



RESULTS OF THE XVth OLYMPIC WINTER GAMES IN CALGARY

FROM 13th TO 28th FEBRUARY 1988

WR : World Record, OR Olympic Record

XVth Olympic Winter Games — Results



Biathlon

• 10 km, 23.2.88

1. Roetsch F. (photo)	(GDR)	25'08"1
2. Medvedtsev V.	(URS)	25'23"7
3. Tchepikov S.	(URS)	25'29"4
4. Anders B.	(GDR)	25'51"8
5. Sehmisch A.	(GDR)	25'52"3
6. Luck F.	(GDR)	25'57"6
7. Püpponen T.	(FIN)	26'02"2
8. Passler J.	(ITA)	26'07"7

• 20 km, 20.2.88

1. Roetsch F.	(GDR)	56'33"3
2. Medvedtsev V.	(URS)	56'54"6
3. Passler J.	(ITA)	57'10"1
4. Tchepikov S.	(URS)	57'17"5
5. Kashkarov Y.	(URS)	57'43"1
6. Kvalfoss E.	(NOR)	57'54"6
7. Sehmisch A.	(GDR)	58'11"4
8. Püpponen T.	(FIN)	58'18"3



Serguei Tchepikov and Alexandre Popov.

• 4 x 7,5 km relay, 26.2.88

1. URS	1 h 22'30"0
2. FRG	1 h 23'37"4
3. ITA	1 h 23'51"5
4. AUT	1 h 24'17"6
5. GDR	1 h 24'28"4
6. NOR	1 h 25'57"0
7. SWE	1 h 29'11"9
8. BUL	1 h 29'24"9

1. Vassiliev Tchepikov Popov Medvedtsev	5. Wirth Roetsch Jacob Sehmisch
2. Reiter Hoeck Angerer Fischer	6. Einang Loberg Fenne Kvalfoss
3. Kiem Taschler Passler Zingerle	7. Sjoden Lofgren Westling Andersson
4. Lengauer Stockner Hofstaetter Schuler Eder	8. Bojilov Velitchkov Videnov Vodenitcharov



Start of the 4 x 7,5 km relay.



Ice-Hockey

	Played	Won	Text	Lost	Goals	Points
1. URS	5	4	0	01	25-07	8
2. FIN	5	3	1	01	18-10	7
3. SWE	5	2	2	01	15-16	6
4. CAN	5	2	1	02	17-14	5
5. FRG	5	1	0	04	08-26	2
TCH	5	1	0	04	12-22	2
7. USA	—	—	—	—	—	—
8. SUI	—	—	—	—	—	—



• URS

Biakin, Ilia
Stelnov, Igor
Fetisov, Viatcheslav
Gusarov, Alexei
Kasatonov, Alexei
Starikov, Serguei
Bykov, Viatcheslav
Yachin, Sergei
Kamensky, Valeri
Svetlov, Sergei
Tchernykh, Alexandre
Khomutov, Vladimir
Krutov, Vladimir
Larionov, Igor
Lomakin, Andrei
Makarov, Sergei
Nogilny, Alexandre
Semenov, Anatoli
Kozhevnikov, Alexandre
Kravchuk, Igor

• FRG

Fischer, Ron
Kiessling, Udo
Kretschmer, Horst-Peter
Medicus, Dieter
Niederberger, Andreas
Kreis, Harold
Schuster, Manfred
Wolf, Manfred
Brittig, Christian
Draisaitl, Peter
Franz, Georg
Hegen, Dieter
Holzmann, Georg
Obresa, Peter
Roedger, Roy
Schiller, Peter
Steiger, Helmut
Truntschka, Gerd
Truntschka, Bernd
Reil, Joachim
Yaremchuk, Ken

• FIN

Blomqvist, Timo
Eloranta, Kari
Lumme, Jyrki
Virtanen, Jukka
Ruotanen, Arto
Ruotsalainen, Reijo
Saarinen, Simo
Suikkanen, Kai
Helminen, Raimo
Jarvi, Iiro
Keskinen, Esa
Laine, Erkki
Laitinen, Kari
Lehtonen, Erkki
Mikkolainen, Reijo
Ojanen, Janne
Susi, Timo
Tuomisto, Pekka
Numminen, Teppo
Torkki, Jari

• TCH

Benak, Jaroslav
Bozik, Mojmir
Suchavek, Rudolf
Horava, Miloslav
Scerban, Bedrich
Stavjana, Antonin
Sejba, Jiri
Dolezal, Jiri
Hascak, Oto
Hrdina, Jiri
Vlach, Rostislav
Lala, Jiri
Liba, Igor
Vlk, Petr
Volek, David
Pasek, Dusan
Rosol, Petr
Ruzicka, Vladimir
Radevic, Radim
Uvira, Eduard

• SWE

Andersson, Peter
Eldebrink, Anders
Ivarsson, Lars
Karlsson, Lars
Kihlstrom, Mats
Samuelsson, Tommy
Andersson, Mikael
Berglund, Bo
Bergqvist, Jonas
Eriksson, Peter
Hjalm, Michael
Johansson, Mikael
Molin, Lars
Petterson, Lars Gunnar
Rundqvist, Thomas
Sandstrom, Ulf
Sodergren, Hakan
Ohling, Jens
Eriksson, Thomas
Eklund, Thorn

• USA

Brown, Greg
Gosselin, Guy
Lavolette, Peter
Norton, Jeffrey
Weinrich, Eric
Snuggerud, Dave
Bourbeau, Allen
Stevens, Revin
Donatelli, John
Fusco, Scott
Granato, Tony
Janney, Craig
Johannson, James
Young, Scott
Leach, Stephen
MacDonald, Bradley
Millen, Corey
Miller, Kevin
Leetch, Brian
Okerlund, Todd

• CAN

Felix, Chris
Gregg, Randy
Watters, Timothy
Stiles, Anthony
Yawney, Trent
Zalapski, Zarley
Vilgrain, Claude
Berry, Kenneth
Boisvert, Serge
Bradley, Brian
Yaremchuk, Ken
Habscheid, Marc
Joyce, Robert
Karpan, Vaughn
Malinowski, Merlin
Tambellini, Steven
Schreiber, Wallace
Sherven, Gordon
Roy, Serge
Peplinski, Jim

• SUI

Brasey, Patrice
Kuenzi, Andre
Koelliker, Jakob
Mazzoleni, Fausto
Ritsch, Andreas
Roger, Bruno
Neuenschwander, Philipp
Boucher, Gaetan
Celio, Manvele
Vrabc, Thomas
Eberle, Joerg
Hollenstein, Felix
Jaks, Peter
Waeger, Roman
Leuenberger, Markus
Luethi, Fredy
Montandon, Gil
Schlangenhaut, Peter
Burkart, Urs
Zehnder, Andreas
Mueller, Thomas
Gunti, Pietro

XVth Olympic Winter Games — Results

Bobsleigh


• Two man bob, 22.2.88

1.	URS	I (photo)	3'53"48
2.	GDR	I	3'54"19
3.	GDR	II	3'54"64
4.	SUI	II	3'56"06
5.	AUT	I	3'56"49
6.	SUI	I	3'56"52
7.	FRG	I	3'56"62
8.	AUT	II	3'56"91

1.	Kipours I. Kozlov V.	5.	Appelt I. Winkler H.
2.	Hoppe W. Musiol B.	6.	Hiltebrand H. Kiser A.
3.	Lehmann B. Hoyer M.	7.	Fischer A. Langen C.
4.	Weder G. Acklin D.	8.	Kienast P. Mark C.



H.S.H. Prince Albert of Monaco.



• Four man bob, 28.2.88

1.	SUI	I (photo)	3'47"51
2.	GDR	I	3'47"58
3.	URS	II	3'48"26
4.	USA	I	3'48"28
5.	URS	I	3'48"35
6.	AUT	I	3'48"65
7.	AUT	II	3'48"95
8.	GDR	II	3'49"06

1.	Fasser E. Meier K. Faessler M. Stocker W.	5.	Poikans M. Kliavinch O. Berzoups O. Iaoudzems I.
2.	Hoppe W. Schauerhammer D. Musiol D. Voge I.	6.	Kienast P. Siegl F. Mark C. Teigl K.
3.	Kipours I. Ossis G. Tone I. Kozlov V.	7.	Appelt I. Muigg J. Redl G. Winkler H.
4.	Rushlaw B. Hoye H. Wasko M. White W.	8.	Richter D. Ferb B. Jahn L. Szelig A.



Luge

MEN

• Single seater, 15.2.88

1. Mueller J.	(GDR)	3'05"548
2. Hackl G.	(FRG)	3'05"916
3. Khartchenko I.	(URS)	3'06"274
4. Jacob T.	(GDR)	3'06"358
5. Walter M.	(GDR)	3'06"933
6. Daniline S.	(URS)	3'07"098
7. Schettel J.	(FRG)	3'07"371
8. Raffl H.	(ITA)	3'07"525



WOMEN

• Single seater, 18.2.88

1. Walter S. (photo)	(GDR)	3'03"973
2. Oberhoffner U.	(GDR)	3'04"105
3. Schmidt C.	(GDR)	3'04"181
4. Bilgeri V.	(FRG)	3'05"670
5. Antipova I.	(URS)	3'05"787
6. Warner B.	(USA)	3'06"056
7. Doyon M.	(CAN)	3'06"211
8. Danilina N.	(URS)	3'06"364

Speed Skating



• Double seater, 19.2.88

1. Hoffmann J. Pietzsch J. (photo)	(GDR)	1'31"940
2. Krausse S. Behrendt J.	(GDR)	1'32"039
3. Schwab T. Staudinger W.	(FRG)	1'32"274
4. Ilsanker S. Hackl G.	(FRG)	1'32"298
5. Fluckinger G. Manzenreiter R.	(AUT)	1'32"364
6. Melnik V. Alexeev D.	(URS)	1'32"459
7. Brugger K. Huber W.	(ITA)	1'32"553
Belouossov E. Beliakov A.	(URS)	1'32"5.53

MEN

• 500 m, 14.2.88

1. Mey, Jens-Uwe	(GDR)	36"45 WR
2. Ykema, Jan	(HOL)	36"76 OR
3. Kuroiwa, Akira	(JPN)	36"77
4. Fokitchev, Serguei	(URS)	36"82
5. Bae, Ki Tae	(KOR)	36"90
6. Gelezovsky, Igor	(URS)	36"94
7. Thibault, Guy	(CAN)	36"96
8. Thometz, Nick	(USA)	37"16

XVth Olympic Winter Games — Results

• 1000 m, 18.2.88

1.	Gouliaev, Nikolai	(URS)	1'13"03	OR
2.	Mey, Jens-Uwe	(GDR)	1'13"11	
	Gelezovsky, Igor	(URS)	1'13"19	
3.	Flaim, Eric	(USA)	1'13"53	
5.	Boucher, Gaetan	(CAN)	1'13"77	
6.	Hadschieff, Michael	(AUT)	1'13"84	
7.	Thibault, Guy	(CAN)	1'14"16	
8.	Adeberg, Peter	(GDR)	1'14"19	

• 1500 m, 20.2.88

1.	Hoffmann, Andre	(GDR)	1'52"06	WR
2.	Flaim, Eric	(USA)	1'52"12	
3.	Hadschieff, Michael	(AUT)	1'52"31	
4.	Gelezovsky, Igor	(URS)	1'52"63	
5.	Aoyanagi, Toru	(JPN)	1'52"85	OR
6.	Klimov, Alexandre	(URS)	1'52"97	
7.	Gouliaev, Nikolai	(URS)	1'53"04	
8.	Adeberg, Peter	(GDR)	1'53"57	

• 5000 m, 17.2.88

1.	Gustafson, Tomas	(SWE)	6'44"63	WR
2.	Visser, Leo	(HOL)	6'44"98	
3.	Kemkers, Gerard	(HOL)	6'45"92	
4.	Flaim, Eric	(USA)	6'47"09	OR
5.	Hadschieff, Michael	(AUT)	6'48"72	
6.	Silk, David	(USA)	6'49"95	
7.	Karlstad, Geir	(NOR)	6'50"88	
8.	Freier, Roland	(GDR)	6'51"42	




The winner's podium of the 1000 m.



Bonnie Blair

Yvonne Van Gennip



• 10 000 m, 21.2.88

1.	Gustafson, Tomas	(SWE)	13'48"20	WR
2.	Hadschieff, Michael	(AUT)	13'56"11	
3.	Visser, Leo	(HOL)	14'00"55	
4.	Flaim, Eric	(USA)	14'05"57	OR
5.	Kemkers, Gerard	(HOL)	14'08"34	
6.	Kliouev, Iouri	(URS)	14'09"68	
7.	Sighel, Roberto	(ITA)	14'13"60	
8.	Freier, Roland	(GDR)	14'19"16	



WOMEN

• 500 m, 22.2.88

1.	Blair, Bonnie	(USA)	39"10
2.	Rothenburger, Chr.	(GDR)	39"12
3.	Kania, Karin	(GDR)	39"24
4.	Stahnke, Angela	(GDR)	39"68
5.	Hashimoto, Seiko	(JPN)	39"74
6.	Rhead, Shelley	(CAN)	40"36
7.	Holzner-Gawenus M.	(FRG)	40"53
8.	Fusano, Shoko	(JPN)	40"61

• 1000 m, 26.2.88

1.	Rothenburger, Chr.	(GDR)	1'17"65
2.	Kania, Karin	(GDR)	1'17"70
3.	Blair, Bonnie	(USA)	1'18"31
4.	Ehrig, Andrea	(GDR)	1'19"32
5.	Hashimoto, Seiko	(JPN)	1'19"75
6.	Stahnke, Angela	(GDR)	1'20"05
7.	Bader, Leslie	(USA)	1'21"09
8.	Class, Katie	(USA)	1'21"10

• 1500 m, 27.2.88

1.	Van Gennip, Yvonne	(HOL)	2'00"68
2.	Kania, Karin	(GDR)	2'00"82
3.	Ehrig, Andrea	(GDR)	2'01"49
4.	Blair, Bonnie	(USA)	2'04"02
5.	Lapouga, Elena	(URS)	2'04"24
6.	Hashimoto, Seiko	(JPN)	2'04"38
7.	Kleemann, Gunda	(GDR)	2'04"68
	Rys-Ferens, Erwina	(POL)	2'04"68

• 3000 m, 23.2.88

1.	Van Gennip, Yvonne	(HOL)	4'11"94
2.	Ehrig, Andrea	(GDR)	4'12"09
3.	Zange, Gabi	(GDR)	4'16"92
4.	Kania, Karin	(GDR)	4'18"80
5.	Rys-Ferens, Erwina	(POL)	4'22"59
6.	Boiko, Svetlana	(URS)	4'22"90
7.	Hashimoto, Seiko	(JPN)	4'23"29
	Lapouga, Elena	(URS)	4'23"29

• 5000 m, 28.2.88

1.	Van Gennip, Yvonne	(HOL)	7'14"13
2.	Ehrig, Andrea	(GDR)	7'17"12
3.	Zange, Gabi	(GDR)	7'21"61
4.	Boiko, Svetlana	(URS)	7'28"39
5.	Lapouga, Elena	(URS)	7'28"65
6.	Hashimoto, Seiko	(JPN)	7'34"43
7.	Kleemann, Gunda	(GDR)	7'34"59
8.	Krohn, Jasmin	(SWE)	7'36"56

Figure Skating

• Pairs, 16.2.88

WR

OR

WR

OR

OR



1.	Gordeeva E.	(URS)	1.4
	Grinkov S. (photo)		
2.	Valova E.	(URS)	2.8
	Vassiliev O.		
3.	Watson J.	(USA)	4.2
	Oppegard P.		
4.	Selezneva L.	(URS)	6.4
	Makarov O.		
5.	Wachsman G.	(USA)	6.6
	Waggoner T.		
6.	Benning D.	(CAN)	9.0
	Johnston L.		
7.	Schwarz P.	(GDR)	10.4
	Koenig A.		
8.	Hough C.	(CAN)	11.2
	Ladret D.		

• Men, 20.2.88

WR

1.	Boitano, Brian	(USA)	3.0
2.	Orser, Brian	(CAN)	4.2
3.	Petrenko, Victor	(URS)	7.8
4.	Fadeev, Alexandre	(URS)	8.2
5.	Filipowski, Grzegorz	(POL)	10.8
6.	Kotin, Vladimir	(URS)	13.4
7.	Bowman, Christopher	(USA)	13.8
8.	Browning, Kurt	(CAN)	15.4

XVth Olympic Winter Games — Results




Brian Boitano

Brian Orser




• Women, 24.2.88

		Points
1.	Witt, Katarina (GDR)	4.2
2.	Manley, Elizabeth (CAN)	4.6
3.	Thomas, Debi (USA)	6.0
4.	Trenary, Jill (USA)	10.4
5.	Ito, Midori (JPN)	10.6
6.	Leistner, Claudia (FRG)	13.2
7.	Ivanova, Kira (URS)	13.6
8.	Kondracheva, Anna (URS)	15.2



• Ice dancing, 23.2.88

		Points
1.	Bestemianova N. (URS) Boukine A. (photo above)	2.0
2.	Klimova M. (URS) Ponomarenko S.	4.0
3.	Wilson T. (CAN) McCall R.	6.0
4.	Annenko N. (URS) Sretenski G.	8.0
5.	Beck K. (AUT)	10.0
6.	Semanick S. (USA) Gregory S.	12.0
7.	Engi K. (HUN) Toth A.	14.0
8.	Duchesnay I. (FRA) Duchesnay P. (photo on the left)	16.0




Debi Thomas



Katarina Witt



Elizabeth Manley





Matti Nykaenen

Jump

• 70 m, 14.2.88

			Points
1.	Nykaenen M.	(FIN)	229.1
2.	Ploc P.	(TCH)	212.1
3.	Malec J.	(TCH)	211.8
4.	Tepes M.	(YUG)	211.2
5.	Parma J.	(TCH)	203.8
6.	Kuttin H.	(AUT)	199.7
7.	Puikkonnen J.	(FIN)	199.1
8.	Tallberg S.	(SWE)	198.1

• 90 m, 23.2.88

			Points
1.	Nykaenen M.	(FIN)	224.0
2.	Johnsen E.	(NOR)	207.9
3.	Debelak M.	(YUG)	207.7
4.	Klauser T.	(FRG)	205.1
5.	Ploc P.	(TCH)	204.1
6.	Felder A.	(AUT)	203.9
7.	Bulau H.	(CAN)	197.6
8.	Tallberg S.	(SWE)	196.6



• **90 m, team jump, 24.2.88**

1.	FIN	634.4
2.	YUG	625.5
3.	NOR	596.1
4.	TCH	586.8
5.	AUT	577.6
6.	FRG	559.0
7.	SWE	539.7
8.	SUI	516.1

1.	Nikkola, Ari Pekka Nykaenen, Matti Ylipulli, Tuomo Riukonen, Jari	(FIN)
2.	Ulaga, Primoz Zupan, Matjaz Debelak, Matjaz Tepes, Miran	(YUG)
3.	Eidhammer, Ole Kjorum, Jon Fidjestol, Ole Johnsen, Erik	(NOR)
4.	Dluhos, Ladislav Malec, Jiri Plot, Pavel Parma, Jiri	(TCH)
5.	Vettori, Ernst Kuttin, Heinz Stranner, Guenther Felder, Andreas	(AUT)
6.	Bauer, Andreas Rohwein, Peter Klauser, Thomas Heumann, Josef	(FRG)
7.	Tallberg, Par Inge Daun, Anders Boklov, Jan Tallberg, Staffan	(SWE)
8.	Balanche Gérard Lehmann, Christoph Piazzini, Fabrice Hauswirth, Christian	(SUI)

**Nordic Skiing
Cross-country**

MEN

• **15 km, 19.2.88**

1.	Deviatarov M.	(URS)	41'18"9
2.	Mikkelsplass P.	(NOR)	41'33"4
3.	Smirnov V.	(URS)	41'48"5
4.	Braa O.	(NOR)	42'17"3
5.	Bellmann U.	(GDR)	42'17"8
6.	De Zolt M.	(ITA)	42'31"2
7.	Ulvang V.	(NOR)	42'31"5
8.	Kirvesniemi H.	(FIN)	42'42"8

• **30 km, 15.2.88**

1.	Prokourorov A.	(URS)	1 h 24'26"3
2.	Smirnov V.	(URS)	1 h 24'35"1
3.	Ulvang V.	(NOR)	1 h 25'11"6
4.	Deviatarov M.	(URS)	1 h 25'31"3
5.	Vanzetta G.	(ITA)	1 h 25'37"2
6.	Mikkelsplass P.	(NOR)	1 h 25'44"6
7.	Polvara G.	(ITA)	1 h 26'02"7
8.	Albarelo M.	(ITA)	1 h 26'09"1

• **50 km, 27.2.88** (photo)

1.	Svan G.	(SWE)	2 h 04'30"9
2.	De Zolt M.	(ITA)	2 h 05'36"4
	Gruenenfelder A.	(SUI)	2 h 06'01"9
4.	Ulvang V.	(NOR)	2 h 06'32"3
5.	Bauroth H.	(GDR)	2 h 07'02"4
6.	Ottosson J.	(SWE)	2 h 07'34"8
7.	Ristanen K.	(FIN)	2 h 08'08"1
8.	Bellmann U.	(GDR)	2 h 08'18"6



XVth Olympic Winter Games — Results

• 4 x 10 km relay, 22.2.88

1. SWE	1 h 43'58"6
2. URS	1 h 44'11"3
3. TCH	1 h 45'22"7
4. SUI	1 h 46'16"3
5. ITA	1 h 46'16"7
6. NOR	1 h 46'48"7
7. FRG	1 h 48'05"0
8. FIN	1 h 48'24"0

1. Ottosson, Jan (SWE)

Vassberg, Thomas
Svan, Gunde
Mogren, Torgny

2. Smirnov, Vladimir (URS)

Sakhnov, Vladimir
Deviatiarov, Mikhail
Prokurorov, Alexei

3. Nyc, Radim (TCH)

Korunka, Vaclav
Bent, Pavel
Svanda, Ladislav

4. Gruenenfelder, Andy (SUI)

Capol, Jurg
Guidon, Giachem
Wigger, Jeremias

5. Barco, Silvano (ITA)

Walder, Albert
Vanzetta, Giorgio
De Zolt, Maurilio

6. Mikkelsplass, Pal (NOR)

Braa, Oddvar
Ulvang, Vegard
Langli, Terje

7. Kuss, Walter (FRG)

Fischer, Georg
Behle, Jochen
Fritzenwenger, Herbert

8. Laukkanen, Jari (FIN)

Kirvesniemi, Harri
Rasanen, Jari
Ristanen, Kari



Start of the 4 x 10 km relay.

3 x 10 km relay of the Nordic Combined.



Nordic Combined

MEN

• Individual, 28.2.88

		Jump	15 km
		70 m	
1. Kempf H.	(SUI)	217.9	38'14"8
2. Sulzenbacher K.	(AUT)	228.5	38'46"5
3. Levandi A.	(URS)	216.6	39'12"4
4. Prenzel U.	(GDW)	207.6	38'18"8
5. Schaad A.	(SUI)	207.2	38'18"0
6. Lokken T.	(NOR)	199.4	37'39"0
7. Kopal M.	(TCH)	208.7	38'48"0
8. Frank M.	(GDR)	209.4	39'08"2



• **Team, 24.2.88**

	Jump	3 x 10 km
1. FRG	629.8	1 h 20'46"0
2. SUI	571.4	1 h 15'57"4
3. AUT	626.6	1 h 21'00"9
4. NOR	596.6	1 h 18'48"4
5. GDR	571.6	1 h 18'13"5
6. TCH	573.5	1 h 19'02"1
7. FIN	561.3	1 h 19'56"3
8. FRA	541.0	1 h 19'45"4

1. Pohl, Hans Schwarz, Hubert Mueller, Thomas	(FRG)
2. Schaad, Andreas Kempf, Hippolyt Glanzmann, Fredy	(SUI)
3. Csar, Guenther Aschenwald, Hansjoerg Sulzenbacher, Klaus	(AUT)
4. Bogseth, Hallstein Bredesen, Trond Lokken, Torbjorn	(NOR)
5. Prenzel, Thomas Frank, Marko Prenzel, Uwe	(GDR)
6. Patras, Ladislav Klimko, Jan Kopal, Miroslav	(TCH)
7. Saapunki, Pasi Parviainen, Jouko Ylipulli, Jukka	(FIN)
8. Bohard, Jean Girard, Xavier Guy, Frabrice	(FRA)

NORDIC SKIING WOMEN

• **5 km, 17.2.88**

1. Matikainen M.	(FIN)	15'04"0
2. Tikhonova T.	(URS)	15'05"3
3. Ventsene V.	(URS)	15'11"1
4. Jahren A.	(NOR)	15'12"6
5. Kirvesniemi M.	(FIN)	15'16"7
6. Nybraten I.	(NOR)	15'17"7
7. Westin M.	(SWE)	15'28"9
8. Nagueikina S.	(URS)	15'29"9



Mario Matikaineo.

Vida Vmtsme.



• **10 km, 14.2.88**

1. Ventsene V.	(URS)	30'08"3
2. Smetanina R.	(URS)	30'17"0
3. Matikainen M.	(FIN)	30'20"5
4. Nagueikina S.	(URS)	30'26"5
5. Tikhonova T.	(URS)	30'38"9
6. Nybraten I.	(NOR)	30'51"7
7. Maatta P.	(FIN)	30'52"4
8. Westin M.	(SWE)	30'53"5

XVth Olympic Winter Games — Results

• 20 km, 25.2.88

1.	Tikhonova T.	(URS)	55'53"6
2.	Reztsova A.	(URS)	56'12"8
3.	Smetanina R.	(URS)	57'22"1
4.	Gilli-Bruegger C.	(SUI)	57'37"4
5.	Opitz S.	(GDR)	57'54"3
6.	Di Centa M.	(ITA)	57'55"2
7.	Moring K.	(GDR)	58'17"2
8.	Dahlmo M.	(NOR)	58'31"1



The winners' podium of the 4 x 5 km relay.

• 4 x 5 km relay, 21.2.88

1.	URS	59'51"1
2.	NOR	1 h 01'33"0
3.	FIN	1 h 01'53"8
4.	SUI	1 h 01'59"4
5.	GDR	1 h 02'19"9
6.	SWE	1 h 02'24"9
7.	TCH	1 h 03'37"1
8.	USA	1 h 04'08"8

1.	Nagueikina, S. Gavriliuk, N. Tikhonova, T. Reztsova, A.	5.	Moring, K. Opitz, S. Braun, S. Greiner Petter, S.
2.	Dybendahl, T. Wold, M. Jahren, A. Dahlmo, M.	6.	Frost, L. Fritzon, A. Lamberg-Skog, K. Westin, M.
3.	Maatta, P. Kirvesniemi, M. Matikainen, M. Savolainen, J.	7.	Balazova, L. Klimkova, V. Radlova, I. Havrancikova, A.
4.	Thomas, K. Parpan, S. Kratzen, E. Gilli-Bruegger, Chr.	8.	Denhartog, D. Thompson, L. Fiddler, N. Krichko, L.

Alpine Skiing

MEN

• Downhill, 15.2.88

1.	Zurbriggen, Pirmin	(SUI)	1'59"63
2.	Mueller, Peter	(SUI)	2'00"14
3.	Piccard, Franck	(FRA)	2'01"24
4.	Stock, Leonard	(AUT)	2'01"56
5.	Pfaffenbichler, G.	(AUT)	2'02"02
6.	Wasmeier, Markus	(FRG)	2'02"03
7.	Steiner, Anton	(AUT)	2'02"19
8.	Bell, Martin	(GBR)	2'02"49

• Slalom, 27.2.88

1.	Tomba A.	(ITA)	1'39"47
2.	Woerndl F.	(FRG)	1'39"53
3.	Frommelt P.	(LIE)	1'39"84
4.	Gstrein B.	(AUT)	1'40"08
5.	Stenmark I.	(SWE)	1'40"22
6.	Nilsson J.	(SWE)	1'40"23
7.	Zurbriggen P.	(SUI)	1'40"48
8.	Totsch O.	(ITA)	1'40"55



Alberto Tomba.

• Giant slalom, 25.2.88

1.	Tomba A.	(ITA)	2'06"37
2.	Strolz H.	(AUT)	2'07"41
3.	Zurbriggen P.	(SUI)	2'08"39
4.	Camozzi I.	(ITA)	2'08"77
5.	Nierlich R.	(AUT)	2'08"92
6.	Wenzel A.	(LIE)	2'09"03
7.	Mayer H.	(AUT)	2'09"09
8.	Woerndl F.	(FRG)	2'09"22



Pirmin Zurbriggen.



• **Super G, 21.2.88**

1. Piccard, Franck (photo)	(FRA)	1'39"66
2. Mayer, Helmut	(AUT)	1'40"96
3. Eriksson, Lars-Boerje	(SWE)	1'41"08
4. Strolz, Hubert	(AUT)	1'41"11
5. Zurbrggen, Pirmin	(SUI)	1'41"96
6. Mader, Gunther	(AUT)	1'41"96
7. Alphand, Luc	(FRA)	1'42"27
8. Stock, Leonard	(AUT)	1'42"36

• **Combined, 17.2.88**

			<i>Total of points</i>
1. Strolz H. (photo)	(AUT)	36.55	
2. Gstrein B.	(AUT)	43.45	
3. Accola P.	(SUI)	48.24	
4. Alphand L.	(FRA)	57.73	
5. Jurko P.	(TCH)	58.56	
6. Cretier J.	(FRA)	62.98	
7. Wasmeier M.	(FRG)	65.44	
8. Bires A.	(TCH)	68.50	

XVth Olympic Winter Games — Results

WOMEN

• Downhill, 19.2.88

1. Kiehl, Marina	(FRG)	1'25"86
2. Oertli, Brigitte	(SUI)	1'26"61
3. Percy, Karen	(CAN)	1'26"62
4. Walliser, Maria	(SUI)	1'26"89
5. Graham, Laurie	(CAN)	1'26"99
6. Kronberger, Petra	(AUT)	1'27"03
7. Mösenlechner, Regine	(FRG)	1'27"16
8. Kirchler, Elisabeth	(AUT)	1'27"19

• Slalom, 26.2.88

1. Schneider V.	(SUI)	1'36"69
2. Svet M.	(YUG)	1'38"37
3. Kinshofer, Guetle	(FRG)	1'38"40
4. Steiner R.	(AUT)	1'38"77
5. Fernández Ochoa	(ESP)	1'39"44
6. Ladstaetter I.	(AUT)	1'39"59
7. Magoni Sforza P.	(ITA)	1'39"76
8. Mogore Tlalka D.	(FRA)	1'39"86

• Giant slalom, 24.2.88

1. Schneider V.	(SUI)	2'06"49
2. Kinshofer Guetle	(FRG)	2'07"42
3. Walliser M.	(SUI)	2'07"72
4. Svet M.	(YUG)	2'07"80
5. Meier C.	(FRG)	2'07"88
6. Maier U.	(AUT)	2'08"10
7. Wachter A.	(AUT)	2'08"38
8. Quittet C.	(FRA)	2'08"84

• Super G, 22.2.88

1. Wolf, Sigrid	(AUT)	1'19"03
2. Figini, Michela	(SUI)	1'20"03
3. Percy, Karen	(CAN)	1'20"29
4. Mösenlechner, Regine	(FRG)	1'20"33
5. Wachter, Anita	(AUT)	1'20"36
6. Walliser, Maria	(SUI)	1'20"48
7. Marzola, Micaela	(ITA)	1'20"91
7. Haas, Zoé	(SUI)	1'20"91

• Combined, 21.2.88

		Points
1. Wachter A.	(AUT)	29.25
2. Oertli B.	(SUI)	29.48
3. Walliser M.	(SUI)	51.28
4. Percy K.	(CAN)	54.47
5. Kebrlova L.	(TCH)	60.87
6. Medzihradska L.	(TCH)	63.56
7. Mc Kendry M.	(CAN)	64.85
8. Lee K.	(CAN)	65.26



The winners'podium of the women downhill.



Vreni Schneider

Anita Wachter





Demonstration Event Freestyle Skiing



MEN

• Ballet, 25.2.88

	<i>Points</i>
1. Reitberger, Hermann (FRG)	46.6
2. Spina, Lane (USA)	45.6
3. Kristiansen, Rune (NOR)	44.0

• Moguls, 22.2.88

1. Hansson, Hakan (SWE)	39.56
2. Engelsen Eide, Hans (NOR)	39.37
3. Gospiron, Edgar (FRA)	37.71

• Aerials, 23.2.88

1. Rozon J. (CAN)	410.93
2. Meda D. (FRA)	380.77
3. Langlois L. (CAN)	377.97

WOMEN

• Ballet, 25.2.88

1. Rossi, Christine (FRA)	45.8
2. Bucher, Jan (USA)	44.0
3. Kissling, Conny (SUI)	43.2

• Moguls, 22.2.88

1. Mittermayer, Tatjana (FRG)	36.16
2. Monod, Raphaëlle (FRA)	34.91
3. Kissling, Conny (SUI)	34.07

• Aerials, 21.2.88

1. Palenik M. (USA)	268.83
2. Reichart S. (FRG)	267.03
3. Hernskog C. (SWE)	245.98

Short Track

WOMEN

• 500 m, 22.2.88

1. Velzeboer, M. (HOL)	48"28
2. Donatelli, E. (CAN)	48"34
3. Li, Y. (CHN)	48"84
4. Daigle, S. (CAN)	49"64
5. Yamada, Y. (JPN)	
6. Sciolla, C. (ITA)	

• 1000 m, 25.2.88

1. Li, Y. (CHN)	1'39"00	WR
2. Daigle, S. (CAN)	1'41"15	
3. Velzeboer, M. (HOL)	1'43"10	
4. Qiao, J. (CHN)	1'46"38	
5. Perreault, M. (CAN)	2'25"50	
6. Donatelli, E. (CAN)		

• 1500 m, 23.2.88

1. Daigle, S. (CAN)	2'37"61
2. Velzeboer, M. (HOL)	2'37"77
3. Li, Y. (CHN)	2'37"92
4. Shishii, E. (JPN)	2'38"19
5. Yamada, Y. (JPN)	2'39"49
6. Lambert, N. (CAN)	2'44"77

• 3000 m, 24.2.88

1. Shishii, E. (JPN)	5'25"44
2. Daigle, S. (CAN)	5'25"82
3. Candido, M. (ITA)	5'25"89
4. Takeuchi, H. (JPN)	5'26"52
5. Li, Y. (CHN)	5'28"68
6. Lambert, N. (CAN)	5'37"36

• 3000 m relay, 24.2.88

1. Italy	4'45"88	WR
2. Japan	4'46"91	
3. Canada	4'49"77	
4. People's Rep. of China	4'50"00	

MEN

• 500 m, 23.2.88

1. O'Reilly, W. (GBR)	44"80
2. Vincent, M. (CAN)	45"15
3. Ishihara, T. (JPN)	45"37
4. Dubreuil, R. (CAN)	45"38
5. Daignault, M. (CAN)	
6. Fagone, O. (ITA)	

XVth Olympic Winter Games — Results

• 1000m, 24.2.88

1.	O'Reilly, W.	(GBR)	1'33"44
2.	Daignault, M.	(CAN)	1'33"66
3.	Bella, M.	(FRA)	1'34"45
4.	Ishihara, T.	(JPN)	1'35"72
5.	Grenier, L.	(CAN)	1'37"17
6.	Peretti, R.	(ITA)	1'48"33

• 1500m, 22.2.88

1.	Kim, K.	(KOR)	2'26"68
2.	Grenier, L.	(CAN)	2'26"99
3.	Fagone, O.	(ITA)	2'27"16
4.	Peretti, R.	(ITA)	2'27"24
5.	Vincent, M.	(CAN)	2'27"34
6.	Daignault, M.	(CAN)	2'28"15

• 3000m, 25.2.88

1.	Lee, J.	(KOR)	5'21"63
2.	Veldhoven, C.	(HOL)	5'22"39
3.	Daignault, M.	(CAN)	5'30"68
4.	Van Der Velde, P.	(HOL)	5'31"07
5.	Vincent, M.	(CAN)	5'31"15
6.	Mos, J.	(KOR)	5'32"24

• 5000 m relay, 25.2.88

1.	HOL	7'29"05	WR
2.	ITA	7'30"39	
3.	CAN	7'35"47	
4.	USA	7'47"59	

Curling

WOMEN

1.	CAN
2.	SWE
3.	NOR
4.	FRG
5.	USA
6.	DEN
7.	SUI
8.	FRA

MEN

1.	NOR
2.	SUI
3.	CAN
4.	USA
5.	SWE
6.	DEN
7.	FRG
8.	GBR

Demonstration Event Disabled Skiing

WOMEN

• Modified Giant slalom for above-the-Knee-Amputees, 21.2.88

1.	2	Golden D.	(USA)	1'26"41
2.	5	Gentile C.	(USA)	1'32"86
3.	1	Hill M.	(USA)	1'34"87

• Cross-country, 5 km, 17.2.88 (for blinds)

1.	11	Preining V.	(AUT)	
		Haberl S. (guide)		22'56"3
2.	15	Pennanen K.	(FIN)	
		Viljajarju (guide)		23'00"1
3.	12	Heger M.	(AUT)	
		Pucher M. (guide)		26'59"3

MEN

• Modified Giant slalom for above-the-Knee-Amputees, 21.2.88

1.	Spitz A. (photo)	(FRG)	1'21"10
2.	Mannino G.	(USA)	1'22"87
3.	Berger F.	(SUI)	1'25"60



• Cross-country, 5 km, 17.2.88 (for blinds)

1.	Aalien H.	(NOR)	
	Homb A. (guide)		18'51"2
2.	Pettersson A.	(SWE)	
	Stridh R. (guide)		19'29"7
3.	Tveit A.	(NOR)	
	Ulvang K. (guide)		19'48"6