



# 52<sup>nd</sup> Macau Grand Prix


Macau  
17<sup>th</sup>-20<sup>th</sup> November 2005



Results by MST Systems Ltd

[www.mstworld.com](http://www.mstworld.com)

[admin@mstworld.com](mailto:admin@mstworld.com)



## BULLETIN TK010

### FIA Intercontinental Cup for Formula 3 FREE PRACTICE 1


POS	NO	CL	NAME	NAT	ENTRY	TIME	LAPS	GAP	KPH
1	19		Paolo MONTIN	ITA	Dallara Honda-Mugen/NB	2:14.192	12		164.18
2	8		Lucas di GRASSI	BRA	Dallara Mercedes-HWA	2:14.402	13	0.210	163.92
3	2		Sebastian VETTEL	GER	Dallara Mercedes-HWA	2:14.637	12	0.445	163.64
4	4		Kazuki NAKAJIMA	JPN	Dallara Toyota-Tom's	2:14.906	12	0.714	163.31
5	1		Loic DUVAL	FRA	Dallara Mercedes-HWA	2:14.931	12	0.739	163.28
6	5		Robert KUBICA	POL	Dallara Honda-Mugen/NB	2:15.094	13	0.902	163.08
7	3		Joao P de OLIVEIRA	BRA	Dallara Toyota-Tom's	2:15.107	12	0.915	163.07
8	11		Franck PERERA	FRA	Dallara Opel-Spiess	2:15.260	12	1.068	162.88
9	10		Naoki YOKOMIZO	JPN	Dallara Nissan-Tomei	2:15.425	13	1.233	162.68
10	16		Fabio CARBONE	BRA	SLC Opel-Spiess	2:15.602	13	1.410	162.47
11	9		Mike CONWAY	GBR	Dallara Mercedes-HWA	2:15.824	13	1.632	162.21
12	24		Danny WATTS	GBR	Dallara Toyota-Tom's	2:15.858	13	1.666	162.16
13	26		Daisuke IKEDA	JPN	Dallara Toyota-Tom's	2:16.607	13	2.415	161.28
14	7		Christian BAKKERUD	DEN	Dallara Honda-Mugen/NB	2:16.676	12	2.484	161.19
15	28		Bruno SENNA	BRA	Dallara Honda-Mugen/NB	2:16.677	13	2.485	161.19
16	20		Kohei HIRATE	JPN	Dallara Opel-Spiess	2:16.724	13	2.532	161.14
17	15		Guillaume MOREAU	FRA	Dallara Opel-Spiess	2:16.849	13	2.657	160.99
18	27		Taku BAMBA	JPN	Dallara Toyota-Tom's	2:17.261	13	3.069	160.51
19	21		Steven KANE	GBR	LOLA Honda-Mugen/NB	2:17.347	13	3.155	160.41
20	6		Charlie KIMBALL	USA	Dallara Honda-Mugen/NB	2:17.676	12	3.484	160.02
21	12		Dan CLARKE	GBR	Dallara Opel-Spiess	2:17.777	12	3.585	159.91
22	14		Romain GROSJEAN	FRA	Dallara Opel-Spiess	2:18.465	13	4.273	159.11
23	30		Karl REINDLER	AUS	Dallara Honda-Mugen/NB	2:18.478	13	4.286	159.10
24	23		Michael HO	MAC	Dallara Toyota-Tom's	2:18.816	10	4.624	158.71
25	18		Rodolfo AVILA	MAC	Dallara Mercedes HWA	2:20.645	11	6.453	156.65
26	22		Stephen JELLEY	GBR	Dallara Opel-Spiess	2:20.670	13	6.478	156.62
27	32		CHEONG Lou Meng	MAC	Dallara Honda-Mugen/NB	2:22.793	8	8.601	154.29
28	33		LEI Kit Meng	MAC	Dallara Opel-Spiess	2:23.155	12	8.963	153.90
29	17		Fillip SALAQUARDA	CZE	Dallara Opel-Spiess	2:24.331	10	10.139	152.64
30	29		Jo MERSZEI	MAC	Dallara Honda-Mugen/NB	2:26.713	9	12.521	150.17

Weather/Track : Sunny/Dry

Circuito Da Guia  
Circuit Length = 6.1200 km.  
Start: 10:15 End: 10:45

**mst** UNISYS

Clerk of Course:	Stewards:	Timekeeper:
------------------	-----------	-------------



## BULLETIN TK011

### FIA Intercontinental Cup for Formula 3 SECTOR ANALYSIS - FREE PRACTICE 1

<b>1</b>		<b>Loic DUVAL</b>		<b>FRA</b>		<b>Dallara Mercedes-HWA</b>					
1 - X:00.000	223.1	1:35.121	30.099	191.8	X:00.000	7 - 24.525	253.5	1:22.035	28.371	197.8	<b>2:14.931</b>
2 - 25.205	247.7	1:26.252	29.133	194.2	2:20.590	8 - 24.388	254.7	1:22.379	28.717	197.8	2:15.484
3 - 24.760	251.7	1:23.599	29.365	194.5	2:17.724	9 - 24.300	255.9	1:23.451	28.603	197.8	2:16.354
4 - 24.677	252.3	1:22.775	28.558	197.4	2:16.010	10 - 24.270	255.3	<b>1:21.968</b>	29.004	196.7	2:15.242
5 - 24.362	255.9	1:30.121	29.138	196.0	2:23.621	11 - 24.721	252.3	1:22.095	28.502	197.8	2:15.318
6 - <b>24.154</b>	<b>259.6</b>	1:25.634	28.668	196.0	2:18.456	12 - 24.534	253.5	1:23.004	<b>28.276</b>	<b>198.1</b>	2:15.814
<b>2</b>		<b>Sebastian VETTEL</b>		<b>GER</b>		<b>Dallara Mercedes-HWA</b>					
1 - X:00.000	179.4	1:43.637	31.780	189.1	X:00.000	7 - 24.622	253.5	1:25.559	29.330	194.5	2:19.511
2 - 25.251	248.8	1:31.364	29.791	191.4	2:26.406	8 - <b>24.528</b>	252.9	1:22.990	28.741	196.0	2:16.259
3 - 24.806	251.1	1:25.901	29.064	193.8	2:19.771	9 - 24.551	252.3	1:22.597	28.878	194.9	2:16.026
4 - 24.660	252.3	1:24.727	28.871	194.2	2:18.258	10 - 24.561	253.5	1:22.406	28.681	196.3	2:15.648
5 - 24.550	<b>254.7</b>	1:25.482	35.700	194.2	2:25.732	11 - 24.534	251.7	1:21.903	28.687	<b>197.0</b>	2:15.124
6 - 24.705	252.3	1:24.761	33.946	194.2	2:23.412	12 - 24.585	252.3	<b>1:21.636</b>	<b>28.416</b>	196.0	<b>2:14.637</b>
<b>3</b>		<b>Joao P de OLIVEIRA</b>		<b>BRA</b>		<b>Dallara Toyota-Tom's</b>					
1 - X:00.000	148.7	1:39.326	34.093	191.1	X:00.000	7 - 24.739	250.5	1:23.685	28.751	194.9	2:17.175
2 - 25.088	204.1	1:43.798	32.767	193.5	2:41.653	8 - 24.640	252.3	1:22.821	28.619	195.6	2:16.080
3 - 24.768	251.1	1:28.003	29.039	194.5	2:21.810	9 - 24.583	252.9	1:28.980	29.628	194.9	2:23.191
4 - 24.626	252.9	1:24.905	29.183	<b>197.0</b>	2:18.714	10 - 24.617	251.7	1:24.556	29.041	195.6	2:18.214
5 - <b>23.929</b>	<b>258.9</b>	1:30.217	29.316	195.2	2:23.462	11 - 24.631	251.7	1:22.211	28.800	195.2	2:15.642
6 - 24.745	250.5	1:23.568	28.852	194.2	2:17.165	12 - 24.672	251.7	<b>1:21.855</b>	<b>28.580</b>	196.3	<b>2:15.107</b>
<b>4</b>		<b>Kazuki NAKAJIMA</b>		<b>JPN</b>		<b>Dallara Toyota-Tom's</b>					
1 - X:00.000	184.9	1:38.578	30.408	191.4	X:00.000	7 - 24.485	253.5	1:24.151	29.653	193.5	2:18.289
2 - 24.865	250.0	1:27.701	29.478	194.5	2:22.044	8 - 24.477	254.1	1:23.179	29.856	195.6	2:17.512
3 - 24.670	251.7	1:26.150	29.131	193.5	2:19.951	9 - 24.290	256.5	1:31.744	29.307	195.2	2:25.341
4 - 24.643	252.9	1:24.569	28.968	194.9	2:18.180	10 - 24.518	252.9	1:21.876	28.745	<b>196.0</b>	2:15.139
5 - 24.432	253.5	1:25.619	29.423	194.9	2:19.474	11 - 24.432	252.9	<b>1:21.815</b>	28.659	195.6	<b>2:14.906</b>
6 - 24.599	252.9	1:22.587	<b>28.633</b>	195.6	2:15.819	12 - <b>24.274</b>	<b>258.3</b>	1:23.833	43.636		2:31.743P
<b>5</b>		<b>Robert KUBICA</b>		<b>POL</b>		<b>Dallara Honda-Mugen/NB</b>					
1 - X:00.000	204.1	1:47.309	31.260	190.1	X:00.000	8 - 24.293	256.5	1:25.601	31.963	194.5	2:21.857
2 - 25.212	246.5	1:26.815	29.982	192.5	2:22.009	9 - 24.199	258.9	1:23.431	29.567	196.7	2:17.197
3 - 24.671	252.3	1:24.488	29.732	192.8	2:18.891	10 - 24.156	258.3	1:23.033	30.268	196.3	2:17.457
4 - 24.379	255.9	1:26.889	29.771	194.2	2:21.039	11 - <b>24.042</b>	<b>260.8</b>	1:27.832	<b>28.738</b>	<b>197.8</b>	2:20.612
5 - 24.237	254.7	1:30.039	29.574	194.2	2:23.850	12 - 24.606	249.4	<b>1:21.660</b>	28.828	196.0	<b>2:15.094</b>
6 - 24.542	252.9	1:22.818	29.106	195.2	2:16.466	13 - 24.113	257.1	1:28.699	29.527	197.0	2:22.339
7 - 24.457	254.7	1:21.818	28.909	194.5	2:15.184						

Weather/Track : Sunny/Dry

Circuito Da Guia  
Circuit Length = 6.1200 km.  
Start: 10:15 End: 10:45

**BULLETIN TK011**


**FIA Intercontinental Cup for Formula 3  
SECTOR ANALYSIS - FREE PRACTICE 1**

(contd.)

<b>6</b>	<b>Charlie KIMBALL</b>			<b>USA</b>	Dallara Honda-Mugen/NB					
1 - X:00.000	154.0	1:57.056	33.557	186.5	X:00.000	<b>7 - 24.293 256.5</b>	1:26.701	29.281	194.2	2:20.275
2 - 27.997	196.3	1:37.357	30.958	189.1	2:36.312	<b>8 - 24.337 255.9</b>	1:26.114	29.105	193.8	2:19.556
3 - 25.178	232.7	1:33.208	30.443	189.4	2:28.829	<b>9 - 24.400 254.7</b>	1:25.503	29.221	194.2	2:19.124
4 - 25.713	231.7	1:30.844	30.104	191.8	2:26.661	<b>10 - 24.394 255.3</b>	1:24.839	29.252	195.6	2:18.485
5 - 24.597	245.4	1:32.153	29.907	191.4	2:26.657	<b>11 - 24.357 256.5</b>	1:24.621	<b>28.994 196.7</b>		2:17.972
6 - 24.484	252.9	1:29.892	29.334	192.8	2:23.710	<b>12 - 24.362 255.9</b>	<b>1:24.183</b>	29.131	193.8	<b>2:17.676</b>
<b>7</b>	<b>Christian BAKKERUD</b>			<b>DEN</b>	Dallara Honda-Mugen/NB					
1 - X:00.000	177.6	1:56.524	32.259	187.5	X:00.000	<b>7 - 24.567 251.1</b>	1:25.515	29.211	195.6	2:19.293
2 - 27.826	231.7	1:37.533	30.657	191.1	2:36.016	<b>8 - 24.545 252.3</b>	1:24.785	28.996	196.3	2:18.326
3 - 25.509	186.8	1:36.995	29.847	194.2	2:32.351	<b>9 - 24.556 251.7</b>	1:24.784	28.884	196.0	2:18.224
4 - 24.703	250.5	1:28.676	29.725	193.8	2:23.104	<b>10 - 24.495 252.3</b>	1:25.170	29.137	196.3	2:18.802
5 - 24.779	<b>255.9</b>	1:31.804	29.568	195.2	2:26.151	<b>11 - 24.514 252.3</b>	<b>1:23.535</b>	<b>28.627</b>	194.2	<b>2:16.676</b>
6 - <b>24.337</b>	250.0	1:28.377	29.144	193.8	2:21.858	<b>12 - 24.531 252.9</b>	1:23.895	28.723	<b>197.0</b>	2:17.149
<b>8</b>	<b>Lucas di GRASSI</b>			<b>BRA</b>	Dallara Mercedes-HWA					
1 - X:00.000	150.4	1:50.764	33.595	185.5	X:00.000	<b>8 - 24.128 258.9</b>	1:24.223	29.242	196.3	2:17.593
2 - 26.021	237.3	1:29.573	30.169	192.5	2:25.763	<b>9 - 23.682 266.6</b>	1:23.797	29.313	196.3	2:16.792
3 - 24.593	253.5	1:25.433	29.137	194.5	2:19.163	<b>10 - 23.958 264.7</b>	1:23.642	28.736	<b>198.1</b>	2:16.336
4 - 24.252	255.9	1:24.110	28.928	196.3	2:17.290	<b>11 - 23.763 266.0</b>	1:28.314	28.940	197.0	2:21.017
5 - 24.081	259.6	1:25.388	29.253	194.9	2:18.722	<b>12 - 23.924 258.3</b>	<b>1:21.907</b>	<b>28.571</b>	197.8	<b>2:14.402</b>
6 - 23.896	263.4	1:26.341	29.123	197.0	2:19.360	<b>13 - 23.740 262.1</b>	1:30.651	29.522	184.6	2:23.913
7 - 24.003	258.3	1:22.672	28.674	196.0	2:15.349					
<b>9</b>	<b>Mike CONWAY</b>			<b>GBR</b>	Dallara Mercedes-HWA					
1 - X:00.000	144.3	1:52.016	32.741	189.4	X:00.000	<b>8 - 24.181 257.1</b>	1:23.979	29.198	193.5	2:17.358
2 - 25.780	243.7	1:31.399	30.594	190.4	2:27.773	<b>9 - 24.297 257.1</b>	1:23.820	28.969	193.5	2:17.086
3 - 24.967	248.8	1:29.501	30.083	191.4	2:24.551	<b>10 - 24.306 257.1</b>	1:23.197	29.229	192.8	2:16.732
4 - 24.732	251.7	1:28.319	29.780	191.4	2:22.831	<b>11 - 24.290 256.5</b>	1:23.052	28.985	194.5	2:16.327
5 - 24.466	254.7	1:28.015	29.445	192.8	2:21.926	<b>12 - 24.193 257.7</b>	<b>1:22.811</b>	<b>28.820</b>	194.5	<b>2:15.824</b>
6 - 24.380	254.7	1:26.336	29.602	191.8	2:20.318	<b>13 - 24.109 258.9</b>	1:24.641	29.230	<b>196.0</b>	2:17.980
7 - 24.413	255.3	1:24.758	29.332	192.5	2:18.503					
<b>10</b>	<b>Naoki YOKOMIZO</b>			<b>JPN</b>	Dallara Nissan-Tomei					
1 - X:00.000	222.2	1:38.714	31.511	189.4	X:00.000	<b>8 - 25.030 246.5</b>	1:25.215	29.361	192.8	2:19.606
2 - 25.560	241.6	1:25.624	30.443	192.1	2:21.627	<b>9 - 24.855 248.8</b>	<b>1:21.712</b>	<b>28.858</b>	192.8	<b>2:15.425</b>
3 - 25.045	248.2	1:24.793	29.304	192.8	2:19.142	<b>10 - 24.667 251.1</b>	1:27.698	29.360	<b>195.6</b>	2:21.725
4 - 24.814	250.5	1:25.151	29.401	193.5	2:19.366	<b>11 - 24.489 248.8</b>	1:23.415	30.484	190.4	2:18.388
5 - 24.757	248.2	1:25.110	29.436	194.2	2:19.303	<b>12 - 25.096 246.5</b>	1:23.475	31.044	193.2	2:19.615
6 - <b>24.410 255.3</b>		1:24.060	33.101	190.4	2:21.571	<b>13 - 24.751 248.8</b>	1:34.121	32.046	191.1	2:30.918
7 - 28.635	232.7	1:40.674	29.793	193.8	2:39.102					

Weather/Track : Sunny/Dry

Circuito Da Guia  
Circuit Length = 6.1200 km.  
Start: 10:15 End: 10:45



## BULLETIN TK011


### FIA Intercontinental Cup for Formula 3 SECTOR ANALYSIS - FREE PRACTICE 1

(contd.)

<b>11</b>	<b>Franck PERERA</b>			<b>FRA</b>	Dallara Opel-Spiess			
1	X:00.000 166.1	1:39.199	30.994 187.1	X:00.000	7 - 26.032 163.3	1:38.015	29.094 193.8	2:33.141
2	25.811 240.5	1:29.343	30.128 189.8	2:25.282	8 - 24.490 253.5	1:23.011	28.948 <b>195.6</b>	2:16.449
3	25.004 250.5	1:25.560	29.754 187.1	2:20.318	9 - 24.707 255.3	1:26.240	29.173 193.2	2:20.120
4	25.335 242.6	1:30.035	47.379	2:42.749P	10 - 24.546 252.9	<b>1:22.137</b>	28.761 194.5	2:15.444
5	2:34.766 242.6	1:25.777	29.268 192.8	4:29.811	11 - 24.337 253.5	1:22.314	<b>28.609</b> 195.2	<b>2:15.260</b>
6	24.564 254.7	1:24.227	29.270 194.9	2:18.061	12 - <b>24.215 257.7</b>	1:30.439	55.391	2:50.045P
<b>12</b>	<b>Dan CLARKE</b>			<b>GBR</b>	Dallara Opel-Spiess			
1	X:00.000 148.3	1:50.143	53.895	X:00.000P	7 - 24.785 251.7	1:25.017	29.343 192.1	2:19.145
2	2:13.840 235.8	1:35.437	30.999 188.4	4:20.276	8 - <b>24.489 254.7</b>	1:24.436	29.329 191.8	2:18.254
3	25.434 246.0	1:28.711	29.780 191.1	2:23.925	9 - 24.914 249.4	1:26.045	29.339 <b>193.5</b>	2:20.298
4	25.027 248.8	1:26.897	29.686 190.8	2:21.610	10 - 24.903 250.0	<b>1:23.738</b>	<b>29.136</b> 192.8	<b>2:17.777</b>
5	24.851 252.9	1:26.539	29.490 189.1	2:20.880	11 - 24.830 250.0	1:24.076	29.286 192.1	2:18.192
6	24.818 252.9	1:25.761	29.624 191.1	2:20.203	12 - 24.634 249.4	1:24.112	29.314 192.1	2:18.060
<b>14</b>	<b>Romain GROSJEAN</b>			<b>FRA</b>	Dallara Opel-Spiess			
1	X:00.000 178.8	1:40.878	31.329 188.8	X:00.000	8 - 24.773 251.1	1:25.651	29.600 190.1	2:20.024
2	26.329 241.0	1:29.586	30.230 190.4	2:26.145	9 - 24.833 252.3	1:26.087	29.372 193.2	2:20.292
3	25.307 247.7	1:32.586	29.731 192.1	2:27.624	10 - 24.698 248.2	1:28.069	29.042 194.5	2:21.809
4	24.988 248.8	1:27.603	29.869 191.8	2:22.460	11 - 24.762 251.7	<b>1:24.660</b>	29.043 193.5	<b>2:18.465</b>
5	25.024 241.0	1:30.661	29.598 192.1	2:25.283	12 - 24.756 250.5	1:24.849	<b>28.929 194.9</b>	2:18.534
6	24.678 253.5	1:26.114	29.498 192.8	2:20.290	13 - <b>24.671 251.1</b>	1:25.156	29.665 192.8	2:19.492
7	24.914 <b>254.7</b>	1:25.796	29.534 191.8	2:20.244				
<b>15</b>	<b>Guillaume MOREAU</b>			<b>FRA</b>	Dallara Opel-Spiess			
1	X:00.000 177.3	1:41.294	31.516 184.9	X:00.000	8 - 24.967 250.5	1:24.872	32.737 193.2	2:22.576
2	25.822 239.4	1:29.669	30.022 189.1	2:25.513	9 - 24.794 250.0	1:23.488	29.222 <b>194.9</b>	2:17.504
3	25.255 246.5	1:27.419	29.744 193.2	2:22.418	10 - 24.887 248.8	<b>1:22.892</b>	<b>29.070</b> 193.2	<b>2:16.849</b>
4	24.649 252.3	1:30.740	30.018 190.4	2:25.407	11 - <b>24.710 252.9</b>	1:29.639	30.064 193.5	2:24.413
5	25.088 246.5	1:25.424	29.273 192.8	2:19.785	12 - 24.743 252.3	1:26.023	29.177 194.5	2:19.943
6	25.045 246.0	1:24.931	29.075 193.2	2:19.051	13 - 24.828 248.8	1:25.724	29.298 194.2	2:19.850
7	25.000 247.7	1:24.130	29.671 189.8	2:18.801				
<b>16</b>	<b>Fabio CARBONE</b>			<b>BRA</b>	SLC Opel-Spiess			
1	X:00.000 189.4	1:37.128	33.015 187.1	X:00.000	8 - 25.137 246.0	1:22.822	28.917 192.8	2:16.876
2	25.456 244.8	1:35.118	32.616 190.8	2:33.190	9 - 24.994 249.4	1:22.296	28.922 192.5	2:16.212
3	25.276 246.0	1:23.196	29.099 192.5	2:17.571	10 - 25.023 248.8	1:29.461	29.125 193.5	2:23.609
4	24.829 250.0	1:32.507	29.346 193.2	2:26.682	11 - 25.097 247.1	<b>1:21.877</b>	28.628 <b>195.2</b>	<b>2:15.602</b>
5	25.119 247.1	1:23.569	28.840 194.2	2:17.528	12 - 25.041 246.5	1:22.053	<b>28.598</b> 194.9	2:15.692
6	24.935 248.8	1:28.149	29.226 193.2	2:22.310	13 - 25.103 246.0	1:21.942	28.788 <b>195.2</b>	2:15.833
7	<b>24.771 250.5</b>	1:31.037	29.271 193.5	2:25.079				

Weather/Track : Sunny/Dry

Circuito Da Guia  
Circuit Length = 6.1200 km.  
Start: 10:15 End: 10:45



## BULLETIN TK011

### FIA Intercontinental Cup for Formula 3 SECTOR ANALYSIS - FREE PRACTICE 1

(contd.)

<b>17</b>	<b>Fillip SALAQUARDA</b>			<b>CZE</b>	Dallara Opel-Spiess						
1 - X:00.000	140.9	2:01.462	35.567	180.6	X:00.000	6 - 25.416	246.0	1:31.399	49.526	2:46.341 P	
2 - 30.379	206.8	1:42.305	32.314	184.6	2:44.998	7 - 5:04.033	225.0	1:37.987	30.031	187.5	X:00.000
3 - 26.737	233.2	1:38.820	31.047	185.8	2:36.604	8 - 25.759	233.7	1:30.009	29.783	189.4	2:25.551
4 - 25.636	241.0	1:33.960	30.878	186.5	2:30.474	9 - 25.436	247.1	1:29.096	29.799	189.8	2:24.331
5 - 25.625	243.7	1:31.775	30.642	187.8	2:28.042	10 - 25.627	242.1	1:30.198	29.498	189.1	2:25.323
<b>18</b>	<b>Rodolfo AVILA</b>			<b>MAC</b>	Dallara Mercedes HWA						
1 - X:00.000	223.1	1:37.241	31.719	187.5	X:00.000	7 - 24.993	249.4	1:27.098	30.763	189.8	2:22.854
2 - 26.248	237.8	1:32.706	30.402	191.1	2:29.356	8 - 25.663	248.8	1:27.328	29.868	192.1	2:22.859
3 - 25.229	245.4	1:30.367	29.974	193.8	2:25.570	9 - 24.859	248.8	1:27.016	30.245	188.8	2:22.120
4 - 24.915	248.2	1:31.922	29.954	188.4	2:26.791	10 - 25.034	248.8	1:26.071	29.540	189.4	2:20.645
5 - 24.973	250.0	1:27.509	43.586		2:36.068 P	11 - 25.488	248.2	1:28.153	29.606	191.8	2:23.247
6 - 4:32.536	237.8	1:35.553	30.716	189.8	X:00.000						
<b>19</b>	<b>Paolo MONTIN</b>			<b>ITA</b>	Dallara Honda-Mugen/NB						
1 - X:00.000	198.1	1:34.843	30.029	190.8	X:00.000	7 - 2:33.799	243.7	1:24.567	28.729	196.3	4:27.095
2 - 25.448	237.8	1:27.543	29.468	192.5	2:22.459	8 - 24.572	252.3	1:22.111	28.608	197.0	2:15.291
3 - 24.835	252.3	1:26.087	28.791	196.0	2:19.713	9 - 24.542	252.3	1:21.942	28.658	196.7	2:15.142
4 - 24.619	252.9	1:25.775	28.780	196.3	2:19.174	10 - 24.439	253.5	1:21.819	28.437	197.0	2:14.695
5 - 24.360	252.3	1:22.878	28.913	194.5	2:16.151	11 - 24.385	254.1	1:21.241	28.566	196.3	2:14.192
6 - 24.570	254.1	1:29.494	50.566		2:44.630 P	12 - 24.877	201.4	1:29.919	49.466		2:44.262 P
<b>20</b>	<b>Kohei HIRATE</b>			<b>JPN</b>	Dallara Opel-Spiess						
1 - X:00.000	213.0	1:43.192	32.046	183.6	X:00.000	8 - 24.372	251.1	1:28.415	29.255	193.2	2:22.042
2 - 26.400	241.6	1:32.859	29.853	191.8	2:29.112	9 - 24.999	248.2	1:24.868	29.232	191.1	2:19.099
3 - 25.062	248.2	1:27.791	29.372	191.8	2:22.225	10 - 25.111	247.7	1:24.210	29.780	192.8	2:19.101
4 - 25.001	248.2	1:26.141	29.693	190.8	2:20.835	11 - 24.843	250.0	1:22.807	29.074	191.4	2:16.724
5 - 25.552	244.8	1:25.940	29.434	191.8	2:20.926	12 - 24.965	248.2	1:23.809	28.957	194.9	2:17.731
6 - 24.797	251.1	1:25.693	29.961	192.1	2:20.451	13 - 24.642	251.7	1:28.762	30.046	193.5	2:23.450
7 - 24.663	257.7	1:28.529	29.473	194.5	2:22.665						
<b>21</b>	<b>Steven KANE</b>			<b>GBR</b>	LOLA Honda-Mugen/NB						
1 - X:00.000	192.1	1:45.173	31.141	186.5	X:00.000	8 - 24.868	248.2	1:24.985	28.852	196.0	2:18.705
2 - 26.695	238.9	1:33.493	29.940	192.1	2:30.128	9 - 24.818	247.7	1:24.198	28.925	195.2	2:17.941
3 - 25.144	249.4	1:30.126	29.734	192.8	2:25.004	10 - 24.807	250.5	1:33.691	28.889	193.8	2:27.387
4 - 24.492	253.5	1:28.455	29.237	193.8	2:22.184	11 - 24.691	251.1	1:25.667	28.838	196.0	2:19.196
5 - 24.895	248.2	1:27.128	29.419	195.2	2:21.442	12 - 24.747	248.2	1:25.862	28.941	195.6	2:19.550
6 - 24.667	252.9	1:29.007	29.150	197.8	2:22.824	13 - 24.571	252.9	1:24.146	28.630	194.2	2:17.347
7 - 24.999	247.1	1:25.411	29.037	194.2	2:19.447						

Weather/Track : Sunny/Dry

www.mstworld.com

Page 4 of 6

Circuito Da Guia  
Circuit Length = 6.1200 km.  
Start: 10:15 End: 10:45  
Printed - 10:49 Thursday, 17 November 2005


**BULLETIN TK011**
**FIA Intercontinental Cup for Formula 3  
SECTOR ANALYSIS - FREE PRACTICE 1**

(contd.)

<b>22</b>	<b>Stephen JELLEY</b>			<b>GBR</b>	Dallara Opel-Spiess							
1 - X:00.000	183.6	1:45.016	31.524	187.1	X:00.000	<b>8 -</b> 24.869	250.5	1:32.589	29.741	<b>193.8</b>	2:27.199	
2 -	26.785	237.8	1:37.106	29.979	192.1	<b>2:33.870</b>	<b>9 -</b> 24.700	252.3	1:29.153	<b>29.474</b>	191.8	2:23.327
3 -	25.343	246.0	1:31.293	29.633	193.5	<b>2:26.269</b>	<b>10 -</b> 24.791	250.5	1:28.643	29.542	190.1	2:22.976
4 -	25.078	248.2	1:29.056	30.337	190.8	<b>2:24.471</b>	<b>11 -</b> 25.771	244.8	1:28.848	29.605	191.4	2:24.224
5 -	24.828	250.0	1:30.278	30.697	190.8	<b>2:25.803</b>	<b>12 -</b> 25.506	232.2	1:30.425	29.670	192.1	2:25.601
6 -	25.153	247.1	1:29.034	29.631	188.8	<b>2:23.818</b>	<b>13 -</b> <b>24.623</b>	<b>253.5</b>	<b>1:26.444</b>	29.603	191.1	<b>2:20.670</b>
7 -	25.164	247.7	1:32.409	29.821	191.1	<b>2:27.394</b>						
<b>23</b>	<b>Michael HO</b>			<b>MAC</b>	Dallara Toyota-Tom's							
1 - X:00.000	125.2	1:57.609	31.974	189.4	X:00.000	<b>6 -</b> 24.943	247.7	1:25.172	<b>29.203</b>	193.5	2:19.318	
2 -	27.615	231.2	1:37.670	30.256	192.5	<b>2:35.541</b>	<b>7 -</b> 24.938	248.8	1:24.816	29.449	193.8	2:19.203
3 -	24.829	247.7	1:32.553	29.986	<b>194.5</b>	<b>2:27.368</b>	<b>8 -</b> 24.899	<b>250.5</b>	1:25.436	29.322	193.8	2:19.657
4 -	25.029	246.0	1:26.664	29.620	<b>194.5</b>	<b>2:21.313</b>	<b>9 -</b> 24.858	249.4	1:25.970	29.573	192.8	2:20.401
5 -	<b>24.778</b>	250.0	<b>1:24.808</b>	29.230	193.8	<b>2:18.816</b>	<b>10 -</b> 26.001	179.7	1:36.081	51.492		2:53.574P
<b>24</b>	<b>Danny WATTS</b>			<b>GBR</b>	Dallara Toyota-Tom's							
1 - X:00.000	187.1	1:55.243	32.376	187.8	X:00.000	<b>8 -</b> 24.684	251.7	1:22.901	29.092	195.2	2:16.677	
2 -	25.681	244.3	1:32.301	30.760	191.8	<b>2:28.742</b>	<b>9 -</b> 24.672	252.9	1:22.584	29.034	195.6	2:16.290
3 -	25.032	248.2	1:27.184	29.854	193.5	<b>2:22.070</b>	<b>10 -</b> 24.656	252.9	1:22.705	29.057	195.6	2:16.418
4 -	24.630	254.7	1:26.107	29.623	194.5	<b>2:20.360</b>	<b>11 -</b> 24.364	258.3	1:24.297	28.944	196.7	2:17.605
5 -	24.394	<b>259.6</b>	1:24.355	29.511	194.2	<b>2:18.260</b>	<b>12 -</b> <b>24.287</b>	256.5	<b>1:22.540</b>	29.031	195.6	<b>2:15.858</b>
6 -	24.771	250.0	1:23.866	29.529	194.2	<b>2:18.166</b>	<b>13 -</b> 24.404	256.5	1:23.269	<b>28.829</b>	<b>197.8</b>	2:16.502
7 -	24.701	252.3	1:26.420	29.318	195.6	<b>2:20.439</b>						
<b>26</b>	<b>Daisuke IKEDA</b>			<b>JPN</b>	Dallara Toyota-Tom's							
1 - X:00.000	226.4	1:40.111	31.782	188.4	X:00.000	<b>8 -</b> 24.661	252.3	1:24.226	29.625	193.5	2:18.512	
2 -	25.866	217.3	1:32.622	30.848	189.1	<b>2:29.336</b>	<b>9 -</b> <b>24.334</b>	<b>255.3</b>	1:28.469	29.375	194.2	2:22.178
3 -	25.228	248.8	1:29.239	30.179	190.8	<b>2:24.646</b>	<b>10 -</b> 24.697	252.3	1:22.982	29.217	193.5	2:16.896
4 -	24.931	249.4	1:26.808	29.777	191.1	<b>2:21.516</b>	<b>11 -</b> 24.668	251.7	<b>1:22.948</b>	28.991	194.5	<b>2:16.607</b>
5 -	24.916	250.5	1:26.051	29.699	191.8	<b>2:20.666</b>	<b>12 -</b> 24.656	250.5	1:23.550	<b>28.978</b>	194.5	2:17.184
6 -	24.870	250.0	1:25.516	29.525	193.2	<b>2:19.911</b>	<b>13 -</b> 24.653	251.1	1:25.613	29.120	<b>194.9</b>	2:19.386
7 -	24.796	251.1	1:24.817	29.417	193.5	<b>2:19.030</b>						
<b>27</b>	<b>Taku BAMBA</b>			<b>JPN</b>	Dallara Toyota-Tom's							
1 - X:00.000	213.0	1:38.282	31.585	189.1	X:00.000	<b>8 -</b> 24.719	250.0	1:24.489	29.304	191.4	2:18.512	
2 -	25.599	242.6	1:32.811	30.030	194.2	<b>2:28.440</b>	<b>9 -</b> 24.794	250.5	1:24.260	29.167	193.8	2:18.221
3 -	24.944	248.2	1:27.553	29.433	194.5	<b>2:21.930</b>	<b>10 -</b> 24.725	251.1	1:23.642	<b>28.894</b>	194.2	<b>2:17.261</b>
4 -	24.730	250.0	1:27.003	29.183	194.9	<b>2:20.916</b>	<b>11 -</b> 24.619	<b>252.9</b>	<b>1:23.595</b>	29.145	191.8	2:17.359
5 -	24.999	<b>252.9</b>	1:26.035	29.267	193.8	<b>2:20.301</b>	<b>12 -</b> 24.711	250.5	2:08.046	29.251	193.5	3:02.008
6 -	24.651	252.3	1:26.151	29.805	<b>196.0</b>	<b>2:20.607</b>	<b>13 -</b> 24.738	250.0	1:23.942	29.161	193.2	2:17.841
7 -	<b>24.473</b>	251.7	1:24.703	29.127	194.9	<b>2:18.303</b>						

Weather/Track : Sunny/Dry

 Circuito Da Guia  
 Circuit Length = 6.1200 km.  
 Start: 10:15 End: 10:45



## BULLETIN TK011

### FIA Intercontinental Cup for Formula 3 SECTOR ANALYSIS - FREE PRACTICE 1


(contd.)

<b>28</b>	<b>Bruno SENNA</b>		<b>BRA</b>		<b>Dallara Honda-Mugen/NB</b>						
1 - X:00.000	198.8	1:39.757	30.796	188.4	X:00.000	8 - 24.642	252.9	1:24.646	28.820	196.0	2:18.108
2 - 24.994	250.0	1:34.631	30.244	192.1	2:29.869	9 - 24.589	252.3	1:23.997	28.833	196.7	2:17.419
3 - 24.840	250.5	1:27.635	29.496		2:21.971	10 - 24.400	256.5	1:23.643	<b>28.809</b>	197.4	2:16.852
4 - 24.637	252.3	1:27.984	29.503	191.4	2:22.124	11 - <b>24.302</b>	<b>257.7</b>	<b>1:23.506</b>	28.869	196.7	<b>2:16.677</b>
5 - 25.202	251.7	1:26.285	29.161	194.9	2:20.648	12 - 24.367	255.9	1:23.804	28.923	195.6	2:17.094
6 - 24.662	251.7	1:25.429	29.208	194.9	2:19.299	13 - 24.391	255.9	1:25.545	29.054	<b>198.8</b>	2:18.990
7 - 24.661	251.7	1:24.823	29.113	194.9	2:18.597						
<b>29</b>	<b>Jo MERSZEI</b>		<b>MAC</b>		<b>Dallara Honda-Mugen/NB</b>						
1 - X:00.000	133.9	1:55.607	35.044		X:00.000	6 - 5:26.589	191.8	1:47.053	37.945	187.1	X:00.000
2 - 27.897	224.5	1:35.254	32.592		2:35.743	7 - 25.192	247.1	1:37.543	33.034		2:35.769
3 - 25.430	245.4	1:33.076	31.517		2:30.023	8 - <b>24.869</b>	<b>250.0</b>	<b>1:30.869</b>	30.975	191.1	<b>2:26.713</b>
4 - 25.244	247.1	1:32.970	31.069		2:29.283	9 - 25.092	247.1	1:31.727	<b>30.909</b>	<b>191.8</b>	2:27.728
5 - 26.286	199.6	1:51.110	49.918		3:07.314P						
<b>30</b>	<b>Karl REINDLER</b>		<b>AUS</b>		<b>Dallara Honda-Mugen/NB</b>						
1 - X:00.000	199.2	1:44.089	32.320	185.8	X:00.000	8 - 24.598	255.3	1:30.175	29.200	196.3	2:23.973
2 - 25.575	240.5	1:38.431	30.503	192.1	2:34.509	9 - 24.542	254.7	1:25.432	29.081	196.0	2:19.055
3 - 24.885	251.7	1:30.638	29.935	192.8	2:25.458	10 - 24.586	253.5	1:25.006	<b>28.906</b>	195.6	2:18.498
4 - 24.823	250.5	1:34.122	29.508	196.3	2:28.453	11 - <b>24.365</b>	<b>256.5</b>	1:25.320	29.203	195.6	2:18.888
5 - 25.081	248.8	1:27.204	29.494	193.8	2:21.779	12 - 24.615	252.3	1:26.089	29.264	195.2	2:19.968
6 - 24.728	251.7	1:26.838	29.822	189.4	2:21.388	13 - 24.679	251.1	<b>1:24.443</b>	29.356	<b>197.0</b>	<b>2:18.478</b>
7 - 24.813	252.3	1:28.752	29.642	194.9	2:23.207						
<b>32</b>	<b>CHEONG Lou Meng</b>		<b>MAC</b>		<b>Dallara Honda-Mugen/NB</b>						
1 - X:00.000	146.5	1:59.330	33.039	185.8	X:00.000	5 - 24.641	244.8	1:33.245	29.902	<b>193.8</b>	2:27.788
2 - 28.020	211.7	1:37.910	30.770	189.8	2:36.700	6 - 24.513	244.3	1:28.971	<b>29.309</b>	193.2	<b>2:22.793</b>
3 - 25.215	241.0	1:34.217	30.316	193.5	2:29.748	7 - 24.628	<b>251.1</b>	1:28.003	30.454	191.4	2:23.085
4 - 24.868	249.4	1:30.865	29.834	192.5	2:25.567	8 - <b>24.483</b>	250.5	<b>1:27.441</b>	42.274		2:34.198P
<b>33</b>	<b>LEI Kit Meng</b>		<b>MAC</b>		<b>Dallara Opel-Spiess</b>						
1 - X:00.000	159.7	1:45.570	33.835	176.4	X:00.000	7 - 25.764	242.1	1:31.274	31.018	189.4	2:28.056
2 - 27.881	229.7	1:38.400	32.787	184.9	2:39.068	8 - <b>25.334</b>	<b>244.8</b>	1:29.687	30.463	188.4	2:25.484
3 - 26.335	237.3	1:35.232	32.233	186.8	2:33.800	9 - 25.903	242.1	1:28.472	30.389	187.5	2:24.764
4 - 25.854	238.9	1:31.679	31.855	186.2	2:29.388	10 - 25.597	241.0	1:28.120	<b>30.014</b>	189.4	2:23.731
5 - 25.445	242.1	1:31.270	31.424	185.5	2:28.139	11 - 25.757	241.6	1:28.804	30.731	188.8	2:25.292
6 - 27.078	242.1	1:31.097	30.777	188.8	2:28.952	12 - 25.354	244.3	<b>1:27.766</b>	30.035	<b>189.8</b>	<b>2:23.155</b>

Weather/Track : Sunny/Dry

Circuito Da Guia  
Circuit Length = 6.1200 km.  
Start: 10:15 End: 10:45





## BULLETIN TK012

### FIA Intercontinental Cup for Formula 3 SPEED TRAP - FREE PRACTICE 1 - FINISH LINE

POS	NO	CL	NAME	NAT	ENTRY	KPH
1	28		<b>Bruno SENNA</b>	<b>BRA</b>	Dallara Honda-Mugen/NB	198.8
2	1		<b>Loic DUVAL</b>	<b>FRA</b>	Dallara Mercedes-HWA	198.1
3	8		<b>Lucas di GRASSI</b>	<b>BRA</b>	Dallara Mercedes-HWA	198.1
4	24		<b>Danny WATTS</b>	<b>GBR</b>	Dallara Toyota-Tom's	197.8
5	5		<b>Robert KUBICA</b>	<b>POL</b>	Dallara Honda-Mugen/NB	197.8
6	21		<b>Steven KANE</b>	<b>GBR</b>	LOLA Honda-Mugen/NB	197.8
7	30		<b>Karl REINDLER</b>	<b>AUS</b>	Dallara Honda-Mugen/NB	197.0
8	7		<b>Christian BAKKERUD</b>	<b>DEN</b>	Dallara Honda-Mugen/NB	197.0
9	2		<b>Sebastian VETTEL</b>	<b>GER</b>	Dallara Mercedes-HWA	197.0
10	19		<b>Paolo MONTIN</b>	<b>ITA</b>	Dallara Honda-Mugen/NB	197.0
11	3		<b>Joao P de OLIVEIRA</b>	<b>BRA</b>	Dallara Toyota-Tom's	197.0
12	6		<b>Charlie KIMBALL</b>	<b>USA</b>	Dallara Honda-Mugen/NB	196.7
13	9		<b>Mike CONWAY</b>	<b>GBR</b>	Dallara Mercedes-HWA	196.0
14	4		<b>Kazuki NAKAJIMA</b>	<b>JPN</b>	Dallara Toyota-Tom's	196.0
15	27		<b>Taku BAMBA</b>	<b>JPN</b>	Dallara Toyota-Tom's	196.0
16	10		<b>Naoki YOKOMIZO</b>	<b>JPN</b>	Dallara Nissan-Tomei	195.6
17	11		<b>Franck PERERA</b>	<b>FRA</b>	Dallara Opel-Spiess	195.6
18	16		<b>Fabio CARBONE</b>	<b>BRA</b>	SLC Opel-Spiess	195.2
19	26		<b>Daisuke IKEDA</b>	<b>JPN</b>	Dallara Toyota-Tom's	194.9
20	14		<b>Romain GROSJEAN</b>	<b>FRA</b>	Dallara Opel-Spiess	194.9
21	20		<b>Kohei HIRATE</b>	<b>JPN</b>	Dallara Opel-Spiess	194.9
22	15		<b>Guillaume MOREAU</b>	<b>FRA</b>	Dallara Opel-Spiess	194.9
23	23		<b>Michael HO</b>	<b>MAC</b>	Dallara Toyota-Tom's	194.5
24	22		<b>Stephen JELLEY</b>	<b>GBR</b>	Dallara Opel-Spiess	193.8
25	32		<b>CHEONG Lou Meng</b>	<b>MAC</b>	Dallara Honda-Mugen/NB	193.8
26	18		<b>Rodolfo AVILA</b>	<b>MAC</b>	Dallara Mercedes HWA	193.8
27	12		<b>Dan CLARKE</b>	<b>GBR</b>	Dallara Opel-Spiess	193.5
28	29		<b>Jo MERSZEI</b>	<b>MAC</b>	Dallara Honda-Mugen/NB	191.8
29	33		<b>LEI Kit Meng</b>	<b>MAC</b>	Dallara Opel-Spiess	189.8
30	17		<b>Fillip SALAQUARDA</b>	<b>CZE</b>	Dallara Opel-Spiess	189.8


Weather/Track : Sunny/Dry



[www.mstworld.com](http://www.mstworld.com)

Circuito Da Guia  
Circuit Length = 6.1200 km.  
Start: 10:15 End: 10:45

Printed - 10:51 Thursday, 17 November 2005



## BULLETIN TK012

### FIA Intercontinental Cup for Formula 3 SPEED TRAP - FREE PRACTICE 1 - SECTOR 1

(contd.)

POS	NO	CL	NAME	NAT	ENTRY	KPH
1	8		Lucas di GRASSI	BRA	Dallara Mercedes-HWA	266.6
2	5		Robert KUBICA	POL	Dallara Honda-Mugen/NB	260.8
3	1		Loic DUVAL	FRA	Dallara Mercedes-HWA	259.6
4	24		Danny WATTS	GBR	Dallara Toyota-Tom's	259.6
5	9		Mike CONWAY	GBR	Dallara Mercedes-HWA	258.9
6	3		Joao P de OLIVEIRA	BRA	Dallara Toyota-Tom's	258.9
7	4		Kazuki NAKAJIMA	JPN	Dallara Toyota-Tom's	258.3
8	11		Franck PERERA	FRA	Dallara Opel-Spiess	257.7
9	28		Bruno SENNA	BRA	Dallara Honda-Mugen/NB	257.7
10	30		Karl REINDLER	AUS	Dallara Honda-Mugen/NB	256.5
11	6		Charlie KIMBALL	USA	Dallara Honda-Mugen/NB	256.5
12	7		Christian BAKKERUD	DEN	Dallara Honda-Mugen/NB	255.9
13	26		Daisuke IKEDA	JPN	Dallara Toyota-Tom's	255.3
14	10		Naoki YOKOMIZO	JPN	Dallara Nissan-Tomei	255.3
15	12		Dan CLARKE	GBR	Dallara Opel-Spiess	254.7
16	14		Romain GROSJEAN	FRA	Dallara Opel-Spiess	254.1
17	2		Sebastian VETTEL	GER	Dallara Mercedes-HWA	254.1
18	19		Paolo MONTIN	ITA	Dallara Honda-Mugen/NB	254.1
19	22		Stephen JELLEY	GBR	Dallara Opel-Spiess	253.5
20	21		Steven KANE	GBR	LOLA Honda-Mugen/NB	253.5
21	15		Guillaume MOREAU	FRA	Dallara Opel-Spiess	252.9
22	27		Taku BAMBA	JPN	Dallara Toyota-Tom's	252.9
23	20		Kohei HIRATE	JPN	Dallara Opel-Spiess	251.7
24	32		CHEONG Lou Meng	MAC	Dallara Honda-Mugen/NB	251.1
25	23		Michael HO	MAC	Dallara Toyota-Tom's	250.5
26	16		Fabio CARBONE	BRA	SLC Opel-Spiess	250.5
27	29		Jo MERSZEI	MAC	Dallara Honda-Mugen/NB	250.0
28	18		Rodolfo AVILA	MAC	Dallara Mercedes HWA	250.0
29	17		Fillip SALAQUARDA	CZE	Dallara Opel-Spiess	247.1
30	33		LEI Kit Meng	MAC	Dallara Opel-Spiess	244.8

Weather/Track : Sunny/Dry

**mst UNISYS**

Circuito Da Guia  
Circuit Length = 6.1200 km.  
Start: 10:15 End: 10:45

# FIA Intercontinental Cup for Formula 3

## Free Practice 1 - Best Sector Times Report

Timing Bulletin 13

POS	NO	SECTOR 1		NO	SECTOR 2		NO	SECTOR 3		NO	NAME	IDEAL/BEST LAP COMPARISON			
		TIME	LAP		TIME	LAP		TIME	LAP			IDEAL	BEST	LAP	DIFF
1	8	23.682	9	19	1:21.241	11	1	28.276	12	19	MONTIN	2:14.038	2:14.192	11	+ 0.154
2	3	23.929	5	2	1:21.636	12	2	28.416	12	8	GRASSI	2:14.160	2:14.402	12	+ 0.242
3	5	24.042	11	5	1:21.660	12	19	28.437	10	3	OLIVEIRA	2:14.364	2:15.107	12	+ 0.743
4	9	24.109	13	10	1:21.712	9	8	28.571	12	1	DUVAL	2:14.398	2:14.931	7	+ 0.533
5	1	24.154	6	4	1:21.815	11	3	28.580	12	5	KUBICA	2:14.440	2:15.094	12	+ 0.654
6	11	24.215	12	3	1:21.855	12	16	28.598	12	2	VETTEL	2:14.580	2:14.637	12	+ 0.057
7	4	24.274	12	16	1:21.877	11	11	28.609	11	4	NAKAJIMA	2:14.722	2:14.906	11	+ 0.184
8	24	24.287	12	8	1:21.907	12	7	28.627	11	11	PERERA	2:14.961	2:15.260	11	+ 0.299
9	6	24.293	7	1	1:21.968	10	21	28.630	13	10	YOKOMIZO	2:14.980	2:15.425	9	+ 0.445
10	28	24.302	11	11	1:22.137	10	4	28.633	6	16	CARBONE	2:15.246	2:15.602	11	+ 0.356
11	26	24.334	9	24	1:22.540	12	5	28.738	11	24	WATTS	2:15.656	2:15.858	12	+ 0.202
12	7	24.337	6	20	1:22.807	11	28	28.809	10	9	CONWAY	2:15.740	2:15.824	12	+ 0.084
13	19	24.360	5	9	1:22.811	12	9	28.820	12	20	HIRATE	2:16.136	2:16.724	11	+ 0.588
14	30	24.365	11	15	1:22.892	10	24	28.829	13	26	IKEDA	2:16.260	2:16.607	11	+ 0.347
15	20	24.372	8	26	1:22.948	11	10	28.858	9	7	BAKKERUD	2:16.499	2:16.676	11	+ 0.177
16	10	24.410	6	28	1:23.506	11	27	28.894	10	15	MOREAU	2:16.611	2:16.849	10	+ 0.238
17	27	24.473	7	7	1:23.535	11	30	28.906	10	28	SENNA	2:16.617	2:16.677	11	+ 0.060
18	32	24.483	8	27	1:23.595	11	14	28.929	12	27	BAMBA	2:16.962	2:17.261	10	+ 0.299
19	12	24.489	8	12	1:23.738	10	20	28.957	12	21	KANE	2:17.268	2:17.347	13	+ 0.079
20	21	24.492	4	21	1:24.146	13	26	28.978	12	12	CLARKE	2:17.363	2:17.777	10	+ 0.414
21	2	24.528	8	6	1:24.183	12	6	28.994	11	6	KIMBALL	2:17.470	2:17.676	12	+ 0.206
22	22	24.623	13	30	1:24.443	13	15	29.070	10	30	REINDLER	2:17.714	2:18.478	13	+ 0.764
23	15	24.649	4	14	1:24.660	11	12	29.136	10	14	GROSJEAN	2:18.260	2:18.465	11	+ 0.205
24	14	24.671	13	23	1:24.808	5	23	29.203	6	23	HO	2:18.789	2:18.816	5	+ 0.027
25	16	24.771	7	18	1:26.071	10	32	29.309	6	18	AVILA	2:20.470	2:20.645	10	+ 0.175
26	23	24.778	5	22	1:26.444	13	22	29.474	9	22	JELLEY	2:20.541	2:20.670	13	+ 0.129
27	18	24.859	9	32	1:27.441	8	17	29.498	10	32	CHEONG	2:21.233	2:22.793	6	+ 1.560
28	29	24.869	8	33	1:27.766	12	18	29.540	10	33	LEI	2:23.114	2:23.155	12	+ 0.041
29	33	25.334	8	17	1:29.096	9	33	30.014	10	17	SALAUARD	2:24.010	2:24.331	9	+ 0.321
30	17	25.416	6	29	1:30.869	8	29	30.909	9	29	MERSZEI	2:26.647	2:26.713	8	+ 0.066


'Perfect Lap' - 2:13.199

Circuit Length - 6.1200 kilometres  
Circuito Da Guia  
Macau

Printed at 10:56, Thursday, 17 November, 2005

© MST Systems Ltd, 2005 (www.mstworld.com)

Page 1



## BULLETIN TK022

### FIA Intercontinental Cup for Formula 3 QUALIFYING 1

POS	NO	CL	DRIVER	NAT	CAR	TIME	LAPS	GAP	KPH
1	5		Robert KUBICA	POL	Dallara Honda-Mugen/NB	2:12.754	16		165.96
2	8		Lucas di GRASSI	BRA	Dallara Mercedes-HWA	2:13.081	17	0.327	165.55
3	1		Loic DUVAL	FRA	Dallara Mercedes-HWA	2:13.114	16	0.360	165.51
4	16		Fabio CARBONE	BRA	SLC Opel-Spiess	2:13.306	16	0.552	165.27
5	10		Naoki YOKOMIZO	JPN	Dallara Nissan-Tomei	2:13.830	15	1.076	164.62
6	24		Danny WATTS	GBR	Dallara Toyota-Tom's	2:14.066	16	1.312	164.33
7	3		Joao P de OLIVEIRA	BRA	Dallara Toyota-Tom's	2:14.246	16	1.492	164.11
8	9		Mike CONWAY	GBR	Dallara Mercedes-HWA	2:14.422	16	1.668	163.90
9	20		Kohei HIRATE	JPN	Dallara Opel-Spiess	2:14.591	16	1.837	163.69
10	11		Franck PERERA	FRA	Dallara Opel-Spiess	2:14.665	13	1.911	163.60
11	4		Kazuki NAKAJIMA	JPN	Dallara Toyota-Tom's	2:14.701	8	1.947	163.56
12	2		Sebastian VETTEL	GER	Dallara Mercedes-HWA	2:14.800	17	2.046	163.44
13	14		Romain GROSJEAN	FRA	Dallara Opel-Spiess	2:14.847	19	2.093	163.38
14	19		Paolo MONTIN	ITA	Dallara Honda-Mugen/NB	2:14.930	13	2.176	163.28
15	7		Christian BAKKERUD	DEN	Dallara Honda-Mugen/NB	2:14.952	17	2.198	163.25
16	15		Guillaume MOREAU	FRA	Dallara Opel-Spiess	2:15.037	18	2.283	163.15
17	28		Bruno SENNA	BRA	Dallara Honda-Mugen/NB	2:15.520	18	2.766	162.57
18	26		Daisuke IKEDA	JPN	Dallara Toyota-Tom's	2:16.021	17	3.267	161.97
19	6		Charlie KIMBALL	USA	Dallara Honda-Mugen/NB	2:16.182	14	3.428	161.78
20	30		Karl REINDLER	AUS	Dallara Honda-Mugen/NB	2:16.327	19	3.573	161.61
21	27		Taku BAMBA	JPN	Dallara Toyota-Tom's	2:16.552	12	3.798	161.34
22	12		Dan CLARKE	GBR	Dallara Opel-Spiess	2:17.125	16	4.371	160.67
23	17		Fillip SALAQUARDA	CZE	Dallara Opel-Spiess	2:17.588	16	4.834	160.13
24	18		Rodolfo AVILA	MAC	Dallara Mercedes HWA	2:17.847	16	5.093	159.82
25	23		Michael HO	MAC	Dallara Toyota-Tom's	2:18.662	14	5.908	158.89
26	22		Stephen JELLEY	GBR	Dallara Opel-Spiess	2:18.700	18	5.946	158.84
27	33		LEI Kit Meng	MAC	Dallara Opel-Spiess	2:22.497	18	9.743	154.61
28	29		Jo MERSZEI	MAC	Dallara Honda-Mugen/NB	2:24.177	11	11.423	152.81
29	32		CHEONG Lou Meng	MAC	Dallara Honda-Mugen/NB	2:24.588	4	11.834	152.37
30	21		Steven KANE	GBR	Lola Honda-Mugen/NB	2:26.409	5	13.655	150.48

Weather/Track: Sunny/Dry

Circuito Da Guia  
Circuit Length = 6.1200 km.  
Start: 14:25 End: 15:10

**mst** UNISYS

Race Director:	Steward:	Timekeeper:
----------------	----------	-------------

[www.mstworld.com](http://www.mstworld.com)

Printed - 15:14 Thursday, 17 November 2005



## BULLETIN TK034

### FIA Intercontinental Cup for Formula 3 QUALIFYING 1 - AMENDED

POS	NO	CL	DRIVER	NAT	CAR	TIME	LAPS	GAP	KPH
1	5		Robert KUBICA	POL	Dallara Honda-Mugen/NB	2:12.754	16		165.96
2	8		Lucas di GRASSI	BRA	Dallara Mercedes-HWA	2:13.081	17	0.327	165.55
3	1		Loic DUVAL	FRA	Dallara Mercedes-HWA	2:13.114	16	0.360	165.51
4	16		Fabio CARBONE	BRA	SLC Opel-Spiess	2:13.306	16	0.552	165.27
5	10		Naoki YOKOMIZO	JPN	Dallara Nissan-Tomei	2:13.830	15	1.076	164.62
6	24		Danny WATTS	GBR	Dallara Toyota-Tom's	2:14.066	16	1.312	164.33
7	3		Joao P de OLIVEIRA	BRA	Dallara Toyota-Tom's	2:14.246	16	1.492	164.11
8	9		Mike CONWAY	GBR	Dallara Mercedes-HWA	2:14.422	16	1.668	163.90
9	20		Kohei HIRATE	JPN	Dallara Opel-Spiess	2:14.591	16	1.837	163.69
10	4		Kazuki NAKAJIMA	JPN	Dallara Toyota-Tom's	2:14.701	8	1.947	163.56
11	2		Sebastian VETTEL	GER	Dallara Mercedes-HWA	2:14.800	17	2.046	163.44
12	14		Romain GROSJEAN	FRA	Dallara Opel-Spiess	2:14.847	19	2.093	163.38
13	19		Paolo MONTIN	ITA	Dallara Honda-Mugen/NB	2:14.930	13	2.176	163.28
14	7		Christian BAKKERUD	DEN	Dallara Honda-Mugen/NB	2:14.952	17	2.198	163.25
15	15		Guillaume MOREAU	FRA	Dallara Opel-Spiess	2:15.037	18	2.283	163.15
16	28		Bruno SENNA	BRA	Dallara Honda-Mugen/NB	2:15.520	18	2.766	162.57
17	26		Daisuke IKEDA	JPN	Dallara Toyota-Tom's	2:16.021	17	3.267	161.97
18	6		Charlie KIMBALL	USA	Dallara Honda-Mugen/NB	2:16.182	14	3.428	161.78
19	30		Karl REINDLER	AUS	Dallara Honda-Mugen/NB	2:16.327	19	3.573	161.61
20	27		Taku BAMBA	JPN	Dallara Toyota-Tom's	2:16.552	12	3.798	161.34
21	12		Dan CLARKE	GBR	Dallara Opel-Spiess	2:17.125	16	4.371	160.67
22	17		Fillip SALAQUARDA	CZE	Dallara Opel-Spiess	2:17.588	16	4.834	160.13
23	18		Rodolfo AVILA	MAC	Dallara Mercedes HWA	2:17.847	16	5.093	159.82
24	23		Michael HO	MAC	Dallara Toyota-Tom's	2:18.662	14	5.908	158.89
25	22		Stephen JELLEY	GBR	Dallara Opel-Spiess	2:18.700	18	5.946	158.84
26	33		LEI Kit Meng	MAC	Dallara Opel-Spiess	2:22.497	18	9.743	154.61
27	29		Jo MERSZEI	MAC	Dallara Honda-Mugen/NB	2:24.177	11	11.423	152.81
28	32		CHEONG Lou Meng	MAC	Dallara Honda-Mugen/NB	2:24.588	4	11.834	152.37
29	21		Steven KANE	GBR	Lola Honda-Mugen/NB	2:26.409	5	13.655	150.48

Stewards Decision 5 refers.  
Weather/Track: Sunny/Dry


Circuito Da Guia  
Circuit Length = 6.1200 km.  
Start: 14:25 End: 15:10

**mst** UNISYS

Race Director:

Steward:

Timekeeper:



## BULLETIN TK023

### FIA Intercontinental Cup for Formula 3 QUALIFYING 1 - SECTOR ANALYSIS

<b>1</b>		<b>Loic DUVAL</b>		<b>FRA</b>		<b>Dallara Mercedes-HWA</b>		
1	X:00.000 236.3	1:30.372	29.832 191.1	X:00.000	9 - 6:05.619 199.6	1:29.055	29.423 195.6	X:00.000
2	24.369 255.9	1:24.252	28.680 196.3	2:17.301	10 - 24.643 252.9	1:40.675	36.794 197.0	2:42.112
3	24.309 251.7	1:21.233	28.456 196.3	2:13.998	11 - 24.587 254.1	1:20.666	28.393 195.2	2:13.646
4	24.663 251.7	1:21.866	28.347 197.4	2:14.876	12 - 24.638 252.3	<b>1:20.315</b>	28.552 193.8	2:13.505
5	24.513 253.5	1:21.276	28.868 196.7	2:14.657	13 - 24.652 252.3	1:20.704	28.324 196.0	2:13.680
6	<b>24.196</b> 252.3	1:27.248	28.343 197.4	2:19.787	14 - 24.541 252.9	1:24.221	32.714 198.1	2:21.476
7	24.709 250.5	1:21.195	28.295 196.3	2:14.199	15 - 24.518 254.1	1:20.487	<b>28.109</b> 197.8	<b>2:13.114</b>
8	24.752 250.5	1:21.370	46.281	2:32.403P	16 - 24.387 <b>256.5</b>	1:29.531	28.621 <b>198.5</b>	2:22.539
<b>2</b>		<b>Sebastian VETTEL</b>		<b>GER</b>		<b>Dallara Mercedes-HWA</b>		
1	X:00.000 209.7	1:33.562	29.848 191.4	X:00.000	10 - 5:11.399 218.6	1:34.297	29.537 195.2	X:00.000
2	24.774 250.0	1:23.927	29.162 193.2	2:17.863	11 - 24.716 250.5	1:22.176	<b>28.607</b> 196.7	2:15.499
3	24.958 248.8	1:23.681	29.249 193.5	2:17.888	12 - 24.636 252.3	<b>1:21.233</b>	28.931 196.7	<b>2:14.800</b>
4	24.902 250.0	1:21.950	28.937 196.3	2:15.789	13 - 24.673 252.3	1:37.220	30.314 195.2	2:32.207
5	24.757 249.4	1:22.013	28.728 194.9	2:15.498	14 - 24.673 251.7	1:34.291	28.940 196.7	2:27.904
6	24.790 249.4	1:22.310	28.748 195.2	2:15.848	15 - 24.620 <b>252.9</b>	1:21.745	28.618 197.0	2:14.983
7	24.866 247.7	1:22.098	28.718 194.2	2:15.682	16 - 24.607 <b>252.9</b>	1:21.994	29.035 <b>197.4</b>	2:15.636
8	24.976 247.1	1:21.918	28.613 196.3	2:15.507	17 - <b>24.602</b> 251.7	1:24.691	28.710 196.3	2:18.003
9	24.904 248.8	1:26.659	46.326	2:37.889P				
<b>3</b>		<b>Joao P de OLIVEIRA</b>		<b>BRA</b>		<b>Dallara Toyota-Tom's</b>		
1	X:00.000 199.6	1:31.712	33.627 192.8	X:00.000	9 - 5:54.973 193.5	1:31.688	33.859 193.8	X:00.000
2	24.748 250.5	1:59.958	29.091 194.5	2:53.797	10 - 24.364 251.7	1:29.695	28.835 196.3	2:22.894
3	24.710 252.9	1:21.873	28.852 195.2	2:15.435	11 - 24.570 251.7	1:21.558	28.574 196.0	2:14.702
4	24.480 255.3	1:24.126	29.333 195.6	2:17.939	12 - 24.451 253.5	1:21.439	<b>28.437</b> 196.3	2:14.327
5	24.185 252.9	1:21.422	28.735 194.5	2:14.342	13 - 24.416 253.5	<b>1:21.298</b>	28.532 <b>197.0</b>	<b>2:14.246</b>
6	24.513 255.3	1:23.613	30.978 195.2	2:19.104	14 - <b>24.020</b> <b>258.9</b>	1:34.185	31.148 196.0	2:29.353
7	24.607 252.9	1:21.618	28.537 195.2	2:14.762	15 - 24.193 255.9	1:21.508	28.654 194.9	2:14.355
8	24.624 251.7	1:39.490	50.711	2:54.825P	16 - 24.758 244.3	1:29.043	30.969 194.9	2:24.770
<b>4</b>		<b>Kazuki NAKAJIMA</b>		<b>JPN</b>		<b>Dallara Toyota-Tom's</b>		
1	X:00.000 162.8	1:34.031	29.459 193.8	X:00.000	5 - 24.551 252.3	1:22.098	28.646 195.2	2:15.295
2	<b>24.436</b> <b>255.3</b>	1:25.941	28.975 195.2	2:19.352	6 - 24.502 254.1	1:21.769	28.554 <b>196.3</b>	2:14.825
3	24.623 252.9	1:29.110	35.078 194.5	2:28.811	7 - 24.526 252.9	<b>1:21.681</b>	<b>28.494</b> 196.0	<b>2:14.701</b>
4	24.614 253.5	1:22.527	28.768 196.0	2:15.909	8 - 24.555 253.5	1:28.599	43.540	2:36.694P

Weather/Track: Sunny/Dry

www.mstworld.com

Page 1 of 8

Circuito Da Guia  
Circuit Length = 6.1200 km.  
Start: 14:25 End: 15:10

Printed - 15:14 Thursday, 17 November 2005



## BULLETIN TK023

### FIA Intercontinental Cup for Formula 3 QUALIFYING 1 - SECTOR ANALYSIS

(contd.)

<b>5</b>	<b>Robert KUBICA</b>		<b>POL</b>		<b>Dallara Honda-Mugen/NB</b>			
1 -	X:00.000 240.0	1:31.113	30.555 190.4	X:00.000	<b>9 -</b> 24.256 258.9	1:21.440	28.609 197.0	2:14.305
2 -	24.858 249.4	1:24.460	29.690 193.5	2:19.008	<b>10 -</b> 24.354 255.9	1:24.141	28.830 197.0	2:17.325
3 -	24.877 253.5	1:23.250	29.394 193.8	2:17.521	<b>11 -</b> <i>23.946 262.1</i>	1:26.008	30.881 196.7	2:20.835
4 -	24.533 253.5	1:22.166	29.246 195.2	2:15.945	<b>12 -</b> 24.540 252.3	1:20.542	28.477 <i>197.8</i>	2:13.559
5 -	24.446 253.5	1:24.644	43.947	2:33.037P	<b>13 -</b> 24.385 252.9	1:20.312	28.449 197.0	2:13.146
6 -	7:15.360 245.4	1:26.709	29.245 195.2	X:00.000	<b>14 -</b> 24.529 231.2	1:28.340	28.621 <i>197.8</i>	2:21.490
7 -	24.681 249.4	1:25.987	28.810 195.6	2:19.478	<b>15 -</b> 24.472 252.9	<i>1:19.977</i>	28.305 197.0	<b>2:12.754</b>
8 -	24.585 251.1	1:21.682	28.677 195.6	2:14.944	<b>16 -</b> 24.509 251.1	1:20.375	<i>28.293</i> 197.4	2:13.177
<b>6</b>	<b>Charlie KIMBALL</b>		<b>USA</b>		<b>Dallara Honda-Mugen/NB</b>			
1 -	X:00.000 235.2	1:31.716	30.133 190.4	X:00.000	<b>8 -</b> 24.522 251.7	1:26.884	29.166 195.2	2:20.572
2 -	24.729 250.0	1:26.962	29.377 194.5	2:21.068	<b>9 -</b> 24.503 252.3	1:24.042	<i>28.891 196.3</i>	2:17.436
3 -	24.610 251.7	1:26.775	29.266 195.2	2:20.651	<b>10 -</b> 24.509 251.7	1:25.038	28.908 194.9	2:18.455
4 -	24.549 252.9	1:25.101	29.118 195.6	2:18.768	<b>11 -</b> <i>24.312</i> 246.0	1:27.108	45.533	2:36.953P
5 -	24.491 251.7	1:24.965	29.098 195.2	2:18.554	<b>12 -</b> 5:49.503 249.4	1:26.875	29.038 194.9	X:00.000
6 -	24.511 251.1	1:29.119	45.638	2:39.268P	<b>13 -</b> 24.426 <i>255.3</i>	<i>1:22.863</i>	28.893 194.9	<b>2:16.182</b>
7 -	6:37.901 247.7	1:27.499	29.397 194.2	X:00.000	<b>14 -</b> 24.411 252.9	1:23.683	29.386 195.6	2:17.480
<b>7</b>	<b>Christian BAKKERUD</b>		<b>DEN</b>		<b>Dallara Honda-Mugen/NB</b>			
1 -	X:00.000 184.6	1:34.832	31.167 185.8	X:00.000	<b>10 -</b> 24.438 255.3	1:26.797	29.605 197.0	2:20.840
2 -	25.060 248.8	1:29.231	29.719 193.2	2:24.010	<b>11 -</b> 24.578 251.7	1:22.127	29.498 194.9	2:16.203
3 -	24.636 252.9	1:28.839	35.103 195.2	2:28.578	<b>12 -</b> 24.537 252.3	1:25.624	29.192 197.8	2:19.353
4 -	24.374 255.9	1:24.507	29.008 195.6	2:17.889	<b>13 -</b> 24.497 252.3	<i>1:21.840</i>	<i>28.615 199.2</i>	<b>2:14.952</b>
5 -	24.344 255.9	1:23.260	28.793 195.2	2:16.397	<b>14 -</b> 24.444 251.1	1:22.708	28.755 196.7	2:15.907
6 -	25.298 224.0	1:25.592	28.954 196.3	2:19.844	<b>15 -</b> 24.550 232.2	1:35.476	30.234 196.7	2:30.260
7 -	24.469 254.1	1:23.147	28.802 196.0	2:16.418	<b>16 -</b> <i>24.000 259.6</i>	1:22.810	29.575 196.3	2:16.385
8 -	24.471 254.1	1:26.002	46.016	2:36.489P	<b>17 -</b> 24.395 255.9	1:26.517	44.449	2:35.361P
9 -	4:09.280 246.0	1:25.504	28.912 196.0	X:00.000				
<b>8</b>	<b>Lucas di GRASSI</b>		<b>BRA</b>		<b>Dallara Mercedes-HWA</b>			
1 -	X:00.000 211.7	1:34.697	30.517 191.8	X:00.000	<b>10 -</b> 3:17.871 211.3	1:26.976	29.081 197.4	X:00.000
2 -	24.503 254.7	1:26.959	29.148 195.6	2:20.610	<b>11 -</b> 24.072 <i>260.2</i>	1:50.916	29.332 197.4	2:44.320
3 -	24.140 258.9	1:24.166	29.004 197.0	2:17.310	<b>12 -</b> 24.315 255.9	1:22.209	29.266 196.7	2:15.790
4 -	<i>23.843 260.2</i>	1:28.344	30.027 196.0	2:22.214	<b>13 -</b> 24.071 256.5	1:20.681	28.367 197.4	2:13.119
5 -	24.092 257.7	1:22.336	28.541 196.7	2:14.969	<b>14 -</b> 24.217 229.2	1:41.878	33.258 198.1	2:39.353
6 -	24.110 258.3	1:27.162	30.433 192.8	2:21.705	<b>15 -</b> 24.119 258.9	1:25.444	29.063 197.8	2:18.626
7 -	24.245 257.7	1:24.135	29.352 196.0	2:17.732	<b>16 -</b> 24.077 256.5	<i>1:20.660</i>	<i>28.344</i> 198.1	<b>2:13.081</b>
8 -	24.443 255.9	1:22.145	28.506 197.8	2:15.094	<b>17 -</b> 24.209 257.1	1:20.842	28.414 <i>198.5</i>	2:13.465
9 -	24.371 244.8	1:33.834	43.792	2:41.997P				


Weather/Track: Sunny/Dry

www.mstworld.com

Page 2 of 8

Circuito Da Guia  
Circuit Length = 6.1200 km.  
Start: 14:25 End: 15:10

Printed - 15:14 Thursday, 17 November 2005



## BULLETIN TK023

### FIA Intercontinental Cup for Formula 3 QUALIFYING 1 - SECTOR ANALYSIS

(contd.)

<b>9</b>	<b>Mike CONWAY</b>		<b>GBR</b>		<b>Dallara Mercedes-HWA</b>			
<b>1</b>	X:00.000 235.8	1:29.778	29.778 192.8	X:00.000	<b>9</b> - 4:04.947 231.7	1:30.310	29.789 192.5	X:00.000
<b>2</b>	24.841 247.7	1:42.781	29.428 193.5	2:37.050	<b>10</b> - 24.584 252.9	1:22.830	28.770 194.5	2:16.184
<b>3</b>	24.310 257.7	1:24.981	28.910 194.2	2:18.201	<b>11</b> - 24.337 256.5	1:29.286	32.741 194.9	2:26.364
<b>4</b>	24.312 258.9	1:29.536	30.556 193.8	2:24.404	<b>12</b> - 24.291 256.5	1:22.481	28.502 196.3	2:15.274
<b>5</b>	24.375 254.7	1:23.513	29.067 194.9	2:16.955	<b>13</b> - 23.960 <b>261.5</b>	1:21.927	28.535 193.8	<b>2:14.422</b>
<b>6</b>	25.053 250.0	1:28.047	28.925 195.6	2:22.025	<b>14</b> - 24.283 257.7	<b>1:21.767</b>	<b>28.493</b> 194.9	2:14.543
<b>7</b>	24.289 256.5	1:22.990	28.939 193.5	2:16.218	<b>15</b> - 24.008 260.8	1:24.018	28.589 <b>199.2</b>	2:16.615
<b>8</b>	24.430 254.7	1:23.234	46.963	2:34.627P	<b>16</b> - <b>23.821</b> 260.8	1:24.297	43.002	2:31.120P
<b>10</b>	<b>Naoki YOKOMIZO</b>		<b>JPN</b>		<b>Dallara Nissan-Tomei</b>			
<b>1</b>	X:00.000 224.0	1:31.782	30.348 187.8	X:00.000	<b>9</b> - 5:17.047 234.2	1:33.198	29.748 193.2	X:00.000
<b>2</b>	25.358 244.3	1:24.671	29.608 192.1	2:19.637	<b>10</b> - 25.251 243.2	1:21.178	28.751 193.8	2:15.180
<b>3</b>	25.050 247.1	1:23.446	29.274 192.1	2:17.770	<b>11</b> - 25.133 244.8	1:21.560	28.765 193.8	2:15.458
<b>4</b>	24.982 247.7	1:25.194	48.362	2:38.538P	<b>12</b> - 25.080 244.8	1:20.680	28.641 194.2	2:14.401
<b>5</b>	4:23.816 175.6	1:39.627	30.123 192.8	X:00.000	<b>13</b> - 25.073 246.0	1:33.303	28.799 <b>197.4</b>	2:27.175
<b>6</b>	25.237 243.2	1:21.979	28.956 193.5	2:16.172	<b>14</b> - <b>24.778 250.0</b>	<b>1:20.543</b>	<b>28.509</b> 194.9	<b>2:13.830</b>
<b>7</b>	25.135 245.4	1:26.847	35.562 189.8	2:27.544	<b>15</b> - 24.911 248.2	1:21.130	28.827 193.5	2:14.868
<b>8</b>	25.103 247.1	1:29.440	44.057	2:38.600P				
<b>11</b>	<b>Franck PERERA</b>		<b>FRA</b>		<b>Dallara Opel-Spiess</b>			
<b>1</b>	X:00.000 224.5	1:32.560	30.192 191.4	X:00.000	<b>8</b> - 24.722 252.9	1:21.690	28.581 193.8	2:14.993
<b>2</b>	24.774 251.1	1:24.450	29.798 192.1	2:19.022	<b>9</b> - 24.689 252.3	1:21.542	28.739 187.5	2:14.970
<b>3</b>	<b>24.408 257.1</b>	2:04.005	1:27.615	3:56.028P	<b>10</b> - 27.086 165.3	1:34.052	29.592 193.5	2:30.730
<b>4</b>	X:00.000 175.6	1:35.570	29.967 188.1	X:00.000	<b>11</b> - 24.712 251.1	1:29.640	37.757 <b>195.2</b>	2:32.109
<b>5</b>	25.257 246.5	1:24.165	32.068 192.8	2:21.490	<b>12</b> - 24.553 252.9	1:21.887	28.789 194.5	2:15.229
<b>6</b>	24.744 250.0	1:21.653	28.611 194.5	2:15.008	<b>13</b> - 24.579 254.1	<b>1:21.519</b>	<b>28.567</b> 194.5	<b>2:14.665</b>
<b>7</b>	24.604 254.1	1:34.014	30.347 193.5	2:28.965				
<b>12</b>	<b>Dan CLARKE</b>		<b>GBR</b>		<b>Dallara Opel-Spiess</b>			
<b>1</b>	X:00.000 218.1	1:34.747	30.301 189.4	X:00.000	<b>9</b> - 24.890 251.7	1:23.474	29.257 191.1	2:17.621
<b>2</b>	25.575 242.6	1:26.742	29.754 191.4	2:22.071	<b>10</b> - 24.773 252.9	1:30.861	29.771 191.1	2:25.405
<b>3</b>	24.922 251.7	1:24.422	29.253 <b>193.2</b>	2:18.597	<b>11</b> - 24.987 250.0	1:25.715	29.389 192.1	2:20.091
<b>4</b>	24.740 252.3	1:23.957	29.158 190.4	2:17.855	<b>12</b> - 24.917 251.7	1:23.614	29.498 184.9	2:18.029
<b>5</b>	24.685 <b>254.7</b>	1:23.752	29.240 190.4	2:17.677	<b>13</b> - 25.209 248.2	1:23.288	29.251 189.8	2:17.748
<b>6</b>	24.763 252.3	1:23.291	31.495 192.1	2:19.549	<b>14</b> - 25.016 249.4	1:26.993	29.443 191.1	2:21.452
<b>7</b>	<b>24.642</b> 254.1	1:25.818	46.135	2:36.595P	<b>15</b> - 24.935 251.7	<b>1:23.229</b>	<b>28.961 193.2</b>	<b>2:17.125</b>
<b>8</b>	7:52.800 243.2	1:25.345	29.398 191.8	X:00.000	<b>16</b> - 24.843 251.1	1:28.244	46.179	2:39.266P

Weather/Track: Sunny/Dry


www.mstworld.com

Page 3 of 8

Circuito Da Guia  
Circuit Length = 6.1200 km.  
Start: 14:25 End: 15:10

Printed - 15:14 Thursday, 17 November 2005





**BULLETIN TK023**

**FIA Intercontinental Cup for Formula 3  
QUALIFYING 1 - SECTOR ANALYSIS**

(contd.)

<b>14 Romain GROSJEAN</b>		<b>FRA</b>		<b>Dallara Opel-Spiess</b>			
<b>1</b> - X:00.000 225.9	1:34.273	30.391 190.1	X:00.000	<b>11</b> - 24.935 248.8	1:22.627	28.859 194.2	2:16.421
<b>2</b> - 25.755 243.2	1:26.071	29.612 189.4	2:21.438	<b>12</b> - 24.894 248.8	1:22.541	28.673 195.6	2:16.108
<b>3</b> - 24.964 250.0	1:23.854	29.127 193.2	2:17.945	<b>13</b> - 24.783 250.5	1:32.540	29.683 195.6	2:27.006
<b>4</b> - 24.759 252.3	1:28.645	30.206 192.8	2:23.610	<b>14</b> - 24.856 233.2	1:21.867	28.661 196.0	2:15.384
<b>5</b> - 25.113 250.5	1:23.654	29.062 194.5	2:17.829	<b>15</b> - 24.736 250.5	<b>1:21.625</b>	<b>28.486 196.7</b>	<b>2:14.847</b>
<b>6</b> - 24.655 250.5	1:24.509	29.971 192.8	2:19.135	<b>16</b> - <b>24.404 256.5</b>	1:23.405	29.011 194.9	2:16.820
<b>7</b> - 25.082 252.3	1:23.810	29.121 194.5	2:18.013	<b>17</b> - 24.791 249.4	1:33.927	29.256 195.6	2:27.974
<b>8</b> - 24.618 252.3	1:25.700	29.066 196.0	2:19.384	<b>18</b> - 24.847 249.4	1:22.077	28.755 195.6	2:15.679
<b>9</b> - 24.780 250.0	1:32.758	29.422 193.5	2:26.960	<b>19</b> - 24.817 248.8	1:22.233	28.786 196.0	2:15.836
<b>10</b> - 24.971 248.2	1:30.301	28.948 193.5	2:24.220				

<b>15 Guillaume MOREAU</b>		<b>FRA</b>		<b>Dallara Opel-Spiess</b>			
<b>1</b> - X:00.000 225.4	1:32.119	30.744 189.8	X:00.000	<b>10</b> - 2:11.556 242.6	1:24.572	29.072 194.5	4:05.200
<b>2</b> - 24.973 250.0	1:24.909	29.518 191.8	2:19.400	<b>11</b> - 24.722 251.7	1:25.252	30.856 195.6	2:20.830
<b>3</b> - 24.759 251.1	1:26.695	29.418 192.1	2:20.872	<b>12</b> - 24.701 251.1	1:36.208	36.147 193.8	2:37.056
<b>4</b> - 24.752 251.1	1:23.253	29.038 194.2	2:17.043	<b>13</b> - 24.555 253.5	1:23.901	28.800 <b>196.7</b>	2:17.256
<b>5</b> - 24.680 252.3	1:26.079	29.706 194.5	2:20.465	<b>14</b> - 24.523 254.7	1:22.622	28.790 194.9	2:15.935
<b>6</b> - 24.764 248.8	1:22.877	28.795 194.9	2:16.436	<b>15</b> - 24.738 250.0	1:23.269	28.823 195.6	2:16.830
<b>7</b> - 24.775 251.1	1:22.797	29.026 193.5	2:16.598	<b>16</b> - 24.623 251.1	1:23.434	28.847 195.2	2:16.904
<b>8</b> - 24.724 248.8	1:22.203	28.787 192.1	2:15.714	<b>17</b> - <b>24.397 255.3</b>	1:25.573	<b>28.580 196.7</b>	2:18.550
<b>9</b> - 24.790 251.1	1:24.709	44.494	2:33.993P	<b>18</b> - 24.574 251.1	<b>1:21.805</b>	28.658 195.2	<b>2:15.037</b>

<b>16 Fabio CARBONE</b>		<b>BRA</b>		<b>SLC Opel-Spiess</b>			
<b>1</b> - X:00.000 197.0	1:33.116	30.183 188.8	X:00.000	<b>9</b> - 24.792 251.7	1:31.063	29.768 194.2	2:25.623
<b>2</b> - 24.970 251.1	1:27.162	29.249 193.2	2:21.381	<b>10</b> - 24.857 248.8	1:30.690	46.739	2:42.286P
<b>3</b> - 24.765 251.7	1:28.136	29.351 194.5	2:22.252	<b>11</b> - 7:01.773 235.8	1:28.450	28.967 193.2	X:00.000
<b>4</b> - 24.778 250.5	1:22.140	29.036 191.8	2:15.954	<b>12</b> - 24.860 250.0	1:35.015	28.774 195.6	2:28.649
<b>5</b> - 24.860 251.1	1:22.046	28.718 193.5	2:15.624	<b>13</b> - 24.710 251.7	1:20.893	28.548 195.2	2:14.151
<b>6</b> - 24.740 250.5	1:21.581	28.791 194.2	2:15.112	<b>14</b> - 24.717 250.0	1:20.861	<b>28.440 197.0</b>	2:14.018
<b>7</b> - 24.680 254.1	1:30.199	29.187 194.5	2:24.066	<b>15</b> - 24.543 254.1	1:21.013	28.660 <b>197.0</b>	2:14.216
<b>8</b> - 24.732 250.5	1:24.251	29.044 193.8	2:18.027	<b>16</b> - <b>24.133 257.7</b>	<b>1:20.561</b>	28.612 195.6	<b>2:13.306</b>

<b>17 Fillip SALAQUARDA</b>		<b>CZE</b>		<b>Dallara Opel-Spiess</b>			
<b>1</b> - X:00.000 208.4	1:39.338	30.928 184.9	X:00.000	<b>9</b> - 25.609 247.1	1:33.996	44.129	2:43.734P
<b>2</b> - 26.337 234.7	1:32.733	29.871 189.4	2:28.941	<b>10</b> - 4:11.301 231.7	1:30.808	29.854 189.4	X:00.000
<b>3</b> - 25.331 244.8	1:27.948	29.758 192.1	2:23.037	<b>11</b> - 25.702 246.5	1:30.457	32.171 190.1	2:28.330
<b>4</b> - 25.138 246.5	1:27.694	30.048 191.1	2:22.880	<b>12</b> - 25.148 248.2	2:18.118	45.744	3:29.010P
<b>5</b> - 26.025 243.7	1:30.377	29.810 191.4	2:26.212	<b>13</b> - 3:11.608 238.4	1:27.653	29.194 193.2	X:00.000
<b>6</b> - 25.121 248.8	1:27.717	29.339 191.1	2:22.177	<b>14</b> - <b>25.002 250.0</b>	<b>1:23.650</b>	<b>28.936 195.6</b>	<b>2:17.588</b>
<b>7</b> - 25.201 245.4	1:26.647	29.435 191.1	2:21.283	<b>15</b> - 25.069 247.1	1:24.579	29.132 193.8	2:18.780
<b>8</b> - 25.228 242.1	1:26.341	29.380 189.8	2:20.949	<b>16</b> - 25.184 246.5	1:29.301	30.961 191.4	2:25.446

Weather/Track: Sunny/Dry

Circuito Da Guia  
Circuit Length = 6.1200 km.  
Start: 14:25 End: 15:10

BULLETIN TK023

FIA Intercontinental Cup for Formula 3  
**QUALIFYING 1 - SECTOR ANALYSIS**

(contd.)

<b>18</b>	<b>Rodolfo AVILA</b>		<b>MAC</b>		<b>Dallara Mercedes HWA</b>						
1 - X:00.000	228.8	1:33.698	30.376	187.5	X:00.000	9 - 25.114	247.1	1:25.868	29.194	195.6	2:20.176
2 - 26.205	241.0	2:18.829	30.554	190.4	3:15.588	10 - 24.769	249.4	1:25.451	29.282	194.5	2:19.502
3 - 25.084	248.2	1:27.549	30.050	190.8	2:22.683	11 - 24.905	248.8	1:26.538	29.304	194.2	2:20.747
4 - 25.697	246.5	1:27.102	29.789	192.1	2:22.588	12 - 25.002	247.1	1:27.955	30.764	184.3	2:23.721
5 - 24.882	249.4	1:26.602	29.638	192.5	2:21.122	13 - 25.146	248.2	1:32.627	29.518	191.8	2:27.291
6 - 25.934	243.7	1:31.797	42.730		2:40.461P	14 - 24.875	251.7	1:24.367	29.065	194.2	2:18.307
7 - 7:55.052	226.8	1:30.613	29.708	191.8	X:00.000	15 - 24.809	251.1	1:23.985	29.053	193.8	2:17.847
8 - 25.165	246.5	1:24.960	29.331	192.1	2:19.456	16 - 25.872	240.5	1:37.596	45.586		2:49.054P
<b>19</b>	<b>Paolo MONTIN</b>		<b>ITA</b>		<b>Dallara Honda-Mugen/NB</b>						
1 - X:00.000	206.8	1:35.054	30.612	183.3	X:00.000	8 - 2:47.092	209.3	1:29.767	31.174	196.7	4:48.033
2 - 25.082	250.0	1:28.027	29.037	193.5	2:22.146	9 - 24.570	252.9	1:30.240	29.424	194.9	2:24.234
3 - 24.660	252.3	1:25.058	28.949	196.0	2:18.667	10 - 24.668	252.3	1:21.891	28.521	195.6	2:15.080
4 - 24.276	260.2	1:21.679	28.975	190.1	2:14.930	11 - 24.501	254.1	1:23.565	50.518		2:38.584P
5 - 24.608	254.7	1:23.980	33.209	193.5	2:21.797	12 - 3:33.817	238.4	1:27.768	29.265	197.0	X:00.000
6 - 24.503	254.1	1:23.252	32.663	195.2	2:20.418	13 - 24.540	254.1	1:21.407	53.224		2:39.171P
7 - 24.375	257.1	1:22.608	50.822		2:37.805P						
<b>20</b>	<b>Kohei HIRATE</b>		<b>JPN</b>		<b>Dallara Opel-Spiess</b>						
1 - X:00.000	222.6	1:33.274	30.058	188.4	X:00.000	9 - 24.957	248.8	1:22.804	28.755	195.6	2:16.516
2 - 25.321	248.2	1:25.933	29.387	194.2	2:20.641	10 - 24.904	249.4	1:24.807	28.802	197.0	2:18.513
3 - 24.999	247.7	1:25.379	29.135	194.5	2:19.513	11 - 24.765	251.7	1:22.404	28.686	194.9	2:15.855
4 - 25.040	248.2	1:23.303	29.002	194.5	2:17.345	12 - 24.883	251.1	1:23.142	29.340	197.0	2:17.365
5 - 24.997	246.0	1:23.227	29.014	194.2	2:17.238	13 - 24.285	255.3	1:21.652	28.654	194.5	2:14.591
6 - 25.026	247.1	1:23.076	29.653	192.5	2:17.755	14 - 24.794	249.4	1:21.497	28.626	194.9	2:14.917
7 - 24.927	247.1	1:22.781	44.781		2:32.489P	15 - 24.782	250.0	1:21.843	28.634	195.6	2:15.259
8 - 6:31.198	235.2	1:28.937	29.281	193.2	X:00.000	16 - 24.789	252.3	1:21.575	30.903	140.6	2:17.267
<b>21</b>	<b>Steven KANE</b>		<b>GBR</b>		<b>Lola Honda-Mugen/NB</b>						
1 - X:00.000	220.8	1:37.290	30.946	190.4	X:00.000	4 - 25.146	247.7	1:31.398	29.865	195.2	2:26.409
2 - 25.357	245.4	1:27.959	47.519		2:40.835P	5 - 24.841	241.6	1:27.167	44.492		2:36.500P
3 - X:00.000	183.0	1:32.785	31.926	193.2	X:00.000						


Weather/Track: Sunny/Dry

www.mstworld.com

Page 5 of 8

Circuito Da Guia  
 Circuit Length = 6.1200 km.  
 Start: 14:25 End: 15:10

Printed - 15:14 Thursday, 17 November 2005



## BULLETIN TK023

### FIA Intercontinental Cup for Formula 3 QUALIFYING 1 - SECTOR ANALYSIS

(contd.)

<b>22</b>	<b>Stephen JELLEY</b>		<b>GBR</b>		<b>Dallara Opel-Spiess</b>						
1 - X:00.000	229.7	1:35.010	30.996	188.1	X:00.000	<b>10 -</b> 24.759	251.1	1:27.381	46.304	2:38.444P	
2 -	25.116	249.4	29.947	191.8	2:24.508	<b>11 -</b> 2:20.188	225.0	1:36.506	30.247	191.1	4:26.941
3 -	24.568	253.5	29.701	193.2	2:20.994	<b>12 -</b> 25.405	243.2	1:29.275	33.793	193.8	2:28.473
4 -	24.632	253.5	29.479	192.1	2:21.113	<b>13 -</b> <b>24.391</b>	<b>255.9</b>	1:30.038	29.684	190.8	2:24.113
5 -	24.515	254.1	29.649	192.1	2:20.043	<b>14 -</b> 24.552	255.3	1:28.543	29.481	193.2	2:22.576
6 -	25.212	248.2	29.773	190.4	2:21.477	<b>15 -</b> 24.533	255.3	1:25.875	29.625	192.8	2:20.033
7 -	25.115	254.7	29.706	191.8	2:24.919	<b>16 -</b> 24.602	251.7	1:24.772	<b>29.326</b>	<b>194.9</b>	<b>2:18.700</b>
8 -	24.737	251.1	29.910	190.4	2:20.345	<b>17 -</b> 24.604	252.3	<b>1:24.744</b>	29.719	193.2	2:19.067
9 -	24.842	250.5	29.726	192.8	2:21.959	<b>18 -</b> 24.634	252.9	1:25.593	29.395	192.8	2:19.622
<b>23</b>	<b>Michael HO</b>		<b>MAC</b>		<b>Dallara Toyota-Tom's</b>						
1 - X:00.000	224.5	1:32.853	31.242	183.0	X:00.000	<b>8 -</b> 25.797	238.9	1:26.999	29.432	192.5	2:22.228
2 -	25.432	245.4	29.866	193.5	2:24.037	<b>9 -</b> 25.066	246.5	1:25.452	32.555	192.5	2:23.073
3 -	24.858	<b>257.7</b>	29.663	193.5	2:20.878	<b>10 -</b> 24.961	248.8	1:38.087	49.755	191.4	2:52.803
4 -	<b>24.745</b>	248.8	29.350	193.8	2:19.442	<b>11 -</b> 25.056	248.8	1:34.545	29.604	<b>194.2</b>	2:29.205
5 -	25.011	247.1	29.323	192.5	2:19.156	<b>12 -</b> 24.955	248.2	<b>1:24.411</b>	<b>29.296</b>	193.8	<b>2:18.662</b>
6 -	25.106	245.4	52.244		2:57.792P	<b>13 -</b> 24.944	247.7	1:26.602	29.310	<b>194.2</b>	2:20.856
7 -	5:31.898	205.3	30.533	189.8	X:00.000	<b>14 -</b> 24.913	248.8	2:36.390	53.499		3:54.802P
<b>24</b>	<b>Danny WATTS</b>		<b>GBR</b>		<b>Dallara Toyota-Tom's</b>						
1 - X:00.000	228.8	1:34.967	30.309	192.5	X:00.000	<b>9 -</b> 24.832	251.1	1:25.447	29.025	195.6	2:19.304
2 -	24.791	252.3	29.524	194.2	2:19.597	<b>10 -</b> 24.311	258.3	1:29.278	31.399	<b>196.3</b>	2:24.988
3 -	24.627	253.5	29.128	194.9	2:17.127	<b>11 -</b> <b>24.056</b>	<b>259.6</b>	1:24.145	28.912	195.2	2:17.113
4 -	24.499	255.3	30.084	195.2	2:21.233	<b>12 -</b> 24.324	256.5	1:22.239	28.757	196.0	2:15.320
5 -	24.126	255.3	28.923	194.5	2:15.232	<b>13 -</b> 24.149	257.1	<b>1:21.121</b>	28.796	194.5	<b>2:14.066</b>
6 -	24.435	255.9	30.016	<b>196.3</b>	2:20.713	<b>14 -</b> 24.734	251.1	1:21.500	28.740	196.0	2:14.974
7 -	26.131	254.1	44.274		2:35.673P	<b>15 -</b> 24.442	256.5	1:21.389	<b>28.572</b>	196.0	2:14.403
8 -	6:42.758	227.8	29.342	194.5	X:00.000	<b>16 -</b> 24.481	255.9	1:24.801	29.915	194.9	2:19.197
<b>26</b>	<b>Daisuke IKEDA</b>		<b>JPN</b>		<b>Dallara Toyota-Tom's</b>						
1 - X:00.000	237.3	1:32.978	30.601	190.1	X:00.000	<b>10 -</b> 24.895	248.8	1:25.026	29.346	193.5	2:19.267
2 -	25.264	246.5	29.709	192.8	2:22.261	<b>11 -</b> 24.872	250.0	1:26.893	29.136	194.5	2:20.901
3 -	24.790	250.5	29.353	192.8	2:20.034	<b>12 -</b> 25.805	242.6	1:24.881	28.892	<b>196.0</b>	2:19.578
4 -	24.815	251.7	34.140	183.3	2:23.489	<b>13 -</b> 24.815	250.0	1:22.342	28.968	192.8	2:16.125
5 -	24.751	<b>255.9</b>	28.971	194.9	2:17.745	<b>14 -</b> 24.956	247.1	1:22.717	28.867	<b>196.0</b>	2:16.540
6 -	<b>24.561</b>	252.3	28.975	194.5	2:17.946	<b>15 -</b> 24.852	248.8	1:27.889	29.063	195.6	2:21.804
7 -	24.588	253.5	29.325	191.4	2:16.680	<b>16 -</b> 24.702	251.1	1:29.465	29.154	194.5	2:23.321
8 -	24.592	254.7	44.050		2:32.906P	<b>17 -</b> 24.902	248.2	<b>1:22.258</b>	<b>28.861</b>	<b>196.0</b>	<b>2:16.021</b>
9 -	5:50.769	242.1	29.341	193.5	X:00.000						


Weather/Track: Sunny/Dry

www.mstworld.com

Page 6 of 8

Circuito Da Guia  
Circuit Length = 6.1200 km.  
Start: 14:25 End: 15:10

Printed - 15:14 Thursday, 17 November 2005



BULLETIN TK023


FIA Intercontinental Cup for Formula 3  
QUALIFYING 1 - SECTOR ANALYSIS

(contd.)

<b>27</b>	<b>Taku BAMBA</b>		<b>JPN</b>		<b>Dallara Toyota-Tom's</b>						
1 - X:00.000	234.2	1:28.767	30.094	192.1	X:00.000	7 - 24.543	254.1	1:22.934	29.075	194.9	2:16.552
2 - 24.509	255.3	1:28.300	29.472	194.9	2:22.281	8 - 24.604	252.3	1:23.384	29.255	194.2	2:17.243
3 - 24.099	261.5	1:26.409	29.211	194.2	2:19.719	9 - 24.663	251.7	1:25.325	29.191	193.8	2:19.179
4 - 24.437	255.9	1:29.069	35.225	193.2	2:28.731	10 - 25.217	243.2	1:24.257	43.232		2:32.706P
5 - 24.381	258.3	1:23.642	29.175	194.5	2:17.198	11 - 7:04.339	228.3	1:28.289	29.476	193.5	X:00.000
6 - 24.516	253.5	1:23.396	29.032	195.6	2:16.944	12 - 24.726	251.7	2:00.635	43.481		3:08.842P
<b>28</b>	<b>Bruno SENNA</b>		<b>BRA</b>		<b>Dallara Honda-Mugen/NB</b>						
1 - X:00.000	229.7	1:33.652	30.761		X:00.000	10 - 24.645	251.1	1:24.875	44.219		2:33.739P
2 - 25.598	212.5	1:29.337	29.612	194.5	2:24.547	11 - 3:20.491	233.7	1:30.878	29.891	192.1	X:00.000
3 - 24.527	252.9	1:26.593	29.194	197.0	2:20.314	12 - 24.965	248.2	1:28.892	31.049	193.8	2:24.906
4 - 24.351	255.9	1:27.649	35.348	194.5	2:27.348	13 - 24.682	252.9	1:28.256	29.110	195.2	2:22.048
5 - 24.389	256.5	1:24.570	28.895	197.0	2:17.854	14 - 24.764	250.5	1:22.478	28.750	196.0	2:15.992
6 - 24.461	254.7	1:23.586	28.942	194.2	2:16.989	15 - 24.690	251.1	1:22.172	28.658	196.0	2:15.520
7 - 24.805	251.7	1:23.877	28.930	196.3	2:17.612	16 - 24.595	251.1	1:26.246	30.671	196.0	2:21.512
8 - 24.668	251.7	1:23.044	29.021	194.5	2:16.733	17 - 24.741	251.1	1:22.473	28.726	196.0	2:15.940
9 - 24.686	251.7	1:24.706	28.955	196.3	2:18.347	18 - 24.624	252.3	1:27.100	43.088		2:34.812P
<b>29</b>	<b>Jo MERSZEI</b>		<b>MAC</b>		<b>Dallara Honda-Mugen/NB</b>						
1 - X:00.000	171.9	1:44.816	32.554	183.3	X:00.000	7 - 27.383	210.1	1:37.473	47.133		2:51.989P
2 - 27.850	201.4	1:36.143	31.033	189.8	2:35.026	8 - 8:57.234	186.5	1:47.006	35.021	189.8	X:00.000
3 - 25.217	246.5	1:32.752	31.392	190.4	2:29.361	9 - 25.216	246.5	1:29.451	30.500	191.1	2:25.167
4 - 24.993	248.8	1:30.648	30.816	191.4	2:26.457	10 - 25.015	248.8	1:28.884	30.278	190.1	2:24.177
5 - 26.160	201.4	1:44.439	36.258	190.1	2:46.857	11 - 27.251	203.7	1:47.991	49.834		3:05.076P
6 - 25.147	246.0	1:30.542	30.299	188.4	2:25.988						
<b>30</b>	<b>Karl REINDLER</b>		<b>AUS</b>		<b>Dallara Honda-Mugen/NB</b>						
1 - X:00.000	207.6	1:35.392	31.052	186.5	X:00.000	11 - 24.729	252.3	1:23.379	29.130	196.0	2:17.238
2 - 25.037	250.0	1:28.239	30.363	191.4	2:23.639	12 - 24.753	250.5	1:28.525	29.348	195.2	2:22.626
3 - 24.894	249.4	1:25.980	29.213	195.6	2:20.087	13 - 24.553	250.5	1:30.112	31.126	195.6	2:25.791
4 - 24.513	255.9	1:23.966	30.594	194.5	2:19.073	14 - 24.315	256.5	1:26.187	28.908	196.7	2:19.410
5 - 24.723	251.7	1:23.641	29.106	195.2	2:17.470	15 - 24.586	252.3	1:23.282	28.888	198.1	2:16.756
6 - 24.650	251.7	1:23.426	29.038	198.8	2:17.114	16 - 24.438	253.5	1:22.804	29.085	196.7	2:16.327
7 - 24.652	251.1	1:32.045	31.077	192.5	2:27.774	17 - 24.647	250.5	1:22.912	28.775	197.0	2:16.334
8 - 24.811	250.0	1:24.539	29.180	195.2	2:18.530	18 - 24.546	252.9	1:23.481	28.876	194.9	2:16.903
9 - 24.625	252.9	1:34.261	30.873	197.0	2:29.759	19 - 24.609	252.9	1:24.622	29.119	196.0	2:18.350
10 - 24.495	254.7	1:26.451	29.195	196.0	2:20.141						
<b>32</b>	<b>CHEONG Lou Meng</b>		<b>MAC</b>		<b>Dallara Honda-Mugen/NB</b>						
1 - X:00.000	203.3	1:33.941	30.389	190.1	X:00.000	3 - 25.010	249.4	1:29.845	29.733	193.2	2:24.588
2 - 24.974	248.8	1:29.817	30.248	189.8	2:25.039	4 - 24.926	249.4	1:27.854	43.640		2:36.420P

Weather/Track: Sunny/Dry

Circuito Da Guia  
Circuit Length = 6.1200 km.  
Start: 14:25 End: 15:10



BULLETIN TK023

FIA Intercontinental Cup for Formula 3  
**QUALIFYING 1 - SECTOR ANALYSIS**

(contd.)

<b>33</b>	LEI Kit Meng			MAC			Dallara Opel-Spiess				
<b>1</b> - X:00.000	218.6	1:40.412	32.274	182.1	X:00.000	<b>10</b> - 25.644	239.4	1:28.685	30.328	187.5	2:24.657
<b>2</b> - 29.527	213.4	1:33.405	31.177	182.7	2:34.109	<b>11</b> - 25.668	240.5	1:30.961	30.593	188.4	2:27.222
<b>3</b> - 25.746	240.0	1:30.778	31.565	184.9	2:28.089	<b>12</b> - 25.465	242.1	1:32.264	42.898		2:40.627P
<b>4</b> - 25.592	242.1	1:30.050	30.549	187.1	2:26.191	<b>13</b> - 2:39.507	230.7	1:31.256	30.142	189.1	4:40.905
<b>5</b> - 25.801	241.6	1:28.862	30.262	189.1	2:24.925	<b>14</b> - <i>25.414</i>	<i>243.2</i>	1:27.591	29.771	188.8	2:22.776
<b>6</b> - 26.497	240.0	1:30.199	31.127	184.3	2:27.823	<b>15</b> - 25.516	241.0	1:27.899	29.898	189.4	2:23.313
<b>7</b> - 27.910	230.2	1:30.125	30.788	187.5	2:28.823	<b>16</b> - 25.555	241.0	1:27.937	30.041	<i>190.1</i>	2:23.533
<b>8</b> - 25.703	240.5	1:29.662	30.393	187.1	2:25.758	<b>17</b> - 25.552	241.6	<i>1:27.264</i>	<i>29.681</i>	183.9	<b>2:22.497</b>
<b>9</b> - 25.607	240.5	1:29.435	30.340	188.4	2:25.382	<b>18</b> - 25.731	240.0	1:27.855	29.774	189.4	2:23.360


Weather/Track: Sunny/Dry

www.mstworld.com

Page 8 of 8

Circuito Da Guia  
 Circuit Length = 6.1200 km.  
 Start: 14:25 End: 15:10

Printed - 15:14 Thursday, 17 November 2005



## BULLETIN TK024

### FIA Intercontinental Cup for Formula 3 QUALIFYING 1 - SPEED TRAP - FINISH LINE

POS	NO	CL	DRIVER	NAT	CAR	KPH
1	9		Mike CONWAY	GBR	Dallara Mercedes-HWA	199.2
2	7		Christian BAKKERUD	DEN	Dallara Honda-Mugen/NB	199.2
3	30		Karl REINDLER	AUS	Dallara Honda-Mugen/NB	198.8
4	1		Loic DUVAL	FRA	Dallara Mercedes-HWA	198.5
5	8		Lucas di GRASSI	BRA	Dallara Mercedes-HWA	198.5
6	5		Robert KUBICA	POL	Dallara Honda-Mugen/NB	197.8
7	2		Sebastian VETTEL	GER	Dallara Mercedes-HWA	197.4
8	10		Naoki YOKOMIZO	JPN	Dallara Nissan-Tomei	197.4
9	16		Fabio CARBONE	BRA	SLC Opel-Spiess	197.0
10	3		Joao P de OLIVEIRA	BRA	Dallara Toyota-Tom's	197.0
11	19		Paolo MONTIN	ITA	Dallara Honda-Mugen/NB	197.0
12	20		Kohei HIRATE	JPN	Dallara Opel-Spiess	197.0
13	28		Bruno SENNA	BRA	Dallara Honda-Mugen/NB	197.0
14	14		Romain GROSJEAN	FRA	Dallara Opel-Spiess	196.7
15	15		Guillaume MOREAU	FRA	Dallara Opel-Spiess	196.7
16	6		Charlie KIMBALL	USA	Dallara Honda-Mugen/NB	196.3
17	4		Kazuki NAKAJIMA	JPN	Dallara Toyota-Tom's	196.3
18	24		Danny WATTS	GBR	Dallara Toyota-Tom's	196.3
19	26		Daisuke IKEDA	JPN	Dallara Toyota-Tom's	196.0
20	17		Fillip SALAQUARDA	CZE	Dallara Opel-Spiess	195.6
21	18		Rodolfo AVILA	MAC	Dallara Mercedes HWA	195.6
22	27		Taku BAMBA	JPN	Dallara Toyota-Tom's	195.6
23	21		Steven KANE	GBR	Lola Honda-Mugen/NB	195.2
24	11		Franck PERERA	FRA	Dallara Opel-Spiess	195.2
25	22		Stephen JELLEY	GBR	Dallara Opel-Spiess	194.9
26	23		Michael HO	MAC	Dallara Toyota-Tom's	194.2
27	32		CHEONG Lou Meng	MAC	Dallara Honda-Mugen/NB	193.2
28	12		Dan CLARKE	GBR	Dallara Opel-Spiess	193.2
29	29		Jo MERSZEI	MAC	Dallara Honda-Mugen/NB	191.4
30	33		LEI Kit Meng	MAC	Dallara Opel-Spiess	190.1

Weather/Track: Sunny/Dry

**mst UNISYS**

Circuito Da Guia  
Circuit Length = 6.1200 km.  
Start: 14:25 End: 15:10



## BULLETIN TK024

### FIA Intercontinental Cup for Formula 3 QUALIFYING 1 - SPEED TRAP - SECTOR 1

(contd.)

POS	NO	CL	DRIVER	NAT	CAR	KPH
1	5		Robert KUBICA	POL	Dallara Honda-Mugen/NB	262.1
2	9		Mike CONWAY	GBR	Dallara Mercedes-HWA	261.5
3	27		Taku BAMBA	JPN	Dallara Toyota-Tom's	261.5
4	8		Lucas di GRASSI	BRA	Dallara Mercedes-HWA	260.2
5	19		Paolo MONTIN	ITA	Dallara Honda-Mugen/NB	260.2
6	7		Christian BAKKERUD	DEN	Dallara Honda-Mugen/NB	259.6
7	24		Danny WATTS	GBR	Dallara Toyota-Tom's	259.6
8	3		Joao P de OLIVEIRA	BRA	Dallara Toyota-Tom's	258.9
9	16		Fabio CARBONE	BRA	SLC Opel-Spiess	257.7
10	11		Franck PERERA	FRA	Dallara Opel-Spiess	257.1
11	1		Loic DUVAL	FRA	Dallara Mercedes-HWA	256.5
12	14		Romain GROSJEAN	FRA	Dallara Opel-Spiess	256.5
13	30		Karl REINDLER	AUS	Dallara Honda-Mugen/NB	256.5
14	28		Bruno SENNA	BRA	Dallara Honda-Mugen/NB	256.5
15	22		Stephen JELLEY	GBR	Dallara Opel-Spiess	255.9
16	26		Daisuke IKEDA	JPN	Dallara Toyota-Tom's	255.9
17	6		Charlie KIMBALL	USA	Dallara Honda-Mugen/NB	255.3
18	15		Guillaume MOREAU	FRA	Dallara Opel-Spiess	255.3
19	20		Kohei HIRATE	JPN	Dallara Opel-Spiess	255.3
20	4		Kazuki NAKAJIMA	JPN	Dallara Toyota-Tom's	255.3
21	12		Dan CLARKE	GBR	Dallara Opel-Spiess	254.7
22	2		Sebastian VETTEL	GER	Dallara Mercedes-HWA	252.9
23	18		Rodolfo AVILA	MAC	Dallara Mercedes HWA	251.7
24	23		Michael HO	MAC	Dallara Toyota-Tom's	251.1
25	10		Naoki YOKOMIZO	JPN	Dallara Nissan-Tomei	250.0
26	17		Fillip SALAQUARDA	CZE	Dallara Opel-Spiess	250.0
27	32		CHEONG Lou Meng	MAC	Dallara Honda-Mugen/NB	249.4
28	29		Jo MERSZEI	MAC	Dallara Honda-Mugen/NB	248.8
29	21		Steven KANE	GBR	Lola Honda-Mugen/NB	247.7
30	33		LEI Kit Meng	MAC	Dallara Opel-Spiess	243.2

Weather/Track: Sunny/Dry



www.mstworld.com

Circuito Da Guia  
Circuit Length = 6.1200 km.  
Start: 14:25 End: 15:10

Printed - 15:15 Thursday, 17 November 2005

# FIA Intercontinental Cup for Formula 3 Qualifying 1 - Best Sector Times Report

Timing Bulletin 25

POS	SECTOR 1			SECTOR 2			SECTOR 3			IDEAL/BEST LAP COMPARISON					
	NO	TIME	LAP	NO	TIME	LAP	NO	TIME	LAP	NO	NAME	IDEAL	BEST	LAP	DIFF
1	9	23.821	16	5	1:19.977	15	1	28.109	15	5	KUBICA	2:12.216	2:12.754	15	+ 0.538
2	8	23.843	4	1	1:20.315	12	5	28.293	16	1	DUVAL	2:12.620	2:13.114	15	+ 0.494
3	5	23.946	11	10	1:20.543	14	8	28.344	16	8	GRASSI	2:12.847	2:13.081	16	+ 0.234
4	7	24.000	16	16	1:20.561	16	3	28.437	12	16	CARBONE	2:13.134	2:13.306	16	+ 0.172
5	3	24.020	14	8	1:20.660	16	16	28.440	14	24	WATTS	2:13.749	2:14.066	13	+ 0.317
6	24	24.056	11	24	1:21.121	13	14	28.486	15	3	OLIVEIRA	2:13.755	2:14.246	13	+ 0.491
7	27	24.099	3	2	1:21.233	12	9	28.493	14	10	YOKOMIZO	2:13.830	2:13.830	14	+ 0.000
8	16	24.133	16	3	1:21.298	13	4	28.494	7	9	CONWAY	2:14.081	2:14.422	13	+ 0.341
9	1	24.196	6	19	1:21.407	13	10	28.509	14	19	MONTIN	2:14.204	2:14.930	4	+ 0.726
10	19	24.276	4	20	1:21.497	14	19	28.521	10	20	HIRATE	2:14.408	2:14.591	13	+ 0.183
11	20	24.285	13	11	1:21.519	13	11	28.567	13	2	VETTEL	2:14.442	2:14.800	12	+ 0.358
12	6	24.312	11	14	1:21.625	15	24	28.572	15	7	BAKKERUD	2:14.455	2:14.952	13	+ 0.497
13	30	24.315	14	4	1:21.681	7	15	28.580	17	11	PERERA	2:14.494	2:14.665	13	+ 0.171
14	28	24.351	4	9	1:21.767	14	2	28.607	11	14	GROSJEAN	2:14.515	2:14.847	15	+ 0.332
15	22	24.391	13	15	1:21.805	18	7	28.615	13	4	NAKAJIMA	2:14.611	2:14.701	7	+ 0.090
16	15	24.397	17	7	1:21.840	13	20	28.626	14	15	MOREAU	2:14.782	2:15.037	18	+ 0.255
17	14	24.404	16	28	1:22.172	15	28	28.658	15	28	SENNA	2:15.181	2:15.520	15	+ 0.339
18	11	24.408	3	26	1:22.258	17	30	28.775	17	26	IKEDA	2:15.680	2:16.021	17	+ 0.341
19	4	24.436	2	30	1:22.804	16	26	28.861	17	30	REINDLER	2:15.894	2:16.327	16	+ 0.433
20	26	24.561	6	6	1:22.863	13	6	28.891	9	27	BAMBA	2:16.065	2:16.552	7	+ 0.487
21	2	24.602	17	27	1:22.934	7	17	28.936	14	6	KIMBALL	2:16.066	2:16.182	13	+ 0.116
22	12	24.642	7	12	1:23.229	15	12	28.961	15	12	CLARKE	2:16.832	2:17.125	15	+ 0.293
23	23	24.745	4	17	1:23.650	14	27	29.032	6	17	SALAUARD	2:17.588	2:17.588	14	+ 0.000
24	18	24.769	10	18	1:23.985	15	18	29.053	15	18	AVILA	2:17.807	2:17.847	15	+ 0.040
25	10	24.778	14	23	1:24.411	12	23	29.296	12	23	HO	2:18.452	2:18.662	12	+ 0.210
26	21	24.841	5	22	1:24.744	17	22	29.326	16	22	JELLEY	2:18.461	2:18.700	16	+ 0.239
27	32	24.926	4	21	1:27.167	5	33	29.681	17	21	KANE	2:21.873	2:26.409	4	+ 4.536
28	29	24.993	4	33	1:27.264	17	32	29.733	3	33	LEI	2:22.359	2:22.497	17	+ 0.138
29	17	25.002	14	32	1:27.854	4	21	29.865	4	32	CHEONG	2:22.513	2:24.588	3	+ 2.075
30	33	25.414	14	29	1:28.884	10	29	30.278	10	29	MERSZEI	2:24.155	2:24.177	10	+ 0.022

'Perfect Lap' - 2:11.907

Weather/Track: Sunny/Dry


Circuit Length - 6.1200 kilometres  
Circuito Da Guia  
Macau

Printed at 15:17, Thursday, 17 November, 2005

© MST Systems Ltd, 2005 (www.mstworld.com)

Page 1





## BULLETIN TK045

### FIA Intercontinental Cup for Formula 3 FREE PRACTICE 2

POS	NO	CL	DRIVER	NAT	CAR	TIME	LAPS	GAP	KPH
1	3		Joao P de OLIVEIRA	BRA	Dallara Toyota-Tom's	2:12.708	9		166.01
2	9		Mike CONWAY	GBR	Dallara Mercedes-HWA	2:12.749	9	0.041	165.96
3	1		Loic DUVAL	FRA	Dallara Mercedes-HWA	2:13.010	9	0.302	165.64
4	5		Robert KUBICA	POL	Dallara Honda-Mugen/NB	2:13.463	9	0.755	165.07
5	11		Franck PERERA	FRA	Dallara Opel-Spiess	2:13.535	9	0.827	164.99
6	8		Lucas di GRASSI	BRA	Dallara Mercedes-HWA	2:13.720	9	1.012	164.76
7	10		Naoki YOKOMIZO	JPN	Dallara Nissan-Tomei	2:13.876	8	1.168	164.57
8	12		Dan CLARKE	GBR	Dallara Opel-Spiess	2:13.979	9	1.271	164.44
9	6		Charlie KIMBALL	USA	Dallara Honda-Mugen/NB	2:14.228	9	1.520	164.13
10	19		Paolo MONTIN	ITA	Dallara Honda-Mugen/NB	2:14.274	9	1.566	164.08
11	7		Christian BAKKERUD	DEN	Dallara Honda-Mugen/NB	2:14.297	4	1.589	164.05
12	16		Fabio CARBONE	BRA	SLC Opel-Spiess	2:14.305	8	1.597	164.04
13	2		Sebastian VETTEL	GER	Dallara Mercedes-HWA	2:14.355	7	1.647	163.98
14	15		Guillaume MOREAU	FRA	Dallara Opel-Spiess	2:14.536	8	1.828	163.76
15	4		Kazuki NAKAJIMA	JPN	Dallara Toyota-Tom's	2:14.551	9	1.843	163.74
16	24		Danny WATTS	GBR	Dallara Toyota-Tom's	2:15.003	8	2.295	163.19
17	14		Romain GROSJEAN	FRA	Dallara Opel-Spiess	2:15.238	9	2.530	162.91
18	30		Karl REINDLER	AUS	Dallara Honda-Mugen/NB	2:15.580	9	2.872	162.50
19	22		Stephen JELLEY	GBR	Dallara Opel-Spiess	2:15.739	9	3.031	162.31
20	20		Kohei HIRATE	JPN	Dallara Opel-Spiess	2:15.796	8	3.088	162.24
21	28		Bruno SENNA	BRA	Dallara Honda-Mugen/NB	2:15.828	6	3.120	162.20
22	26		Daisuke IKEDA	JPN	Dallara Toyota-Tom's	2:16.734	9	4.026	161.13
23	27		Taku BAMBA	JPN	Dallara Toyota-Tom's	2:17.288	9	4.580	160.48
24	21		Steven KANE	GBR	Lola Honda-Mugen/NB	2:17.850	5	5.142	159.82
25	18		Rodolfo AVILA	MAC	Dallara Mercedes HWA	2:18.723	9	6.015	158.82
26	23		Michael HO	MAC	Dallara Toyota-Tom's	2:18.791	9	6.083	158.74
27	17		Fillip SALAQUARDA	CZE	Dallara Opel-Spiess	2:19.173	7	6.465	158.30
28	32		CHEONG Lou Meng	MAC	Dallara Honda-Mugen/NB	2:20.005	9	7.297	157.36
29	33		LEI Kit Meng	MAC	Dallara Opel-Spiess	2:26.787	7	14.079	150.09
30	29		Jo MERSZEI	MAC	Dallara Honda-Mugen/NB	2:30.210	8	17.502	146.67

Weather/Track: Sunny/Dry

Circuito Da Guia  
Circuit Length = 6.1200 km.  
Start: 09:55 End: 10:30

**mst** UNISYS

Race Director:

Steward:

Timekeeper:

**FIA Intercontinental Cup for Formula 3  
FREE PRACTICE 2 - SECTOR ANALYSIS**

<b>1</b>	<b>Loic DUVAL</b>		<b>FRA</b>		<b>Dallara Mercedes-HWA</b>				
1 -	X:00.000 225.9	1:29.767	29.544 191.4	X:00.000	6 -	23.994 260.8	1:21.611	28.441 200.3	2:14.046
2 -	24.862 251.1	1:23.641	29.044 198.5	2:17.547	7 -	24.112 254.1	1:37.004	55.216	2:56.332P
3 -	24.363 257.1	1:24.619	29.544 201.1	2:18.526	8 -	X:00.000 246.5	1:22.765	28.409 199.6	X:00.000
4 -	<b>23.847</b> 259.6	<b>1:21.091</b>	<b>28.072</b> 199.2	<b>2:13.010</b>	9 -	23.981 260.8	1:21.949	28.208 195.6	2:14.138
5 -	24.352 253.5	1:21.741	28.779 <b>201.4</b>	2:14.872					
<b>2</b>	<b>Sebastian VETTEL</b>		<b>GER</b>		<b>Dallara Mercedes-HWA</b>				
1 -	X:00.000 190.4	1:35.289	29.973 193.2	X:00.000	5 -	24.372 254.7	1:25.446	51.780	2:41.598P
2 -	24.656 254.1	1:24.302	28.849 198.8	2:17.807	6 -	X:00.000 217.3	1:29.226	29.068 194.5	X:00.000
3 -	24.225 <b>255.3</b>	1:24.517	28.420 <b>201.1</b>	2:17.162	7 -	24.529 252.9	<b>1:21.658</b>	<b>28.168</b> 200.7	<b>2:14.355</b>
4 -	<b>24.047</b> 238.4	1:22.072	29.719 199.6	2:15.838					
<b>3</b>	<b>Joao P de OLIVEIRA</b>		<b>BRA</b>		<b>Dallara Toyota-Tom's</b>				
1 -	X:00.000 211.3	1:32.839	32.200 193.5	X:00.000	6 -	24.183 257.1	1:32.411	32.881 <b>198.1</b>	2:29.475
2 -	24.707 253.5	1:26.630	30.519 194.5	2:21.856	7 -	24.605 258.3	1:38.876	55.375	2:58.856P
3 -	24.206 256.5	1:21.552	28.424 197.4	2:14.182	8 -	X:00.000 222.2	1:25.121	28.626 197.4	X:00.000
4 -	24.293 257.7	1:22.990	28.942 <b>198.1</b>	2:16.225	9 -	24.268 257.1	1:21.011	<b>28.267</b> 197.8	2:13.546
5 -	<b>23.884</b> 262.1	<b>1:20.532</b>	28.292 197.8	<b>2:12.708</b>					
<b>4</b>	<b>Kazuki NAKAJIMA</b>		<b>JPN</b>		<b>Dallara Toyota-Tom's</b>				
1 -			189.8	X:00.000	6 -			198.5	2:17.522
2 -			192.5	2:27.838	7 -				2:58.159P
3 -			195.2	2:19.185	8 -	X:00.000 249.4	1:26.966	29.221 197.0	X:00.000
4 -			197.8	2:16.515	9 -	24.272 257.1	<b>1:22.005</b>	<b>28.274</b> <b>198.8</b>	<b>2:14.551</b>
5 -			197.8	2:22.854					
<b>5</b>	<b>Robert KUBICA</b>		<b>POL</b>		<b>Dallara Honda-Mugen/NB</b>				
1 -	X:00.000 236.8	1:30.100	29.791 194.2	X:00.000	6 -	24.407 253.5	1:27.079	30.541 <b>200.7</b>	2:22.027
2 -	24.734 250.0	1:22.829	29.100 195.6	2:16.663	7 -	24.425 251.7	1:48.943	46.648	3:00.016P
3 -	24.493 252.9	1:21.955	28.858 197.4	2:15.306	8 -	X:00.000 243.7	1:26.907	29.112 195.6	X:00.000
4 -	<b>24.396</b> <b>260.2</b>	1:24.861	31.959 196.0	2:21.216	9 -	24.562 251.7	1:21.081	28.849 197.8	2:14.492
5 -	24.120 258.3	<b>1:20.670</b>	<b>28.673</b> 197.4	<b>2:13.463</b>					
<b>6</b>	<b>Charlie KIMBALL</b>		<b>USA</b>		<b>Dallara Honda-Mugen/NB</b>				
1 -	X:00.000 206.1	1:35.476	29.818 194.2	X:00.000	6 -	24.371 254.1	1:23.008	28.669 198.8	2:16.048
2 -	24.360 255.9	1:24.176	28.871 198.8	2:17.407	7 -	24.314 254.1	1:57.491	1:03.919	3:25.724P
3 -	<b>24.037</b> <b>261.5</b>	1:27.529	29.281 198.5	2:20.847	8 -	X:00.000 248.2	1:25.350	28.835 197.0	X:00.000
4 -	24.094 258.3	<b>1:21.531</b>	28.603 <b>199.6</b>	<b>2:14.228</b>	9 -	24.236 256.5	1:21.682	<b>28.413</b> <b>199.6</b>	2:14.331
5 -	24.206 255.9	1:23.700	30.345 197.0	2:18.251					
<b>7</b>	<b>Christian BAKKERUD</b>		<b>DEN</b>		<b>Dallara Honda-Mugen/NB</b>				
1 -	X:00.000 195.6	1:33.442	30.104 193.5	X:00.000	3 -	<b>24.310</b> 254.7	1:24.323	28.549 198.8	2:17.182
2 -	24.783 250.0	1:25.615	29.492 197.4	2:19.890	4 -	24.426 253.5	<b>1:21.417</b>	<b>28.454</b> <b>200.3</b>	<b>2:14.297</b>

**FIA Intercontinental Cup for Formula 3  
FREE PRACTICE 2 - SECTOR ANALYSIS**

(contd.)

<b>8</b>	<b>Lucas di GRASSI</b>			<b>BRA</b>	<b>Dallara Mercedes-HWA</b>								
1	-X:00.000	204.1	1:34.642	32.925	191.1	X:00.000	6 - 23.903	260.8	1:32.577	28.459	199.2	2:24.939	
2	-	24.829	225.9	1:29.669	29.494	195.6	2:23.992	7 - 24.259	255.3	1:40.992	47.505	2:52.756P	
3	-	24.003	257.1	1:23.095	28.295	200.3	2:15.393	8 -X:00.000	251.7	1:29.842	29.526	198.1	X:00.000
4	-	23.892	<b>263.4</b>	1:23.944	28.430	199.6	2:16.266	9 - 24.192	255.9	<b>1:21.195</b>	28.333	<b>200.7</b>	<b>2:13.720</b>
5	-	<b>23.782</b>	260.8	1:21.930	<b>28.143</b>	<b>200.7</b>	2:13.855						
<b>9</b>	<b>Mike CONWAY</b>			<b>GBR</b>	<b>Dallara Mercedes-HWA</b>								
1	-X:00.000	214.7	1:32.749	31.254	193.2	X:00.000	6 - 24.221	255.3	1:25.586	28.571	197.4	2:18.378	
2	-	24.479	256.5	1:25.064	28.963	195.6	2:18.506	7 - 24.451	254.1	1:31.931	50.191	2:46.573P	
3	-	24.208	254.7	1:22.526	28.564	198.5	2:15.298	8 -X:00.000	207.6	1:25.635	30.231	197.0	X:00.000
4	-	24.298	255.9	1:21.639	28.456	199.2	2:14.393	9 - 24.345	253.5	1:21.395	<b>28.098</b>	<b>199.6</b>	2:13.838
5	-	<b>23.962</b>	257.1	<b>1:20.434</b>	28.353	198.5	<b>2:12.749</b>						
<b>10</b>	<b>Naoki YOKOMIZO</b>			<b>JPN</b>	<b>Dallara Nissan-Tomei</b>								
1	-X:00.000	217.7	1:38.829	31.902	189.4	X:00.000	5 - 24.530	251.7	1:21.195	28.470	197.4	2:14.195	
2	-	25.159	246.0	1:25.053	29.489	192.5	2:19.701	6 - <b>24.309</b>	<b>256.5</b>	1:27.117	42.656	2:34.082P	
3	-	25.005	252.9	1:23.026	28.800	194.5	2:16.831	7 -X:00.000	236.8	1:26.653	29.883	195.2	X:00.000
4	-	24.726	251.7	1:21.152	28.552	196.3	2:14.430	8 - 24.847	249.4	<b>1:20.652</b>	<b>28.377</b>	<b>199.2</b>	<b>2:13.876</b>
<b>11</b>	<b>Franck PERERA</b>			<b>FRA</b>	<b>Dallara Opel-Spiess</b>								
1	-X:00.000	192.5	1:48.833	39.028	190.4	X:00.000	6 - 24.615	249.4	1:34.133	28.679	<b>197.8</b>	2:27.427	
2	-	25.158	244.3	1:27.706	29.192	193.5	2:22.056	7 - <b>24.416</b>	<b>253.5</b>	1:40.298	52.359	2:57.073P	
3	-	24.835	249.4	1:22.275	28.662	197.0	2:15.772	8 -X:00.000	191.8	1:35.693	29.462	194.2	X:00.000
4	-	24.664	251.1	1:24.527	28.551	196.3	2:17.742	9 - 24.716	250.5	1:21.770	28.704	196.0	2:15.190
5	-	24.588	250.5	<b>1:20.560</b>	<b>28.387</b>	197.0	<b>2:13.535</b>						
<b>12</b>	<b>Dan CLARKE</b>			<b>GBR</b>	<b>Dallara Opel-Spiess</b>								
1	-X:00.000	213.8	1:38.161	38.884	190.8	X:00.000	6 - 24.571	253.5	1:32.122	<b>28.692</b>	<b>197.4</b>	2:25.385	
2	-	25.208	240.0	1:27.983	29.213	194.2	2:22.404	7 - 24.338	256.5	1:41.536	54.826	3:00.700P	
3	-	24.499	255.9	1:23.238	28.744	196.3	2:16.481	8 -X:00.000	241.6	1:25.141	28.867	196.7	X:00.000
4	-	24.489	255.3	1:23.724	28.740	195.6	2:16.953	9 - <b>24.018</b>	<b>257.1</b>	<b>1:21.063</b>	28.898	187.5	<b>2:13.979</b>
5	-	24.709	250.5	1:22.365	28.730	193.2	2:15.804						
<b>14</b>	<b>Romain GROSJEAN</b>			<b>FRA</b>	<b>Dallara Opel-Spiess</b>								
1	-X:00.000	171.1	1:50.486	30.640	189.8	X:00.000	6 - 24.324	<b>257.1</b>	2:03.997	30.040	193.2	2:58.361	
2	-	25.719	246.0	1:26.400	29.211	196.3	2:21.330	7 - 25.733	254.1	1:48.591	47.563	3:01.887P	
3	-	24.723	252.9	1:24.041	29.121	196.3	2:17.885	8 -X:00.000	245.4	1:24.915	29.166	195.2	X:00.000
4	-	24.540	254.7	1:24.221	28.684	<b>198.8</b>	2:17.445	9 - 24.625	244.8	1:27.027	29.864	<b>198.8</b>	2:21.516
5	-	24.450	251.7	<b>1:22.124</b>	<b>28.664</b>	<b>198.8</b>	<b>2:15.238</b>						
<b>15</b>	<b>Guillaume MOREAU</b>			<b>FRA</b>	<b>Dallara Opel-Spiess</b>								
1	-X:00.000	169.5	1:50.219	30.883	191.1	X:00.000	5 - <b>24.517</b>	251.1	<b>1:21.241</b>	28.778	194.9	<b>2:14.536</b>	
2	-	25.010	247.7	1:26.021	29.452	193.2	2:20.483	6 - 24.594	251.1	1:26.770	43.618	2:34.982P	
3	-	24.737	251.7	1:27.283	29.023	<b>197.0</b>	2:21.043	7 -X:00.000	204.5	1:31.083	29.319	194.5	X:00.000
4	-	24.634	251.7	1:23.016	<b>28.658</b>	<b>197.0</b>	2:16.308	8 - 24.644	252.3	1:22.973	28.931	196.3	2:16.548

**FIA Intercontinental Cup for Formula 3  
FREE PRACTICE 2 - SECTOR ANALYSIS**

(contd.)

<b>16</b>	<b>Fabio CARBONE</b>			<b>BRA</b>	SLC Opel-Spiess								
1 -			190.8	X:00.000	5 -			198.5	2:18.477				
2 -			196.0	2:18.005	6 -				X:00.000P				
3 -			196.7	<b>2:14.305</b>	7 -	X:00.000	223.6	1:27.942	X:00.000				
4 -			<b>198.8</b>	2:22.095	8 -	24.445	254.7	<b>1:21.479</b>	28.956 196.7 <b>28.512</b> 196.0	2:14.436			
<b>17</b>	<b>Fillip SALAQUARDA</b>			<b>CZE</b>	Dallara Opel-Spiess								
1 -	X:00.000	198.1	2:06.212	34.303	186.8	X:00.000	5 -	25.019	<b>248.2</b>	1:51.009	50.983	3:07.011P	
2 -	26.794	239.4	1:36.901	45.964		2:49.659P	6 -	X:00.000	226.4	1:31.319	29.910	194.5	X:00.000
3 -	3:26.686	235.8	1:30.994	29.858	193.2	X:00.000	7 -	<b>24.910</b>	247.7	<b>1:25.185</b>	<b>29.078</b>	<b>196.0</b>	<b>2:19.173</b>
4 -	26.099	238.9	1:37.559	31.547	192.8	2:35.205							
<b>18</b>	<b>Rodolfo AVILA</b>			<b>MAC</b>	Dallara Mercedes HWA								
1 -				X:00.000P	6 -			196.7	2:20.868				
2 -			193.5	3:27.993	7 -				3:18.357P				
3 -			194.5	2:21.852	8 -	X:00.000	215.5	1:31.900	X:00.000				
4 -			<b>197.4</b>	<b>2:18.723</b>	9 -	24.895	<b>253.5</b>	<b>1:26.331</b>	<b>28.883</b>	197.0	2:20.109		
5 -			196.0	2:19.363									
<b>19</b>	<b>Paolo MONTIN</b>			<b>ITA</b>	Dallara Honda-Mugen/NB								
1 -	X:00.000	194.9	1:33.849	30.231	190.4	X:00.000	6 -	24.577	252.9	1:25.348	28.471	198.8	2:18.396
2 -	25.000	248.8	1:25.368	28.914	196.0	2:19.282	7 -	26.864	179.1	1:48.408	53.683		3:08.955P
3 -	24.813	251.1	1:22.097	28.666	198.5	2:15.576	8 -	X:00.000	234.7	1:36.812	29.178	198.1	X:00.000
4 -	24.603	251.1	1:23.268	28.434	199.2	2:16.305	9 -	24.619	252.3	<b>1:21.298</b>	<b>28.357</b>	<b>199.6</b>	<b>2:14.274</b>
5 -	24.540	252.9	1:25.398	28.700	198.8	2:18.638							
<b>20</b>	<b>Kohei HIRATE</b>			<b>JPN</b>	Dallara Opel-Spiess								
1 -			192.8	X:00.000	5 -			194.9	2:15.831				
2 -			195.2	2:20.247	6 -				2:35.213P				
3 -			196.7	2:18.501	7 -	X:00.000	243.7	1:31.955	X:00.000				
4 -			197.4	<b>2:15.796</b>	8 -	<b>24.659</b>	<b>251.7</b>	<b>1:22.736</b>	<b>28.680</b>	<b>198.1</b>	2:16.075		
<b>21</b>	<b>Steven KANE</b>			<b>GBR</b>	Lola Honda-Mugen/NB								
1 -	X:00.000	232.7	1:41.429	30.667	191.8	X:00.000	4 -	24.684	251.1	<b>1:24.167</b>	29.197	<b>198.1</b>	2:18.048
2 -	25.525	245.4	1:27.335	46.342		2:39.202P	5 -	23.931	255.9	1:24.768	<b>29.151</b>	196.7	<b>2:17.850</b>
3 -	1:07.979	248.8	1:29.365	29.196	196.3	3:06.540							
<b>22</b>	<b>Stephen JELLEY</b>			<b>GBR</b>	Dallara Opel-Spiess								
1 -	X:00.000	235.2	1:34.545	30.361	193.5	X:00.000	6 -	24.289	<b>258.9</b>	1:27.341	30.063	194.5	2:21.693
2 -	24.563	253.5	1:26.958	29.242	197.0	2:20.763	7 -	24.450	255.3	1:39.429	51.569		2:55.448P
3 -	24.398	254.1	1:24.178	28.780	198.1	2:17.356	8 -	X:00.000	242.6	2:11.223	43.771		X:00.000P
4 -	24.326	255.9	<b>1:22.821</b>	<b>28.592</b>	<b>198.5</b>	<b>2:15.739</b>	9 -	1:37.377	232.7	1:27.587	28.975	197.4	3:33.939
5 -	<b>24.236</b>	255.3	1:40.875	32.298	193.8	2:37.409							
<b>23</b>	<b>Michael HO</b>			<b>MAC</b>	Dallara Toyota-Tom's								
1 -	X:00.000	194.2	1:38.621	33.866	189.1	X:00.000	6 -	24.818	248.8	1:25.854	29.382	<b>196.7</b>	2:20.054
2 -	26.919	225.9	1:32.496	30.237	192.8	2:29.652	7 -	<b>24.743</b>	<b>251.7</b>	2:05.766	1:02.517		3:33.026P
3 -	25.022	248.8	1:26.296	29.214	195.6	2:20.532	8 -	X:00.000	183.0	1:31.561	30.033	192.1	X:00.000
4 -	24.888	250.0	1:26.669	29.879	196.0	2:21.436	9 -	24.988	248.8	1:25.098	29.442	193.8	2:19.528
5 -	24.883	248.8	<b>1:24.745</b>	<b>29.163</b>	195.6	<b>2:18.791</b>							

Weather/Track: Sunny/Dry

 Circuito Da Guia  
 Circuit Length = 6.1200 km.  
 Start: 09:55 End: 10:30

**FIA Intercontinental Cup for Formula 3  
FREE PRACTICE 2 - SECTOR ANALYSIS**

(contd.)

<b>24</b>	<b>Danny WATTS</b>			<b>GBR</b>	<b>Dallara Toyota-Tom's</b>								
1 -			194.5	X:00.000	5 -			198.8	2:15.174				
2 -			196.0	2:23.261	6 -				2:41.115P				
3 -			197.0	2:18.584	7 -	X:00.000	240.5	1:27.356	X:00.000				
4 -			198.1	2:17.052	8 -	24.576	252.9	1:22.003	29.312 196.7 28.424 198.8				
<b>26</b>	<b>Daisuke IKEDA</b>			<b>JPN</b>	<b>Dallara Toyota-Tom's</b>								
1 -			188.1	X:00.000	6 -				2:37.114P				
2 -			193.2	2:24.337	7 -	X:00.000	243.2	1:27.438	X:00.000				
3 -			192.8	2:19.843	8 -	25.025	246.0	1:24.190	29.352 193.8 29.244 194.5				
4 -			195.6	2:17.440	9 -	24.933	248.2	1:23.035	2:18.459				
5 -			196.3	2:18.957					28.766 198.5 <b>2:16.734</b>				
<b>27</b>	<b>Taku BAMBA</b>			<b>JPN</b>	<b>Dallara Toyota-Tom's</b>								
1 -	X:00.000	234.2	1:30.857	29.932	194.2	X:00.000	6 -	24.504	250.5	1:27.284	29.132	196.3	2:20.920
2 -	24.955	247.7	1:25.088	29.316	195.6	2:19.359	7 -	24.653	251.7	1:24.876	43.910		2:33.439P
3 -	24.567	252.3	1:24.159	29.170	196.3	2:17.896	8 -	X:00.000	234.7	2:02.439	29.123	196.7	X:00.000
4 -	24.596	253.5	1:23.534	29.158	195.2	<b>2:17.288</b>	9 -	24.383	255.3	1:25.236	28.816	196.3	2:18.435
5 -	24.589	251.7	1:28.613	29.952	196.7	2:23.154							
<b>28</b>	<b>Bruno SENNA</b>			<b>BRA</b>	<b>Dallara Honda-Mugen/NB</b>								
1 -	X:00.000	228.8	1:35.086	31.943	192.5	X:00.000	4 -	24.796	250.0	1:22.186	28.846	196.0	2:15.828
2 -	24.769	251.7	1:26.876	29.453	194.2	2:21.098	5 -	24.702	250.0	1:26.338	29.556	193.8	2:20.596
3 -	24.747	251.1	1:26.093	28.925	196.3	2:19.765	6 -	24.541	232.7	1:28.350	29.561	198.1	2:22.452
<b>29</b>	<b>Jo MERSZEI</b>			<b>MAC</b>	<b>Dallara Honda-Mugen/NB</b>								
1 -	X:00.000	160.7	2:01.233	39.836	180.0	X:00.000	5 -	25.113	240.5	1:43.735	36.112	188.1	2:44.960
2 -	30.870	183.6	1:43.880	34.470	186.5	2:49.220	6 -	25.230	233.7	1:48.592	53.933		3:07.755P
3 -	25.852	197.8	1:43.878	32.280	188.8	2:42.010	7 -	X:00.000	180.6	1:46.393	38.838	189.8	X:00.000
4 -	25.466	224.0	1:37.548	32.226	191.4	2:35.240	8 -	25.160	246.5	1:33.742	31.308	188.8	2:30.210
<b>30</b>	<b>Karl REINDLER</b>			<b>AUS</b>	<b>Dallara Honda-Mugen/NB</b>								
1 -	X:00.000	233.7	1:33.610	31.267	191.1	X:00.000	6 -	24.596	251.1	1:33.284	30.232	197.4	2:28.112
2 -	24.875	247.7	1:25.977	29.383	195.2	2:20.235	7 -	24.475	257.1	1:50.369	47.045		3:01.889P
3 -	24.899	248.8	1:23.815	29.048	197.0	2:17.762	8 -	X:00.000	240.0	1:31.969	34.539	195.6	X:00.000
4 -	24.792	250.5	1:22.485	28.786	197.8	2:16.063	9 -	24.203	256.5	1:25.537	28.978	198.5	2:18.718
5 -	24.687	250.0	1:22.198	28.695	198.5	2:15.580							
<b>32</b>	<b>CHEONG Lou Meng</b>			<b>MAC</b>	<b>Dallara Honda-Mugen/NB</b>								
1 -	X:00.000	196.3	1:34.333	31.283	191.8	X:00.000	6 -	24.310	257.1	1:26.545	29.150	196.3	2:20.005
2 -	24.852	247.7	1:29.396	30.055	192.5	2:24.303	7 -	24.709	250.5	2:03.290	1:03.211		3:31.210P
3 -	24.893	249.4	1:27.332	30.083	194.2	2:22.308	8 -	X:00.000	242.6	1:58.187	30.213	191.4	X:00.000
4 -	24.883	248.8	1:29.246	31.578	194.5	2:25.707	9 -	24.938	247.7	1:25.698	29.380	194.2	2:20.016
5 -	24.319	235.2	1:27.047	30.017	194.9	2:21.383							
<b>33</b>	<b>LEI Kit Meng</b>			<b>MAC</b>	<b>Dallara Opel-Spiess</b>								
1 -	X:00.000	218.6	1:44.350	34.673	180.9	X:00.000	5 -	25.077	247.1	1:30.614	31.442	191.1	2:27.133
2 -	27.561	233.7	1:35.721	32.012	186.8	2:35.294	6 -	24.955	248.2	1:30.822	31.010	190.4	2:26.787
3 -	25.663	243.2	1:34.423	31.934	181.8	2:32.020	7 -	26.882	247.1	2:04.972	58.977		3:30.831P
4 -	27.276	238.9	1:34.603	32.545	190.1	2:34.424							

Weather/Track: Sunny/Dry

 Circuito Da Guia  
 Circuit Length = 6.1200 km.  
 Start: 09:55 End: 10:30



## FIA Intercontinental Cup for Formula 3

### FREE PRACTICE 2- SPEED TRAP - FINISH LINE

POS	NO	CL	DRIVER	NAT	CAR	KPH
1	1		Loic DUVAL	FRA	Dallara Mercedes-HWA	201.4
2	2		Sebastian VETTEL	GER	Dallara Mercedes-HWA	201.1
3	5		Robert KUBICA	POL	Dallara Honda-Mugen/NB	200.7
4	8		Lucas di GRASSI	BRA	Dallara Mercedes-HWA	200.7
5	7		Christian BAKKERUD	DEN	Dallara Honda-Mugen/NB	200.3
6	9		Mike CONWAY	GBR	Dallara Mercedes-HWA	199.6
7	19		Paolo MONTIN	ITA	Dallara Honda-Mugen/NB	199.6
8	6		Charlie KIMBALL	USA	Dallara Honda-Mugen/NB	199.6
9	10		Naoki YOKOMIZO	JPN	Dallara Nissan-Tomei	199.2
10	4		Kazuki NAKAJIMA	JPN	Dallara Toyota-Tom's	198.8
11	24		Danny WATTS	GBR	Dallara Toyota-Tom's	198.8
12	16		Fabio CARBONE	BRA	SLC Opel-Spiess	198.8
13	14		Romain GROSJEAN	FRA	Dallara Opel-Spiess	198.8
14	26		Daisuke IKEDA	JPN	Dallara Toyota-Tom's	198.5
15	30		Karl REINDLER	AUS	Dallara Honda-Mugen/NB	198.5
16	22		Stephen JELLEY	GBR	Dallara Opel-Spiess	198.5
17	20		Kohei HIRATE	JPN	Dallara Opel-Spiess	198.1
18	28		Bruno SENNA	BRA	Dallara Honda-Mugen/NB	198.1
19	21		Steven KANE	GBR	Lola Honda-Mugen/NB	198.1
20	3		Joao P de OLIVEIRA	BRA	Dallara Toyota-Tom's	198.1
21	11		Franck PERERA	FRA	Dallara Opel-Spiess	197.8
22	12		Dan CLARKE	GBR	Dallara Opel-Spiess	197.4
23	18		Rodolfo AVILA	MAC	Dallara Mercedes HWA	197.4
24	15		Guillaume MOREAU	FRA	Dallara Opel-Spiess	197.0
25	23		Michael HO	MAC	Dallara Toyota-Tom's	196.7
26	27		Taku BAMBA	JPN	Dallara Toyota-Tom's	196.7
27	32		CHEONG Lou Meng	MAC	Dallara Honda-Mugen/NB	196.3
28	17		Fillip SALAQUARDA	CZE	Dallara Opel-Spiess	196.0
29	29		Jo MERSZEI	MAC	Dallara Honda-Mugen/NB	191.4
30	33		LEI Kit Meng	MAC	Dallara Opel-Spiess	191.1

Weather/Track: Sunny/Dry

Circuito Da Guia  
 Circuit Length = 6.1200 km.  
 Start: 09:55 End: 10:30





## FIA Intercontinental Cup for Formula 3

### FREE PRACTICE 2- SPEED TRAP - SECTOR 1

(contd.)

POS	NO	CL	DRIVER	NAT	CAR	KPH
1	8		Lucas di GRASSI	BRA	Dallara Mercedes-HWA	263.4
2	1		Loic DUVAL	FRA	Dallara Mercedes-HWA	262.1
3	3		Joao P de OLIVEIRA	BRA	Dallara Toyota-Tom's	262.1
4	6		Charlie KIMBALL	USA	Dallara Honda-Mugen/NB	261.5
5	5		Robert KUBICA	POL	Dallara Honda-Mugen/NB	260.2
6	22		Stephen JELLEY	GBR	Dallara Opel-Spiess	258.9
7	9		Mike CONWAY	GBR	Dallara Mercedes-HWA	258.3
8	4		Kazuki NAKAJIMA	JPN	Dallara Toyota-Tom's	257.7
9	21		Steven KANE	GBR	Lola Honda-Mugen/NB	257.7
10	12		Dan CLARKE	GBR	Dallara Opel-Spiess	257.1
11	30		Karl REINDLER	AUS	Dallara Honda-Mugen/NB	257.1
12	32		CHEONG Lou Meng	MAC	Dallara Honda-Mugen/NB	257.1
13	14		Romain GROSJEAN	FRA	Dallara Opel-Spiess	257.1
14	10		Naoki YOKOMIZO	JPN	Dallara Nissan-Tomei	256.5
15	16		Fabio CARBONE	BRA	SLC Opel-Spiess	255.9
16	27		Taku BAMBA	JPN	Dallara Toyota-Tom's	255.3
17	7		Christian BAKKERUD	DEN	Dallara Honda-Mugen/NB	255.3
18	2		Sebastian VETTEL	GER	Dallara Mercedes-HWA	255.3
19	19		Paolo MONTIN	ITA	Dallara Honda-Mugen/NB	253.5
20	18		Rodolfo AVILA	MAC	Dallara Mercedes HWA	253.5
21	11		Franck PERERA	FRA	Dallara Opel-Spiess	253.5
22	15		Guillaume MOREAU	FRA	Dallara Opel-Spiess	252.9
23	24		Danny WATTS	GBR	Dallara Toyota-Tom's	252.9
24	20		Kohei HIRATE	JPN	Dallara Opel-Spiess	251.7
25	23		Michael HO	MAC	Dallara Toyota-Tom's	251.7
26	28		Bruno SENNA	BRA	Dallara Honda-Mugen/NB	251.7
27	26		Daisuke IKEDA	JPN	Dallara Toyota-Tom's	248.2
28	17		Fillip SALAQUARDA	CZE	Dallara Opel-Spiess	248.2
29	33		LEI Kit Meng	MAC	Dallara Opel-Spiess	248.2
30	29		Jo MERSZEI	MAC	Dallara Honda-Mugen/NB	246.5

Weather/Track: Sunny/Dry

Circuito Da Guia  
 Circuit Length = 6.1200 km.  
 Start: 09:55 End: 10:30



# FIA Intercontinental Cup for Formula 3

## Free Practice 2 - Best Sector Times Report

Timing Bulletin 48

POS	NO	SECTOR 1		SECTOR 2		SECTOR 3		IDEAL/BEST LAP COMPARISON							
		TIME	LAP	NO	TIME	LAP	NO	TIME	LAP	NO	NAME	IDEAL	BEST	LAP	DIFF
1	8	23.782	5	9	1:20.434	5	1	28.072	4	9	CONWAY	2:12.494	2:12.749	5	+ 0.255
2	1	23.847	4	3	1:20.532	5	9	28.098	9	3	OLIVEIRA	2:12.683	2:12.708	5	+ 0.025
3	3	23.884	5	11	1:20.560	5	8	28.143	5	1	DUVAL	2:13.010	2:13.010	4	+ 0.000
4	21	23.931	5	10	1:20.652	8	2	28.168	7	8	GRASSI	2:13.120	2:13.720	9	+ 0.600
5	9	23.962	5	5	1:20.670	5	3	28.267	9	10	YOKOMIZO	2:13.338	2:13.876	8	+ 0.538
6	12	24.018	9	12	1:21.063	9	4	28.274	9	11	PERERA	2:13.363	2:13.535	5	+ 0.172
7	6	24.037	3	1	1:21.091	4	19	28.357	9	5	KUBICA	2:13.463	2:13.463	5	+ 0.000
8	2	24.047	4	8	1:21.195	9	10	28.377	8	12	CLARKE	2:13.773	2:13.979	9	+ 0.206
9	5	24.120	5	15	1:21.241	5	11	28.387	5	2	VETTEL	2:13.873	2:14.355	7	+ 0.482
10	30	24.203	9	19	1:21.298	9	6	28.413	9	6	KIMBALL	2:13.981	2:14.228	4	+ 0.247
11	22	24.236	5	7	1:21.417	4	24	28.424	8	7	BAKKERUD	2:14.181	2:14.297	4	+ 0.116
12	4	24.272	9	16	1:21.479	8	7	28.454	4	19	MONTIN	2:14.195	2:14.274	9	+ 0.079
13	10	24.309	6	6	1:21.531	4	16	28.512	8	15	MOREAU	2:14.416	2:14.536	5	+ 0.120
14	7	24.310	3	2	1:21.658	7	22	28.592	4	16	CARBONE	2:14.436	2:14.305	3	+ 0.131
15	32	24.310	6	24	1:22.003	8	15	28.658	4	4	NAKAJIMA	2:14.551	2:14.551	9	+ 0.000
16	14	24.324	6	4	1:22.005	9	14	28.664	5	24	WATTS	2:15.003	2:15.003	8	+ 0.000
17	27	24.383	9	14	1:22.124	5	5	28.673	5	30	REINDLER	2:15.096	2:15.580	5	+ 0.484
18	11	24.416	7	28	1:22.186	4	20	28.680	8	14	GROSJEAN	2:15.112	2:15.238	5	+ 0.126
19	16	24.445	8	30	1:22.198	5	12	28.692	6	28	SENNA	2:15.573	2:15.828	4	+ 0.255
20	15	24.517	5	20	1:22.736	8	30	28.695	5	22	JELLEY	2:15.649	2:15.739	4	+ 0.090
21	19	24.540	5	22	1:22.821	4	26	28.766	9	20	HIRATE	2:16.075	2:15.796	4	+ 0.279
22	28	24.541	6	26	1:23.035	9	27	28.816	9	27	BAMBA	2:16.733	2:17.288	4	+ 0.555
23	24	24.576	8	27	1:23.534	4	28	28.846	4	26	IKEDA	2:16.734	2:16.734	9	+ 0.000
24	20	24.659	8	21	1:24.167	4	18	28.883	9	21	KANE	2:17.249	2:17.850	5	+ 0.601
25	23	24.743	7	23	1:24.745	5	17	29.078	7	23	HO	2:18.651	2:18.791	5	+ 0.140
26	18	24.895	9	17	1:25.185	7	32	29.150	6	32	CHEONG	2:19.158	2:20.005	6	+ 0.847
27	17	24.910	7	32	1:25.698	9	21	29.151	5	17	SALAUARD	2:19.173	2:19.173	7	+ 0.000
28	26	24.933	9	18	1:26.331	9	23	29.163	5	18	AVILA	2:20.109	2:18.723	4	+ 1.386
29	33	24.955	6	33	1:30.614	5	33	31.010	6	33	LEI	2:26.579	2:26.787	6	+ 0.208
30	29	25.113	5	29	1:33.742	8	29	31.308	8	29	MERSZEI	2:30.163	2:30.210	8	+ 0.047

'Perfect Lap' - 2:12.288



Circuit Length - 6.1200 kilometres  
Circuito Da Guia  
Macau


Weather/Track: Sunny/Dry

Printed at 10:37, Friday, 18 November, 2005

© MST Systems Ltd, 2005 (www.mstworld.com)

Page 1





## BULLETIN TK062

### FIA Intercontinental Cup for Formula 3 QUALIFYING 2

POS	NO	CL	DRIVER	NAT	CAR	TIME	LAPS	GAP	KPH
1	1		Loic DUVAL	FRA	Dallara Mercedes-HWA	2:11.348	17		167.73
2	8		Lucas di GRASSI	BRA	Dallara Mercedes-HWA	2:11.913	17	0.565	167.01
3	5		Robert KUBICA	POL	Dallara Honda-Mugen/NB	2:12.163	18	0.815	166.70
4	9		Mike CONWAY	GBR	Dallara Mercedes-HWA	2:12.254	9	0.906	166.58
5	11		Franck PERERA	FRA	Dallara Opel-Spiess	2:13.228	18	1.880	165.37
6	19		Paolo MONTIN	ITA	Dallara Honda-Mugen/NB	2:13.236	17	1.888	165.36
7	3		Joao P de OLIVEIRA	BRA	Dallara Toyota-Tom's	2:13.247	14	1.899	165.34
8	4		Kazuki NAKAJIMA	JPN	Dallara Toyota-Tom's	2:13.273	16	1.925	165.31
9	15		Guillaume MOREAU	FRA	Dallara Opel-Spiess	2:13.337	17	1.989	165.23
10	10		Naoki YOKOMIZO	JPN	Dallara Nissan-Tomei	2:13.515	15	2.167	165.01
11	2		Sebastian VETTEL	GER	Dallara Mercedes-HWA	2:13.593	17	2.245	164.91
12	6		Charlie KIMBALL	USA	Dallara Honda-Mugen/NB	2:14.000	13	2.652	164.41
13	24		Danny WATTS	GBR	Dallara Toyota-Tom's	2:14.031	17	2.683	164.38
14	7		Christian BAKKERUD	DEN	Dallara Honda-Mugen/NB	2:14.127	16	2.779	164.26
15	20		Kohei HIRATE	JPN	Dallara Opel-Spiess	2:14.280	18	2.932	164.07
16	30		Karl REINDLER	AUS	Dallara Honda-Mugen/NB	2:14.283	18	2.935	164.07
17	27		Taku BAMBA	JPN	Dallara Toyota-Tom's	2:14.728	17	3.380	163.52
18	12		Dan CLARKE	GBR	Dallara Opel-Spiess	2:14.768	14	3.420	163.48
19	16		Fabio CARBONE	BRA	SLC Opel-Spiess	2:14.806	2	3.458	163.43
20	14		Romain GROSJEAN	FRA	Dallara Opel-Spiess	2:15.068	17	3.720	163.11
21	22		Stephen JELLEY	GBR	Dallara Opel-Spiess	2:15.083	19	3.735	163.10
22	26		Daisuke IKEDA	JPN	Dallara Toyota-Tom's	2:15.891	17	4.543	162.13
23	21		Steven KANE	GBR	Lola Honda-Mugen/NB	2:16.052	11	4.704	161.93
24	18		Rodolfo AVILA	MAC	Dallara Mercedes HWA	2:17.219	15	5.871	160.56
25	28		Bruno SENNA	BRA	Dallara Honda-Mugen/NB	2:17.461	3	6.113	160.27
26	17		Fillip SALAQUARDA	CZE	Dallara Opel-Spiess	2:17.574	5	6.226	160.14
27	23		Michael HO	MAC	Dallara Toyota-Tom's	2:18.117	16	6.769	159.51
28	32		CHEONG Lou Meng	MAC	Dallara Honda-Mugen/NB	2:19.887	8	8.539	157.49
29	33		LEI Kit Meng	MAC	Dallara Opel-Spiess	2:22.670	15	11.322	154.42
30	29		Jo MERSZEI	MAC	Dallara Honda-Mugen/NB	2:27.415	14	16.067	149.45

Weather/Track: Sunny/Dry


Circuito Da Guia  
Circuit Length = 6.1200 km.  
Start: 14:00 End: 15:03

**mst** UNISYS

Race Director:

Steward:

Timekeeper:



## BULLETIN TK085

### FIA Intercontinental Cup for Formula 3 QUALIFYING 2 - AMENDED

POS	NO	CL	DRIVER	NAT	CAR	TIME	LAPS	GAP	KPH
1	1		Loic DUVAL	FRA	Dallara Mercedes-HWA	2:11.348	17		167.73
2	5		Robert KUBICA	POL	Dallara Honda-Mugen/NB	2:12.163	18	0.815	166.70
3	9		Mike CONWAY	GBR	Dallara Mercedes-HWA	2:12.254	9	0.906	166.58
4	19		Paolo MONTIN	ITA	Dallara Honda-Mugen/NB	2:13.236	17	1.888	165.36
5	3		Joao P de OLIVEIRA	BRA	Dallara Toyota-Tom's	2:13.247	14	1.899	165.34
6	4		Kazuki NAKAJIMA	JPN	Dallara Toyota-Tom's	2:13.273	16	1.925	165.31
7	15		Guillaume MOREAU	FRA	Dallara Opel-Spiess	2:13.337	17	1.989	165.23
8	10		Naoki YOKOMIZO	JPN	Dallara Nissan-Tomei	2:13.515	15	2.167	165.01
9	2		Sebastian VETTEL	GER	Dallara Mercedes-HWA	2:13.593	17	2.245	164.91
10	6		Charlie KIMBALL	USA	Dallara Honda-Mugen/NB	2:14.000	13	2.652	164.41
11	24		Danny WATTS	GBR	Dallara Toyota-Tom's	2:14.031	17	2.683	164.38
12	7		Christian BAKKERUD	DEN	Dallara Honda-Mugen/NB	2:14.127	16	2.779	164.26
13	20		Kohei HIRATE	JPN	Dallara Opel-Spiess	2:14.280	18	2.932	164.07
14	8		Lucas di GRASSI	BRA	Dallara Mercedes-HWA	2:14.401	17	3.053	163.92
15	27		Taku BAMBA	JPN	Dallara Toyota-Tom's	2:14.728	17	3.380	163.52
16	12		Dan CLARKE	GBR	Dallara Opel-Spiess	2:14.768	14	3.420	163.48
17	30		Karl REINDLER	AUS	Dallara Honda-Mugen/NB	2:14.806	18	3.458	163.43
18	16		Fabio CARBONE	BRA	SLC Opel-Spiess	2:14.806	2	3.458	163.43
19	14		Romain GROSJEAN	FRA	Dallara Opel-Spiess	2:15.068	17	3.720	163.11
20	22		Stephen JELLEY	GBR	Dallara Opel-Spiess	2:15.083	19	3.735	163.10
21	11		Franck PERERA	FRA	Dallara Opel-Spiess	2:15.418	18	4.070	162.69
22	26		Daisuke IKEDA	JPN	Dallara Toyota-Tom's	2:15.891	17	4.543	162.13
23	21		Steven KANE	GBR	Lola Honda-Mugen/NB	2:16.052	11	4.704	161.93
24	18		Rodolfo AVILA	MAC	Dallara Mercedes HWA	2:17.219	15	5.871	160.56
25	28		Bruno SENNA	BRA	Dallara Honda-Mugen/NB	2:17.461	3	6.113	160.27
26	17		Fillip SALAQUARDA	CZE	Dallara Opel-Spiess	2:17.574	5	6.226	160.14
27	23		Michael HO	MAC	Dallara Toyota-Tom's	2:18.117	16	6.769	159.51
28	32		CHEONG Lou Meng	MAC	Dallara Honda-Mugen/NB	2:19.887	8	8.539	157.49
29	33		LEI Kit Meng	MAC	Dallara Opel-Spiess	2:22.670	15	11.322	154.42
30	29		Jo MERSZEI	MAC	Dallara Honda-Mugen/NB	2:27.415	14	16.067	149.45

Cars 8, 11, 30 - 2 best laptimes disallowed as per Stewards Decisions 11, 12, 13  
Weather/Track : Sunny/Dry

Circuito Da Guia  
Circuit Length = 6.1200 km.  
Start: 14:00 End: 15:03

**mst** UNISYS

Race Director:

Steward:

Timekeeper:

**FIA Intercontinental Cup for Formula 3  
QUALIFYING 2 - SECTOR ANALYSIS**

<b>1</b>		<b>Loic DUVAL</b>		<b>FRA</b>		<b>Dallara Mercedes-HWA</b>					
1	X:00.000	236.3	1:29.201	30.482	196.3	X:00.000	<b>10 - 23.943</b> 258.9	1:36.546	39.496	179.4	2:39.985
2	24.465	255.9	1:21.827	30.783	195.6	2:17.075	<b>11 - 38.146</b> 97.6	1:59.916	48.329	195.6	3:26.391
3	24.139	<b>263.4</b>	1:20.633	28.620	199.6	2:13.392	<b>12 - 24.606</b> 229.2	1:22.033	28.460	<b>200.7</b>	2:15.099
4	24.014	255.9	1:41.563	54.179		<b>2:59.756P</b>	<b>13 - 24.053</b> 254.7	<b>1:19.351</b>	<b>27.944</b>	200.3	<b>2:11.348</b>
5	8:23.130	244.3	1:23.195	30.532	196.0	X:00.000	<b>14 - 24.210</b> 255.9	2:09.089	54.515		3:27.814P
6	24.394	254.7	2:55.136	51.592		4:11.122P	<b>15 - 6:32.463</b> 249.4	1:22.455	28.422	199.6	X:00.000
7	4:38.027	198.1	1:24.392	28.549	198.8	X:00.000	<b>16 - 24.286</b> 254.1	1:21.345	30.651	199.2	2:16.282
8	24.377	254.7	1:20.224	28.172	198.8	2:12.773	<b>17 - 24.332</b> 254.7	1:19.442	50.684		2:34.458P
9	24.266	257.1	1:20.636	29.520	200.3	2:14.422					
<b>2</b>		<b>Sebastian VETTEL</b>		<b>GER</b>		<b>Dallara Mercedes-HWA</b>					
1	X:00.000	190.8	1:33.554	31.111	194.9	X:00.000	<b>10 - 24.010</b> 255.9	1:23.895	29.444	198.5	2:17.349
2	24.458	251.1	1:23.900	29.991	195.6	2:18.349	<b>11 - 33.491</b> 153.1	2:07.829	40.904	126.3	3:22.224
3	24.594	252.9	1:21.562	<b>28.275</b>	199.6	2:14.431	<b>12 - 39.629</b> 140.6	1:33.988	28.591	199.2	2:42.208
4	24.383	254.1	1:27.489	49.469		2:41.341P	<b>13 - 24.393</b> 255.3	1:21.976	28.839	<b>200.0</b>	2:15.208
5	8:44.555	246.0	1:26.714	30.463	199.6	X:00.000	<b>14 - 24.360</b> 254.1	2:08.374	52.110		3:24.844P
6	24.208	255.9	2:30.184	1:04.899		3:59.291P	<b>15 - 6:28.688</b> 251.1	1:29.629	29.445	<b>200.0</b>	X:00.000
7	4:29.569	199.6	1:26.011	28.824	198.8	X:00.000	<b>16 - 24.250</b> <b>257.1</b>	<b>1:20.294</b>	29.584	<b>200.0</b>	2:14.128
8	24.401	253.5	1:20.532	28.660	192.8	<b>2:13.593</b>	<b>17 - 24.291</b> 255.9	1:23.868	48.114		2:36.273P
9	24.479	254.7	1:22.633	28.609	199.6	2:15.721					
<b>3</b>		<b>Joao P de OLIVEIRA</b>		<b>BRA</b>		<b>Dallara Toyota-Tom's</b>					
1	X:00.000	228.8	1:27.554	29.310	197.4	X:00.000	<b>8 - 24.010</b> 257.7	<b>1:20.784</b>	<b>28.453</b>	198.5	<b>2:13.247</b>
2	<b>23.819</b>	<b>262.7</b>	1:27.398	33.846	197.4	2:25.063	<b>9 - 24.256</b> 256.5	1:23.618	33.934	198.5	2:21.808
3	24.104	261.5	1:23.482	28.459	197.8	2:16.045	<b>10 - 24.129</b> 260.2	1:28.779	33.791	188.8	2:26.699
4	24.259	257.1	1:24.108	57.986		2:46.353P	<b>11 - 28.953</b> 182.7	1:49.559	56.131		3:14.643P
5	8:42.330	177.3	1:31.476	33.128	196.7	X:00.000	<b>12 - 3:19.257</b> 164.8	1:30.293	29.000	196.7	X:00.000
6	24.550	252.9	2:25.763	1:04.132		3:54.445P	<b>13 - 24.494</b> 253.5	1:20.839	1:00.779		2:46.112P
7	3:49.321	164.6	1:31.987	30.540	<b>199.2</b>	X:00.000	<b>14 - 7:12.650</b> 229.2	1:33.258	30.098	193.8	X:00.000
<b>4</b>		<b>Kazuki NAKAJIMA</b>		<b>JPN</b>		<b>Dallara Toyota-Tom's</b>					
1	X:00.000	225.4	1:29.549	29.104	195.6	X:00.000	<b>9 - 24.322</b> 254.7	1:21.103	28.232	198.8	2:13.657
2	24.419	255.9	1:27.564	30.231	198.8	2:22.214	<b>10 - 24.271</b> 255.9	1:23.161	41.673		2:29.105P
3	24.236	257.7	1:24.645	28.610	198.1	2:17.491	<b>11 - 5:32.004</b> 232.7	1:31.533	29.056	197.0	X:00.000
4	<b>24.223</b>	257.1	1:26.541	54.479		2:45.243P	<b>12 - 24.463</b> 254.7	1:24.499	29.911	197.8	2:18.873
5	8:21.517	246.5	1:24.813	30.946	197.4	X:00.000	<b>13 - 24.398</b> 254.1	2:01.528	57.107		3:23.033P
6	24.246	257.7	2:24.584	1:02.364		3:51.194P	<b>14 - 5:33.215</b> 252.3	1:33.200	29.558	196.7	X:00.000
7	4:11.668	250.0	1:29.154	28.713	196.7	X:00.000	<b>15 - 24.270</b> 257.1	<b>1:20.789</b>	<b>28.214</b>	<b>199.2</b>	<b>2:13.273</b>
8	24.462	254.7	1:21.587	28.422	198.5	2:14.471	<b>16 - 24.038</b> <b>260.8</b>	1:26.501	46.109		2:36.648P
<b>5</b>		<b>Robert KUBICA</b>		<b>POL</b>		<b>Dallara Honda-Mugen/NB</b>					
1	X:00.000	240.0	1:32.187	31.352	195.2	X:00.000	<b>10 - 24.379</b> 254.1	1:28.743	42.298		2:35.420P
2	24.630	251.1	1:21.090	28.750	196.7	2:14.470	<b>11 - 2:25.484</b> 190.1	1:39.621	41.735	191.8	4:46.840
3	24.319	256.5	1:24.692	29.881	197.4	2:18.892	<b>12 - 24.756</b> 251.1	1:22.316	31.793	197.4	2:18.865
4	24.231	255.3	1:41.642	54.528		3:00.401P	<b>13 - 24.485</b> 252.9	<b>1:19.385</b>	28.293	198.5	<b>2:12.163</b>
5	7:39.316	246.5	1:23.405	35.604	197.4	X:00.000	<b>14 - 24.427</b> 254.7	2:05.974	57.347		3:27.748P
6	23.989	256.5	2:03.159	57.873		3:25.021P	<b>15 - 5:42.543</b> 242.6	1:29.912	29.715	197.0	X:00.000
7	4:49.384	244.8	1:29.388	32.116	196.3	X:00.000	<b>16 - 24.135</b> 257.7	1:21.417	28.934	<b>199.6</b>	2:14.486
8	24.497	252.3	1:20.513	28.373	198.8	2:13.383	<b>17 - 23.807</b> <b>260.2</b>	1:19.575	28.849	198.8	2:12.231
9	24.385	254.7	1:19.796	<b>28.233</b>	198.8	2:12.414					

**FIA Intercontinental Cup for Formula 3  
QUALIFYING 2 - SECTOR ANALYSIS**

(contd.)

<b>6</b>		<b>Charlie KIMBALL</b>		<b>USA</b>		<b>Dallara Honda-Mugen/NB</b>							
1 - X:00.000	224.0	1:27.853	30.004	196.7	X:00.000	8 - 24.302	255.3	1:23.487	30.030	198.8	2:17.819		
2 -	24.434	252.9	1:22.093	28.765	198.8	2:15.292	9 - <b>23.903</b>	<b>263.4</b>	1:21.751	28.636	198.1	2:14.290	
3 -	24.301	255.9	<b>1:21.161</b>	28.538	198.8	<b>2:14.000</b>	10 -	24.435	253.5	1:23.524	33.339	178.2	2:21.298
4 -	24.155	256.5	1:44.325	58.629		3:07.109P	11 -	34.503	165.1	2:02.596	42.925	164.3	3:20.024
5 -	7:31.827	244.8	1:23.628	30.634	198.1	X:00.000	12 -	35.305	166.6	1:35.742	28.634	198.8	2:39.681
6 -	24.279	254.1	2:11.759	53.683		3:29.721P	13 -	24.489	253.5	1:21.200	<b>28.372</b>	<b>199.2</b>	2:14.061
7 -	5:22.242	236.3	1:26.614	29.314	196.0	X:00.000							
<b>7</b>		<b>Christian BAKKERUD</b>		<b>DEN</b>		<b>Dallara Honda-Mugen/NB</b>							
1 - X:00.000	186.8	1:29.932	29.610	196.3	X:00.000	9 - 2:25.534	195.2	1:37.290	36.679	173.3	4:39.503		
2 -	24.650	251.7	1:23.526	29.018	198.5	2:17.194	10 -	32.492	172.2	1:58.411	44.129	147.3	3:15.032
3 -	24.554	252.9	1:21.408	28.654	197.8	2:14.616	11 -	38.910	121.8	1:29.561	29.538	199.6	2:38.009
4 -	24.442	252.9	1:36.789	1:00.081		3:01.312P	12 -	24.125	258.3	1:23.832	<b>28.548</b>	<b>200.0</b>	2:16.505
5 -	8:02.880	247.1	1:26.077	30.509	198.1	X:00.000	13 -	24.165	256.5	2:12.023	53.260		3:29.448P
6 -	24.159	258.9	2:56.866	49.873		4:10.898P	14 -	6:01.155	235.2	1:34.045	29.763	198.5	X:00.000
7 -	3:48.202	208.0	1:27.911	29.146	197.8	X:00.000	15 -	<b>24.099</b>	<b>263.4</b>	<b>1:21.196</b>	28.832	196.3	<b>2:14.127</b>
8 -	24.483	252.9	1:31.098	59.590		2:55.171P							
<b>8</b>		<b>Lucas di GRASSI</b>		<b>BRA</b>		<b>Dallara Mercedes-HWA</b>							
1 - X:00.000	207.6	1:31.770	29.419	194.9	X:00.000	9 - 24.127	258.3	1:29.726	29.509	198.8	2:23.362		
2 -	<b>24.111</b>	<b>260.8</b>	1:26.159	29.873	197.4	2:20.143	10 -	24.201	256.5	1:36.990	49.580		2:50.771P
3 -	24.146	257.1	1:21.897	<b>28.358</b>	198.5	2:14.401	11 -	1:52.777	163.6	2:01.704	29.034	198.5	4:23.515
4 -	24.183	256.5	1:30.480	56.236		2:50.899P	12 -	24.229	258.9	1:29.337	44.181	195.2	2:37.747
5 -	8:13.391	239.4	1:26.452	29.119	196.7	X:00.000	13 -	24.176	256.5	1:21.516	46.827		2:32.519P
6 -	24.242	256.5	2:43.606	1:02.006		4:09.854P	14 -	7:27.510	250.0	1:30.618	28.775	198.8	X:00.000
7 -	5:13.899	211.7	1:28.282	28.798	198.1	X:00.000	15 -	24.134	256.5	1:27.976	29.252	199.2	2:21.362
8 -	24.267	254.7	1:20.129	28.462	197.4	2:12.858	16 -	23.919	258.3	<b>1:19.548</b>	28.446	<b>200.3</b>	<b>2:11.913</b>
<b>9</b>		<b>Mike CONWAY</b>		<b>GBR</b>		<b>Dallara Mercedes-HWA</b>							
1 - X:00.000	243.2	1:28.788	29.226	194.9	X:00.000	6 - 24.420	254.7	2:02.663	58.264		3:25.347P		
2 -	24.322	<b>257.1</b>	1:30.433	30.124	197.0	2:24.879	7 -	4:44.054	240.0	1:33.847	29.272	197.0	X:00.000
3 -	24.380	254.7	1:22.203	28.235	198.1	2:14.818	8 -	24.387	252.9	1:21.234	<b>28.049</b>	<b>200.3</b>	2:13.670
4 -	24.301	255.9	1:24.711	55.770		2:44.782P	9 -	24.228	255.9	<b>1:19.906</b>	28.120	198.5	<b>2:12.254</b>
5 -	8:13.259	246.5	1:29.177	34.265	196.3	X:00.000							
<b>10</b>		<b>Naoki YOKOMIZO</b>		<b>JPN</b>		<b>Dallara Nissan-Tomei</b>							
1 - X:00.000	230.7	1:30.957	30.042	192.5	X:00.000	8 - 24.642	250.5	<b>1:20.439</b>	28.434	197.0	<b>2:13.515</b>		
2 -	25.097	247.7	1:33.534	53.308		2:51.939P	9 -	<b>24.633</b>	<b>251.7</b>	1:28.883	30.455	196.7	2:23.971
3 -	3:15.353	226.8	2:42.363	1:11.580		X:00.000P	10 -	26.688	231.2	1:37.942	46.680		2:51.310P
4 -	5:40.837	188.4	1:29.287	39.887	192.1	X:00.000	11 -	3:46.911	224.0	1:29.351	44.392	190.8	X:00.000
5 -	24.810	251.1	2:25.524	1:01.800		3:52.134P	12 -	25.272	251.1	1:25.512	1:02.882		2:53.666P
6 -	4:03.873	243.7	1:26.653	28.804	196.0	X:00.000	13 -	7:11.523	212.5	1:36.021	29.900	196.7	X:00.000
7 -	24.720	250.5	1:20.721	<b>28.433</b>	<b>197.4</b>	2:13.874	14 -	24.811	249.4	1:20.772	28.438	196.3	2:14.021

**FIA Intercontinental Cup for Formula 3  
QUALIFYING 2 - SECTOR ANALYSIS**

(contd.)

<b>11 Franck PERERA</b>		<b>FRA</b>		<b>Dallara Opel-Spiess</b>				
1 - X:00.000	181.5	1:36.524	29.574 194.9	X:00.000	10 - 24.585 251.7	1:34.064	43.776 191.8	2:42.425
2 - 24.581	254.1	1:26.188	43.054 194.5	2:33.823	11 - 31.148 150.6	1:59.682	1:04.958 190.1	3:35.788
3 - 24.536	254.7	1:24.198	29.550 194.5	2:18.284	12 - 25.057 247.1	1:21.604	28.757 194.9	2:15.418
4 - 24.588	252.9	1:26.469	55.287	2:46.344P	13 - 24.829 254.7	1:20.539	28.300 196.3	3:13.668
5 - 7:51.335	242.1	1:30.781	30.300 194.9	X:00.000	14 - 24.493 252.9	2:10.916	54.531	3:29.940P
6 - 24.678	252.3	2:14.504	57.865	3:37.047P	15 - 5:48.222 243.7	1:32.774	29.474 197.4	X:00.000
7 - 5:14.332	118.2	1:33.696	32.101 191.4	X:00.000	16 - 24.609 251.1	1:23.516	29.041 195.6	2:17.166
8 - 24.749	250.5	1:25.185	40.771 190.8	2:30.705	17 - 24.399 260.2	1:20.077	28.752 192.5	2:13.228
9 - 25.258	215.5	1:28.571	28.794 196.7	2:22.623				
<b>12 Dan CLARKE</b>		<b>GBR</b>		<b>Dallara Opel-Spiess</b>				
1 - X:00.000	216.0	1:31.864	29.419 194.9	X:00.000	8 - 43.105 135.0	1:29.738	30.870 193.2	2:43.713
2 - 24.445	255.9	1:25.235	32.020 193.8	2:21.700	9 - 24.727 252.9	1:21.497	28.712 196.3	2:14.930
3 - 24.599	254.7	1:21.533	28.636 196.7	2:14.768	10 - 24.320 257.7	2:07.923	51.011	3:23.254P
4 - 24.517	254.7	1:28.631	58.075	2:51.223P	11 - 5:51.027 247.1	1:24.321	29.018 194.2	X:00.000
5 - 7:52.452	250.5	1:29.767	30.100 195.2	X:00.000	12 - 24.804 251.7	1:21.579	28.736 194.5	2:15.119
6 - 24.651	253.5	4:01.409	50.739	X:00.000P	13 - 24.742 251.1	1:21.503	32.678 195.6	2:18.923
7 - X:00.000	141.5	2:13.992	37.462 192.1	X:00.000	14 - 24.689 251.1	1:50.865	54.277	3:09.831P
<b>14 Romain GROSJEAN</b>		<b>FRA</b>		<b>Dallara Opel-Spiess</b>				
1 - X:00.000	147.9	1:36.945	31.999 193.8	X:00.000	10 - 24.508 253.5	1:27.214	31.007 196.0	2:22.729
2 - 25.313	246.5	1:30.610	29.121 196.7	2:25.044	11 - 30.372 146.5	2:10.973	39.989 167.1	3:21.334
3 - 24.719	252.3	1:22.460	28.641 198.1	2:15.820	12 - 41.887 138.8	1:35.110	30.233 198.1	2:47.230
4 - 24.582	252.9	1:25.241	1:04.592	2:54.415P	13 - 24.503 254.1	1:22.611	28.841 197.0	2:15.955
5 - 7:57.038	211.3	1:34.747	29.595 197.8	X:00.000	14 - 24.502 254.1	2:10.916	52.743	3:28.161P
6 - 24.726	251.1	3:12.078	1:04.584	4:41.388P	15 - 6:23.965 206.5	1:26.155	33.372 196.3	X:00.000
7 - 4:23.733	240.5	1:29.982	30.474 195.6	X:00.000	16 - 24.665 252.9	1:21.295	29.108 198.1	2:15.068
8 - 24.672	252.3	1:24.228	30.628 196.7	2:19.528	17 - 24.476 255.9	1:20.688	52.239	2:37.403P
9 - 24.612	251.7	1:29.028	28.785 198.1	2:22.425				
<b>15 Guillaume MOREAU</b>		<b>FRA</b>		<b>Dallara Opel-Spiess</b>				
1 - X:00.000	235.8	1:27.956	30.953 194.5	X:00.000	10 - 26.559 218.6	1:35.506	29.406 195.6	2:31.471
2 - 24.433	255.9	1:22.877	29.111 196.7	2:16.421	11 - 26.139 215.1	1:36.569	49.816 195.2	2:52.524
3 - 24.215	258.3	1:22.518	28.719 196.0	2:15.452	12 - 24.533 254.1	1:22.880	28.538 197.4	2:15.951
4 - 23.898	265.3	1:42.634	57.832	3:04.364P	13 - 24.164 259.6	1:22.369	28.368 197.8	2:14.901
5 - X:00.000	198.8	2:35.101	1:03.465	X:00.000P	14 - 24.080 258.9	2:10.860	55.883	3:30.823P
6 - 3:29.119	222.2	1:27.349	28.969 196.0	X:00.000	15 - 6:01.125 244.8	1:28.164	31.367 197.8	X:00.000
7 - 24.225	261.5	1:24.366	29.038 196.7	2:17.629	16 - 24.383 255.9	1:22.295	29.623 198.1	2:16.301
8 - 24.204	256.5	1:20.758	28.375 197.0	2:13.337	17 - 23.956 259.6	1:20.641	47.864	2:32.461P
9 - 24.429	253.5	1:24.782	29.571 195.6	2:18.782				
<b>16 Fabio CARBONE</b>		<b>BRA</b>		<b>SLC Opel-Spiess</b>				
1 - X:00.000	211.3	1:31.153	29.492 194.2	X:00.000	2 - 24.699 252.3	1:21.457	28.650 196.3	2:14.806
<b>17 Phillip SALAQUARDA</b>		<b>CZE</b>		<b>Dallara Opel-Spiess</b>				
1 - X:00.000	173.0	1:39.909	30.973 188.1	X:00.000	4 - 24.668 252.3	1:31.484	1:01.710	2:57.862P
2 - 26.326	236.8	1:26.539	29.229 195.6	2:22.094	5 - 7:55.225 242.6	1:28.976	29.178 197.0	X:00.000
3 - 24.955	249.4	1:23.710	28.909 196.3	2:17.574				

**FIA Intercontinental Cup for Formula 3  
QUALIFYING 2 - SECTOR ANALYSIS**

(contd.)

<b>18</b>		<b>Rodolfo AVILA</b>		<b>MAC</b>		<b>Dallara Mercedes HWA</b>		
1	X:00.000 226.8	1:31.522	29.946 192.1	X:00.000	9 - 24.807 249.4	1:24.125	28.842 196.7	2:17.774
2	24.690 253.5	1:27.690	29.263 196.0	2:21.643	10 - 24.519 252.9	1:26.853	45.739	2:37.111P
3	24.516 252.3	1:23.805	29.083 197.0	2:17.404	11 - 5:46.958 229.2	1:29.934	29.266 195.6	X:00.000
4	24.661 252.9	1:24.447	46.482	2:35.590P	12 - 24.841 250.0	1:23.390	28.988 197.0	2:17.219
5	8:33.934 242.1	1:28.622	29.381 194.2	X:00.000	13 - 24.731 251.7	2:02.412	1:00.227	3:27.370P
6	24.873 250.5	1:25.356	56.330	2:46.559P	14 - 5:18.781 206.5	1:34.306	29.909 195.6	X:00.000
7	5:33.725 234.7	1:26.799	29.360 194.5	X:00.000	15 - 24.513 254.1	2:06.738	47.284	3:18.535P
8	24.873 250.5	1:24.132	28.989 195.6	2:17.994				
<b>19</b>		<b>Paolo MONTIN</b>		<b>ITA</b>		<b>Dallara Honda-Mugen/NB</b>		
1	X:00.000 234.2	1:32.342	29.590 196.3	X:00.000	9 - 24.411 254.7	1:20.490	28.335 199.2	2:13.236
2	24.305 255.3	1:26.654	28.771 197.0	2:19.730	10 - 23.852 262.1	1:25.466	44.947	2:34.265P
3	24.663 252.9	1:20.474	28.340 198.5	2:13.477	11 - 5:31.637 225.0	1:31.690	30.873 192.1	X:00.000
4	24.467 255.3	1:29.497	57.587	2:51.551P	12 - 25.337 211.7	1:30.458	31.306 196.0	2:27.101
5	8:21.980 231.7	1:27.787	28.871 197.8	X:00.000	13 - 24.139 260.2	1:58.515	58.024	3:20.678P
6	24.546 250.5	1:30.060	53.484	2:48.090P	14 - 5:16.867 244.8	1:27.974	28.496 199.2	X:00.000
7	5:48.928 244.8	1:26.213	28.644 198.1	X:00.000	15 - 24.256 257.7	1:23.459	28.136 201.1	2:15.851
8	24.585 252.9	1:20.404	28.282 199.6	2:13.271	16 - 24.129 253.5	1:20.276	30.878 198.8	2:15.283
<b>20</b>		<b>Kohei HIRATE</b>		<b>JPN</b>		<b>Dallara Opel-Spiess</b>		
1	X:00.000 208.8	1:33.907	30.473 196.0	X:00.000	10 - 24.439 254.1	1:24.617	30.656 197.4	2:19.712
2	24.441 255.3	1:22.816	30.668 196.3	2:17.925	11 - 26.703 203.3	1:46.550	48.955 118.9	3:02.208
3	24.669 251.1	1:23.191	28.623 197.4	2:16.483	12 - 33.899 171.1	1:55.390	28.954 200.3	2:58.243
4	24.479 255.3	1:45.334	58.192	3:08.005P	13 - 24.584 252.3	1:21.301	28.395 197.8	2:14.280
5	8:05.123 242.6	1:26.836	30.674 197.0	X:00.000	14 - 24.727 250.0	1:22.937	50.071	2:37.735P
6	24.635 251.7	2:53.880	51.043	4:09.558P	15 - 7:18.490 246.5	1:28.256	28.568 197.4	X:00.000
7	3:49.514 232.7	1:26.679	29.360 196.3	X:00.000	16 - 24.736 249.4	1:23.083	28.489 196.3	2:16.308
8	24.684 251.7	1:22.436	28.405 199.2	2:15.525	17 - 24.661 257.1	1:22.238	32.258 198.5	2:19.157
9	24.367 255.3	1:23.128	28.440 199.2	2:15.935				
<b>21</b>		<b>Steven KANE</b>		<b>GBR</b>		<b>Lola Honda-Mugen/NB</b>		
1	X:00.000 210.9	1:35.660	30.276 194.5	X:00.000	6 - 34.781 196.3	1:54.324	28.983 196.3	2:58.088
2	24.678 253.5	1:27.005	28.940 197.4	2:20.623	7 - 24.906 248.8	1:23.365	28.667 197.0	2:16.938
3	24.698 250.0	1:22.769	28.585 198.1	2:16.052	8 - 24.678 251.7	1:24.784	1:05.038	2:54.500P
4	24.658 251.1	1:26.991	31.877 180.6	2:23.526	9 - 7:07.163 237.3	1:33.039	29.829 195.6	X:00.000
5	28.787 185.2	1:49.751	46.597 122.5	3:05.135	10 - 24.816 249.4	1:24.341	29.863 197.0	2:19.020
<b>22</b>		<b>Stephen JELLEY</b>		<b>GBR</b>		<b>Dallara Opel-Spiess</b>		
1	X:00.000 221.7	1:36.415	29.982 193.2	X:00.000	11 - 26.453 236.3	1:34.079	30.146 194.5	2:30.678
2	25.339 247.7	1:28.246	29.325 194.2	2:22.910	12 - 26.177 192.8	1:36.930	49.033 190.8	2:52.140
3	24.374 253.5	1:23.708	29.053 196.0	2:17.135	13 - 24.809 251.7	1:23.815	28.558 198.1	2:17.182
4	24.617 252.9	1:24.909	45.976	2:35.502P	14 - 24.392 255.3	1:21.974	28.717 196.7	2:15.083
5	8:31.962 205.3	1:33.336	29.200 197.0	X:00.000	15 - 24.481 254.1	2:10.001	54.795	3:29.277P
6	24.913 250.0	1:25.393	56.969	2:47.275P	16 - 5:12.146 241.0	1:26.962	28.946 196.7	X:00.000
7	5:25.114 230.7	1:30.417	29.071 197.0	X:00.000	17 - 24.721 251.1	1:22.191	28.693 197.0	2:15.605
8	24.714 251.1	1:22.816	28.901 197.8	2:16.431	18 - 24.634 251.1	1:22.620	30.286 198.1	2:17.540
9	24.643 250.5	1:22.530	28.759 196.7	2:15.932	19 - 24.660 250.5	1:41.654	52.823	2:59.137P
10	24.653 250.5	1:27.328	29.055 196.0	2:21.036				

**FIA Intercontinental Cup for Formula 3  
QUALIFYING 2 - SECTOR ANALYSIS**

(contd.)


<b>23</b>	<b>Michael HO</b>			<b>MAC</b>	<b>Dallara Toyota-Tom's</b>			
<b>1</b>	X:00.000 192.1	1:35.131	30.845 190.1	X:00.000	<b>9</b> - 24.781 251.1	1:24.333	30.140 168.2	2:19.254
<b>2</b>	25.185 247.7	1:27.859	31.611 183.6	2:24.655	<b>10</b> - 35.644 166.6	2:03.338	46.213 133.9	3:25.195
<b>3</b>	25.021 252.3	1:25.704	29.385 195.6	2:20.110	<b>11</b> - 37.529 160.9	1:38.811	29.473 195.2	2:45.813
<b>4</b>	24.873 249.4	1:42.774	52.942	3:00.589P	<b>12</b> - 25.035 248.8	1:24.089	28.993 196.3	2:18.117
<b>5</b>	8:02.096 202.6	1:37.472	52.939	X:00.000P	<b>13</b> - 24.887 248.2	2:13.406	51.826	3:30.119P
<b>6</b>	7:20.664 192.5	1:31.412	34.438 193.5	X:00.000	<b>14</b> - 6:15.389 236.3	1:30.544	30.519 193.2	X:00.000
<b>7</b>	25.717 247.7	1:43.956	32.446 194.2	2:42.119	<b>15</b> - 25.182 250.5	1:24.193	29.319 197.4	2:18.694
<b>8</b>	24.998 247.1	1:27.599	29.301 195.2	2:21.898	<b>16</b> - 24.786 250.5	1:24.532	51.566	2:40.884P
<b>24</b>	<b>Danny WATTS</b>			<b>GBR</b>	<b>Dallara Toyota-Tom's</b>			
<b>1</b>	X:00.000 207.6	1:36.921	30.506 193.2	X:00.000	<b>9</b> - 24.524 253.5	1:23.663	29.661 196.7	2:17.848
<b>2</b>	24.872 250.5	1:23.272	28.933 197.0	2:17.077	<b>10</b> - 24.503 260.8	1:36.992	39.452 179.7	2:40.947
<b>3</b>	24.711 252.3	1:21.579	31.944 154.2	2:18.234	<b>11</b> - 38.549 95.2	1:59.391	48.921 193.8	3:26.861
<b>4</b>	31.036 188.4	2:19.378	1:12.874	4:03.288P	<b>12</b> - 24.563 254.7	1:23.282	28.781 197.4	2:16.626
<b>5</b>	5:51.877 244.8	1:24.465	29.750 196.3	X:00.000	<b>13</b> - 24.489 254.1	1:21.113	28.429 196.7	2:14.031
<b>6</b>	24.202 258.3	2:19.148	52.889	3:36.239P	<b>14</b> - 24.498 254.1	2:09.667	56.061	3:30.226P
<b>7</b>	5:37.172 219.0	1:29.425	29.386 196.7	X:00.000	<b>15</b> - 5:53.406 252.3	1:32.172	29.687 197.4	X:00.000
<b>8</b>	24.614 252.9	1:22.617	28.454 198.7	2:15.685	<b>16</b> - 24.063 261.5	1:21.994	28.473 197.8	2:14.530
<b>26</b>	<b>Daisuke IKEDA</b>			<b>JPN</b>	<b>Dallara Toyota-Tom's</b>			
<b>1</b>	X:00.000 227.8	1:34.775	30.385 189.4	X:00.000	<b>10</b> - 24.807 250.0	1:26.040	29.824 195.2	2:20.671
<b>2</b>	25.340 246.5	1:28.632	29.790 183.6	2:23.762	<b>11</b> - 25.454 218.1	1:38.543	46.942	2:50.939P
<b>3</b>	26.870 193.8	1:32.019	29.396 193.8	2:28.285	<b>12</b> - 4:11.156 220.4	1:29.051	29.389 194.9	X:00.000
<b>4</b>	24.852 249.4	1:28.149	53.034	2:46.035P	<b>13</b> - 24.888 247.1	1:25.025	58.403	2:48.316P
<b>5</b>	8:08.746 238.9	1:28.613	29.279 193.2	X:00.000	<b>14</b> - 6:36.824 240.0	1:25.687	28.944 195.2	X:00.000
<b>6</b>	24.825 252.3	1:24.328	48.374	2:37.527P	<b>15</b> - 24.855 247.7	1:22.256	28.910 196.3	2:16.021
<b>7</b>	5:58.160 238.9	1:29.791	29.026 196.7	X:00.000	<b>16</b> - 24.775 248.2	1:21.669	30.586 195.2	2:17.030
<b>8</b>	24.559 252.9	1:22.487	28.845 196.0	2:15.891	<b>17</b> - 24.814 248.2	1:45.635	54.362	3:04.811P
<b>9</b>	24.672 250.5	1:22.517	28.919 194.9	2:16.108				
<b>27</b>	<b>Taku BAMBA</b>			<b>JPN</b>	<b>Dallara Toyota-Tom's</b>			
<b>1</b>	X:00.000 236.3	1:29.828	29.986 193.2	X:00.000	<b>9</b> - 23.957 260.8	1:22.844	28.816 196.0	2:15.617
<b>2</b>	24.903 248.8	1:24.461	29.226 194.5	2:18.590	<b>10</b> - 24.564 253.5	1:23.408	29.065 197.0	2:17.037
<b>3</b>	24.726 252.3	1:22.676	28.993 196.3	2:16.395	<b>11</b> - 26.122 194.9	1:36.713	42.168	2:45.003P
<b>4</b>	2:44.962 221.3	2:18.827	1:13.434	X:00.000P	<b>12</b> - 3:47.994 203.0	1:27.650	29.986 191.1	X:00.000
<b>5</b>	6:00.495 227.3	1:28.287	29.390 194.9	X:00.000	<b>13</b> - 27.118 204.9	1:49.595	46.052	3:02.765P
<b>6</b>	24.602 254.1	2:33.684	1:00.521	3:58.807P	<b>14</b> - 7:21.257 245.4	1:33.046	29.547 197.8	X:00.000
<b>7</b>	3:36.801 244.8	1:25.113	28.991 197.0	X:00.000	<b>15</b> - 24.299 252.9	1:21.658	28.771 195.2	2:14.728
<b>8</b>	24.281 257.1	1:23.980	28.719 198.8	2:16.980	<b>16</b> - 24.525 254.1	1:21.469	32.210 196.0	2:18.204
<b>28</b>	<b>Bruno SENNA</b>			<b>BRA</b>	<b>Dallara Honda-Mugen/NB</b>			
<b>1</b>	X:00.000 194.2	1:38.576	31.291 187.5	X:00.000	<b>3</b> - 25.126 247.1	1:23.247	29.088 194.9	2:17.461
<b>2</b>	25.437 244.3	1:27.342	29.495 192.8	2:22.274				

**FIA Intercontinental Cup for Formula 3  
QUALIFYING 2 - SECTOR ANALYSIS**

(contd.)

<b>29</b>		<b>Jo MERSZEI</b>		<b>MAC</b>		<b>Dallara Honda-Mugen/NB</b>			
<b>1</b>	X:00.000 164.3	1:46.504	36.306 188.1	X:00.000	<b>8</b> - 25.306 246.0	1:39.450	37.054 <b>190.4</b>	2:41.810	
<b>2</b>	25.422 246.0	1:31.314	<b>30.679</b> 190.1	<b>2:27.415</b>	<b>9</b> - <b>25.155 247.1</b>	1:36.836	40.280 189.8	2:42.271	
<b>3</b>	26.049 211.7	1:47.585	41.206 187.8	<b>2:54.840</b>	<b>10</b> - 25.246 246.5	1:45.284	48.185	2:58.715P	
<b>4</b>	26.388 225.9	1:57.565	50.371	<b>3:14.324P</b>	<b>11</b> - 7:58.579 172.5	2:09.926	1:00.005	X:00.000P	
<b>5</b>	6:41.410 174.1	1:50.797	38.653 188.4	X:00.000	<b>12</b> - 5:16.700 198.5	1:59.954	50.430 188.1	X:00.000	
<b>6</b>	25.296 246.0	2:22.547	51.793	<b>3:39.636P</b>	<b>13</b> - 25.350 245.4	<b>1:30.189</b>	34.482 190.1	2:30.021	
<b>7</b>	4:27.843 176.1	1:49.982	45.574 188.1	X:00.000	<b>14</b> - 25.925 180.9	1:54.656	55.364	3:15.945P	
<b>30</b>		<b>Karl REINDLER</b>		<b>AUS</b>		<b>Dallara Honda-Mugen/NB</b>			
<b>1</b>	X:00.000 231.7	1:32.842	30.029 194.9	X:00.000	<b>10</b> - 24.715 250.0	1:23.716	29.311 193.2	2:17.742	
<b>2</b>	24.747 251.1	1:27.435	29.297 197.8	<b>2:21.479</b>	<b>11</b> - 28.413 229.2	1:43.213	58.010	3:09.636P	
<b>3</b>	25.589 238.4	1:28.872	28.864 198.1	<b>2:23.325</b>	<b>12</b> - 2:06.062 247.7	1:24.627	32.861 198.8	4:03.550	
<b>4</b>	24.637 252.3	1:22.069	45.320	<b>2:32.026P</b>	<b>13</b> - <b>24.342 257.1</b>	1:21.793	28.606 <b>199.2</b>	2:14.741	
<b>5</b>	8:29.661 247.7	1:27.197	29.132 197.8	X:00.000	<b>14</b> - 24.557 252.3	2:03.593	59.525	3:27.675P	
<b>6</b>	24.683 251.7	1:23.492	49.448	<b>2:37.623P</b>	<b>15</b> - 5:27.259 200.3	1:30.996	29.236 197.8	X:00.000	
<b>7</b>	6:21.334 235.2	1:31.021	29.816 198.1	X:00.000	<b>16</b> - 24.642 252.3	1:22.920	28.613 198.8	2:16.175	
<b>8</b>	24.501 253.5	1:23.161	<b>28.552 199.2</b>	<b>2:16.214</b>	<b>17</b> - 24.539 251.7	<b>1:20.976</b>	28.768 <b>199.2</b>	<b>2:14.283</b>	
<b>9</b>	24.618 251.1	1:21.402	28.786 198.5	<b>2:14.806</b>					
<b>32</b>		<b>CHEONG Lou Meng</b>		<b>MAC</b>		<b>Dallara Honda-Mugen/NB</b>			
<b>1</b>	X:00.000 185.5	1:37.607	31.136 191.1	X:00.000	<b>5</b> - 7:55.941 207.6	1:28.486	29.443 194.5	X:00.000	
<b>2</b>	25.152 <b>254.1</b>	1:27.516	29.553 195.2	<b>2:22.221</b>	<b>6</b> - 24.728 250.5	2:36.814	1:04.433	4:05.975P	
<b>3</b>	24.740 253.5	<b>1:25.836</b>	29.311 194.2	<b>2:19.887</b>	<b>7</b> - 3:50.934 146.5	1:35.968	30.601 <b>196.3</b>	X:00.000	
<b>4</b>	25.627 244.8	1:43.580	53.321	<b>3:02.528P</b>	<b>8</b> - <b>24.593</b> 252.9	1:27.993	<b>29.272</b> 193.5	2:21.858	
<b>33</b>		<b>LEI Kit Meng</b>		<b>MAC</b>		<b>Dallara Opel-Spiess</b>			
<b>1</b>	X:00.000 203.7	1:41.647	34.117 186.5	X:00.000	<b>9</b> - 28.557 221.7	1:39.630	36.080 187.1	2:44.267	
<b>2</b>	26.296 237.3	1:32.432	30.888 187.8	<b>2:29.616</b>	<b>10</b> - 25.890 243.7	1:30.108	<b>30.087</b> 191.8	2:26.085	
<b>3</b>	25.428 244.3	1:29.286	30.261 191.4	<b>2:24.975</b>	<b>11</b> - <b>25.195 245.4</b>	<b>1:27.148</b>	30.327 192.1	<b>2:22.670</b>	
<b>4</b>	25.258 244.3	1:31.838	58.071	<b>2:55.167P</b>	<b>12</b> - 25.802 243.2	2:02.425	57.559	3:25.786P	
<b>5</b>	7:47.952 229.7	1:35.649	32.222 181.8	X:00.000	<b>13</b> - 5:07.947 236.3	1:33.365	29.878 <b>192.5</b>	X:00.000	
<b>6</b>	27.100 233.7	2:28.651	53.739	<b>3:49.490P</b>	<b>14</b> - 25.948 240.5	1:30.199	30.304 192.1	2:26.451	
<b>7</b>	X:00.000 230.2	1:34.713	33.948 191.1	X:00.000	<b>15</b> - 25.741 228.8	1:35.442	52.240	2:53.423P	
<b>8</b>	29.974 225.9	1:41.531	32.848 183.0	<b>2:44.353</b>					





## BULLETIN TK064

### FIA Intercontinental Cup for Formula 3 QUALIFYING 2 - SPEED TRAP - FINISH LINE

POS	NO	CL	DRIVER	NAT	CAR	KPH
1	19		Paolo MONTIN	ITA	Dallara Honda-Mugen/NB	201.1
2	1		Loic DUVAL	FRA	Dallara Mercedes-HWA	200.7
3	8		Lucas di GRASSI	BRA	Dallara Mercedes-HWA	200.3
4	20		Kohei HIRATE	JPN	Dallara Opel-Spiess	200.3
5	9		Mike CONWAY	GBR	Dallara Mercedes-HWA	200.3
6	7		Christian BAKKERUD	DEN	Dallara Honda-Mugen/NB	200.0
7	2		Sebastian VETTEL	GER	Dallara Mercedes-HWA	200.0
8	5		Robert KUBICA	POL	Dallara Honda-Mugen/NB	199.6
9	4		Kazuki NAKAJIMA	JPN	Dallara Toyota-Tom's	199.2
10	6		Charlie KIMBALL	USA	Dallara Honda-Mugen/NB	199.2
11	30		Karl REINDLER	AUS	Dallara Honda-Mugen/NB	199.2
12	3		Joao P de OLIVEIRA	BRA	Dallara Toyota-Tom's	199.2
13	27		Taku BAMBA	JPN	Dallara Toyota-Tom's	198.8
14	15		Guillaume MOREAU	FRA	Dallara Opel-Spiess	198.1
15	22		Stephen JELLEY	GBR	Dallara Opel-Spiess	198.1
16	21		Steven KANE	GBR	Lola Honda-Mugen/NB	198.1
17	24		Danny WATTS	GBR	Dallara Toyota-Tom's	198.1
18	14		Romain GROSJEAN	FRA	Dallara Opel-Spiess	198.1
19	23		Michael HO	MAC	Dallara Toyota-Tom's	197.4
20	11		Franck PERERA	FRA	Dallara Opel-Spiess	197.4
21	10		Naoki YOKOMIZO	JPN	Dallara Nissan-Tomei	197.4
22	17		Fillip SALAQUARDA	CZE	Dallara Opel-Spiess	197.0
23	18		Rodolfo AVILA	MAC	Dallara Mercedes HWA	197.0
24	26		Daisuke IKEDA	JPN	Dallara Toyota-Tom's	196.7
25	12		Dan CLARKE	GBR	Dallara Opel-Spiess	196.7
26	32		CHEONG Lou Meng	MAC	Dallara Honda-Mugen/NB	196.3
27	16		Fabio CARBONE	BRA	SLC Opel-Spiess	196.3
28	28		Bruno SENNA	BRA	Dallara Honda-Mugen/NB	194.9
29	33		LEI Kit Meng	MAC	Dallara Opel-Spiess	192.5
30	29		Jo MERSZEI	MAC	Dallara Honda-Mugen/NB	190.4


Weather/Track: Sunny/Dry



[www.mstworld.com](http://www.mstworld.com)

Circuito Da Guia  
Circuit Length = 6.1200 km.  
Start: 14:00 End: 15:03

Printed - 15:16 Friday, 18 November 2005



## BULLETIN TK064

### FIA Intercontinental Cup for Formula 3 QUALIFYING 2 - SPEED TRAP - SECTOR 1

(contd.)

POS	NO	CL	DRIVER	NAT	CAR	KPH
1	15		Guillaume MOREAU	FRA	Dallara Opel-Spiess	265.3
2	7		Christian BAKKERUD	DEN	Dallara Honda-Mugen/NB	263.4
3	6		Charlie KIMBALL	USA	Dallara Honda-Mugen/NB	263.4
4	1		Loic DUVAL	FRA	Dallara Mercedes-HWA	263.4
5	3		Joao P de OLIVEIRA	BRA	Dallara Toyota-Tom's	262.7
6	19		Paolo MONTIN	ITA	Dallara Honda-Mugen/NB	262.1
7	24		Danny WATTS	GBR	Dallara Toyota-Tom's	261.5
8	4		Kazuki NAKAJIMA	JPN	Dallara Toyota-Tom's	260.8
9	27		Taku BAMBA	JPN	Dallara Toyota-Tom's	260.8
10	8		Lucas di GRASSI	BRA	Dallara Mercedes-HWA	260.8
11	11		Franck PERERA	FRA	Dallara Opel-Spiess	260.2
12	5		Robert KUBICA	POL	Dallara Honda-Mugen/NB	260.2
13	12		Dan CLARKE	GBR	Dallara Opel-Spiess	257.7
14	20		Kohei HIRATE	JPN	Dallara Opel-Spiess	257.1
15	2		Sebastian VETTEL	GER	Dallara Mercedes-HWA	257.1
16	30		Karl REINDLER	AUS	Dallara Honda-Mugen/NB	257.1
17	9		Mike CONWAY	GBR	Dallara Mercedes-HWA	257.1
18	21		Steven KANE	GBR	Lola Honda-Mugen/NB	256.5
19	14		Romain GROSJEAN	FRA	Dallara Opel-Spiess	255.9
20	22		Stephen JELLEY	GBR	Dallara Opel-Spiess	255.3
21	16		Fabio CARBONE	BRA	SLC Opel-Spiess	255.3
22	18		Rodolfo AVILA	MAC	Dallara Mercedes HWA	254.1
23	32		CHEONG Lou Meng	MAC	Dallara Honda-Mugen/NB	254.1
24	26		Daisuke IKEDA	JPN	Dallara Toyota-Tom's	252.9
25	17		Fillip SALAQUARDA	CZE	Dallara Opel-Spiess	252.3
26	23		Michael HO	MAC	Dallara Toyota-Tom's	252.3
27	10		Naoki YOKOMIZO	JPN	Dallara Nissan-Tomei	251.7
28	28		Bruno SENNA	BRA	Dallara Honda-Mugen/NB	247.7
29	29		Jo MERSZEI	MAC	Dallara Honda-Mugen/NB	247.1
30	33		LEI Kit Meng	MAC	Dallara Opel-Spiess	245.4

Weather/Track: Sunny/Dry

**mst UNISYS**

Circuito Da Guia  
Circuit Length = 6.1200 km.  
Start: 14:00 End: 15:03

# FIA Intercontinental Cup for Formula 3 Qualifying 2 - Best Sector Times Report

Timing Bulletin 65

POS	NO	SECTOR 1			SECTOR 2			SECTOR 3			NO	NAME	IDEAL/BEST LAP COMPARISON			
		TIME	LAP	NO	TIME	LAP	NO	TIME	LAP	NO			IDEAL	BEST	LAP	DIFF
1	5	23.807	17	1	1:19.351	13	1	27.944	13	1	DUVAL	2:11.238	2:11.348	13	+ 0.110	
2	3	23.819	2	5	1:19.385	13	9	28.049	8	5	KUBICA	2:11.425	2:12.163	13	+ 0.738	
3	19	23.852	10	8	1:19.548	16	19	28.136	15	8	GRASSI	2:11.825	2:11.913	16	+ 0.088	
4	15	23.898	4	9	1:19.906	9	4	28.214	15	9	CONWAY	2:12.183	2:12.254	9	+ 0.071	
5	6	23.903	9	11	1:20.077	17	5	28.233	9	19	MONTIN	2:12.264	2:13.236	9	+ 0.972	
6	8	23.919	16	19	1:20.276	16	2	28.275	3	2	VETTEL	2:12.579	2:13.593	8	+ 1.014	
7	1	23.943	10	2	1:20.294	16	11	28.300	13	11	PERERA	2:12.776	2:13.228	17	+ 0.452	
8	27	23.957	9	10	1:20.439	8	8	28.358	3	15	MOREAU	2:12.907	2:13.337	8	+ 0.430	
9	2	24.010	10	15	1:20.641	17	15	28.368	13	4	NAKAJIMA	2:13.041	2:13.273	15	+ 0.232	
10	4	24.038	16	14	1:20.688	17	6	28.372	13	3	OLIVEIRA	2:13.056	2:13.247	8	+ 0.191	
11	24	24.063	16	3	1:20.784	8	20	28.395	13	6	KIMBALL	2:13.436	2:14.000	3	+ 0.564	
12	7	24.099	15	4	1:20.789	15	24	28.429	13	10	YOKOMIZO	2:13.505	2:13.515	8	+ 0.010	
13	9	24.228	9	30	1:20.976	17	10	28.433	7	24	WATTS	2:13.605	2:14.031	13	+ 0.426	
14	12	24.320	10	24	1:21.113	13	3	28.453	8	14	GROSJEAN	2:13.805	2:15.068	16	+ 1.263	
15	30	24.342	13	6	1:21.161	3	7	28.548	12	7	BAKKERUD	2:13.843	2:14.127	15	+ 0.284	
16	20	24.367	9	7	1:21.196	15	30	28.552	8	30	REINDLER	2:13.870	2:14.283	17	+ 0.413	
17	22	24.374	3	20	1:21.301	13	22	28.558	13	20	HIRATE	2:14.063	2:14.280	13	+ 0.217	
18	11	24.399	17	16	1:21.457	2	21	28.585	3	27	BAMBA	2:14.145	2:14.728	15	+ 0.583	
19	14	24.476	17	27	1:21.469	16	12	28.636	3	12	CLARKE	2:14.447	2:14.768	3	+ 0.321	
20	18	24.513	15	12	1:21.491	9	14	28.641	3	16	CARBONE	2:14.806	2:14.806	2	+ 0.000	
21	26	24.559	8	26	1:21.669	16	16	28.650	2	22	JELLEY	2:14.906	2:15.083	14	+ 0.177	
22	32	24.593	8	22	1:21.974	14	27	28.719	8	26	IKEDA	2:15.073	2:15.891	8	+ 0.818	
23	10	24.633	9	21	1:22.769	3	18	28.842	9	21	KANE	2:16.012	2:16.052	3	+ 0.040	
24	21	24.658	4	28	1:23.247	3	26	28.845	8	18	AVILA	2:16.745	2:17.219	12	+ 0.474	
25	17	24.668	4	18	1:23.390	12	17	28.909	3	17	SALAGUARD	2:17.287	2:17.574	3	+ 0.287	
26	16	24.699	2	17	1:23.710	3	23	28.993	12	28	SENNA	2:17.461	2:17.461	3	+ 0.000	
27	23	24.781	9	23	1:24.089	12	28	29.088	3	23	HO	2:17.863	2:18.117	12	+ 0.254	
28	28	25.126	3	32	1:25.836	3	32	29.272	8	32	CHEONG	2:19.701	2:19.887	3	+ 0.186	
29	29	25.155	9	33	1:27.148	11	33	29.878	13	33	LEI	2:22.221	2:22.670	11	+ 0.449	
30	33	25.195	11	29	1:30.189	13	29	30.679	2	29	MERSZEI	2:26.023	2:27.415	2	+ 1.392	

'Perfect Lap' - 2:11.102




Circuit Length - 6.1200 kilometres  
Circuito Da Guia  
Macau

Weather/Track: Sunny/Dry

Printed at 15:20, Friday, 18 November, 2005

© MST Systems Ltd, 2005 (www.mstworld.com)

Page 1



## BULLETIN TK066

### FIA Intercontinental Cup for Formula 3 COMBINED QUALIFYING

POS	NO	CL	DRIVER	NAT	CAR	FIRST		SECOND		GAP
						TIME	LAPS	TIME	LAPS	
1	1		<b>Loic DUVAL</b>	<b>FRA</b>	Dallara Mercedes-HWA	2:13.114	16	<b>2:11.348</b>	17	
2	8		<b>Lucas di GRASSI</b>	<b>BRA</b>	Dallara Mercedes-HWA	2:13.081	17	<b>2:11.913</b>	17	0.565
3	5		<b>Robert KUBICA</b>	<b>POL</b>	Dallara Honda-Mugen/NB	2:12.754	16	<b>2:12.163</b>	18	0.815
4	9		<b>Mike CONWAY</b>	<b>GBR</b>	Dallara Mercedes-HWA	2:14.422	16	<b>2:12.254</b>	9	0.906
5	11		<b>Franck PERERA</b>	<b>FRA</b>	Dallara Opel-Spiess		0	<b>2:13.228</b>	18	1.880
6	19		<b>Paolo MONTIN</b>	<b>ITA</b>	Dallara Honda-Mugen/NB	2:14.930	13	<b>2:13.236</b>	17	1.888
7	3		<b>Joao P de OLIVEIRA</b>	<b>BRA</b>	Dallara Toyota-Tom's	2:14.246	16	<b>2:13.247</b>	14	1.899
8	4		<b>Kazuki NAKAJIMA</b>	<b>JPN</b>	Dallara Toyota-Tom's	2:14.701	8	<b>2:13.273</b>	16	1.925
9	16		<b>Fabio CARBONE</b>	<b>BRA</b>	SLC Opel-Spiess	<b>2:13.306</b>	16	2:14.806	2	1.958
10	15		<b>Guillaume MOREAU</b>	<b>FRA</b>	Dallara Opel-Spiess	2:15.037	18	<b>2:13.337</b>	17	1.989
11	10		<b>Naoki YOKOMIZO</b>	<b>JPN</b>	Dallara Nissan-Tomei	2:13.830	15	<b>2:13.515</b>	15	2.167
12	2		<b>Sebastian VETTEL</b>	<b>GER</b>	Dallara Mercedes-HWA	2:14.800	17	<b>2:13.593</b>	17	2.245
13	6		<b>Charlie KIMBALL</b>	<b>USA</b>	Dallara Honda-Mugen/NB	2:16.182	14	<b>2:14.000</b>	13	2.652
14	24		<b>Danny WATTS</b>	<b>GBR</b>	Dallara Toyota-Tom's	2:14.066	16	<b>2:14.031</b>	17	2.683
15	7		<b>Christian BAKKERUD</b>	<b>DEN</b>	Dallara Honda-Mugen/NB	2:14.952	17	<b>2:14.127</b>	16	2.779
16	20		<b>Kohei HIRATE</b>	<b>JPN</b>	Dallara Opel-Spiess	2:14.591	16	<b>2:14.280</b>	18	2.932
17	30		<b>Karl REINDLER</b>	<b>AUS</b>	Dallara Honda-Mugen/NB	2:16.327	19	<b>2:14.283</b>	18	2.935
18	27		<b>Taku BAMBA</b>	<b>JPN</b>	Dallara Toyota-Tom's	2:16.552	12	<b>2:14.728</b>	17	3.380
19	12		<b>Dan CLARKE</b>	<b>GBR</b>	Dallara Opel-Spiess	2:17.125	16	<b>2:14.768</b>	14	3.420
20	14		<b>Romain GROSJEAN</b>	<b>FRA</b>	Dallara Opel-Spiess	<b>2:14.847</b>	19	2:15.068	17	3.499
21	22		<b>Stephen JELLEY</b>	<b>GBR</b>	Dallara Opel-Spiess	2:18.700	18	<b>2:15.083</b>	19	3.735
22	28		<b>Bruno SENNA</b>	<b>BRA</b>	Dallara Honda-Mugen/NB	<b>2:15.520</b>	18	2:17.461	3	4.172
23	26		<b>Daisuke IKEDA</b>	<b>JPN</b>	Dallara Toyota-Tom's	2:16.021	17	<b>2:15.891</b>	17	4.543
24	21		<b>Steven KANE</b>	<b>GBR</b>	Lola Honda-Mugen/NB	2:26.409	5	<b>2:16.052</b>	11	4.704
25	18		<b>Rodolfo AVILA</b>	<b>MAC</b>	Dallara Mercedes HWA	2:17.847	16	<b>2:17.219</b>	15	5.871
26	17		<b>Fillip SALAQUARDA</b>	<b>CZE</b>	Dallara Opel-Spiess	2:17.588	16	<b>2:17.574</b>	5	6.226
27	23		<b>Michael HO</b>	<b>MAC</b>	Dallara Toyota-Tom's	2:18.662	14	<b>2:18.117</b>	16	6.769
28	32		<b>CHEONG Lou Meng</b>	<b>MAC</b>	Dallara Honda-Mugen/NB	2:24.588	4	<b>2:19.887</b>	8	8.539
29	33		<b>LEI Kit Meng</b>	<b>MAC</b>	Dallara Opel-Spiess	<b>2:22.497</b>	18	2:22.670	15	11.149
30	29		<b>Jo MERSZEI</b>	<b>MAC</b>	Dallara Honda-Mugen/NB	<b>2:24.177</b>	11	2:27.415	14	12.829

QUALIFICATION MAXIMA 2:24.482

Weather/Track: Sunny/Dry


**mst UNISYS**

Circuito Da Guia  
Circuit Length = 6.1200 km.  
Start: 14:00 End: 15:03

Race Director:

Steward:

Timekeeper:



## BULLETIN TK086

### FIA Intercontinental Cup for Formula 3 COMBINED QUALIFYING - AMENDED

POS	NO	CL	DRIVER	NAT	CAR	FIRST		SECOND		GAP
						TIME	LAPS	TIME	LAPS	
1	1		<b>Loic DUVAL</b>	<b>FRA</b>	Dallara Mercedes-HWA	2:13.114	16	<b>2:11.348</b>	17	
2	5		<b>Robert KUBICA</b>	<b>POL</b>	Dallara Honda-Mugen/NB	2:12.754	16	<b>2:12.163</b>	18	0.815
3	9		<b>Mike CONWAY</b>	<b>GBR</b>	Dallara Mercedes-HWA	2:14.422	16	<b>2:12.254</b>	9	0.906
4	8		<b>Lucas di GRASSI</b>	<b>BRA</b>	Dallara Mercedes-HWA	<b>2:13.081</b>	17	2:14.401	17	1.733
5	19		<b>Paolo MONTIN</b>	<b>ITA</b>	Dallara Honda-Mugen/NB	2:14.930	13	<b>2:13.236</b>	17	1.888
6	3		<b>Joao P de OLIVEIRA</b>	<b>BRA</b>	Dallara Toyota-Tom's	2:14.246	16	<b>2:13.247</b>	14	1.899
7	4		<b>Kazuki NAKAJIMA</b>	<b>JPN</b>	Dallara Toyota-Tom's	2:14.701	8	<b>2:13.273</b>	16	1.925
8	16		<b>Fabio CARBONE</b>	<b>BRA</b>	SLC Opel-Spiess	<b>2:13.306</b>	16	2:14.806	2	1.958
9	15		<b>Guillaume MOREAU</b>	<b>FRA</b>	Dallara Opel-Spiess	2:15.037	18	<b>2:13.337</b>	17	1.989
10	10		<b>Naoki YOKOMIZO</b>	<b>JPN</b>	Dallara Nissan-Tomei	2:13.830	15	<b>2:13.515</b>	15	2.167
11	2		<b>Sebastian VETTEL</b>	<b>GER</b>	Dallara Mercedes-HWA	2:14.800	17	<b>2:13.593</b>	17	2.245
12	6		<b>Charlie KIMBALL</b>	<b>USA</b>	Dallara Honda-Mugen/NB	2:16.182	14	<b>2:14.000</b>	13	2.652
13	24		<b>Danny WATTS</b>	<b>GBR</b>	Dallara Toyota-Tom's	2:14.066	16	<b>2:14.031</b>	17	2.683
14	7		<b>Christian BAKKERUD</b>	<b>DEN</b>	Dallara Honda-Mugen/NB	2:14.952	17	<b>2:14.127</b>	16	2.779
15	20		<b>Kohei HIRATE</b>	<b>JPN</b>	Dallara Opel-Spiess	2:14.591	16	<b>2:14.280</b>	18	2.932
16	27		<b>Taku BAMBA</b>	<b>JPN</b>	Dallara Toyota-Tom's	2:16.552	12	<b>2:14.728</b>	17	3.380
17	12		<b>Dan CLARKE</b>	<b>GBR</b>	Dallara Opel-Spiess	2:17.125	16	<b>2:14.768</b>	14	3.420
18	30		<b>Karl REINDLER</b>	<b>AUS</b>	Dallara Honda-Mugen/NB	2:16.327	19	<b>2:14.806</b>	18	3.458
19	14		<b>Romain GROSJEAN</b>	<b>FRA</b>	Dallara Opel-Spiess	<b>2:14.847</b>	19	2:15.068	17	3.499
20	22		<b>Stephen JELLEY</b>	<b>GBR</b>	Dallara Opel-Spiess	2:18.700	18	<b>2:15.083</b>	19	3.735
21	11		<b>Franck PERERA</b>	<b>FRA</b>	Dallara Opel-Spiess		0	<b>2:15.418</b>	18	4.070
22	28		<b>Bruno SENNA</b>	<b>BRA</b>	Dallara Honda-Mugen/NB	<b>2:15.520</b>	18	2:17.461	3	4.172
23	26		<b>Daisuke IKEDA</b>	<b>JPN</b>	Dallara Toyota-Tom's	2:16.021	17	<b>2:15.891</b>	17	4.543
24	21		<b>Steven KANE</b>	<b>GBR</b>	Lola Honda-Mugen/NB	2:26.409	5	<b>2:16.052</b>	11	4.704
25	18		<b>Rodolfo AVILA</b>	<b>MAC</b>	Dallara Mercedes HWA	2:17.847	16	<b>2:17.219</b>	15	5.871
26	17		<b>Fillip SALAQUARDA</b>	<b>CZE</b>	Dallara Opel-Spiess	2:17.588	16	<b>2:17.574</b>	5	6.226
27	23		<b>Michael HO</b>	<b>MAC</b>	Dallara Toyota-Tom's	2:18.662	14	<b>2:18.117</b>	16	6.769
28	32		<b>CHEONG Lou Meng</b>	<b>MAC</b>	Dallara Honda-Mugen/NB	2:24.588	4	<b>2:19.887</b>	8	8.539
29	33		<b>LEI Kit Meng</b>	<b>MAC</b>	Dallara Opel-Spiess	<b>2:22.497</b>	18	2:22.670	15	11.149
30	29		<b>Jo MERSZEI</b>	<b>MAC</b>	Dallara Honda-Mugen/NB	<b>2:24.177</b>	11	2:27.415	14	12.829

QUALIFICATION MAXIMA 2:24.482

Cars 8, 11, 30 - 2 best laptimes in Qual. 2 disallowed by Stewards Decisions 11, 12, 13  
Weather/Track : Sunny/Dry


Circuito Da Guia  
Circuit Length = 6.1200 km.  
Start: 14:00 End: 15:03

**mst UNISYS**

Race Director:

Steward:

Timekeeper:



## BULLETIN TK079

### FIA Intercontinental Cup for Formula 3 WARM-UP

POS	NO	CL	DRIVER	NAT	CAR	TIME	LAPS	GAP	KPH
1	11		<b>Franck PERERA</b>	<b>FRA</b>	Dallara Opel-Spiess	2:13.185	7		165.42
2	19		<b>Paolo MONTIN</b>	<b>ITA</b>	Dallara Honda-Mugen/NB	2:13.493	7	0.308	165.04
3	9		<b>Mike CONWAY</b>	<b>GBR</b>	Dallara Mercedes-HWA	2:13.729	6	0.544	164.75
4	1		<b>Loic DUVAL</b>	<b>FRA</b>	Dallara Mercedes-HWA	2:14.014	6	0.829	164.40
5	16		<b>Fabio CARBONE</b>	<b>BRA</b>	SLC Opel-Spiess	2:14.045	7	0.860	164.36
6	10		<b>Naoki YOKOMIZO</b>	<b>JPN</b>	Dallara Nissan-Tomei	2:14.114	7	0.929	164.27
7	5		<b>Robert KUBICA</b>	<b>POL</b>	Dallara Honda-Mugen/NB	2:14.177	6	0.992	164.20
8	2		<b>Sebastian VETTEL</b>	<b>GER</b>	Dallara Mercedes-HWA	2:14.337	6	1.152	164.00
9	3		<b>Joao P de OLIVEIRA</b>	<b>BRA</b>	Dallara Toyota-Tom's	2:14.366	6	1.181	163.97
10	20		<b>Kohei HIRATE</b>	<b>JPN</b>	Dallara Opel-Spiess	2:14.469	7	1.284	163.84
11	4		<b>Kazuki NAKAJIMA</b>	<b>JPN</b>	Dallara Toyota-Tom's	2:14.619	6	1.434	163.66
12	8		<b>Lucas di GRASSI</b>	<b>BRA</b>	Dallara Mercedes-HWA	2:14.744	6	1.559	163.51
13	6		<b>Charlie KIMBALL</b>	<b>USA</b>	Dallara Honda-Mugen/NB	2:14.999	6	1.814	163.20
14	7		<b>Christian BAKKERUD</b>	<b>DEN</b>	Dallara Honda-Mugen/NB	2:15.039	6	1.854	163.15
15	12		<b>Dan CLARKE</b>	<b>GBR</b>	Dallara Opel-Spiess	2:15.070	6	1.885	163.11
16	15		<b>Guillaume MOREAU</b>	<b>FRA</b>	Dallara Opel-Spiess	2:15.144	7	1.959	163.02
17	14		<b>Romain GROSJEAN</b>	<b>FRA</b>	Dallara Opel-Spiess	2:15.343	7	2.158	162.78
18	24		<b>Danny WATTS</b>	<b>GBR</b>	Dallara Toyota-Tom's	2:15.486	6	2.301	162.61
19	21		<b>Steven KANE</b>	<b>GBR</b>	Lola Honda-Mugen/NB	2:15.666	7	2.481	162.39
20	26		<b>Daisuke IKEDA</b>	<b>JPN</b>	Dallara Toyota-Tom's	2:16.649	7	3.464	161.23
21	28		<b>Bruno SENNA</b>	<b>BRA</b>	Dallara Honda-Mugen/NB	2:16.896	7	3.711	160.94
22	22		<b>Stephen JELLEY</b>	<b>GBR</b>	Dallara Opel-Spiess	2:16.912	7	3.727	160.92
23	30		<b>Karl REINDLER</b>	<b>AUS</b>	Dallara Honda-Mugen/NB	2:17.905	7	4.720	159.76
24	17		<b>Fillip SALAQUARDA</b>	<b>CZE</b>	Dallara Opel-Spiess	2:19.220	5	6.035	158.25
25	27		<b>Taku BAMBA</b>	<b>JPN</b>	Dallara Toyota-Tom's	2:19.319	6	6.134	158.14
26	18		<b>Rodolfo AVILA</b>	<b>MAC</b>	Dallara Mercedes HWA	2:19.791	6	6.606	157.60
27	23		<b>Michael HO</b>	<b>MAC</b>	Dallara Toyota-Tom's	2:21.263	6	8.078	155.96
28	32		<b>CHEONG Lou Meng</b>	<b>MAC</b>	Dallara Honda-Mugen/NB	2:22.555	6	9.370	154.55
29	33		<b>LEI Kit Meng</b>	<b>MAC</b>	Dallara Opel-Spiess	2:27.981	6	14.796	148.88
30	29		<b>Jo MERSZEI</b>	<b>MAC</b>	Dallara Honda-Mugen/NB	2:46.889	3	33.704	132.01

Weather/Track: Sunny/Dry

Circuito Da Guia  
Circuit Length = 6.1200 km.  
Start: 08:26 End: 08:41

**mst** UNISYS

Race Director:

Steward:

Timekeeper:



## BULLETIN TK080

### FIA Intercontinental Cup for Formula 3 WARM-UP - SECTOR ANALYSIS


<b>1</b>	<b>Loic DUVAL</b>			<b>FRA</b>	Dallara Mercedes-HWA			
<b>1</b>	X:00.000 204.5	1:30.022	51.968	X:00.000P	<b>4</b> - 24.195 257.1	1:27.812	28.757 196.3	2:20.764
<b>2</b>	1:02.318 245.4	1:22.459	44.935	3:09.712P	<b>5</b> - 24.418 255.3	1:19.995	29.601 183.3	<b>2:14.014</b>
<b>3</b>	1:01.203 251.7	1:21.061	28.490 197.0	2:50.754	<b>6</b> - 25.887 250.0	1:39.362	55.780	3:01.029P
<b>2</b>	<b>Sebastian VETTEL</b>			<b>GER</b>	Dallara Mercedes-HWA			
<b>1</b>	X:00.000 163.1	1:33.300	1:04.873	X:00.000P	<b>4</b> - 24.350 252.3	1:21.202	28.785 193.2	<b>2:14.337</b>
<b>2</b>	59.580 250.0	1:26.818	46.558	3:12.956P	<b>5</b> - 24.655 252.3	1:20.762	29.752 186.8	2:15.169
<b>3</b>	51.172 251.7	1:24.555	29.379 196.3	2:45.106	<b>6</b> - 25.258 206.5	1:31.109	1:00.071	2:56.438P
<b>3</b>	<b>Joao P de OLIVEIRA</b>			<b>BRA</b>	Dallara Toyota-Tom's			
<b>1</b>	X:00.000 160.2	1:44.044	31.435 184.6	X:00.000	<b>4</b> - 24.466 254.1	1:21.928	29.071 195.2	2:15.465
<b>2</b>	24.998 250.5	1:25.301	29.643 192.1	2:19.942	<b>5</b> - 24.433 255.3	1:21.083	28.850 190.8	<b>2:14.366</b>
<b>3</b>	24.564 254.1	1:23.433	29.153 195.2	2:17.150	<b>6</b> - 24.474 255.3	1:25.074	45.292	2:34.840P
<b>4</b>	<b>Kazuki NAKAJIMA</b>			<b>JPN</b>	Dallara Toyota-Tom's			
<b>1</b>	X:00.000 216.4	1:33.084	45.646	X:00.000P	<b>4</b> - 24.168 255.3	1:22.171	28.711 196.3	2:15.050
<b>2</b>	58.792 249.4	1:40.573	29.679 192.5	3:09.044	<b>5</b> - 24.410 254.7	1:21.820	28.389 198.5	<b>2:14.619</b>
<b>3</b>	24.477 255.9	1:27.570	30.053 196.3	2:22.100	<b>6</b> - 24.232 257.1	1:25.215	54.594	2:44.041P
<b>5</b>	<b>Robert KUBICA</b>			<b>POL</b>	Dallara Honda-Mugen/NB			
<b>1</b>	X:00.000 237.8	1:30.834	30.758 188.1	X:00.000	<b>4</b> - 24.420 254.1	1:21.029	28.728 197.8	<b>2:14.177</b>
<b>2</b>	24.864 250.0	1:26.879	31.156 192.5	2:22.899	<b>5</b> - 24.125 258.9	1:23.644	39.123	2:26.892P
<b>3</b>	24.676 251.7	1:24.589	28.971 197.0	2:18.236	<b>6</b> - 52.015 250.5	1:21.354	48.341	3:01.710P
<b>6</b>	<b>Charlie KIMBALL</b>			<b>USA</b>	Dallara Honda-Mugen/NB			
<b>1</b>	X:00.000 212.5	1:33.948	44.500	X:00.000P	<b>4</b> - 24.573 251.7	1:23.056	28.853 196.0	2:16.482
<b>2</b>	54.852 243.7	1:26.434	29.929 189.8	2:51.215	<b>5</b> - 24.488 252.9	1:22.027	28.484 199.2	<b>2:14.999</b>
<b>3</b>	24.812 249.4	1:24.105	29.008 194.9	2:17.925	<b>6</b> - 24.068 258.3	1:23.235	56.288	2:43.591P
<b>7</b>	<b>Christian BAKKERUD</b>			<b>DEN</b>	Dallara Honda-Mugen/NB			
<b>1</b>	X:00.000 223.1	1:34.770	46.210	X:00.000P	<b>4</b> - 24.755 250.5	1:22.780	29.221 193.5	2:16.756
<b>2</b>	1:01.772 243.7	1:27.270	30.341 187.5	2:59.383	<b>5</b> - 24.714 251.1	1:21.578	28.747 198.8	<b>2:15.039</b>
<b>3</b>	24.798 255.9	1:23.594	29.394 191.4	2:17.786	<b>6</b> - 24.507 252.3	1:23.417	57.420	2:45.344P
<b>8</b>	<b>Lucas di GRASSI</b>			<b>BRA</b>	Dallara Mercedes-HWA			
<b>1</b>	X:00.000 206.5	1:34.342	30.134 188.1	X:00.000	<b>4</b> - 24.262 257.1	1:22.547	29.128 195.2	2:15.937
<b>2</b>	24.406 257.1	1:29.947	50.204	2:44.557P	<b>5</b> - 24.161 259.6	1:22.110	28.473 200.0	<b>2:14.744</b>
<b>3</b>	2:01.501 247.7	1:25.457	29.021 194.2	3:55.979	<b>6</b> - 23.675 258.9	1:38.828	55.568	2:58.071P

Weather/Track: Sunny/Dry

www.mstworld.com

Page 1 of 5

Circuito Da Guia  
Circuit Length = 6.1200 km.  
Start: 08:26 End: 08:41  
Printed - 08:47 Saturday, 19 November 2005



## BULLETIN TK080

### FIA Intercontinental Cup for Formula 3 WARM-UP - SECTOR ANALYSIS

(contd.)

<b>9</b>	<b>Mike CONWAY</b>			<b>GBR</b>	Dallara Mercedes-HWA			
<b>1</b>	X:00.000 202.2	1:32.763	30.787 184.9	X:00.000	<b>4</b> - 24.436 254.7	1:22.154	28.463 196.7	2:15.053
<b>2</b>	24.731 254.7	1:33.056	52.794	2:50.581P	<b>5</b> - 24.322 255.3	<b>1:21.174</b>	<b>28.233 197.8</b>	<b>2:13.729</b>
<b>3</b>	50.989 250.0	1:24.910	28.922 194.5	2:44.821	<b>6</b> - <b>24.135 258.3</b>	1:22.351	57.910	2:44.396P
<b>10</b>	<b>Naoki YOKOMIZO</b>			<b>JPN</b>	Dallara Nissan-Tomei			
<b>1</b>	X:00.000 228.3	1:34.610	30.670 183.9	X:00.000	<b>5</b> - 24.515 253.5	1:27.230	29.037 <b>197.0</b>	2:20.782
<b>2</b>	24.910 252.9	1:32.115	32.949 189.8	2:29.974	<b>6</b> - 24.663 251.7	<b>1:20.637</b>	<b>28.814 190.4</b>	<b>2:14.114</b>
<b>3</b>	24.500 <b>257.7</b>	1:25.040	29.248 193.5	2:18.788	<b>7</b> - 27.193 197.0	1:40.079	54.337	3:01.609P
<b>4</b>	<b>24.487 255.3</b>	1:21.984	28.918 194.9	2:15.389				
<b>11</b>	<b>Franck PERERA</b>			<b>FRA</b>	Dallara Opel-Spiess			
<b>1</b>	X:00.000 210.1	1:37.773	48.039	X:00.000P	<b>5</b> - 24.523 <b>253.5</b>	1:21.929	28.943 194.5	2:15.395
<b>2</b>	53.434 243.7	1:27.414	29.258 190.4	2:50.106	<b>6</b> - <b>24.354 252.9</b>	<b>1:20.243</b>	<b>28.588 192.8</b>	<b>2:13.185</b>
<b>3</b>	24.876 250.0	1:25.003	29.053 193.2	2:18.932	<b>7</b> - 32.468 150.6	1:39.344	51.327	3:03.139P
<b>4</b>	24.690 251.1	1:22.956	29.165 <b>196.0</b>	2:16.811				
<b>12</b>	<b>Dan CLARKE</b>			<b>GBR</b>	Dallara Opel-Spiess			
<b>1</b>	X:00.000 227.3	1:34.938	43.479	X:00.000P	<b>4</b> - 24.652 251.1	<b>1:21.709</b>	<b>28.709 194.9</b>	<b>2:15.070</b>
<b>2</b>	49.907 244.8	1:36.594	42.235	3:08.736P	<b>5</b> - 24.581 <b>253.5</b>	1:24.254	29.343 <b>196.7</b>	2:18.178
<b>3</b>	48.862 247.7	1:23.037	28.833 194.5	2:40.732	<b>6</b> - <b>24.401 252.9</b>	1:32.180	53.162	2:49.743P
<b>14</b>	<b>Romain GROSJEAN</b>			<b>FRA</b>	Dallara Opel-Spiess			
<b>1</b>	X:00.000 203.3	1:44.500	30.750 184.9	X:00.000	<b>5</b> - 24.375 255.3	<b>1:22.240</b>	<b>28.728 199.2</b>	<b>2:15.343</b>
<b>2</b>	25.075 250.5	1:28.303	31.890 192.5	2:25.268	<b>6</b> - <b>24.226 258.3</b>	1:23.495	28.873 197.0	2:16.594
<b>3</b>	24.498 255.9	1:27.329	29.175 196.0	2:21.002	<b>7</b> - 24.470 236.3	1:44.599	53.364	3:02.433P
<b>4</b>	24.428 255.3	1:22.546	29.033 195.6	2:16.007				
<b>15</b>	<b>Guillaume MOREAU</b>			<b>FRA</b>	Dallara Opel-Spiess			
<b>1</b>	X:00.000 226.4	1:37.396	31.607 176.4	X:00.000	<b>5</b> - <b>24.288 258.9</b>	1:22.630	28.781 <b>195.6</b>	2:15.699
<b>2</b>	25.176 252.3	1:28.568	29.511 191.1	2:23.255	<b>6</b> - 24.556 254.1	<b>1:21.901</b>	<b>28.687 194.5</b>	<b>2:15.144</b>
<b>3</b>	24.718 253.5	1:24.780	29.511 188.1	2:19.009	<b>7</b> - 24.533 254.1	1:41.114	55.501	3:01.148P
<b>4</b>	24.652 254.1	1:23.519	29.109 194.5	2:17.280				
<b>16</b>	<b>Fabio CARBONE</b>			<b>BRA</b>	SLC Opel-Spiess			
<b>1</b>	X:00.000 191.4	1:44.178	30.334 187.1	X:00.000	<b>5</b> - 24.142 260.8	1:21.893	28.852 197.8	2:14.887
<b>2</b>	24.841 252.3	1:27.285	31.137 191.1	2:23.263	<b>6</b> - <b>23.842 266.0</b>	<b>1:21.351</b>	28.852 <b>198.1</b>	<b>2:14.045</b>
<b>3</b>	24.427 255.9	1:23.342	29.137 195.6	2:16.906	<b>7</b> - 24.061 256.5	1:39.447	57.765	3:01.273P
<b>4</b>	24.156 262.1	1:22.243	<b>28.783 197.0</b>	2:15.182				

Weather/Track: Sunny/Dry


www.mstworld.com

Page 2 of 5

Circuito Da Guia  
Circuit Length = 6.1200 km.  
Start: 08:26 End: 08:41

Printed - 08:47 Saturday, 19 November 2005





**BULLETIN TK080**

**FIA Intercontinental Cup for Formula 3  
WARM-UP - SECTOR ANALYSIS**

(contd.)

<b>17</b>	<b>Fillip SALAQUARDA</b>			<b>CZE</b>	Dallara Opel-Spiess				
1 -	X:00.000 192.5	1:38.995	32.388 171.4	X:00.000	4 -	25.055 247.1	1:25.237	29.111 194.5	2:19.403
2 -	26.287 246.5	1:32.691	30.190 191.1	2:29.168	5 -	<b>24.798 251.1</b>	<b>1:24.278</b>	30.144 176.1	<b>2:19.220</b>
3 -	25.157 247.1	1:26.209	29.443 194.2	2:20.809					
<b>18</b>	<b>Rodolfo AVILA</b>			<b>MAC</b>	Dallara Mercedes HWA				
1 -	X:00.000 223.6	1:37.913	31.079 186.5	X:00.000	4 -	24.923 <b>249.4</b>	<b>1:25.459</b>	29.409 194.2	<b>2:19.791</b>
2 -	25.318 248.2	1:28.854	30.267 187.5	2:24.439	5 -	<b>24.918 249.4</b>	1:25.834	45.472	2:36.224P
3 -	25.103 248.2	1:26.738	29.422 <b>194.5</b>	2:21.263	6 -	1:32.440 <b>249.4</b>	1:26.587	55.923	3:54.950P
<b>19</b>	<b>Paolo MONTIN</b>			<b>ITA</b>	Dallara Honda-Mugen/NB				
1 -	X:00.000 212.5	1:35.973	30.738 182.7	X:00.000	5 -	<b>24.226 252.9</b>	<b>1:20.886</b>	<b>28.381 198.5</b>	<b>2:13.493</b>
2 -	25.066 251.1	1:25.639	29.252 193.2	2:19.957	6 -	24.521 253.5	1:21.643	28.465 198.1	2:14.629
3 -	24.292 <b>261.5</b>	1:27.319	29.046 197.0	2:20.657	7 -	24.551 253.5	1:38.928	58.613	3:02.092P
4 -	24.527 254.7	1:21.955	28.637 198.1	2:15.119					
<b>20</b>	<b>Kohei HIRATE</b>			<b>JPN</b>	Dallara Opel-Spiess				
1 -				X:00.000P	5 -				2:14.641
2 -				2:55.823	6 -				<b>2:14.469</b>
3 -				2:18.760	7 -				2:58.804P
4 -				2:16.048					
<b>21</b>	<b>Steven KANE</b>			<b>GBR</b>	Lola Honda-Mugen/NB				
1 -	X:00.000 228.3	1:37.345	30.606 184.6	X:00.000	5 -	24.916 253.5	1:23.240	29.040 <b>198.1</b>	2:17.196
2 -	25.675 246.0	1:27.624	29.898 193.5	2:23.197	6 -	24.716 250.5	<b>1:22.296</b>	<b>28.654 198.1</b>	<b>2:15.666</b>
3 -	<b>24.536 255.3</b>	1:24.597	29.252 194.9	2:18.385	7 -	24.642 252.3	1:38.773	59.394	3:02.809P
4 -	24.866 249.4	1:23.735	28.975 196.0	2:17.576					
<b>22</b>	<b>Stephen JELLEY</b>			<b>GBR</b>	Dallara Opel-Spiess				
1 -	X:00.000 204.5	1:37.910	30.477 185.5	X:00.000	5 -	24.506 253.5	<b>1:23.591</b>	<b>28.815 197.8</b>	<b>2:16.912</b>
2 -	25.234 248.2	1:27.251	29.502 191.4	2:21.987	6 -	24.463 252.9	1:24.599	30.483 196.7	2:19.545
3 -	24.700 253.5	1:24.861	29.155 195.2	2:18.716	7 -	<b>24.347 255.9</b>	1:39.117	58.857	3:02.321P
4 -	24.508 253.5	1:23.625	28.846 195.6	2:16.979					
<b>23</b>	<b>Michael HO</b>			<b>MAC</b>	Dallara Toyota-Tom's				
1 -				X:00.000	4 -				2:22.603
2 -				2:40.711	5 -				<b>2:21.263</b>
3 -				2:26.442	6 -				3:07.801P


Weather/Track: Sunny/Dry

www.mstworld.com

Page 3 of 5

Circuito Da Guia  
Circuit Length = 6.1200 km.  
Start: 08:26 End: 08:41

Printed - 08:47 Saturday, 19 November 2005



BULLETIN TK080

FIA Intercontinental Cup for Formula 3  
WARM-UP - SECTOR ANALYSIS

(contd.)

<b>24</b>	<b>Danny WATTS</b>			<b>GBR</b>	Dallara Toyota-Tom's				
1 -				X:00.000P	4 -			2:20.144	
2 -				2:57.792	5 -			<b>2:15.486</b>	
3 -				2:18.234	6 -			2:53.675P	
<b>26</b>	<b>Daisuke IKEDA</b>			<b>JPN</b>	Dallara Toyota-Tom's				
1 -	X:00.000 224.0	1:37.718	31.555 179.4	X:00.000	5 -	<i>24.686</i> 251.1	1:23.137	28.972 195.2	2:16.795
2 -	25.542 242.6	1:28.137	30.249 188.8	2:23.928	6 -	24.719 251.1	<b>1:23.049</b>	<b>28.881 196.7</b>	<b>2:16.649</b>
3 -	25.047 250.5	1:26.874	29.613 189.4	2:21.534	7 -	<i>24.686</i> 251.1	1:35.726	1:00.682	3:01.094P
4 -	25.121 <i>252.9</i>	1:24.470	29.231 193.8	2:18.822					
<b>27</b>	<b>Taku BAMBA</b>			<b>JPN</b>	Dallara Toyota-Tom's				
1 -	X:00.000 229.7	1:34.647	30.767 186.8	X:00.000	4 -	24.947 <i>251.7</i>	1:24.736	40.459	2:30.142P
2 -	25.477 244.3	1:27.469	<b>29.617 191.4</b>	2:22.563	5 -	46.345 250.0	<b>1:23.935</b>	40.951	2:51.231P
3 -	<i>24.934</i> 250.0	1:24.381	30.004 185.5	<b>2:19.319</b>	6 -	1:39.284 190.4	1:50.137	1:00.564	4:33.985P
<b>28</b>	<b>Bruno SENNA</b>			<b>BRA</b>	Dallara Honda-Mugen/NB				
1 -	X:00.000 205.3	1:47.756	31.549 183.9	X:00.000	5 -	25.242 246.5	1:25.523	29.115 192.5	2:19.880
2 -	25.558 245.4	1:29.642	31.830 184.9	2:27.030	6 -	25.126 247.1	<b>1:22.778</b>	<b>28.992 193.8</b>	<b>2:16.896</b>
3 -	<i>25.043</i> 251.7	1:27.503	32.337 186.2	2:24.883	7 -	25.075 <i>253.5</i>	1:40.526	57.969	3:03.570P
4 -	25.382 247.1	1:25.632	29.656 190.1	2:20.670					
<b>29</b>	<b>Jo MERSZEI</b>			<b>MAC</b>	Dallara Honda-Mugen/NB				
1 -	X:00.000 165.8	1:53.268	34.420 178.5	X:00.000	3 -	26.853 204.9	<b>1:38.864</b>	47.554	2:53.271P
2 -	<i>26.113 240.5</i>	1:45.983	<b>34.793 180.9</b>	<b>2:46.889</b>					
<b>30</b>	<b>Karl REINDLER</b>			<b>AUS</b>	Dallara Honda-Mugen/NB				
1 -	X:00.000 229.2	1:37.672	44.357	X:00.000P	5 -	24.960 253.5	1:23.778	<b>29.210 194.2</b>	2:17.948
2 -	1:03.208 242.6	1:26.387	30.464 186.5	3:00.059	6 -	<i>24.915 254.7</i>	<b>1:23.012</b>	29.978 186.8	<b>2:17.905</b>
3 -	25.101 250.5	1:25.372	29.931 189.4	2:20.404	7 -	28.724 163.8	1:39.762	52.839	3:01.325P
4 -	24.962 249.4	1:26.779	29.755 193.2	2:21.496					
<b>32</b>	<b>CHEONG Lou Meng</b>			<b>MAC</b>	Dallara Honda-Mugen/NB				
1 -	X:00.000 186.2	1:37.731	31.928 185.8	X:00.000	4 -	<i>25.031 248.8</i>	1:28.257	30.428 189.4	2:23.716
2 -	26.131 236.3	1:31.585	30.584 185.2	2:28.300	5 -	25.071 <i>248.8</i>	<b>1:27.500</b>	<b>29.984 191.4</b>	<b>2:22.555</b>
3 -	25.243 246.5	1:30.114	30.479 189.1	2:25.836	6 -	25.054 230.7	1:29.064	55.844	2:49.962P


Weather/Track: Sunny/Dry

www.mstworld.com

Page 4 of 5

Circuito Da Guia  
Circuit Length = 6.1200 km.  
Start: 08:26 End: 08:41

Printed - 08:47 Saturday, 19 November 2005



**BULLETIN TK080**

**FIA Intercontinental Cup for Formula 3  
WARM-UP - SECTOR ANALYSIS**

(contd.)

<b>33</b>	LEI Kit Meng		MAC		Dallara Opel-Spiess			
<b>1</b>	X:00.000 218.6	1:57.538	33.878 179.4	X:00.000	<b>4</b> - 25.406 244.8	1:34.442	33.230 173.3	2:33.078
<b>2</b>	27.686 232.2	1:40.230	32.593 183.9	2:40.509	<b>5</b> - 25.744 246.5	1:31.575	<b>30.662 190.4</b>	<b>2:27.981</b>
<b>3</b>	26.415 241.6	1:38.542	32.170 187.1	2:37.127	<b>6</b> - <b>25.283 248.2</b>	<b>1:30.289</b>	55.256	2:50.828P


Weather/Track: Sunny/Dry

www.mstworld.com

Page 5 of 5

Circuito Da Guia  
Circuit Length = 6.1200 km.  
Start: 08:26 End: 08:41

Printed - 08:47 Saturday, 19 November 2005



## BULLETIN TK081


### FIA Intercontinental Cup for Formula 3 WARM-UP - SPEED TRAP - FINISH LINE

POS	NO	CL	DRIVER	NAT	CAR	KPH
1	8		Lucas di GRASSI	BRA	Dallara Mercedes-HWA	200.0
2	6		Charlie KIMBALL	USA	Dallara Honda-Mugen/NB	199.2
3	14		Romain GROSJEAN	FRA	Dallara Opel-Spiess	199.2
4	7		Christian BAKKERUD	DEN	Dallara Honda-Mugen/NB	198.8
5	4		Kazuki NAKAJIMA	JPN	Dallara Toyota-Tom's	198.5
6	19		Paolo MONTIN	ITA	Dallara Honda-Mugen/NB	198.5
7	16		Fabio CARBONE	BRA	SLC Opel-Spiess	198.1
8	21		Steven KANE	GBR	Lola Honda-Mugen/NB	198.1
9	9		Mike CONWAY	GBR	Dallara Mercedes-HWA	197.8
10	22		Stephen JELLEY	GBR	Dallara Opel-Spiess	197.8
11	5		Robert KUBICA	POL	Dallara Honda-Mugen/NB	197.8
12	10		Naoki YOKOMIZO	JPN	Dallara Nissan-Tomei	197.0
13	1		Loic DUVAL	FRA	Dallara Mercedes-HWA	197.0
14	26		Daisuke IKEDA	JPN	Dallara Toyota-Tom's	196.7
15	12		Dan CLARKE	GBR	Dallara Opel-Spiess	196.7
16	2		Sebastian VETTEL	GER	Dallara Mercedes-HWA	196.3
17	11		Franck PERERA	FRA	Dallara Opel-Spiess	196.0
18	15		Guillaume MOREAU	FRA	Dallara Opel-Spiess	195.6
19	3		Joao P de OLIVEIRA	BRA	Dallara Toyota-Tom's	195.2
20	17		Fillip SALAQUARDA	CZE	Dallara Opel-Spiess	194.5
21	18		Rodolfo AVILA	MAC	Dallara Mercedes HWA	194.5
22	30		Karl REINDLER	AUS	Dallara Honda-Mugen/NB	194.2
23	28		Bruno SENNA	BRA	Dallara Honda-Mugen/NB	193.8
24	32		CHEONG Lou Meng	MAC	Dallara Honda-Mugen/NB	191.4
25	27		Taku BAMBA	JPN	Dallara Toyota-Tom's	191.4
26	33		LEI Kit Meng	MAC	Dallara Opel-Spiess	190.4
27	29		Jo MERSZEI	MAC	Dallara Honda-Mugen/NB	180.9

Weather/Track: Sunny/Dry

**mst UNISYS**

Circuito Da Guia  
Circuit Length = 6.1200 km.  
Start: 08:26 End: 08:41



## BULLETIN TK081

### FIA Intercontinental Cup for Formula 3 WARM-UP - SPEED TRAP - SECTOR 1

(contd.)

POS	NO	CL	DRIVER	NAT	CAR	KPH
1	16		Fabio CARBONE	BRA	SLC Opel-Spiess	266.0
2	19		Paolo MONTIN	ITA	Dallara Honda-Mugen/NB	261.5
3	8		Lucas di GRASSI	BRA	Dallara Mercedes-HWA	259.6
4	5		Robert KUBICA	POL	Dallara Honda-Mugen/NB	258.9
5	15		Guillaume MOREAU	FRA	Dallara Opel-Spiess	258.9
6	9		Mike CONWAY	GBR	Dallara Mercedes-HWA	258.3
7	6		Charlie KIMBALL	USA	Dallara Honda-Mugen/NB	258.3
8	14		Romain GROSJEAN	FRA	Dallara Opel-Spiess	258.3
9	10		Naoki YOKOMIZO	JPN	Dallara Nissan-Tomei	257.7
10	4		Kazuki NAKAJIMA	JPN	Dallara Toyota-Tom's	257.1
11	1		Loic DUVAL	FRA	Dallara Mercedes-HWA	257.1
12	22		Stephen JELLEY	GBR	Dallara Opel-Spiess	255.9
13	7		Christian BAKKERUD	DEN	Dallara Honda-Mugen/NB	255.9
14	3		Joao P de OLIVEIRA	BRA	Dallara Toyota-Tom's	255.3
15	21		Steven KANE	GBR	Lola Honda-Mugen/NB	255.3
16	30		Karl REINDLER	AUS	Dallara Honda-Mugen/NB	254.7
17	28		Bruno SENNA	BRA	Dallara Honda-Mugen/NB	253.5
18	12		Dan CLARKE	GBR	Dallara Opel-Spiess	253.5
19	11		Franck PERERA	FRA	Dallara Opel-Spiess	253.5
20	26		Daisuke IKEDA	JPN	Dallara Toyota-Tom's	252.9
21	2		Sebastian VETTEL	GER	Dallara Mercedes-HWA	252.3
22	27		Taku BAMBA	JPN	Dallara Toyota-Tom's	251.7
23	17		Fillip SALAQUARDA	CZE	Dallara Opel-Spiess	251.1
24	18		Rodolfo AVILA	MAC	Dallara Mercedes HWA	249.4
25	32		CHEONG Lou Meng	MAC	Dallara Honda-Mugen/NB	248.8
26	33		LEI Kit Meng	MAC	Dallara Opel-Spiess	248.2
27	29		Jo MERSZEI	MAC	Dallara Honda-Mugen/NB	240.5

Weather/Track: Sunny/Dry

**mst UNISYS**

Circuito Da Guia  
Circuit Length = 6.1200 km.  
Start: 08:26 End: 08:41

# FIA Intercontinental Cup for Formula 3 Warm-Up - Best Sector Times Report

Timing Bulletin 82

POS	SECTOR 1			SECTOR 2			SECTOR 3			NO	NAME	IDEAL/BEST LAP COMPARISON			DIFF
	NO	TIME	LAP	NO	TIME	LAP	NO	TIME	LAP			IDEAL	BEST	LAP	
1	8	23.675	6	1	1:19.995	5	9	28.233	5	1	DUVAL	2:12.680	2:14.014	5	+ 1.334
2	16	23.842	6	11	1:20.243	6	19	28.381	5	11	PERERA	2:13.185	2:13.185	6	+ 0.000
3	6	24.068	6	10	1:20.637	6	4	28.389	5	19	MONTIN	2:13.493	2:13.493	5	+ 0.000
4	5	24.125	5	2	1:20.762	5	8	28.473	5	9	CONWAY	2:13.542	2:13.729	5	+ 0.187
5	9	24.135	6	19	1:20.886	5	6	28.484	5	5	KUBICA	2:13.882	2:14.177	4	+ 0.295
6	4	24.168	4	5	1:21.029	4	1	28.490	3	2	VETTEL	2:13.897	2:14.337	4	+ 0.440
7	1	24.195	4	3	1:21.083	5	11	28.588	6	10	YOKOMIZO	2:13.938	2:14.114	6	+ 0.176
8	14	24.226	6	9	1:21.174	5	21	28.654	6	16	CARBONE	2:13.976	2:14.045	6	+ 0.069
9	19	24.226	5	16	1:21.351	6	15	28.687	6	8	GRASSI	2:14.258	2:14.744	5	+ 0.486
10	15	24.288	5	7	1:21.578	5	12	28.709	4	3	OLIVEIRA	2:14.366	2:14.366	5	+ 0.000
11	22	24.347	7	12	1:21.709	4	5	28.728	4	4	NAKAJIMA	2:14.377	2:14.619	5	+ 0.242
12	2	24.350	4	4	1:21.820	5	14	28.728	5	6	KIMBALL	2:14.579	2:14.999	5	+ 0.420
13	11	24.354	6	15	1:21.901	6	7	28.747	5	12	CLARKE	2:14.819	2:15.070	4	+ 0.251
14	12	24.401	6	6	1:22.027	5	16	28.783	4	7	BAKKERUD	2:14.832	2:15.039	5	+ 0.207
15	3	24.433	5	8	1:22.110	5	2	28.785	4	15	MOREAU	2:14.876	2:15.144	6	+ 0.268
16	10	24.487	4	14	1:22.240	5	10	28.814	6	14	GROSJEAN	2:15.194	2:15.343	5	+ 0.149
17	7	24.507	6	21	1:22.296	6	22	28.815	5	21	KANE	2:15.486	2:15.666	6	+ 0.180
18	21	24.536	3	28	1:22.778	6	3	28.850	5	26	IKEDA	2:16.616	2:16.649	6	+ 0.033
19	26	24.686	5	30	1:23.012	6	26	28.881	6	22	JELLEY	2:16.753	2:16.912	5	+ 0.159
20	17	24.798	5	26	1:23.049	6	28	28.992	6	28	SENNA	2:16.813	2:16.896	6	+ 0.083
21	30	24.915	6	22	1:23.591	5	17	29.111	4	30	REINDLER	2:17.137	2:17.905	6	+ 0.768
22	18	24.918	5	27	1:23.935	5	30	29.210	5	17	SALAUARD	2:18.187	2:19.220	5	+ 1.033
23	27	24.934	3	17	1:24.278	5	18	29.409	4	27	BAMBA	2:18.486	2:19.319	3	+ 0.833
24	32	25.031	4	18	1:25.459	4	27	29.617	2	18	AVILA	2:19.786	2:19.791	4	+ 0.005
25	28	25.043	3	32	1:27.500	5	32	29.984	5	32	CHEONG	2:22.515	2:22.555	5	+ 0.040
26	33	25.283	6	33	1:30.289	6	33	30.662	5	33	LEI	2:26.234	2:27.981	5	+ 1.747
27	29	26.113	2	29	1:38.864	3	29	34.420	1	29	MERSZEI	2:39.397	2:46.889	2	+ 7.492

'Perfect Lap' - 2:11.903




Circuit Length - 6.1200 kilometres  
Circuito Da Guia  
Macau

Weather/Track: Sunny/Dry

Printed at 08:49, Saturday, 19 November, 2005

© MST Systems Ltd, 2005 (www.mstworld.com)

Page 1




## BULLETIN TK087

### FIA Intercontinental Cup for Formula 3 STARTING GRID - QUALIFICATION RACE

ROW 15	2:22.497	29	2:24.177
	33 LEI		MERSZEI
ROW 14	2:18.117	32	2:19.887
	23 HO		CHEONG
ROW 13	2:17.219	17	2:17.574
	18 AVILA		SALAGUARDA
ROW 12	2:15.891	21	2:16.052
	26 IKEDA		KANE
ROW 11	2:15.418	28	2:15.520
	11 PERERA		SENNA
ROW 10	2:14.847	22	2:15.083
	14 GROSJEAN		JELLEY
ROW 9	2:14.768	30	2:14.806
	12 CLARKE		REINDLER
ROW 8	2:14.280	27	2:14.728
	20 HIRATE		BAMBA
ROW 7	2:14.031	7	2:14.127
	24 WATTS		BAKKERUD
ROW 6	2:13.593	6	2:14.000
	2 VETTEL		KIMBALL
ROW 5	2:13.337	10	2:13.515
	15 MOREAU		YOKOMIZO
ROW 4	2:13.273	16	2:13.306
	4 NAKAJIMA		CARBONE
ROW 3	2:13.236	3	2:13.247
	19 MONTIN		OLIVEIRA
ROW 2	2:12.254	8	2:13.081
	9 CONWAY		GRASSI
ROW 1	2:11.348	5	2:12.163
	1 DUVAL		KUBICA


POLE



Weather/Track : Sunny/Dry

Circuito Da Guia  
Circuit Length = 6.1200 km.  
Start: 14:00 End: 15:03

Race Director:	Steward:	Timekeeper:
----------------	----------	-------------



## BULLETIN TK099

### FIA Intercontinental Cup for Formula 3 RACE CLASSIFICATION - QUALIFICATION RACE

POS	NO	CL	DRIVER	NAT	CAR	TIME	LAPS	GAP	KPH	BEST
1	1		Loic DUVAL	FRA	Dallara Mercedes-HWA	22:19.317	10		164.50	2:12.544
2	5		Robert KUBICA	POL	Dallara Honda-Mugen/NB	22:20.894	10	1.577	164.30	2:12.003
3	8		Lucas di GRASSI	BRA	Dallara Mercedes-HWA	22:26.708	10	7.391	163.59	2:13.089
4	9		Mike CONWAY	GBR	Dallara Mercedes-HWA	22:27.497	10	8.180	163.50	2:12.567
5	19		Paolo MONTIN	ITA	Dallara Honda-Mugen/NB	22:33.685	10	14.368	162.75	2:13.443
6	3		Joao P de OLIVEIRA	BRA	Dallara Toyota-Tom's	22:34.358	10	15.041	162.67	2:13.453
7	4		Kazuki NAKAJIMA	JPN	Dallara Toyota-Tom's	22:40.863	10	21.546	161.89	2:13.878
8	2		Sebastian VETTEL	GER	Dallara Mercedes-HWA	22:41.478	10	22.161	161.82	2:13.316
9	6		Charlie KIMBALL	USA	Dallara Honda-Mugen/NB	22:47.021	10	27.704	161.16	2:14.591
10	24		Danny WATTS	GBR	Dallara Toyota-Tom's	22:48.092	10	28.775	161.04	2:14.694
11	7		Christian BAKKERUD	DEN	Dallara Honda-Mugen/NB	22:48.348	10	29.031	161.01	2:14.558
12	15		Guillaume MOREAU	FRA	Dallara Opel-Spiess	22:49.187	10	29.870	160.91	2:14.889
13	12		Dan CLARKE	GBR	Dallara Opel-Spiess	22:49.456	10	30.139	160.88	2:14.424
14	10		Naoki YOKOMIZO	JPN	Dallara Nissan-Tomei	22:50.179	10	30.862	160.79	2:14.892
15	11		Franck PERERA	FRA	Dallara Opel-Spiess	22:50.653	10	31.336	160.74	2:14.511
16	14		Romain GROSJEAN	FRA	Dallara Opel-Spiess	22:51.364	10	32.047	160.65	2:14.769
17	30		Karl REINDLER	AUS	Dallara Honda-Mugen/NB	22:51.970	10	32.653	160.58	2:14.505
18	21		Steven KANE	GBR	Lola Honda-Mugen/NB	22:52.678	10	33.361	160.50	2:14.406
19	16		Fabio CARBONE	BRA	SLC Opel-Spiess	23:03.513	10	44.196	159.24	2:14.384
20	26		Daisuke IKEDA	JPN	Dallara Toyota-Tom's	23:04.376	10	45.059	159.14	2:14.794
21	22		Stephen JELLEY	GBR	Dallara Opel-Spiess	23:06.303	10	46.986	158.92	2:15.533
22	20		Kohei HIRATE	JPN	Dallara Opel-Spiess	23:14.172	10	54.855	158.02	2:14.346
23	17		Fillip SALAQUARDA	CZE	Dallara Opel-Spiess	23:21.987	10	1:02.670	157.14	2:17.011
24	18		Rodolfo AVILA	MAC	Dallara Mercedes HWA	23:29.431	10	1:10.114	156.31	2:17.433
25	23		Michael HO	MAC	Dallara Toyota-Tom's	23:34.745	10	1:15.428	155.73	2:18.845
26	29		Jo MERSZEI	MAC	Dallara Honda-Mugen/NB	22:46.190	9	1 LAP	145.13	2:27.268
27	33		LEI Kit Meng	MAC	Dallara Opel-Spiess	22:47.939	9	1 LAP	144.95	2:27.074

#### NOT CLASSIFIED

32	CHEONG Lou Meng	MAC	Dallara Honda-Mugen/NB	20:45.883	4	D.N.F.	70.73	2:28.908
28	Bruno SENNA	BRA	Dallara Honda-Mugen/NB	2:42.467	1	D.N.F.	135.60	2:42.467

#### FASTEST LAP

5	Robert KUBICA		Dallara Honda-Mugen/NB	2:12.003	8	166.90kph	103.71mph
---	---------------	--	------------------------	----------	---	-----------	-----------

Weather/Track: Sunny/Dry

Circuito Da Guia  
Circuit Length = 6.1200 km.  
Start: 14:17 End: 14:39


**mst** UNISYS

Race Director:

Steward:

Timekeeper:





## BULLETIN TK100

### FIA Intercontinental Cup for Formula 3 QUALIFICATION RACE - SECTOR ANALYSIS

<b>1</b>	<b>Loic DUVAL</b>		<b>FRA</b>		<b>Dallara Mercedes-HWA</b>				
<b>1</b> -	30.017 251.1	1:21.258	28.486 197.4	<b>2:19.761</b>	<b>6</b> -	24.411 254.1	1:20.452	<b>28.165</b> 199.2	2:13.028
<b>2</b> -	24.487 254.1	1:20.743	28.383 197.8	2:13.613	<b>7</b> -	24.418 252.9	1:20.229	28.201 199.6	2:12.848
<b>3</b> -	24.505 252.9	1:21.142	28.361 198.1	2:14.008	<b>8</b> -	24.448 252.3	1:20.063	28.180 <b>200.0</b>	2:12.691
<b>4</b> -	24.474 252.9	1:20.439	28.371 198.5	2:13.284	<b>9</b> -	24.300 <b>254.7</b>	1:21.567	28.439 197.8	2:14.306
<b>5</b> -	24.469 252.3	<b>1:19.861</b>	28.214 199.6	<b>2:12.544</b>	<b>10</b> -	24.433 253.5	1:20.444	28.357 196.0	2:13.234
<b>2</b>	<b>Sebastian VETTEL</b>		<b>GER</b>		<b>Dallara Mercedes-HWA</b>				
<b>1</b> -	31.215 239.4	1:28.202	28.810 199.2	<b>2:28.227</b>	<b>6</b> -	24.006 259.6	1:22.749	28.557 200.3	2:15.312
<b>2</b> -	23.713 <b>262.1</b>	1:23.220	28.541 200.3	2:15.474	<b>7</b> -	23.940 255.9	1:21.555	28.484 200.3	2:13.979
<b>3</b> -	23.872 261.5	1:23.357	28.408 <b>200.7</b>	2:15.637	<b>8</b> -	<b>24.310</b> 255.3	1:21.142	28.415 200.0	2:13.867
<b>4</b> -	23.723 257.7	1:22.195	28.612 194.2	2:14.530	<b>9</b> -	24.232 255.9	<b>1:20.739</b>	<b>28.345</b> <b>200.7</b>	<b>2:13.316</b>
<b>5</b> -	24.245 255.9	1:23.196	28.537 199.6	2:15.978	<b>10</b> -	24.174 256.5	1:22.622	28.362 200.3	2:15.158
<b>3</b>	<b>Joao P de OLIVEIRA</b>		<b>BRA</b>		<b>Dallara Toyota-Tom's</b>				
<b>1</b> -	30.753 236.8	1:25.901	28.778 197.0	2:25.432	<b>6</b> -	24.099 257.7	1:21.525	28.324 199.2	2:13.948
<b>2</b> -	24.110 259.6	1:22.724	28.709 197.0	2:15.543	<b>7</b> -	24.004 259.6	<b>1:21.131</b>	28.318 200.0	<b>2:13.453</b>
<b>3</b> -	24.183 257.7	1:22.472	28.585 197.8	2:15.240	<b>8</b> -	<b>23.983</b> 261.5	1:21.677	<b>28.281</b> <b>200.0</b>	2:13.941
<b>4</b> -	24.142 258.3	1:22.064	28.337 198.1	2:14.543	<b>9</b> -	23.956 <b>262.1</b>	1:21.320	28.366 <b>200.7</b>	2:13.642
<b>5</b> -	24.124 258.3	1:21.513	28.407 199.2	2:14.044	<b>10</b> -	23.962 260.2	1:22.143	28.467 199.2	2:14.572
<b>4</b>	<b>Kazuki NAKAJIMA</b>		<b>JPN</b>		<b>Dallara Toyota-Tom's</b>				
<b>1</b> -	30.802 238.4	1:26.818	28.774 197.8	2:26.394	<b>6</b> -	24.046 258.9	1:22.126	28.347 199.2	2:14.519
<b>2</b> -	23.972 <b>261.5</b>	1:23.472	28.565 198.8	2:16.009	<b>7</b> -	24.104 257.1	<b>1:21.547</b>	28.227 199.6	<b>2:13.878</b>
<b>3</b> -	24.020 258.9	1:23.294	28.595 198.1	2:15.909	<b>8</b> -	24.124 257.7	1:22.318	28.300 199.2	2:14.742
<b>4</b> -	24.084 259.6	1:22.278	28.423 199.2	2:14.785	<b>9</b> -	24.141 256.5	1:21.607	<b>28.187</b> <b>200.3</b>	2:13.935
<b>5</b> -	24.058 258.3	1:21.976	28.243 <b>201.1</b>	2:14.277	<b>10</b> -	24.136 256.5	1:23.853	28.426 198.1	2:16.415
<b>5</b>	<b>Robert KUBICA</b>		<b>POL</b>		<b>Dallara Honda-Mugen/NB</b>				
<b>1</b> -	30.262 249.4	1:22.749	29.026 197.0	2:22.037	<b>6</b> -	<b>24.301</b> 254.1	1:20.226	28.239 200.3	2:12.766
<b>2</b> -	24.351 255.3	1:21.504	28.655 196.7	2:14.510	<b>7</b> -	24.254 254.1	1:20.663	28.782 200.0	2:13.699
<b>3</b> -	24.389 254.1	1:21.242	28.423 199.2	2:14.054	<b>8</b> -	24.338 255.3	<b>1:19.547</b>	<b>28.118</b> <b>200.0</b>	<b>2:12.003</b>
<b>4</b> -	24.312 253.5	1:20.537	28.433 198.8	2:13.282	<b>9</b> -	24.197 255.9	1:20.412	28.211 <b>200.7</b>	2:12.820
<b>5</b> -	24.319 254.7	1:20.483	28.285 199.2	2:13.087	<b>10</b> -	24.166 <b>257.1</b>	1:20.210	28.260 200.3	2:12.636
<b>6</b>	<b>Charlie KIMBALL</b>		<b>USA</b>		<b>Dallara Honda-Mugen/NB</b>				
<b>1</b> -	31.212 241.6	1:28.737	28.776 198.5	2:28.725	<b>6</b> -	23.742 259.6	1:22.446	28.403 201.8	<b>2:14.591</b>
<b>2</b> -	23.668 267.3	1:23.838	28.565 201.1	2:16.071	<b>7</b> -	23.300 <b>268.6</b>	1:23.639	28.369 201.8	2:15.308
<b>3</b> -	23.751 267.3	1:23.610	28.445 201.4	2:15.806	<b>8</b> -	<b>23.918</b> 264.0	1:23.273	28.437 <b>202.6</b>	2:15.628
<b>4</b> -	23.574 265.3	1:22.983	28.479 199.6	2:15.036	<b>9</b> -	23.772 257.1	1:23.361	<b>28.329</b> <b>201.8</b>	2:15.462
<b>5</b> -	23.775 260.2	1:22.831	29.149 200.3	2:15.755	<b>10</b> -	23.881 255.3	<b>1:21.714</b>	29.044 199.6	2:14.639

Weather/Track: Sunny/Dry

www.mstworld.com

Page 1 of 5

Circuito Da Guia  
Circuit Length = 6.1200 km.  
Start: 14:17 End: 14:39  
Printed - 14:46 Saturday, 19 November 2005

**BULLETIN TK100**

**FIA Intercontinental Cup for Formula 3  
QUALIFICATION RACE - SECTOR ANALYSIS**

(contd.)

<b>7</b>	<b>Christian BAKKERUD</b>		<b>DEN</b>		Dallara Honda-Mugen/NB				
<b>1</b> -	31.604 256.5	1:29.491	28.967 196.3	2:30.062	<b>6</b> -	24.181 260.8	1:22.692	28.266 201.4	2:15.139
<b>2</b> -	23.958 262.1	1:23.439	28.567 199.6	2:15.964	<b>7</b> -	23.521 263.4	1:24.083	28.590 189.4	2:16.194
<b>3</b> -	23.900 262.1	1:23.562	28.502 201.1	2:15.964	<b>8</b> -	<b>24.487</b> 255.3	1:22.995	28.352 <b>202.6</b>	2:15.834
<b>4</b> -	23.939 258.9	<b>1:22.339</b>	28.280 201.1	<b>2:14.558</b>	<b>9</b> -	23.766 251.7	1:22.960	<b>28.202 202.6</b>	2:14.928
<b>5</b> -	23.666 264.7	1:22.532	28.477 197.0	2:14.675	<b>10</b> -	23.567 <b>267.3</b>	1:23.135	28.328 201.8	2:15.030
<b>8</b>	<b>Lucas di GRASSI</b>		<b>BRA</b>		Dallara Mercedes-HWA				
<b>1</b> -	30.312 252.3	1:23.737	28.885 197.4	2:22.934	<b>6</b> -	24.077 257.7	1:20.946	28.095 <b>200.7</b>	2:13.118
<b>2</b> -	<b>23.929 262.1</b>	1:22.528	28.446 198.8	2:14.903	<b>7</b> -	24.110 255.9	1:21.124	28.363 200.0	2:13.597
<b>3</b> -	24.000 260.2	1:22.334	28.318 200.0	2:14.652	<b>8</b> -	24.152 256.5	1:20.831	28.110 200.0	2:13.093
<b>4</b> -	24.055 257.7	1:21.517	28.088 198.5	2:13.660	<b>9</b> -	24.107 257.1	<b>1:20.606</b>	28.376 199.6	<b>2:13.089</b>
<b>5</b> -	24.120 257.7	1:21.619	<b>27.998 200.7</b>	2:13.737	<b>10</b> -	24.162 257.1	1:21.329	28.434 199.6	2:13.925
<b>9</b>	<b>Mike CONWAY</b>		<b>GBR</b>		Dallara Mercedes-HWA				
<b>1</b> -	30.682 249.4	1:24.391	28.607 197.0	2:23.680	<b>6</b> -	24.133 258.3	1:21.601	28.197 198.8	2:13.931
<b>2</b> -	23.983 261.5	1:22.384	28.287 198.5	2:14.654	<b>7</b> -	24.137 255.3	1:20.922	28.227 199.6	2:13.286
<b>3</b> -	23.823 <b>262.7</b>	1:22.529	28.299 200.0	2:14.651	<b>8</b> -	24.103 256.5	<b>1:20.452</b>	<b>28.012 200.7</b>	<b>2:12.567</b>
<b>4</b> -	<b>23.757 262.7</b>	1:22.005	28.072 200.0	2:13.834	<b>9</b> -	23.964 259.6	1:20.620	28.832 194.2	2:13.416
<b>5</b> -	23.862 260.8	1:22.069	28.292 196.0	2:14.223	<b>10</b> -	24.266 257.7	1:20.742	28.247 199.2	2:13.255
<b>10</b>	<b>Naoki YOKOMIZO</b>		<b>JPN</b>		Dallara Nissan-Tomei				
<b>1</b> -	31.648 249.4	1:28.937	28.811 196.0	2:29.396	<b>6</b> -	23.892 <b>263.4</b>	1:22.924	28.403 197.8	2:15.219
<b>2</b> -	24.080 259.6	1:23.305	28.593 195.2	2:15.978	<b>7</b> -	24.061 259.6	1:23.449	28.502 196.0	2:16.012
<b>3</b> -	24.099 259.6	1:23.342	28.467 198.1	2:15.908	<b>8</b> -	24.354 256.5	1:23.360	28.487 197.4	2:16.201
<b>4</b> -	24.066 258.3	1:22.448	<b>28.378 198.5</b>	<b>2:14.892</b>	<b>9</b> -	24.050 259.6	1:23.405	28.417 196.7	2:15.872
<b>5</b> -	23.995 257.1	1:23.157	28.511 197.8	2:15.663	<b>10</b> -	24.061 259.6	<b>1:22.344</b>	28.633 196.7	2:15.038
<b>11</b>	<b>Franck PERERA</b>		<b>FRA</b>		Dallara Opel-Spiess				
<b>1</b> -	33.132 239.4	1:32.022	28.798 196.0	2:33.952	<b>6</b> -	23.756 264.7	<b>1:22.274</b>	28.795 194.9	2:14.825
<b>2</b> -	24.162 258.3	1:23.531	28.708 196.7	2:16.401	<b>7</b> -	24.254 255.9	1:22.278	28.404 198.1	2:14.936
<b>3</b> -	23.962 258.3	1:22.434	28.257 199.2	2:14.653	<b>8</b> -	23.754 264.0	1:24.090	28.284 198.1	2:16.128
<b>4</b> -	24.011 259.6	1:22.312	<b>28.188 199.6</b>	<b>2:14.511</b>	<b>9</b> -	23.940 258.3	1:23.091	28.294 198.5	2:15.325
<b>5</b> -	23.734 <b>266.6</b>	1:22.694	28.388 199.2	2:14.816	<b>10</b> -	23.782 264.7	1:22.844	28.480 198.1	2:15.106
<b>12</b>	<b>Dan CLARKE</b>		<b>GBR</b>		Dallara Opel-Spiess				
<b>1</b> -	32.132 251.7	1:29.546	28.901 197.0	2:30.579	<b>6</b> -	23.499 264.0	1:22.924	28.569 197.0	2:14.992
<b>2</b> -	23.852 264.0	1:23.642	28.609 198.5	2:16.103	<b>7</b> -	24.019 260.8	1:23.321	28.652 198.5	2:15.992
<b>3</b> -	24.114 258.3	1:23.228	28.511 198.1	2:15.853	<b>8</b> -	23.970 262.1	1:23.473	28.546 198.1	2:15.989
<b>4</b> -	24.021 261.5	1:23.415	<b>28.322 199.2</b>	2:15.758	<b>9</b> -	23.787 <b>264.7</b>	1:22.570	28.336 198.1	2:14.693
<b>5</b> -	24.036 260.2	<b>1:22.024</b>	28.364 <b>200.7</b>	<b>2:14.424</b>	<b>10</b> -	24.198 258.3	1:22.328	28.547 198.8	2:15.073

Weather/Track: Sunny/Dry

Circuito Da Guia  
Circuit Length = 6.1200 km.  
Start: 14:17 End: 14:39

**BULLETIN TK100**
**FIA Intercontinental Cup for Formula 3  
QUALIFICATION RACE - SECTOR ANALYSIS**

(contd.)

<b>14</b>	<b>Romain GROSJEAN</b>		<b>FRA</b>		<b>Dallara Opel-Spiess</b>				
<b>1</b> -	32.781 251.1	1:30.867	29.072 198.1	2:32.720	<b>6</b> -	23.986 261.5	1:23.285	28.774 197.8	2:16.045
<b>2</b> -	23.929 <b>264.7</b>	1:23.213	28.668 200.3	2:15.810	<b>7</b> -	23.928 263.4	1:22.406	28.503 200.0	2:14.837
<b>3</b> -	24.116 257.7	1:22.986	28.531 199.6	2:15.633	<b>8</b> -	23.935 262.1	1:23.785	28.448 199.6	2:16.168
<b>4</b> -	24.064 260.2	1:22.508	28.397 198.8	2:14.969	<b>9</b> -	23.819 263.4	1:23.345	<b>28.281</b> 200.3	2:15.445
<b>5</b> -	23.942 261.5	<b>1:22.338</b>	28.489 198.8	<b>2:14.769</b>	<b>10</b> -	23.901 261.5	1:22.625	28.442 <b>200.7</b>	2:14.968
<b>15</b>	<b>Guillaume MOREAU</b>		<b>FRA</b>		<b>Dallara Opel-Spiess</b>				
<b>1</b> -	31.074 248.8	1:27.729	29.091 194.9	2:27.894	<b>6</b> -	23.653 <b>269.3</b>	1:23.011	28.564 198.5	2:15.228
<b>2</b> -	24.201 265.3	1:23.532	28.800 196.7	2:16.533	<b>7</b> -	23.663 265.3	1:24.187	29.234 181.2	2:17.084
<b>3</b> -	24.003 258.9	1:23.020	28.559 197.8	2:15.582	<b>8</b> -	<b>24.451</b> 260.8	<b>1:22.383</b>	28.541 198.5	2:15.375
<b>4</b> -	23.891 260.8	1:22.590	<b>28.408</b> 198.8	<b>2:14.889</b>	<b>9</b> -	23.999 259.6	1:22.478	28.492 <b>199.2</b>	2:14.969
<b>5</b> -	23.810 264.7	1:22.987	28.653 198.5	2:15.450	<b>10</b> -	23.891 258.9	1:23.509	28.783 197.8	2:16.183
<b>16</b>	<b>Fabio CARBONE</b>		<b>BRA</b>		<b>SLC Opel-Spiess</b>				
<b>1</b> -	32.726 242.6	1:31.524	28.848 198.5	2:33.098	<b>6</b> -	24.121 259.6	1:21.976	28.640 197.8	2:14.737
<b>2</b> -	23.616 <b>272.7</b>	1:33.984	29.076 197.8	2:26.676	<b>7</b> -	24.199 257.1	1:22.067	<b>28.507</b> <b>199.6</b>	2:14.773
<b>3</b> -	23.985 261.5	1:24.623	29.310 194.9	2:17.918	<b>8</b> -	24.135 260.2	1:22.250	28.687 198.1	2:15.072
<b>4</b> -	24.177 264.0	1:22.575	28.919 197.4	2:15.671	<b>9</b> -	24.238 256.5	1:22.381	28.549 197.8	2:15.168
<b>5</b> -	23.999 258.3	<b>1:21.796</b>	28.589 198.1	<b>2:14.384</b>	<b>10</b> -	24.125 260.2	1:23.289	28.602 198.1	2:16.016
<b>17</b>	<b>Fillip SALAQUARDA</b>		<b>CZE</b>		<b>Dallara Opel-Spiess</b>				
<b>1</b> -	34.423 244.3	1:35.040	29.311 195.6	2:38.774	<b>6</b> -	24.631 251.1	<b>1:23.520</b>	<b>28.860</b> 197.0	<b>2:17.011</b>
<b>2</b> -	24.229 <b>261.5</b>	1:24.618	29.102 195.2	2:17.949	<b>7</b> -	24.788 249.4	1:23.538	29.217 196.0	2:17.543
<b>3</b> -	24.675 252.3	1:24.688	29.143 196.0	2:18.506	<b>8</b> -	24.846 249.4	1:24.140	29.031 196.7	2:18.017
<b>4</b> -	24.676 251.7	1:24.072	29.110 193.8	2:17.858	<b>9</b> -	24.743 250.0	1:25.472	29.226 196.0	2:19.441
<b>5</b> -	24.926 253.5	1:24.365	28.910 196.3	2:18.201	<b>10</b> -	<b>24.747</b> 250.5	1:24.725	29.215 <b>197.4</b>	2:18.687
<b>18</b>	<b>Rodolfo AVILA</b>		<b>MAC</b>		<b>Dallara Mercedes HWA</b>				
<b>1</b> -	34.145 245.4	1:34.706	29.535 195.2	2:38.386	<b>6</b> -	24.558 252.9	<b>1:23.729</b>	<b>29.146</b> <b>197.0</b>	<b>2:17.433</b>
<b>2</b> -	24.466 <b>255.9</b>	1:26.283	29.163 195.6	2:19.912	<b>7</b> -	24.814 250.0	1:24.129	29.425 196.0	2:18.368
<b>3</b> -	24.537 254.1	1:25.122	29.382 194.9	2:19.041	<b>8</b> -	25.077 250.0	1:25.026	29.223 196.0	2:19.326
<b>4</b> -	24.540 253.5	1:24.966	29.329 196.0	2:18.835	<b>9</b> -	24.677 251.7	1:24.565	29.609 193.8	2:18.851
<b>5</b> -	<b>24.567</b> 252.9	1:24.616	29.219 196.0	2:18.402	<b>10</b> -	24.827 250.5	1:26.645	29.405 196.0	2:20.877
<b>19</b>	<b>Paolo MONTIN</b>		<b>ITA</b>		<b>Dallara Honda-Mugen/NB</b>				
<b>1</b> -	30.625 254.1	1:25.061	28.782 194.2	2:24.468	<b>6</b> -	24.286 257.1	1:21.566	28.358 199.2	2:14.210
<b>2</b> -	24.240 <b>258.9</b>	1:22.708	28.438 198.8	2:15.386	<b>7</b> -	24.299 254.7	1:21.075	28.215 200.3	2:13.589
<b>3</b> -	24.265 256.5	1:22.577	28.256 198.8	2:15.098	<b>8</b> -	24.291 255.9	1:21.680	<b>28.060</b> 200.0	2:14.031
<b>4</b> -	<b>24.274</b> 256.5	1:22.205	28.373 199.2	2:14.852	<b>9</b> -	24.319 255.9	<b>1:20.836</b>	28.288 <b>200.7</b>	<b>2:13.443</b>
<b>5</b> -	24.306 255.3	1:21.457	28.125 199.2	2:13.888	<b>10</b> -	24.246 257.1	1:22.071	28.403 198.5	2:14.720

Weather/Track: Sunny/Dry

 Circuito Da Guia  
 Circuit Length = 6.1200 km.  
 Start: 14:17 End: 14:39



## BULLETIN TK100

### FIA Intercontinental Cup for Formula 3 QUALIFICATION RACE - SECTOR ANALYSIS

(contd.)

<b>20</b>	<b>Kohei HIRATE</b>		<b>JPN</b>		<b>Dallara Opel-Spiess</b>				
<b>1</b> -	32.223 253.5	1:30.690	28.916 197.4	<b>2:31.829</b>	<b>6</b> -	23.810 260.8	1:23.759	39.418	<b>2:26.987P</b>
<b>2</b> -	24.064 256.5	1:22.854	28.475 198.8	<b>2:15.393</b>	<b>7</b> -	39.838 252.9	1:23.001	28.377 <b>199.6</b>	<b>2:31.216</b>
<b>3</b> -	23.839 262.7	1:23.581	<b>28.290 199.6</b>	<b>2:15.710</b>	<b>8</b> -	<b>24.234</b> 254.7	<b>1:21.649</b>	28.463 197.8	<b>2:14.346</b>
<b>4</b> -	23.701 <b>267.9</b>	1:22.593	28.324 195.6	<b>2:14.618</b>	<b>9</b> -	24.134 260.2	1:21.704	28.681 193.8	<b>2:14.519</b>
<b>5</b> -	24.112 258.9	1:22.150	28.598 198.5	<b>2:14.860</b>	<b>10</b> -	24.523 255.3	1:21.815	28.356 <b>199.6</b>	<b>2:14.694</b>
<b>21</b>	<b>Steven KANE</b>		<b>GBR</b>		<b>Lola Honda-Mugen/NB</b>				
<b>1</b> -	33.573 248.8	1:32.243	28.838 197.8	<b>2:34.654</b>	<b>6</b> -	24.231 256.5	<b>1:21.736</b>	28.439 198.5	<b>2:14.406</b>
<b>2</b> -	24.130 258.3	1:23.484	28.543 199.2	<b>2:16.157</b>	<b>7</b> -	24.229 257.1	1:23.240	28.360 <b>200.3</b>	<b>2:15.829</b>
<b>3</b> -	23.889 <b>261.5</b>	1:24.571	28.458 199.6	<b>2:16.918</b>	<b>8</b> -	24.384 252.3	1:22.152	<b>28.339</b> 200.0	<b>2:14.875</b>
<b>4</b> -	24.284 255.3	1:22.155	28.534 198.5	<b>2:14.973</b>	<b>9</b> -	24.188 254.7	1:22.473	28.852 200.0	<b>2:15.513</b>
<b>5</b> -	24.320 255.9	1:22.035	28.491 200.0	<b>2:14.846</b>	<b>10</b> -	24.165 253.5	1:21.887	28.455 198.8	<b>2:14.507</b>
<b>22</b>	<b>Stephen JELLEY</b>		<b>GBR</b>		<b>Dallara Opel-Spiess</b>				
<b>1</b> -	32.968 228.3	1:33.605	28.909 197.4	<b>2:35.482</b>	<b>6</b> -	24.312 255.3	1:22.654	<b>28.567 198.5</b>	<b>2:15.533</b>
<b>2</b> -	23.999 <b>260.8</b>	1:24.280	28.757 197.8	<b>2:17.036</b>	<b>7</b> -	24.384 254.1	1:23.863	29.978 188.8	<b>2:18.225</b>
<b>3</b> -	24.205 257.1	1:24.635	28.754 197.0	<b>2:17.594</b>	<b>8</b> -	24.688 253.5	1:23.833	28.592 197.8	<b>2:17.113</b>
<b>4</b> -	24.233 256.5	1:23.482	28.787 198.1	<b>2:16.502</b>	<b>9</b> -	24.145 257.1	<b>1:22.285</b>	29.127 186.5	<b>2:15.557</b>
<b>5</b> -	24.296 255.3	1:23.148	28.765 197.0	<b>2:16.209</b>	<b>10</b> -	25.042 254.7	1:23.228	28.782 197.0	<b>2:17.052</b>
<b>23</b>	<b>Michael HO</b>		<b>MAC</b>		<b>Dallara Toyota-Tom's</b>				
<b>1</b> -	35.555 237.8	1:34.746	29.497 196.0	<b>2:39.798</b>	<b>6</b> -	24.713 250.5	1:25.260	29.258 195.6	<b>2:19.231</b>
<b>2</b> -	24.476 <b>256.5</b>	1:25.980	<b>29.083 196.7</b>	<b>2:19.539</b>	<b>7</b> -	24.861 250.0	1:25.799	29.566 194.5	<b>2:20.226</b>
<b>3</b> -	24.445 254.1	1:26.716	29.129 196.3	<b>2:20.290</b>	<b>8</b> -	24.944 247.7	1:25.161	29.395 195.6	<b>2:19.500</b>
<b>4</b> -	24.573 252.9	1:25.523	29.303 194.9	<b>2:19.399</b>	<b>9</b> -	24.889 248.8	<b>1:24.743</b>	29.237 196.0	<b>2:18.869</b>
<b>5</b> -	<b>24.733</b> 250.0	1:24.913	29.199 196.0	<b>2:18.845</b>	<b>10</b> -	24.959 248.8	1:24.762	29.327 195.6	<b>2:19.048</b>
<b>24</b>	<b>Danny WATTS</b>		<b>GBR</b>		<b>Dallara Toyota-Tom's</b>				
<b>1</b> -	31.099 255.9	1:27.148	28.835 197.0	<b>2:27.082</b>	<b>6</b> -	24.360 256.5	1:22.844	28.530 197.8	<b>2:15.734</b>
<b>2</b> -	24.132 259.6	1:23.321	28.572 197.4	<b>2:16.025</b>	<b>7</b> -	24.485 254.7	1:23.282	28.375 197.4	<b>2:16.142</b>
<b>3</b> -	24.161 258.9	1:23.102	28.548 197.8	<b>2:15.811</b>	<b>8</b> -	<b>24.401</b> 255.3	1:22.867	28.529 198.1	<b>2:15.797</b>
<b>4</b> -	24.139 256.5	1:22.827	<b>28.346 198.8</b>	<b>2:15.312</b>	<b>9</b> -	24.279 261.5	1:22.661	28.471 197.4	<b>2:15.411</b>
<b>5</b> -	23.846 260.8	<b>1:22.248</b>	28.600 196.3	<b>2:14.694</b>	<b>10</b> -	24.388 <b>262.1</b>	1:23.002	28.694 197.8	<b>2:16.084</b>
<b>26</b>	<b>Daisuke IKEDA</b>		<b>JPN</b>		<b>Dallara Toyota-Tom's</b>				
<b>1</b> -	34.063 254.1	1:33.656	29.137 196.3	<b>2:36.856</b>	<b>6</b> -	24.093 259.6	1:22.935	28.601 198.8	<b>2:15.629</b>
<b>2</b> -	24.298 257.1	1:23.394	28.886 197.4	<b>2:16.578</b>	<b>7</b> -	24.245 257.1	1:23.861	29.847 189.4	<b>2:17.953</b>
<b>3</b> -	24.225 257.1	1:24.263	28.811 197.0	<b>2:17.299</b>	<b>8</b> -	24.649 255.3	1:24.050	<b>28.524 199.6</b>	<b>2:17.223</b>
<b>4</b> -	24.199 257.7	1:23.540	28.718 197.0	<b>2:16.457</b>	<b>9</b> -	24.012 <b>260.2</b>	1:22.696	28.794 196.0	<b>2:15.502</b>
<b>5</b> -	24.219 257.7	1:23.172	28.694 198.5	<b>2:16.085</b>	<b>10</b> -	24.243 254.7	<b>1:22.015</b>	28.536 198.5	<b>2:14.794</b>

Weather/Track: Sunny/Dry

www.mstworld.com

Page 4 of 5

Circuito Da Guia  
Circuit Length = 6.1200 km.  
Start: 14:17 End: 14:39  
Printed - 14:46 Saturday, 19 November 2005

**BULLETIN TK100**
**FIA Intercontinental Cup for Formula 3  
QUALIFICATION RACE - SECTOR ANALYSIS**

(contd.)

<b>28</b>	<b>Bruno SENNA</b>		<b>BRA</b>		Dallara Honda-Mugen/NB				
<b>1 -</b>	37.793 <i>216.0</i>	1:34.169	<i>30.505 185.8</i>	<b>2:42.467</b>					
<b>29</b>	<b>Jo MERSZEI</b>		<b>MAC</b>		Dallara Honda-Mugen/NB				
<b>1 -</b>	39.774 203.0	1:37.823	32.815 185.8	2:50.412	<b>6 -</b>	25.371 245.4	1:31.614	<i>30.438 192.5</i>	2:27.423
<b>2 -</b>	25.232 248.8	1:34.817	31.233 189.1	2:31.282	<b>7 -</b>	25.596 233.2	<i>1:30.842</i>	30.830 190.8	<b>2:27.268</b>
<b>3 -</b>	25.677 243.7	1:34.088	31.190 189.1	2:30.955	<b>8 -</b>	<i>25.134</i> 246.5	1:33.192	32.690 189.4	2:31.016
<b>4 -</b>	25.534 244.3	1:33.163	31.136 190.1	2:29.833	<b>9 -</b>	25.005 <i>250.0</i>	1:34.251	30.583 188.8	2:29.839
<b>5 -</b>	25.340 244.3	1:32.055	30.767 190.8	2:28.162					
<b>30</b>	<b>Karl REINDLER</b>		<b>AUS</b>		Dallara Honda-Mugen/NB				
<b>1 -</b>	32.660 249.4	1:29.790	29.143 197.0	2:31.593	<b>6 -</b>	24.356 255.3	1:21.914	28.516 200.0	2:14.786
<b>2 -</b>	24.981 248.2	1:24.671	28.728 199.2	2:18.380	<b>7 -</b>	24.252 255.9	<i>1:21.688</i>	28.565 200.0	<b>2:14.505</b>
<b>3 -</b>	24.399 254.1	1:23.532	28.562 198.5	2:16.493	<b>8 -</b>	24.205 255.3	1:23.239	28.463 200.3	2:15.907
<b>4 -</b>	24.358 255.3	1:22.103	28.511 198.5	2:14.972	<b>9 -</b>	24.005 <i>257.7</i>	1:23.188	28.471 200.0	2:15.664
<b>5 -</b>	24.380 253.5	1:21.998	28.575 199.2	2:14.953	<b>10 -</b>	24.120 255.3	1:22.190	<i>28.407 201.4</i>	2:14.717
<b>32</b>	<b>CHEONG Lou Meng</b>		<b>MAC</b>		Dallara Honda-Mugen/NB				
<b>1 -</b>	X:00.000 227.8	1:33.527	30.267 190.1	X:00.000	<b>3 -</b>	27.444 246.0	<i>1:30.089</i>	31.375 190.1	<b>2:28.908</b>
<b>2 -</b>	<i>25.348</i> 243.7	1:31.922	31.890 178.5	2:29.160	<b>4 -</b>	26.376 191.4	1:34.058	<i>30.262 193.5</i>	2:30.696
<b>33</b>	<b>LEI Kit Meng</b>		<b>MAC</b>		Dallara Opel-Spiess				
<b>1 -</b>	38.644 211.7	1:38.341	32.154 187.5	2:49.139	<b>6 -</b>	25.657 239.4	1:31.235	<i>30.507 189.8</i>	2:27.399
<b>2 -</b>	25.512 243.2	1:34.558	31.624 187.5	2:31.694	<b>7 -</b>	25.708 238.9	<i>1:30.644</i>	30.722 189.4	<b>2:27.074</b>
<b>3 -</b>	25.655 240.5	1:33.962	31.382 188.1	2:30.999	<b>8 -</b>	<i>25.607</i> 239.4	1:32.824	31.428 172.2	2:29.859
<b>4 -</b>	25.653 240.0	1:33.192	31.039 188.4	2:29.884	<b>9 -</b>	25.677 <i>245.4</i>	1:36.814	31.154 189.1	2:33.645
<b>5 -</b>	25.669 240.0	1:31.782	30.795 189.1	2:28.246					


Weather/Track: Sunny/Dry

www.mstworld.com

Page 5 of 5

 Circuito Da Guia  
 Circuit Length = 6.1200 km.  
 Start: 14:17 End: 14:39

Printed - 14:46 Saturday, 19 November 2005



## BULLETIN TK101

### FIA Intercontinental Cup for Formula 3 QUALIFICATION RACE- SPEED TRAP - FINISH LINE

POS	NO	CL	DRIVER	NAT	CAR	KPH
1	7		<b>Christian BAKKERUD</b>	<b>DEN</b>	Dallara Honda-Mugen/NB	202.6
2	6		<b>Charlie KIMBALL</b>	<b>USA</b>	Dallara Honda-Mugen/NB	202.6
3	30		<b>Karl REINDLER</b>	<b>AUS</b>	Dallara Honda-Mugen/NB	201.4
4	4		<b>Kazuki NAKAJIMA</b>	<b>JPN</b>	Dallara Toyota-Tom's	201.1
5	14		<b>Romain GROSJEAN</b>	<b>FRA</b>	Dallara Opel-Spiess	200.7
6	3		<b>Joao P de OLIVEIRA</b>	<b>BRA</b>	Dallara Toyota-Tom's	200.7
7	19		<b>Paolo MONTIN</b>	<b>ITA</b>	Dallara Honda-Mugen/NB	200.7
8	5		<b>Robert KUBICA</b>	<b>POL</b>	Dallara Honda-Mugen/NB	200.7
9	9		<b>Mike CONWAY</b>	<b>GBR</b>	Dallara Mercedes-HWA	200.7
10	12		<b>Dan CLARKE</b>	<b>GBR</b>	Dallara Opel-Spiess	200.7
11	8		<b>Lucas di GRASSI</b>	<b>BRA</b>	Dallara Mercedes-HWA	200.7
12	2		<b>Sebastian VETTEL</b>	<b>GER</b>	Dallara Mercedes-HWA	200.7
13	21		<b>Steven KANE</b>	<b>GBR</b>	Lola Honda-Mugen/NB	200.3
14	1		<b>Loic DUVAL</b>	<b>FRA</b>	Dallara Mercedes-HWA	200.0
15	26		<b>Daisuke IKEDA</b>	<b>JPN</b>	Dallara Toyota-Tom's	199.6
16	16		<b>Fabio CARBONE</b>	<b>BRA</b>	SLC Opel-Spiess	199.6
17	11		<b>Franck PERERA</b>	<b>FRA</b>	Dallara Opel-Spiess	199.6
18	20		<b>Kohei HIRATE</b>	<b>JPN</b>	Dallara Opel-Spiess	199.6
19	15		<b>Guillaume MOREAU</b>	<b>FRA</b>	Dallara Opel-Spiess	199.2
20	24		<b>Danny WATTS</b>	<b>GBR</b>	Dallara Toyota-Tom's	198.8
21	22		<b>Stephen JELLEY</b>	<b>GBR</b>	Dallara Opel-Spiess	198.5
22	10		<b>Naoki YOKOMIZO</b>	<b>JPN</b>	Dallara Nissan-Tomei	198.5
23	17		<b>Fillip SALAQUARDA</b>	<b>CZE</b>	Dallara Opel-Spiess	197.4
24	18		<b>Rodolfo AVILA</b>	<b>MAC</b>	Dallara Mercedes HWA	197.0
25	23		<b>Michael HO</b>	<b>MAC</b>	Dallara Toyota-Tom's	196.7
26	32		<b>CHEONG Lou Meng</b>	<b>MAC</b>	Dallara Honda-Mugen/NB	193.5
27	29		<b>Jo MERSZEI</b>	<b>MAC</b>	Dallara Honda-Mugen/NB	192.5
28	33		<b>LEI Kit Meng</b>	<b>MAC</b>	Dallara Opel-Spiess	189.8
29	28		<b>Bruno SENNA</b>	<b>BRA</b>	Dallara Honda-Mugen/NB	185.8

Weather/Track: Sunny/Dry

**mst UNISYS**

Circuito Da Guia  
Circuit Length = 6.1200 km.  
Start: 14:17 End: 14:39



## BULLETIN TK101

### FIA Intercontinental Cup for Formula 3 QUALIFICATION RACE- SPEED TRAP - SECTOR 1 (contd.)

POS	NO	CL	DRIVER	NAT	CAR	KPH
1	16		Fabio CARBONE	BRA	SLC Opel-Spiess	272.7
2	15		Guillaume MOREAU	FRA	Dallara Opel-Spiess	269.3
3	6		Charlie KIMBALL	USA	Dallara Honda-Mugen/NB	268.6
4	20		Kohei HIRATE	JPN	Dallara Opel-Spiess	267.9
5	7		Christian BAKKERUD	DEN	Dallara Honda-Mugen/NB	267.3
6	11		Franck PERERA	FRA	Dallara Opel-Spiess	266.6
7	12		Dan CLARKE	GBR	Dallara Opel-Spiess	264.7
8	14		Romain GROSJEAN	FRA	Dallara Opel-Spiess	264.7
9	10		Naoki YOKOMIZO	JPN	Dallara Nissan-Tomei	263.4
10	9		Mike CONWAY	GBR	Dallara Mercedes-HWA	262.7
11	24		Danny WATTS	GBR	Dallara Toyota-Tom's	262.1
12	3		Joao P de OLIVEIRA	BRA	Dallara Toyota-Tom's	262.1
13	2		Sebastian VETTEL	GER	Dallara Mercedes-HWA	262.1
14	8		Lucas di GRASSI	BRA	Dallara Mercedes-HWA	262.1
15	21		Steven KANE	GBR	Lola Honda-Mugen/NB	261.5
16	17		Fillip SALAQUARDA	CZE	Dallara Opel-Spiess	261.5
17	4		Kazuki NAKAJIMA	JPN	Dallara Toyota-Tom's	261.5
18	22		Stephen JELLEY	GBR	Dallara Opel-Spiess	260.8
19	26		Daisuke IKEDA	JPN	Dallara Toyota-Tom's	260.2
20	19		Paolo MONTIN	ITA	Dallara Honda-Mugen/NB	258.9
21	30		Karl REINDLER	AUS	Dallara Honda-Mugen/NB	257.7
22	5		Robert KUBICA	POL	Dallara Honda-Mugen/NB	257.1
23	23		Michael HO	MAC	Dallara Toyota-Tom's	256.5
24	18		Rodolfo AVILA	MAC	Dallara Mercedes HWA	255.9
25	1		Loic DUVAL	FRA	Dallara Mercedes-HWA	254.7
26	29		Jo MERSZEI	MAC	Dallara Honda-Mugen/NB	250.0
27	32		CHEONG Lou Meng	MAC	Dallara Honda-Mugen/NB	248.8
28	33		LEI Kit Meng	MAC	Dallara Opel-Spiess	245.4
29	28		Bruno SENNA	BRA	Dallara Honda-Mugen/NB	216.0

Weather/Track: Sunny/Dry

**mst UNISYS**

Circuito Da Guia  
Circuit Length = 6.1200 km.  
Start: 14:17 End: 14:39

# FIA Intercontinental Cup for Formula 3 Qualification Race - Best Sector Times Report

Timing Bulletin 102

POS	NO	SECTOR 1		SECTOR 2		SECTOR 3		IDEAL/BEST LAP COMPARISON							
		TIME	LAP	NO	TIME	LAP	NO	TIME	LAP	NO	NAME	IDEAL	BEST	LAP	DIFF
1	6	23.300	7	5	1:19.547	8	8	27.998	5	5	KUBICA	2:11.831	2:12.003	8	+ 0.172
2	12	23.499	6	1	1:19.861	5	9	28.012	8	9	CONWAY	2:12.221	2:12.567	8	+ 0.346
3	7	23.521	7	9	1:20.452	8	19	28.060	8	1	DUVAL	2:12.326	2:12.544	5	+ 0.218
4	16	23.616	2	8	1:20.606	9	5	28.118	8	8	GRASSI	2:12.533	2:13.089	9	+ 0.556
5	15	23.653	6	2	1:20.739	9	1	28.165	6	2	VETTEL	2:12.797	2:13.316	9	+ 0.519
6	20	23.701	4	19	1:20.836	9	4	28.187	9	19	MONTIN	2:13.136	2:13.443	9	+ 0.307
7	2	23.713	2	3	1:21.131	7	11	28.188	4	6	KIMBALL	2:13.343	2:14.591	6	+ 1.248
8	11	23.734	5	4	1:21.547	7	7	28.202	9	3	OLIVEIRA	2:13.368	2:13.453	7	+ 0.085
9	9	23.757	4	20	1:21.649	8	3	28.281	8	20	HIRATE	2:13.640	2:14.346	8	+ 0.706
10	14	23.819	9	30	1:21.688	7	14	28.281	9	4	NAKAJIMA	2:13.706	2:13.878	7	+ 0.172
11	24	23.846	5	6	1:21.714	10	20	28.290	3	12	CLARKE	2:13.845	2:14.424	5	+ 0.579
12	21	23.889	3	21	1:21.736	6	12	28.322	4	16	CARBONE	2:13.919	2:14.384	5	+ 0.465
13	10	23.892	6	16	1:21.796	5	6	28.329	9	21	KANE	2:13.964	2:14.406	6	+ 0.442
14	8	23.929	2	26	1:22.015	10	21	28.339	8	7	BAKKERUD	2:14.062	2:14.558	4	+ 0.496
15	3	23.956	9	12	1:22.024	5	2	28.345	9	30	REINDLER	2:14.100	2:14.505	7	+ 0.405
16	4	23.972	2	24	1:22.248	5	24	28.346	4	11	PERERA	2:14.196	2:14.511	4	+ 0.315
17	22	23.999	2	11	1:22.274	6	10	28.378	4	14	GROSJEAN	2:14.438	2:14.769	5	+ 0.331
18	30	24.005	9	22	1:22.285	9	30	28.407	10	24	WATTS	2:14.440	2:14.694	5	+ 0.254
19	26	24.012	9	14	1:22.338	5	15	28.408	4	15	MOREAU	2:14.444	2:14.889	4	+ 0.445
20	5	24.166	10	7	1:22.339	4	16	28.507	7	26	IKEDA	2:14.551	2:14.794	10	+ 0.243
21	17	24.229	2	10	1:22.344	10	26	28.524	8	10	YOKOMIZO	2:14.614	2:14.892	4	+ 0.278
22	19	24.240	2	15	1:22.383	8	22	28.567	6	22	JELLEY	2:14.851	2:15.533	6	+ 0.682
23	1	24.300	9	17	1:23.520	6	17	28.860	6	17	SALAUARD	2:16.609	2:17.011	6	+ 0.402
24	23	24.445	3	18	1:23.729	6	23	29.083	2	18	AVILA	2:17.341	2:17.433	6	+ 0.092
25	18	24.466	2	23	1:24.743	9	18	29.146	6	23	HO	2:18.271	2:18.845	5	+ 0.574
26	29	25.005	9	32	1:30.089	3	32	30.262	4	32	CHEONG	2:25.699	2:28.908	3	+ 3.209
27	32	25.348	2	33	1:30.644	7	29	30.438	6	29	MERSZEI	2:26.285	2:27.268	7	+ 0.983
28	33	25.512	2	29	1:30.842	7	28	30.505	1	33	LEI	2:26.663	2:27.074	7	+ 0.411
29	28	37.793	1	28	1:34.169	1	33	30.507	6	28	SENNA	2:42.467	2:42.467	1	+ 0.000

'Perfect Lap' - 2:10.845



Circuit Length - 6.1200 kilometres  
Circuito Da Guia  
Macau


Weather/Track: Sunny/Dry

Printed at 14:47, Saturday, 19 November, 2005

© MST Systems Ltd, 2005 (www.mstworld.com)

Page 1





**BULLETIN TK103**


**FIA Intercontinental Cup for Formula 3  
QUALIFICATION RACE - LAP CHART**

Lap 1			Lap 2			Lap 3			Lap 4			Lap 5		
No	Behind	Laptime	No	Behind	Laptime	No	Behind	Laptime	No	Behind	Laptime	No	Behind	Laptime
1		2:19.761	1		2:13.613	1		2:14.008	1		2:13.284	1		2:12.544
5	2.276	2:22.037	5	3.173	2:14.510	5	3.219	2:14.054	5	3.217	2:13.282	5	3.760	2:13.087
8	3.173	2:22.934	8	4.463	2:14.903	8	5.107	2:14.652	8	5.483	2:13.660	8	6.676	2:13.737
9	3.919	2:23.680	9	4.960	2:14.654	9	5.603	2:14.651	9	6.153	2:13.834	9	7.832	2:14.223
19	4.707	2:24.468	19	6.480	2:15.386	19	7.570	2:15.098	19	9.138	2:14.852	19	10.482	2:13.888
3	5.671	2:25.432	3	7.601	2:15.543	3	8.833	2:15.240	3	10.092	2:14.543	3	11.592	2:14.044
4	6.633	2:26.394	4	9.029	2:16.009	4	10.930	2:15.909	4	12.431	2:14.785	4	14.164	2:14.277
24	7.321	2:27.082	24	9.733	2:16.025	24	11.536	2:15.811	2	13.202	2:14.530	24	15.714	2:14.694
15	8.133	2:27.894	2	10.327	2:15.474	2	11.956	2:15.637	24	13.564	2:15.312	2	16.636	2:15.978
2	8.466	2:28.227	15	11.053	2:16.533	15	12.627	2:15.582	15	14.232	2:14.889	15	17.138	2:15.450
6	8.964	2:28.725	6	11.422	2:16.071	6	13.220	2:15.806	6	14.972	2:15.036	7	18.013	2:14.675
10	9.635	2:29.396	10	12.000	2:15.978	10	13.900	2:15.908	10	15.508	2:14.892	6	18.183	2:15.755
7	10.301	2:30.062	7	12.652	2:15.964	7	14.608	2:15.964	7	15.882	2:14.558	10	18.627	2:15.663
12	10.818	2:30.579	12	13.308	2:16.103	12	15.153	2:15.853	20	16.884	2:14.618	20	19.200	2:14.860
30	11.832	2:31.593	20	13.848	2:15.393	20	15.550	2:15.710	12	17.627	2:15.758	12	19.507	2:14.424
20	12.068	2:31.829	14	15.156	2:15.810	14	16.781	2:15.633	14	18.466	2:14.969	14	20.691	2:14.769
14	12.959	2:32.720	30	16.599	2:18.380	11	17.624	2:14.653	11	18.851	2:14.511	11	21.123	2:14.816
16	13.337	2:33.098	11	16.979	2:16.401	30	19.084	2:16.493	30	20.772	2:14.972	30	23.181	2:14.953
11	14.191	2:33.952	21	17.437	2:16.157	21	20.347	2:16.918	21	22.036	2:14.973	21	24.338	2:14.846
21	14.893	2:34.654	22	19.144	2:17.036	22	22.730	2:17.594	22	25.948	2:16.502	22	29.613	2:16.209
22	15.721	2:35.482	26	20.060	2:16.578	26	23.351	2:17.299	26	26.524	2:16.457	26	30.065	2:16.085
26	17.095	2:36.856	17	23.349	2:17.949	17	27.847	2:18.506	17	32.421	2:17.858	16	34.537	2:14.384
18	18.625	2:38.386	18	24.924	2:19.912	18	29.957	2:19.041	16	32.697	2:15.671	17	38.078	2:18.201
17	19.013	2:38.774	23	25.963	2:19.539	16	30.310	2:17.918	18	35.508	2:18.835	18	41.366	2:18.402
23	20.037	2:39.798	16	26.400	2:26.676	23	32.245	2:20.290	23	38.360	2:19.399	23	44.661	2:18.845
28	22.706	2:42.467	33	47.459	2:31.694	33	1:04.450	2:30.999	33	1:21.050	2:29.884	33	1:36.752	2:28.246
33	29.378	2:49.139	29	48.320	2:31.282	29	1:05.267	2:30.955	29	1:21.816	2:29.833	29	1:37.434	2:28.162
29	30.651	2:50.412										32	4 LAPS	13:17.119

Weather/Track: Sunny/Dry

Circuito Da Guia  
Circuit Length = 6.1200 km.  
Start: 14:17 End: 14:39





**BULLETIN TK103**

**FIA Intercontinental Cup for Formula 3  
QUALIFICATION RACE - LAP CHART**


(contd.)

Lap 6			Lap 7			Lap 8			Lap 9			Lap 10		
No	Behind	Laptime	No	Behind	Laptime	No	Behind	Laptime	No	Behind	Laptime	No	Behind	Laptime
1		2:13.028	1		2:12.848	1		2:12.691	1		2:14.306	1		2:13.234
5	3.498	2:12.766	5	4.349	2:13.699	5	3.661	2:12.003	5	2.175	2:12.820	5	1.577	2:12.636
8	6.766	2:13.118	32	5 LAPS	2:29.160	8	7.917	2:13.093	8	6.700	2:13.089	8	7.391	2:13.925
9	8.735	2:13.931	8	7.515	2:13.597	9	9.049	2:12.567	9	8.159	2:13.416	9	8.180	2:13.255
19	11.664	2:14.210	9	9.173	2:13.286	19	13.745	2:14.031	33	1 LAP	2:29.859	19	14.368	2:14.720
3	12.512	2:13.948	19	12.405	2:13.589	3	14.367	2:13.941	29	1 LAP	2:31.016	3	15.041	2:14.572
4	15.655	2:14.519	3	13.117	2:13.453	4	18.736	2:14.742	19	12.882	2:13.443	4	21.546	2:16.415
24	18.420	2:15.734	4	16.685	2:13.878	2	21.227	2:13.867	3	13.703	2:13.642	2	22.161	2:15.158
2	18.920	2:15.312	2	20.051	2:13.979	32	5 LAPS	2:28.908	4	18.365	2:13.935	29	1 LAP	2:29.839
15	19.338	2:15.228	24	21.714	2:16.142	24	24.820	2:15.797	2	20.237	2:13.316	6	27.704	2:14.639
6	19.746	2:14.591	6	22.206	2:15.308	6	25.143	2:15.628	24	25.925	2:15.411	33	1 LAP	2:33.645
7	20.124	2:15.139	7	23.470	2:16.194	15	26.258	2:15.375	6	26.299	2:15.462	24	28.775	2:16.084
10	20.818	2:15.219	15	23.574	2:17.084	7	26.613	2:15.834	15	26.921	2:14.969	7	29.031	2:15.030
12	21.471	2:14.992	10	23.982	2:16.012	10	27.492	2:16.201	7	27.235	2:14.928	15	29.870	2:16.183
11	22.920	2:14.825	12	24.615	2:15.992	12	27.913	2:15.989	12	28.300	2:14.693	12	30.139	2:15.073
14	23.708	2:16.045	11	25.008	2:14.936	11	28.445	2:16.128	10	29.058	2:15.872	10	30.862	2:15.038
30	24.939	2:14.786	14	25.697	2:14.837	14	29.174	2:16.168	11	29.464	2:15.325	11	31.336	2:15.106
21	25.716	2:14.406	30	26.596	2:14.505	30	29.812	2:15.907	14	30.313	2:15.445	14	32.047	2:14.968
22	32.118	2:15.533	21	28.697	2:15.829	21	30.881	2:14.875	30	31.170	2:15.664	30	32.653	2:14.717
20	33.159	2:26.987P	22	37.495	2:18.225	16	40.552	2:15.072	21	32.088	2:15.513	21	33.361	2:14.507
26	32.666	2:15.629	26	37.771	2:17.953	22	41.917	2:17.113	32	5 LAPS	2:30.696	16	44.196	2:16.016
16	36.246	2:14.737	16	38.171	2:14.773	26	42.303	2:17.223	16	41.414	2:15.168	26	45.059	2:14.794
17	42.061	2:17.011	17	46.756	2:17.543	17	52.082	2:18.017	22	43.168	2:15.557	22	46.986	2:17.052
18	45.771	2:17.433	18	51.291	2:18.368	20	53.182	2:14.346	26	43.499	2:15.502	20	54.855	2:14.694
23	50.864	2:19.231	20	51.527	2:31.216	18	57.926	2:19.326	20	53.395	2:14.519	17	1:02.670	2:18.687
33	1:51.123	2:27.399	23	58.242	2:20.226	23	1:05.051	2:19.500	17	57.217	2:19.441	18	1:10.114	2:20.877
29	1:51.829	2:27.423	33	2:05.349	2:27.074				18	1:02.471	2:18.851	23	1:15.428	2:19.048
			29	2:06.249	2:27.268				23	1:09.614	2:18.869			

Weather/Track: Sunny/Dry

Circuito Da Guia  
Circuit Length = 6.1200 km.  
Start: 14:17 End: 14:39





**BULLETIN TK104**

**FIA Intercontinental Cup for Formula 3  
STARTING GRID - 52nd MACAU GRAND PRIX**


ROW 15	28	SENNA			
ROW 14			32	CHEONG	
ROW 13	33	LEI			
ROW 12			29	MERSZEI	
ROW 11	23	HO			
ROW 10			18	AVILA	
ROW 9	17	SALAGUARDA			
ROW 8			20	HIRATE	
ROW 7	22	JELLEY			
ROW 6			26	IKEDA	
ROW 5	16	CARBONE			
ROW 4			21	KANE	
ROW 3	30	REINDLER			
ROW 2			14	GROSJEAN	
ROW 1	11	PERERA			
			10	YOKOMIZO	
	12	CLARKE			
			15	MOREAU	
	7	BAKKERUD			
			24	WATTS	
	6	KIMBALL			
			2	VETTEL	
	4	NAKAJIMA			
			3	OLIVEIRA	
	19	MONTIN			
			9	CONWAY	
	8	GRASSI			
			5	KUBICA	
	1	DUVAL			

**POLE**

**Car 27 excluded from event - Stewards Decision 18 refers  
Car 28 to back to grid for engine change**

Circuito Da Guia  
Circuit Length = 6.1200 km.

Race Director:	Steward:	Timekeeper:
----------------	----------	-------------



## BULLETIN TK120

### FIA Intercontinental Cup for Formula 3 WARM-UP - 52nd MACAU GRAND PRIX

POS	NO	CL	DRIVER	NAT	CAR	TIME	LAPS	GAP	KPH
1	8		Lucas di GRASSI	BRA	Dallara Mercedes-HWA	2:11.953	8		166.96
2	1		Loic DUVAL	FRA	Dallara Mercedes-HWA	2:12.925	6	0.972	165.74
3	11		Franck PERERA	FRA	Dallara Opel-Spiess	2:13.416	8	1.463	165.13
4	9		Mike CONWAY	GBR	Dallara Mercedes-HWA	2:13.704	7	1.751	164.78
5	10		Naoki YOKOMIZO	JPN	Dallara Nissan-Tomei	2:13.739	8	1.786	164.73
6	2		Sebastian VETTEL	GER	Dallara Mercedes-HWA	2:13.910	7	1.957	164.52
7	24		Danny WATTS	GBR	Dallara Toyota-Tom's	2:14.283	8	2.330	164.07
8	28		Bruno SENNA	BRA	Dallara Honda-Mugen/NB	2:14.581	8	2.628	163.70
9	26		Daisuke IKEDA	JPN	Dallara Toyota-Tom's	2:14.612	8	2.659	163.67
10	14		Romain GROSJEAN	FRA	Dallara Opel-Spiess	2:14.624	8	2.671	163.65
11	6		Charlie KIMBALL	USA	Dallara Honda-Mugen/NB	2:14.692	8	2.739	163.57
12	30		Karl REINDLER	AUS	Dallara Honda-Mugen/NB	2:15.023	8	3.070	163.17
13	5		Robert KUBICA	POL	Dallara Honda-Mugen/NB	2:15.137	7	3.184	163.03
14	7		Christian BAKKERUD	DEN	Dallara Honda-Mugen/NB	2:15.151	7	3.198	163.01
15	22		Stephen JELLEY	GBR	Dallara Opel-Spiess	2:15.211	8	3.258	162.94
16	20		Kohei HIRATE	JPN	Dallara Opel-Spiess	2:15.394	7	3.441	162.72
17	19		Paolo MONTIN	ITA	Dallara Honda-Mugen/NB	2:15.467	5	3.514	162.63
18	4		Kazuki NAKAJIMA	JPN	Dallara Toyota-Tom's	2:15.610	7	3.657	162.46
19	16		Fabio CARBONE	BRA	SLC Opel-Spiess	2:15.741	8	3.788	162.30
20	18		Rodolfo AVILA	MAC	Dallara Mercedes HWA	2:17.967	8	6.014	159.69
21	3		Joao P de OLIVEIRA	BRA	Dallara Toyota-Tom's	2:19.221	6	7.268	158.25
22	21		Steven KANE	GBR	Lola Honda-Mugen/NB	2:19.921	7	7.968	157.46
23	12		Dan CLARKE	GBR	Dallara Opel-Spiess	2:21.638	4	9.685	155.55
24	17		Phillip SALAQUARDA	CZE	Dallara Opel-Spiess	2:21.738	8	9.785	155.44
25	23		Michael HO	MAC	Dallara Toyota-Tom's	2:21.794	7	9.841	155.38
26	32		CHEONG Lou Meng	MAC	Dallara Honda-Mugen/NB	2:24.956	7	13.003	151.99
27	15		Guillaume MOREAU	FRA	Dallara Opel-Spiess	2:50.002	2	38.049	129.59
28	33		LEI Kit Meng	MAC	Dallara Opel-Spiess	2:55.933	3	43.980	125.22
29	29		Jo MERSZEI	MAC	Dallara Honda-Mugen/NB	17:32.737	2	15:20.784	20.92

Weather/Track: Sunny/Dry


Circuito Da Guia  
Circuit Length = 6.1200 km.  
Start: 08:13 End: 08:37

**mst** UNISYS

Race Director:

Steward:

Timekeeper:



## BULLETIN TK121

### FIA Intercontinental Cup for Formula 3 WARM-UP - 52nd MACAU GRAND PRIX - SECTOR ANALYSIS

<b>1</b>	<b>Loic DUVAL</b>		<b>FRA</b>		<b>Dallara Mercedes-HWA</b>			
<b>1</b>	X:00.000 126.0	1:36.485	1:00.862	X:00.000P	<b>4</b> - 7:22.865 244.8	1:36.333	29.195 191.1	X:00.000
<b>2</b>	1:02.641 251.1	1:27.399	29.573 192.1	2:59.613	<b>5</b> - 24.754 252.3	1:24.544	39.449 194.2	2:28.747
<b>3</b>	24.641 252.3	1:21.205	1:04.472	2:50.318P	<b>6</b> - <i>24.563 253.5</i>	<i>1:20.004</i>	<i>28.358 197.4</i>	<b>2:12.925</b>
<b>2</b>	<b>Sebastian VETTEL</b>		<b>GER</b>		<b>Dallara Mercedes-HWA</b>			
<b>1</b>	X:00.000 158.8	1:36.767	35.651 182.4	X:00.000	<b>5</b> - 5:40.982 184.3	1:42.549	29.536 190.4	X:00.000
<b>2</b>	25.264 251.7	1:25.978	29.656 191.8	2:20.898	<b>6</b> - 24.746 252.3	1:26.898	28.890 194.2	2:20.534
<b>3</b>	24.691 252.9	1:23.540	30.467 183.6	2:18.698	<b>7</b> - 24.507 <i>253.5</i>	<i>1:20.858</i>	<i>28.545 198.8</i>	<b>2:13.910</b>
<b>4</b>	24.948 216.0	1:44.707	1:11.094	3:20.749P				
<b>3</b>	<b>Joao P de OLIVEIRA</b>		<b>BRA</b>		<b>Dallara Toyota-Tom's</b>			
<b>1</b>	X:00.000 93.9	1:40.910	33.408 190.8	X:00.000	<b>4</b> - 24.958 252.9	1:34.812	1:07.962	3:07.732P
<b>2</b>	24.719 253.5	<i>1:24.150</i>	30.352 188.1	<b>2:19.221</b>	<b>5</b> - 5:16.427 243.2	1:52.394	46.099	X:00.000P
<b>3</b>	24.497 <i>256.5</i>	1:27.045	31.835 174.7	2:23.377	<b>6</b> - 2:27.229 248.2	1:30.611	<i>29.705 195.2</i>	4:27.545
<b>4</b>	<b>Kazuki NAKAJIMA</b>		<b>JPN</b>		<b>Dallara Toyota-Tom's</b>			
<b>1</b>				X:00.000	<b>5</b>			X:00.000
<b>2</b>				2:21.409	<b>6</b>			2:24.861
<b>3</b>				2:17.523	<b>7</b>			<b>2:15.610</b>
<b>4</b>				3:01.894P				
<b>5</b>	<b>Robert KUBICA</b>		<b>POL</b>		<b>Dallara Honda-Mugen/NB</b>			
<b>1</b>	X:00.000 230.7	1:34.977	30.660 190.8	X:00.000	<b>5</b> - 6:00.850 242.6	1:33.254	28.892 196.3	X:00.000
<b>2</b>	24.733 251.1	1:23.681	29.099 194.2	2:17.513	<b>6</b> - 24.537 253.5	1:31.565	<i>28.702 196.7</i>	2:24.804
<b>3</b>	24.512 254.7	<i>1:21.820</i>	28.805 196.0	<b>2:15.137</b>	<b>7</b> - 24.375 <i>256.5</i>	1:25.977	28.822 <i>197.8</i>	2:19.174
<b>4</b>	<i>24.317 255.9</i>	1:37.587	1:04.062	3:05.966P				
<b>6</b>	<b>Charlie KIMBALL</b>		<b>USA</b>		<b>Dallara Honda-Mugen/NB</b>			
<b>1</b>	X:00.000 150.0	1:42.673	31.312 194.2	X:00.000	<b>5</b> - 4:49.181 204.5	1:27.837	29.307 196.3	X:00.000
<b>2</b>	24.680 251.7	1:25.560	30.999 195.6	2:21.239	<b>6</b> - 24.425 254.1	1:31.958	28.689 198.8	2:25.072
<b>3</b>	24.426 253.5	1:22.925	29.915 182.4	2:17.266	<b>7</b> - 24.222 <i>255.3</i>	<i>1:22.120</i>	<i>28.350 199.6</i>	<b>2:14.692</b>
<b>4</b>	24.763 216.4	1:50.200	1:04.634	3:19.597P	<b>8</b> - <i>24.175 254.7</i>	1:23.163	28.832 <i>199.6</i>	2:16.170
<b>7</b>	<b>Christian BAKKERUD</b>		<b>DEN</b>		<b>Dallara Honda-Mugen/NB</b>			
<b>1</b>	X:00.000 190.8	1:36.409	31.534 188.8	X:00.000	<b>5</b> - 6:35.410 240.5	1:35.491	29.859 191.1	X:00.000
<b>2</b>	26.373 227.8	1:30.257	30.697 194.2	2:27.327	<b>6</b> - 24.892 250.0	1:26.896	28.848 196.3	2:20.636
<b>3</b>	24.851 250.0	1:27.957	28.902 196.3	2:21.710	<b>7</b> - 24.633 250.0	<i>1:21.754</i>	<i>28.764 198.5</i>	<b>2:15.151</b>
<b>4</b>	<i>24.480 252.9</i>	1:54.894	1:02.828	3:22.202P				


Weather/Track: Sunny/Dry

www.mstworld.com

Page 1 of 5

Circuito Da Guia  
Circuit Length = 6.1200 km.  
Start: 08:13 End: 08:37

Printed - 08:42 Sunday, 20 November 2005



## BULLETIN TK121

### FIA Intercontinental Cup for Formula 3 WARM-UP - 52nd MACAU GRAND PRIX - SECTOR ANALYSIS (contd.)

<b>8</b>	<b>Lucas di GRASSI</b>		<b>BRA</b>		<b>Dallara Mercedes-HWA</b>			
<b>1</b>	X:00.000 225.0	1:38.076	30.162 191.4	X:00.000	<b>5</b> - 5:55.968 248.2	1:25.077	29.412 195.2	X:00.000
<b>2</b>	24.489 254.1	1:23.591	28.553 196.7	2:16.633	<b>6</b> - 24.172 257.7	1:32.187	30.094 199.2	2:26.453
<b>3</b>	24.287 257.1	1:21.505	28.448 198.5	2:14.240	<b>7</b> - 24.075 257.7	<b>1:19.890</b>	<b>27.988 200.0</b>	<b>2:11.953</b>
<b>4</b>	23.908 261.5	1:37.469	1:04.725	3:06.102P	<b>8</b> - <b>23.608 265.3</b>	1:27.874	28.959 198.1	2:20.441
<b>9</b>	<b>Mike CONWAY</b>		<b>GBR</b>		<b>Dallara Mercedes-HWA</b>			
<b>1</b>	X:00.000 191.1	1:38.638	47.903	X:00.000P	<b>5</b> - <b>24.069 259.6</b>	1:30.986	28.740 196.3	2:23.795
<b>2</b>	2:21.605 238.4	1:33.811	31.792 192.1	4:27.208	<b>6</b> - 24.285 255.9	1:22.361	28.758 <b>198.1</b>	2:15.404
<b>3</b>	24.537 251.7	1:41.923	56.867	3:03.327P	<b>7</b> - 24.167 257.7	<b>1:21.362</b>	<b>28.175 197.0</b>	<b>2:13.704</b>
<b>4</b>	5:34.464 246.0	1:26.200	28.865 196.7	X:00.000				
<b>10</b>	<b>Naoki YOKOMIZO</b>		<b>JPN</b>		<b>Dallara Nissan-Tomei</b>			
<b>1</b>	X:00.000 225.9	1:36.867	30.555 189.4	X:00.000	<b>5</b> - 6:05.605 241.0	1:26.963	31.924 190.8	X:00.000
<b>2</b>	24.492 <b>257.7</b>	1:25.595	29.908 191.8	2:19.995	<b>6</b> - 24.715 251.7	1:29.065	29.913 196.7	2:23.693
<b>3</b>	24.774 252.9	1:25.393	29.168 195.2	2:19.335	<b>7</b> - <b>24.302 257.1</b>	1:21.229	32.464 196.7	2:17.995
<b>4</b>	24.436 255.3	1:22.173	1:02.065	2:48.674P	<b>8</b> - 24.532 252.9	<b>1:20.904</b>	<b>28.303 197.8</b>	<b>2:13.739</b>
<b>11</b>	<b>Franck PERERA</b>		<b>FRA</b>		<b>Dallara Opel-Spiess</b>			
<b>1</b>	X:00.000 202.2	1:37.486	45.986	X:00.000P	<b>5</b> - 4:24.818 243.7	1:27.973	29.709 191.8	X:00.000
<b>2</b>	57.903 239.4	1:31.495	29.248 193.5	2:58.646	<b>6</b> - 24.702 251.7	1:31.913	28.856 196.3	2:25.471
<b>3</b>	24.516 254.1	1:24.420	29.874 177.3	2:18.810	<b>7</b> - 24.455 254.7	1:21.335	28.462 <b>197.0</b>	2:14.252
<b>4</b>	26.630 194.2	1:51.005	1:06.982	3:24.617P	<b>8</b> - <b>24.124 255.9</b>	<b>1:21.018</b>	<b>28.274 196.3</b>	<b>2:13.416</b>
<b>12</b>	<b>Dan CLARKE</b>		<b>GBR</b>		<b>Dallara Opel-Spiess</b>			
<b>1</b>	X:00.000 210.9	1:42.770	47.571	X:00.000P	<b>3</b> - <b>24.604 253.5</b>	1:24.554	32.480 177.9	<b>2:21.638</b>
<b>2</b>	1:04.344 235.8	<b>1:24.186</b>	<b>28.869 194.2</b>	2:57.399	<b>4</b> - 26.942 209.7	1:45.066	1:09.741	3:21.749P
<b>14</b>	<b>Romain GROSJEAN</b>		<b>FRA</b>		<b>Dallara Opel-Spiess</b>			
<b>1</b>	X:00.000 232.7	1:42.306	32.013 185.5	X:00.000	<b>5</b> - 6:16.394 202.6	1:27.137	30.977 195.2	X:00.000
<b>2</b>	25.645 244.8	1:29.091	32.905 191.8	2:27.641	<b>6</b> - 24.493 254.7	1:33.398	28.984 195.2	2:26.875
<b>3</b>	24.671 254.1	1:23.627	28.800 195.6	2:17.098	<b>7</b> - 24.353 255.9	<b>1:21.638</b>	28.633 <b>199.6</b>	<b>2:14.624</b>
<b>4</b>	24.488 254.7	1:24.381	1:01.361	2:50.230P	<b>8</b> - <b>24.145 258.3</b>	1:22.298	<b>28.513 197.0</b>	2:14.956
<b>15</b>	<b>Guillaume MOREAU</b>		<b>FRA</b>		<b>Dallara Opel-Spiess</b>			
<b>1</b>	X:00.000 220.4	1:36.405	43.757	X:00.000P	<b>2</b> - 51.820 245.4	1:27.897	<b>30.285 192.8</b>	<b>2:50.002</b>

Weather/Track: Sunny/Dry

www.mstworld.com

Page 2 of 5

Circuito Da Guia  
Circuit Length = 6.1200 km.  
Start: 08:13 End: 08:37

Printed - 08:42 Sunday, 20 November 2005



## BULLETIN TK121

### FIA Intercontinental Cup for Formula 3 WARM-UP - 52nd MACAU GRAND PRIX - SECTOR ANALYSIS (contd.)

<b>16</b>	<b>Fabio CARBONE</b>		<b>BRA</b>		<b>SLC Opel-Spiess</b>				
1 -	X:00.000 190.4	1:41.909	30.800 188.1	X:00.000	5 -	6:05.366 215.5	1:27.549	29.249 195.6	X:00.000
2 -	25.052 250.5	1:26.733	29.532 192.1	2:21.317	6 -	<b>24.122</b> 261.5	1:29.720	28.787 196.7	2:22.629
3 -	24.333 <b>262.7</b>	1:23.272	28.961 194.5	2:16.566	7 -	24.242 258.9	1:22.500	28.999 196.7	<b>2:15.741</b>
4 -	24.540 255.3	<b>1:22.151</b>	1:01.187	2:47.878P	8 -	24.216 258.9	1:23.662	<b>28.403 198.1</b>	2:16.281
<b>17</b>	<b>Fillip SALAQUARDA</b>		<b>CZE</b>		<b>Dallara Opel-Spiess</b>				
1 -	X:00.000 192.5	1:46.055	32.034 184.6	X:00.000	5 -	5:34.990 240.0	1:29.747	29.980 192.1	X:00.000
2 -	26.287 238.4	1:29.656	31.037 187.1	2:26.980	6 -	25.804 244.3	1:37.938	30.201 192.5	2:33.943
3 -	25.131 <b>254.7</b>	1:26.467	30.275 192.5	2:21.873	7 -	24.868 247.7	<b>1:26.317</b>	30.553 191.1	<b>2:21.738</b>
4 -	<b>24.850</b> 249.4	1:36.952	1:02.716	3:04.518P	8 -	25.453 254.1	1:29.660	<b>29.494 193.2</b>	2:24.607
<b>18</b>	<b>Rodolfo AVILA</b>		<b>MAC</b>		<b>Dallara Mercedes HWA</b>				
1 -				X:00.000	5 -				X:00.000
2 -				2:25.237	6 -				2:25.162
3 -				2:19.959	7 -				<b>2:17.967</b>
4 -				2:55.883P	8 -				2:20.374
<b>19</b>	<b>Paolo MONTIN</b>		<b>ITA</b>		<b>Dallara Honda-Mugen/NB</b>				
1 -	X:00.000 207.2	1:34.429	30.645 182.1	X:00.000	4 -	X:00.000 250.5	1:30.995	29.009 196.0	X:00.000
2 -	25.039 251.1	1:26.759	29.011 195.2	2:20.809	5 -	24.398 255.9	<b>1:22.558</b>	<b>28.511 199.2</b>	<b>2:15.467</b>
3 -	24.395 257.1	1:26.926	49.190	2:40.511P					
<b>20</b>	<b>Kohei HIRATE</b>		<b>JPN</b>		<b>Dallara Opel-Spiess</b>				
1 -	X:00.000 219.9	1:32.464	44.074	X:00.000P	5 -	5:16.206 247.7	1:24.702	28.954 196.3	X:00.000
2 -	54.839 247.1	1:24.507	29.139 189.1	2:48.485	6 -	<b>24.279</b> 254.1	1:34.512	28.774 194.2	2:27.565
3 -	24.845 253.5	1:22.982	28.613 <b>197.4</b>	2:16.440	7 -	24.405 <b>256.5</b>	<b>1:22.611</b>	<b>28.378 197.4</b>	<b>2:15.394</b>
4 -	24.493 253.5	1:33.644	1:12.128	3:10.265P					
<b>21</b>	<b>Steven KANE</b>		<b>GBR</b>		<b>Lola Honda-Mugen/NB</b>				
1 -	X:00.000 220.8	1:36.201	33.526 189.8	X:00.000	5 -	6:01.050 251.1	1:27.415	29.095 <b>196.7</b>	X:00.000
2 -	25.133 246.5	1:29.681	29.595 194.2	2:24.409	6 -	24.646 251.1	1:34.056	<b>29.176</b> 195.6	2:27.878
3 -	24.958 249.4	1:25.337	29.626 196.0	<b>2:19.921</b>	7 -	24.782 248.2	2:11.743	29.235 195.6	3:05.760
4 -	<b>24.320 255.9</b>	<b>1:23.547</b>	1:04.779	2:52.646P					
<b>22</b>	<b>Stephen JELLEY</b>		<b>GBR</b>		<b>Dallara Opel-Spiess</b>				
1 -	X:00.000 164.1	1:35.065	30.520 190.1	X:00.000	5 -	6:19.500 249.4	1:27.146	28.969 196.0	X:00.000
2 -	24.333 <b>259.6</b>	1:27.896	29.515 193.2	2:21.744	6 -	24.227 257.7	1:32.569	28.861 <b>198.5</b>	2:25.657
3 -	24.624 256.5	1:25.453	29.173 195.2	2:19.250	7 -	<b>24.032 259.6</b>	1:23.301	28.716 197.0	2:16.049
4 -	24.392 237.8	1:24.966	55.157	2:44.515P	8 -	24.100 258.9	<b>1:22.512</b>	<b>28.599 198.5</b>	<b>2:15.211</b>


Weather/Track: Sunny/Dry

www.mstworld.com

Page 3 of 5

Circuito Da Guia  
Circuit Length = 6.1200 km.  
Start: 08:13 End: 08:37

Printed - 08:42 Sunday, 20 November 2005



BULLETIN TK121

**FIA Intercontinental Cup for Formula 3**  
**WARM-UP - 52nd MACAU GRAND PRIX - SECTOR ANALYSIS**  
 (contd.)

<b>23</b>	<b>Michael HO</b>		<b>MAC</b>		<b>Dallara Toyota-Tom's</b>				
1 -	X:00.000 186.8	1:40.905	32.342 180.3	X:00.000	5 -	5:05.556 204.1	1:54.741	34.223 178.5	X:00.000
2 -	26.313 238.9	1:31.240	30.646 188.4	2:28.199	6 -	26.252 240.0	1:33.210	32.851 190.1	2:32.313
3 -	26.280 247.7	1:28.332	32.433 150.0	2:27.045	7 -	<i>25.068 248.2</i>	<i>1:26.937</i>	<i>29.789 192.8</i>	<b>2:21.794</b>
4 -	27.116 230.2	1:45.197	1:05.800	3:18.113P					
<b>24</b>	<b>Danny WATTS</b>		<b>GBR</b>		<b>Dallara Toyota-Tom's</b>				
1 -	X:00.000 182.1	1:37.313	31.133 190.8	X:00.000	5 -	5:17.637 247.7	1:26.215	28.988 197.4	X:00.000
2 -	24.983 253.5	1:29.886	32.615 193.8	2:27.484	6 -	24.365 256.5	1:32.747	28.779 198.5	2:25.891
3 -	24.564 254.1	1:24.280	28.652 197.0	2:17.496	7 -	<i>24.134 258.3</i>	<i>1:21.984</i>	<i>28.165 199.6</i>	<b>2:14.283</b>
4 -	24.546 252.3	1:56.226	1:00.714	3:21.486P	8 -	24.331 256.5	1:26.242	29.633 194.9	2:20.206
<b>26</b>	<b>Daisuke IKEDA</b>		<b>JPN</b>		<b>Dallara Toyota-Tom's</b>				
1 -				X:00.000	5 -				X:00.000
2 -				2:22.732	6 -				2:27.193
3 -				2:24.281	7 -				2:15.552
4 -				2:45.703P	8 -				<b>2:14.612</b>
<b>28</b>	<b>Bruno SENNA</b>		<b>BRA</b>		<b>Dallara Honda-Mugen/NB</b>				
1 -	X:00.000 222.6	1:33.962	30.418 189.8	X:00.000	5 -	5:50.548 245.4	1:26.142	29.116 194.2	X:00.000
2 -	25.042 248.8	1:49.010	29.635 193.8	2:43.687	6 -	24.835 249.4	1:33.601	28.638 196.0	2:27.074
3 -	<i>24.606 254.1</i>	1:24.333	28.916 196.3	2:17.855	7 -	24.695 250.5	1:22.296	28.453 196.7	2:15.444
4 -	24.231 <i>258.3</i>	1:26.135	1:06.294	2:56.660P	8 -	24.618 250.5	<i>1:21.525</i>	<i>28.438 198.5</i>	<b>2:14.581</b>
<b>29</b>	<b>Jo MERSZEI</b>		<b>MAC</b>		<b>Dallara Honda-Mugen/NB</b>				
1 -	X:00.000 131.3	2:08.903	39.711 172.2	<b>X:00.000</b>	2 -	<i>28.922 203.3</i>	<i>1:55.458</i>	<i>53.957</i>	3:18.337P
<b>30</b>	<b>Karl REINDLER</b>		<b>AUS</b>		<b>Dallara Honda-Mugen/NB</b>				
1 -	X:00.000 209.3	1:33.095	30.802 184.6	X:00.000	5 -	6:13.331 247.7	1:26.653	29.315 194.9	X:00.000
2 -	25.313 247.1	1:26.983	29.686 192.5	2:21.982	6 -	25.059 251.7	1:35.720	29.229 196.0	2:30.008
3 -	24.998 249.4	1:23.606	29.376 195.2	2:17.980	7 -	24.624 252.3	1:22.298	28.730 <i>198.5</i>	2:15.652
4 -	<i>24.400 257.1</i>	1:24.824	58.273	2:47.497P	8 -	24.567 250.5	<i>1:21.777</i>	<i>28.679 196.7</i>	<b>2:15.023</b>
<b>32</b>	<b>CHEONG Lou Meng</b>		<b>MAC</b>		<b>Dallara Honda-Mugen/NB</b>				
1 -	X:00.000 204.1	1:42.501	32.205 183.6	X:00.000	5 -	5:03.540 175.6	1:56.703	35.525 165.8	X:00.000
2 -	26.162 238.4	1:31.938	31.412 181.8	2:29.512	6 -	26.564 213.0	1:34.054	<i>30.506 190.1</i>	2:31.124
3 -	25.591 228.8	1:31.785	34.746 165.6	2:32.122	7 -	<i>24.858 251.1</i>	<i>1:29.211</i>	30.887 186.8	<b>2:24.956</b>
4 -	25.643 246.0	1:45.412	1:04.542	3:15.597P					

Weather/Track: Sunny/Dry


www.mstworld.com

Page 4 of 5

Circuito Da Guia  
 Circuit Length = 6.1200 km.  
 Start: 08:13 End: 08:37

Printed - 08:42 Sunday, 20 November 2005






**BULLETIN TK121**

**FIA Intercontinental Cup for Formula 3**  
**WARM-UP - 52nd MACAU GRAND PRIX - SECTOR ANALYSIS**  
(contd.)

<b>33</b>	<b>LEI Kit Meng</b>	<b>MAC</b>	<b>Dallara Opel-Spiess</b>
1 -		X:00.000	3 -
2 -		2:55.933	3:08.708P

**Weather/Track: Sunny/Dry**

[www.mstworld.com](http://www.mstworld.com)



## BULLETIN TK122

### FIA Intercontinental Cup for Formula 3

#### WARM-UP - 52nd MACAU GRAND PRIX - SPEED TRAP - FINISH LINE

POS	NO	CL	DRIVER	NAT	CAR	KPH
1	8		Lucas di GRASSI	BRA	Dallara Mercedes-HWA	200.0
2	6		Charlie KIMBALL	USA	Dallara Honda-Mugen/NB	199.6
3	24		Danny WATTS	GBR	Dallara Toyota-Tom's	199.6
4	14		Romain GROSJEAN	FRA	Dallara Opel-Spiess	199.6
5	19		Paolo MONTIN	ITA	Dallara Honda-Mugen/NB	199.2
6	2		Sebastian VETTEL	GER	Dallara Mercedes-HWA	198.8
7	28		Bruno SENNA	BRA	Dallara Honda-Mugen/NB	198.5
8	7		Christian BAKKERUD	DEN	Dallara Honda-Mugen/NB	198.5
9	30		Karl REINDLER	AUS	Dallara Honda-Mugen/NB	198.5
10	22		Stephen JELLEY	GBR	Dallara Opel-Spiess	198.5
11	16		Fabio CARBONE	BRA	SLC Opel-Spiess	198.1
12	9		Mike CONWAY	GBR	Dallara Mercedes-HWA	198.1
13	10		Naoki YOKOMIZO	JPN	Dallara Nissan-Tomei	197.8
14	5		Robert KUBICA	POL	Dallara Honda-Mugen/NB	197.8
15	1		Loic DUVAL	FRA	Dallara Mercedes-HWA	197.4
16	20		Kohei HIRATE	JPN	Dallara Opel-Spiess	197.4
17	11		Franck PERERA	FRA	Dallara Opel-Spiess	197.0
18	21		Steven KANE	GBR	Lola Honda-Mugen/NB	196.7
19	3		Joao P de OLIVEIRA	BRA	Dallara Toyota-Tom's	195.2
20	12		Dan CLARKE	GBR	Dallara Opel-Spiess	194.2
21	17		Fillip SALAQUARDA	CZE	Dallara Opel-Spiess	193.2
22	23		Michael HO	MAC	Dallara Toyota-Tom's	192.8
23	15		Guillaume MOREAU	FRA	Dallara Opel-Spiess	192.8
24	32		CHEONG Lou Meng	MAC	Dallara Honda-Mugen/NB	190.1
25	29		Jo MERSZEI	MAC	Dallara Honda-Mugen/NB	172.2


Weather/Track: Sunny/Dry



[www.mstworld.com](http://www.mstworld.com)

Circuito Da Guia  
Circuit Length = 6.1200 km.  
Start: 08:13 End: 08:37

Printed - 08:43 Sunday, 20 November 2005



## BULLETIN TK122

### FIA Intercontinental Cup for Formula 3

#### WARM-UP - 52nd MACAU GRAND PRIX - SPEED TRAP - SECTOR 1

(contd.)

POS	NO	CL	DRIVER	NAT	CAR	KPH
1	8		Lucas di GRASSI	BRA	Dallara Mercedes-HWA	265.3
2	16		Fabio CARBONE	BRA	SLC Opel-Spiess	262.7
3	9		Mike CONWAY	GBR	Dallara Mercedes-HWA	259.6
4	22		Stephen JELLEY	GBR	Dallara Opel-Spiess	259.6
5	19		Paolo MONTIN	ITA	Dallara Honda-Mugen/NB	258.9
6	14		Romain GROSJEAN	FRA	Dallara Opel-Spiess	258.3
7	24		Danny WATTS	GBR	Dallara Toyota-Tom's	258.3
8	28		Bruno SENNA	BRA	Dallara Honda-Mugen/NB	258.3
9	10		Naoki YOKOMIZO	JPN	Dallara Nissan-Tomei	257.7
10	30		Karl REINDLER	AUS	Dallara Honda-Mugen/NB	257.1
11	5		Robert KUBICA	POL	Dallara Honda-Mugen/NB	256.5
12	20		Kohei HIRATE	JPN	Dallara Opel-Spiess	256.5
13	3		Joao P de OLIVEIRA	BRA	Dallara Toyota-Tom's	256.5
14	11		Franck PERERA	FRA	Dallara Opel-Spiess	255.9
15	21		Steven KANE	GBR	Lola Honda-Mugen/NB	255.9
16	6		Charlie KIMBALL	USA	Dallara Honda-Mugen/NB	255.3
17	17		Fillip SALAQUARDA	CZE	Dallara Opel-Spiess	254.7
18	2		Sebastian VETTEL	GER	Dallara Mercedes-HWA	253.5
19	1		Loic DUVAL	FRA	Dallara Mercedes-HWA	253.5
20	12		Dan CLARKE	GBR	Dallara Opel-Spiess	253.5
21	15		Guillaume MOREAU	FRA	Dallara Opel-Spiess	253.5
22	7		Christian BAKKERUD	DEN	Dallara Honda-Mugen/NB	252.9
23	32		CHEONG Lou Meng	MAC	Dallara Honda-Mugen/NB	251.1
24	23		Michael HO	MAC	Dallara Toyota-Tom's	248.2
25	29		Jo MERSZEI	MAC	Dallara Honda-Mugen/NB	203.3

Weather/Track: Sunny/Dry

**mst UNISYS**

Circuito Da Guia  
Circuit Length = 6.1200 km.  
Start: 08:13 End: 08:37

# FIA Intercontinental Cup for Formula 3 Warm-Up - 52nd MACAU GRAND PRIX - Best Sector Times Report

Timing Bulletin 123

POS	SECTOR 1			SECTOR 2			SECTOR 3			NO	NAME	IDEAL/BEST LAP COMPARISON			DIFF
	NO	TIME	LAP	NO	TIME	LAP	NO	TIME	LAP			IDEAL	BEST	LAP	
1	8	23.608	8	8	1:19.890	7	8	27.988	7	8	GRASSI	2:11.486	2:11.953	7	+ 0.467
2	22	24.032	7	1	1:20.004	6	24	28.165	7	1	DUVAL	2:12.925	2:12.925	6	+ 0.000
3	9	24.069	5	2	1:20.858	7	9	28.175	7	11	PERERA	2:13.416	2:13.416	8	+ 0.000
4	16	24.122	6	10	1:20.904	8	11	28.274	8	10	YOKOMIZO	2:13.509	2:13.739	8	+ 0.230
5	11	24.124	8	11	1:21.018	8	10	28.303	8	9	CONWAY	2:13.606	2:13.704	7	+ 0.098
6	24	24.134	7	9	1:21.362	7	6	28.350	7	2	VETTEL	2:13.910	2:13.910	7	+ 0.000
7	14	24.145	8	28	1:21.525	8	1	28.358	6	28	SENNA	2:14.194	2:14.581	8	+ 0.387
8	6	24.175	8	14	1:21.638	7	20	28.378	7	24	WATTS	2:14.283	2:14.283	7	+ 0.000
9	28	24.231	4	7	1:21.754	7	16	28.403	8	14	GROSJEAN	2:14.296	2:14.624	7	+ 0.328
10	20	24.279	6	30	1:21.777	8	28	28.438	8	6	KIMBALL	2:14.645	2:14.692	7	+ 0.047
11	10	24.302	7	5	1:21.820	3	19	28.511	5	16	CARBONE	2:14.676	2:15.741	7	+ 1.065
12	5	24.317	4	24	1:21.984	7	14	28.513	8	5	KUBICA	2:14.839	2:15.137	3	+ 0.298
13	21	24.320	4	6	1:22.120	7	2	28.545	7	30	REINDLER	2:14.856	2:15.023	8	+ 0.167
14	19	24.395	3	16	1:22.151	4	22	28.599	8	7	BAKKERUD	2:14.998	2:15.151	7	+ 0.153
15	30	24.400	4	22	1:22.512	8	30	28.679	8	22	JELLEY	2:15.143	2:15.211	8	+ 0.068
16	7	24.480	4	19	1:22.558	5	5	28.702	6	20	HIRATE	2:15.268	2:15.394	7	+ 0.126
17	3	24.497	3	20	1:22.611	7	7	28.764	7	19	MONTIN	2:15.464	2:15.467	5	+ 0.003
18	2	24.507	7	21	1:23.547	4	12	28.869	2	21	KANE	2:16.962	2:19.921	3	+ 2.959
19	1	24.563	6	3	1:24.150	2	21	29.095	5	12	CLARKE	2:17.659	2:21.638	3	+ 3.979
20	12	24.604	3	12	1:24.186	2	17	29.494	8	3	OLIVEIRA	2:18.352	2:19.221	2	+ 0.869
21	17	24.850	4	17	1:26.317	7	3	29.705	6	17	SALAUARD	2:20.661	2:21.738	7	+ 1.077
22	32	24.858	7	23	1:26.937	7	23	29.789	7	23	HO	2:21.794	2:21.794	7	+ 0.000
23	23	25.068	7	15	1:27.897	2	15	30.285	2	32	CHEONG	2:24.575	2:24.956	7	+ 0.381
24	29	28.922	2	32	1:29.211	7	32	30.506	6	15	MOREAU	2:50.002	2:50.002	2	+ 0.000
25	15	51.820	2	29	1:55.458	2	29	39.711	1	29	MERSZEI	3:04.091	3:18.337	2	+ 14.24

'Perfect Lap' - 2:11.486




Circuit Length - 6.1200 kilometres  
Circuito Da Guia  
Macau

Weather/Track: Sunny/Dry

Printed at 08:45, Sunday, 20 November, 2005

© MST Systems Ltd, 2005 (www.mstworld.com)

Page 1



## BULLETIN TK143

### FIA Intercontinental Cup for Formula 3 RACE CLASSIFICATION - 52nd MACAU GRAND PRIX


POS	NO	CL	DRIVER	NAT	CAR	TIME	LAPS	GAP	KPH	BEST
1	8		Lucas di GRASSI	BRA	Dallara Mercedes-HWA	40:49.730	15		134.90	2:12.850
2	5		Robert KUBICA	POL	Dallara Honda-Mugen/NB	40:50.389	15	0.659	134.86	2:12.620
3	2		Sebastian VETTEL	GER	Dallara Mercedes-HWA	40:53.654	15	3.924	134.68	2:12.930
4	3		Joao P de OLIVEIRA	BRA	Dallara Toyota-Tom's	40:56.733	15	7.003	134.52	2:12.855
5	4		Kazuki NAKAJIMA	JPN	Dallara Toyota-Tom's	40:58.349	15	8.619	134.43	2:12.903
6	1		Loic DUVAL	FRA	Dallara Mercedes-HWA	40:58.435	15	8.705	134.42	2:11.929
7	7		Christian BAKKERUD	DEN	Dallara Honda-Mugen/NB	41:00.915	15	11.185	134.29	2:13.305
8	19		Paolo MONTIN	ITA	Dallara Honda-Mugen/NB	41:02.220	15	12.490	134.22	2:13.612
9	14		Romain GROSJEAN	FRA	Dallara Opel-Spiess	41:02.737	15	13.007	134.19	2:12.990
10	11		Franck PERERA	FRA	Dallara Opel-Spiess	41:03.020	15	13.290	134.17	2:13.322
11	15		Guillaume MOREAU	FRA	Dallara Opel-Spiess	41:03.620	15	13.890	134.14	2:13.214
12	16		Fabio CARBONE	BRA	SLC Opel-Spiess	41:06.175	15	16.445	134.00	2:13.426
13	30		Karl REINDLER	AUS	Dallara Honda-Mugen/NB	41:07.064	15	17.334	133.95	2:14.564
14	9		Mike CONWAY	GBR	Dallara Mercedes-HWA	41:07.538	15	17.808	133.93	2:12.552
15	23		Michael HO	MAC	Dallara Toyota-Tom's	41:15.850	15	26.120	133.48	2:17.530
16	18		Rodolfo AVILA	MAC	Dallara Mercedes HWA	41:18.345	15	28.615	133.34	2:17.766
17	26		Daisuke IKEDA	JPN	Dallara Toyota-Tom's	41:14.225	14	1 LAP	124.66	2:17.147
18	33		LEI Kit Meng	MAC	Dallara Opel-Spiess	41:47.532	14	1 LAP	123.00	2:25.905
19	29		Jo MERSZEI	MAC	Dallara Honda-Mugen/NB	41:47.996	14	1 LAP	122.98	2:28.873
20	21		Steven KANE	GBR	Lola Honda-Mugen/NB	36:27.243	13	2 LAPS	130.94	2:13.618
NOT CLASSIFIED										
32			CHEONG Lou Meng	MAC	Dallara Honda-Mugen/NB	25:27.981	10	D.N.F.	144.19	2:22.450
12			Dan CLARKE	GBR	Dallara Opel-Spiess	20:23.461	9	D.N.F.	162.07	2:12.874
6			Charlie KIMBALL	USA	Dallara Honda-Mugen/NB	20:24.943	9	D.N.F.	161.87	2:13.215
24			Danny WATTS	GBR	Dallara Toyota-Tom's	20:26.817	9	D.N.F.	161.62	2:13.413
22			Stephen JELLEY	GBR	Dallara Opel-Spiess	19:03.204	8	D.N.F.	154.17	2:16.929
10			Naoki YOKOMIZO	JPN	Dallara Nissan-Tomei	9:22.143	4	D.N.F.	156.77	2:14.614
17			Fillip SALAQUARDA	CZE	Dallara Opel-Spiess	7:35.778	3	D.N.F.	145.01	2:23.250
20			Kohei HIRATE	JPN	Dallara Opel-Spiess	2:32.522	1	D.N.F.	144.45	2:32.522
28			Bruno SENNA	BRA	Dallara Honda-Mugen/NB	2:35.670	1	D.N.F.	141.53	2:35.670
FASTEST LAP										
1			Loic DUVAL		Dallara Mercedes-HWA	2:11.929	9	166.99kph	103.76mph	

Weather/Track: Sunny/Dry

Circuito Da Guia  
Circuit Length = 6.1200 km.  
Start: 15:50 End: 16:31

**mst** UNISYS

Race Director:	Steward:	Timekeeper:
----------------	----------	-------------



## BULLETIN TK144

### FIA Intercontinental Cup for Formula 3 SECTOR ANALYSIS - 52nd MACAU GRAND PRIX

<b>1</b>		<b>Loic DUVAL</b>		<b>FRA</b>		<b>Dallara Mercedes-HWA</b>			
1 -	29.642 251.1	1:21.218	28.363 197.0	2:19.223	9 -	23.727 258.9	1:19.753	28.449 197.8	2:11.929
2 -	24.538 252.3	1:20.363	28.207 197.0	2:13.108	10 -	24.119 258.9	1:21.741	28.091 198.8	2:13.951
3 -	24.459 253.5	1:20.489	28.331 197.4	2:13.279	11 -	25.441 188.8	1:44.579	33.170 161.9	2:43.190
4 -	24.480 253.5	1:20.217	28.853 189.1	2:13.550	12 -	1:19.984	3:47.343	1:26.882 109.5	X:00.000
5 -	24.665 253.5	1:20.078	28.089 198.1	2:12.832	13 -	1:27.319	2:17.459	43.640 187.5	4:28.418
6 -	24.424 254.1	<b>1:19.599</b>	37.381	2:21.404P	14 -	24.627 258.3	1:25.176	28.665 198.1	2:18.468
7 -	38.131 256.5	1:20.260	27.970 <b>203.0</b>	2:26.361	15 -	24.047 259.6	1:23.787	28.673 198.1	2:16.507
8 -	<b>23.687 260.2</b>	1:20.417	<b>27.902</b> 202.6	2:12.006					
<b>2</b>		<b>Sebastian VETTEL</b>		<b>GER</b>		<b>Dallara Mercedes-HWA</b>			
1 -	30.354 254.7	1:24.056	28.754 197.0	2:23.164	9 -	24.098 258.9	1:21.022	28.571 196.7	2:13.691
2 -	24.176 258.3	1:21.686	28.556 199.6	2:14.418	10 -	24.256 255.3	1:21.042	<b>28.210</b> 200.3	2:13.508
3 -	23.891 261.5	1:21.452	28.375 <b>201.1</b>	2:13.718	11 -	26.595 133.8	1:49.691	35.408 149.3	2:51.694
4 -	<b>23.675 262.1</b>	1:21.574	28.349 199.6	2:13.598	12 -	1:18.153	3:48.948	1:23.188 73.5	X:00.000
5 -	23.980 260.2	1:20.924	28.324 200.0	2:13.228	13 -	1:31.507	2:18.125	45.163 195.2	4:34.795
6 -	23.976 258.9	<b>1:20.710</b>	28.244 <b>201.1</b>	<b>2:12.930</b>	14 -	24.220 257.1	1:23.180	28.619 198.1	2:16.019
7 -	23.876 260.2	1:20.964	28.252 <b>201.1</b>	2:13.092	15 -	24.211 256.5	1:23.213	28.730 194.5	2:16.154
8 -	24.090 254.7	1:20.999	28.267 200.3	2:13.356					
<b>3</b>		<b>Joao P de OLIVEIRA</b>		<b>BRA</b>		<b>Dallara Toyota-Tom's</b>			
1 -	30.660 235.2	1:26.579	28.810 197.0	2:26.049	9 -	23.861 263.4	<b>1:20.684</b>	29.348 189.8	2:13.893
2 -	23.929 262.1	1:23.349	28.606 197.4	2:15.884	10 -	24.547 255.3	1:23.183	28.278 199.2	2:16.008
3 -	24.032 260.8	1:22.187	28.447 198.1	2:14.666	11 -	26.096 220.8	1:45.669	34.426 168.4	2:46.191
4 -	23.828 264.7	1:21.687	28.376 200.0	2:13.891	12 -	1:17.427	3:47.849	1:23.441 74.4	X:00.000
5 -	<b>23.741 265.3</b>	1:20.838	28.276 198.8	<b>2:12.855</b>	13 -	1:31.244	2:17.859	44.915 194.2	4:34.018
6 -	24.157 257.7	1:20.713	28.257 198.8	2:13.127	14 -	23.851 262.1	1:26.680	28.856 197.0	2:19.387
7 -	24.035 260.8	1:20.811	<b>28.203 200.3</b>	2:13.049	15 -	23.921 257.7	1:22.995	28.572 197.4	2:15.488
8 -	23.906 262.7	1:21.400	28.204 198.8	2:13.510					
<b>4</b>		<b>Kazuki NAKAJIMA</b>		<b>JPN</b>		<b>Dallara Toyota-Tom's</b>			
1 -	30.630 254.1	1:25.822	28.829 198.5	2:25.281	9 -	24.072 258.3	1:21.328	28.871 189.4	2:14.271
2 -	<b>23.928</b> 258.9	1:22.900	28.636 197.8	2:15.464	10 -	24.786 <b>260.8</b>	1:23.255	28.650 <b>200.3</b>	2:16.691
3 -	24.166 258.9	1:22.590	28.461 197.8	2:15.217	11 -	25.632 197.4	1:44.251	34.334 166.1	2:44.217
4 -	24.169 258.3	1:21.486	28.352 198.8	2:14.007	12 -	1:18.491	3:47.854	1:23.399 76.4	X:00.000
5 -	24.194 257.1	1:22.188	28.273 199.2	2:14.655	13 -	1:30.472	2:18.393	44.097 194.9	4:32.962
6 -	24.016 259.6	1:21.313	28.349 199.2	2:13.678	14 -	24.168 258.3	1:25.354	28.865 196.0	2:18.387
7 -	24.090 258.3	1:21.050	28.185 199.2	2:13.325	15 -	24.447 255.3	1:24.044	29.056 196.7	2:17.547
8 -	24.110 257.1	<b>1:20.626</b>	<b>28.167</b> 199.6	<b>2:12.903</b>					

Weather/Track: Sunny/Dry

www.mstworld.com

Page 1 of 7

Circuito Da Guia  
Circuit Length = 6.1200 km.  
Start: 15:50 End: 16:31

Printed - 16:35 Sunday, 20 November 2005



BULLETIN TK144

FIA Intercontinental Cup for Formula 3  
SECTOR ANALYSIS - 52nd MACAU GRAND PRIX  
(contd.)

<b>5</b>	<b>Robert KUBICA</b>		<b>POL</b>		<b>Dallara Honda-Mugen/NB</b>				
1 -	29.637 252.9	1:22.933	28.872 195.2	2:21.442	9 -	24.046 259.6	1:21.083	28.289 200.0	2:13.418
2 -	24.465 252.3	1:22.285	28.634 197.4	2:15.384	10 -	23.992 258.3	<b>1:20.239</b>	28.429 196.3	2:12.660
3 -	24.183 258.9	1:21.289	28.460 199.2	2:13.932	11 -	27.613 160.2	1:48.868	35.759 139.7	2:52.240
4 -	24.084 256.5	1:20.857	28.323 200.0	2:13.264	12 -	1:17.409	3:49.677	1:22.672	X:00.000
5 -	23.999 <b>260.8</b>	1:20.864	28.287 200.0	2:13.150	13 -	1:23.669 110.9	2:26.588	45.802 193.5	4:36.059
6 -	23.984 259.6	1:20.899	28.334 198.8	2:13.217	14 -	24.659 258.9	1:22.611	28.529 197.8	2:15.799
7 -	24.113 257.1	1:20.417	<b>28.090 201.1</b>	<b>2:12.620</b>	15 -	24.106 258.3	1:21.381	28.736 196.7	2:14.223
8 -	<b>23.879</b> 260.2	1:21.212	28.132 200.7	2:13.223					
<b>6</b>	<b>Charlie KIMBALL</b>		<b>USA</b>		<b>Dallara Honda-Mugen/NB</b>				
1 -	30.939 236.8	1:26.650	28.958 198.1	2:26.547	6 -	24.030 258.3	1:21.407	28.252 <b>200.3</b>	2:13.689
2 -	<b>23.764</b> 264.0	1:27.602	28.910 196.7	2:20.276	7 -	24.075 259.6	1:21.286	28.251 <b>200.3</b>	2:13.612
3 -	24.395 254.1	1:22.217	28.603 197.8	2:15.215	8 -	24.097 257.7	<b>1:20.900</b>	<b>28.218</b> 198.8	<b>2:13.215</b>
4 -	24.311 255.9	1:21.621	28.537 197.8	2:14.469	9 -	24.016 <b>264.7</b>	1:20.995	28.429 198.5	2:13.440
5 -	24.341 254.1	1:21.867	28.272 <b>200.3</b>	2:14.480					
<b>7</b>	<b>Christian BAKKERUD</b>		<b>DEN</b>		<b>Dallara Honda-Mugen/NB</b>				
1 -	31.234 250.5	1:27.668	29.241 196.7	2:28.143	9 -	24.308 255.3	<b>1:20.418</b>	28.579 196.7	<b>2:13.305</b>
2 -	24.134 <b>267.3</b>	1:28.469	29.192 198.1	2:21.795	10 -	24.342 254.7	1:24.408	28.588 188.8	2:17.338
3 -	24.096 259.6	1:22.641	28.765 198.5	2:15.502	11 -	29.971 191.1	1:44.749	33.059 177.6	2:47.779
4 -	24.274 257.1	1:22.015	28.642 198.5	2:14.931	12 -	1:09.359	3:46.556	1:26.313 100.9	X:00.000
5 -	24.316 255.3	1:21.921	28.446 200.0	2:14.683	13 -	1:28.518	2:16.548	43.098 186.2	4:28.164
6 -	24.279 254.7	1:21.410	28.391 199.6	2:14.080	14 -	25.075 248.2	1:25.043	28.855 199.6	2:18.973
7 -	24.301 255.3	1:21.651	28.317 200.3	2:14.269	15 -	<b>24.002</b> 254.1	1:23.647	28.647 199.6	2:16.296
8 -	24.267 255.3	1:20.917	<b>28.245 200.7</b>	2:13.429					
<b>8</b>	<b>Lucas di GRASSI</b>		<b>BRA</b>		<b>Dallara Mercedes-HWA</b>				
1 -	29.720 251.7	1:23.676	28.652 197.4	2:22.048	9 -	24.220 257.1	1:21.315	28.227 197.8	2:13.762
2 -	<b>23.841 260.8</b>	1:21.417	28.402 198.1	2:13.660	10 -	24.507 252.9	1:21.393	28.868 192.1	2:14.768
3 -	24.214 256.5	1:21.466	28.498 197.8	2:14.178	11 -	26.588 155.3	1:49.246	35.734 134.8	2:51.568
4 -	24.233 256.5	1:21.103	28.159 199.2	2:13.495	12 -	1:17.320	3:49.921	1:22.549	X:00.000
5 -	24.188 257.7	1:20.915	28.033 <b>200.7</b>	2:13.136	13 -	1:30.033 80.9	2:20.372	45.127 196.3	4:35.532
6 -	24.177 255.9	1:20.733	28.106 199.2	2:13.016	14 -	24.073 255.9	1:22.401	28.262 199.2	2:14.736
7 -	24.306 254.7	1:20.679	<b>28.024</b> 199.6	2:13.009	15 -	24.357 254.1	1:21.438	28.387 198.1	2:14.182
8 -	24.261 254.7	<b>1:20.497</b>	28.092 200.0	<b>2:12.850</b>					


Weather/Track: Sunny/Dry

www.mstworld.com

Page 2 of 7

Circuito Da Guia  
Circuit Length = 6.1200 km.  
Start: 15:50 End: 16:31

Printed - 16:35 Sunday, 20 November 2005



## BULLETIN TK144

### FIA Intercontinental Cup for Formula 3 SECTOR ANALYSIS - 52nd MACAU GRAND PRIX (contd.)

<b>9</b>	<b>Mike CONWAY</b>		<b>GBR</b>		<b>Dallara Mercedes-HWA</b>								
<b>1</b> -	30.386	258.9	1:25.409	29.257	194.2	<b>2:25.052</b>	<b>9</b> -	24.667	253.5	1:20.877	28.267	197.8	2:13.811
<b>2</b> -	24.271	262.1	1:30.864	42.819		<b>2:37.954P</b>	<b>10</b> -	24.495	252.9	1:28.661	37.472		2:30.628
<b>3</b> -	1:19.107	247.7	1:23.802	28.818	196.7	<b>3:11.727</b>	<b>11</b> -	38.114	159.0	1:42.934	33.685	182.1	2:54.733
<b>4</b> -	24.583	251.7	1:21.167	28.218	197.4	<b>2:13.968</b>	<b>12</b> -	26.900	250.0	3:19.215	1:22.535	97.8	X:00.000
<b>5</b> -	24.425	253.5	1:23.731	29.260	193.2	<b>2:17.416</b>	<b>13</b> -	1:25.188		2:21.519	32.468	197.0	4:19.175
<b>6</b> -	24.605	252.3	1:20.641	28.220	<b>198.5</b>	<b>2:13.466</b>	<b>14</b> -	24.040	256.5	1:26.645	28.808	196.7	2:19.493
<b>7</b> -	24.284	254.1	1:20.156	<b>28.112</b>	198.1	<b>2:12.552</b>	<b>15</b> -	<b>23.686</b>	<b>262.7</b>	1:23.572	28.370	197.8	2:15.628
<b>8</b> -	24.432	253.5	<b>1:19.821</b>	29.032	190.8	2:13.285							
<b>10</b>	<b>Naoki YOKOMIZO</b>		<b>JPN</b>		<b>Dallara Nissan-Tomei</b>								
<b>1</b> -	31.744	251.7	1:29.459	29.392	194.9	<b>2:30.595</b>	<b>3</b> -	24.246	255.9	1:23.490	28.604	<b>198.5</b>	2:16.340
<b>2</b> -	24.373	255.9	1:27.225	28.996	196.0	2:20.594	<b>4</b> -	<b>24.123</b>	259.6	<b>1:21.994</b>	<b>28.497</b>	197.8	<b>2:14.614</b>
<b>11</b>	<b>Franck PERERA</b>		<b>FRA</b>		<b>Dallara Opel-Spiess</b>								
<b>1</b> -	32.049	244.8	1:28.101	28.821	194.9	<b>2:28.971</b>	<b>9</b> -	24.160	258.9	<b>1:20.774</b>	28.388	198.1	<b>2:13.322</b>
<b>2</b> -	24.156	257.7	1:28.246	29.050	197.4	<b>2:21.452</b>	<b>10</b> -	24.118	258.9	1:24.486	28.431	198.5	2:17.035
<b>3</b> -	23.988	261.5	1:22.851	28.838	197.0	<b>2:15.677</b>	<b>11</b> -	30.863	196.7	1:44.052	32.979	187.5	2:47.894
<b>4</b> -	24.189	254.1	1:22.470	28.367	198.5	<b>2:15.026</b>	<b>12</b> -	1:09.743		3:46.967	1:26.225	96.6	X:00.000
<b>5</b> -	23.895	260.8	1:22.808	28.265	198.8	<b>2:14.968</b>	<b>13</b> -	1:27.985		2:16.812	42.348	181.5	4:27.145
<b>6</b> -	23.857	262.1	1:21.677	<b>28.220</b>	<b>199.6</b>	<b>2:13.754</b>	<b>14</b> -	25.211	248.8	1:26.053	28.717	197.4	2:19.981
<b>7</b> -	<b>23.698</b>	<b>264.0</b>	1:22.072	28.277	198.8	<b>2:14.047</b>	<b>15</b> -	24.063	260.2	1:24.442	28.776	197.8	2:17.281
<b>8</b> -	24.014	260.8	1:21.282	28.236	198.1	2:13.532							
<b>12</b>	<b>Dan CLARKE</b>		<b>GBR</b>		<b>Dallara Opel-Spiess</b>								
<b>1</b> -	31.241	254.1	1:26.737	29.035	193.8	<b>2:27.013</b>	<b>6</b> -	24.529	253.5	1:20.506	28.420	197.0	2:13.455
<b>2</b> -	<b>24.027</b>	261.5	1:27.291	29.015	194.2	<b>2:20.333</b>	<b>7</b> -	24.525	253.5	1:20.634	28.328	197.8	2:13.487
<b>3</b> -	24.129	<b>262.7</b>	1:22.523	28.696	196.7	<b>2:15.348</b>	<b>8</b> -	24.499	253.5	1:20.666	<b>28.304</b>	198.1	2:13.469
<b>4</b> -	24.111	261.5	1:21.564	28.390	<b>198.8</b>	<b>2:14.065</b>	<b>9</b> -	24.520	252.9	<b>1:20.029</b>	28.868	192.8	2:13.417
<b>5</b> -	24.100	<b>262.7</b>	1:20.233	28.541	196.0	<b>2:12.874</b>							
<b>14</b>	<b>Romain GROSJEAN</b>		<b>FRA</b>		<b>Dallara Opel-Spiess</b>								
<b>1</b> -	31.937	252.3	1:29.797	29.421	191.4	<b>2:31.155</b>	<b>9</b> -	24.397	255.9	<b>1:20.154</b>	28.520	196.3	2:13.071
<b>2</b> -	24.141	<b>264.0</b>	1:27.245	29.044	196.7	<b>2:20.430</b>	<b>10</b> -	24.450	255.3	1:25.520	29.163	194.5	2:19.133
<b>3</b> -	<b>23.797</b>	261.5	1:22.511	28.531	199.6	<b>2:14.839</b>	<b>11</b> -	26.377	226.4	1:41.937	32.668	183.3	2:40.982
<b>4</b> -	23.881	260.2	1:21.862	28.552	198.1	<b>2:14.295</b>	<b>12</b> -	1:10.735		3:46.431	1:26.364	96.6	X:00.000
<b>5</b> -	24.017	258.9	1:22.488	28.439	198.8	<b>2:14.944</b>	<b>13</b> -	1:27.919		2:16.523	42.174	179.4	4:26.616
<b>6</b> -	23.977	262.7	1:21.499	28.392	<b>200.3</b>	<b>2:13.868</b>	<b>14</b> -	24.717	248.8	1:25.190	28.788	197.8	2:18.695
<b>7</b> -	23.889	260.2	1:28.197	28.385	198.8	<b>2:20.471</b>	<b>15</b> -	23.948	262.7	1:24.924	28.846	197.4	2:17.718
<b>8</b> -	24.338	255.9	1:20.475	<b>28.177</b>	199.6	<b>2:12.990</b>							

Weather/Track: Sunny/Dry


www.mstworld.com

Page 3 of 7

Circuito Da Guia  
Circuit Length = 6.1200 km.  
Start: 15:50 End: 16:31

Printed - 16:35 Sunday, 20 November 2005





BULLETIN TK144

FIA Intercontinental Cup for Formula 3  
SECTOR ANALYSIS - 52nd MACAU GRAND PRIX  
(contd.)

<b>15</b>	<b>Guillaume MOREAU</b>		<b>FRA</b>		<b>Dallara Opel-Spiess</b>				
1 -	31.509 247.1	1:29.172	30.409 190.4	2:31.090	<b>9 -</b>	24.161 259.6	<b>1:20.787</b>	28.481 <b>198.8</b>	2:13.429
2 -	24.491 258.9	1:28.069	29.052 195.6	2:21.612	<b>10 -</b>	24.199 259.6	1:24.631	29.427 193.8	2:18.257
3 -	<b>23.850 266.0</b>	1:24.647	29.364 193.8	2:17.861	<b>11 -</b>	26.338 226.8	1:41.903	33.136 181.2	2:41.377
4 -	24.366 257.7	1:21.945	28.885 196.3	2:15.196	<b>12 -</b>	1:10.610	3:46.333	1:27.079 78.1	X:00.000
5 -	24.252 258.3	1:22.449	28.656 196.7	2:15.357	<b>13 -</b>	1:27.295	2:16.924	41.340 192.8	4:25.559
6 -	24.353 255.9	1:21.196	28.572 197.0	2:14.121	<b>14 -</b>	24.299 258.9	1:26.676	28.951 196.3	2:19.926
7 -	24.370 257.1	1:22.885	28.488 197.8	2:15.743	<b>15 -</b>	24.039 261.5	1:23.992	28.825 197.8	2:16.856
8 -	24.093 262.1	1:20.801	<b>28.320</b> 198.1	<b>2:13.214</b>					
<b>16</b>	<b>Fabio CARBONE</b>		<b>BRA</b>		<b>SLC Opel-Spiess</b>				
1 -	32.440 248.2	1:29.883	29.241 190.4	2:31.564	<b>9 -</b>	24.297 257.1	<b>1:20.861</b>	28.268 198.8	<b>2:13.426</b>
2 -	23.987 263.4	1:27.592	28.953 196.7	2:20.532	<b>10 -</b>	24.283 257.1	1:27.900	43.915	2:36.098P
3 -	23.716 267.3	1:23.631	28.652 198.8	2:15.999	<b>11 -</b>	1:15.456 242.6	1:30.056	29.276 195.2	3:14.788
4 -	<b>23.620 272.0</b>	1:22.635	28.408 199.2	2:14.663	<b>12 -</b>	25.025 184.3	3:47.349	1:23.590	X:00.000
5 -	23.645 270.0	1:21.945	28.279 <b>199.6</b>	2:13.869	<b>13 -</b>	1:24.110	2:20.222	35.475 193.5	4:19.807
6 -	23.684 264.7	1:21.788	<b>28.241</b> 199.2	2:13.713	<b>14 -</b>	24.966 254.7	1:25.525	29.196 194.9	2:19.687
7 -	23.724 266.6	1:21.992	28.534 192.1	2:14.250	<b>15 -</b>	24.277 258.9	1:23.235	28.784 197.4	2:16.296
8 -	24.075 262.1	1:32.942	28.502 197.8	2:25.519					
<b>17</b>	<b>Fillip SALAQUARDA</b>		<b>CZE</b>		<b>Dallara Opel-Spiess</b>				
1 -	33.263 226.4	1:32.414	<b>29.390</b> 195.2	2:35.067	<b>3 -</b>	24.850 249.4	<b>1:28.181</b>	44.430	2:37.461P
2 -	<b>24.472 256.5</b>	1:29.040	29.738 193.8	<b>2:23.250</b>					
<b>18</b>	<b>Rodolfo AVILA</b>		<b>MAC</b>		<b>Dallara Mercedes HWA</b>				
1 -	33.620 243.7	1:34.335	29.586 193.8	2:37.541	<b>9 -</b>	25.071 251.1	1:24.638	29.147 194.5	2:18.856
2 -	24.458 <b>256.5</b>	1:34.749	33.551 <b>196.0</b>	2:32.758	<b>10 -</b>	24.751 251.7	1:28.307	51.747	2:44.805
3 -	25.091 247.7	1:26.830	29.211 195.6	2:21.132	<b>11 -</b>	39.218 183.9	1:42.976	34.064 177.3	2:56.258
4 -	<b>24.525</b> 255.3	1:25.466	<b>29.109</b> 195.6	2:19.100	<b>12 -</b>	30.635 202.2	3:14.121	1:22.613 72.5	X:00.000
5 -	24.689 255.3	1:25.073	29.141 195.6	2:18.903	<b>13 -</b>	1:25.941	2:20.192	34.430 190.8	4:20.563
6 -	25.096 252.3	1:24.937	29.279 194.9	2:19.312	<b>14 -</b>	25.631 254.1	1:29.079	29.751 192.1	2:24.461
7 -	24.598 253.5	1:24.195	29.115 194.5	2:17.908	<b>15 -</b>	24.677 252.9	1:26.916	30.020 178.2	2:21.613
8 -	24.572 254.1	<b>1:23.671</b>	29.523 191.8	<b>2:17.766</b>					


Weather/Track: Sunny/Dry

www.mstworld.com

Page 4 of 7

Circuito Da Guia  
Circuit Length = 6.1200 km.  
Start: 15:50 End: 16:31

Printed - 16:35 Sunday, 20 November 2005



BULLETIN TK144

FIA Intercontinental Cup for Formula 3  
SECTOR ANALYSIS - 52nd MACAU GRAND PRIX  
(contd.)

<b>19</b>	<b>Paolo MONTIN</b>		<b>ITA</b>		<b>Dallara Honda-Mugen/NB</b>				
1 -	30.032 254.7	1:25.173	28.717 197.8	2:23.922	9 -	24.367 255.3	1:21.943	29.727 186.2	2:16.037
2 -	<b>24.099</b> 260.2	1:22.024	28.483 198.5	2:14.606	10 -	24.565 257.7	1:24.505	28.375 <b>200.7</b>	2:17.445
3 -	24.141 259.6	1:22.022	28.354 199.6	2:14.517	11 -	26.194 198.5	1:44.908	33.227 159.0	2:44.329
4 -	24.262 256.5	1:21.517	28.258 198.8	2:14.037	12 -	1:18.840	3:48.296	1:23.668	X:00.000
5 -	24.295 257.7	1:21.338	28.322 198.8	2:13.955	13 -	1:30.082	2:18.182	43.991 183.9	4:32.255
6 -	24.354 255.3	1:21.545	28.289 198.1	2:14.188	14 -	25.168 247.7	1:26.879	28.895 196.0	2:20.942
7 -	24.383 255.3	<b>1:21.007</b>	28.222 198.8	<b>2:13.612</b>	15 -	24.421 <b>260.8</b>	1:24.749	28.750 198.5	2:17.920
8 -	24.407 254.7	1:21.055	<b>28.189</b> 199.6	2:13.651					
<b>20</b>	<b>Kohei HIRATE</b>		<b>JPN</b>		<b>Dallara Opel-Spiess</b>				
1 -	32.746 240.0	<b>1:30.836</b>	<b>28.940</b> 195.2	<b>2:32.522</b>					
<b>21</b>	<b>Steven KANE</b>		<b>GBR</b>		<b>Lola Honda-Mugen/NB</b>				
1 -	32.382 225.9	1:30.687	28.902 197.8	2:31.971	8 -	24.020 259.6	1:21.185	28.413 200.3	<b>2:13.618</b>
2 -	<b>23.835</b> <b>260.8</b>	1:29.452	28.852 197.8	2:22.139	9 -	24.265 255.9	<b>1:20.962</b>	28.607 196.3	2:13.834
3 -	24.388 255.3	1:23.641	28.592 200.3	2:16.621	10 -	24.494 254.7	1:26.626	30.105 186.8	2:21.225
4 -	24.409 259.6	1:22.475	28.513 200.3	2:15.397	11 -	25.258 234.7	1:43.737	32.024 191.1	2:41.019
5 -	23.941 257.7	1:23.580	28.539 197.4	2:16.060	12 -	1:08.119	3:48.455	1:24.164 84.6	X:00.000
6 -	24.370 255.3	1:21.498	28.285 <b>201.1</b>	2:14.153	13 -	1:27.677 76.0	2:18.518	39.025 195.6	4:25.220
7 -	24.313 254.7	1:22.679	<b>28.256</b> 200.3	2:15.248					
<b>22</b>	<b>Stephen JELLEY</b>		<b>GBR</b>		<b>Dallara Opel-Spiess</b>				
1 -	32.973 217.7	1:31.802	29.162 197.0	2:33.937	5 -	24.504 253.5	1:24.036	29.005 194.9	2:17.545
2 -	<b>23.675</b> <b>265.3</b>	1:40.475	31.366 194.2	2:35.516	6 -	24.553 253.5	<b>1:23.370</b>	29.006 195.2	<b>2:16.929</b>
3 -	24.732 255.3	1:26.721	29.103 <b>198.5</b>	2:20.556	7 -	24.548 252.9	1:23.498	<b>28.920</b> 194.5	2:16.966
4 -	24.547 252.3	1:24.010	28.983 195.2	2:17.540	8 -	24.525 253.5	1:23.373	36.317	2:24.215
<b>23</b>	<b>Michael HO</b>		<b>MAC</b>		<b>Dallara Toyota-Tom's</b>				
1 -	34.657 243.2	1:33.782	29.669 194.2	2:38.108	9 -	25.572 246.0	1:25.389	29.063 194.5	2:20.024
2 -	24.464 <b>254.7</b>	1:34.476	31.808 193.5	2:30.748	10 -	25.199 244.8	1:28.880	50.984	2:45.063
3 -	25.108 246.5	1:26.429	29.383 194.9	2:20.920	11 -	39.796 185.8	1:43.243	34.684 171.9	2:57.723
4 -	25.270 247.7	1:25.115	29.144 194.9	2:19.529	12 -	30.300 216.0	3:13.473	1:23.104	X:00.000
5 -	24.997 248.8	1:24.456	29.203 194.9	2:18.656	13 -	1:24.528	2:20.115	35.309 186.5	4:19.952
6 -	25.006 247.7	1:23.727	29.073 <b>196.3</b>	2:17.806	14 -	26.271 242.6	1:27.938	29.536 193.5	2:23.745
7 -	25.034 247.1	1:23.499	<b>28.997</b> 194.9	<b>2:17.530</b>	15 -	<b>24.819</b> 250.0	1:26.355	29.950 191.4	2:21.124
8 -	24.999 247.1	<b>1:23.225</b>	29.821 188.1	2:18.045					


Weather/Track: Sunny/Dry

www.mstworld.com

Page 5 of 7

Circuito Da Guia  
Circuit Length = 6.1200 km.  
Start: 15:50 End: 16:31

Printed - 16:35 Sunday, 20 November 2005



BULLETIN TK144

FIA Intercontinental Cup for Formula 3  
SECTOR ANALYSIS - 52nd MACAU GRAND PRIX  
(contd.)

<b>24</b>	<b>Danny WATTS</b>		<b>GBR</b>		<b>Dallara Toyota-Tom's</b>				
<b>1</b> -	30.958 248.8	1:28.541	28.839 198.5	<b>2:28.338</b>	<b>6</b> -	24.247 258.3	1:21.138	28.257 198.5	<b>2:13.642</b>
<b>2</b> -	<b>23.864</b> 260.8	1:28.231	28.643 197.8	<b>2:20.738</b>	<b>7</b> -	24.252 258.3	<b>1:21.040</b>	28.191 198.8	<b>2:13.483</b>
<b>3</b> -	24.312 255.9	1:21.745	28.372 198.5	<b>2:14.429</b>	<b>8</b> -	24.011 <b>264.0</b>	1:21.286	<b>28.116 199.2</b>	<b>2:13.413</b>
<b>4</b> -	24.082 261.5	1:21.991	28.545 198.1	<b>2:14.618</b>	<b>9</b> -	24.185 258.3	1:21.336	28.407 198.8	<b>2:13.928</b>
<b>5</b> -	24.245 255.9	1:21.588	28.395 197.8	<b>2:14.228</b>					
<b>26</b>	<b>Daisuke IKEDA</b>		<b>JPN</b>		<b>Dallara Toyota-Tom's</b>				
<b>1</b> -	33.098 226.4	1:34.037	29.021 194.5	<b>2:36.156</b>	<b>8</b> -	24.868 251.1	<b>1:23.292</b>	29.218 194.5	<b>2:17.378</b>
<b>2</b> -	24.006 <b>262.1</b>	1:40.702	31.189 192.1	<b>2:35.897</b>	<b>9</b> -	24.853 247.1	1:48.969	44.692	<b>2:58.514P</b>
<b>3</b> -	24.837 251.7	1:26.989	28.955 <b>198.1</b>	<b>2:20.781</b>	<b>10</b> -	2:07.659 222.2	1:34.880	30.671 191.4	<b>4:13.210</b>
<b>4</b> -	<b>24.323</b> 252.9	1:24.820	28.986 194.5	<b>2:18.129</b>	<b>11</b> -	41.650	3:49.497	1:23.690 73.5	<b>X:00.000</b>
<b>5</b> -	24.455 258.3	1:25.444	<b>28.882</b> 197.4	<b>2:18.781</b>	<b>12</b> -	1:25.472	2:19.197	37.134 190.4	<b>4:21.803</b>
<b>6</b> -	24.380 249.4	1:23.757	29.010 195.2	<b>2:17.147</b>	<b>13</b> -	25.194 246.5	1:27.447	28.963 194.9	<b>2:21.604</b>
<b>7</b> -	24.741 250.5	1:23.455	29.169 187.8	<b>2:17.365</b>	<b>14</b> -	24.381 258.9	1:27.701	30.541 192.5	<b>2:22.623</b>
<b>28</b>	<b>Bruno SENNA</b>		<b>BRA</b>		<b>Dallara Honda-Mugen/NB</b>				
<b>1</b> -	33.773 232.7	<b>1:32.494</b>	<b>29.403 194.9</b>	<b>2:35.670</b>					
<b>29</b>	<b>Jo MERSZEI</b>		<b>MAC</b>		<b>Dallara Honda-Mugen/NB</b>				
<b>1</b> -	36.705 204.1	1:35.791	31.366 187.1	<b>2:43.862</b>	<b>8</b> -	25.318 247.1	1:35.317	32.506 177.3	<b>2:33.141</b>
<b>2</b> -	25.200 <b>248.8</b>	1:37.041	31.695 187.1	<b>2:33.936</b>	<b>9</b> -	27.534 246.5	1:43.693	33.342 186.2	<b>2:44.569</b>
<b>3</b> -	25.330 246.5	1:33.209	31.315 <b>189.8</b>	<b>2:29.854</b>	<b>10</b> -	26.426 239.4	1:41.773	32.581 185.8	<b>2:40.780</b>
<b>4</b> -	25.329 244.3	1:32.700	<b>31.087 189.8</b>	<b>2:29.116</b>	<b>11</b> -	1:07.779	3:49.739	1:22.306 82.8	<b>X:00.000</b>
<b>5</b> -	25.378 230.7	1:33.566	31.408 185.2	<b>2:30.352</b>	<b>12</b> -	1:27.588	2:19.801	38.567 179.4	<b>4:25.956</b>
<b>6</b> -	<b>25.236</b> 246.0	1:32.883	31.112 189.4	<b>2:29.231</b>	<b>13</b> -	30.216 221.7	1:40.835	32.585 183.3	<b>2:43.636</b>
<b>7</b> -	25.244 246.5	<b>1:32.296</b>	31.333 188.8	<b>2:28.873</b>	<b>14</b> -	25.540 229.2	1:37.285	32.041 185.8	<b>2:34.866</b>
<b>30</b>	<b>Karl REINDLER</b>		<b>AUS</b>		<b>Dallara Honda-Mugen/NB</b>				
<b>1</b> -	32.589 216.8	1:31.629	29.190 195.6	<b>2:33.408</b>	<b>9</b> -	24.485 252.9	<b>1:21.638</b>	28.441 198.8	<b>2:14.564</b>
<b>2</b> -	<b>24.218 258.9</b>	1:30.563	28.997 198.1	<b>2:23.778</b>	<b>10</b> -	24.546 253.5	1:24.532	32.329 190.4	<b>2:21.407</b>
<b>3</b> -	24.550 252.9	1:22.966	28.729 197.8	<b>2:16.245</b>	<b>11</b> -	25.464 250.0	1:38.838	31.739 184.6	<b>2:36.041</b>
<b>4</b> -	24.439 253.5	1:22.592	28.555 <b>199.6</b>	<b>2:15.586</b>	<b>12</b> -	1:09.514	3:47.987	1:23.236 79.4	<b>X:00.000</b>
<b>5</b> -	24.480 253.5	1:22.258	28.604 198.5	<b>2:15.342</b>	<b>13</b> -	1:27.225	2:19.442	37.741 184.9	<b>4:24.408</b>
<b>6</b> -	24.512 252.3	1:22.157	28.807 198.8	<b>2:15.476</b>	<b>14</b> -	25.473 244.8	1:26.906	28.902 195.2	<b>2:21.281</b>
<b>7</b> -	24.549 253.5	1:23.682	28.714 197.8	<b>2:16.945</b>	<b>15</b> -	24.313 257.1	1:23.332	28.548 <b>199.6</b>	<b>2:16.193</b>
<b>8</b> -	24.591 251.7	1:22.629	<b>28.433</b> 199.2	<b>2:15.653</b>					


Weather/Track: Sunny/Dry

www.mstworld.com

Page 6 of 7

Circuito Da Guia  
Circuit Length = 6.1200 km.  
Start: 15:50 End: 16:31

Printed - 16:35 Sunday, 20 November 2005



BULLETIN TK144


FIA Intercontinental Cup for Formula 3  
 SECTOR ANALYSIS - 52nd MACAU GRAND PRIX  
 (contd.)

<b>32</b>		CHEONG Lou Meng		MAC		Dallara Honda-Mugen/NB			
1 -	34.727 246.0	1:34.528	30.492 174.7	2:39.747	6 -	25.581 241.6	1:31.321	31.352 186.8	2:28.254
2 -	25.182 <b>252.3</b>	1:34.129	31.031 189.8	2:30.342	7 -	26.697 213.0	1:29.876	31.189 186.8	2:27.762
3 -	25.599 247.7	<b>1:27.408</b>	<b>29.443 194.2</b>	<b>2:22.450</b>	8 -	25.847 239.4	1:30.440	32.581 179.1	2:28.868
4 -	<b>25.048</b> 250.5	1:29.991	31.617 183.3	2:26.656	9 -	26.361 237.3	1:31.275	32.399 164.1	2:30.035
5 -	25.861 239.4	1:33.040	31.442 187.1	2:30.343	10 -	28.712 188.4	1:51.139	43.673	3:03.524P
<b>33</b>		LEI Kit Meng		MAC		Dallara Opel-Spiess			
1 -	37.381 203.3	1:36.000	31.344 187.5	2:44.725	8 -	25.614 241.6	<b>1:29.965</b>	31.176 185.2	2:26.755
2 -	25.200 <b>247.7</b>	1:39.233	31.144 187.8	2:35.577	9 -	25.869 206.8	1:33.399	32.697 188.4	2:31.965
3 -	25.433 242.6	1:31.998	30.886 188.4	2:28.317	10 -	28.287 225.9	1:43.805	33.699 168.4	2:45.791
4 -	25.389 244.3	1:32.368	30.841 188.4	2:28.598	11 -	1:18.490	3:46.947	1:26.431 93.3	X:00.000
5 -	<b>25.363</b> 221.7	1:33.722	31.044 183.9	2:30.129	12 -	1:27.026	2:18.071	44.464 144.7	4:29.561
6 -	25.426 246.5	1:29.968	<b>30.511 190.1</b>	<b>2:25.905</b>	13 -	29.769 202.6	1:43.186	32.023 184.9	2:44.978
7 -	25.539 241.0	1:30.958	30.799 188.8	2:27.296	14 -	26.049 237.3	1:37.759	32.259 180.6	2:36.067

Weather/Track: Sunny/Dry

www.mstworld.com

Circuito Da Guia  
 Circuit Length = 6.1200 km.  
 Start: 15:50 End: 16:31



## BULLETIN TK145


### FIA Intercontinental Cup for Formula 3 SPEED TRAP - 52nd MACAU GRAND PRIX - FINISH LINE

POS	NO	CL	DRIVER	NAT	CAR	KPH
1	1		<b>Loic DUVAL</b>	<b>FRA</b>	Dallara Mercedes-HWA	203.0
2	5		<b>Robert KUBICA</b>	<b>POL</b>	Dallara Honda-Mugen/NB	201.1
3	21		<b>Steven KANE</b>	<b>GBR</b>	Lola Honda-Mugen/NB	201.1
4	2		<b>Sebastian VETTEL</b>	<b>GER</b>	Dallara Mercedes-HWA	201.1
5	19		<b>Paolo MONTIN</b>	<b>ITA</b>	Dallara Honda-Mugen/NB	200.7
6	7		<b>Christian BAKKERUD</b>	<b>DEN</b>	Dallara Honda-Mugen/NB	200.7
7	8		<b>Lucas di GRASSI</b>	<b>BRA</b>	Dallara Mercedes-HWA	200.7
8	4		<b>Kazuki NAKAJIMA</b>	<b>JPN</b>	Dallara Toyota-Tom's	200.3
9	3		<b>Joao P de OLIVEIRA</b>	<b>BRA</b>	Dallara Toyota-Tom's	200.3
10	14		<b>Romain GROSJEAN</b>	<b>FRA</b>	Dallara Opel-Spiess	200.3
11	6		<b>Charlie KIMBALL</b>	<b>USA</b>	Dallara Honda-Mugen/NB	200.3
12	11		<b>Franck PERERA</b>	<b>FRA</b>	Dallara Opel-Spiess	199.6
13	16		<b>Fabio CARBONE</b>	<b>BRA</b>	SLC Opel-Spiess	199.6
14	30		<b>Karl REINDLER</b>	<b>AUS</b>	Dallara Honda-Mugen/NB	199.6
15	24		<b>Danny WATTS</b>	<b>GBR</b>	Dallara Toyota-Tom's	199.2
16	15		<b>Guillaume MOREAU</b>	<b>FRA</b>	Dallara Opel-Spiess	198.8
17	12		<b>Dan CLARKE</b>	<b>GBR</b>	Dallara Opel-Spiess	198.8
18	9		<b>Mike CONWAY</b>	<b>GBR</b>	Dallara Mercedes-HWA	198.5
19	22		<b>Stephen JELLEY</b>	<b>GBR</b>	Dallara Opel-Spiess	198.5
20	10		<b>Naoki YOKOMIZO</b>	<b>JPN</b>	Dallara Nissan-Tomei	198.5
21	26		<b>Daisuke IKEDA</b>	<b>JPN</b>	Dallara Toyota-Tom's	198.1
22	23		<b>Michael HO</b>	<b>MAC</b>	Dallara Toyota-Tom's	196.3
23	18		<b>Rodolfo AVILA</b>	<b>MAC</b>	Dallara Mercedes HWA	196.0
24	17		<b>Fillip SALAQUARDA</b>	<b>CZE</b>	Dallara Opel-Spiess	195.2
25	20		<b>Kohei HIRATE</b>	<b>JPN</b>	Dallara Opel-Spiess	195.2
26	28		<b>Bruno SENNA</b>	<b>BRA</b>	Dallara Honda-Mugen/NB	194.9
27	32		<b>CHEONG Lou Meng</b>	<b>MAC</b>	Dallara Honda-Mugen/NB	194.2
28	33		<b>LEI Kit Meng</b>	<b>MAC</b>	Dallara Opel-Spiess	190.1
29	29		<b>Jo MERSZEI</b>	<b>MAC</b>	Dallara Honda-Mugen/NB	189.8

Weather/Track: Sunny/Dry

**mst UNISYS**

Circuito Da Guia  
Circuit Length = 6.1200 km.  
Start: 15:50 End: 16:31



## BULLETIN TK145

### FIA Intercontinental Cup for Formula 3 SPEED TRAP - 52nd MACAU GRAND PRIX - SECTOR 1 (contd.)

POS	NO	CL	DRIVER	NAT	CAR	KPH
1	16		Fabio CARBONE	BRA	SLC Opel-Spiess	272.0
2	7		Christian BAKKERUD	DEN	Dallara Honda-Mugen/NB	267.3
3	15		Guillaume MOREAU	FRA	Dallara Opel-Spiess	266.0
4	3		Joao P de OLIVEIRA	BRA	Dallara Toyota-Tom's	265.3
5	22		Stephen JELLEY	GBR	Dallara Opel-Spiess	265.3
6	6		Charlie KIMBALL	USA	Dallara Honda-Mugen/NB	264.7
7	24		Danny WATTS	GBR	Dallara Toyota-Tom's	264.0
8	11		Franck PERERA	FRA	Dallara Opel-Spiess	264.0
9	14		Romain GROSJEAN	FRA	Dallara Opel-Spiess	264.0
10	9		Mike CONWAY	GBR	Dallara Mercedes-HWA	262.7
11	28		Bruno SENNA	BRA	Dallara Honda-Mugen/NB	262.7
12	2		Sebastian VETTEL	GER	Dallara Mercedes-HWA	262.1
13	12		Dan CLARKE	GBR	Dallara Opel-Spiess	262.1
14	26		Daisuke IKEDA	JPN	Dallara Toyota-Tom's	262.1
15	19		Paolo MONTIN	ITA	Dallara Honda-Mugen/NB	260.8
16	4		Kazuki NAKAJIMA	JPN	Dallara Toyota-Tom's	260.8
17	10		Naoki YOKOMIZO	JPN	Dallara Nissan-Tomei	260.8
18	5		Robert KUBICA	POL	Dallara Honda-Mugen/NB	260.8
19	21		Steven KANE	GBR	Lola Honda-Mugen/NB	260.8
20	8		Lucas di GRASSI	BRA	Dallara Mercedes-HWA	260.8
21	1		Loic DUVAL	FRA	Dallara Mercedes-HWA	260.2
22	20		Kohei HIRATE	JPN	Dallara Opel-Spiess	260.2
23	30		Karl REINDLER	AUS	Dallara Honda-Mugen/NB	258.9
24	18		Rodolfo AVILA	MAC	Dallara Mercedes HWA	256.5
25	17		Fillip SALAQUARDA	CZE	Dallara Opel-Spiess	256.5
26	23		Michael HO	MAC	Dallara Toyota-Tom's	254.7
27	32		CHEONG Lou Meng	MAC	Dallara Honda-Mugen/NB	252.3
28	29		Jo MERSZEI	MAC	Dallara Honda-Mugen/NB	248.8
29	33		LEI Kit Meng	MAC	Dallara Opel-Spiess	247.7

Weather/Track: Sunny/Dry

**mst UNISYS**

Circuito Da Guia  
Circuit Length = 6.1200 km.  
Start: 15:50 End: 16:31

# FIA Intercontinental Cup for Formula 3 52nd Macau Grand Prix - Best Sector Times Report

Timing Bulletin 146

POS	NO	SECTOR 1			SECTOR 2			SECTOR 3			NAME	IDEAL/BEST LAP COMPARISON			
		TIME	LAP	NO	TIME	LAP	NO	TIME	LAP	NO		IDEAL	BEST	LAP	DIFF
1	16	23.620	4	1	1:19.599	6	1	27.902	8	1	DUVAL	2:11.188	2:11.929	9	+ 0.741
2	2	23.675	4	9	1:19.821	8	8	28.024	7	9	CONWAY	2:11.619	2:12.552	7	+ 0.933
3	22	23.675	2	12	1:20.029	9	5	28.090	7	14	GROSJEAN	2:12.128	2:12.990	8	+ 0.862
4	9	23.686	15	14	1:20.154	9	9	28.112	7	5	KUBICA	2:12.208	2:12.620	7	+ 0.412
5	1	23.687	8	5	1:20.239	10	24	28.116	8	12	CLARKE	2:12.360	2:12.874	5	+ 0.514
6	11	23.698	7	7	1:20.418	9	4	28.167	8	8	GRASSI	2:12.362	2:12.850	8	+ 0.488
7	3	23.741	5	8	1:20.497	8	14	28.177	8	2	VETTEL	2:12.595	2:12.930	6	+ 0.335
8	6	23.764	2	4	1:20.626	8	19	28.189	8	3	OLIVEIRA	2:12.628	2:12.855	5	+ 0.227
9	14	23.797	3	3	1:20.684	9	3	28.203	7	7	BAKKERUD	2:12.665	2:13.305	9	+ 0.640
10	21	23.835	2	2	1:20.710	6	2	28.210	10	11	PERERA	2:12.692	2:13.322	9	+ 0.630
11	8	23.841	2	11	1:20.774	9	6	28.218	8	4	NAKAJIMA	2:12.721	2:12.903	8	+ 0.182
12	15	23.850	3	15	1:20.787	9	11	28.220	6	16	CARBONE	2:12.722	2:13.426	9	+ 0.704
13	24	23.864	2	16	1:20.861	9	16	28.241	6	6	KIMBALL	2:12.882	2:13.215	8	+ 0.333
14	5	23.879	8	6	1:20.900	8	7	28.245	8	15	MOREAU	2:12.957	2:13.214	8	+ 0.257
15	4	23.928	2	21	1:20.962	9	21	28.256	7	24	WATTS	2:13.020	2:13.413	8	+ 0.393
16	7	24.002	15	19	1:21.007	7	12	28.304	8	21	KANE	2:13.053	2:13.618	8	+ 0.565
17	26	24.006	2	24	1:21.040	7	15	28.320	8	19	MONTIN	2:13.295	2:13.612	7	+ 0.317
18	12	24.027	2	30	1:21.638	9	30	28.433	8	30	REINDLER	2:14.289	2:14.564	9	+ 0.275
19	19	24.099	2	10	1:21.994	4	10	28.497	4	10	YOKOMIZO	2:14.614	2:14.614	4	+ 0.000
20	10	24.123	4	23	1:23.225	8	26	28.882	5	22	JELLEY	2:15.965	2:16.929	6	+ 0.964
21	30	24.218	2	26	1:23.292	8	22	28.920	7	26	IKEDA	2:16.180	2:17.147	6	+ 0.967
22	18	24.458	2	22	1:23.370	6	20	28.940	1	23	HO	2:16.686	2:17.530	7	+ 0.844
23	23	24.464	2	18	1:23.671	8	23	28.997	7	18	AVILA	2:17.238	2:17.766	8	+ 0.528
24	17	24.472	2	32	1:27.408	3	18	29.109	4	32	CHEONG	2:21.899	2:22.450	3	+ 0.551
25	32	25.048	4	17	1:28.181	3	17	29.390	1	17	SALAUARD	2:22.043	2:23.250	2	+ 1.207
26	29	25.200	2	33	1:29.965	8	28	29.403	1	33	LEI	2:25.676	2:25.905	6	+ 0.229
27	33	25.200	2	20	1:30.836	1	32	29.443	3	29	MERSZEI	2:28.583	2:28.873	7	+ 0.290
28	20	32.746	1	29	1:32.296	7	33	30.511	6	20	HIRATE	2:32.522	2:32.522	1	+ 0.000
29	28	33.773	1	28	1:32.494	1	29	31.087	4	28	SENNA	2:35.670	2:35.670	1	+ 0.000

'Perfect Lap' - 2:11.121




Circuit Length - 6.1200 kilometres  
Circuito Da Guia  
Macau

Weather/Track: Sunny/Dry

Printed at 16:41, Sunday, 20 November, 2005

© MST Systems Ltd, 2005 (www.mstworld.com)

Page 1




## FIA Intercontinental Cup for Formula 3

### LAP CHART - 52nd MACAU GRAND PRIX

Lap 1			Lap 2			Lap 3			Lap 4			Lap 5		
No	Behind	Laptime	No	Behind	Laptime	No	Behind	Laptime	No	Behind	Laptime	No	Behind	Laptime
1		2:19.223	1		2:13.108	1		2:13.279	1		2:13.550	1		2:12.832
5	2.219	2:21.442	8	3.377	2:13.660	8	4.276	2:14.178	8	4.221	2:13.495	8	4.525	2:13.136
8	2.825	2:22.048	5	4.495	2:15.384	5	5.148	2:13.932	5	4.862	2:13.264	5	5.180	2:13.150
2	3.941	2:23.164	2	5.251	2:14.418	2	5.690	2:13.718	2	5.738	2:13.598	2	6.134	2:13.228
19	4.699	2:23.922	19	6.197	2:14.606	19	7.435	2:14.517	19	7.922	2:14.037	19	9.045	2:13.955
9	5.829	2:25.052	4	8.414	2:15.464	4	10.352	2:15.217	4	10.809	2:14.007	3	11.353	2:12.855
4	6.058	2:25.281	3	9.602	2:15.884	3	10.989	2:14.666	3	11.330	2:13.891	4	12.632	2:14.655
3	6.826	2:26.049	6	14.492	2:20.276	6	16.428	2:15.215	6	17.347	2:14.469	12	17.641	2:12.874
6	7.324	2:26.547	12	15.015	2:20.333	12	17.084	2:15.348	12	17.599	2:14.065	6	18.995	2:14.480
12	7.790	2:27.013	24	16.745	2:20.738	24	17.895	2:14.429	24	18.963	2:14.618	24	20.359	2:14.228
7	8.920	2:28.143	7	17.607	2:21.795	7	19.830	2:15.502	7	21.211	2:14.931	7	23.062	2:14.683
24	9.115	2:28.338	11	18.092	2:21.452	11	20.490	2:15.677	14	21.559	2:14.295	14	23.671	2:14.944
11	9.748	2:28.971	10	18.858	2:20.594	14	20.814	2:14.839	11	21.966	2:15.026	11	24.102	2:14.968
10	11.372	2:30.595	14	19.254	2:20.430	10	21.919	2:16.340	10	22.983	2:14.614	16	24.635	2:13.869
15	11.867	2:31.090	16	19.765	2:20.532	16	22.485	2:15.999	16	23.598	2:14.663	15	29.124	2:15.357
14	11.932	2:31.155	15	20.371	2:21.612	15	24.953	2:17.861	15	26.599	2:15.196	21	30.196	2:16.060
16	12.341	2:31.564	21	21.779	2:22.139	21	25.121	2:16.621	21	26.968	2:15.397	30	32.367	2:15.342
21	12.748	2:31.971	30	24.855	2:23.778	30	27.821	2:16.245	30	29.857	2:15.586	22	53.102	2:17.545
20	13.299	2:32.522	17	25.986	2:23.250	23	44.166	2:20.920	22	48.389	2:17.540	23	55.969	2:18.656
30	14.185	2:33.408	9	30.675	2:37.954P	22	44.399	2:20.556	23	50.145	2:19.529	18	57.442	2:18.903
22	14.714	2:33.937	23	36.525	2:30.748	18	45.821	2:21.132	18	51.371	2:19.100	26	57.752	2:18.781
17	15.844	2:35.067	22	37.122	2:35.516	32	46.929	2:22.450	26	51.803	2:18.129	32	1:17.546	2:30.343
28	16.447	2:35.670	32	37.758	2:30.342	26	47.224	2:20.781	32	1:00.035	2:26.656	9	1:34.125	2:17.416
26	16.933	2:36.156	18	37.968	2:32.758	17	50.168	2:37.461P	29	1:17.608	2:29.116	29	1:35.128	2:30.352
18	18.318	2:37.541	26	39.722	2:35.897	29	1:02.042	2:29.854	33	1:18.057	2:28.598	33	1:35.354	2:30.129
23	18.885	2:38.108	29	45.467	2:33.936	33	1:03.009	2:28.317	9	1:29.541	2:13.968			
32	20.524	2:39.747	33	47.971	2:35.577	9	1:29.123	3:11.727						
29	24.639	2:43.862												
33	25.502	2:44.725												





# FIA Intercontinental Cup for Formula 3

## LAP CHART - 52nd MACAU GRAND PRIX

(contd.)

Lap 6			Lap 7			Lap 8			Lap 9			Lap 10		
No	Behind	Laptime	No	Behind	Laptime	No	Behind	Laptime	No	Behind	Laptime	No	Behind	Laptime
8		2:13.016	8		2:13.009	8		2:12.850	8		2:13.762	5		2:12.660
5	0.856	2:13.217	5	0.467	2:12.620	5	0.840	2:13.223	5	0.496	2:13.418	8	1.612	2:14.768
2	1.523	2:12.930	2	1.606	2:13.092	2	2.112	2:13.356	2	2.041	2:13.691	32	1 LAP	2:30.035
1	3.863	2:21.404P	19	6.295	2:13.612	19	7.096	2:13.651	3	7.770	2:13.893	2	2.393	2:13.508
19	5.692	2:14.188	3	6.979	2:13.049	3	7.639	2:13.510	29	1 LAP	2:33.141	3	10.622	2:16.008
3	6.939	2:13.127	4	9.085	2:13.325	4	9.138	2:12.903	19	9.371	2:16.037	4	13.182	2:16.691
4	8.769	2:13.678	12	14.033	2:13.487	12	14.652	2:13.469	4	9.647	2:14.271	19	13.660	2:17.445
12	13.555	2:13.455	6	15.746	2:13.612	6	16.111	2:13.215	12	14.307	2:13.417	1	15.333	2:13.951
6	15.143	2:13.689	24	16.934	2:13.483	1	16.371	2:12.006	1	14.538	2:11.929	33	1 LAP	2:31.965
24	16.460	2:13.642	1	17.215	2:26.361	24	17.497	2:13.413	6	15.789	2:13.440	7	25.165	2:17.338
7	19.601	2:14.080	7	20.861	2:14.269	7	21.440	2:13.429	24	17.663	2:13.928	11	25.474	2:17.035
14	19.998	2:13.868	11	21.353	2:14.047	11	22.035	2:13.532	7	20.983	2:13.305	14	32.886	2:19.133
11	20.315	2:13.754	16	22.048	2:14.250	14	27.600	2:12.990	11	21.595	2:13.322	15	33.570	2:18.257
16	20.807	2:13.713	14	27.460	2:20.471	15	28.802	2:13.214	14	26.909	2:13.071	21	37.956	2:21.225
15	25.704	2:14.121	15	28.438	2:15.743	21	29.815	2:13.618	15	28.469	2:13.429	29	1 LAP	2:44.569
21	26.808	2:14.153	21	29.047	2:15.248	16	34.717	2:25.519	21	29.887	2:13.834	30	46.094	2:21.407
30	30.302	2:15.476	30	34.238	2:16.945	30	37.041	2:15.653	16	34.381	2:13.426	16	57.323	2:36.098P
22	52.490	2:16.929	22	56.447	2:16.966	23	1:05.950	2:18.045	30	37.843	2:14.564	23	1:44.119	2:45.063
23	56.234	2:17.806	23	1:00.755	2:17.530	26	1:06.242	2:17.378	23	1:12.212	2:20.024	18	1:45.771	2:44.805
26	57.358	2:17.147	26	1:01.714	2:17.365	22	1:07.812	2:24.215	18	1:14.122	2:18.856	9	1:47.549	2:30.628
18	59.213	2:19.312	18	1:04.112	2:17.908	18	1:09.028	2:17.766	9	1:30.077	2:13.811			
32	1:28.259	2:28.254	9	1:29.593	2:12.552	9	1:30.028	2:13.285	26	1:50.994	2:58.514P			
9	1:30.050	2:13.466	32	1:43.012	2:27.762	32	1:59.030	2:28.868						
33	1:43.718	2:25.905	33	1:58.005	2:27.296	33	2:11.910	2:26.755						
29	1:46.818	2:29.231	29	2:02.682	2:28.873									



# FIA Intercontinental Cup for Formula 3

## LAP CHART - 52nd MACAU GRAND PRIX

(contd.)

Lap 11			Lap 12			Lap 13			Lap 14			Lap 15		
No	Behind	Laptime	No	Behind	Laptime	No	Behind	Laptime	No	Behind	Laptime	No	Behind	Laptime
5		2:52.240	5		6:29.758	5		4:36.059	8		2:14.736	8		2:14.182
8	0.940	2:51.568	8	0.972	6:29.790	8	0.445	4:35.532	5	0.618	2:15.799	5	0.659	2:14.223
2	1.847	2:51.694	2	2.378	6:30.289	2	1.114	4:34.795	2	1.952	2:16.019	2	3.924	2:16.154
3	4.573	2:46.191	3	3.532	6:28.717	3	1.491	4:34.018	4	5.254	2:18.387	3	7.003	2:15.488
4	5.159	2:44.217	4	5.145	6:29.744	4	2.048	4:32.962	3	5.697	2:19.387	4	8.619	2:17.547
19	5.749	2:44.329	19	6.795	6:30.804	19	2.991	4:32.255	1	6.380	2:18.468	1	8.705	2:16.507
1	6.283	2:43.190	1	10.734	6:34.209	1	3.093	4:28.418	19	8.752	2:20.942	7	11.185	2:16.296
33	1 LAP	2:45.791	33	1 LAP	6:31.868	7	5.279	4:28.164	7	9.071	2:18.973	19	12.490	2:17.920
32	1 LAP	3:03.524P	7	13.174	6:22.228	11	5.391	4:27.145	14	9.471	2:18.695	14	13.007	2:17.718
7	20.704	2:47.779	11	14.305	6:22.935	14	5.957	4:26.616	11	10.191	2:19.981	11	13.290	2:17.281
11	21.128	2:47.894	14	15.400	6:23.530	33	1 LAP	4:29.561	15	11.216	2:19.926	15	13.890	2:16.856
14	21.628	2:40.982	15	16.971	6:24.022	15	6.471	4:25.559	16	14.331	2:19.687	16	16.445	2:16.296
15	22.707	2:41.377	21	17.715	6:20.738	21	6.876	4:25.220	30	15.323	2:21.281	30	17.334	2:16.193
21	26.735	2:41.019	29	1 LAP	6:19.824	29	1 LAP	4:25.956	26	1 LAP	2:21.604	9	17.808	2:15.628
29	1 LAP	2:40.780	30	20.874	6:20.737	30	9.223	4:24.408	9	16.362	2:19.493	26	1 LAP	2:22.623
30	29.895	2:36.041	26	1 LAP	5:54.837	26	1 LAP	4:21.803	23	19.178	2:23.745	23	26.120	2:21.124
26	1 LAP	4:13.210	16	26.077	5:35.964	16	9.825	4:19.807	18	21.184	2:24.461	18	28.615	2:21.613
16	1:19.871	3:14.788	23	26.721	5:06.877	23	10.614	4:19.952	33	1 LAP	2:44.978	33	1 LAP	2:36.067
23	1:49.602	2:57.723	18	27.400	5:07.369	18	11.904	4:20.563	29	1 LAP	2:43.636	29	1 LAP	2:34.866
18	1:49.789	2:56.258	9	28.934	5:08.650	9	12.050	4:19.175						
9	1:50.042	2:54.733												

Weather/Track: Sunny/Dry

Circuito Da Guia  
 Circuit Length = 6.1200 km.  
 Start: 15:50 End: 16:31