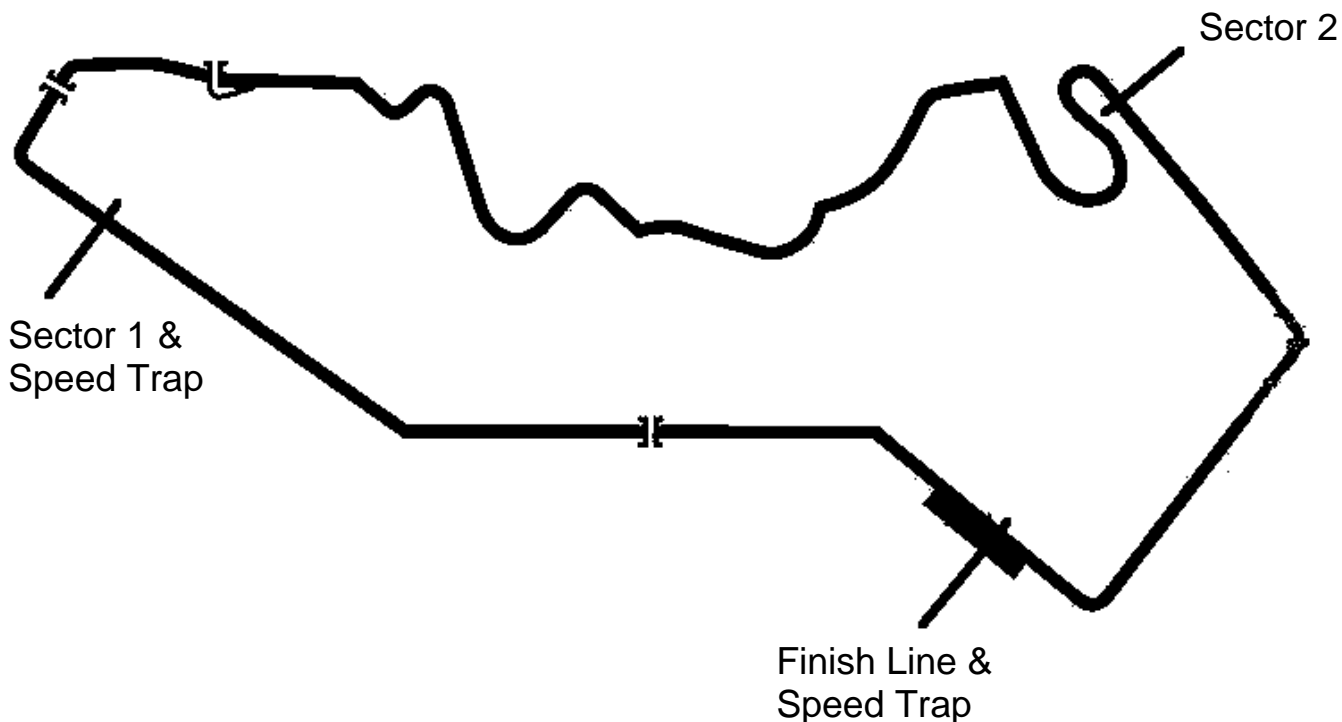


BULLETIN TK001



Circuito Da Guia – 6.12km

TIMING PAGES

PAGES 1 AND 2 – CLASSIFICATION

PRACTICE MODE

- P** - POSITION
- NUM** - CAR/BIKE NUMBER
- NAME** - DRIVER/RIDER
- BEST** - BEST TIME

- DIFF** - GAP TO POLE POSITION

- LAP** - NUMBER OF LAPS COMPLETED
- LAST** - LAST LAP TIME
- GREEN SPOT** - FASTEST LAP ON LAST LAP
- RED SQUARE** - CAR/BIKE IN PITS

RACE MODE


- P** - POSITION
- NUM** - CAR/BIKE NUMBER
- NAME** - DRIVER/RIDER
- GAP** - NUMBER OF LAPS FOR LEADER;
GAP TO LEADER
- INT** - INTERVAL BETWEEN
CARS/BIKES
- PS** - NUMBER OF PIT STOPS
- LAST** - LAST LAP TIME

PAGE 3

SPEED CLASSIFICATION WITH SECTOR 1 AND FINISH LINE SPEEDS

PAGE 4 – SCROLLING SCREEN

- NUM** - CAR/BIKE NUMBER
- NAME** - DRIVER/RIDER
- SPLIT** - TIME FROM FINISH LINE TO SECTOR 2
- TRAP** - EMPTY
- LAPTIME** - LAST LAP TIME
- LAP** - LAPS COMPLETED
- FL SPEED** - SPEED AT FINSH LINE
- WHITE NAME** - COMPLETED LAP
- YELLOW NAME** - SECTOR INFORMATION
- GREEN INFO** - PERSONAL BEST
- PURPLE INFO** - OVERALL BEST



The 48th Macau Grand Prix

CLASSIFICATION - FREE PRACTICE 1

POS	NO	CL	DRIVER	NAT	CAR	TIME	LAPS	GAP	KPH
1	12		Paulo MONTIN	ITA	Dallara F301 TOM's Toyota	2:14.510	13		163.79
2	25		Jonathan COCHET	FRA	Dallara F399 Sodemo Renault	2:14.909	13	0.399	163.31
3	6		Takuma SATO	JPN	Dallara F301 Mugen Honda	2:14.964	10	0.454	163.24
4	10		Pierre KAFFER	GER	Dallara F300 Mugen Honda	2:15.319	11	0.809	162.81
5	18		Tiago MONTEIRO	POR	Dallara F399 Sodemo Renault	2:15.787	12	1.277	162.25
6	26		Yuji IDE	JPN	Dallara F399 Sodemo Renault	2:15.879	13	1.369	162.14
7	1		Toshihiro KANEISHI	JPN	Dallara F300 Spiess Opel	2:16.190	12	1.680	161.77
8	19		J Paulo de OLIVEIRA	BRA	Dallara F399 Spiess Opel	2:16.459	13	1.949	161.45
9	28		Kousuke MATSUURA	JPN	Dallara F301 Spiess Opel	2:16.461	12	1.951	161.45
10	3		Benoit TRELUYER	FRA	Dallara F301 Mugen Honda	2:16.667	11	2.157	161.20
11	2		Enrico TOCCACELO	ITA	Dallara F300 Spiess Opel	2:16.683	10	2.173	161.19
12	8		Ryo FUKUDA	JPN	Dallara F399 Sodemo Renault	2:16.870	12	2.360	160.97
13	27		Bjorn WIRDHEIM	SWE	Dallara F301 Spiess Opel	2:17.355	13	2.845	160.40
14	5		Anthony DAVIDSON	GBR	Dallara F301 Mugen Honda	2:17.449	12	2.939	160.29
15	30		Andy PRIAULX	GBR	Dallara F301 Mugen Honda	2:17.679	10	3.169	160.02
16	15		Derek HAYES	GBR	Dallara F300 Mugen Honda	2:17.892	13	3.382	159.77
17	17		Tristan GOMMENDY	FRA	Dallara F399 Sodemo Renault	2:18.081	13	3.571	159.55
18	9		Marchy LEE	CHN	Dallara F399 Sodemo Renault	2:19.587	10	5.077	157.83
19	20		Haruki KUROSAWA	JPN	Dallara F399 Spiess Opel	2:19.737	12	5.227	157.66
20	16		Mark TAYLOR	GBR	Dallara F300 Mugen Honda	2:20.083	12	5.573	157.27
21	31		Bruce JOUANNY	FRA	Dallara F301 Mugen Honda	2:20.510	12	6.000	156.80
22	23		Heikki KOVALAINEN	FIN	Dallara F301 Sodemo Renault	2:20.583	12	6.073	156.71
23	32		Michael HO	MAC	Dallara F301 Spiess Opel	2:20.855	12	6.345	156.41
24	11		Sakon YAMAMOTO	JPN	Dallara F301 TOM's Toyota	2:21.578	12	7.068	155.61
25	7		Peter HACKETT	AUS	Dallara F300 Mugen Honda	2:21.918	12	7.408	155.24
26	36		Matteo BOBBI	ITA	Dallara F301 Spiess Opel	2:22.983	12	8.473	154.08
27	22		LEI Kit Meng	MAC	Dallara F301 Sodemo Renault	2:23.373	9	8.863	153.66
28	33		Raffaele GIAMMARIA	ITA	Dallara F300 Mugen Honda	2:24.465	7	9.955	152.50
29	21		Peter SUNDBERG	SWE	Dallara F301 Tomei Nissan	2:27.759	8	13.249	149.10
30	29		Jo MERSZEI	MAC	Dallara F301 Spiess Opel	2:29.944	10	15.434	146.93

Weather / Track : Cloudy / Dry

MST Sports Timing

 Circuito Da Guia
 Circuit Length = 6.1200 km.
 Start: 10:30 End: 11:00

Race Director	Stewards	Timekeeper
---------------	----------	------------

**The 48th Macau Grand Prix
SECTOR ANALYSIS - FREE PRACTICE 1**

1	Toshihiro KANEISHI		JPN		Dallara F300 Speiss Opel			
1	X:00.000 154.7	1:39.942	31.544 190.4	X:00.000	7 - 24.973 252.9	1:22.557	29.203 193.8	2:16.733
2	26.016 247.1	1:28.308	29.992 194.9	2:24.316	8 - 24.937 254.1	1:22.223	29.331 194.2	2:16.491
3	24.955 251.1	1:26.005	29.634 197.0	2:20.594	9 - 24.688 256.5	1:24.886	29.421 196.7	2:18.995
4	24.872 252.9	1:25.059	29.668 195.6	2:19.599	10 - 24.862 253.5	1:22.205	29.123 195.6	2:16.190
5	24.729 255.9	1:26.259	34.650 194.5	2:25.638	11 - 24.624 256.5	1:24.105	31.958 195.2	2:20.687
6	25.141 251.7	1:25.702	29.203 194.9	2:20.046	12 - 24.961 252.3	1:26.035	29.921 194.9	2:20.917
2	Enrico TOCCACELO		ITA		Dallara F300 Speiss Opel			
1	X:00.000 160.0	1:49.182	33.753 183.9	X:00.000	6 - 24.746 255.9	1:33.534	31.785 193.8	2:30.065
2	26.564 242.6	1:32.139	31.754 193.8	2:30.457	7 - 25.022 251.7	1:23.346	29.360 194.5	2:17.728
3	25.200 251.1	1:26.925	29.531 194.5	2:21.656	8 - 25.258 250.5	1:27.306	47.725	2:40.289P
4	24.897 253.5	1:29.438	30.642 195.6	2:24.977	9 - 5:36.646 242.1	1:26.426	29.576 193.5	X:00.000
5	24.841 253.5	1:24.165	29.470 193.2	2:18.476	10 - 25.137 251.1	1:22.548	28.998 194.2	2:16.683
3	Benoit TRELUYER		FRA		Dallara F301 Mugen Honda			
1	X:00.000 139.8	1:56.375	33.037 189.8	X:00.000	7 - 3:16.740 250.5	1:27.142	29.019 197.8	X:00.000
2	27.548 223.6	1:34.084	30.420 194.2	2:32.052	8 - 24.654 256.5	1:24.232	29.863 183.0	2:18.749
3	25.444 252.9	1:31.354	29.806 191.8	2:26.604	9 - 24.952 254.7	1:27.080	30.022 194.5	2:22.054
4	24.865 253.5	1:28.137	29.513 197.8	2:22.515	10 - 24.504 255.3	1:23.422	29.036 196.7	2:16.962
5	24.652 255.9	1:26.351	29.290 193.8	2:20.293	11 - 24.559 258.3	1:22.890	29.218 195.6	2:16.667
6	24.662 255.3	1:27.560	48.658	2:40.880P				
5	Anthony DAVIDSON		GBR		Dallara F301 Mugen Honda			
1	X:00.000 160.2	1:47.781	35.362 170.6	X:00.000	7 - 25.016 251.7	1:23.379	29.421 193.5	2:17.816
2	28.199 204.5	1:35.445	31.968 181.8	2:35.612	8 - 24.956 252.9	1:24.595	29.727 195.6	2:19.278
3	26.184 220.4	1:34.183	30.415 190.4	2:30.782	9 - 24.762 252.9	1:23.438	29.249 194.5	2:17.449
4	25.409 247.7	1:27.355	30.532 192.1	2:23.296	10 - 26.747 181.8	1:24.503	29.514 193.8	2:20.764
5	25.162 251.1	1:25.511	29.993 193.5	2:20.666	11 - 24.810 254.7	1:23.327	40.078 194.5	2:28.215
6	25.006 251.7	1:25.814	29.453 193.5	2:20.273	12 - 24.778 254.1	1:23.915	38.366 195.6	2:27.059
6	Takuma SATO		JPN		Dallara F301 Mugen Honda			
1	X:00.000 186.5	1:43.766	33.163 191.4	X:00.000	6 - 25.063 251.1	1:22.487	28.917 196.0	2:16.467
2	25.949	1:30.047	29.763 191.4	2:25.759	7 - 24.905 231.2	1:22.917	46.075	2:33.897P
3	25.385 247.7	1:26.118	29.631 193.5	2:21.134	8 - 4:07.584 219.9	1:24.074	29.098 191.8	X:00.000
4	25.381 246.5	1:26.039	29.412 194.5	2:20.832	9 - 25.067 252.3	1:24.139	45.374 195.6	2:34.580
5	25.326 246.0	1:23.940	29.322 192.5	2:18.588	10 - 24.989 251.1	1:21.233	28.742 196.0	2:14.964
7	Peter HACKETT		AUS		Dallara F300 Mugen Honda			
1	X:00.000 164.8	1:54.084	34.149 175.6	X:00.000	7 - 25.967 233.2	1:29.856	30.887 181.2	2:26.710
2	27.767 208.8	1:39.401	31.976 188.4	2:39.144	8 - 25.842 246.5	1:28.638	30.845 190.8	2:25.325
3	26.876 232.7	1:35.736	31.666 188.8	2:34.278	9 - 25.441 247.1	1:27.730	30.448 191.4	2:23.619
4	26.516 241.0	1:33.190	30.976 182.1	2:30.682	10 - 25.252 248.2	1:28.058	30.218 192.8	2:23.528
5	26.226 243.2	1:32.018	31.685 186.8	2:29.929	11 - 25.967 245.4	1:26.758	29.902 192.5	2:22.627
6	26.299 242.1	1:29.227	31.471 183.0	2:26.997	12 - 25.414 246.5	1:26.186	30.318 188.1	2:21.918

**The 48th Macau Grand Prix
SECTOR ANALYSIS - FREE PRACTICE 1**

(contd.)

8	Ryo FUKUDA		JPN		Dallara F399 Sodemo Renault			
1	-X:00.000	1:50.571	34.222 183.6	X:00.000	7 - 24.460 262.1	1:27.400	29.844 196.7	2:21.704
2	27.294 242.6	1:29.867	32.343 189.1	2:29.504	8 - 24.962 261.5	1:24.005	29.577 194.9	2:18.544
3	25.559 251.1	1:25.999	29.954 194.2	2:21.512	9 - 24.654 257.7	1:24.448	30.163 194.9	2:19.265
4	24.560 258.9	1:31.010	30.224 191.8	2:25.794	10 - 24.712 255.9	1:22.755	29.403 196.0	2:16.870
5	24.694 257.7	1:23.330	29.468 194.5	2:17.492	11 - 24.346 261.5	1:26.618	29.480 195.2	2:20.444
6	24.390 260.2	1:28.059	29.676 195.6	2:22.125	12 - 24.545 258.9	1:32.334	30.446 193.5	2:27.325
9	Marchy LEE		CHN		Dallara F399 Sodemo Renault			
1	-X:00.000 146.9	1:45.825	33.744 182.1	X:00.000	6 - 25.180 252.9	1:24.635	29.965 192.1	2:19.780
2	28.907 232.7	1:32.976	31.397 187.8	2:33.280	7 - 25.073 252.9	1:24.703	29.811 191.1	2:19.587
3	26.004 242.6	1:30.654	50.289	2:46.947P	8 - 25.532 252.9	1:24.784	29.885 190.8	2:20.201
4	4:22.606 236.8	1:28.375	32.050 190.8	X:00.000	9 - 25.096 253.5	1:24.132	30.531 190.4	2:19.759
5	25.141 252.9	1:25.221	29.999 189.1	2:20.361	10 - 25.050 254.1	1:25.011	29.723 192.5	2:19.784
10	Pierre KAFFER		GER		Dallara F300 Mugen Honda			
1	-X:00.000 167.7	1:49.758	34.536 177.3	X:00.000	7 - 25.147 249.4	1:22.590	29.733	2:17.470
2	29.309 227.3	1:36.544	54.226	3:00.079P	8 - 25.018 251.7	1:26.652	29.141 194.9	2:20.811
3	4:31.036 226.8	1:30.276	30.443 189.1	X:00.000	9 - 25.125 250.0	1:22.374	28.922 197.0	2:16.421
4	26.369 239.4	1:26.539	29.762 191.4	2:22.670	10 - 24.827 252.9	1:25.457	30.437 197.0	2:20.721
5	25.552 247.1	1:25.281	29.419 194.9	2:20.252	11 - 24.783	1:21.438	29.098 194.2	2:15.319
6	25.247 250.0	1:23.489	29.277 194.5	2:18.013				
11	Sakon YAMAMOTO		JPN		Dallara F301 TOM's Toyota			
1	-X:00.000 141.7	1:48.343	32.651 167.9	X:00.000	7 - 25.069 254.7	1:30.355	30.553 190.1	2:25.977
2	26.764	1:37.737	32.045 185.5	2:36.546	8 - 25.024 254.7	1:30.341	30.531 191.8	2:25.896
3	26.147 244.3	1:39.372	31.696 188.8	2:37.215	9 - 24.824 254.7	1:28.181	30.056 188.8	2:23.061
4	25.622 248.8	1:34.625	31.130 186.8	2:31.377	10 - 24.989 255.9	1:27.327	30.060 190.1	2:22.376
5	25.138 254.7	1:36.387	33.175 190.1	2:34.700	11 - 24.940 254.7	1:27.047	29.591 191.8	2:21.578
6	29.661 247.1	1:33.590	31.108 187.1	2:34.359	12 - 24.861 255.3	1:26.085	31.040 173.6	2:21.986
12	Paulo MONTIN		ITA		Dallara F301 TOM's Toyota			
1	-X:00.000 148.5	1:47.896	33.135 183.9	X:00.000	8 - 24.933 252.3	1:24.479	29.144 191.8	2:18.556
2	26.461 177.0	1:33.443	31.027 191.1	2:30.931	9 - 24.802 256.5	1:21.707	28.928 194.5	2:15.437
3	25.027 215.1	1:29.074	30.723 192.5	2:24.824	10 - 24.659 257.1	1:22.728	29.253 193.5	2:16.640
4	24.954 252.9	1:23.661	29.182 192.1	2:17.797	11 - 24.453 258.9	1:21.664	29.186 196.7	2:15.303
5	24.815 254.7	1:23.171	29.387 192.8	2:17.373	12 - 24.379 255.9	1:21.222	28.909 194.2	2:14.510
6	24.652 241.0	1:30.406	29.787 194.5	2:24.845	13 - 24.781 255.3	1:20.997	28.956 193.8	2:14.734
7	24.699 255.9	1:23.832	29.774 194.5	2:18.305				
15	Derek HAYES		GBR		Dallara F300 Mugen Honda			
1	-X:00.000 183.6	1:45.252	32.509 188.4	X:00.000	8 - 24.661 254.7	1:24.016	29.215 196.0	2:17.892
2	26.492 237.8	1:33.408	30.899 192.1	2:30.799	9 - 24.808 254.1	1:24.471	29.665 192.1	2:18.944
3	25.225 251.1	1:30.009	30.283 192.1	2:25.517	10 - 24.873 254.7	1:24.145	29.438 196.0	2:18.456
4	25.222 251.1	1:28.028	30.052 192.8	2:23.302	11 - 24.789 254.7	1:26.402	29.863 195.2	2:21.054
5	25.663 249.4	1:26.774	29.855 195.6	2:22.292	12 - 25.721 248.2	1:35.230	29.848 195.2	2:30.799
6	24.854 253.5	1:29.444	30.007 194.5	2:24.305	13 - 24.907 252.9	1:24.530	29.369 190.1	2:18.806
7	24.925 253.5	1:25.549	29.561 196.3	2:20.035				

**The 48th Macau Grand Prix
SECTOR ANALYSIS - FREE PRACTICE 1**

(contd.)

16	Mark TAYLOR		GBR		Dallara F300 Mugen Honda							
1	X:00.000	135.3	1:52.193	32.823	187.5	X:00.000	7 - 25.340	248.8	1:27.961	29.746	193.5	2:23.047
2	27.682	189.1	1:39.476	31.070	188.1	2:38.228	8 - 24.966	253.5	1:28.053	29.643	193.8	2:22.662
3	25.787	216.8	1:36.101	30.456	189.4	2:32.344	9 - 24.928	254.1	1:26.106	29.577	194.2	2:20.611
4	26.025	243.7	1:30.825	30.369	193.5	2:27.219	10 - 24.966	252.9	1:24.983	30.134	176.7	2:20.083
5	26.707	238.9	1:28.823	30.193	193.2	2:25.723	11 - 25.755	250.5	1:25.614	29.469	194.9	2:20.838
6	25.296	252.9	1:28.262	29.766	196.7	2:23.324	12 - 24.820	254.1	1:26.984	30.101	193.8	2:21.905
17	Tristan GOMMENDY		FRA		Dallara F399 Sodemo Renault							
1	X:00.000	155.3	1:46.904	32.121	179.7	X:00.000	8 - 25.135	252.3	1:27.842	29.656	194.9	2:22.633
2	28.264	228.3	1:35.384	31.890	183.6	2:35.538	9 - 25.544	249.4	1:25.641	29.405	194.5	2:20.590
3	26.061	244.3	1:31.035	30.447	188.8	2:27.543	10 - 25.103	251.1	1:27.441	29.470	194.5	2:22.014
4	25.990	246.0	1:28.477	30.183	189.8	2:24.650	11 - 24.894		1:27.323	29.115	195.6	2:21.332
5	25.450	248.2	1:27.645	29.759	192.8	2:22.854	12 - 24.696	255.3	1:24.213	29.172	194.9	2:18.081
6	25.261	250.0	1:25.887	29.758	192.1	2:20.906	13 - 25.004	251.1	1:25.096	29.860	193.2	2:19.960
7	25.247	250.5	1:25.533	29.626	193.2	2:20.406						
18	Tiago MONTEIRO		POR		Dallara F399 Sodemo Renault							
1	X:00.000		1:43.684	33.063	187.5	X:00.000	7 - 25.247	248.2	1:24.759	29.270	195.2	2:19.276
2	27.281	237.3	1:28.845	30.826	191.4	2:26.952	8 - 25.305	248.2	1:21.923	28.924	194.9	2:16.152
3	25.337	248.8	1:27.620	29.867	192.8	2:22.824	9 - 25.259	248.2	1:21.527	29.001	196.0	2:15.787
4	25.181	250.0	1:26.689	29.928	194.2	2:21.798	10 - 25.177	248.8	1:21.497	29.290	195.6	2:15.964
5	24.832	250.0	1:23.716	29.745	195.6	2:18.293	11 - 25.028	252.3	1:27.029	29.577	194.2	2:21.634
6	25.130	250.0	1:23.551	29.380	196.0	2:18.061	12 - 25.187	250.0	1:23.282	47.878		2:36.347P
19	J Paulo de OLIVEIRA		BRA		Dallara F399 Speiss Opel							
1	X:00.000	146.5	1:49.206	33.064	184.3	X:00.000	8 - 24.809	254.7	1:26.777	29.505	194.9	2:21.091
2	27.914	198.8	1:39.801	31.697	188.4	2:39.412	9 - 24.913	251.1	1:23.394	29.297	196.3	2:17.604
3	25.737	240.0	1:35.011	30.688	193.5	2:31.436	10 - 25.583	207.2	1:30.289	29.468	196.7	2:25.340
4	25.449	228.8	1:27.909	30.162	194.2	2:23.520	11 - 24.914	252.3	1:26.591	29.220	196.3	2:20.725
5	25.574	243.2	1:28.774	29.952	192.1	2:24.300	12 - 25.017	250.5	1:23.167	29.361	195.2	2:17.545
6	25.181	251.1	1:24.994	29.588	194.9	2:19.763	13 - 25.135	248.8	1:22.103	29.221	190.4	2:16.459
7	25.038	251.7	1:24.123	29.218	195.6	2:18.379						
20	Haruki KUROSAWA		JPN		Dallara F399 Spiess Opel							
1	X:00.000	158.3	1:50.875	35.202		X:00.000	7 - 25.113	251.1	1:28.354	29.746	194.9	2:23.213
2	30.017	198.8	1:39.226	32.357	188.1	2:41.600	8 - 25.090	238.9	1:34.309	29.973	195.2	2:29.372
3	26.492	223.1	1:32.538	31.033	191.4	2:30.063	9 - 25.665	248.8	1:25.175	29.832	194.5	2:20.672
4	25.624	246.5	1:27.318	30.150	193.8	2:23.092	10 - 25.173	246.5	1:25.064	29.500	196.0	2:19.737
5	25.793	247.7	1:28.328	30.349	191.1	2:24.470	11 - 24.949	251.7	1:24.145	32.910	195.6	2:22.004
6	26.245	244.8	1:27.950	29.943	194.5	2:24.138	12 - 24.866	252.9	1:26.078	30.483	193.8	2:21.427
21	Peter SUNDBERG		SWE		Dallara F301 Tomei Nissan							
1	X:00.000	146.9	1:49.561	56.665		X:00.000P	5 - 26.603	234.2	1:30.283	30.873	186.2	2:27.759
2	4:06.925	198.8	1:36.409	32.997	180.3	X:00.000	6 - 26.540	234.7	1:31.555	31.296	185.2	2:29.391
3	27.104	229.2	1:38.041	31.929	183.6	2:37.074	7 - 26.896	178.5	1:36.019	52.764		2:55.679P
4	26.725	223.6	1:32.049	31.148	184.9	2:29.922	8 - 4:25.070	144.7	2:07.448	56.317		X:00.000P

**The 48th Macau Grand Prix
SECTOR ANALYSIS - FREE PRACTICE 1**

(contd.)

22	LEI Kit Meng		MAC		Dallara F301 Sodemo Renault							
1	X:00.000	140.4	1:46.431	34.650	185.8	X:00.000	6 - 25.374	247.7	1:28.455	30.787	187.5	2:24.616
2	28.345	230.2	1:36.979	44.508		2:49.832P	7 - 25.645	248.2	1:28.704	30.461	192.1	2:24.810
3	8:21.274	203.7	1:32.629	31.857	188.1	X:00.000	8 - 25.378	249.4	1:28.469	30.538	191.8	2:24.385
4	26.586	241.6	1:32.335	31.144	189.8	2:30.065	9 - 25.418	248.2	1:27.642	30.313	191.1	2:23.373
5	26.510	242.6	1:29.665	31.563	193.2	2:27.738						
23	Heikki KOVALAINEN		FIN		Dallara F301 Sodemo Renault							
1	X:00.000	138.2	1:51.214	33.873	184.9	X:00.000	7 - 26.389	243.7	1:27.778	29.860	190.1	2:24.027
2	28.768	201.8	1:37.071	31.747	180.3	2:37.586	8 - 25.016	253.5	1:27.980	29.740	188.8	2:22.736
3	27.548	208.4	1:34.786	31.664	184.6	2:33.998	9 - 25.122	252.9	1:26.205	29.574	193.5	2:20.901
4	26.100	243.7	1:35.682	31.893	190.1	2:33.675	10 - 24.945	252.9	1:26.087	29.551	192.1	2:20.583
5	26.114	242.1	1:31.323	30.682	192.1	2:28.119	11 - 25.065	251.7	1:26.563	30.044	191.8	2:21.672
6	25.325	250.5	1:28.631	30.017	193.5	2:23.973	12 - 25.046	251.7	1:26.957	29.641	190.8	2:21.644
25	Jonathan COCHET		FRA		Dallara F399 Sodemo Renault							
1	X:00.000	136.7	1:42.818	32.305	190.8	X:00.000	8 - 24.863	254.1	1:23.625	29.415	196.7	2:17.903
2	25.730		1:31.222	32.013	192.1	2:28.965	9 - 24.497		1:23.129	29.040	197.8	2:16.666
3	25.163	251.1	1:24.923	29.577	193.8	2:19.663	10 - 24.574	253.5	1:22.749	29.002	197.0	2:16.325
4	24.955	253.5	1:27.526	29.698	196.3	2:22.179	11 - 24.818	254.1	1:21.301	28.790	198.1	2:14.909
5	24.848	245.4	1:27.172	29.858	192.8	2:21.878	12 - 24.584	255.9	1:25.700	29.514	195.6	2:19.798
6	24.824	245.4	1:28.337	29.531	194.9	2:22.692	13 - 25.015	252.9	1:22.076	28.973	196.7	2:16.064
7	25.227	252.3	1:23.706	28.848	197.4	2:17.781						
26	Yuji IDE		JPN		Dallara F399 Sodemo Renault							
1	X:00.000		1:45.691	32.465	183.3	X:00.000	8 - 25.406	248.8	1:22.711	29.549	195.6	2:17.666
2	27.721	237.3	1:36.005	31.474		2:35.200	9 - 25.407	247.7	1:25.813	29.425	194.2	2:20.645
3	26.985	238.9	1:27.917	30.198	189.8	2:25.100	10 - 25.253	250.0	1:22.346	29.107	193.5	2:16.706
4	26.008	243.7	1:25.676	29.826	191.8	2:21.510	11 - 25.044	252.3	1:21.690	29.145	193.8	2:15.879
5	25.551	247.1	1:25.056	30.177	193.5	2:20.784	12 - 25.021	252.3	1:22.922	29.845	192.8	2:17.788
6	25.423	251.1	1:26.911	29.804	193.5	2:22.138	13 - 24.833	256.5	1:24.739	34.685	192.8	2:24.257
7	25.117	252.9	1:27.918	37.086	191.8	2:30.121						
27	Bjorn WIRDHEIM		SWE		Dallara F301 Spiess Opel							
1	X:00.000	156.9	1:47.374	33.804	190.4	X:00.000	8 - 24.940		1:26.102	29.259	197.4	2:20.301
2	26.735	231.2	1:33.546	30.326	194.2	2:30.607	9 - 25.002	250.5	1:25.288	28.955	197.4	2:19.245
3	25.369	232.2	1:30.857	29.817	193.8	2:26.043	10 - 24.971	250.0	1:25.184	29.282	196.7	2:19.437
4	25.148	250.0	1:28.943	29.654	193.8	2:23.745	11 - 25.045		1:24.694	29.299	197.0	2:19.038
5	24.874	253.5	1:28.239	29.340	197.0	2:22.453	12 - 24.873	251.1	1:24.756	30.558	197.8	2:20.187
6	24.855	252.9	1:29.242	29.923	196.0	2:24.020	13 - 25.036	250.0	1:23.568	28.751	197.4	2:17.355
7	24.992	251.7	1:26.560	29.016	197.4	2:20.568						
28	Kousuke MATSUURA		JPN		Dallara F301 Spiess Opel							
1	X:00.000	186.2	1:38.772	31.433	188.1	X:00.000	7 - 25.248	248.8	1:23.673	29.587	190.8	2:18.508
2	26.546	239.4	1:29.520	30.335	191.1	2:26.401	8 - 25.170	250.5	1:26.168	30.495	193.2	2:21.833
3	25.726	244.3	1:27.103	29.857	193.2	2:22.686	9 - 25.712	244.3	1:24.609	45.708		2:36.029P
4	25.547	245.4	1:25.706	29.548	193.8	2:20.801	10 - 2:54.305	241.6	1:30.277	29.668	193.8	4:54.250
5	25.293	247.7	1:24.724	29.526	196.0	2:19.543	11 - 25.039	250.5	1:25.000	29.405	194.5	2:19.444
6	25.122	248.2	1:23.846	29.364	189.8	2:18.332	12 - 25.152	248.8	1:22.246	29.063	195.2	2:16.461

**The 48th Macau Grand Prix
SECTOR ANALYSIS - FREE PRACTICE 1**

(contd.)

29	Jo MERSZEI		MAC		Dallara F301 Spiess Opel						
1 - X:00.000	2:01.905	39.218	172.2	X:00.000	6 - 26.876	238.4	1:36.989	32.097	189.4	2:35.962	
2 - 31.045	193.8	1:46.154	34.512	183.3	2:51.711	7 - 27.262	226.8	1:32.893	32.210	190.8	2:32.365
3 - 28.128	209.3	1:39.662	33.183	185.2	2:40.973	8 - 25.928	243.2	1:36.503	30.635	193.2	2:33.066
4 - 27.735	206.8	1:38.589	32.584	188.1	2:38.908	9 - 27.133	246.0	1:31.722	31.089	190.1	2:29.944
5 - 27.131	241.0	1:35.495	31.844	187.8	2:34.470	10 - 25.971	244.3	1:35.480	46.231		2:47.682P
30	Andy PRIAULX		GBR		Dallara F301 Mugen Honda						
1 - X:00.000	198.8	1:33.301	31.390	190.1	X:00.000	6 - 24.720	254.7	1:28.330	29.877	196.0	2:22.927
2 - 25.880	244.3	1:27.310	30.203	196.0	2:23.393	7 - 24.779	254.1	1:24.639	30.235	191.4	2:19.653
3 - 25.339	234.7	1:25.468	29.525	193.8	2:20.332	8 - 24.914	254.1	1:23.369	29.396	192.8	2:17.679
4 - 24.949	252.3	1:24.164	29.501	195.6	2:18.614	9 - 24.881	255.3	1:28.458	30.178	194.2	2:23.517
5 - 25.517	246.5	1:24.273	30.018	195.6	2:19.808	10 - 24.882	252.9	1:23.034	49.581		2:37.497P
31	Bruce JOUANNY		FRA		Dallara F301 Mugen Honda						
1 - X:00.000	191.4	1:43.822	33.885	184.9	X:00.000	7 - 24.938	254.1	1:26.972	30.122	195.6	2:22.032
2 - 27.524	228.8	1:35.639	32.017	189.8	2:35.180	8 - 25.323	219.0	1:29.426	30.088	194.2	2:24.837
3 - 26.078	243.7	1:34.972	31.003	192.1	2:32.053	9 - 24.778	255.3	1:30.214	30.173	194.9	2:25.165
4 - 25.225	251.1	1:30.327	31.010	192.5	2:26.562	10 - 24.828	254.7	1:26.061	29.681	195.6	2:20.570
5 - 25.168	251.1	1:28.921	30.424	193.2	2:24.513	11 - 24.845	254.1	1:25.979	29.686	195.6	2:20.510
6 - 25.080	250.5	1:26.941	30.086	193.8	2:22.107	12 - 24.761	254.1	1:25.878	32.486	195.2	2:23.125
32	Michael HO		MAC		Dallara F301 Spiess Opel						
1 - X:00.000	134.8	1:53.934	34.992	181.8	X:00.000	7 - 26.141	242.6	1:28.197	30.605	192.8	2:24.943
2 - 31.425	197.0	1:37.143	32.943	188.1	2:41.511	8 - 26.561	229.7	1:27.703	30.485	192.5	2:24.749
3 - 28.352	223.6	1:35.209	31.906	190.4	2:35.467	9 - 26.029		1:27.234	30.332	193.2	2:23.595
4 - 27.156	239.4	1:31.484	31.652	191.1	2:30.292	10 - 25.681	244.8	1:29.089	30.704	192.5	2:25.474
5 - 26.650	241.0	1:29.280	31.515	190.8	2:27.445	11 - 25.926	243.7	1:26.192	29.960	192.8	2:22.078
6 - 26.428	241.0	1:30.088	30.479	192.1	2:26.995	12 - 25.989	242.6	1:25.014	29.852	194.9	2:20.855
33	Raffaele GIAMMARRIA		ITA		Dallara F300 Mugen Honda						
1 - X:00.000	144.1	1:55.519	34.403	183.9	X:00.000	5 - 25.381	249.4	1:29.132	29.952	193.2	2:24.465
2 - 27.167	214.7	1:38.235	31.505	188.8	2:36.907	6 - 25.260	249.4	1:30.431	48.894		2:44.585P
3 - 25.750	243.2	1:33.991	30.709	190.8	2:30.450	7 - 7:19.302	202.2	1:47.383	49.675		X:00.000P
4 - 26.132	248.8	1:30.940	30.583	189.8	2:27.655						
36	Matteo BOBBI		ITA		Dallara F301 Spiess Opel						
1 - X:00.000	127.0	1:54.931	35.182	180.9	X:00.000	7 - 26.088	217.7	1:29.994	30.294	193.5	2:26.376
2 - 30.714	197.8	1:42.991	35.446	183.0	2:49.151	8 - 26.493	237.8	1:29.878	30.371	193.8	2:26.742
3 - 29.413	205.3	1:38.960	45.380		2:53.753P	9 - 25.660	243.2	1:29.366	30.631	193.2	2:25.657
4 - 1:15.136	211.3	1:33.475	31.428	188.8	3:20.039	10 - 25.664	244.3	1:27.362	29.957	193.5	2:22.983
5 - 26.586	238.4	1:34.934	31.455	190.8	2:32.975	11 - 25.842	243.7	1:27.538	30.605	192.8	2:23.985
6 - 26.217	242.1	1:30.869	30.373	191.4	2:27.459	12 - 25.438	246.0	1:27.792	29.918	190.8	2:23.148

The 48th Macau Grand Prix

BEST SECTOR TIMES

SECTOR 1				SECTOR 2				SECTOR 3				IDEAL / BEST COMPARISON			
POS	NO	NAME	TIME	NO	NAME	TIME	NO	NAME	TIME	POS	NO	NAME	IDEAL	BEST	DIFF
1	8	FUKUDA	24.346	12	MONTIN	1:20.997	6	SATO	28.742	1	12	MONTIN	2:14.285	2:14.510	0.225
2	12	MONTIN	24.379	6	SATO	1:21.233	27	WIRDHEIM	28.751	2	25	COCHET	2:14.588	2:14.909	0.321
3	25	COCHET	24.497	25	COCHET	1:21.301	25	COCHET	28.790	3	6	SATO	2:14.880	2:14.964	0.084
4	3	TRELUYER	24.504	10	KAFFER	1:21.438	12	MONTIN	28.909	4	10	KAFFER	2:15.143	2:15.319	0.176
5	1	KANEISHI	24.624	18	MONTEIRO	1:21.497	10	KAFFER	28.922	5	18	MONTEIRO	2:15.253	2:15.787	0.534
6	15	HAYES	24.661	26	IDE	1:21.690	18	MONTEIRO	28.924	6	26	IDE	2:15.630	2:15.879	0.249
7	17	GOMMENDY	24.696	19	OLIVEIRA	1:22.103	2	TOCCACELO	28.998	7	1	KANEISHI	2:15.952	2:16.190	0.238
8	30	PRIaulX	24.720	1	KANEISHI	1:22.205	3	TRELUYER	29.019	8	19	OLIVEIRA	2:16.130	2:16.459	0.329
9	2	TOCCACELO	24.746	28	MATSUURA	1:22.246	28	MATSUURA	29.063	9	2	TOCCACELO	2:16.292	2:16.683	0.391
10	31	JOUANNY	24.761	2	TOCCACELO	1:22.548	26	IDE	29.107	10	28	MATSUURA	2:16.348	2:16.461	0.113
11	5	DAVIDSON	24.762	8	FUKUDA	1:22.755	17	GOMMENDY	29.115	11	3	TRELUYER	2:16.413	2:16.667	0.254
12	10	KAFFER	24.783	3	TRELUYER	1:22.890	1	KANEISHI	29.123	12	8	FUKUDA	2:16.504	2:16.870	0.366
13	19	OLIVEIRA	24.809	30	PRIaulX	1:23.034	15	HAYES	29.215	13	30	PRIaulX	2:17.150	2:17.679	0.529
14	16	TAYLOR	24.820	5	DAVIDSON	1:23.327	19	OLIVEIRA	29.218	14	27	WIRDHEIM	2:17.174	2:17.355	0.181
15	11	YAMAMOTO	24.824	27	WIRDHEIM	1:23.568	5	DAVIDSON	29.249	15	5	DAVIDSON	2:17.338	2:17.449	0.111
16	18	MONTEIRO	24.832	15	HAYES	1:24.016	30	PRIaulX	29.396	16	15	HAYES	2:17.892	2:17.892	0.000
17	26	IDE	24.833	9	LEE	1:24.132	8	FUKUDA	29.403	17	17	GOMMENDY	2:18.024	2:18.081	0.057
18	27	WIRDHEIM	24.855	20	KUROSAWA	1:24.145	16	TAYLOR	29.469	18	20	KUROSAWA	2:18.511	2:19.737	1.226
19	20	KUROSAWA	24.866	17	GOMMENDY	1:24.213	20	KUROSAWA	29.500	19	9	LEE	2:18.905	2:19.587	0.682
20	6	SATO	24.905	16	TAYLOR	1:24.983	23	KOVALAINEN	29.551	20	16	TAYLOR	2:19.272	2:20.083	0.811
21	23	KOVALAINEN	24.945	32	HO_	1:25.014	11	YAMAMOTO	29.591	21	31	JOUANNY	2:20.320	2:20.510	0.190
22	28	MATSUURA	25.039	31	JOUANNY	1:25.878	31	JOUANNY	29.681	22	11	YAMAMOTO	2:20.500	2:21.578	1.078
23	9	LEE	25.050	11	YAMAMOTO	1:26.085	9	LEE	29.723	23	32	HO_	2:20.547	2:20.855	0.308
24	7	HACKETT	25.252	23	KOVALAINEN	1:26.087	32	HO_	29.852	24	23	KOVALAINEN	2:20.583	2:20.583	0.000
25	33	GIAMMARIA	25.260	7	HACKETT	1:26.186	7	HACKETT	29.902	25	7	HACKETT	2:21.340	2:21.918	0.578
26	22	LEI Kit Meng	25.374	36	BOBBI	1:27.362	36	BOBBI	29.918	26	36	BOBBI	2:22.718	2:22.983	0.265
27	36	BOBBI	25.438	22	LEI Kit Meng	1:27.642	33	GIAMMARIA	29.952	27	22	LEI Kit Meng	2:23.329	2:23.373	0.044
28	32	HO_	25.681	33	GIAMMARIA	1:29.132	22	LEI Kit Meng	30.313	28	33	GIAMMARIA	2:24.344	2:24.465	0.121
29	29	MERSZEI	25.928	21	SUNDBERG	1:30.283	29	MERSZEI	30.635	29	21	SUNDBERG	2:27.696	2:27.759	0.063
30	21	SUNDBERG	26.540	29	MERSZEI	1:31.722	21	SUNDBERG	30.873	30	29	MERSZEI	2:28.285	2:29.944	1.659
												Perfect Lap		2:14.085	

Circuito Da Guia
 Circuit Length = 6.120 kilometre
 Start: 09:30 End: 10:00



The 48th Macau Grand Prix

SPEED TRAP - FREE PRACTICE 1 - FINISH LINE

POS	NO	CL	DRIVER	NAT	CAR	KPH
1	25		Jonathan COCHET	FRA	Dallara F399 Sodemo Renault	198.1
2	27		Bjorn WIRDHEIM	SWE	Dallara F301 Spiess Opel	197.8
3	3		Benoit TRELUYER	FRA	Dallara F301 Mugen Honda	197.8
4	10		Pierre KAFFER	GER	Dallara F300 Mugen Honda	197.0
5	1		Toshihiro KANEISHI	JPN	Dallara F300 Speiss Opel	197.0
6	12		Paulo MONTIN	ITA	Dallara F301 TOM's Toyota	196.7
7	19		J Paulo de OLIVEIRA	BRA	Dallara F399 Speiss Opel	196.7
8	8		Ryo FUKUDA	JPN	Dallara F399 Sodemo Renault	196.7
9	16		Mark TAYLOR	GBR	Dallara F300 Mugen Honda	196.7
10	15		Derek HAYES	GBR	Dallara F300 Mugen Honda	196.3
11	20		Haruki KUROSAWA	JPN	Dallara F399 Spiess Opel	196.0
12	6		Takuma SATO	JPN	Dallara F301 Mugen Honda	196.0
13	18		Tiago MONTEIRO	POR	Dallara F399 Sodemo Renault	196.0
14	28		Kousuke MATSUURA	JPN	Dallara F301 Spiess Opel	196.0
15	30		Andy PRIAULX	GBR	Dallara F301 Mugen Honda	196.0
16	17		Tristan GOMMENDY	FRA	Dallara F399 Sodemo Renault	195.6
17	5		Anthony DAVIDSON	GBR	Dallara F301 Mugen Honda	195.6
18	26		Yuji IDE	JPN	Dallara F399 Sodemo Renault	195.6
19	31		Bruce JOUANNY	FRA	Dallara F301 Mugen Honda	195.6
20	2		Enrico TOCCACELO	ITA	Dallara F300 Speiss Opel	195.6
21	32		Michael HO	MAC	Dallara F301 Spiess Opel	194.9
22	36		Matteo BOBBI	ITA	Dallara F301 Spiess Opel	193.8
23	23		Heikki KOVALAINEN	FIN	Dallara F301 Sodemo Renault	193.5
24	29		Jo MERSZEI	MAC	Dallara F301 Spiess Opel	193.2
25	22		LEI Kit Meng	MAC	Dallara F301 Sodemo Renault	193.2
26	33		Raffaele GIAMMARIA	ITA	Dallara F300 Mugen Honda	193.2
27	7		Peter HACKETT	AUS	Dallara F300 Mugen Honda	192.8
28	9		Marchy LEE	CHN	Dallara F399 Sodemo Renault	192.5
29	11		Sakon YAMAMOTO	JPN	Dallara F301 TOM's Toyota	191.8
30	21		Peter SUNDBERG	SWE	Dallara F301 Tomei Nissan	186.2



The 48th Macau Grand Prix
SPEED TRAP - FREE PRACTICE 1 - SECTOR 1

(contd.)

POS	NO	CL	DRIVER	NAT	CAR	KPH
1	8		Ryo FUKUDA	JPN	Dallara F399 Sodemo Renault	262.1
2	12		Paulo MONTIN	ITA	Dallara F301 TOM's Toyota	258.9
3	3		Benoit TRELUYER	FRA	Dallara F301 Mugen Honda	258.3
4	26		Yuji IDE	JPN	Dallara F399 Sodemo Renault	256.5
5	1		Toshihiro KANEISHI	JPN	Dallara F300 Speiss Opel	256.5
6	25		Jonathan COCHET	FRA	Dallara F399 Sodemo Renault	255.9
7	11		Sakon YAMAMOTO	JPN	Dallara F301 TOM's Toyota	255.9
8	2		Enrico TOCCACELO	ITA	Dallara F300 Speiss Opel	255.9
9	17		Tristan GOMMENDY	FRA	Dallara F399 Sodemo Renault	255.3
10	31		Bruce JOUANNY	FRA	Dallara F301 Mugen Honda	255.3
11	30		Andy PRIAULX	GBR	Dallara F301 Mugen Honda	255.3
12	5		Anthony DAVIDSON	GBR	Dallara F301 Mugen Honda	254.7
13	19		J Paulo de OLIVEIRA	BRA	Dallara F399 Speiss Opel	254.7
14	15		Derek HAYES	GBR	Dallara F300 Mugen Honda	254.7
15	9		Marchy LEE	CHN	Dallara F399 Sodemo Renault	254.1
16	16		Mark TAYLOR	GBR	Dallara F300 Mugen Honda	254.1
17	23		Heikki KOVALAINEN	FIN	Dallara F301 Sodemo Renault	253.5
18	27		Bjorn WIRDHEIM	SWE	Dallara F301 Spiess Opel	253.5
19	20		Haruki KUROSAWA	JPN	Dallara F399 Spiess Opel	252.9
20	10		Pierre KAFFER	GER	Dallara F300 Mugen Honda	252.9
21	6		Takuma SATO	JPN	Dallara F301 Mugen Honda	252.3
22	18		Tiago MONTEIRO	POR	Dallara F399 Sodemo Renault	252.3
23	28		Kousuke MATSUURA	JPN	Dallara F301 Spiess Opel	250.5
24	22		LEI Kit Meng	MAC	Dallara F301 Sodemo Renault	249.4
25	33		Raffaele GIAMMARIA	ITA	Dallara F300 Mugen Honda	249.4
26	7		Peter HACKETT	AUS	Dallara F300 Mugen Honda	248.2
27	36		Matteo BOBBI	ITA	Dallara F301 Spiess Opel	246.0
28	29		Jo MERSZEI	MAC	Dallara F301 Spiess Opel	246.0
29	32		Michael HO	MAC	Dallara F301 Spiess Opel	244.8
30	21		Peter SUNDBERG	SWE	Dallara F301 Tomei Nissan	234.7



The 48th Macau Grand Prix CLASSIFICATION - 1st QUALIFYING

POS	NO	CL	NAME	NAT	ENTRY	TIME	LAPS	GAP	KPH
1	12		Paolo MONTIN	ITA	Dallara F301 TOM's Toyota	2:13.214	15		165.38
2	6		Takuma SATO	JPN	Dallara F301 Mugen Honda	2:13.546	15	0.332	164.97
3	25		Jonathan COCHET	FRA	Dallara F399 Sodemo Renault	2:13.676	15	0.462	164.81
4	18		Tiago MONTEIRO	POR	Dallara F399 Sodemo Renault	2:13.776	16	0.562	164.69
5	5		Anthony DAVIDSON	GBR	Dallara F301 Mugen Honda	2:13.839	14	0.625	164.61
6	1		Toshihiro KANEISHI	JPN	Dallara F300 Speiss Opel	2:14.042	12	0.828	164.36
7	8		Ryo FUKUDA	JPN	Dallara F399 Sodemo Renault	2:14.047	13	0.833	164.36
8	30		Andy PRIAULX	GBR	Dallara F301 Mugen Honda	2:14.375	14	1.161	163.95
9	3		Benoit TRELUYER	FRA	Dallara F301 Mugen Honda	2:14.383	12	1.169	163.94
10	28		Kousuke MATSUURA	JPN	Dallara F301 Spiess Opel	2:14.483	17	1.269	163.82
11	19		J Paulo de OLIVEIRA	BRA	Dallara F399 Speiss Opel	2:14.529	15	1.315	163.77
12	10		Pierre KAFFER	GER	Dallara F300 Mugen Honda	2:14.586	14	1.372	163.70
13	27		Bjorn WIRDHEIM	SWE	Dallara F301 Spiess Opel	2:14.891	17	1.677	163.33
14	2		Enrico TOCCACELO	ITA	Dallara F300 Speiss Opel	2:14.894	14	1.680	163.32
15	15		Derek HAYES	GBR	Dallara F300 Mugen Honda	2:16.039	14	2.825	161.95
16	9		Marchy LEE	CHN	Dallara F399 Sodemo Renault	2:16.094	16	2.880	161.88
17	23		Heikki KOVALAINEN	FIN	Dallara F301 Sodemo Renault	2:16.139	15	2.925	161.83
18	31		Bruce JOUANNY	FRA	Dallara F301 Mugen Honda	2:16.426	14	3.212	161.49
19	17		Tristan GOMMENDY	FRA	Dallara F399 Sodemo Renault	2:16.643	10	3.429	161.23
20	11		Sakon YAMAMOTO	JPN	Dallara F301 TOM's Toyota	2:17.188	7	3.974	160.59
21	21		Peter SUNDBERG	SWE	Dallara F301 Tomei Nissan	2:17.363	14	4.149	160.39
22	7		Peter HACKETT	AUS	Dallara F300 Mugen Honda	2:17.726	16	4.512	159.97
23	32		Michael HO	MAC	Dallara F301 Spiess Opel	2:18.870	15	5.656	158.65
24	20		Haruki KUROSAWA	JPN	Dallara F399 Spiess Opel	2:22.388	4	9.174	154.73
25	22		LEI Kit Meng	MAC	Dallara F301 Sodemo Renault	2:23.472	10	10.258	153.56
26	29		Jo MERSZEI	MAC	Dallara F301 Spiess Opel	2:26.044	11	12.830	150.85
27	36		Matteo BOBBI	ITA	Dallara F301 Spiess Opel	2:28.194	5	14.980	148.67
28	16		Mark TAYLOR	GBR	Dallara F300 Mugen Honda	15:47.588	3	13:34.374	23.25

Weather / Track : Cloudy / Dry


MST Sports Timing

 Circuito Da Guia
 Circuit Length = 6.1200 km.
 Start: 15:00 End: 15:49

Race Director	Stewards	Timekeeper
---------------	----------	------------

**The 48th Macau Grand Prix
SECTOR ANALYSIS - 1st QUALIFYING**

1	Toshihiro KANEISHI				JPN	Dallara F300 Speiss Opel				
1 -	X:00.000	186.8	2:32.136	192.1	X:00.000	7 -	24.676	256.5	2:19.782	2:44.458 P
2 -	24.916	252.3	1:59.475	194.5	2:24.391	8 -	8:27.263	247.7	1:56.048	196.7 X:00.000
3 -	6:45.510	246.0	2:21.758	190.1	X:00.000	9 -	24.487	255.3	2:08.334	2:32.821 P
4 -	24.907	250.5	1:53.688	194.2	2:18.595	10 -	3:56.449	250.0	1:54.347	192.8 X:00.000
5 -	24.978	252.3	1:50.445	196.3	2:15.423	11 -	24.852	254.7	1:49.190	195.6 2:14.042
6 -	24.882	252.9	1:53.012	196.3	2:17.894	12 -	24.736	255.3	1:49.757	196.3 2:14.493
2	Enrico TOCCACELO				ITA	Dallara F300 Speiss Opel				
1 -	X:00.000	195.2	2:08.306	190.4	X:00.000	8 -	24.925	251.1	2:08.814	2:33.739 P
2 -	25.469	247.1	1:58.317	192.5	2:23.786	9 -	5:11.642	234.7	1:59.901	195.2 X:00.000
3 -	8:42.900	241.6	2:05.788	194.2	X:00.000	10 -	25.005	249.4	1:52.343	194.9 2:17.348
4 -	24.970	252.3	1:59.737	193.2	2:24.707	11 -	24.872	252.3	1:50.022	194.9 2:14.894
5 -	25.077	251.1	1:52.580	194.9	2:17.657	12 -	24.844	251.7	1:54.441	195.6 2:19.285
6 -	24.724	255.9	1:59.702	194.9	2:24.426	13 -	24.839	252.3	1:50.121	192.8 2:14.960
7 -	24.997	251.1	2:02.893	194.9	2:27.890	14 -	24.859	253.5	1:50.221	195.2 2:15.080
3	Benoit TRELUYER				FRA	Dallara F301 Mugen Honda				
1 -	X:00.000	224.5	2:41.473	193.5	X:00.000	7 -	24.660	255.3	2:04.291	2:28.951 P
2 -	24.712	254.1	2:01.502	195.2	2:26.214	8 -	7:01.130	227.3	1:58.328	197.8 X:00.000
3 -	X:00.000	248.8	1:55.218	195.6	X:00.000	9 -	24.488	254.7	1:54.824	199.2 2:19.312
4 -	24.598	255.3	1:51.748	196.7	2:16.346	10 -	24.505	255.3	1:51.041	197.0 2:15.546
5 -	24.580	255.9	1:54.239	194.9	2:18.819	11 -	24.514	257.1	1:49.980	192.5 2:14.494
6 -	24.792	255.3	1:51.823	196.0	2:16.615	12 -	24.551	257.1	1:49.832	198.5 2:14.383
5	Anthony DAVIDSON				GBR	Dallara F301 Mugen Honda				
1 -	X:00.000	235.8	1:59.832	191.4	X:00.000	8 -	24.883	253.5	2:05.207	2:30.090 P
2 -	24.981	251.1	1:57.127		2:22.108	9 -	3:30.520	239.4	1:56.639	195.6 X:00.000
3 -	8:12.065	246.5	2:19.303		X:00.000 P	10 -	24.811	251.1	1:51.058	193.8 2:15.869
4 -	3:18.686	174.1	2:07.152	182.7	X:00.000	11 -	24.787	253.5	1:49.709	194.9 2:14.496
5 -	28.653	188.8	2:02.649	194.5	2:31.302	12 -	24.749	253.5	1:50.531	194.9 2:15.280
6 -	24.975	251.7	1:55.770	191.1	2:20.745	13 -	24.715	254.1	1:49.454	193.8 2:14.169
7 -	25.009	252.3	1:50.713	194.2	2:15.722	14 -	24.745	254.7	1:49.094	190.1 2:13.839
6	Takuma SATO				JPN	Dallara F301 Mugen Honda				
1 -	X:00.000	204.1	2:41.574	195.6	X:00.000	9 -	24.872	251.7	1:49.701	198.5 2:14.573
2 -	24.991	251.1	2:02.656	193.2	2:27.647	10 -	24.686	253.5	1:49.919	197.0 2:14.605
3 -	7:54.711	241.6	2:09.257	196.0	X:00.000	11 -	24.519	256.5	1:55.754	199.2 2:20.273
4 -	24.786	254.1	1:50.386	197.0	2:15.172	12 -	24.646	252.9	1:49.257	197.8 2:13.903
5 -	24.590	254.7	1:54.693	196.7	2:19.283	13 -	24.724	254.1	1:55.230	196.3 2:19.954
6 -	24.730	253.5	1:58.415	195.2	2:23.145	14 -	24.670	254.1	1:48.876	191.1 2:13.546
7 -	24.759	254.7	2:04.277		2:29.036 P	15 -	27.637	128.5	1:56.196	196.3 2:23.833
8 -	3:53.208	237.3	1:53.916	196.7	X:00.000					



The 48th Macau Grand Prix
SECTOR ANALYSIS - 1st QUALIFYING

(contd.)

7	Peter HACKETT		AUS		Dallara F300 Mugen Honda						
1 -	X:00.000	210.9	3:08.210	178.2	X:00.000	9 -	25.323	248.2	2:02.206	188.4	2:27.529
2 -	27.401	238.4	2:03.740	188.8	2:31.141	10 -	25.222	250.0	1:55.291	190.4	2:20.513
3 -	7:09.643	242.6	2:13.961	187.8	X:00.000	11 -	25.257	248.8	1:54.854	191.8	2:20.111
4 -	25.637	246.5	2:00.466	190.4	2:26.103	12 -	25.160	249.4	1:54.609	193.5	2:19.769
5 -	25.225	250.0	1:57.964	189.4	2:23.189	13 -	25.093	249.4	1:54.345	193.2	2:19.438
6 -	25.209	249.4	1:57.208	189.4	2:22.417	14 -	25.133	253.5	1:56.254	192.8	2:21.387
7 -	25.288	249.4	1:59.827	175.6	2:25.115	15 -	25.070	251.1	1:53.397	194.5	2:18.467
8 -	25.817	247.7	1:58.707	192.5	2:24.524	16 -	25.037	250.0	1:52.689	194.2	2:17.726
8	Ryo FUKUDA		JPN		Dallara F399 Sodemo Renault						
1 -	X:00.000	214.2	2:28.726	192.5	X:00.000	8 -	24.972	253.5	1:50.334	195.6	2:15.306
2 -	25.546	246.0	2:08.463	192.5	2:34.009	9 -	24.782	255.3	1:58.239	196.7	2:23.021
3 -	7:27.840	228.8	2:11.902	192.8	X:00.000	10 -	24.721	254.1	1:50.678	181.5	2:15.399
4 -	24.977	254.7	1:52.096	194.2	2:17.073	11 -	25.148	237.8	1:59.044	196.3	2:24.192
5 -	24.997		2:00.735	193.2	2:25.732	12 -	24.672	255.9	1:49.375	197.0	2:14.047
6 -	24.694	255.9	2:16.842		2:41.536 P	13 -	25.794	196.0	2:16.173		2:41.967 P
7 -	6:21.127	215.5	1:54.669	194.2	X:00.000						
9	Marchy LEE		CHN		Dallara F399 Sodemo Renault						
1 -	X:00.000	181.5	2:39.532	189.4	X:00.000	9 -	2:39.827	216.0	2:04.414	192.8	4:44.241
2 -	25.217	250.0	2:04.088	190.4	2:29.305	10 -	25.346	248.2	1:54.797	193.2	2:20.143
3 -	6:53.317		2:16.791	191.4	X:00.000	11 -	25.017	252.3	1:52.138	194.2	2:17.155
4 -	24.984	252.9	1:57.917	190.8	2:22.901	12 -	24.718	257.7	1:51.376	194.2	2:16.094
5 -	25.058	252.3	1:53.256	194.5	2:18.314	13 -	24.963	251.7	1:51.336	194.5	2:16.299
6 -	24.998	252.9	1:53.077	192.5	2:18.075	14 -	24.892	258.3	1:53.728	180.6	2:18.620
7 -	25.162	251.7	1:52.714	189.8	2:17.876	15 -	25.138	255.9	1:51.857	194.5	2:16.995
8 -	25.359	250.0	2:22.775		2:48.134 P	16 -	24.930	253.5	1:52.519	194.9	2:17.449
10	Pierre KAFFER		GER		Dallara F300 Mugen Honda						
1 -	X:00.000	187.8	2:06.187	193.2	X:00.000	8 -	4:25.261	243.7	1:54.733		X:00.000
2 -	25.162	251.1	2:20.551		2:45.713 P	9 -	24.740	254.7	1:50.421	196.7	2:15.161
3 -	8:04.842	239.4	2:18.170	185.8	X:00.000	10 -	24.634	255.9	2:17.405		2:42.039 P
4 -	25.604	254.1	1:54.196	196.3	2:19.800	11 -	1:19.739	241.6	1:53.291	197.8	3:13.030
5 -	24.469	258.9	1:51.185	197.0	2:15.654	12 -	24.576	256.5	1:50.010	196.3	2:14.586
6 -	24.432	259.6	1:51.365	195.6	2:15.797	13 -	24.545	257.7	1:53.558	186.2	2:18.103
7 -	24.724	255.3	2:17.430		2:42.154 P	14 -	24.907	255.9	1:50.124	197.8	2:15.031
11	Sakon YAMAMOTO		JPN		Dallara F301 TOM's Toyota						
1 -	X:00.000	160.7	2:07.305	188.1	X:00.000	5 -	24.621	256.5	1:54.143	192.5	2:18.764
2 -	25.049	254.7	2:01.441	192.1	2:26.490	6 -	24.695	256.5	1:54.023	191.4	2:18.718
3 -	9:58.056	233.2	2:00.436	192.5	X:00.000	7 -	24.771	255.9	1:52.417	195.6	2:17.188
4 -	24.692	256.5	1:56.686	193.2	2:21.378						

**The 48th Macau Grand Prix
SECTOR ANALYSIS - 1st QUALIFYING**


(contd.)

12	Paolo MONTIN		ITA		Dallara F301 TOM's Toyota						
1 -	X:00.000	198.5	2:28.070	193.2	X:00.000	9 -	24.560	258.3	1:52.151	195.6	2:16.711
2 -	24.554	255.3	2:00.310	193.8	2:24.864	10 -	24.518	257.7	1:50.060	196.3	2:14.578
3 -	7:41.286	250.5	2:09.056	195.2	X:00.000	11 -	24.423	258.9	1:51.644	200.3	2:16.067
4 -	24.579	259.6	1:51.112	196.7	2:15.691	12 -	24.366	260.2	1:50.166	196.0	2:14.532
5 -	24.370	260.2	1:51.125	194.9	2:15.495	13 -	24.446	259.6	1:56.272	195.6	2:20.718
6 -	24.466	252.9	2:05.580	196.0	2:30.046	14 -	24.508	258.9	1:49.109	197.0	2:13.617
7 -	24.554	258.9	2:06.730		2:31.284 P	15 -	24.403		1:48.811	194.5	2:13.214
8 -	3:51.435	207.6	1:55.775	196.7	X:00.000						
15	Derek HAYES		GBR		Dallara F300 Mugen Honda						
1 -	X:00.000	226.4	2:05.666	190.8	X:00.000	8 -	3:49.103	235.8	1:57.729	186.8	X:00.000
2 -	25.075	251.7	2:01.098	191.1	2:26.173	9 -	25.657	254.7	1:53.058	195.6	2:18.715
3 -	9:05.512	230.7	2:07.401	193.8	X:00.000	10 -	24.695	254.7	1:51.862	196.7	2:16.557
4 -	25.073	250.5	1:57.506	194.5	2:22.579	11 -	24.998	254.7	2:13.333		2:38.331 P
5 -	24.891	252.3	1:55.092	192.8	2:19.983	12 -	1:52.631	213.8	1:59.957	186.8	3:52.588
6 -	24.715	255.9	1:52.950	195.6	2:17.665	13 -	25.239	251.1	1:53.738	196.0	2:18.977
7 -	24.667	256.5	2:22.036		2:46.703 P	14 -	24.800	254.1	1:51.239	195.2	2:16.039
16	Mark TAYLOR		GBR		Dallara F300 Mugen Honda						
1 -	X:00.000	218.1	2:04.173	191.1	X:00.000	3 -	X:00.000	232.7	1:58.858	194.2	X:00.000
2 -	31.295	149.5	2:19.918		2:51.213 P						
17	Tristan GOMMENDY		FRA		Dallara F399 Sodemo Renault						
1 -	X:00.000	214.7	2:04.575	189.1	X:00.000	6 -	24.829	255.3	1:51.897	194.5	2:16.726
2 -	25.199	231.7	2:01.190	192.8	2:26.389	7 -	25.032	251.7	1:51.611		2:16.643
3 -	24.877	254.1	1:54.021	196.0	2:18.898	8 -	25.188	251.7	2:07.482		2:32.670 P
4 -	6:54.121	246.5	2:04.678	191.1	X:00.000	9 -	4:40.094	246.0	1:52.572	195.2	X:00.000
5 -	25.150	250.5	1:54.749	192.5	2:19.899	10 -	25.188	248.2	1:51.526	195.2	2:16.714
18	Tiago MONTEIRO		POR		Dallara F399 Sodemo Renault						
1 -	X:00.000	196.7	2:04.927	190.4	X:00.000	9 -	25.336	247.7	1:49.899	196.0	2:15.235
2 -	25.413	248.2	2:00.950	192.8	2:26.363	10 -	25.178	248.2	1:56.008	194.2	2:21.186
3 -	24.806	251.1	1:53.892	194.5	2:18.698	11 -	25.199	248.8	1:49.743	196.0	2:14.942
4 -	7:06.973	234.7	2:01.587	191.8	X:00.000	12 -	25.056	249.4	2:04.480		2:29.536 P
5 -	25.276	248.8	1:51.255	195.2	2:16.531	13 -	3:29.713	186.8	2:19.009	191.8	X:00.000
6 -	25.143	251.7	1:56.308	193.2	2:21.451	14 -	25.102	250.5	1:57.235	195.2	2:22.337
7 -	25.282	250.0	1:52.273	195.2	2:17.555	15 -	24.956	251.7	1:48.820	196.3	2:13.776
8 -	24.783	255.9	2:01.789	193.5	2:26.572	16 -	24.843	252.9	1:49.743	196.3	2:14.586
19	J Paulo de OLIVEIRA		BRA		Dallara F399 Speiss Opel						
1 -	X:00.000	221.7	2:02.779	192.1	X:00.000	9 -	25.088	248.2	1:56.520	194.2	2:21.608
2 -	25.074	248.2	2:07.940	192.8	2:33.014	10 -	25.183	248.2	1:49.437	196.7	2:14.620
3 -	X:00.000	182.1	2:04.565	192.1	X:00.000	11 -	25.020	250.5	2:02.317	196.7	2:27.337
4 -	25.240	247.7	1:51.174	193.5	2:16.414	12 -	25.076	224.5	2:00.906	196.7	2:25.982
5 -	25.074	248.8	1:50.863	194.9	2:15.937	13 -	25.021	248.8	2:14.503		2:39.524 P
6 -	25.019	249.4	1:59.441	194.9	2:24.460	14 -	1:58.056	233.2	1:56.930	196.3	3:54.986
7 -	25.150	248.2	1:50.878	192.1	2:16.028	15 -	25.036	248.8	1:49.493	197.8	2:14.529
8 -	25.237	248.8	1:49.961	195.6	2:15.198						

**The 48th Macau Grand Prix
SECTOR ANALYSIS - 1st QUALIFYING**

(contd.)


20	Haruki KUROSAWA		JPN		Dallara F399 Spiess Opel						
1 -	X:00.000	173.3	2:09.125	190.4	X:00.000	3 -	8:53.003	187.5	2:08.386	192.5	X:00.000
2 -	26.353	246.5	2:04.993	177.6	2:31.346	4 -	24.988	251.1	1:57.400	194.5	2:22.388
21	Peter SUNDBERG		SWE		Dallara F301 Tomei Nissan						
1 -	X:00.000	172.5	3:13.102	182.1	X:00.000	8 -	26.389	235.8	2:20.148		2:46.537 P
2 -	26.880	225.4	2:05.881	184.9	2:32.761	9 -	3:34.033	235.2	1:59.998	191.1	X:00.000
3 -	8:45.099	226.4	2:05.238	185.5	X:00.000	10 -	25.731	241.0	1:53.166	191.1	2:18.897
4 -	26.377	235.8	1:58.289	186.8	2:24.666	11 -	25.623	243.2	1:52.896	192.1	2:18.519
5 -	26.222	238.4	1:57.801	186.5	2:24.023	12 -	25.577	243.2	1:52.568	192.8	2:18.145
6 -	26.375	236.3	1:57.788	186.5	2:24.163	13 -	25.571	242.6	1:52.118	192.5	2:17.689
7 -	26.359	237.8	1:56.356	187.1	2:22.715	14 -	25.594	242.6	1:51.769	193.5	2:17.363
22	LEI Kit Meng		MAC		Dallara F301 Sodemo Renault						
1 -	X:00.000	214.7	2:45.817	188.1	X:00.000	6 -	25.522	246.0	2:00.580	187.1	2:26.102
2 -	26.918	235.8	2:03.399	192.1	2:30.317	7 -	25.698	246.5	1:58.110	192.8	2:23.808
3 -	6:44.113	233.7	2:37.157		X:00.000 P	8 -	25.268	247.7	1:58.204	193.2	2:23.472
4 -	X:00.000	216.8	2:08.242	186.5	X:00.000	9 -	26.412	239.4	2:14.529		2:40.941 P
5 -	28.043	237.3	2:04.797	190.4	2:32.840	10 -	5:23.228	232.2	2:03.001	191.1	X:00.000
23	Heikki KOVALAINEN		FIN		Dallara F301 Sodemo Renault						
1 -	X:00.000	228.8	2:06.169	191.1	X:00.000	9 -	26.573	225.0	2:15.562		2:42.135 P
2 -	25.864	242.6	2:03.000	191.8	2:28.864	10 -	3:28.756	190.4	2:03.298	192.5	X:00.000
3 -	8:28.527	235.2	2:24.705		X:00.000 P	11 -	25.192	248.2	1:54.597	193.5	2:19.789
4 -	1:31.820	237.3	1:57.939	193.8	3:29.759	12 -	25.103	248.8	1:53.925	193.8	2:19.028
5 -	25.214	247.1	1:56.018	192.5	2:21.232	13 -	25.103	250.0	1:52.192	195.2	2:17.295
6 -	25.222	248.2	1:54.616	191.8	2:19.838	14 -	25.065	249.4	1:51.853	194.9	2:16.918
7 -	25.258	247.7	1:53.387	193.2	2:18.645	15 -	25.065	250.0	1:51.074	194.2	2:16.139
8 -	25.277	248.2	1:55.327	195.6	2:20.604						
25	Jonathan COCHET		FRA		Dallara F399 Sodemo Renault						
1 -	X:00.000	177.0	2:33.978	190.4	X:00.000	9 -	5:13.043	240.5	2:00.566	196.7	X:00.000
2 -	25.299	248.8	2:02.878	192.1	2:28.177	10 -	24.684	254.7	1:50.350	194.9	2:15.034
3 -	6:45.499	224.0	2:17.220	192.5	X:00.000	11 -	24.539	257.7	1:52.107	198.5	2:16.646
4 -	25.017	251.7	1:57.424	195.6	2:22.441	12 -	24.349	257.1	1:49.327	197.4	2:13.676
5 -	24.950	251.7	1:51.113	195.2	2:16.063	13 -	24.373		1:49.793	196.0	2:14.166
6 -	24.922	252.9	1:50.653	196.0	2:15.575	14 -	24.634	255.9	1:49.586	197.0	2:14.220
7 -	24.941	252.3	1:59.881	187.8	2:24.822	15 -	24.565	256.5	1:49.977	197.4	2:14.542
8 -	25.111	253.5	2:17.630		2:42.741 P						
26	Yuji IDE		JPN		Dallara F399 Sodemo Renault						



The 48th Macau Grand Prix
SECTOR ANALYSIS - 1st QUALIFYING

(contd.)

27	Bjorn WIRDHEIM		SWE		Dallara F301 Spiess Opel						
1 -	X:00.000	188.8	2:02.556		X:00.000	10 -	3:42.103	244.8	1:53.876	197.0	X:00.000
2 -	25.746	251.7	2:03.577	195.6	2:29.323	11 -	25.059	248.2	1:50.847	196.7	2:15.906
3 -	25.135	247.7	1:55.169	191.4	2:20.304	12 -	25.036	248.2	2:01.444	196.7	2:26.480
4 -	5:57.157	229.7	1:55.960	196.0	X:00.000	13 -	25.068	248.2	1:53.122	197.8	2:18.190
5 -	24.988	251.7	1:59.622	194.9	2:24.610	14 -	25.012	248.2	1:50.200	197.8	2:15.212
6 -	25.035	250.5	1:51.756	196.7	2:16.791	15 -	24.916	249.4	1:49.975	197.4	2:14.891
7 -	24.917	250.5	1:52.876	195.6	2:17.793	16 -	24.986	248.8	1:50.345	195.6	2:15.331
8 -	25.041	250.0	1:51.434	196.3	2:16.475	17 -	25.100	250.0	1:57.268	198.1	2:22.368
9 -	25.036	249.4	2:12.253		2:37.289 P						
28	Kousuke MATSUURA		JPN		Dallara F301 Spiess Opel						
1 -	X:00.000		2:06.491	189.4	X:00.000	10 -	25.228	248.8	2:09.665		2:34.893 P
2 -	25.693	243.7	2:03.382	191.1	2:29.075	11 -	3:10.948	228.8	1:58.072	191.1	X:00.000
3 -	25.335	247.7	1:54.463	192.1	2:19.798	12 -	25.262	248.2	1:54.927	193.8	2:20.189
4 -	5:53.016	239.4	1:55.947	191.8	X:00.000	13 -	25.063	249.4	1:50.322	193.8	2:15.385
5 -	25.295	248.2	1:57.349	192.8	2:22.644	14 -	25.045	250.0	1:50.215	194.9	2:15.260
6 -	25.139	248.2	1:51.526	194.5	2:16.665	15 -	24.989	250.5	1:50.483	194.5	2:15.472
7 -	25.032	250.0	1:50.903	194.9	2:15.935	16 -	27.976	238.4	1:54.294	195.6	2:22.270
8 -	25.114	250.0	1:53.080	192.1	2:18.194	17 -	25.068	248.8	1:49.415	196.3	2:14.483
9 -	24.992	252.3	1:55.401	193.2	2:20.393						
29	Jo MERSZEI		MAC		Dallara F301 Spiess Opel						
1 -	X:00.000	165.3	3:02.332	185.2	X:00.000	7 -	25.664	246.0	2:01.907	190.8	2:27.571
2 -	27.037	201.1	2:17.586	189.4	2:44.623	8 -	25.360	248.8	2:00.684	190.8	2:26.044
3 -	7:57.570	208.0	2:16.896	188.1	X:00.000	9 -	25.409	230.7	2:15.283	190.8	2:40.692
4 -	25.945	244.8	2:05.705	187.8	2:31.650	10 -	25.442	246.5	2:00.621	193.5	2:26.063
5 -	30.257	162.8	2:45.868		3:16.125 P	11 -	28.757	185.2	2:30.621		2:59.378 P
6 -	5:25.956	206.5	2:12.914	187.8	X:00.000						
30	Andy PRIAULX		GBR		Dallara F301 Mugen Honda						
1 -	X:00.000	206.1	2:01.147	189.1	X:00.000	8 -	8:09.203	234.2	1:55.750	193.2	X:00.000
2 -	25.350	249.4	1:56.770	193.5	2:22.120	9 -	24.991	252.3	1:51.567	196.3	2:16.558
3 -	25.078	250.0	1:54.323	192.8	2:19.401	10 -	24.749	252.3	1:49.626	196.0	2:14.375
4 -	7:42.941	242.6	2:06.864	194.2	X:00.000	11 -	24.761	253.5	1:52.964	196.7	2:17.725
5 -	24.995	252.3	1:51.073	194.5	2:16.068	12 -	24.818	252.9	1:55.562	196.3	2:20.380
6 -	24.877	251.1	1:57.722	193.5	2:22.599	13 -	24.816	254.1	1:49.584	193.2	2:14.400
7 -	24.958	251.7	2:14.059		2:39.017 P	14 -	24.827	253.5	1:49.709	196.7	2:14.536
31	Bruce JOUANNY		FRA		Dallara F301 Mugen Honda						
1 -	X:00.000	214.7	2:03.651	190.4	X:00.000	8 -	25.036	246.0	2:12.392		2:37.428 P
2 -	25.177	251.7	1:59.502	192.5	2:24.679	9 -	3:39.401	229.7	2:02.921	196.0	X:00.000
3 -	25.421	251.7	1:55.820	193.5	2:21.241	10 -	24.567	255.3	1:52.980	195.2	2:17.547
4 -	X:00.000	202.2	2:04.377	192.5	X:00.000	11 -	24.655	255.3	1:52.368	195.2	2:17.023
5 -	24.927	253.5	1:59.844	193.2	2:24.771	12 -	24.748	254.1	1:51.678	196.0	2:16.426
6 -	25.048	251.7	1:56.496	191.8	2:21.544	13 -	24.498	258.3	1:52.852	196.0	2:17.350
7 -	25.042	252.3	1:54.434	194.9	2:19.476	14 -	24.685	254.7	1:53.166	194.5	2:17.851



The 48th Macau Grand Prix
SECTOR ANALYSIS - 1st QUALIFYING

(contd.)

32	Michael HO					MAC	Dallara F301 Spiess Opel				
1 -	X:00.000	169.5	2:07.921	190.8	X:00.000	9 -	2:55.847	226.8	2:04.009	189.8	4:59.856
2 -	26.307	242.1	2:01.789	189.8	2:28.096	10 -	27.070	236.3	2:06.875	193.5	2:33.945
3 -	8:34.734	191.1	2:13.925	190.1	X:00.000	11 -	25.759	243.7	1:56.483	193.8	2:22.242
4 -	25.652	244.8	1:55.507	193.2	2:21.159	12 -	31.443	132.8	1:59.713	193.8	2:31.156
5 -	25.406	246.5	1:54.730	195.2	2:20.136	13 -	25.372	247.1	1:54.981	194.2	2:20.353
6 -	25.533	247.7	1:57.095	177.9	2:22.628	14 -	25.370	246.5	1:53.500	194.5	2:18.870
7 -	27.534	245.4	2:12.654	189.4	2:40.188	15 -	25.295	247.7	1:57.906	195.2	2:23.201
8 -	25.573	246.5	2:08.318		2:33.891 P						
33	Raffaele GIAMMARIA					ITA	Dallara F300 Mugen Honda				
36	Matteo BOBBI					ITA	Dallara F301 Spiess Opel				
1 -	X:00.000	200.7	3:05.235	187.5	X:00.000	4 -	28.155	213.4	2:07.632	192.5	2:35.787
2 -	26.162	238.9	2:03.776	190.1	2:29.938	5 -	25.566	245.4	2:02.628	190.4	2:28.194
3 -	7:11.175	234.7	2:19.598	189.4	X:00.000						

The 48th Macau Grand Prix

BEST SECTOR TIMES

SECTOR 1				SECTOR 2				SECTOR 3				IDEAL / BEST COMPARISON			
POS	NO	NAME	TIME	NO	NAME	TIME	NO	NAME	TIME	POS	NO	NAME	IDEAL	BEST	DIFF
1	25	COCHET	24.349	5	DAVIDSON	1:20.118	12	MONTIN	28.576	1	12	MONTIN	2:13.177	2:13.214	0.037
2	12	MONTIN	24.366	18	MONTEIRO	1:20.138	18	MONTEIRO	28.647	2	6	SATO	2:13.348	2:13.546	0.198
3	10	KAFFER	24.432	6	SATO	1:20.153	6	SATO	28.676	3	18	MONTEIRO	2:13.568	2:13.776	0.208
4	1	KANEISHI	24.487	12	MONTIN	1:20.235	8	FUKUDA	28.767	4	25	COCHET	2:13.651	2:13.676	0.025
5	3	TRELUYER	24.488	1	KANEISHI	1:20.355	3	TRELUYER	28.789	5	5	DAVIDSON	2:13.656	2:13.839	0.183
6	31	JOUANNY	24.498	19	OLIVEIRA	1:20.386	10	KAFFER	28.791	6	1	KANEISHI	2:13.657	2:14.042	0.385
7	6	SATO	24.519	25	COCHET	1:20.435	1	KANEISHI	28.815	7	8	FUKUDA	2:14.047	2:14.047	0.000
8	11	YAMAMOTO	24.621	28	MATSUURA	1:20.497	5	DAVIDSON	28.823	8	30	PRIAULX	2:14.201	2:14.375	0.174
9	15	HAYES	24.667	30	PRIAULX	1:20.585	25	COCHET	28.867	9	3	TRELUYER	2:14.208	2:14.383	0.175
10	8	FUKUDA	24.672	8	FUKUDA	1:20.608	30	PRIAULX	28.867	10	10	KAFFER	2:14.267	2:14.586	0.319
11	5	DAVIDSON	24.715	3	TRELUYER	1:20.931	27	WIRDHEIM	28.879	11	19	OLIVEIRA	2:14.367	2:14.529	0.162
12	9	LEE	24.718	10	KAFFER	1:21.044	23	KOVALAINEN	28.891	12	28	MATSUURA	2:14.404	2:14.483	0.079
13	2	TOCCACELO	24.724	27	WIRDHEIM	1:21.096	17	GOMMENDY	28.891	13	2	TOCCACELO	2:14.746	2:14.894	0.148
14	30	PRIAULX	24.749	2	TOCCACELO	1:21.098	28	MATSUURA	28.918	14	27	WIRDHEIM	2:14.891	2:14.891	0.000
15	18	MONTEIRO	24.783	9	LEE	1:21.961	2	TOCCACELO	28.924	15	17	GOMMENDY	2:15.784	2:16.643	0.859
16	17	GOMMENDY	24.829	15	HAYES	1:22.048	19	OLIVEIRA	28.962	16	15	HAYES	2:15.818	2:16.039	0.221
17	27	WIRDHEIM	24.916	17	GOMMENDY	1:22.064	31	JOUANNY	29.079	17	9	LEE	2:15.954	2:16.094	0.140
18	20	KUROSAWA	24.988	23	KOVALAINEN	1:22.183	15	HAYES	29.103	18	23	KOVALAINEN	2:16.139	2:16.139	0.000
19	28	MATSUURA	24.989	21	SUNDBERG	1:22.540	7	HACKETT	29.115	19	31	JOUANNY	2:16.176	2:16.426	0.250
20	19	OLIVEIRA	25.019	31	JOUANNY	1:22.599	21	SUNDBERG	29.229	20	11	YAMAMOTO	2:17.038	2:17.188	0.150
21	7	HACKETT	25.037	11	YAMAMOTO	1:22.892	9	LEE	29.275	21	21	SUNDBERG	2:17.340	2:17.363	0.023
22	23	KOVALAINEN	25.065	7	HACKETT	1:23.352	11	YAMAMOTO	29.525	22	7	HACKETT	2:17.504	2:17.726	0.222
23	22	LEI Kit Meng	25.268	32	HO_	1:23.948	32	HO_	29.552	23	32	HO_	2:18.795	2:18.870	0.075
24	32	HO_	25.295	20	KUROSAWA	1:27.610	20	KUROSAWA	29.790	24	20	KUROSAWA	2:22.388	2:22.388	0.000
25	29	MERSZEI	25.360	22	LEI Kit Meng	1:27.634	16	TAYLOR	30.088	25	22	LEI Kit Meng	2:23.253	2:23.472	0.219
26	36	BOBBI	25.566	16	TAYLOR	1:28.770	22	LEI Kit Meng	30.351	26	29	MERSZEI	2:25.392	2:26.044	0.652
27	21	SUNDBERG	25.571	29	MERSZEI	1:29.142	29	MERSZEI	30.890	27	36	BOBBI	2:27.331	2:28.194	0.863
28	16	TAYLOR	31.295	36	BOBBI	1:30.549	36	BOBBI	31.216	28	16	TAYLOR	2:30.153	2:51.213	21.060
												Perfect Lap	2:13.043		

Circuito Da Guia
 Circuit Length = 6.120 kilometre
 Start: 15:00 End: 15:49

MST sports timing



The 48th Macau Grand Prix
SPEED TRAP - 1st QUALIFYING - FINISH LINE

POS	NO	CL	NAME	NAT	ENTRY	KPH
1	12		Paolo MONTIN	ITA	Dallara F301 TOM's Toyota	200.3
2	3		Benoit TRELUYER	FRA	Dallara F301 Mugen Honda	199.2
3	6		Takuma SATO	JPN	Dallara F301 Mugen Honda	199.2
4	25		Jonathan COCHET	FRA	Dallara F399 Sodemo Renault	198.5
5	27		Bjorn WIRDHEIM	SWE	Dallara F301 Spiess Opel	198.1
6	19		J Paulo de OLIVEIRA	BRA	Dallara F399 Speiss Opel	197.8
7	10		Pierre KAFFER	GER	Dallara F300 Mugen Honda	197.8
8	8		Ryo FUKUDA	JPN	Dallara F399 Sodemo Renault	197.0
9	30		Andy PRIAULX	GBR	Dallara F301 Mugen Honda	196.7
10	15		Derek HAYES	GBR	Dallara F300 Mugen Honda	196.7
11	1		Toshihiro KANEISHI	JPN	Dallara F300 Speiss Opel	196.7
12	28		Kousuke MATSUURA	JPN	Dallara F301 Spiess Opel	196.3
13	18		Tiago MONTEIRO	POR	Dallara F399 Sodemo Renault	196.3
14	31		Bruce JOUANNY	FRA	Dallara F301 Mugen Honda	196.0
15	17		Tristan GOMMENDY	FRA	Dallara F399 Sodemo Renault	196.0
16	2		Enrico TOCCACELO	ITA	Dallara F300 Speiss Opel	195.6
17	5		Anthony DAVIDSON	GBR	Dallara F301 Mugen Honda	195.6
18	23		Heikki KOVALAINEN	FIN	Dallara F301 Sodemo Renault	195.6
19	11		Sakon YAMAMOTO	JPN	Dallara F301 TOM's Toyota	195.6
20	32		Michael HO	MAC	Dallara F301 Spiess Opel	195.2
21	9		Marchy LEE	CHN	Dallara F399 Sodemo Renault	194.9
22	7		Peter HACKETT	AUS	Dallara F300 Mugen Honda	194.5
23	20		Haruki KUROSAWA	JPN	Dallara F399 Spiess Opel	194.5
24	16		Mark TAYLOR	GBR	Dallara F300 Mugen Honda	194.2
25	21		Peter SUNDBERG	SWE	Dallara F301 Tomei Nissan	193.5
26	29		Jo MERSZEI	MAC	Dallara F301 Spiess Opel	193.5
27	22		LEI Kit Meng	MAC	Dallara F301 Sodemo Renault	193.2
28	36		Matteo BOBBI	ITA	Dallara F301 Spiess Opel	192.5



The 48th Macau Grand Prix
SPEED TRAP - 1st QUALIFYING - SECTOR

(contd.)

POS	NO	CL	NAME	NAT	ENTRY	KPH
1	3		Benoit TRELUYER	FRA	Dallara F301 Mugen Honda	260.8
2	12		Paolo MONTIN	ITA	Dallara F301 TOM's Toyota	260.8
3	10		Pierre KAFFER	GER	Dallara F300 Mugen Honda	259.6
4	31		Bruce JOUANNY	FRA	Dallara F301 Mugen Honda	258.3
5	9		Marchy LEE	CHN	Dallara F399 Sodemo Renault	258.3
6	25		Jonathan COCHET	FRA	Dallara F399 Sodemo Renault	257.7
7	8		Ryo FUKUDA	JPN	Dallara F399 Sodemo Renault	257.1
8	1		Toshihiro KANEISHI	JPN	Dallara F300 Speiss Opel	257.1
9	6		Takuma SATO	JPN	Dallara F301 Mugen Honda	256.5
10	15		Derek HAYES	GBR	Dallara F300 Mugen Honda	256.5
11	11		Sakon YAMAMOTO	JPN	Dallara F301 TOM's Toyota	256.5
12	5		Anthony DAVIDSON	GBR	Dallara F301 Mugen Honda	255.9
13	18		Tiago MONTEIRO	POR	Dallara F399 Sodemo Renault	255.9
14	2		Enrico TOCCACELO	ITA	Dallara F300 Speiss Opel	255.9
15	17		Tristan GOMMENDY	FRA	Dallara F399 Sodemo Renault	255.3
16	30		Andy PRIAULX	GBR	Dallara F301 Mugen Honda	254.1
17	16		Mark TAYLOR	GBR	Dallara F300 Mugen Honda	254.1
18	7		Peter HACKETT	AUS	Dallara F300 Mugen Honda	253.5
19	28		Kousuke MATSUURA	JPN	Dallara F301 Spiess Opel	252.3
20	27		Bjorn WIRDHEIM	SWE	Dallara F301 Spiess Opel	251.7
21	20		Haruki KUROSAWA	JPN	Dallara F399 Spiess Opel	251.1
22	19		J Paulo de OLIVEIRA	BRA	Dallara F399 Speiss Opel	250.5
23	23		Heikki KOVALAINEN	FIN	Dallara F301 Sodemo Renault	250.0
24	32		Michael HO	MAC	Dallara F301 Spiess Opel	248.8
25	29		Jo MERSZEI	MAC	Dallara F301 Spiess Opel	248.8
26	22		LEI Kit Meng	MAC	Dallara F301 Sodemo Renault	247.7
27	36		Matteo BOBBI	ITA	Dallara F301 Spiess Opel	246.0
28	21		Peter SUNDBERG	SWE	Dallara F301 Tomei Nissan	243.2
29	26		Yuji IDE	JPN	Dallara F399 Sodemo Renault	208.4
30	33		Raffaele GIAMMARIA	ITA	Dallara F300 Mugen Honda	175.3



The 48th Macau Grand Prix CLASSIFICATION - FREE PRACTICE 2

POS	NO	CL	DRIVER	NAT	CAR	TIME	LAPS	GAP	KPH
1	18		Tiago MONTEIRO	POR	Dallara F399 Sodemo Renault	2:13.241	13		165.35
2	6		Takuma SATO	JPN	Dallara F301 Mugen Honda	2:13.353	11	0.112	165.21
3	3		Benoit TRELUYER	FRA	Dallara F301 Mugen Honda	2:13.542	9	0.301	164.98
4	25		Jonathan COCHET	FRA	Dallara F399 Sodemo Renault	2:13.786	11	0.545	164.68
5	10		Pierre KAFFER	GER	Dallara F300 Mugen Honda	2:13.804	11	0.563	164.65
6	8		Ryo FUKUDA	JPN	Dallara F399 Sodemo Renault	2:13.868	11	0.627	164.58
7	27		Bjorn WIRDHEIM	SWE	Dallara F301 Spiess Opel	2:14.049	12	0.808	164.35
8	19		J Paulo de OLIVEIRA	BRA	Dallara F399 Speiss Opel	2:14.089	11	0.848	164.30
9	2		Enrico TOCCACELO	ITA	Dallara F300 Speiss Opel	2:14.400	11	1.159	163.92
10	30		Andy PRIAULX	GBR	Dallara F301 Mugen Honda	2:14.437	10	1.196	163.88
11	28		Kousuke MATSUURA	JPN	Dallara F301 Spiess Opel	2:14.601	11	1.360	163.68
12	12		Paolo MONTIN	ITA	Dallara F301 TOM's Toyota	2:14.630	6	1.389	163.64
13	1		Toshihiro KANEISHI	JPN	Dallara F300 Speiss Opel	2:14.696	11	1.455	163.56
14	15		Derek HAYES	GBR	Dallara F300 Mugen Honda	2:15.136	10	1.895	163.03
15	17		Tristan GOMMENDY	FRA	Dallara F399 Sodemo Renault	2:15.263	12	2.022	162.88
16	26		Yuji IDE	JPN	Dallara F399 Sodemo Renault	2:15.351	13	2.110	162.77
17	31		Bruce JOUANNY	FRA	Dallara F301 Mugen Honda	2:15.742	11	2.501	162.30
18	16		Mark TAYLOR	GBR	Dallara F300 Mugen Honda	2:15.914	13	2.673	162.10
19	11		Sakon YAMAMOTO	JPN	Dallara F301 TOM's Toyota	2:15.935	12	2.694	162.07
20	21		Peter SUNDBERG	SWE	Dallara F301 Tomei Nissan	2:16.160	11	2.919	161.81
21	23		Heikki KOVALAINEN	FIN	Dallara F301 Sodemo Renault	2:16.950	11	3.709	160.87
22	20		Haruki KUROSAWA	JPN	Dallara F399 Spiess Opel	2:17.421	10	4.180	160.32
23	36		Matteo BOBBI	ITA	Dallara F301 Spiess Opel	2:18.835	13	5.594	158.69
24	32		Michael HO	MAC	Dallara F301 Spiess Opel	2:18.918	13	5.677	158.59
25	9		Marchy LEE	CHN	Dallara F399 Sodemo Renault	2:19.102	10	5.861	158.38
26	7		Peter HACKETT	AUS	Dallara F300 Mugen Honda	2:20.128	13	6.887	157.22
27	33		Raffaele GIAMMARIA	ITA	Dallara F300 Mugen Honda	2:20.906	8	7.665	156.36
28	22		LEI Kit Meng	MAC	Dallara F301 Sodemo Renault	2:21.948	10	8.707	155.21
29	29		Jo MERSZEI	MAC	Dallara F301 Spiess Opel	2:24.792	9	11.551	152.16

Weather / Track : Sunny / Dry

MST Sports Timing

 Circuito Da Guia
 Circuit Length = 6.1200 km.
 Start: 10:30 End: 11:00

Race Director	Stewards	Timekeeper
---------------	----------	------------

**The 48th Macau Grand Prix
SECTOR ANALYSIS - FREE PRACTICE**

1	Toshihiro KANEISHI		JPN		Dallara F300 Speiss Opel			
1	X:00.000 204.9	1:32.270	29.736 194.5	X:00.000	7 - 5:03.655 247.7	1:22.263	28.985 196.7	X:00.000
2	25.030 251.7	1:24.725	28.811 195.6	2:18.566	8 - 24.744 253.5	1:22.180	29.615 196.7	2:16.539
3	24.928 252.9	1:21.221	28.781 196.3	2:14.930	9 - 24.892 252.9	1:21.143	28.770 196.3	2:14.805
4	24.809 254.1	1:24.893	29.771 196.3	2:19.473	10 - 25.009 251.7	1:20.804	28.883 195.6	2:14.696
5	24.587 254.7	1:24.633	29.851 197.0	2:19.071	11 - 24.986 252.3	1:35.006	49.943	2:49.935P
6	24.592 252.9	1:25.981	45.227	2:35.800P				
2	Enrico TOCCACELO		ITA		Dallara F300 Speiss Opel			
1	X:00.000 170.0	1:34.675	30.942 192.5	X:00.000	7 - 24.845 253.5	1:20.761	28.794 196.7	2:14.400
2	25.388 248.2	1:31.046	29.870 195.6	2:26.304	8 - 24.713 253.5	1:21.407	35.158 196.0	2:21.278
3	24.796	1:24.237	29.254 196.0	2:18.287	9 - 24.759 255.9	1:21.966	30.593 195.6	2:17.318
4	24.526 254.7	1:21.246	29.076 193.8	2:14.848	10 - 24.760 254.1	1:22.878	29.420 197.0	2:17.058
5	24.601 259.6	1:21.929	47.297	2:33.827P	11 - 24.769 255.3	1:25.212	29.137 196.7	2:19.118
6	6:13.122 245.4	1:22.606	29.074 195.6	X:00.000				
3	Benoit TRELUYER		FRA		Dallara F301 Mugen Honda			
1	X:00.000 135.1	1:35.790	30.563 192.8	X:00.000	6 - 5:28.003 251.1	1:25.541	29.125 196.3	X:00.000
2	24.830 253.5	1:25.082	29.162 194.5	2:19.074	7 - 24.554 257.1	1:20.229	28.759 196.7	2:13.542
3	24.733 254.7	1:22.216	29.061 197.0	2:16.010	8 - 24.478 255.3	1:39.662	28.839 198.1	2:32.979
4	24.539 256.5	1:21.052	29.017 196.7	2:14.608	9 - 24.418 256.5	1:24.661	41.182	2:30.261P
5	24.522 257.7	1:23.784	42.568	2:30.874P				
6	Takuma SATO		JPN		Dallara F301 Mugen Honda			
1	X:00.000 144.9	1:35.886	29.994 191.8	X:00.000	7 - 24.704 255.3	1:20.097	42.887	2:27.688P
2	25.071 252.9	1:22.364	29.221 193.5	2:16.656	8 - 3:38.033 252.3	1:22.844	28.934 196.0	X:00.000
3	24.942 252.9	1:21.236	29.021 196.0	2:15.199	9 - 24.564 257.1	1:29.721	28.552 199.6	2:22.837
4	24.692 256.5	1:20.902	28.684 197.8	2:14.278	10 - 24.499 257.1	1:20.138	28.716 198.5	2:13.353
5	24.555 257.1	1:23.442	29.516 196.0	2:17.513	11 - 24.459 256.5	1:42.307	1:00.852	3:07.618P
6	24.712 255.3	1:20.170	28.717 197.4	2:13.599				
7	Peter HACKETT		AUS		Dallara F300 Mugen Honda			
1	X:00.000 187.5	1:38.995	31.970 185.8	X:00.000	8 - 25.149 251.7	1:26.466	29.959 192.8	2:21.574
2	25.765 217.3	1:30.963	30.453 189.8	2:27.181	9 - 24.973 252.9	1:25.163	30.163 192.8	2:20.299
3	25.332 248.2	1:28.968	30.340 189.4	2:24.640	10 - 25.239 247.7	1:23.961	30.928 192.5	2:20.128
4	25.320 249.4	1:26.808	29.909 192.8	2:22.037	11 - 25.056 252.3	1:28.572	30.209 192.1	2:23.837
5	25.235 249.4	1:26.386	29.884 191.8	2:21.505	12 - 25.261 246.0	1:27.793	30.480 192.1	2:23.534
6	26.013 244.8	1:26.562	30.047 192.5	2:22.622	13 - 25.690 246.5	1:31.646	51.156	2:48.492P
7	25.243 248.8	1:28.942	29.843 191.4	2:24.028				
8	Ryo FUKUDA		JPN		Dallara F399 Sodemo Renault			
1	X:00.000 220.4	1:35.793	31.021 191.1	X:00.000	7 - 24.772 254.1	1:24.660	53.747	2:43.179P
2	25.529 247.1	1:24.370	29.353 194.9	2:19.252	8 - 2:56.932 249.4	1:21.948	28.935 196.3	4:47.815
3	24.912 254.1	1:22.019	29.205 195.2	2:16.136	9 - 24.777 254.1	1:20.880	28.781 195.6	2:14.438
4	24.855 254.7	1:21.476	29.140 196.3	2:15.471	10 - 25.063 253.5	1:20.257	29.102 192.5	2:14.422
5	24.843 254.1	1:21.138	28.813 197.0	2:14.794	11 - 24.811 255.3	1:20.286	28.771 197.4	2:13.868
6	24.766 255.3	1:20.720	28.734 197.0	2:14.220				

**The 48th Macau Grand Prix
SECTOR ANALYSIS - FREE PRACTICE**

(contd.)

9	Marchy LEE		CHN		Dallara F399 Sodemo Renault			
1	-X:00.000 175.6	1:35.026	31.044 188.8	X:00.000	6 - 25.164 251.1	1:23.474	47.377	2:36.015P
2	25.595 248.2	1:25.295	29.825 192.5	2:20.715	7 - 3:27.713 240.5	1:25.760	29.762 191.4	X:00.000
3	25.285 252.3	1:24.183	29.634 193.2	2:19.102	8 - 25.242 250.5	1:23.379	31.697 176.4	2:20.318
4	25.269 249.4	1:23.933	31.537 162.6	2:20.739	9 - 25.544 251.7	1:27.691	30.705 194.2	2:23.940
5	29.158 213.0	1:31.718	30.736 192.1	2:31.612	10 - 24.834 254.7	1:25.211	49.086	2:39.131P
10	Pierre KAFFER		GER		Dallara F300 Mugen Honda			
1	-X:00.000 204.9	1:35.862	30.920 194.5	X:00.000	7 - 24.701 255.3	2:14.240	49.244	3:28.185P
2	24.852 252.9	2:12.722	29.434 197.4	3:07.008	8 - 3:24.585 248.8	1:24.166	29.019 195.2	X:00.000
3	24.885 254.1	1:25.827	29.175 196.3	2:19.887	9 - 24.449 260.2	1:26.631	29.614 198.1	2:20.694
4	24.580 257.7	1:22.626	29.504 196.7	2:16.710	10 - 24.586 256.5	1:20.527	28.691 199.2	2:13.804
5	24.643 257.1	1:25.723	29.997 198.1	2:20.363	11 - 24.960 257.1	2:24.676	47.719	3:37.355P
6	24.546 257.1	1:20.751	28.817 197.4	2:14.114				
11	Sakon YAMAMOTO		JPN		Dallara F301 TOM's Toyota			
1	-X:00.000 160.4	1:40.816	32.565 191.4	X:00.000	7 - 24.753 255.9	1:22.344	29.458 193.5	2:16.555
2	25.279 204.9	1:31.656	30.446 191.4	2:27.381	8 - 24.748 255.9	1:24.815	29.436 193.5	2:18.999
3	24.833 251.1	1:27.865	30.181 192.8	2:22.879	9 - 24.721 256.5	1:22.103	29.396 192.8	2:16.220
4	24.660 258.9	1:25.078	29.696 192.8	2:19.434	10 - 24.745 257.1	1:22.532	29.086 193.2	2:16.363
5	24.713 257.1	1:23.752	29.613 193.5	2:18.078	11 - 24.623 257.7	1:25.445	29.611 193.5	2:19.679
6	24.693 256.5	1:23.002	29.307 194.5	2:17.002	12 - 24.607 257.7	1:22.125	29.203 194.5	2:15.935
12	Paolo MONTIN		ITA		Dallara F301 TOM's Toyota			
1	-X:00.000 162.8	1:41.443	32.294 189.8	X:00.000	4 - 24.880 256.5	1:21.770	28.902 194.5	2:15.552
2	25.245 202.6	1:31.679	30.488 194.2	2:27.412	5 - 24.730 258.3	1:21.254	28.646 196.0	2:14.630
3	24.794 222.2	1:28.257	29.768 195.2	2:22.819	6 - 24.634 257.7	1:26.705	48.251	2:39.590P
15	Derek HAYES		GBR		Dallara F300 Mugen Honda			
1	-X:00.000 211.7	1:35.290	30.780 192.1	X:00.000	6 - 24.859 254.1	1:21.993	28.976 196.7	2:15.828
2	25.002 253.5	1:33.926	29.914 193.2	2:28.842	7 - 24.779 254.1	1:21.195	29.162 196.0	2:15.136
3	25.041 252.3	1:24.696	29.488 193.2	2:19.225	8 - 24.789 255.3	1:21.820	29.318 196.3	2:15.927
4	25.011	1:23.418	29.322 194.5	2:17.751	9 - 24.632	1:24.473	45.815	2:34.920P
5	24.820 254.7	1:21.836	29.236 194.5	2:15.892	10 - 4:32.143 246.0	1:24.742	29.708 194.5	X:00.000
16	Mark TAYLOR		GBR		Dallara F300 Mugen Honda			
1	-X:00.000 187.5	1:37.455	31.277 189.8	X:00.000	8 - 24.892 254.1	1:22.387	29.361 193.8	2:16.640
2	26.230 245.4	1:31.285	30.214 191.1	2:27.729	9 - 24.936 253.5	1:24.333	29.101 195.2	2:18.370
3	24.947 252.9	1:25.593	29.985 193.8	2:20.525	10 - 24.913 252.9	1:21.945	29.056 193.8	2:15.914
4	24.924 254.7	1:24.415	29.396 194.5	2:18.735	11 - 24.970 251.7	1:26.777	29.219 196.0	2:20.966
5	24.911 252.9	1:23.365	29.166 194.9	2:17.442	12 - 25.364 248.8	1:23.462	29.478 194.5	2:18.304
6	24.953 252.3	1:22.453	29.363 193.8	2:16.769	13 - 24.982 252.3	1:22.746	28.969 195.6	2:16.697
7	24.902 252.9	1:22.414	29.100 195.6	2:16.416				
17	Tristan GOMMENDY		FRA		Dallara F399 Sodemo Renault			
1	-X:00.000 183.9	1:35.819	30.816 190.1	X:00.000	7 - 25.253 247.7	1:23.803	28.861 193.8	2:17.917
2	25.452 246.5	1:26.161	29.583 192.8	2:21.196	8 - 25.281 252.3	1:22.228	29.235 194.2	2:16.744
3	24.992 248.2	1:24.344	29.480 192.5	2:18.816	9 - 25.218 251.1	1:25.141	29.936 195.2	2:20.295
4	25.267 248.8	1:23.056	29.240 193.8	2:17.563	10 - 25.129 251.7	1:22.722	39.732	2:27.583P
5	25.096 250.5	1:22.435	29.087 194.2	2:16.618	11 - 2:44.136 233.7	1:24.336	29.972 194.2	4:38.444
6	25.096 249.4	1:25.655	28.969 195.2	2:19.720	12 - 25.199 250.0	1:21.191	28.873 195.2	2:15.263

**The 48th Macau Grand Prix
SECTOR ANALYSIS - FREE PRACTICE**


(contd.)

18	Tiago MONTEIRO		POR		Dallara F399 Sodemo Renault								
1	-X:00.000	171.9	1:35.491	31.268	189.1	X:00.000	8 - 25.438	247.7	1:20.456	29.025	194.5	2:14.919	
2	-	25.627	246.0	1:26.049	29.804	191.4	2:21.480	9 - 25.125	254.1	1:20.441	29.036	192.5	2:14.602
3	-	25.475	250.5	1:30.316	29.850	191.4	2:25.641	10 - 25.330	248.2	1:19.966	28.823	194.9	2:14.119
4	-	25.546	246.0	1:21.778	29.217	193.2	2:16.541	11 - 25.181	247.7	1:19.873	28.736	195.6	2:13.790
5	-	25.323	248.8	1:22.563	29.438	192.5	2:17.324	12 - 25.170	249.4	1:19.402	28.669	195.6	2:13.241
6	-	25.553	247.7	1:20.476	28.962	195.6	2:14.991	13 - 25.097	250.0	1:27.063	44.711		2:36.871P
7	-	25.163	249.4	1:21.721	29.117	191.4	2:16.001						
19	J Paulo de OLIVEIRA		BRA		Dallara F399 Speiss Opel								
1	-X:00.000	207.6	1:33.953	31.196	193.8	X:00.000	7 - 24.915	251.1	1:29.182	42.430			2:36.527P
2	-	25.198	247.7	1:23.571	29.537	194.5	2:18.306	8 - 4:47.580	245.4	1:24.446	28.682	198.5	X:00.000
3	-	24.705	255.9	1:30.682	29.530	196.3	2:24.917	9 - 24.732	252.9	1:31.265	30.277	197.0	2:26.274
4	-	24.997	252.3	1:21.322	29.117	197.4	2:15.436	10 - 24.850	251.7	1:21.629	29.250	198.8	2:15.729
5	-	24.897	251.1	1:27.447	29.186	197.4	2:21.530	11 - 24.731	252.9	1:26.042	29.671	197.8	2:20.444
6	-	25.004	250.0	1:20.302	28.783	197.4	2:14.089						
20	Haruki KUROSAWA		JPN		Dallara F399 Spiess Opel								
1	-X:00.000	186.5	1:46.163	49.747		X:00.000P	6 - 25.229	247.7	1:25.020	29.590	193.2		2:19.839
2	-	5:00.885	213.0	1:31.107	31.755	189.1	X:00.000	7 - 25.181	247.7	1:22.931	29.309	192.5	2:17.421
3	-	25.852	246.0	1:25.540	29.843	192.1	2:21.235	8 - 25.158	248.2	1:23.806	47.464		2:36.428P
4	-	25.236	248.2	1:24.923	30.281	192.8	2:20.440	9 - 2:19.843	234.7	1:25.314	29.555	193.5	4:14.712
5	-	25.138	250.0	1:30.654	29.763	193.5	2:25.555	10 - 25.140	247.7	1:28.575	29.920	193.8	2:23.635
21	Peter SUNDBERG		SWE		Dallara F301 Tomei Nissan								
1	-X:00.000	206.1	1:40.301	31.035	188.4	X:00.000	7 - 25.373	247.1	1:23.247	49.156			2:37.776P
2	-	25.728	243.2	1:26.423	29.846	192.5	2:21.997	8 - 4:21.508	229.2	1:31.737	29.432	193.2	X:00.000
3	-	25.359	246.0	1:25.079	30.132		2:20.570	9 - 25.342	246.0	1:25.774	29.450	196.0	2:20.566
4	-	26.669	236.8	1:24.480	29.426	193.2	2:20.575	10 - 24.991	250.0	1:22.086	29.083	195.6	2:16.160
5	-	25.326	247.1	1:23.174	29.280	193.5	2:17.780	11 - 25.006	250.5	1:25.857	29.418	195.6	2:20.281
6	-	25.255	248.2	1:22.500	29.496	193.5	2:17.251						
22	LEI Kit Meng		MAC		Dallara F301 Sodemo Renault								
1	-X:00.000	188.1	1:39.345	34.357	184.3	X:00.000	6 - 25.955	247.7	1:26.963	30.282	192.5		2:23.200
2	-	27.546	236.3	1:32.074	31.153	187.5	2:30.773	7 - 25.388	248.8	1:26.166	30.394	180.6	2:21.948
3	-	25.818	244.3	1:30.054	32.305	178.2	2:28.177	8 - 26.351	242.1	1:34.074	32.143	192.1	2:32.568
4	-	28.225	233.2	1:28.472	30.966	191.1	2:27.663	9 - 25.430	247.1	1:26.432	31.134	184.3	2:22.996
5	-	25.454	246.5	1:27.060	29.999	191.8	2:22.513	10 - 27.358	241.0	1:40.891	45.632		2:53.881P
23	Heikki KOVALAINEN		FIN		Dallara F301 Sodemo Renault								
1	-X:00.000	206.8	1:33.839	31.035	185.8	X:00.000	7 - 3:47.283	236.8	1:28.320	29.762	189.4		X:00.000
2	-	25.846	244.3	1:29.009	30.679	189.1	2:25.534	8 - 25.220	249.4	1:22.883	29.824	194.2	2:17.927
3	-	25.048	251.1	1:30.389	30.447	191.1	2:25.884	9 - 25.068	249.4	1:22.257	29.774	193.2	2:17.099
4	-	25.102	251.7	1:23.713	29.196	192.5	2:18.011	10 - 25.108	250.5	1:22.261	29.581	188.1	2:16.950
5	-	25.073	251.1	1:23.798	29.245	193.8	2:18.116	11 - 25.132		1:24.578	31.228	193.5	2:20.938
6	-	24.934	252.3	1:23.436	43.234		2:31.604P						

**The 48th Macau Grand Prix
SECTOR ANALYSIS - FREE PRACTICE**

(contd.)

25	Jonathan COCHET		FRA		Dallara F399 Sodemo Renault							
1	-X:00.000	200.7	1:33.688	30.373	191.8	X:00.000	7 - 24.710	256.5	1:20.364	28.712	197.4	2:13.786
2	- 25.081	252.3	1:24.077	29.114	194.9	2:18.272	8 - 24.673	250.5	1:24.603	43.426		2:32.702P
3	- 24.863	254.7	1:47.810	29.158	196.3	2:41.831	9 - 4:33.750	210.1	1:28.662	29.505	196.3	X:00.000
4	- 24.723	255.9	1:21.656	28.772	196.7	2:15.151	10 - 24.595	258.3	1:20.908	29.115	199.6	2:14.618
5	- 24.733	255.3	1:20.958	29.293	195.6	2:14.984	11 - 24.218	257.1	1:23.613	29.125	196.3	2:16.956
6	- 24.705	256.5	1:20.771	28.969	196.3	2:14.445						
26	Yuji IDE		JPN		Dallara F399 Sodemo Renault							
1	-X:00.000		1:36.530	31.074	187.1	X:00.000	8 - 24.978	254.1	1:21.918	29.127	194.5	2:16.023
2	- 25.946	248.2	1:32.186	30.046	191.4	2:28.178	9 - 24.909	254.7	1:21.945	29.258	193.5	2:16.112
3	- 25.136	252.9	1:25.428	29.613	193.5	2:20.177	10 - 24.862	255.9	1:21.744	29.314	194.5	2:15.920
4	- 24.848	255.9	1:23.826	29.407	193.8	2:18.081	11 - 24.859	254.1	1:28.230	29.301	194.9	2:22.390
5	- 24.846	254.7	1:23.327	29.323	194.5	2:17.496	12 - 24.920	252.9	1:21.409	29.022	194.2	2:15.351
6	- 24.943	253.5	1:23.051	29.324	193.8	2:17.318	13 - 24.894	254.1	1:21.518	29.121	194.5	2:15.533
7	- 24.904	254.1	1:22.335	29.269	194.2	2:16.508						
27	Bjorn WIRDHEIM		SWE		Dallara F301 Spiess Opel							
1	-X:00.000	196.7	1:33.915	30.446	191.8	X:00.000	7 - 2:54.782	230.7	1:23.635	28.858	198.8	4:47.275
2	- 25.031	252.9	1:28.727	29.614	196.0	2:23.372	8 - 24.742	254.7	1:20.618	28.689	198.5	2:14.049
3	- 24.954	251.7	1:21.397	28.961	196.3	2:15.312	9 - 24.600	257.7	1:27.005	29.406	199.2	2:21.011
4	- 24.832	252.9	1:22.264	30.833	197.0	2:17.929	10 - 24.797	251.1	1:26.276	29.965	198.1	2:21.038
5	- 24.828	252.3	1:21.097	28.980	195.6	2:14.905	11 - 24.862	251.1	1:22.469	33.563	197.4	2:20.894
6	- 25.000	251.1	1:21.915	44.918		2:31.833P	12 - 26.169	213.4	1:26.870	29.093	199.2	2:22.132
28	Kousuke MATSUURA		JPN		Dallara F301 Spiess Opel							
1	-X:00.000	219.5	1:32.805	30.866	189.1	X:00.000	7 - 25.067	250.0	1:21.001	29.118	191.4	2:15.186
2	- 25.494	247.1	1:25.432	29.581	193.2	2:20.507	8 - 25.079	252.3	1:21.286	29.132	193.5	2:15.497
3	- 25.284	247.7	1:22.495	29.820	192.1	2:17.599	9 - 24.930	252.3	1:25.298	30.793	193.8	2:21.021
4	- 25.299	248.8	1:22.449	29.338	193.2	2:17.086	10 - 24.968	251.7	1:20.559	29.074	192.8	2:14.601
5	- 25.207	248.8	1:24.475	45.113		2:34.795P	11 - 24.837	252.9	1:26.812	32.721	181.8	2:24.370
6	- 5:30.119	216.4	1:27.400	29.163	194.2	X:00.000						
29	Jo MERSZEI		MAC		Dallara F301 Spiess Opel							
1	-X:00.000	160.4	1:48.130	33.661	177.9	X:00.000	6 - 3:22.354	177.3	1:42.545	31.703	189.1	X:00.000
2	- 27.872	236.8	1:35.598	32.208	187.5	2:35.678	7 - 25.778	244.3	1:29.391	30.893	190.1	2:26.062
3	- 26.267	242.6	1:31.475	31.413	189.1	2:29.155	8 - 25.526	246.5	1:28.673	30.593	191.4	2:24.792
4	- 25.881	244.3	1:31.146	31.767	188.1	2:28.794	9 - 28.684	172.8	1:50.088	48.133		3:06.905P
5	- 25.618	245.4	1:38.913	47.598		2:52.129P						
30	Andy PRIAULX		GBR		Dallara F301 Mugen Honda							
1	-X:00.000	210.1	1:31.020	32.245	187.1	X:00.000	6 - 24.933	252.9	1:21.094	42.093		2:28.120P
2	- 25.367	249.4	1:23.595	29.714	192.5	2:18.676	7 - 6:48.000	252.3	1:22.839	29.239	192.8	X:00.000
3	- 25.105	251.1	1:22.145	29.086	193.8	2:16.336	8 - 24.680	256.5	1:21.838	29.027	196.3	2:15.545
4	- 25.055	251.1	1:21.171	29.059	192.8	2:15.285	9 - 24.418	258.3	1:25.859	34.626	196.7	2:24.903
5	- 24.971	252.3	1:20.403	29.063	194.9	2:14.437	10 - 24.909	251.7	1:37.487	28.989	195.6	2:31.385



The 48th Macau Grand Prix
SECTOR ANALYSIS - FREE PRACTICE

(contd.)

31	Bruce JOUANNY			FRA	Dallara F301 Mugen Honda			
1	X:00.000 191.1	1:36.655	31.446 191.1	X:00.000	7 - 24.876 253.5	1:21.779	29.087 194.9	2:15.742
2	25.641 246.0	1:27.064	29.988 191.8	2:22.693	8 - 24.914 252.9	1:28.334	43.197	2:36.445P
3	24.992 253.5	1:24.462	29.479 193.5	2:18.933	9 - 6:05.448 248.8	1:31.409	30.252 196.0	X:00.000
4	24.984 254.1	1:23.172	29.367 194.2	2:17.523	10 - 24.766 256.5	1:22.646	29.286 196.0	2:16.698
5	24.884 254.1	1:22.810	29.194 194.9	2:16.888	11 - 24.708 255.9	1:26.261	36.370 185.8	2:27.339
6	24.909 253.5	1:22.067	29.039 194.9	2:16.015				
32	Michael HO			MAC	Dallara F301 Spiess Opel			
1	X:00.000 183.3	1:38.848	32.434 186.8	X:00.000	8 - 25.464 247.7	1:28.484	30.425 192.1	2:24.373
2	27.915 222.6	1:30.951	30.608 189.8	2:29.474	9 - 25.398 248.8	1:23.481	30.039 194.2	2:18.918
3	25.728 243.7	1:28.177	31.209 189.1	2:25.114	10 - 25.207 248.8	1:23.851	30.594 186.5	2:19.652
4	25.523	1:27.825	30.803 193.2	2:24.151	11 - 26.616 245.4	1:27.255	36.465 192.8	2:30.336
5	25.263 249.4	1:25.836	29.925 191.8	2:21.024	12 - 25.335 248.8	1:24.513	29.867 194.2	2:19.715
6	25.263 249.4	1:25.617	29.777 193.8	2:20.657	13 - 25.201 249.4	1:26.291	29.959 192.5	2:21.451
7	30.922 204.5	1:26.182	30.297 192.5	2:27.401				
33	Raffaele GIAMMARIA			ITA	Dallara F300 Mugen Honda			
1	X:00.000 181.2	1:50.404	32.154 186.5	X:00.000	5 - 25.125 251.1	1:26.396	29.800 192.5	2:21.321
2	26.016 240.5	1:33.708	30.858 189.4	2:30.582	6 - 25.079 251.1	1:26.034	29.793 193.8	2:20.906
3	25.257 250.0	1:30.435	32.513 187.8	2:28.205	7 - 24.990 252.9	1:27.930	29.578 194.5	2:22.498
4	25.095 247.1	1:27.632	30.150 191.8	2:22.877	8 - 25.237 250.0	1:33.641	44.776	2:43.654P
36	Matteo BOBBI			ITA	Dallara F301 Spiess Opel			
1	X:00.000 195.6	1:39.834	31.960 187.8	X:00.000	8 - 25.349 248.8	1:25.468	30.016 193.8	2:20.833
2	26.049 244.8	1:31.282	30.590 189.1	2:27.921	9 - 25.061 253.5	1:24.504	29.594 192.8	2:19.159
3	25.814 245.4	1:27.844	30.081 191.1	2:23.739	10 - 24.951 253.5	1:24.137	29.747 193.5	2:18.835
4	25.514 247.1	1:27.772	29.690 193.2	2:22.976	11 - 25.072 250.5	1:25.227	29.568 193.5	2:19.867
5	25.130 251.7	1:25.614	29.707 192.5	2:20.451	12 - 25.006 252.9	1:27.150	33.703 193.5	2:25.859
6	25.101 252.3	1:25.456	29.582 191.4	2:20.139	13 - 25.091 251.1	1:28.747	30.272 188.1	2:24.110
7	25.376 201.4	1:44.537	30.458 191.8	2:40.371				


The 48th Macau Grand Prix

BEST SECTOR TIMES

SECTOR 1				SECTOR 2				SECTOR 3				IDEAL / BEST COMPARISON			
POS	NO	NAME	TIME	NO	NAME	TIME	NO	NAME	TIME	POS	NO	NAME	IDEAL	BEST	DIFF
1	25	COCHET	24.218	18	MONTEIRO	1:19.402	6	SATO	28.552	1	6	SATO	2:13.108	2:13.353	0.245
2	30	PRIAULX	24.418	6	SATO	1:20.097	12	MONTIN	28.646	2	18	MONTEIRO	2:13.168	2:13.241	0.073
3	3	TRELUYER	24.418	3	TRELUYER	1:20.229	18	MONTEIRO	28.669	3	25	COCHET	2:13.294	2:13.786	0.492
4	10	KAFFER	24.449	8	FUKUDA	1:20.257	19	OLIVEIRA	28.682	4	3	TRELUYER	2:13.406	2:13.542	0.136
5	6	SATO	24.459	19	OLIVEIRA	1:20.302	27	WIRDHEIM	28.689	5	10	KAFFER	2:13.667	2:13.804	0.137
6	2	TOCCACELO	24.526	25	COCHET	1:20.364	10	KAFFER	28.691	6	19	OLIVEIRA	2:13.689	2:14.089	0.400
7	1	KANEISHI	24.587	30	PRIAULX	1:20.403	25	COCHET	28.712	7	8	FUKUDA	2:13.757	2:13.868	0.111
8	27	WIRDHEIM	24.600	10	KAFFER	1:20.527	8	FUKUDA	28.734	8	30	PRIAULX	2:13.810	2:14.437	0.627
9	11	YAMAMOTO	24.607	28	MATSUURA	1:20.559	3	TRELUYER	28.759	9	27	WIRDHEIM	2:13.907	2:14.049	0.142
10	15	HAYES	24.632	27	WIRDHEIM	1:20.618	1	KANEISHI	28.770	10	2	TOCCACELO	2:14.081	2:14.400	0.319
11	12	MONTIN	24.634	2	TOCCACELO	1:20.761	2	TOCCACELO	28.794	11	1	KANEISHI	2:14.161	2:14.696	0.535
12	19	OLIVEIRA	24.705	1	KANEISHI	1:20.804	17	GOMMENDY	28.861	12	28	MATSUURA	2:14.470	2:14.601	0.131
13	31	JOUANNY	24.708	17	GOMMENDY	1:21.191	16	TAYLOR	28.969	13	12	MONTIN	2:14.534	2:14.630	0.096
14	8	FUKUDA	24.766	15	HAYES	1:21.195	15	HAYES	28.976	14	15	HAYES	2:14.803	2:15.136	0.333
15	9	LEE	24.834	12	MONTIN	1:21.254	30	PRIAULX	28.989	15	17	GOMMENDY	2:15.044	2:15.263	0.219
16	28	MATSUURA	24.837	26	IDE	1:21.409	26	IDE	29.022	16	26	IDE	2:15.277	2:15.351	0.074
17	26	IDE	24.846	31	JOUANNY	1:21.779	31	JOUANNY	29.039	17	31	JOUANNY	2:15.526	2:15.742	0.216
18	16	TAYLOR	24.892	16	TAYLOR	1:21.945	28	MATSUURA	29.074	18	11	YAMAMOTO	2:15.796	2:15.935	0.139
19	23	KOVALAINEN	24.934	21	SUNDBERG	1:22.086	21	SUNDBERG	29.083	19	16	TAYLOR	2:15.806	2:15.914	0.108
20	36	BOBBI	24.951	11	YAMAMOTO	1:22.103	11	YAMAMOTO	29.086	20	21	SUNDBERG	2:16.160	2:16.160	0.000
21	7	HACKETT	24.973	23	KOVALAINEN	1:22.257	23	KOVALAINEN	29.196	21	23	KOVALAINEN	2:16.387	2:16.950	0.563
22	33	GIAMMARIA	24.990	20	KUROSAWA	1:22.931	20	KUROSAWA	29.309	22	20	KUROSAWA	2:17.378	2:17.421	0.043
23	21	SUNDBERG	24.991	9	LEE	1:23.379	36	BOBBI	29.568	23	9	LEE	2:17.847	2:19.102	1.255
24	17	GOMMENDY	24.992	32	HO_	1:23.481	33	GIAMMARIA	29.578	24	32	HO_	2:18.459	2:18.918	0.459
25	18	MONTEIRO	25.097	7	HACKETT	1:23.961	9	LEE	29.634	25	36	BOBBI	2:18.656	2:18.835	0.179
26	20	KUROSAWA	25.138	36	BOBBI	1:24.137	32	HO_	29.777	26	7	HACKETT	2:18.777	2:20.128	1.351
27	32	HO_	25.201	33	GIAMMARIA	1:26.034	7	HACKETT	29.843	27	33	GIAMMARIA	2:20.602	2:20.906	0.304
28	22	LEI Kit Meng	25.388	22	LEI Kit Meng	1:26.166	22	LEI Kit Meng	29.999	28	22	LEI Kit Meng	2:21.553	2:21.948	0.395
29	29	MERSZEI	25.526	29	MERSZEI	1:28.673	29	MERSZEI	30.593	29	29	MERSZEI	2:24.792	2:24.792	0.000
												Perfect Lap	2:12.172		

Circuito Da Guia
 Circuit Length = 6.120 kilometre
 Start: 10:30 End: 11:00

MST sports timing



The 48th Macau Grand Prix
SPEED TRAP - FREE PRACTICE 2 - FINISH LINE

POS	NO	CL	DRIVER	NAT	CAR	KPH
1	25		Jonathan COCHET	FRA	Dallara F399 Sodemo Renault	199.6
2	6		Takuma SATO	JPN	Dallara F301 Mugen Honda	199.6
3	10		Pierre KAFFER	GER	Dallara F300 Mugen Honda	199.2
4	27		Bjorn WIRDHEIM	SWE	Dallara F301 Spiess Opel	199.2
5	19		J Paulo de OLIVEIRA	BRA	Dallara F399 Speiss Opel	198.8
6	3		Benoit TRELUYER	FRA	Dallara F301 Mugen Honda	198.1
7	8		Ryo FUKUDA	JPN	Dallara F399 Sodemo Renault	197.4
8	2		Enrico TOCCACELO	ITA	Dallara F300 Speiss Opel	197.0
9	1		Toshihiro KANEISHI	JPN	Dallara F300 Speiss Opel	197.0
10	30		Andy PRIAULX	GBR	Dallara F301 Mugen Honda	196.7
11	15		Derek HAYES	GBR	Dallara F300 Mugen Honda	196.7
12	31		Bruce JOUANNY	FRA	Dallara F301 Mugen Honda	196.0
13	21		Peter SUNDBERG	SWE	Dallara F301 Tomei Nissan	196.0
14	16		Mark TAYLOR	GBR	Dallara F300 Mugen Honda	196.0
15	12		Paolo MONTIN	ITA	Dallara F301 TOM's Toyota	196.0
16	18		Tiago MONTEIRO	POR	Dallara F399 Sodemo Renault	195.6
17	17		Tristan GOMMENDY	FRA	Dallara F399 Sodemo Renault	195.2
18	26		Yuji IDE	JPN	Dallara F399 Sodemo Renault	194.9
19	33		Raffaele GIAMMARIA	ITA	Dallara F300 Mugen Honda	194.5
20	11		Sakon YAMAMOTO	JPN	Dallara F301 TOM's Toyota	194.5
21	9		Marchy LEE	CHN	Dallara F399 Sodemo Renault	194.2
22	23		Heikki KOVALAINEN	FIN	Dallara F301 Sodemo Renault	194.2
23	32		Michael HO	MAC	Dallara F301 Spiess Opel	194.2
24	28		Kousuke MATSUURA	JPN	Dallara F301 Spiess Opel	194.2
25	20		Haruki KUROSAWA	JPN	Dallara F399 Spiess Opel	193.8
26	36		Matteo BOBBI	ITA	Dallara F301 Spiess Opel	193.8
27	7		Peter HACKETT	AUS	Dallara F300 Mugen Honda	192.8
28	22		LEI Kit Meng	MAC	Dallara F301 Sodemo Renault	192.5
29	29		Jo MERSZEI	MAC	Dallara F301 Spiess Opel	191.4



The 48th Macau Grand Prix
SPEED TRAP - FREE PRACTICE 2 - SECTOR 1

(contd.)

POS	NO	CL	DRIVER	NAT	CAR	KPH
1	10		Pierre KAFFER	GER	Dallara F300 Mugen Honda	260.2
2	11		Sakon YAMAMOTO	JPN	Dallara F301 TOM's Toyota	259.6
3	2		Enrico TOCCACELO	ITA	Dallara F300 Speiss Opel	259.6
4	25		Jonathan COCHET	FRA	Dallara F399 Sodemo Renault	258.3
5	30		Andy PRIAULX	GBR	Dallara F301 Mugen Honda	258.3
6	12		Paolo MONTIN	ITA	Dallara F301 TOM's Toyota	258.3
7	27		Bjorn WIRDHEIM	SWE	Dallara F301 Spiess Opel	257.7
8	3		Benoit TRELUYER	FRA	Dallara F301 Mugen Honda	257.7
9	6		Takuma SATO	JPN	Dallara F301 Mugen Honda	257.1
10	31		Bruce JOUANNY	FRA	Dallara F301 Mugen Honda	256.5
11	26		Yuji IDE	JPN	Dallara F399 Sodemo Renault	255.9
12	19		J Paulo de OLIVEIRA	BRA	Dallara F399 Speiss Opel	255.9
13	15		Derek HAYES	GBR	Dallara F300 Mugen Honda	255.3
14	8		Ryo FUKUDA	JPN	Dallara F399 Sodemo Renault	255.3
15	9		Marchy LEE	CHN	Dallara F399 Sodemo Renault	254.7
16	1		Toshihiro KANEISHI	JPN	Dallara F300 Speiss Opel	254.7
17	23		Heikki KOVALAINEN	FIN	Dallara F301 Sodemo Renault	254.1
18	18		Tiago MONTEIRO	POR	Dallara F399 Sodemo Renault	254.1
19	16		Mark TAYLOR	GBR	Dallara F300 Mugen Honda	254.1
20	36		Matteo BOBBI	ITA	Dallara F301 Spiess Opel	253.5
21	28		Kousuke MATSUURA	JPN	Dallara F301 Spiess Opel	252.9
22	7		Peter HACKETT	AUS	Dallara F300 Mugen Honda	252.9
23	33		Raffaele GIAMMARIA	ITA	Dallara F300 Mugen Honda	252.9
24	17		Tristan GOMMENDY	FRA	Dallara F399 Sodemo Renault	252.3
25	21		Peter SUNDBERG	SWE	Dallara F301 Tomei Nissan	250.5
26	20		Haruki KUROSAWA	JPN	Dallara F399 Spiess Opel	250.0
27	32		Michael HO	MAC	Dallara F301 Spiess Opel	249.4
28	22		LEI Kit Meng	MAC	Dallara F301 Sodemo Renault	248.8
29	29		Jo MERSZEI	MAC	Dallara F301 Spiess Opel	246.5



The 48th Macau Grand Prix COMBINED CLASSIFICATION

POS	NO	CL	DRIVER	NAT	CAR	FIRST		SECOND		GAP
						TIME	LAPS	TIME	LAPS	
1	27		Bjorn WIRDHEIM	SWE	Dallara F301 Spiess Opel	2:14.891	17	2:11.983	17	
2	6		Takuma SATO	JPN	Dallara F301 Mugen Honda	2:13.546	15	2:12.062	18	0.079
3	25		Jonathan COCHET	FRA	Dallara F399 Sodemo Renault	2:13.676	15	2:12.212	16	0.229
4	12		Paolo MONTIN	ITA	Dallara F301 TOM's Toyota	2:13.214	15	2:12.432	17	0.449
5	3		Benoit TRELUYER	FRA	Dallara F301 Mugen Honda	2:14.383	12	2:12.487	12	0.504
6	30		Andy PRIAULX	GBR	Dallara F301 Mugen Honda	2:14.375	14	2:12.581	18	0.598
7	28		Kousuke MATSUURA	JPN	Dallara F301 Spiess Opel	2:14.483	17	2:12.718	17	0.735
8	18		Tiago MONTEIRO	POR	Dallara F399 Sodemo Renault	2:13.776	16	2:12.902	18	0.919
9	8		Ryo FUKUDA	JPN	Dallara F399 Sodemo Renault	2:14.047	13	2:12.948	16	0.965
10	10		Pierre KAFFER	GER	Dallara F300 Mugen Honda	2:14.586	14	2:13.108	15	1.125
11	1		Toshihiro KANEISHI	JPN	Dallara F300 Speiss Opel	2:14.042	12	2:13.686	15	1.703
12	26		Yuji IDE	JPN	Dallara F399 Sodemo Renault		0	2:13.715	17	1.732
13	5		Anthony DAVIDSON	GBR	Dallara F301 Mugen Honda	2:13.839	14		0	1.856
14	2		Enrico TOCCACELO	ITA	Dallara F300 Speiss Opel	2:14.894	14	2:13.975	13	1.992
15	15		Derek HAYES	GBR	Dallara F300 Mugen Honda	2:16.039	14	2:13.989	17	2.006
16	31		Bruce JOUANNY	FRA	Dallara F301 Mugen Honda	2:16.426	14	2:14.484	17	2.501
17	19		J Paulo de OLIVEIRA	BRA	Dallara F399 Speiss Opel	2:14.529	15	2:14.556	4	2.546
18	21		Peter SUNDBERG	SWE	Dallara F301 Tomei Nissan	2:17.363	14	2:14.994	15	3.011
19	16		Mark TAYLOR	GBR	Dallara F300 Mugen Honda	15:47.588	3	2:15.439	8	3.456
20	17		Tristan GOMMENDY	FRA	Dallara F399 Sodemo Renault	2:16.643	10	2:15.485	6	3.502
21	20		Haruki KUROSAWA	JPN	Dallara F399 Spiess Opel	2:22.388	4	2:16.041	16	4.058
22	9		Marchy LEE	CHN	Dallara F399 Sodemo Renault	2:16.094	16	2:16.112	17	4.111
23	23		Heikki KOVALAINEN	FIN	Dallara F301 Sodemo Renault	2:16.139	15		0	4.156
24	33		Raffaele GIAMMARIA	ITA	Dallara F300 Mugen Honda		0	2:16.773	17	4.790
25	11		Sakon YAMAMOTO	JPN	Dallara F301 TOM's Toyota	2:17.188	7		0	5.205
26	36		Matteo BOBBI	ITA	Dallara F301 Spiess Opel	2:28.194	5	2:17.393	16	5.410
27	32		Michael HO	MAC	Dallara F301 Spiess Opel	2:18.870	15	2:17.612	14	5.629
28	7		Peter HACKETT	AUS	Dallara F300 Mugen Honda	2:17.726	16	2:18.079	8	5.743
29	22		LEI Kit Meng	MAC	Dallara F301 Sodemo Renault	2:23.472	10	2:19.504	15	7.521
30	29		Jo MERSZEI	MAC	Dallara F301 Spiess Opel	2:26.044	11	2:24.583	15	12.600

QUALIFICATION MAXIMA 2:25.181

Weather / Track : Sunny / Dry

MST Sports Timing

Circuito Da Guia
Circuit Length = 6.1200 km.
Start: 15:00 End: 15:50

Race Director	Stewards	Timekeeper
---------------	----------	------------



The 48th Macau Grand Prix CLASSIFICATION - 2nd QUALIFYING

POS	NO	CL	DRIVER	NAT	CAR	TIME	LAPS	GAP	KPH
1	27		Bjorn WIRDHEIM	SWE	Dallara F301 Spiess Opel	2:11.983	17		166.93
2	6		Takuma SATO	JPN	Dallara F301 Mugen Honda	2:12.062	18	0.079	166.83
3	25		Jonathan COCHET	FRA	Dallara F399 Sodemo Renault	2:12.212	16	0.229	166.64
4	12		Paolo MONTIN	ITA	Dallara F301 TOM's Toyota	2:12.432	17	0.449	166.36
5	3		Benoit TRELUYER	FRA	Dallara F301 Mugen Honda	2:12.487	12	0.504	166.29
6	30		Andy PRIAULX	GBR	Dallara F301 Mugen Honda	2:12.581	18	0.598	166.17
7	28		Kousuke MATSUURA	JPN	Dallara F301 Spiess Opel	2:12.718	17	0.735	166.00
8	18		Tiago MONTEIRO	POR	Dallara F399 Sodemo Renault	2:12.902	18	0.919	165.77
9	8		Ryo FUKUDA	JPN	Dallara F399 Sodemo Renault	2:12.948	16	0.965	165.71
10	10		Pierre KAFFER	GER	Dallara F300 Mugen Honda	2:13.108	15	1.125	165.52
11	1		Toshihiro KANEISHI	JPN	Dallara F300 Speiss Opel	2:13.686	15	1.703	164.80
12	26		Yuji IDE	JPN	Dallara F399 Sodemo Renault	2:13.715	17	1.732	164.76
13	2		Enrico TOCCACELO	ITA	Dallara F300 Speiss Opel	2:13.975	13	1.992	164.44
14	15		Derek HAYES	GBR	Dallara F300 Mugen Honda	2:13.989	17	2.006	164.43
15	31		Bruce JOUANNY	FRA	Dallara F301 Mugen Honda	2:14.484	17	2.501	163.82
16	19		J Paulo de OLIVEIRA	BRA	Dallara F399 Speiss Opel	2:14.556	4	2.573	163.73
17	21		Peter SUNDBERG	SWE	Dallara F301 Tomei Nissan	2:14.994	15	3.011	163.20
18	16		Mark TAYLOR	GBR	Dallara F300 Mugen Honda	2:15.439	8	3.456	162.67
19	17		Tristan GOMMENDY	FRA	Dallara F399 Sodemo Renault	2:15.485	6	3.502	162.61
20	20		Haruki KUROSAWA	JPN	Dallara F399 Spiess Opel	2:16.041	16	4.058	161.95
21	9		Marchy LEE	CHN	Dallara F399 Sodemo Renault	2:16.112	17	4.129	161.86
22	33		Raffaele GIAMMARIA	ITA	Dallara F300 Mugen Honda	2:16.773	17	4.790	161.08
23	36		Matteo BOBBI	ITA	Dallara F301 Spiess Opel	2:17.393	16	5.410	160.35
24	32		Michael HO	MAC	Dallara F301 Spiess Opel	2:17.612	14	5.629	160.10
25	7		Peter HACKETT	AUS	Dallara F300 Mugen Honda	2:18.079	8	6.096	159.56
26	22		LEI Kit Meng	MAC	Dallara F301 Sodemo Renault	2:19.504	15	7.521	157.93
27	29		Jo MERSZEI	MAC	Dallara F301 Spiess Opel	2:24.583	15	12.600	152.38

Weather / Track : Sunny / Dry

MST Sports Timing

 Circuito Da Guia
 Circuit Length = 6.1200 km.
 Start: 15:00 End: 15:50

Race Director	Stewards	Timekeeper
---------------	----------	------------

**The 48th Macau Grand Prix
SECTOR ANALYSIS - 2nd QUALIFYING**

1	Toshihiro KANEISHI		JPN		Dallara F300 Speiss Opel							
1	X:00.000	211.7	1:30.098	29.454	194.5	X:00.000	9 - 25.069	251.1	1:22.907	45.828	2:33.804P	
2	25.092	250.0	1:23.502	49.933		2:38.527P	10 - X:00.000	186.2	1:35.641	31.333	194.5	X:00.000
3	2:31.700	210.1	1:28.896	29.943	193.2	4:30.539	11 - 24.881	252.3	1:21.712	29.323	197.0	2:15.916
4	25.784	244.3	1:22.860	28.882	196.0	2:17.526	12 - 24.744		1:21.246	29.073	193.5	2:15.063
5	24.967	252.9	1:20.409	28.781	195.6	2:14.157	13 - 24.777	255.3	1:33.694	42.402		2:40.873P
6	24.789	255.3	1:30.415	30.075	196.0	2:25.279	14 - 2:49.179	247.1	1:21.407	28.738	197.4	4:39.324
7	25.015	251.1	1:24.023	29.791	196.0	2:18.829	15 - 24.869	254.1	1:19.890	28.927	196.3	2:13.686
8	25.019	251.7	1:27.856	29.595	196.3	2:22.470						
2	Enrico TOCCACELO		ITA		Dallara F300 Speiss Opel							
1	X:00.000	192.5	1:33.386	31.463	192.1	X:00.000	8 - X:00.000	202.2	1:26.978	29.863	196.3	X:00.000
2	25.153	248.2	1:25.513	42.680		2:33.346P	9 - 24.945	251.7	1:20.265	28.765	196.3	2:13.975
3	6:49.751	233.7	1:24.324	29.433	193.8	X:00.000	10 - 24.841	253.5	1:32.745	29.542	196.7	2:27.128
4	24.947	252.9	1:20.957	28.968	196.0	2:14.872	11 - 25.386	251.7	1:26.402	33.379	196.7	2:25.167
5	24.831	253.5	1:20.552	28.832	197.0	2:14.215	12 - 24.888	251.1	1:21.944	28.908	197.0	2:15.740
6	24.562	254.7	1:23.154	31.735	196.0	2:19.451	13 - 25.050	252.3	1:20.424	28.751	196.7	2:14.225
7	24.966	251.7	1:23.833	43.019		2:31.818P						
3	Benoit TRELUYER		FRA		Dallara F301 Mugen Honda							
1	X:00.000	205.7	1:33.480	29.872	193.5	X:00.000	7 - 24.555	256.5	1:20.078	28.489	198.8	2:13.122
2	24.842	252.9	1:24.143	28.902	197.0	2:17.887	8 - 24.449	257.7	1:30.037	44.831		2:39.317P
3	24.672	254.1	1:21.391	31.738	170.3	2:17.801	9 - 4:04.921	215.1	1:35.701	28.920	199.2	X:00.000
4	25.337	239.4	1:26.863	40.887		2:33.087P	10 - 6:56.610	182.7	1:41.818	29.192	196.7	X:00.000
5	2:54.017	203.0	1:30.821	29.491	196.0	4:54.329	11 - 24.478	257.1	1:19.653	28.356	199.2	2:12.487
6	24.679	254.7	1:20.026	28.382	199.2	2:13.087	12 - 24.420	257.7	3:30.966	1:00.534		4:55.920P
5	Anthony DAVIDSON		GBR		Dallara F301 Mugen Honda							
6	Takuma SATO		JPN		Dallara F301 Mugen Honda							
1	X:00.000	234.2	1:28.923	30.864	194.2	X:00.000	10 - 24.689	255.9	1:29.282	30.978	196.3	2:24.949
2	25.017	252.3	1:23.097	28.772	197.0	2:16.886	11 - 24.822	252.9	1:27.378	43.866		2:36.066P
3	24.836	252.9	1:21.017	29.083	192.1	2:14.936	12 - 6:22.378	202.2	1:32.569	37.892	190.8	X:00.000
4	24.894	254.1	1:23.966	40.949		2:29.809P	13 - 25.026	251.7	1:24.544	28.799	196.7	2:18.369
5	2:24.767	167.4	1:29.366	28.904	196.0	4:23.037	14 - 24.677	254.7	1:38.986	29.622	197.4	2:33.285
6	24.784	254.7	1:19.750	28.581	196.3	2:13.115	15 - 24.818	252.9	1:19.471	28.629	195.2	2:12.918
7	24.659	256.5	1:30.301	29.041	198.8	2:24.001	16 - 24.802	253.5	1:19.018	28.604	198.5	2:12.424
8	24.661	255.3	1:20.024	28.920	197.0	2:13.605	17 - 24.692	254.7	1:19.003	28.441	198.5	2:12.136
9	24.565	257.7	1:22.478	32.380	196.0	2:19.423	18 - 24.691	255.9	1:18.937	28.434	198.8	2:12.062
7	Peter HACKETT		AUS		Dallara F300 Mugen Honda							
1	X:00.000	229.7	1:33.146	31.076	188.4	X:00.000	5 - 25.095	252.3	1:24.008	29.585	192.5	2:18.688
2	25.571	246.0	1:25.428	29.968	190.1	2:20.967	6 - 25.170	251.1	1:23.294	29.615	192.5	2:18.079
3	25.480	246.5	1:24.520	29.761	191.4	2:19.761	7 - 25.241	250.0	1:24.484	29.985	192.8	2:19.710
4	25.378	248.8	1:25.250	29.648	192.1	2:20.276	8 - 25.041	252.9	1:24.394	41.802		2:31.237P

**The 48th Macau Grand Prix
SECTOR ANALYSIS - 2nd QUALIFYING**

(contd.)

8	Ryo FUKUDA			JPN	Dallara F399 Sodemo Renault								
1	X:00.000	212.5	1:31.331	30.484	191.8	X:00.000	9	24.776	255.3	1:19.900	28.816	196.7	2:13.492
2	24.997	254.7	1:25.860	29.409	197.0	2:20.266	10	24.700	258.3	1:31.797	45.277		2:41.774P
3	24.631	252.9	1:21.445	46.944		2:33.020P	11	9:42.015	220.4	1:29.138	30.132	197.0	X:00.000
4	2:27.673		1:31.979	29.647	194.9	4:29.299	12	24.521	258.9	1:27.502	29.391	197.4	2:21.414
5	24.867	254.7	1:23.808	34.120	194.9	2:22.795	13	24.386		1:26.072	32.824	197.4	2:23.282
6	25.161	197.4	1:47.561	29.783	194.2	2:42.505	14	24.713	255.3	1:19.707	28.739	196.7	2:13.159
7	24.635	204.9	1:23.759	30.527	195.6	2:18.921	15	25.493	216.4	1:34.088	35.618	196.7	2:35.199
8	24.616	257.1	1:19.680	28.652	197.8	2:12.948	16	25.043	216.8	1:36.239	36.227	164.1	2:37.509
9	Marchy LEE			CHN	Dallara F399 Sodemo Renault								
1	X:00.000	182.1	1:32.764	30.511	190.1	X:00.000	10	25.225	251.1	1:28.676	43.178		2:37.079P
2	25.450	247.7	1:23.294	29.718	192.5	2:18.462	11	X:00.000	206.8	1:28.478	30.267	190.8	X:00.000
3	25.297	248.8	1:22.318	29.788	190.1	2:17.403	12	25.013	254.7	1:22.637	29.366	195.6	2:17.016
4	25.273	250.5	1:22.495	29.649	192.5	2:17.417	13	24.736	256.5	1:24.944	29.510	193.5	2:19.190
5	25.227	251.1	1:21.738	29.364	192.1	2:16.329	14	25.079	251.7	1:26.102	31.143	192.1	2:22.324
6	25.209	251.1	1:26.517	31.659	190.8	2:23.385	15	25.069	252.3	1:22.050	29.359	193.8	2:16.478
7	25.227	251.1	1:21.718	29.717	187.1	2:16.662	16	24.859	255.3	1:22.324	29.285	194.9	2:16.468
8	25.330	251.7	1:21.835	29.546	192.1	2:16.711	17	24.719	251.7	1:22.078	29.315	193.2	2:16.112
9	25.198	251.1	1:21.938	29.558	191.1	2:16.694							
10	Pierre KAFFER			GER	Dallara F300 Mugen Honda								
1	X:00.000	212.5	1:31.865	30.006	193.5	X:00.000	9	24.967	251.7	1:41.780	29.677	196.3	2:36.424
2	25.144	251.1	1:23.753	29.206	195.2	2:18.103	10	9:04.666	246.0	1:24.911	29.144	198.5	X:00.000
3	25.040	253.5	1:21.055	29.001	196.7	2:15.096	11	24.894	252.3	1:19.603	28.611	198.5	2:13.108
4	25.039	251.7	1:20.936	28.846	197.0	2:14.821	12	24.731	255.3	1:32.094	30.899	197.4	2:27.724
5	24.978	252.3	1:20.348	28.980	196.7	2:14.306	13	24.922	252.9	1:20.048	28.686	197.8	2:13.656
6	24.962	252.9	2:13.155	41.688		3:19.805P	14	24.742		1:19.740	28.647	198.8	2:13.129
7	3:59.777	183.6	1:41.013	30.923	193.5	X:00.000	15	24.934	252.3	1:46.922	29.344	149.1	2:41.200
8	25.114	251.1	1:21.586	28.614	197.0	2:15.314							
11	Sakon YAMAMOTO			JPN	Dallara F301 TOM's Toyota								
12	Paolo MONTIN			ITA	Dallara F301 TOM's Toyota								
1	X:00.000	182.1	1:35.175	30.806	191.8	X:00.000	10	3:38.620	217.7	1:33.952	29.244	195.6	X:00.000
2	25.660	240.5	1:26.506	29.076	196.3	2:21.242	11	24.720	257.1	1:31.883	28.627	193.8	2:25.230
3	24.758	252.9	1:21.728	28.790	195.6	2:15.276	12	6:10.317	191.8	1:31.075	30.275	197.0	X:00.000
4	24.615	258.3	1:20.509	28.807	196.7	2:13.931	13	24.550	258.3	1:20.047	28.376	198.5	2:12.973
5	24.537	260.2	1:20.602	28.703	195.2	2:13.842	14	24.474	258.9	1:19.433	28.525	198.5	2:12.432
6	24.567	260.2	1:24.825	31.530	195.2	2:20.922	15	24.481	258.9	1:19.965	28.773	193.8	2:13.219
7	24.632	258.9	1:20.592	28.747	196.3	2:13.971	16	24.468	260.8	1:21.538	28.477	199.6	2:14.483
8	24.519	259.6	1:20.402	28.619	197.0	2:13.540	17	24.318	260.8	1:20.603	29.023	194.2	2:13.944
9	24.439	260.8	1:25.723	47.195		2:37.357P							

**The 48th Macau Grand Prix
SECTOR ANALYSIS - 2nd QUALIFYING**

(contd.)


15	Derek HAYES		GBR		Dallara F300 Mugen Honda			
1	X:00.000 216.4	1:29.722	30.086 193.8	X:00.000	10 - 24.950 252.9	1:28.121	30.766 194.2	2:23.837
2	25.104 250.5	1:21.944	29.274 194.2	2:16.322	11 - 25.285 253.5	1:27.509	44.297	2:37.091P
3	25.034 251.7	1:21.021	29.174 194.2	2:15.229	12 - 7:01.702 241.6	1:29.337	29.448 195.6	X:00.000
4	25.045 252.3	1:21.668	29.458 193.8	2:16.171	13 - 24.868 252.9	1:22.897	29.466 197.0	2:17.231
5	25.057 252.3	1:22.452	48.399	2:35.908P	14 - 24.889 252.9	2:00.017	30.182 194.5	2:55.088
6	2:24.528 248.8	1:22.475	29.189 194.5	4:16.192	15 - 25.108 251.1	1:30.672	29.064 197.0	2:24.844
7	25.015 252.3	1:25.566	29.321 195.6	2:19.902	16 - 24.937 252.3	1:20.653	28.870 196.3	2:14.460
8	25.589 246.0	1:20.551	29.072 196.0	2:15.212	17 - 24.957 252.3	1:19.833	29.199 196.0	2:13.989
9	24.720 255.9	1:23.481	30.490 194.2	2:18.691				
16	Mark TAYLOR		GBR		Dallara F300 Mugen Honda			
1	X:00.000 173.6	1:38.734	31.177	X:00.000	5 - 25.074 203.3	1:22.157	28.965 195.2	2:16.196
2	25.605 247.1	1:25.583	29.562 193.2	2:20.750	6 - 25.060 252.3	1:21.274	29.105 194.9	2:15.439
3	25.636 232.7	1:25.083	29.311 195.6	2:20.030	7 - 24.786 255.3	1:21.740	29.053 195.2	2:15.579
4	25.072 251.1	1:21.688	29.045 194.9	2:15.805	8 - 24.902 253.5	1:26.013	40.681	2:31.596P
17	Tristan GOMMENDY		FRA		Dallara F399 Sodemo Renault			
1	X:00.000 190.4	1:42.588	31.921 190.1	X:00.000	4 - 25.052 251.7	1:22.053	28.869 196.3	2:15.974
2	25.563 244.8	1:26.762	29.234 192.1	2:21.559	5 - 25.004 252.3	1:21.555	28.926 196.3	2:15.485
3	25.165 249.4	1:22.972	29.049 195.2	2:17.186	6 - 24.950 253.5	1:22.666	29.123 196.3	2:16.739
18	Tiago MONTEIRO		POR		Dallara F399 Sodemo Renault			
1	X:00.000 208.4	1:35.266	30.580 190.4	X:00.000	10 - 24.770 255.3	1:27.580	30.451 196.3	2:22.801
2	24.973 250.0	1:22.185	29.264 192.1	2:16.422	11 - 24.575 254.7	1:26.828	29.721 195.6	2:21.124
3	25.154 251.1	1:23.339	29.510 194.5	2:18.003	12 - 6:21.050 197.4	1:32.411	31.997 194.9	X:00.000
4	25.173 250.0	1:20.491	28.879 195.6	2:14.543	13 - 24.805 255.3	1:23.150	28.744 195.6	2:16.699
5	25.137 251.1	1:19.831	32.340 193.2	2:17.308	14 - 24.853 253.5	1:19.602	28.589 198.1	2:13.044
6	25.515 254.1	1:23.088	42.828	2:31.431P	15 - 24.789 254.1	1:36.750	29.563 197.0	2:31.102
7	3:37.966 191.8	1:36.294	31.376 194.2	X:00.000	16 - 24.976 252.3	1:19.619	28.576 197.8	2:13.171
8	25.018 251.7	1:20.077	28.786 195.6	2:13.881	17 - 24.879 252.3	1:19.540	28.483 197.0	2:12.902
9	24.873 254.1	1:20.763	29.568 196.3	2:15.204	18 - 24.901 252.3	1:19.944	28.582 196.7	2:13.427
19	J Paulo de OLIVEIRA		BRA		Dallara F399 Spiess Opel			
1	X:00.000 210.5	1:30.332	46.678	X:00.000P	3 - 24.979 251.1	1:20.690	28.887 197.4	2:14.556
2	3:07.251 197.4	1:27.530	29.448 197.0	X:00.000	4 - 24.938 251.1	1:20.372	47.922	2:33.232P
20	Haruki KUROSAWA		JPN		Dallara F399 Spiess Opel			
1	X:00.000 190.4	1:38.621	31.540 188.4	X:00.000	9 - 25.328 247.7	1:27.789	47.211	2:40.328P
2	26.749 239.4	1:27.768	30.046 191.1	2:24.563	10 - 3:08.314 232.2	1:32.543	30.329 190.8	X:00.000
3	25.541 244.8	1:24.458	29.790 191.1	2:19.789	11 - 7:37.070 241.6	1:26.179	29.509 193.5	X:00.000
4	25.236 248.8	1:27.348	29.893 190.4	2:22.477	12 - 24.889 252.9	1:23.070	29.371 194.2	2:17.330
5	25.268 248.2	1:23.148	29.612 192.1	2:18.028	13 - 24.845 252.9	1:32.625	29.569 193.5	2:27.039
6	25.210 245.4	1:37.785	30.065 191.8	2:33.060	14 - 24.903 251.7	1:22.778	29.218 193.8	2:16.899
7	25.153 250.0	1:30.231	29.672 192.5	2:25.056	15 - 25.067 250.0	1:23.216	29.353 194.9	2:17.636
8	25.595 247.7	1:25.972	30.098 193.2	2:21.665	16 - 25.055 250.0	1:21.936	29.050 195.2	2:16.041



The 48th Macau Grand Prix
SECTOR ANALYSIS - 2nd QUALIFYING

(contd.)

21	Peter SUNDBERG		SWE		Dallara F301 Tomei Nissan			
1	-X:00.000	1:35.237	31.356 190.1	X:00.000	9 - 25.391 245.4	1:28.293	48.882	2:42.566P
2	- 25.494 245.4	1:28.870	50.582	2:44.946P	10 - X:00.000 225.4	1:40.711	41.479 193.5	X:00.000
3	- 4:07.963 205.7	1:29.169	31.230 193.2	X:00.000	11 - 25.390 249.4	1:22.118	28.982 196.3	2:16.490
4	- 25.387 242.1	1:23.337	29.272 194.5	2:17.996	12 - 25.290 246.0	1:26.083	29.088 196.0	2:20.461
5	- 25.996 242.6	1:25.589	42.943 192.8	2:34.528	13 - 25.268 247.1	1:21.535	29.002 196.3	2:15.805
6	- 25.560 244.3	1:22.334	29.223 194.2	2:17.117	14 - 25.268 247.1	1:24.131	29.462 197.0	2:18.861
7	- 25.458 244.3	1:21.882	29.152 194.9	2:16.492	15 - 25.419 244.8	1:20.782	28.793 196.3	2:14.994
8	- 25.422 246.0	1:21.415	29.033 195.6	2:15.870				
22	LEI Kit Meng		MAC		Dallara F301 Sodemo Renault			
1	-X:00.000 183.6	1:38.885	31.826 184.3	X:00.000	9 - 26.527 225.4	1:33.465	31.747 161.9	2:31.739
2	- 26.686 237.8	1:30.093	30.349 191.1	2:27.128	10 - 26.044 248.8	1:28.044	29.986 191.8	2:24.074
3	- 25.333 247.1	2:25.396	30.604 186.5	3:21.333	11 - 6:22.546 183.0	1:42.569	30.789 189.8	X:00.000
4	- 25.486 247.7	1:26.492	31.326 190.1	2:23.304	12 - 25.320 249.4	1:25.161	30.296 192.5	2:20.777
5	- 25.385 248.8	1:25.793	29.798 193.2	2:20.976	13 - 25.193 250.0	1:32.564	30.268 192.1	2:28.025
6	- 25.262 249.4	1:25.213	29.841 193.5	2:20.316	14 - 25.233 248.2	1:24.737	29.534 194.5	2:19.504
7	- 25.891	1:36.960	43.940	2:46.791P	15 - 25.186 249.4	2:04.404	44.153	3:13.743P
8	- 2:20.758 222.2	1:35.802	32.927 188.8	4:29.487				
23	Heikki KOVALAINEN		FIN		Dallara F301 Sodemo Renault			
25	Jonathan COCHET		FRA		Dallara F399 Sodemo Renault			
1	-X:00.000 211.7	1:32.833	30.716 191.8	X:00.000	9 - 24.943 252.9	1:20.169	29.083 197.0	2:14.195
2	- 25.129 250.5	1:25.819	29.782 194.9	2:20.730	10 - 24.825 254.1	1:20.801	29.040 198.5	2:14.666
3	- 24.570 251.7	1:21.917	29.038 196.0	2:15.525	11 - 24.921 253.5	1:29.211	43.366	2:37.498P
4	- 25.005 252.3	1:22.656	42.815	2:30.476P	12 - 7:19.135 212.5	1:25.243	29.029 197.4	X:00.000
5	- 2:26.980 202.6	1:33.362	29.565 196.0	4:29.907	13 - 25.098 250.5	1:19.238	28.562 198.5	2:12.898
6	- 25.012 252.3	1:20.454	28.733 196.0	2:14.199	14 - 24.946 252.3	1:18.821	28.445 198.1	2:12.212
7	- 24.721 256.5	1:23.951	29.163 196.7	2:17.835	15 - 24.942 252.3	1:42.117	49.613	2:56.672P
8	- 24.809 254.1	1:19.830	28.495 196.7	2:13.134	16 - 1:38.610 228.3	1:56.545	38.021 176.7	4:13.176
26	Yuji IDE		JPN		Dallara F399 Sodemo Renault			
1	-X:00.000 202.2	1:39.618	32.118 183.6	X:00.000	10 - 4:54.145 236.8	1:31.748	29.818 192.1	X:00.000
2	- 27.135 242.1	1:28.523	29.947 191.4	2:25.605	11 - 7:02.257 248.2	1:48.344	30.742 196.0	X:00.000
3	- 25.048 252.3	1:23.268	29.495 194.5	2:17.811	12 - 24.672 256.5	1:21.972	28.973 197.0	2:15.617
4	- 24.957 253.5	1:22.024	29.025 195.6	2:16.006	13 - 24.395 259.6	1:20.679	28.681 197.4	2:13.755
5	- 24.879 254.1	1:21.782	29.227 193.5	2:15.888	14 - 24.770 254.7	1:33.832	29.891 196.0	2:28.493
6	- 24.645 257.7	1:21.358	29.009 193.5	2:15.012	15 - 24.708 256.5	1:20.372	28.928 196.0	2:14.008
7	- 24.818 256.5	1:21.412	28.862 195.6	2:15.092	16 - 24.745 255.9	1:20.434	28.541 197.8	2:13.720
8	- 24.696 256.5	1:23.830	29.279 194.5	2:17.805	17 - 24.771 255.3	1:20.161	28.783 197.4	2:13.715
9	- 24.852 255.3	1:25.123	43.624	2:33.599P				



The 48th Macau Grand Prix
SECTOR ANALYSIS - 2nd QUALIFYING

(contd.)

27		Bjorn WIRDHEIM		SWE		Dallara F301 Spiess Opel						
1	X:00.000	230.2	1:31.882	33.650	193.8	X:00.000	10 - 3:31.519	236.3	1:30.075	29.079	197.0	X:00.000
2	25.027	251.1	1:23.954	31.827	197.4	2:20.808	11 - 24.930	251.1	1:32.611	29.492	197.4	2:27.033
3	24.617	255.9	1:23.522	29.301	196.3	2:17.440	12 - 6:29.245	247.1	1:22.382	28.801	199.2	X:00.000
4	24.954	254.1	1:23.712	28.692	197.8	2:17.358	13 - 24.725	253.5	1:19.076	28.691	198.8	2:12.492
5	24.804	253.5	1:20.141	29.296	194.9	2:14.241	14 - 24.534	253.5	1:19.042	28.407	199.6	2:11.983
6	24.748	253.5	1:19.883	28.706	198.1	2:13.337	15 - 24.704	252.9	1:29.585	28.703	198.8	2:22.992
7	24.807	252.9	1:24.062	28.808	198.5	2:17.677	16 - 24.830	252.3	1:20.093	28.544	199.6	2:13.467
8	24.821	252.3	1:20.923	28.972	198.1	2:14.716	17 - 24.777	252.3	2:02.731	42.647		3:10.155P
9	24.770	252.9	1:20.259	41.430		2:26.459P						
28		Kousuke MATSUURA		JPN		Dallara F301 Spiess Opel						
1	X:00.000	197.8	1:38.452	30.900	189.4	X:00.000	10 - 25.238	248.8	1:28.861	29.140	195.2	2:23.239
2	25.775	223.6	1:24.488	29.837	191.4	2:20.100	11 - 7:34.548	242.1	1:23.413	28.997	194.9	X:00.000
3	25.085	250.5	1:21.304	29.359	194.5	2:15.748	12 - 25.119	249.4	1:19.682	28.522	195.6	2:13.323
4	24.873	252.3	1:24.929	29.071	194.5	2:18.873	13 - 25.070	250.0	1:19.179	28.469	196.0	2:12.718
5	25.033	251.1	1:19.961	29.048	194.2	2:14.042	14 - 24.992	251.1	1:29.152	29.049	195.6	2:23.193
6	24.964	252.3	1:21.956	28.932	196.0	2:15.852	15 - 25.107	250.0	1:19.523	28.580	196.3	2:13.210
7	25.024	251.1	1:20.375	28.980	194.9	2:14.379	16 - 24.967	250.5	1:24.679	29.895	196.3	2:19.541
8	25.007	251.7	1:23.790	42.772		2:31.569P	17 - 25.047	250.0	1:19.602	28.638	194.2	2:13.287
9	4:44.837	198.5	1:26.357	29.746	192.1	X:00.000						
29		Jo MERSZEI		MAC		Dallara F301 Spiess Opel						
1	X:00.000	162.6	1:38.950	38.246	182.7	X:00.000	9 - 25.758	244.3	1:41.280	46.456		2:53.494P
2	26.614	240.0	1:34.059	31.101	188.4	2:31.774	10 - 6:49.387	216.0	1:39.305	32.551	189.4	X:00.000
3	25.829	244.3	1:29.613	31.064	190.1	2:26.506	11 - 26.011	244.3	1:31.620	30.790	189.4	2:28.421
4	25.811	245.4	1:45.266	48.030		2:59.107P	12 - 25.467	247.7	1:35.826	36.171	190.4	2:37.464
5	4:27.539	184.9	1:40.153	33.251	187.1	X:00.000	13 - 25.520	244.8	1:33.916	31.366	190.1	2:30.802
6	25.883	244.3	1:33.294	32.696	188.8	2:31.873	14 - 25.505	247.1	1:28.202	30.876	191.8	2:24.583
7	25.545	248.2	1:29.590	30.982	189.8	2:26.117	15 - 27.173	214.2	1:43.315	48.517		2:59.005P
8	25.540	247.1	1:36.957	35.933	189.4	2:38.430						
30		Andy PRIAULX		GBR		Dallara F301 Mugen Honda						
1	X:00.000	228.3	1:31.254	30.346	193.5	X:00.000	10 - 24.781	255.3	1:19.998	28.787	195.2	2:13.566
2	24.969	252.3	1:21.865	29.104	194.5	2:15.938	11 - 24.696	255.9	1:20.630	39.107		2:24.433P
3	24.832	254.1	1:20.987	29.156	193.5	2:14.975	12 - X:00.000	235.2	1:26.871	30.663	195.2	X:00.000
4	24.842	255.3	1:22.593	30.021	196.3	2:17.456	13 - 24.659	256.5	1:20.013	28.741	196.3	2:13.413
5	24.729	255.3	1:23.970	29.717	196.0	2:18.416	14 - 24.549	257.1	1:19.993	28.638	197.0	2:13.180
6	24.702	256.5	1:20.939	29.192	192.8	2:14.833	15 - 24.465	257.7	1:26.596	29.918	198.1	2:20.979
7	24.720	257.1	1:25.083	29.134	194.5	2:18.937	16 - 24.351	256.5	1:28.303	29.298	197.0	2:21.952
8	24.803	254.7	1:21.447	28.942	193.5	2:15.192	17 - 24.634	255.3	1:19.541	28.406	198.1	2:12.581
9	24.806	255.3	1:20.313	28.860	194.5	2:13.979	18 - 24.538	257.1	1:21.564	28.761	196.3	2:14.863

**The 48th Macau Grand Prix
SECTOR ANALYSIS - 2nd QUALIFYING**

(contd.)

31	Bruce JOUANNY			FRA	Dallara F301 Mugen Honda				
1	X:00.000 233.2	1:32.428	30.658 191.1	X:00.000	10 - 24.741 255.3	1:28.850	43.988		2:37.579P
2	24.963 252.9	1:26.328	29.949 193.2	2:21.240	11 - 8:24.473 160.4	1:28.718	29.846 195.6		X:00.000
3	24.883	1:26.153	44.882	2:35.918P	12 - 24.726 255.3	1:21.476	28.973 196.3		2:15.175
4	3:27.404 178.2	1:30.570	29.818 195.2	X:00.000	13 - 24.618 256.5	1:21.032	28.873 198.1		2:14.523
5	24.729 255.3	1:22.715	29.163 195.2	2:16.607	14 - 24.611 256.5	1:24.968	30.470 196.7		2:20.049
6	24.687 256.5	1:22.345	29.257 196.0	2:16.289	15 - 24.654 256.5	1:20.955	28.875 197.0		2:14.484
7	24.563 257.7	1:25.512	30.714 196.3	2:20.789	16 - 24.586 256.5	1:21.426	29.191 196.3		2:15.203
8	24.646 256.5	1:25.005	31.173 196.0	2:20.824	17 - 24.593 257.1	1:21.115	28.970 196.7		2:14.678
9	24.599 257.1	1:21.891	29.184 196.0	2:15.674					
32	Michael HO			MAC	Dallara F301 Spiess Opel				
1	X:00.000 218.6	1:39.991	43.361	X:00.000P	8 - 25.392 248.2	1:27.993	40.217		2:33.602P
2	2:42.310 222.2	1:29.577	30.562 188.4	4:42.449	9 - 8:25.848 206.1	1:34.339	31.983 162.8		X:00.000
3	26.226 241.0	1:25.961	30.385 190.1	2:22.572	10 - 28.459 240.5	1:25.011	29.735 192.8		2:23.205
4	25.930 243.2	1:25.155	30.116 191.8	2:21.201	11 - 25.439 246.5	1:24.124	29.491 194.5		2:19.054
5	25.639 245.4	1:24.476	29.916 191.1	2:20.031	12 - 25.258 248.2	1:23.213	29.764 194.5		2:18.235
6	25.389 247.1	1:23.790	29.794 192.8	2:18.973	13 - 25.101 250.5	1:23.155	29.356 194.5		2:17.612
7	25.428 247.1	1:23.628	29.702 192.5	2:18.758	14 - 25.231 247.1	1:23.610	29.493 191.4		2:18.334
33	Raffaele GIAMMARIA			ITA	Dallara F300 Mugen Honda				
1	X:00.000 171.9	1:40.678	31.492 188.8	X:00.000	10 - 2:58.223 211.3	1:37.158	30.327 194.2		X:00.000
2	25.588 246.0	1:30.877	30.679 190.8	2:27.144	11 - 8:18.209 233.7	1:29.059	30.286		X:00.000
3	25.355 248.8	1:27.304	29.861 192.8	2:22.520	12 - 24.859 252.9	1:23.611	29.490 195.6		2:17.960
4	25.276 250.0	1:25.853	29.706 193.5	2:20.835	13 - 24.870 251.7	1:22.809	29.273 195.2		2:16.952
5	25.182 251.1	1:24.718	29.609 194.2	2:19.509	14 - 24.942 252.3	1:27.207	31.006 194.2		2:23.155
6	25.092 252.3	1:24.141	29.456 193.5	2:18.689	15 - 24.934 252.9	1:23.337	29.252 196.0		2:17.523
7	25.020 252.9	1:24.532	29.663 194.5	2:19.215	16 - 24.951 251.7	1:22.445	29.377 196.0		2:16.773
8	24.843 252.9	1:23.623	30.595 194.5	2:19.061	17 - 25.016	1:23.327	29.383 194.5		2:17.726
9	25.268 184.3	1:35.428	45.483	2:46.179P					
36	Matteo BOBBI			ITA	Dallara F301 Spiess Opel				
1	X:00.000 193.8	1:32.792	30.785 188.8	X:00.000	9 - 25.267 250.0	1:23.966	29.305 193.2		2:18.538
2	25.646 246.0	1:29.016	30.831 188.4	2:25.493	10 - 26.089 243.2	1:29.242	30.748 192.8		2:26.079
3	25.295 251.1	1:27.112	29.952 191.1	2:22.359	11 - 8:16.906 217.3	1:37.183	31.453 192.1		X:00.000
4	25.284 251.1	1:33.445	33.229 192.1	2:31.958	12 - 25.247 250.0	1:23.297	29.186 194.2		2:17.730
5	26.025 242.6	1:31.211	50.616	2:47.852P	13 - 25.131 251.1	1:35.486	30.798 193.5		2:31.415
6	2:59.860 209.3	1:33.971	31.431 190.4	X:00.000	14 - 25.308 248.2	1:23.012	29.182 194.5		2:17.502
7	25.339 250.0	1:23.926	29.548 190.8	2:18.813	15 - 25.663 186.2	1:30.092	29.402 194.2		2:25.157
8	25.351 249.4	1:23.947	29.484 192.1	2:18.782	16 - 25.233 249.4	1:22.870	29.290 194.2		2:17.393

The 48th Macau Grand Prix

BEST SECTOR TIMES

SECTOR 1				SECTOR 2				SECTOR 3				IDEAL / BEST COMPARISON			
POS	NO	NAME	TIME	NO	NAME	TIME	NO	NAME	TIME	POS	NO	NAME	IDEAL	BEST	DIFF
1	12	MONTIN	24.318	25	COCHET	1:18.821	3	TRELUYER	28.356	1	25	COCHET	2:11.836	2:12.212	0.376
2	30	PRIAULX	24.351	6	SATO	1:18.937	12	MONTIN	28.376	2	6	SATO	2:11.936	2:12.062	0.126
3	8	FUKUDA	24.386	27	WIRDHEIM	1:19.042	30	PRIAULX	28.406	3	27	WIRDHEIM	2:11.983	2:11.983	0.000
4	26	IDE	24.395	28	MATSUURA	1:19.179	27	WIRDHEIM	28.407	4	12	MONTIN	2:12.127	2:12.432	0.305
5	3	TRELUYER	24.420	12	MONTIN	1:19.433	6	SATO	28.434	5	30	PRIAULX	2:12.298	2:12.581	0.283
6	27	WIRDHEIM	24.534	18	MONTEIRO	1:19.540	25	COCHET	28.445	6	3	TRELUYER	2:12.429	2:12.487	0.058
7	2	TOCCACELO	24.562	30	PRIAULX	1:19.541	28	MATSUURA	28.469	7	28	MATSUURA	2:12.521	2:12.718	0.197
8	31	JOUANNY	24.563	10	KAFFER	1:19.603	18	MONTEIRO	28.483	8	18	MONTEIRO	2:12.598	2:12.902	0.304
9	6	SATO	24.565	3	TRELUYER	1:19.653	26	IDE	28.541	9	8	FUKUDA	2:12.718	2:12.948	0.230
10	25	COCHET	24.570	8	FUKUDA	1:19.680	10	KAFFER	28.611	10	10	KAFFER	2:12.945	2:13.108	0.163
11	18	MONTEIRO	24.575	15	HAYES	1:19.833	8	FUKUDA	28.652	11	26	IDE	2:13.097	2:13.715	0.618
12	9	LEE	24.719	1	KANEISHI	1:19.890	1	KANEISHI	28.738	12	1	KANEISHI	2:13.372	2:13.686	0.314
13	15	HAYES	24.720	26	IDE	1:20.161	2	TOCCACELO	28.751	13	15	HAYES	2:13.423	2:13.989	0.566
14	10	KAFFER	24.731	2	TOCCACELO	1:20.265	21	SUNDBERG	28.793	14	2	TOCCACELO	2:13.578	2:13.975	0.397
15	1	KANEISHI	24.744	19	OLIVEIRA	1:20.372	17	GOMMENDY	28.869	15	19	OLIVEIRA	2:14.197	2:14.556	0.359
16	16	TAYLOR	24.786	21	SUNDBERG	1:20.782	15	HAYES	28.870	16	31	JOUANNY	2:14.391	2:14.484	0.093
17	33	GIAMMARIA	24.843	31	JOUANNY	1:20.955	31	JOUANNY	28.873	17	21	SUNDBERG	2:14.843	2:14.994	0.151
18	20	KUROSAWA	24.845	16	TAYLOR	1:21.274	19	OLIVEIRA	28.887	18	16	TAYLOR	2:15.025	2:15.439	0.414
19	28	MATSUURA	24.873	17	GOMMENDY	1:21.555	16	TAYLOR	28.965	19	17	GOMMENDY	2:15.374	2:15.485	0.111
20	19	OLIVEIRA	24.938	9	LEE	1:21.718	20	KUROSAWA	29.050	20	9	LEE	2:15.722	2:16.112	0.390
21	17	GOMMENDY	24.950	20	KUROSAWA	1:21.936	36	BOBBI	29.182	21	20	KUROSAWA	2:15.831	2:16.041	0.210
22	7	HACKETT	25.041	33	GIAMMARIA	1:22.445	33	GIAMMARIA	29.252	22	33	GIAMMARIA	2:16.540	2:16.773	0.233
23	32	HO_	25.101	36	BOBBI	1:22.870	9	LEE	29.285	23	36	BOBBI	2:17.183	2:17.393	0.210
24	36	BOBBI	25.131	32	HO_	1:23.155	32	HO_	29.356	24	32	HO_	2:17.612	2:17.612	0.000
25	22	LEI Kit Meng	25.186	7	HACKETT	1:23.294	22	LEI Kit Meng	29.534	25	7	HACKETT	2:17.920	2:18.079	0.159
26	21	SUNDBERG	25.268	22	LEI Kit Meng	1:24.737	7	HACKETT	29.585	26	22	LEI Kit Meng	2:19.457	2:19.504	0.047
27	29	MERSZEI	25.467	29	MERSZEI	1:28.202	29	MERSZEI	30.790	27	29	MERSZEI	2:24.459	2:24.583	0.124
													Perfect Lap	2:11.495	

Circuito Da Guia
Circuit Length = 6.120 kilometre
Start: 15:00 End: 15:45

MST sports timing



The 48th Macau Grand Prix
SPEED TRAP - 2nd QUALIFYING - FINISH LINE

POS	NO	CL	DRIVER	NAT	CAR	KPH
1	12		Paolo MONTIN	ITA	Dallara F301 TOM's Toyota	199.6
2	27		Bjorn WIRDHEIM	SWE	Dallara F301 Spiess Opel	199.6
3	3		Benoit TRELUYER	FRA	Dallara F301 Mugen Honda	199.2
4	10		Pierre KAFFER	GER	Dallara F300 Mugen Honda	198.8
5	6		Takuma SATO	JPN	Dallara F301 Mugen Honda	198.8
6	25		Jonathan COCHET	FRA	Dallara F399 Sodemo Renault	198.5
7	30		Andy PRIAULX	GBR	Dallara F301 Mugen Honda	198.1
8	18		Tiago MONTEIRO	POR	Dallara F399 Sodemo Renault	198.1
9	31		Bruce JOUANNY	FRA	Dallara F301 Mugen Honda	198.1
10	26		Yuji IDE	JPN	Dallara F399 Sodemo Renault	197.8
11	8		Ryo FUKUDA	JPN	Dallara F399 Sodemo Renault	197.8
12	1		Toshihiro KANEISHI	JPN	Dallara F300 Speiss Opel	197.4
13	19		J Paulo de OLIVEIRA	BRA	Dallara F399 Speiss Opel	197.4
14	21		Peter SUNDBERG	SWE	Dallara F301 Tomei Nissan	197.0
15	15		Derek HAYES	GBR	Dallara F300 Mugen Honda	197.0
16	2		Enrico TOCCACELO	ITA	Dallara F300 Speiss Opel	197.0
17	28		Kousuke MATSUURA	JPN	Dallara F301 Spiess Opel	196.3
18	17		Tristan GOMMENDY	FRA	Dallara F399 Sodemo Renault	196.3
19	33		Raffaele GIAMMARIA	ITA	Dallara F300 Mugen Honda	196.0
20	9		Marchy LEE	CHN	Dallara F399 Sodemo Renault	195.6
21	16		Mark TAYLOR	GBR	Dallara F300 Mugen Honda	195.6
22	20		Haruki KUROSAWA	JPN	Dallara F399 Spiess Opel	195.2
23	36		Matteo BOBBI	ITA	Dallara F301 Spiess Opel	194.5
24	22		LEI Kit Meng	MAC	Dallara F301 Sodemo Renault	194.5
25	32		Michael HO	MAC	Dallara F301 Spiess Opel	194.5
26	7		Peter HACKETT	AUS	Dallara F300 Mugen Honda	192.8
27	29		Jo MERSZEI	MAC	Dallara F301 Spiess Opel	191.8



The 48th Macau Grand Prix
SPEED TRAP - 2nd QUALIFYING - SECTOR 1

(contd.)

POS	NO	CL	DRIVER	NAT	CAR	KPH
1	12		Paolo MONTIN	ITA	Dallara F301 TOM's Toyota	263.4
2	26		Yuji IDE	JPN	Dallara F399 Sodemo Renault	259.6
3	8		Ryo FUKUDA	JPN	Dallara F399 Sodemo Renault	258.9
4	30		Andy PRIAULX	GBR	Dallara F301 Mugen Honda	257.7
5	6		Takuma SATO	JPN	Dallara F301 Mugen Honda	257.7
6	3		Benoit TRELUYER	FRA	Dallara F301 Mugen Honda	257.7
7	31		Bruce JOUANNY	FRA	Dallara F301 Mugen Honda	257.7
8	9		Marchy LEE	CHN	Dallara F399 Sodemo Renault	256.5
9	25		Jonathan COCHET	FRA	Dallara F399 Sodemo Renault	256.5
10	15		Derek HAYES	GBR	Dallara F300 Mugen Honda	255.9
11	27		Bjorn WIRDHEIM	SWE	Dallara F301 Spiess Opel	255.9
12	10		Pierre KAFFER	GER	Dallara F300 Mugen Honda	255.3
13	18		Tiago MONTEIRO	POR	Dallara F399 Sodemo Renault	255.3
14	1		Toshihiro KANEISHI	JPN	Dallara F300 Speiss Opel	255.3
15	16		Mark TAYLOR	GBR	Dallara F300 Mugen Honda	255.3
16	2		Enrico TOCCACELO	ITA	Dallara F300 Speiss Opel	254.7
17	33		Raffaele GIAMMARIA	ITA	Dallara F300 Mugen Honda	253.5
18	17		Tristan GOMMENDY	FRA	Dallara F399 Sodemo Renault	253.5
19	20		Haruki KUROSAWA	JPN	Dallara F399 Spiess Opel	252.9
20	7		Peter HACKETT	AUS	Dallara F300 Mugen Honda	252.9
21	28		Kousuke MATSUURA	JPN	Dallara F301 Spiess Opel	252.3
22	19		J Paulo de OLIVEIRA	BRA	Dallara F399 Speiss Opel	251.1
23	36		Matteo BOBBI	ITA	Dallara F301 Spiess Opel	251.1
24	32		Michael HO	MAC	Dallara F301 Spiess Opel	250.5
25	22		LEI Kit Meng	MAC	Dallara F301 Sodemo Renault	250.0
26	21		Peter SUNDBERG	SWE	Dallara F301 Tomei Nissan	249.4
27	29		Jo MERSZEI	MAC	Dallara F301 Spiess Opel	248.2



The 48th Macau Grand Prix CLASSIFICATION - WARM-UP


POS	NO	CL	DRIVER	NAT	CAR	TIME	LAPS	GAP	KPH
1	12		Paolo MONTIN	ITA	Dallara F301 TOM's Toyota	2:12.836	13		165.85
2	6		Takuma SATO	JPN	Dallara F301 Mugen Honda	2:13.207	11	0.371	165.39
3	27		Bjorn WIRDHEIM	SWE	Dallara F301 Spiess Opel	2:13.418	11	0.582	165.13
4	8		Ryo FUKUDA	JPN	Dallara F399 Sodemo Renault	2:13.519	13	0.683	165.01
5	30		Andy PRIAULX	GBR	Dallara F301 Mugen Honda	2:13.828	11	0.992	164.62
6	25		Jonathan COCHET	FRA	Dallara F399 Sodemo Renault	2:13.848	10	1.012	164.60
7	19		J Paulo de OLIVEIRA	BRA	Dallara F399 Speiss Opel	2:13.949	13	1.113	164.48
8	10		Pierre KAFFER	GER	Dallara F300 Mugen Honda	2:14.021	12	1.185	164.39
9	1		Toshihiro KANEISHI	JPN	Dallara F300 Speiss Opel	2:14.089	12	1.253	164.30
10	28		Kousuke MATSUURA	JPN	Dallara F301 Spiess Opel	2:14.458	11	1.622	163.85
11	2		Enrico TOCCACELO	ITA	Dallara F300 Speiss Opel	2:14.527	11	1.691	163.77
12	15		Derek HAYES	GBR	Dallara F300 Mugen Honda	2:14.646	10	1.810	163.62
13	26		Yuji IDE	JPN	Dallara F399 Sodemo Renault	2:14.654	11	1.818	163.61
14	18		Tiago MONTEIRO	POR	Dallara F399 Sodemo Renault	2:14.844	11	2.008	163.38
15	16		Mark TAYLOR	GBR	Dallara F300 Mugen Honda	2:15.271	13	2.435	162.87
16	31		Bruce JOUANNY	FRA	Dallara F301 Mugen Honda	2:15.713	12	2.877	162.34
17	21		Peter SUNDBERG	SWE	Dallara F301 Tomei Nissan	2:15.831	12	2.995	162.20
18	33		Raffaele GIAMMARIA	ITA	Dallara F300 Mugen Honda	2:15.987	12	3.151	162.01
19	17		Tristan GOMMENDY	FRA	Dallara F399 Sodemo Renault	2:16.059	12	3.223	161.93
20	36		Matteo BOBBI	ITA	Dallara F301 Spiess Opel	2:16.288	13	3.452	161.65
21	23		Heikki KOVALAINEN	FIN	Dallara F301 Sodemo Renault	2:16.779	12	3.943	161.07
22	9		Marchy LEE	CHN	Dallara F399 Sodemo Renault	2:16.780	12	3.944	161.07
23	11		Sakon YAMAMOTO	JPN	Dallara F301 TOM's Toyota	2:17.242	12	4.406	160.53
24	20		Haruki KUROSAWA	JPN	Dallara F399 Spiess Opel	2:17.513	12	4.677	160.21
25	3		Benoit TRELUYER	FRA	Dallara F301 Mugen Honda	2:18.571	9	5.735	158.99
26	32		Michael HO	MAC	Dallara F301 Spiess Opel	2:19.361	11	6.525	158.09
27	22		LEI Kit Meng	MAC	Dallara F301 Sodemo Renault	2:19.843	11	7.007	157.54
28	7		Peter HACKETT	AUS	Dallara F300 Mugen Honda	2:20.522	10	7.686	156.78
29	29		Jo MERSZEI	MAC	Dallara F301 Spiess Opel	2:30.813	8	17.977	146.08

Weather / Track : Sunny / Dry

MST Sports Timing

 Circuito Da Guia
 Circuit Length = 6.1200 km.
 Start: 07:30 End: 08:00

Race Director	Stewards	Timekeeper
---------------	----------	------------



The 48th Macau Grand Prix SECTOR ANALYSIS - WARM-UP

1	Toshihiro KANEISHI		JPN		Dallara F300 Speiss Opel			
1	X:00.000 197.8	1:31.916	30.178 193.2	X:00.000	7 - 2:39.949 248.2	1:23.217	29.669 196.7	4:32.835
2	25.062 252.3	1:25.110	29.207 194.9	2:19.379	8 - 24.647 257.7	1:21.946	29.944 196.7	2:16.537
3	24.935 254.1	1:22.514	28.930 195.2	2:16.379	9 - 24.805 254.1	1:20.623	28.661 197.4	2:14.089
4	24.905 254.1	1:26.376	29.052 196.3	2:20.333	10 - 24.662 255.9	1:25.231	30.325 197.8	2:20.218
5	24.903 252.3	1:21.069	28.845 195.2	2:14.817	11 - 24.657 255.3	1:22.024	35.787 196.0	2:22.468
6	24.791 255.3	1:24.712	43.817	2:33.320P	12 - 24.892 252.9	1:29.602	50.794	2:45.288P
2	Enrico TOCCACELO		ITA		Dallara F300 Speiss Opel			
1	X:00.000 145.9	1:47.025	35.878 186.8	X:00.000	7 - 25.509 248.2	1:26.928	44.009	2:36.446P
2	26.875 182.4	1:36.056	30.879 191.4	2:33.810	8 - 2:56.682 213.0	1:26.134	29.179 194.5	4:51.995
3	25.563 197.8	1:29.026	31.849 191.1	2:26.438	9 - 24.953 253.5	1:20.732	28.984 196.0	2:14.669
4	25.162 221.3	1:31.155	29.396 194.9	2:25.713	10 - 24.969 251.7	1:20.618	28.940 194.9	2:14.527
5	25.010 251.7	1:22.020	28.900 195.2	2:15.930	11 - 24.955 252.9	1:22.768	29.868 196.0	2:17.591
6	24.944 252.9	1:20.897	30.227 180.6	2:16.068				
3	Benoit TRELUYER		FRA		Dallara F301 Mugen Honda			
1	X:00.000 169.2	1:50.401	32.665 188.8	X:00.000	6 - 3:13.490 227.8	1:37.043	30.237 193.8	X:00.000
2	25.092 251.7	1:34.726	30.680 192.5	2:30.498	7 - 24.790 254.1	1:29.020	29.382 197.8	2:23.192
3	24.933 251.7	1:28.827	29.556 194.9	2:23.316	8 - 24.587 255.3	1:24.248	29.736 199.6	2:18.571
4	24.831 252.9	1:29.030	29.408 195.6	2:23.269	9 - 24.264	1:27.131	46.883	2:38.278P
5	24.746 252.9	1:27.149	45.192	2:37.087P				
6	Takuma SATO		JPN		Dallara F301 Mugen Honda			
1	X:00.000 197.4	1:43.951	31.274 188.4	X:00.000	7 - 3:27.641 249.4	1:29.457	28.878 196.7	X:00.000
2	25.123 251.7	1:25.959	29.671 192.5	2:20.753	8 - 24.926 252.3	1:20.765	29.192 198.5	2:14.883
3	25.169 250.5	1:23.303	29.387 194.2	2:17.859	9 - 24.767 254.7	1:19.955	28.638 198.1	2:13.360
4	24.978 252.9	1:21.887	28.953 196.0	2:15.818	10 - 24.716 254.1	1:20.213	28.475 198.5	2:13.404
5	24.965 252.9	1:20.902	28.878 196.3	2:14.745	11 - 24.691 254.1	1:20.081	28.435 200.0	2:13.207
6	24.874 252.3	1:21.122	44.117	2:30.113P				
7	Peter HACKETT		AUS		Dallara F300 Mugen Honda			
1	X:00.000 223.6	1:38.999	32.404 184.3	X:00.000	6 - 25.305 250.0	1:26.725	30.259 189.8	2:22.289
2	26.200 242.1	1:33.836	31.206 187.8	2:31.242	7 - 25.541 246.0	1:27.423	44.519	2:37.483P
3	26.253 242.1	1:32.793	31.139 188.4	2:30.185	8 - 3:43.361 235.8	1:35.514	30.890 188.1	X:00.000
4	25.502 247.1	1:28.435	30.607 189.4	2:24.544	9 - 25.531 247.1	1:26.249	29.958 191.8	2:21.738
5	25.517 246.0	1:27.377	30.933 187.1	2:23.827	10 - 25.332 248.2	1:25.572	29.618 193.5	2:20.522
8	Ryo FUKUDA		JPN		Dallara F399 Sodemo Renault			
1	X:00.000 205.7	1:37.659	32.105 187.8	X:00.000	8 - 24.635 257.7	1:20.086	28.798 196.7	2:13.519
2	25.657 248.8	1:27.446	29.771 191.8	2:22.874	9 - 24.523 257.7	1:25.507	29.386 197.4	2:19.416
3	24.967 253.5	1:25.065	29.277 195.2	2:19.309	10 - 24.377 262.7	1:24.424	28.938 197.0	2:17.739
4	24.908 253.5	1:21.694	28.899 197.8	2:15.501	11 - 24.738 255.3	1:23.756	28.800 197.8	2:17.294
5	24.716 255.3	1:23.153	28.937 198.1	2:16.806	12 - 24.745 253.5	1:30.833	32.056 197.0	2:27.634
6	24.747 254.7	1:20.733	28.750 197.0	2:14.230	13 - 24.908 252.9	1:24.381	29.110 197.4	2:18.399
7	24.844 255.9	1:32.165	34.919 195.2	2:31.928				

**The 48th Macau Grand Prix
SECTOR ANALYSIS - WARM-UP**

(contd.)

9	Marchy LEE		CHN		Dallara F399 Sodemo Renault							
1	X:00.000	182.7	1:41.785	32.568	175.8	X:00.000	7 - 25.220	252.3	1:23.592	29.582	193.2	2:18.394
2	26.133	245.4	1:27.527	30.232	191.1	2:23.892	8 - 25.152	252.3	1:22.640	29.431	193.2	2:17.223
3	25.253	251.7	1:25.122	30.888	192.5	2:21.263	9 - 25.103	254.7	1:22.692	29.397	193.5	2:17.192
4	24.910	255.3	1:26.034	29.645	193.8	2:20.589	10 - 25.381	251.7	1:22.837	29.201	194.2	2:17.419
5	24.875	255.3	1:23.409	46.798		2:35.082P	11 - 24.957	254.7	1:22.565	29.258	193.8	2:16.780
6	2:40.578	243.7	1:26.224	29.543	193.2	4:36.345	12 - 25.068	252.9	1:28.946	55.167		2:49.181P
10	Pierre KAFFER		GER		Dallara F300 Mugen Honda							
1	X:00.000	193.5	1:37.118	30.992	189.8	X:00.000	7 - 24.736	255.3	1:20.831	28.982	196.7	2:14.549
2	24.970	255.3	1:27.766	29.309	195.6	2:22.045	8 - 24.708	255.9	1:22.256	28.778	197.8	2:15.742
3	24.808	254.7	1:22.860	29.279	193.8	2:16.947	9 - 24.504	257.7	1:20.809	28.708	197.4	2:14.021
4	24.431	262.1	1:22.819	29.016	196.3	2:16.266	10 - 24.558	257.1	1:21.019	29.045	196.3	2:14.622
5	24.756	255.3	1:21.304	29.161	196.3	2:15.221	11 - 24.417	256.5	1:20.790	29.564	196.7	2:14.771
6	24.738	255.3	1:20.894	29.164	196.0	2:14.796	12 - 24.634	256.5	1:30.416	29.070	197.8	2:24.120
11	Sakon YAMAMOTO		JPN		Dallara F301 TOM's Toyota							
1	X:00.000	159.5	1:46.096	32.745	191.1	X:00.000	7 - 24.943	254.7	1:24.914	31.355	189.4	2:21.212
2	26.024	200.0	1:32.712	31.136	191.4	2:29.872	8 - 27.441	242.6	1:27.735	29.668	191.4	2:24.844
3	24.751	257.1	1:28.412	30.170	191.1	2:23.333	9 - 24.865	255.9	1:23.679	29.533	193.5	2:18.077
4	24.774	257.1	1:28.564	30.261	190.1	2:23.599	10 - 24.751	255.9	1:23.405	29.086	196.0	2:17.242
5	24.807	257.1	1:26.267	29.834	191.1	2:20.908	11 - 24.591	257.1	1:27.647	29.366	195.6	2:21.604
6	24.916	255.9	1:25.446	30.010	191.8	2:20.372	12 - 24.793	257.7	1:23.253	29.291	195.6	2:17.337
12	Paolo MONTIN		ITA		Dallara F301 TOM's Toyota							
1	X:00.000	180.0	1:38.344	31.988	188.1	X:00.000	8 - 24.555	257.7	1:29.371	29.377	196.3	2:23.303
2	25.461	201.8	1:32.443	29.883	193.5	2:27.787	9 - 24.551	257.1	1:22.661	31.304	197.0	2:18.516
3	24.724	257.1	1:26.939	29.139	195.2	2:20.802	10 - 24.576	256.5	1:20.531	28.494	197.4	2:13.601
4	24.716	257.1	1:22.350	28.966	194.5	2:16.032	11 - 24.468	258.3	1:21.197	28.752	198.1	2:14.417
5	24.744	256.5	1:21.681	28.761	196.0	2:15.186	12 - 24.232	257.7	1:20.282	28.733	198.8	2:13.247
6	24.360	261.5	1:22.699	28.682	197.4	2:15.741	13 - 24.167	260.8	1:20.309	28.360	197.8	2:12.836
7	24.585	257.1	1:21.583	29.084	197.4	2:15.252						
15	Derek HAYES		GBR		Dallara F300 Mugen Honda							
1	X:00.000	173.9	1:40.459	32.773	181.5	X:00.000	6 - 24.892	254.7	1:21.622	29.057	194.5	2:15.571
2	25.565	221.7	1:36.066	48.958		2:50.589P	7 - 24.701	257.1	1:25.832	43.432		2:33.965P
3	2:36.413	235.2	1:28.124	30.307	191.4	4:34.844	8 - 4:20.126	247.1	1:24.624	31.314	194.2	X:00.000
4	25.412	251.7	1:24.263	29.835	192.5	2:19.510	9 - 24.903	253.5	1:21.642	29.036	196.3	2:15.581
5	24.952	254.1	1:22.986	29.423	192.5	2:17.361	10 - 24.807	254.1	1:20.858	28.981	194.5	2:14.646
16	Mark TAYLOR		GBR		Dallara F300 Mugen Honda							
1	X:00.000	144.0	1:43.945	31.312	187.5	X:00.000	8 - 24.946	252.3	1:22.085	29.053	195.6	2:16.084
2	25.846	223.6	1:30.783	30.448	186.5	2:27.077	9 - 25.283	251.7	1:23.928	28.967	196.7	2:18.178
3	25.410	250.5	1:25.355	29.776	190.1	2:20.541	10 - 24.914	252.3	1:23.160	28.746	197.4	2:16.820
4	25.285	250.5	1:24.968	29.439	192.5	2:19.692	11 - 24.784	254.1	1:22.433	28.819	197.0	2:16.036
5	25.121	252.3	1:24.086	29.621	195.6	2:18.828	12 - 24.940	251.7	1:24.361	28.950	196.3	2:18.251
6	24.872	253.5	1:23.346	29.120	193.8	2:17.338	13 - 25.009	250.5	1:21.039	29.223	196.7	2:15.271
7	24.911	250.5	1:23.616	29.211	195.6	2:17.738						

**The 48th Macau Grand Prix
SECTOR ANALYSIS - WARM-UP**

(contd.)

17	Tristan GOMMENDY		FRA		Dallara F399 Sodemo Renault									
1	-X:00.000	187.8	1:37.743	43.416	X:00.000P	7 -	25.101	250.5	1:22.110	28.848	195.2	2:16.059		
2	-	1:20.950	240.0	1:28.941	31.141	172.5	3:21.032	8 -	25.231	249.4	1:22.367	28.858	196.0	2:16.456
3	-	26.709	247.1	1:25.785	29.588	191.1	2:22.082	9 -	25.163	250.5	1:22.409	29.043	192.8	2:16.615
4	-	25.375	248.8	1:23.859	29.087	194.2	2:18.321	10 -	25.131	251.7	1:22.107	28.925	196.0	2:16.163
5	-	25.192	250.5	1:22.203	28.868	194.5	2:16.263	11 -	25.032	251.7	1:22.453	39.839		2:27.324P
6	-	25.122	251.1	1:22.918	28.907	196.0	2:16.947	12 -	2:35.181	247.7	1:25.719	29.629	194.9	4:30.529
18	Tiago MONTEIRO		POR		Dallara F399 Sodemo Renault									
1	-X:00.000	163.1	1:39.065	31.943	186.2	X:00.000	7 -	4:13.977	230.2	1:33.025	30.573	190.1	X:00.000	
2	-	25.748	246.0	1:28.236	30.332	189.8	2:24.316	8 -	25.344	249.4	1:22.644	29.141	194.9	2:17.129
3	-	25.451	248.8	1:24.633	29.501	193.8	2:19.585	9 -	25.028	251.7	1:21.111	29.156	194.2	2:15.295
4	-	25.797	241.6	1:23.631	29.255	194.5	2:18.683	10 -	24.908	253.5	1:23.899	29.015	194.9	2:17.822
5	-	25.059	251.7	1:23.718	29.101	196.7	2:17.878	11 -	25.070	251.1	1:20.979	28.795	196.3	2:14.844
6	-	25.086	246.5	1:23.955	43.529		2:32.570P							
19	J Paulo de OLIVEIRA		BRA		Dallara F399 Speiss Opel									
1	-X:00.000	186.8	1:36.926	31.051	189.4	X:00.000	8 -	25.026	250.5	1:26.868	29.180	197.8	2:21.074	
2	-	25.201	250.5	1:26.970	30.035	195.6	2:22.206	9 -	25.073	249.4	1:20.252	28.624	198.1	2:13.949
3	-	24.820	253.5	1:23.905	29.458	195.2	2:18.183	10 -	25.060	249.4	1:23.726	29.291	198.1	2:18.077
4	-	24.969	255.3	1:23.531	29.203	197.4	2:17.703	11 -	24.922	251.7	1:23.092	31.378	197.0	2:19.392
5	-	24.751	254.1	1:22.086	30.627	197.4	2:17.464	12 -	24.583	257.1	1:22.388	30.042	198.8	2:17.013
6	-	24.870	251.1	1:24.765	29.781	197.4	2:19.416	13 -	25.125	213.4	1:30.171	29.096	198.5	2:24.392
7	-	24.958	250.5	1:26.478	30.014	197.4	2:21.450							
20	Haruki KUROSAWA		JPN		Dallara F399 Spiess Opel									
1	-X:00.000	186.5	1:50.516	35.067	183.3	X:00.000	7 -	25.254		1:31.291	29.766	193.2	2:26.311	
2	-	27.534	233.7	1:34.164	31.991	187.5	2:33.689	8 -	24.944	252.3	1:24.704	29.800	192.5	2:19.448
3	-	27.898	219.9	1:35.729	32.737	189.4	2:36.364	9 -	24.940	252.9	1:25.113	29.411	193.2	2:19.464
4	-	25.232	250.0	1:29.126	30.250	190.4	2:24.608	10 -	24.879	252.9	1:26.235	29.482	194.5	2:20.596
5	-	25.042	252.3	1:28.217	29.740	193.2	2:22.999	11 -	24.826	252.3	1:24.646	29.454	194.5	2:18.926
6	-	24.988	252.3	1:24.907	29.911	192.1	2:19.806	12 -	24.878	252.3	1:23.390	29.245	194.9	2:17.513
21	Peter SUNDBERG		SWE		Dallara F301 Tomei Nissan									
1	-X:00.000	204.5	1:35.678	30.913	190.8	X:00.000	7 -	25.130	248.8	1:24.952	51.783		2:41.865P	
2	-	25.209	251.1	1:30.234	30.043	191.1	2:25.486	8 -	2:42.153	216.0	1:26.187	31.792	194.9	4:40.132
3	-	25.367	247.1	1:24.050	29.550	193.5	2:18.967	9 -	24.702	255.9	1:26.669	39.275	196.0	2:30.646
4	-	25.295	248.2	1:23.218	29.288	195.2	2:17.801	10 -	25.056	250.0	1:24.880	32.553	196.7	2:22.489
5	-	25.209	248.2	1:22.114	29.086	197.0	2:16.409	11 -	25.176	247.7	1:21.704	28.951	197.0	2:15.831
6	-	24.911	251.1	1:22.915	30.302	196.0	2:18.128	12 -	24.908	251.1	1:22.813	28.842	197.0	2:16.563
22	LEI Kit Meng		MAC		Dallara F301 Sodemo Renault									
1	-X:00.000	176.7	1:47.164	36.918	175.0	X:00.000	7 -	25.664	247.1	1:30.754	30.979	188.8	2:27.397	
2	-	29.013	226.4	1:34.925	32.229	183.3	2:36.167	8 -	27.823	239.4	1:28.772	30.415	190.4	2:27.010
3	-	26.325	241.6	1:32.715	32.563	183.6	2:31.603	9 -	25.338	248.8	1:26.138	29.749	192.5	2:21.225
4	-	25.873	245.4	1:31.256	34.134	187.8	2:31.263	10 -	25.265	248.8	1:25.024	29.554	193.5	2:19.843
5	-	25.689	246.5	1:31.194	32.883	188.8	2:29.766	11 -	25.302	248.2	1:32.709	43.816		2:41.827P
6	-	25.667	247.1	1:31.777	32.133	189.8	2:29.577							

**The 48th Macau Grand Prix
SECTOR ANALYSIS - WARM-UP**

(contd.)

23	Heikki KOVALAINEN		FIN		Dallara F301 Sodemo Renault			
1	X:00.000 199.6	1:38.922	32.115 180.9	X:00.000	7 - 24.965 252.9	1:25.971	31.102 192.5	2:22.038
2	26.887 237.8	1:29.750	30.403 186.5	2:27.040	8 - 25.087 251.7	1:25.684	29.100 192.1	2:19.871
3	25.562 248.2	1:26.034	30.150	2:21.746	9 - 25.065 251.7	1:23.557	48.498	2:37.120P
4	25.768 252.3	1:25.422	29.353 191.1	2:20.543	10 - 25.619 244.8	1:26.528	29.302 194.2	4:52.025
5	25.093 252.3	1:24.704	29.251 193.5	2:19.048	11 - 25.122 250.0	1:23.849	29.860 190.4	2:18.831
6	25.032 251.7	1:22.705	29.042 193.2	2:16.779	12 - 25.928 252.9	1:22.968	30.235 183.9	2:19.131
25	Jonathan COCHET		FRA		Dallara F399 Sodemo Renault			
1	X:00.000 212.5	1:36.181	30.972 189.8	X:00.000	6 - 24.855 255.3	1:22.037	29.154 193.8	2:16.046
2	25.911 193.2	1:53.682	49.913	3:09.506P	7 - 24.531 259.6	1:25.699	29.096 196.7	2:19.326
3	1:39.977 185.8	1:35.247	30.303 192.5	3:45.527	8 - 24.708 255.9	1:21.093	28.841 195.6	2:14.642
4	25.436	1:34.743	41.888	2:42.067P	9 - 24.737 255.9	1:20.464	28.647 197.8	2:13.848
5	4:45.822 245.4	1:25.389	29.300 195.6	X:00.000	10 - 24.469 259.6	1:22.800	29.067 196.7	2:16.336
26	Yuji IDE		JPN		Dallara F399 Sodemo Renault			
1	X:00.000 223.6	1:39.555	32.173 184.3	X:00.000	7 - 24.919 255.3	1:24.114	29.684 192.8	2:18.717
2	26.229 243.7	1:31.800	30.408 187.8	2:28.437	8 - 25.033 253.5	1:25.690	44.523	2:35.246P
3	25.311 251.7	1:25.891	30.155 190.1	2:21.357	9 - 4:09.048 248.2	1:27.255	29.237 194.5	X:00.000
4	25.530 252.3	1:24.063	29.487 191.1	2:19.080	10 - 24.960 253.5	1:21.266	29.027 194.9	2:15.253
5	25.066 253.5	1:23.926	29.490 193.5	2:18.482	11 - 24.869 254.7	1:21.013	28.772 195.2	2:14.654
6	25.546 248.2	1:24.389	30.711 191.8	2:20.646				
27	Bjorn WIRDHEIM		SWE		Dallara F301 Spiess Opel			
1	X:00.000 178.2	1:38.161	30.891 191.1	X:00.000	7 - 4:09.566 249.4	1:25.811	28.969 196.7	X:00.000
2	25.292 248.2	1:27.284	30.014 194.9	2:22.590	8 - 25.025 250.5	1:20.075	28.649 197.4	2:13.749
3	25.001 250.5	1:23.780	29.659 186.5	2:18.440	9 - 24.988 250.5	1:19.688	28.862 197.0	2:13.538
4	25.114 250.0	1:22.765	29.527 196.0	2:17.406	10 - 24.973 250.5	1:20.001	28.768 197.8	2:13.742
5	25.033 250.0	1:20.863	28.969 197.0	2:14.865	11 - 24.928 251.1	1:19.680	28.810 198.5	2:13.418
6	24.899 251.7	1:24.620	44.486	2:34.005P				
28	Kousuke MATSUURA		JPN		Dallara F301 Spiess Opel			
1	X:00.000 209.7	1:35.344	31.328 189.4	X:00.000	7 - 25.376 247.1	1:22.790	44.278	2:32.444P
2	25.233 249.4	1:28.411	31.780 190.8	2:25.424	8 - 3:36.749 243.2	1:24.721	29.093 192.8	X:00.000
3	25.336 247.7	1:23.047	29.398 192.8	2:17.781	9 - 25.187 248.8	1:20.436	28.835 192.8	2:14.458
4	25.049 250.5	1:32.690	30.356 192.8	2:28.095	10 - 25.071 251.1	1:24.548	29.059 195.2	2:18.678
5	25.223 248.8	1:28.091	29.662 193.8	2:22.976	11 - 24.961 251.7	1:23.321	29.604 196.3	2:17.886
6	25.321 247.1	1:21.572	29.814 191.4	2:16.707				
29	Jo MERSZEI		MAC		Dallara F301 Spiess Opel			
1	X:00.000 183.3	1:55.050	39.370 175.3	X:00.000	5 - 26.946 214.2	1:37.253	45.071	2:49.270P
2	28.513 224.5	1:40.860	35.959 180.9	2:45.332	6 - 3:52.808 206.5	1:40.621	31.831 186.2	X:00.000
3	26.919 240.5	1:38.353	32.583 184.6	2:37.855	7 - 26.014 244.3	1:32.922	32.230 187.5	2:31.166
4	26.122 243.7	1:32.865	31.826 187.5	2:30.813	8 - 25.984 245.4	1:31.796	41.672	2:39.452P

**The 48th Macau Grand Prix
SECTOR ANALYSIS - WARM-UP**

(contd.)

30	Andy PRIAULX			GBR	Dallara F301 Mugen Honda				
1	X:00.000 206.8	1:34.245	31.037 189.1	X:00.000	7	5:07.880 250.0	1:23.506	29.044 196.0	X:00.000
2	25.055 253.5	1:28.568	29.790 190.4	2:23.413	8	24.597 257.1	1:21.866	28.695 195.2	2:15.158
3	24.901 255.3	1:23.886	29.411 194.5	2:18.198	9	24.569 257.1	1:20.623	28.636 197.4	2:13.828
4	24.468 259.6	1:27.739	29.280 193.5	2:21.487	10	24.456 257.7	1:22.684	29.983 196.3	2:17.123
5	24.763 254.7	1:22.356	29.071 195.2	2:16.190	11	24.479 257.7	1:20.583	28.782 196.3	2:13.844
6	24.669 255.9	1:23.175	39.529	2:27.373P					
31	Bruce JOUANNY			FRA	Dallara F301 Mugen Honda				
1	X:00.000 230.2	1:35.657	31.661 188.4	X:00.000	7	24.777 254.7	1:25.349	44.173	2:34.299P
2	25.076 254.1	1:27.960	30.226 191.8	2:23.262	8	24.427 250.0	1:26.967	29.508 195.2	4:39.221
3	24.840 255.9	1:24.906	29.558 193.8	2:19.304	9	24.682 255.9	1:22.111	28.920 196.0	2:15.713
4	24.673 256.5	1:28.731	30.391 194.5	2:23.795	10	24.589 257.1	1:22.729	29.092 195.2	2:16.410
5	24.514 258.9	1:46.284	29.503 196.7	2:40.301	11	24.911 258.3	1:24.999	29.416 195.2	2:19.326
6	24.510 254.7	1:24.774	30.423 195.2	2:19.707	12	24.607 257.1	1:25.089	51.764	2:41.460P
32	Michael HO			MAC	Dallara F301 Spiess Opel				
1	X:00.000 174.4	1:49.139	35.865 180.0	X:00.000	7	4:30.924 228.8	1:29.060	30.488 191.1	X:00.000
2	30.272 157.8	1:40.595	32.206 184.3	2:43.073	8	25.319 248.8	1:24.875	30.163 192.8	2:20.357
3	26.982 239.4	1:34.522	31.399 187.1	2:32.903	9	25.202 250.5	1:25.755	30.178 194.2	2:21.135
4	25.905 245.4	1:28.654	30.762 189.4	2:25.321	10	24.936 252.9	1:24.663	29.762 194.2	2:19.361
5	25.434 248.2	1:26.748	30.781 190.1	2:22.963	11	25.062 251.1	1:27.650	31.584 188.4	2:24.296
6	26.981 243.7	1:30.822	45.411	2:43.214P					
33	Raffaele GIAMMARRIA			ITA	Dallara F300 Mugen Honda				
1	X:00.000 180.0	1:45.981	31.845 187.8	X:00.000	7	24.873 253.5	1:22.642	29.041 194.5	2:16.556
2	25.618 248.2	1:30.420	30.165 190.8	2:26.203	8	24.852 254.7	1:56.484	29.209 193.5	2:50.545
3	25.137 251.7	1:26.293	29.753 192.5	2:21.183	9	24.833 254.7	1:22.529	30.312 194.2	2:17.674
4	24.947 253.5	1:25.240	29.378 194.2	2:19.565	10	24.596 257.1	1:26.955	29.153 194.9	2:20.704
5	24.821 255.3	1:25.119	30.414 193.8	2:20.354	11	24.788 255.3	1:22.139	29.060 195.6	2:15.987
6	24.792 254.1	1:23.388	29.068 195.6	2:17.248	12	24.788 254.7	1:22.224	29.126 196.3	2:16.138
36	Matteo BOBBI			ITA	Dallara F301 Spiess Opel				
1	X:00.000 170.8	1:40.415	32.402 186.8	X:00.000	8	25.354 247.7	1:23.162	29.397 193.8	2:17.913
2	26.268 242.6	1:29.567	31.960 188.8	2:27.795	9	25.179 250.5	1:23.341	29.410 194.9	2:17.930
3	25.405 247.1	1:26.580	29.700 191.8	2:21.685	10	24.919 254.1	1:22.057	29.489 194.9	2:16.465
4	25.288 248.2	1:24.842	29.359 193.5	2:19.489	11	25.059 251.1	1:22.499	30.274 195.6	2:17.832
5	25.259 248.8	1:23.842	29.570 192.8	2:18.671	12	24.800 254.1	1:22.308	29.180 194.5	2:16.288
6	25.286 248.8	1:23.770	29.240 194.2	2:18.296	13	25.068 252.3	1:36.431	51.265	2:52.764P
7	25.327 248.2	1:23.615	30.404 193.5	2:19.346					

The 48th Macau Grand Prix

BEST SECTOR TIMES

SECTOR 1				SECTOR 2				SECTOR 3				IDEAL / BEST COMPARISON			
POS	NO	NAME	TIME	NO	NAME	TIME	NO	NAME	TIME	POS	NO	NAME	IDEAL	BEST	DIFF
1	12	MONTIN	24.167	27	WIRDHEIM	1:19.680	12	MONTIN	28.360	1	12	MONTIN	2:12.809	2:12.836	0.027
2	3	TRELUYER	24.264	6	SATO	1:19.955	6	SATO	28.435	2	6	SATO	2:13.081	2:13.207	0.126
3	8	FUKUDA	24.377	8	FUKUDA	1:20.086	19	OLIVEIRA	28.624	3	8	FUKUDA	2:13.213	2:13.519	0.306
4	10	KAFFER	24.417	19	OLIVEIRA	1:20.252	30	PRIAULX	28.636	4	27	WIRDHEIM	2:13.228	2:13.418	0.190
5	30	PRIAULX	24.456	12	MONTIN	1:20.282	25	COCHET	28.647	5	19	OLIVEIRA	2:13.459	2:13.949	0.490
6	25	COCHET	24.469	28	MATSUURA	1:20.436	27	WIRDHEIM	28.649	6	25	COCHET	2:13.580	2:13.848	0.268
7	31	JOUANNY	24.510	25	COCHET	1:20.464	1	KANEISHI	28.661	7	30	PRIAULX	2:13.675	2:13.828	0.153
8	19	OLIVEIRA	24.583	30	PRIAULX	1:20.583	10	KAFFER	28.708	8	10	KAFFER	2:13.915	2:14.021	0.106
9	11	YAMAMOTO	24.591	2	TOCCACELO	1:20.618	16	TAYLOR	28.746	9	1	KANEISHI	2:13.931	2:14.089	0.158
10	33	GIAMMARIA	24.596	1	KANEISHI	1:20.623	8	FUKUDA	28.750	10	28	MATSUURA	2:14.232	2:14.458	0.226
11	1	KANEISHI	24.647	10	KAFFER	1:20.790	26	IDE	28.772	11	2	TOCCACELO	2:14.462	2:14.527	0.065
12	6	SATO	24.691	15	HAYES	1:20.858	18	MONTEIRO	28.795	12	15	HAYES	2:14.540	2:14.646	0.106
13	15	HAYES	24.701	18	MONTEIRO	1:20.979	28	MATSUURA	28.835	13	16	TAYLOR	2:14.569	2:15.271	0.702
14	21	SUNDBERG	24.702	26	IDE	1:21.013	21	SUNDBERG	28.842	14	26	IDE	2:14.654	2:14.654	0.000
15	16	TAYLOR	24.784	16	TAYLOR	1:21.039	17	GOMMENDY	28.848	15	18	MONTEIRO	2:14.682	2:14.844	0.162
16	36	BOBBI	24.800	21	SUNDBERG	1:21.704	2	TOCCACELO	28.900	16	21	SUNDBERG	2:15.248	2:15.831	0.583
17	20	KUROSAWA	24.826	36	BOBBI	1:22.057	31	JOUANNY	28.920	17	31	JOUANNY	2:15.541	2:15.713	0.172
18	26	IDE	24.869	17	GOMMENDY	1:22.107	15	HAYES	28.981	18	33	GIAMMARIA	2:15.776	2:15.987	0.211
19	9	LEE	24.875	31	JOUANNY	1:22.111	33	GIAMMARIA	29.041	19	17	GOMMENDY	2:15.987	2:16.059	0.072
20	27	WIRDHEIM	24.899	33	GIAMMARIA	1:22.139	23	KOVALAINEN	29.042	20	36	BOBBI	2:16.037	2:16.288	0.251
21	18	MONTEIRO	24.908	9	LEE	1:22.565	11	YAMAMOTO	29.086	21	9	LEE	2:16.641	2:16.780	0.139
22	32	HO_	24.936	23	KOVALAINEN	1:22.705	36	BOBBI	29.180	22	23	KOVALAINEN	2:16.712	2:16.779	0.067
23	2	TOCCACELO	24.944	11	YAMAMOTO	1:23.253	9	LEE	29.201	23	11	YAMAMOTO	2:16.930	2:17.242	0.312
24	28	MATSUURA	24.961	20	KUROSAWA	1:23.390	20	KUROSAWA	29.245	24	20	KUROSAWA	2:17.461	2:17.513	0.052
25	23	KOVALAINEN	24.965	3	TRELUYER	1:24.248	3	TRELUYER	29.382	25	3	TRELUYER	2:17.894	2:18.571	0.677
26	17	GOMMENDY	25.032	32	HO_	1:24.663	22	LEI Kit Meng	29.554	26	32	HO_	2:19.361	2:19.361	0.000
27	22	LEI Kit Meng	25.265	22	LEI Kit Meng	1:25.024	7	HACKETT	29.618	27	22	LEI Kit Meng	2:19.843	2:19.843	0.000
28	7	HACKETT	25.305	7	HACKETT	1:25.572	32	HO_	29.762	28	7	HACKETT	2:20.495	2:20.522	0.027
29	29	MERSZEI	25.984	29	MERSZEI	1:31.796	29	MERSZEI	31.826	29	29	MERSZEI	2:29.606	2:30.813	1.207
												Perfect Lap	2:12.207		

Circuito Da Guia
 Circuit Length = 6.120 kilometre
 Start: 07:30 End: 08:00

MST sports timing



The 48th Macau Grand Prix

SPEED TRAP - WARM-UP - FINISH LINE


POS	NO	CL	DRIVER	NAT	CAR	KPH
1	6		Takuma SATO	JPN	Dallara F301 Mugen Honda	200.0
2	3		Benoit TRELUYER	FRA	Dallara F301 Mugen Honda	199.6
3	12		Paolo MONTIN	ITA	Dallara F301 TOM's Toyota	198.8
4	19		J Paulo de OLIVEIRA	BRA	Dallara F399 Speiss Opel	198.8
5	27		Bjorn WIRDHEIM	SWE	Dallara F301 Spiess Opel	198.5
6	8		Ryo FUKUDA	JPN	Dallara F399 Sodemo Renault	198.1
7	25		Jonathan COCHET	FRA	Dallara F399 Sodemo Renault	197.8
8	1		Toshihiro KANEISHI	JPN	Dallara F300 Speiss Opel	197.8
9	10		Pierre KAFFER	GER	Dallara F300 Mugen Honda	197.8
10	30		Andy PRIAULX	GBR	Dallara F301 Mugen Honda	197.4
11	16		Mark TAYLOR	GBR	Dallara F300 Mugen Honda	197.4
12	21		Peter SUNDBERG	SWE	Dallara F301 Tomei Nissan	197.0
13	18		Tiago MONTEIRO	POR	Dallara F399 Sodemo Renault	196.7
14	31		Bruce JOUANNY	FRA	Dallara F301 Mugen Honda	196.7
15	33		Raffaele GIAMMARIA	ITA	Dallara F300 Mugen Honda	196.3
16	28		Kousuke MATSUURA	JPN	Dallara F301 Spiess Opel	196.3
17	15		Derek HAYES	GBR	Dallara F300 Mugen Honda	196.3
18	11		Sakon YAMAMOTO	JPN	Dallara F301 TOM's Toyota	196.0
19	2		Enrico TOCCACELO	ITA	Dallara F300 Speiss Opel	196.0
20	17		Tristan GOMMENDY	FRA	Dallara F399 Sodemo Renault	196.0
21	36		Matteo BOBBI	ITA	Dallara F301 Spiess Opel	195.6
22	26		Yuji IDE	JPN	Dallara F399 Sodemo Renault	195.2
23	20		Haruki KUROSAWA	JPN	Dallara F399 Spiess Opel	194.9
24	9		Marchy LEE	CHN	Dallara F399 Sodemo Renault	194.2
25	32		Michael HO	MAC	Dallara F301 Spiess Opel	194.2
26	23		Heikki KOVALAINEN	FIN	Dallara F301 Sodemo Renault	194.2
27	7		Peter HACKETT	AUS	Dallara F300 Mugen Honda	193.5
28	22		LEI Kit Meng	MAC	Dallara F301 Sodemo Renault	193.5
29	29		Jo MERSZEI	MAC	Dallara F301 Spiess Opel	187.5



The 48th Macau Grand Prix
SPEED TRAP - WARM-UP - SECTOR 1

(contd.)


POS	NO	CL	DRIVER	NAT	CAR	KPH
1	8		Ryo FUKUDA	JPN	Dallara F399 Sodemo Renault	262.7
2	12		Paolo MONTIN	ITA	Dallara F301 TOM's Toyota	262.1
3	11		Sakon YAMAMOTO	JPN	Dallara F301 TOM's Toyota	262.1
4	10		Pierre KAFFER	GER	Dallara F300 Mugen Honda	262.1
5	25		Jonathan COCHET	FRA	Dallara F399 Sodemo Renault	259.6
6	30		Andy PRIAULX	GBR	Dallara F301 Mugen Honda	259.6
7	31		Bruce JOUANNY	FRA	Dallara F301 Mugen Honda	258.9
8	1		Toshihiro KANEISHI	JPN	Dallara F300 Speiss Opel	257.7
9	19		J Paulo de OLIVEIRA	BRA	Dallara F399 Speiss Opel	257.1
10	33		Raffaele GIAMMARIA	ITA	Dallara F300 Mugen Honda	257.1
11	15		Derek HAYES	GBR	Dallara F300 Mugen Honda	257.1
12	26		Yuji IDE	JPN	Dallara F399 Sodemo Renault	255.9
13	21		Peter SUNDBERG	SWE	Dallara F301 Tomei Nissan	255.9
14	6		Takuma SATO	JPN	Dallara F301 Mugen Honda	255.3
15	3		Benoit TRELUYER	FRA	Dallara F301 Mugen Honda	255.3
16	9		Marchy LEE	CHN	Dallara F399 Sodemo Renault	255.3
17	16		Mark TAYLOR	GBR	Dallara F300 Mugen Honda	254.1
18	36		Matteo BOBBI	ITA	Dallara F301 Spiess Opel	254.1
19	18		Tiago MONTEIRO	POR	Dallara F399 Sodemo Renault	253.5
20	2		Enrico TOCCACELO	ITA	Dallara F300 Speiss Opel	253.5
21	32		Michael HO	MAC	Dallara F301 Spiess Opel	252.9
22	20		Haruki KUROSAWA	JPN	Dallara F399 Spiess Opel	252.9
23	23		Heikki KOVALAINEN	FIN	Dallara F301 Sodemo Renault	252.9
24	28		Kousuke MATSUURA	JPN	Dallara F301 Spiess Opel	251.7
25	17		Tristan GOMMENDY	FRA	Dallara F399 Sodemo Renault	251.7
26	27		Bjorn WIRDHEIM	SWE	Dallara F301 Spiess Opel	251.7
27	7		Peter HACKETT	AUS	Dallara F300 Mugen Honda	250.0
28	22		LEI Kit Meng	MAC	Dallara F301 Sodemo Renault	248.8
29	29		Jo MERSZEI	MAC	Dallara F301 Spiess Opel	245.4



The 48th Macau Grand Prix
GRID - LEG 1

ROW 15	2:24.583 29 MERSZEI	2:19.504 22 LEI
ROW 14	2:17.726 7 HACKETT	2:17.612 32 HO
ROW 13	2:17.393 36 BOBBI	2:17.188 11 YAMAMOTO
ROW 12	2:16.773 33 GIAMMARIA	2:16.139 23 KOVALAINEN
ROW 11	2:16.094 9 LEE	2:16.041 20 KUROSAWA
ROW 10	2:15.485 17 GOMMENDY	2:15.439 16 TAYLOR
ROW 9	2:14.994 21 SUNDBERG	2:14.529 19 OLIVEIRA
ROW 8	2:14.484 31 JOUANNY	2:13.989 15 HAYES
ROW 7	2:13.975 2 TOCCACELO	2:13.715 26 IDE
ROW 6	2:13.686 1 KANEISHI	2:13.108 10 KAFFER
ROW 5	2:12.948 8 FUKUDA	2:12.902 18 MONTEIRO
ROW 4	2:12.718 28 MATSUURA	2:12.581 30 PRIAULX
ROW 3	2:12.487 3 TRELUYER	2:12.432 12 MONTIN
ROW 2	2:12.212 25 COCHET	2:12.062 6 SATO
ROW 1	2:11.983 27 WIRDHEIM	

POLE



Weather / Track : Sunny / Dry

MST sports timing

Circuito Da Guia
Circuit Length = 6.1200 km.
Start: 15:00 End: 15:50

Race Director	Stewards	Timekeeper
---------------	----------	------------



The 48th Macau Grand Prix
PROVISIONAL RESULT - LEG 1

POS	NO	CL	DRIVER	NAT	CAR	TIME	LAPS	GAP	KPH	BEST
1	6		Takuma SATO	JPN	Dallara F301 Mugen Honda	44:48.559	15		122.92	2:13.335
2	27		Bjorn WIRDHEIM	SWE	Dallara F301 Spiess Opel	44:50.049	15	1.490	122.85	2:13.265
3	12		Paolo MONTIN	ITA	Dallara F301 TOM's Toyota	44:50.928	15	2.369	122.81	2:13.263
4	3		Benoit TRELUYER	FRA	Dallara F301 Mugen Honda	44:59.135	15	10.576	122.43	2:14.261
5	28		Kousuke MATSUURA	JPN	Dallara F301 Spiess Opel	44:59.750	15	11.191	122.41	2:14.925
6	36		Matteo BOBBI	ITA	Dallara F301 Spiess Opel	45:16.512	15	27.953	121.65	2:17.511
7	26		Yuji IDE	JPN	Dallara F399 Sodemo Renault	45:16.816	15	28.257	121.64	2:15.862
8	23		Heikki KOVALAINEN	FIN	Dallara F301 Sodemo Renault	45:22.093	15	33.534	121.40	2:17.538
9	32		Michael HO	MAC	Dallara F301 Spiess Opel	45:31.258	15	42.699	120.99	2:19.830
10	7		Peter HACKETT	AUS	Dallara F300 Mugen Honda	45:39.358	15	50.799	120.64	2:19.955
11	22		LEI Kit Meng	MAC	Dallara F301 Sodemo Renault	45:42.831	15	54.272	120.48	2:21.288
12	29		Jo MERSZEI	MAC	Dallara F301 Spiess Opel	46:10.041	15	1:21.482	119.30	2:25.490
13	18		Tiago MONTEIRO	POR	Dallara F399 Sodemo Renault	45:07.119	13	2 LAPS	105.80	2:14.930
14	17		Tristan GOMMENDY	FRA	Dallara F399 Sodemo Renault	45:45.516	13	2 LAPS	104.32	2:20.220

NOT CLASSIFIED

20			Haruki KUROSAWA	JPN	Dallara F399 Spiess Opel	45:43.600	12	N.C.F.	96.36	2:21.161
30			Andy PRIAULX	GBR	Dallara F301 Mugen Honda	45:26.067	11	N.C.F.	88.90	2:14.272
16			Mark TAYLOR	GBR	Dallara F300 Mugen Honda	22:16.279	7	D.N.F.	115.41	2:15.792
31			Bruce JOUANNY	FRA	Dallara F301 Mugen Honda	45:31.661	6	N.C.F.	48.39	2:18.135
25			Jonathan COCHET	FRA	Dallara F399 Sodemo Renault	6:54.279	3	D.N.F.	159.54	2:13.890
8			Ryo FUKUDA	JPN	Dallara F399 Sodemo Renault	6:56.891	3	D.N.F.	158.54	2:14.787
2			Enrico TOCCACELO	ITA	Dallara F300 Speiss Opel	2:29.266	1	D.N.F.	147.60	2:29.266

FASTEST LAP

12			Paolo MONTIN		Dallara F301 TOM's Toyota	2:13.263	14	165.32kph	102.73mph	
----	--	--	--------------	--	---------------------------	----------	----	-----------	-----------	--

Weather / Track : Sunny / Dry

MST Sports Timing

Circuito Da Guia
Circuit Length = 6.1200 km.
Start: 10:48 End: 11:33

Race Director	Stewards	Timekeeper
---------------	----------	------------



The 48th Macau Grand Prix
FINAL RESULT - LEG 1

POS	NO	CL	DRIVER	NAT	CAR	TIME	LAPS	GAP	KPH	BEST
1	6		Takuma SATO	JPN	Dallara F301 Mugen Honda	44:48.559	15		122.92	2:13.335
2	27		Bjorn WIRDHEIM	SWE	Dallara F301 Spiess Opel	44:50.049	15	1.490	122.85	2:13.265
3	12		Paolo MONTIN	ITA	Dallara F301 TOM's Toyota	44:50.928	15	2.369	122.81	2:13.263
4	3		Benoit TRELUYER	FRA	Dallara F301 Mugen Honda	44:59.135	15	10.576	122.43	2:14.261
5	28		Kousuke MATSUURA	JPN	Dallara F301 Spiess Opel	44:59.750	15	11.191	122.41	2:14.925
6	36		Matteo BOBBI	ITA	Dallara F301 Spiess Opel	45:16.512	15	27.953	121.65	2:17.511
7	26		Yuji IDE	JPN	Dallara F399 Sodemo Renault	45:16.816	15	28.257	121.64	2:15.862
8	23		Heikki KOVALAINEN	FIN	Dallara F301 Sodemo Renault	45:22.093	15	33.534	121.40	2:17.538
9	32		Michael HO	MAC	Dallara F301 Spiess Opel	45:31.258	15	42.699	120.99	2:19.830
10	7		Peter HACKETT	AUS	Dallara F300 Mugen Honda	45:39.358	15	50.799	120.64	2:19.955
11	22		LEI Kit Meng	MAC	Dallara F301 Sodemo Renault	45:42.831	15	54.272	120.48	2:21.288
12	29		Jo MERSZEI	MAC	Dallara F301 Spiess Opel	46:10.041	15	1:21.482	119.30	2:25.490
13	18		Tiago MONTEIRO	POR	Dallara F399 Sodemo Renault	45:07.119	13	2 LAPS	105.80	2:14.930
14	17		Tristan GOMMENDY	FRA	Dallara F399 Sodemo Renault	45:45.516	13	2 LAPS	104.32	2:20.220

NOT CLASSIFIED

20			Haruki KUROSAWA	JPN	Dallara F399 Spiess Opel	45:43.600	12	N.C.F.	96.36	2:21.161
30			Andy PRIAULX	GBR	Dallara F301 Mugen Honda	45:26.067	11	N.C.F.	88.90	2:14.272
16			Mark TAYLOR	GBR	Dallara F300 Mugen Honda	22:16.279	7	D.N.F.	115.41	2:15.792
31			Bruce JOUANNY	FRA	Dallara F301 Mugen Honda	45:31.661	6	N.C.F.	48.39	2:18.135
25			Jonathan COCHET	FRA	Dallara F399 Sodemo Renault	6:54.279	3	D.N.F.	159.54	2:13.890
8			Ryo FUKUDA	JPN	Dallara F399 Sodemo Renault	6:56.891	3	D.N.F.	158.54	2:14.787
2			Enrico TOCCACELO	ITA	Dallara F300 Speiss Opel	2:29.266	1	D.N.F.	147.60	2:29.266

FASTEST LAP


12			Paolo MONTIN		Dallara F301 TOM's Toyota	2:13.263	14	165.32kph	102.73mph	
----	--	--	--------------	--	---------------------------	----------	----	-----------	-----------	--

Weather / Track : Sunny / Dry

MST Sports Timing

Circuito Da Guia
Circuit Length = 6.1200 km.
Start: 10:48 End: 11:33

Race Director	Stewards	Timekeeper
---------------	----------	------------



The 48th Macau Grand Prix
LAP CHART - LEG 1

Lap 1			Lap 2			Lap 3			Lap 4			Lap 5		
No	Behind	Laptime	No	Behind	Laptime	No	Behind	Laptime	No	Behind	Laptime	No	Behind	Laptime
6		2:20.490	6		2:14.269	6		2:14.251	6		2:13.676	6		2:48.467
27	1.392	2:21.882	27	1.616	2:14.493	27	1.151	2:13.786	27	1.176	2:13.701	27	1.043	2:48.334
3	2.323	2:22.813	3	2.399	2:14.345	3	2.668	2:14.520	12	2.927	2:13.577	12	1.465	2:47.005
12	3.078	2:23.568	12	3.122	2:14.313	12	3.026	2:14.155	3	6.842	2:17.850	3	2.424	2:44.049
28	4.428	2:24.918	25	5.630	2:14.972	25	5.269	2:13.890	28	10.896	2:15.948	28	4.069	2:41.640
25	4.927	2:25.417	28	7.062	2:16.903	8	7.881	2:14.787	16	12.902	2:16.290	16	8.083	2:43.648
8	5.437	2:25.927	8	7.345	2:16.177	28	8.624	2:15.813	26	16.554	2:15.862	26	8.233	2:40.146
16	6.059	2:26.549	16	8.747	2:16.957	16	10.288	2:15.792	23	26.879	2:19.708	23	10.956	2:32.544
18	8.396	2:28.886	26	12.651	2:17.596	26	14.368	2:15.968	36	27.660	2:20.045	36	11.837	2:32.644
2	8.776	2:29.266	23	17.347	2:19.698	23	20.847	2:17.751	7	35.420	2:21.168	18	2 LAPS	6:46.683
26	9.324	2:29.814	36	18.031	2:19.829	36	21.291	2:17.511	32	36.299	2:22.306	7	19.263	2:32.310
30	10.854	2:31.344	32	20.983	2:21.202	32	27.669	2:20.937	20	3 LAPS	9:43.952	32	20.043	2:32.211
23	11.918	2:32.408	7	21.965	2:21.561	7	27.928	2:20.214	22	42.120	2:22.588	22	23.553	2:29.900
36	12.471	2:32.961	22	25.577	2:23.521	22	33.208	2:21.882	17	2 LAPS	2:27.297	20	3 LAPS	2:33.387
32	14.050	2:34.540	29	38.787	2:32.732	29	52.345	2:27.809	29	1:10.362	2:31.693	17	2 LAPS	2:34.313
7	14.673	2:35.163	18	48.222	2:54.095P	17	2 LAPS	7:42.711				29	56.303	2:34.408
22	16.325	2:36.815												
29	20.324	2:40.814												



The 48th Macau Grand Prix
LAP CHART - LEG 1

(contd.)


Lap 6			Lap 7			Lap 8			Lap 9			Lap 10		
No	Behind	Laptime	No	Behind	Laptime	No	Behind	Laptime	No	Behind	Laptime	No	Behind	Laptime
6		5:28.268	6		4:48.634	6		4:50.364	6		2:55.611	6		3:45.669
27	1.475	5:28.700	27	1.389	4:48.548	27	0.718	4:49.693	27	0.684	2:55.577	27	0.921	3:45.906
12	3.240	5:30.043	12	2.529	4:47.923	12	1.521	4:49.356	12	1.172	2:55.262	12	1.695	3:46.192
3	4.415	5:30.259	3	3.565	4:47.784	3	1.719	4:48.518	3	2.188	2:56.080	3	2.221	3:45.702
28	7.873	5:32.072	28	4.633	4:45.394	28	2.025	4:47.756	28	2.976	2:56.562	28	2.752	3:45.445
30	4 LAPS	14:56.789P	16	8.224	4:47.866	23	6.460	4:44.781	23	4.700	2:53.851	23	4.332	3:45.301
16	8.992	5:29.177	26	9.538	4:46.366	26	7.119	4:47.945	36	5.450	2:53.919	36	4.382	3:44.601
26	11.806	5:31.841	23	12.043	4:46.385	36	7.142	4:42.904	18	2 LAPS	2:54.861	18	2 LAPS	3:43.835
23	14.292	5:31.604	36	14.602	4:47.368	18	2 LAPS	4:42.634	26	8.918	2:57.410	26	6.877	3:43.628
36	15.868	5:32.299	18	2 LAPS	4:46.972	32	12.549	4:46.165	32	10.261	2:53.323	32	8.141	3:43.549
18	2 LAPS	5:26.836	7	15.729	4:45.716	22	13.480	4:45.230	22	11.103	2:53.234	22	9.002	3:43.568
7	18.647	5:27.652	32	16.748	4:45.779	20	3 LAPS	4:45.091	20	3 LAPS	2:54.056	20	3 LAPS	3:42.972
32	19.603	5:27.828	22	18.614	4:44.612	17	2 LAPS	4:48.524	17	2 LAPS	3:01.402	31	9 LAPS	33:51.681
22	22.636	5:27.351	20	3 LAPS	4:44.353	29	20.291	4:47.511	30	4 LAPS	3:02.009	17	2 LAPS	3:34.360
20	3 LAPS	5:25.854	17	2 LAPS	4:44.263	30	4 LAPS	4:47.153	29	27.612	3:02.932	30	4 LAPS	3:33.472
17	2 LAPS	5:00.926	29	23.144	4:44.756	7	23.921	4:58.556	7	28.549	3:00.239	29	16.386	3:34.443
29	27.022	4:58.987	30	4 LAPS	5:03.947							7	16.620	3:33.740



The 48th Macau Grand Prix
LAP CHART - LEG 1

(contd.)

Lap 11			Lap 12			Lap 13			Lap 14			Lap 15		
No	Behind	Laptime	No	Behind	Laptime	No	Behind	Laptime	No	Behind	Laptime	No	Behind	Laptime
6		2:14.544	6		2:13.584	6		2:13.760	6		2:13.335	6		2:13.637
27	1.105	2:14.728	27	1.203	2:13.682	27	1.258	2:13.815	27	1.188	2:13.265	27	1.490	2:13.939
12	2.556	2:15.405	12	2.797	2:13.825	12	2.476	2:13.439	12	2.404	2:13.263	12	2.369	2:13.602
3	3.506	2:15.829	3	4.183	2:14.261	3	5.926	2:15.503	3	7.849	2:15.258	3	10.576	2:16.364
28	4.450	2:16.242	28	6.395	2:15.529	28	7.883	2:15.248	28	9.473	2:14.925	28	11.191	2:15.355
36	9.784	2:19.946	18	2 LAPS	2:16.311	18	2 LAPS	2:15.971	18	2 LAPS	2:15.681	18	2 LAPS	2:14.930
18	2 LAPS	2:19.424	36	15.132	2:18.932	36	19.483	2:18.111	36	24.012	2:17.864	36	27.953	2:17.578
23	11.762	2:21.974	23	17.330	2:19.152	26	22.353	2:18.414	26	25.141	2:16.123	26	28.257	2:16.753
26	12.850	2:20.517	26	17.699	2:18.433	23	24.533	2:20.963	23	29.633	2:18.435	23	33.534	2:17.538
32	15.202	2:21.605	32	22.498	2:20.880	32	29.889	2:21.151	32	36.506	2:19.952	30	4 LAPS	2:14.272
22	18.095	2:23.637	31	9 LAPS	2:22.424	31	9 LAPS	2:18.135	30	4 LAPS	2:17.229	32	42.699	2:19.830
20	3 LAPS	2:23.826	22	28.623	2:24.112	30	4 LAPS	2:17.372	31	9 LAPS	2:19.213	31	9 LAPS	2:18.148
31	9 LAPS	2:22.060	20	3 LAPS	2:23.591	22	36.151	2:21.288	7	44.481	2:20.482	7	50.799	2:19.955
30	4 LAPS	2:20.042	30	4 LAPS	2:22.438	7	37.334	2:20.658	22	45.810	2:22.994	22	54.272	2:22.099
7	23.799	2:21.723	7	30.436	2:20.221	20	3 LAPS	2:23.455	20	3 LAPS	2:21.902	20	3 LAPS	2:21.161
17	2 LAPS	2:25.877	17	2 LAPS	2:20.220	17	2 LAPS	2:21.203	17	2 LAPS	2:21.734	17	2 LAPS	2:22.686
29	31.156	2:29.314	29	44.622	2:27.050	29	56.352	2:25.490	29	1:09.237	2:26.220	29	1:21.482	2:25.882



The 48th Macau Grand Prix
SECTOR ANALYSIS - LEG 1

2	Enrico TOCCACELO		ITA		Dallara F300 Speiss Opel				
1 -	31.799 241.0	1:28.158	29.309 192.8	2:29.266					
3	Benoit TRELUYER		FRA		Dallara F301 Mugen Honda				
1 -	30.253	1:23.845	28.715 196.7	2:22.813	9 -	24.578	1:48.986	42.516 119.7	2:56.080
2 -	24.445 257.7	1:21.151	28.749 198.5	2:14.345	10 -	51.878 131.0	2:09.370	44.454 196.7	3:45.702
3 -	24.332 258.3	1:21.114	29.074 197.0	2:14.520	11 -	24.273 259.6	1:22.805	28.751 197.8	2:15.829
4 -	24.591	1:22.035	31.224 188.4	2:17.850	12 -	24.349 258.3	1:20.923	28.989 193.8	2:14.261
5 -	24.804 255.9	1:31.937	47.308	2:44.049	13 -	24.535 257.7	1:22.018	28.950 196.7	2:15.503
6 -	1:01.606	2:59.773	1:28.880	X:00.000	14 -	24.566 255.9	1:21.771	28.921 197.4	2:15.258
7 -	1:04.897	2:23.368	1:19.519	4:47.784	15 -	24.535 255.9	1:22.801	29.028 196.3	2:16.364
8 -	1:16.382	2:38.958	53.178 194.2	4:48.518					
6	Takuma SATO		JPN		Dallara F301 Mugen Honda				
1 -	30.243 233.2	1:21.399	28.848 196.3	2:20.490	9 -	24.998 251.7	1:47.284	43.329	2:55.611
2 -	24.923 251.7	1:20.634	28.712 197.8	2:14.269	10 -	50.527 133.8	2:10.371	44.771 196.0	3:45.669
3 -	24.835 252.9	1:20.598	28.818 196.7	2:14.251	11 -	24.929 252.3	1:20.667	28.948 197.4	2:14.544
4 -	24.839 252.9	1:20.093	28.744 198.1	2:13.676	12 -	24.824 252.9	1:20.156	28.604 198.5	2:13.584
5 -	24.841 252.9	1:35.235	48.391	2:48.467	13 -	24.775 254.1	1:20.400	28.585 198.5	2:13.760
6 -	1:00.259	2:58.930	1:29.079	X:00.000	14 -	24.792 253.5	1:20.000	28.543 198.8	2:13.335
7 -	1:03.543	2:26.236	1:18.855	4:48.634	15 -	24.724 253.5	1:20.071	28.842 197.4	2:13.637
8 -	1:16.472 119.4	2:39.884	54.008 195.2	4:50.364					
7	Peter HACKETT		AUS		Dallara F300 Mugen Honda				
1 -	34.570 221.3	1:30.325	30.268 189.8	2:35.163	9 -	27.067 248.2	1:54.849	38.323 159.2	3:00.239
2 -	24.932 251.1	1:26.888	29.741 193.2	2:21.561	10 -	43.422	2:14.123	36.195 184.3	3:33.740
3 -	24.985 252.9	1:25.436	29.793 193.5	2:20.214	11 -	25.535 247.7	1:26.088	30.100 189.8	2:21.723
4 -	25.163 248.2	1:25.230	30.775 180.3	2:21.168	12 -	25.094 251.1	1:25.453	29.674 193.5	2:20.221
5 -	25.401 251.7	1:31.490	35.419 125.5	2:32.310	13 -	24.662 257.7	1:26.158	29.838 192.8	2:20.658
6 -	55.057	3:00.706	1:31.889	X:00.000	14 -	24.919 251.7	1:25.392	30.171 189.8	2:20.482
7 -	1:03.579 118.5	2:23.474	1:18.663	4:45.716	15 -	25.156 250.5	1:24.710	30.089 191.8	2:19.955
8 -	1:20.558	2:34.320	1:03.678 122.8	4:58.556					
8	Ryo FUKUDA		JPN		Dallara F399 Sodemo Renault				
1 -	31.155 257.1	1:25.632	29.140 195.2	2:25.927	3 -	24.522 258.3	1:21.249	29.016 195.6	2:14.787
2 -	24.719 261.5	1:22.432	29.026 196.0	2:16.177					
12	Paolo MONTIN		ITA		Dallara F301 TOM's Toyota				
1 -	30.708 255.3	1:23.940	28.920 196.0	2:23.568	9 -	24.738 255.3	1:48.223	42.301	2:55.262
2 -	24.364 260.2	1:21.301	28.648 195.2	2:14.313	10 -	52.198 132.6	2:09.194	44.800 194.2	3:46.192
3 -	24.384 259.6	1:20.956	28.815 195.6	2:14.155	11 -	24.468 258.3	1:22.211	28.726 196.3	2:15.405
4 -	24.207 260.2	1:20.718	28.652 197.0	2:13.577	12 -	24.456 258.9	1:20.777	28.592 197.4	2:13.825
5 -	24.481 258.3	1:34.430	48.094	2:47.005	13 -	24.423 258.3	1:20.505	28.511 197.4	2:13.439
6 -	1:00.803	2:59.105	1:30.135	X:00.000	14 -	24.438 258.9	1:20.301	28.524 194.9	2:13.263
7 -	1:05.556 243.2	2:22.861	1:19.506	4:47.923	15 -	24.455 258.9	1:20.443	28.704 197.8	2:13.602
8 -	1:16.254	2:39.206	53.896 189.4	4:49.356					

**The 48th Macau Grand Prix
SECTOR ANALYSIS - LEG 1**

(contd.)

16	Mark TAYLOR		GBR		Dallara F300 Mugen Honda			
	1 - 31.962	1:25.763	28.824 197.4	2:26.549	5 - 24.768 257.1	1:30.665	48.215	2:43.648
	2 - 24.232 262.1	1:23.655	29.070 195.2	2:16.957	6 - 58.791	2:59.349	1:31.037	X:00.000
	3 - 24.534 258.3	1:22.280	28.978 195.2	2:15.792	7 - 1:03.035	2:23.907	1:20.924	4:47.866
	4 - 24.517 257.7	1:22.424	29.349 191.1	2:16.290				
17	Tristan GOMMENDY		FRA		Dallara F399 Sodemo Renault			
	1 - 5:37.952 233.2	1:34.321	30.438 191.4	X:00.000	8 - 44.227 156.9	2:13.835	36.298 188.4	3:34.360
	2 - 25.502 248.8	1:29.595	32.200 170.3	2:27.297	9 - 25.290 251.1	1:29.878	30.709 189.8	2:25.877
	3 - 25.789 250.5	1:31.777	36.747 162.1	2:34.313	10 - 24.941 254.7	1:25.458	29.821 192.1	2:20.220
	4 - 29.684 119.7	3:05.269	1:25.973	X:00.000	11 - 24.899 255.3	1:26.668	29.636 193.2	2:21.203
	5 - 1:02.655 222.2	2:29.263	1:12.345	4:44.263	12 - 24.632 258.3	1:25.991	31.111 183.3	2:21.734
	6 - 1:21.520	2:46.060	40.944 140.2	4:48.524	13 - 25.276 250.5	1:26.325	31.085 184.3	2:22.686
	7 - 26.788 247.7	1:56.551	38.063 173.0	3:01.402				
18	Tiago MONTEIRO		POR		Dallara F399 Sodemo Renault			
	1 - 31.936 248.2	1:27.261	29.689 183.0	2:28.886	8 - 52.317	2:10.726	40.792 192.5	3:43.835
	2 - 25.510 249.4	1:46.163	42.422	2:54.095P	9 - 25.027 254.1	1:24.485	29.912 194.5	2:19.424
	3 - 4:39.184 246.0	1:31.790	35.709 136.5	X:00.000	10 - 24.812 252.9	1:22.112	29.387 193.8	2:16.311
	4 - 53.792	3:01.262	1:31.782	X:00.000	11 - 25.021 252.3	1:21.845	29.105 194.9	2:15.971
	5 - 1:04.050 175.8	2:23.141	1:19.781	4:46.972	12 - 24.966 252.3	1:21.668	29.047 195.6	2:15.681
	6 - 1:20.042	2:33.547	49.045 180.6	4:42.634	13 - 24.957 252.3	1:20.892	29.081 194.9	2:14.930
	7 - 26.459 244.8	1:47.232	41.170 151.8	2:54.861				
20	Haruki KUROSAWA		JPN		Dallara F399 Spiess Opel			
	1 - 7:39.367 229.2	1:32.967	31.618 175.3	X:00.000	7 - 51.427	2:11.677	39.868 188.4	3:42.972
	2 - 25.761 249.4	1:33.993	33.633 167.9	2:33.387	8 - 24.985 252.9	1:28.308	30.533 188.4	2:23.826
	3 - 51.719	3:04.825	1:29.310	X:00.000	9 - 25.274 254.1	1:28.218	30.099 191.1	2:23.591
	4 - 1:01.552	2:26.144	1:16.657	4:44.353	10 - 25.483 255.3	1:28.255	29.717 192.5	2:23.455
	5 - 1:21.277	2:34.186	49.628	4:45.091	11 - 24.775 254.1	1:25.736	31.391 183.0	2:21.902
	6 - 27.609 245.4	1:45.264	41.183 133.1	2:54.056	12 - 25.083 252.9	1:25.981	30.097 191.4	2:21.161
22	LEI Kit Meng		MAC		Dallara F301 Sodemo Renault			
	1 - 35.417 242.6	1:30.785	30.613 188.1	2:36.815	9 - 28.063 242.1	1:44.046	41.125 144.3	2:53.234
	2 - 25.236 252.3	1:27.442	30.843 191.4	2:23.521	10 - 51.680	2:11.482	40.406 187.5	3:43.568
	3 - 25.204 258.9	1:26.582	30.096 186.5	2:21.882	11 - 25.251 251.1	1:28.236	30.150 191.1	2:23.637
	4 - 25.324 250.0	1:26.053	31.211 183.0	2:22.588	12 - 25.208 250.0	1:27.914	30.990 188.4	2:24.112
	5 - 25.268 251.7	1:31.843	32.789 148.1	2:29.900	13 - 24.978 252.9	1:26.318	29.992 190.8	2:21.288
	6 - 53.448	3:03.985	1:29.918	X:00.000	14 - 25.068 251.7	1:26.071	31.855 178.8	2:22.994
	7 - 1:01.850	2:24.774	1:17.988	4:44.612	15 - 25.433 250.5	1:26.587	30.079 190.8	2:22.099
	8 - 1:21.054	2:33.574	50.602	4:45.230				
23	Heikki KOVALAINEN		FIN		Dallara F301 Sodemo Renault			
	1 - 33.392 244.3	1:28.764	30.252 183.6	2:32.408	9 - 25.543 249.4	1:45.463	42.845 135.0	2:53.851
	2 - 25.176 252.9	1:25.178	29.344 193.2	2:19.698	10 - 52.294	2:09.801	43.206 182.4	3:45.301
	3 - 24.949 252.9	1:23.524	29.278 194.2	2:17.751	11 - 25.859	1:26.160	29.955 190.8	2:21.974
	4 - 24.932 251.7	1:24.329	30.447 179.4	2:19.708	12 - 24.948 252.9	1:24.693	29.511 189.4	2:19.152
	5 - 25.368 251.7	1:33.868	33.308	2:32.544	13 - 24.986 253.5	1:26.405	29.572 193.2	2:20.963
	6 - 59.583	2:59.519	1:32.502	X:00.000	14 - 24.881 252.9	1:24.242	29.312 192.1	2:18.435
	7 - 1:03.988	2:21.208	1:21.189	4:46.385	15 - 24.942 252.9	1:23.484	29.112 194.2	2:17.538
	8 - 1:20.575	2:32.672	51.534 180.0	4:44.781				

**The 48th Macau Grand Prix
SECTOR ANALYSIS - LEG 1**

(contd.)

25	Jonathan COCHET		FRA		Dallara F399 Sodemo Renault				
	1 - 30.856 250.0	1:25.534	29.027 197.0	2:25.417	3 - 24.493 258.3	1:20.694	28.703 197.4	2:13.890	
	2 - 24.424 255.9	1:21.602	28.946 197.0	2:14.972					
26	Yuji IDE		JPN		Dallara F399 Sodemo Renault				
	1 - 32.750 251.7	1:27.687	29.377 191.4	2:29.814	9 - 27.168 241.6	1:48.718	41.524 129.3	2:57.410	
	2 - 24.625	1:23.856	29.115 193.5	2:17.596	10 - 51.598	2:10.949	41.081 188.1	3:43.628	
	3 - 24.776 256.5	1:22.080	29.112 194.2	2:15.968	11 - 25.687 247.7	1:25.054	29.776 192.5	2:20.517	
	4 - 24.758 255.9	1:21.473	29.631 186.5	2:15.862	12 - 24.981 254.1	1:24.018	29.434 193.2	2:18.433	
	5 - 25.033 255.9	1:30.448	44.665	2:40.146	13 - 24.808 258.3	1:23.900	29.706 191.8	2:18.414	
	6 - 59.952	2:58.936	1:32.953	X:00.000	14 - 24.975 254.1	1:21.979	29.169 194.2	2:16.123	
	7 - 1:05.184 181.8	2:20.519	1:20.663	4:46.366	15 - 24.806 255.9	1:22.557	29.390 194.9	2:16.753	
	8 - 1:20.808	2:32.255	54.882 148.5	4:47.945					
27	Bjorn WIRDHEIM		SWE		Dallara F301 Spiess Opel				
	1 - 30.142 246.5	1:22.307	29.433 191.4	2:21.882	9 - 24.636 257.1	1:47.809	43.132	2:55.577	
	2 - 24.811 254.1	1:20.813	28.869 196.7	2:14.493	10 - 51.683 135.1	2:09.318	44.905 195.2	3:45.906	
	3 - 24.655 255.9	1:20.367	28.764 198.8	2:13.786	11 - 24.623 255.3	1:20.951	29.154 196.0	2:14.728	
	4 - 24.516 256.5	1:20.504	28.681 198.1	2:13.701	12 - 24.635 255.9	1:20.215	28.832 198.1	2:13.682	
	5 - 24.551 256.5	1:35.379	48.404	2:48.334	13 - 24.567 256.5	1:20.546	28.702 198.1	2:13.815	
	6 - 1:00.519 145.7	2:58.750	1:29.431	X:00.000	14 - 24.616 254.7	1:19.985	28.664 197.8	2:13.265	
	7 - 1:04.632	2:24.485	1:19.431	4:48.548	15 - 24.579 255.3	1:20.639	28.721 194.5	2:13.939	
	8 - 1:16.820 138.4	2:39.120	53.753 194.9	4:49.693					
28	Kousuke MATSUURA		JPN		Dallara F301 Spiess Opel				
	1 - 30.885	1:24.663	29.370 191.8	2:24.918	9 - 24.690 255.3	1:49.203	42.669 144.0	2:56.562	
	2 - 25.466 247.7	1:22.353	29.084 195.6	2:16.903	10 - 52.800 120.1	2:09.612	43.033 194.2	3:45.445	
	3 - 24.889 252.9	1:21.883	29.041 196.0	2:15.813	11 - 24.829 251.1	1:22.395	29.018 194.9	2:16.242	
	4 - 24.745 252.9	1:21.382	29.821 181.5	2:15.948	12 - 24.844 252.3	1:21.400	29.285 193.5	2:15.529	
	5 - 25.376 250.0	1:28.300	47.964	2:41.640	13 - 24.989 251.7	1:21.097	29.162 191.1	2:15.248	
	6 - 1:01.208	2:59.394	1:31.470	X:00.000	14 - 25.054 251.1	1:20.941	28.930 195.2	2:14.925	
	7 - 1:02.735	2:22.804	1:19.855	4:45.394	15 - 24.854 252.3	1:21.566	28.935 193.8	2:15.355	
	8 - 1:16.752	2:38.749	52.255 192.5	4:47.756					
29	Jo MERSZEI		MAC		Dallara F301 Spiess Opel				
	1 - 36.581 228.3	1:32.784	31.449 186.2	2:40.814	9 - 27.749 232.7	1:56.844	38.339 165.6	3:02.932	
	2 - 26.899 246.0	1:33.827	32.006 187.8	2:32.732	10 - 43.774 159.7	2:14.002	36.667 183.6	3:34.443	
	3 - 25.791 245.4	1:30.881	31.137 190.4	2:27.809	11 - 26.647 243.7	1:31.093	31.574 187.1	2:29.314	
	4 - 25.781 247.1	1:33.033	32.879 172.8	2:31.693	12 - 25.603 248.2	1:30.260	31.187 190.8	2:27.050	
	5 - 26.154 246.0	1:34.310	33.944 174.4	2:34.408	13 - 25.439 248.2	1:29.086	30.965 190.1	2:25.490	
	6 - 27.595 145.9	3:04.889	1:26.503	4:58.987	14 - 25.485 248.2	1:29.595	31.140 189.8	2:26.220	
	7 - 1:02.202	2:29.117	1:13.437	4:44.756	15 - 25.587 246.5	1:29.288	31.007 185.5	2:25.882	
	8 - 1:20.774	2:45.858	40.879 144.3	4:47.511					
30	Andy PRIAULX		GBR		Dallara F301 Mugen Honda				
	1 - 31.648 250.0	1:26.821	32.875	2:31.344	7 - 24.587 260.2	1:25.304	30.151 192.8	2:20.042	
	2 - X:00.000 208.0	2:59.120	1:34.610	X:00.000P	8 - 24.464 259.6	1:28.200	29.774	2:22.438	
	3 - 1:21.314	2:29.893	1:12.740	X:00.000	9 - 24.358 262.7	1:23.791	29.223 195.6	2:17.372	
	4 - 1:20.762	2:47.567	38.824 142.1	4:47.153	10 - 24.193 258.9	1:23.160	29.876 197.0	2:17.229	
	5 - 26.171 224.5	1:56.918	38.920 165.3	3:02.009	11 - 24.313 257.7	1:21.070	28.889 195.2	2:14.272	
	6 - 43.072	2:14.246	36.154 191.1	3:33.472					

**The 48th Macau Grand Prix
SECTOR ANALYSIS - LEG 1**

(contd.)

31	Bruce JOUANNY			FRA	Dallara F301 Mugen Honda				
1	- X:00.000	2:10.505	39.227 187.8	X:00.000	4	- 24.637 258.3	1:23.958	29.540 194.5	2:18.135
2	- 24.963 255.9	1:26.852	30.245 193.5	2:22.060	5	- 25.068 256.5	1:24.554	29.591 193.8	2:19.213
3	- 24.375 260.2	1:27.856	30.193 191.1	2:22.424	6	- 24.386 260.2	1:24.025	29.737 195.6	2:18.148
32	Michael HO			MAC	Dallara F301 Spiess Opel				
1	- 34.417 238.4	1:29.428	30.695 189.1	2:34.540	9	- 27.720 241.6	1:43.473	42.130 145.3	2:53.323
2	- 25.153 251.7	1:25.782	30.267 192.1	2:21.202	10	- 51.704	2:11.063	40.782 184.9	3:43.549
3	- 25.152 250.5	1:25.485	30.300 193.5	2:20.937	11	- 25.436 248.2	1:25.757	30.412 188.4	2:21.605
4	- 25.713 246.0	1:25.669	30.924 183.6	2:22.306	12	- 25.243 249.4	1:25.240	30.397 191.1	2:20.880
5	- 25.348 251.1	1:32.158	34.705 135.0	2:32.211	13	- 25.227 249.4	1:25.308	30.616 191.8	2:21.151
6	- 55.728 154.2	3:01.119	1:30.981	X:00.000	14	- 25.283 248.8	1:24.687	29.982 192.8	2:19.952
7	- 1:03.410	2:24.194	1:18.175	4:45.779	15	- 25.186 251.7	1:24.502	30.142 191.1	2:19.830
8	- 1:21.372	2:33.474	51.319 127.8	4:46.165					
36	Matteo BOBBI			ITA	Dallara F301 Spiess Opel				
1	- 33.549 252.3	1:29.158	30.254 186.8	2:32.961	9	- 25.142 254.1	1:46.607	42.170 134.4	2:53.919
2	- 24.940 255.9	1:25.472	29.417 195.2	2:19.829	10	- 52.395	2:10.249	41.957	3:44.601
3	- 24.804 255.3	1:23.547	29.160 195.2	2:17.511	11	- 25.112 251.1	1:24.642	30.192 190.8	2:19.946
4	- 24.750 255.3	1:24.573	30.722 184.3	2:20.045	12	- 25.391 251.7	1:23.820	29.721 192.5	2:18.932
5	- 25.247 252.3	1:33.922	33.475 130.9	2:32.644	13	- 25.072 251.7	1:23.426	29.613 193.5	2:18.111
6	- 59.794	2:59.600	1:32.905	X:00.000	14	- 25.101 250.5	1:23.056	29.707 192.8	2:17.864
7	- 1:03.427	2:23.266	1:20.675	4:47.368	15	- 25.093 251.1	1:23.046	29.439 192.1	2:17.578
8	- 1:19.818	2:33.188	49.898	4:42.904					


The 48th Macau Grand Prix

BEST SECTOR TIMES

SECTOR 1			SECTOR 2			SECTOR 3			IDEAL / BEST COMPARISON						
POS	NO	NAME	TIME	NO	NAME	TIME	NO	NAME	TIME	POS	NO	NAME	IDEAL	BEST	DIFF
1	30	PRIAULX	24.193	27	WIRDHEIM	1:19.985	12	MONTIN	28.511	1	12	MONTIN	2:13.019	2:13.263	0.244
2	12	MONTIN	24.207	6	SATO	1:20.000	6	SATO	28.543	2	27	WIRDHEIM	2:13.165	2:13.265	0.100
3	16	TAYLOR	24.232	12	MONTIN	1:20.301	27	WIRDHEIM	28.664	3	6	SATO	2:13.267	2:13.335	0.068
4	3	TRELUYER	24.273	25	COCHET	1:20.694	25	COCHET	28.703	4	25	COCHET	2:13.821	2:13.890	0.069
5	31	JOUANNY	24.375	18	MONTEIRO	1:20.892	3	TRELUYER	28.715	5	3	TRELUYER	2:13.911	2:14.261	0.350
6	25	COCHET	24.424	3	TRELUYER	1:20.923	16	TAYLOR	28.824	6	30	PRIAULX	2:14.152	2:14.272	0.120
7	27	WIRDHEIM	24.516	28	MATSUURA	1:20.941	30	PRIAULX	28.889	7	28	MATSUURA	2:14.561	2:14.925	0.364
8	8	FUKUDA	24.522	30	PRIAULX	1:21.070	28	MATSUURA	28.930	8	18	MONTEIRO	2:14.751	2:14.930	0.179
9	26	IDE	24.625	8	FUKUDA	1:21.249	8	FUKUDA	29.016	9	8	FUKUDA	2:14.787	2:14.787	0.000
10	17	GOMMENDY	24.632	26	IDE	1:21.473	18	MONTEIRO	29.047	10	26	IDE	2:15.210	2:15.862	0.652
11	7	HACKETT	24.662	16	TAYLOR	1:22.280	23	KOVALAINEN	29.112	11	16	TAYLOR	2:15.336	2:15.792	0.456
12	28	MATSUURA	24.690	36	BOBBI	1:23.046	26	IDE	29.112	12	36	BOBBI	2:16.956	2:17.511	0.555
13	6	SATO	24.724	23	KOVALAINEN	1:23.484	36	BOBBI	29.160	13	23	KOVALAINEN	2:17.477	2:17.538	0.061
14	36	BOBBI	24.750	31	JOUANNY	1:23.958	2	TOCCACELO	29.309	14	31	JOUANNY	2:17.873	2:18.135	0.262
15	20	KUROSAWA	24.775	32	HO_	1:24.502	31	JOUANNY	29.540	15	7	HACKETT	2:19.046	2:19.955	0.909
16	18	MONTEIRO	24.812	7	HACKETT	1:24.710	17	GOMMENDY	29.636	16	32	HO_	2:19.636	2:19.830	0.194
17	23	KOVALAINEN	24.881	17	GOMMENDY	1:25.458	7	HACKETT	29.674	17	17	GOMMENDY	2:19.726	2:20.220	0.494
18	22	LEI Kit Meng	24.978	20	KUROSAWA	1:25.736	20	KUROSAWA	29.717	18	20	KUROSAWA	2:20.228	2:21.161	0.933
19	32	HO_	25.152	22	LEI Kit Meng	1:26.053	32	HO_	29.982	19	22	LEI Kit Meng	2:21.023	2:21.288	0.265
20	29	MERSZEI	25.439	2	TOCCACELO	1:28.158	22	LEI Kit Meng	29.992	20	29	MERSZEI	2:25.490	2:25.490	0.000
21	2	TOCCACELO	31.799	29	MERSZEI	1:29.086	29	MERSZEI	30.965	21	2	TOCCACELO	2:29.266	2:29.266	0.000
													Perfect Lap	2:12.689	

Circuito Da Guia
 Circuit Length = 6.120 kilometre
 Start: 10:48 End: 11:33

MST sports timing



The 48th Macau Grand Prix
SPEED TRAP - LEG 1 - FINISH LINE

POS	NO	CL	DRIVER	NAT	CAR	KPH
1	6		Takuma SATO	JPN	Dallara F301 Mugen Honda	198.8
2	27		Bjorn WIRDHEIM	SWE	Dallara F301 Spiess Opel	198.8
3	3		Benoit TRELUYER	FRA	Dallara F301 Mugen Honda	198.5
4	12		Paolo MONTIN	ITA	Dallara F301 TOM's Toyota	197.8
5	25		Jonathan COCHET	FRA	Dallara F399 Sodemo Renault	197.4
6	16		Mark TAYLOR	GBR	Dallara F300 Mugen Honda	197.4
7	30		Andy PRIAULX	GBR	Dallara F301 Mugen Honda	197.0
8	28		Kousuke MATSUURA	JPN	Dallara F301 Spiess Opel	196.0
9	8		Ryo FUKUDA	JPN	Dallara F399 Sodemo Renault	196.0
10	31		Bruce JOUANNY	FRA	Dallara F301 Mugen Honda	195.6
11	18		Tiago MONTEIRO	POR	Dallara F399 Sodemo Renault	195.6
12	36		Matteo BOBBI	ITA	Dallara F301 Spiess Opel	195.2
13	26		Yuji IDE	JPN	Dallara F399 Sodemo Renault	194.9
14	23		Heikki KOVALAINEN	FIN	Dallara F301 Sodemo Renault	194.2
15	7		Peter HACKETT	AUS	Dallara F300 Mugen Honda	193.5
16	32		Michael HO	MAC	Dallara F301 Spiess Opel	193.5
17	17		Tristan GOMMENDY	FRA	Dallara F399 Sodemo Renault	193.2
18	2		Enrico TOCCACELO	ITA	Dallara F300 Speiss Opel	192.8
19	20		Haruki KUROSAWA	JPN	Dallara F399 Spiess Opel	192.5
20	22		LEI Kit Meng	MAC	Dallara F301 Sodemo Renault	191.4
21	29		Jo MERSZEI	MAC	Dallara F301 Spiess Opel	190.8



The 48th Macau Grand Prix
SPEED TRAP - LEG 1 - SECTOR 1

(contd.)

POS	NO	CL	DRIVER	NAT	CAR	KPH
1	30		Andy PRIAULX	GBR	Dallara F301 Mugen Honda	262.7
2	16		Mark TAYLOR	GBR	Dallara F300 Mugen Honda	262.1
3	8		Ryo FUKUDA	JPN	Dallara F399 Sodemo Renault	261.5
4	31		Bruce JOUANNY	FRA	Dallara F301 Mugen Honda	260.2
5	12		Paolo MONTIN	ITA	Dallara F301 TOM's Toyota	260.2
6	3		Benoit TRELUYER	FRA	Dallara F301 Mugen Honda	259.6
7	22		LEI Kit Meng	MAC	Dallara F301 Sodemo Renault	258.9
8	17		Tristan GOMMENDY	FRA	Dallara F399 Sodemo Renault	258.3
9	26		Yuji IDE	JPN	Dallara F399 Sodemo Renault	258.3
10	25		Jonathan COCHET	FRA	Dallara F399 Sodemo Renault	258.3
11	7		Peter HACKETT	AUS	Dallara F300 Mugen Honda	257.7
12	27		Bjorn WIRDHEIM	SWE	Dallara F301 Spiess Opel	257.1
13	36		Matteo BOBBI	ITA	Dallara F301 Spiess Opel	255.9
14	20		Haruki KUROSAWA	JPN	Dallara F399 Spiess Opel	255.3
15	28		Kousuke MATSUURA	JPN	Dallara F301 Spiess Opel	255.3
16	6		Takuma SATO	JPN	Dallara F301 Mugen Honda	254.1
17	18		Tiago MONTEIRO	POR	Dallara F399 Sodemo Renault	254.1
18	23		Heikki KOVALAINEN	FIN	Dallara F301 Sodemo Renault	253.5
19	2		Enrico TOCCACELO	ITA	Dallara F300 Spiess Opel	253.5
20	32		Michael HO	MAC	Dallara F301 Spiess Opel	251.7
21	29		Jo MERSZEI	MAC	Dallara F301 Spiess Opel	248.2



The 48th Macau Grand Prix
GRID - LEG 2

ROW 12	19 OLIVEIRA	9 LEE
ROW 11	1 KANEISHI	15 HAYES
ROW 10	2 TOCCACELO	10 KAFFER
ROW 9	16 TAYLOR	31 JOUANNY
ROW 8	20 KUROSAWA	30 PRIAULX
ROW 7	18 MONTEIRO	17 GOMMENDY
ROW 6	22 LEI	29 MERSZEI
ROW 5	32 HO	7 HACKETT
ROW 4	26 IDE	23 KOVALAINEN
ROW 3	28 MATSUURA	36 BOBBI
ROW 2	12 MONTIN	3 TRELUYER
ROW 1	6 SATO	27 WIRDHEIM

POLE

Weather / Track : Sunny / Dry

Circuito Da Guia
Circuit Length = 6.1200 km.

MST sports timing

Race Director	Stewards	Timekeeper
---------------	----------	------------



The 48th Macau Grand Prix PROVISIONAL RESULT - LEG 2

POS	NO	CL	DRIVER	NAT	CAR	TIME	LAPS	GAP	KPH	BEST
1	6		Takuma SATO	JPN	Dallara F301 Mugen Honda	33:35.772	15		163.94	2:13.034
2	3		Benoit TRELUYER	FRA	Dallara F301 Mugen Honda	33:40.182	15	4.410	163.58	2:13.449
3	27		Bjorn WIRDHEIM	SWE	Dallara F301 Spiess Opel	33:42.630	15	6.858	163.39	2:13.395
4	28		Kousuke MATSUURA	JPN	Dallara F301 Spiess Opel	33:46.891	15	11.119	163.04	2:12.998
5	30		Andy PRIAULX	GBR	Dallara F301 Mugen Honda	34:05.450	15	29.678	161.56	2:13.618
6	18		Tiago MONTEIRO	POR	Dallara F399 Sodemo Renault	34:07.161	15	31.389	161.43	2:13.899
7	10		Pierre KAFFER	GER	Dallara F300 Mugen Honda	34:07.769	15	31.997	161.38	2:13.397
8	26		Yuji IDE	JPN	Dallara F399 Sodemo Renault	34:10.361	15	34.589	161.18	2:14.438
9	17		Tristan GOMMENDY	FRA	Dallara F399 Sodemo Renault	34:18.879	15	43.107	160.51	2:14.617
10	31		Bruce JOUANNY	FRA	Dallara F301 Mugen Honda	34:24.316	15	48.544	160.09	2:14.489
11	15		Derek HAYES	GBR	Dallara F300 Mugen Honda	34:24.771	15	48.999	160.05	2:12.921
12	36		Matteo BOBBI	ITA	Dallara F301 Spiess Opel	34:26.521	15	50.749	159.92	2:15.961
13	19		J Paulo de OLIVEIRA	BRA	Dallara F399 Speiss Opel	34:27.015	15	51.243	159.88	2:13.485
14	20		Haruki KUROSAWA	JPN	Dallara F399 Spiess Opel	34:56.897	15	1:21.125	157.60	2:16.910
15	9		Marchy LEE	CHN	Dallara F399 Sodemo Renault	34:57.993	15	1:22.221	157.52	2:16.788
16	7		Peter HACKETT	AUS	Dallara F300 Mugen Honda	35:06.731	15	1:30.959	156.86	2:18.237
17	23		Heikki KOVALAINEN	FIN	Dallara F301 Sodemo Renault	35:31.025	15	1:55.253	155.08	2:14.465
18	32		Michael HO	MAC	Dallara F301 Spiess Opel	35:44.313	15	2:08.541	154.11	2:20.074
19	22		LEI Kit Meng	MAC	Dallara F301 Sodemo Renault	34:32.323	14	1 LAP	148.84	2:23.515
20	12		Paolo MONTIN	ITA	Dallara F301 TOM's Toyota	34:36.740	14	1 LAP	148.52	2:13.506
21	29		Jo MERSZEI	MAC	Dallara F301 Spiess Opel	34:45.059	14	1 LAP	147.93	2:26.068

NOT CLASSIFIED

1	Toshihiro KANEISHI	JPN	Dallara F300 Speiss Opel	25:58.839	11	D.N.F.	155.47	2:14.178
2	Enrico TOCCACELO	ITA	Dallara F300 Speiss Opel	4:57.028	2	D.N.F.	148.35	2:21.466

FASTEST LAP

15	Derek HAYES		Dallara F300 Mugen Honda	2:12.921	11	165.75kph	102.99mph
----	--------------------	--	--------------------------	----------	----	-----------	-----------

Weather / Track : Sunny / Dry

MST Sports Timing

Circuito Da Guia
Circuit Length = 6.1200 km.
Start: 15:45 End: 16:19

Race Director	Stewards	Timekeeper
---------------	----------	------------

BULLETIN TK138

The 48th Macau Grand Prix PROVISIONAL COMBINED RACE RESULT

POS	NO	CL	DRIVER	NAT	CAR	TIME	LAPS	GAP	KPH	BEST
1	6		Takuma SATO	JPN	Dallara F301 Mugen Honda		30			
2	3		Benoit TRELUYER	FRA	Dallara F301 Mugen Honda		30			
3	27		Bjorn WIRDHEIM	SWE	Dallara F301 Spiess Opel		30			
4	28		Kousuke MATSUURA	JPN	Dallara F301 Spiess Opel		30			
5	26		Yuji IDE	JPN	Dallara F399 Sodemo Renault		30			
6	36		Matteo BOBBI	ITA	Dallara F301 Spiess Opel		30			
7	7		Peter HACKETT	AUS	Dallara F300 Mugen Honda		30			
8	23		Heikki KOVALAINEN	FIN	Dallara F301 Sodemo Renault		30			
9	32		Michael HO	MAC	Dallara F301 Spiess Opel		30			
10	22		LEI Kit Meng	MAC	Dallara F301 Sodemo Renault		29			
11	12		Paolo MONTIN	ITA	Dallara F301 TOM's Toyota		29			
12	29		Jo MERSZEI	MAC	Dallara F301 Spiess Opel		29			
13	18		Tiago MONTEIRO	POR	Dallara F399 Sodemo Renault		28			
14	17		Tristan GOMMENDY	FRA	Dallara F399 Sodemo Renault		28			
15	20		Haruki KUROSAWA	JPN	Dallara F399 Spiess Opel		27			

NOT CLASSIFIED

30	Andy PRIAULX	GBR	Dallara F301 Mugen Honda	26
31	Bruce JOUANNY	FRA	Dallara F301 Mugen Honda	21
10	Pierre KAFFER	GER	Dallara F300 Mugen Honda	15
15	Derek HAYES	GBR	Dallara F300 Mugen Honda	15
19	J Paulo de OLIVEIRA	BRA	Dallara F399 Speiss Opel	15
9	Marchy LEE	CHN	Dallara F399 Sodemo Renault	15
1	Toshihiro KANEISHI	JPN	Dallara F300 Speiss Opel	11
16	Mark TAYLOR	GBR	Dallara F300 Mugen Honda	7
8	Ryo FUKUDA	JPN	Dallara F399 Sodemo Renault	3
25	Jonathan COCHET	FRA	Dallara F399 Sodemo Renault	3
2	Enrico TOCCACELO	ITA	Dallara F300 Speiss Opel	3


FASTEST LAP

15	Derek HAYES	Dallara F300 Mugen Honda	2:12.921	102.99mph	165.75kph
----	--------------------	--------------------------	----------	-----------	-----------

Weather / Track : Sunny / Dry

Circuito Da Guia
Circuit Length = 6.1200 km.
Start: 10:30 End: 11:00

Clerk of Course:	Stewards:	Timekeeper:
------------------	-----------	-------------



The 48th Macau Grand Prix FINAL RESULT - LEG 2

POS	NO	CL	DRIVER	NAT	CAR	TIME	LAPS	GAP	KPH	BEST
1	6		Takuma SATO	JPN	Dallara F301 Mugen Honda	33:35.772	15		163.94	2:13.034
2	3		Benoit TRELUYER	FRA	Dallara F301 Mugen Honda	33:40.182	15	4.410	163.58	2:13.449
3	27		Bjorn WIRDHEIM	SWE	Dallara F301 Spiess Opel	33:42.630	15	6.858	163.39	2:13.395
4	28		Kousuke MATSUURA	JPN	Dallara F301 Spiess Opel	33:46.891	15	11.119	163.04	2:12.998
5	30		Andy PRIAULX	GBR	Dallara F301 Mugen Honda	34:05.450	15	29.678	161.56	2:13.618
6	18		Tiago MONTEIRO	POR	Dallara F399 Sodemo Renault	34:07.161	15	31.389	161.43	2:13.899
7	10		Pierre KAFFER	GER	Dallara F300 Mugen Honda	34:07.769	15	31.997	161.38	2:13.397
8	26		Yuji IDE	JPN	Dallara F399 Sodemo Renault	34:10.361	15	34.589	161.18	2:14.438
9	17		Tristan GOMMENDY	FRA	Dallara F399 Sodemo Renault	34:18.879	15	43.107	160.51	2:14.617
10	31		Bruce JOUANNY	FRA	Dallara F301 Mugen Honda	34:24.316	15	48.544	160.09	2:14.489
11	15		Derek HAYES	GBR	Dallara F300 Mugen Honda	34:24.771	15	48.999	160.05	2:12.921
12	36		Matteo BOBBI	ITA	Dallara F301 Spiess Opel	34:26.521	15	50.749	159.92	2:15.961
13	19		J Paulo de OLIVEIRA	BRA	Dallara F399 Speiss Opel	34:27.015	15	51.243	159.88	2:13.485
14	20		Haruki KUROSAWA	JPN	Dallara F399 Spiess Opel	34:56.897	15	1:21.125	157.60	2:16.910
15	9		Marchy LEE	CHN	Dallara F399 Sodemo Renault	34:57.993	15	1:22.221	157.52	2:16.788
16	7		Peter HACKETT	AUS	Dallara F300 Mugen Honda	35:06.731	15	1:30.959	156.86	2:18.237
17	23		Heikki KOVALAINEN	FIN	Dallara F301 Sodemo Renault	35:31.025	15	1:55.253	155.08	2:14.465
18	32		Michael HO	MAC	Dallara F301 Spiess Opel	35:44.313	15	2:08.541	154.11	2:20.074
19	22		LEI Kit Meng	MAC	Dallara F301 Sodemo Renault	34:32.323	14	1 LAP	148.84	2:23.515
20	12		Paolo MONTIN	ITA	Dallara F301 TOM's Toyota	34:36.740	14	1 LAP	148.52	2:13.506
21	29		Jo MERSZEI	MAC	Dallara F301 Spiess Opel	34:45.059	14	1 LAP	147.93	2:26.068

NOT CLASSIFIED

1	Toshihiro KANEISHI	JPN	Dallara F300 Speiss Opel	25:58.839	11	D.N.F.	155.47	2:14.178
2	Enrico TOCCACELO	ITA	Dallara F300 Speiss Opel	4:57.028	2	D.N.F.	148.35	2:21.466

FASTEST LAP

15	Derek HAYES		Dallara F300 Mugen Honda	2:12.921	11	165.75kph	102.99mph
----	--------------------	--	--------------------------	----------	----	-----------	-----------

Weather / Track : Sunny / Dry

MST Sports Timing

 Circuito Da Guia
 Circuit Length = 6.1200 km.
 Start: 15:45 End: 16:19

Race Director	Stewards	Timekeeper
---------------	----------	------------

BULLETIN TK144

The 48th Macau Grand Prix FINAL COMBINED RACE RESULT

POS	NO	CL	DRIVER	NAT	CAR	TIME	LAPS	GAP	KPH	BEST
1	6		Takuma SATO	JPN	Dallara F301 Mugen Honda		30			
2	3		Benoit TRELUYER	FRA	Dallara F301 Mugen Honda		30			
3	27		Bjorn WIRDHEIM	SWE	Dallara F301 Spiess Opel		30			
4	28		Kousuke MATSUURA	JPN	Dallara F301 Spiess Opel		30			
5	26		Yuji IDE	JPN	Dallara F399 Sodemo Renault		30			
6	36		Matteo BOBBI	ITA	Dallara F301 Spiess Opel		30			
7	7		Peter HACKETT	AUS	Dallara F300 Mugen Honda		30			
8	23		Heikki KOVALAINEN	FIN	Dallara F301 Sodemo Renault		30			
9	32		Michael HO	MAC	Dallara F301 Spiess Opel		30			
10	22		LEI Kit Meng	MAC	Dallara F301 Sodemo Renault		29			
11	12		Paolo MONTIN	ITA	Dallara F301 TOM's Toyota		29			
12	29		Jo MERSZEI	MAC	Dallara F301 Spiess Opel		29			
13	18		Tiago MONTEIRO	POR	Dallara F399 Sodemo Renault		28			
14	17		Tristan GOMMENDY	FRA	Dallara F399 Sodemo Renault		28			
15	20		Haruki KUROSAWA	JPN	Dallara F399 Spiess Opel		27			

NOT CLASSIFIED

30	Andy PRIAULX	GBR	Dallara F301 Mugen Honda		26
31	Bruce JOUANNY	FRA	Dallara F301 Mugen Honda		21
10	Pierre KAFFER	GER	Dallara F300 Mugen Honda		15
15	Derek HAYES	GBR	Dallara F300 Mugen Honda		15
19	J Paulo de OLIVEIRA	BRA	Dallara F399 Speiss Opel		15
9	Marchy LEE	CHN	Dallara F399 Sodemo Renault		15
1	Toshihiro KANEISHI	JPN	Dallara F300 Speiss Opel		11
16	Mark TAYLOR	GBR	Dallara F300 Mugen Honda		7
8	Ryo FUKUDA	JPN	Dallara F399 Sodemo Renault		3
25	Jonathan COCHET	FRA	Dallara F399 Sodemo Renault		3
2	Enrico TOCCACELO	ITA	Dallara F300 Speiss Opel		3

FASTEST LAP

15	Derek HAYES		Dallara F300 Mugen Honda	2:12.921	102.99mph	165.75kph
----	--------------------	--	--------------------------	----------	-----------	-----------


Weather / Track : Sunny / Dry

Circuito Da Guia
Circuit Length = 6.1200 km.
Start: 10:30 End: 11:00

Clerk of Course:


Stewards:

Timekeeper:



The 48th Macau Grand Prix
LAP CHART - LEG 2


Lap 1			Lap 2			Lap 3			Lap 4			Lap 5		
No	Behind	Laptime	No	Behind	Laptime	No	Behind	Laptime	No	Behind	Laptime	No	Behind	Laptime
6		2:21.971	6		2:15.573	6		2:14.251	6		2:13.749	6		2:13.734
3	1.494	2:23.465	3	1.301	2:15.380	3	1.289	2:14.239	3	0.998	2:13.458	3	2.235	2:14.971
27	1.868	2:23.839	27	1.717	2:15.422	27	2.126	2:14.660	27	2.408	2:14.031	27	3.066	2:14.392
12	2.932	2:24.903	12	2.649	2:15.290	28	5.261	2:15.042	28	6.411	2:14.899	28	7.321	2:14.644
28	4.265	2:26.236	28	4.470	2:15.778	26	11.433	2:17.610	26	13.720	2:16.036	26	15.668	2:15.682
36	5.781	2:27.752	26	8.074	2:17.539	36	12.384	2:17.593	36	15.463	2:16.828	36	18.077	2:16.348
26	6.108	2:28.079	36	9.042	2:18.834	17	13.560	2:17.114	17	16.155	2:16.344	17	18.876	2:16.455
7	8.536	2:30.507	17	10.697	2:17.469	18	17.311	2:16.314	18	18.597	2:15.035	18	19.669	2:14.806
17	8.801	2:30.772	7	15.036	2:22.073	30	18.486	2:17.106	30	20.176	2:15.439	30	21.014	2:14.572
32	11.008	2:32.979	18	15.248	2:19.682	10	18.987	2:16.538	10	20.681	2:15.443	10	21.595	2:14.648
18	11.139	2:33.110	30	15.631	2:19.189	7	24.119	2:23.334	31	27.401	2:16.602	31	29.324	2:15.657
20	11.626	2:33.597	31	16.566	2:19.550	31	24.548	2:22.233	7	30.748	2:20.378	7	35.779	2:18.765
30	12.015	2:33.986	10	16.700	2:19.482	20	25.573	2:20.935	20	31.532	2:19.708	15	36.205	2:18.050
31	12.589	2:34.560	20	18.889	2:22.836	15	26.360	2:18.882	15	31.889	2:19.278	20	37.415	2:19.617
10	12.791	2:34.762	2	19.484	2:21.466	1	26.991	2:18.788	1	32.206	2:18.964	1	37.580	2:19.108
2	13.591	2:35.562	15	21.729	2:23.036	19	27.589	2:19.190	19	32.645	2:18.805	19	37.982	2:19.071
15	14.266	2:36.237	1	22.454	2:23.361	32	33.768	2:24.831	9	39.666	2:19.520	9	44.435	2:18.503
1	14.666	2:36.637	19	22.650	2:22.161	9	33.895	2:24.337	32	43.338	2:23.319	12	1 LAP	4:02.398
19	16.062	2:38.033	32	23.188	2:27.753	22	45.325	2:28.394	22	58.498	2:26.922	32	52.198	2:22.594
9	17.068	2:39.039	9	23.809	2:22.314	29	47.775	2:29.050	29	1:00.740	2:26.714	22	1:10.673	2:25.909
22	19.546	2:41.517	22	31.182	2:27.209	12	1:16.625	3:28.227P	23	1:23.173	2:18.852	29	1:13.074	2:26.068
29	20.456	2:42.427	29	32.976	2:28.093	23	1:18.070	2:20.871				23	1:28.383	2:18.944
23	1:06.886	3:28.857	23	1:11.450	2:20.137									



The 48th Macau Grand Prix
LAP CHART - LEG 2

(contd.)

Lap 6			Lap 7			Lap 8			Lap 9			Lap 10		
No	Behind	Laptime	No	Behind	Laptime	No	Behind	Laptime	No	Behind	Laptime	No	Behind	Laptime
6		2:14.089	6		2:13.164	6		2:13.034	6		2:13.250	6		2:13.142
3	1.595	2:13.449	3	2.062	2:13.631	3	2.575	2:13.547	3	2.943	2:13.618	3	3.478	2:13.677
27	3.076	2:14.099	27	3.833	2:13.921	27	4.485	2:13.686	27	4.790	2:13.555	27	5.043	2:13.395
28	7.743	2:14.511	28	8.930	2:14.351	28	9.834	2:13.938	28	10.442	2:13.858	28	10.579	2:13.279
26	17.326	2:15.747	26	19.228	2:15.066	26	20.961	2:14.767	26	22.149	2:14.438	26	24.608	2:15.601
36	20.060	2:16.072	36	22.857	2:15.961	18	24.176	2:14.093	18	25.179	2:14.253	18	26.597	2:14.560
17	20.883	2:16.096	18	23.117	2:14.889	30	24.877	2:14.037	30	26.198	2:14.571	30	27.248	2:14.192
18	21.392	2:15.812	30	23.874	2:14.904	10	27.360	2:15.263	10	27.665	2:13.555	10	27.920	2:13.397
30	22.134	2:15.209	10	25.131	2:15.854	36	28.179	2:18.356	36	31.052	2:16.123	36	34.218	2:16.308
10	22.441	2:14.935	17	26.716	2:18.997	17	29.482	2:15.800	17	31.988	2:15.756	17	34.511	2:15.665
31	30.497	2:15.262	31	32.501	2:15.168	31	34.646	2:15.179	31	36.488	2:15.092	31	37.835	2:14.489
15	38.030	2:15.914	15	39.693	2:14.827	15	40.501	2:13.842	15	41.103	2:13.852	15	41.764	2:13.803
7	40.991	2:19.301	1	42.319	2:14.238	1	43.691	2:14.406	1	44.619	2:14.178	1	45.666	2:14.189
1	41.245	2:17.754	19	44.011	2:15.657	19	45.661	2:14.684	19	46.829	2:14.418	19	48.137	2:14.450
19	41.518	2:17.625	7	48.110	2:20.283	20	53.154	2:17.639	20	56.814	2:16.910	20	1:00.710	2:17.038
20	42.883	2:19.557	20	48.549	2:18.830	7	55.079	2:20.003	7	1:00.066	2:18.237	12	1 LAP	2:13.964
9	47.755	2:17.409	9	52.117	2:17.526	9	56.713	2:17.630	12	1 LAP	2:16.685	7	1:05.196	2:18.272
12	1 LAP	2:15.014	12	1 LAP	2:14.347	12	1 LAP	2:16.236	9	1:01.231	2:17.768	9	1:05.647	2:17.558
32	58.183	2:20.074	32	1:05.764	2:20.745	32	1:13.323	2:20.593	32	1:20.935	2:20.862	32	1:28.842	2:21.049
22	1:20.099	2:23.515	22	1:31.698	2:24.763	23	1:41.559	2:17.869	23	1:45.204	2:16.895	23	1:47.515	2:15.453
29	1:25.485	2:26.500	23	1:36.724	2:18.163	22	1:44.185	2:25.521	22	1:55.798	2:24.863	22	2:08.697	2:26.041
23	1:31.725	2:17.431	29	1:40.014	2:27.693	29	1:53.628	2:26.648	29	2:06.929	2:26.551			



The 48th Macau Grand Prix
LAP CHART - LEG 2

(contd.)

Lap 11			Lap 12			Lap 13			Lap 14			Lap 15		
No	Behind	Laptime	No	Behind	Laptime	No	Behind	Laptime	No	Behind	Laptime	No	Behind	Laptime
6		2:13.821	6		2:14.759	6		2:13.187	6		2:13.069	6		2:14.979
3	3.318	2:13.661	3	2.942	2:14.383	3	3.713	2:13.958	3	5.017	2:14.373	3	4.410	2:14.372
27	4.860	2:13.638	27	5.849	2:15.748	27	6.317	2:13.655	27	7.278	2:14.030	27	6.858	2:14.559
28	9.774	2:13.016	28	8.519	2:13.504	28	9.257	2:13.925	28	9.186	2:12.998	28	11.119	2:16.912
29	1 LAP	2:31.422	22	1 LAP	2:28.556	22	1 LAP	2:27.517	30	31.039	2:16.632	30	29.678	2:13.618
26	25.823	2:15.036	29	1 LAP	2:26.175	30	27.476	2:14.163	26	31.913	2:16.351	18	31.389	2:14.140
30	27.525	2:14.098	26	25.986	2:14.922	26	28.631	2:15.832	18	32.228	2:16.061	10	31.997	2:14.401
18	28.688	2:15.912	30	26.500	2:13.734	18	29.236	2:14.595	10	32.575	2:15.825	26	34.589	2:17.655
10	28.780	2:14.681	18	27.828	2:13.899	10	29.819	2:14.747	22	1 LAP	2:28.818	17	43.107	2:16.708
17	35.307	2:14.617	10	28.259	2:14.238	17	38.787	2:16.229	17	41.378	2:15.660	31	48.544	2:17.630
36	37.184	2:16.787	17	35.745	2:15.197	29	1 LAP	2:30.438	31	45.893	2:16.266	15	48.999	2:17.476
31	38.689	2:14.675	36	38.458	2:16.033	31	42.696	2:16.850	15	46.502	2:15.888	36	50.749	2:18.439
15	40.864	2:12.921	31	39.033	2:15.103	36	43.183	2:17.912	36	47.289	2:17.175	19	51.243	2:16.461
19	48.842	2:14.526	15	40.358	2:14.253	15	43.683	2:16.512	19	49.761	2:14.686	22	1 LAP	2:32.778
12	1 LAP	2:14.605	19	47.846	2:13.763	19	48.144	2:13.485	29	1 LAP	2:28.705	12	1 LAP	2:13.863
20	1:06.198	2:19.309	12	1 LAP	2:13.865	12	1 LAP	2:13.837	12	1 LAP	2:13.506	29	1 LAP	2:28.575
9	1:08.889	2:17.063	20	1:08.873	2:17.434	20	1:13.431	2:17.745	20	1:18.238	2:17.876	20	1:21.125	2:17.866
7	1:10.425	2:19.050	9	1:12.158	2:18.028	9	1:16.003	2:17.032	9	1:19.722	2:16.788	9	1:22.221	2:17.478
1	1:19.061	2:47.216P	7	1:14.752	2:19.086	7	1:20.218	2:18.653	7	1:26.554	2:19.405	7	1:30.959	2:19.384
32	1:35.385	2:20.364	32	1:42.362	2:21.736	23	1:51.150	2:15.518	23	1:53.074	2:14.993	23	1:55.253	2:17.158
23	1:49.113	2:15.419	23	1:48.819	2:14.465	32	1:51.890	2:22.715	32	2:00.423	2:21.602	32	2:08.541	2:23.097

**The 48th Macau Grand Prix
SECTOR ANALYSIS - LEG 2**

1	Toshihiro KANEISHI		JPN		Dallara F300 Speiss Opel				
1 -		2:07.394		195.2	2:36.637	7 - 24.626 254.7	1:20.658	28.954 195.2	2:14.238
2 -	24.353 262.1	1:29.074		29.934 193.5	2:23.361	8 - 24.868 254.1	1:20.611	28.927 196.0	2:14.406
3 -	24.686 257.7	1:24.704		29.398 196.3	2:18.788	9 - 24.828 254.1	1:20.618	28.732 196.3	2:14.178
4 -	24.540 257.7	1:25.133		29.291 193.2	2:18.964	10 - 24.848 254.1	1:20.426	28.915 196.3	2:14.189
5 -	24.493 258.3	1:25.260		29.355 196.7	2:19.108	11 - 24.900 253.5	1:29.456	52.860	2:47.216P
6 -	24.395 257.1	1:24.227		29.132 196.3	2:17.754				
2	Enrico TOCCACELO		ITA		Dallara F300 Speiss Opel				
1 -		2:06.020		192.8	2:35.562	2 - 24.651 256.5	1:27.557	29.258 196.0	2:21.466
3	Benoit TRELUYER		FRA		Dallara F301 Mugen Honda				
1 -		1:54.185		193.8	2:23.465	9 - 24.579 255.3	1:20.471	28.568 198.8	2:13.618
2 -	24.724 251.1	1:21.751		28.905 197.0	2:15.380	10 - 24.571 255.3	1:20.396	28.710 198.8	2:13.677
3 -	24.605 255.9	1:20.920		28.714 197.8	2:14.239	11 - 24.560 256.5	1:20.422	28.679 198.5	2:13.661
4 -	24.541 255.9	1:20.346		28.571 198.1	2:13.458	12 - 24.577 255.9	1:21.045	28.761 198.5	2:14.383
5 -	24.473 257.7	1:21.813		28.685 197.4	2:14.971	13 - 24.616 255.9	1:20.623	28.719 198.1	2:13.958
6 -	24.587 255.9	1:20.260		28.602 199.6	2:13.449	14 - 24.654 254.7	1:21.064	28.655 199.6	2:14.373
7 -	24.520 256.5	1:20.473		28.638 198.8	2:13.631	15 - 24.616 255.3	1:20.882	28.874 198.1	2:14.372
8 -	24.556 255.9	1:20.440		28.551 198.5	2:13.547				
6	Takuma SATO		JPN		Dallara F301 Mugen Honda				
1 -		1:52.736		194.9	2:21.971	9 - 24.853 251.7	1:19.896	28.501 197.8	2:13.250
2 -	25.078 251.1	1:21.290		29.205 194.5	2:15.573	10 - 24.870 252.3	1:19.836	28.436 199.2	2:13.142
3 -	25.037 251.7	1:20.339		28.875 196.3	2:14.251	11 - 24.792 253.5	1:20.435	28.594 198.1	2:13.821
4 -	24.940 252.3	1:19.924		28.885 195.2	2:13.749	12 - 24.845 252.9	1:21.451	28.463 198.1	2:14.759
5 -	24.962 252.3	1:19.942		28.830 196.7	2:13.734	13 - 24.931 251.7	1:19.737	28.519 198.8	2:13.187
6 -	24.914 252.3	1:20.332		28.843 197.8	2:14.089	14 - 24.914 251.7	1:19.643	28.512 198.8	2:13.069
7 -	24.888 252.3	1:19.740		28.536 198.5	2:13.164	15 - 24.922 251.7	1:20.363	29.694 114.1	2:14.979
8 -	24.887 252.3	1:19.600		28.547 198.5	2:13.034				
7	Peter HACKETT		AUS		Dallara F300 Mugen Honda				
1 -		2:00.398		190.8	2:30.507	9 - 25.009 251.7	1:23.589	29.639 192.1	2:18.237
2 -	26.086 243.7	1:26.023		29.964 191.8	2:22.073	10 - 25.291 251.7	1:23.588	29.393 194.2	2:18.272
3 -	25.550	1:27.921		29.863 191.4	2:23.334	11 - 25.157 251.7	1:24.440	29.453 192.5	2:19.050
4 -	25.684 248.2	1:24.825		29.869 192.8	2:20.378	12 - 25.123 251.7	1:24.464	29.499 193.5	2:19.086
5 -	25.109 250.5	1:23.855		29.801 192.8	2:18.765	13 - 25.145 251.1	1:24.110	29.398 194.5	2:18.653
6 -	25.424 251.7	1:24.330		29.547 192.1	2:19.301	14 - 25.175 250.0	1:24.666	29.564 194.9	2:19.405
7 -	25.877 248.8	1:24.687		29.719 193.5	2:20.283	15 - 25.225 248.2	1:24.419	29.740 191.4	2:19.384
8 -	25.198	1:25.269		29.536 193.5	2:20.003				
9	Marchy LEE		CHN		Dallara F399 Sodemo Renault				
1 -		2:08.888		191.1	2:39.039	9 - 25.347 256.5	1:23.022	29.399 194.9	2:17.768
2 -	24.857 257.7	1:27.514		29.943 193.5	2:22.314	10 - 24.832 255.9	1:23.458	29.268 196.3	2:17.558
3 -	24.659 259.6	1:29.087		30.591 194.5	2:24.337	11 - 24.777	1:22.464	29.822 187.5	2:17.063
4 -	25.258	1:24.496		29.766 192.5	2:19.520	12 - 25.288 252.9	1:23.208	29.532 193.2	2:18.028
5 -	25.114 252.9	1:23.732		29.657 192.5	2:18.503	13 - 25.154 252.9	1:22.476	29.402 192.5	2:17.032
6 -	25.176 253.5	1:22.841		29.392 193.5	2:17.409	14 - 25.133 252.9	1:22.372	29.283 195.2	2:16.788
7 -	25.120 253.5	1:22.752		29.654 188.4	2:17.526	15 - 25.024 254.1	1:22.872	29.582 193.5	2:17.478
8 -	25.203 252.9	1:22.877		29.550 190.8	2:17.630				

**The 48th Macau Grand Prix
SECTOR ANALYSIS - LEG 2**

(contd.)

10	Pierre KAFFER			GER	Dallara F300 Mugen Honda				
1 -		2:05.317		195.6	2:34.762	9 - 24.664 255.9	1:20.152	28.739 197.4	2:13.555
2 - 24.384		1:25.738		29.360 197.0	2:19.482	10 - 24.605 255.9	1:20.136	28.656 198.1	2:13.397
3 - 24.286 133.1		1:23.272		28.980 197.0	2:16.538	11 - 24.485 256.5	1:21.300	28.896 199.6	2:14.681
4 - 24.348 260.2		1:22.206		28.889 197.4	2:15.443	12 - 25.178 260.8	1:20.463	28.597 198.5	2:14.238
5 - 24.325 260.2		1:21.496		28.827 196.3	2:14.648	13 - 24.426	1:21.700	28.621 198.1	2:14.747
6 - 24.407 260.2		1:21.693		28.835 198.5	2:14.935	14 - 24.322 262.1	1:22.681	28.822 197.8	2:15.825
7 - 24.137 264.0		1:22.800		28.917 198.1	2:15.854	15 - 24.640	1:21.117	28.644 197.8	2:14.401
8 - 24.486 257.1		1:21.852		28.925 196.0	2:15.263				
12	Paolo MONTIN			ITA	Dallara F301 TOM's Toyota				
1 -		1:55.920		194.5	2:24.903	8 - 24.453 258.3	1:22.926	29.306 194.5	2:16.685
2 - 24.548 257.7		1:21.625		29.117 176.4	2:15.290	9 - 24.557 257.1	1:20.703	28.704 196.3	2:13.964
3 - 34.201 165.8		2:00.709		53.317	3:28.227P	10 - 24.538 258.3	1:21.498	28.569 197.0	2:14.605
4 - 2:07.247 248.8		1:25.767		29.384 192.8	4:02.398	11 - 24.754 255.9	1:20.496	28.615 196.7	2:13.865
5 - 24.759 257.1		1:21.563		28.692 196.7	2:15.014	12 - 24.747 254.7	1:20.192	28.898 196.7	2:13.837
6 - 24.632 257.1		1:20.954		28.761 197.4	2:14.347	13 - 24.706 255.3	1:20.252	28.548 197.8	2:13.506
7 - 24.471 259.6		1:22.630		29.135 196.3	2:16.236	14 - 24.651 255.3	1:20.643	28.569 197.8	2:13.863
15	Derek HAYES			GBR	Dallara F300 Mugen Honda				
1 -		2:06.809		195.6	2:36.237	9 - 24.591 257.1	1:20.368	28.893 197.8	2:13.852
2 - 24.234 240.5		1:29.028		29.774 197.0	2:23.036	10 - 24.543 257.7	1:20.489	28.771 197.8	2:13.803
3 - 24.523 251.1		1:25.057		29.302 197.0	2:18.882	11 - 24.546 257.7	1:19.711	28.664 198.5	2:12.921
4 - 24.312 261.5		1:25.514		29.452 197.8	2:19.278	12 - 24.501 258.3	1:20.765	28.987 196.0	2:14.253
5 - 24.282		1:24.052		29.716 196.3	2:18.050	13 - 24.453 259.6	1:22.956	29.103 198.1	2:16.512
6 - 24.569 255.9		1:22.114		29.231 196.7	2:15.914	14 - 24.160 260.8	1:22.735	28.993 197.8	2:15.888
7 - 24.624 257.7		1:21.250		28.953 197.8	2:14.827	15 - 24.353 260.2	1:24.177	28.946 197.8	2:17.476
8 - 24.595 257.1		1:20.440		28.807 197.4	2:13.842				
17	Tristan GOMMENDY			FRA	Dallara F399 Sodemo Renault				
1 -		2:00.891		192.8	2:30.772	9 - 24.790 254.7	1:21.867	29.099 193.5	2:15.756
2 - 24.809 252.3		1:23.427		29.233 193.8	2:17.469	10 - 24.949 254.1	1:21.754	28.962 195.2	2:15.665
3 - 24.994 252.9		1:22.943		29.177 194.9	2:17.114	11 - 24.713 255.3	1:21.066	28.838 196.0	2:14.617
4 - 24.945 252.9		1:22.231		29.168 193.5	2:16.344	12 - 25.073 252.3	1:21.171	28.953 195.6	2:15.197
5 - 24.921 254.7		1:22.432		29.102 194.9	2:16.455	13 - 25.135 251.7	1:21.696	29.398 192.8	2:16.229
6 - 24.915 254.1		1:22.163		29.018 195.6	2:16.096	14 - 25.190 251.1	1:21.427	29.043 195.6	2:15.660
7 - 24.938 253.5		1:24.929		29.130 194.9	2:18.997	15 - 25.037 252.9	1:22.432	29.239 194.9	2:16.708
8 - 24.920 254.1		1:22.058		28.822 197.0	2:15.800				
18	Tiago MONTEIRO			POR	Dallara F399 Sodemo Renault				
1 -		2:02.839		192.8	2:33.110	9 - 24.969 251.7	1:20.219	29.065 192.8	2:14.253
2 - 25.043 251.7		1:24.829		29.810 193.8	2:19.682	10 - 25.093 250.5	1:20.759	28.708 196.0	2:14.560
3 - 24.825 252.3		1:22.336		29.153 194.9	2:16.314	11 - 24.982	1:21.817	29.113 194.2	2:15.912
4 - 24.998 252.3		1:20.950		29.087 194.2	2:15.035	12 - 25.023 253.5	1:20.209	28.667 196.7	2:13.899
5 - 24.980 252.3		1:20.923		28.903 196.0	2:14.806	13 - 24.818 252.3	1:21.085	28.692 197.8	2:14.595
6 - 24.742 256.5		1:22.047		29.023 197.0	2:15.812	14 - 24.587 257.7	1:22.651	28.823 198.1	2:16.061
7 - 24.583 260.2		1:21.356		28.950 196.3	2:14.889	15 - 24.620 251.7	1:20.735	28.785 196.3	2:14.140
8 - 24.664 252.9		1:20.661		28.768 196.3	2:14.093				

**The 48th Macau Grand Prix
SECTOR ANALYSIS - LEG 2**


(contd.)

19		J Paulo de OLIVEIRA		BRA		Dallara F399 Speiss Opel			
1 -		2:08.455		196.7	2:38.033	9 - 24.554 256.5	1:21.087	28.777 198.1	2:14.418
2 -	24.479 252.9	1:28.095		29.587 196.7	2:22.161	10 - 24.561 255.9	1:20.988	28.901 198.5	2:14.450
3 -	24.853 257.1	1:24.975		29.362 197.4	2:19.190	11 - 24.614 255.3	1:21.071	28.841 198.1	2:14.526
4 -	24.476 256.5	1:25.145		29.184 199.2	2:18.805	12 - 24.731 254.7	1:20.319	28.713 197.8	2:13.763
5 -	24.350 240.0	1:25.472		29.249 198.8	2:19.071	13 - 24.754 254.1	1:20.102	28.629 199.2	2:13.485
6 -	24.442	1:24.209		28.974 198.5	2:17.625	14 - 24.632 254.7	1:21.184	28.870 198.5	2:14.686
7 -	24.522 259.6	1:22.147		28.988 198.1	2:15.657	15 - 24.593 254.7	1:22.724	29.144 196.3	2:16.461
8 -	24.535 257.1	1:21.328		28.821 198.5	2:14.684				
20		Haruki KUROSAWA		JPN		Dallara F399 Spiess Opel			
1 -		2:03.584		193.2	2:33.597	9 - 24.873 252.3	1:22.838	29.199 194.5	2:16.910
2 -	25.346	1:27.616		29.874 194.2	2:22.836	10 - 24.906 252.3	1:22.763	29.369 194.5	2:17.038
3 -	24.701 255.3	1:26.534		29.700 193.5	2:20.935	11 - 25.011	1:24.487	29.811 193.5	2:19.309
4 -	24.639 257.1	1:25.556		29.513 194.5	2:19.708	12 - 24.957 252.9	1:23.182	29.295 194.9	2:17.434
5 -	24.577 171.4	1:25.467		29.573 194.9	2:19.617	13 - 24.967 251.1	1:23.367	29.411 194.9	2:17.745
6 -	24.929 256.5	1:25.150		29.478 195.2	2:19.557	14 - 24.995 251.1	1:23.550	29.331 193.8	2:17.876
7 -	24.627 256.5	1:24.641		29.562 194.9	2:18.830	15 - 25.052 251.1	1:23.253	29.561 192.8	2:17.866
8 -	24.722 255.3	1:23.611		29.306 194.5	2:17.639				
22		LEI Kit Meng		MAC		Dallara F301 Sodemo Renault			
1 -		2:10.279		186.8	2:41.517	8 - 25.447 248.8	1:29.544	30.530 190.8	2:25.521
2 -	25.283 252.3	1:29.797		32.129 179.7	2:27.209	9 - 25.326 249.4	1:28.847	30.690 191.1	2:24.863
3 -	25.569 250.0	1:31.834		30.991 187.1	2:28.394	10 - 25.406 249.4	1:29.010	31.625 185.2	2:26.041
4 -	25.431 250.0	1:30.241		31.250 188.4	2:26.922	11 - 25.622 248.2	1:31.007	31.927	2:28.556
5 -	25.559 249.4	1:29.598		30.752 190.8	2:25.909	12 - 26.079 247.7	1:30.351	31.087 190.1	2:27.517
6 -	25.371 249.4	1:27.745		30.399 191.4	2:23.515	13 - 25.495 247.7	1:32.443	30.880 189.4	2:28.818
7 -	25.377 248.2	1:28.786		30.600 189.8	2:24.763	14 - 25.424 248.2	1:35.740	31.614 186.2	2:32.778
23		Heikki KOVALAINEN		FIN		Dallara F301 Sodemo Renault			
1 -	1:25.699 243.7	1:32.798		30.360 189.4	3:28.857	9 - 25.258 249.4	1:22.535	29.102 192.5	2:16.895
2 -	25.477 247.7	1:25.104		29.556 190.4	2:20.137	10 - 25.285 249.4	1:21.348	28.820 194.5	2:15.453
3 -	25.356 248.8	1:26.038		29.477 193.2	2:20.871	11 - 25.263 250.0	1:21.387	28.769 194.5	2:15.419
4 -	25.236 248.8	1:23.998		29.618 192.8	2:18.852	12 - 25.255 248.8	1:20.507	28.703 196.3	2:14.465
5 -	25.413 248.8	1:23.662		29.869 190.4	2:18.944	13 - 25.127 249.4	1:21.278	29.113 193.8	2:15.518
6 -	25.264 250.0	1:23.084		29.083 193.8	2:17.431	14 - 25.276 248.8	1:20.967	28.750 193.8	2:14.993
7 -	25.168 250.5	1:23.228		29.767 192.5	2:18.163	15 - 25.273 249.4	1:22.602	29.283 192.5	2:17.158
8 -	25.198 250.5	1:23.439		29.232 193.5	2:17.869				
26		Yuji IDE		JPN		Dallara F399 Sodemo Renault			
1 -		1:58.222		190.8	2:28.079	9 - 25.051 252.9	1:20.589	28.798 195.2	2:14.438
2 -	24.712	1:23.294		29.533 192.1	2:17.539	10 - 25.012 252.9	1:21.546	29.043 193.5	2:15.601
3 -	25.543 248.2	1:22.695		29.372 192.1	2:17.610	11 - 25.072 253.5	1:20.608	29.356 193.5	2:15.036
4 -	25.062 253.5	1:21.677		29.297 192.1	2:16.036	12 - 25.083 252.9	1:20.768	29.071 193.8	2:14.922
5 -	25.042 253.5	1:21.466		29.174 193.5	2:15.682	13 - 25.002 254.7	1:21.688	29.142 193.8	2:15.832
6 -	25.032 253.5	1:21.542		29.173 192.5	2:15.747	14 - 24.820 256.5	1:22.437	29.094 194.2	2:16.351
7 -	25.085 253.5	1:20.929		29.052 194.5	2:15.066	15 - 25.272 251.7	1:23.050	29.333 193.2	2:17.655
8 -	25.020 252.9	1:20.695		29.052 193.5	2:14.767				

**The 48th Macau Grand Prix
SECTOR ANALYSIS - LEG 2**

(contd.)

27		Bjorn WIRDHEIM		SWE		Dallara F301 Spiess Opel			
1 -		1:54.751		196.7	2:23.839	9 - 24.687 252.9	1:20.182	28.686 198.1	2:13.555
2 -	24.589 242.6	1:22.078		28.755 197.8	2:15.422	10 - 24.759 252.9	1:20.063	28.573 197.8	2:13.395
3 -	24.464 257.7	1:21.340		28.856 197.4	2:14.660	11 - 24.718 254.7	1:20.304	28.616 197.4	2:13.638
4 -	24.614 255.3	1:20.704		28.713 197.4	2:14.031	12 - 24.756 254.1	1:22.249	28.743 198.1	2:15.748
5 -	24.711 253.5	1:20.891		28.790 198.1	2:14.392	13 - 24.833 252.9	1:20.156	28.666 197.4	2:13.655
6 -	24.614 255.3	1:20.757		28.728 197.4	2:14.099	14 - 24.821 252.3	1:20.607	28.602 197.4	2:14.030
7 -	24.729 254.7	1:20.339		28.853 198.5	2:13.921	15 - 24.844 252.9	1:20.928	28.787 194.2	2:14.559
8 -	24.722 253.5	1:20.343		28.621 199.2	2:13.686				
28		Kousuke MATSUURA		JPN		Dallara F301 Spiess Opel			
1 -		1:56.624		192.1	2:26.236	9 - 24.956 251.1	1:20.092	28.810 196.3	2:13.858
2 -	25.047 250.5	1:21.671		29.060 192.5	2:15.778	10 - 24.954 251.1	1:19.725	28.600 197.4	2:13.279
3 -	25.124 250.5	1:21.006		28.912 195.2	2:15.042	11 - 24.940 251.1	1:19.276	28.800 197.4	2:13.016
4 -	24.966 251.1	1:20.912		29.021 196.0	2:14.899	12 - 24.956 251.7	1:19.685	28.863 193.8	2:13.504
5 -	24.971 251.7	1:20.754		28.919 195.2	2:14.644	13 - 25.021 251.7	1:20.181	28.723 196.0	2:13.925
6 -	24.987 251.7	1:20.451		29.073 196.0	2:14.511	14 - 24.977 251.7	1:19.499	28.522 198.1	2:12.998
7 -	24.980 251.7	1:20.261		29.110 195.6	2:14.351	15 - 24.849 251.7	1:22.916	29.147 186.2	2:16.912
8 -	24.997 251.1	1:20.071		28.870 196.3	2:13.938				
29		Jo MERSZEI		MAC		Dallara F301 Spiess Opel			
1 -		2:10.904		180.0	2:42.427	8 - 25.541 247.1	1:30.135	30.972 190.4	2:26.648
2 -	25.651 250.5	1:30.872		31.570 184.6	2:28.093	9 - 25.574 246.5	1:29.755	31.222 189.1	2:26.551
3 -	25.665 248.2	1:32.168		31.217 187.5	2:29.050	10 - 25.771 245.4	1:32.879	32.772 189.4	2:31.422
4 -	25.607 247.1	1:30.069		31.038 189.1	2:26.714	11 - 25.512 248.2	1:29.537	31.126 190.1	2:26.175
5 -	25.501 248.2	1:29.537		31.030 189.1	2:26.068	12 - 25.827 244.8	1:32.642	31.969 189.8	2:30.438
6 -	25.602 247.7	1:29.569		31.329 190.4	2:26.500	13 - 25.462 247.7	1:32.146	31.097 189.8	2:28.705
7 -	25.633 246.5	1:31.094		30.966 190.8	2:27.693	14 - 25.598 246.5	1:31.075	31.902 175.8	2:28.575
30		Andy PRIAULX		GBR		Dallara F301 Mugen Honda			
1 -		2:04.281		195.2	2:33.986	9 - 24.338	1:21.633	28.600 197.8	2:14.571
2 -	24.848 252.9	1:24.958		29.383 197.0	2:19.189	10 - 24.352 259.6	1:21.154	28.686 197.8	2:14.192
3 -	24.906 252.9	1:23.235		28.965 195.2	2:17.106	11 - 24.271 258.9	1:21.063	28.764 193.8	2:14.098
4 -	24.303 260.8	1:22.309		28.827 197.0	2:15.439	12 - 24.637 257.7	1:20.523	28.574 197.4	2:13.734
5 -	24.326 260.8	1:21.513		28.733 196.0	2:14.572	13 - 24.514	1:20.861	28.788 196.3	2:14.163
6 -	24.336 260.8	1:21.861		29.012 198.5	2:15.209	14 - 24.651 255.9	1:23.288	28.693 196.3	2:16.632
7 -	24.162 264.0	1:22.068		28.674 197.4	2:14.904	15 - 24.743 255.3	1:20.291	28.584 197.0	2:13.618
8 -	24.226 260.8	1:21.308		28.503 197.8	2:14.037				
31		Bruce JOUANNY		FRA		Dallara F301 Mugen Honda			
1 -		2:04.739		193.5	2:34.560	9 - 24.600 258.9	1:21.623	28.869 197.0	2:15.092
2 -	24.555 248.2	1:25.326		29.669 195.2	2:19.550	10 - 24.414 258.9	1:21.250	28.825 197.4	2:14.489
3 -	24.816 133.1	1:27.457		29.960 193.8	2:22.233	11 - 24.403 260.2	1:21.422	28.850 198.8	2:14.675
4 -	24.371 259.6	1:22.938		29.293 195.2	2:16.602	12 - 24.318 260.8	1:21.771	29.014 197.4	2:15.103
5 -	24.438 259.6	1:22.147		29.072 195.6	2:15.657	13 - 24.358 259.6	1:23.148	29.344 196.0	2:16.850
6 -	24.485 258.9	1:21.821		28.956 195.2	2:15.262	14 - 24.469 258.9	1:22.760	29.037 197.8	2:16.266
7 -	24.632 259.6	1:21.694		28.842 196.7	2:15.168	15 - 24.484 258.3	1:24.007	29.139 196.0	2:17.630
8 -	24.448 259.6	1:21.815		28.916 196.3	2:15.179				



The 48th Macau Grand Prix
SECTOR ANALYSIS - LEG 2

(contd.)

32		Michael HO		MAC		Dallara F301 Spiess Opel				
1 -		2:02.304		190.1	2:32.979	9 -	25.477 246.5	1:25.280	30.105 191.8	2:20.862
2 -	25.918	1:30.204		31.631 189.8	2:27.753	10 -	25.505 246.5	1:25.517	30.027 193.2	2:21.049
3 -	25.088 252.3	1:28.704		31.039 191.4	2:24.831	11 -	25.423 248.2	1:24.867	30.074 192.1	2:20.364
4 -	25.343 248.2	1:27.542		30.434 191.8	2:23.319	12 -	25.463 247.1	1:26.161	30.112 192.8	2:21.736
5 -	25.341 248.8	1:26.420		30.833 191.1	2:22.594	13 -	25.513 246.0	1:26.526	30.676 192.1	2:22.715
6 -	25.198 251.1	1:24.813		30.063 193.2	2:20.074	14 -	25.347 248.8	1:25.985	30.270 191.4	2:21.602
7 -	25.319 248.8	1:25.245		30.181 192.1	2:20.745	15 -	25.803 244.3	1:26.766	30.528 191.8	2:23.097
8 -	25.402 247.7	1:25.071		30.120 192.8	2:20.593					

36		Matteo BOBBI		ITA		Dallara F301 Spiess Opel				
1 -		1:57.967		191.4	2:27.752	9 -	24.850 254.1	1:22.137	29.136 196.0	2:16.123
2 -	24.982 252.9	1:24.356		29.496 193.8	2:18.834	10 -	24.933 252.9	1:22.091	29.284 194.9	2:16.308
3 -	25.136 251.1	1:23.098		29.359 194.5	2:17.593	11 -	25.124 241.6	1:22.593	29.070 195.2	2:16.787
4 -	24.832 253.5	1:22.573		29.423 194.9	2:16.828	12 -	24.966 252.9	1:21.975	29.092 194.2	2:16.033
5 -	24.921 252.9	1:22.188		29.239 192.8	2:16.348	13 -	25.051 248.2	1:23.731	29.130 196.0	2:17.912
6 -	25.032 252.9	1:22.037		29.003 194.5	2:16.072	14 -	24.754 246.0	1:23.387	29.034 195.2	2:17.175
7 -	25.039 251.7	1:21.741		29.181 194.9	2:15.961	15 -	24.808 252.9	1:24.605	29.026 193.8	2:18.439
8 -	25.320 250.0	1:23.071		29.965 194.5	2:18.356					


The 48th Macau Grand Prix

BEST SECTOR TIMES

SECTOR 1				SECTOR 2				SECTOR 3				IDEAL / BEST COMPARISON			
POS	NO	NAME	TIME	NO	NAME	TIME	NO	NAME	TIME	POS	NO	NAME	IDEAL	BEST	DIFF
1	10	KAFFER	24.137	28	MATSUURA	1:19.276	6	SATO	28.436	1	15	HAYES	2:12.535	2:12.921	0.386
2	15	HAYES	24.160	6	SATO	1:19.600	30	PRIaulX	28.503	2	28	MATSUURA	2:12.647	2:12.998	0.351
3	30	PRIaulX	24.162	15	HAYES	1:19.711	28	MATSUURA	28.522	3	6	SATO	2:12.828	2:13.034	0.206
4	31	JOUANNY	24.318	27	WIRDHEIM	1:20.063	12	MONTIN	28.548	4	10	KAFFER	2:12.870	2:13.397	0.527
5	19	OLIVEIRA	24.350	19	OLIVEIRA	1:20.102	3	TRELUYER	28.551	5	30	PRIaulX	2:12.956	2:13.618	0.662
6	1	KANEISHI	24.353	10	KAFFER	1:20.136	27	WIRDHEIM	28.573	6	19	OLIVEIRA	2:13.081	2:13.485	0.404
7	12	MONTIN	24.453	12	MONTIN	1:20.192	10	KAFFER	28.597	7	27	WIRDHEIM	2:13.100	2:13.395	0.295
8	27	WIRDHEIM	24.464	18	MONTEIRO	1:20.209	19	OLIVEIRA	28.629	8	12	MONTIN	2:13.193	2:13.506	0.313
9	3	TRELUYER	24.473	3	TRELUYER	1:20.260	15	HAYES	28.664	9	3	TRELUYER	2:13.284	2:13.449	0.165
10	20	KUROSAWA	24.577	30	PRIaulX	1:20.291	18	MONTEIRO	28.667	10	18	MONTEIRO	2:13.459	2:13.899	0.440
11	18	MONTEIRO	24.583	1	KANEISHI	1:20.426	23	KOVALAINEN	28.703	11	1	KANEISHI	2:13.511	2:14.178	0.667
12	2	TOCCACELO	24.651	23	KOVALAINEN	1:20.507	1	KANEISHI	28.732	12	26	IDE	2:14.099	2:14.438	0.339
13	9	LEE	24.659	26	IDE	1:20.589	26	IDE	28.798	13	23	KOVALAINEN	2:14.337	2:14.465	0.128
14	26	IDE	24.712	17	GOMMENDY	1:21.066	17	GOMMENDY	28.822	14	31	JOUANNY	2:14.393	2:14.489	0.096
15	17	GOMMENDY	24.713	31	JOUANNY	1:21.250	31	JOUANNY	28.825	15	17	GOMMENDY	2:14.601	2:14.617	0.016
16	36	BOBBI	24.754	36	BOBBI	1:21.741	36	BOBBI	29.003	16	36	BOBBI	2:15.498	2:15.961	0.463
17	6	SATO	24.792	9	LEE	1:22.372	20	KUROSAWA	29.199	17	9	LEE	2:16.299	2:16.788	0.489
18	28	MATSUURA	24.849	20	KUROSAWA	1:22.763	2	TOCCACELO	29.258	18	20	KUROSAWA	2:16.539	2:16.910	0.371
19	7	HACKETT	25.009	7	HACKETT	1:23.588	9	LEE	29.268	19	7	HACKETT	2:17.990	2:18.237	0.247
20	32	HO_	25.088	32	HO_	1:24.813	7	HACKETT	29.393	20	32	HO_	2:19.928	2:20.074	0.146
21	23	KOVALAINEN	25.127	2	TOCCACELO	1:27.557	32	HO_	30.027	21	2	TOCCACELO	2:21.466	2:21.466	0.000
22	22	LEI Kit Meng	25.283	22	LEI Kit Meng	1:27.745	22	LEI Kit Meng	30.399	22	22	LEI Kit Meng	2:23.427	2:23.515	0.088
23	29	MERSZEI	25.462	29	MERSZEI	1:29.537	29	MERSZEI	30.966	23	29	MERSZEI	2:25.965	2:26.068	0.103
													Perfect Lap		2:11.849

Circuito Da Guia
 Circuit Length = 6.120 kilometre
 Start: 15:45 End: 16:19

MST sports timing



The 48th Macau Grand Prix
SPEED TRAP - LEG 2 - FINISH LINE

POS	NO	CL	DRIVER	NAT	CAR	KPH
1	10		Pierre KAFFER	GER	Dallara F300 Mugen Honda	199.6
2	3		Benoit TRELUYER	FRA	Dallara F301 Mugen Honda	199.6
3	6		Takuma SATO	JPN	Dallara F301 Mugen Honda	199.2
4	27		Bjorn WIRDHEIM	SWE	Dallara F301 Spiess Opel	199.2
5	19		J Paulo de OLIVEIRA	BRA	Dallara F399 Speiss Opel	199.2
6	31		Bruce JOUANNY	FRA	Dallara F301 Mugen Honda	198.8
7	15		Derek HAYES	GBR	Dallara F300 Mugen Honda	198.5
8	30		Andy PRIAULX	GBR	Dallara F301 Mugen Honda	198.5
9	18		Tiago MONTEIRO	POR	Dallara F399 Sodemo Renault	198.1
10	28		Kousuke MATSUURA	JPN	Dallara F301 Spiess Opel	198.1
11	12		Paolo MONTIN	ITA	Dallara F301 TOM's Toyota	197.8
12	17		Tristan GOMMENDY	FRA	Dallara F399 Sodemo Renault	197.0
13	1		Toshihiro KANEISHI	JPN	Dallara F300 Speiss Opel	196.7
14	23		Heikki KOVALAINEN	FIN	Dallara F301 Sodemo Renault	196.3
15	9		Marchy LEE	CHN	Dallara F399 Sodemo Renault	196.3
16	36		Matteo BOBBI	ITA	Dallara F301 Spiess Opel	196.0
17	2		Enrico TOCCACELO	ITA	Dallara F300 Speiss Opel	196.0
18	26		Yuji IDE	JPN	Dallara F399 Sodemo Renault	195.2
19	20		Haruki KUROSAWA	JPN	Dallara F399 Spiess Opel	195.2
20	7		Peter HACKETT	AUS	Dallara F300 Mugen Honda	194.9
21	32		Michael HO	MAC	Dallara F301 Spiess Opel	193.2
22	22		LEI Kit Meng	MAC	Dallara F301 Sodemo Renault	191.4
23	29		Jo MERSZEI	MAC	Dallara F301 Spiess Opel	190.8



The 48th Macau Grand Prix
SPEED TRAP - LEG 2 - SECTOR 1

(contd.)

POS	NO	CL	DRIVER	NAT	CAR	KPH
1	10		Pierre KAFFER	GER	Dallara F300 Mugen Honda	264.0
2	30		Andy PRIAULX	GBR	Dallara F301 Mugen Honda	264.0
3	1		Toshihiro KANEISHI	JPN	Dallara F300 Speiss Opel	262.1
4	15		Derek HAYES	GBR	Dallara F300 Mugen Honda	261.5
5	31		Bruce JOUANNY	FRA	Dallara F301 Mugen Honda	260.8
6	18		Tiago MONTEIRO	POR	Dallara F399 Sodemo Renault	260.2
7	12		Paolo MONTIN	ITA	Dallara F301 TOM's Toyota	259.6
8	19		J Paulo de OLIVEIRA	BRA	Dallara F399 Speiss Opel	259.6
9	9		Marchy LEE	CHN	Dallara F399 Sodemo Renault	259.6
10	2		Enrico TOCCACELO	ITA	Dallara F300 Speiss Opel	258.3
11	3		Benoit TRELUYER	FRA	Dallara F301 Mugen Honda	257.7
12	27		Bjorn WIRDHEIM	SWE	Dallara F301 Spiess Opel	257.7
13	20		Haruki KUROSAWA	JPN	Dallara F399 Spiess Opel	257.1
14	26		Yuji IDE	JPN	Dallara F399 Sodemo Renault	256.5
15	17		Tristan GOMMENDY	FRA	Dallara F399 Sodemo Renault	255.3
16	36		Matteo BOBBI	ITA	Dallara F301 Spiess Opel	254.1
17	6		Takuma SATO	JPN	Dallara F301 Mugen Honda	253.5
18	32		Michael HO	MAC	Dallara F301 Spiess Opel	252.3
19	22		LEI Kit Meng	MAC	Dallara F301 Sodemo Renault	252.3
20	7		Peter HACKETT	AUS	Dallara F300 Mugen Honda	251.7
21	28		Kousuke MATSUURA	JPN	Dallara F301 Spiess Opel	251.7
22	23		Heikki KOVALAINEN	FIN	Dallara F301 Sodemo Renault	250.5
23	29		Jo MERSZEI	MAC	Dallara F301 Spiess Opel	250.5

BULLETIN TK141



**The 48th Macau Grand Prix
SPEED TRAP - LEG 2 - SECTOR 2**

(contd.)

POS NO CL DRIVER

NAT CAR

KPH

Weather / Track : Sunny / Dry

www.mstworld.com

MST Sports Timing

Circuito Da Guia
Circuit Length = 6.1200 km.
Start: 15:45 End: 16:19
Issued - 16:27 Sunday, 18 November 2001