

2015



**WEST COAST
CONFERENCE**

**WOMEN'S SOCCER
RECORD BOOK**

WEST COAST CONFERENCE WOMEN'S SOCCER



2014 Champions: BYU Cougars



2014 NCAA Sweet-16: Pepperdine Waves



Wayne E Donnelly

2014 NCAA Tournament: San Diego Toreros

Table of Contents

2013 Year in Review.....	2
2013 Statistics.....	3-4
All-Time Leaders.....	5-8
All-Conference Teams.....	9-11
WCC All-Americans.....	12
WCC In the NCAA Championships.....	13-14
WCC Series Matchups.....	14-15
WCC Honors.....	16
All Time Standings.....	17

2014 Highlights

- Three NCAA Tournament Participants: BYU, Pepperdine and San Diego.
- Three student-athletes earned All-America honors in 2014: First Team honoree Lynn Williams (Pepperdine), and Third-Team honorees Ashley Hatch (BYU) and Sofia Huerta (Santa Clara).
- 16 NSCAA All-West Region selections.
- Pepperdine's Tim Ward named NSCAA West Region Coach of the Year.
- Two student-athletes were selected in the 2015 NWSL Draft: Sofia Huerta (Santa Clara) and Lynn Williams (Pepperdine).
- One student-athlete named a semifinalist for the 2014 MAC Hermann Trophy: Lynn Williams (Pepperdine).

In the Last Five Years (2010-15)...

- The WCC has produced 19 NSCAA All-Americans from five different institutions (BYU, Pepperdine, Portland, San Diego and Santa Clara).
- Conference newcomer BYU has captured at least a share of three WCC Championships since joining the league in 2011. The Cougars have won three straight WCC titles 2012-14) including a shared title in 2013 (Portland and Santa Clara).
- WCC programs advanced to a total of 17 NCAA Tournament berths representing five institutions (BYU, Pepperdine, Portland, San Diego and Santa Clara).
- The WCC owns a 15-17 overall postseason record, including a quarterfinal berth (BYU, 2012).

In the Last 10 Years (2005-14)...

- The WCC has produced 38 NSCAA All-Americans from six different institutions (BYU, Gonzaga, Pepperdine, Portland, San Diego and Santa Clara).
- The WCC has produced at least three All-Americans seven times, including the last six consecutive seasons.
- The WCC had a league-record eight All-Americans in 2005.
- Seven teams have qualified for the NCAA Postseason, posting an overall record of 42-32 (.568).
- Portland won the 2005 NCAA Championship, its second title in two seasons (2003).
- Three WCC teams have advanced to the NCAA quarterfinals: BYU (2012), Portland (2005-09) and Santa Clara (2005)

Overall Postseason Successes

NCAA Berths - 74
 Tournament Wins - 114
 Final Four Appearances - 19
 Finals Appearances - 5
 (Portland - 3; Santa Clara - 2)
 NCAA Championships - 3
 (Portland - 2; Santa Clara - 1)

2014 Women's Soccer Year In Review

2014 FINAL STANDINGS

	WCC								OVERALL							
	W	L	T	TP	GF	GA	H	A	W	L	T	GF	GA	H	A	N
No. 22 BYU%\$	7	1	1	22	26	8	4-0	3-1-1	13	5	3	47	20	7-2-1	6-3-2	0-0-0
Santa Clara	7	2	0	21	18	8	4-0-0	3-2-0	14	6	0	33	21	9-2-0	5-4-0	0-0-0
No. 10 Pepperdine\$	6	1	2	20	18	8	4-1-0	2-0-2	16	3	4	41	16	9-1-1	6-1-2	1-1-1
San Diego\$	6	3	0	18	15	11	2-3-0	4-0-0	10	8	2	29	27	6-4-1	4-4-1	0-0-0
Gonzaga	4	4	1	13	10	14	2-2-1	2-2-0	9	9	1	26	26	3-4-1	6-5-0	0-0-0
Portland	4	4	1	13	11	13	3-1-0	1-3-1	7	9	3	20	24	4-4-0	2-4-3	1-1-0
San Francisco	3	5	1	10	11	12	2-2-1	1-3-0	7	10	3	23	25	3-2-3	4-8-0	0-0-0
Loyola Marymount	2	6	1	7	8	16	0-4-0	2-2-1	9	8	2	23	25	5-4-0	4-4-2	0-0-0
Saint Mary's	1	5	3	6	8	15	0-1-3	1-4-0	7	10	3	26	33	3-3-3	3-7-0	1-0-0
Pacific	0	9	0	0	1	23	0-5-0	0-4-0	2	16	1	6	46	2-9-0	0-7-1	0-0-0

\$ NCAA Tournament participant, #Rankings according to NCAA Women's Soccer RPI, % WCC Champion

2014 All-WCC Teams

FIRST TEAM	YR	POS
Jacqueline Altschuld, USD	SO	M
Annie Amos, BYU	SR	D
Ashley Hatch, BYU	SO	F
Ally Holtz, PEP	SR	M
Sofia Huerta, SCU	SR	F
Heather Johnson, GON	JR	M
Michele Murphy, BYU	SO	F
Jessica Nakae, USF	SO	M
Andi Tostanoski, SCU	JR	GK
Allison Wetherington, POR	SO	M
Lynn Williams, PEP	SR	F

SECOND TEAM	YR	POS
Brittany Ambrose, SCU	SO	F
Jenni Bengler, LMU	SR	D
Jocelyn Blankenship, LMU	JR	M
Samantha Dion, SMC	SO	M
Niki Fernandes, BYU	SR	F
Meagan Harbison, PEP	SO	M
Elena Medeiros, BYU	SO	M
Meghan O'Rourke, USD	SR	D
Nikki Pappalardo, USD	JR	F
Bizzy Phillips, BYU	FR	M
Madalyn Schiffel, USF	JR	GK

HONORABLE MENTION

Karley Baggerly, GON; Ellie Boon, POR; Mariah Butera, USD; Haley DeGrood, POR; Hanna de Haan, POR; Hailey Harbison, PEP; Morgan Hilby, LMU; Jenna Holtz, SCU; Alex Hussar, PAC; Jessica Imbrie, SMC; Taylor Issom, BYU; Shannon Kent, LMU; Noelle LaPrevotte, POR; Cassidy Lynch, SMC; Jaciara Mello, USF; Aliyah Miller, GON; Katey Pennington, GON; Hannah Seabert, PEP; Vicki Shimkus, SMC; Emily Sippel, POR; Christie Tombari, GON; Jamie Van Horn, PEP; Bri Visali, PEP; Dani Weatherholt, SCU; Amanda Whittle, USF


ALL-FRESHMAN TEAM	POS
Mia Costa, USD	D
Mariana Galvan, SCU	F
Sonja Giraud, USF	M
Hailey Harbison, PEP	D
Jenna Holtz, SCU	F
Taylor Issom, BYU	D
Tara Meier, USD	D
Bizzy Phillips, BYU	M
Sarah Sanger, LMU	F
Jamie Van Horn, PEP	D
Bri Visali, PEP	M



Ashley Hatch, BYU
Co-Player of the Year




Sofia Huerta, SCU
Co-Player of the Year




Annie Amos, BYU
Defensive Player of the Year



Jennifer Rockwood, BYU
Co-Coach of the Year



Tim Ward, PEP
Co-Coach of the Year



Andi Tostanoski, SCU
Goalkeeper of the Year

West Coast Conference - By The Numbers - 2014

113 Career Points for Santa Clara's Sofia Huerta, good for 13th place on WCC all-time charts.

102 Career Points for Pepperdine's Lynn Williams, the 18th WCC student-athlete to surpass 100.

42 Single-season points for BYU's Ashley Hatch, the most since 2009 (Foxhoven, POR)

26 Goals for BYU during WCC matches (2.89)

8 Goals allowed during conference play by three teams (BYU, Pepperdine and Santa Clara)

2 Student-athletes cracked the single-season WCC points chart - Ashley Hatch, BYU (6th, 25) & Sofia Huerta, SCU (T-15, 18)

2014 Statistics All Games

POINTS

Team	GP	No.	Avg/G
1. BYU	21	135	6.43
2. PEP	23	120	5.22
3. USD	20	88	4.40
SCU	20	88	4.40
5. SMC	20	87	4.35
6. GON	19	72	3.79
7. LMU	19	69	3.63
8. USF	20	62	3.10
9. POR	19	61	3.21
10. PAC	19	17	0.89

GOALS

Team	GP	No.	Avg/G
1. BYU	21	47	2.24
2. PEP	23	41	1.78
3. SCU	20	33	1.65
4. USD	20	29	1.45
5. SMC	20	26	1.30
GON	19	26	1.37
7. LMU	19	23	1.21
USF	20	23	1.15
9. POR	19	20	1.05
10. PAC	19	6	0.32

ASSISTS

Team	GP	No.	Avg/G
1. BYU	21	41	1.95
2. PEP	23	38	1.65
3. SMC	20	35	1.75
4. USD	20	30	1.50
5. LMU	19	23	1.21
6. SCU	20	22	1.10
7. POR	19	21	1.11

8. GON	19	20	1.05
9. USF	20	16	0.80
10. PAC	19	5	0.26

SHOTS PER GAME

Team	GP	No.	Avg/G
1. BYU	21	405	19.29
2. PEP	23	347	15.09
3. GON	19	267	14.05
4. USF	20	244	12.20
5. SMC	20	239	11.95
6. SCU	20	236	11.80
7. LMU	19	212	11.16
8. POR	19	195	10.26
9. USD	20	161	8.05
10. PAC	19	146	7.68

CORNERS

Team	GP	No.	Avg/G
1. BYU	21	120	5.71
2. USD	20	119	5.95
3. POR	21	112	5.33
4. SCU	22	110	5.00
5. PEP	19	92	4.84
6. USF	20	89	4.45
7. GON	19	83	4.37
8. LMU	20	79	3.95
9. SMC	20	69	3.45
10. PAC	19	60	3.16

GOALS ALLOWED

Team	GP	No.	Avg/G
1. PEP	23	16	0.70
2. BYU	21	20	0.95
3. SCU	20	21	1.05
4. POR	19	24	1.26

5. LMU	19	25	1.32
USF	20	25	1.25
7. GON	19	26	1.37
8. USD	20	27	1.35
9. SMC	20	33	1.65
10. PAC	19	46	2.42

GOALS AGAINST AVERAGE

Team	GP	No.	Min.	Avg/G
1. PEP	23	16	2155:05	0.67
2. BYU	21	20	1948:27	0.92
3. SCU	20	21	1820:48	1.04
4. USF	20	25	1880:00	1.20
5. POR	19	24	1770:00	1.22
6. LMU	19	25	1779:33	1.26
7. GON	19	26	1773:14	1.32
8. USD	20	27	1830:59	1.33
9. SMC	20	33	1862:09	1.59
10. PAC	19	46	1749:48	2.37

SAVES

Team	GP	No.	Avg/G
1. POR	19	98	5.16
2. USD	20	97	4.85
3. GON	19	90	4.74
4. PAC	19	89	4.68
5. PEP	23	86	3.74
6. SMC	20	82	4.10
7. LMU	19	80	4.21
8. SCU	20	76	3.80
9. USF	20	67	3.35
10. BYU	21	57	2.71

SHUTOUTS

Team	GP	Sho	Avg/G
1. PEP	23	11	0.48
2. SCU	20	10	0.50
BYU	21	10	0.48
4. USD	20	8	0.40
5. USF	20	7	0.35
6. GON	19	5	0.26
POR	19	5	0.26
SMC	20	5	0.25
9. LMU	19	4	0.21
10. PAC	19	2	0.11

2013 WCC Points Leader



Sofia Huerta, SCU

Individuals

POINTS

Player-Team	GP	G	Ast.	Pts.	Avg/G
1. HATCH, Ashley-BYU	21	18	6	42	2.00
2. WILLIAMS, Lynn-PEP	22	14	10	38	1.73
3. Huerta, Sofia-SCU	20	17	3	37	1.85
4. DION, Samantha-SMC	20	9	4	22	1.10
5. MURPHY, Michele-BYU	21	6	6	18	0.86
6. EVANS, Danica-POR	18	7	3	17	0.94
SHIMKUS, Vicki-SMC	20	5	7	17	0.85
MEDEIROS, Elena-BYU	21	5	7	17	0.81
FERNANDES, Niki-BYU	21	5	7	17	0.81
10. HILBY, Morgan-LMU	17	5	5	15	0.88
Ambrose, Brittany-SCU	20	6	3	15	0.75

GOALS

Player-Team	GP	No.	Avg/G
1. HATCH, Ashley-BYU	21	18	0.86
2. Huerta, Sofia-SCU	20	17	0.85
3. WILLIAMS, Lynn-PEP	22	14	0.64
4. DION, Samantha-SMC	20	9	0.45
5. EVANS, Danica-POR	18	7	0.39
6. KENT, Shannon-LMU	17	6	0.35
Ambrose, Brittany-SCU	20	6	0.30
MURPHY, Michele-BYU	21	6	0.29
9. HILBY, Morgan-LMU	17	5	0.29
JOHNSON, Heather-GON	19	5	0.26
ALTSCHULD, Jacquelin-USD	20	5	0.25
SHIMKUS, Vicki-SMC	20	5	0.25
MEDEIROS, Elena-BYU	21	5	0.24
FERNANDES, Niki-BYU	21	5	0.24

ASSISTS

Player-Team	GP	No.	Avg/G
1. PAPPALARDO, Nikki-USD	20	10	0.50
WILLIAMS, Lynn-PEP	22	10	0.45
3. CASTILLO, Jessica-SMC	20	8	0.40
HOLTZ, Ally-PEP	23	8	0.35
5. SHIMKUS, Vicki-SMC	20	7	0.35
FERNANDES, Niki-BYU	21	7	0.33
MEDEIROS, Elena-BYU	21	7	0.33
8. BLANKENSHIP, Jocelyn-LMU	19	6	0.32
BUTERA, Mariah-USD	20	6	0.30
Mcauliffe, Kat-SCU	20	6	0.30
HATCH, Ashley-BYU	21	6	0.29
MURPHY, Michele-BYU	21	6	0.29

GAME-WINNING GOALS

Player-Team	GP	No.	Avg/G
1. Huerta, Sofia-SCU	20	6	0.30
2. HATCH, Ashley-BYU	21	5	0.24
WILLIAMS, Lynn-PEP	22	5	0.23
4. EVANS, Danica-POR	18	4	0.22
Ambrose, Brittany-SCU	20	4	0.20
ALTSCHULD, Jacquelin-USD	20	4	0.20
MEDEIROS, Elena-BYU	21	4	0.19

SAVES

Player-Team	GP	No.	Avg/G
1. TOMBARI, Christie-GON	19	86	4.53
2. LEKSAN, Sophia-LMU	19	80	4.21
SEABERT, Hannah-PEP	23	80	3.48
4. Tostanoski, Andi-SCU	20	74	3.70
5. SCHIFFEL, Madalyn-USF	20	64	3.20
6. CRAFT, Michelle-USD	11	50	4.55
KANE, Jacqueline-PAC	13	50	3.85
8. DE HAAN, Hanna-POR	10	49	4.90
9. LUTY, Taylor-POR	12	45	3.75
10. TOLLACK, McKenna-USD	16	44	2.75

SHUTOUTS

Player-Team	GP	Sho	Sho/G
1. SEABERT, Hannah-PEP	23	9	0.39
2. Tostanoski, Andi-SCU	20	8	0.40
3. SNYDER, Katherine-BYU	21	5	0.24
SCHIFFEL, Madalyn-USF	20	5	0.25
TOMBARI, Christie-GON	19	5	0.26
6. LEKSAN, Sophia-LMU	19	4	0.21
TOLLACK, McKenna-USD	16	4	0.25
8. MCDONALD, Julia-SMC	13	3	0.23
9. LUTY, Taylor-POR	12	2	0.17
DE HAAN, Hanna-POR	10	2	0.20
BUSCH, Stephanie-SMC	7	2	0.29

GOALS AGAINST AVG (Max. 20.00)

Player-Team	GP	GA	Minutes	GaAvg
1. SEABERT, Hannah-PEP	23	16	2140:1	0.67
2. SNYDER, Katherine-BYU	21	15	1552:4	0.87
3. Tostanoski, Andi-SCU	20	21	1788:3	1.06
4. DE HAAN, Hanna-POR	10	9	753:44	1.07
5. CRAFT, Michelle-USD	11	10	764:12	1.18
6. SCHIFFEL, Madalyn-USF	20	25	1800:2	1.25
7. LEKSAN, Sophia-LMU	19	25	1779:3	1.26
8. LUTY, Taylor-POR	12	15	1016:1	1.33
9. TOMBARI, Christie-GON	19	26	1759:5	1.33
10. TOLLACK, McKenna-USD	16	17	1066:4	1.43

2014 Statistics WCC Games

POINTS

Team	GP	No.	Avg/G
1. BYU	9	78	8.67
2. PEP	9	52	5.78
3. SCU	9	47	5.22
4. USD	9	44	4.89
5. POR	9	33	3.67
6. USF	9	32	3.56
7. GON	9	26	2.89
SMC	9	26	2.89
LMU	9	26	2.89
10. PAC	9	3	0.33

GOALS

Team	GP	No.	Avg/G
1. BYU	9	26	2.89
2. PEP	9	18	2.00
SCU	9	18	2.00
4. USD	9	15	1.67
5. POR	9	11	1.22
USF	9	11	1.22
7. GON	9	10	1.11
8. SMC	9	8	0.89
LMU	9	8	0.89
10. PAC	9	1	0.11

ASSISTS

Team	GP	No.	Avg/G
1. BYU	9	26	2.89
2. PEP	9	16	1.78
3. USD	9	14	1.56
4. POR	9	11	1.22
SCU	9	11	1.22
6. SMC	9	10	1.11
LMU	9	10	1.11
USF	9	10	1.11

9. GON	9	6	0.67
10. PAC	9	1	0.11

SHOTS PER GAME

Team	GP	No.	Avg/G
1. BYU	9	215	23.89
2. PEP	9	156	17.33
3. GON	9	124	13.78
USF	9	124	13.78
5. SCU	9	120	13.33
6. POR	9	94	10.44
7. USD	9	89	9.89
8. LMU	9	86	9.56
9. SMC	9	83	9.22
10. PAC	9	51	5.67

GOALS ALLOWED

Team	GP	No.	Avg/G
1. BYU	9	8	0.89
PEP	9	8	0.89
SCU	9	8	0.89
4. POR	9	11	1.22
USD	9	11	1.22
6. USF	9	12	1.33
7. GON	9	14	1.56
8. SMC	9	15	1.67
9. LMU	9	16	1.78
10. PAC	9	23	2.56

CORNERS

Team	GP	No.	Avg/G
1. BYU	9	64	7.11
2. PEP	9	60	6.67
3. GON	9	55	6.11
4. USD	9	53	5.89
5. USF	9	45	5.00

6. LMU	9	42	4.67
7. SCU	9	41	4.56
8. POR	9	38	4.22
9. SMC	9	34	3.78
10. PAC	9	18	2.00

SAVES PER GAME

Team	GP	No.	Avg/G
1. POR	9	60	6.67
2. PAC	9	54	6.00
3. GON	9	49	5.44
4. LMU	9	43	4.78
5. SMC	9	42	4.67
6. PEP	9	39	4.33
7. USD	9	37	4.11
8. USF	9	34	3.78
9. SCU	9	28	3.11
10. BYU	9	12	1.33

SHUTOUTS

Team	GP	Sho	Avg/G
1. SCU	9	6	0.67
2. BYU	9	5	0.56
3. USD	9	4	0.44
4. USF	9	3	0.33
PEP	9	3	0.33
POR	9	3	0.33
7. SMC	9	2	0.22
GON	9	2	0.22
9. LMU	9	0	0.00
PAC	9	0	0.00

GOALS AGAINST AVG

Team	GP	GA	Min.	G/Avg
1. PEP	9	8	850:00	0.85
2. SCU	9	8	828:27	0.87
BYU	9	8	828:27	0.87
4. POR	9	11	830:00	1.19
5. USD	9	11	810:00	1.22
6. USF	9	12	850:00	1.27
7. GON	9	14	830:00	1.52
8. SMC	9	15	870:00	1.55
9. LMU	9	16	830:00	1.73
10. PAC	9	23	810:00	2.56

Individuals

POINTS

Player-Team	GP	G	Ast.	Pts.	Avg/G
1. HATCH, Ashley-BYU	9	11	3	25	2.78
2. Huerta, Sofia-SCU	9	8	2	18	2.00
3. WILLIAMS, Lynn-PEP	8	5	5	15	1.88
4. MURPHY, Michele-BYU	9	4	5	13	1.44
5. ALTSCHULD, Jacquelin-USD	9	5	2	12	1.33
6. FERNANDES, Niki-BYU	9	3	5	11	1.22
7. Ambrose, Brittany-SCU	9	3	3	9	1.00
JOHNSON, Heather-GON	9	4	1	9	1.00
9. HILBY, Morgan-LMU	7	3	2	8	1.14
SHIMKUS, Vicki-SMC	9	3	2	8	0.89
MEDEIROS, Elena-BYU	9	2	4	8	0.89

GOALS

Player-Team	GP	No.	Avg/G
1. HATCH, Ashley-BYU	9	11	1.22
2. Huerta, Sofia-SCU	9	8	0.89
3. WILLIAMS, Lynn-PEP	8	5	0.62
ALTSCHULD, Jacquelin-USD	9	5	0.56
5. JOHNSON, Heather-GON	9	4	0.44
MURPHY, Michele-BYU	9	4	0.44
7. HILBY, Morgan-LMU	7	3	0.43
EVANS, Danica-POR	8	3	0.38
SHIMKUS, Vicki-SMC	9	3	0.33
Galvan, Mariana-SCU	9	3	0.33
FERNANDES, Niki-BYU	9	3	0.33
KRIESER, Mackenzie-USF	9	3	0.33
BAISDEN, Rylee-PEP	9	3	0.33
Ambrose, Brittany-SCU	9	3	0.33

ASSISTS

Player-Team	GP	No.	Avg/G
1. HOLTZ, Ally-PEP	9	6	0.67
2. WILLIAMS, Lynn-PEP	8	5	0.62
MURPHY, Michele-BYU	9	5	0.56
FERNANDES, Niki-BYU	9	5	0.56
PAPPALARDO, Nikki-USD	9	5	0.56
6. MEDEIROS, Elena-BYU	9	4	0.44
7. BLANKENSHIP, Jocelyn-LMU	9	3	0.33
SHERWOOD, Julia-USD	9	3	0.33
Ambrose, Brittany-SCU	9	3	0.33
HATCH, Ashley-BYU	9	3	0.33
WETHERINGTON, Allison-POR	9	3	0.33
DION, Samantha-SMC	9	3	0.33

GAME-WINNING GOALS

Player-Team	GP	No.	Avg/G
1. HATCH, Ashley-BYU	9	4	0.44
ALTSCHULD, Jacquelin-USD	9	4	0.44
3. Huerta, Sofia-SCU	9	3	0.33
4. HILBY, Morgan-LMU	7	2	0.29
EVANS, Danica-POR	8	2	0.25
LEE, Tori-GON	9	2	0.22
KRIESER, Mackenzie-USF	9	2	0.22
JOHNSON, Heather-GON	9	2	0.22
MEDEIROS, Elena-BYU	9	2	0.22

SAVES

Player-Team	GP	No.	Avg/G
1. TOMBARI, Christie-GON	9	49	5.44
2. LEKSAN, Sophia-LMU	9	43	4.78
3. DE HAAN, Hanna-POR	6	39	6.50
4. KANE, Jacqueline-PAC	6	36	6.00
BUSCH, Stephanie-SMC	7	36	5.14
SEABERT, Hannah-PEP	9	36	4.00
7. SCHIFFEL, Madalyn-USF	9	32	3.56
8. Tostanoski, Andi-SCU	9	28	3.11

9. CRAFT, Michelle-USD	5	21	4.20
10. LUTY, Taylor-POR	4	20	5.00

SHUTOUTS

Player-Team	GP	Sho	Sho/G
1. Tostanoski, Andi-SCU	9	4	0.44
2. SEABERT, Hannah-PEP	9	3	0.33
SNYDER, Katherine-BYU	9	3	0.33
4. TOLLACK, McKenna-USD	6	2	0.33
BUSCH, Stephanie-SMC	7	2	0.29
TOMBARI, Christie-GON	9	2	0.22
SCHIFFEL, Madalyn-USF	9	2	0.22
DE HAAN, Hanna-POR	6	2	0.33
9. CRAFT, Michelle-USD	5	1	0.20

GOALS AGAINST AVG (Max. 2.00)

Player-Team	GP	GA	Minutes	GaAvg
1. SEABERT, Hannah-PEP	9	8	850:00	0.85
2. SNYDER, Katherine-BYU	9	8	806:00	0.89
3. Tostanoski, Andi-SCU	9	8	805:06	0.89
4. DE HAAN, Hanna-POR	6	5	461:32	0.98
5. TOLLACK, McKenna-USD	6	6	450:00	1.20
6. CRAFT, Michelle-USD	5	5	360:00	1.25
7. SCHIFFEL, Madalyn-USF	9	12	792:20	1.36
8. BUSCH, Stephanie-SMC	7	11	690:00	1.43
9. LUTY, Taylor-POR	4	6	368:28	1.47
10. TOMBARI, Christie-GON	9	14	830:00	1.52

All-Time Leaders All Games

CAREER

SEASON

GOALS

1.	Christine Sinclair, POR	2001-05	110
2.	Shannon MacMillan, POR	1992-95	87
3.	Mandy Clemens, SCU	1996-99	67
4.	Danielle Foxhoven, POR	2008-2011	66
5.	Jacqui Little, SCU	1996-99	63
6.	Tiffeny Milbrett, POR	1992, 94	60
7.	Jennifer Evans, PEP	1993-96	54
8.	Mikka Hansen, SCU	1993-96	52
9.	Michelle Enyeart, POR	2006-09	48
10.	Vanessa Talbott, POR	1997-00	46
11.	Leslie Osborne, SCU	2001-04	44
	Sara Streufert, GON	1997-00	44
13.	Lori Hokerson, SMC	1992-94	43
14.	Wynne McIntosh, POR	1994-97	42
15.	Justi Baumgardt, POR	1993-97	37

ASSISTS

1.	Mandy Clemens, SCU	1996-99	65
2.	Jennifer Lalor, SCU	1992-96	57
3.	Justi Baumgardt, POR	1992-97	50
4.	Aly Wagner, SCU	1999-02	49
5.	Lindsey Huie, POR	2002-05	48
6.	Shannon MacMillan, POR	1992-95	45
7.	Michelle Enyeart, POR	2006-09	40
8.	Erin Martinez, SCU	1993-96	38
9.	Jacqui Little, SCU	1996-99	37
10.	Danielle Slaton, SCU	1998-01	35
	Michelle French, POR	1995-98	35
	Michele Kennedy, USD	1993-96	35
13.	Leslie Osborne, SCU	2001-04	34
14.	Christine Sinclair, POR	2001-05	32
15.	Erin Misaki, POR	1999-02	30

GOALS

1.	Christine Sinclair, POR	2005	39
2.	Tiffeny Milbrett, POR	1994	30
	Tiffeny Milbrett, POR	1992	30
4.	Christine Sinclair, POR	2002	26
5.	Danielle Foxhoven, POR	2009	25
6.	Mandy Clemens, SCU	1999	24
7.	Christine Sinclair, POR	2001	23
	Shannon MacMillan, POR	1995	23
	Shannon MacMillan, POR	1993	23
10.	Christine Sinclair, POR	2004	22
	Shannon MacMillan, POR	1994	22
12.	Jacqui Little, SCU	1999	21
	Wynne McIntosh, POR	1995	21
14.	Lori Hokerson, SMC	1994	20
15.	Shannon MacMillan, POR	1992	19

ASSISTS

1.	Mandy Clemens, SCU	1999	23
2.	Aly Wagner, SCU	2001	20
	Jennifer Lalor, SCU	1994	20
4.	Leslie Osborne, SCU	2001	17
	Jennifer Lalor, SCU	1996	17
6.	Mandy Clemens, SCU	1998	16
	Shannon MacMillan, POR	1995	16
8.	Mandy Clemens, SCU	1997	15
	Jennifer Lalor, SCU	1993	15
	Michelle Enyeart, POR	2007	15
10.	Lindsey Huie, POR	2004	14
	Lindsey Huie, POR	2005	14
	Megan Kakadelas, SCU	2002	14
	Danielle Slaton, SCU	1999	14
	Michelle French, POR	1997	14
15.	Megan Rapinoe, POR	2008	13
	Angie Woznuk, POR	2006	13
	Megan Rapinoe, POR	2005	13
	Heather Aldama, SCU	2000	13
	Nikki Serlenga, SCU	1999	13
	Justi Baumgardt, POR	1997	13
	Justi Baumgardt, POR	1996	13



Leslie Osborne, SCU



Christine Sinclair, POR

TOTAL POINTS - CAREER

		G	A	TP	
1.	Christine Sinclair, POR	2001-05	110	32	252
2.	Shannon MacMillan, POR	1992-95	87	45	219
3.	Mandy Clemens, SCU	1996-99	67	65	199
4.	Jacqui Little, SCU	1996-99	63	37	163
5.	Tiffeny Milbrett, POR	1992,94	60	20	140
6.	Danielle Foxhoven, POR	2008-11	57	29	139
7.	Michelle Enyeart, POR	2006-09	48	40	136
8.	Mikka Hansen, SCU	1993-96	52	25	129
9.	Aly Wagner, SCU	1999-02	39	49	127
10.	Justi Baumgardt, POR	1992-97	37	50	124
	Jennifer Evans, PEP	1993-96	54	16	124
12.	Leslie Osborne, SCU	2001-04	44	34	122
13.	Sofia Huerta, SCU	2011-14	47	19	113
14.	Lindsey Huie, POR	2002-05	31	48	110
15.	Lori Hokerson, SMC	1992-94	43	20	106
16.	Erin Martinez, SCU	1993-96	33	38	104
17.	Sara Streufert, GON	1997-00	44	15	103
18.	Lynn Williams, PEP	2011-14	39	24	102
19.	Vanessa Talbott, POR	1997-00	46	8	100
20.	Jennifer Lalor, SCU	1992-96	21	57	99
21.	Wynne McIntosh, POR	1994-97	42	12	96
22.	Michelle Kennedy, USD	1993-96	29	35	93

TOTAL POINTS - SEASON

		YR	G	A	TP
1.	Christine Sinclair, POR	2005	39	10	88
2.	Tiffeny Milbrett, POR	1992	30	12	72
3.	Mandy Clemens, SCU	1999	24	23	71
4.	Tiffeny Milbrett, POR	1994	30	8	68
5.	Danielle Foxhoven, POR	2009	25	12	62
	Shannon MacMillan, POR	1995	23	16	62
7.	Shannon MacMillan, POR	1993	23	12	58
8.	Christine Sinclair, POR	2004	22	11	55
	Christine Sinclair, POR	2002	26	3	55
10.	Christine Sinclair, POR	2001	23	8	54
	Aly Wagner, SCU	2001	17	20	54
12.	Shannon MacMillan, POR	1994	22	7	51
13.	Jacqui Little, SCU	1999	21	8	50
	Lori Hokerson, SMC	1994	20	10	50
15.	Mandy Clemens, SCU	1998	16	16	48
	Shannon MacMillan, POR	1992	19	10	48
17.	Tara Koleski, POR	1998	18	11	47
18.	Wynne McIntosh, POR	1995	21	4	46
19.	Leslie Osborne, SCU	2001	13	17	43
	Mandy Clemens, SCU	1997	14	15	43
	Megan Rapinoe, POR	2005	15	13	43

All-Time Leaders WCC Games

CAREER

SEASON

GOALS

1.	Shannon MacMillan, POR	1992-95	35
2.	Christine Sinclair, POR	2001-05	30
3.	Jacqui Little, SCU	1996-99	29
4.	Mandy Clemens, SCU	1996-99	25
	Mikka Hansen, SCU	1993-96	25
6.	Michelle Enyeart, POR	2006-09	21
7.	Wynne McIntosh, POR	1994-97	17
	Vanessa Talbott, POR	1997-00	17
9.	Jennifer Evans, PEP	1994-96	16
10.	Sophie Schmidt, POR	2007-10	15
11.	Leslie Osborne, SCU	2001-04	14
	Kathleen Celio, SCU	1997-00	14
	Justi Baumgardt, POR	1993-97	14
	Lori Hokerson, SMC	1992-94	14
	Tammy Martindale, POR	1992-94	14

ASSISTS


1.	Mandy Clemens, SCU	1996-99	24
2.	Justi Baumgardt, POR	1993-97	19
	Shannon MacMillan, POR	1992-95	19
4.	Jennifer Lalor, SCU	1992-96	18
5.	Lindsey Huie, POR	2002-05	16
	Aly Wagner, SCU	1999-02	16
	Michele Kennedy, USD	1993-96	16
8.	Michelle French, POR	1995-98	15
9.	Erin Martinez, SCU	1993-96	13
10.	Brooke O'Hanley, POR	1998-01	12
	Jacqui Little, SCU	1996-99	12
12.	Sophie Schmidt, POR	2007-10	11
13.	Michelle Enyeart, POR	2006-09	9
	Marie Claude-Henry, USD	2002-04	9
	Megan Kakadelas, SCU	2002-04	9
	Leslie Osborne, SCU	2001-04	9
	Heather Aldama, SCU	1997-00	9
	Monica Costello, USD	1993-96	9
	Margaret Krawiec, SCU	1992-94	9

GOALS

1.	Jacqui Little, SCU	1999	14
2.	Shannon MacMillan, POR	1994	12
3.	Ashley Hatch, BYU	2014	11
4.	Danielle Foxhoven, POR	2009	10
	Christine Sinclair, POR	2005	10
	Christine Sinclair, POR	2001	10
	Shannon MacMillan, POR	1993	10
8.	Sophie Schmidt, POR	2008	9
	Mandy Clemens, SCU	1999	9
	Shannon MacMillan, POR	1995	9
	Wynne McIntosh, POR	1995	9
	Sofia Huerta, SCU	2013	9
	Morgan Marlborough, SCU	2013	9
14.	Sofia Huerta, SCU	2014	8
	Jennifer Evans, PEP	1996	8
	Mikka Hansen, SCU	1996	8
	Tiffeny Milbrett, POR	1994	8
	Mikka Hansen, SCU	1993	8
	Tammy Martindale, POR	1993	8

ASSISTS

1.	Mandy Clemens, SCU	1999	11
2.	Jennifer Lalor, SCU	1994	9
3.	Aly Wagner, SCU	2001	7
	Michelle French, POR	1997	7
5.	Ally Holtz, PEP	2014	6
	Michelle Enyeart, POR	2009	6
	Danielle Foxhoven, POR	2009	6
	Tara Koleski, POR	1998	6
	Justi Baumgardt, POR	1997	6
	Shannon MacMillan, POR	1995	6
	Michele Kennedy, USD	1994	6
	Monika Larsson, SMC	1994	6
	Erin Martinez, SCU	1994	6
	Margaret Krawiec, SCU	1993	6
	Shannon MacMillan, POR	1993	6
	Sofia Huerta, SCU	2013	6
	Ashley Hatch, BYU	2013	6



Shannon MacMillan, POR



Aly Wagner, SCU

TOTAL POINTS - CAREER

		G	A	TP	
1.	Shannon MacMillan, POR	1992-95	35	19	89
2.	Mandy Clemens, SCU	1996-99	25	24	74
3.	Jacqui Little, SCU	1996-99	29	13	71
4.	Christine Sinclair, POR	2001-05	30	6	66
5.	Sofia Huerta, SCU	2011-14	25	14	64
6.	Mikka Hansen, SCU	1993-96	25	6	56
7.	Michelle Enyeart, POR	2006-09	21	9	51
8.	Justi Baumgardt, POR	1993-97	14	19	47
9.	Lindsey Huie, POR	2002-05	13	16	42
	Michele Kennedy, USD	1993-96	13	16	42
	Danielle Foxhoven, POR	2008-2011	17	8	42
12.	Sophie Schmidt, POR	2007-10	15	11	41
13.	Leslie Osborne, SCU	2001-04	14	11	39
14.	Vanessa Talbott, POR	1997-00	17	2	36
	Wynne McIntosh, POR	1994-97	17	2	36
16.	Lori Hokerson, SMC	1992-94	14	7	35
	Tammy Martindale, POR	1992-94	14	7	35
18.	Lynn Williams, PEP	2011-14	14	6	34
19.	Kathleen Celio, SCU	1997-00	14	5	33
	Jennifer Evans, PEP	1994-96	16	1	33
	Tiffeny Milbrett, POR	1992, 94	13	7	33
22.	Tara Koleski, POR	1996-98	12	7	31

TOTAL POINTS - SEASON

		G	A	TP	
1.	Jacqui Little, SCU	1999	14	2	30
2.	Mandy Clemens, SCU	1999	9	11	29
3.	Shannon MacMillan, POR	1992	12	4	28
4.	Danielle Foxhoven, POR	2009	10	6	26
	Shannon MacMillan, POR	1993	10	6	26
6.	Ashley Hatch, BYU	2014	11	3	25
7.	Sofia Huerta, SCU	2013	9	6	24
8.	Christine Sinclair, POR	2005	10	2	22
	Sophie Schmidt, POR	2008	9	3	21
	Christine Sinclair, POR	2001	10	1	21
11.	Morgan Marlborough	2013	9	3	21
12.	Tiffeny Milbrett, POR	1994	8	4	20
	Mikka Hansen, SCU	1993	8	4	20
14.	Tammy Martindale, POR	1993	8	3	19
15.	Sofia Huerta, SCU	2014	8	2	18
	Michelle Enyeart, POR	2009	6	6	18
	Lori Hokerson, SMC	1994	7	4	18
18.	Kylie Bivens, SCU	1998	7	3	17
	Mandy Clemens, SCU	1998	6	5	17
	Jacqui Little, SCU	1998	6	5	17
	Mandy Clemens, SCU	1997	6	5	17
	Mikka Hansen, SCU	1996	8	1	17
	Julie Johnston, SCU	2013	6	5	17
24.	Lindsey Huie, POR	2003	6	4	16
	Lucianne Crenshaw, SMC	2000	6	4	16
	Monika Larsson, SMC	1994	5	6	16
	Michele Kennedy, USD	1993	7	2	16

All-Time Leaders All Games

Goals Against Average		Shutouts	
Career		Career	
1. Lauren Arase, Portland (2001-02)	0.41	1. Cori Alexander, Portland (2003-06)	39
2. Kelsey Davis, Portland (2007-09)	0.47	2. Cheryl Loveless, Portland (1996, 98-00)	35
3. Crystal Gordon, Santa Clara (1997-00)	0.49	3. Kelsey Davis, Portland (2007-09)	34
4. Erin Fahey, Portland (1991-93, 95)	0.50	4. Tracy Sharp, Loyola Marymount (1997-00)	33
5. Cheryl Loveless, Portland (1996, 98-00)	0.57	5. Anna Picarelli, Pepperdine (2002-05)	32.5
		Crystal Gordon, Santa Clara (1997-00)	32.5
Season		Season	
1. Crystal Gordon, Santa Clara (1998)	0.16	1. Erin Fahey, Portland (1995)	16
2. Crystal Gordon, Santa Clara (1999)	0.21	2. Crystal Gordon, Santa Clara (1998)	15.5
3. Angela Harrison, Portland (1998)	0.30	3. Kelsey Davis, Portland (2008)	14
4. Cori Alexander, Portland (2005)	0.36	4. Cheryl Loveless, Portland (1996)	13
5. Lauren Arase, Portland (2002)	0.37	Cheryl Loveless, Portland (2000)	13

TEAM & INDIVIDUAL RECORDS

Team Single Match

Goals	14, Portland vs. Western Washington (9/18/93)
Saves	19, San Diego vs. Washington (10/31/93)
Most Shots	46, Gonzaga vs. Whitman College (9/3/00)
Fewest Shots	0, several
Earliest Goal	0:06 (1st), Saint Mary's vs. San Francisco (Jessica Menzhuber) (10/8/06)
Latest Goal	119:40, Saint Mary's vs. Washington State (Michelle Richardson) (11/3/95)

Team Season

Most Wins	23, Santa Clara ('99, '01); Portland ('05)
Fewest Wins	0, Gonzaga ('93, '01)
Fewest Losses	0, Portland ('05)
Won-Loss Pct	.960, Portland [23-0-2] ('05)
Most Ties	6, Santa Clara ('03)
Most Losses	18, Gonzaga ('95)
Most Goals	108, Santa Clara ('99)
Fewest Goals	5, Gonzaga ('01)
Most Goals Allowed	82, Gonzaga ('93)
Fewest Goals Allowed	4, Santa Clara ('98)
Most Shutouts	21, Santa Clara ('98)
Most Consecutive Shutouts	16, Santa Clara ('98)
Most Consecutive Matches Scoring At Least One Goal	23, Portland ('05, '09)
Most Consecutive Matches Without Shutting Out Opponent	16, Gonzaga ('93)
Most Consecutive Matches Shut Out	8, Gonzaga ('93)
Longest Winning Streak	23, Santa Clara ('99)
Longest Unbeaten Streak	25, Portland ('05)
Longest Losing Streak	12, Gonzaga ('93)

Individual Single Match

Goals	5, Mikka Hansen, SCU vs. GON (10/25/96); Christine Sinclair, POR vs. Oregon (8/31/05)
Assists	5, Shannon MacMillan, Portland vs. Gonzaga (9/2/95)
Total Points	11, Hansen, SCU vs. GU (10/25/96), MacMillan, UP vs. GU (9/25/93); Sinclair, POR vs. Oregon (8/31/05)
Shots	14, Vanessa Talbott, Portland vs. Arizona State (11/11/00)
Saves	19, Allison Worden, San Diego vs. Washington (10/31/93)

Individual Season

Fewest Goals Allowed	Twice- 3, Crystal Gordon, Santa Clara ('98 & '99); 3, Lauren Ames, Gonzaga ('07)
Most Goals Allowed	52, Brooke Longacre, Gonzaga ('01)
Most Shutouts	16, Erin Fahey, Portland ('95)
Goals Against Average (min. 1,000 minutes)	0.16, Crystal Gordon, Santa Clara ('98)

• Since WCC play began in 1992

All-Time Leaders WCC Games

CAREER WCC COACHING VICTORIES

Coach, School	Years	Wins	Losses	Ties	Percentage	Average
Jerry Smith, SCU	22	120	33	10	.767	5.5
Garrett Smith, POR	12	69	13	8	.811	5.8
Clive Charles, POR	11	61	10	2	.849	5.5
Tim Ward, PEP	17	58	53	14	.520	3.4
Ada Greenwood, USD	12	54	33	4	.615	4.5
Jennifer Rockwood, BYU	4	27	4	3	.838	6.8
Gregg Murphy, LMU	11	27	40	10	.416	2.5
John Cossaboon, USD	6	25	15	2	.619	4.2
Paul Ratcliffe, SMC	5	21	13	1	.614	4.4
Jean-Paul Verhees, USF	9	20	37	2	.356	2.2
Shannon Stiles, GON	10	18	48	4	.286	2.0
Tony da Luz, USD	5	16	15	0	.516	3.2
Randy Farris, SMC	6	14	22	2	.395	2.3
Joe Malia, LMU	4	14	11	3	.554	3.5
Amy Edwards, GON	6	13	31	4	.313	2.2
Kenny Dale, PEP	3	10	11	0	.476	3.3
Pamela Kalinoski, USF	6	10	31	1	.250	1.7
Jim Millinder, LMU (1993-94)/USF	5	9	26	5	.288	1.8
Kai Edwards, SMC	6	8	35	5	.219	1.3
Mark Carr, USF	5	6	30	2	.171	1.2
Michelle Myers, LMU	3	5	19	2	.212	1.7
Paul Sapsford, SMC	3	5	12	4	.333	1.7
George Kuntz, PEP	1	4	2	1	.643	4.0
Keith Coleman, PAC	2	3	14	1	.194	1.5
Kelly Lindsey, SMC	3	2	17	2	.143	1.0
Peter Novakovic, LMU	1	1	5	0	.200	1.0
Julie Polsin, GON	2	1	12	1	.107	0.5
Ric Grenell, GON	6	1	32	1	.044	0.2
Travis Clarke, SMC	0	0	0	0	.000	0.0

*Tie equals one-half win in winning percentage WCC Contests only Current WCC coaches in bold

TEAM & INDIVIDUAL RECORDS - WCC Games

Team Records — Single Match

Goals Scored	12, Portland vs. Gonzaga (9/25/93, 9/2/95)
Goals Scored (Half)	8, 2 times [MR-Santa Clara vs. Saint Mary's (11/5/98)]
Most Shots	36, 2 times [MR-Pepperdine vs. Gonzaga (10/4/94)]
Fewest Shots	0, 3 times [MR-Gonzaga vs. Santa Clara (10/6/00)]
Saves	16, Kelly Yarak, LMU vs. Portland (10/4/93); Katie Hodgson, USF vs. San Diego (10/14/05)
Earliest Goal	0:06 (1st), Saint Mary's vs. San Francisco (Jessica Menzhuber) (10/8/06)
Latest Goal	119:14, Jennifer Peterson, Pepperdine vs. Loyola Marymount (10/11/96)

Team Records — Season

Most Wins	8, Portland ('13); Santa Clara ('13); BYU ('13)
Most Losses	8, LMU ('13)
Most Goals	41, Santa Clara ('99)
Fewest Goals	0, Gonzaga ('96); 0, San Francisco ('08)
Most Goals Allowed	39, Gonzaga ('93)
Fewest Goals Allowed	0, Santa Clara ('98)
Most Shots	168, Santa Clara ('98)
Fewest Shots Allowed	20, Santa Clara ('98)
Most Shutouts	7, Santa Clara ('98)
Attendance high, single match	5,119, Santa Clara at Portland (10/22/05)

Individual Records — Single Match

Goals	5, Mikka Hansen, Santa Clara vs. Gonzaga (10/25/96)
Assists	5, Shannon MacMillan, Portland vs. Gonzaga (9/2/95)
Total Points	11, Mikka Hansen, SCU vs. GU (10-26-96), Shannon MacMillan, UP vs. GU (9/25/93)
Shots	13, Erin Martinez, Santa Clara vs. Gonzaga (9/12/93); 13, Christine Sinclair, Portland vs. Gonzaga (10/13/02)
Saves	16, Kelly Yarak, LMU vs. Portland (10/4/93); Katie Hodgson, USF vs. San Diego (10/14/05)

All-Conference Teams

2014

Jacqueline Altschuld, USD
Annie Amos, BYU
Ashley Hatch, BYU
Ally Holtz, PEP
Sofia Huerta, SCU
Heather Johnson, GON
Michele Murphy, BYU
Jessica Nakae, USF
Andi Tostanoski, SCU
Allison Wetherington, POR
Lynn Williams, PEP

SO M
SR D
SO F
SR M
SR F
JR M
SO F
SO M
JR GK
SO M
SR F

Ariel Viera, POR D
Allison Wetherington, POR F

2012

Cloee Colohan, BYU JR M
Lindsy Lisonbee Cutshall, BYU SR D
Amanda Frisbie, POR JR F
Anisa Guajardo, PEP SR M/F
Sofia Huerta, SCU SO F
Kendall Johnson, POR JR D
Julie Johnston, SCU JR M
Michelle Pao, PEP JR D
Jessica Ringwood, BYU SR F
Danielle Russell, USD SR D
Lynn Williams, PEP SO F

Second Team

Jenni Bengler, LMU SO D
Michelle Cruz, POR JR M
Carlee Payne Holmoe, BYU SR F
Mackenzie Krieser, USF SO F
Rebekah Kurle, POR SO M
Rachel Manning, BYU JR M
Meghan O'Rourke, USD SO D / M
Erica Owens, BYU JR GK
Whitney Sharpe, LMU SR D
Meleana Shim, SCU SR M
Allie Vernon, SCU JR D

All-Freshmen Team

Jocelyn Blankenship, LMU F/M
Mandy Davis, PEP F/D
Meggie Gulczynski, USD D
Paige Hunt, BYU D
Devlyn Jeter, POR M
Noelle La Prevotte, POR M
Lauren Luke, GON F
Michele Murphy, BYU F
McKenna Tollack, USD GK
Andi Tostanoski, SCU GK
Dani Weatherholt, SCU M

2011

Micaela Capelle, POR SO F
Laura Cole, PEP SR F
Natalie Garcia, USD SR D
Bianca Henninger, SCU SR GK
Sofia Huerta, SCU FR F
Julie Johnston, SCU SO M
Lindsy Lisonbee, BYU JR D
Elissa Magracia, USD SR M
Jordan Marada, SMC SO M
Stephanie Ochs, USD SR F
Michelle Pao, PEP SO D

Second Team

Roxanne Barker, PEP JR GK
Danielle Foxhoven, POR SR F
Etajha Gilmer, LMU SO D
Christina Moberg, USF SO F
Courtney Parsons, USD SR GK
Carlee Payne, BYU JR F
Sarah Rhodes, GON SR M
Ellie Rice, SCU SO D
Meleana Shim, SCU SO M
Kelsea Smith, PEP JR D
Lynn Williams, PEP FR F

All-Freshmen Team

Mariah Butera, USD F
Ally Holtz, PEP F
Sofia Huerta, SCU F

Alyssa Kleiner, SCU D
Mackenzie Krieser, USF F
Rebekah Kurle, POR M
Jaciera Mello, USF M
Meghan O'Rourke, USD M
Victoria Shimkus, SMC M
Jaiden Thornock, BYU F
Lynn Williams, PEP F

2010

	Pos	Yr
Danielle Foxhoven, POR	JR	F
Bianca Henninger, SCU	GK	JR
Jordan Marada, SMC	MF	FR
Tawni Martino, LMU	F	FR
Stephanie Ochs, USD	F	JR
Michelle Pao, PEP	D/F	FR
Anessa Patton, SCU	F	SR
Elli Reed, POR	D	SR
Jessica Tsao, POR	D	SR
Keelin Winters, POR	MF	SR
Jackie Zinke, USD	MF	SR

Second Team

Briana Campos, SMC; Cloee Colohan, POR; Rachel Fell, LLMU; Natalie Garcia, USD; Kendall Johnson, POR; Lindsey Johnson, SCU; Julie Johnston, SCU; Sheridan Jones, GON; Olivia Klei, SCU; Ashley O'Brien, USF; Amanda Poach, SCU

All-Freshmen Team

Micaela Capelle, POR; Cloee Colohan, POR; Michelle Cruz, POR; Taylor Housley, USD; Brit-tany Jagger, LMU; Julie Johnston, SCU; Jordan Marada, SMC; Tawni Martino, LMU; Kelley Mc-Closkey, USD; Christina Moberg, USF; Michelle Pao, PEP

2009

	Pos	Yr
Jordan Angeli, SCU	D	SR
Kiki Bosio, SCU	F/MF	SR
Kelsey Davis, POR	GK	SR
Michelle Enyeart, POR	F	SR
Danielle Foxhoven, POR	F	SO
Julie Gallaudet, LMU	F	JR
Sophia Medina, PEP	F	SR
Jessica Menzhuber, SMC	F	SR
Stephanie Ochs, USD	F	SO
Sophie Schmidt, POR	MF	JR
Natalie Vinti, USD	D/MF	SR

Second Team

Roxanne Barker, PEP; Kendra Chandhoke, POR; Kendall Johnson, POR; Sheridan Jones, GON; Kelly Reilly, PEP; Katherine Reynolds, SCU; Michelle Spacciapolli, PEP; Megan Sweeney, POR; Jessica Tsao, POR; Allie Vernon, SCU; Keelin Winters, POR; Jackie Zinke, USD

All-Freshmen Team

Roxanne Barker, PEP; Mariah Hobbs, USD; Emily Hutchins, GON; Kendall Johnson, POR; Lauren Matheson, SCU; Cori McGovern, LMU; Daelyn Paul, SMC; Kelsea Smith, PEP; Christina Tognetti, SMC; Allie Vernon, SCU; Kelsey Wilson, LMU

Second Team

Brittany Ambrose, SCU SO F
Jenni Bengler, LMU SR D
Jocelyn Blankenship, LMU JR M
Samantha Dion, SMC SO M
Niki Fernandes, BYU SR F
Meagan Harbison, PEP SO M
Elena Medeiros, BYU SO M
Meghan O'Rourke, USD SR D
Nikki Pappalardo, USD JR F
Bizzy Phillips, BYU FR M
Madalyn Schiffer, USF JR GK

All-Freshmen Team

Mia Costa, USD D
Mariana Galvan, SCU F
Sonja Giraud, USF M
Hailey Harbison, PEP D
Jenna Holtz, SCU F
Taylor Issom, BYU D
Tara Meier, USD D
Bizzy Phillips, BYU M
Sarah Sanger, LMU F
Jamie Van Horn, PEP D
Bri Visali, PEP M

2013

Cloee Colohan, BYU SR M
Erin Dees, POR SR GK
Emily Dillon, USD SR F
Amanda Frisbie, POR SR D/F
Sofia Huerta, SCU JR F
Julie Johnston, SCU SR M
Rachel Manning, BYU SR M
Morgan Marlborough, SCU SR F
Michelle Pao, PEP SR D
Ellen Parker, POR SR M
Lynn Williams, PEP JR F

Second Team

Brittini Beeman, PAC SR D
Jo Blankenship, LMU SO M
Briana Campos, SMC SR F
Micaela Capelle, POR SR F
Ally Holtz, PEP JR F
Paige Hunt, BYU SO D
Heather Johnson, GON SO F
Kelley McCloskey, USD SR M
Erica Owens, BYU SR GK
Ellie Rice, SCU SR D
Allison Wetherington, POR FR M

All-Freshmen Team

Jacqueline Altschuld, USD D
Karley Baggerly, GON F
Meagan Harbison, PEP D
Ashley Hatch, BYU F
Alex Hussar, PAC F
Jordan Jesolva, SCU M
Jessica Nakae, USF D
Kaeli Schmidt, SMC GK
Julie Vass, SCU M

All-Conference Teams

2008

	Pos	Yr
Brittany Cameron, USD	GK	SR
Ashley Copp, PEP	MF	SR
Danielle Foxhoven, POR	F	FR
Sheridan Jones, GON	MF	SO
Jen Mello, USD	F	SR
Megan Rapinoe, POR	F/MF	SR
Katherine Reynolds, SCU	F/MF	JR
Amanda Rupp, PEP	F	SR
Sophie Schmidt, POR	MF	SO
Lily Sorrentino, LMU	F	SO
Jackie Zinke, USD	MF	SO

Second Team

Kelsey Davis, POR; Michelle Enyeart, POR; Amy Epsten, USD; Kristina Hall, USF; Tiffany Harrison, LMU; Amanda Lerner, LMU; Shannon Omahen, LMU; Kendra Perry, SCU; Elli Reed, POR; Natalie Vinti, USD; Emily Wynne, PEP

All-Freshmen Team

Margueritte Aozasa, SCU; Charney Burk, POR; Laura Cole, PEP; Danielle Foxhoven, POR; Natalie Garcia, USD; Bianca Henninger, SCU; Elissa Magracia, USD; Stephanie Ochs, USD; Michelle Olivier, POR; Courtney Peacock, GON; Myriah Stockman, PEP

2007

	Pos	Yr
Jamie Bell, LMU	F	SR
Kiki Bosio, SCU	F	SO
Michelle Enyeart, POR	F	SO
Amy Epsten, USD	F	JR
Brittany Klein, SCU	MF	SR
Stephanie Lopez, POR	D	SR
Stefani Rocco, SMC	D/MF	JR
Leigh Ann Robinson, USD	MF	SR
Sophie Schmidt, POR	F	FR
Joslyn Slovek, LMU	GK	SR
Angie Woznuk, POR	MF	SR

Second Team

Natalie Budge, POR; Brittany Cameron, USD; Tina Estrada, SCU; Kelcey Goddard, GON; Tiffany Harrison, LMU; Chioma Igwe, SCU; Sophia Medina, PEP; Emily Michaels, POR; Katherine Reynolds, SCU; Vanessa Vella, USD; Keelin Winters, POR

All-Freshmen Team

Lauren Ames, GON; Cammie Burke, PEP; Maxine Goynes, SCU; Kylie McDonald, PEP; Kendra Perry, SCU; Elli Reed, POR; Sophie Schmidt, POR; Ashleigh Shoughro, USD; Lily Sorrentino, LMU; Jessica Tsao, POR; Keelin Winters, POR

2006

	Pos	Yr
Kiki Bosio, SCU	F	FR
Marian Dalmy, SCU	D	SR
Michelle Enyeart, POR	F	FR
Stephanie Lopez, POR	D	JR
Amanda Poach, SCU	MF	SO
Leigh Ann Robinson, USD	F	JR
Lindsey Redlin, PEP	F	SR
Joslyn Slovek, LMU	GK	JR
Meagan Snell, SCU	F	JR
Angie Woznuk, POR	MF	JR
Lauren Zealear, SCU	D	SR

Second Team

Cori Alexander, POR; Veronica Ambort, USD;

Kelsey Baker, PEP; Jamie Bell, LMU; Chelsea Hunt, USF; Brittany Klein, SCU; Rachel Rapinoe, POR; Lisa Sari, POR; Whitney Temple, LMU; Emily Wynne, PEP; Lauren Zuckerman, GON

All-Freshmen Team

Kiki Bosio, SCU; Kendra Chandhoke, POR; Michelle Enyeart, POR; Kimberly Feeney, LMU; Taylor Hall, GON; Tiffany Harrison, LMU; Hallie Huston, USD; Sophia Medina, PEP; Christine Mock, USD; Courtney Price, PEP; Jessie Thalman, GON

2005

	Pos	Yr
Marian Dalmy, SCU	MF	JR
Tina Estrada, SCU	F	JR
Ashley Haugen, GON	GK	SR
Lindsey Huie, POR	MF	SR
Stephanie Lopez, POR	D	SO
Megan Rapinoe, POR	MF	FR
Lindsey Redlin, PEP	F	JR
Lori Sims, LMU	F	SR
Christine Sinclair, POR	F	SR
Megan Woods, PEP	F	SR
Angie Woznuk, POR	MF	SO

Second Team

Jordan Angeli, SCU; Lori Conrad, GON; Beth Drollinger, GON; Katie Frattone, SMC; Chelsea Hunt, USF; Anna Picarelli, PEP; Tiffany Roberts, SCU; Leigh Ann Robinson, USD; Julie Ryder, SCU; Christine Soma, GON; Lauren Zealear, SCU

All-Freshmen Team

Christina Carriaga, USD; Lori Conrad, GON; Ashley Copp, PEP; Jessica Duty, USF; Katie Hodgson, USF - GK; Michelle Kanama, LMU; Amanda Poach, SCU; Danielle Potts; Megan Rapinoe, POR; Stefani Rocco, SMC; Nikki Schrey, SMC

2004

	Pos	Yr
Marian Dalmy, SCU	MF	So
Annie Hawkins, GON	F	SR
Lindsey Huie, POR	MF	JR
Megan Kakadelas, SCU	F	SR
Leslie Osborne, SCU	MF	SR
Kaitlyn Pruett, USD	D	SR
Julie Ryder, SCU	GK	So
Lori Sims, LMU	F	JR
Christine Sinclair, POR	F	JR
Ashley Swanson, PEP	D	SR
Megan Woods, PEP	F	JR

Second Team

Kylie Beren, LMU; Amy Epsten, USD; Tina Estrada, SCU; Stephanie Harrison, SMC; Sarah Hawkins, GON; Chelsea Hunt, USF; Shuree Hyatt, USF; Kristen Moore, POR; Anna Picarelli, PEP; Kristen Rogers, POR; Annika Schmidt, USF

All-Freshmen Team

Jordan Angeli, SCU; Stefanie Baduria, LMU; Kara Breithaupt, USF; Natalie Budge, POR; Amy Epsten, USD; Stephanie Harrison, SMC; Sam Hire, PEP; Heather Horn, GON; Brittany Klein, SCU; Andrea Lee, SMC; Vanessa Vella, USD

2003

	Pos	Yr
Imani Dorsey, POR	D	SR
Annie Hawkins, GON	F	JR
Lindsey Huie, POR	MF	SO
Stephanie Lopez, POR	D	FR
Chelsea Montero, SMC	D/MF	SR
Leslie Osborne, SCU	MF	JR
Chardonnay Poole, SCU	D	SR
Jessica Poole, SMC	D	SR
Julie Ryder, SCU	GK	FR
Lacey Ubaldi, PEP	F	SR
Lauren Zealear, SCU	MF	FR

Second Team

Jessica Ballweg, SCU; Daniella Bosio, PEP; Ashley Haugen, GON; Marie Claude-Henry, USD; Shuree Hyatt, USF; Brenna Mullen, USD; Shari Nishikawa, LMU; Kaitlyn Puett, USD; Annika Schmidt, USF; Laura Trask, LMU; Angie Woznuk, POR

2002

	Pos	Yr
Devvyn Hawkins, SCU	MF	SR
Lindsey Huie, POR	MF	FR
Erin Misaki, POR	MF	SR
Ruth Montgomery, SMC	GK	SR
Leslie Osborne, SCU	F	SO
Lauren Orlandos, POR	D	SR
Susan Palmer, PEP	D	SR
Christine Sinclair, POR	F	SO
Ashley Swanson, PEP	D	SO
Laura Trask, LMU	D	JR
Aly Wagner, SCU	Mf	SR

Second Team

Lauren Arase, POR; Betsy Barr, POR; Imani Dorsey, POR; Megan Kakadelas, SCU; Shari Nishikawa, LMU; Ali Pavoni, PEP; Brooke Roby, USD; Cristina Romero, USD; Kristen Rogers, POR; Lacey Ubaldi, PEP; Veronica Zepeda, SCU

2001

	Pos	Yr
Betsy Barr, POR	MF	SR
Erin Misaki, POR	MF	JR
Ruth Montgomery, SMC	GK	JR
Lauren Orlandos, POR	F	JR
Leslie Osborne, SCU	F	FR
Susan Palmer, PEP	D	JR
Gina Poltl, USD	MF	SR
Danielle Slaton, SCU	D	SR
Christine Sinclair, POR	F	FR
Aly Wagner, SCU	MF	JR
Veronica Zepeda, SCU	F	SO

Second Team

Lucianne Crenshaw, SMC; Imani Dorsey, POR; Leila Duren, USD; Katie Frattone, SMC; Devvyn Hawkins, SCU; Anna Kraus, SCU; Casey Loveland, USD; Jessica Poole, SMC; Laura Trask, LMU; Shauna Rech, SMC; Ashley Swanson, PEP

All-Conference Teams

2000

	Pos	Yr
Heather Aldama, SCU		SR
Stephanie Barnier, USD		JR
Erin Misaki, POR	MF	SO
Ruth Montgomery, SMC	GK	SO
Shari Nishikawa, LMU		FR
Alexis Obeji, USD		FR
Lauren Orlandos, POR	D	SO
Danielle Slaton, SCU	D	JR
Sara Streufert, GON	F	SR
Vanessa Talbott, POR	MF	SR
Veronica Zepeda, SCU	F	FR

Second Team

Betsy Barr, POR; Lucianne Crenshaw, SMC; Clarie Currie, USD; Jill Dobens, LMU; Imani Dorsey, POR; Megan Horvath, SCU; Shauna Rech, SMC; Tracy Sharp, LMU; Laura Trask, LMU; Lacey Ubaldi, PEP; Claire Whitfield, GON

1999

	Pos	Yr
Mandy Clemens, SCU	F	SR
Devvyn Hawkins, SCU	MF	FR
Susanna Heikari, POR	F	FR
Jacqui Little, SCU	F	SR
Gina Pottl, USD	D	JR
Erin Misaki, POR	MF	FR
Nikki Serlenga, SCU	MF	SR
Tracy Sharp, LMU	GK	JR
Danielle Slaton, SCU	D	So
Sara Streufert, GON	F	JR
Aly Wagner, SCU	MF	FR

Second Team

Betsy Barr, POR; Alison Benoit, USD; Kylie Bivens, SCU; Jessica Crothers, USD; Jill Dobens, LMU; Anna Kraus, SCU; Ruth Montgomery, SMC; Kim Pickup, SCU; Stacey Shaw, SMC; Tasha Spangler, PEP; Vanessa Thiele, USD

1998

	Pos	Yr
Alison Benoit, USD	MF	JR
Mandy Clemens, SCU	F	JR
Michelle French, POR	MF	SR
Tara Koleski, POR	F	SR
Jacqui Little, SCU	F	JR
Nikki Serlenga, SCU	MF	JR
Tracy Sharp, LMU	GK	SO
Danielle Slaton, SCU	D	FR
Kim Stiles, POR	MF	SR
Lindsay Smart, POR	D	FR
Vanessa Talbott, POR	MF	SO

Second Team

Kylee Barton, POR; Kathleen Celio, SCU; Kristen Eaton, POR; Crystal Gordon, SCU; Kishandee Green, MF; Lisa Nanez, SCU; Heather Nelson, LMU; Kim Pickup, SCU; Sara Streufert, GON; Heather Swanson, USD; Aimee Wagstaff, USD.

1997

	Pos	Yr
Ashley Albrect, SCU	MF	SR
Justi Baumgardt, POR	MF	SR
Mandy Clemens, SCU	F	So
Michelle French, POR	MF	JR

Angela Harrison, POR	GK	FR
Jacqui Little, SCU	F	SO
Wynne McIntosh, POR	F	SR
Jennifer Peterson, PEP	F	SO
Heather Swanson, USD	D	So
Val Williams, SMC	F	SR
Amy Yamamoto, USF	MF	SR

Second Team

Sara Streufert, GON; Stacy Roberts, LMU; Sumon Nicole, PEP; Kylee Barton, POR; Holly Pierce, POR; Melissa Ribaldo, POR; Sharice Bartling, USD; Melissa Lentz, USF; Megan Horvath, SCU; Lisa Nanez, SCU; Nikki Serlenga, SCU.

1996

	Pos	Yr
Justi Baumgardt, POR	MF	JR
Jenny Clabaugh, USF	D	SR
Jennifer Evans, PEP	F	SR
Amy Goaziou, USD	D	SR
Mikka Hansen, SCU	F	SR
Michele Kennedy, USD	M	SR
Jennifer Lalor, SCU	M	SR
Jacqui Little, SCU	M	FR
Cheryl Loveless, POR	GK	FR
Jennifer Peterson, PEP	F	FR
Melissa Ribaldo, POR	D	JR
Val Williams, SMC	F	JR

Second Team

Betsy Platt, GON; Holly Pierce, POR; Amy Hood, SMC; Michelle Bush, USD; Vanessa Thiele, USD; Kishandee Green, USF; Amy Voiland, USF; Mandy Clemens, SCU; Erin Martinez, SCU; Lisa Nanez, SCU; Dayna Smith, SCU.

1995

	Pos	Yr
Justi Baumgardt, POR	MF	SO
Dawn Birdsall, USD	D	SR
Michelle Bush, USD	D	JR
Kim Donohue, SMC	MF	SR
Jennifer Evans, PEP	F	JR
Erin Fahey, POR	GK	SR
Tracy Giorgetti, SCU	MF	JR
Mikka Hansen, SCU	F	JR
Shannon MacMillan, POR	F	SR
Wynne McIntosh, POR	F	SO
Erin Martinez, SCU	MF	JR

Second Team

Jessica Lyon, LMU; Holly Pierce, POR; Melissa Ribaldo, POR; Julie Brady, SMC; Amy Goaziou, USD; Shawn Vilorio-Burns, USD; Allison Worden, USD; Kelly Bryant, USF; Colette Hanlon, USF; Ashley Albrecht, SCU; Emmy Barr, SCU; Dayna Smith, SCU.

1994

	Pos	Yr
Michelle Bush, USD	D	SO
Kim Donohue, SMC	MF	JR
Lori Hokerson, SMC	F	SR
Michele Kennedy, USD	F	SO
Jennifer Lalor, SCU	MF	JR
Shannon MacMillan, POR	F	JR
Erin Martinez, SCU	F	SO

Tiffeny Milbrett, POR	F	SR
Tracy Osborn, POR	MF	SR
Maily Smitt, SCU	D	SR
Michelle Voiland, POR	GK	SR

Second Team

Trisha Abe, LMU; Celeste Adams, LMU; Kristi DeVert, PEP; Nina Eriksson, PEP; Amy Goaziou, POR; Holly Pierce, POR; Monika Larsson, SMC; Kelly Bryant, USF; Jannik Abel, USF; Tracy Giorgetti, SCU; Mikka Hansen, SCU; Margaret Krawiec, SCU.

1993

	Pos	Yr
Justi Baumgardt, POR	MF	FR
Dawn Birdsall, USD	MF	SO
Kim Donohue, SMC	MF	SO
Cindy Griffith, POR	MF	SR
Mikka Hansen, SCU	F	FR
Lori Hokerson, SMC	F	JR
Michele Kennedy, USD	F	FR
Amy Kroeger, SCU	D	SO
Jennifer Lalor, SCU	MF	SO
Shannon MacMillan, POR	F	SO
Erin Martinez, SCU	MF	FR
Shellie Silva, USF	F	JR
Michelle Voiland, POR	GK	JR

Second Team

Cindy Carullo, LMU; Molly Nakayama, POR; Tracy Osborn, POR; Erica Parish, POR; Kristen Wair, POR; Monica Costello, USD; Allison Worden, USD; Kelly Bryant, USF; Jenny Calbaugh, USF; Margaret Krawiec, SCU; Maily Smitt, SCU

1992

	Pos	Yr
Dawn Birdsall, USD	MF	FR
Laila Danielson, USF	MF	SR
Kim Donohue, SMC	MF	FR
Lori Hokerson, SMC	F	SO
Amy Kroeger, SCU	D	FR
Jennifer Lalor, SCU	MF	FR
Shannon MacMillan, POR	F	FR
Tiffeny Milbrett, POR	F	JR
Debbie Norbutas, SCU	F	SR
Shelie Silva, USF	F	SO
Sue Wall, SCU	GK	SR

WCC All-Americans

2014

Ashley Hatch, BYU
Sofia Huerta, SCU
Lynn Williams, PEP

2013

Julie Johnston, SCU
Amanda Frisbie, POR
Cloe Colohan, BYU
Sofia Huerta, SCU

2012

Lindsi Lisonbee Cutshall, BYU
Julie Johnston, SCU
Jessica Ringwoof, BYU

2011

Julie Johnston, SCU
Stephanie Ochs, USD
Michelle Pao, PEP
Bianca Henninger, SCU
Lindsi Lisonbee, BYU

2010

Bianca Henninger, SCU
Sophie Schmidt, POR
Elli Reed, POR
Keelin Winter, POR

2009

Kelsey Davis, POR
Michelle Enyeart, POR
Danielle Foxhoven, POR
Sophie Schmidt, POR

2008

Megan Rapinoe, POR

2007

Stephanie Lopez, POR
Angie Woznuk, POR

2006

Marian Dalmy, SCU
Michelle Enyeart, POR
Stephanie Lopez, POR
Angie Woznuk, POR

2005

Marian Dalmy, SCU
Ashley Haugen, GON
Lindsey Huie, POR
Stephanie Lopez, POR
Megan Rapinoe, POR
Christine Sinclair, POR
Megan Woods, PEP
Angie Woznuk, POR

2004

Lindsey Huie, POR
Megan Kakadelas, SCU

Leslie Osborne, SCU
Kaitlyn Pruett, USD
Christine Sinclair, POR
Ashley Swanson, PEP

2003

Imani Dorsey, POR
Lindsey Huie, POR
Leslie Osborne, SCU

2002

Deevyn Hawkins, SCU
Lindsey Huie, POR
Lauren Orlandos, POR
Christine Sinclair, POR
Aly Wagner, SCU

2001

Lauren Orlandos, POR
Christine Sinclair, POR
Danielle Slaton, SCU
Aly Wagner, SCU
Veronica Zepeda, SCU

2000

Erin Misaki, POR
Lauren Orlandos, POR
Danielle Slaton, SCU

1999

Mandy Clemens, SCU
Jacqui Little, SCU
Nikki Serlenga, SCU
Danielle Slaton, SCU
Aly Wagner, SCU

1998

Mandy Clemens, SCU
Michelle French, POR
Jacqui Little, SCU
Nikki Serlenga, SCU
Danielle Slaton, SCU

1997

Justi Baumgardt, POR
Mandy Clemens, SCU
Michelle French, POR
Angela Harrison, POR
Wynne McIntosh, POR

1996

Justi Baumgardt, POR
Regina Holan, POR
Tara Koleski, POR
Cheryl Loveless, POR
Jennifer Lalor, SCU
Melissa Ribaldo, POR

1995

Shannon MacMillan, POR
Erin Fahey, POR

1994

Tiffany Milbrett, POR
Shannon MacMillan, POR
Jennifer Lalor, SCU

1993


Shannon MacMillan, POR
Jennifer Lalor, SCU

1992

Tiffany Milbrett, POR
Shannon MacMillan, POR
Lori Hokerson, SMC



Lynn Williams
Pepperdine



Julie Johnston
Santa Clara



Ashley Haugen
Gonzaga



Lindsi Lisonbee Cutshall
BYU



Sophie Schmidt
Portland

WCC In The NCAA Championships

74 NCAA APPEARANCES • 19 FINAL FOUR TRIPS • 3 NATIONAL TITLES

BYU

Appearances: 3
Yrs: '12, '13, '14
Record: 4-3
Goals For: 9 Goals Against: 7

2014 Regionals
Colorado 2, BYU 0

2013 Regionals
BYU 4, Weber State 0
Colorado 2, BYU 1

2012 Regionals
BYU 2, Utah State 1
BYU 1, Auburn 0
BYU 0, Marquette 0 (6-5)

National Quarterfinals
North Carolina 2, BYU 1

GONZAGA

Appearances: 1
Years: '05
Record: 0-1
Goals For: 0 Goals Against: 1

2005 Regionals
USC 1, Gonzaga 0

LOYOLA MARYMOUNT

Appearances: 2
Years: '02, '06
Record: 0-2
Goals For: 0 Goals Against: 7

2006 Regionals
Cal State Fullerton 3, Loyola Marymount 0

2002 Regionals
UCLA 4, Loyola Marymount 0

PEPPERDINE

Appearances: 8
Years: '01, '02, '03, '04, '05, '11, '12, '14
Record: 7-8
Goals For: 15 Goals Against: 17

2014 Regionals
Pepperdine 1, USC 1
Pepperdine 4, Illinois State 0
UCLA 1, Pepperdine 0

2012 Regionals
California 1, Pepperdine 0

2011 Regionals
Long Beach State 1, Pepperdine 0

2005 Regionals
Pepperdine 1, Mississippi 0
Pepperdine 2, Samford 0
North Carolina 6, Pepperdine 0

2004 Regionals
UCLA 1, Pepperdine 0

2003 Regionals
Pepperdine 1, So. California 0
UCLA 2, Pepperdine 0

2002 Regionals
Pepperdine 2, UW- Milwaukee 0
Pepperdine 2, Wisconsin 1 OT
Michigan 2, Pepperdine 0

2001 Regionals
Pepperdine 1, S. California 0
UCLA 2, Pepperdine 1

PORTLAND

Appearances: 21
Years: '92, '93, '94, '95, '96, '97, '98, '00, '01, '02, '03, '04, '05, '06, '07, '08, '09, '10, '11, '12, '13
NCAA Semifinalists: '94, '95, '96, '98, '00, '01, '02, '05
NCAA Finalists: '95, '02, '05
NCAA Championships: '02, '05
Record: 50-17-4
Goals For: 162 Goals Against: 55

2013 Regionals
Portland 2, Seattle 0
Illinois 4, Portland 3

2012 Regionals
Portland 2, Washington State 2 (6-5)
Michigan 3, Portland 0

2011 Regionals
Portland 1, Oregon State 1 (7-6)
Florida State 3, Portland 1

2010 Regionals
Portland 9, UTSA 0
Washington 1, Portland 1 (PK 10-9)

2009 Regionals
Portland 4, Denver 0
Portland 2, Washington 1
Portland 4, Virginia Tech 1
National Quarterfinals
UCLA 2, Portland 1

2008 Regionals
Portland 6, Northern Arizona 1
Portland 2, Texas 0
Portland 3, James Madison 2
National Quarterfinals
Stanford 1, Portland 0

2007 Regionals
Portland 5, Denver 0
Portland 1, Colorado 0
Portland 3, Tennessee 0
National Quarterfinals
UCLA 3, Portland 2 (2OT)

2006 Regionals
Portland 2, BYU 1
Portland 3, Utah 0
Portland 2, Texas 0
National Quarterfinals
UCLA 2, Portland 1

2005 Regionals
Portland 5, Iowa State 0
Portland 3, Nebraska 2
Portland 4, Arizona 0
National Quarterfinals
Portland 3, Notre Dame 1
National Semifinals
Portland 0, Penn State 0 (PK 4-3)
National Championship
Portland 4, UCLA 0

2004 Regionals
Portland 3, Weber State 0
Portland 3, Colorado 0
Portland 2, Texas 0

National Quarterfinals
Notre Dame 3, Portland 1

2003 Regionals
Portland 1, Denver 0
Portland 4, Nebraska 1
Portland 0, Santa Clara 0 (PK 2-4)

2002 Regionals
Portland 3, Idaho State 0
Portland 3, Utah 0
Portland 4, Richmond 0
National Quarterfinals
Portland 0, Stanford 0 (PK 4-2)
National Semifinals
Portland 2, Penn State 0
National Championship
Portland 2, Santa Clara 1 2ot

2001 Regionals
Portland 5, Idaho State 0
Portland 2, Washington 0
Portland 4, Nebraska 0
National Quarterfinals
Portland 4, Texas A&M 1
National Semifinals
N. Carolina 2, Portland 1

2000 Regionals
Portland 3, Arizona State 1
Portland 1, Washington 0
Portland 1, Penn State 0
National Semifinals
UCLA 1, Portland 0

1998 Regionals
Portland 3, Minnesota 0
Portland 5, San Diego State 0
Portland 2, Notre Dame 1
National Semifinals
North Carolina 1, Portland 0 (4 OT)

1997 Regionals
UCLA 1, Portland 0

1996 Regionals
Portland 1, Washington 0
Portland 1, Vanderbilt 0
Portland 1, Nebraska 0
National Semifinals
Notre Dame 3, Portland 2

1995 Regionals
Portland 1, Washington 0
Portland 1, Maryland 0
National Semifinals
Portland 4, Southern Methodist 2
National Final
Notre Dame 1, Portland 0 (OT)

1994 Western Regional
Portland 6, Saint Mary's 0
Portland 2, Stanford 1 (OT)
National Semifinals
Notre Dame 1, Portland 0

1993 Western Regional
Portland 2, Santa Clara 0
Stanford 1, Portland 0

1992 Western Regional
Stanford 5, Portland 2

WCC In The NCAA Championships

74 NCAA APPEARANCES • 19 FINAL FOUR TRIPS • 3 NATIONAL TITLES

SAINT MARY'S

Appearances: 3
Years: '88, '94, '01
Record: 2-3
Goals For: 6 Goals Against: 13

2001 Regionals

Saint Mary's 3, California 2
Stanford 3, Saint Mary's 1

1994 Western Regional

Saint Mary's 2, Santa Clara 0
Portland 6, Saint Mary's 0

1988 Western Regional

California 2, Saint Mary's 0

SAN DIEGO

Appearances: 13
Years: '96, '99, '00, '01, '02, '03, '04, '07, '08, '09, '10, '11, '14
Record: 6-13
Goals For: 15 Goals Against: 31

2014 Regionals

UCLA 5, San Diego 0

2011 Regionals

San Diego 2, UC Irvine 2 (5-3)
San Diego 1, UCLA 1 (3-2)
Long Beach State 1, San Diego 0

2010 Regionals

Wake Forest 1, San Diego 0

2009 Regionals

San Diego State 1, San Diego 0

2008 Regionals

San Diego 1, Long Beach State 0
UCLA 1, San Diego 0

2007 Regionals

San Diego 1, Oklahoma State, 2

2004 Regionals

San Diego 1, UNLV 0
UCLA 3, San Diego 0

2003 Regionals

UCLA 2, San Diego 0

2002 Regionals

USC 1, San Diego 0 OT

2001 Regionals

Washington 2, San Diego 0

2000 Regionals

at USC 2, San Diego 1

1999 Regionals

at San Diego 2, San Diego State 1
at UCLA 2, San Diego 1 (OT)

1996 Regionals

San Diego 5, at Texas A&M 3
at Maryland 1, San Diego 0

SANTA CLARA

Appearances: 24
Yrs: '89, '90, '91, '92, '93, '94, '95, '96, '97, '98, '99, '00, '01, '02, '03, '04, '05, '06, '07, '09, '10, '11, '12, '13
NCAA Semifinals: '89, '90, '92, '96, '97, '98, '99, 01, '02, '04
NCAA Finalist: '01, '02
NCAA Championships: '01
Record: 45-23-2
Goals For: 118 Goals Against: 60

2013 Regionals

Santa Clara 2, California 1
Santa Clara 4, Boston U. 1
Virginia Tech 1, Santa Clara 1 (3-1)

2012 Regionals

Santa Clara 2, Long Beach State 1
Stanford 2, Santa Clara 1

2011 Regionals

California 1, Santa Clara 1 (4-3)

2010 Regionals

Santa Clara 1, Long Beach St. 0
Stanford 2, Santa Clara 1

2009 Regionals

Santa Clara 1, Michigan State 0
Santa Clara 1, Oklahoma State 1 (6-5)
Stanford 0, Santa Clara 1

2007 Regionals

Santa Clara 0, Cal 2

2006 Regionals

USC 1, Santa Clara 0

2005 Regionals

Santa Clara 5, Fresno State 0
Santa Clara 4, Saint Louis 0
Santa Clara 2, Boston College 1
National Quarterfinals
Penn State 2, Santa Clara 1

2004 Regionals

Santa Clara 2, Cal 1
Santa Clara 1, Stanford 0 (2 OT)
Santa Clara 1, North Carolina 0 (OT)

National Quarterfinals

Santa Clara 2, Illinois 0

National Semifinals

Notre Dame 1, Santa Clara 0

2003 Regionals

Santa Clara 1, Stanford 0
Santa Clara 1, Arizona State 0
Santa Clara 0, Portland 0 (PK 4-2)

National Quarterfinals

North Carolina 3, Santa Clara 0

2002 Regionals

Santa Clara 5, Creighton 1
Santa Clara 5, Arizona State 1
Santa Clara 3, Nebraska 2

National Quarterfinals

Santa Clara 3, Michigan 1

National Semifinals

Santa Clara 2, North Carolina 1

National Championship

Portland 2, Santa Clara 1 2ot

2001 Regionals

Santa Clara 3, Evansville 0
Santa Clara 4, Syracuse 1
Santa Clara 2, Dartmouth 0

National Quarterfinals

Santa Clara 3, Virginia 2

National Semifinals

Santa Clara 3, Florida 2

National Championship

Santa Clara 1, N. Carolina 0

2000 Regionals

at Santa Clara 3, Cal Poly 1
Santa Clara 2, at California 0
Santa Clara 2, at BYU 1 (OT)
at Notre Dame 2, Santa Clara 1

1999 Regionals

at Santa Clara 2, Brigham Young 0
at Santa Clara 7, UCLA 0
at Santa Clara 3, Connecticut 0

National Semifinals

Notre Dame 1, Santa Clara 0

1998 Regionals

at Santa Clara 5, Pacific 0
at Santa Clara 3, Brigham Young 0
at Santa Clara 1, Connecticut 0

National Semifinals

Florida 1, Santa Clara 0

1997 Regionals

Santa Clara 1, Brigham Young 0
Santa Clara 5, Minnesota 1
Santa Clara 3, Clemson 0

National Semifinals

North Carolina 2, Santa Clara 1

1996 Regionals

Santa Clara 3, Stanford 2
Santa Clara 3, Penn State 1
Santa Clara 1, Connecticut 0

National Semifinals

North Carolina 2, Santa Clara 1

1995 Regionals

Santa Clara 3, Stanford 2 (OT)
Santa Clara 1, Virginia 0
North Carolina 2, Santa Clara 0

1994 Western Regional

Saint Mary's 2, Santa Clara 0

1993 Western Regional

Portland 2, Santa Clara 0

1992 Western Regional

Santa Clara 2, Stanford 0

National Semifinals

North Carolina 3, Santa Clara 0

1991 Western Regional

Stanford 2, Santa Clara 1 (OT)

1990 Western Regional

Santa Clara 2, UC Santa Barbara 0

National Semifinals

Connecticut 2, Santa Clara 1 (OT)

1989 Western Regional

Santa Clara 2, UC Santa Barbara 0

National Semifinals

Colorado College 2, Santa Clara 0

WCC Series Matchups

LMU vs. SCU
Series: SCU leads 17-4-1

2014	Broncos, 2-0	LM
2013	Broncos, 2-0	SC
2012	Broncos, 1-0	SC
2011	Broncos, 4-0	LM
2010	Lions, 2-0	SC
2009	Broncos, 1-0	SC
2008	Lions, 2-0	LM
2007	Broncos, 2-1	SC
2006	Tie, 1-1**	LM
2005	Broncos, 4-0	SC
2004	Broncos, 1-0	LM
2003	Broncos, 4-1	SC
2002	Broncos, 1-0	LM
2001	Broncos, 2-0	LM
2000	Lions, 1-0	SC
1999	Broncos, 4-0	LM
1998	Broncos, 3-0	SC
1997	Broncos, 4-0	LM
1996	Broncos, 3-0	SC
1995	Broncos, 1-0*	LM
1994	Lions, 1-0	LM
1993	Broncos, 7-0	SC

PAC vs. PEP
Series: PEP leads 2-0-0

2014	Waves, 5-0	PA
2013	Waves, 2-1	PE

PAC vs. POR
Series: POR leads 2-0-0

2014	Pilots, 3-0	PO
2013	Pilots, 1-0	PA

PAC vs. SMC
Series: Tied 1-1-0

2014	Gaels, 1-0	PA
2013	Tigers, 1-0	SM

PAC vs. USD
Series: USD leads 2-0-0

2014	Toreros, 1-0	PA
2013	Toreros, 2-1	SD

PAC vs. USF
Series: USF leads 1-0-1

2014	Dons, 3-0	SF
2013	Tie, 1-1	PA

PAC vs. SCU
Series: SCU leads 2-0-0

2014	Broncos, 2-0	SC
2013	Broncos, 2-0	PA

PEP vs. POR
Series: POR leads 16-4-1

2014	Waves, 1-0	PO
2013	Pilots, 3-1	PE
2012	Pilots, 3-1	PO
2011	Waves, 2-1	PE
2010	Pilots, 1-0	PO
2009	Pilots, 6-0	PE
2008	Pilots, 2-1	PO
2007	Pilots, 2-0	PE
2006	Pilots, 3-1	PO
2005	Tie, 1-1**	PE
2004	Pilots, 2-1**	PO
2003	Pilots, 2-1	PE
2002	Waves, 2-0	PO
2001	Pilots, 3-1	PE
2000	Pilots, 5-0	PO
1999	Pilots, 2-1	PE
1998	Pilots, 5-0	PO
1997	Waves, 1-0	PE
1996	Pilots, 4-0	PO
1995	Pilots, 3-0	PO
1994	Pilots, 3-1	PE

PEP vs. SMC
Series: PEP leads 11-6-4

2014	Tie, 0-0**	SM
2013	Waves, 3-1	SM
2012	Waves, 5-2	P
2011	Waves, 2-1	SM
2010	Waves, 2-0	P
2009	Waves, 2-1	P
2008	Waves, 4-0	SM
2007	Waves, 5-1	P
2006	Waves, 2-1	SM
2005	Tie, 2-2**	SM
2004	Waves, 1-0	P
2003	Tie, 1-1	P
2002	Waves, 2-1	SM
2001	Gaels, 1-0	SM
2000	Gaels, 2-1	P
1999	Gaels, 1-0	SM
1998	Gaels, 2-0	P
1997	Gaels, 3-0	SM
1996	Waves, 2-0	P
1995	Gaels, 4-0	SM
1994	Tie, 2-2	P

PEP vs. USD
Series: USD leads 11-8-2

2014	Toreros, 2-1	P
2013	Waves, 2-1	SD
2012	Waves, 2-0	SD
2011	Waves, 1-0	P
2010	Toreros, 2-1	SD
2009	Toreros, 2-0	SD
2008	Toreros, 1-0	P
2007	Tie, 1-1**	SD
2006	Waves, 2-1**	P
2005	Waves, 2-0	SD
2004	Tie, 0-0	P
2003	Waves, 2-1	SD
2002	Waves, 3-1	P
2001	Toreros, 3-2	SD
2000	Toreros, 1-0	P
1999	Toreros, 2-1	SD
1998	Toreros, 4-2	P
1997	Toreros, 3-2	SD
1996	Toreros, 2-1	P
1995	Toreros, 2-0	SD
1994	Waves, 3-0	P

PEP vs. USF
Series: PEP leads 12-8-1

2014	Waves, 2-1	P
2013	Dons, 2-0	SF
2012	Waves, 2-0	SF
2011	Waves, 4-0	P
2010	Tie, 0-0*	P
2009	Waves, 2-1	SF
2008	Waves, 3-0	P
2007	Waves, 2-0	P
2006	Dons, 2-0	SF
2005	Dons, 2-1	SF
2004	Dons, 2-1	P
2003	Waves, 1-0	SF
2002	Waves, 2-1	P
2001	Dons, 2-0	SF
2000	Waves, 2-0	P
1999	Waves, 2-0	SF
1998	Dons, 1-0	P
1997	Dons, 2-0	SF
1996	Waves, 1-0	P
1995	Dons, 1-0	SF
1994	Waves, 1-0	P

PEP vs. SCU
Series: SCU leads 13-8-0

2014	Waves, 2-1	P
2013	Broncos, 9-2	SC
2012	Waves, 2-1	P
2011	Broncos, 1-0	SC
2010	Waves, 3-2	P
2009	Broncos, 1-0	SC

2008	Waves, 2-1	P
2007	Broncos, 2-1	SC
2006	Waves, 1-0	P
2005	Waves, 1-0	P
2004	Broncos, 1-0	SC
2003	Broncos, 5-0	SC
2002	Waves, 1-0	P
2001	Waves, 1-0	P
2000	Broncos, 3-1	SC
1999	Broncos, 5-0	P
1998	Broncos, 7-0	SC
1997	Broncos, 2-0	P
1996	Broncos, 6-2	SC
1995	Broncos, 2-1	P
1994	Broncos, 3-2	SC

POR vs. SMC
Series: POR leads 22-1-1

2014	Pilots, 2-1	P
2013	Pilots, 3-1	SM
2012	Pilots, 3-0	SM
2011	Pilots, 7-4	P
2010	Tie, 1-1	SM
2009	Pilots, 5-1	P
2008	Pilots, 3-0	SM
2007	Pilots, 1-0	SM
2006	Pilots, 3-0	P
2005	Pilots, 3-0	P
2004	Pilots, 3-1	SM
2003	Pilots, 3-0	P
2002	Pilots, 1-0	SM
2001	Gaels, 1-0	P
2000	Pilots, 1-0	SM
1999	Pilots, 4-0	P
1998	Pilots, 2-0	SM
1997	Pilots, 8-1	P
1996	Pilots, 4-1	SM
1995	Pilots, 1-0	P
1994	Pilots, 3-0	SM
	Pilots, 6-0!	P
1993	Pilots, 4-0	P
1992	Pilots, 3-0	SM

POR vs. USD
Series: POR leads 17-4-2

2014	Toreros, 3-0	SD
2013	Pilots, 2-0	P
2012	Pilots, 2-1*	SD
2011	Toreros, 2-1	P
2010	Pilots, 1-0	SD
2009	Pilots, 2-0	P
2008	Pilots, 4-1	SD
2007	Pilots, 4-0	P
2006	Pilots, 2-1*	SD
2005	Pilots, 5-0	P
2004	Pilots, 1-0	SD
2003	Tie, 2-2	P
2002	Tie, 0-0	SD
2001	Pilots, 2-1	P
2000	Toreros, 1-0	SD
1999	Toreros, 1-0	P
1998	Pilots, 2-1	SD
1997	Pilots, 7-2	P
1996	Pilots, 3-1	SD
1995	Pilots, 2-0	P
1994	Pilots, 3-0	SD
1993	Pilots, 3-2	P
1992	Pilots, 4-0	SD

POR vs. USF
Series: POR leads 21-0-2

2014	Tie, 2-2**	S
2013	Pilots, 1-0	P
2012	Pilots, 5-0	P
2011	Pilots, 1-0**	SF
2010	Pilots, 2-0	P
2009	Pilots, 8-0	P
2008	Pilots, 2-0	SF
2007	Pilots, 6-0	SF
2006	Tie, 1-1**	P

2005	Pilots, 3-0	SF
2004	Pilots, 2-0	P
2003	Pilots, 8-0	P
2002	Pilots, 3-0	SF
2001	Pilots, 6-0	P
2000	Pilots, 6-0	SF
1999	Pilots, 6-1	P
1998	Pilots, 5-0	SF
1997	Pilots, 1-0	P
1996	Pilots, 1-0	SF
1995	Pilots, 3-1	P
1994	Pilots, 6-0	P
1993	Pilots, 1-0	SF
1992	Pilots, 4-1	P

POR vs. SCU
Series: POR leads 12-10-3

2014	Broncos, 1-0	SC
2013	Pilots, 3-1	P
2012	Tie, 2-2**	SC
2011	Broncos, 2-1	P
2010	Pilots, 1-0	SC
2009	Pilots, 1-0	SC
2008	Pilots, 4-0	P
2007	Pilots, 2-0	P
2006	Broncos, 3-2	SC
2005	Pilots, 3-1	P
2004	Broncos, 1-0	SC
2003	Broncos, 2-1*	SC
	Tied, 0-0!	P
2002	Broncos, 1-0	P
	Pilots, 2-1 # !!	N
2001	Broncos, 2-1	SC
2000	Pilots, 2-0	P
1999	Broncos, 8-0	SC
1998	Broncos, 1-0*	P
1997	Pilots, 1-0*	SC
1996	Pilots, 2-0	SC
1995	Tied, 1-1*	SC
1994	Pilots, 3-1	P
1993	Broncos, 3-1*	SC
	Pilots, 2-0 #	N
1992	Pilots, 3-1	P

SMC vs. USD
Series: USD leads 16-7-0

2014	Toreros, 3-2	SM
2013	Toreros, 2-1	SD
2012	Toreros, 1-0	SM
2011	Toreros, 2-1*	SD
2010	Toreros, 2-1	SM
2009	Toreros, 2-1	SM
2008	Toreros, 2-0	SD
2007	Toreros, 3-1	SM
2006	Toreros, 4-0	SM
2005	Toreros, 2-0	SD
2004	Toreros, 3-2*	SM
2003	Gaels, 2-1	SM
2002	Gaels, 4-1	SD
2001	Gaels, 3-0	SM
2000	Toreros, 2-0	SD
1999	Gaels, 2-0	SM
1998	Toreros, 2-0	SD
1997	Toreros, 3-0	SM
1996	Toreros, 4-0	SD
1995	Gaels, 1-0	SM
1994	Toreros, 3-2	SD
1993	Gaels, 2-0	SM
1992	Gaels, 3-1	SD

SMC vs. USF
Series: SMC leads 14-8-1

2014	Dons, 2-0	SF
2013	Gaels, 1-0	SM
2012	Dons, 2-0	SM
2011	Gaels, 1-0	SF
2010	Gaels, 1-0	SM
2009	Dons, 2-1*	SF
2008	Gaels, 2-0	SM

2007	Dons, 2-1	SF
2006	Gaels, 4-1	SM
2005	Gaels, 3-1	SF
2004	Dons, 1-0	SM
2003	Gaels, 1-0	SF
2002	Gaels, 3-0	SM
2001	Gaels, 3-2	SF
2000	Gaels, 3-0	SM
1999	Gaels, 6-0	SF
1998	Gaels, 2-1	SM
1997	Dons, 2-1*	SF
1996	Dons, 2-0	SM
1995	Tied, 1-1	SF
1994	Gaels, 4-0	SM
1993	Dons, 1-0	SF
1992	Gaels, 3-0	SF

SMC vs. SCU
Series: SCU leads 20-2-2

2014	Broncos, 3-0	SC
2013	Broncos, 4-0	SM
2012	Broncos, 2-0	SM
2011	Broncos, 2-1*	SC
2010	Broncos, 2-0	SM
2009	Broncos, 2-1*	SM
2008	Tied, 1-1**	SC
2007	Broncos, 3-0	SC
2006	Broncos, 2-1	SM
2005	Broncos, 2-0	SC
2004	Broncos, 2-1	SM
2003	Tied, 0-0	SM
2002	Broncos, 3-1	SC
2001	Broncos, 1-0	SM
2000	Gaels, 4-2	SC
1999	Broncos, 4-0	SM
1998	Broncos, 8-0	SC
1997	Broncos, 3-0	SM
1996	Broncos, 2-1	SC
1995	Broncos, 2-1	SM
1994	Broncos, 2-1	SC
	Gaels, 2-0!	SC
1993	Broncos, 5-1	SM
1992	Broncos, 2-0	SC



**Megan Rapinoe
Portland**

! NCAA Tournament
!! National Championship Game
* Overtime
Match played at a neutral site
NOTE: Round-robin play began in 1992

WCC Series Matchups

USD vs. USF

Series: USD leads 19-4-0

2014	Toreros, 1-0	SD
2013	Toreros, 1-0	SF
2012	Toreros, 2-0	SF
2011	Toreros, 3-0	SD
2010	Toreros, 4-1	SF
2009	Toreros, 3-2	SF
2008	Toreros, 1-0	SD
2007	Toreros, 3-0	SD
2006	Toreros, 2-0	SF
2005	Dons, 2-1**	SD
2004	Toreros, 2-1	SF
2003	Toreros, 2-0	SF
2002	Toreros, 2-0	SD
2001	Toreros, 6-1	SD
2000	Toreros, 5-0	SF
1999	Toreros, 6-0	SD
1998	Toreros, 1-0	SF
1997	Lady Dons, 2-1	SD
1996	Toreros, 4-1	SF
1995	Toreros, 2-1*	SD
1994	Lady Dons, 7-0	SF
1993	Toreros, 3-1	SD
1992	Lady Dons, 3-1	SF



Jerry Smith
Santa Clara

USD vs. SCU

Series: SCU leads 16-7-0

2014	Broncos, 3-1	SD
2013	Broncos, 1-0	SC
2012	Broncos, 3-2	SC
2011	Toreros, 3-0	SD
2010	Broncos, 1-0	SC
2009	Toreros, 1-0	SD
2008	Toreros, 2-1	SC
2007	Toreros, 1-0	SD
2006	Broncos, 2-0	SC
2005	Broncos, 2-0	SD
2004	Toreros, 2-1	SC
2003	Broncos, 3-0	SD
2002	Broncos, 3-0	SC
2001	Broncos, 2-0	SC
2000	Broncos, 4-0	SD
1999	Broncos, 5-1	SC
1998	Broncos, 4-0	SD
1997	Broncos, 5-2	SC
1996	Toreros, 3-1	SD
1995	Toreros, 3-1	SC
1994	Broncos, 2-0	SD
1993	Broncos, 6-1	SC
1992	Broncos, 2-1	SD



Clive Charles
Portland

USF vs. SCU

Series: SCU leads 22-0-1

2014	Broncos, 1-0	SF
2013	Broncos, 9-0	SC
2012	Tie, 2-2**	SF
2011	Broncos, 5-0	SC
2010	Broncos, 2-0	SF
2009	Broncos, 1-0	SF
2008	Broncos, 3-0	SC
2007	Broncos, 1-0	SF
2006	Broncos, 4-0	SC
2005	Broncos, 5-0	SC
2004	Broncos, 1-0	SF
2003	Broncos, 2-1	SF
2002	Broncos, 6-0	SC
2001	Broncos, 5-0	SC
2000	Broncos, 3-2*	SF
1999	Broncos, 9-0	SC
1998	Broncos, 4-0	SF
1997	Broncos, 4-0	SC
1996	Broncos, 2-1	SF
1995	Broncos, 3-1*	SC
1994	Broncos, 7-1	SC
1993	Broncos, 4-0	SF
1992	Broncos, 4-0	SF



Ada Greenwood
San Diego



PORTLAND PILOTS - 2005 NCAA CHAMPIONS



PORTLAND PILOTS - 2002 NCAA CHAMPIONS




SANTA CLARA BRONCOS - 2001 NCAA CHAMPIONS

WCC Honors



Julie Johnston, SCU



Jennifer Rockwood, BYU



Amanda Frisbie, POR



Allison Wetherington, POR

Player of the Year*

- 2014 Ashley Hatch, BYU
Sofia Huerta, SCU
- 2013 Julie Johnston, SCU
- 2012 Lindsy Lisonbee Cutshall, BYU
- 2011 Stephanie Ochs, USD
- 2010 Keelin Winters, POR
- 2009 Michelle Enyeart, POR
- 2008 Megan Rapinoe, POR
- 2007 Angie Woznuk, POR
- 2006 Marian Dalmy, SCU
- 2005 Christine Sinclair, POR
- 2004 Christine Sinclair, POR
- 2003 Leslie Osborne, SCU
- 2002 Christine Sinclair, POR
- 2001 Aly Wagner, SCU
- 2000 Heather Aldama, SCU
Erin Misaki, POR
- 1999 Mandy Clemens, SCU
- 1998 Mandy Clemens, SCU
- 1997 Mandy Clemens, SCU
- 1996 Justi Baumgardt, POR
- 1995 Shannon MacMillan, POR
- 1994 Tiffeny Milbrett, POR
- 1993 Shannon MacMillan, POR
- 1992 Tiffeny Milbrett, POR

* Offensive Player of the Year (1992-95)

Coach of the Year

- 2014 Jennifer Rockwood, BYU
Tim Ward, PEP
- 2013 Garrett Smith, POR
- 2012 Jennifer Rockwood, BYU
- 2011 Tim Ward, PEP
- 2010 Garrett Smith, POR
- 2009 Garrett Smith, POR
- 2008 Garrett Smith, POR
- 2007 Garrett Smith, POR
- 2006 Jerry Smith, SCU
- 2005 Garrett Smith, POR
- 2004 Ada Greenwood, USD
- 2003 Shannon Stlies, GON
- 2002 Tim Ward, PEP
- 2001 Jerry Smith, SCU
Paul Ratcliffe, SMC
- 2000 Paul Ratcliffe, SMC
- 1999 Jerry Smith, SCU
Paul Ratcliffe, SMC
- 1998 Jerry Smith, SCU
- 1997 Jerry Smith, SCU
- 1996 Tony da Luz, USD
- 1995 Clive Charles, POR
Jerry Smith, SCU
- 1994 Clive Charles, POR
- 1993 Clive Charles, POR
- 1992 Jerry Smith, SCU

Defensive Player of the Year

- 2014 Annie Amos, BYU
- 2013 Amanda Frisbie, POR
- 2012 Kendall Johnson Jr., POR
- 2011 Natalie Garcia Jr., USD
- 2010 Jessica Tsao, POR
- 2009 Jordan Angeli, SCU
- 2008 Brittany Cameron, USD
- 2007 Stephanie Lopez, POR
- 2006 Joslyn Slovek, LMU
- 2005 Stephanie Lopez, POR
- 2004 Leslie Osborne, SCU
- 2003 Imani Dorsey, POR
- 2002 Lauren Orlandos, POR
- 2001 Danielle Slaton, SCU
- 2000 Lauren Orlandos, POR
- 1999 Nikki Serlenga, SCU
- 1998 Tracy Sharp, LMU
- 1995 Dawn Birdsall, USD
- 1994 Maily Smitt, SCU
- 1993 Amy Kroeger, SCU
- 1992 Sue Wall, SCU

Freshman of the Year

- 2014 Hailey Harbison, PEP
- 2013 Allison Wetherington, POR
- 2012 Michele Murphy, BYU
- 2011 Lynn Williams, PEP
- 2010 Julie Johnston, SCU
- 2009 Kendall Johnson, POR
Allie Vernon, SCU
- 2008 Danielle Foxhoven, POR
- 2007 Keelin Winters, POR
- 2006 Michelle Enyeart, POR
- 2005 Megan Rapinoe, POR
- 2004 Amy Epsten, USD
- 2003 Lauren Zealear, SCU
- 2002 Lindsey Huie, POR
- 2001 Christine Sinclair, POR
Lacey Ubaldi, PEP
Veronica Zepeda, SCU
- 1999 Aly Wagner, SCU
- 1998 Danielle Slaton, SCU
- 1997 Megan Horvath, SCU
- 1996 Jacqui Little, SCU
- 1995 Michelle French, POR
- 1994 Holly Pierce, POR
- 1993 Justi Baumgardt, POR
- 1992 Shannon MacMillan, POR



Erica Owens, BYU

Goalkeeper of the Year

- 2014 Andi Tostanoski, SCU
- 2013 Erica Owens, BYU
- 2012 Erica Owens, BYU
- 2011 Bianca Henninger, SCU

Multiple All-WCC Selections

Four-time selections

- Justi Baumgardt, POR (1993, 95-97)
- Kim Donohue, SMC (1992-95)
- Sofia Huerta, SCU (2011-14)
- Lindsy Huie, POR (2002-05)
- Julie Johnston, SCU (2010-2013)
- Jennifer Lalor, SCU (1993-96)
- Jacqui Little, SCU (1996-99)
- Stephanie Lopez, POR (2003, 2005-07)
- Shannon MacMillan, POR (1992-95)
- Erin Misaki, POR (1999-02)
- Leslie Osborne, SCU (2001-04)
- Michelle Pao, PEP (2010-13)
- Christine Sinclair, POR (2001-02, 04-05)
- Danielle Slaton, SCU (1998-01)

Three-time selections

- Dawn Birdsall, USD (1992-93, 95)
- Kiki Bosio, SCU (2009, 06-07)
- Mandy Clemens, SCU (1997-99)
- Michelle Enyeart, POR (2009, 06-07)
- Danielle Foxhoven, POR (2008-10)
- Mikka Hansen, SCU (1993, 95-96)
- Lori Hokerson, SMC (1992-94)
- Michele Kennedy, USD (1992-93, 96)
- Erin Martinez, SCU (1993-95)
- Ruth Montgomery, SMC (2000-02)
- Lauren Orlandos, POR (2000-02)
- Leslie Osborne, SCU (2001-03)
- Aly Wagner, SCU (1999, 2001-02)
- Lynn Williams, PEP (2012-14)
- Angie Woznuk, POR (2005-07)



Danielle Foxhoven, Portland

All-Time Standings (1992-2014)

Year	WCC			ALL			Year	WCC			ALL			Year	WCC			ALL		
	W	L	T	W	L	T		W	L	T	W	L	T		W	L	T	W	L	T
2014							2007							1999						
#22 BYU !	7	1	1	13	5	3	#2 Portland !	7	0	0	18	3	0	#3 Santa Clara@!	7	0	0	23	1	0
Santa Clara	7	2	0	14	6	0	#9 San Diego	5	1	1	15	3	3	#19 San Diego	5	2	0	16	5	0
#10 Pepperdine	6	1	2	16	3	4	#16 Santa Clara	4	3	0	12	6	3	Saint Mary's	5	2	0	13	3	1
San Diego	6	3	0	10	8	2	Loyola Marymount	4	3	0	12	6	1	Portland	5	2	0	12	7	1
Gonzaga	4	4	1	9	9	1	Gonzaga	3	4	0	12	7	1	Loyola Marymount	3	4	0	13	6	0
Portland	4	4	1	7	9	3	Pepperdine	2	4	1	5	8	6	Pepperdine	2	5	0	11	7	1
San Francisco	3	5	1	7	10	3	San Francisco	2	5	0	2	13	3	Gonzaga	1	6	0	7	13	0
Loyola Marymount	2	6	1	9	8	2	Saint Mary's	0	7	0	6	11	2	San Francisco	0	7	0	3	15	2
Saint Mary's	1	5	3	7	10	3	2006							1998						
Pacific	0	9	0	2	16	1	#7 Santa Clara !	5	1	1	15	5	1	Santa Clara@!	7	0	0	22	1	1
2013							#5 Portland	4	1	2	17	4	3	Portland@	6	1	0	19	3	2
Portland !	8	1	0	17	3	1	Pepperdine	4	2	1	11	6	3	San Diego	4	2	1	12	6	2
Santa Clara !	8	1	0	16	4	2	Loyola Marymount	2	1	4	10	3	6	Loyola Marymount	3	2	2	12	2	5
BYU !	8	1	0	15	5	1	San Diego	3	4	0	12	8	0	Saint Mary's	3	4	0	6	12	0
San Diego	5	4	0	12	8	0	Gonzaga	3	4	0	10	9	1	San Francisco	2	5	0	7	11	1
Pepperdine	5	4	0	10	7	2	San Francisco	1	5	1	5	13	2	Pepperdine	0	5	2	7	8	4
Pacific	3	5	1	4	12	3	Saint Mary's	1	5	1	3	13	4	Gonzaga	0	6	1	4	12	2
Gonzaga	3	6	0	7	11	1	2005							1997						
Saint Mary's (CA)	2	7	0	7	14	0	#1 Portland ! *	6	0	1	23	0	2	Portland!	6	1	0	14	5	0
San Francisco Dons	1	6	2	6	10	4	#8 Santa Clara	4	2	1	17	5	2	Santa Clara@	6	1	0	20	3	1
Loyola Marymount	0	8	1	3	16	1	#18 Gonzaga	3	1	3	12	4	4	San Francisco	5	2	0	11	8	0
2012							#14 Pepperdine	3	2	2	15	4	3	San Diego	4	3	0	7	12	1
BYU !	7	0	1	20	2	2	Saint Mary's	2	3	2	8	8	3	Pepperdine	3	4	0	7	12	1
Portland	5	1	2	11	5	5	San Diego	2	5	0	6	12	1	Loyola Marymount	2	5	0	11	8	0
Santa Clara	4	1	3	12	4	6	San Francisco	2	5	0	4	14	2	Gonzaga	1	6	0	8	12	0
Pepperdine	5	3	0	14	7	0	Loyola Marymount	1	5	1	6	10	4	Saint Mary's	1	6	0	4	15	0
San Diego	4	4	0	8	11	0	2004							1996						
Loyola Marymount	3	5	0	9	8	2	#6 Portland !	6	1	0	20	4	0	Portland@!	7	0	0	19	1	2
San Francisco	2	5	1	7	8	4	#3 Santa Clara !@	6	1	0	18	5	2	Santa Clara@	5	2	0	18	4	2
Gonzaga	1	6	1	8	11	1	San Diego	5	1	1	12	8	2	San Diego	5	2	0	14	6	1
Saint Mary's (CA)	1	7	0	6	12	2	Gonzaga	3	4	0	11	9	0	Pepperdine	5	2	0	12	8	0
2011							Loyola Marymount	2	4	1	10	7	3	San Francisco	2	4	1	10	8	2
Pepperdine !	7	1	0	15	2	4	San Francisco	3	4	0	10	7	3	Saint Mary's	2	5	0	8	11	0
San Diego !	7	1	0	12	8	2	Pepperdine	1	4	2	9	7	3	Loyola Marymount	1	5	1	5	11	2
Santa Clara	6	1	1	13	2	6	Saint Mary's	0	7	0	8	12	0	Gonzaga	0	7	0	1	16	3
BYU	5	2	1	11	5	3	2003							1995						
Portland	4	4	0	9	10	2	#3 Santa Clara	6	0	1	14	4	6	Portland@!	6	0	1	20	1	2
San Francisco	2	6	0	6	14	0	#6 Portland	5	1	1	18	3	2	Santa Clara	5	1	1	16	4	2
Saint Mary's	1	6	1	10	8	2	Saint Mary's	3	2	2	8	8	3	San Diego	5	2	0	10	6	1
Loyola Marymount	1	6	1	7	10	3	#20 Pepperdine	3	3	1	14	6	1	San Francisco	3	3	1	11	8	1
Gonzaga	0	6	2	7	10	2	Gonzaga	3	4	0	11	8	0	Saint Mary's	3	3	1	7	10	1
2010							San Diego	2	4	1	9	8	4	Pepperdine	2	5	0	6	9	3
#4 Portland !	6	0	1	19	1	2	Loyola Marymount	2	5	0	9	8	3	Loyola Marymount	2	5	0	6	12	1
#22 Santa Clara	4	3	0	13	7	2	San Francisco	1	6	0	5	14	1	Gonzaga	0	7	0	2	18	0
San Diego	4	3	0	11	8	2	2002							1994						
Loyola Marymount	2	3	2	10	6	2	#9 Pepperdine!	6	1	0	18	2	2	Portland@!	7	0	0	16	6	0
Pepperdine	2	3	2	9	6	5	#2 Santa Clara@!	6	1	0	20	5	1	Santa Clara	5	2	0	14	5	1
Gonzaga	3	4	0	8	11	1	#1 Portland*®	4	2	1	20	4	1	Pepperdine	4	2	1	10	7	2
Saint Mary's	2	4	1	8	7	4	San Diego	3	3	1	11	7	3	Saint Mary's	3	3	1	12	8	1
San Francisco	1	4	2	5	13	2	Loyola Marymount	3	3	1	10	7	3	San Francisco	3	4	0	12	6	1
2009							Saint Mary's	3	3	1	9	9	2	San Diego	3	4	0	8	11	1
#5 Portland !	7	0	0	21	2	0	San Francisco	1	6	0	8	10	1	Loyola Marymount	1	5	1	2	15	3
#12 Santa Clara	5	2	0	14	7	2	Gonzaga	0	7	0	6	13	0	Gonzaga	0	6	1	2	15	1
San Diego	5	2	0	12	7	2	2001							1993						
Loyola Marymount	3	3	1	11	6	2	#1 Santa Clara@! *	6	1	0	23	2	0	Santa Clara!	6	0	0	15	5	0
Pepperdine	3	3	1	11	7	1	#3 Portland@	5	2	0	20	4	0	Portland	5	1	0	16	4	1
Gonzaga	2	5	0	8	12	0	#17 Saint Mary's	5	2	0	14	3	2	San Francisco	3	3	0	10	9	1
San Francisco	1	6	0	7	7	5	San Diego	4	3	0	14	6	0	San Diego	3	3	0	8	8	0
Saint Mary's	1	6	0	9	11	0	#22 Pepperdine	3	4	0	12	5	3	Saint Mary's	3	3	0	6	12	1
2008							Loyola Marymount	3	4	0	7	10	1	Loyola Marymount	1	5	0	6	13	0
#5 Portland !	7	0	0	20	2	0	San Francisco	2	5	0	9	8	1	Gonzaga	0	6	0	0	15	1
#16 San Diego	6	1	0	15	5	2	Gonzaga	0	7	0	0	15	2	1992						
Loyola Marymount	5	2	0	10	6	3	2000							Portland!	4	0	0	18	2	0
Pepperdine	4	3	0	9	9	2	#4 Portland@!	6	1	0	18	4	0	Santa Clara@	3	1	0	12	5	2
Gonzaga	2	4	1	7	10	3	Loyola Marymount	5	2	0	12	6	1	Saint Mary's	2	2	0	8	9	1
Santa Clara	1	4	2	4	12	4	Saint Mary's	5	2	0	12	6	2	San Francisco	1	3	0	10	8	2
Saint Mary's	1	5	1	8	9	2	San Diego	5	2	0	13	7	0	San Diego	0	4	0	5	10	0
San Francisco	0	7	0	5	13	2	#7 Santa Clara	4	3	0	16	7	1	@NCAA Semifinalist						
2007							Pepperdine	2	5	0	13	6	1	!WCC Champion						
2006							San Francisco	1	6	0	7	11	1	@NCAA Finalist						
2005							Gonzaga	0	7	0	3	15	0	* NCAA Champion						