



2015 Florida Alligator Hunting Survey Report

The [Alligator Management Program](#) of the Florida Fish and Wildlife Conservation Commission surveyed alligator hunters that were permitted in 2015 to gather information about this program and to help provide better service to our constituents. The survey was intended only for those persons who received an alligator harvest permit in 2015. The survey announcement (attached) was sent via e-mail to all 2015 permit holders for which we had an e-mail address. This included 5,155 addresses from a total of 5,719 permittees. Potential survey respondents were given 27 days to complete the survey. There were 1,791 responses.

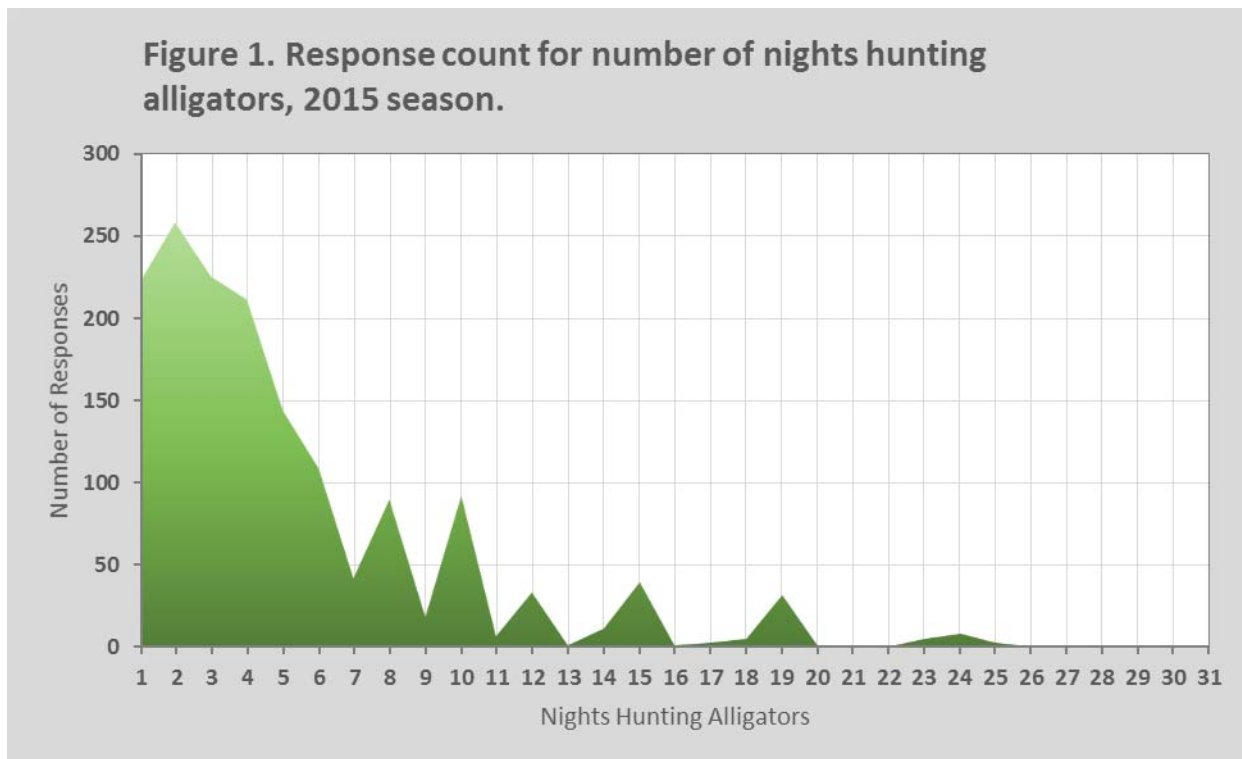
The following data represent relationships between responses that may provide useful information for the management of alligator hunts. A Survey Summary which includes the number of responses and the response rate for each question also follows. The survey instrument is also attached.

General Statistics:

The following are averages of responses from survey questions 8, 9, and 10, respectively.

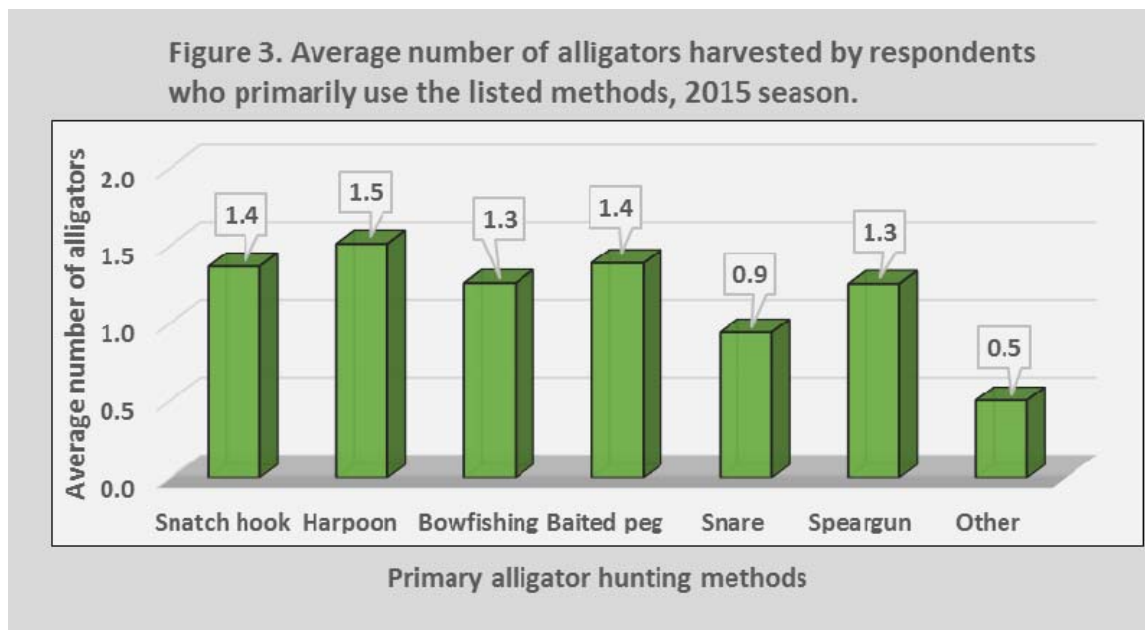
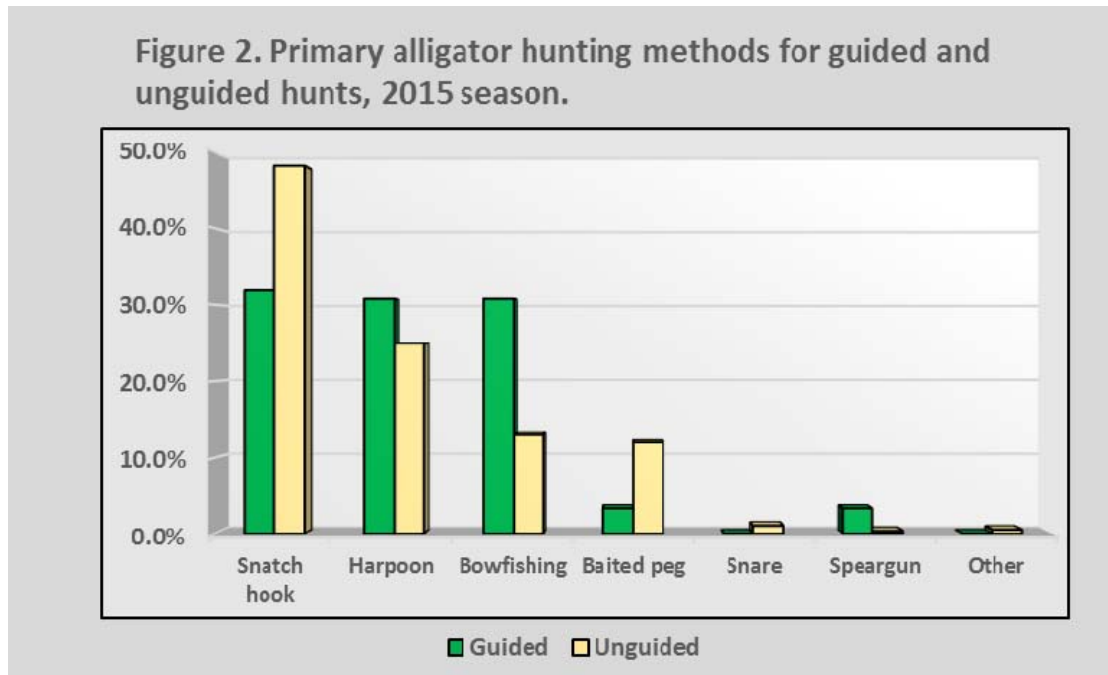
- Average number of nights spent hunting alligators: 5.3
- Average number of hours spent hunting alligators: 32
- Average number of alligators harvested per person: 1.2

Responses for these questions for each AMU is contained in Table 2.



Methods of alligator hunting:

This survey question was intended to determine the most popular methods of hunting. The overall percentages are contained in the Question 11 graph in the survey summary, attached. Responses for each AMU are contained in Table 2. Figure 2 shows the method responses, but separates guided and unguided data. Figure 3 gives the average number of alligators harvested by respondents who primarily use the listed methods. (The survey questions do not ask the exact method used to take each alligator).



Alligator Hunter Density:

Question 17 of the survey was used to gather information on the effect of perceived hunter density on the quality of the hunting experience. Total responses for this question are summarized on page 20 of the Survey Summary. Responses for each AMU are contained in Table 2.

Table 1. AMUs with a high number of respondents indicating that there were too many alligator hunters on their harvest unit. This table only includes areas above the statewide average (12.1%) with more than one response of too many hunters.

AMU	No. of responses of too many hunters	% responses that indicated too many hunters
835 LAKE COUNTY	14	16.7%
711 LAKE HANCOCK	10	27.0%
110 LAKE KISSIMMEE	10	23.8%
819 FRANKLIN COUNTY	9	32.1%
501 ST. JOHNS RIVER (LAKE HELL N' BLAZES)	9	29.0%
105 KISSIMMEE RIVER (POOL A)	7	24.1%
854 PUTNAM COUNTY	7	21.9%
413 STA - 3/4 EAST	6	35.3%
407 STA - 1W NORTH	6	28.6%
842 MARION COUNTY	5	20.0%
751 LAKE GEORGE	5	15.6%
408 STA - 1W SOUTH	4	22.2%
810 CLAY COUNTY	4	20.0%
855 SANTA ROSA COUNTY	4	20.0%
109 LAKE ISTOKPOGA	4	17.4%
103 KISSIMMEE RIVER (POOL E)	3	30.0%
801 ALACHUA COUNTY	3	23.1%
839 LIBERTY COUNTY	3	18.8%
866 WALTON COUNTY	3	15.0%
841 MANATEE COUNTY	3	13.0%
817 ESCAMBIA COUNTY	2	28.6%
864 VOLUSIA COUNTY	2	22.2%
837 LEON COUNTY	2	18.2%
860 SUMTER COUNTY	2	16.7%
303 LAKE MICCOSUKEE	2	15.4%
104 LAKE HATCHINEHA	2	14.3%
803 BAY COUNTY	2	14.3%
508 CRESCENT LAKE	2	12.5%
545 KENANSVILLE LAKE	2	12.5%

The final question in the survey, Question 27, was a text box in which respondents could comment on any topic. These comments, made by 556 respondents, were subjectively placed into three classes: positive, negative, and neutral. Positive comments included highly satisfactory hunts and compliments on the management of the program. Negative comments included dissatisfaction with the application process, complaints about under- and over- harvesting, and overcrowding issues. Neutral comments were primarily suggestions for program changes or remarks about the hunt that had neither positive nor negative connotations.

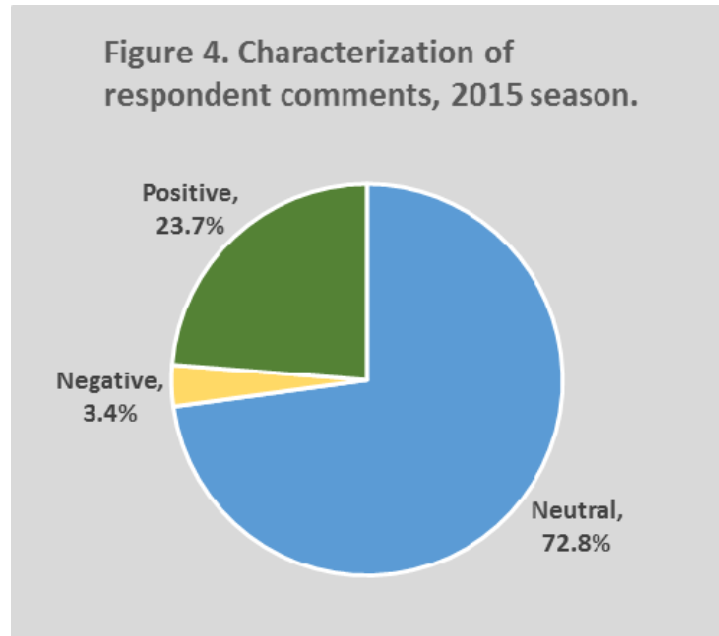


Table 2. 2015 Survey responses for specific Alligator Management Units. Percent values and averages are based on the number of respondents.

AMU	# of Permittees	# of Permitted Respondents	% Sampled	Question 8	Question 9		Question 10	Question 11, as Percent in each Unit							Question 17, as Percent in each Unit		
				Avg. Nights Hunted	Avg. Hours Each Night	Avg. Hours Hunted	Avg. Harvest	Snatch hook	Harpoon	Bowfishing	Baited peg	Snare	Speargun	Other	Saw Few Hunters	Others had No Effect	Too Many Hunters
101 LAKE PIERCE	19	6	31.6%	5.8	5.8	34	1.3	16.7%	50.0%	0.0%	33.3%	0.0%	0.0%	0.0%	50.0%	33.3%	16.7%
102 LAKE MARIAN	22	10	45.5%	6.2	5.0	31	1.7	70.0%	0.0%	0.0%	10.0%	10.0%	0.0%	10.0%	33.3%	55.6%	11.1%
103 KISSIMMEE RIVER (POOL E)	23	11	47.8%	4.0	5.4	22	1.2	45.5%	18.2%	9.1%	18.2%	0.0%	0.0%	9.1%	10.0%	60.0%	30.0%
104 LAKE HATCHINEHA	67	15	22.4%	4.9	7.5	37	1.3	46.7%	26.7%	0.0%	6.7%	6.7%	0.0%	13.3%	35.7%	50.0%	14.3%
105 KISSIMMEE RIVER (POOL A)	89	30	33.7%	6.6	7.4	49	0.8	36.7%	13.3%	23.3%	20.0%	0.0%	0.0%	6.7%	27.6%	48.3%	24.1%
106 KISSIMMEE RIVER	112	33	29.5%	3.4	7.3	25	1.4	33.3%	21.2%	24.2%	18.2%	0.0%	0.0%	3.0%	21.9%	68.8%	9.4%
108 LAKE ARBUCKLE	5	2	40.0%	4.0	6.0	24	2.0	0.0%	100.0%	0.0%	0.0%	0.0%	0.0%	0.0%	100.0%	0.0%	0.0%
109 LAKE ISTOKPOGA	83	26	31.3%	4.5	6.1	27	1.2	19.2%	38.5%	15.4%	11.5%	0.0%	0.0%	15.4%	34.8%	47.8%	17.4%
110 LAKE KISSIMMEE	142	42	29.6%	3.9	6.3	24	1.5	31.0%	47.6%	11.9%	4.8%	2.4%	0.0%	2.4%	26.2%	50.0%	23.8%
112 TENOROC FMA	2	1	50.0%	13.0	9.0	117	2.0	100.0%	0.0%	0.0%	0.0%	0.0%	0.0%	0.0%	100.0%	0.0%	0.0%
115 LAKE WEOHYAKAPKA	2	1	50.0%	0.0		0	0.0	0.0%	100.0%	0.0%	0.0%	0.0%	0.0%	0.0%	100.0%	0.0%	0.0%
116 CYPRESS LAKE	18	9	50.0%	4.0	5.6	22	1.7	22.2%	33.3%	0.0%	22.2%	0.0%	0.0%	22.2%	50.0%	50.0%	0.0%
117 LAKE PARKER	2	1	50.0%	2.0	4.0	8	1.0	100.0%	0.0%	0.0%	0.0%	0.0%	0.0%	0.0%	100.0%	0.0%	0.0%
118 LAKE MANATEE	3	1	33.3%	3.0	6.0	18	2.0	100.0%	0.0%	0.0%	0.0%	0.0%	0.0%	0.0%	100.0%	0.0%	0.0%
119 PEACE RIVER NORTH	4	2	50.0%	2.5	7.5	19	1.0	0.0%	0.0%	50.0%	50.0%	0.0%	0.0%	0.0%	50.0%	50.0%	0.0%
120 PEACE RIVER SOUTH	3	1	33.3%	7.0	7.0	49	2.0	100.0%	0.0%	0.0%	0.0%	0.0%	0.0%	0.0%	0.0%	100.0%	0.0%
121 CALOOSAHATCHEE RIVER	2	2	100.0%	6.5	4.0	26	1.0	50.0%	0.0%	0.0%	50.0%	0.0%	0.0%	0.0%	100.0%	0.0%	0.0%
303 LAKE MICCOSUKEE	27	13	48.1%	5.1	6.9	35	1.4	0.0%	53.8%	38.5%	7.7%	0.0%	0.0%	0.0%	23.1%	61.5%	15.4%
306 WACISSA RIVER	4	2	50.0%	11.5	6.0	69	2.0	50.0%	50.0%	0.0%	0.0%	0.0%	0.0%	0.0%	50.0%	50.0%	0.0%
401 LOXAHATCHEE NWR	11	6	54.5%	2.2	6.8	15	1.7	66.7%	16.7%	16.7%	0.0%	0.0%	0.0%	0.0%	100.0%	0.0%	0.0%
402 EVERGLADES WMA (WCA 2)	11	4	36.4%	4.3	5.3	23	2.0	25.0%	75.0%	0.0%	0.0%	0.0%	0.0%	0.0%	75.0%	25.0%	0.0%
404 EVERGLADES WMA (WCA 3)	52	13	25.0%	2.8	5.2	14	1.6	23.1%	38.5%	23.1%	0.0%	0.0%	0.0%	15.4%	84.6%	15.4%	0.0%
405 HOLEY LAND WMA	13	4	30.8%	1.7	7.7	13	2.0	50.0%	25.0%	0.0%	0.0%	0.0%	0.0%	25.0%	100.0%	0.0%	0.0%
406 STA - 5	60	22	36.7%	2.1	5.4	11	1.8	77.3%	4.5%	4.5%	0.0%	4.5%	0.0%	9.1%	20.0%	70.0%	10.0%
407 STA - 1W NORTH	100	21	21.0%	3.6	5.5	20	1.5	95.2%	0.0%	0.0%	4.8%	0.0%	0.0%	0.0%	0.0%	71.4%	28.6%
408 STA - 1W SOUTH	50	18	36.0%	6.5	6.9	45	1.5	72.2%	11.1%	0.0%	0.0%	5.6%	0.0%	11.1%	5.6%	72.2%	22.2%
409 LAKE HICPOCHEE	18	5	27.8%	4.4	6.6	29	1.2	60.0%	20.0%	20.0%	0.0%	0.0%	0.0%	0.0%	40.0%	40.0%	20.0%
413 STA - 3/4 EAST	60	17	28.3%	4.2	7.4	31	1.6	94.1%	0.0%	0.0%	0.0%	5.9%	0.0%	0.0%	0.0%	64.7%	35.3%
414 STA - 3/4 WEST	40	18	45.0%	2.9	7.1	21	1.7	83.3%	0.0%	0.0%	0.0%	5.6%	0.0%	11.1%	6.3%	87.5%	6.3%
415 STA - 2	35	13	37.1%	3.2	5.7	18	2.0	84.6%	15.4%	0.0%	0.0%	0.0%	0.0%	0.0%	7.7%	92.3%	0.0%

Table 2. 2015 Survey responses for specific Alligator Management Units. Percent values and averages are based on the number of respondents.

AMU	# of Permittees	# of Permitted Respondents	% Sampled	Question 8	Question 9		Question 10	Question 11, as Percent in each Unit							Question 17, as Percent in each Unit		
				Avg. Nights Hunted	Avg. Hours Each Night	Avg. Hours Hunted	Avg. Harvest	Snatch hook	Harpoon	Bowfishing	Baited peg	Snare	Speargun	Other	Saw Few Hunters	Others had No Effect	Too Many Hunters
500 BLUE CYPRESS LAKE	30	10	33.3%	3.8	7.6	29	0.9	40.0%	20.0%	10.0%	20.0%	0.0%	0.0%	10.0%	60.0%	30.0%	10.0%
501 ST. JOHNS RIVER (L. HELL N' BLAZES)	72	32	44.4%	5.7	6.2	35	1.4	43.8%	25.0%	9.4%	15.6%	0.0%	0.0%	6.3%	25.8%	45.2%	29.0%
502 ST. JOHNS RIVER (LAKE POINSETT)	179	56	31.3%	4.0	5.5	22	1.3	41.1%	19.6%	14.3%	17.9%	0.0%	0.0%	7.1%	20.8%	71.7%	7.5%
504 ST. JOHNS RIVER (PUZZLE LAKE)	68	24	35.3%	3.9	5.3	20	1.6	33.3%	25.0%	25.0%	0.0%	0.0%	4.2%	12.5%	59.1%	40.9%	0.0%
505 LAKE HARNEY	77	23	29.9%	5.3	5.2	28	1.2	30.4%	17.4%	17.4%	13.0%	0.0%	0.0%	21.7%	33.3%	61.9%	4.8%
506 ST. JOHNS RIVER (WELAKA)	40	13	32.5%	4.6	7.9	36	1.0	46.2%	7.7%	0.0%	30.8%	0.0%	0.0%	15.4%	33.3%	58.3%	8.3%
507 ST. JOHNS RIVER (PALATKA SOUTH)	24	7	29.2%	4.9	5.4	26	0.9	42.9%	28.6%	0.0%	28.6%	0.0%	0.0%	0.0%	71.4%	14.3%	14.3%
508 CRESCENT LAKE	74	17	23.0%	6.6	6.5	43	1.3	58.8%	5.9%	5.9%	23.5%	0.0%	0.0%	5.9%	0.0%	87.5%	12.5%
510 LAKE JESUP	53	20	37.7%	3.6	4.6	16	1.7	65.0%	5.0%	5.0%	15.0%	5.0%	0.0%	5.0%	31.6%	68.4%	0.0%
515 LAKE PANASOFFKEE	5	3	60.0%	4.3	6.3	27	1.3	33.3%	33.3%	0.0%	33.3%	0.0%	0.0%	0.0%	66.7%	33.3%	0.0%
516 WITHLACOOCHEE RIVER NORTH	2	2	100.0%	6.5	6.5	42	2.0	0.0%	100.0%	0.0%	0.0%	0.0%	0.0%	0.0%	100.0%	0.0%	0.0%
518 LAKE ROUSSEAU	27	15	55.6%	9.8	6.7	66	0.8	26.7%	26.7%	13.3%	20.0%	0.0%	0.0%	13.3%	38.5%	53.8%	7.7%
520 LAKE TOHOPEKALIGA	98	35	35.7%	4.8	6.0	29	1.3	17.1%	37.1%	14.3%	14.3%	0.0%	8.6%	8.6%	40.6%	53.1%	6.3%
527 LAKE MONROE	46	13	28.3%	3.6	7.0	25	0.8	46.2%	15.4%	7.7%	15.4%	0.0%	0.0%	15.4%	30.8%	61.5%	7.7%
528 LAKE DEXTER	19	1	5.3%	2.0	12.0	24	2.0	100.0%	0.0%	0.0%	0.0%	0.0%	0.0%	0.0%	0.0%	100.0%	0.0%
540 ST. JOHNS RIVER UPPER BASIN CANALS	128	42	32.8%	4.0	5.4	22	1.6	47.6%	28.6%	7.1%	14.3%	0.0%	0.0%	2.4%	35.7%	59.5%	4.8%
542 BLUE CYPRESS WATER MGT AREA	22	3	13.6%	3.3	9.0	30	0.7	0.0%	33.3%	0.0%	66.7%	0.0%	0.0%	0.0%	33.3%	66.7%	0.0%
543 T.M. GOODWIN WMA - BROADMOOR	43	15	34.9%	5.0	6.5	32	1.8	40.0%	33.3%	6.7%	13.3%	0.0%	0.0%	6.7%	14.3%	78.6%	7.1%
544 STICK MARSH	20	8	40.0%	3.8	5.5	21	1.6	37.5%	25.0%	0.0%	37.5%	0.0%	0.0%	0.0%	12.5%	87.5%	0.0%
545 KENANSVILLE LAKE	48	17	35.4%	2.4	6.1	15	1.9	29.4%	52.9%	11.8%	0.0%	0.0%	0.0%	5.9%	18.8%	68.8%	12.5%
546 T.M. GOODWIN WMA - GOODWIN	13	8	61.5%	4.1	6.0	25	1.7	12.5%	62.5%	25.0%	0.0%	0.0%	0.0%	0.0%	75.0%	25.0%	0.0%
547 GUANA RIVER WMA	10	7	70.0%	3.9	5.6	21	1.6	14.3%	42.9%	14.3%	28.6%	0.0%	0.0%	0.0%	57.1%	28.6%	14.3%
548 OCALA WMA	1	0	0.0%			0											
549 THREE LAKES WMA	26	7	26.9%	4.3	4.7	20	1.6	14.3%	42.9%	14.3%	14.3%	0.0%	0.0%	14.3%	50.0%	33.3%	16.7%
601 LAKE OKEECHOBEE (WEST)	145	41	28.3%	2.9	6.3	19	1.4	39.0%	29.3%	14.6%	12.2%	0.0%	0.0%	4.9%	41.0%	51.3%	7.7%
602 LAKE OKEECHOBEE (NORTH)	91	26	28.6%	2.7	5.0	13	1.6	53.8%	19.2%	11.5%	15.4%	0.0%	0.0%	0.0%	42.3%	50.0%	7.7%
603 LAKE OKEECHOBEE (EAST)	25	5	20.0%	4.0	5.8	23	1.4	80.0%	0.0%	0.0%	20.0%	0.0%	0.0%	0.0%	40.0%	60.0%	0.0%
604 LAKE OKEECHOBEE (SOUTH)	89	26	29.2%	5.0	6.1	30	1.6	42.3%	30.8%	3.8%	11.5%	0.0%	0.0%	11.5%	50.0%	41.7%	8.3%
711 LAKE HANCOCK	114	38	33.3%	5.0	7.0	35	1.2	81.6%	7.9%	0.0%	2.6%	0.0%	0.0%	7.9%	8.1%	64.9%	27.0%
721 RODMAN RESERVOIR	45	17	37.8%	4.6	5.9	27	1.3	17.6%	29.4%	17.6%	29.4%	0.0%	0.0%	5.9%	52.9%	47.1%	0.0%

Table 2. 2015 Survey responses for specific Alligator Management Units. Percent values and averages are based on the number of respondents.

AMU	# of Permittees	# of Permitted Respondents	% Sampled	Question 8	Question 9		Question 10	Question 11, as Percent in each Unit							Question 17, as Percent in each Unit		
				Avg. Nights Hunted	Avg. Hours Each Night	Avg. Hours Hunted	Avg. Harvest	Snatch hook	Harpoon	Bowfishing	Baited peg	Snare	Speargun	Other	Saw Few Hunters	Others had No Effect	Too Many Hunters
722 ORANGE LAKE	66	18	27.3%	7.4	5.3	39	1.4	16.7%	44.4%	16.7%	0.0%	0.0%	0.0%	22.2%	52.9%	41.2%	5.9%
723 LOCHLOOSA LAKE	48	8	16.7%	3.1	5.8	18	1.0	62.5%	0.0%	37.5%	0.0%	0.0%	0.0%	0.0%	12.5%	75.0%	12.5%
724 NEWNANS LAKE	61	19	31.1%	4.1	4.3	17	1.6	89.5%	0.0%	0.0%	0.0%	0.0%	0.0%	10.5%	29.4%	64.7%	5.9%
732 LAKE IAMONIA	21	11	52.4%	5.8	7.6	44	1.8	18.2%	27.3%	45.5%	0.0%	0.0%	0.0%	9.1%	30.0%	70.0%	0.0%
733 LAKE TALQUIN	6	4	66.7%	7.3	6.0	44	1.0	75.0%	0.0%	25.0%	0.0%	0.0%	0.0%	0.0%	50.0%	50.0%	0.0%
734 LAKE SEMINOLE	17	5	29.4%	3.6	5.6	20	0.8	60.0%	20.0%	0.0%	0.0%	20.0%	0.0%	0.0%	40.0%	60.0%	0.0%
741 LAKE TRAFFORD	23	11	47.8%	2.9	5.7	17	1.6	72.7%	9.1%	18.2%	0.0%	0.0%	0.0%	0.0%	45.5%	54.5%	0.0%
751 LAKE GEORGE	118	34	28.8%	3.9	6.0	24	1.0	58.8%	20.6%	2.9%	5.9%	2.9%	0.0%	8.8%	34.4%	50.0%	15.6%
801 ALACHUA COUNTY	45	14	31.1%	5.7	6.4	37	0.8	21.4%	42.9%	0.0%	21.4%	0.0%	0.0%	14.3%	46.2%	30.8%	23.1%
802 BAKER COUNTY	11	2	18.2%	1.5	6.0	9	0.5	100.0%	0.0%	0.0%	0.0%	0.0%	0.0%	0.0%	0.0%	50.0%	50.0%
803 BAY COUNTY	48	14	29.2%	10.1	6.0	60	1.5	14.3%	50.0%	28.6%	0.0%	0.0%	0.0%	7.1%	57.1%	28.6%	14.3%
804 BRADFORD COUNTY	28	11	39.3%	3.5	5.2	18	0.5	18.2%	18.2%	27.3%	9.1%	0.0%	0.0%	27.3%	63.6%	27.3%	9.1%
805 BREVARD COUNTY	11	8	72.7%	3.0	5.9	18	1.4	50.0%	25.0%	0.0%	12.5%	0.0%	0.0%	12.5%	42.9%	42.9%	14.3%
806 BROWARD COUNTY	1	1	100.0%	1.0	9.0	9	2.0	100.0%	0.0%	0.0%	0.0%	0.0%	0.0%	0.0%	100.0%	0.0%	0.0%
807 CALHOUN COUNTY	34	11	32.4%	7.4	6.2	46	0.3	18.2%	36.4%	45.5%	0.0%	0.0%	0.0%	0.0%	63.6%	27.3%	9.1%
808 CHARLOTTE COUNTY	31	12	38.7%	5.8	5.3	31	1.6	75.0%	8.3%	8.3%	0.0%	0.0%	0.0%	8.3%	63.6%	27.3%	9.1%
809 CITRUS COUNTY	45	12	26.7%	6.3	6.1	38	1.5	16.7%	50.0%	16.7%	8.3%	0.0%	0.0%	8.3%	36.4%	54.5%	9.1%
810 CLAY COUNTY	116	22	19.0%	7.4	6.9	51	0.4	40.9%	9.1%	22.7%	13.6%	0.0%	0.0%	13.6%	30.0%	50.0%	20.0%
811 COLLIER COUNTY	4	3	75.0%	3.0	4.0	12	2.0	100.0%	0.0%	0.0%	0.0%	0.0%	0.0%	0.0%	66.7%	33.3%	0.0%
812 COLUMBIA COUNTY	4	0	0.0%			0											
814 DESOTO COUNTY	4	2	50.0%	2.0	7.0	14	2.0	0.0%	0.0%	50.0%	50.0%	0.0%	0.0%	0.0%	50.0%	50.0%	0.0%
815 DIXIE COUNTY	28	5	17.9%	2.8	6.8	19	1.2	60.0%	0.0%	40.0%	0.0%	0.0%	0.0%	0.0%	40.0%	40.0%	20.0%
816 DUVAL COUNTY	37	10	27.0%	6.7	7.0	47	0.4	60.0%	20.0%	0.0%	0.0%	0.0%	10.0%	10.0%	66.7%	33.3%	0.0%
817 ESCAMBIA COUNTY	21	7	33.3%	10.4	8.0	83	0.7	71.4%	0.0%	14.3%	0.0%	0.0%	0.0%	14.3%	42.9%	28.6%	28.6%
818 FLAGLER COUNTY	14	3	21.4%	2.7	7.7	20	1.3	0.0%	66.7%	0.0%	33.3%	0.0%	0.0%	0.0%	66.7%	33.3%	0.0%
819 FRANKLIN COUNTY	99	31	31.3%	9.4	6.8	63	0.8	38.7%	16.1%	22.6%	6.5%	0.0%	0.0%	16.1%	32.1%	35.7%	32.1%
820 GADSDEN COUNTY	4	0	0.0%			0											
821 GILCHRIST COUNTY	7	3	42.9%	6.3	4.3	27	1.0	33.3%	0.0%	33.3%	0.0%	0.0%	0.0%	33.3%	100.0%	0.0%	0.0%
822 GLADES COUNTY	11	5	45.5%	2.4	6.2	15	1.8	100.0%	0.0%	0.0%	0.0%	0.0%	0.0%	0.0%	100.0%	0.0%	0.0%
823 GULF COUNTY	106	22	20.8%	10.1	7.1	71	1.1	59.1%	9.1%	18.2%	13.6%	0.0%	0.0%	0.0%	36.4%	54.5%	9.1%

Table 2. 2015 Survey responses for specific Alligator Management Units. Percent values and averages are based on the number of respondents.

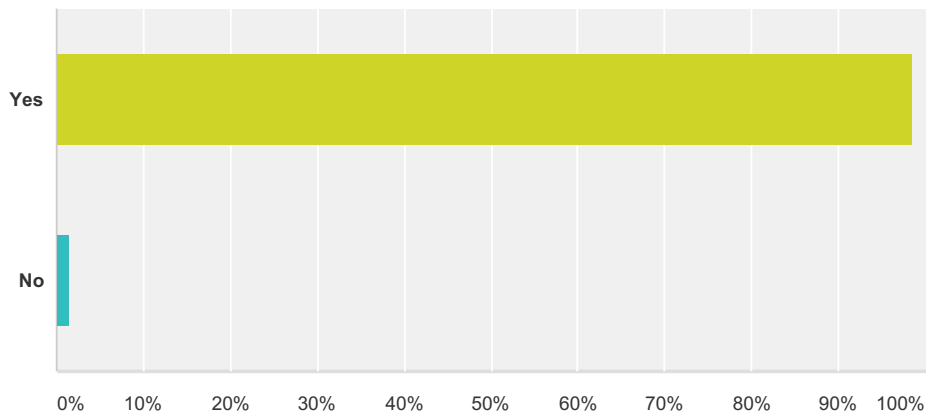
AMU	# of Permittees	# of Permitted Respondents	% Sampled	Question 8	Question 9		Question 10	Question 11, as Percent in each Unit							Question 17, as Percent in each Unit		
				Avg. Nights Hunted	Avg. Hours Each Night	Avg. Hours Hunted	Avg. Harvest	Snatch hook	Harpoon	Bowfishing	Baited peg	Snare	Speargun	Other	Saw Few Hunters	Others had No Effect	Too Many Hunters
824 HAMILTON COUNTY	4	2	50.0%	3.0	6.0	18	2.0	50.0%	0.0%	50.0%	0.0%	0.0%	0.0%	0.0%	50.0%	50.0%	0.0%
825 HARDEE COUNTY	4	1	25.0%	2.0	4.0	8	2.0	0.0%	100.0%	0.0%	0.0%	0.0%	0.0%	0.0%	100.0%	0.0%	0.0%
826 HENDRY COUNTY	7	1	14.3%			0	2.0	100.0%	0.0%	0.0%	0.0%	0.0%	0.0%	0.0%	100.0%	0.0%	0.0%
827 HERNANDO COUNTY	4	0	0.0%			0											
828 HIGHLANDS COUNTY	79	23	29.1%	5.3	5.4	29	1.8	30.4%	39.1%	17.4%	4.3%	0.0%	0.0%	8.7%	42.9%	52.4%	4.8%
829 HILLSBOROUGH COUNTY	10	8	80.0%	6.8	6.7	45	1.0	62.5%	12.5%	25.0%	0.0%	0.0%	0.0%	0.0%	62.5%	37.5%	0.0%
830 HOLMES COUNTY	11	5	45.5%	23.6	8.0	189	0.8	80.0%	0.0%	0.0%	0.0%	0.0%	0.0%	20.0%	60.0%	20.0%	20.0%
831 INDIAN RIVER COUNTY	4	1	25.0%	3.0	5.0	15	2.0	100.0%	0.0%	0.0%	0.0%	0.0%	0.0%	0.0%	0.0%	100.0%	0.0%
832 JACKSON COUNTY	28	3	10.7%	3.0	5.0	15	0.3	33.3%	0.0%	33.3%	0.0%	0.0%	0.0%	33.3%	100.0%	0.0%	0.0%
833 JEFFERSON COUNTY	24	9	37.5%	2.7	4.9	13	1.7	33.3%	33.3%	11.1%	22.2%	0.0%	0.0%	0.0%	88.9%	11.1%	0.0%
834 LAFAYETTE COUNTY	7	2	28.6%	4.0	5.5	22	2.0	100.0%	0.0%	0.0%	0.0%	0.0%	0.0%	0.0%	100.0%	0.0%	0.0%
835 LAKE COUNTY	273	92	33.7%	6.6	6.2	41	1.1	38.0%	23.9%	7.6%	13.0%	0.0%	0.0%	17.4%	38.1%	45.2%	16.7%
836 LEE COUNTY	45	14	31.1%	6.0	5.6	34	0.8	50.0%	14.3%	0.0%	14.3%	14.3%	0.0%	7.1%	69.2%	23.1%	7.7%
837 LEON COUNTY	34	12	35.3%	2.9	5.2	15	1.3	8.3%	50.0%	25.0%	8.3%	0.0%	0.0%	8.3%	72.7%	9.1%	18.2%
838 LEVY COUNTY	34	10	29.4%	7.0	6.1	43	1.3	50.0%	30.0%	0.0%	0.0%	0.0%	0.0%	20.0%	62.5%	25.0%	12.5%
839 LIBERTY COUNTY	62	16	25.8%	8.6	6.7	58	0.3	18.8%	37.5%	31.3%	6.3%	6.3%	0.0%	0.0%	43.8%	37.5%	18.8%
840 MADISON COUNTY	4	1	25.0%	2.0	2.0	4	2.0	0.0%	100.0%	0.0%	0.0%	0.0%	0.0%	0.0%	100.0%	0.0%	0.0%
841 MANATEE COUNTY	62	23	37.1%	5.1	5.7	29	0.8	60.9%	8.7%	13.0%	8.7%	4.3%	0.0%	4.3%	52.2%	34.8%	13.0%
842 MARION COUNTY	82	26	31.7%	6.3	6.0	38	0.7	23.1%	26.9%	26.9%	7.7%	7.7%	0.0%	7.7%	68.0%	12.0%	20.0%
843 MARTIN COUNTY	11	4	36.4%	2.5	3.3	8	1.5	50.0%	25.0%	0.0%	25.0%	0.0%	0.0%	0.0%	75.0%	25.0%	0.0%
845 NASSAU COUNTY	99	14	14.1%	5.1	8.3	42	0.6	28.6%	7.1%	50.0%	0.0%	0.0%	0.0%	14.3%	64.3%	35.7%	0.0%
846 OKALOOSA COUNTY	14	5	35.7%	7.0	5.8	41	0.4	40.0%	0.0%	20.0%	20.0%	0.0%	0.0%	20.0%	100.0%	0.0%	0.0%
847 OKEECHOBEE COUNTY	4	2	50.0%	3.5	10.0	35	2.0	100.0%	0.0%	0.0%	0.0%	0.0%	0.0%	0.0%	100.0%	0.0%	0.0%
848 ORANGE COUNTY	58	20	34.5%	6.8	6.1	42	0.9	35.0%	35.0%	10.0%	10.0%	0.0%	0.0%	10.0%	60.0%	35.0%	5.0%
849 OSCEOLA COUNTY	134	41	30.6%	5.5	5.0	27	1.1	26.8%	26.8%	2.4%	24.4%	0.0%	4.9%	14.6%	51.4%	40.5%	8.1%
850 PALM BEACH COUNTY	7	6	85.7%	4.8	6.5	31	1.2	83.3%	16.7%	0.0%	0.0%	0.0%	0.0%	0.0%	33.3%	50.0%	16.7%
851 PASCO COUNTY	4	2	50.0%	4.0	5.0	20	1.5	100.0%	0.0%	0.0%	0.0%	0.0%	0.0%	0.0%	100.0%	0.0%	0.0%
852 PINELLAS COUNTY	4	1	25.0%	5.0	6.0	30	2.0	100.0%	0.0%	0.0%	0.0%	0.0%	0.0%	0.0%	0.0%	100.0%	0.0%
853 POLK COUNTY	211	57	27.0%	5.3	5.5	29	1.4	43.9%	21.1%	10.5%	15.8%	0.0%	1.8%	7.0%	54.5%	41.8%	3.6%
854 PUTNAM COUNTY	120	34	28.3%	6.3	5.6	35	0.9	35.3%	41.2%	5.9%	8.8%	0.0%	0.0%	8.8%	25.0%	53.1%	21.9%

Table 2. 2015 Survey responses for specific Alligator Management Units. Percent values and averages are based on the number of respondents.

AMU	# of Permittees	# of Permitted Respondents	% Sampled	Question 8	Question 9		Question 10	Question 11, as Percent in each Unit							Question 17, as Percent in each Unit		
				Avg. Nights Hunted	Avg. Hours Each Night	Avg. Hours Hunted	Avg. Harvest	Snatch hook	Harpoon	Bowfishing	Baited peg	Snare	Speargun	Other	Saw Few Hunters	Others had No Effect	Too Many Hunters
855 SANTA ROSA COUNTY	58	21	36.2%	9.9	6.8	67	0.9	66.7%	9.5%	19.0%	0.0%	0.0%	0.0%	4.8%	35.0%	45.0%	20.0%
856 SARASOTA COUNTY	4	2	50.0%	3.5	5.0	18	2.0	100.0%	0.0%	0.0%	0.0%	0.0%	0.0%	0.0%	50.0%	50.0%	0.0%
857 SEMINOLE COUNTY	4	1	25.0%	15.0	3.0	45	1.0	100.0%	0.0%	0.0%	0.0%	0.0%	0.0%	0.0%	0.0%	100.0%	0.0%
858 ST. JOHNS COUNTY	195	36	18.5%	7.0	6.1	43	0.8	36.1%	13.9%	13.9%	27.8%	0.0%	0.0%	8.3%	42.9%	48.6%	8.6%
859 ST. LUCIE COUNTY	11	1	9.1%	0.0		0	0.0	100.0%	0.0%	0.0%	0.0%	0.0%	0.0%	0.0%	100.0%	0.0%	0.0%
860 SUMTER COUNTY	34	12	35.3%	8.8	6.2	55	1.2	8.3%	58.3%	25.0%	8.3%	0.0%	0.0%	0.0%	66.7%	16.7%	16.7%
861 SUWANNEE COUNTY	7	4	57.1%	9.0	6.0	54	1.3	25.0%	25.0%	25.0%	0.0%	0.0%	0.0%	25.0%	33.3%	33.3%	33.3%
862 TAYLOR COUNTY	4	4	100.0%	3.3	5.3	17	1.8	50.0%	25.0%	25.0%	0.0%	0.0%	0.0%	0.0%	100.0%	0.0%	0.0%
863 UNION COUNTY	14	4	28.6%	4.0	5.0	20	0.0	75.0%	25.0%	0.0%	0.0%	0.0%	0.0%	0.0%	100.0%	0.0%	0.0%
864 VOLUSIA COUNTY	34	9	26.5%	8.9	6.2	55	1.4	100.0%	0.0%	0.0%	0.0%	0.0%	0.0%	0.0%	44.4%	33.3%	22.2%
865 WAKULLA COUNTY	28	11	39.3%	4.1	5.3	22	1.6	9.1%	36.4%	36.4%	9.1%	0.0%	0.0%	9.1%	60.0%	40.0%	0.0%
866 WALTON COUNTY	62	21	33.9%	6.2	6.1	38	0.5	33.3%	28.6%	33.3%	0.0%	0.0%	0.0%	4.8%	35.0%	50.0%	15.0%
867 WASHINGTON COUNTY	45	13	28.9%	6.4	5.5	35	0.8	30.8%	7.7%	46.2%	0.0%	0.0%	0.0%	15.4%	63.6%	27.3%	9.1%
Statewide Totals/Averages:	5719	1762	30.8%	5.3	6.1	32	1.2	45.4%	24.4%	12.8%	11.3%	0.8%	0.5%	4.9%	40.3%	47.6%	12.1%

Q1 Did you have an alligator harvest permit in Florida in 2015?

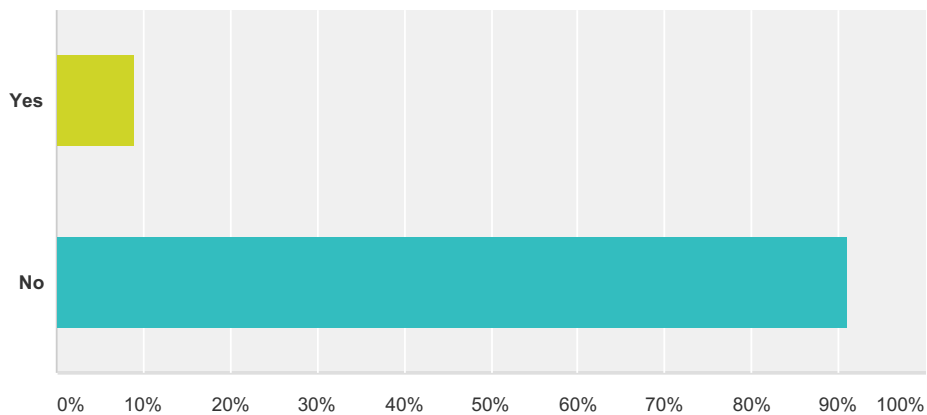
Answered: 1,791 Skipped: 0



Answer Choices	Responses
Yes	98.55% 1,765
No	1.45% 26
Total	1,791

Q2 Did you purchase more than one permit in your name?

Answered: 1,783 Skipped: 8



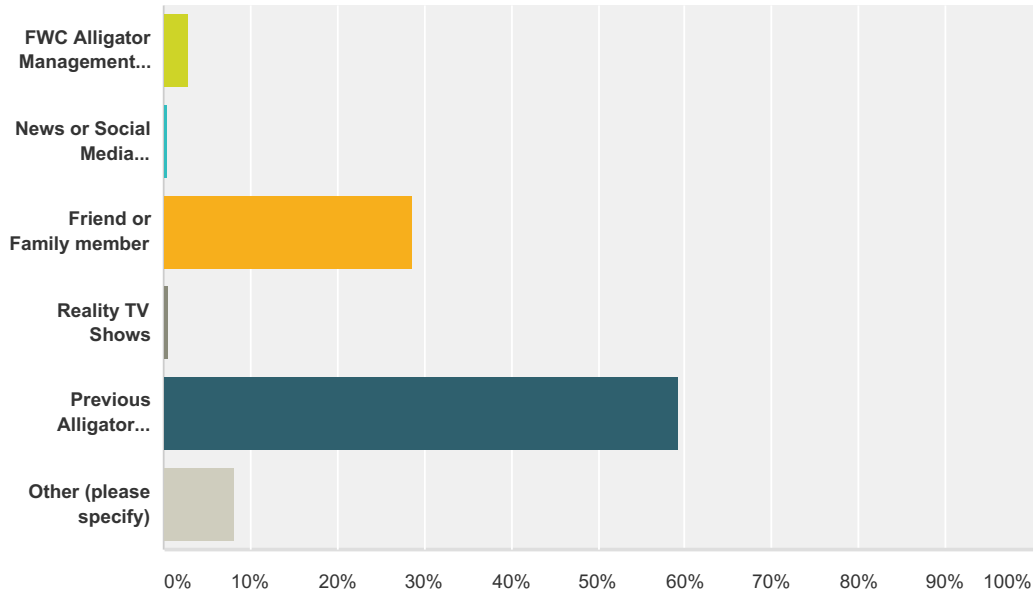
Answer Choices	Responses
Yes	8.97% 160
No	91.03% 1,623
Total	1,783

Q3 What most influenced your decision to

2015 Alligator Hunting Survey

apply for an alligator harvest permit?


Answered: 1,791 Skipped: 0



Answer Choices	Responses
FWC Alligator Management Program Website	2.96% 53
News or Social Media (Facebook; Twitter)	0.39% 7
Friend or Family member	28.53% 511
Reality TV Shows	0.61% 11
Previous Alligator Hunting experience	59.35% 1,063
Other (please specify)	8.15% 146
Total	1,791

Q4 What alligator management unit were you permitted to hunt? (If you had multiple permits, select the area for the first permit that you received.)(Select from drop-down menu)

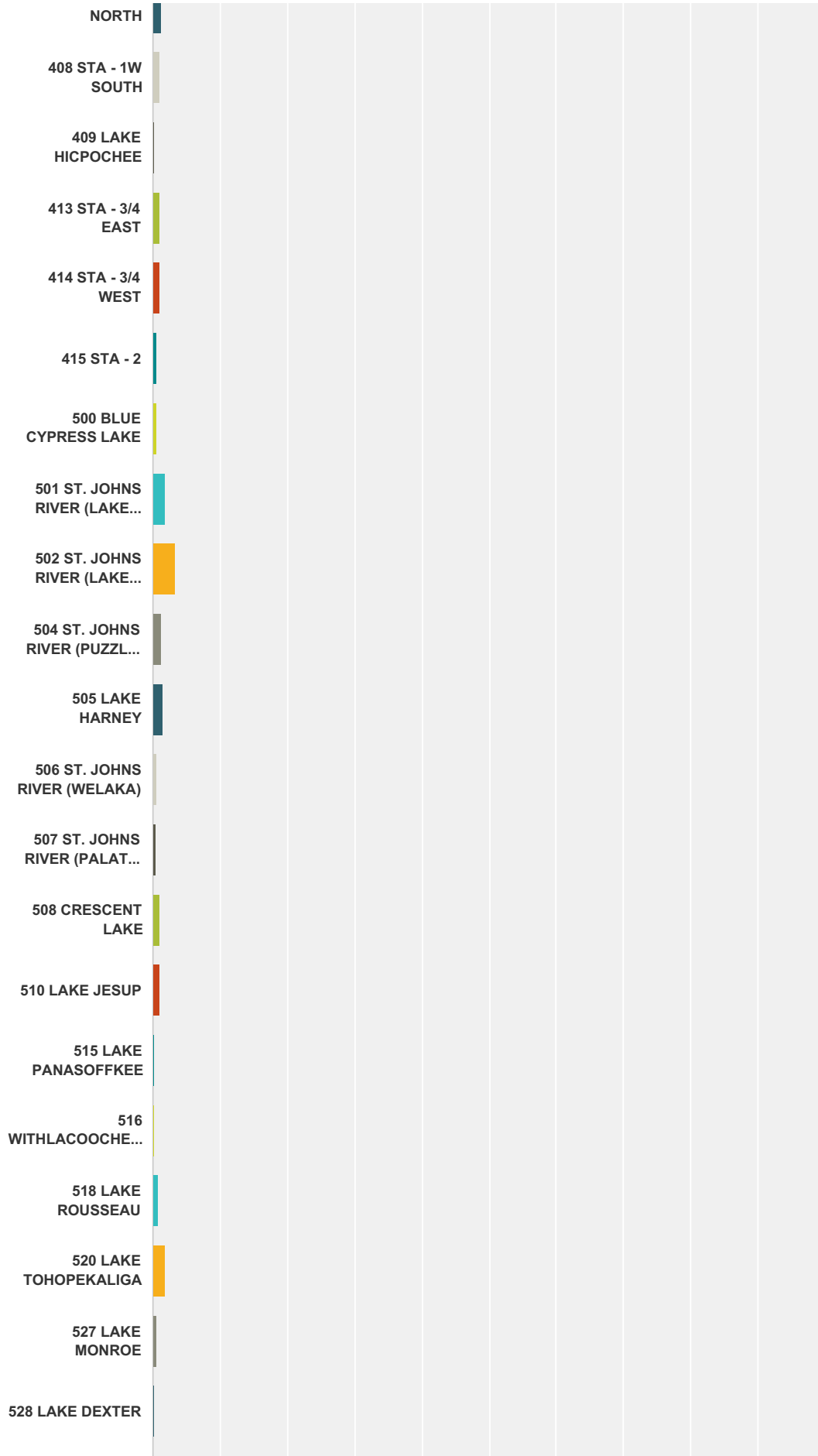
Answered: 1,791 Skipped: 0



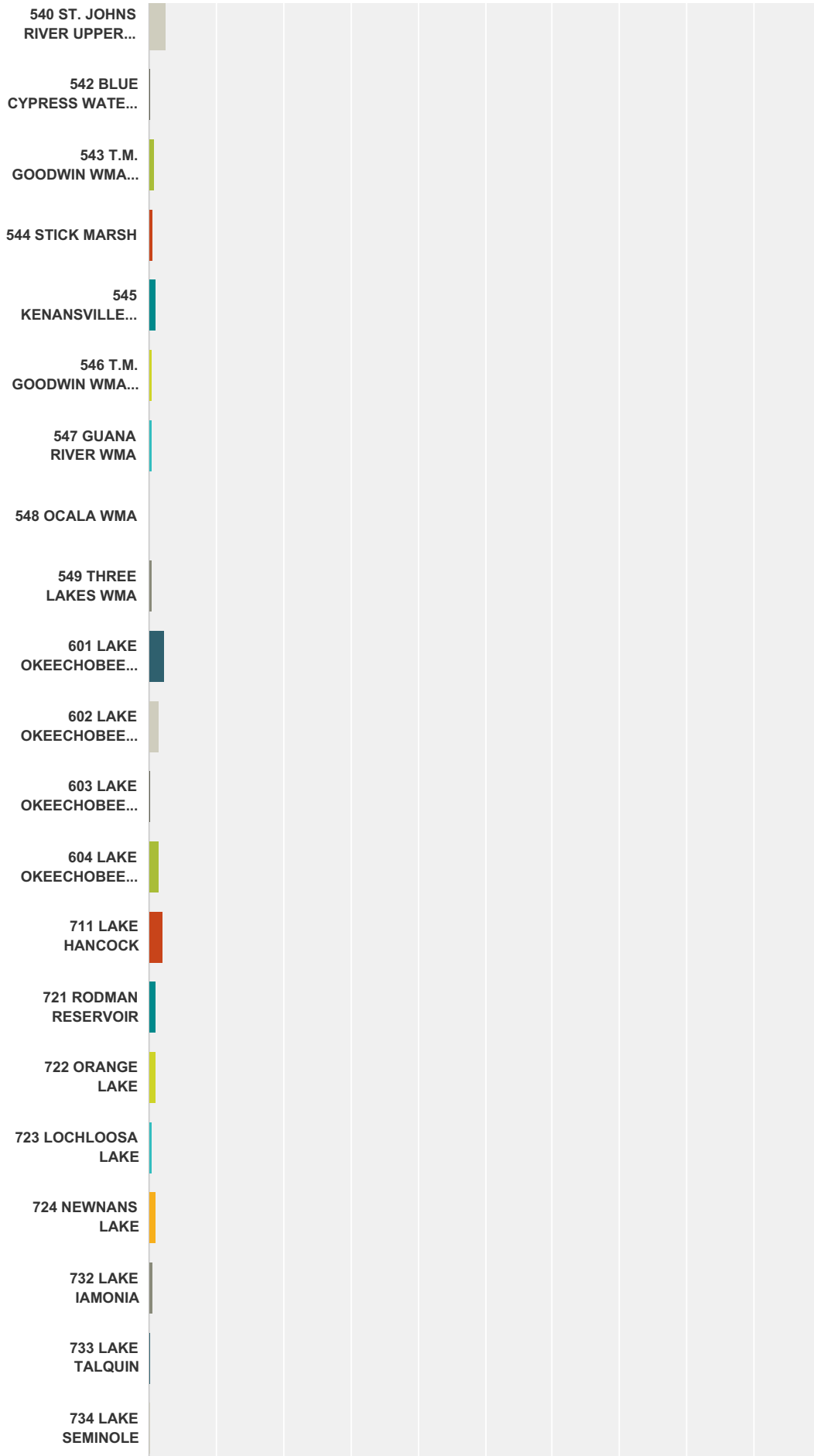
2015 Alligator Hunting Survey

105 KISSIMMEE RIVER (POOL A)	
106 KISSIMMEE RIVER	
108 LAKE ARBUCKLE	
109 LAKE ISTOKPOGA	
110 LAKE KISSIMMEE	
112 TENOROC FMA	
115 LAKE WEOHYAKAPKA	
116 CYPRESS LAKE	
117 LAKE PARKER	
118 LAKE MANATEE	
119 PEACE RIVER NORTH	
120 PEACE RIVER SOUTH	
121 CALOOSAHATCH...	
303 LAKE MICCOSUKEE	
306 WACISSA RIVER	
401 LOXAHATCHEE NWR	
402 EVERGLADES WMA (WCA 2)	
404 EVERGLADES WMA (WCA 3)	
405 HOLEY LAND WMA	
406 STA - 5	
407 STA - 1W	

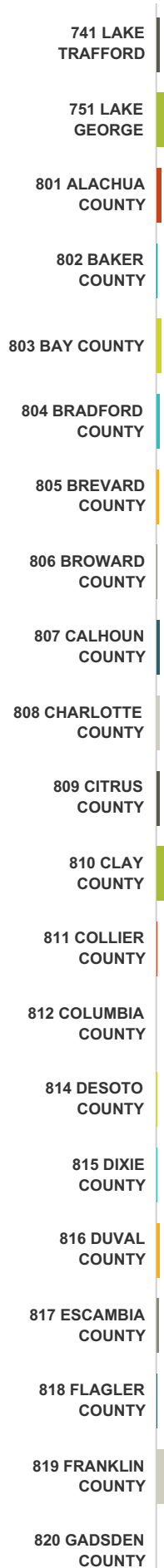
2015 Alligator Hunting Survey



2015 Alligator Hunting Survey



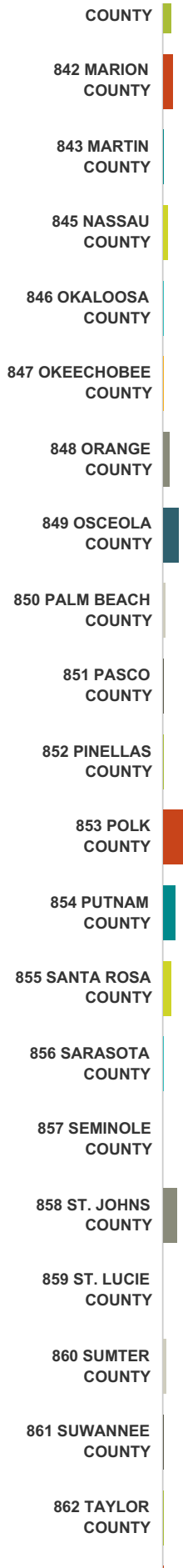
2015 Alligator Hunting Survey



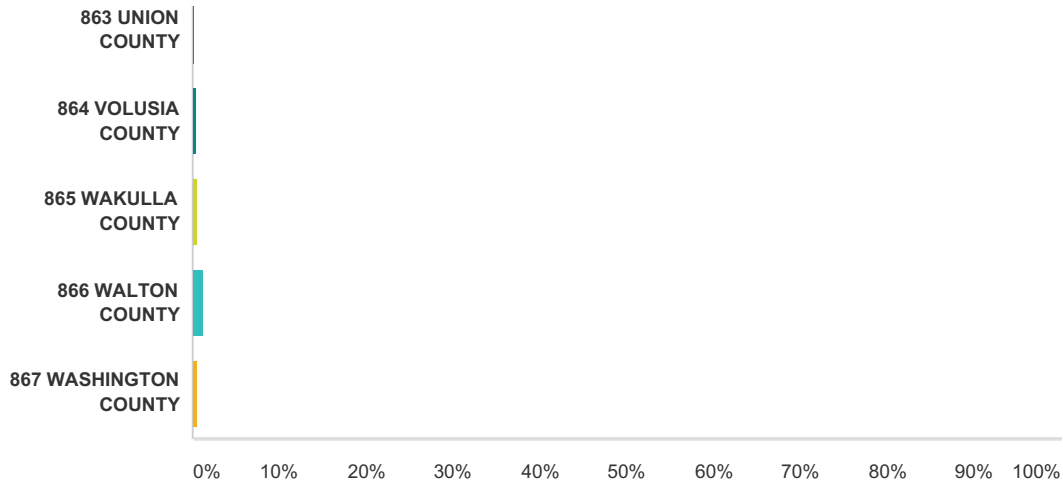
2015 Alligator Hunting Survey

821 GILCHRIST COUNTY	
822 GLADES COUNTY	
823 GULF COUNTY	Teal
824 HAMILTON COUNTY	
825 HARDEE COUNTY	
826 HENDRY COUNTY	
827 HERNANDO COUNTY	
828 HIGHLANDS COUNTY	Teal
829 HILLSBOROUGH COUNTY	
830 HOLMES COUNTY	
831 INDIAN RIVER COUNTY	
832 JACKSON COUNTY	
833 JEFFERSON COUNTY	Teal
834 LAFAYETTE COUNTY	
835 LAKE COUNTY	Teal
836 LEE COUNTY	Orange
837 LEON COUNTY	
838 LEVY COUNTY	Teal
839 LIBERTY COUNTY	
840 MADISON COUNTY	
841 MANATEE COUNTY	Light Green

2015 Alligator Hunting Survey



2015 Alligator Hunting Survey



Answer Choices	Responses
101 LAKE PIERCE	0.39% 7
102 LAKE MARIAN	0.56% 10
103 KISSIMMEE RIVER (POOL E)	0.61% 11
104 LAKE HATCHINEHA	0.84% 15
105 KISSIMMEE RIVER (POOL A)	1.73% 31
106 KISSIMMEE RIVER	1.84% 33
108 LAKE ARBUCKLE	0.11% 2
109 LAKE ISTOKPOGA	1.45% 26
110 LAKE KISSIMMEE	2.35% 42
112 TENOROC FMA	0.06% 1
115 LAKE WEOHYAKAPKA	0.06% 1
116 CYPRESS LAKE	0.50% 9
117 LAKE PARKER	0.06% 1
118 LAKE MANATEE	0.06% 1
119 PEACE RIVER NORTH	0.11% 2
120 PEACE RIVER SOUTH	0.06% 1
121 CALOOSAHATCHEE RIVER	0.17% 3
303 LAKE MICCOSUKEE	0.73% 13
306 WACISSA RIVER	0.11% 2
401 LOXAHATCHEE NWR	0.34% 6
402 EVERGLADES WMA (WCA 2)	0.22% 4
404 EVERGLADES WMA (WCA 3)	0.78% 14
405 HOLEY LAND WMA	0.22% 4

2015 Alligator Hunting Survey

406 STA - 5	1.23%	22
407 STA - 1W NORTH	1.23%	22
408 STA - 1W SOUTH	1.01%	18
409 LAKE HICPOCHEE	0.28%	5
413 STA - 3/4 EAST	0.95%	17
414 STA - 3/4 WEST	1.01%	18
415 STA - 2	0.73%	13
500 BLUE CYPRESS LAKE	0.56%	10
501 ST. JOHNS RIVER (LAKE HELL N' BLAZES)	1.79%	32
502 ST. JOHNS RIVER (LAKE POINSETT)	3.24%	58
504 ST. JOHNS RIVER (PUZZLE LAKE)	1.34%	24
505 LAKE HARNEY	1.40%	25
506 ST. JOHNS RIVER (WELAKA)	0.73%	13
507 ST. JOHNS RIVER (PALATKA SOUTH)	0.39%	7
508 CRESCENT LAKE	1.01%	18
510 LAKE JESUP	1.12%	20
515 LAKE PANASOFFKEE	0.17%	3
516 WITHLACOOCHEE RIVER NORTH	0.11%	2
518 LAKE ROUSSEAU	0.84%	15
520 LAKE TOHOPEKALIGA	1.95%	35
527 LAKE MONROE	0.73%	13
528 LAKE DEXTER	0.11%	2
540 ST. JOHNS RIVER UPPER BASIN CANALS	2.40%	43
542 BLUE CYPRESS WATER MANAGEMENT AREA	0.22%	4
543 T.M. GOODWIN WMA (BROADMOOR UNIT)	0.84%	15
544 STICK MARSH	0.56%	10
545 KENANSVILLE LAKE	1.01%	18
546 T.M. GOODWIN WMA (GOODWIN UNIT)	0.45%	8
547 GUANA RIVER WMA	0.39%	7
548 OCALA WMA	0.00%	0
549 THREE LAKES WMA	0.39%	7
601 LAKE OKEECHOBEE (WEST)	2.29%	41
602 LAKE OKEECHOBEE (NORTH)	1.51%	27
603 LAKE OKEECHOBEE (EAST)	0.28%	5

2015 Alligator Hunting Survey

604 LAKE OKEECHOBEE (SOUTH)	1.51%	27
711 LAKE HANCOCK	2.12%	38
721 RODMAN RESERVOIR	0.95%	17
722 ORANGE LAKE	1.01%	18
723 LOCHLOOSA LAKE	0.45%	8
724 NEWNANS LAKE	1.06%	19
732 LAKE IAMONIA	0.61%	11
733 LAKE TALQUIN	0.22%	4
734 LAKE SEMINOLE	0.28%	5
741 LAKE TRAFFORD	0.61%	11
751 LAKE GEORGE	1.90%	34
801 ALACHUA COUNTY	0.78%	14
802 BAKER COUNTY	0.11%	2
803 BAY COUNTY	0.84%	15
804 BRADFORD COUNTY	0.61%	11
805 BREVARD COUNTY	0.45%	8
806 BROWARD COUNTY	0.17%	3
807 CALHOUN COUNTY	0.61%	11
808 CHARLOTTE COUNTY	0.67%	12
809 CITRUS COUNTY	0.67%	12
810 CLAY COUNTY	1.23%	22
811 COLLIER COUNTY	0.17%	3
812 COLUMBIA COUNTY	0.00%	0
814 DESOTO COUNTY	0.11%	2
815 DIXIE COUNTY	0.28%	5
816 DUVAL COUNTY	0.56%	10
817 ESCAMBIA COUNTY	0.39%	7
818 FLAGLER COUNTY	0.17%	3
819 FRANKLIN COUNTY	1.73%	31
820 GADSDEN COUNTY	0.00%	0
821 GILCHRIST COUNTY	0.17%	3
822 GLADES COUNTY	0.28%	5
823 GULF COUNTY	1.28%	23
824 HAMILTON COUNTY	0.11%	2
825 HARDEE COUNTY	0.06%	1

2015 Alligator Hunting Survey

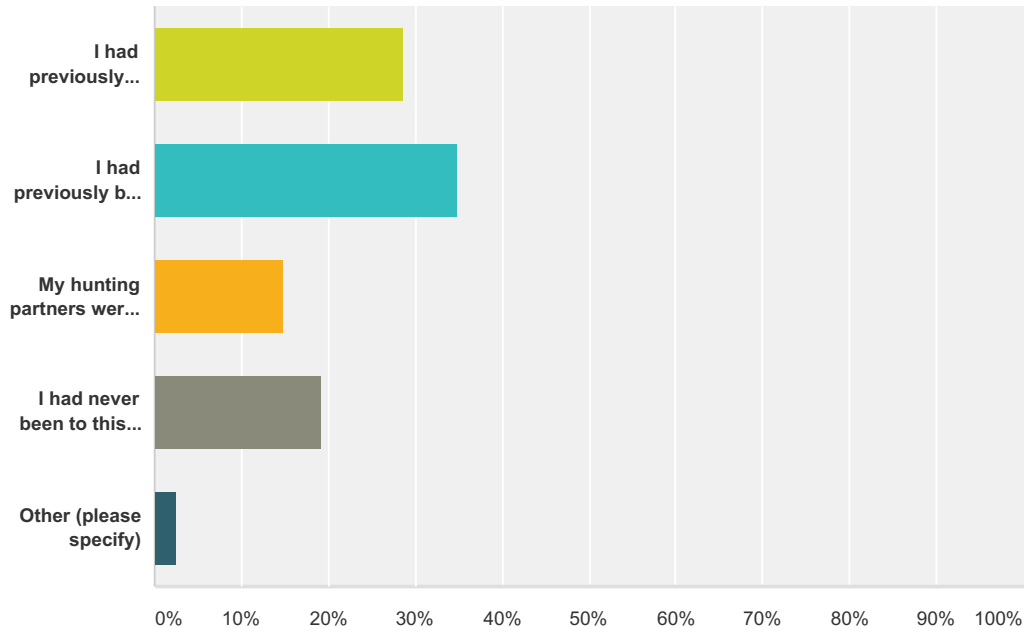
826 HENDRY COUNTY	0.06%	1
827 HERNANDO COUNTY	0.00%	0
828 HIGHLANDS COUNTY	1.28%	23
829 HILLSBOROUGH COUNTY	0.45%	8
830 HOLMES COUNTY	0.28%	5
831 INDIAN RIVER COUNTY	0.06%	1
832 JACKSON COUNTY	0.17%	3
833 JEFFERSON COUNTY	0.50%	9
834 LAFAYETTE COUNTY	0.11%	2
835 LAKE COUNTY	5.19%	93
836 LEE COUNTY	0.78%	14
837 LEON COUNTY	0.67%	12
838 LEVY COUNTY	0.56%	10
839 LIBERTY COUNTY	0.89%	16
840 MADISON COUNTY	0.06%	1
841 MANATEE COUNTY	1.34%	24
842 MARION COUNTY	1.45%	26
843 MARTIN COUNTY	0.22%	4
845 NASSAU COUNTY	0.84%	15
846 OKALOOSA COUNTY	0.28%	5
847 OKEECHOBEE COUNTY	0.11%	2
848 ORANGE COUNTY	1.12%	20
849 OSCEOLA COUNTY	2.29%	41
850 PALM BEACH COUNTY	0.34%	6
851 PASCO COUNTY	0.11%	2
852 PINELLAS COUNTY	0.11%	2
853 POLK COUNTY	3.24%	58
854 PUTNAM COUNTY	1.90%	34
855 SANTA ROSA COUNTY	1.23%	22
856 SARASOTA COUNTY	0.11%	2
857 SEMINOLE COUNTY	0.06%	1
858 ST. JOHNS COUNTY	2.07%	37
859 ST. LUCIE COUNTY	0.06%	1
860 SUMTER COUNTY	0.67%	12
861 SUWANNEE COUNTY	0.22%	4

2015 Alligator Hunting Survey

862 TAYLOR COUNTY	0.22%	4
863 UNION COUNTY	0.22%	4
864 VOLUSIA COUNTY	0.50%	9
865 WAKULLA COUNTY	0.61%	11
866 WALTON COUNTY	1.17%	21
867 WASHINGTON COUNTY	0.73%	13
Total		1,791

Q5 Prior to applying for this permit, what best describes your familiarity with the harvest unit that you listed above.

Answered: 1,791 Skipped: 0



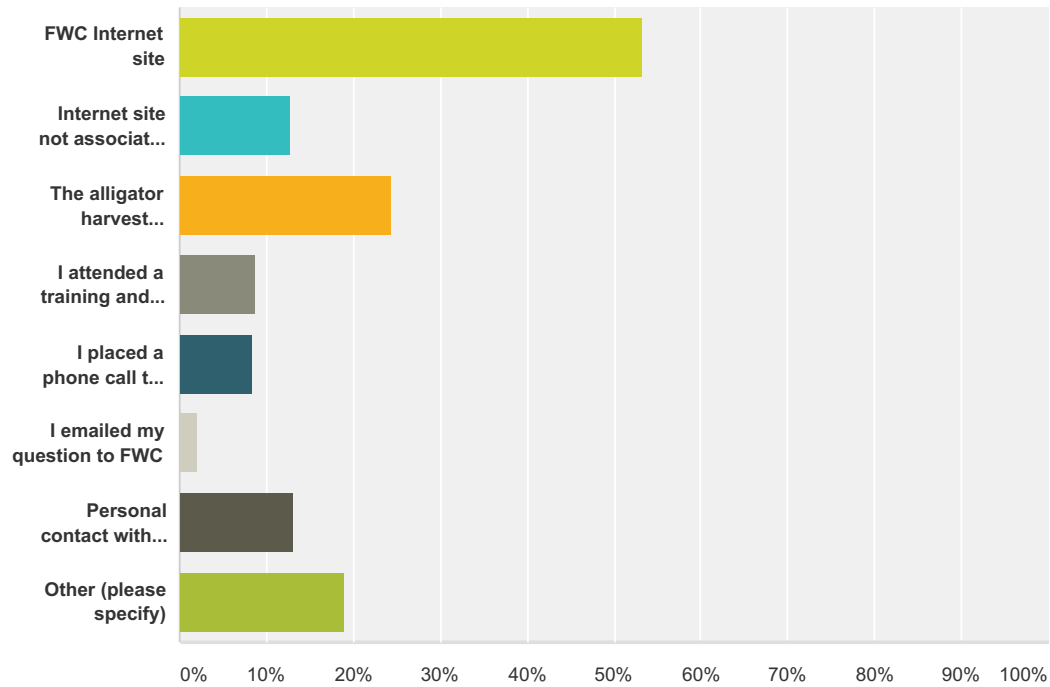
Answer Choices	Responses	Count
I had previously hunted alligators on this harvest unit.	28.64%	513
I had previously been hunting, fishing, and/or boating on this harvest unit.	34.90%	625
My hunting partners were familiar with this harvest unit.	14.80%	265
I had never been to this harvest unit prior to my alligator hunt.	19.21%	344
Other (please specify)	2.46%	44
Total		1,791

Q6 Where did you find answers to questions that you had about hunting alligators or about your harvest unit?

2015 Alligator Hunting Survey

(Check all that apply.)

Answered: 1,791 Skipped: 0

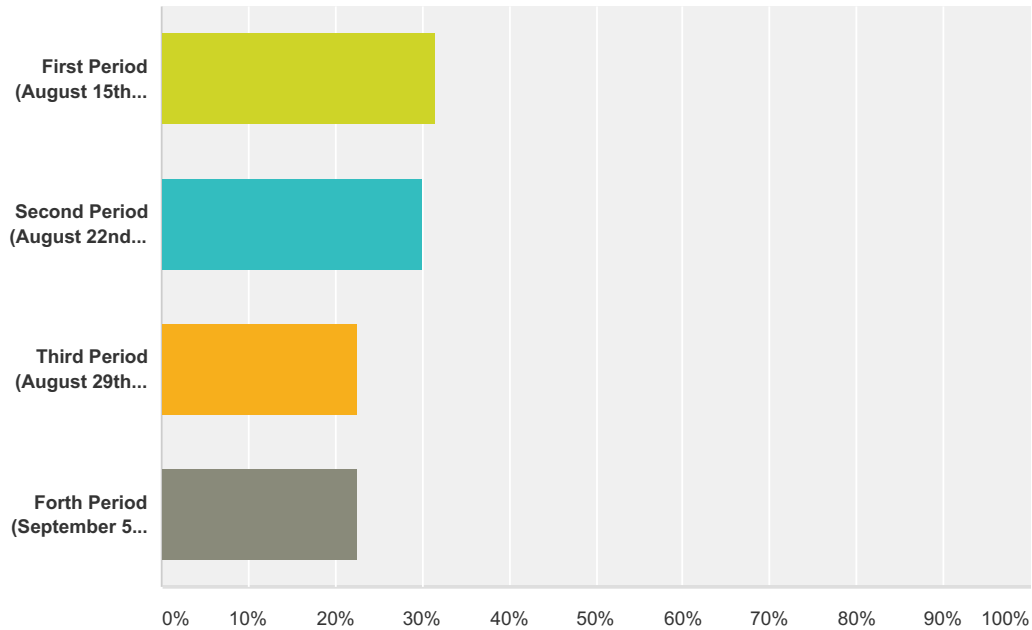


Answer Choices	Responses	Count
FWC Internet site	53.27%	954
Internet site not associated with FWC	12.73%	228
The alligator harvest training and orientation manual	24.46%	438
I attended a training and orientation class	8.82%	158
I placed a phone call to FWC	8.26%	148
I emailed my question to FWC	2.12%	38
Personal contact with an FWC Officer or biologist	13.07%	234
Other (please specify)	18.98%	340
Total Respondents: 1,791		

Q7 What harvest period were you permitted for? (Check more than one if you received multiple permits.)

Answered: 1,791 Skipped: 0

2015 Alligator Hunting Survey



Answer Choices	Responses
First Period (August 15th through August 22nd)	31.60% 566
Second Period (August 22nd through August 29th)	29.98% 537
Third Period (August 29th through September 5th)	22.61% 405
Forth Period (September 5th through September 12th)	22.61% 405
Total Respondents: 1,791	

Q8 How many nights did you hunt for alligators on your permit? Do not include nights when you helped other alligator hunters. (Please enter a whole number only.)

Answered: 1,691 Skipped: 100

Q9 Please estimate the average number of hours that you hunted alligators each night. Do not include time spent assisting other alligator hunters. (Please enter a whole number only.)

Answered: 1,688 Skipped: 103

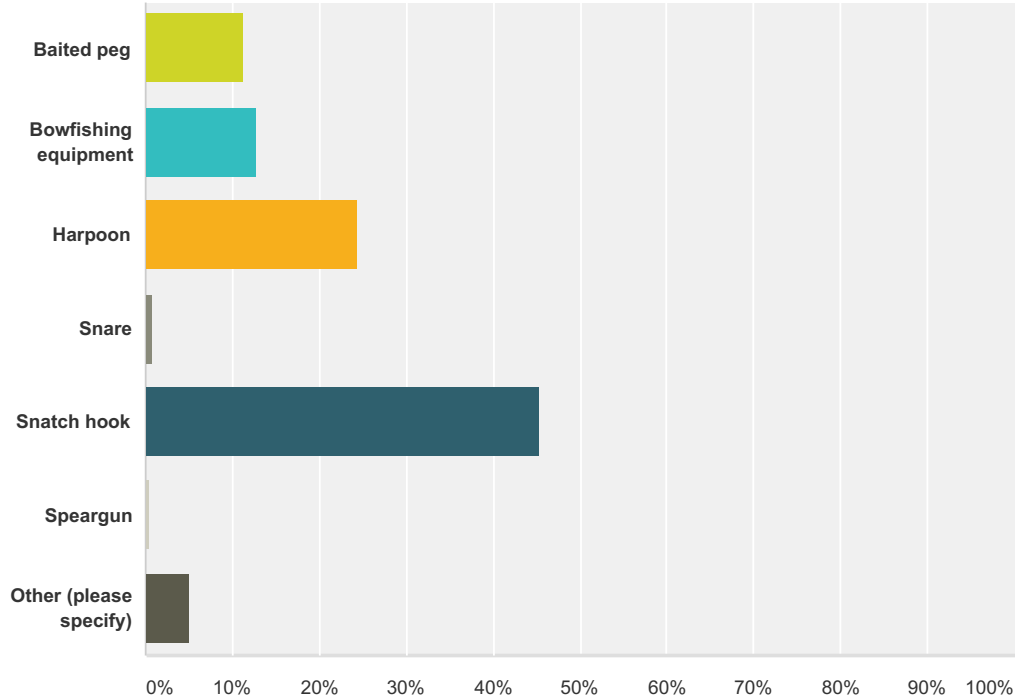
Q10 How many alligators did you harvest on your permit(s)? (Only count alligators harvested on permits in your name.)

2015 Alligator Hunting Survey

Answered: 1,701 Skipped: 90

Q11 What was the primary method that you used to hunt alligators?

Answered: 1,679 Skipped: 112

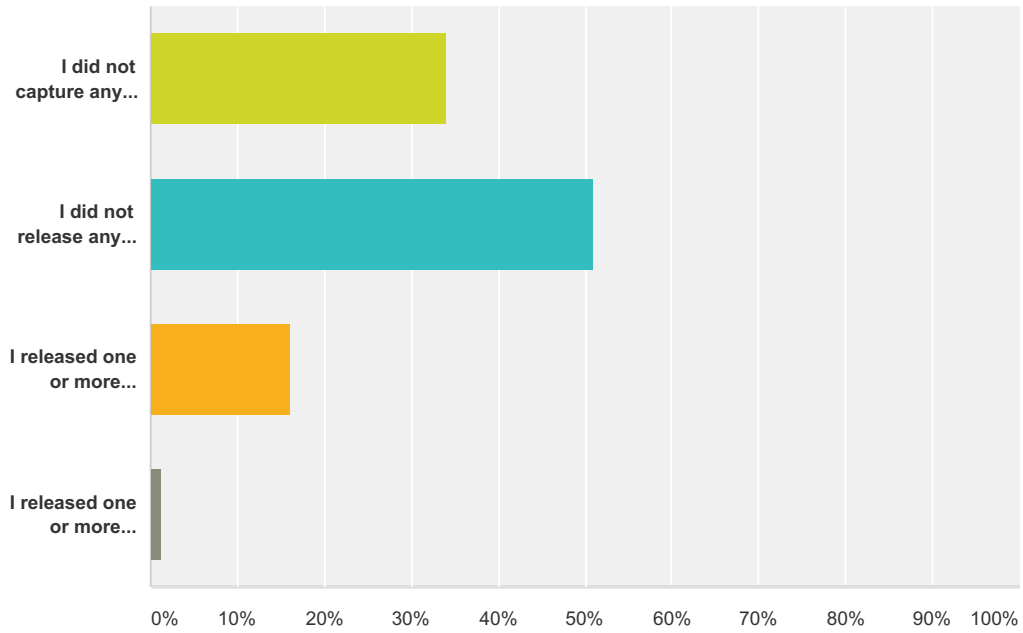


Answer Choices	Responses	Count
Baited peg	11.26%	189
Bowfishing equipment	12.75%	214
Harpoon	24.36%	409
Snare	0.83%	14
Snatch hook	45.38%	762
Speargun	0.48%	8
Other (please specify)	4.94%	83
Total		1,679

Q12 The capture and release of alligators was allowed beginning in 2014. Did you release any alligators captured on your permit in 2015?

Answered: 1,701 Skipped: 90

2015 Alligator Hunting Survey

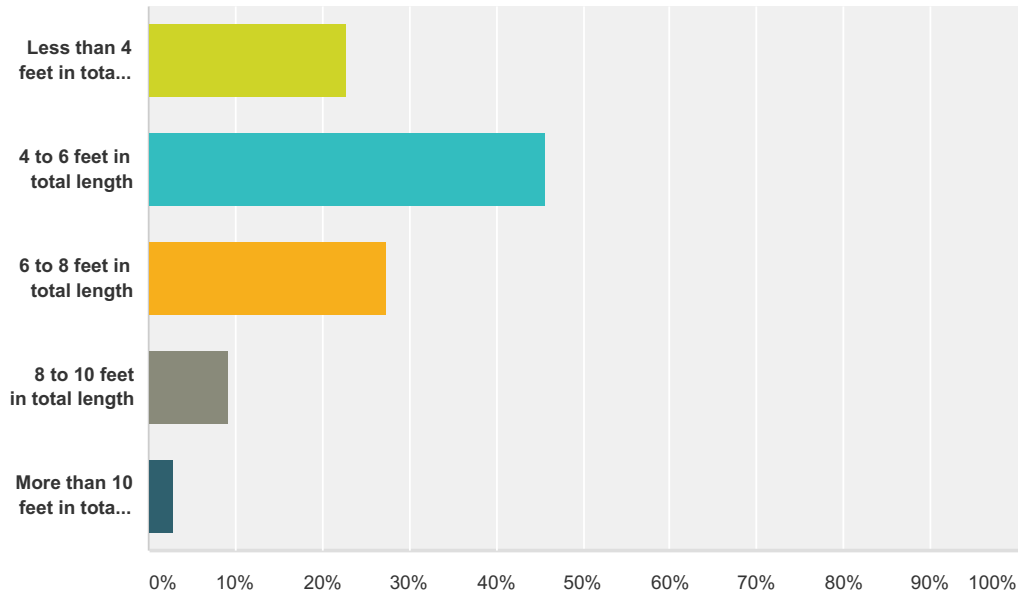


Answer Choices	Responses
I did not capture any alligators.	33.98% 578
I did not release any captured alligators.	50.85% 865
I released one or more alligators captured with a snatch hook.	16.11% 274
I released one or more alligators captured with a snare.	1.18% 20
Total Respondents: 1,701	

Q13 If you released any alligators that were captured on your permit in 2015, what was the size of the alligator(s)?

Answered: 337 Skipped: 1,454

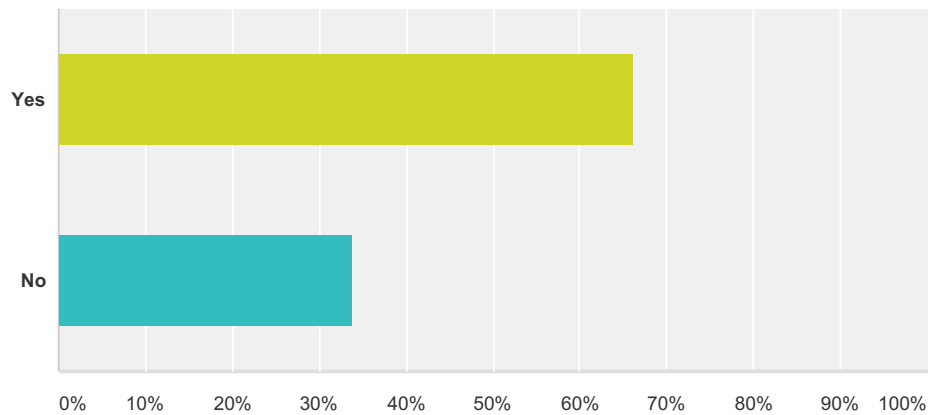
2015 Alligator Hunting Survey



Answer Choices	Responses
Less than 4 feet in total length	22.85% 77
4 to 6 feet in total length	45.70% 154
6 to 8 feet in total length	27.30% 92
8 to 10 feet in total length	9.20% 31
More than 10 feet in total length	2.97% 10
Total Respondents: 337	

Q14 Is it important for you to be able to capture and release alligators?

Answered: 1,632 Skipped: 159



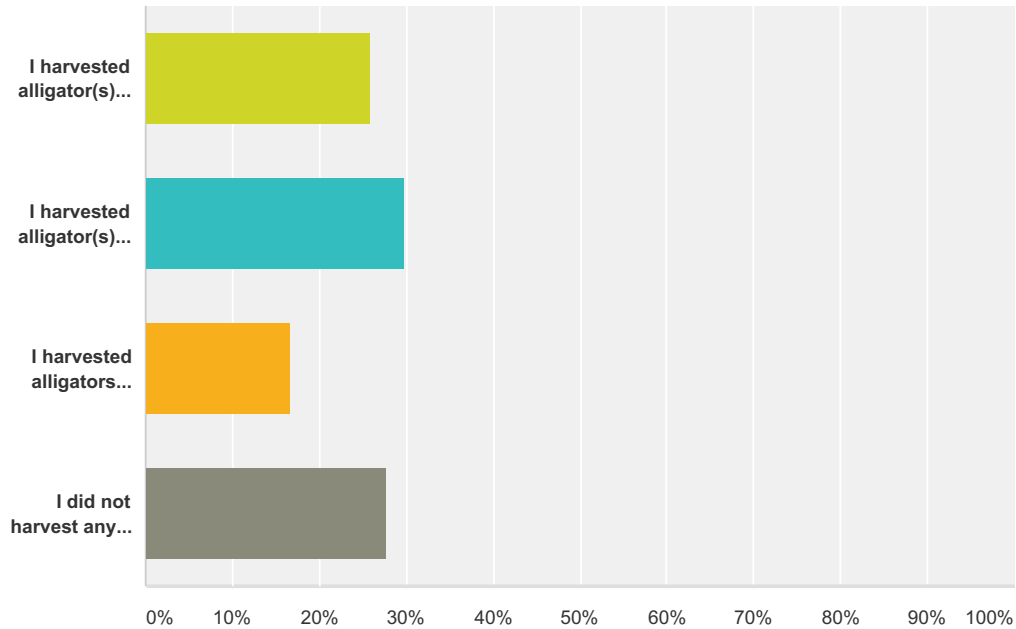
Answer Choices	Responses
Yes	66.24% 1,081

2015 Alligator Hunting Survey

No	33.76%	551
Total		1,632

Q15 During which harvest periods did you take alligators using your permit (not as an agent)?

Answered: 1,661 Skipped: 130

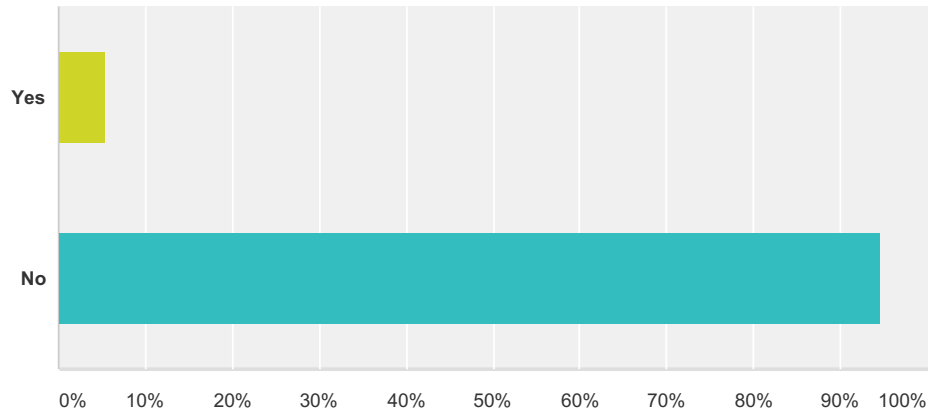


Answer Choices	Responses	
I harvested alligator(s) during my quota period (periods 1 - 4, August 15 - September 12).	25.83%	429
I harvested alligator(s) during the open period (September 12 - November 1).	29.80%	495
I harvested alligators during both the quota period and the open period.	16.62%	276
I did not harvest any alligators.	27.75%	461
Total		1,661

Q16 Did you pay a guide to take you on your hunt?

Answered: 1,701 Skipped: 90

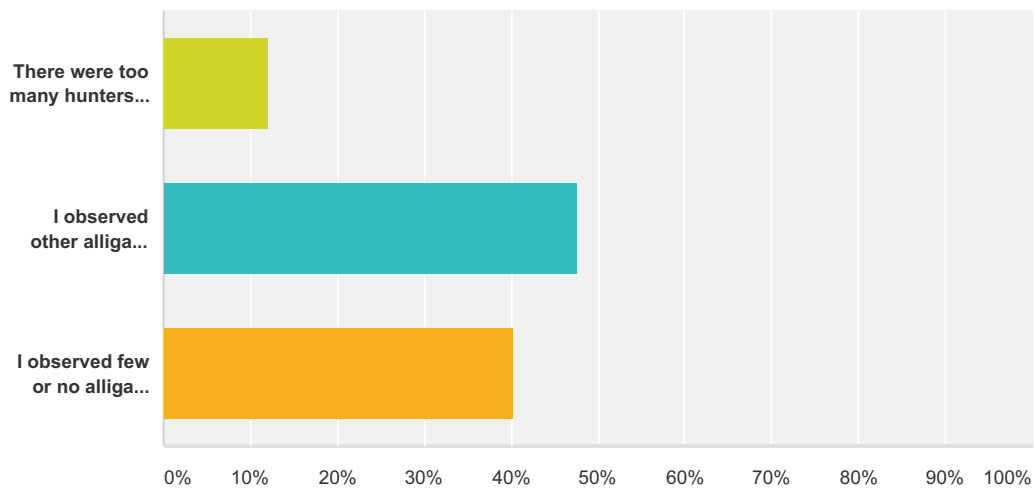
2015 Alligator Hunting Survey



Answer Choices	Responses
Yes	5.41% 92
No	94.59% 1,609
Total	1,701

Q17 How did the number of alligator hunters that you observed affect your alligator hunting experience?

Answered: 1,701 Skipped: 90



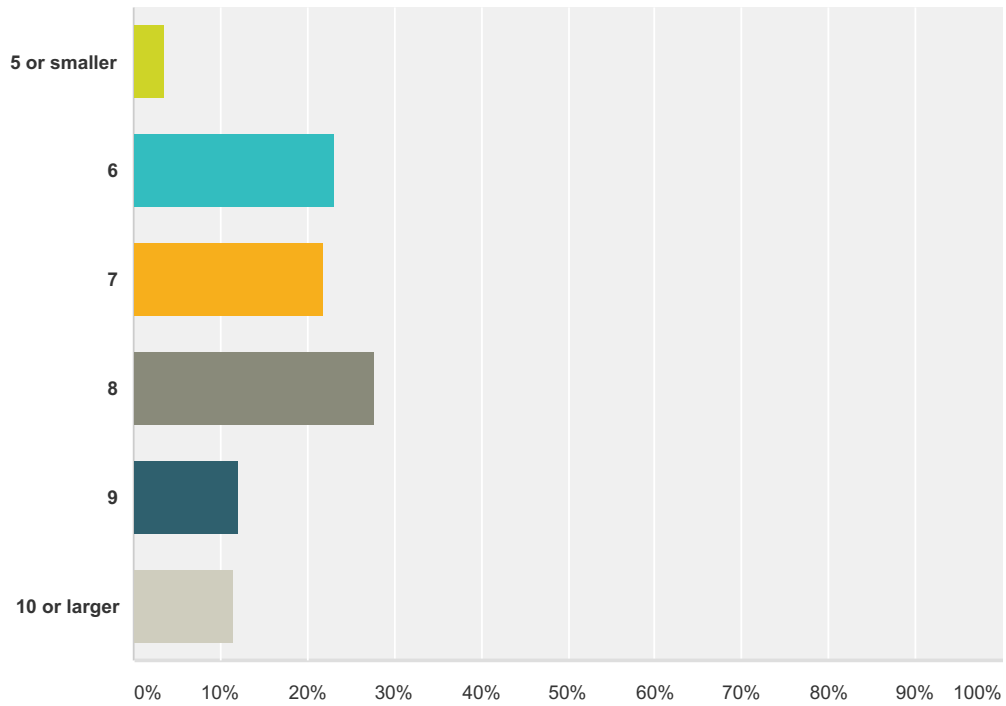
Answer Choices	Responses
There were too many hunters on my unit, which greatly reduced the quality of the experience.	12.11% 206
I observed other alligator hunters, but it did not affect the quality of the experience.	47.62% 810
I observed few or no alligator hunters.	40.27% 685
Total	1,701

Q18 What is the smallest size alligator that you would want to harvest on your hunt?

2015 Alligator Hunting Survey

(The choices are total length in feet.)

Answered: 1,701 Skipped: 90

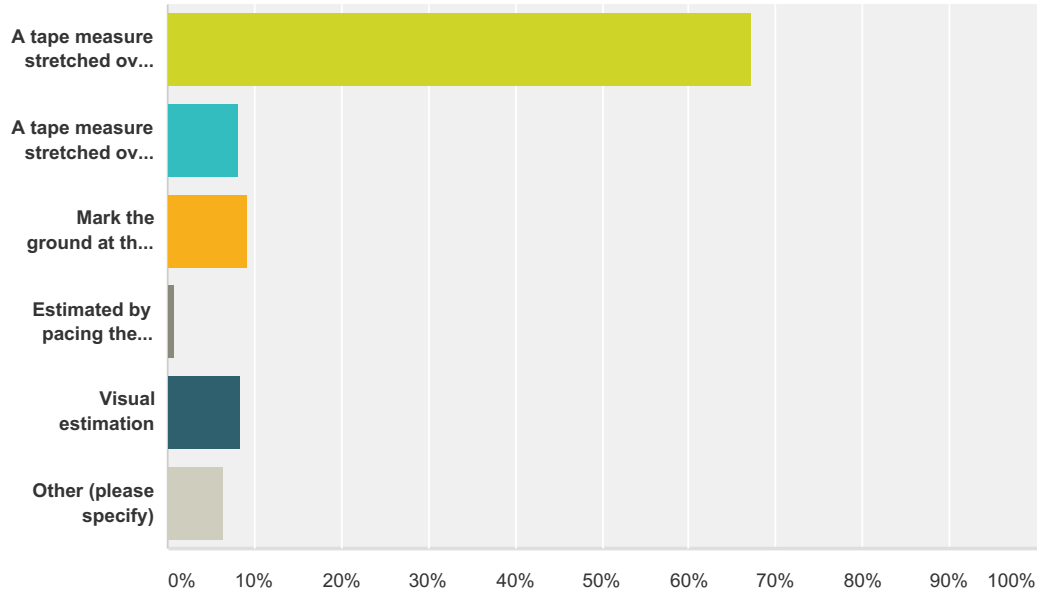


Answer Choices	Responses
5 or smaller	3.47% 59
6	23.22% 395
7	21.93% 373
8	27.81% 473
9	12.11% 206
10 or larger	11.46% 195
Total	1,701

Q19 What method did you use to measure your alligator's length?

Answered: 1,522 Skipped: 269

2015 Alligator Hunting Survey

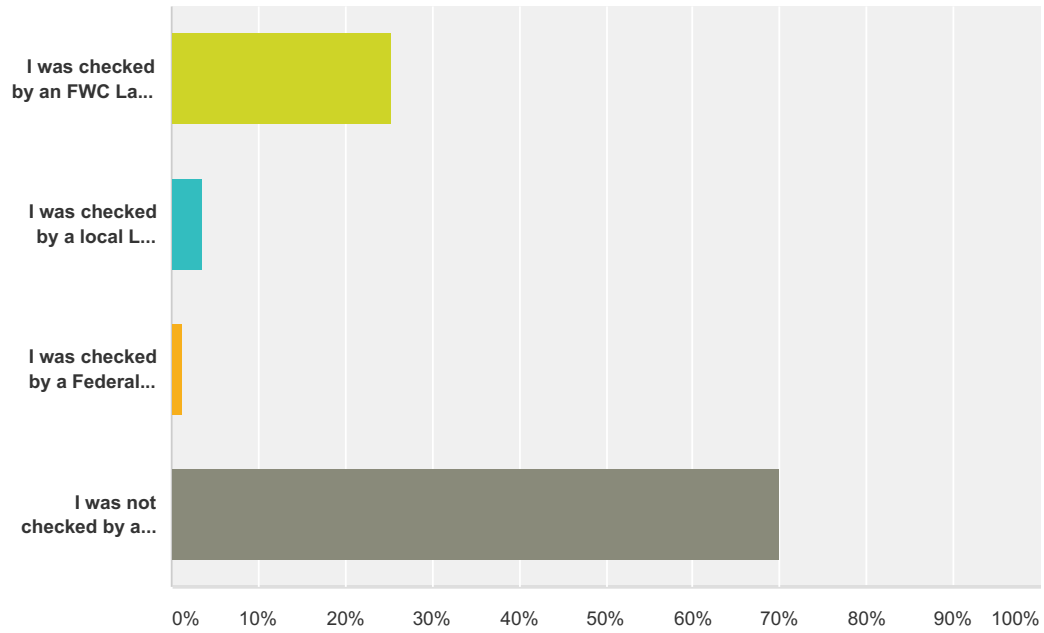


Answer Choices	Responses
A tape measure stretched over the alligator's back	67.21% 1,023
A tape measure stretched over the alligator's belly	8.08% 123
Mark the ground at the tip of the tail and snout, and measure between the marks.	9.20% 140
Estimated by pacing the alligator's length	0.79% 12
Visual estimation	8.34% 127
Other (please specify)	6.37% 97
Total	1,522

Q20 Were you checked by a Law Enforcement Officer while alligator hunting in 2015?

Answered: 1,701 Skipped: 90

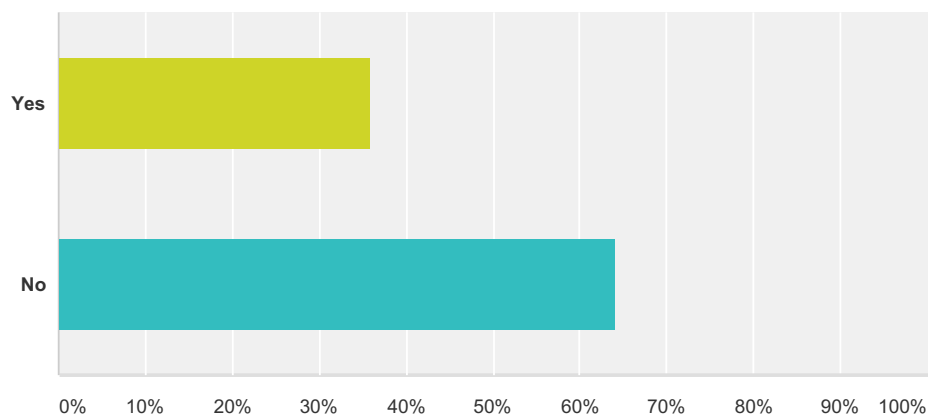
2015 Alligator Hunting Survey



Answer Choices	Responses
I was checked by an FWC Law Enforcement Officer	25.28% 430
I was checked by a local Law Enforcement Officer	3.59% 61
I was checked by a Federal Law Enforcement Officer	1.18% 20
I was not checked by a Law Enforcement Officer	69.96% 1,190
Total	1,701

Q21 Did you sell your alligator carcass(es) or hide(s) to a licensed alligator processor or hide dealer?

Answered: 1,465 Skipped: 326



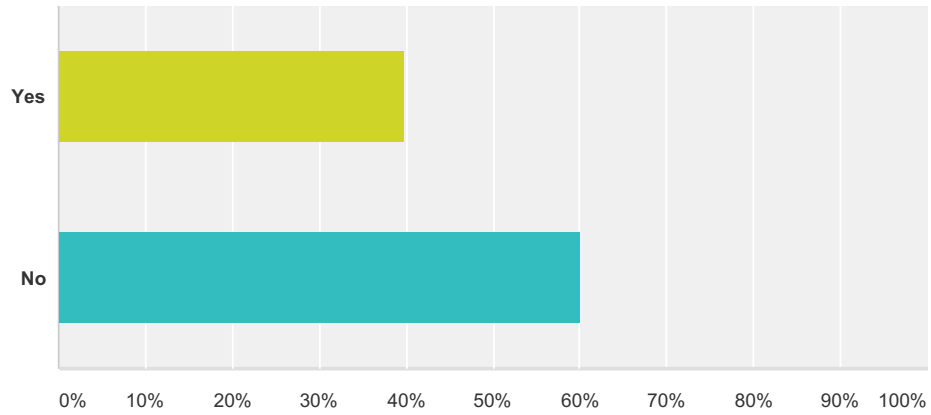
Answer Choices	Responses
Yes	35.97% 527

2015 Alligator Hunting Survey

No	64.03%	938
Total		1,465

Q22 Did you process any of your alligator carcass(es) yourself?

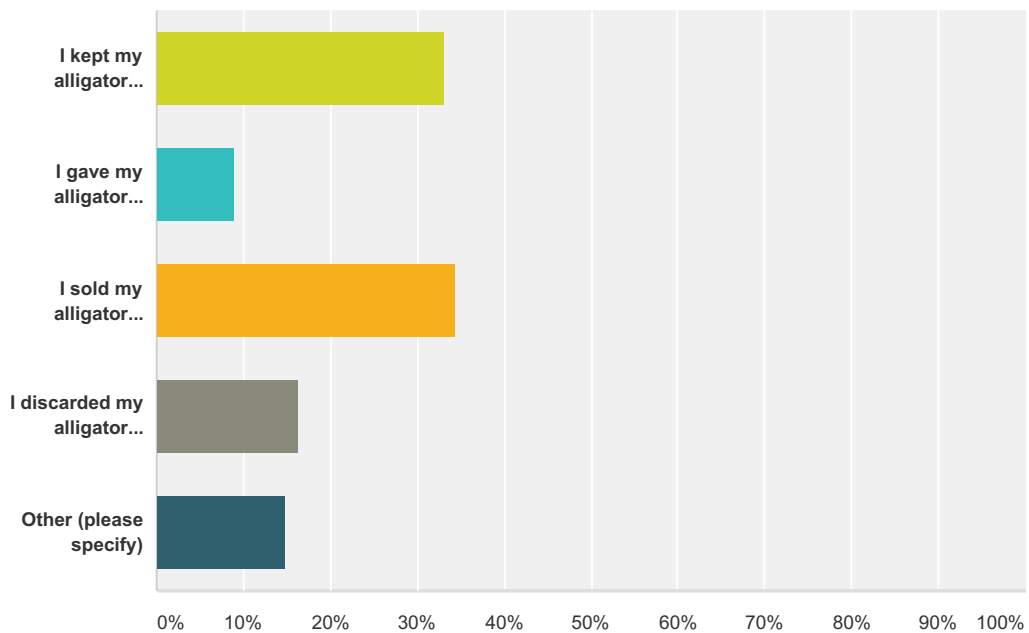
Answered: 1,459 Skipped: 332



Answer Choices	Responses	
Yes	39.96%	583
No	60.04%	876
Total		1,459

Q23 What did you do with your alligator hides? (Select all that apply.)

Answered: 1,356 Skipped: 435

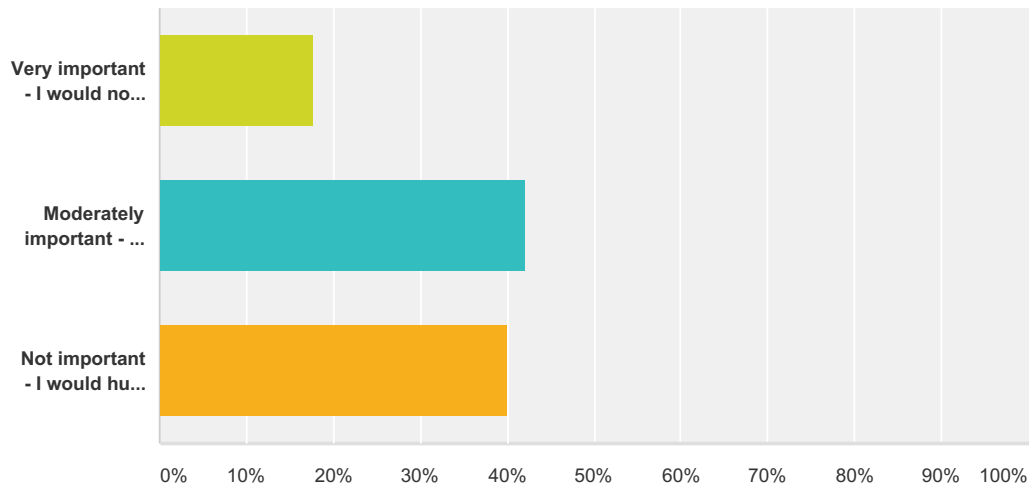


2015 Alligator Hunting Survey

Answer Choices	Responses	
I kept my alligator hide(s) as a trophy (to be tanned or taxidermy mounted)	33.26%	451
I gave my alligator hide(s) to someone else	9.00%	122
I sold my alligator hide(s) to a processor or hide dealer	34.51%	468
I discarded my alligator hide(s)	16.37%	222
Other (please specify)	14.75%	200
Total Respondents: 1,356		

Q24 How important is it to you to be able to sell the hides and/or carcasses of alligators that you take?

Answered: 1,500 Skipped: 291

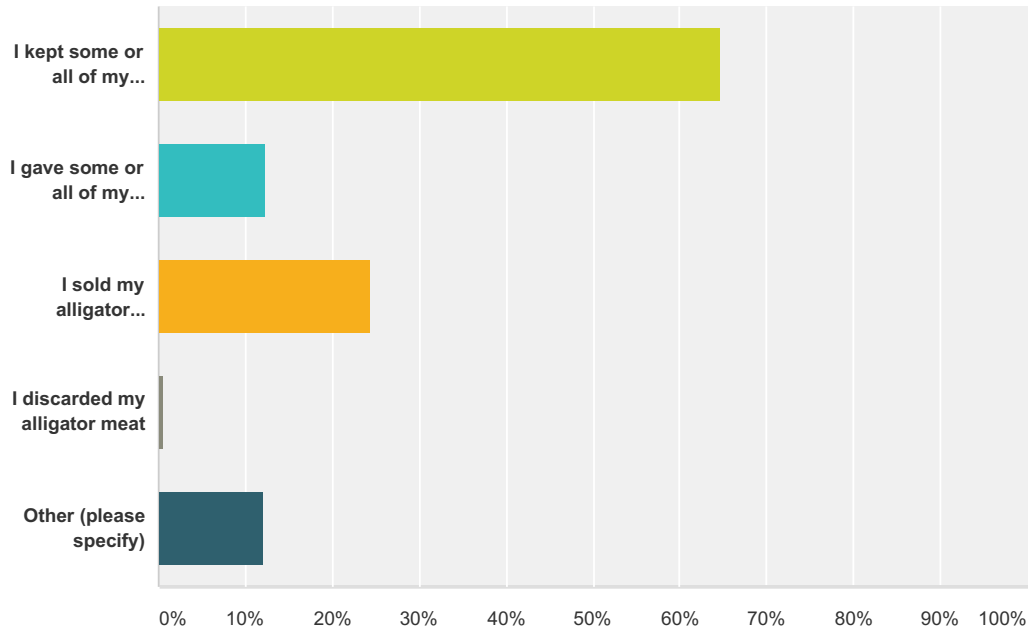


Answer Choices	Responses	
Very important - I would not hunt alligators if I couldn't sell the hides or carcasses.	17.73%	266
Moderately important - I would like to sell my alligator hides and/or carcasses to help pay for the hunt.	42.27%	634
Not important - I would hunt alligators even if I could not sell them.	40.00%	600
Total		1,500

Q25 What did you do with your alligator meat? (Select all that apply.)

Answered: 1,362 Skipped: 429

2015 Alligator Hunting Survey

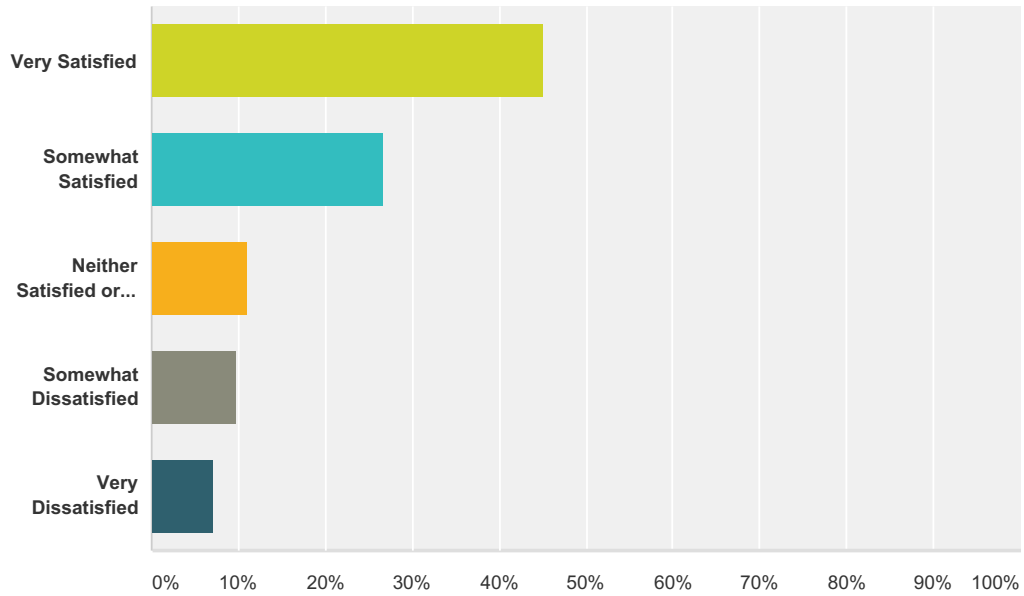


Answer Choices	Responses
I kept some or all of my alligator meat for personal consumption	64.68% 881
I gave some or all of my alligator meat to someone else	12.26% 167
I sold my alligator carcass to a processor	24.45% 333
I discarded my alligator meat	0.59% 8
Other (please specify)	12.19% 166
Total Respondents: 1,362	

Q26 Overall, how satisfied were you with the 2015 alligator hunt?

Answered: 1,671 Skipped: 120

2015 Alligator Hunting Survey



Answer Choices	Responses
Very Satisfied	45.18% 755
Somewhat Satisfied	26.63% 445
Neither Satisfied or Dissatisfied	11.13% 186
Somewhat Dissatisfied	9.87% 165
Very Dissatisfied	7.18% 120
Total	1,671

Q27 If you would like to give us any comments on the Statewide Alligator Harvest Program, please use the text box below.

Answered: 556 Skipped: 1,235

From: survey-noreply@smo.surveymonkey.com on behalf of steve.stiegler@myfwc.com via surveymonkey.com <member@surveymonkey.com>
Sent: Thursday, November 19, 2015 4:18 PM
To: Stiegler, Steve
Subject: Message from FWC: 2015 Alligator Hunting Survey

2015 Alligator Hunting Survey

Dear Alligator Harvest Permit Holder,

The Florida Fish and Wildlife Conservation Commission would like your cooperation to collect information on the Statewide Alligator Harvest Program. We hope to use the information gathered from this short survey to learn about and provide better service to our customers. The survey should take only about 10 minutes of your time. For your input to be included, please respond by December 14.

Thank you in advance for your participation in the survey and your interest in Florida's Alligator Management Program.

Steve Stiegler
Alligator Management Program
Florida Fish & Wildlife Conservation Commission
620 S. Meridian Street
Tallahassee, FL 32399-1600
Visit <http://MyFWC.com/alligator>

[Begin Survey](#)

Please do not forward this email as its survey link is unique to you.
[Opt out](#) of receiving surveys from this sender

Powered by  SurveyMonkey



Florida Fish and Wildlife Conservation Commission
MyFWC.com

2015 Alligator Hunting Survey

Dear Alligator Harvest Permit Holder,

The Florida Fish and Wildlife Conservation Commission would like your cooperation to collect information on the Statewide Alligator Harvest Program. We hope to use the information gathered from this short survey to learn about and provide better service to our customers. The survey should take only about 10 minutes of your time. Please answer each question carefully. Answers that are required are indicated with an asterisk (*). If you do not respond to a required question, you will be prompted to give an answer. For your input to be included, please respond by December 14.

Thank you in advance for your participation in the survey and your interest in Florida's Alligator Management Program.

* 1. Did you have an alligator harvest permit in Florida in 2015?

Yes

No

2. Did you purchase more than one permit in your name?

Yes

No

If "yes," then how many permits did you buy?

* 3. What most influenced your decision to apply for an alligator harvest permit?

- FWC Alligator Management Program Website
- News or Social Media (Facebook; Twitter)
- Friend or Family member
- Reality TV Shows
- Previous Alligator Hunting experience
- Other (please specify)

* 4. What alligator management unit were you permitted to hunt? (If you had multiple permits, select the area for the first permit that you received.)

(Select from drop-down menu)

* 5. Prior to applying for this permit, what best describes your familiarity with the harvest unit that you listed above.

- I had previously hunted alligators on this harvest unit.
- I had previously been hunting, fishing, and/or boating on this harvest unit.
- My hunting partners were familiar with this harvest unit.
- I had never been to this harvest unit prior to my alligator hunt.
- Other (please specify)

* 6. Where did you find answers to questions that you had about hunting alligators or about your harvest unit? (Check all that apply.)

- FWC Internet site
- Internet site not associated with FWC
- The alligator harvest training and orientation manual
- I attended a training and orientation class
- I placed a phone call to FWC
- I emailed my question to FWC
- Personal contact with an FWC Officer or biologist
- Other (please specify)

* 7. What harvest period were you permitted for? (Check more than one if you received multiple permits.)

- First Period (August 15th through August 22nd)
- Second Period (August 22nd through August 29th)
- Third Period (August 29th through September 5th)
- Forth Period (September 5th through September 12th)



2015 Alligator Hunting Survey

Page 2 of 4

8. How many nights did you hunt for alligators on your permit? Do not include nights when you helped other alligator hunters. (Please enter a whole number only.)

9. Please estimate the average number of hours that you hunted alligators each night. Do not include time spent assisting other alligator hunters. (Please enter a whole number only.)

* 10. How many alligators did you harvest on your permit(s)? (Only count alligators harvested on permits in your name.)

11. What was the primary method that you used to hunt alligators?

- Baited peg
- Bowfishing equipment
- Harpoon
- Snare
- Snatch hook
- Speargun
- Other (please specify)

* 12. The capture and release of alligators was allowed beginning in 2014. Did you release any alligators captured on your permit in 2015?

- I did not capture any alligators.
- I did not release any captured alligators.
- I released one or more alligators captured with a snatch hook.
- I released one or more alligators captured with a snare.

How many alligators did you release?

13. If you released any alligators that were captured on your permit in 2015, what was the size of the alligator(s)?

- Less than 4 feet in total length
- 4 to 6 feet in total length
- 6 to 8 feet in total length
- 8 to 10 feet in total length
- More than 10 feet in total length

14. Is it important for you to be able to capture and release alligators?

- Yes
- No

Why?

15. During which harvest periods did you take alligators using your permit (not as an agent)?

- I harvested alligator(s) during my quota period (periods 1 - 4, August 15 - September 12).
- I harvested alligator(s) during the open period (September 12 - November 1).
- I harvested alligators during both the quota period and the open period.
- I did not harvest any alligators.

* 16. Did you pay a guide to take you on your hunt?

- Yes
- No

* 17. How did the number of alligator hunters that you observed affect your alligator hunting experience?

- There were too many hunters on my unit, which greatly reduced the quality of the experience.
- I observed other alligator hunters, but it did not affect the quality of the experience.
- I observed few or no alligator hunters.

* 18. What is the smallest size alligator that you would want to harvest on your hunt?

(The choices are total length in feet.)

- 5 or smaller
- 6
- 7
- 8
- 9
- 10 or larger

19. What method did you use to measure your alligator's length?

- A tape measure stretched over the alligator's back
- A tape measure stretched over the alligator's belly
- Mark the ground at the tip of the tail and snout, and measure between the marks.
- Estimated by pacing the alligator's length
- Visual estimation
- Other (please specify)

* 20. Were you checked by a Law Enforcement Officer while alligator hunting in 2015?

- I was checked by an FWC Law Enforcement Officer
- I was checked by a local Law Enforcement Officer
- I was checked by a Federal Law Enforcement Officer
- I was not checked by a Law Enforcement Officer



2015 Alligator Hunting Survey

Page 3 of 4

The FWC would like to know how alligators taken in the Statewide Alligator Harvest Program are being used, so please answer the following questions. If you did not harvest any alligators, please proceed to Page 4.

21. Did you sell your alligator carcass(es) or hide(s) to a licensed alligator processor or hide dealer?

- Yes
 No

If yes, then how many did you sell?

22. Did you process any of your alligator carcass(es) yourself?

- Yes
 No

If yes, how many did you process?

23. What did you do with your alligator hides? (Select all that apply.)

- I kept my alligator hide(s) as a trophy (to be tanned or taxidermy mounted)
 I gave my alligator hide(s) to someone else
 I sold my alligator hide(s) to a processor or hide dealer
 I discarded my alligator hide(s)
 Other (please specify)

24. How important is it to you to be able to sell the hides and/or carcasses of alligators that you take?

- Very important - I would not hunt alligators if I couldn't sell the hides or carcasses.
- Moderately important - I would like to sell my alligator hides and/or carcasses to help pay for the hunt.
- Not important - I would hunt alligators even if I could not sell them.

25. What did you do with your alligator meat? (Select all that apply.)

- I kept some or all of my alligator meat for personal consumption
- I gave some or all of my alligator meat to someone else
- I sold my alligator carcass to a processor
- I discarded my alligator meat
- Other (please specify)



2015 Alligator Hunting Survey

Page 4

After completing the questions below, please click the "Submit Survey" button to enter your survey. Thank you for participating in the Statewide Alligator Harvest Program. For more information on Florida's Alligator Management Program, go to <http://MyFWC.com/alligator>.

26. Overall, how satisfied were you with the 2015 alligator hunt?

- Very Satisfied
- Somewhat Satisfied
- Neither Satisfied or Dissatisfied
- Somewhat Dissatisfied
- Very Dissatisfied

What is the primary reason for your satisfaction or dissatisfaction?

27. If you would like to give us any comments on the Statewide Alligator Harvest Program, please use the text box below.