



2016 Florida Alligator Hunting Survey Report

The [Alligator Management Program](#) of the Florida Fish and Wildlife Conservation Commission surveyed alligator hunters that were permitted in 2016 to gather information about this program and to help provide better service to our constituents. The survey was intended only for those persons who received an alligator harvest permit in 2016. The survey announcement (attached) was sent via e-mail to all 2016 permit holders for which we had an e-mail address. This included 5,642 addresses from a total of 5,949 permittees. Potential survey respondents were given 26 days to complete the survey. There were 1,981 responses.

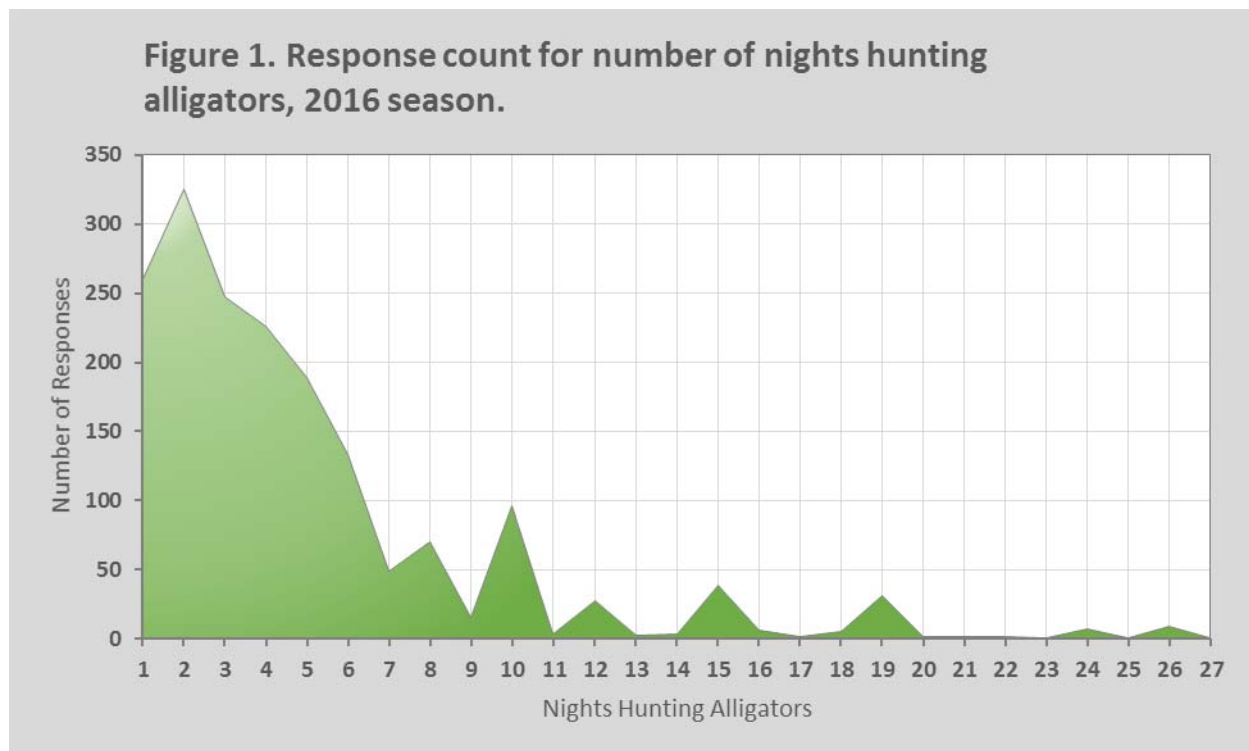
The following data represent relationships between responses that may provide useful information for the management of alligator hunts. A Survey Summary which includes the number of responses and the response rate for each question also follows. The survey instrument is also attached.

General Statistics:

The following are averages of responses from survey questions 10, 11, and 12, respectively.

- Average number of nights spent hunting alligators: 4.9
- Average number of hours spent hunting alligators: 37
- Average number of alligators harvested per person: 1.3

Responses for these questions for each AMU is contained in Table 2.



Methods of alligator hunting:

This survey question was intended to determine the most popular methods of hunting. The overall percentages are contained in the Question 13 graph in the survey summary, attached. Responses for each AMU are contained in Table 2. Figure 2 shows the method responses, but separates guided and unguided data. Figure 3 gives the average number of alligators harvested by respondents who primarily use the listed methods. (The survey questions do not ask the exact method used to take each alligator).

Figure 2. Primary alligator hunting methods for guided and unguided hunts, 2016 season.

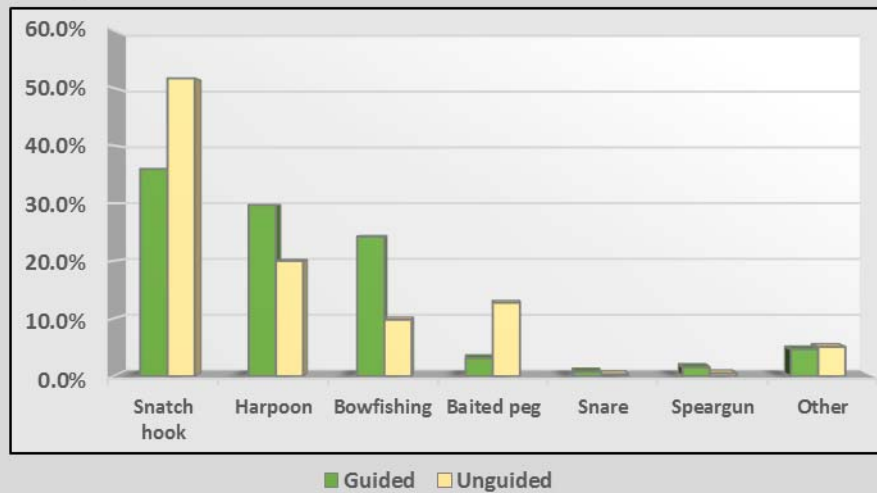
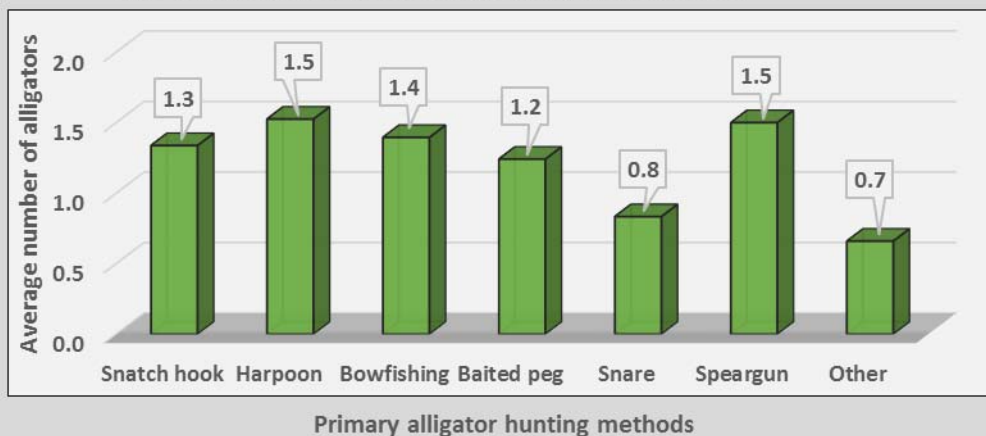


Figure 3. Average number of alligators harvested by respondents who primarily use the listed methods, 2016 season.



Alligator Hunter Density:

Question 18 of the survey was used to gather information on the effect of perceived hunter density on the quality of the hunting experience. Total responses for this question are summarized on page 20 of the Survey Summary. Responses for each AMU are contained in Table 2.

Table 1. AMUs with a high number of respondents indicating that there were too many alligator hunters on their harvest unit. This table only includes areas above the statewide average (14.3%) with more than one response of too many hunters.

AMU	No. of responses of too many hunters	% responses that indicated too many hunters
110 LAKE KISSIMMEE	19	29.2%
722 ORANGE LAKE	16	39.0%
407 STA - 1W NORTH	15	65.2%
545 KENANSVILLE LAKE	12	46.2%
543 T.M. GOODWIN WMA (BROADMOOR UNIT)	11	40.7%
408 STA - 1W SOUTH	10	58.8%
711 LAKE HANCOCK	9	27.3%
413 STA - 3/4 EAST	7	35.0%
810 CLAY COUNTY	7	26.9%
842 MARION COUNTY	7	21.9%
854 PUTNAM COUNTY	7	17.9%
105 KISSIMMEE RIVER (POOL A)	6	19.4%
549 THREE LAKES WMA	6	42.9%
819 FRANKLIN COUNTY	6	24.0%
849 OSCEOLA COUNTY	6	15.4%
527 LAKE MONROE	4	21.1%
508 CRESCENT LAKE	3	15.8%
833 JEFFERSON COUNTY	3	27.3%
867 WASHINGTON COUNTY	3	60.0%
415 STA - 2	2	33.3%
546 T.M. GOODWIN WMA (GOODWIN UNIT)	2	40.0%
809 CITRUS COUNTY	2	16.7%
818 FLAGLER COUNTY	2	50.0%
830 HOLMES COUNTY	2	40.0%
839 LIBERTY COUNTY	2	18.2%
863 UNION COUNTY	2	40.0%

The final question in the survey, Question 29, was a text box in which respondents could comment on any topic. These comments, made by 591 respondents, were subjectively placed into three classes: positive, negative, and neutral. Positive comments included highly satisfactory hunts and compliments on the management of the program. Negative comments included dissatisfaction with the application process, complaints about under- and over-harvesting, and overcrowding issues. Neutral comments were primarily suggestions for program changes or remarks about the hunt that had neither positive nor negative connotations.

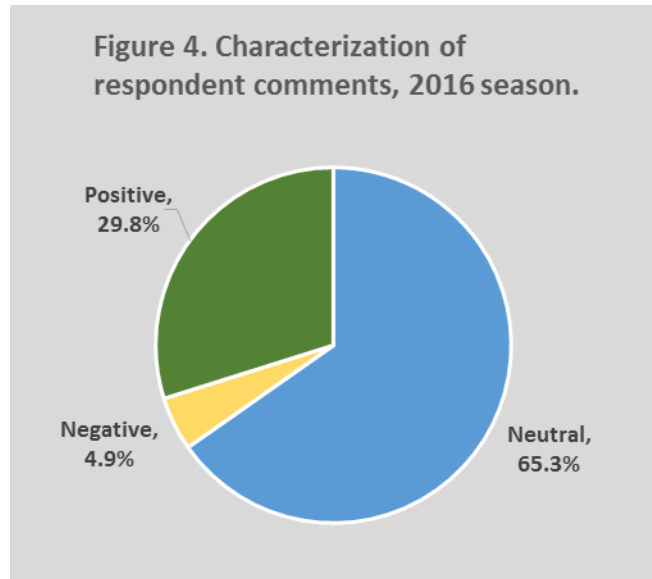


Table 2. 2016 Survey responses for specific Alligator Management Units. Percent values and averages are based on the number of respondents.

101 LAKE PIERCE	19	4	21.1%	4.3	8.0	34	0.8	25.0%	50.0%	25.0%	50.0%	0.0%	0.0%	25.0%	50.0%	25.0%	25.0%	25.0%	
102 LAKE MARIAN	22	11	50.0%	3.9	5.2	20	1.5	70.0%	0.0%	10.0%	20.0%	0.0%	0.0%	0.0%	70.0%	20.0%	10.0%	10.0%	
103 KISSIMMEE RIVER (POOL E)	24	16	66.7%	4.3	7.1	30	1.5	50.0%	12.5%	6.3%	18.8%	0.0%	6.3%	6.3%	43.8%	43.8%	12.5%	12.5%	
104 LAKE HATCHINEHA	70	20	28.6%	3.5	6.4	22	1.2	40.0%	40.0%	10.0%	10.0%	0.0%	0.0%	0.0%	40.0%	50.0%	10.0%	10.0%	
105 KISSIMMEE RIVER (POOL A)	89	32	36.0%	3.3	5.9	19	0.7	38.7%	22.6%	3.2%	25.8%	0.0%	0.0%	9.7%	22.6%	58.1%	19.4%	19.4%	
106 KISSIMMEE RIVER	88	28	31.8%	3.1	5.7	18	1.6	42.9%	10.7%	21.4%	17.9%	0.0%	0.0%	7.1%	64.3%	25.0%	10.7%	10.7%	
108 LAKE ARBUCKLE	5	3	60.0%	2.7	4.7	12	1.3	100.0%	0.0%	0.0%	0.0%	0.0%	0.0%	0.0%	66.7%	33.3%	0.0%	0.0%	
109 LAKE ISTOKOGA	83	22	26.5%	3.5	5.5	19	1.3	23.8%	28.6%	19.0%	19.0%	4.8%	0.0%	4.8%	38.1%	57.1%	4.8%	4.8%	
110 LAKE KISSIMMEE	226	66	29.2%	3.9	6.0	24	1.2	23.4%	53.1%	7.8%	10.9%	1.6%	0.0%	3.1%	26.2%	44.6%	29.2%	29.2%	
112 TENOROC FMA	2	1	50.0%	3.0	6.0	18	2.0	100.0%	0.0%	0.0%	0.0%	0.0%	0.0%	0.0%	100.0%	0.0%	0.0%	0.0%	
115 LAKE WEOHYAKAPKA	2	0	0.0%																
116 CYPRESS LAKE	19	10	52.6%	6.4	6.7	43	1.6	30.0%	40.0%	20.0%	0.0%	0.0%	0.0%	10.0%	10.0%	90.0%	0.0%	0.0%	
117 LAKE PARKER	2	1	50.0%	3.0	4.0	12	2.0	100.0%	0.0%	0.0%	0.0%	0.0%	0.0%	0.0%	100.0%	0.0%	0.0%	0.0%	
118 LAKE MANATEE	3	1	33.3%	8.5	10.5	89	2.0	100.0%	0.0%	0.0%	0.0%	0.0%	0.0%	0.0%	100.0%	0.0%	0.0%	0.0%	
119 PEACE RIVER NORTH	4	1	25.0%	6.0	12.0	72	1.0	100.0%	0.0%	0.0%	0.0%	0.0%	0.0%	0.0%	100.0%	0.0%	0.0%	0.0%	
120 PEACE RIVER SOUTH	3	0	0.0%																
121 CALOOSAHATCHEE RIVER	2	0	0.0%																
303 LAKE MICCOSUKEE	28	7	25.0%	2.1	7.1	15	1.7	0.0%	42.9%	42.9%	0.0%	14.3%	0.0%	0.0%	57.1%	42.9%	0.0%	0.0%	
306 WACISSA RIVER	4	1	25.0%																
401 LOXAHATCHEE NWR	11	3	27.3%	4.3	5.3	23	1.3	33.3%	66.7%	0.0%	0.0%	0.0%	0.0%	0.0%	33.3%	66.7%	0.0%	0.0%	
402 EVERGLADES WMA (WCA 2)	11	2	18.2%	2.0	5.5	11	2.0	0.0%	100.0%	0.0%	0.0%	0.0%	0.0%	0.0%	50.0%	50.0%	0.0%	0.0%	
404 EVERGLADES WMA (WCA 3)	52	10	19.2%	2.1	4.9	10	1.8	11.1%	44.4%	11.1%	0.0%	0.0%	11.1%	22.2%	100.0%	0.0%	0.0%	0.0%	
405 HOLEY LAND WMA	9	3	33.3%	2.7	5.3	14	1.3	66.7%	33.3%	0.0%	0.0%	0.0%	0.0%	0.0%	66.7%	33.3%	0.0%	0.0%	
406 STA - 5	60	22	36.7%	2.8	6.1	17	1.9	90.5%	0.0%	4.8%	0.0%	0.0%	0.0%	4.8%	14.3%	81.0%	4.8%	4.8%	
407 STA - 1W NORTH	100	24	24.0%	3.4	6.5	22	1.6	95.7%	0.0%	0.0%	0.0%	0.0%	0.0%	4.3%	0.0%	34.8%	65.2%	65.2%	
408 STA - 1W SOUTH	50	18	36.0%	4.9	4.9	24	1.4	93.8%	0.0%	0.0%	6.3%	0.0%	0.0%	0.0%	0.0%	41.2%	58.8%	58.8%	
409 LAKE HICPOCHEE	7	1	14.3%	3.0	4.0	12	2.0	0.0%	100.0%	0.0%	0.0%	0.0%	0.0%	0.0%	100.0%	0.0%	0.0%	0.0%	
413 STA - 3/4 EAST	60	21	35.0%	5.5	6.1	33	1.4	95.0%	5.0%	0.0%	0.0%	0.0%	0.0%	0.0%	5.0%	60.0%	35.0%	35.0%	
414 STA - 3/4 WEST	40	16	40.0%	3.9	5.9	23	1.2	85.7%	0.0%	7.1%	7.1%	0.0%	0.0%	0.0%	0.0%	92.9%	7.1%	7.1%	
415 STA - 2	35	7	20.0%	3.8	5.2	20	1.5	83.3%	0.0%	16.7%	0.0%	0.0%	0.0%	0.0%	0.0%	66.7%	33.3%	33.3%	
500 BLUE CYPRESS LAKE	29	6	20.7%	4.8	5.2	25	1.2	66.7%	0.0%	0.0%	33.3%	0.0%	0.0%	0.0%	0.0%	83.3%	16.7%	16.7%	
501 ST. JOHNS RIVER (L. HELL N' BLAZES)	65	30	46.2%	4.9	5.6	27	1.5	40.0%	10.0%	3.3%	40.0%	0.0%	0.0%	6.7%	30.0%	60.0%	10.0%	10.0%	
502 ST. JOHNS RIVER (LAKE POINSETT)	221	69	31.2%	5.0	5.6	28	1.3	41.2%	22.1%	8.8%	20.6%	0.0%	0.0%	7.4%	19.1%	67.6%	13.2%	13.2%	
504 ST. JOHNS RIVER (PUZZLE LAKE)	100	30	30.0%	5.4	5.0	27	1.7	46.7%	30.0%	13.3%	6.7%	0.0%	0.0%	3.3%	30.0%	60.0%	10.0%	10.0%	
505 LAKE HARNEY	115	42	36.5%	4.8	5.5	26	1.2	43.9%	14.6%	17.1%	17.1%	0.0%	0.0%	7.3%	29.3%	58.5%	12.2%	12.2%	
506 ST. JOHNS RIVER (WELAKA)	46	11	23.9%	4.4	6.0	26	1.0	70.0%	10.0%	0.0%	10.0%	0.0%	0.0%	10.0%	40.0%	50.0%	10.0%	10.0%	
507 ST. JOHNS RIVER (PALATKA SOUTH)	25	6	24.0%	8.0	7.0	56	1.4	60.0%	20.0%	0.0%	20.0%	0.0%	0.0%	0.0%	40.0%	60.0%	0.0%	0.0%	
508 CRESCENT LAKE	79	20	25.3%	3.5	6.4	22	1.5	57.9%	21.1%	5.3%	10.5%	0.0%	0.0%	5.3%	21.1%	63.2%	15.8%	15.8%	
510 LAKE JESUP	57	24	42.1%	3.7	5.3	20	1.5	79.2%	4.2%	4.2%	8.3%	0.0%	0.0%	4.2%	41.7%	50.0%	8.3%	8.3%	
515 LAKE PANASOFFKEE	5	2	40.0%	2.5	6.5	16	2.0	0.0%	100.0%	0.0%	0.0%	0.0%	0.0%	0.0%	100.0%	0.0%	0.0%	0.0%	
516 WITHLACOCHEE RIVER NORTH	2	2	100.0%																
518 LAKE ROUSSEAU	24	11	45.8%	5.0	6.7	34	1.5	45.5%	27.3%	9.1%	18.2%	0.0%	0.0%	0.0%	54.5%	45.5%	0.0%	0.0%	
520 LAKE TOHOPEKALIGA	103	36	35.0%	3.6	5.2	19	1.3	22.9%	51.4%	8.6%	8.6%	0.0%	5.7%	2.9%	33.3%	58.3%	8.3%	8.3%	
527 LAKE MONROE	49	19	38.8%	4.6	6.2	29	1.1	31.6%	5.3%	15.8%	42.1%	0.0%	0.0%	5.3%	31.6%	47.4%	21.1%	21.1%	
528 LAKE DEXTER	22	11	50.0%	3.7	3.9	14	1.9	80.0%	10.0%	0.0%	10.0%	0.0%	0.0%	0.0%	20.0%	70.0%	10.0%	10.0%	
540 ST. JOHNS RIVER UPPER BASIN CANALS	161	43	26.7%	4.6	5.8	27	1.7	45.0%	27.5%	7.5%	12.5%	0.0%	0.0%	7.5%	35.0%	55.0%	10.0%	10.0%	
542 BLUE CYPRESS WATER MGT AREA	22	10	45.5%	4.0	4.4	18	1.8	60.0%	10.0%	10.0%	20.0%	0.0%	0.0%	0.0%	60.0%	30.0%	10.0%	10.0%	
543 T.M. GOODWIN WMA - BROADMOOR	76	28	36.8%	3.7	6.1	23	2.1	63.0%	14.8%	11.1%	7.4%	3.7%	0.0%	0.0%	11.1%	48.1%	40.7%	40.7%	

Table 2. 2016 Survey responses for specific Alligator Management Units. Percent values and averages are based on the number of respondents.

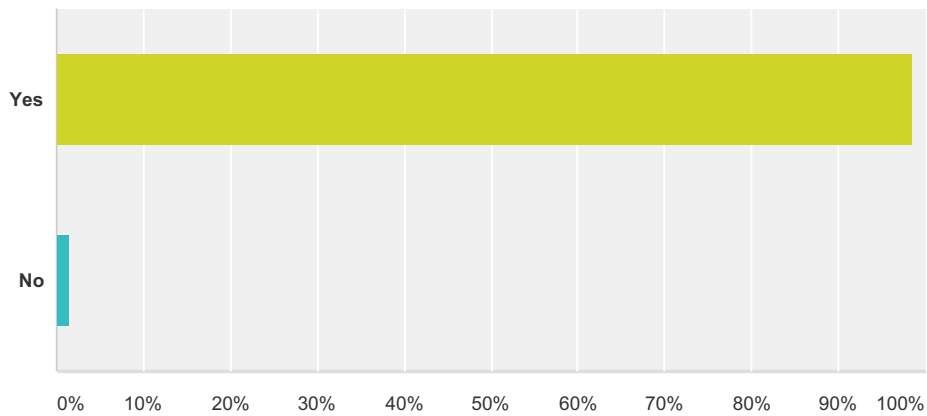
			Question 10		Question 11		Question 12	Question 13, as Percent in each Unit						Question 18, as Percent in each Unit			
544 STICK MARSH	42	14	33.3%	2.9	6.5	19	1.9	61.5%	23.1%	7.7%	0.0%	0.0%	0.0%	7.7%	30.8%	61.5%	7.7%
545 KENANSVILLE LAKE	93	28	30.1%	2.7	5.4	14	1.4	34.6%	38.5%	7.7%	11.5%	0.0%	3.8%	3.8%	23.1%	30.8%	46.2%
546 T.M. GOODWIN WMA - GOODWIN UNIT	13	5	38.5%	2.8	6.0	17	1.2	60.0%	40.0%	0.0%	0.0%	0.0%	0.0%	0.0%	20.0%	40.0%	40.0%
547 GUANA RIVER WMA	22	11	50.0%	7.2	5.1	37	1.8	45.5%	36.4%	0.0%	9.1%	0.0%	0.0%	9.1%	36.4%	54.5%	9.1%
548 OCALA WMA	1	0	0.0%														
549 THREE LAKES WMA	55	15	27.3%	3.9	6.9	27	1.2	35.7%	28.6%	14.3%	21.4%	0.0%	0.0%	0.0%	7.1%	50.0%	42.9%
601 LAKE OKEECHOBEE (WEST)	205	64	31.2%	3.0	5.6	17	1.5	50.9%	26.3%	8.8%	8.8%	0.0%	1.8%	3.5%	38.6%	57.9%	3.5%
602 LAKE OKEECHOBEE (NORTH)	40	18	45.0%	2.6	5.8	15	1.4	44.4%	38.9%	0.0%	5.6%	0.0%	0.0%	11.1%	61.1%	38.9%	0.0%
603 LAKE OKEECHOBEE (EAST)	7	3	42.9%	2.3	4.0	9	1.3	66.7%	0.0%	0.0%	0.0%	0.0%	0.0%	33.3%	100.0%	0.0%	0.0%
604 LAKE OKEECHOBEE (SOUTH)	89	28	31.5%	3.0	4.9	15	1.4	53.6%	28.6%	3.6%	10.7%	0.0%	0.0%	3.6%	64.3%	35.7%	0.0%
711 LAKE HANCOCK	114	35	30.7%	4.1	5.3	22	1.5	90.9%	0.0%	3.0%	3.0%	3.0%	0.0%	0.0%	15.2%	57.6%	27.3%
721 RODMAN RESERVOIR	20	8	40.0%	5.3	6.4	33	1.3	25.0%	50.0%	0.0%	25.0%	0.0%	0.0%	0.0%	37.5%	50.0%	12.5%
722 ORANGE LAKE	138	43	31.2%	4.5	6.3	28	1.1	53.8%	17.9%	17.9%	5.1%	0.0%	0.0%	5.1%	14.6%	46.3%	39.0%
723 LOCHLOOSA LAKE	46	19	41.3%	5.4	4.2	23	1.4	68.4%	10.5%	5.3%	0.0%	0.0%	0.0%	15.8%	31.6%	63.2%	5.3%
724 NEWNANS LAKE	68	30	44.1%	3.8	3.8	14	1.6	89.7%	0.0%	3.4%	3.4%	3.4%	0.0%	0.0%	17.2%	79.3%	3.4%
732 LAKE IAMONIA	26	8	30.8%	4.9	6.8	33	1.3	25.0%	25.0%	50.0%	0.0%	0.0%	0.0%	0.0%	25.0%	75.0%	0.0%
733 LAKE TALQUIN	6	2	33.3%	9.0	7.7	69	1.5	50.0%	50.0%	0.0%	0.0%	0.0%	0.0%	0.0%	50.0%	0.0%	50.0%
734 LAKE SEMINOLE	19	9	47.4%	3.8	6.4	24	1.8	44.4%	22.2%	11.1%	11.1%	0.0%	0.0%	11.1%	66.7%	33.3%	0.0%
741 LAKE TRAFFORD	22	8	36.4%	2.8	4.5	12	1.6	71.4%	14.3%	0.0%	14.3%	0.0%	0.0%	0.0%	62.5%	37.5%	0.0%
751 LAKE GEORGE	122	46	37.7%	5.2	5.4	28	1.3	58.1%	20.9%	7.0%	9.3%	0.0%	0.0%	4.7%	22.7%	68.2%	9.1%
801 ALACHUA COUNTY	45	18	40.0%	3.8	4.8	18	0.7	68.8%	0.0%	6.3%	6.3%	0.0%	0.0%	18.8%	56.3%	31.3%	12.5%
802 BAKER COUNTY	11	4	36.4%	2.3	5.0	11	0.5	25.0%	50.0%	0.0%	0.0%	0.0%	0.0%	25.0%	100.0%	0.0%	0.0%
803 BAY COUNTY	48	17	35.4%	10.8	5.8	62	0.9	35.3%	17.6%	29.4%	17.6%	0.0%	0.0%	0.0%	64.7%	29.4%	5.9%
804 BRADFORD COUNTY	28	7	25.0%	4.7	7.2	34	0.9	57.1%	14.3%	28.6%	0.0%	0.0%	0.0%	0.0%	85.7%	14.3%	0.0%
805 BREVARD COUNTY	11	9	81.8%	4.3	5.5	24	1.3	14.3%	42.9%	28.6%	0.0%	0.0%	0.0%	14.3%	42.9%	57.1%	0.0%
806 BROWARD COUNTY	1	1	100.0%	4.5	5.5	25	2.0	100.0%	0.0%	0.0%	0.0%	0.0%	0.0%	0.0%	50.0%	50.0%	0.0%
807 CALHOUN COUNTY	34	7	20.6%	5.0	6.1	31	0.4	42.9%	14.3%	28.6%	14.3%	0.0%	0.0%	0.0%	57.1%	28.6%	14.3%
808 CHARLOTTE COUNTY	31	14	45.2%	5.2	6.2	32	1.4	46.2%	7.7%	23.1%	23.1%	0.0%	0.0%	0.0%	64.3%	28.6%	7.1%
809 CITRUS COUNTY	45	12	26.7%	5.8	5.7	33	1.3	41.7%	41.7%	8.3%	8.3%	0.0%	0.0%	0.0%	66.7%	16.7%	16.7%
810 CLAY COUNTY	116	27	23.3%	6.2	5.0	31	0.8	50.0%	7.7%	7.7%	11.5%	0.0%	0.0%	23.1%	38.5%	34.6%	26.9%
811 COLLIER COUNTY	4	1	25.0%	3.0	4.0	12	2.0	0.0%	100.0%	0.0%	0.0%	0.0%	0.0%	0.0%	100.0%	0.0%	0.0%
812 COLUMBIA COUNTY	4	2	50.0%	8.0	4.0	32	2.0	100.0%	0.0%	0.0%	0.0%	0.0%	0.0%	0.0%	100.0%	0.0%	0.0%
814 DESOTO COUNTY	4	2	50.0%	4.5	8.0	36	1.0	50.0%	0.0%	0.0%	50.0%	0.0%	0.0%	0.0%	50.0%	50.0%	0.0%
815 DIXIE COUNTY	28	10	35.7%	3.8	5.7	21	0.7	77.8%	0.0%	0.0%	0.0%	0.0%	0.0%	22.2%	55.6%	33.3%	11.1%
816 DUVAL COUNTY	37	8	21.6%	4.9	4.9	24	0.0	50.0%	16.7%	0.0%	16.7%	0.0%	0.0%	16.7%	50.0%	50.0%	0.0%
817 ESCAMBIA COUNTY	21	10	47.6%	7.5	5.3	40	0.8	70.0%	10.0%	0.0%	10.0%	0.0%	0.0%	10.0%	70.0%	30.0%	0.0%
818 FLAGLER COUNTY	14	4	28.6%	5.0	4.5	23	1.5	50.0%	25.0%	0.0%	0.0%	0.0%	0.0%	25.0%	0.0%	50.0%	50.0%
819 FRANKLIN COUNTY	99	25	25.3%	7.6	6.0	45	1.2	32.0%	24.0%	32.0%	4.0%	0.0%	0.0%	8.0%	44.0%	32.0%	24.0%
820 GADSDEN COUNTY	4	3	75.0%	1.7	2.7	4	1.3	100.0%	0.0%	0.0%	0.0%	0.0%	0.0%	0.0%	33.3%	66.7%	0.0%
821 GILCHRIST COUNTY	7	1	14.3%	15.0	5.0	75	2.0	100.0%	0.0%	0.0%	0.0%	0.0%	0.0%	0.0%	100.0%	0.0%	0.0%
822 GLADES COUNTY	11	4	36.4%	1.8	9.8	17	1.8	50.0%	25.0%	25.0%	0.0%	0.0%	0.0%	0.0%	75.0%	25.0%	0.0%
823 GULF COUNTY	106	21	19.8%	4.2	7.4	31	1.1	40.0%	25.0%	25.0%	10.0%	0.0%	0.0%	0.0%	55.0%	40.0%	5.0%
824 HAMILTON COUNTY	4	1	25.0%				2.0								100.0%	0.0%	0.0%
825 HARDEE COUNTY	4	1	25.0%	0.0	0.0		0.0	0.0%	0.0%	0.0%	0.0%	0.0%	0.0%	100.0%	100.0%	0.0%	0.0%
826 HENDRY COUNTY	7	4	57.1%	2.3	4.7	11	2.0	100.0%	0.0%	0.0%	0.0%	0.0%	0.0%	0.0%	100.0%	0.0%	0.0%
827 HERNANDO COUNTY	4	1	25.0%	9.0	8.0	72	2.0	100.0%	0.0%	0.0%	0.0%	0.0%	0.0%	0.0%	100.0%	0.0%	0.0%
828 HIGHLANDS COUNTY	79	25	31.6%	6.8	5.6	38	1.9	52.0%	28.0%	12.0%	4.0%	0.0%	4.0%	0.0%	56.0%	36.0%	8.0%
829 HILLSBOROUGH COUNTY	10	3	30.0%	2.7	8.0	21	1.7	33.3%	33.3%	0.0%	33.3%	0.0%	0.0%	0.0%	100.0%	0.0%	0.0%

Table 2. 2016 Survey responses for specific Alligator Management Units. Percent values and averages are based on the number of respondents.

AMU	# of Permittees	# of Permitted Respondents	% Sampled	Question 10	Question 11		Question 12	Question 13, as Percent in each Unit							Question 18, as Percent in each Unit		
				Average Nights Hunted	Average Hours Each Night	Average Hours Hunted	Average Harvest	Snatch hook	Harpoon	Bowfishing	Baited peg	Snare	Speargun	Other	Saw Few Hunters	Others had No Effect	Too Many Hunters
830 HOLMES COUNTY	11	6	54.5%	8.2	8.0	66	0.8	60.0%	0.0%	20.0%	20.0%	0.0%	0.0%	0.0%	40.0%	20.0%	40.0%
831 INDIAN RIVER COUNTY	4	3	75.0%	8.3	5.0	42	2.0	66.7%	0.0%	0.0%	33.3%	0.0%	0.0%	0.0%	66.7%	33.3%	0.0%
832 JACKSON COUNTY	28	5	17.9%	9.3	5.8	53	1.5	66.7%	33.3%	0.0%	0.0%	0.0%	0.0%	0.0%	50.0%	25.0%	25.0%
833 JEFFERSON COUNTY	24	11	45.8%	3.6	6.3	23	1.4	36.4%	18.2%	45.5%	0.0%	0.0%	0.0%	0.0%	72.7%	0.0%	27.3%
834 LAFAYETTE COUNTY	7	1	14.3%	1.0	9.0	9	1.0	0.0%	100.0%	0.0%	0.0%	0.0%	0.0%	0.0%	100.0%	0.0%	0.0%
835 LAKE COUNTY	272	87	32.0%	6.2	5.6	35	1.2	52.9%	22.4%	5.9%	16.5%	0.0%	0.0%	2.4%	37.2%	51.2%	11.6%
836 LEE COUNTY	45	15	33.3%	7.3	5.2	37	1.0	72.7%	18.2%	0.0%	9.1%	0.0%	0.0%	0.0%	66.7%	25.0%	8.3%
837 LEON COUNTY	34	11	32.4%	4.2	4.7	20	1.5	36.4%	18.2%	36.4%	0.0%	0.0%	9.1%	0.0%	45.5%	54.5%	0.0%
838 LEVY COUNTY	34	12	35.3%	3.1	3.9	12	1.0	54.5%	18.2%	9.1%	9.1%	0.0%	0.0%	9.1%	72.7%	27.3%	0.0%
839 LIBERTY COUNTY	62	11	17.7%	8.2	4.1	33	1.1	9.1%	45.5%	45.5%	0.0%	0.0%	0.0%	0.0%	54.5%	27.3%	18.2%
840 MADISON COUNTY	4	0	0.0%														
841 MANATEE COUNTY	62	21	33.9%	4.6	5.2	24	0.7	73.7%	10.5%	5.3%	5.3%	0.0%	5.3%	0.0%	57.9%	36.8%	5.3%
842 MARION COUNTY	82	32	39.0%	9.3	5.9	55	2.0	38.7%	32.3%	9.7%	16.1%	0.0%	3.2%	0.0%	46.9%	31.3%	21.9%
843 MARTIN COUNTY	11	5	45.5%	9.0	5.5	50	1.6	60.0%	0.0%	0.0%	40.0%	0.0%	0.0%	0.0%	80.0%	20.0%	0.0%
845 NASSAU COUNTY	99	18	18.2%	4.7	5.4	25	0.7	40.0%	6.7%	20.0%	33.3%	0.0%	0.0%	0.0%	33.3%	60.0%	6.7%
846 OKALOOSA COUNTY	14	4	28.6%	11.0	4.3	47	0.8	100.0%	0.0%	0.0%	0.0%	0.0%	0.0%	0.0%	100.0%	0.0%	0.0%
847 OKEECHOBEE COUNTY	4	4	100.0%	3.0	4.8	14	1.8	75.0%	25.0%	0.0%	0.0%	0.0%	0.0%	0.0%	25.0%	75.0%	0.0%
848 ORANGE COUNTY	58	19	32.8%	4.6	4.6	21	0.6	42.9%	7.1%	14.3%	28.6%	0.0%	0.0%	7.1%	60.0%	40.0%	0.0%
849 OSCEOLA COUNTY	133	40	30.1%	5.3	6.4	34	1.2	33.3%	28.2%	17.9%	15.4%	0.0%	0.0%	5.1%	43.6%	41.0%	15.4%
850 PALM BEACH COUNTY	7	2	28.6%	2.0	5.0	10	2.0	100.0%	0.0%	0.0%	0.0%	0.0%	0.0%	0.0%	0.0%	50.0%	50.0%
851 PASCO COUNTY	4	2	50.0%	3.0	5.5	17	2.0	100.0%	0.0%	0.0%	0.0%	0.0%	0.0%	0.0%	100.0%	0.0%	0.0%
852 PINELLAS COUNTY	4	2	50.0%	6.0	15.0	90	1.5	100.0%	0.0%	0.0%	0.0%	0.0%	0.0%	0.0%	100.0%	0.0%	0.0%
853 POLK COUNTY	211	62	29.4%	6.2	5.0	31	1.2	52.5%	16.9%	6.8%	18.6%	0.0%	0.0%	5.1%	57.6%	33.9%	8.5%
854 PUTNAM COUNTY	119	42	35.3%	6.0	6.2	37	1.2	41.0%	28.2%	10.3%	15.4%	0.0%	0.0%	5.1%	51.3%	30.8%	17.9%
855 SANTA ROSA COUNTY	58	21	36.2%	6.0	5.3	31	0.8	45.0%	15.0%	15.0%	15.0%	0.0%	0.0%	10.0%	60.0%	30.0%	10.0%
856 SARASOTA COUNTY	4	3	75.0%	5.3	5.5	29	1.3	66.7%	0.0%	0.0%	0.0%	0.0%	0.0%	33.3%	100.0%	0.0%	0.0%
857 SEMINOLE COUNTY	4	2	50.0%	18.5	7.0	130	1.5	50.0%	0.0%	0.0%	50.0%	0.0%	0.0%	0.0%	100.0%	0.0%	0.0%
858 ST. JOHNS COUNTY	194	57	29.4%	3.7	5.7	22	0.7	52.7%	14.5%	10.9%	12.7%	0.0%	0.0%	9.1%	44.6%	42.9%	12.5%
859 ST. LUCIE COUNTY	11	4	36.4%	5.3	5.3	28	2.0	100.0%	0.0%	0.0%	0.0%	0.0%	0.0%	0.0%	75.0%	25.0%	0.0%
860 SUMTER COUNTY	34	4	11.8%	3.3	4.3	14	1.3	25.0%	50.0%	0.0%	25.0%	0.0%	0.0%	0.0%	0.0%	100.0%	0.0%
861 SUWANNEE COUNTY	7	2	28.6%	8.5	8.0	68	2.0	0.0%	0.0%	100.0%	0.0%	0.0%	0.0%	0.0%	100.0%	0.0%	0.0%
862 TAYLOR COUNTY	4	1	25.0%	1.0	10.0	10	2.0	100.0%	0.0%	0.0%	0.0%	0.0%	0.0%	0.0%	100.0%	0.0%	0.0%
863 UNION COUNTY	14	6	42.9%	5.6	7.4	41	0.4	60.0%	20.0%	0.0%	0.0%	0.0%	0.0%	20.0%	60.0%	0.0%	40.0%
864 VOLUSIA COUNTY	34	9	26.5%	7.6	3.8	29	1.8	50.0%	12.5%	0.0%	37.5%	0.0%	0.0%	0.0%	75.0%	25.0%	0.0%
865 WAKULLA COUNTY	28	15	53.6%	3.2	6.4	20	1.6	28.6%	21.4%	35.7%	14.3%	0.0%	0.0%	0.0%	50.0%	50.0%	0.0%
866 WALTON COUNTY	62	20	32.3%	7.5	6.6	49	0.5	42.1%	5.3%	31.6%	0.0%	0.0%	0.0%	21.1%	52.6%	36.8%	10.5%
867 WASHINGTON COUNTY	45	5	11.1%	4.4	6.6	29	1.0	20.0%	0.0%	80.0%	0.0%	0.0%	0.0%	0.0%	20.0%	20.0%	60.0%
Statewide Totals/Averages:	6128	1951	31.8%	4.8	5.7	27	1.2	50.4%	20.6%	11.0%	12.1%	0.3%	0.5%	5.1%	39.8%	45.9%	14.3%

Q1 Did you have an alligator harvest permit in Florida in 2016?

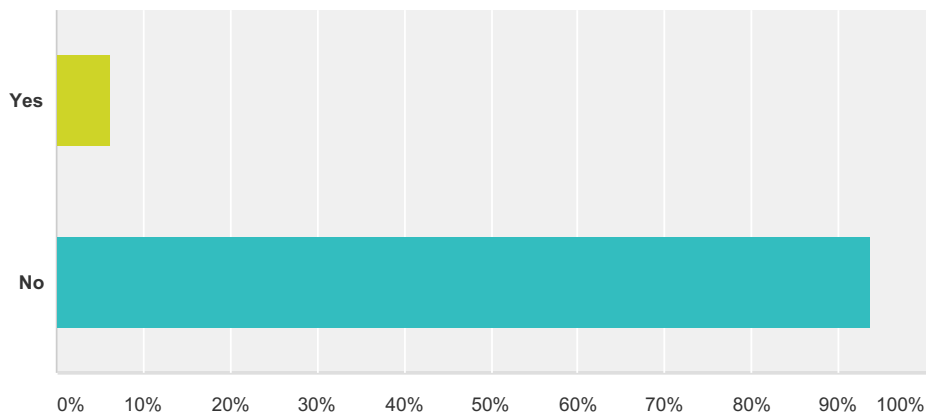
Answered: 1,981 Skipped: 0



Answer Choices	Responses
Yes	98.44% 1,950
No	1.56% 31
Total	1,981

Q2 Did you purchase more than one permit in your name?

Answered: 1,976 Skipped: 5



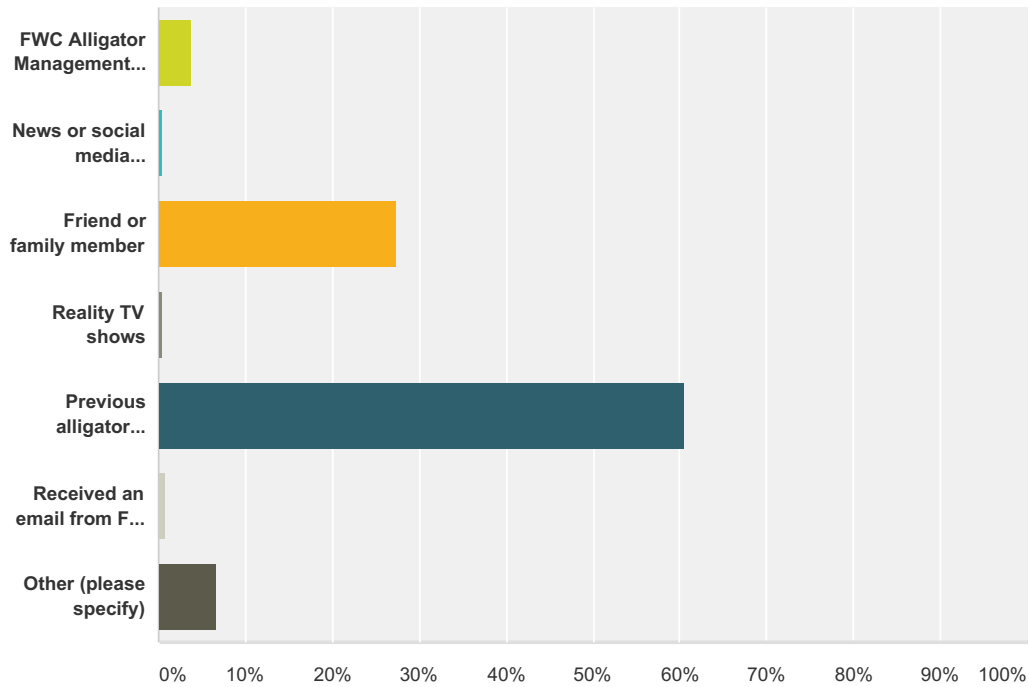
Answer Choices	Responses
Yes	6.22% 123
No	93.78% 1,853
Total	1,976

Q3 What most influenced your decision to

2016 Alligator Hunting Survey

apply for an alligator harvest permit?

Answered: 1,981 Skipped: 0

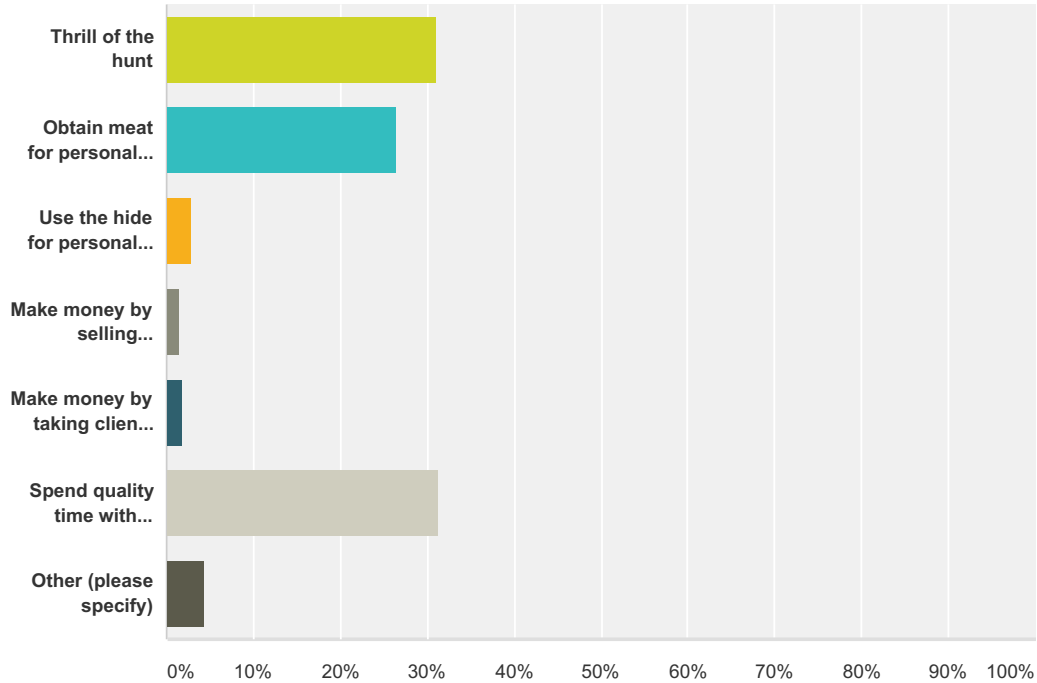


Answer Choices	Responses
FWC Alligator Management Program website	3.69% 73
News or social media (Facebook, Twitter)	0.40% 8
Friend or family member	27.26% 540
Reality TV shows	0.40% 8
Previous alligator hunting experience	60.58% 1,200
Received an email from FWC about the hunt	0.91% 18
Other (please specify)	6.76% 134
Total	1,981

Q4 What is the primary reason why you hunt alligators?

Answered: 1,981 Skipped: 0


2016 Alligator Hunting Survey



Answer Choices	Responses	
Thrill of the hunt	31.10%	616
Obtain meat for personal consumption	26.55%	526
Use the hide for personal products	2.98%	59
Make money by selling meat/hides	1.56%	31
Make money by taking clients hunting or guiding other hunters	1.97%	39
Spend quality time with family and friends	31.40%	622
Other (please specify)	4.44%	88
Total		1,981

Q5 What alligator management unit or county were you permitted to hunt? (If you had multiple permits, select the area for the first permit that you received.)(Select from drop-down menu)

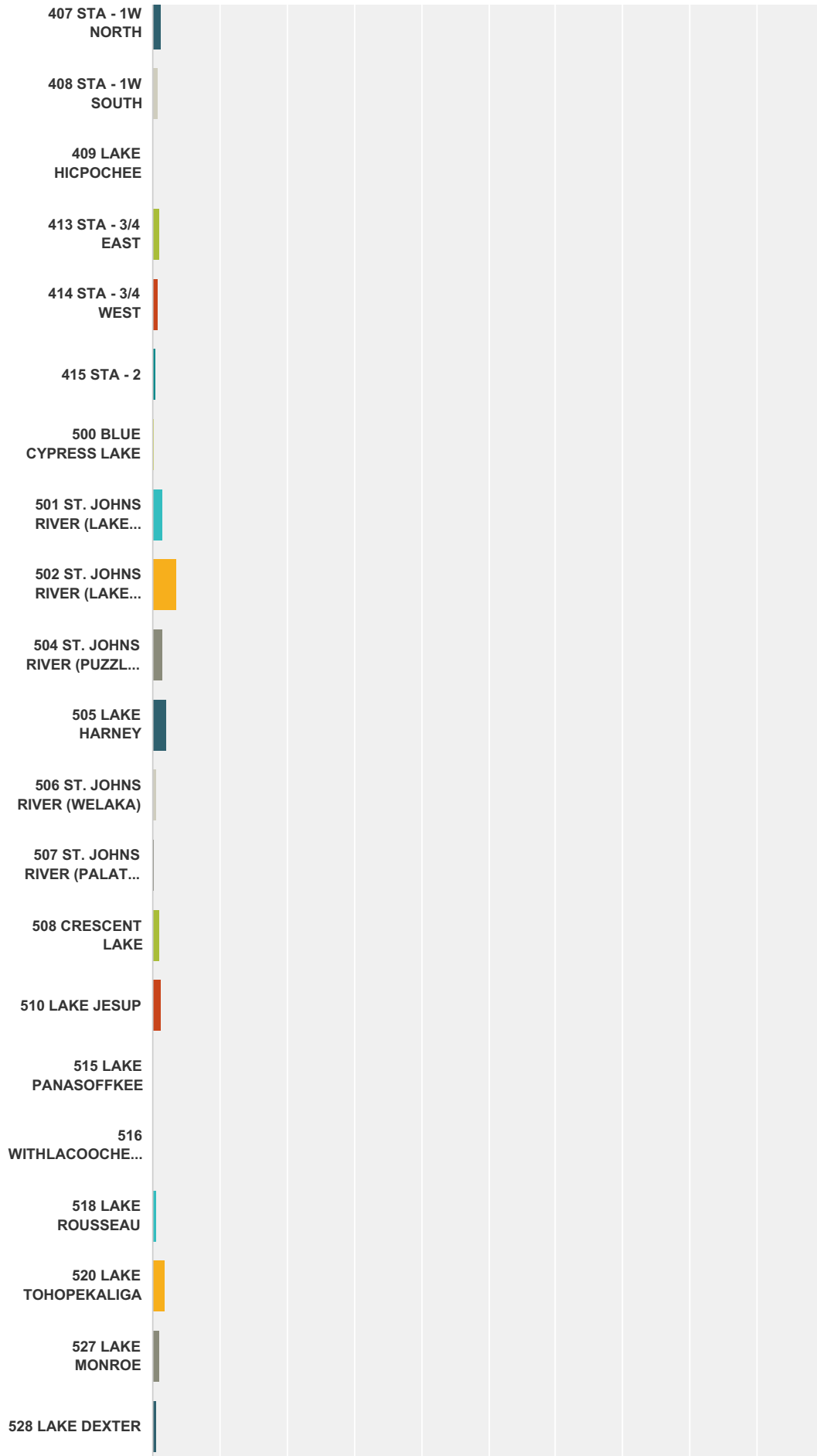
Answered: 1,981 Skipped: 0



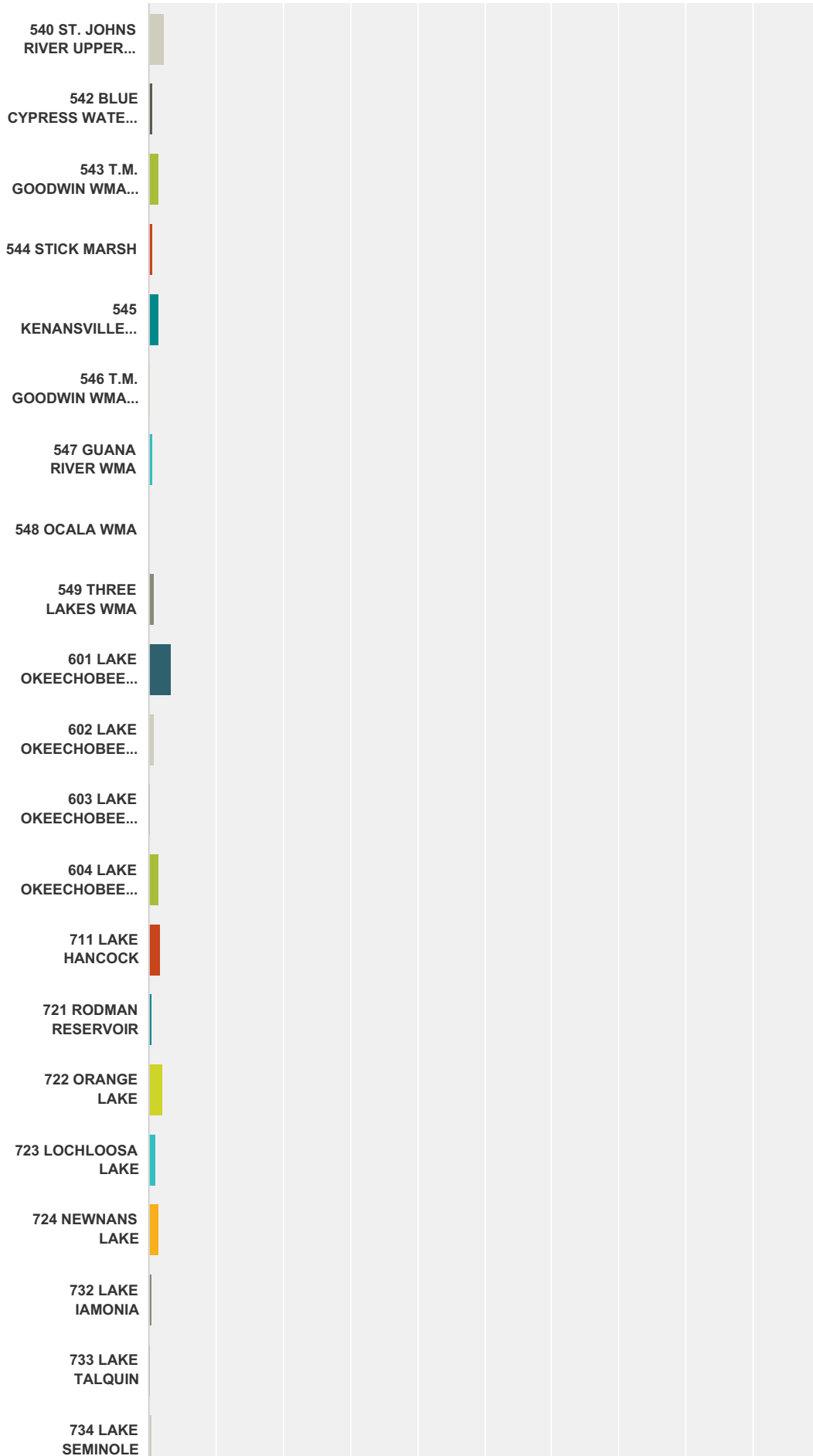
2016 Alligator Hunting Survey

K HATCHINEHA	
105 KISSIMMEE RIVER (POOL A)	
106 KISSIMMEE RIVER	
108 LAKE ARBUCKLE	
109 LAKE ISTOKPOGA	
110 LAKE KISSIMMEE	
112 TENOROC FMA	
115 LAKE WEOHYAKAPKA	
116 CYPRESS LAKE	
117 LAKE PARKER	
118 LAKE MANATEE	
119 PEACE RIVER NORTH	
120 PEACE RIVER SOUTH	
121 CALOOSAHATCH...	
303 LAKE MICCOSUKEE	
306 WACISSA RIVER	
401 LOXAHATCHEE NWR	
402 EVERGLADES WMA (WCA 2)	
404 EVERGLADES WMA (WCA 3)	
405 HOLEY LAND WMA	
406 STA - 5	


2016 Alligator Hunting Survey




2016 Alligator Hunting Survey



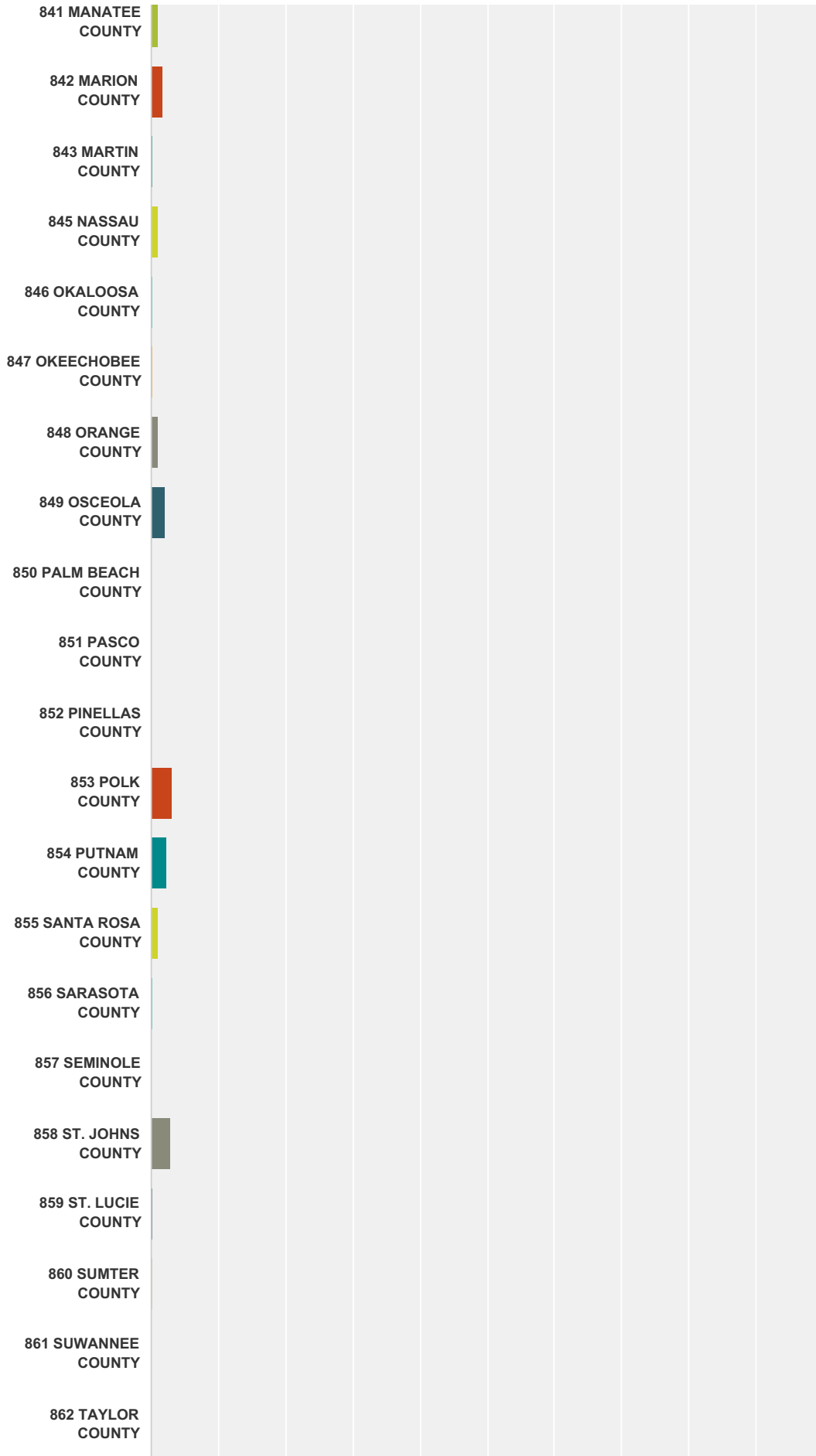
2016 Alligator Hunting Survey



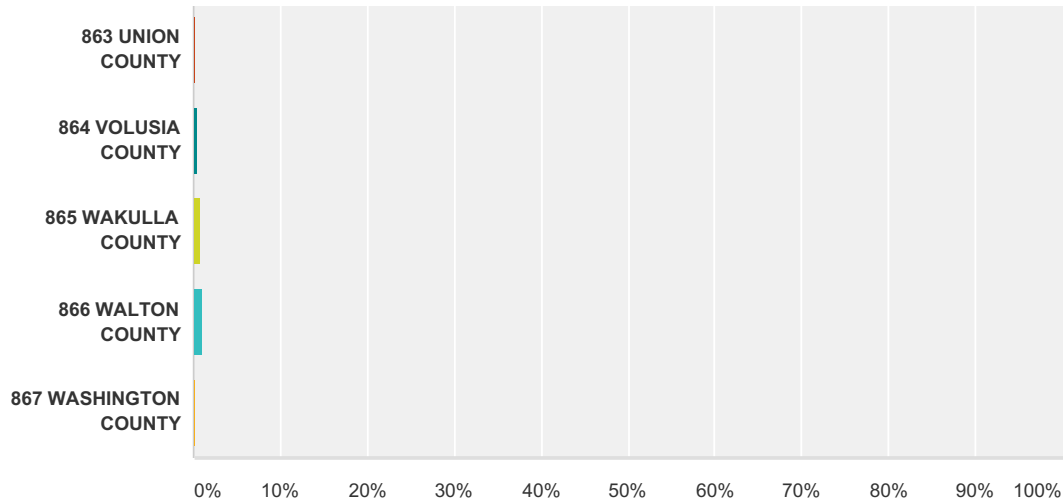
2016 Alligator Hunting Survey



2016 Alligator Hunting Survey



2016 Alligator Hunting Survey



Answer Choices	Responses	
101 LAKE PIERCE	0.20%	4
102 LAKE MARIAN	0.56%	11
103 KISSIMMEE RIVER (POOL E)	0.81%	16
104 LAKE HATCHINEHA	1.01%	20
105 KISSIMMEE RIVER (POOL A)	1.62%	32
106 KISSIMMEE RIVER	1.41%	28
108 LAKE ARBUCKLE	0.15%	3
109 LAKE ISTOKPOGA	1.21%	24
110 LAKE KISSIMMEE	3.43%	68
112 TENOROC FMA	0.05%	1
115 LAKE WEOHYAKAPKA	0.00%	0
116 CYPRESS LAKE	0.50%	10
117 LAKE PARKER	0.05%	1
118 LAKE MANATEE	0.10%	2
119 PEACE RIVER NORTH	0.05%	1
120 PEACE RIVER SOUTH	0.00%	0
121 CALOOSAHATCHEE RIVER	0.00%	0
303 LAKE MICCOSUKEE	0.35%	7
306 WACISSA RIVER	0.05%	1
401 LOXAHATCHEE NWR	0.15%	3
402 EVERGLADES WMA (WCA 2)	0.10%	2
404 EVERGLADES WMA (WCA 3)	0.50%	10

2016 Alligator Hunting Survey

405 HOLEY LAND WMA	0.15%	3
406 STA - 5	1.11%	22
407 STA - 1W NORTH	1.26%	25
408 STA - 1W SOUTH	0.91%	18
409 LAKE HICPOCHEE	0.05%	1
413 STA - 3/4 EAST	1.06%	21
414 STA - 3/4 WEST	0.81%	16
415 STA - 2	0.35%	7
500 BLUE CYPRESS LAKE	0.30%	6
501 ST. JOHNS RIVER (LAKE HELL N' BLAZES)	1.51%	30
502 ST. JOHNS RIVER (LAKE POINSETT)	3.48%	69
504 ST. JOHNS RIVER (PUZZLE LAKE)	1.51%	30
505 LAKE HARNEY	2.17%	43
506 ST. JOHNS RIVER (WELAKA)	0.56%	11
507 ST. JOHNS RIVER (PALATKA SOUTH)	0.30%	6
508 CRESCENT LAKE	1.01%	20
510 LAKE JESUP	1.21%	24
515 LAKE PANASOFFKEE	0.10%	2
516 WITHLACOOCHEE RIVER NORTH	0.00%	0
518 LAKE ROUSSEAU	0.56%	11
520 LAKE TOHOPEKALIGA	1.87%	37
527 LAKE MONROE	0.96%	19
528 LAKE DEXTER	0.56%	11
540 ST. JOHNS RIVER UPPER BASIN CANALS	2.22%	44
542 BLUE CYPRESS WATER MANAGEMENT AREA	0.56%	11
543 T.M. GOODWIN WMA (BROADMOOR UNIT)	1.41%	28
544 STICK MARSH	0.71%	14
545 KENANSVILLE LAKE	1.41%	28
546 T.M. GOODWIN WMA (GOODWIN UNIT)	0.25%	5
547 GUANA RIVER WMA	0.56%	11
548 OCALA WMA	0.00%	0
549 THREE LAKES WMA	0.76%	15
601 LAKE OKEECHOBEE (WEST)	3.33%	66
602 LAKE OKEECHOBEE (NORTH)	0.91%	18

2016 Alligator Hunting Survey

603 LAKE OKEECHOBEE (EAST)	0.15%	3
604 LAKE OKEECHOBEE (SOUTH)	1.41%	28
711 LAKE HANCOCK	1.77%	35
721 RODMAN RESERVOIR	0.40%	8
722 ORANGE LAKE	2.17%	43
723 LOCHLOOSA LAKE	0.96%	19
724 NEWNANS LAKE	1.51%	30
732 LAKE IAMONIA	0.40%	8
733 LAKE TALQUIN	0.15%	3
734 LAKE SEMINOLE	0.45%	9
741 LAKE TRAFFORD	0.40%	8
751 LAKE GEORGE	2.32%	46
801 ALACHUA COUNTY	0.91%	18
802 BAKER COUNTY	0.20%	4
803 BAY COUNTY	0.86%	17
804 BRADFORD COUNTY	0.35%	7
805 BREVARD COUNTY	0.45%	9
806 BROWARD COUNTY	0.10%	2
807 CALHOUN COUNTY	0.35%	7
808 CHARLOTTE COUNTY	0.71%	14
809 CITRUS COUNTY	0.61%	12
810 CLAY COUNTY	1.41%	28
811 COLLIER COUNTY	0.05%	1
812 COLUMBIA COUNTY	0.10%	2
814 DESOTO COUNTY	0.10%	2
815 DIXIE COUNTY	0.50%	10
816 DUVAL COUNTY	0.45%	9
817 ESCAMBIA COUNTY	0.56%	11
818 FLAGLER COUNTY	0.20%	4
819 FRANKLIN COUNTY	1.26%	25
820 GADSDEN COUNTY	0.15%	3
821 GILCHRIST COUNTY	0.05%	1
822 GLADES COUNTY	0.20%	4
823 GULF COUNTY	1.06%	21
824 HAMILTON COUNTY	0.05%	1

2016 Alligator Hunting Survey

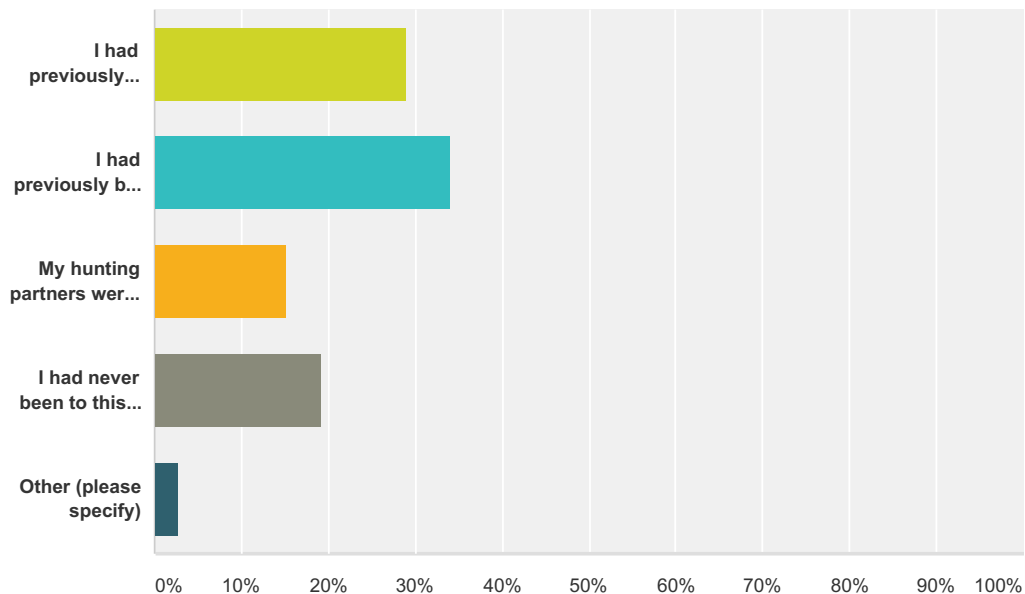
825 HARDEE COUNTY	0.05%	1
826 HENDRY COUNTY	0.20%	4
827 HERNANDO COUNTY	0.05%	1
828 HIGHLANDS COUNTY	1.26%	25
829 HILLSBOROUGH COUNTY	0.15%	3
830 HOLMES COUNTY	0.30%	6
831 INDIAN RIVER COUNTY	0.15%	3
832 JACKSON COUNTY	0.25%	5
833 JEFFERSON COUNTY	0.56%	11
834 LAFAYETTE COUNTY	0.05%	1
835 LAKE COUNTY	4.54%	90
836 LEE COUNTY	0.76%	15
837 LEON COUNTY	0.56%	11
838 LEVY COUNTY	0.61%	12
839 LIBERTY COUNTY	0.56%	11
840 MADISON COUNTY	0.00%	0
841 MANATEE COUNTY	1.11%	22
842 MARION COUNTY	1.67%	33
843 MARTIN COUNTY	0.30%	6
845 NASSAU COUNTY	0.96%	19
846 OKALOOSA COUNTY	0.20%	4
847 OKEECHOBEE COUNTY	0.20%	4
848 ORANGE COUNTY	1.01%	20
849 OSCEOLA COUNTY	2.07%	41
850 PALM BEACH COUNTY	0.10%	2
851 PASCO COUNTY	0.10%	2
852 PINELLAS COUNTY	0.10%	2
853 POLK COUNTY	3.13%	62
854 PUTNAM COUNTY	2.22%	44
855 SANTA ROSA COUNTY	1.11%	22
856 SARASOTA COUNTY	0.15%	3
857 SEMINOLE COUNTY	0.10%	2
858 ST. JOHNS COUNTY	2.98%	59
859 ST. LUCIE COUNTY	0.20%	4
860 SUMTER COUNTY	0.20%	4

2016 Alligator Hunting Survey

861 SUWANNEE COUNTY	0.10%	2
862 TAYLOR COUNTY	0.05%	1
863 UNION COUNTY	0.30%	6
864 VOLUSIA COUNTY	0.45%	9
865 WAKULLA COUNTY	0.76%	15
866 WALTON COUNTY	1.06%	21
867 WASHINGTON COUNTY	0.25%	5
Total		1,981

Q6 Prior to applying for this permit, what best describes your familiarity with the harvest unit that you listed above.

Answered: 1,981 Skipped: 0



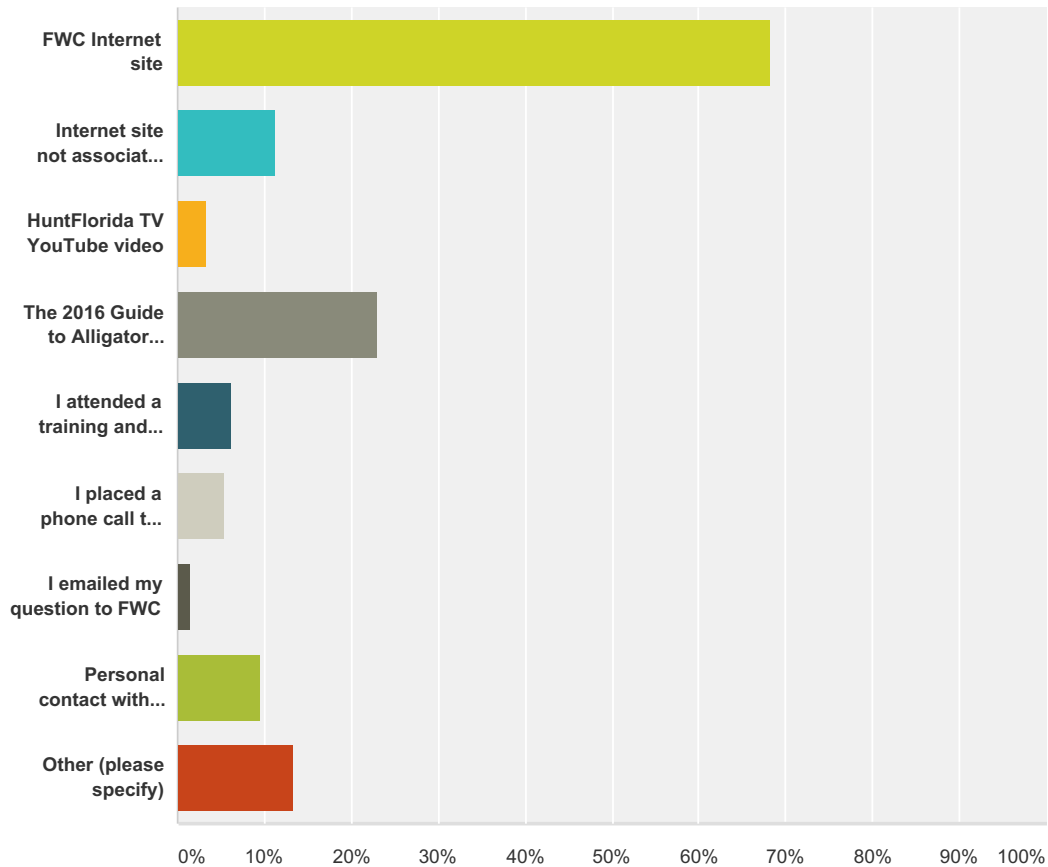
Answer Choices	Responses
I had previously hunted alligators on this harvest unit.	28.92% 573
I had previously been hunting, fishing, and/or boating on this harvest unit.	33.97% 673
My hunting partners were familiar with this harvest unit.	15.14% 300
I had never been to this harvest unit prior to my alligator hunt.	19.23% 381
Other (please specify)	2.73% 54
Total	1,981

Q7 Where did you find answers to questions that you had about hunting alligators or about your harvest unit?

2016 Alligator Hunting Survey

(Check all that apply.)

Answered: 1,981 Skipped: 0

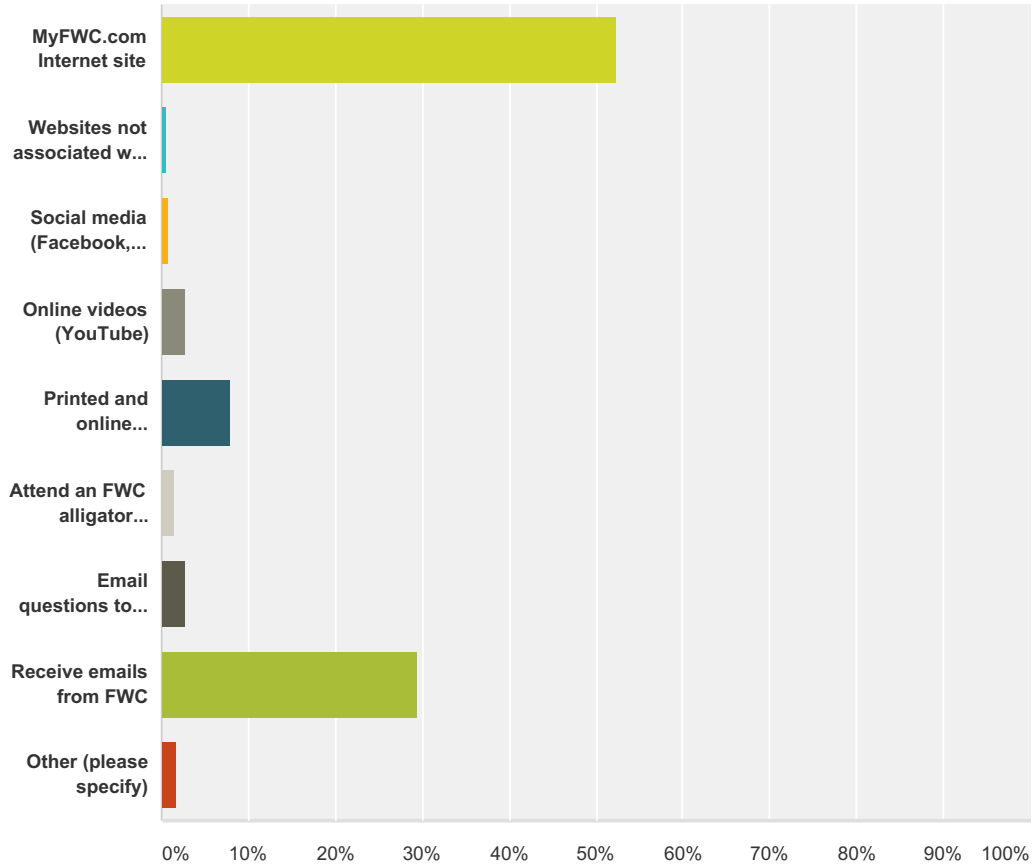


Answer Choices	Responses
FWC Internet site	68.35% 1,354
Internet site not associated with FWC	11.26% 223
HuntFlorida TV YouTube video	3.38% 67
The 2016 Guide to Alligator Hunting in Florida	22.92% 454
I attended a training and orientation class	6.21% 123
I placed a phone call to FWC	5.45% 108
I emailed my question to FWC	1.41% 28
Personal contact with an FWC Officer or biologist	9.59% 190
Other (please specify)	13.38% 265
Total Respondents: 1,981	

Q8 How do you prefer to receive information on alligator hunting?

Answered: 1,981 Skipped: 0

2016 Alligator Hunting Survey

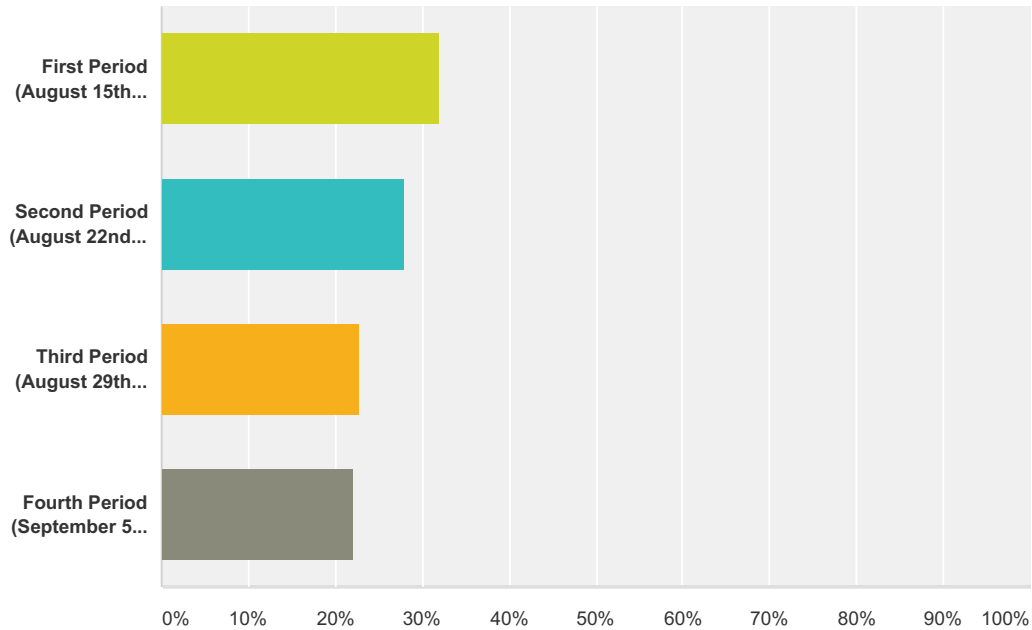


Answer Choices	Responses	
MyFWC.com Internet site	52.40%	1,038
Websites not associated with FWC	0.61%	12
Social media (Facebook, Twitter, etc.)	0.91%	18
Online videos (YouTube)	2.62%	52
Printed and online materials (alligator harvest training manual, alligator hunting guide, hunting handbook)	8.03%	159
Attend an FWC alligator harvest training class	1.46%	29
Email questions to FWC	2.73%	54
Receive emails from FWC	29.48%	584
Other (please specify)	1.77%	35
Total		1,981

Q9 What harvest period were you permitted for? (Check more than one if you received multiple permits.)

Answered: 1,981 Skipped: 0

2016 Alligator Hunting Survey



Answer Choices	Responses
First Period (August 15th through August 22nd)	31.90% 632
Second Period (August 22nd through August 29th)	27.92% 553
Third Period (August 29th through September 5th)	22.72% 450
Fourth Period (September 5th through September 12th)	22.21% 440
Total Respondents: 1,981	

Q10 How many nights did you hunt for alligators on your permit? Do not include nights when you helped other alligator hunters. (Please enter a whole number only.)

Answered: 1,886 Skipped: 95

Q11 Please estimate the average number of hours that you hunted alligators each night. Do not include time spent assisting other alligator hunters. (Please enter a whole number only.)

Answered: 1,883 Skipped: 98

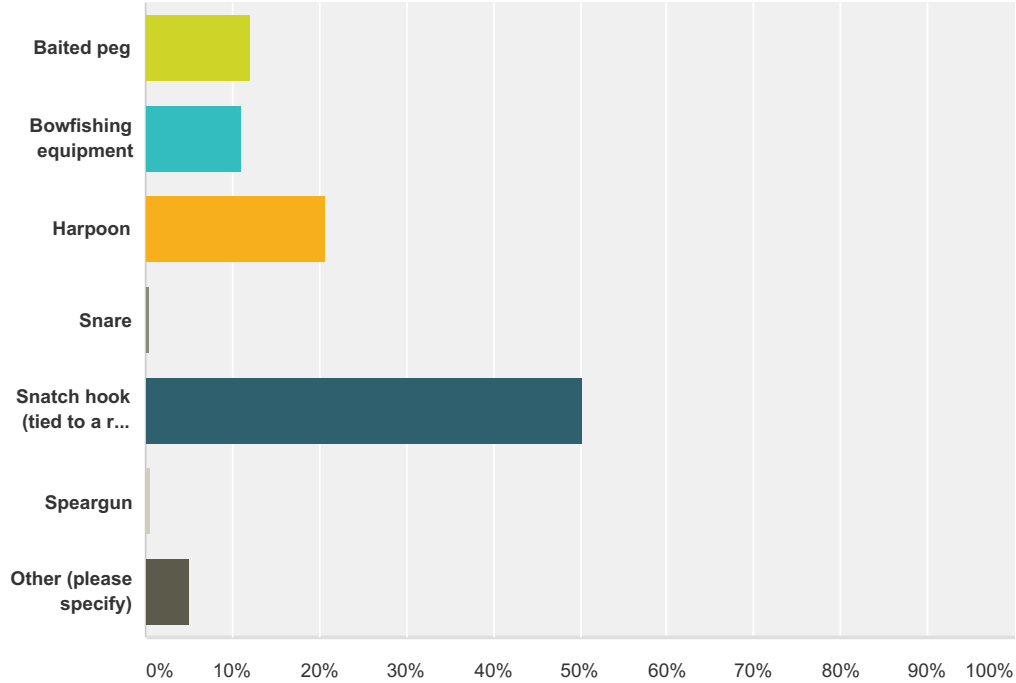
Q12 How many alligators did you harvest on your permit(s)? (Only count alligators harvested on permits in your name.)

2016 Alligator Hunting Survey

Answered: 1,897 Skipped: 84

Q13 What was the primary method of take that you used to hunt alligators?

Answered: 1,881 Skipped: 100

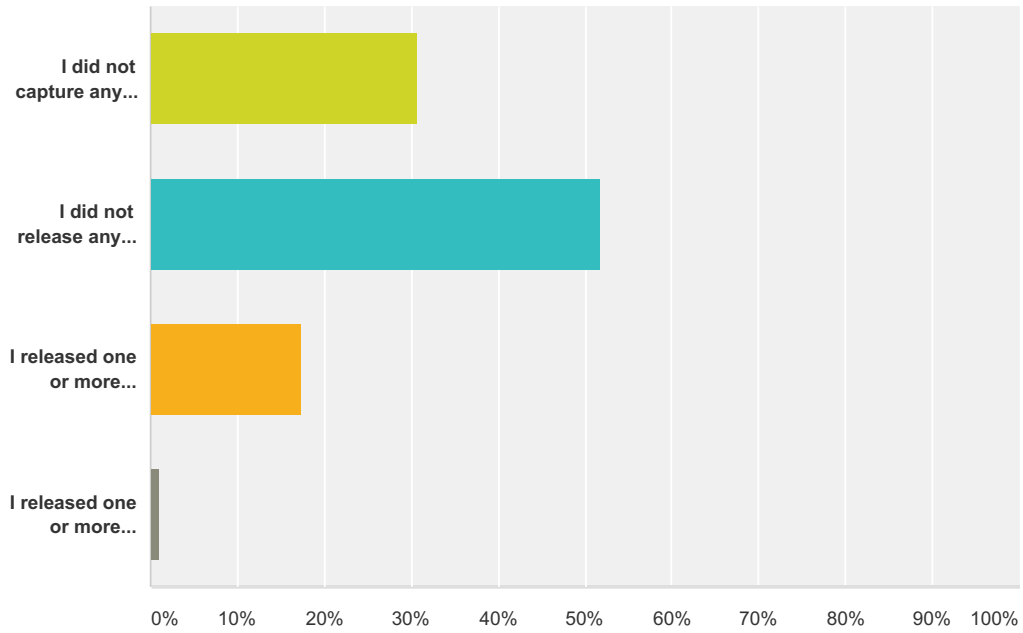


Answer Choices	Responses
Baited peg	12.12% 228
Bowfishing equipment	11.00% 207
Harpoon	20.57% 387
Snare	0.32% 6
Snatch hook (tied to a rod and reel or hand line)	50.40% 948
Speargun	0.53% 10
Other (please specify)	5.05% 95
Total	1,881

Q14 Did you release any alligators captured in the 2016 Statewide Alligator Harvest?

Answered: 1,897 Skipped: 84

2016 Alligator Hunting Survey

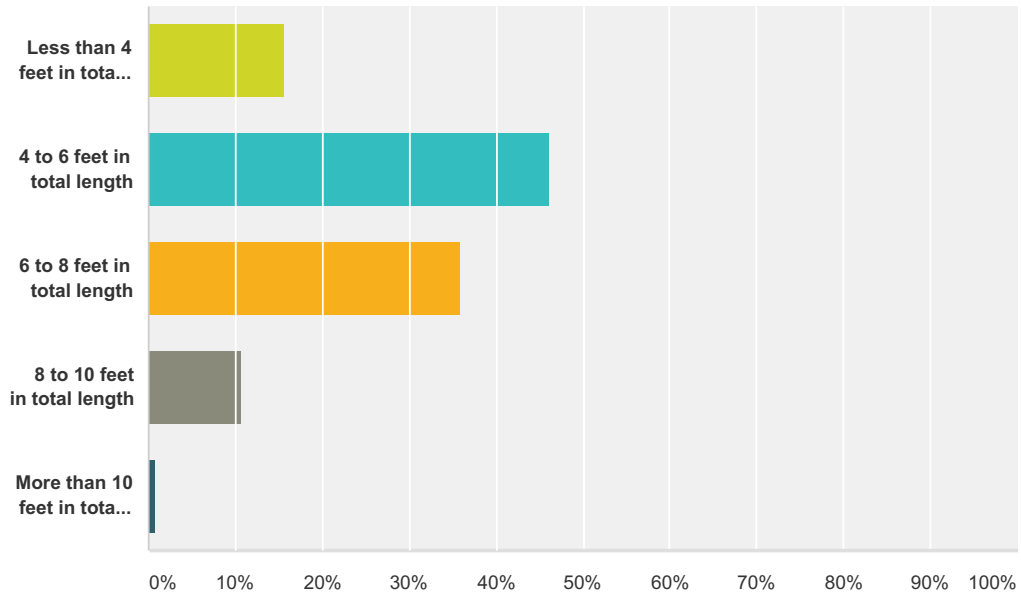


Answer Choices	Responses
I did not capture any alligators.	30.68% 582
I did not release any captured alligators.	51.82% 983
I released one or more alligators captured with a snatch hook.	17.29% 328
I released one or more alligators captured with a snare.	0.95% 18
Total Respondents: 1,897	

Q15 If you released any alligators that were captured on your permit in 2016, what was the size of the alligator(s)?

Answered: 385 Skipped: 1,596

2016 Alligator Hunting Survey

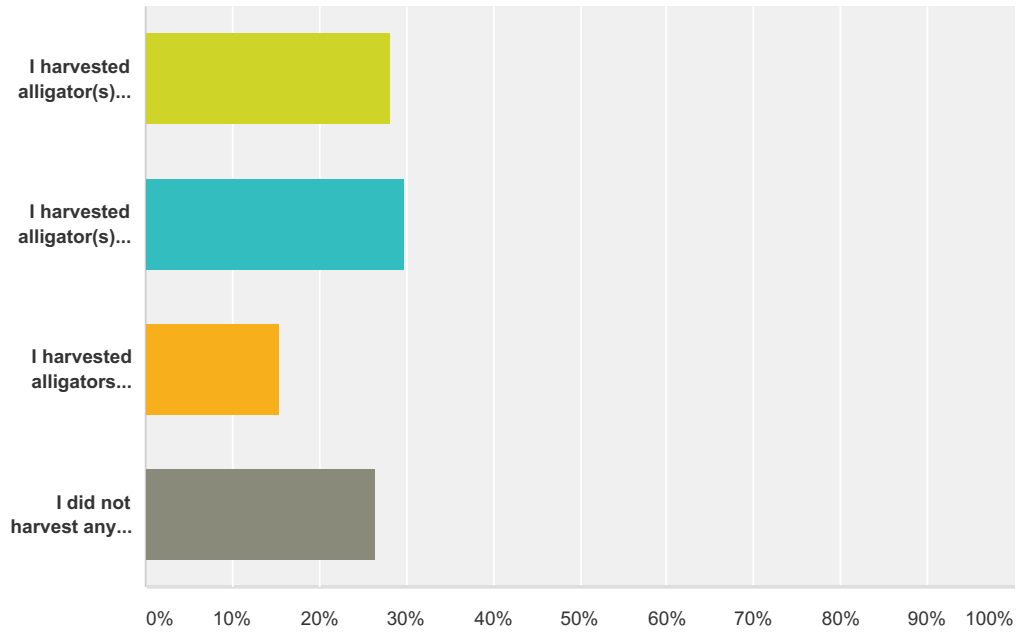


Answer Choices	Responses
Less than 4 feet in total length	15.58% 60
4 to 6 feet in total length	46.23% 178
6 to 8 feet in total length	35.84% 138
8 to 10 feet in total length	10.65% 41
More than 10 feet in total length	0.78% 3
Total Respondents: 385	

Q16 During which harvest periods did you take alligators using your permit (not as an agent)?

Answered: 1,839 Skipped: 142

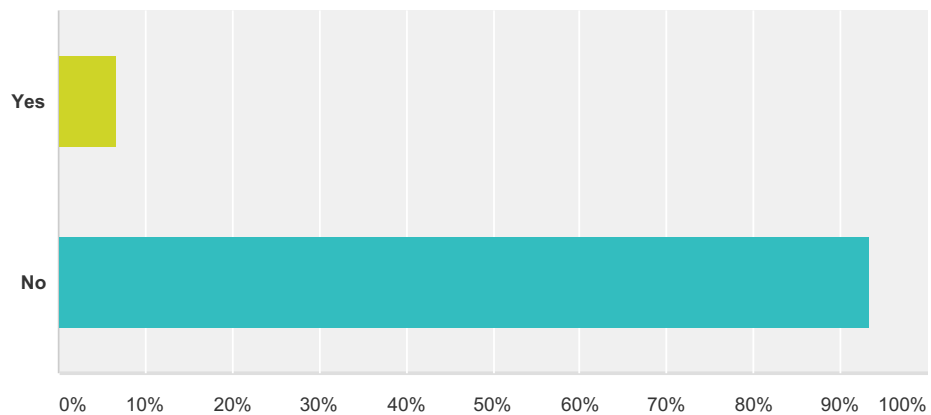
2016 Alligator Hunting Survey



Answer Choices	Responses	
I harvested alligator(s) during my quota period (periods 1 - 4, August 15 - September 12).	28.11%	517
I harvested alligator(s) during the open period (September 12 - November 1).	29.91%	550
I harvested alligators during both the quota period and the open period.	15.39%	283
I did not harvest any alligators.	26.59%	489
Total		1,839

Q17 Did you pay a guide to take you on your hunt?

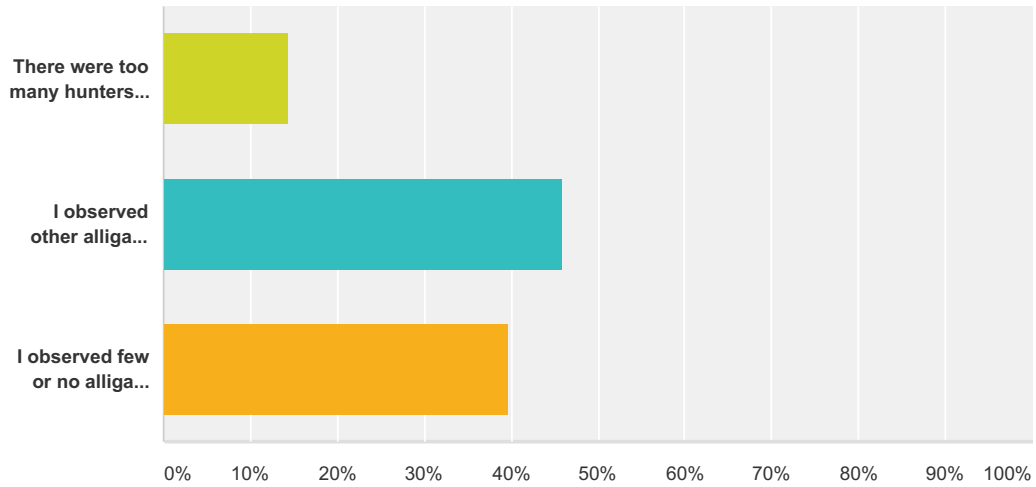
Answered: 1,897 Skipped: 84



Answer Choices	Responses	
Yes	6.75%	128
No	93.25%	1,769

Q18 How did the number of alligator hunters that you observed affect your alligator hunting experience?

Answered: 1,897 Skipped: 84

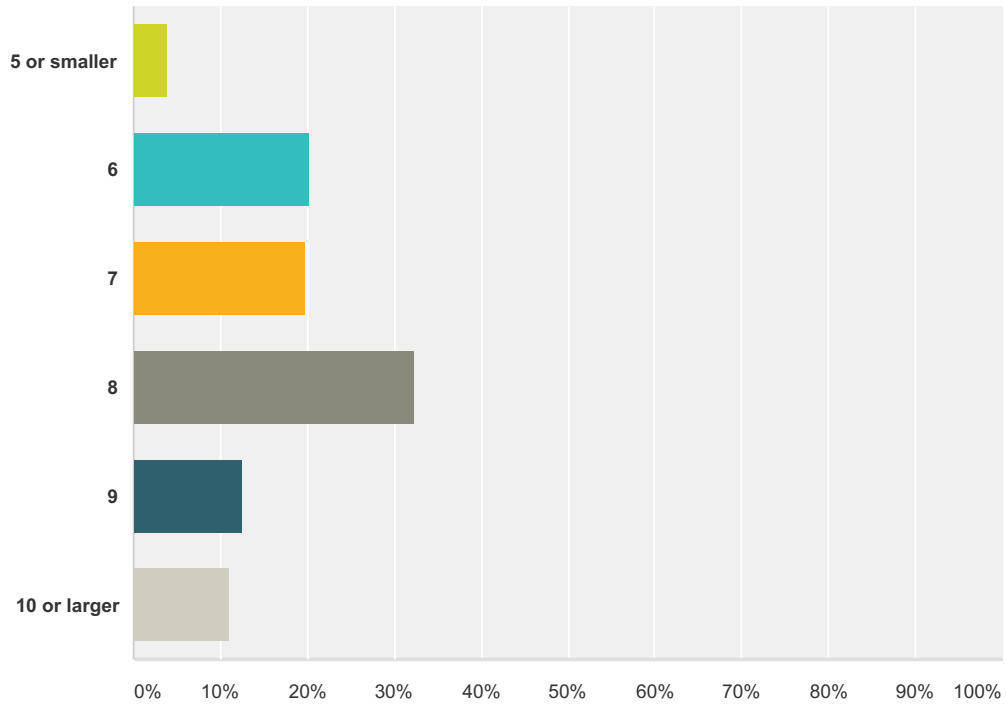


Answer Choices	Responses
There were too many hunters on my unit, which greatly reduced the quality of the experience.	14.34% 272
I observed other alligator hunters, but it did not affect the quality of the experience.	45.91% 871
I observed few or no alligator hunters.	39.75% 754
Total	1,897

Q19 What is the smallest size alligator that you would want to harvest on your hunt? (The choices are total length in feet.)

Answered: 1,897 Skipped: 84

2016 Alligator Hunting Survey

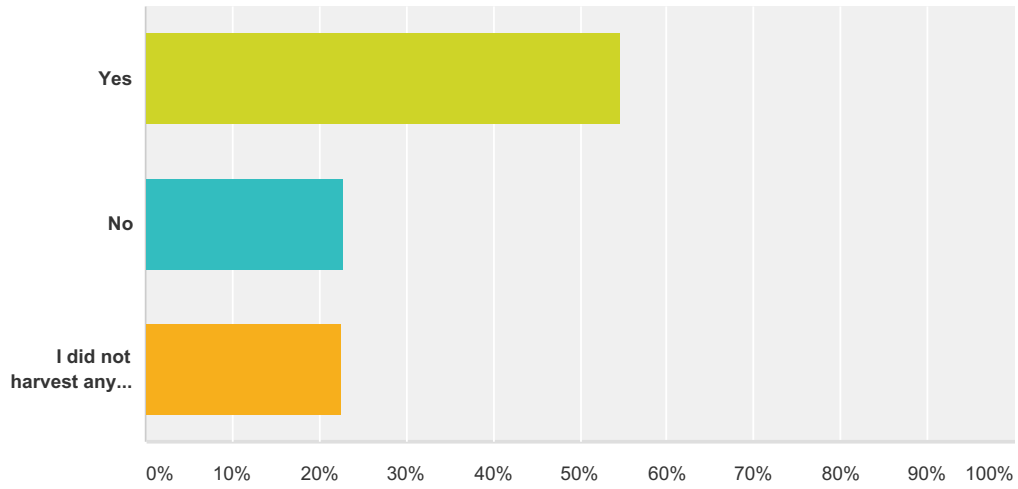


Answer Choices	Responses
5 or smaller	3.95% 75
6	20.35% 386
7	19.77% 375
8	32.37% 614
9	12.55% 238
10 or larger	11.02% 209
Total	1,897

Q20 Were you able to harvest the size alligator(s) you were interested in?

Answered: 1,897 Skipped: 84

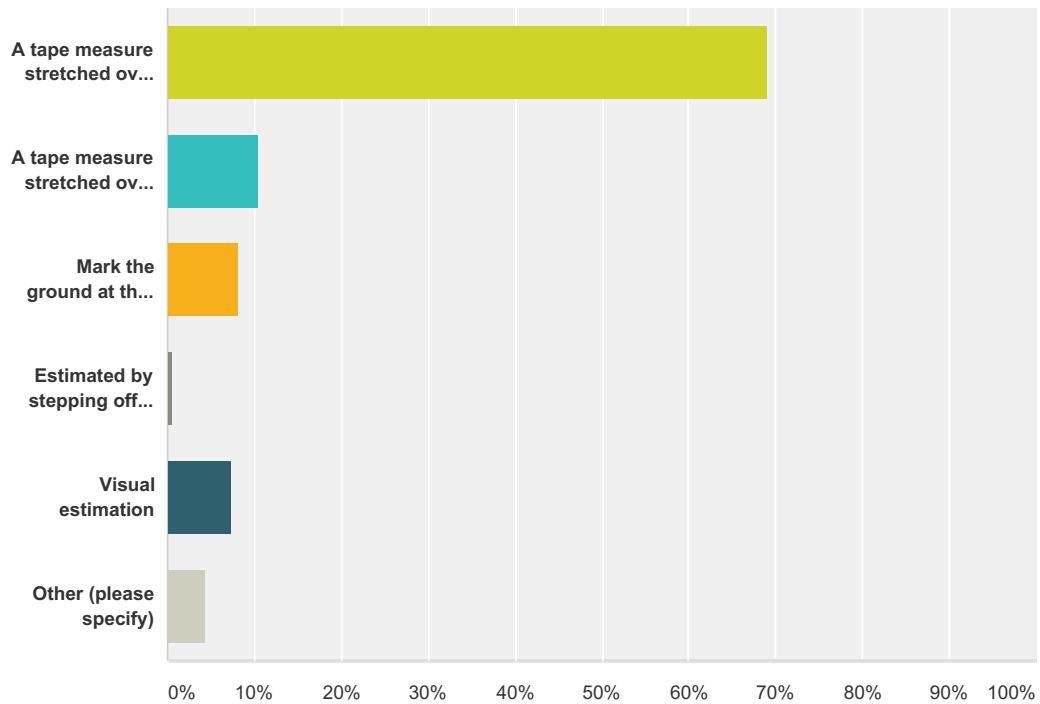
2016 Alligator Hunting Survey



Answer Choices	Responses	Count
Yes	54.77%	1,039
No	22.77%	432
I did not harvest any alligators	22.46%	426
Total		1,897

Q21 What method did you use to measure your alligator's length?

Answered: 1,630 Skipped: 351



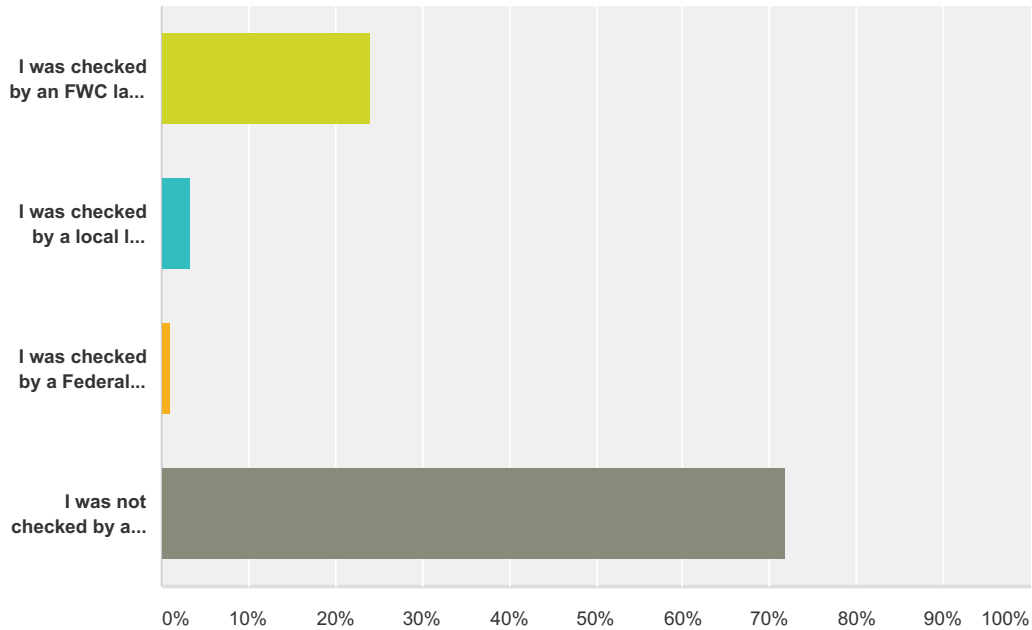
Answer Choices	Responses
----------------	-----------

2016 Alligator Hunting Survey

A tape measure stretched over the alligator's back	69.20%	1,128
A tape measure stretched over the alligator's belly	10.37%	169
Mark the ground at the tip of the tail and snout, and measure between the marks.	8.16%	133
Estimated by stepping off the alligator's length	0.55%	9
Visual estimation	7.24%	118
Other (please specify)	4.48%	73
Total		1,630

Q22 Were you checked by a law enforcement officer while alligator hunting in 2016?

Answered: 1,897 Skipped: 84

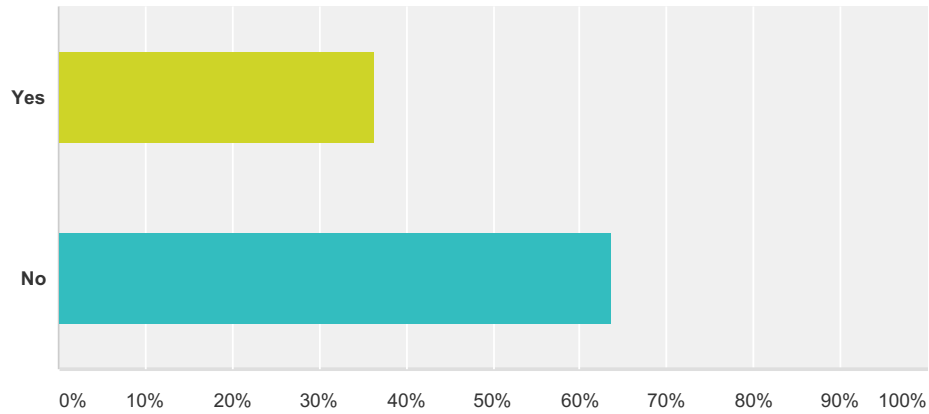


Answer Choices	Responses
I was checked by an FWC law enforcement officer	23.99% 455
I was checked by a local law enforcement officer	3.32% 63
I was checked by a Federal law enforcement officer	0.95% 18
I was not checked by a law enforcement officer	71.74% 1,361
Total	1,897

Q23 Did you sell your alligator carcass(es) or hide(s) to a licensed alligator processor or hide dealer?

Answered: 1,649 Skipped: 332

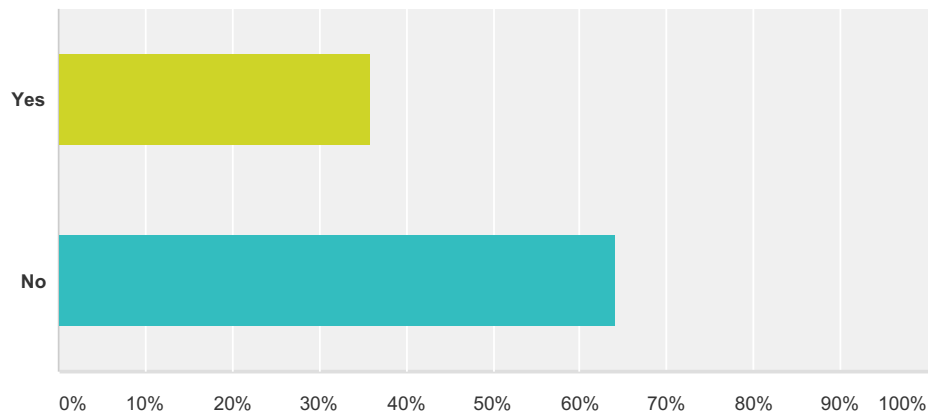
2016 Alligator Hunting Survey



Answer Choices	Responses	Count
Yes	36.39%	600
No	63.61%	1,049
Total		1,649

Q24 Did you process any of your alligator carcass(es) yourself?

Answered: 1,641 Skipped: 340

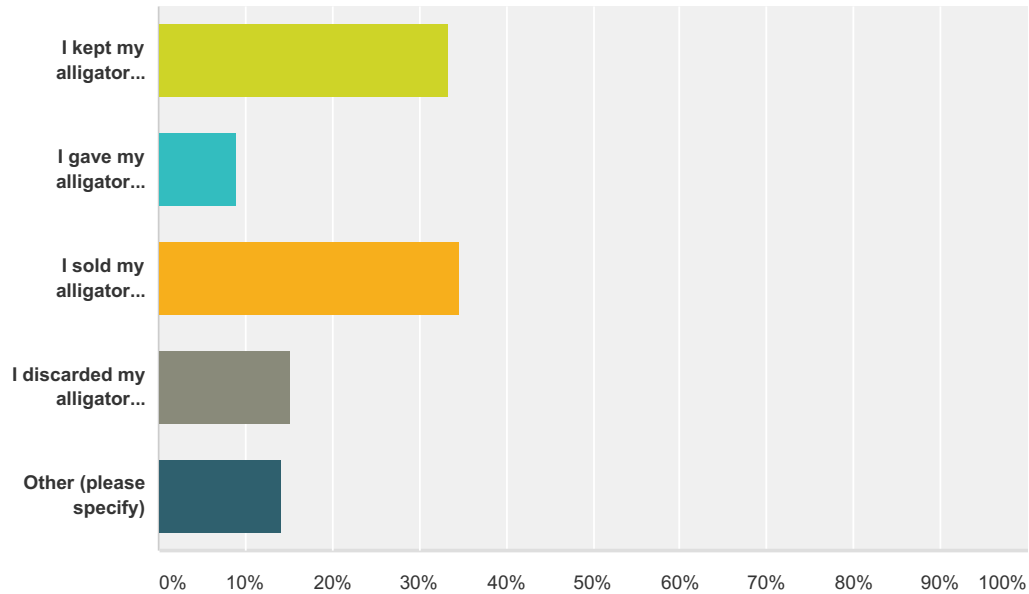


Answer Choices	Responses	Count
Yes	35.83%	588
No	64.17%	1,053
Total		1,641

Q25 What did you do with your alligator hides? (Select all that apply.)

Answered: 1,510 Skipped: 471

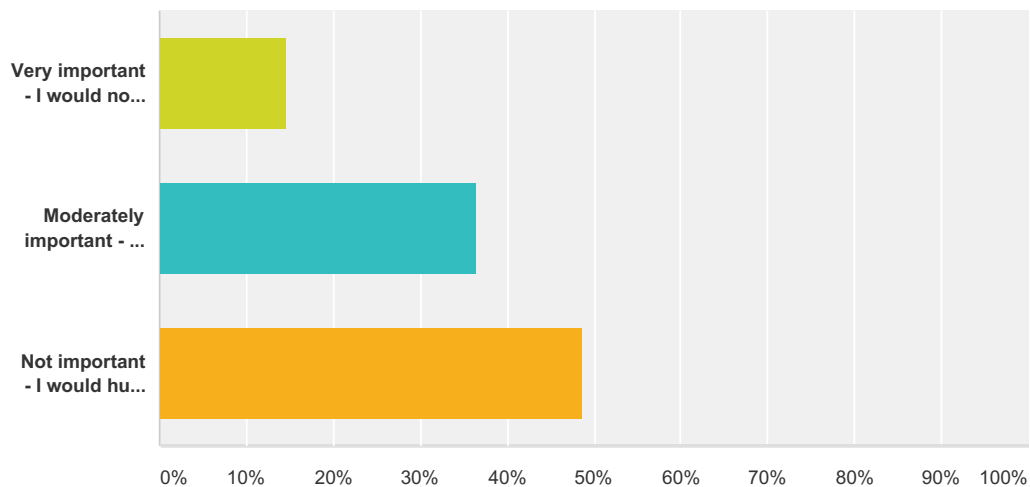
2016 Alligator Hunting Survey



Answer Choices	Responses
I kept my alligator hide(s) as a trophy (to be tanned or taxidermy mounted)	33.44% 505
I gave my alligator hide(s) to someone else	9.01% 136
I sold my alligator hide(s) to a processor or hide dealer	34.64% 523
I discarded my alligator hide(s)	15.17% 229
Other (please specify)	14.11% 213
Total Respondents: 1,510	

Q26 How important is it to you to be able to sell the hides and/or carcasses of alligators that you take?

Answered: 1,687 Skipped: 294

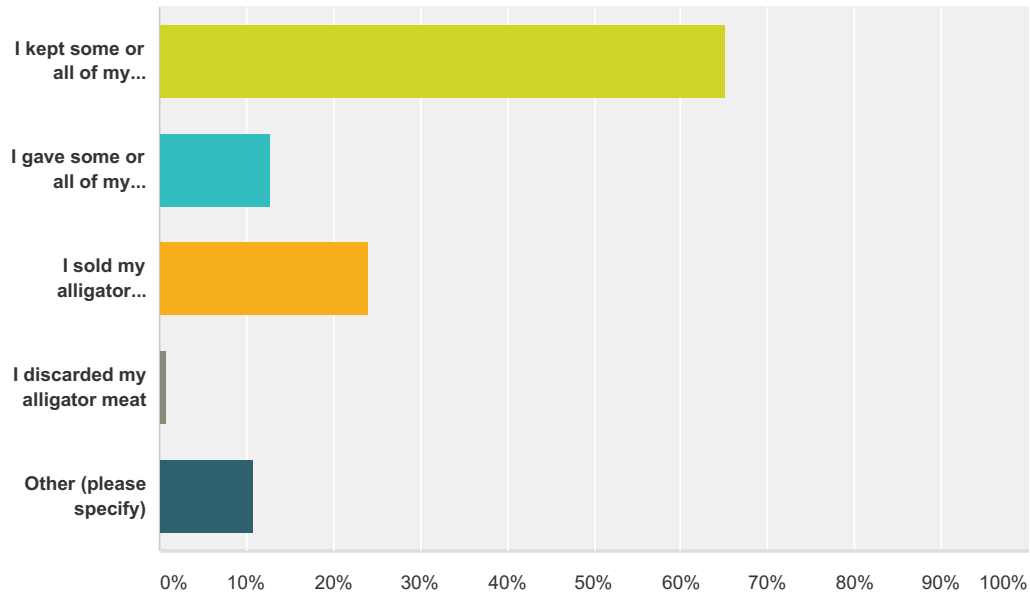


2016 Alligator Hunting Survey

Answer Choices	Responses	
Very important - I would not hunt alligators if I couldn't sell the hides or carcasses.	14.64%	247
Moderately important - I would like to sell my alligator hides and/or carcasses to help pay for the hunt.	36.63%	618
Not important - I would hunt alligators even if I could not sell them.	48.73%	822
Total	1,687	

Q27 What did you do with your alligator meat? (Select all that apply.)

Answered: 1,525 Skipped: 456

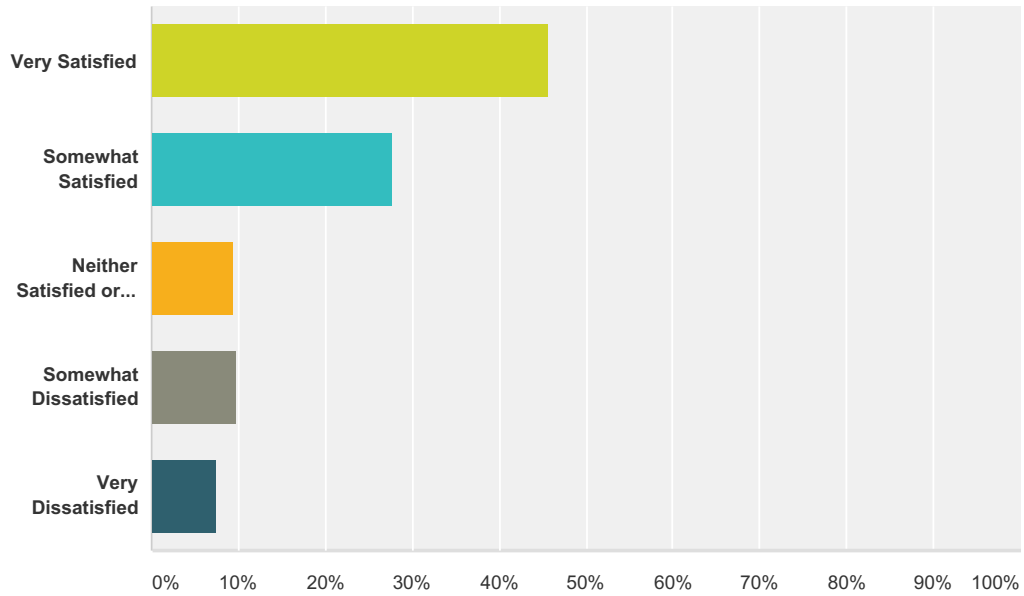


Answer Choices	Responses	
I kept some or all of my alligator meat for personal consumption	65.11%	993
I gave some or all of my alligator meat to someone else	12.66%	193
I sold my alligator carcass to a processor	23.93%	365
I discarded my alligator meat	0.79%	12
Other (please specify)	10.89%	166
Total Respondents: 1,525		

Q28 Overall, how satisfied were you with the 2016 alligator hunt?

Answered: 1,848 Skipped: 133

2016 Alligator Hunting Survey



Answer Choices	Responses
Very Satisfied	45.62% 843
Somewhat Satisfied	27.81% 514
Neither Satisfied or Dissatisfied	9.31% 172
Somewhat Dissatisfied	9.74% 180
Very Dissatisfied	7.52% 139
Total	1,848

Q29 If you would like to give us any comments on the Statewide Alligator Harvest Program, please use the text box below.

Answered: 591 Skipped: 1,390

From: survey-noreply@smo.surveymonkey.com on behalf of steve.stiegler@myfwc.com via surveymonkey.com <member@surveymonkey.com>
Sent: Monday, November 21, 2016 4:47 PM
To:
Subject: 2016 Alligator Hunting Survey

2016 Alligator Hunting Survey

Dear Alligator Harvest Permit Holder,

The Florida Fish and Wildlife Conservation Commission would like your cooperation to collect information on the Statewide Alligator Harvest Program. We hope to use the information gathered from this short survey to learn about and provide better service to our customers. The survey should take only about 10 minutes of your time. For your input to be included, please respond by Dec. 19.

Thank you in advance for your participation in the survey and your interest in Florida's Alligator Management Program.

Steve Stiegler
Alligator Management Program
Florida Fish & Wildlife Conservation Commission
620 S. Meridian Street
Tallahassee, FL 32399-1600
Visit <http://MyFWC.com/alligator>

[Begin Survey](#)

Please do not forward this email as its survey link is unique to you.
[Unsubscribe](#) from this list

Powered by  **SurveyMonkey**



Florida Fish and Wildlife Conservation Commission
MyFWC.com

2016 Alligator Hunting Survey

Dear Alligator Harvest Permit Holder,

The Florida Fish and Wildlife Conservation Commission would like your cooperation to collect information on the Statewide Alligator Harvest Program. We hope to use the information gathered from this short survey to learn about and provide better service to our customers. The survey should take only about 10 minutes of your time. Please answer each question carefully. Answers that are required are indicated with an asterisk (*). If you do not respond to a required question, you will be prompted to give an answer. For your information to be included, please complete this survey by Dec. 23.

Thank you in advance for your participation in the survey and your interest in Florida's Alligator Management Program.

* 1. Did you have an alligator harvest permit in Florida in 2016?

Yes

No

2. Did you purchase more than one permit in your name?

Yes

No

If "yes," then how many permits did you buy?

* 3. What most influenced your decision to apply for an alligator harvest permit?

- FWC Alligator Management Program website
- News or social media (Facebook, Twitter)
- Friend or family member
- Reality TV shows
- Previous alligator hunting experience
- Received an email from FWC about the hunt
- Other (please specify)

* 4. What is the primary reason why you hunt alligators?

- Thrill of the hunt
- Obtain meat for personal consumption
- Use the hide for personal products
- Make money by selling meat/hides
- Make money by taking clients hunting or guiding other hunters
- Spend quality time with family and friends
- Other (please specify)

* 5. What alligator management unit or county were you permitted to hunt? (If you had multiple permits, select the area for the first permit that you received.)

(Select from drop-down menu)

* 6. Prior to applying for this permit, what best describes your familiarity with the harvest unit that you listed above.

- I had previously hunted alligators on this harvest unit.
- I had previously been hunting, fishing, and/or boating on this harvest unit.
- My hunting partners were familiar with this harvest unit.
- I had never been to this harvest unit prior to my alligator hunt.
- Other (please specify)

* 7. Where did you find answers to questions that you had about hunting alligators or about your harvest unit? (Check all that apply.)

- FWC Internet site
- Internet site not associated with FWC
- HuntFlorida TV YouTube video
- The 2016 Guide to Alligator Hunting in Florida
- I attended a training and orientation class
- I placed a phone call to FWC
- I emailed my question to FWC
- Personal contact with an FWC Officer or biologist
- Other (please specify)

* 8. How do you prefer to receive information on alligator hunting?

- MyFWC.com Internet site
- Websites not associated with FWC
- Social media (Facebook, Twitter, etc.)
- Online videos (YouTube)
- Printed and online materials (alligator harvest training manual, alligator hunting guide, hunting handbook)
- Attend an FWC alligator harvest training class
- Email questions to FWC
- Receive emails from FWC
- Other (please specify)

* 9. What harvest period were you permitted for? (Check more than one if you received multiple permits.)

- First Period (August 15th through August 22nd)
- Second Period (August 22nd through August 29th)
- Third Period (August 29th through September 5th)
- Fourth Period (September 5th through September 12th)



2016 Alligator Hunting Survey

Page 2 of 4

10. How many nights did you hunt for alligators on your permit? Do not include nights when you helped other alligator hunters. (Please enter a whole number only.)

11. Please estimate the average number of hours that you hunted alligators each night. Do not include time spent assisting other alligator hunters. (Please enter a whole number only.)

* 12. How many alligators did you harvest on your permit(s)? (Only count alligators harvested on permits in your name.)

13. What was the primary method of take that you used to hunt alligators?

- Baited peg
- Bowfishing equipment
- Harpoon
- Snare
- Snatch hook (tied to a rod and reel or hand line)
- Speargun
- Other (please specify)

* 14. Did you release any alligators captured in the 2016 Statewide Alligator Harvest?

- I did not capture any alligators.
- I did not release any captured alligators.
- I released one or more alligators captured with a snatch hook.
- I released one or more alligators captured with a snare.

How many alligators did you release?

15. If you released any alligators that were captured on your permit in 2016, what was the size of the alligator(s)?

- Less than 4 feet in total length
- 4 to 6 feet in total length
- 6 to 8 feet in total length
- 8 to 10 feet in total length
- More than 10 feet in total length

16. During which harvest periods did you take alligators using your permit (not as an agent)?

- I harvested alligator(s) during my quota period (periods 1 - 4, August 15 - September 12).
- I harvested alligator(s) during the open period (September 12 - November 1).
- I harvested alligators during both the quota period and the open period.
- I did not harvest any alligators.

* 17. Did you pay a guide to take you on your hunt?

- Yes
- No

* 18. How did the number of alligator hunters that you observed affect your alligator hunting experience?

- There were too many hunters on my unit, which greatly reduced the quality of the experience.
- I observed other alligator hunters, but it did not affect the quality of the experience.
- I observed few or no alligator hunters.

* 19. What is the smallest size alligator that you would want to harvest on your hunt? (The choices are total length in feet.)

- 5 or smaller 6 7 8 9 10 or larger

* 20. Were you able to harvest the size alligator(s) you were interested in?

- Yes
 No
 I did not harvest any alligators

21. What method did you use to measure your alligator's length?

- A tape measure stretched over the alligator's back
 A tape measure stretched over the alligator's belly
 Mark the ground at the tip of the tail and snout, and measure between the marks.
 Estimated by stepping off the alligator's length
 Visual estimation
 Other (please specify)

* 22. Were you checked by a law enforcement officer while alligator hunting in 2016?

- I was checked by an FWC law enforcement officer
 I was checked by a local law enforcement officer
 I was checked by a Federal law enforcement officer
 I was not checked by a law enforcement officer



2016 Alligator Hunting Survey

Page 3 of 4

The FWC would like to know how alligators taken in the Statewide Alligator Harvest Program are being used, so please answer the following questions. If you did not harvest any alligators, please proceed to Page 4.

23. Did you sell your alligator carcass(es) or hide(s) to a licensed alligator processor or hide dealer?

- Yes
 No

If yes, then how many did you sell?

24. Did you process any of your alligator carcass(es) yourself?

- Yes
 No

If yes, how many did you process?

25. What did you do with your alligator hides? (Select all that apply.)

- I kept my alligator hide(s) as a trophy (to be tanned or taxidermy mounted)
 I gave my alligator hide(s) to someone else
 I sold my alligator hide(s) to a processor or hide dealer
 I discarded my alligator hide(s)
 Other (please specify)

26. How important is it to you to be able to sell the hides and/or carcasses of alligators that you take?

- Very important - I would not hunt alligators if I couldn't sell the hides or carcasses.
- Moderately important - I would like to sell my alligator hides and/or carcasses to help pay for the hunt.
- Not important - I would hunt alligators even if I could not sell them.

27. What did you do with your alligator meat? (Select all that apply.)

- I kept some or all of my alligator meat for personal consumption
- I gave some or all of my alligator meat to someone else
- I sold my alligator carcass to a processor
- I discarded my alligator meat
- Other (please specify)



2016 Alligator Hunting Survey

Page 4

After completing the questions below, please click the "Submit Survey" button to enter your survey. Thank you for participating in the Statewide Alligator Harvest Program. For more information on Florida's Alligator Management Program, go to <http://MyFWC.com/alligator>.

28. Overall, how satisfied were you with the 2016 alligator hunt?

- Very Satisfied
- Somewhat Satisfied
- Neither Satisfied or Dissatisfied
- Somewhat Dissatisfied
- Very Dissatisfied

What is the primary reason for your satisfaction or dissatisfaction?

29. If you would like to give us any comments on the Statewide Alligator Harvest Program, please use the text box below.