



Beijing 2008



Archery

9-15 August

OFFICIAL RESULTS BOOK





START LIST BY NOC

NOC 靶位表 / LISTE DE DÉPART PAR CNO

| | | | |
|----------------------------------|----------------------|-----------------------|-------------|
| World Record 72 Arrows: | 682 PARK Sung-Hyun | KOR Athens (GRE) | 12 AUG 2004 |
| Olympic Record 72 Arrows: | 673 HERASYMENKO Lina | UKR Atlanta, GA (USA) | 28 JUL 1996 |

| NOC | Target | Name | FITA World Ranking | Date of Birth |
|--------------------------------|--------|------------------------|--------------------------|---------------|
| AUS - Australia | 20B | FEENEY Alexandra | 77 | 3 JUL 1989 |
| | 21B | WALLER Jane | 139 | 19 JUN 1990 |
| BHU - Bhutan | 11C | DEMA Dorji | 145 | 16 OCT 1983 |
| BLR - Belarus | 9C | MULIUK Katsiaryna | 232 | 13 NOV 1976 |
| CAN - Canada | 15C | BEAUDET Marie-Pier | 51 | 12 DEC 1986 |
| CHN - China | 8A | CHEN Ling | 37 | 16 JUN 1987 |
| | 7A | GUO Dan | 33 | 20 DEC 1985 |
| | 9A | ZHANG Juan Juan | 6 | 2 JAN 1981 |
| COL - Colombia | 4B | RENDON Ana Maria | 42 | 10 MAR 1986 |
| | 6B | ROMERO Sigrid | 89 | 22 MAY 1989 |
| | 5B | SANCHEZ Natalia | 32 | 20 MAY 1983 |
| CYP - Cyprus | 19C | MOUSIKOU Elena | 319 | 7 NOV 1988 |
| CZE - Czech Republic | 22B | HORACKOVA Barbora | | 15 JAN 1969 |
| DEN - Denmark | 7C | LAURSEN Louise | 262 | 27 JUN 1988 |
| EGY - Egypt | 22A | ABED ELAAL Soha | 169 | 19 JUN 1973 |
| FRA - France | 12A | ARNOLD Virginie | 88 | 24 DEC 1979 |
| | 11A | DODEMONT Sophie | 53 | 30 AUG 1973 |
| | 10A | SCHUH Berengere | 7 | 13 JUN 1984 |
| GBR - Great Britain | 4A | BURGESS Charlotte | 82 | 25 JAN 1987 |
| | 6A | FOLKARD Naomi | 12 | 18 SEP 1983 |
| | 5A | WILLIAMSON Alison | 36 | 3 NOV 1971 |
| GEO - Georgia | 10B | ESEBUA Kristine | 61 | 19 MAR 1985 |
| | 11B | NARIMANIDZE Khatuna | 16 | 2 FEB 1974 |
| GER - Germany | 16C | HITZLER Anja | 47 | 16 FEB 1983 |
| GRE - Greece | 18B | PSARRA Evangelia | 66 | 17 JUN 1974 |
| | 19B | ROMANTZI Elpida | 448 | 17 JUL 1981 |
| INA - Indonesia | 4C | PUSPITASARI Rina Dewi | 81 | 5 OCT 1985 |
| | 3C | ROCHMAWATI Ika Yuliana | 236 | 2 JUL 1989 |
| IND - India | 21A | BANERJEE Dola | 13 | 2 AUG 1980 |
| | 19A | DEVI Laishram Bombayla | 18 | 22 FEB 1985 |
| | 20A | VARDHINENI Pranitha | 50 | 17 NOV 1990 |
| IRI - Islamic Republic of Iran | 10C | ABTIN Najmeh | 120 | 12 AUG 1982 |
| ITA - Italy | 16A | LIONETTI Pia Carmen | 23 | 26 FEB 1987 |
| | 18A | TONETTA Elena | 18 | 8 JUN 1988 |
| | 17A | VALEEVA Natalia | 3 | 15 NOV 1969 |



OLYMPIC GREEN ARCHERY FIELD
 奥林匹克公园射箭场
 OLYMPIC GREEN ARCHERY FIELD

SAT 星期六 SAM
 9 AUG 2008
 12:00

ARCHERY
 射箭 / TIR A L'ARC

WOMEN'S INDIVIDUAL
 女子个人 / FEMMES INDIVIDUAL

RANKING ROUND
 排名赛 / TIR DE CLASSEMENT



START LIST BY NOC

NOC 靶位表 / LISTE DE DÉPART PAR CNO

| | | | |
|----------------------------------|----------------------|-----------------------|-------------|
| World Record 72 Arrows: | 682 PARK Sung-Hyun | KOR Athens (GRE) | 12 AUG 2004 |
| Olympic Record 72 Arrows: | 673 HERASYMENKO Lina | UKR Atlanta, GA (USA) | 28 JUL 1996 |

| NOC | Target | Name | FITA World Ranking | Date of Birth |
|--------------------------------|--------|---------------------------|--------------------------|---------------|
| JPN - Japan | 1A | HAYAKAWA Nami | 27 | 6 OCT 1984 |
| | 3A | HAYASHI Yuki | 73 | 2 OCT 1984 |
| | 2A | KITABATAKE Sayoko | 68 | 24 OCT 1978 |
| KAZ - Kazakhstan | 20C | BANNOVA Anastasiya | 71 | 26 FEB 1989 |
| KOR - Korea | 3B | JOO Hyun-Jung | 11 | 3 MAY 1982 |
| | 1B | PARK Sung-Hyun | 2 | 1 JAN 1983 |
| | 2B | YUN Ok-Hee | 1 | 1 MAR 1985 |
| MAR - Morocco | 12C | ABBOUDA Khadija | | 14 JUN 1968 |
| MEX - Mexico | 6C | AVITIA Mariana | 80 | 18 SEP 1993 |
| | 5C | ROMAN Aida | 17 | 21 MAY 1988 |
| MRI - Mauritius | 14C | M. D'UNIENVILLE Veronique | 128 | 18 JUL 1967 |
| POL - Poland | 9B | CWIENCZEK Malgorzata | 9 | 16 OCT 1982 |
| | 8B | MARCINKIEWICZ Iwona | 48 | 23 MAY 1975 |
| | 7B | MOSPINEK Justyna | 4 | 8 NOV 1983 |
| PRK - DPR Korea | 2C | KWON Un Sil | 62 | 17 SEP 1983 |
| | 1C | SON Hye Yong | 110 | 25 FEB 1980 |
| RUS - Russian Federation | 14B | DAGBAEVA Miroslava | 34 | 14 AUG 1987 |
| | 15B | ERDYNIYEVA Natalia | 5 | 6 AUG 1988 |
| SUI - Switzerland | 18C | DIELEN Nathalie | 118 | 18 MAR 1966 |
| TJK - Tajikistan | 8C | KAMALETDINOVA Albina | | 24 JAN 1969 |
| TPE - Chinese Taipei | 15A | WEI Pi-Hsiu | 60 | 4 JUL 1990 |
| | 14A | WU Hui Ju | 15 | 12 NOV 1982 |
| | 13A | YUAN Shu Chi | 31 | 9 NOV 1984 |
| TUR - Turkey | 13C | SATIR Zekiye Keskin | 28 | 10 JUN 1976 |
| UKR - Ukraine | 17B | BEREZHNA Tetyana | 56 | 13 NOV 1982 |
| | 16B | KOVAL Viktoriya | 8 | 11 JUN 1985 |
| USA - United States of America | 13B | LORIG Khatuna | 35 | 1 JAN 1974 |
| | 12B | NICHOLS Jennifer | 10 | 4 OCT 1983 |
| VEN - Venezuela | 17C | BRITO Leidys | 69 | 5 JUL 1984 |



OLYMPIC GREEN ARCHERY FIELD
 奥林匹克公园射箭场
 OLYMPIC GREEN ARCHERY FIELD

SAT 星期六 SAM
 9 AUG 2008
 12:00

ARCHERY
 射箭 / TIR A L'ARC

WOMEN'S TEAM
 女子团体 / FEMMES EQUIPE

RANKING ROUND
 排名赛 / TIR DE CLASSEMENT



RESULTS

团体排名赛成绩 / RÉSULTATS

| | | | |
|-----------------------------------|----------------|--------------|-------------|
| World Record 216 Arrows: | 2030 KOR-KOREA | Athens (GRE) | 12 AUG 2004 |
| Olympic Record 216 Arrows: | 1994 KOR-KOREA | Sydney (AUS) | 16 SEP 2000 |

| Rank | NOC | FITA Team World Name Ranking | Individual Total | Team Total | |
|------|----------------------|---|---------------------|---------------|----|
| 1 | KOR - KOREA | 1 JOO Hyun-Jung PARK Sung-Hyun YUN Ok-Hee | 664 673 667 | 2004 | OR |
| 2 | GBR - GREAT BRITAIN | 2 BURGESS Charlotte FOLKARD Naomi WILLIAMSON Alison | 623 651 651 | 1925 | |
| 3 | CHN - CHINA | 3 CHEN Ling GUO Dan ZHANG Juan Juan | 645 636 635 | 1916 | |
| 4 | POL - POLAND | 5 CWIENCZEK Malgorzata MARCINKIEWICZ Iwona MOSPINEK Justyna | 645 620 643 | 1908 | |
| 5 | FRA - FRANCE | 15 ARNOLD Virginie DODEMONT Sophie SCHUH Berengere | 626 632 645 | 1903 | |
| 6 | IND - INDIA | 11 BANERJEE Dola DEVI Laishram Bombayla VARDHINENI Pranitha | 633 637 627 | 1897 | |
| 7 | JPN - JAPAN | 13 HAYAKAWA Nami HAYASHI Yuki KITABATAKE Sayoko | 649 616 616 | 1881 | |
| 8 | TPE - CHINESE TAIPEI | 7 WEI Pi-Hsiu WU Hui Ju YUAN Shu Chi | 585 634 652 | 1871 | |
| 9 | ITA - ITALY | 4 LIONETTI Pia Carmen TONETTA Elena VALEEVA Natalia | 613 595 634 | 1842 | |
| 10 | COL - COLOMBIA | 17 RENDON Ana Maria ROMERO Sigrid SANCHEZ Natalia | 647 551 643 | 1841 | |

Legend:
 OR Olympic Record



RESULT BRACKETS

团体比赛配对表 / TABLEAU DES MATCHS AVEC RÉSULTATS

| | | | |
|----------------------------------|---------------|---------------|-------------|
| World Record 24 Arrows: | 231 KOR-KOREA | Beijing (CHN) | 10 AUG 2008 |
| Olympic Record 24 Arrows: | 231 KOR-KOREA | Beijing (CHN) | 10 AUG 2008 |

| Ranking Rank/ | Round Score | NOC Back No | Name | FITA World Ranking | 1/8 Elimination Round | 1/4 Elimination Round | Semifinals | Finals |
|---------------|-------------|-----------------------------|---|--------------------|-----------------------|-----------------------|------------|---------------|
| 1/ | 2004 OR | KOR - KOREA | 1A JOO Hyun-Jung 1B PARK Sung-Hyun 1C YUN Ok-Hee - BYE - | 1 | | KOREA 231 WR | | |
| 9/ | 1842 | ITA - ITALY | 9A LIONETTI Pia Carmen 9B TONETTA Elena 9C VALEEVA Natalia | 4 | 215 | ITALY 217 | | |
| 8/ | 1871 | TPE - CHINESE TAIPEI | 8A WEI Pi-Hsiu 8B WU Hui Ju 8C YUAN Shu Chi | 7 | 211 | | | |
| 5/ | 1903 | FRA - FRANCE | 5A ARNOLD Virginie 5B DODEMONT Sophie 5C SCHUH Berengere - BYE - | 15 | | FRANCE 218 | | |
| 4/ | 1908 | POL - POLAND | 4A CWIENCZEK Malgorzata 4B MARCINKIEWICZ Iwona 4C MOSPINEK Justyna | 5 | | POLAND 211 | | |
| 3/ | 1916 | CHN - CHINA | 3A CHEN Ling 3B GUO Dan 3C ZHANG Juan Juan - BYE - | 3 | | CHINA 211 | | |
| 6/ | 1897 | IND - INDIA | 6A BANERJEE Dola 6B DEVI Laishram Bombayla 6C VARDHINENI Pranitha | 11 | | INDIA 206 | | |
| 7/ | 1881 | JPN - JAPAN | 7A HAYAKAWA Nami 7B HAYASHI Yuki 7C KITABATAKE Sayoko | 13 | 206 | JAPAN 196 | | |
| 10/ | 1841 | COL - COLOMBIA | 10A RENDON Ana Maria 10B ROMERO Sigrid 10C SANCHEZ Natalia - BYE - | 17 | 199 | | | |
| 2/ | 1925 | GBR - GREAT BRITAIN | 2A BURGESS Charlotte 2B FOLKARD Naomi 2C WILLIAMSON Alison | 2 | | GREAT BRITAIN 201 | | |
| | | | | | | | | GOLD |
| | | | | | | | | SILVER |
| | | | | | | | | BRONZE |

Legend:

No Number **OR** Olympic Record **WR** World Record



RESULTS SUMMARY As of 10 AUG 2008

比赛成绩汇总表 / RÉSUMÉ DES RÉSULTATS

| Rk | NOC | Back No | Name | Ranking Round Score/Rank | Rounds | | | |
|----|----------------------|---------|------------------------|--------------------------|----------|--------|-----|--------|
| | | | | | 1/8 | 1/4 | 1/2 | Finals |
| 1 | KOR - Korea | 1A | JOO Hyun-Jung | 2004 / 1 | OR -BYE- | 231 WR | 213 | 224 |
| | | 1B | PARK Sung-Hyun | | | | | |
| | | 1C | YUN Ok-Hee | | | | | |
| 2 | CHN - China | 3A | CHEN Ling | 1916 / 3 | -BYE- | 211 | 208 | 215 |
| | | 3B | GUO Dan | | | | | |
| | | 3C | ZHANG Juan Juan | | | | | |
| 3 | FRA - France | 5A | ARNOLD Virginie | 1903 / 5 | -BYE- | 218 | 184 | 203 |
| | | 5B | DODEMONT Sophie | | | | | |
| | | 5C | SCHUH Berengere | | | | | |
| 4 | GBR - Great Britain | 2A | BURGESS Charlotte | 1925 / 2 | -BYE- | 201 | 202 | 201 |
| | | 2B | FOLKARD Naomi | | | | | |
| | | 2C | WILLIAMSON Alison | | | | | |
| 5 | ITA - Italy | 9A | LIONETTI Pia Carmen | 1842 / 9 | | 215 | 217 | |
| | | 9B | TONETTA Elena | | | | | |
| | | 9C | VALEEVA Natalia | | | | | |
| 6 | POL - Poland | 4A | CWIENCZEK Malgorzata | 1908 / 4 | -BYE- | 211 | | |
| | | 4B | MARCINKIEWICZ Iwona | | | | | |
| | | 4C | MOSPINEK Justyna | | | | | |
| 7 | IND - India | 6A | BANERJEE Dola | 1897 / 6 | -BYE- | 206 | | |
| | | 6B | DEVI Laishram Bombayla | | | | | |
| | | 6C | VARDHINENI Pranitha | | | | | |
| 8 | JPN - Japan | 7A | HAYAKAWA Nami | 1881 / 7 | | 206 | 196 | |
| | | 7B | HAYASHI Yuki | | | | | |
| | | 7C | KITABATAKE Sayoko | | | | | |
| 9 | TPE - Chinese Taipei | 8A | WEI Pi-Hsiu | 1871 / 8 | | 211 | | |
| | | 8B | WU Hui Ju | | | | | |
| | | 8C | YUAN Shu Chi | | | | | |
| 10 | COL - Colombia | 10A | RENDON Ana Maria | 1841 / 10 | | 199 | | |
| | | 10B | ROMERO Sigrid | | | | | |
| | | 10C | SANCHEZ Natalia | | | | | |

Legend:

No Number OR Olympic Record Rk Rank WR World Record



OLYMPIC GREEN ARCHERY FIELD
 奥林匹克公园射箭场
 OLYMPIC GREEN ARCHERY FIELD

SAT 星期六 SAM
 9 AUG 2008
 15:30

ARCHERY
 射箭 / TIR A L'ARC

MEN'S INDIVIDUAL
 男子个人 / HOMMES INDIVIDUAL

RANKING ROUND
 排名赛 / TIR DE CLASSEMENT



START LIST BY NOC

NOC 靶位表 / LISTE DE DÉPART PAR CNO

| | | | |
|----------------------------------|-----------------------|-----------------------|-------------|
| World Record 72 Arrows: | 687 IM Dong-Hyun | KOR Athens (GRE) | 12 AUG 2004 |
| Olympic Record 72 Arrows: | 684 FRANGILLI Michele | ITA Atlanta, GA (USA) | 28 JUL 1996 |

| NOC | Target | Name | FITA World Ranking | Date of Birth |
|--------------------------------|--------|------------------------|--------------------|---------------|
| AUS - Australia | 17A | GRAY Matthew | 176 | 24 JUN 1973 |
| | 18A | KIM Sky | 7 | 24 NOV 1982 |
| | 16A | NARAY Michael | 58 | 3 AUG 1970 |
| BHU - Bhutan | 7C | PELJOR Tashi | 367 | 15 JUL 1978 |
| BLR - Belarus | 8C | KUNDA Maksim | | 1 AUG 1989 |
| BRA - Brazil | 4C | TRAININI Luiz Gustavo | 107 | 14 JAN 1978 |
| BUL - Bulgaria | 17C | PAVLOV Daniel | 130 | 6 NOV 1967 |
| CAN - Canada | 14A | BURNES John David | 155 | 26 APR 1988 |
| | 15A | DUENAS Crispin | 49 | 5 JAN 1986 |
| | 13A | LYON Jay | 57 | 24 MAY 1986 |
| CHN - China | 19A | JIANG Lin | 45 | 23 OCT 1981 |
| | 20A | LI Wenquan | 22 | 18 JAN 1986 |
| | 21A | XUE Hai Feng | 18 | 13 JAN 1980 |
| CUB - Cuba | 22A | STEVENS Juan Carlos | 27 | 22 OCT 1968 |
| CZE - Czech Republic | 10C | BULIR Martin | | 8 APR 1969 |
| DEN - Denmark | 14C | DALL Niels | 79 | 3 OCT 1984 |
| EGY - Egypt | 16C | YOUSSEF Maged | 228 | 7 JAN 1978 |
| ESP - Spain | 13C | MORILLO Daniel | 42 | 21 JAN 1988 |
| FIN - Finland | 6C | HATAVA Matti | | 10 MAR 1981 |
| FRA - France | 16B | GIROUILLE Romain | 4 | 26 APR 1988 |
| | 17B | VALLADONT Jean-Charles | 35 | 20 MAR 1989 |
| GBR - Great Britain | 4B | GODFREY Laurence | 46 | 9 JUN 1976 |
| | 5B | TERRY Simon | 10 | 27 MAR 1974 |
| | 6B | WILLS Alan | 8 | 3 AUG 1981 |
| GER - Germany | 2C | PIEPER Jens | 60 | 9 FEB 1968 |
| IND - India | 20C | CHAMPIA Mangal Singh | 23 | 9 NOV 1983 |
| IRI - Islamic Republic of Iran | 18C | HOJJATOLAH Vaezi | 73 | 27 MAR 1977 |
| ITA - Italy | 10A | DI BUO' Ilario | 9 | 13 DEC 1965 |
| | 12A | GALIAZZO Marco | 26 | 7 MAY 1983 |
| | 11A | NESPOLI Mauro | 25 | 22 NOV 1987 |
| JPN - Japan | 21B | FURUKAWA Takaharu | 24 | 9 AUG 1984 |
| | 20B | MORIYA Ryuichi | 38 | 28 FEB 1985 |



START LIST BY NOC

NOC 靶位表 / LISTE DE DÉPART PAR CNO

| | | | |
|----------------------------------|-----------------------|-----------------------|-------------|
| World Record 72 Arrows: | 687 IM Dong-Hyun | KOR Athens (GRE) | 12 AUG 2004 |
| Olympic Record 72 Arrows: | 684 FRANGILLI Michele | ITA Atlanta, GA (USA) | 28 JUL 1996 |

| NOC | Target | Name | FITA World Ranking | Date of Birth |
|--------------------------------|--------|-----------------------|--------------------|---------------|
| KOR - Korea | 15B | IM Dong-Hyun | 1 | 12 MAY 1986 |
| | 13B | LEE Chang-Hwan | 30 | 16 FEB 1982 |
| | 14B | PARK Kyung-Mo | 3 | 15 AUG 1975 |
| MAS - Malaysia | 5A | CHENG Chu Sian | 15 | 1 MAR 1986 |
| | 6A | KHALMIZAM Wan | 29 | 21 AUG 1986 |
| | 4A | MARBAWI Muhammad | 109 | 30 JAN 1983 |
| MEX - Mexico | 18B | SERRANO Juan Rene | 17 | 23 FEB 1984 |
| | 19B | VELEZ Eduardo | 32 | 26 JUL 1986 |
| MYA - Myanmar | 11C | NAY Myo Aung | 326 | 19 JUL 1986 |
| PHI - Philippines | 5C | JAVIER Mark | 87 | 20 OCT 1981 |
| POL - Poland | 7A | DOBROWOLSKI Rafal | 19 | 27 DEC 1983 |
| | 8A | PIATEK Piotr | 21 | 17 FEB 1982 |
| | 9A | PROC Jacek | 77 | 9 SEP 1981 |
| POR - Portugal | 1C | POMBO Nuno | 559 | 20 APR 1978 |
| QAT - Qatar | 22B | SALEM Ali | 456 | 30 MAR 1973 |
| ROU - Romania | 3C | BODNAR Alexandru | 356 | 28 JUN 1990 |
| RSA - South Africa | 9C | HARTLEY Calvin | 52 | 15 APR 1988 |
| | 3B | ABRAMOV Andrey | 48 | 3 JUL 1984 |
| | 1B | BADENOV Bair | 47 | 28 JUN 1976 |
| RUS - Russian Federation | 2B | TSYREMPILOV Baljinima | 2 | 9 APR 1975 |
| | 19C | MUAAUSA Joseph Walter | 252 | 15 DEC 1961 |
| | 12C | PETERSSON Magnus | 36 | 17 JUN 1975 |
| TPE - Chinese Taipei | 10B | CHEN Szu Yuan | 39 | 7 FEB 1981 |
| | 11B | KUO Cheng Wei | 11 | 9 NOV 1983 |
| | 12B | WANG Cheng Pang | 16 | 12 JAN 1987 |
| TUR - Turkey | 15C | ERGIN Yusuf Goktug | 72 | 12 SEP 1984 |
| UKR - Ukraine | 2A | IVASHKO Markiyana | 12 | 18 MAY 1979 |
| | 1A | RUBAN Viktor | 5 | 24 MAY 1981 |
| | 3A | SERDYUK Oleksandr | 291 | 3 JUL 1978 |
| USA - United States of America | 7B | ELLISON Brady | 13 | 27 OCT 1988 |
| | 9B | JOHNSON Richard | 69 | 30 AUG 1955 |
| | 8B | WUNDERLE Victor | 41 | 4 MAR 1976 |



RESULTS

团体排名赛成绩 / RÉSULTATS

| | | | |
|-----------------------------------|----------------|-------------------|-------------|
| World Record 216 Arrows: | 2039 KOR-KOREA | Antalya (TUR) | 28 MAY 2008 |
| Olympic Record 216 Arrows: | 2031 KOR-KOREA | Atlanta, GA (USA) | 28 JUL 1996 |

| Rank | NOC | FITA Team World Ranking | Name | Individual Total | Team Total |
|------|----------------------|-------------------------------|---|---------------------|---------------|
| 1 | KOR - KOREA | 3 | IM Dong-Hyun LEE Chang-Hwan PARK Kyung-Mo | 670 669 676 | 2015 |
| 2 | UKR - UKRAINE | 17 | IVASHKO Markiyan RUBAN Viktor SERDYUK Oleksandr | 658 678 661 | 1997 |
| 3 | MAS - MALAYSIA | 4 | CHENG Chu Sian KHALMIZAM Wan MARBAWI Muhammad | 660 674 659 | 1993 |
| 4 | RUS - RUSSIAN F. | 7 | ABRAMOV Andrey BADENOV Bair TSYREMPILOV Baljinima | 660 658 671 | 1989 |
| 5 | GBR - GREAT BRITAIN | 8 | GODFREY Laurence TERRY Simon WILLS Alan | 657 670 661 | 1988 |
| 6 | ITA - ITALY | 2 | DI BUO' Ilario GALIAZZO Marco NESPOLI Mauro | 670 667 649 | 1986 |
| 7 | TPE - CHINESE TAIPEI | 1 | CHEN Szu Yuan KUO Cheng Wei WANG Cheng Pang | 654 659 667 | 1980 |
| 8 | POL - POLAND | 14 | DOBROWOLSKI Rafal PIATEK Piotr PROC Jacek | 667 649 661 | 1977 T88;20 |
| 9 | AUS - AUSTRALIA | 12 | GRAY Matthew KIM Sky NARAY Michael | 654 665 658 | 1977 T74;15 |
| 10 | USA - UNITED STATES | 9 | ELLISON Brady JOHNSON Richard WUNDERLE Victor | 664 653 652 | 1969 |
| 11 | CAN - CANADA | 20 | BURNES John David DUENAS Crispin LYON Jay | 644 664 646 | 1954 |
| 12 | CHN - CHINA | 15 | JIANG Lin LI Wenquan XUE Hai Feng | 632 646 663 | 1941 |

Legend:

T Tied. Ties are broken with 10's then with inner 10's (X's) (m;n) then coin toss



RESULT BRACKETS

团体比赛配对表 / TABLEAU DES MATCHS AVEC RÉSULTATS

| | | | |
|----------------------------------|---------------|---------------|-------------|
| World Record 24 Arrows: | 231 KOR-KOREA | Leipzig (GER) | 14 JUL 2007 |
| Olympic Record 24 Arrows: | 227 KOR-KOREA | Beijing (CHN) | 11 AUG 2008 |

| Ranking Rank/ | Round Score | NOC Back No | Name | FITA World Ranking | 1/8 Elimination Round | 1/4 Elimination Round | Semifinals | Finals |
|---------------|-------------|---------------------------------|--|--------------------|-----------------------|-----------------------|--------------|-----------------|
| 1/ | 2015 | KOR - KOREA | 1A IM Dong-Hyun 1B LEE Chang-Hwan 1C PARK Kyung-Mo - BYE - | 3 | | KOREA 224 | | |
| 9/ | 1977 | AUS - AUSTRALIA | 9A GRAY Matthew 9B KIM Sky 9C NARAY Michael | 12 | 218 | | KOREA 221 | |
| 8/ | 1977 | POL - POLAND | 8A DOBROWOLSKI Rafal 8B PIATEK Piotr 8C PROC Jacek | 14 | 223 | POLAND 222 | | |
| 5/ | 1988 | GBR - GREAT BRITAIN | 5A GODFREY Laurence 5B TERRY Simon 5C WILLS Alan | 8 | 210 | | | KOREA 227 OR |
| 12/ | 1941 | CHN - CHINA | 12A JIANG Lin 12B LI Wenquan 12C XUE Hai Feng - BYE - | 15 | 214 | CHINA 217 | | |
| 4/ | 1989 | RUS - RUSSIAN FEDERATION | 4A ABRAMOV Andrey 4B BADENOV Bair 4C TSYREMPILOV Baljinima | 7 | | RUSSIAN F. 209 | | GOLD |
| 3/ | 1993 | MAS - MALAYSIA | 3A CHENG Chu Sian 3B KHALMIZAM Wan 3C MARBAWI Muhammad - BYE - | 4 | | MALAYSIA 213 | | KOREA |
| 11/ | 1954 | CAN - CANADA | 11A BURNES John David 11B DUENAS Crispin 11C LYON Jay | 20 | 217 | | ITALY 223 | |
| 6/ | 1986 | ITA - ITALY | 6A DI BUO' Ilario 6B GALIAZZO Marco 6C NESPOLI Mauro | 2 | 219 | ITALY 218 | | SILVER |
| 7/ | 1980 | TPE - CHINESE TAIPEI | 7A CHEN Szu Yuan 7B KUO Cheng Wei 7C WANG Cheng Pang | 1 | 222 | | | ITALY |
| 10/ | 1969 | USA - UNITED STATES | 10A ELLISON Brady 10B JOHNSON Richard 10C WUNDERLE Victor - BYE - | 9 | 218 | CHINESE TAIPEI 211 | | |
| 2/ | 1997 | UKR - UKRAINE | 2A IVASHKO Markiyon 2B RUBAN Viktor 2C SERDYUK Oleksandr | 17 | | UKRAINE 214 | | UKRAINE 219 |
| | | | | | | | | CHINA 222 |
| | | | | | | | | CHINA |
| | | | | | | | | BRONZE |

Legend:

No Number OR Olympic Record



RESULTS SUMMARY As of 11 AUG 2008

比赛成绩汇总表 / RÉSUMÉ DES RÉSULTATS

| Rk | NOC | Back No | Name | Ranking Round Score/Rank | Rounds | | | |
|----|--------------------------------|---------|-----------------------|--------------------------|--------|-----|-----|--------|
| | | | | | 1/8 | 1/4 | 1/2 | Finals |
| 1 | KOR - Korea | 1A | IM Dong-Hyun | 2015 / 1 | -BYE- | 224 | 221 | 227 OR |
| | | 1B | LEE Chang-Hwan | | | | | |
| | | 1C | PARK Kyung-Mo | | | | | |
| 2 | ITA - Italy | 6A | DI BUO' Ilario | 1986 / 6 | 219 | 218 | 223 | 225 |
| | | 6B | GALIAZZO Marco | | | | | |
| | | 6C | NESPOLI Mauro | | | | | |
| 3 | CHN - China | 12A | JIANG Lin | 1941 / 12 | 214 | 217 | 218 | 222 |
| | | 12B | LI Wenquan | | | | | |
| | | 12C | XUE Hai Feng | | | | | |
| 4 | UKR - Ukraine | 2A | IVASHKO Markiyanyan | 1997 / 2 | -BYE- | 214 | 221 | 219 |
| | | 2B | RUBAN Viktor | | | | | |
| | | 2C | SERDYUK Oleksandr | | | | | |
| 5 | POL - Poland | 8A | DOBROWOLSKI Rafal | 1977 / 8 | 223 | 222 | | |
| | | 8B | PIATEK Piotr | | | | | |
| | | 8C | PROC Jacek | | | | | |
| 6 | MAS - Malaysia | 3A | CHENG Chu Sian | 1993 / 3 | -BYE- | 213 | | |
| | | 3B | KHALMIZAM Wan | | | | | |
| | | 3C | MARBAWI Muhammad | | | | | |
| 7 | TPE - Chinese Taipei | 7A | CHEN Szu Yuan | 1980 / 7 | 222 | 211 | | |
| | | 7B | KUO Cheng Wei | | | | | |
| | | 7C | WANG Cheng Pang | | | | | |
| 8 | RUS - Russian Federation | 4A | ABRAMOV Andrey | 1989 / 4 | -BYE- | 209 | | |
| | | 4B | BADENOV Bair | | | | | |
| | | 4C | TSYREMPILOV Baljinima | | | | | |
| 9 | AUS - Australia | 9A | GRAY Matthew | 1977 / 9 | 218 | | | |
| | | 9B | KIM Sky | | | | | |
| | | 9C | NARAY Michael | | | | | |
| 9 | USA - United States of America | 10A | ELLISON Brady | 1969 / 10 | 218 | | | |
| | | 10B | JOHNSON Richard | | | | | |
| | | 10C | WUNDERLE Victor | | | | | |
| 11 | CAN - Canada | 11A | BURNES John David | 1954 / 11 | 217 | | | |
| | | 11B | DUENAS Crispin | | | | | |
| | | 11C | LYON Jay | | | | | |
| 12 | GBR - Great Britain | 5A | GODFREY Laurence | 1988 / 5 | 210 | | | |
| | | 5B | TERRY Simon | | | | | |
| | | 5C | WILLS Alan | | | | | |

Legend:

No Number OR Olympic Record Rk Rank



START LIST BY NOC

NOC 靶位表 / LISTE DE DÉPART PAR CNO

| | | | |
|----------------------------------|----------------------|-----------------------|-------------|
| World Record 72 Arrows: | 682 PARK Sung-Hyun | KOR Athens (GRE) | 12 AUG 2004 |
| Olympic Record 72 Arrows: | 673 HERASYMENKO Lina | UKR Atlanta, GA (USA) | 28 JUL 1996 |

| NOC | Target | Name | FITA World Ranking | Date of Birth |
|--------------------------------|--------|------------------------|--------------------------|---------------|
| AUS - Australia | 20B | FEENEY Alexandra | 77 | 3 JUL 1989 |
| | 21B | WALLER Jane | 139 | 19 JUN 1990 |
| BHU - Bhutan | 11C | DEMA Dorji | 145 | 16 OCT 1983 |
| BLR - Belarus | 9C | MULIUK Katsiaryna | 232 | 13 NOV 1976 |
| CAN - Canada | 15C | BEAUDET Marie-Pier | 51 | 12 DEC 1986 |
| CHN - China | 8A | CHEN Ling | 37 | 16 JUN 1987 |
| | 7A | GUO Dan | 33 | 20 DEC 1985 |
| | 9A | ZHANG Juan Juan | 6 | 2 JAN 1981 |
| COL - Colombia | 4B | RENDON Ana Maria | 42 | 10 MAR 1986 |
| | 6B | ROMERO Sigrid | 89 | 22 MAY 1989 |
| | 5B | SANCHEZ Natalia | 32 | 20 MAY 1983 |
| CYP - Cyprus | 19C | MOUSIKOU Elena | 319 | 7 NOV 1988 |
| CZE - Czech Republic | 22B | HORACKOVA Barbora | | 15 JAN 1969 |
| DEN - Denmark | 7C | LAURSEN Louise | 262 | 27 JUN 1988 |
| EGY - Egypt | 22A | ABED ELAAL Soha | 169 | 19 JUN 1973 |
| FRA - France | 12A | ARNOLD Virginie | 88 | 24 DEC 1979 |
| | 11A | DODEMONT Sophie | 53 | 30 AUG 1973 |
| | 10A | SCHUH Berengere | 7 | 13 JUN 1984 |
| GBR - Great Britain | 4A | BURGESS Charlotte | 82 | 25 JAN 1987 |
| | 6A | FOLKARD Naomi | 12 | 18 SEP 1983 |
| | 5A | WILLIAMSON Alison | 36 | 3 NOV 1971 |
| GEO - Georgia | 10B | ESEBUA Kristine | 61 | 19 MAR 1985 |
| | 11B | NARIMANIDZE Khatuna | 16 | 2 FEB 1974 |
| GER - Germany | 16C | HITZLER Anja | 47 | 16 FEB 1983 |
| GRE - Greece | 18B | PSARRA Evangelia | 66 | 17 JUN 1974 |
| | 19B | ROMANTZI Elpida | 448 | 17 JUL 1981 |
| INA - Indonesia | 4C | PUSPITASARI Rina Dewi | 81 | 5 OCT 1985 |
| | 3C | ROCHMAWATI Ika Yuliana | 236 | 2 JUL 1989 |
| IND - India | 21A | BANERJEE Dola | 13 | 2 AUG 1980 |
| | 19A | DEVI Laishram Bombayla | 18 | 22 FEB 1985 |
| | 20A | VARDHINENI Pranitha | 50 | 17 NOV 1990 |
| IRI - Islamic Republic of Iran | 10C | ABTIN Najmeh | 120 | 12 AUG 1982 |
| ITA - Italy | 16A | LIONETTI Pia Carmen | 23 | 26 FEB 1987 |
| | 18A | TONETTA Elena | 18 | 8 JUN 1988 |
| | 17A | VALEEVA Natalia | 3 | 15 NOV 1969 |



OLYMPIC GREEN ARCHERY FIELD
 奥林匹克公园射箭场
 OLYMPIC GREEN ARCHERY FIELD

SAT 星期六 SAM
 9 AUG 2008
 12:00

ARCHERY
 射箭 / TIR A L'ARC

WOMEN'S INDIVIDUAL
 女子个人 / FEMMES INDIVIDUAL

RANKING ROUND
 排名赛 / TIR DE CLASSEMENT



START LIST BY NOC

NOC 靶位表 / LISTE DE DÉPART PAR CNO

| | | | |
|----------------------------------|----------------------|-----------------------|-------------|
| World Record 72 Arrows: | 682 PARK Sung-Hyun | KOR Athens (GRE) | 12 AUG 2004 |
| Olympic Record 72 Arrows: | 673 HERASYMENKO Lina | UKR Atlanta, GA (USA) | 28 JUL 1996 |

| NOC | Target | Name | FITA World Ranking | Date of Birth |
|--------------------------------|--------|---------------------------|--------------------------|---------------|
| JPN - Japan | 1A | HAYAKAWA Nami | 27 | 6 OCT 1984 |
| | 3A | HAYASHI Yuki | 73 | 2 OCT 1984 |
| | 2A | KITABATAKE Sayoko | 68 | 24 OCT 1978 |
| KAZ - Kazakhstan | 20C | BANNOVA Anastasiya | 71 | 26 FEB 1989 |
| KOR - Korea | 3B | JOO Hyun-Jung | 11 | 3 MAY 1982 |
| | 1B | PARK Sung-Hyun | 2 | 1 JAN 1983 |
| | 2B | YUN Ok-Hee | 1 | 1 MAR 1985 |
| MAR - Morocco | 12C | ABBOUDA Khadija | | 14 JUN 1968 |
| MEX - Mexico | 6C | AVITIA Mariana | 80 | 18 SEP 1993 |
| | 5C | ROMAN Aida | 17 | 21 MAY 1988 |
| MRI - Mauritius | 14C | M. D'UNIENVILLE Veronique | 128 | 18 JUL 1967 |
| POL - Poland | 9B | CWIENCZEK Malgorzata | 9 | 16 OCT 1982 |
| | 8B | MARCINKIEWICZ Iwona | 48 | 23 MAY 1975 |
| | 7B | MOSPINEK Justyna | 4 | 8 NOV 1983 |
| PRK - DPR Korea | 2C | KWON Un Sil | 62 | 17 SEP 1983 |
| | 1C | SON Hye Yong | 110 | 25 FEB 1980 |
| RUS - Russian Federation | 14B | DAGBAEVA Miroslava | 34 | 14 AUG 1987 |
| | 15B | ERDYNIYEVA Natalia | 5 | 6 AUG 1988 |
| SUI - Switzerland | 18C | DIELEN Nathalie | 118 | 18 MAR 1966 |
| TJK - Tajikistan | 8C | KAMALETDINOVA Albina | | 24 JAN 1969 |
| TPE - Chinese Taipei | 15A | WEI Pi-Hsiu | 60 | 4 JUL 1990 |
| | 14A | WU Hui Ju | 15 | 12 NOV 1982 |
| | 13A | YUAN Shu Chi | 31 | 9 NOV 1984 |
| TUR - Turkey | 13C | SATIR Zekiye Keskin | 28 | 10 JUN 1976 |
| UKR - Ukraine | 17B | BEREZHNA Tetyana | 56 | 13 NOV 1982 |
| | 16B | KOVAL Viktoriya | 8 | 11 JUN 1985 |
| USA - United States of America | 13B | LORIG Khatuna | 35 | 1 JAN 1974 |
| | 12B | NICHOLS Jennifer | 10 | 4 OCT 1983 |
| VEN - Venezuela | 17C | BRITO Leidys | 69 | 5 JUL 1984 |



RESULTS

个人排名赛成绩 / RÉSULTATS

| | | | |
|----------------------------------|----------------------|-----------------------|-------------|
| World Record 72 Arrows: | 682 PARK Sung-Hyun | KOR Athens (GRE) | 12 AUG 2004 |
| Olympic Record 72 Arrows: | 673 HERASYMENKO Lina | UKR Atlanta, GA (USA) | 28 JUL 1996 |

| Rank | Back No. | Name | NOC Code | 1st Half | 2nd Half | 10s | Xs | Score |
|------|----------|---------------------------|----------|----------|----------|-----|----|-------|
| 1 | 1B | PARK Sung-Hyun | KOR | 336 / 2 | 337 / 1 | 34 | 12 | 673 |
| 2 | 2B | YUN Ok-Hee | KOR | 336 / 3 | 331 / 4 | 30 | 14 | 667 |
| 3 | 3B | JOO Hyun-Jung | KOR | 339 / 1 | 325 / 9 | 32 | 10 | 664 |
| 4 | 11B | NARIMANIDZE Khatuna | GEO | 330 / 6 | 333 / 2 | 28 | 12 | 663 |
| 5 | 2C | KWON Un Sil | PRK | 324 / 13 | 332 / 3 | 32 | 9 | 656 |
| 6 | 13A | YUAN Shu Chi | TPE | 334 / 4 | 318 / 21 | 23 | 7 | 652 |
| 7 | 5A | WILLIAMSON Alison | GBR | 325 / 12 | 326 / 8 | 22 | 3 | 651 |
| 8 | 6A | FOLKARD Naomi | GBR | 329 / 8 | 322 / 15 | 21 | 6 | 651 |
| 9 | 1A | HAYAKAWA Nami | JPN | 326 / 11 | 323 / 11 | 22 | 9 | 649 |
| 10 | 4B | RENDON Ana Maria | COL | 319 / 29 | 328 / 5 | 22 | 6 | 647 |
| 11 | 15B | ERDYNIYEVA Natalia | RUS | 324 / 14 | 323 / 10 | 21 | 11 | 647 |
| 12 | 5C | ROMAN Aida | MEX | 319 / 27 | 327 / 6 | 24 | 5 | 646 |
| 13 | 9B | CWIENCZEK Malgorzata | POL | 323 / 15 | 322 / 16 | 27 | 10 | 645 |
| 14 | 10A | SCHUH Berengere | FRA | 323 / 16 | 322 / 14 | 24 | 9 | 645 |
| 15 | 8A | CHEN Ling | CHN | 330 / 7 | 315 / 28 | 18 | 7 | 645 |
| 16 | 13C | SATIR Zekiye Keskin | TUR | 317 / 35 | 327 / 6 | 21 | 6 | 644 |
| 17 | 10B | ESEBUA Kristine | GEO | 332 / 5 | 311 / 37 | 24 | 5 | 643 |
| 18 | 5B | SANCHEZ Natalia | COL | 328 / 10 | 315 / 27 | 20 | 5 | 643 |
| 19 | 7B | MOSPINEK Justyna | POL | 321 / 20 | 322 / 17 | 16 | 6 | 643 |
| 20 | 6C | AVITIA Mariana | MEX | 328 / 9 | 313 / 32 | 22 | 6 | 641 |
| 21 | 16B | KOVAL Viktoriya | UKR | 318 / 31 | 323 / 12 | 20 | 6 | 641 |
| 22 | 19A | DEVI Laishram Bombayla | IND | 319 / 25 | 318 / 20 | 22 | 9 | 637 |
| 23 | 14B | DAGBAEVA Miroslava | RUS | 318 / 32 | 319 / 18 | 18 | 2 | 637 |
| 24 | 12B | NICHOLS Jennifer | USA | 320 / 22 | 317 / 24 | 15 | 6 | 637 |
| 25 | 7A | GUO Dan | CHN | 322 / 18 | 314 / 29 | 21 | 8 | 636 |
| 26 | 13B | LORIG Khatuna | USA | 319 / 28 | 316 / 26 | 18 | 9 | 635 |
| 27 | 9A | ZHANG Juan Juan | CHN | 323 / 17 | 312 / 36 | 16 | 10 | 635 |
| 28 | 21B | WALLER Jane | AUS | 312 / 41 | 322 / 13 | 21 | 7 | 634 |
| 29 | 14A | WU Hui Ju | TPE | 320 / 21 | 314 / 31 | 19 | 5 | 634 |
| 30 | 17A | VALEEVA Natalia | ITA | 316 / 36 | 318 / 22 | 14 | 2 | 634 |
| 31 | 21A | BANERJEE Dola | IND | 319 / 26 | 314 / 30 | 20 | 8 | 633 |
| 32 | 11A | DODEMONT Sophie | FRA | 313 / 40 | 319 / 19 | 13 | 2 | 632 |
| 33 | 16C | HITZLER Anja | GER | 318 / 30 | 311 / 39 | 17 | 7 | 629 |
| 34 | 15C | BEAUDET Marie-Pier | CAN | 319 / 24 | 309 / 43 | 18 | 6 | 628 |
| 35 | 20C | BANNOVA Anastassiya | KAZ | 320 / 22 | 308 / 44 | 16 | 6 | 628 |
| 36 | 17C | BRITO Leidys | VEN | 311 / 43 | 317 / 23 | 16 | 3 | 628 |
| 37 | 20A | VARDHINENI Pranitha | IND | 321 / 19 | 306 / 47 | 18 | 3 | 627 |
| 38 | 17B | BEREZHNA Tetyana | UKR | 314 / 37 | 313 / 33 | 13 | 5 | 627 |
| 39 | 12A | ARNOLD Virginie | FRA | 310 / 45 | 316 / 25 | 22 | 7 | 626 |
| 40 | 4A | BURGESS Charlotte | GBR | 312 / 42 | 311 / 38 | 13 | 3 | 623 |
| 41 | 3C | ROCHMAWATI Ika Yuliana | INA | 313 / 38 | 308 / 45 | 12 | 4 | 621 |
| 42 | 4C | PUSPITASARI Rina Dewi | INA | 317 / 33 | 303 / 52 | 19 | 6 | 620 |
| 43 | 8B | MARCINKIEWICZ Iwona | POL | 308 / 49 | 312 / 35 | 13 | 5 | 620 |
| 44 | 22B | HORACKOVA Barbora | CZE | 313 / 39 | 307 / 46 | 12 | 4 | 620 |
| 45 | 1C | SON Hye Yong | PRK | 308 / 50 | 310 / 41 | 11 | 4 | 618 |
| 46 | 2A | KITABATAKE Sayoko | JPN | 317 / 34 | 299 / 54 | 17 | 5 | 616 |
| 47 | 9C | MULIUK Katsiaryna | BLR | 311 / 44 | 305 / 49 | 14 | 2 | 616 |
| 48 | 3A | HAYASHI Yuki | JPN | 306 / 51 | 310 / 42 | 13 | 4 | 616 |
| 49 | 19B | ROMANTZI Elpida | GRE | 309 / 47 | 305 / 50 | 17 | 5 | 614 |
| 50 | 18B | PSARRA Evangelia | GRE | 308 / 48 | 305 / 48 | 19 | 9 | 613 |
| 51 | 16A | LIONETTI Pia Carmen | ITA | 310 / 46 | 303 / 51 | 18 | 7 | 613 |
| 52 | 7C | LAURSEN Louise | DEN | 295 / 54 | 310 / 40 | 13 | 5 | 605 |
| 53 | 14C | M. D'UNIENVILLE Veronique | MRI | 304 / 52 | 301 / 53 | 13 | 3 | 605 |
| 54 | 18C | DIELEN Nathalie | SUI | 289 / 60 | 312 / 34 | 13 | 4 | 601 |



OLYMPIC GREEN ARCHERY FIELD
奥林匹克公园射箭场
OLYMPIC GREEN ARCHERY FIELD

SAT 星期六 SAM
9 AUG 2008
12:00

ARCHERY
射箭 / TIR A L'ARC

WOMEN'S INDIVIDUAL
女子个人 / FEMMES INDIVIDUAL

RANKING ROUND
排名赛 / TIR DE CLASSEMENT



RESULTS

个人排名赛成绩 / RÉSULTATS

| | | | |
|----------------------------------|----------------------|-----------------------|-------------|
| World Record 72 Arrows: | 682 PARK Sung-Hyun | KOR Athens (GRE) | 12 AUG 2004 |
| Olympic Record 72 Arrows: | 673 HERASYMENKO Lina | UKR Atlanta, GA (USA) | 28 JUL 1996 |

| Rank | Back No. | Name | NOC Code | 1st Half | 2nd Half | 10s | Xs | Score |
|------|----------|----------------------|----------|----------|----------|-----|----|-------|
| 55 | 18A | TONETTA Elena | ITA | 300 / 53 | 295 / 57 | 10 | 6 | 595 |
| 56 | 19C | MOUSIKOU Elena | CYP | 293 / 57 | 296 / 56 | 10 | 4 | 589 |
| 57 | 22A | ABED ELAAL Soha | EGY | 289 / 59 | 298 / 55 | 9 | 1 | 587 |
| 58 | 15A | WEI Pi-Hsiu | TPE | 291 / 58 | 294 / 58 | 10 | 1 | 585 |
| 59 | 20B | FEENEY Alexandra | AUS | 294 / 56 | 286 / 60 | 9 | 4 | 580 |
| 60 | 10C | ABTIN Najmeh | IRI | 278 / 63 | 290 / 59 | 12 | 6 | 568 |
| 61 | 11C | DEMA Dorji | BHU | 283 / 61 | 284 / 61 | 8 | 2 | 567 |
| 62 | 6B | ROMERO Sigrid | COL | 279 / 62 | 272 / 62 | 8 | 1 | 551 |
| 63 | 8C | KAMALETDINOVA Albina | TJK | 294 / 55 | 253 / 64 | 10 | 7 | 547 |
| 64 | 12C | ABBOUDA Khadija | MAR | 270 / 64 | 269 / 63 | 7 | 4 | 539 |



RESULT BRACKETS

个人淘汰赛阶段配对表 / TABLEAU DES MATCHS AVEC RÉSULTATS

| | | | |
|----------------------------------|-------------------|---------------------|-------------|
| World Record 12 Arrows: | 119 YUN Ok-Hee | KOR Antalya (TUR) | 29 MAY 2008 |
| Olympic Record 12 Arrows: | 114 KIM Soo-Nyung | KOR Barcelona (ESP) | 2 AUG 1992 |

| RR | Rank / Score | Bk No | Name | NOC Code | 1/32 Elimin. Round | 1/16 Elimin. Round | 1/8 Elimin. Round | Quarterfinals |
|-----|--------------|-------|---------------------------|----------|-----------------------|-----------------------|----------------------|--|
| 1/ | 673 | 1 | PARK Sung-Hyun | KOR | 112 | PARK SH | | |
| 64/ | 539 | 64 | ABBOUDA Khadija | MAR | 80 | 112 | PARK SH 115 OR | |
| 33/ | 629 | 33 | HITZLER Anja | GER | 107 | HITZLER A | | |
| 32/ | 632 | 32 | DODEMONT Sophie | FRA | 106 | 107 | | PARK SH |
| 17/ | 643 | 17 | ESEBUA Kristine | GEO | 102 T9 | ESEBUA K | | |
| 48/ | 616 | 48 | HAYASHI Yuki | JPN | 102 T8 | 102 T9 | ROMANTZI E 103 | |
| 49/ | 614 | 49 | ROMANTZI Elpida | GRE | 105 | ROMANTZI E | | |
| 16/ | 644 | 16 | SATIR Zekiye Keskin | TUR | 103 | 102 T10 | | Match No.60 14 AUG - 16:39 Court A |
| 9/ | 649 | 9 | HAYAKAWA Nami | JPN | 112 | HAYAKAWA N | | |
| 56/ | 589 | 56 | MOUSIKOU Elena | CYP | 103 | 105 | HAYAKAWA N 106 | |
| 41/ | 621 | 41 | ROCHMAWATI Ika Yuliana | INA | 101 | NICHOLS J | | |
| 24/ | 637 | 24 | NICHOLS Jennifer | USA | 114 | 103 | | HAYAKAWA N |
| 25/ | 636 | 25 | GUO Dan | CHN | 104 | BURGESS C | | |
| 40/ | 623 | 40 | BURGESS Charlotte | GBR | 106 | 96 | FOLKARD N 97 | |
| 57/ | 587 | 57 | ABED ELAAL Soha | EGY | 95 | FOLKARD N | | |
| 8/ | 651 | 8 | FOLKARD Naomi | GBR | 107 | 110 | | |
| 5/ | 656 | 5 | KWON Un Sil | PRK | 106 | KWON US | | |
| 60/ | 568 | 60 | ABTIN Najmeh | IRI | 96 | 106 | KWON US 105 | |
| 37/ | 627 | 37 | VARDHINENI Pranitha | IND | 106 | VARDHINENI P | | |
| 28/ | 634 | 28 | WALLER Jane | AUS | 100 | 99 | | KWON US |
| 21/ | 641 | 21 | KOVAL Viktoriya | UKR | 109 | KOVAL V | | |
| 44/ | 620 | 44 | HORACKOVA Barbora | CZE | 107 | 105 | ROMAN A 100 | |
| 53/ | 605 | 53 | M. D'UNIENVILLE Veronique | MRI | 97 | ROMAN A | | |
| 12/ | 646 | 12 | ROMAN Aida | MEX | 108 | 111 | | Match No.59 14 AUG - 16:26 Court A |
| 13/ | 645 | 13 | CWIENCZEK Malgorzata | POL | 113 | CWIENCZEK M | | |
| 52/ | 605 | 52 | LAURSEN Louise | DEN | 100 | 109 | AVITIA M 109 | |
| 45/ | 618 | 45 | SON Hye Yong | PRK | 107 | AVITIA M | | |
| 20/ | 641 | 20 | AVITIA Mariana | MEX | 112 | 110 | | AVITIA M |
| 29/ | 634 | 29 | WU Hui Ju | TPE | 98 | BRITO L | | |
| 36/ | 628 | 36 | BRITO Leidys | VEN | 104 | 98 | NARIMANIDZE K 108 | |
| 61/ | 567 | 61 | DEMA Dorji | BHU | 97 | NARIMANIDZE K | | |
| 4/ | 663 | 4 | NARIMANIDZE Khatuna | GEO | 107 | 111 | | |



RESULT BRACKETS

个人淘汰赛阶段配对表 / TABLEAU DES MATCHS AVEC RÉSULTATS

| | | | |
|----------------------------------|-------------------|---------------------|-------------|
| World Record 12 Arrows: | 119 YUN Ok-Hee | KOR Antalya (TUR) | 29 MAY 2008 |
| Olympic Record 12 Arrows: | 114 KIM Soo-Nyung | KOR Barcelona (ESP) | 2 AUG 1992 |

| RR | Rank / Score | Bk No | Name | NOC Code | 1/32 Elimin. Round | 1/16 Elimin. Round | 1/8 Elimin. Round | Quarterfinals |
|-----|--------------|-------|------------------------|----------|-----------------------|-----------------------|----------------------|--|
| 3/ | 664 | 3 | JOO Hyun-Jung | KOR | 108 | JOO HJ | | |
| 62/ | 551 | 62 | ROMERO Sigrid | COL | 98 | 110 | JOO HJ 109 | |
| 35/ | 628 | 35 | BANNOVA Anastassiya | KAZ | 105 | VALEEVA N | | |
| 30/ | 634 | 30 | VALEEVA Natalia | ITA | 107 | 108 | | JOO HJ |
| 19/ | 643 | 19 | MOSPINEK Justyna | POL | 101 | KITABATAKE S | | |
| 46/ | 616 | 46 | KITABATAKE Sayoko | JPN | 103 | 100 | SCHUH B 104 | |
| 51/ | 613 | 51 | LIONETTI Pia Carmen | ITA | 107 | SCHUH B | | Match No.57 14 AUG - 16:00 Court A |
| 14/ | 645 | 14 | SCHUH Berengere | FRA | 112 | 112 | | |
| 11/ | 647 | 11 | ERDYNIYEVA Natalia | RUS | 107 | ERDYNIYEVA N | | |
| 54/ | 601 | 54 | DIELEN Nathalie | SUI | 102 | 104 | ERDYNIYEVA N 98 | |
| 43/ | 620 | 43 | MARCINKIEWICZ Iwona | POL | 103 | MARCINKIEWICZ I | | |
| 22/ | 637 | 22 | DEVI Laishram Bombayla | IND | 101 | 103 | | ZHANG JJ |
| 27/ | 635 | 27 | ZHANG Juan Juan | CHN | 109 | ZHANG JJ | | |
| 38/ | 627 | 38 | BEREZHNA Tetyana | UKR | 97 | 110 | ZHANG JJ 110 | |
| 59/ | 580 | 59 | FEENEY Alexandra | AUS | 101 | YUAN SC | | |
| 6/ | 652 | 6 | YUAN Shu Chi | TPE | 104 | 105 | | |
| 7/ | 651 | 7 | WILLIAMSON Alison | GBR | 108 | WILLIAMSON A | | |
| 58/ | 585 | 58 | WEI Pi-Hsiu | TPE | 99 | 109 | LORIG K 107 | |
| 39/ | 626 | 39 | ARNOLD Virginie | FRA | 105 | LORIG K | | |
| 26/ | 635 | 26 | LORIG Khatuna | USA | 107 | 112 | | LORIG K |
| 23/ | 637 | 23 | DAGBAEVA Miroslava | RUS | 106 T10 | DAGBAEVA M | | |
| 42/ | 620 | 42 | PUSPITASARI Rina Dewi | INA | 106 T9 | 106 | RENDON AM 95 | |
| 55/ | 595 | 55 | TONETTA Elena | ITA | 106 T9 | RENDON AM | | Match No.58 14 AUG - 16:13 Court A |
| 10/ | 647 | 10 | RENDON Ana Maria | COL | 106 T10 | 110 | | |
| 15/ | 645 | 15 | CHEN Ling | CHN | 110 | CHEN L | | |
| 50/ | 613 | 50 | PSARRA Evangelia | GRE | 101 | 106 | CHEN L 103 | |
| 47/ | 616 | 47 | MULIUK Katsiaryna | BLR | 104 | MULIUK K | | |
| 18/ | 643 | 18 | SANCHEZ Natalia | COL | 101 | 105 | | YUN OH |
| 31/ | 633 | 31 | BANERJEE Dola | IND | 109 T8 | BEAUDET MP | | |
| 34/ | 628 | 34 | BEAUDET Marie-Pier | CAN | 109 T10 | 107 | YUN OH 113 | |
| 63/ | 547 | 63 | KAMALETDINOVA Albina | TJK | 102 | YUN OH | | |
| 2/ | 667 | 2 | YUN Ok-Hee | KOR | 109 | 114 | | |

Legend:

Bk No Back Number **Elimin.** Elimination **OR** Olympic Record **RR** Ranking Round **Ta;b;c** Tie-break arrows



RESULT BRACKETS

个人决赛阶段配对表 / TABLEAU DES MATCHS AVEC RESULTATS

| | | | |
|----------------------------------|--------------------|-------------------|-------------|
| World Record 12 Arrows: | 119 YUN Ok-Hee | KOR Antalya (TUR) | 29 MAY 2008 |
| Olympic Record 12 Arrows: | 115 PARK Sung-Hyun | KOR Beijing (CHN) | 14 AUG 2008 |

| RR | Rank / Score | Bk No | Name | NOC Code | Quarterfinals | Semifinals | Finals |
|-----|--------------|-------|-----------------|----------|---------------|------------|--------|
| 1/ | 673 | 1 | PARK Sung-Hyun | KOR | 112 | | |
| 9/ | 649 | 9 | HAYAKAWA Nami | JPN | 103 | | |
| 5/ | 656 | 5 | KWON Un Sil | PRK | 105 | | |
| 20/ | 641 | 20 | AVITIA Mariana | MEX | 99 | | |
| 3/ | 664 | 3 | JOO Hyun-Jung | KOR | 101 | | |
| 27/ | 635 | 27 | ZHANG Juan Juan | CHN | 106 | | |
| 26/ | 635 | 26 | LORIG Khatuna | USA | 105 | | |
| 2/ | 667 | 2 | YUN Ok-Hee | KOR | 111 | | |

| | | |
|-----------------|-----------------|---------------|
| PARK SH 109 | PARK SH 109 | GOLD |
| KWON US 106 | ZHANG JJ 110 | SILVER |
| ZHANG JJ 115 | PARK SH 111 | BRONZE |
| YUN OH 109 | | |

| | |
|----------------|---------------|
| KWON US 106 | BRONZE |
| YUN OH 109 | |

Legend:

Bk No Back Number **RR** Ranking Round



RESULTS SUMMARY As of 14 AUG 2008

比赛成绩汇总表 / RÉSUMÉ DES RÉSULTATS

| Rk | Name | NOC Code | RR Score / Rank | Rounds | | | | | Finals |
|----|---------------------------|----------|-----------------|--------|------|--------|-----|-----|--------|
| | | | | 1/32 | 1/16 | 1/8 | 1/4 | 1/2 | |
| 1 | ZHANG Juan Juan | CHN | 635 / 27 | 109 | 110 | 110 | 106 | 115 | 110 |
| 2 | PARK Sung-Hyun | KOR | 673 / 1 | 112 | 112 | 115 OR | 112 | 109 | 109 |
| 3 | YUN Ok-Hee | KOR | 667 / 2 | 109 | 114 | 113 | 111 | 109 | 109 |
| 4 | KWON Un Sil | PRK | 656 / 5 | 106 | 106 | 105 | 105 | 106 | 106 |
| 5 | LORIG Khatuna | USA | 635 / 26 | 107 | 112 | 107 | 105 | | |
| 6 | HAYAKAWA Nami | JPN | 649 / 9 | 112 | 105 | 106 | 103 | | |
| 7 | JOO Hyun-Jung | KOR | 664 / 3 | 108 | 110 | 109 | 101 | | |
| 8 | AVITIA Mariana | MEX | 641 / 20 | 112 | 110 | 109 | 99 | | |
| 9 | NARIMANIDZE Khatuna | GEO | 663 / 4 | 107 | 111 | 108 | | | |
| 10 | SCHUH Berengere | FRA | 645 / 14 | 112 | 112 | 104 | | | |
| 11 | CHEN Ling | CHN | 645 / 15 | 110 | 106 | 103 | | | |
| 11 | ROMANTZI Elpida | GRE | 614 / 49 | 105 | 102 | 103 | | | |
| 13 | ROMAN Aida | MEX | 646 / 12 | 108 | 111 | 100 | | | |
| 14 | ERDYNIEVA Natalia | RUS | 647 / 11 | 107 | 104 | 98 | | | |
| 15 | FOLKARD Naomi | GBR | 651 / 8 | 107 | 110 | 97 | | | |
| 16 | RENDON Ana Maria | COL | 647 / 10 | 106 | 110 | 95 | | | |
| 17 | CWIENCZEK Malgorzata | POL | 645 / 13 | 113 | 109 | | | | |
| 17 | WILLIAMSON Alison | GBR | 651 / 7 | 108 | 109 | | | | |
| 19 | VALEEVA Natalia | ITA | 634 / 30 | 107 | 108 | | | | |
| 20 | BEAUDET Marie-Pier | CAN | 628 / 34 | 109 | 107 | | | | |
| 20 | HITZLER Anja | GER | 629 / 33 | 107 | 107 | | | | |
| 22 | DAGBAEVA Miroslava | RUS | 637 / 23 | 106 | 106 | | | | |
| 23 | KOVAL Viktoriya | UKR | 641 / 21 | 109 | 105 | | | | |
| 23 | MULIUK Katsiaryna | BLR | 616 / 47 | 104 | 105 | | | | |
| 23 | YUAN Shu Chi | TPE | 652 / 6 | 104 | 105 | | | | |
| 26 | MARCINKIEWICZ Iwona | POL | 620 / 43 | 103 | 103 | | | | |
| 26 | NICHOLS Jennifer | USA | 637 / 24 | 114 | 103 | | | | |
| 28 | ESEBUA Kristine | GEO | 643 / 17 | 102 | 102 | | | | |
| 29 | KITABATAKE Sayoko | JPN | 616 / 46 | 103 | 100 | | | | |
| 30 | VARDHINENI Pranitha | IND | 627 / 37 | 106 | 99 | | | | |
| 31 | BRITO Leidys | VEN | 628 / 36 | 104 | 98 | | | | |
| 32 | BURGESS Charlotte | GBR | 623 / 40 | 106 | 96 | | | | |
| 33 | BANERJEE Dola | IND | 633 / 31 | 109 | | | | | |
| 34 | HORACKOVA Barbora | CZE | 620 / 44 | 107 | | | | | |
| 34 | LIONETTI Pia Carmen | ITA | 613 / 51 | 107 | | | | | |
| 34 | SON Hye Yong | PRK | 618 / 45 | 107 | | | | | |
| 37 | DODEMONT Sophie | FRA | 632 / 32 | 106 | | | | | |
| 37 | PUSPITASARI Rina Dewi | INA | 620 / 42 | 106 | | | | | |
| 37 | TONETTA Elena | ITA | 595 / 55 | 106 | | | | | |
| 40 | ARNOLD Virginie | FRA | 626 / 39 | 105 | | | | | |
| 40 | BANNOVA Anastassiya | KAZ | 628 / 35 | 105 | | | | | |
| 42 | GUO Dan | CHN | 636 / 25 | 104 | | | | | |
| 43 | MOUSIKOU Elena | CYP | 589 / 56 | 103 | | | | | |
| 43 | SATIR Zekiye Keskin | TUR | 644 / 16 | 103 | | | | | |
| 45 | DIELEN Nathalie | SUI | 601 / 54 | 102 | | | | | |
| 45 | HAYASHI Yuki | JPN | 616 / 48 | 102 | | | | | |
| 45 | KAMALETDINOVA Albina | TJK | 547 / 63 | 102 | | | | | |
| 48 | DEVI Laishram Bombayla | IND | 637 / 22 | 101 | | | | | |
| 48 | FEENEY Alexandra | AUS | 580 / 59 | 101 | | | | | |
| 48 | MOSPINEK Justyna | POL | 643 / 19 | 101 | | | | | |
| 48 | PSARRA Evangelia | GRE | 613 / 50 | 101 | | | | | |
| 48 | ROCHMAWATI Ika Yuliana | INA | 621 / 41 | 101 | | | | | |
| 48 | SANCHEZ Natalia | COL | 643 / 18 | 101 | | | | | |
| 54 | LAURSEN Louise | DEN | 605 / 52 | 100 | | | | | |
| 54 | WALLER Jane | AUS | 634 / 28 | 100 | | | | | |
| 56 | WEI Pi-Hsiu | TPE | 585 / 58 | 99 | | | | | |
| 57 | ROMERO Sigrid | COL | 551 / 62 | 98 | | | | | |
| 57 | WU Hui Ju | TPE | 634 / 29 | 98 | | | | | |
| 59 | BEREZHNA Tetyana | UKR | 627 / 38 | 97 | | | | | |
| 59 | DEMA Dorji | BHU | 567 / 61 | 97 | | | | | |
| 59 | M. D'UNIENVILLE Veronique | MRI | 605 / 53 | 97 | | | | | |
| 62 | ABTIN Najmeh | IRI | 568 / 60 | 96 | | | | | |



RESULTS SUMMARY As of 14 AUG 2008

比赛成绩汇总表 / RÉSUMÉ DES RÉSULTATS

| Rk | Name | NOC Code | RR Score / Rank | Rounds | | | | | |
|----|-----------------|-------------|--------------------|--------|------|-----|-----|-----|--------|
| | | | | 1/32 | 1/16 | 1/8 | 1/4 | 1/2 | Finals |
| 63 | ABED ELAAL Soha | EGY | 587 / 57 | 95 | | | | | |
| 64 | ABBOUDA Khadija | MAR | 539 / 64 | 80 | | | | | |

Legend:

OR Olympic Record Rk Rank RR Ranking Round



RESULTS SUMMARY ARROW BY ARROW
个人比赛成绩汇总表-每支箭 / RÉSUMÉ DES RÉSULTATS FLÈCHE PAR FLÈCHE

| | | | |
|----------------------------------|-------------------|---------------------|-------------|
| World Record 12 Arrows: | 119 YUN Ok-Hee | KOR Antalya (TUR) | 29 MAY 2008 |
| Olympic Record 12 Arrows: | 114 KIM Soo-Nyung | KOR Barcelona (ESP) | 2 AUG 1992 |

| Match No | Back No | Name | NOC Code | Arrows | | | | | | Total Score |
|----------|---------|------------------------|----------|--------|----|----|----|----|----|-------------|
| | | | | 1 | 2 | 3 | 4 | 5 | 6 | |
| | | | | 7 | 8 | 9 | 10 | 11 | 12 | |
| 1 | 3 | JOO Hyun-Jung | KOR | 10 | 8 | 8 | 10 | 8 | 9 | 108 |
| | | | | 10 | 9 | 9 | 10 | 8 | 9 | |
| | 62 | ROMERO Sigrid | COL | 5 | 9 | 8 | 8 | 9 | 8 | 98 |
| | | | | 9 | 9 | 8 | 8 | 8 | 9 | |
| 2 | 46 | KITABATAKE Sayoko | JPN | 9 | 8 | 10 | 6 | 7 | 9 | 103 |
| | | | | 10 | 9 | 9 | 10 | 8 | 8 | |
| | 19 | MOSPINEK Justyna | POL | 8 | 9 | 8 | 7 | 10 | 9 | 101 |
| | | | | 8 | 7 | 8 | 9 | 10 | 8 | |
| 3 | 30 | VALEEVA Natalia | ITA | 10 | 9 | 7 | 9 | 8 | 10 | 107 |
| | | | | 9 | 9 | 8 | 9 | 10 | 9 | |
| | 35 | BANNOVA Anastassiya | KAZ | 8 | 8 | 8 | 9 | 8 | 9 | 105 |
| | | | | 9 | 9 | 10 | 10 | 8 | 9 | |
| 4 | 14 | SCHUH Berengere | FRA | 8 | 10 | 8 | 10 | 9 | 10 | 112 |
| | | | | 10 | 10 | 9 | 10 | 9 | 9 | |
| | 51 | LIONETTI Pia Carmen | ITA | 10 | 9 | 8 | 9 | 8 | 9 | 107 |
| | | | | 8 | 10 | 9 | 8 | 10 | 9 | |
| 7 | 11 | ERDYNIYEVA Natalia | RUS | 9 | 10 | 10 | 9 | 6 | 10 | 107 |
| | | | | 8 | 9 | 10 | 9 | 8 | 9 | |
| | 54 | DIELEN Nathalie | SUI | 9 | 6 | 10 | 9 | 8 | 8 | 102 |
| | | | | 10 | 8 | 8 | 9 | 8 | 9 | |
| 8 | 27 | ZHANG Juan Juan | CHN | 9 | 10 | 9 | 10 | 8 | 10 | 109 |
| | | | | 10 | 10 | 8 | 9 | 8 | 8 | |
| | 38 | BEREZHNA Tetyana | UKR | 10 | 7 | 9 | 9 | 7 | 7 | 97 |
| | | | | 8 | 10 | 8 | 8 | 6 | 8 | |
| 9 | 43 | MARCINKIEWICZ Iwona | POL | 10 | 9 | 8 | 7 | 9 | 9 | 103 |
| | | | | 8 | 8 | 10 | 8 | 8 | 9 | |
| | 22 | DEVI Laishram Bombayla | IND | 9 | 8 | 9 | 9 | 9 | 6 | 101 |
| | | | | 9 | 9 | 9 | 9 | 7 | 8 | |
| 10 | 6 | YUAN Shu Chi | TPE | 8 | 9 | 9 | 8 | 7 | 8 | 104 |
| | | | | 9 | 10 | 10 | 10 | 8 | 8 | |
| | 59 | FEENEY Alexandra | AUS | 9 | 9 | 8 | 9 | 8 | 9 | 101 |
| | | | | 8 | 7 | 9 | 8 | 8 | 9 | |
| 13 | 7 | WILLIAMSON Alison | GBR | 8 | 9 | 10 | 9 | 8 | 9 | 108 |
| | | | | 9 | 9 | 10 | 9 | 9 | 9 | |
| | 58 | WEI Pi-Hsiu | TPE | 7 | 8 | 9 | 7 | 7 | 9 | 99 |
| | | | | 8 | 8 | 9 | 8 | 10 | 9 | |



RESULTS SUMMARY ARROW BY ARROW
个人比赛成绩汇总表-每支箭 / RÉSUMÉ DES RÉSULTATS FLÈCHE PAR FLÈCHE

| | | | |
|----------------------------------|-------------------|---------------------|-------------|
| World Record 12 Arrows: | 119 YUN Ok-Hee | KOR Antalya (TUR) | 29 MAY 2008 |
| Olympic Record 12 Arrows: | 114 KIM Soo-Nyung | KOR Barcelona (ESP) | 2 AUG 1992 |

| Match No | Back No | Name | NOC Code | Arrows | | | | | | Total Score | |
|----------|---------|-----------------------|----------|--------|----|----|----|----|----|-------------|-----|
| | | | | 1 | 2 | 3 | 4 | 5 | 6 | | |
| | | | | 7 | 8 | 9 | 10 | 11 | 12 | | |
| 14 | 23 | DAGBAEVA Miroslava | RUS | 9 | 9 | 7 | 9 | 9 | 9 | 106 | T10 |
| | | | | 9 | 10 | 9 | 10 | 8 | 8 | | |
| | 42 | PUSPITASARI Rina Dewi | INA | 7 | 7 | 8 | 10 | 8 | 9 | 106 | T9 |
| | | | | 9 | 9 | 10 | 10 | 9 | 10 | | |
| 15 | 26 | LORIG Khatuna | USA | 9 | 9 | 9 | 9 | 9 | 9 | 107 | |
| | | | | 8 | 9 | 9 | 8 | 10 | 9 | | |
| | 39 | ARNOLD Virginie | FRA | 9 | 8 | 9 | 7 | 9 | 9 | 105 | |
| | | | | 9 | 9 | 8 | 10 | 9 | 9 | | |
| 16 | 10 | RENDON Ana Maria | COL | 9 | 9 | 8 | 9 | 8 | 8 | 106 | T10 |
| | | | | 9 | 10 | 8 | 9 | 10 | 9 | | |
| | 55 | TONETTA Elena | ITA | 8 | 9 | 10 | 9 | 9 | 9 | 106 | T9 |
| | | | | 9 | 9 | 9 | 10 | 6 | 9 | | |
| 19 | 15 | CHEN Ling | CHN | 10 | 10 | 9 | 10 | 10 | 10 | 110 | |
| | | | | 9 | 9 | 9 | 7 | 10 | 7 | | |
| | 50 | PSARRA Evangelia | GRE | 7 | 9 | 7 | 9 | 7 | 9 | 101 | |
| | | | | 9 | 9 | 10 | 8 | 9 | 8 | | |
| 20 | 34 | BEAUDET Marie-Pier | CAN | 10 | 10 | 9 | 9 | 10 | 7 | 109 | T10 |
| | | | | 10 | 10 | 9 | 8 | 9 | 8 | | |
| | 31 | BANERJEE Dola | IND | 10 | 10 | 9 | 9 | 7 | 8 | 109 | T8 |
| | | | | 10 | 9 | 9 | 9 | 9 | 10 | | |
| 21 | 47 | MULIUK Katsiaryna | BLR | 7 | 9 | 9 | 9 | 10 | 8 | 104 | |
| | | | | 8 | 8 | 9 | 9 | 8 | 10 | | |
| | 18 | SANCHEZ Natalia | COL | 7 | 9 | 8 | 8 | 9 | 7 | 101 | |
| | | | | 10 | 9 | 10 | 10 | 7 | 7 | | |
| 22 | 2 | YUN Ok-Hee | KOR | 10 | 8 | 9 | 10 | 9 | 9 | 109 | |
| | | | | 8 | 9 | 9 | 10 | 8 | 10 | | |
| | 63 | KAMALETDINOVA Albina | TJK | 6 | 8 | 9 | 9 | 8 | 8 | 102 | |
| | | | | 10 | 9 | 7 | 10 | 8 | 10 | | |
| 25 | 13 | CWIENCZEK Malgorzata | POL | 8 | 10 | 9 | 10 | 9 | 9 | 113 | |
| | | | | 10 | 10 | 10 | 9 | 9 | 10 | | |
| | 52 | LAURSEN Louise | DEN | 10 | 5 | 10 | 10 | 9 | 9 | 100 | |
| | | | | 9 | 4 | 8 | 9 | 8 | 9 | | |
| 26 | 36 | BRITO Leidys | VEN | 9 | 9 | 9 | 9 | 8 | 8 | 104 | |
| | | | | 9 | 9 | 7 | 8 | 9 | 10 | | |
| | 29 | WU Hui Ju | TPE | 7 | 9 | 8 | 7 | 9 | 9 | 98 | |
| | | | | 10 | 8 | 8 | 7 | 9 | 7 | | |



RESULTS SUMMARY ARROW BY ARROW
个人比赛成绩汇总表-每支箭 / RÉSUMÉ DES RÉSULTATS FLÈCHE PAR FLÈCHE

| | | | |
|----------------------------------|-------------------|---------------------|-------------|
| World Record 12 Arrows: | 119 YUN Ok-Hee | KOR Antalya (TUR) | 29 MAY 2008 |
| Olympic Record 12 Arrows: | 114 KIM Soo-Nyung | KOR Barcelona (ESP) | 2 AUG 1992 |

| Match No | Back No | Name | NOC Code | Arrows | | | | | | Total Score |
|----------|---------------------------|----------------------|----------|--------|----|----|----|----|-----|-------------|
| | | | | 1 | 2 | 3 | 4 | 5 | 6 | |
| | | | | 7 | 8 | 9 | 10 | 11 | 12 | |
| 27 | 20 | AVITIA Mariana | MEX | 10 | 8 | 9 | 9 | 10 | 10 | 112 |
| | | | | 9 | 9 | 9 | 10 | 10 | 9 | |
| 45 | SON Hye Yong | PRK | 9 | 8 | 10 | 9 | 8 | 8 | 107 | |
| | | | 9 | 9 | 8 | 10 | 9 | 10 | | |
| 28 | 4 | NARIMANIDZE Khatuna | GEO | 6 | 10 | 9 | 9 | 10 | 9 | 107 |
| | | | | 7 | 10 | 8 | 9 | 10 | 10 | |
| 61 | DEMA Dorji | BHU | 5 | 8 | 10 | 8 | 9 | 9 | 97 | |
| | | | 9 | 10 | 4 | 8 | 8 | 9 | | |
| 31 | 5 | KWON Un Sil | PRK | 9 | 9 | 8 | 8 | 9 | 9 | 106 |
| | | | | 9 | 9 | 8 | 9 | 10 | 9 | |
| 60 | ABTIN Najmeh | IRI | 5 | 9 | 9 | 9 | 7 | 8 | 96 | |
| | | | 8 | 8 | 7 | 8 | 9 | 9 | | |
| 32 | 21 | KOVAL Viktoriya | UKR | 9 | 8 | 9 | 10 | 10 | 9 | 109 |
| | | | | 10 | 9 | 8 | 9 | 8 | 10 | |
| 44 | HORACKOVA Barbora | CZE | 9 | 8 | 7 | 9 | 10 | 10 | 107 | |
| | | | 10 | 7 | 9 | 10 | 8 | 10 | | |
| 33 | 37 | VARDHINENI Praniitha | IND | 9 | 10 | 10 | 10 | 9 | 7 | 106 |
| | | | | 9 | 10 | 8 | 7 | 10 | 7 | |
| 28 | WALLER Jane | AUS | 8 | 7 | 10 | 9 | 8 | 9 | 100 | |
| | | | 9 | 7 | 8 | 7 | 10 | 8 | | |
| 34 | 12 | ROMAN Aida | MEX | 9 | 8 | 9 | 8 | 10 | 7 | 108 |
| | | | | 9 | 9 | 10 | 10 | 10 | 9 | |
| 53 | M. D'UNIENVILLE Veronique | MRI | 6 | 9 | 7 | 5 | 10 | 9 | 97 | |
| | | | 8 | 9 | 10 | 8 | 8 | 8 | | |
| 37 | 9 | HAYAKAWA Nami | JPN | 9 | 10 | 10 | 10 | 9 | 10 | 112 |
| | | | | 8 | 9 | 10 | 9 | 10 | 8 | |
| 56 | MOUSIKOU Elena | CYP | 8 | 8 | 9 | 7 | 9 | 8 | 103 | |
| | | | 10 | 9 | 9 | 9 | 9 | 8 | | |
| 38 | 40 | BURGESS Charlotte | GBR | 8 | 10 | 10 | 8 | 9 | 8 | 106 |
| | | | | 10 | 10 | 6 | 9 | 9 | 9 | |
| 25 | GUO Dan | CHN | 10 | 10 | 8 | 9 | 9 | 8 | 104 | |
| | | | 7 | 9 | 7 | 9 | 9 | 9 | | |
| 39 | 24 | NICHOLS Jennifer | USA | 10 | 8 | 10 | 10 | 10 | 10 | 114 |
| | | | | 10 | 9 | 10 | 9 | 9 | 9 | |
| 41 | ROCHMAWATI Ika Yuliana | INA | 8 | 9 | 7 | 7 | 9 | 9 | 101 | |
| | | | 7 | 9 | 10 | 8 | 9 | 9 | | |



RESULTS SUMMARY ARROW BY ARROW
个人比赛成绩汇总表-每支箭 / RÉSUMÉ DES RÉSULTATS FLÈCHE PAR FLÈCHE

| | | | |
|----------------------------------|-------------------|---------------------|-------------|
| World Record 12 Arrows: | 119 YUN Ok-Hee | KOR Antalya (TUR) | 29 MAY 2008 |
| Olympic Record 12 Arrows: | 114 KIM Soo-Nyung | KOR Barcelona (ESP) | 2 AUG 1992 |

| Match No | Back No | Name | NOC Code | Arrows | | | | | | Total Score | |
|----------|---------------------|-----------------|----------|--------|----|----|----|----|----|-------------|----|
| | | | | 1 | 2 | 3 | 4 | 5 | 6 | | |
| | | | | 7 | 8 | 9 | 10 | 11 | 12 | | |
| 40 | 8 | FOLKARD Naomi | GBR | 9 | 7 | 10 | 9 | 8 | 9 | 107 | |
| | | | | 10 | 9 | 9 | 9 | 9 | 9 | | |
| 57 | ABED ELAAL Soha | EGY | | 6 | 7 | 6 | 9 | 9 | 9 | 95 | |
| | | | | 9 | 7 | 9 | 5 | 9 | 10 | | |
| 43 | 1 | PARK Sung-Hyun | KOR | 10 | 9 | 9 | 10 | 10 | 9 | 112 | |
| | | | | 8 | 9 | 10 | 10 | 9 | 9 | | |
| 64 | ABBOUDA Khadija | MAR | | 5 | 10 | 7 | 4 | 7 | 6 | 80 | |
| | | | | 7 | 8 | 6 | 7 | 6 | 7 | | |
| 44 | 17 | ESEBUA Kristine | GEO | 10 | 9 | 10 | 9 | 9 | 8 | 102 | T9 |
| | | | | 5 | 8 | 9 | 9 | 8 | 8 | | |
| 48 | HAYASHI Yuki | JPN | | 10 | 8 | 7 | 7 | 10 | 9 | 102 | T8 |
| | | | | 8 | 10 | 7 | 9 | 8 | 9 | | |
| 45 | 33 | HITZLER Anja | GER | 10 | 10 | 8 | 9 | 9 | 9 | 107 | |
| | | | | 9 | 9 | 7 | 10 | 9 | 8 | | |
| 32 | DODEMONT Sophie | FRA | | 9 | 8 | 10 | 8 | 10 | 9 | 106 | |
| | | | | 7 | 9 | 10 | 8 | 8 | 10 | | |
| 46 | 49 | ROMANTZI Elpida | GRE | 7 | 10 | 9 | 7 | 9 | 7 | 105 | |
| | | | | 9 | 10 | 10 | 9 | 9 | 9 | | |
| 16 | SATIR Zekiye Keskin | TUR | | 9 | 9 | 10 | 8 | 8 | 8 | 103 | |
| | | | | 9 | 8 | 9 | 8 | 9 | 8 | | |

Legend:

No Number

Ta;b;c Tie-break arrows



RESULTS SUMMARY ARROW BY ARROW
个人比赛成绩汇总表-每支箭 / RÉSUMÉ DES RÉSULTATS FLÈCHE PAR FLÈCHE

| | | | |
|----------------------------------|-------------------|---------------------|-------------|
| World Record 12 Arrows: | 119 YUN Ok-Hee | KOR Antalya (TUR) | 29 MAY 2008 |
| Olympic Record 12 Arrows: | 114 KIM Soo-Nyung | KOR Barcelona (ESP) | 2 AUG 1992 |

| Match No | Back No | Name | NOC Code | Arrows | | | | | | Total Score |
|----------|----------------------|--------------------|----------|--------|----|----|----|----|-----|-------------|
| | | | | 1 | 2 | 3 | 4 | 5 | 6 | |
| | | | | 7 | 8 | 9 | 10 | 11 | 12 | |
| 5 | 3 | JOO Hyun-Jung | KOR | 9 | 10 | 9 | 10 | 10 | 9 | 110 |
| | | | | 8 | 9 | 9 | 10 | 9 | 8 | |
| 30 | VALEEVA Natalia | ITA | 10 | 9 | 9 | 9 | 9 | 9 | 108 | |
| | | | 9 | 9 | 9 | 9 | 8 | 9 | | |
| 6 | 14 | SCHUH Berengere | FRA | 10 | 10 | 10 | 10 | 9 | 8 | 112 |
| | | | | 8 | 9 | 8 | 10 | 10 | 10 | |
| 46 | KITABATAKE Sayoko | JPN | 9 | 9 | 7 | 8 | 8 | 8 | 100 | |
| | | | 7 | 10 | 9 | 9 | 8 | 8 | | |
| 11 | 11 | ERDYNIYEVA Natalia | RUS | 9 | 9 | 8 | 9 | 9 | 9 | 104 |
| | | | | 10 | 9 | 8 | 9 | 8 | 7 | |
| 43 | MARCINKIEWICZ Iwona | POL | 9 | 9 | 8 | 9 | 8 | 8 | 103 | |
| | | | 9 | 10 | 9 | 9 | 5 | 10 | | |
| 12 | 27 | ZHANG Juan Juan | CHN | 10 | 8 | 9 | 10 | 9 | 10 | 110 |
| | | | | 9 | 9 | 10 | 10 | 8 | 8 | |
| 6 | YUAN Shu Chi | TPE | 9 | 9 | 9 | 8 | 9 | 8 | 105 | |
| | | | 8 | 9 | 8 | 10 | 9 | 9 | | |
| 17 | 26 | LORIG Khatuna | USA | 9 | 10 | 10 | 8 | 10 | 10 | 112 |
| | | | | 9 | 9 | 10 | 10 | 8 | 9 | |
| 7 | WILLIAMSON Alison | GBR | 9 | 10 | 8 | 9 | 9 | 9 | 109 | |
| | | | 9 | 9 | 8 | 9 | 10 | 10 | | |
| 18 | 10 | RENDON Ana Maria | COL | 10 | 10 | 8 | 9 | 9 | 10 | 110 |
| | | | | 9 | 8 | 9 | 10 | 9 | 9 | |
| 23 | DAGBAEVA Miroslava | RUS | 4 | 10 | 10 | 10 | 8 | 10 | 106 | |
| | | | 9 | 10 | 8 | 8 | 9 | 10 | | |
| 23 | 15 | CHEN Ling | CHN | 8 | 8 | 9 | 9 | 8 | 8 | 106 |
| | | | | 10 | 10 | 7 | 9 | 10 | 10 | |
| 47 | MULIUK Katsiaryna | BLR | 8 | 9 | 9 | 10 | 9 | 7 | 105 | |
| | | | 8 | 9 | 10 | 8 | 9 | 9 | | |
| 24 | 2 | YUN Ok-Hee | KOR | 9 | 10 | 9 | 9 | 9 | 10 | 114 |
| | | | | 10 | 9 | 10 | 10 | 9 | 10 | |
| 34 | BEAUDET Marie-Pier | CAN | 7 | 9 | 10 | 9 | 9 | 9 | 107 | |
| | | | 10 | 10 | 9 | 10 | 10 | 5 | | |
| 29 | 20 | AVITIA Mariana | MEX | 10 | 9 | 10 | 10 | 8 | 9 | 110 |
| | | | | 10 | 9 | 8 | 8 | 10 | 9 | |
| 13 | CWIENCZEK Malgorzata | POL | 9 | 9 | 9 | 9 | 8 | 10 | 109 | |
| | | | 10 | 10 | 9 | 9 | 8 | 9 | | |



RESULTS SUMMARY ARROW BY ARROW
个人比赛成绩汇总表-每支箭 / RÉSUMÉ DES RÉSULTATS FLÈCHE PAR FLÈCHE

| | | | |
|----------------------------------|-------------------|---------------------|-------------|
| World Record 12 Arrows: | 119 YUN Ok-Hee | KOR Antalya (TUR) | 29 MAY 2008 |
| Olympic Record 12 Arrows: | 114 KIM Soo-Nyung | KOR Barcelona (ESP) | 2 AUG 1992 |

| Match No | Back No | Name | NOC Code | Arrows | | | | | | Total Score | |
|----------|---------------------|---------------------|----------|--------|----|----|----|----|--------|-------------|--|
| | | | | 1 | 2 | 3 | 4 | 5 | 6 | | |
| | | | | 7 | 8 | 9 | 10 | 11 | 12 | | |
| 30 | 4 | NARIMANIDZE Khatuna | GEO | 8 | 10 | 9 | 10 | 9 | 9 | 111 | |
| | | | | 9 | 10 | 9 | 9 | 10 | 9 | | |
| 36 | BRITO Leidys | VEN | 6 | 8 | 8 | 8 | 10 | 8 | 98 | | |
| | | | 8 | 9 | 8 | 7 | 9 | 9 | | | |
| 35 | 5 | KWON Un Sil | PRK | 9 | 8 | 9 | 9 | 9 | 8 | 106 | |
| | | | | 7 | 10 | 9 | 8 | 10 | 10 | | |
| 37 | VARDHINENI Pranitha | IND | 9 | 9 | 9 | 6 | 7 | 9 | 99 | | |
| | | | 8 | 7 | 9 | 9 | 9 | 8 | | | |
| 36 | 12 | ROMAN Aida | MEX | 10 | 9 | 8 | 8 | 9 | 10 | 111 | |
| | | | | 10 | 10 | 10 | 7 | 10 | 10 | | |
| 21 | KOVAL Viktoriya | UKR | 8 | 9 | 10 | 8 | 9 | 9 | 105 | | |
| | | | 9 | 9 | 9 | 7 | 10 | 8 | | | |
| 41 | 9 | HAYAKAWA Nami | JPN | 9 | 8 | 8 | 9 | 9 | 9 | 105 | |
| | | | | 9 | 10 | 9 | 7 | 8 | 10 | | |
| 24 | NICHOLS Jennifer | USA | 9 | 9 | 8 | 8 | 9 | 9 | 103 | | |
| | | | 8 | 10 | 8 | 8 | 9 | 8 | | | |
| 42 | 8 | FOLKARD Naomi | GBR | 10 | 10 | 9 | 9 | 10 | 9 | 110 | |
| | | | | 9 | 9 | 9 | 8 | 9 | 9 | | |
| 40 | BURGESS Charlotte | GBR | 6 | 8 | 8 | 8 | 6 | 9 | 96 | | |
| | | | 10 | 10 | 9 | 8 | 8 | 6 | | | |
| 47 | 1 | PARK Sung-Hyun | KOR | 10 | 9 | 9 | 8 | 9 | 9 | 112 | |
| | | | | 9 | 10 | 10 | 9 | 10 | 10 | | |
| 33 | HITZLER Anja | GER | 10 | 10 | 9 | 8 | 8 | 8 | 107 | | |
| | | | 10 | 10 | 9 | 9 | 9 | 7 | | | |
| 48 | 49 | ROMANTZI Elpida | GRE | 8 | 8 | 9 | 8 | 9 | 9 | 102 T10 | |
| | | | | 9 | 7 | 10 | 8 | 8 | 9 | | |
| 17 | ESEBUA Kristine | GEO | 9 | 9 | 9 | 9 | 9 | 9 | 102 T9 | | |
| | | | 7 | 9 | 7 | 9 | 7 | 9 | | | |

Legend:

No Number

Ta;b;c Tie-break arrows



RESULTS SUMMARY ARROW BY ARROW
个人比赛成绩汇总表-每支箭 / RÉSUMÉ DES RÉSULTATS FLÈCHE PAR FLÈCHE

| | | | |
|----------------------------------|-------------------|---------------------|-------------|
| World Record 12 Arrows: | 119 YUN Ok-Hee | KOR Antalya (TUR) | 29 MAY 2008 |
| Olympic Record 12 Arrows: | 114 KIM Soo-Nyung | KOR Barcelona (ESP) | 2 AUG 1992 |

| Match No | Back No | Name | NOC Code | Arrows | | | | | | Total Score | |
|----------|---------|---------------------|----------|--------|----|----|----|----|----|-------------|---------------|
| | | | | 1 | 2 | 3 | 4 | 5 | 6 | | |
| | | | | 7 | 8 | 9 | 10 | 11 | 12 | | |
| 49 | 3 | JOO Hyun-Jung | KOR | 8 | 9 | 9 | 10 | 9 | 8 | | |
| | | | | 10 | 9 | 10 | 9 | 9 | 9 | | 109 |
| | 14 | SCHUH Berengere | FRA | 8 | 9 | 8 | 8 | 8 | 9 | | |
| | | | | 8 | 9 | 10 | 10 | 8 | 9 | | 104 |
| 50 | 27 | ZHANG Juan Juan | CHN | 9 | 9 | 9 | 10 | 8 | 10 | | |
| | | | | 9 | 8 | 10 | 9 | 10 | 9 | | 110 |
| | 11 | ERDYNIYEVA Natalia | RUS | 7 | 8 | 9 | 7 | 7 | 9 | | |
| | | | | 10 | 6 | 9 | 8 | 9 | 9 | | 98 |
| 51 | 26 | LORIG Khatuna | USA | 10 | 8 | 9 | 8 | 8 | 10 | | |
| | | | | 9 | 8 | 8 | 10 | 10 | 9 | | 107 |
| | 10 | RENDON Ana Maria | COL | 6 | 9 | 8 | 6 | 9 | 8 | | |
| | | | | 9 | 6 | 10 | 7 | 9 | 8 | | 95 |
| 52 | 2 | YUN Ok-Hee | KOR | 9 | 10 | 8 | 10 | 9 | 9 | | |
| | | | | 9 | 10 | 10 | 10 | 10 | 9 | | 113 |
| | 15 | CHEN Ling | CHN | 10 | 8 | 9 | 7 | 10 | 9 | | |
| | | | | 9 | 8 | 6 | 8 | 10 | 9 | | 103 |
| 53 | 20 | AVITIA Mariana | MEX | 9 | 9 | 10 | 10 | 8 | 9 | | |
| | | | | 9 | 9 | 9 | 10 | 8 | 9 | | 109 |
| | 4 | NARIMANIDZE Khatuna | GEO | 7 | 9 | 9 | 9 | 9 | 10 | | |
| | | | | 9 | 10 | 10 | 9 | 9 | 8 | | 108 |
| 54 | 5 | KWON Un Sil | PRK | 9 | 10 | 7 | 4 | 10 | 10 | | |
| | | | | 9 | 9 | 9 | 9 | 10 | 9 | | 105 |
| | 12 | ROMAN Aida | MEX | 8 | 10 | 9 | 9 | 9 | 9 | | |
| | | | | 7 | 8 | 9 | 10 | 5 | 7 | | 100 |
| 55 | 9 | HAYAKAWA Nami | JPN | 10 | 7 | 9 | 9 | 8 | 9 | | |
| | | | | 9 | 9 | 9 | 10 | 9 | 8 | | 106 |
| | 8 | FOLKARD Naomi | GBR | 8 | 9 | 7 | 5 | 7 | 7 | | |
| | | | | 7 | 9 | 10 | 10 | 9 | 9 | | 97 |
| 56 | 1 | PARK Sung-Hyun | KOR | 9 | 10 | 10 | 10 | 10 | 10 | | |
| | | | | 10 | 10 | 9 | 9 | 9 | 9 | | 115 OR |
| | 49 | ROMANTZI Elpida | GRE | 7 | 9 | 7 | 9 | 9 | 7 | | |
| | | | | 10 | 8 | 9 | 10 | 8 | 10 | | 103 |

Legend:

No Number

OR Olympic Record



RESULTS SUMMARY ARROW BY ARROW
 个人比赛成绩汇总表-每支箭 / RÉSUMÉ DES RÉSULTATS FLÈCHE PAR FLÈCHE

| | | | |
|----------------------------------|-------------------|---------------------|-------------|
| World Record 12 Arrows: | 119 YUN Ok-Hee | KOR Antalya (TUR) | 29 MAY 2008 |
| Olympic Record 12 Arrows: | 114 KIM Soo-Nyung | KOR Barcelona (ESP) | 2 AUG 1992 |

| Match No | Back No | Name | NOC Code | Arrows | | | | | | Total Score |
|----------|---------|-----------------|----------|--------|----|----|----|----|----|-------------|
| | | | | 1 | 2 | 3 | 4 | 5 | 6 | |
| | | | | 7 | 8 | 9 | 10 | 11 | 12 | |
| 57 | 27 | ZHANG Juan Juan | CHN | 10 | 6 | 9 | 10 | 9 | 8 | 106 |
| | | | | 9 | 7 | 10 | 10 | 9 | 9 | |
| | 3 | JOO Hyun-Jung | KOR | 7 | 6 | 10 | 9 | 6 | 9 | 101 |
| | | | | 7 | 10 | 9 | 10 | 9 | 9 | |
| 58 | 2 | YUN Ok-Hee | KOR | 9 | 9 | 10 | 10 | 8 | 9 | 111 |
| | | | | 9 | 10 | 9 | 9 | 9 | 10 | |
| | 26 | LORIG Khatuna | USA | 8 | 8 | 9 | 7 | 10 | 9 | 105 |
| | | | | 8 | 8 | 10 | 9 | 9 | 10 | |
| 59 | 5 | KWON Un Sil | PRK | 8 | 10 | 9 | 9 | 9 | 7 | 105 |
| | | | | 10 | 9 | 8 | 10 | 8 | 8 | |
| | 20 | AVITIA Mariana | MEX | 8 | 8 | 8 | 9 | 10 | 7 | 99 |
| | | | | 8 | 7 | 7 | 8 | 10 | 9 | |
| 60 | 1 | PARK Sung-Hyun | KOR | 9 | 8 | 9 | 10 | 10 | 10 | 112 |
| | | | | 9 | 10 | 10 | 10 | 7 | 10 | |
| | 9 | HAYAKAWA Nami | JPN | 8 | 8 | 8 | 9 | 9 | 10 | 103 |
| | | | | 7 | 9 | 8 | 9 | 8 | 10 | |

Legend:
 No Number



OLYMPIC GREEN ARCHERY FIELD
 奥林匹克公园射箭场
 OLYMPIC GREEN ARCHERY FIELD

THU 星期四 JEU
 14 AUG 2008

ARCHERY
 射箭 / TIR A L'ARC

WOMEN'S INDIVIDUAL
 女子个人 / FEMMES INDIVIDUAL

SEMIFINALS
 半决赛 / DEMI-FINALES



RESULTS SUMMARY ARROW BY ARROW

个人比赛成绩汇总表-每支箭 / RÉSUMÉ DES RÉSULTATS FLÈCHE PAR FLÈCHE

| | | | |
|----------------------------------|-------------------|---------------------|-------------|
| World Record 12 Arrows: | 119 YUN Ok-Hee | KOR Antalya (TUR) | 29 MAY 2008 |
| Olympic Record 12 Arrows: | 114 KIM Soo-Nyung | KOR Barcelona (ESP) | 2 AUG 1992 |

| Match No | Back No | Name | NOC Code | Arrows | | | | | | Total Score |
|----------|---------|-----------------|----------|--------|----|----|----|----|----|-------------|
| | | | | 1 | 2 | 3 | 4 | 5 | 6 | |
| | | | | 7 | 8 | 9 | 10 | 11 | 12 | |
| 61 | 27 | ZHANG Juan Juan | CHN | 10 | 10 | 10 | 9 | 9 | 10 | 115 |
| | | | | 9 | 10 | 9 | 10 | 9 | 10 | |
| | 2 | YUN Ok-Hee | KOR | 9 | 8 | 9 | 8 | 9 | 9 | 109 |
| | | | | 9 | 10 | 10 | 9 | 10 | 9 | |
| 62 | 1 | PARK Sung-Hyun | KOR | 9 | 10 | 9 | 10 | 9 | 8 | 109 |
| | | | | 8 | 10 | 10 | 9 | 8 | 9 | |
| | 5 | KWON Un Sil | PRK | 8 | 8 | 9 | 9 | 8 | 9 | 106 |
| | | | | 9 | 9 | 9 | 9 | 9 | 10 | |

Legend:
 No Number



RESULTS SUMMARY ARROW BY ARROW

个人比赛成绩汇总表-每支箭 / RÉSUMÉ DES RÉSULTATS FLÈCHE PAR FLÈCHE

| | | | |
|----------------------------------|--------------------|-------------------|-------------|
| World Record 12 Arrows: | 119 YUN Ok-Hee | KOR Antalya (TUR) | 29 MAY 2008 |
| Olympic Record 12 Arrows: | 115 PARK Sung-Hyun | KOR Beijing (CHN) | 14 AUG 2008 |

| Match No | Back No | Name | NOC Code | Arrows | | | | | | Total Score |
|----------|---------|-----------------|----------|--------|----|----|----|----|----|-------------|
| | | | | 1 | 2 | 3 | 4 | 5 | 6 | |
| | | | | 7 | 8 | 9 | 10 | 11 | 12 | |
| 63 | 2 | YUN Ok-Hee | KOR | 9 | 9 | 10 | 9 | 9 | 9 | 109 |
| | | | | 9 | 9 | 9 | 10 | 9 | 8 | |
| | 5 | KWON Un Sil | PRK | 8 | 10 | 9 | 9 | 10 | 9 | 106 |
| | | | | 8 | 8 | 9 | 9 | 8 | 9 | |
| 64 | 27 | ZHANG Juan Juan | CHN | 10 | 7 | 9 | 9 | 9 | 9 | 110 |
| | | | | 10 | 9 | 10 | 10 | 9 | 9 | |
| | 1 | PARK Sung-Hyun | KOR | 9 | 10 | 10 | 8 | 8 | 10 | 109 |
| | | | | 9 | 8 | 9 | 10 | 8 | 10 | |

Legend:
 No Number

**OLYMPIC GREEN ARCHERY FIELD**奥林匹克公园射箭场
OLYMPIC GREEN ARCHERY FIELDSAT 星期六 SAM
9 AUG 2008
15:30**ARCHERY**
射箭 / TIR A L'ARC**MEN'S INDIVIDUAL**
男子个人 / HOMMES INDIVIDUAL**RANKING ROUND**
排名赛 / TIR DE CLASSEMENT**START LIST BY NOC**

NOC 靶位表 / LISTE DE DÉPART PAR CNO

| | | | |
|----------------------------------|-----------------------|-----------------------|-------------|
| World Record 72 Arrows: | 687 IM Dong-Hyun | KOR Athens (GRE) | 12 AUG 2004 |
| Olympic Record 72 Arrows: | 684 FRANGILLI Michele | ITA Atlanta, GA (USA) | 28 JUL 1996 |

| NOC | Target | Name | FITA World Ranking | Date of Birth |
|--------------------------------|--------|------------------------|--------------------|---------------|
| AUS - Australia | 17A | GRAY Matthew | 176 | 24 JUN 1973 |
| | 18A | KIM Sky | 7 | 24 NOV 1982 |
| | 16A | NARAY Michael | 58 | 3 AUG 1970 |
| BHU - Bhutan | 7C | PELJOR Tashi | 367 | 15 JUL 1978 |
| BLR - Belarus | 8C | KUNDA Maksim | | 1 AUG 1989 |
| BRA - Brazil | 4C | TRAININI Luiz Gustavo | 107 | 14 JAN 1978 |
| BUL - Bulgaria | 17C | PAVLOV Daniel | 130 | 6 NOV 1967 |
| CAN - Canada | 14A | BURNES John David | 155 | 26 APR 1988 |
| | 15A | DUENAS Crispin | 49 | 5 JAN 1986 |
| | 13A | LYON Jay | 57 | 24 MAY 1986 |
| CHN - China | 19A | JIANG Lin | 45 | 23 OCT 1981 |
| | 20A | LI Wenquan | 22 | 18 JAN 1986 |
| | 21A | XUE Hai Feng | 18 | 13 JAN 1980 |
| CUB - Cuba | 22A | STEVENS Juan Carlos | 27 | 22 OCT 1968 |
| CZE - Czech Republic | 10C | BULIR Martin | | 8 APR 1969 |
| DEN - Denmark | 14C | DALL Niels | 79 | 3 OCT 1984 |
| EGY - Egypt | 16C | YOUSSEF Maged | 228 | 7 JAN 1978 |
| ESP - Spain | 13C | MORILLO Daniel | 42 | 21 JAN 1988 |
| FIN - Finland | 6C | HATAVA Matti | | 10 MAR 1981 |
| FRA - France | 16B | GIROUILLE Romain | 4 | 26 APR 1988 |
| | 17B | VALLADONT Jean-Charles | 35 | 20 MAR 1989 |
| GBR - Great Britain | 4B | GODFREY Laurence | 46 | 9 JUN 1976 |
| | 5B | TERRY Simon | 10 | 27 MAR 1974 |
| | 6B | WILLS Alan | 8 | 3 AUG 1981 |
| GER - Germany | 2C | PIEPER Jens | 60 | 9 FEB 1968 |
| IND - India | 20C | CHAMPIA Mangal Singh | 23 | 9 NOV 1983 |
| IRI - Islamic Republic of Iran | 18C | HOJJATOLAH Vaezi | 73 | 27 MAR 1977 |
| ITA - Italy | 10A | DI BUO' Ilario | 9 | 13 DEC 1965 |
| | 12A | GALIAZZO Marco | 26 | 7 MAY 1983 |
| | 11A | NESPOLI Mauro | 25 | 22 NOV 1987 |
| JPN - Japan | 21B | FURUKAWA Takaharu | 24 | 9 AUG 1984 |
| | 20B | MORIYA Ryuichi | 38 | 28 FEB 1985 |



START LIST BY NOC

NOC 靶位表 / LISTE DE DÉPART PAR CNO

| | | | |
|----------------------------------|-----------------------|-----------------------|-------------|
| World Record 72 Arrows: | 687 IM Dong-Hyun | KOR Athens (GRE) | 12 AUG 2004 |
| Olympic Record 72 Arrows: | 684 FRANGILLI Michele | ITA Atlanta, GA (USA) | 28 JUL 1996 |

| NOC | Target | Name | FITA World Ranking | Date of Birth |
|--------------------------------|--------|-----------------------|--------------------|---------------|
| KOR - Korea | 15B | IM Dong-Hyun | 1 | 12 MAY 1986 |
| | 13B | LEE Chang-Hwan | 30 | 16 FEB 1982 |
| | 14B | PARK Kyung-Mo | 3 | 15 AUG 1975 |
| MAS - Malaysia | 5A | CHENG Chu Sian | 15 | 1 MAR 1986 |
| | 6A | KHALMIZAM Wan | 29 | 21 AUG 1986 |
| | 4A | MARBAWI Muhammad | 109 | 30 JAN 1983 |
| MEX - Mexico | 18B | SERRANO Juan Rene | 17 | 23 FEB 1984 |
| | 19B | VELEZ Eduardo | 32 | 26 JUL 1986 |
| MYA - Myanmar | 11C | NAY Myo Aung | 326 | 19 JUL 1986 |
| PHI - Philippines | 5C | JAVIER Mark | 87 | 20 OCT 1981 |
| POL - Poland | 7A | DOBROWOLSKI Rafal | 19 | 27 DEC 1983 |
| | 8A | PIATEK Piotr | 21 | 17 FEB 1982 |
| | 9A | PROC Jacek | 77 | 9 SEP 1981 |
| POR - Portugal | 1C | POMBO Nuno | 559 | 20 APR 1978 |
| QAT - Qatar | 22B | SALEM Ali | 456 | 30 MAR 1973 |
| ROU - Romania | 3C | BODNAR Alexandru | 356 | 28 JUN 1990 |
| RSA - South Africa | 9C | HARTLEY Calvin | 52 | 15 APR 1988 |
| | 3B | ABRAMOV Andrey | 48 | 3 JUL 1984 |
| | 1B | BADENOV Bair | 47 | 28 JUN 1976 |
| RUS - Russian Federation | 2B | TSYREMPILOV Baljinima | 2 | 9 APR 1975 |
| | 19C | MUAAUSA Joseph Walter | 252 | 15 DEC 1961 |
| | 12C | PETERSSON Magnus | 36 | 17 JUN 1975 |
| TPE - Chinese Taipei | 10B | CHEN Szu Yuan | 39 | 7 FEB 1981 |
| | 11B | KUO Cheng Wei | 11 | 9 NOV 1983 |
| | 12B | WANG Cheng Pang | 16 | 12 JAN 1987 |
| TUR - Turkey | 15C | ERGIN Yusuf Goktug | 72 | 12 SEP 1984 |
| UKR - Ukraine | 2A | IVASHKO Markiyana | 12 | 18 MAY 1979 |
| | 1A | RUBAN Viktor | 5 | 24 MAY 1981 |
| | 3A | SERDYUK Oleksandr | 291 | 3 JUL 1978 |
| USA - United States of America | 7B | ELLISON Brady | 13 | 27 OCT 1988 |
| | 9B | JOHNSON Richard | 69 | 30 AUG 1955 |
| | 8B | WUNDERLE Victor | 41 | 4 MAR 1976 |



RESULTS

个人排名赛成绩 / RÉSULTATS

| | | | |
|----------------------------------|-----------------------|-----------------------|-------------|
| World Record 72 Arrows: | 687 IM Dong-Hyun | KOR Athens (GRE) | 12 AUG 2004 |
| Olympic Record 72 Arrows: | 684 FRANGILLI Michele | ITA Atlanta, GA (USA) | 28 JUL 1996 |

| Rank | Back No. | Name | NOC Code | 1st Half | 2nd Half | 10s | Xs | Score |
|------|----------|------------------------|----------|----------|----------|-----|----|-------|
| 1 | 18B | SERRANO Juan Rene | MEX | 338 / 4 | 341 / 1 | 40 | 12 | 679 |
| 2 | 20C | CHAMPIA Mangal Singh | IND | 342 / 1 | 336 / 10 | 41 | 13 | 678 |
| 3 | 1A | RUBAN Viktor | UKR | 341 / 2 | 337 / 6 | 34 | 8 | 678 |
| 4 | 14B | PARK Kyung-Mo | KOR | 335 / 6 | 341 / 2 | 36 | 14 | 676 |
| 5 | 6A | KHALMIZAM Wan | MAS | 333 / 13 | 341 / 3 | 31 | 9 | 674 |
| 6 | 2B | TSYREMPILOV Baljinima | RUS | 339 / 3 | 332 / 19 | 38 | 12 | 671 |
| 7 | 5B | TERRY Simon | GBR | 330 / 23 | 340 / 4 | 35 | 13 | 670 |
| 8 | 15B | IM Dong-Hyun | KOR | 335 / 6 | 335 / 14 | 33 | 9 | 670 |
| 9 | 10A | DI BUO' Ilario | ITA | 333 / 10 | 337 / 7 | 30 | 9 | 670 |
| 10 | 13B | LEE Chang-Hwan | KOR | 333 / 12 | 336 / 12 | 30 | 11 | 669 |
| 11 | 12B | WANG Cheng Pang | TPE | 331 / 17 | 336 / 9 | 32 | 9 | 667 |
| 12 | 12A | GALIAZZO Marco | ITA | 329 / 26 | 338 / 5 | 31 | 12 | 667 |
| 13 | 7A | DOBROWOLSKI Rafal | POL | 330 / 20 | 337 / 7 | 31 | 8 | 667 |
| 14 | 18A | KIM Sky | AUS | 333 / 14 | 332 / 21 | 25 | 4 | 665 |
| 15 | 7B | ELLISON Brady | USA | 328 / 31 | 336 / 11 | 32 | 11 | 664 |
| 16 | 15A | DUENAS Crispin | CAN | 333 / 10 | 331 / 25 | 29 | 8 | 664 |
| 17 | 21B | FURUKAWA Takaharu | JPN | 330 / 24 | 333 / 16 | 30 | 12 | 663 |
| 18 | 21A | XUE Hai Feng | CHN | 334 / 8 | 329 / 33 | 29 | 9 | 663 |
| 19 | 9A | PROC Jacek | POL | 333 / 9 | 328 / 38 | 31 | 5 | 661 |
| 20 | 3A | SERDYUK Oleksandr | UKR | 331 / 17 | 330 / 27 | 28 | 11 | 661 |
| 21 | 6B | WILLS Alan | GBR | 335 / 5 | 326 / 42 | 28 | 9 | 661 |
| 22 | 20B | MORIYA Ryuichi | JPN | 331 / 19 | 330 / 29 | 25 | 9 | 661 |
| 23 | 15C | ERGIN Yusuf Goktug | TUR | 332 / 15 | 328 / 37 | 32 | 11 | 660 |
| 24 | 19B | VELEZ Eduardo | MEX | 329 / 25 | 331 / 23 | 30 | 10 | 660 |
| 25 | 3B | ABRAMOV Andrey | RUS | 330 / 21 | 330 / 30 | 28 | 11 | 660 |
| 26 | 5A | CHENG Chu Sian | MAS | 329 / 29 | 331 / 22 | 27 | 10 | 660 |
| 27 | 4A | MARBAWI Muhammad | MAS | 327 / 36 | 332 / 20 | 29 | 8 | 659 |
| 28 | 22A | STEVENS Juan Carlos | CUB | 329 / 28 | 330 / 31 | 24 | 6 | 659 T |
| 29 | 11B | KUO Cheng Wei | TPE | 323 / 44 | 336 / 13 | 24 | 6 | 659 T |
| 30 | 16A | NARAY Michael | AUS | 328 / 32 | 330 / 28 | 29 | 8 | 658 |
| 31 | 1B | BADENOV Bair | RUS | 329 / 30 | 329 / 32 | 24 | 5 | 658 |
| 32 | 2A | IVASHKO Markiyana | UKR | 329 / 27 | 329 / 36 | 23 | 6 | 658 |
| 33 | 13C | MORILLO Daniel | ESP | 328 / 33 | 329 / 35 | 22 | 6 | 657 |
| 34 | 4B | GODFREY Laurence | GBR | 324 / 41 | 333 / 18 | 22 | 3 | 657 |
| 35 | 17B | VALLADONT Jean-Charles | FRA | 331 / 16 | 325 / 43 | 28 | 7 | 656 |
| 36 | 5C | JAVIER Mark | PHI | 321 / 46 | 333 / 17 | 27 | 10 | 654 |
| 37 | 9C | HARTLEY Calvin | RSA | 330 / 22 | 324 / 44 | 26 | 6 | 654 |
| 38 | 10B | CHEN Szu Yuan | TPE | 323 / 42 | 331 / 24 | 25 | 4 | 654 |
| 39 | 17A | GRAY Matthew | AUS | 325 / 39 | 329 / 34 | 20 | 3 | 654 |
| 40 | 9B | JOHNSON Richard | USA | 326 / 37 | 327 / 40 | 21 | 5 | 653 |
| 41 | 8B | WUNDERLE Victor | USA | 318 / 52 | 334 / 15 | 27 | 8 | 652 |
| 42 | 1C | POMBO Nuno | POR | 324 / 40 | 326 / 41 | 25 | 7 | 650 |
| 43 | 8A | PIATEK Piotr | POL | 327 / 35 | 322 / 50 | 26 | 7 | 649 |
| 44 | 11A | NESPOLI Mauro | ITA | 328 / 33 | 321 / 52 | 23 | 5 | 649 |
| 45 | 2C | PIEPER Jens | GER | 318 / 51 | 330 / 26 | 25 | 10 | 648 |
| 46 | 20A | LI Wenquan | CHN | 319 / 49 | 327 / 39 | 25 | 10 | 646 |
| 47 | 13A | LYON Jay | CAN | 322 / 45 | 324 / 45 | 24 | 7 | 646 |
| 48 | 8C | KUNDA Maksim | BLR | 325 / 38 | 321 / 53 | 21 | 8 | 646 |
| 49 | 12C | PETERSSON Magnus | SWE | 323 / 43 | 323 / 48 | 19 | 6 | 646 |
| 50 | 14A | BURNES John David | CAN | 320 / 48 | 324 / 45 | 22 | 4 | 644 |
| 51 | 16B | GIROUILLE Romain | FRA | 317 / 54 | 324 / 47 | 20 | 9 | 641 |
| 52 | 11C | NAY Myo Aung | MYA | 319 / 50 | 318 / 56 | 16 | 6 | 637 |
| 53 | 14C | DALL Niels | DEN | 312 / 56 | 322 / 49 | 24 | 6 | 634 |
| 54 | 7C | PELJOR Tashi | BHU | 311 / 57 | 321 / 51 | 20 | 3 | 632 |



OLYMPIC GREEN ARCHERY FIELD
 奥林匹克公园射箭场
 OLYMPIC GREEN ARCHERY FIELD

SAT 星期六 SAM
 9 AUG 2008
 15:30

ARCHERY
 射箭 / TIR A L'ARC

MEN'S INDIVIDUAL
 男子个人 / HOMMES INDIVIDUAL

RANKING ROUND
 排名赛 / TIR DE CLASSEMENT



RESULTS

个人排名赛成绩 / RÉSULTATS

| | | | |
|----------------------------------|-----------------------|-----------------------|-------------|
| World Record 72 Arrows: | 687 IM Dong-Hyun | KOR Athens (GRE) | 12 AUG 2004 |
| Olympic Record 72 Arrows: | 684 FRANGILLI Michele | ITA Atlanta, GA (USA) | 28 JUL 1996 |

| Rank | Back No. | Name | NOC Code | 1st Half | 2nd Half | 10s | Xs | Score |
|------|----------|-----------------------|----------|----------|----------|-----|----|-------|
| 55 | 19A | JIANG Lin | CHN | 320 / 47 | 312 / 59 | 16 | 2 | 632 |
| 56 | 10C | BULIR Martin | CZE | 314 / 55 | 315 / 57 | 16 | 4 | 629 |
| 57 | 22B | SALEM Ali | QAT | 317 / 53 | 310 / 60 | 18 | 4 | 627 |
| 58 | 6C | HATAVA Matti | FIN | 305 / 58 | 314 / 58 | 14 | 0 | 619 |
| 59 | 17C | PAVLOV Daniel | BUL | 299 / 61 | 319 / 55 | 15 | 7 | 618 |
| 60 | 3C | BODNAR Alexandru | ROU | 294 / 63 | 320 / 54 | 17 | 5 | 614 |
| 61 | 4C | TRAININI Luiz Gustavo | BRA | 304 / 59 | 306 / 62 | 13 | 4 | 610 |
| 62 | 16C | YOUSSEF Maged | EGY | 302 / 60 | 303 / 63 | 16 | 4 | 605 |
| 63 | 18C | HOJJATOLAH Vaezi | IRI | 295 / 62 | 309 / 61 | 9 | 3 | 604 |
| 64 | 19C | MUAAUSA Joseph Walter | SAM | 285 / 64 | 278 / 64 | 9 | 3 | 563 |

Legend:

T Tied. Ties are broken with 10's then with inner 10's (X's) and coin toss



RESULT BRACKETS

个人淘汰赛阶段配对表 / TABLEAU DES MATCHS AVEC RÉSULTATS

| | | | |
|----------------------------------|--------------------|-------------------|-------------|
| World Record 12 Arrows: | 120 CHOI Won Jong | KOR Ulsan (KOR) | 18 OCT 2005 |
| Olympic Record 12 Arrows: | 117 LEE Chang-Hwan | KOR Beijing (CHN) | 13 AUG 2008 |

| RR | Rank / Score | Bk No | Name | NOC Code | 1/32 Elimin. Round | 1/16 Elimin. Round | 1/8 Elimin. Round | Quarterfinals |
|-----|--------------|-------|-----------------------|----------|-----------------------|-----------------------|----------------------|--|
| 1/ | 679 | 1 | SERRANO Juan Rene | MEX | 116 | SERRANO JR | | |
| 64/ | 563 | 64 | MUAAUSA Joseph Walter | SAM | 88 | 112 | SERRANO JR | |
| | | | | | | | 110 | |
| 33/ | 657 | 33 | MORILLO Daniel | ESP | 115 | MORILLO D | | |
| 32/ | 658 | 32 | IVASHKO Markiyanyan | UKR | 107 | 111 | | SERRANO JR |
| 17/ | 663 | 17 | FURUKAWA Takaharu | JPN | 111 T9:9 | KUNDA M | | |
| 48/ | 646 | 48 | KUNDA Maksim | BLR | 111 T9:10 | 112 | KUNDA M | |
| | | | | | | | 106 | |
| 49/ | 646 | 49 | PETERSSON Magnus | SWE | 108 T9:10 | PETERSSON M | | |
| 16/ | 664 | 16 | DUENAS Crispin | CAN | 108 T9:9 | 110 | | Match No.60 15 AUG - 16:39 Court A |
| 9/ | 670 | 9 | DI BUO' Ilario | ITA | 111 | DI BUO' I | | |
| 56/ | 629 | 56 | BULIR Martin | CZE | 100 | 108 T9:8 | WUNDERLE V | |
| | | | | | | | 113 | |
| 41/ | 652 | 41 | WUNDERLE Victor | USA | 106 | WUNDERLE V | | |
| 24/ | 660 | 24 | VELEZ Eduardo | MEX | 102 | 108 T9:10 | | WUNDERLE V |
| 25/ | 660 | 25 | ABRAMOV Andrey | RUS | 109 T8:9:8 | JOHNSON R | | |
| 40/ | 653 | 40 | JOHNSON Richard | USA | 109 T8:9:9 | 106 | IM DH | |
| | | | | | | | 111 | |
| 57/ | 627 | 57 | SALEM Ali | QAT | 103 | IM DH | | |
| 8/ | 670 | 8 | IM Dong-Hyun | KOR | 108 | 115 | | |
| 5/ | 674 | 5 | KHALMIZAM Wan | MAS | 105 | BODNAR A | | |
| 60/ | 614 | 60 | BODNAR Alexandru | ROU | 106 | 101 | STEVENS JC | |
| | | | | | | | 108 | |
| 37/ | 654 | 37 | HARTLEY Calvin | RSA | 107 T9:9 | STEVENS JC | | |
| 28/ | 659 | 28 | STEVENS Juan Carlos | CUB | 107 T9:10 | 108 | | STEVENS JC |
| 21/ | 661 | 21 | WILLS Alan | GBR | 103 | WILLS A | | |
| 44/ | 649 | 44 | NESPOLI Mauro | ITA | 99 | 110 | WILLS A | |
| | | | | | | | 104 | |
| 53/ | 634 | 53 | DALL Niels | DEN | 97 | GALIAZZO M | | |
| 12/ | 667 | 12 | GALIAZZO Marco | ITA | 114 | 109 | | Match No.59 15 AUG - 16:26 Court A |
| 13/ | 667 | 13 | DOBROWOLSKI Rafal | POL | 110 | DOBROWOLSKI R | | |
| 52/ | 637 | 52 | NAY Myo Aung | MYA | 106 | 111 T9 | DOBROWOLSKI R | |
| | | | | | | | 105 | |
| 45/ | 648 | 45 | PIEPER Jens | GER | 105 | SERDYUK O | | |
| 20/ | 661 | 20 | SERDYUK Oleksandr | UKR | 107 | 111 T8 | | PARK KM |
| 29/ | 659 | 29 | KUO Cheng Wei | TPE | 106 | KUO CW | | |
| 36/ | 654 | 36 | JAVIER Mark | PHI | 102 | 110 | PARK KM | |
| | | | | | | | 113 | |
| 61/ | 610 | 61 | TRAININI Luiz Gustavo | BRA | 99 | PARK KM | | |
| 4/ | 676 | 4 | PARK Kyung-Mo | KOR | 116 | 111 | | |



RESULT BRACKETS

个人淘汰赛阶段配对表 / TABLEAU DES MATCHS AVEC RÉSULTATS

| | | | |
|----------------------------------|--------------------|-------------------|-------------|
| World Record 12 Arrows: | 120 CHOI Won Jong | KOR Ulsan (KOR) | 18 OCT 2005 |
| Olympic Record 12 Arrows: | 117 LEE Chang-Hwan | KOR Beijing (CHN) | 13 AUG 2008 |

| RR | Rank / Score | Bk No | Name | NOC Code | 1/32 Elimin. Round | 1/16 Elimin. Round | 1/8 Elimin. Round | Quarterfinals |
|-----|--------------|-------|------------------------|----------|-----------------------|-----------------------|----------------------|--|
| 3/ | 678 | 3 | RUBAN Viktor | UKR | 111 | RUBAN V | | |
| 62/ | 605 | 62 | YOUSSEF Maged | EGY | 96 | 115 | RUBAN V | |
| | | | | | | | 114 | |
| 35/ | 656 | 35 | VALLADONT Jean-Charles | FRA | 106 | NARAY M | | |
| 30/ | 658 | 30 | NARAY Michael | AUS | 108 | 105 | | RUBAN V |
| 19/ | 661 | 19 | PROC Jacek | POL | 116 | PROC J | | |
| 46/ | 646 | 46 | LI Wenquan | CHN | 111 | 111 | PROC J | |
| | | | | | | | 108 | |
| 51/ | 641 | 51 | GIROUILLE Romain | FRA | 110 | KIM S | | |
| 14/ | 665 | 14 | KIM Sky | AUS | 112 | 110 | | Match No.57 15 AUG - 16:00 Court A |
| 11/ | 667 | 11 | WANG Cheng Pang | TPE | 110 | WANG CP | | |
| 54/ | 632 | 54 | PELJOR Tashi | BHU | 100 | 109 | MORIYA R | |
| | | | | | | | 113 | |
| 43/ | 649 | 43 | PIATEK Piotr | POL | 109 T9 | MORIYA R | | |
| 22/ | 661 | 22 | MORIYA Ryuichi | JPN | 109 T10 | 114 | | MORIYA R |
| 27/ | 659 | 27 | MARBAWI Muhammad | MAS | 106 | CHEN SY | | |
| 38/ | 654 | 38 | CHEN Szu Yuan | TPE | 107 | 101 | TSYREMPILOV B | |
| | | | | | | | 110 | |
| 59/ | 618 | 59 | PAVLOV Daniel | BUL | 102 | TSYREMPILOV B | | |
| 6/ | 671 | 6 | TSYREMPILOV Baljinima | RUS | 112 | 109 | | |
| 7/ | 670 | 7 | TERRY Simon | GBR | 104 | HATAVA M | | |
| 58/ | 619 | 58 | HATAVA Matti | FIN | 105 | 103 | CHENG CS | |
| | | | | | | | 105 T9;10 | |
| 39/ | 654 | 39 | GRAY Matthew | AUS | 101 | CHENG CS | | |
| 26/ | 660 | 26 | CHENG Chu Sian | MAS | 109 | 110 | | CHENG CS |
| 23/ | 660 | 23 | ERGIN Yusuf Goktug | TUR | 106 | ERGIN YG | | |
| 42/ | 650 | 42 | POMBO Nuno | POR | 103 | 109 | LEE CH | |
| | | | | | | | 105 T9;9 | |
| 55/ | 632 | 55 | JIANG Lin | CHN | 108 | LEE CH | | |
| 10/ | 669 | 10 | LEE Chang-Hwan | KOR | 112 | 117 OR | | Match No.58 15 AUG - 16:13 Court A |
| 15/ | 664 | 15 | ELLISON Brady | USA | 111 | ELLISON B | | |
| 50/ | 644 | 50 | BURNES John David | CAN | 89 | 107 | LYON J | |
| | | | | | | | 110 | |
| 47/ | 646 | 47 | LYON Jay | CAN | 111 | LYON J | | |
| 18/ | 663 | 18 | XUE Hai Feng | CHN | 106 | 113 | | BADENOV B |
| 31/ | 658 | 31 | BADENOV Bair | RUS | 114 | BADENOV B | | |
| 34/ | 657 | 34 | GODFREY Laurence | GBR | 109 | 109 | BADENOV B | |
| | | | | | | | 115 | |
| 63/ | 604 | 63 | HOJJATOLAH Vaezi | IRI | 98 | CHAMPIA MS | | |
| 2/ | 678 | 2 | CHAMPIA Mangal Singh | IND | 112 | 108 | | |

Legend:

Bk No Back Number **Elimin.** Elimination **OR** Olympic Record **RR** Ranking Round **Ta;b;c** Tie-break arrows



RESULT BRACKETS

个人决赛阶段配对表 / TABLEAU DES MATCHS AVEC RESULTATS

| | | | |
|----------------------------------|--------------------|-------------------|-------------|
| World Record 12 Arrows: | 120 CHOI Won Jong | KOR Ulsan (KOR) | 18 OCT 2005 |
| Olympic Record 12 Arrows: | 117 LEE Chang-Hwan | KOR Beijing (CHN) | 13 AUG 2008 |

| RR | Rank / Score | Bk No | Name | NOC Code | Quarterfinals | Semifinals | Finals |
|-----|--------------|-------|---------------------|----------|---------------|------------|---------|
| 1/ | 679 | 1 | SERRANO Juan Rene | MEX | 113 | SERRANO JR | |
| 41/ | 652 | 41 | WUNDERLE Victor | USA | 106 | 112 | PARK KM |
| 28/ | 659 | 28 | STEVENS Juan Carlos | CUB | 108 T9;8 | PARK KM | 112 |
| 4/ | 676 | 4 | PARK Kyung-Mo | KOR | 108 T9;10 | 115 | RUBAN V |
| 3/ | 678 | 3 | RUBAN Viktor | UKR | 115 | RUBAN V | |
| 22/ | 661 | 22 | MORIYA Ryuichi | JPN | 106 | 112 T10;10 | RUBAN V |
| 26/ | 660 | 26 | CHENG Chu Sian | MAS | 104 | BADENOV B | 113 |
| 31/ | 658 | 31 | BADENOV Bair | RUS | 109 | 112 T10;8 | PARK KM |
| | | | | | | SERRANO JR | 110 |
| | | | | | | BADENOV B | 115 |

GOLD

RUBAN V

SILVER

PARK KM

BRONZE

BADENOV B

Legend:

Bk No Back Number **RR** Ranking Round **Ta;b;c** Tie-break arrows



RESULTS SUMMARY As of 15 AUG 2008

比赛成绩汇总表 / RÉSUMÉ DES RÉSULTATS

| Rk | Name | NOC Code | RR Score / Rank | Rounds | | | | | Finals |
|----|------------------------|-------------|--------------------|--------|--------|-----|-----|-----|--------|
| | | | | 1/32 | 1/16 | 1/8 | 1/4 | 1/2 | |
| 1 | RUBAN Viktor | UKR | 678 / 3 | 111 | 115 | 114 | 115 | 112 | 113 |
| 2 | PARK Kyung-Mo | KOR | 676 / 4 | 116 | 111 | 113 | 108 | 115 | 112 |
| 3 | BADENOV Bair | RUS | 658 / 31 | 114 | 109 | 115 | 109 | 112 | 115 |
| 4 | SERRANO Juan Rene | MEX | 679 / 1 | 116 | 112 | 110 | 113 | 112 | 110 |
| 5 | STEVENS Juan Carlos | CUB | 659 / 28 | 107 | 108 | 108 | 108 | | |
| 6 | MORIYA Ryuichi | JPN | 661 / 22 | 109 | 114 | 113 | 106 | | |
| 6 | WUNDERLE Victor | USA | 652 / 41 | 106 | 108 | 113 | 106 | | |
| 8 | CHENG Chu Sian | MAS | 660 / 26 | 109 | 110 | 105 | 104 | | |
| 9 | IM Dong-Hyun | KOR | 670 / 8 | 108 | 115 | 111 | | | |
| 10 | LYON Jay | CAN | 646 / 47 | 111 | 113 | 110 | | | |
| 10 | TSYREMPILOV Baljinima | RUS | 671 / 6 | 112 | 109 | 110 | | | |
| 12 | PROC Jacek | POL | 661 / 19 | 116 | 111 | 108 | | | |
| 13 | KUNDA Maksim | BLR | 646 / 48 | 111 | 112 | 106 | | | |
| 14 | DOBROWOLSKI Rafal | POL | 667 / 13 | 110 | 111 | 105 | | | |
| 14 | LEE Chang-Hwan | KOR | 669 / 10 | 112 | 117 OR | 105 | | | |
| 16 | WILLS Alan | GBR | 661 / 21 | 103 | 110 | 104 | | | |
| 17 | MORILLO Daniel | ESP | 657 / 33 | 115 | 111 | | | | |
| 17 | SERDYUK Oleksandr | UKR | 661 / 20 | 107 | 111 | | | | |
| 19 | KIM Sky | AUS | 665 / 14 | 112 | 110 | | | | |
| 19 | KUO Cheng Wei | TPE | 659 / 28 | 106 | 110 | | | | |
| 19 | PETERSSON Magnus | SWE | 646 / 49 | 108 | 110 | | | | |
| 22 | ERGIN Yusuf Goktug | TUR | 660 / 23 | 106 | 109 | | | | |
| 22 | GALIAZZO Marco | ITA | 667 / 12 | 114 | 109 | | | | |
| 22 | WANG Cheng Pang | TPE | 667 / 11 | 110 | 109 | | | | |
| 25 | CHAMPIA Mangal Singh | IND | 678 / 2 | 112 | 108 | | | | |
| 25 | DI BUO' Ilario | ITA | 670 / 9 | 111 | 108 | | | | |
| 27 | ELLISON Brady | USA | 664 / 15 | 111 | 107 | | | | |
| 28 | JOHNSON Richard | USA | 653 / 40 | 109 | 106 | | | | |
| 29 | NARAY Michael | AUS | 658 / 30 | 108 | 105 | | | | |
| 30 | HATAVA Matti | FIN | 619 / 58 | 105 | 103 | | | | |
| 31 | BODNAR Alexandru | ROU | 614 / 60 | 106 | 101 | | | | |
| 31 | CHEN Szu Yuan | TPE | 654 / 38 | 107 | 101 | | | | |
| 33 | FURUKAWA Takaharu | JPN | 663 / 17 | 111 | | | | | |
| 33 | Li Wenquan | CHN | 646 / 46 | 111 | | | | | |
| 35 | GIROUILLE Romain | FRA | 641 / 51 | 110 | | | | | |
| 36 | ABRAMOV Andrey | RUS | 660 / 25 | 109 | | | | | |
| 36 | GODFREY Laurence | GBR | 657 / 34 | 109 | | | | | |
| 36 | PIATEK Piotr | POL | 649 / 43 | 109 | | | | | |
| 39 | DUENAS Crispin | CAN | 664 / 16 | 108 | | | | | |
| 39 | JIANG Lin | CHN | 632 / 55 | 108 | | | | | |
| 41 | HARTLEY Calvin | RSA | 654 / 37 | 107 | | | | | |
| 41 | IVASHKO Markiyan | UKR | 658 / 32 | 107 | | | | | |
| 43 | MARBAWI Muhammad | MAS | 659 / 27 | 106 | | | | | |
| 43 | NAY Myo Aung | MYA | 637 / 52 | 106 | | | | | |
| 43 | VALLADONT Jean-Charles | FRA | 656 / 35 | 106 | | | | | |
| 43 | XUE Hai Feng | CHN | 663 / 18 | 106 | | | | | |
| 47 | KHALMIZAM Wan | MAS | 674 / 5 | 105 | | | | | |
| 47 | PIEPER Jens | GER | 648 / 45 | 105 | | | | | |
| 49 | TERRY Simon | GBR | 670 / 7 | 104 | | | | | |
| 50 | POMBO Nuno | POR | 650 / 42 | 103 | | | | | |
| 50 | SALEM Ali | QAT | 627 / 57 | 103 | | | | | |
| 52 | JAVIER Mark | PHI | 654 / 36 | 102 | | | | | |
| 52 | PAVLOV Daniel | BUL | 618 / 59 | 102 | | | | | |
| 52 | VELEZ Eduardo | MEX | 660 / 24 | 102 | | | | | |
| 55 | GRAY Matthew | AUS | 654 / 39 | 101 | | | | | |
| 56 | BULIR Martin | CZE | 629 / 56 | 100 | | | | | |
| 56 | PELJOR Tashi | BHU | 632 / 54 | 100 | | | | | |
| 58 | NESPOLI Mauro | ITA | 649 / 44 | 99 | | | | | |
| 58 | TRAININI Luiz Gustavo | BRA | 610 / 61 | 99 | | | | | |
| 60 | HOJJATOLAH Vaezi | IRI | 604 / 63 | 98 | | | | | |
| 61 | DALL Niels | DEN | 634 / 53 | 97 | | | | | |
| 62 | YOUSSEF Maged | EGY | 605 / 62 | 96 | | | | | |
| 63 | BURNES John David | CAN | 644 / 50 | 89 | | | | | |
| 64 | MUAAUSA Joseph Walter | SAM | 563 / 64 | 88 | | | | | |

Legend:

OR Olympic Record Rk Rank RR Ranking Round



RESULTS SUMMARY ARROW BY ARROW
个人比赛成绩汇总表-每支箭 / RÉSUMÉ DES RÉSULTATS FLÈCHE PAR FLÈCHE

| | | | |
|----------------------------------|-------------------|-----------------------|-------------|
| World Record 12 Arrows: | 120 CHOI Won Jong | KOR Ulsan (KOR) | 18 OCT 2005 |
| Olympic Record 12 Arrows: | 115 OH Kyo-Moon | KOR Atlanta, GA (USA) | 1 AUG 1996 |

| Match No | Back No | Name | NOC Code | Arrows | | | | | | Total Score |
|----------|---------|------------------------|----------|--------|----|----|----|----|----|-------------|
| | | | | 1 | 2 | 3 | 4 | 5 | 6 | |
| | | | | 7 | 8 | 9 | 10 | 11 | 12 | |
| 1 | 3 | RUBAN Viktor | UKR | 8 | 10 | 9 | 8 | 10 | 10 | 111 |
| | | | | 10 | 9 | 10 | 8 | 9 | 10 | |
| | 62 | YOUSSEF Maged | EGY | 5 | 9 | 8 | 10 | 8 | 9 | 96 |
| | | | | 8 | 8 | 9 | 7 | 7 | 8 | |
| 2 | 19 | PROC Jacek | POL | 10 | 10 | 9 | 10 | 10 | 10 | 116 |
| | | | | 10 | 10 | 8 | 10 | 9 | 10 | |
| | 46 | LI Wenquan | CHN | 10 | 9 | 9 | 10 | 8 | 9 | 111 |
| | | | | 10 | 10 | 10 | 9 | 8 | 9 | |
| 3 | 30 | NARAY Michael | AUS | 9 | 9 | 8 | 9 | 10 | 8 | 108 |
| | | | | 8 | 10 | 9 | 10 | 9 | 9 | |
| | 35 | VALLADONT Jean-Charles | FRA | 9 | 9 | 8 | 8 | 7 | 10 | 106 |
| | | | | 10 | 9 | 9 | 9 | 9 | 9 | |
| 4 | 14 | KIM Sky | AUS | 9 | 9 | 10 | 10 | 8 | 10 | 112 |
| | | | | 10 | 8 | 9 | 10 | 10 | 9 | |
| | 51 | GIROUILLE Romain | FRA | 9 | 10 | 10 | 8 | 9 | 9 | 110 |
| | | | | 9 | 9 | 9 | 9 | 9 | 10 | |
| 7 | 11 | WANG Cheng Pang | TPE | 10 | 9 | 9 | 7 | 9 | 10 | 110 |
| | | | | 10 | 9 | 9 | 10 | 9 | 9 | |
| | 54 | PELJOR Tashi | BHU | 10 | 10 | 6 | 7 | 8 | 9 | 100 |
| | | | | 8 | 9 | 9 | 7 | 9 | 8 | |
| 8 | 38 | CHEN Szu Yuan | TPE | 8 | 7 | 9 | 8 | 9 | 10 | 107 |
| | | | | 9 | 9 | 8 | 10 | 10 | 10 | |
| | 27 | MARBAWI Muhammad | MAS | 7 | 7 | 10 | 8 | 9 | 10 | 106 |
| | | | | 10 | 10 | 9 | 8 | 9 | 9 | |
| 9 | 22 | MORIYA Ryuichi | JPN | 9 | 9 | 9 | 7 | 10 | 9 | 109 T10 |
| | | | | 10 | 9 | 9 | 9 | 10 | 9 | |
| | 43 | PIATEK Piotr | POL | 9 | 9 | 9 | 9 | 10 | 7 | 109 T9 |
| | | | | 10 | 10 | 9 | 9 | 10 | 8 | |
| 10 | 6 | TSYREMPILOV Baljinima | RUS | 8 | 10 | 9 | 10 | 10 | 9 | 112 |
| | | | | 10 | 9 | 9 | 9 | 9 | 10 | |
| | 59 | PAVLOV Daniel | BUL | 8 | 8 | 7 | 9 | 8 | 10 | 102 |
| | | | | 9 | 10 | 8 | 10 | 7 | 8 | |
| 13 | 58 | HATAVA Matti | FIN | 9 | 8 | 8 | 9 | 8 | 9 | 105 |
| | | | | 7 | 10 | 9 | 9 | 9 | 10 | |
| | 7 | TERRY Simon | GBR | 8 | 10 | 9 | 8 | 9 | 10 | 104 |
| | | | | 9 | 10 | 8 | 8 | 8 | 7 | |



RESULTS SUMMARY ARROW BY ARROW
 个人比赛成绩汇总表-每支箭 / RÉSUMÉ DES RÉSULTATS FLÈCHE PAR FLÈCHE

| | | | |
|----------------------------------|-------------------|-----------------------|-------------|
| World Record 12 Arrows: | 120 CHOI Won Jong | KOR Ulsan (KOR) | 18 OCT 2005 |
| Olympic Record 12 Arrows: | 115 OH Kyo-Moon | KOR Atlanta, GA (USA) | 1 AUG 1996 |

| Match No | Back No | Name | NOC Code | Arrows | | | | | | Total Score |
|----------|---------|----------------------|----------|--------|----|----|----|----|----|-------------|
| | | | | 1 | 2 | 3 | 4 | 5 | 6 | |
| | | | | 7 | 8 | 9 | 10 | 11 | 12 | |
| 14 | 23 | ERGIN Yusuf Goktug | TUR | 8 | 7 | 10 | 9 | 10 | 9 | 106 |
| | | | | 9 | 10 | 8 | 8 | 10 | 8 | |
| | 42 | POMBO Nuno | POR | 7 | 7 | 9 | 8 | 8 | 8 | 103 |
| | | | | 9 | 10 | 10 | 9 | 9 | 9 | |
| 15 | 26 | CHENG Chu Sian | MAS | 10 | 10 | 9 | 9 | 8 | 9 | 109 |
| | | | | 10 | 9 | 10 | 8 | 9 | 8 | |
| | 39 | GRAY Matthew | AUS | 8 | 8 | 9 | 9 | 9 | 10 | 101 |
| | | | | 8 | 9 | 6 | 8 | 8 | 9 | |
| 16 | 10 | LEE Chang-Hwan | KOR | 9 | 10 | 9 | 10 | 9 | 8 | 112 |
| | | | | 9 | 10 | 10 | 10 | 9 | 9 | |
| | 55 | JIANG Lin | CHN | 9 | 9 | 9 | 9 | 8 | 9 | 108 |
| | | | | 9 | 9 | 9 | 9 | 10 | 9 | |
| 19 | 15 | ELLISON Brady | USA | 8 | 9 | 9 | 10 | 10 | 9 | 111 |
| | | | | 9 | 9 | 10 | 9 | 10 | 9 | |
| | 50 | BURNES John David | CAN | 7 | 9 | 9 | 9 | 4 | 9 | 89 |
| | | | | 9 | 9 | 4 | 7 | 6 | 7 | |
| 20 | 31 | BADENOV Bair | RUS | 9 | 10 | 9 | 9 | 9 | 9 | 114 |
| | | | | 10 | 10 | 10 | 10 | 10 | 9 | |
| | 34 | GODFREY Laurence | GBR | 9 | 9 | 9 | 9 | 9 | 10 | 109 |
| | | | | 10 | 8 | 8 | 9 | 9 | 10 | |
| 21 | 47 | LYON Jay | CAN | 10 | 8 | 8 | 9 | 10 | 10 | 111 |
| | | | | 10 | 8 | 10 | 9 | 10 | 9 | |
| | 18 | XUE Hai Feng | CHN | 6 | 8 | 9 | 10 | 8 | 10 | 106 |
| | | | | 9 | 8 | 10 | 9 | 9 | 10 | |
| 22 | 2 | CHAMPIA Mangal Singh | IND | 9 | 9 | 9 | 8 | 9 | 10 | 112 |
| | | | | 10 | 9 | 9 | 10 | 10 | 10 | |
| | 63 | HOJJATOLAH Vaezi | IRI | 8 | 9 | 8 | 8 | 8 | 8 | 98 |
| | | | | 9 | 9 | 8 | 6 | 8 | 9 | |
| 25 | 13 | DOBROWOLSKI Rafal | POL | 10 | 8 | 10 | 8 | 10 | 9 | 110 |
| | | | | 9 | 8 | 10 | 9 | 10 | 9 | |
| | 52 | NAY Myo Aung | MYA | 9 | 10 | 8 | 8 | 10 | 10 | 106 |
| | | | | 8 | 8 | 9 | 9 | 9 | 8 | |
| 26 | 29 | KUO Cheng Wei | TPE | 9 | 9 | 9 | 9 | 8 | 5 | 106 |
| | | | | 9 | 9 | 10 | 9 | 10 | 10 | |
| | 36 | JAVIER Mark | PHI | 8 | 8 | 9 | 7 | 9 | 9 | 102 |
| | | | | 9 | 8 | 10 | 9 | 8 | 8 | |



RESULTS SUMMARY ARROW BY ARROW
个人比赛成绩汇总表-每支箭 / RÉSUMÉ DES RÉSULTATS FLÈCHE PAR FLÈCHE

| | | | |
|----------------------------------|-------------------|-----------------------|-------------|
| World Record 12 Arrows: | 120 CHOI Won Jong | KOR Ulsan (KOR) | 18 OCT 2005 |
| Olympic Record 12 Arrows: | 115 OH Kyo-Moon | KOR Atlanta, GA (USA) | 1 AUG 1996 |

| Match No | Back No | Name | NOC Code | Arrows | | | | | | Total Score |
|----------|-----------------------|---------------------|----------|--------|----|----|----|----|-------------------|-------------------|
| | | | | 1 | 2 | 3 | 4 | 5 | 6 | |
| | | | | 7 | 8 | 9 | 10 | 11 | 12 | |
| 27 | 20 | SERDYUK Oleksandr | UKR | 9 | 9 | 9 | 7 | 8 | 9 | 107 |
| | | | | 10 | 9 | 8 | 10 | 9 | 10 | |
| 45 | PIEPER Jens | GER | 8 | 7 | 10 | 9 | 8 | 9 | 105 | |
| | | | 10 | 9 | 8 | 10 | 9 | 8 | | |
| 28 | 4 | PARK Kyung-Mo | KOR | 10 | 10 | 9 | 10 | 10 | 9 | 116 |
| | | | | 10 | 10 | 9 | 10 | 9 | 10 | |
| 61 | TRAININI Luiz Gustavo | BRA | 7 | 8 | 9 | 8 | 7 | 9 | 99 | |
| | | | 9 | 7 | 9 | 9 | 9 | 8 | | |
| 31 | 60 | BODNAR Alexandru | ROU | 8 | 10 | 10 | 7 | 9 | 7 | 106 |
| | | | | 9 | 9 | 9 | 8 | 10 | 10 | |
| 5 | KHALMIZAM Wan | MAS | 8 | 9 | 7 | 9 | 10 | 10 | 105 | |
| | | | 10 | 9 | 9 | 9 | 7 | 8 | | |
| 32 | 21 | WILLS Alan | GBR | 9 | 8 | 8 | 10 | 8 | 8 | 103 |
| | | | | 8 | 9 | 8 | 9 | 9 | 9 | |
| 44 | NESPOLI Mauro | ITA | 8 | 8 | 10 | 5 | 9 | 6 | 99 | |
| | | | 9 | 10 | 9 | 8 | 9 | 8 | | |
| 33 | 28 | STEVENS Juan Carlos | CUB | 7 | 7 | 8 | 9 | 9 | 9 | 107 T9;10 |
| | | | | 9 | 10 | 10 | 9 | 10 | 10 | |
| 37 | HARTLEY Calvin | RSA | 8 | 9 | 9 | 9 | 9 | 9 | 107 T9;9 | |
| | | | 9 | 9 | 8 | 9 | 9 | 10 | | |
| 34 | 12 | GALIAZZO Marco | ITA | 9 | 9 | 9 | 10 | 8 | 10 | 114 |
| | | | | 10 | 9 | 10 | 10 | 10 | 10 | |
| 53 | DALL Niels | DEN | 8 | 8 | 8 | 9 | 9 | 9 | 97 | |
| | | | 8 | 9 | 6 | 7 | 8 | 8 | | |
| 37 | 9 | DI BUO' Ilario | ITA | 9 | 10 | 9 | 10 | 9 | 9 | 111 |
| | | | | 10 | 10 | 8 | 9 | 9 | 9 | |
| 56 | BULIR Martin | CZE | 7 | 8 | 8 | 8 | 9 | 9 | 100 | |
| | | | 6 | 9 | 9 | 8 | 10 | 9 | | |
| 38 | 40 | JOHNSON Richard | USA | 8 | 9 | 8 | 9 | 10 | 10 | 109 T8;9;9 |
| | | | | 8 | 9 | 10 | 10 | 9 | 9 | |
| 25 | ABRAMOV Andrey | RUS | 9 | 8 | 9 | 8 | 8 | 8 | 109 T8;9;8 | |
| | | | 10 | 9 | 10 | 10 | 10 | 10 | | |
| 39 | 41 | WUNDERLE Victor | USA | 8 | 10 | 9 | 9 | 9 | 9 | 106 |
| | | | | 10 | 6 | 8 | 10 | 9 | 9 | |
| 24 | VELEZ Eduardo | MEX | 7 | 8 | 7 | 8 | 8 | 9 | 102 | |
| | | | 9 | 10 | 10 | 8 | 8 | 10 | | |



RESULTS SUMMARY ARROW BY ARROW
个人比赛成绩汇总表-每支箭 / RÉSUMÉ DES RÉSULTATS FLÈCHE PAR FLÈCHE

| | | | |
|----------------------------------|-------------------|-----------------------|-------------|
| World Record 12 Arrows: | 120 CHOI Won Jong | KOR Ulsan (KOR) | 18 OCT 2005 |
| Olympic Record 12 Arrows: | 115 OH Kyo-Moon | KOR Atlanta, GA (USA) | 1 AUG 1996 |

| Match No | Back No | Name | NOC Code | Arrows | | | | | | Total Score |
|----------|-----------------------|-------------------|----------|--------|----|----|----|----|-----------------|------------------|
| | | | | 1 | 2 | 3 | 4 | 5 | 6 | |
| | | | | 7 | 8 | 9 | 10 | 11 | 12 | |
| 40 | 8 | IM Dong-Hyun | KOR | 8 | 8 | 9 | 10 | 10 | 10 | 108 |
| | | | | 9 | 10 | 8 | 9 | 9 | 8 | |
| 57 | SALEM Ali | QAT | 9 | 9 | 8 | 7 | 9 | 10 | 103 | |
| | | | 10 | 8 | 10 | 9 | 8 | 6 | | |
| 43 | 1 | SERRANO Juan Rene | MEX | 9 | 10 | 10 | 9 | 10 | 10 | 116 |
| | | | | 10 | 9 | 10 | 9 | 10 | 10 | |
| 64 | MUAAUSA Joseph Walter | SAM | 9 | 7 | 7 | 8 | 6 | 8 | 88 | |
| | | | 8 | 8 | 6 | 6 | 7 | 8 | | |
| 44 | 48 | KUNDA Maksim | BLR | 10 | 9 | 10 | 10 | 8 | 10 | 111 T9;10 |
| | | | | 10 | 8 | 8 | 9 | 9 | 10 | |
| 17 | FURUKAWA Takaharu | JPN | 10 | 10 | 10 | 9 | 9 | 8 | 111 T9;9 | |
| | | | 8 | 9 | 9 | 10 | 9 | 10 | | |
| 45 | 33 | MORILLO Daniel | ESP | 8 | 10 | 10 | 10 | 10 | 8 | 115 |
| | | | | 9 | 10 | 10 | 10 | 10 | 10 | |
| 32 | IVASHKO Markiyanyan | UKR | 8 | 9 | 8 | 9 | 8 | 10 | 107 | |
| | | | 10 | 8 | 9 | 10 | 9 | 9 | | |
| 46 | 49 | PETERSSON Magnus | SWE | 8 | 10 | 9 | 9 | 7 | 9 | 108 T9;10 |
| | | | | 9 | 10 | 9 | 10 | 10 | 8 | |
| 16 | DUENAS Crispin | CAN | 8 | 10 | 10 | 10 | 9 | 9 | 108 T9;9 | |
| | | | 8 | 9 | 9 | 9 | 9 | 8 | | |

Legend:

No Number

Ta;b;c Tie-break arrows



RESULTS SUMMARY ARROW BY ARROW
个人比赛成绩汇总表-每支箭 / RÉSUMÉ DES RÉSULTATS FLÈCHE PAR FLÈCHE

| | | | |
|----------------------------------|--------------------|-------------------|-------------|
| World Record 12 Arrows: | 120 CHOI Won Jong | KOR Ulsan (KOR) | 18 OCT 2005 |
| Olympic Record 12 Arrows: | 117 LEE Chang-Hwan | KOR Beijing (CHN) | 13 AUG 2008 |

| Match No | Back No | Name | NOC Code | Arrows | | | | | | Total Score |
|----------|---------|-----------------------|----------|--------|----|----|----|----|----|-------------|
| | | | | 1 | 2 | 3 | 4 | 5 | 6 | |
| | | | | 7 | 8 | 9 | 10 | 11 | 12 | |
| 5 | 3 | RUBAN Viktor | UKR | 9 | 9 | 10 | 10 | 10 | 9 | 115 |
| | | | | 10 | 10 | 10 | 10 | 9 | 9 | |
| | 30 | NARAY Michael | AUS | 9 | 8 | 9 | 9 | 10 | 9 | 105 |
| | | | | 9 | 9 | 7 | 9 | 8 | 9 | |
| 6 | 19 | PROC Jacek | POL | 9 | 10 | 8 | 9 | 10 | 10 | 111 |
| | | | | 10 | 10 | 9 | 8 | 8 | 10 | |
| | 14 | KIM Sky | AUS | 9 | 10 | 9 | 9 | 10 | 10 | 110 |
| | | | | 9 | 10 | 9 | 10 | 8 | 7 | |
| 11 | 22 | MORIYA Ryuichi | JPN | 10 | 10 | 10 | 10 | 10 | 9 | 114 |
| | | | | 10 | 9 | 10 | 8 | 9 | 9 | |
| | 11 | WANG Cheng Pang | TPE | 9 | 10 | 10 | 9 | 8 | 8 | 109 |
| | | | | 9 | 9 | 9 | 9 | 9 | 10 | |
| 12 | 6 | TSYREMPILOV Baljinima | RUS | 9 | 10 | 9 | 9 | 9 | 9 | 109 |
| | | | | 7 | 9 | 9 | 9 | 10 | 10 | |
| | 38 | CHEN Szu Yuan | TPE | 7 | 8 | 9 | 7 | 9 | 6 | 101 |
| | | | | 9 | 9 | 8 | 10 | 10 | 9 | |
| 17 | 26 | CHENG Chu Sian | MAS | 9 | 8 | 9 | 9 | 10 | 10 | 110 |
| | | | | 9 | 10 | 9 | 8 | 9 | 10 | |
| | 58 | HATAVA Matti | FIN | 9 | 9 | 7 | 10 | 10 | 8 | 103 |
| | | | | 9 | 8 | 9 | 9 | 8 | 7 | |
| 18 | 10 | LEE Chang-Hwan | KOR | 9 | 10 | 10 | 9 | 10 | 10 | 117 OR |
| | | | | 10 | 9 | 10 | 10 | 10 | 10 | |
| | 23 | ERGIN Yusuf Goktug | TUR | 10 | 9 | 8 | 10 | 9 | 10 | 109 |
| | | | | 9 | 9 | 7 | 9 | 10 | 9 | |
| 23 | 47 | LYON Jay | CAN | 10 | 9 | 9 | 10 | 10 | 9 | 113 |
| | | | | 8 | 10 | 10 | 10 | 9 | 9 | |
| | 15 | ELLISON Brady | USA | 9 | 8 | 9 | 9 | 9 | 9 | 107 |
| | | | | 9 | 9 | 9 | 9 | 9 | 9 | |
| 24 | 31 | BADENOV Bair | RUS | 9 | 8 | 10 | 10 | 9 | 9 | 109 |
| | | | | 9 | 10 | 8 | 9 | 8 | 10 | |
| | 2 | CHAMPIA Mangal Singh | IND | 10 | 9 | 7 | 7 | 9 | 10 | 108 |
| | | | | 9 | 10 | 9 | 8 | 10 | 10 | |
| 29 | 13 | DOBROWOLSKI Rafal | POL | 8 | 10 | 9 | 9 | 10 | 9 | 111 T9 |
| | | | | 9 | 8 | 9 | 10 | 10 | 10 | |
| | 20 | SERDYUK Oleksandr | UKR | 10 | 9 | 9 | 9 | 9 | 10 | 111 T8 |
| | | | | 10 | 8 | 10 | 8 | 10 | 9 | |



RESULTS SUMMARY ARROW BY ARROW
个人比赛成绩汇总表-每支箭 / RÉSUMÉ DES RÉSULTATS FLÈCHE PAR FLÈCHE

| | | | |
|----------------------------------|--------------------|-------------------|-------------|
| World Record 12 Arrows: | 120 CHOI Won Jong | KOR Ulsan (KOR) | 18 OCT 2005 |
| Olympic Record 12 Arrows: | 117 LEE Chang-Hwan | KOR Beijing (CHN) | 13 AUG 2008 |

| Match No | Back No | Name | NOC Code | Arrows | | | | | | Total Score | |
|----------|------------------|---------------------|----------|--------|----|----|----|----|----|-------------|-------|
| | | | | 1 | 2 | 3 | 4 | 5 | 6 | | |
| | | | | 7 | 8 | 9 | 10 | 11 | 12 | | |
| 30 | 4 | PARK Kyung-Mo | KOR | 8 | 10 | 10 | 9 | 9 | 8 | 111 | |
| | | | | 10 | 10 | 9 | 10 | 9 | 9 | | |
| 29 | KUO Cheng Wei | TPE | | 10 | 9 | 8 | 8 | 10 | 8 | 110 | |
| | | | | 9 | 9 | 10 | 9 | 10 | 10 | | |
| 35 | 28 | STEVENS Juan Carlos | CUB | 8 | 9 | 10 | 9 | 9 | 8 | 108 | |
| | | | | 9 | 9 | 9 | 9 | 9 | 10 | | |
| 60 | BODNAR Alexandru | ROU | | 7 | 9 | 8 | 9 | 10 | 9 | 101 | |
| | | | | 8 | 7 | 8 | 8 | 8 | 10 | | |
| 36 | 21 | WILLS Alan | GBR | 8 | 9 | 9 | 8 | 9 | 10 | 110 | |
| | | | | 10 | 10 | 10 | 9 | 8 | 10 | | |
| 12 | GALIAZZO Marco | ITA | | 9 | 8 | 8 | 10 | 9 | 9 | 109 | |
| | | | | 9 | 10 | 9 | 8 | 10 | 10 | | |
| 41 | 41 | WUNDERLE Victor | USA | 10 | 10 | 9 | 9 | 9 | 8 | 108 | T9;10 |
| | | | | 10 | 9 | 7 | 9 | 10 | 8 | | |
| 9 | DI BUO' Ilario | ITA | | 9 | 9 | 7 | 9 | 9 | 9 | 108 | T9;8 |
| | | | | 10 | 10 | 10 | 7 | 9 | 10 | | |
| 42 | 8 | IM Dong-Hyun | KOR | 9 | 10 | 10 | 9 | 10 | 10 | 115 | |
| | | | | 10 | 10 | 10 | 10 | 8 | 9 | | |
| 40 | JOHNSON Richard | USA | | 10 | 8 | 9 | 8 | 9 | 8 | 106 | |
| | | | | 9 | 9 | 9 | 9 | 9 | 9 | | |
| 47 | 1 | SERRANO Juan Rene | MEX | 9 | 8 | 9 | 9 | 9 | 9 | 112 | |
| | | | | 10 | 10 | 10 | 10 | 9 | 10 | | |
| 33 | MORILLO Daniel | ESP | | 9 | 10 | 9 | 10 | 8 | 9 | 111 | |
| | | | | 8 | 10 | 9 | 10 | 9 | 10 | | |
| 48 | 48 | KUNDA Maksim | BLR | 10 | 9 | 10 | 10 | 9 | 9 | 112 | |
| | | | | 8 | 10 | 10 | 9 | 9 | 9 | | |
| 49 | PETERSSON Magnus | SWE | | 10 | 9 | 10 | 9 | 7 | 8 | 110 | |
| | | | | 9 | 10 | 10 | 10 | 8 | 10 | | |

Legend:

No Number

OR Olympic Record

Ta;b;c Tie-break arrows



RESULTS SUMMARY ARROW BY ARROW
个人比赛成绩汇总表-每支箭 / RÉSUMÉ DES RÉSULTATS FLÈCHE PAR FLÈCHE

| | | | |
|----------------------------------|--------------------|-------------------|-------------|
| World Record 12 Arrows: | 120 CHOI Won Jong | KOR Ulsan (KOR) | 18 OCT 2005 |
| Olympic Record 12 Arrows: | 117 LEE Chang-Hwan | KOR Beijing (CHN) | 13 AUG 2008 |

| Match No | Back No | Name | NOC Code | Arrows | | | | | | Total Score | |
|----------|---------|-----------------------|----------|--------|----|----|----|----|----|-------------|------------------|
| | | | | 1 | 2 | 3 | 4 | 5 | 6 | | |
| | | | | 7 | 8 | 9 | 10 | 11 | 12 | | |
| 49 | 3 | RUBAN Viktor | UKR | 10 | 10 | 10 | 9 | 8 | 10 | | |
| | | | | 9 | 10 | 10 | 9 | 10 | 9 | | 114 |
| | 19 | PROC Jacek | POL | 9 | 9 | 10 | 8 | 9 | 10 | | |
| | | | | 9 | 9 | 10 | 6 | 10 | 9 | | 108 |
| 50 | 22 | MORIYA Ryuichi | JPN | 8 | 10 | 9 | 10 | 10 | 9 | | |
| | | | | 9 | 10 | 10 | 10 | 9 | 9 | | 113 |
| | 6 | TSYREMPILOV Baljinima | RUS | 8 | 10 | 10 | 9 | 8 | 9 | | |
| | | | | 9 | 10 | 8 | 10 | 10 | 9 | | 110 |
| 51 | 26 | CHENG Chu Sian | MAS | 9 | 8 | 8 | 9 | 9 | 9 | | |
| | | | | 9 | 9 | 8 | 8 | 10 | 9 | | 105 T9;10 |
| | 10 | LEE Chang-Hwan | KOR | 9 | 9 | 7 | 8 | 8 | 9 | | |
| | | | | 9 | 10 | 9 | 9 | 9 | 9 | | 105 T9;9 |
| 52 | 31 | BADENOV Bair | RUS | 8 | 10 | 10 | 9 | 10 | 10 | | |
| | | | | 10 | 9 | 10 | 10 | 9 | 10 | | 115 |
| | 47 | LYON Jay | CAN | 8 | 10 | 8 | 10 | 9 | 9 | | |
| | | | | 10 | 8 | 10 | 9 | 10 | 9 | | 110 |
| 53 | 4 | PARK Kyung-Mo | KOR | 10 | 9 | 9 | 10 | 9 | 9 | | |
| | | | | 10 | 10 | 10 | 10 | 9 | 8 | | 113 |
| | 13 | DOBROWOLSKI Rafal | POL | 9 | 9 | 9 | 8 | 8 | 10 | | |
| | | | | 8 | 8 | 8 | 10 | 8 | 10 | | 105 |
| 54 | 28 | STEVENS Juan Carlos | CUB | 10 | 8 | 8 | 9 | 9 | 10 | | |
| | | | | 7 | 8 | 9 | 10 | 10 | 10 | | 108 |
| | 21 | WILLS Alan | GBR | 9 | 10 | 8 | 9 | 9 | 8 | | |
| | | | | 9 | 8 | 9 | 9 | 8 | 8 | | 104 |
| 55 | 41 | WUNDERLE Victor | USA | 10 | 9 | 9 | 10 | 9 | 9 | | |
| | | | | 9 | 10 | 10 | 10 | 9 | 9 | | 113 |
| | 8 | IM Dong-Hyun | KOR | 10 | 9 | 9 | 8 | 9 | 9 | | |
| | | | | 9 | 10 | 9 | 10 | 10 | 9 | | 111 |
| 56 | 1 | SERRANO Juan Rene | MEX | 9 | 10 | 9 | 10 | 9 | 8 | | |
| | | | | 9 | 10 | 9 | 10 | 9 | 8 | | 110 |
| | 48 | KUNDA Maksim | BLR | 9 | 9 | 8 | 9 | 7 | 10 | | |
| | | | | 9 | 9 | 9 | 10 | 9 | 8 | | 106 |

Legend:

No Number

Ta;b;c Tie-break arrows



RESULTS SUMMARY ARROW BY ARROW
 个人比赛成绩汇总表-每支箭 / RÉSUMÉ DES RÉSULTATS FLÈCHE PAR FLÈCHE

| | | | |
|----------------------------------|--------------------|-------------------|-------------|
| World Record 12 Arrows: | 120 CHOI Won Jong | KOR Ulsan (KOR) | 18 OCT 2005 |
| Olympic Record 12 Arrows: | 117 LEE Chang-Hwan | KOR Beijing (CHN) | 13 AUG 2008 |

| Match No | Back No | Name | NOC Code | Arrows | | | | | | Total Score | |
|----------|---------|---------------------|----------|--------|----|----|----|----|----|-------------|-------|
| | | | | 1 | 2 | 3 | 4 | 5 | 6 | | |
| | | | | 7 | 8 | 9 | 10 | 11 | 12 | | |
| 57 | 3 | RUBAN Viktor | UKR | 9 | 10 | 10 | 9 | 10 | 9 | 115 | |
| | | | | 10 | 9 | 10 | 10 | 10 | 9 | | |
| | 22 | MORIYA Ryuichi | JPN | 10 | 10 | 10 | 7 | 7 | 9 | 106 | |
| | | | | 8 | 10 | 9 | 7 | 10 | 9 | | |
| 58 | 31 | BADENOV Bair | RUS | 9 | 10 | 8 | 9 | 10 | 9 | 109 | |
| | | | | 9 | 9 | 9 | 10 | 9 | 8 | | |
| | 26 | CHENG Chu Sian | MAS | 8 | 10 | 9 | 7 | 9 | 9 | 104 | |
| | | | | 8 | 9 | 9 | 7 | 10 | 9 | | |
| 59 | 4 | PARK Kyung-Mo | KOR | 10 | 9 | 9 | 10 | 9 | 9 | 108 | T9;10 |
| | | | | 9 | 9 | 8 | 8 | 8 | 10 | | |
| | 28 | STEVENS Juan Carlos | CUB | 10 | 9 | 9 | 9 | 8 | 9 | 108 | T9;8 |
| | | | | 10 | 9 | 9 | 9 | 9 | 8 | | |
| 60 | 1 | SERRANO Juan Rene | MEX | 9 | 10 | 9 | 9 | 10 | 7 | 113 | |
| | | | | 10 | 10 | 10 | 9 | 10 | 10 | | |
| | 41 | WUNDERLE Victor | USA | 9 | 9 | 9 | 8 | 10 | 9 | 106 | |
| | | | | 9 | 8 | 9 | 9 | 8 | 9 | | |

Legend:

No Number

Ta;b;c Tie-break arrows



RESULTS SUMMARY ARROW BY ARROW
 个人比赛成绩汇总表-每支箭 / RÉSUMÉ DES RÉSULTATS FLÈCHE PAR FLÈCHE

| | | | |
|----------------------------------|--------------------|-------------------|-------------|
| World Record 12 Arrows: | 120 CHOI Won Jong | KOR Ulsan (KOR) | 18 OCT 2005 |
| Olympic Record 12 Arrows: | 117 LEE Chang-Hwan | KOR Beijing (CHN) | 13 AUG 2008 |

| Match No | Back No | Name | NOC Code | Arrows | | | | | | Total Score |
|----------|---------|-------------------|----------|--------|----|----|----|----|----|-------------------|
| | | | | 1 | 2 | 3 | 4 | 5 | 6 | |
| | | | | 7 | 8 | 9 | 10 | 11 | 12 | |
| 61 | 3 | RUBAN Viktor | UKR | 10 | 8 | 9 | 9 | 10 | 9 | 112 T10;10 |
| | | | | 10 | 9 | 10 | 10 | 9 | 9 | |
| | 31 | BADENOV Bair | RUS | 8 | 9 | 10 | 10 | 9 | 10 | 112 T10;8 |
| | | | | 10 | 8 | 8 | 10 | 10 | 10 | |
| 62 | 4 | PARK Kyung-Mo | KOR | 10 | 10 | 8 | 9 | 10 | 10 | 115 |
| | | | | 10 | 10 | 9 | 10 | 10 | 9 | |
| | 1 | SERRANO Juan Rene | MEX | 8 | 9 | 10 | 10 | 9 | 10 | 112 |
| | | | | 9 | 10 | 10 | 10 | 8 | 9 | |

Legend:

No Number

Ta;b;c Tie-break arrows



OLYMPIC GREEN ARCHERY FIELD
 奥林匹克公园射箭场
 OLYMPIC GREEN ARCHERY FIELD

FRI 星期五 VEN
 15 AUG 2008

ARCHERY
 射箭 / TIR A L'ARC

MEN'S INDIVIDUAL
 男子个人 / HOMMES INDIVIDUAL

FINALS
 奖牌决赛 / FINALES



RESULTS SUMMARY ARROW BY ARROW
 个人比赛成绩汇总表-每支箭 / RÉSUMÉ DES RÉSULTATS FLÈCHE PAR FLÈCHE

| | | | |
|----------------------------------|--------------------|-------------------|-------------|
| World Record 12 Arrows: | 120 CHOI Won Jong | KOR Ulsan (KOR) | 18 OCT 2005 |
| Olympic Record 12 Arrows: | 117 LEE Chang-Hwan | KOR Beijing (CHN) | 13 AUG 2008 |

| Match No | Back No | Name | NOC Code | Arrows | | | | | | Total Score |
|----------|---------|-------------------|----------|--------|----|----|----|----|----|-------------|
| | | | | 1 | 2 | 3 | 4 | 5 | 6 | |
| | | | | 7 | 8 | 9 | 10 | 11 | 12 | |
| 63 | 31 | BADENOV Bair | RUS | 10 | 9 | 9 | 10 | 9 | 9 | 115 |
| | | | | 9 | 10 | 10 | 10 | 10 | 10 | |
| | 1 | SERRANO Juan Rene | MEX | 9 | 10 | 10 | 10 | 9 | 7 | 110 |
| | | | | 10 | 9 | 8 | 9 | 9 | 10 | |
| 64 | 3 | RUBAN Viktor | UKR | 9 | 10 | 10 | 9 | 9 | 9 | 113 |
| | | | | 10 | 10 | 9 | 9 | 9 | 10 | |
| | 4 | PARK Kyung-Mo | KOR | 9 | 9 | 10 | 10 | 10 | 10 | 112 |
| | | | | 10 | 9 | 9 | 9 | 8 | 9 | |

Legend:
 No Number



RECORDS As of 15 AUG 2008
纪录 / RECORDS

Women's Individual-World Records

| Record Description | Score | Name | NOC Code | Location | Date |
|-------------------------|-------|----------------|----------|---------------|-------------|
| 72 Arrows Ranking Round | 682 | PARK Sung-Hyun | KOR | Athens (GRE) | 12 AUG 2004 |
| 12 Arrows Match | 119 | YUN Ok-Hee | KOR | Antalya (TUR) | 29 MAY 2008 |

Women's Individual-Olympic Records

| Record Description | Score | Name | NOC Code | Location | Date |
|-------------------------|-------|------------------|----------|-------------------|-------------|
| 72 Arrows Ranking Round | 673 | HERASYMENKO Lina | UKR | Atlanta, GA (USA) | 28 JUL 1996 |
| 12 Arrows Match | 115 | PARK Sung-Hyun | KOR | Beijing (CHN) | 14 AUG 2008 |

Women's Team-World Records

| Record Description | Score | NOC / Names | NOC Code | Location | Date |
|--------------------------|-------|--|----------|---------------|-------------|
| 216 Arrows Ranking Round | 2030 | KOREA PARK Sung-Hyun LEE Sung Jin YUN Mi-Jin | KOR | Athens (GRE) | 12 AUG 2004 |
| 24 Arrows Match | 231 | KOREA JOO Hyun-Jung PARK Sung-Hyun YUN Ok-Hee | KOR | Beijing (CHN) | 10 AUG 2008 |

Women's Team-Olympic Records

| Record Description | Score | NOC / Names | NOC Code | Location | Date |
|--------------------------|-------|--|----------|---------------|-------------|
| 216 Arrows Ranking Round | 2004 | KOREA JOO Hyun-Jung PARK Sung-Hyun YUN Ok-Hee | KOR | Beijing (CHN) | 9 AUG 2008 |
| 24 Arrows Match | 231 | KOREA JOO Hyun-Jung PARK Sung-Hyun YUN Ok-Hee | KOR | Beijing (CHN) | 10 AUG 2008 |

Note:

Number of Xs in brackets is included if a perfect score has been achieved



RECORDS BROKEN As of 14 AUG 2008

破纪录统计表 / RECORDS BATTUS

Women's Individual - Olympic Records

| Record Description | Record Score old / new | Name | NOC Code | Date |
|--------------------|------------------------|----------------|----------|-------------|
| 12 Arrows Match | 114 / 115 | PARK Sung-Hyun | KOR | 14 AUG 2008 |

Women's Team - World Records

| Record Description | Record Score old / new | NOC | NOC Code | Date |
|--------------------|------------------------|--|----------|-------------|
| 24 Arrows Match | 228 / 231 | KOREA JOO Hyun-Jung PARK Sung-Hyun YUN Ok-Hee | KOR | 10 AUG 2008 |

Women's Team - Olympic Records

| Record Description | Record Score old / new | NOC | NOC Code | Date |
|--------------------------|------------------------|--|----------|-------------|
| 216 Arrows Ranking Round | 1994 / 2004 | KOREA JOO Hyun-Jung PARK Sung-Hyun YUN Ok-Hee | KOR | 9 AUG 2008 |
| 24 Arrows Match | - / 231 | KOREA JOO Hyun-Jung PARK Sung-Hyun YUN Ok-Hee | KOR | 10 AUG 2008 |



RECORDS As of 15 AUG 2008
 纪录 / RECORDS

Men's Individual-World Records

| Record Description | Score | Name | NOC Code | Location | Date |
|-------------------------|-------|---------------|----------|--------------|-------------|
| 72 Arrows Ranking Round | 687 | IM Dong-Hyun | KOR | Athens (GRE) | 12 AUG 2004 |
| 12 Arrows Match | 120 | CHOI Won Jong | KOR | Ulsan (KOR) | 18 OCT 2005 |

Men's Individual-Olympic Records

| Record Description | Score | Name | NOC Code | Location | Date |
|-------------------------|-------|-------------------|----------|-------------------|-------------|
| 72 Arrows Ranking Round | 684 | FRANGILLI Michele | ITA | Atlanta, GA (USA) | 28 JUL 1996 |
| 12 Arrows Match | 117 | LEE Chang-Hwan | KOR | Beijing (CHN) | 13 AUG 2008 |

Men's Team-World Records

| Record Description | Score | NOC / Names | NOC Code | Location | Date |
|--------------------------|-------|--|----------|---------------|-------------|
| 216 Arrows Ranking Round | 2039 | KOREA IM Dong-Hyun LEE Chang-Hwan PARK Kyung-Mo | KOR | Antalya (TUR) | 28 MAY 2008 |
| 24 Arrows Match | 231 | KOREA LEE Chang-Hwan KIM Yeon Chul IM Dong-Hyun | KOR | Leipzig (GER) | 14 JUL 2007 |

Men's Team-Olympic Records

| Record Description | Score | NOC / Names | NOC Code | Location | Date |
|--------------------------|-------|--|----------|-------------------|-------------|
| 216 Arrows Ranking Round | 2031 | KOREA JANG Yong-Ho KIM Bo-Ram OH Kyo-Moon | KOR | Atlanta, GA (USA) | 28 JUL 1996 |
| 24 Arrows Match | 227 | KOREA IM Dong-Hyun LEE Chang-Hwan PARK Kyung-Mo | KOR | Beijing (CHN) | 11 AUG 2008 |

Note:
 Number of Xs in brackets is included if a perfect score has been achieved



RECORDS BROKEN As of 13 AUG 2008

破纪录统计表 / RECORDS BATTUS

Men's Individual - Olympic Records

| Record Description | Record Score old / new | Name | NOC Code | Date |
|--------------------|---------------------------|----------------|-------------|-------------|
| 12 Arrows Match | 115 / 117 | LEE Chang-Hwan | KOR | 13 AUG 2008 |

Men's Team - Olympic Records

| Record Description | Record Score old / new | NOC | NOC Code | Date |
|--------------------|---------------------------|--|-------------|-------------|
| 24 Arrows Match | - / 227 | KOREA IM Dong-Hyun LEE Chang-Hwan PARK Kyung-Mo | KOR | 11 AUG 2008 |



MEDALLISTS BY EVENT As of 15 AUG 2008
 单项奖牌获得者 / MÉDAILLÉS PAR ÉPREUVE

AFTER 4 OF 4 EVENTS

| Event Name | Date | Medal | Name | NOC Code |
|--------------------|------------|--------|---|----------|
| Women's Team | SUN 10 AUG | GOLD | JOO Hyun-Jung PARK Sung-Hyun YUN Ok-Hee | KOR |
| | | SILVER | CHEN Ling GUO Dan ZHANG Juan Juan | CHN |
| | | BRONZE | ARNOLD Virginie DODEMONT Sophie SCHUH Berengere | FRA |
| Men's Team | MON 11 AUG | GOLD | IM Dong-Hyun LEE Chang-Hwan PARK Kyung-Mo | KOR |
| | | SILVER | DI BUO' Ilario GALIAZZO Marco NESPOLI Mauro | ITA |
| | | BRONZE | JIANG Lin LI Wenquan XUE Hai Feng | CHN |
| Women's Individual | THU 14 AUG | GOLD | ZHANG Juan Juan | CHN |
| | | SILVER | PARK Sung-Hyun | KOR |
| | | BRONZE | YUN Ok-Hee | KOR |
| Men's Individual | FRI 15 AUG | GOLD | RUBAN Viktor | UKR |
| | | SILVER | PARK Kyung-Mo | KOR |
| | | BRONZE | BADENOV Bair | RUS |



MEDAL STANDINGS As of 15 AUG 2008
奖牌榜 / CLASSEMENT DES MÉDAILLES

AFTER 4 OF 4 EVENTS

| Rank | NOC | Men | | | | Women | | | | Total | | | | Rank By Total |
|---------------|--------------------------|----------|----------|----------|----------|----------|----------|----------|----------|----------|----------|----------|-----------|---------------|
| | | G | S | B | Tot | G | S | B | Tot | G | S | B | Tot | |
| 1 | KOR - Korea | 1 | 1 | | 2 | 1 | 1 | 1 | 3 | 2 | 2 | 1 | 5 | 1 |
| 2 | CHN - China | | | 1 | 1 | 1 | 1 | | 2 | 1 | 1 | 1 | 3 | 2 |
| 3 | UKR - Ukraine | 1 | | | 1 | | | | | 1 | | | 1 | =3 |
| 4 | ITA - Italy | | 1 | | 1 | | | | | | 1 | | 1 | =3 |
| 5 | FRA - France | | | | | | | 1 | 1 | | | 1 | 1 | =3 |
| 5 | RUS - Russian Federation | | | 1 | 1 | | | | | | | 1 | 1 | =3 |
| Total: | | 2 | 2 | 2 | 6 | 2 | 2 | 2 | 6 | 4 | 4 | 4 | 12 | |

Legend:

= Equal sign indicates that two or more NOCs share the same rank by total

B Bronze

G Gold

S Silver

Tot Total



Beijing 2008



Athletics

15-24 August

OFFICIAL RESULTS BOOK





NATIONAL STADIUM
国家体育场
STADE NATIONAL

FRI 星期五 VEN
15 AUG 2008

ATHLETICS
田径 / ATHLÉTISME

MEN'S 100m
男子100米 / 100 m - HOMMES

ROUND 1
第1轮 / 1ER TOUR



RESULTS

比赛成绩 / RÉSULTATS

| | | | | | |
|-----------------------|-------------|-----------------------|-----|--------------------|-------------|
| WORLD RECORD | 9.72 | BOLT Usain | JAM | New York, NY (USA) | 1 JUN 2008 |
| OLYMPIC RECORD | 9.84 | BAILEY Donovan | CAN | Atlanta, GA (USA) | 27 JUL 1996 |

HEAT 1 Start Time: 9:45 Wind: -0.2 m/s

| Rank | Bib | Name | NOC Code | Date of Birth | Lane | Reaction Time | Fn | Result |
|------|------|-----------------|----------|---------------|------|---------------|----------------|-------------|
| 1 | 2163 | BOLT Usain | JAM | 21 AUG 1986 | 3 | 0.186 | | 10.20 Q |
| 2 | 1024 | BAILEY Daniel | ANT | 9 SEP 1986 | 9 | 0.198 | | 10.24 Q |
| 3 | 1238 | LIMA Vicente | BRA | 4 JUN 1977 | 6 | 0.168 | | 10.26 Q =SB |
| 4 | 1460 | VIZCAINO Jenris | CUB | 16 MAY 1980 | 2 | 0.157 | | 10.28 q |
| 5 | 2091 | CERUTTI Fabio | ITA | 26 SEP 1985 | 4 | 0.136 | F ¹ | 10.49 |
| 6 | 2929 | THEMEN Jurgén | SUR | 26 OCT 1985 | 5 | 0.179 | | 10.61 PB |
| 7 | 3302 | KAMUT Moses | VAN | 7 JUL 1982 | 8 | 0.181 | | 10.81 |
| 8 | 2893 | MANIORU Francis | SOL | 17 SEP 1981 | 7 | 0.197 | | 11.09 |

HEAT 2 Start Time: 9:53 Wind: 0.0 m/s

| Rank | Bib | Name | NOC Code | Date of Birth | Lane | Reaction Time | Fn | Result |
|------|------|-----------------------|----------|---------------|------|---------------|----|----------|
| 1 | 2142 | POWELL Asafa | JAM | 23 NOV 1982 | 5 | 0.142 | | 10.16 Q |
| 2 | 2868 | COLLINS Kim | SKN | 5 APR 1976 | 3 | 0.162 | | 10.17 Q |
| 3 | 1824 | PICKERING Craig | GBR | 16 OCT 1986 | 7 | 0.174 | | 10.21 Q |
| 4 | 1419 | GRUESO Daniel | COL | 20 JUL 1985 | 2 | 0.178 | | 10.35 q |
| 5 | 2596 | KUC Dariusz | POL | 24 APR 1986 | 9 | 0.144 | | 10.44 q |
| 6 | 1282 | BOSSE BERANGER Aymard | CAF | 13 MAR 1985 | 8 | 0.144 | | 10.51 SB |
| 7 | 2976 | TOHI Aisea | TGA | 15 APR 1987 | 6 | 0.159 | | 11.17 |
| 8 | 2459 | CRESS Roman William | MHL | 2 AUG 1977 | 4 | 0.190 | | 11.18 |

HEAT 3 Start Time: 10:01 Wind: 0.0 m/s

| Rank | Bib | Name | NOC Code | Date of Birth | Lane | Reaction Time | Fn | Result |
|------|------|--------------------|----------|---------------|------|---------------|----------------|----------|
| 1 | 3025 | THOMPSON Richard | TRI | 7 JUN 1985 | 8 | 0.188 | | 10.24 Q |
| 2 | 1771 | MBANDJOCK Martial | FRA | 14 OCT 1985 | 5 | 0.162 | | 10.26 Q |
| 3 | 2092 | COLLIO Simone | ITA | 27 DEC 1979 | 4 | 0.140 | F ¹ | 10.32 Q |
| 4 | 1928 | ZAKARI Aziz | GHA | 2 SEP 1976 | 2 | 0.177 | | 10.34 q |
| 5 | 1109 | HINDS Andrew | BAR | 25 APR 1984 | 6 | 0.140 | | 10.35 q |
| 6 | 2015 | WIBOWO Suryo Agung | INA | 8 OCT 1983 | 3 | 0.175 | | 10.46 |
| 7 | 3310 | LEWIS Jared | VIN | 9 MAR 1982 | 7 | 0.123 | | 11.00 |
| 8 | 2296 | NAWAI Rabangaki | KIR | 9 JUN 1985 | 9 | 0.152 | | 11.29 SB |

HEAT 4 Start Time: 10:09 Wind: +0.2 m/s

| Rank | Bib | Name | NOC Code | Date of Birth | Lane | Reaction Time | Fn | Result |
|------|------|-------------------------------|----------|---------------|------|---------------|----------------|---------|
| 1 | 2148 | FRATER Michael | JAM | 6 OCT 1982 | 3 | 0.156 | | 10.15 Q |
| 2 | 1308 | BROWNE Pierre | CAN | 14 JAN 1980 | 4 | 0.141 | | 10.22 Q |
| 3 | 3018 | BROWN Darrel | TRI | 16 OCT 1986 | 6 | 0.139 | | 10.22 Q |
| 4 | 2184 | ASAHARA Nobuharu | JPN | 21 JUN 1972 | 7 | 0.160 | | 10.25 q |
| 5 | 1853 | da SILVA Holder | GBS | 12 JAN 1988 | 9 | 0.184 | | 10.58 |
| 6 | 1280 | SANOU Idrissa | BUR | 12 JUN 1977 | 2 | 0.171 | F ¹ | 10.63 |
| 7 | 1319 | OLONGHOT Ghyd-Kermeliss-Holly | CGO | 15 MAR 1986 | 8 | 0.172 | | 11.01 |
| 8 | 1002 | AZIZI Massoud | AFG | 2 FEB 1985 | 5 | 0.160 | | 11.45 |



RESULTS
比赛成绩 / RÉSULTATS

HEAT 5 Start Time: 10:17 Wind: +0.7 m/s

| Rank | Bib | Name | NOC Code | Date of Birth | Lane | Reaction Time | Fn | Result |
|------|------|-----------------------|----------|---------------|------|---------------|----|----------|
| 1 | 3265 | GAY Tyson | USA | 9 AUG 1982 | 2 | 0.148 | | 10.22 Q |
| 2 | 2507 | FASUBA Olusoji | NGR | 9 JUL 1984 | 5 | 0.156 | | 10.29 Q |
| 3 | 1231 | MOREIRA Jose Carlos | BRA | 28 SEP 1983 | 4 | 0.192 | | 10.29 Q |
| 4 | 1578 | RODRIGUEZ Angel David | ESP | 25 APR 1980 | 7 | 0.145 | | 10.34 q |
| 5 | 1535 | MILO Lukas | CZE | 19 OCT 1983 | 9 | 0.145 | | 10.52 |
| 6 | 1431 | YOUSSOUF Mhadjou | COM | 5 JUN 1990 | 8 | 0.170 | | 10.62 PB |
| 7 | 2864 | D'SOUZA Danny | SEY | 14 NOV 1987 | 3 | 0.180 | | 11.00 |
| 8 | 1040 | SANITOA Shanahan | ASA | 26 JUL 1989 | 6 | 0.158 | | 12.60 |

HEAT 6 Start Time: 10:25 Wind: +0.9 m/s

| Rank | Bib | Name | NOC Code | Date of Birth | Lane | Reaction Time | Fn | Result |
|------|------|-------------------------|----------|---------------|------|---------------|----|----------|
| 1 | 1801 | EDGAR Tyrone | GBR | 29 MAR 1982 | 5 | 0.138 | | 10.13 Q |
| 2 | 3215 | PATTON Darvis | USA | 4 DEC 1977 | 6 | 0.149 | | 10.25 Q |
| 3 | 1761 | POGNON Ronald | FRA | 16 NOV 1982 | 7 | 0.167 | | 10.26 Q |
| 4 | 1355 | HU Kai | CHN | 4 AUG 1982 | 2 | 0.152 | | 10.39 q |
| 5 | 2549 | AL SOOLI Abdullah | OMA | 20 JAN 1983 | 4 | 0.153 | | 10.53 PB |
| 6 | 1275 | GUNEV Desislav | BUL | 21 JAN 1986 | 8 | 0.152 | | 10.66 |
| 7 | 2431 | SHAREEF Ali | MDV | 1 JUL 1979 | 3 | 0.171 | | 11.11 NR |
| 8 | 2325 | TONSACKTHEVA Souksavanh | LAO | 12 AUG 1988 | 9 | 0.183 | | 11.51 |

HEAT 7 Start Time: 10:33 Wind: -1.4 m/s

| Rank | Bib | Name | NOC Code | Date of Birth | Lane | Reaction Time | Fn | Result |
|------|------|----------------------|----------|---------------|------|---------------|----------------|----------|
| 1 | 2656 | OBIKWELU Francis | POR | 22 NOV 1978 | 4 | 0.190 | | 10.25 Q |
| 2 | 2503 | METU Obinna | NGR | 12 JUL 1988 | 2 | 0.176 | | 10.34 Q |
| 3 | 3282 | DIX Walter | USA | 31 JAN 1986 | 5 | 0.167 | | 10.35 Q |
| 4 | 1291 | HENRY Anson | CAN | 9 MAR 1979 | 6 | 0.138 | | 10.37 q |
| 5 | 3086 | GLUSHCHENKO Dmytro | UKR | 17 FEB 1981 | 8 | 0.200 | | 10.57 |
| 6 | 2867 | KANG Calvin | SIN | 16 APR 1990 | 3 | 0.140 | | 10.73 |
| 7 | 2565 | TAMANGROW Jesse | PLW | 16 MAR 1982 | 9 | 0.146 | F ¹ | 11.38 PB |
| 8 | 1857 | REGINALDO Michandong | GEQ | 14 OCT 1986 | 7 | 0.242 | | 11.61 |

HEAT 8 Start Time: 10:41 Wind: -0.1 m/s

| Rank | Bib | Name | NOC Code | Date of Birth | Lane | Reaction Time | Fn | Result |
|------|------|-----------------------|----------|---------------|------|---------------|----------------|---------|
| 1 | 1100 | ATKINS Derrick | BAH | 5 JAN 1984 | 3 | 0.162 | | 10.28 Q |
| 2 | 2833 | EPISHIN Andrey | RUS | 10 JUN 1981 | 4 | 0.172 | | 10.34 Q |
| 3 | 2537 | SAIDY NDURE Jaysuma | NOR | 1 JAN 1984 | 9 | 0.164 | | 10.37 Q |
| 4 | 2520 | EMEDOLU Uchenna | NGR | 17 SEP 1976 | 6 | 0.192 | | 10.46 q |
| 5 | 1783 | SANNEH Suwaibou | GAM | 30 OCT 1990 | 2 | 0.157 | | 10.52 |
| 6 | 1237 | VIANA Sandro | BRA | 23 JUN 1977 | 5 | 0.160 | F ¹ | 10.60 |
| 7 | 1989 | LAI Chun Ho | HKG | 5 FEB 1989 | 7 | 0.199 | | 10.63 |
| 8 | 1105 | MOHAMMED Abu Abdullah | BAN | 1 MAR 1981 | 8 | 0.174 | | 11.07 |

HEAT 9 Start Time: 10:49 Wind: -1.7 m/s

| Rank | Bib | Name | NOC Code | Date of Birth | Lane | Reaction Time | Fn | Result |
|------|------|-------------------|----------|---------------|------|---------------|----------------|----------|
| 1 | 2693 | FRANCIS Samuel | QAT | 27 MAR 1987 | 6 | 0.153 | | 10.40 Q |
| 2 | 3019 | BURNS Marc | TRI | 7 JAN 1983 | 5 | 0.160 | | 10.46 Q |
| 3 | 2880 | OSOVNIKAR Matic | SLO | 19 JAN 1980 | 9 | 0.187 | | 10.46 Q |
| 4 | 1991 | PALACIOS Rolando | HON | 3 MAY 1987 | 7 | 0.189 | | 10.49 |
| 5 | 1085 | ABBASOV Ruslan | AZE | 24 JUN 1986 | 2 | 0.154 | | 10.58 |
| 6 | 2469 | GATTUSO Sebastien | MON | 28 JUN 1971 | 4 | 0.164 | | 10.70 |
| 7 | 1778 | HOWARD Jack | FSM | 21 JUL 1981 | 8 | 0.204 | F ¹ | 11.03 |
| 8 | 1414 | HEATHER Gordon | COK | 14 MAY 1990 | 3 | 0.214 | | 11.41 PB |



NATIONAL STADIUM
国家体育场
STADE NATIONAL

FRI 星期五 VEN
15 AUG 2008

ATHLETICS
田径 / ATHLÉTISME

MEN'S 100m
男子100米 / 100 m - HOMMES

ROUND 1
第1轮 / 1ER TOUR



RESULTS

比赛成绩 / RÉSULTATS

HEAT 10 Start Time: 10:57 Wind: -1.3 m/s

| Rank | Bib | Name | NOC Code | Date of Birth | Lane | Reaction Time | Fn | Result |
|------|------|-----------------------|----------|---------------|------|---------------|----|----------|
| 1 | 1003 | MARTINA Churandy | AHO | 3 JUL 1984 | 4 | 0.164 | | 10.35 Q |
| 2 | 2222 | TSUKAHARA Naoki | JPN | 10 MAY 1985 | 5 | 0.169 | | 10.39 Q |
| 3 | 1844 | WILLIAMSON Simeon | GBR | 16 JAN 1986 | 6 | 0.183 | | 10.42 Q |
| 4 | 1900 | UNGER Tobias Benjamin | GER | 10 JUL 1979 | 9 | 0.161 | | 10.46 q |
| 5 | 1560 | NAZARENO Franklin | ECU | 24 APR 1987 | 8 | 0.178 | F1 | 10.60 |
| 6 | 1780 | BINGANGOYE Wilfried | GAB | 25 MAR 1985 | 7 | 0.171 | | 10.87 |
| 7 | 1321 | SEBERGUE Moumi | CHA | 7 DEC 1977 | 2 | 0.210 | | 11.14 |
| 8 | 3048 | TINILAU Okilani | TUV | 2 JAN 1989 | 3 | 0.174 | | 11.48 NR |

Qualification: First 3 in each heat (Q) and the next 10 fastest (q) advance to the Round 2

Weather conditions at the beginning of the 1st heat

Temperature: 24 °C Humidity: 76 % Conditions: Sunny

Note
Qualification for the athletes qualified by time 10.46 was determined by reading the photo finish to the 1000th of a second.
Times: Bib 1900 - 10.453 , Bib 2520 - 10.456, Bib 2015 - 10.456.

Legend:
=SB Equal Season Best Fn False start NR National Record PB Personal Best
Q Qualified by place q Qualified by time SB Season Best



NATIONAL STADIUM
国家体育场
STADE NATIONAL

FRI 星期五 VEN
15 AUG 2008

ATHLETICS
田径 / ATHLÉTISME

MEN'S 100m
男子100米 / 100 m - HOMMES

ROUND 1
第1轮 / 1ER TOUR



RESULTS SUMMARY

比赛成绩综合 / RÉSUMÉ DES RÉSULTATS

| | | | | | |
|-----------------------|-------------|-----------------------|-----|--------------------|-------------|
| WORLD RECORD | 9.72 | BOLT Usain | JAM | New York, NY (USA) | 1 JUN 2008 |
| OLYMPIC RECORD | 9.84 | BAILEY Donovan | CAN | Atlanta, GA (USA) | 27 JUL 1996 |

| Rank | Bib | Name | NOC Code | Heat | Lane | Position | Wind | Time | |
|------|------|-----------------------|----------|------|------|----------|------|-------|-------|
| 1 | 1801 | EDGAR Tyrone | GBR | 6 | 5 | 1 | +0.9 | 10.13 | Q |
| 2 | 2148 | FRATER Michael | JAM | 4 | 3 | 1 | +0.2 | 10.15 | Q |
| 3 | 2142 | POWELL Asafa | JAM | 2 | 5 | 1 | 0.0 | 10.16 | Q |
| 4 | 2868 | COLLINS Kim | SKN | 2 | 3 | 2 | 0.0 | 10.17 | Q |
| 5 | 2163 | BOLT Usain | JAM | 1 | 3 | 1 | -0.2 | 10.20 | Q |
| 6 | 1824 | PICKERING Craig | GBR | 2 | 7 | 3 | 0.0 | 10.21 | Q |
| 7 | 3018 | BROWN Darrel | TRI | 4 | 6 | 3 | +0.2 | 10.22 | Q |
| 7 | 1308 | BROWNE Pierre | CAN | 4 | 4 | 2 | +0.2 | 10.22 | Q |
| 7 | 3265 | GAY Tyson | USA | 5 | 2 | 1 | +0.7 | 10.22 | Q |
| 10 | 1024 | BAILEY Daniel | ANT | 1 | 9 | 2 | -0.2 | 10.24 | Q |
| 10 | 3025 | THOMPSON Richard | TRI | 3 | 8 | 1 | 0.0 | 10.24 | Q |
| 12 | 2184 | ASAHARA Nobuharu | JPN | 4 | 7 | 4 | +0.2 | 10.25 | q |
| 12 | 2656 | OBIKWELU Francis | POR | 7 | 4 | 1 | -1.4 | 10.25 | Q |
| 12 | 3215 | PATTON Darvis | USA | 6 | 6 | 2 | +0.9 | 10.25 | Q |
| 15 | 1238 | LIMA Vicente | BRA | 1 | 6 | 3 | -0.2 | 10.26 | Q =SB |
| 15 | 1771 | MBANDJOCK Martial | FRA | 3 | 5 | 2 | 0.0 | 10.26 | Q |
| 15 | 1761 | POGNON Ronald | FRA | 6 | 7 | 3 | +0.9 | 10.26 | Q |
| 18 | 1100 | ATKINS Derrick | BAH | 8 | 3 | 1 | -0.1 | 10.28 | Q |
| 18 | 1460 | VIZCAINO Jenris | CUB | 1 | 2 | 4 | -0.2 | 10.28 | q |
| 20 | 2507 | FASUBA Olusoji | NGR | 5 | 5 | 2 | +0.7 | 10.29 | Q |
| 21 | 1231 | MOREIRA Jose Carlos | BRA | 5 | 4 | 3 | +0.7 | 10.29 | Q |
| 22 | 2092 | COLLIO Simone | ITA | 3 | 4 | 3 | 0.0 | 10.32 | Q |
| 23 | 2833 | EPISHIN Andrey | RUS | 8 | 4 | 2 | -0.1 | 10.34 | Q |
| 23 | 2503 | METU Obinna | NGR | 7 | 2 | 2 | -1.4 | 10.34 | Q |
| 23 | 1578 | RODRIGUEZ Angel David | ESP | 5 | 7 | 4 | +0.7 | 10.34 | q |
| 23 | 1928 | ZAKARI Aziz | GHA | 3 | 2 | 4 | 0.0 | 10.34 | q |
| 27 | 3282 | DIX Walter | USA | 7 | 5 | 3 | -1.4 | 10.35 | Q |
| 27 | 1419 | GRUESO Daniel | COL | 2 | 2 | 4 | 0.0 | 10.35 | q |
| 27 | 1109 | HINDS Andrew | BAR | 3 | 6 | 5 | 0.0 | 10.35 | q |
| 27 | 1003 | MARTINA Churandy | AHO | 10 | 4 | 1 | -1.3 | 10.35 | Q |
| 31 | 1291 | HENRY Anson | CAN | 7 | 6 | 4 | -1.4 | 10.37 | q |
| 31 | 2537 | SAIDY NDURE Jaysuma | NOR | 8 | 9 | 3 | -0.1 | 10.37 | Q |
| 33 | 1355 | HU Kai | CHN | 6 | 2 | 4 | +0.9 | 10.39 | q |
| 33 | 2222 | TSUKAHARA Naoki | JPN | 10 | 5 | 2 | -1.3 | 10.39 | Q |
| 35 | 2693 | FRANCIS Samuel | QAT | 9 | 6 | 1 | -1.7 | 10.40 | Q |
| 36 | 1844 | WILLIAMSON Simeon | GBR | 10 | 6 | 3 | -1.3 | 10.42 | Q |
| 37 | 2596 | KUC Dariusz | POL | 2 | 9 | 5 | 0.0 | 10.44 | q |
| 38 | 3019 | BURNS Marc | TRI | 9 | 5 | 2 | -1.7 | 10.46 | Q |
| 38 | 2880 | OSOVNIKAR Matic | SLO | 9 | 9 | 3 | -1.7 | 10.46 | Q |
| 38 | 1900 | UNGER Tobias Benjamin | GER | 10 | 9 | 4 | -1.3 | 10.46 | q |
| 41 | 2520 | EMEDOLU Uchenna | NGR | 8 | 6 | 4 | -0.1 | 10.46 | |
| 41 | 2015 | WIBOWO Suryo Agung | INA | 3 | 3 | 6 | 0.0 | 10.46 | |
| 43 | 2091 | CERUTTI Fabio | ITA | 1 | 4 | 5 | -0.2 | 10.49 | |
| 43 | 1991 | PALACIOS Rolando | HON | 9 | 7 | 4 | -1.7 | 10.49 | |
| 45 | 1282 | BOSSE BERANGER Aymard | CAF | 2 | 8 | 6 | 0.0 | 10.51 | SB |
| 46 | 1535 | MILO Lukas | CZE | 5 | 9 | 5 | +0.7 | 10.52 | |



RESULTS SUMMARY

比赛成绩综合 / RÉSUMÉ DES RÉSULTATS

| Rank | Bib | Name | NOC Code | Heat | Lane | Position | Wind | Time | |
|------|------|-------------------------------|----------|------|------|----------|------|-------|----|
| 46 | 1783 | SANNEH Suwaibou | GAM | 8 | 2 | 5 | -0.1 | 10.52 | |
| 48 | 2549 | AL SOOLI Abdullah | OMA | 6 | 4 | 5 | +0.9 | 10.53 | PB |
| 49 | 3086 | GLUSHCHENKO Dmytro | UKR | 7 | 8 | 5 | -1.4 | 10.57 | |
| 50 | 1085 | ABBASOV Ruslan | AZE | 9 | 2 | 5 | -1.7 | 10.58 | |
| 50 | 1853 | da SILVA Holder | GBS | 4 | 9 | 5 | +0.2 | 10.58 | |
| 52 | 1560 | NAZARENO Franklin | ECU | 10 | 8 | 5 | -1.3 | 10.60 | |
| 52 | 1237 | VIANA Sandro | BRA | 8 | 5 | 6 | -0.1 | 10.60 | |
| 54 | 2929 | THEMEN Jurgen | SUR | 1 | 5 | 6 | -0.2 | 10.61 | PB |
| 55 | 1431 | YOUSOUF Mhadjou | COM | 5 | 8 | 6 | +0.7 | 10.62 | PB |
| 56 | 1989 | LAI Chun Ho | HKG | 8 | 7 | 7 | -0.1 | 10.63 | |
| 56 | 1280 | SANOOU Idrissa | BUR | 4 | 2 | 6 | +0.2 | 10.63 | |
| 58 | 1275 | GUNEV Desislav | BUL | 6 | 8 | 6 | +0.9 | 10.66 | |
| 59 | 2469 | GATTUSO Sebastien | MON | 9 | 4 | 6 | -1.7 | 10.70 | |
| 60 | 2867 | KANG Calvin | SIN | 7 | 3 | 6 | -1.4 | 10.73 | |
| 61 | 3302 | KAMUT Moses | VAN | 1 | 8 | 7 | -0.2 | 10.81 | |
| 62 | 1780 | BINGANGOYE Wilfried | GAB | 10 | 7 | 6 | -1.3 | 10.87 | |
| 63 | 2864 | D'SOUZA Danny | SEY | 5 | 3 | 7 | +0.7 | 11.00 | |
| 63 | 3310 | LEWIS Jared | VIN | 3 | 7 | 7 | 0.0 | 11.00 | |
| 65 | 1319 | OLONGHOT Ghyd-Kermeliss-Holly | CGO | 4 | 8 | 7 | +0.2 | 11.01 | |
| 66 | 1778 | HOWARD Jack | FSM | 9 | 8 | 7 | -1.7 | 11.03 | |
| 67 | 1105 | MOHAMMED Abu Abdullah | BAN | 8 | 8 | 8 | -0.1 | 11.07 | |
| 68 | 2893 | MANIORU Francis | SOL | 1 | 7 | 8 | -0.2 | 11.09 | |
| 69 | 2431 | SHAREEF Ali | MDV | 6 | 3 | 7 | +0.9 | 11.11 | NR |
| 70 | 1321 | SEBERGUE Moumi | CHA | 10 | 2 | 7 | -1.3 | 11.14 | |
| 71 | 2976 | TOHI Aisea | TGA | 2 | 6 | 7 | 0.0 | 11.17 | |
| 72 | 2459 | CRESS Roman William | MHL | 2 | 4 | 8 | 0.0 | 11.18 | |
| 73 | 2296 | NAWAI Rabangaki | KIR | 3 | 9 | 8 | 0.0 | 11.29 | SB |
| 74 | 2565 | TAMANGROW Jesse | PLW | 7 | 9 | 7 | -1.4 | 11.38 | PB |
| 75 | 1414 | HEATHER Gordon | COK | 9 | 3 | 8 | -1.7 | 11.41 | PB |
| 76 | 1002 | AZIZI Massoud | AFG | 4 | 5 | 8 | +0.2 | 11.45 | |
| 77 | 3048 | TINILAU Okilani | TUV | 10 | 3 | 8 | -1.3 | 11.48 | NR |
| 78 | 2325 | TONSACKTHEVA Souksavanh | LAO | 6 | 9 | 8 | +0.9 | 11.51 | |
| 79 | 1857 | REGINALDO Michandong | GEQ | 7 | 7 | 8 | -1.4 | 11.61 | |
| 80 | 1040 | SANITOA Shanahan | ASA | 5 | 6 | 8 | +0.7 | 12.60 | |

Qualification: First 3 in each heat (Q) and the next 10 fastest (q) advance to the Round 2

Note

Qualification for the athletes qualified by time 10.46 was determined by reading the photo finish to the 1000th of a second.
Times: Bib 1900 - 10.453 , Bib 2520 - 10.456, Bib 2015 - 10.456.

Legend:

=SB Equal Season Best **NR** National Record **PB** Personal Best **Q** Qualified by place
q Qualified by result **SB** Season Best



RESULTS
比赛成绩 / RÉSULTATS

| | | | | | |
|-----------------------|-------------|-----------------------|-----|--------------------|-------------|
| WORLD RECORD | 9.72 | BOLT Usain | JAM | New York, NY (USA) | 1 JUN 2008 |
| OLYMPIC RECORD | 9.84 | BAILEY Donovan | CAN | Atlanta, GA (USA) | 27 JUL 1996 |

HEAT 1 Start Time: 19:45 Wind: -0.1 m/s

| Rank | Bib | Name | NOC Code | Date of Birth | Lane | Reaction Time | Fn | Result |
|------|------|-------------------|----------|---------------|------|---------------|----------------|------------|
| 1 | 1003 | MARTINA Churandy | AHO | 3 JUL 1984 | 4 | 0.142 | | 9.99 Q NR |
| 2 | 2148 | FRATER Michael | JAM | 6 OCT 1982 | 7 | 0.154 | | 10.09 Q |
| 3 | 2222 | TSUKAHARA Naoki | JPN | 10 MAY 1985 | 6 | 0.156 | | 10.23 Q SB |
| 4 | 1844 | WILLIAMSON Simeon | GBR | 16 JAN 1986 | 9 | 0.127 | | 10.32 |
| 5 | 1460 | VIZCAINO Jenris | CUB | 16 MAY 1980 | 3 | 0.167 | | 10.33 |
| 6 | 1308 | BROWNE Pierre | CAN | 14 JAN 1980 | 5 | 0.144 | | 10.36 |
| 7 | 2596 | KUC Dariusz | POL | 24 APR 1986 | 2 | 0.176 | F ¹ | 10.46 |
| 8 | 3018 | BROWN Darrel | TRI | 16 OCT 1986 | 8 | 0.119 | | 10.93 |

HEAT 2 Start Time: 19:52 Wind: 0.0 m/s

| Rank | Bib | Name | NOC Code | Date of Birth | Lane | Reaction Time | Fn | Result |
|------|------|---------------------|----------|---------------|------|---------------|----------------|---------|
| 1 | 3025 | THOMPSON Richard | TRI | 7 JUN 1985 | 6 | 0.170 | | 9.99 Q |
| 2 | 3265 | GAY Tyson | USA | 9 AUG 1982 | 4 | 0.146 | | 10.09 Q |
| 3 | 1771 | MBANDJOCK Martial | FRA | 14 OCT 1985 | 7 | 0.160 | | 10.16 Q |
| 4 | 2507 | FASUBA Olusoji | NGR | 9 JUL 1984 | 5 | 0.147 | | 10.21 |
| 5 | 1109 | HINDS Andrew | BAR | 25 APR 1984 | 2 | 0.148 | | 10.25 |
| 6 | 1231 | MOREIRA Jose Carlos | BRA | 28 SEP 1983 | 8 | 0.193 | | 10.32 |
| 7 | 2092 | COLLIO Simone | ITA | 27 DEC 1979 | 9 | 0.138 | F ¹ | 10.33 |
| 8 | 1419 | GRUESO Daniel | COL | 20 JUL 1985 | 3 | 0.193 | | 10.37 |

HEAT 3 Start Time: 19:59 Wind: -0.2 m/s

| Rank | Bib | Name | NOC Code | Date of Birth | Lane | Reaction Time | Fn | Result |
|------|------|-----------------------|----------|---------------|------|---------------|----------------|-------------|
| 1 | 3019 | BURNS Marc | TRI | 7 JAN 1983 | 6 | 0.174 | | 10.05 Q |
| 2 | 2868 | COLLINS Kim | SKN | 5 APR 1976 | 4 | 0.150 | | 10.07 Q =SB |
| 3 | 1801 | EDGAR Tyrone | GBR | 29 MAR 1982 | 5 | 0.130 | | 10.10 Q |
| 4 | 2693 | FRANCIS Samuel | QAT | 27 MAR 1987 | 7 | 0.164 | | 10.11 q |
| 5 | 1761 | POGNON Ronald | FRA | 16 NOV 1982 | 9 | 0.167 | | 10.21 |
| 6 | 2880 | OSOVNIKAR Matic | SLO | 19 JAN 1980 | 8 | 0.171 | F ¹ | 10.24 |
| 7 | 1900 | UNGER Tobias Benjamin | GER | 10 JUL 1979 | 2 | 0.136 | | 10.36 |
| 8 | 2184 | ASAHARA Nobuharu | JPN | 21 JUN 1972 | 3 | 0.145 | | 10.37 |

HEAT 4 Start Time: 20:06 Wind: +0.1 m/s

| Rank | Bib | Name | NOC Code | Date of Birth | Lane | Reaction Time | Fn | Result |
|------|------|-----------------------|----------|---------------|------|---------------|----------------|---------|
| 1 | 2163 | BOLT Usain | JAM | 21 AUG 1986 | 7 | 0.165 | | 9.92 Q |
| 2 | 3215 | PATTON Darvis | USA | 4 DEC 1977 | 5 | 0.159 | | 10.04 Q |
| 3 | 2656 | OBIKWELU Francis | POR | 22 NOV 1978 | 4 | 0.168 | | 10.09 Q |
| 4 | 2537 | SAIDY NDURE Jaysuma | NOR | 1 JAN 1984 | 8 | 0.133 | | 10.14 |
| 5 | 1824 | PICKERING Craig | GBR | 16 OCT 1986 | 9 | 0.144 | | 10.18 |
| 6 | 2503 | METU Obinna | NGR | 12 JUL 1988 | 6 | 0.174 | F ¹ | 10.27 |
| 7 | 1291 | HENRY Anson | CAN | 9 MAR 1979 | 3 | 0.142 | | 10.33 |
| 8 | 1578 | RODRIGUEZ Angel David | ESP | 25 APR 1980 | 2 | 0.154 | | 10.35 |



NATIONAL STADIUM
国家体育场
STADE NATIONAL

FRI 星期五 VEN
15 AUG 2008

ATHLETICS
田径 / ATHLÉTISME

MEN'S 100m
男子100米 / 100 m - HOMMES

ROUND 2
第2轮 / 2ÈME TOUR



RESULTS

比赛成绩 / RÉSULTATS

| HEAT 5 | | Start Time: 20:13 | | | | Wind: -0.1 m/s | | |
|--------|------|-------------------|----------|---------------|------|----------------|----|---------|
| Rank | Bib | Name | NOC Code | Date of Birth | Lane | Reaction Time | Fn | Result |
| 1 | 2142 | POWELL Asafa | JAM | 23 NOV 1982 | 7 | 0.149 | | 10.02 Q |
| 2 | 3282 | DIX Walter | USA | 31 JAN 1986 | 9 | 0.163 | | 10.08 Q |
| 3 | 1100 | ATKINS Derrick | BAH | 5 JAN 1984 | 5 | 0.179 | | 10.14 Q |
| 4 | 1024 | BAILEY Daniel | ANT | 9 SEP 1986 | 4 | 0.149 | | 10.23 |
| 5 | 1928 | ZAKARI Aziz | GHA | 2 SEP 1976 | 3 | 0.167 | | 10.24 |
| 6 | 2833 | EPISHIN Andrey | RUS | 10 JUN 1981 | 6 | 0.158 | | 10.25 |
| 7 | 1238 | LIMA Vicente | BRA | 4 JUN 1977 | 8 | 0.157 | | 10.31 |
| 8 | 1355 | HU Kai | CHN | 4 AUG 1982 | 2 | 0.165 | | 10.40 |

Qualification: First 3 in each heat (Q) and the next 1 fastest (q) advance to the Semifinals

Weather conditions at the beginning of the 1st heat

Temperature: 29 °C Humidity: 39 % Conditions: Partly cloudy

| | | | | | | |
|------------------------------|-----------------------|---------------------------|-----------------------------|--|--|--|
| Legend: | | | | | | |
| =SB Equal Season Best | Fn False start | NR National Record | Q Qualified by place | | | |
| q Qualified by time | SB Season Best | | | | | |



RESULTS SUMMARY

比赛成绩综合 / RÉSUMÉ DES RÉSULTATS

| | | | | | |
|-----------------------|-------------|-----------------------|-----|--------------------|-------------|
| WORLD RECORD | 9.72 | BOLT Usain | JAM | New York, NY (USA) | 1 JUN 2008 |
| OLYMPIC RECORD | 9.84 | BAILEY Donovan | CAN | Atlanta, GA (USA) | 27 JUL 1996 |

| Rank | Bib | Name | NOC Code | Heat | Lane | Position | Wind | Time | |
|------|------|------------------------------|----------|------|------|----------|------|--------------|-------|
| 1 | 2163 | BOLT Usain | JAM | 4 | 7 | 1 | +0.1 | 9.92 | Q |
| 2 | 1003 | MARTINA Churandy | AHO | 1 | 4 | 1 | -0.1 | 9.99 | Q NR |
| 2 | 3025 | THOMPSON Richard | TRI | 2 | 6 | 1 | 0.0 | 9.99 | Q |
| 4 | 2142 | POWELL Asafa | JAM | 5 | 7 | 1 | -0.1 | 10.02 | Q |
| 5 | 3215 | PATTON Darvis | USA | 4 | 5 | 2 | +0.1 | 10.04 | Q |
| 6 | 3019 | BURNS Marc | TRI | 3 | 6 | 1 | -0.2 | 10.05 | Q |
| 7 | 2868 | COLLINS Kim | SKN | 3 | 4 | 2 | -0.2 | 10.07 | Q =SB |
| 8 | 3282 | DIX Walter | USA | 5 | 9 | 2 | -0.1 | 10.08 | Q |
| 9 | 2148 | FRATER Michael | JAM | 1 | 7 | 2 | -0.1 | 10.09 | Q |
| 9 | 3265 | GAY Tyson | USA | 2 | 4 | 2 | 0.0 | 10.09 | Q |
| 9 | 2656 | OBIKWELU Francis | POR | 4 | 4 | 3 | +0.1 | 10.09 | Q |
| 12 | 1801 | EDGAR Tyrone | GBR | 3 | 5 | 3 | -0.2 | 10.10 | Q |
| 13 | 2693 | FRANCIS Samuel | QAT | 3 | 7 | 4 | -0.2 | 10.11 | q |
| 14 | 1100 | ATKINS Derrick | BAH | 5 | 5 | 3 | -0.1 | 10.14 | Q |
| 14 | 2537 | SAIDY NDURE Jaysuma | NOR | 4 | 8 | 4 | +0.1 | 10.14 | |
| 16 | 1771 | MBANDJOCK Martial | FRA | 2 | 7 | 3 | 0.0 | 10.16 | Q |
| 17 | 1824 | PICKERING Craig | GBR | 4 | 9 | 5 | +0.1 | 10.18 | |
| 18 | 2507 | FASUBA Olusoji | NGR | 2 | 5 | 4 | 0.0 | 10.21 | |
| 18 | 1761 | POGNON Ronald | FRA | 3 | 9 | 5 | -0.2 | 10.21 | |
| 20 | 1024 | BAILEY Daniel | ANT | 5 | 4 | 4 | -0.1 | 10.23 | |
| 20 | 2222 | TSUKAHARA Naoki | JPN | 1 | 6 | 3 | -0.1 | 10.23 | Q SB |
| 22 | 2880 | OSOVNIKAR Matic | SLO | 3 | 8 | 6 | -0.2 | 10.24 | |
| 22 | 1928 | ZAKARI Aziz | GHA | 5 | 3 | 5 | -0.1 | 10.24 | |
| 24 | 2833 | EPISHIN Andrey | RUS | 5 | 6 | 6 | -0.1 | 10.25 | |
| 24 | 1109 | HINDS Andrew | BAR | 2 | 2 | 5 | 0.0 | 10.25 | |
| 26 | 2503 | METU Obinna | NGR | 4 | 6 | 6 | +0.1 | 10.27 | |
| 27 | 1238 | LIMA Vicente | BRA | 5 | 8 | 7 | -0.1 | 10.31 | |
| 28 | 1231 | MOREIRA Jose Carlos | BRA | 2 | 8 | 6 | 0.0 | 10.32 | |
| 28 | 1844 | WILLIAMSON Simeon | GBR | 1 | 9 | 4 | -0.1 | 10.32 | |
| 30 | 2092 | COLLIO Simone | ITA | 2 | 9 | 7 | 0.0 | 10.33 | |
| 30 | 1291 | HENRY Anson | CAN | 4 | 3 | 7 | +0.1 | 10.33 | |
| 30 | 1460 | VIZCAINO Jenris | CUB | 1 | 3 | 5 | -0.1 | 10.33 | |
| 33 | 1578 | RODRIGUEZ Angel David | ESP | 4 | 2 | 8 | +0.1 | 10.35 | |
| 34 | 1308 | BROWNE Pierre | CAN | 1 | 5 | 6 | -0.1 | 10.36 | |
| 34 | 1900 | UNGER Tobias Benjamin | GER | 3 | 2 | 7 | -0.2 | 10.36 | |
| 36 | 2184 | ASAHARA Nobuharu | JPN | 3 | 3 | 8 | -0.2 | 10.37 | |
| 36 | 1419 | GRUESO Daniel | COL | 2 | 3 | 8 | 0.0 | 10.37 | |
| 38 | 1355 | HU Kai | CHN | 5 | 2 | 8 | -0.1 | 10.40 | |
| 39 | 2596 | KUC Dariusz | POL | 1 | 2 | 7 | -0.1 | 10.46 | |
| 40 | 3018 | BROWN Darrel | TRI | 1 | 8 | 8 | -0.1 | 10.93 | |

Qualification: First 3 in each heat (Q) and the next 1 fastest (q) advance to the Semifinals

| | | | | | | | |
|----------------|-------------------|----|-----------------|---|--------------------|---|---------------------|
| Legend: | | | | | | | |
| =SB | Equal Season Best | NR | National Record | Q | Qualified by place | q | Qualified by result |
| SB | Season Best | | | | | | |



NATIONAL STADIUM
国家体育场
STADE NATIONAL

SAT 星期六 SAM
16 AUG 2008

ATHLETICS
田径 / ATHLÉTISME

MEN'S 100m
男子100米 / 100 m - HOMMES

SEMIFINALS
半决赛 / DEMI-FINALES



RESULTS

比赛成绩 / RÉSULTATS

| | | | | | |
|-----------------------|-------------|-----------------------|-----|--------------------|-------------|
| WORLD RECORD | 9.72 | BOLT Usain | JAM | New York, NY (USA) | 1 JUN 2008 |
| OLYMPIC RECORD | 9.84 | BAILEY Donovan | CAN | Atlanta, GA (USA) | 27 JUL 1996 |

SEMIFINAL 1

Start Time: 20:05

Wind: -0.1 m/s

| Rank | Bib | Name | NOC Code | Date of Birth | Lane | Reaction Time | Fn | Result |
|------|------|----------------|----------|---------------|------|---------------|----|------------|
| 1 | 2163 | BOLT Usain | JAM | 21 AUG 1986 | 7 | 0.161 | | 9.85 Q |
| 2 | 3282 | DIX Walter | USA | 31 JAN 1986 | 6 | 0.143 | | 9.95 Q SB |
| 3 | 3019 | BURNS Marc | TRI | 7 JAN 1983 | 4 | 0.124 | | 9.97 Q =SB |
| 4 | 2148 | FRATER Michael | JAM | 6 OCT 1982 | 9 | 0.163 | | 10.01 Q |
| 5 | 2868 | COLLINS Kim | SKN | 5 APR 1976 | 5 | 0.163 | | 10.05 SB |
| 6 | 1100 | ATKINS Derrick | BAH | 5 JAN 1984 | 2 | 0.159 | | 10.13 |
| 7 | 1801 | EDGAR Tyrone | GBR | 29 MAR 1982 | 8 | 0.143 | | 10.18 |
| 8 | 2693 | FRANCIS Samuel | QAT | 27 MAR 1987 | 3 | 0.146 | | 10.20 |

SEMIFINAL 2

Start Time: 20:13

Wind: +0.3 m/s

| Rank | Bib | Name | NOC Code | Date of Birth | Lane | Reaction Time | Fn | Result |
|------|------|-------------------|----------|---------------|------|---------------|----|------------|
| 1 | 2142 | POWELL Asafa | JAM | 23 NOV 1982 | 6 | 0.161 | | 9.91 Q |
| 2 | 3025 | THOMPSON Richard | TRI | 7 JUN 1985 | 7 | 0.175 | | 9.93 Q =PB |
| 3 | 1003 | MARTINA Churandy | AHO | 3 JUL 1984 | 5 | 0.138 | F1 | 9.94 Q NR |
| 4 | 3215 | PATTON Darvis | USA | 4 DEC 1977 | 4 | 0.149 | | 10.03 Q |
| 5 | 3265 | GAY Tyson | USA | 9 AUG 1982 | 9 | 0.145 | | 10.05 |
| 6 | 2656 | OBIKWELU Francis | POR | 22 NOV 1978 | 8 | 0.157 | | 10.10 |
| 7 | 2222 | TSUKAHARA Naoki | JPN | 10 MAY 1985 | 3 | 0.143 | | 10.16 SB |
| 8 | 1771 | MBANDJOCK Martial | FRA | 14 OCT 1985 | 2 | 0.148 | | 10.18 |

Qualification: First 4 in each heat (Q) advance to the Final

Weather conditions at the beginning of the 1st heat

Temperature: 29 °C Humidity: 34 % Conditions: Cloudy

| | | | | |
|-----------------------------|--------------------------------|------------------------------|-----------------------|---------------------------|
| Legend: | =PB Equal Personal Best | =SB Equal Season Best | Fn False start | NR National Record |
| Q Qualified by place | SB Season Best | | | |



NATIONAL STADIUM
国家体育场
STADE NATIONAL

SAT 星期六 SAM
16 AUG 2008

ATHLETICS
田径 / ATHLÉTISME

MEN'S 100m
男子100米 / 100 m - HOMMES

SEMIFINALS
半决赛 / DEMI-FINALES



RESULTS SUMMARY

比赛成绩综合 / RÉSUMÉ DES RÉSULTATS

| | | | | | |
|-----------------------|-------------|-----------------------|-----|--------------------|-------------|
| WORLD RECORD | 9.72 | BOLT Usain | JAM | New York, NY (USA) | 1 JUN 2008 |
| OLYMPIC RECORD | 9.84 | BAILEY Donovan | CAN | Atlanta, GA (USA) | 27 JUL 1996 |

| Rank | Bib | Name | NOC Code | Heat | Lane | Position | Wind | Time | |
|------|------|--------------------------|----------|------|------|----------|------|--------------|--------------|
| 1 | 2163 | BOLT Usain | JAM | 1 | 7 | 1 | -0.1 | 9.85 | Q |
| 2 | 2142 | POWELL Asafa | JAM | 2 | 6 | 1 | +0.3 | 9.91 | Q |
| 3 | 3025 | THOMPSON Richard | TRI | 2 | 7 | 2 | +0.3 | 9.93 | Q =PB |
| 4 | 1003 | MARTINA Churandy | AHO | 2 | 5 | 3 | +0.3 | 9.94 | Q NR |
| 5 | 3282 | DIX Walter | USA | 1 | 6 | 2 | -0.1 | 9.95 | Q SB |
| 6 | 3019 | BURNS Marc | TRI | 1 | 4 | 3 | -0.1 | 9.97 | Q =SB |
| 7 | 2148 | FRATER Michael | JAM | 1 | 9 | 4 | -0.1 | 10.01 | Q |
| 8 | 3215 | PATTON Darvis | USA | 2 | 4 | 4 | +0.3 | 10.03 | Q |
| 9 | 2868 | COLLINS Kim | SKN | 1 | 5 | 5 | -0.1 | 10.05 | SB |
| 9 | 3265 | GAY Tyson | USA | 2 | 9 | 5 | +0.3 | 10.05 | |
| 11 | 2656 | OBIKWELU Francis | POR | 2 | 8 | 6 | +0.3 | 10.10 | |
| 12 | 1100 | ATKINS Derrick | BAH | 1 | 2 | 6 | -0.1 | 10.13 | |
| 13 | 2222 | TSUKAHARA Naoki | JPN | 2 | 3 | 7 | +0.3 | 10.16 | SB |
| 14 | 1801 | EDGAR Tyrone | GBR | 1 | 8 | 7 | -0.1 | 10.18 | |
| 14 | 1771 | MBANDJOCK Martial | FRA | 2 | 2 | 8 | +0.3 | 10.18 | |
| 16 | 2693 | FRANCIS Samuel | QAT | 1 | 3 | 8 | -0.1 | 10.20 | |

Qualification: First 4 in each heat (Q) advance to the Final

| | | | | |
|----------------|--------------------------------|------------------------------|---------------------------|-----------------------------|
| Legend: | =PB Equal Personal Best | =SB Equal Season Best | NR National Record | Q Qualified by place |
| | SB Season Best | | | |



NATIONAL STADIUM
国家体育场
STADE NATIONAL

SAT 星期六 SAM
16 AUG 2008
22:30

ATHLETICS
田径 / ATHLÉTISME

MEN'S 100m
男子100米 / 100 m - HOMMES

FINAL
决赛 / FINALE



RESULTS

比赛成绩 / RÉSULTATS

| | | | | | |
|-----------------------|-------------|-----------------------|-----|--------------------|-------------|
| WORLD RECORD | 9.72 | BOLT Usain | JAM | New York, NY (USA) | 1 JUN 2008 |
| OLYMPIC RECORD | 9.84 | BAILEY Donovan | CAN | Atlanta, GA (USA) | 27 JUL 1996 |

Wind: 0.0m/s

| Rank | Bib | Name | NOC Code | Date of Birth | Lane | Reaction Time | Fn | Result |
|------|------|-------------------------|----------|---------------|------|---------------|----|----------------|
| 1 | 2163 | BOLT Usain | JAM | 21 AUG 1986 | 4 | 0.165 | | 9.69 WR |
| 2 | 3025 | THOMPSON Richard | TRI | 7 JUN 1985 | 5 | 0.133 | | 9.89 PB |
| 3 | 3282 | DIX Walter | USA | 31 JAN 1986 | 6 | 0.133 | | 9.91 PB |
| 4 | 1003 | MARTINA Churandy | AHO | 3 JUL 1984 | 9 | 0.169 | | 9.93 NR |
| 5 | 2142 | POWELL Asafa | JAM | 23 NOV 1982 | 7 | 0.134 | | 9.95 |
| 6 | 2148 | FRATER Michael | JAM | 6 OCT 1982 | 2 | 0.147 | | 9.97 PB |
| 7 | 3019 | BURNS Marc | TRI | 7 JAN 1983 | 8 | 0.145 | | 10.01 |
| 8 | 3215 | PATTON Darvis | USA | 4 DEC 1977 | 3 | 0.142 | | 10.03 |

Weather conditions

Temperature: 28 °C Humidity: 39 % Conditions: Cloudy

| | | | | |
|----------------|-----------------------|---------------------------|-------------------------|------------------------|
| Legend: | Fn False start | NR National Record | PB Personal Best | WR World Record |
|----------------|-----------------------|---------------------------|-------------------------|------------------------|

Results Progression



MEN'S 100M FINAL

National Stadium / SAT 16 AUG 2008

World Record 9.72 BOLT Usain JAM New York, NY(USA) 1 JUN 2008
Olympic Record 9.84 BAILEY Donovan CAN Atlanta, GA(USA) 27 JUL 1996

| Rk | Bib | Name | NOC | Date of Birth | Phase | Lane | Position | Wind | Time | |
|----|------|-------------------------|------------|---------------|---------------|------|----------|------|-------|-------|
| 1 | 2163 | <u>BOLT Usain</u> | <u>JAM</u> | 21 AUG 1986 | Final | 4 | 1 | 0.0 | 9.69 | WR |
| | | | | | Semifinal 1/2 | 7 | 1 | -0.1 | 9.85 | Q |
| | | | | | Round 2 4/5 | 7 | 1 | +0.1 | 9.92 | Q |
| | | | | | Round 1 1/10 | 3 | 1 | -0.2 | 10.20 | Q |
| 2 | 3025 | THOMPSON Richard | <u>TRI</u> | 7 JUN 1985 | Final | 5 | 2 | 0.0 | 9.89 | PB |
| | | | | | Semifinal 2/2 | 7 | 2 | +0.3 | 9.93 | Q =PB |
| | | | | | Round 2 2/5 | 6 | 1 | 0.0 | 9.99 | Q |
| | | | | | Round 1 3/10 | 8 | 1 | 0.0 | 10.24 | Q |
| 3 | 3282 | <u>DIX Walter</u> | <u>USA</u> | 31 JAN 1986 | Final | 6 | 3 | 0.0 | 9.91 | PB |
| | | | | | Semifinal 1/2 | 6 | 2 | -0.1 | 9.95 | Q SB |
| | | | | | Round 2 5/5 | 9 | 2 | -0.1 | 10.08 | Q |
| | | | | | Round 1 7/10 | 5 | 3 | -1.4 | 10.35 | Q |
| 4 | 1003 | <u>MARTINA Churandy</u> | <u>AHO</u> | 3 JUL 1984 | Final | 9 | 4 | 0.0 | 9.93 | NR |
| | | | | | Semifinal 2/2 | 5 | 3 | +0.3 | 9.94 | Q NR |
| | | | | | Round 2 1/5 | 4 | 1 | -0.1 | 9.99 | Q NR |
| | | | | | Round 1 10/10 | 4 | 1 | -1.3 | 10.35 | Q |
| 5 | 2142 | <u>POWELL Asafa</u> | <u>JAM</u> | 23 NOV 1982 | Final | 7 | 5 | 0.0 | 9.95 | |
| | | | | | Semifinal 2/2 | 6 | 1 | +0.3 | 9.91 | Q |
| | | | | | Round 2 5/5 | 7 | 1 | -0.1 | 10.02 | Q |
| | | | | | Round 1 2/10 | 5 | 1 | 0.0 | 10.16 | Q |
| 6 | 2148 | <u>FRATER Michael</u> | <u>JAM</u> | 6 OCT 1982 | Final | 2 | 6 | 0.0 | 9.97 | PB |
| | | | | | Semifinal 1/2 | 9 | 4 | -0.1 | 10.01 | Q |
| | | | | | Round 2 1/5 | 7 | 2 | -0.1 | 10.09 | Q |
| | | | | | Round 1 4/10 | 3 | 1 | +0.2 | 10.15 | Q |
| 7 | 3019 | <u>BURNS Marc</u> | <u>TRI</u> | 7 JAN 1983 | Final | 8 | 7 | 0.0 | 10.01 | |
| | | | | | Semifinal 1/2 | 4 | 3 | -0.1 | 9.97 | Q =SB |
| | | | | | Round 2 3/5 | 6 | 1 | -0.2 | 10.05 | Q |
| | | | | | Round 1 9/10 | 5 | 2 | -1.7 | 10.46 | Q |
| 8 | 3215 | <u>PATTON Darvis</u> | <u>USA</u> | 4 DEC 1977 | Final | 3 | 8 | 0.0 | 10.03 | |
| | | | | | Semifinal 2/2 | 4 | 4 | +0.3 | 10.03 | Q |
| | | | | | Round 2 4/5 | 5 | 2 | +0.1 | 10.04 | Q |
| | | | | | Round 1 6/10 | 6 | 2 | +0.9 | 10.25 | Q |

Legend

AR - Area Record DNF - Did not Finish DNS - Did not Start DQ - Disqualified
 NR - National Record OR - Olympic Record PB - Personal Best Q - Qualified by place
 q - Qualified by result R - IAAF Rule RK - Rank SB - Season Best
 WJR - World Junior Record WR - World Record =AR - Equal Area Record =NR - Equal National Record
 =OR - Equal Olympic Record =PB - Equalled Personal Best =SB - Equalled Season Best =WJR - Equal World Junior Record
 =WR - Equal World Record



RESULTS
比赛成绩 / RÉSULTATS

| | | | | | |
|-----------------------|--------------|------------------------|-----|-------------------|------------|
| WORLD RECORD | 19.32 | JOHNSON Michael | USA | Atlanta, GA (USA) | 1 AUG 1996 |
| OLYMPIC RECORD | 19.32 | JOHNSON Michael | USA | Atlanta, GA (USA) | 1 AUG 1996 |

HEAT 1 Start Time: 10:05 Wind: +0.1 m/s

| Rank | Bib | Name | NOC Code | Date of Birth | Lane | Reaction Time | Fn | Result |
|------|------|--------------------|----------|---------------|------|---------------|----------------|----------|
| 1 | 3152 | CRAWFORD Shawn | USA | 14 JAN 1978 | 4 | 0.216 | | 20.61 Q |
| 2 | 2588 | JEDRUSINSKI Marcin | POL | 28 SEP 1981 | 6 | 0.199 | | 20.64 Q |
| 3 | 2472 | BUCKLAND Stephan | MRI | 12 JAN 1977 | 7 | 0.229 | | 20.98 Q |
| 4 | 1530 | VOJTIK Jiri | CZE | 2 JUL 1981 | 1 | 0.165 | F ¹ | 21.05 |
| 5 | 1204 | KENOSI Fanuel | BOT | 3 MAY 1988 | 9 | 0.211 | | 21.09 |
| 6 | 1981 | HARRIS Adam | GUY | 21 JUL 1987 | 3 | 0.163 | | 21.36 |
| 7 | 2182 | AL-HANAHNEH Khalil | JOR | 11 MAY 1980 | 5 | 0.184 | | 21.55 SB |
| 8 | 2873 | BAYOH Solomon | SLE | 18 MAY 1990 | 2 | 0.216 | | 22.16 |
| | 2656 | OBIKWELU Francis | POR | 22 NOV 1978 | 8 | | | DNS |

HEAT 2 Start Time: 10:12 Wind: 0.0 m/s

| Rank | Bib | Name | NOC Code | Date of Birth | Lane | Reaction Time | Fn | Result |
|------|------|----------------------|----------|---------------|------|---------------|----|------------|
| 1 | 3317 | DZINGAI Brian | ZIM | 29 APR 1981 | 3 | 0.172 | | 20.25 Q |
| 2 | 1813 | MALCOLM Christian | GBR | 3 JUN 1979 | 5 | 0.178 | | 20.42 Q SB |
| 3 | 2156 | WILLIAMS Christopher | JAM | 15 MAR 1972 | 4 | 0.166 | | 20.53 Q |
| 4 | 2186 | TAKAHIRA Shinji | JPN | 18 JUL 1984 | 8 | 0.175 | | 20.58 q SB |
| 5 | 1564 | SEOUD Amr | EGY | 10 JUN 1986 | 2 | 0.172 | | 20.75 q |
| 6 | 2741 | MPUANG Thuso | RSA | 15 AUG 1985 | 9 | 0.166 | | 20.87 q |
| 7 | 1419 | GRUESO Daniel | COL | 20 JUL 1985 | 6 | 0.232 | | 21.15 |
| 8 | 2649 | ABRANTES Arnaldo | POR | 27 NOV 1986 | 7 | 0.173 | | 21.46 |

HEAT 3 Start Time: 10:19 Wind: -0.4 m/s

| Rank | Bib | Name | NOC Code | Date of Birth | Lane | Reaction Time | Fn | Result |
|------|------|-------------------|----------|---------------|------|---------------|----|------------|
| 1 | 1797 | DEVONISH Marlon | GBR | 1 JUN 1976 | 8 | 0.157 | | 20.49 Q SB |
| 2 | 2868 | COLLINS Kim | SKN | 5 APR 1976 | 5 | 0.175 | | 20.55 Q |
| 3 | 2140 | ANDERSON Marvin | JAM | 12 MAY 1982 | 7 | 0.175 | | 20.85 Q |
| 4 | 2880 | OSOVIKAR Matic | SLO | 19 JAN 1980 | 9 | 0.189 | | 20.89 q SB |
| 5 | 1542 | LLOYD Chris | DMA | 10 OCT 1980 | 2 | 0.185 | | 20.90 |
| 6 | 3133 | VIERA Heber | URU | 29 APR 1979 | 6 | 0.210 | | 20.93 |
| 7 | 1327 | REYES Cristian | CHI | 5 AUG 1986 | 4 | 0.165 | | 21.20 |
| 8 | 1560 | NAZARENO Franklin | ECU | 24 APR 1987 | 3 | 0.174 | | 21.26 |

HEAT 4 Start Time: 10:26 Wind: -1.1 m/s

| Rank | Bib | Name | NOC Code | Date of Birth | Lane | Reaction Time | Fn | Result |
|------|------|-----------------------|----------|---------------|------|---------------|----|---------|
| 1 | 2769 | SMIRNOV Roman | RUS | 2 SEP 1984 | 5 | 0.166 | | 20.76 Q |
| 2 | 3282 | DIX Walter | USA | 31 JAN 1986 | 3 | 0.185 | | 20.77 Q |
| 3 | 1991 | PALACIOS Rolando | HON | 3 MAY 1987 | 9 | 0.202 | | 20.81 Q |
| 4 | 1578 | RODRIGUEZ Angel David | ESP | 25 APR 1980 | 8 | 0.162 | | 20.87 q |
| 5 | 1222 | de BARROS Bruno | BRA | 7 JAN 1987 | 2 | 0.162 | | 21.15 |
| 6 | 1275 | GUNEV Desislav | BUL | 21 JAN 1986 | 7 | 0.178 | | 21.55 |
| 7 | 2240 | MURAVYEV Vyacheslav | KAZ | 14 JUL 1982 | 6 | 0.206 | | 21.68 |
| 8 | 2465 | PORTELLI Nicolai | MLT | 17 DEC 1981 | 4 | 0.180 | | 22.31 |



RESULTS
比赛成绩 / RÉSULTATS

HEAT 5 Start Time: 10:33 Wind: -0.1 m/s

| Rank | Bib | Name | NOC Code | Date of Birth | Lane | Reaction Time | Fn | Result |
|------|------|---------------------|----------|---------------|------|---------------|----|----------|
| 1 | 3024 | SORILLO Rondell | TRI | 24 JAN 1986 | 6 | 0.193 | | 20.58 Q |
| 2 | 2163 | BOLT Usain | JAM | 21 AUG 1986 | 4 | 0.177 | | 20.64 Q |
| 3 | 1112 | BEYENS Kristof | BEL | 13 JUL 1983 | 2 | 0.148 | | 20.69 Q |
| 4 | 2927 | SCHNEEBERGER Marc | SUI | 5 JUL 1981 | 9 | 0.137 | | 20.86 q |
| 5 | 3304 | ACEVEDO Jose | VEN | 30 MAR 1986 | 7 | 0.270 | | 21.06 |
| 6 | 3081 | BODROV Ihor | UKR | 9 JUL 1987 | 8 | 0.172 | | 21.38 |
| 7 | 2359 | TAMIM Mohamad Siraj | LIB | 2 JAN 1985 | 3 | 0.206 | | 21.80 PB |
| 8 | 3298 | JURAVLYOV Oleg | UZB | 17 MAY 1982 | 1 | 0.145 | | 22.31 |
| 9 | 2484 | ZELEDON Juan | NCA | 30 DEC 1985 | 5 | 0.173 | | 23.39 |

HEAT 6 Start Time: 10:40 Wind: -0.5 m/s

| Rank | Bib | Name | NOC Code | Date of Birth | Lane | Reaction Time | Fn | Result |
|------|------|---------------------|----------|---------------|------|---------------|----------------|------------|
| 1 | 3236 | SPEARMON Wallace | USA | 24 DEC 1984 | 3 | 0.184 | | 20.46 Q |
| 2 | 2537 | SAIDY NDURE Jaysuma | NOR | 1 JAN 1984 | 4 | 0.161 | | 20.54 Q SB |
| 3 | 2045 | HESSION Paul | IRL | 27 JAN 1983 | 2 | 0.190 | | 20.59 Q |
| 4 | 1926 | AMOO Seth | GHA | 20 MAR 1983 | 8 | 0.140 | | 20.91 |
| 5 | 2343 | ARAJIS Ronalds | LAT | 29 NOV 1987 | 7 | 0.218 | | 21.22 |
| 6 | 1144 | JONES Jayson | BIZ | 15 AUG 1977 | 5 | 0.162 | | 21.54 |
| 7 | 1978 | FOFANA Nabie Foday | GUI | 8 FEB 1980 | 6 | 0.247 | F ¹ | 21.68 |
| | 1309 | BARNETT Bryan | CAN | 10 FEB 1987 | 9 | 0.164 | | DNF |

HEAT 7 Start Time: 10:47 Wind: -0.7 m/s

| Rank | Bib | Name | NOC Code | Date of Birth | Lane | Reaction Time | Fn | Result |
|------|------|--------------------|----------|---------------|------|---------------|----------------|------------|
| 1 | 2503 | METU Obinna | NGR | 12 JUL 1988 | 6 | 0.168 | | 20.62 Q |
| 2 | 1086 | GULIYEV Ramil | AZE | 29 MAY 1990 | 9 | 0.175 | | 20.78 Q SB |
| 3 | 1003 | MARTINA Churandy | AHO | 3 JUL 1984 | 8 | 0.172 | | 20.78 Q |
| 4 | 1237 | VIANA Sandro | BRA | 23 JUN 1977 | 4 | 0.159 | F ¹ | 20.84 q |
| 5 | 1089 | ROLLE Jamaal | BAH | 16 APR 1980 | 5 | 0.162 | | 20.93 |
| 6 | 2185 | SUETSUGU Shingo | JPN | 2 JUN 1980 | 2 | 0.185 | | 20.93 |
| 7 | 3050 | AL-SALFA Omar Juma | UAE | 15 OCT 1989 | 7 | 0.184 | | 21.00 SB |
| | 1817 | NELSON Alex | GBR | 21 MAR 1988 | 3 | | | DNS |

HEAT 8 Start Time: 10:54 Wind: -0.3 m/s

| Rank | Bib | Name | NOC Code | Date of Birth | Lane | Reaction Time | Fn | Result |
|------|------|-------------------|----------|---------------|------|---------------|----------------|------------|
| 1 | 3016 | ARMSTRONG Aaron | TRI | 10 APR 1977 | 6 | 0.183 | | 20.57 Q |
| 2 | 1025 | CHRISTIAN Brendan | ANT | 11 DEC 1983 | 8 | 0.164 | | 20.58 Q |
| 3 | 1300 | CONNAUGHTON Jared | CAN | 20 JUL 1985 | 7 | 0.146 | | 20.60 Q |
| 4 | 1694 | HONGISTO Visa | FIN | 9 APR 1987 | 9 | 0.145 | | 20.62 q SB |
| 5 | 2920 | CRIBARI Marco | SUI | 7 JUL 1985 | 3 | 0.171 | | 20.98 |
| 6 | 2540 | DOLPHIN James | NZL | 17 JUN 1983 | 2 | 0.161 | | 20.98 |
| 7 | 1331 | ZHANG Peimeng | CHN | 13 MAR 1987 | 5 | 0.150 | F ¹ | 21.06 SB |
| | 2693 | FRANCIS Samuel | QAT | 27 MAR 1987 | 4 | | | DNS |

Qualification: First 3 in each heat (Q) and the next 8 fastest (q) advance to the Round 2

Weather conditions at the beginning of the 1st heat

Temperature: 25 °C Humidity: 60 % Conditions: Sunny

| | | | | | | | |
|----------------|--------------------|------------|-------------------|-----------|-------------|-----------|---------------|
| Legend: | Did not Finish | DNS | Did not Start | Fn | False start | PB | Personal Best |
| Q | Qualified by place | q | Qualified by time | SB | Season Best | | |



NATIONAL STADIUM
国家体育场
STADE NATIONAL

MON 星期一 LUN
18 AUG 2008

ATHLETICS
田径 / ATHLÉTISME

MEN'S 200m
男子200米 / 200 m - HOMMES

ROUND 1
第1轮 / 1ER TOUR



RESULTS SUMMARY

比赛成绩综合 / RÉSUMÉ DES RÉSULTATS

| | | | | | |
|-----------------------|--------------|------------------------|-----|-------------------|------------|
| WORLD RECORD | 19.32 | JOHNSON Michael | USA | Atlanta, GA (USA) | 1 AUG 1996 |
| OLYMPIC RECORD | 19.32 | JOHNSON Michael | USA | Atlanta, GA (USA) | 1 AUG 1996 |

| Rank | Bib | Name | NOC Code | Heat | Lane Position | Wind | Time | |
|------|------|-----------------------|----------|------|---------------|------|------|------------|
| 1 | 3317 | DZINGAI Brian | ZIM | 2 | 3 | 1 | 0.0 | 20.25 Q |
| 2 | 1813 | MALCOLM Christian | GBR | 2 | 5 | 2 | 0.0 | 20.42 Q SB |
| 3 | 3236 | SPEARMON Wallace | USA | 6 | 3 | 1 | -0.5 | 20.46 Q |
| 4 | 1797 | DEVONISH Marlon | GBR | 3 | 8 | 1 | -0.4 | 20.49 Q SB |
| 5 | 2156 | WILLIAMS Christopher | JAM | 2 | 4 | 3 | 0.0 | 20.53 Q |
| 6 | 2537 | SAIDY NDURE Jaysuma | NOR | 6 | 4 | 2 | -0.5 | 20.54 Q SB |
| 7 | 2868 | COLLINS Kim | SKN | 3 | 5 | 2 | -0.4 | 20.55 Q |
| 8 | 3016 | ARMSTRONG Aaron | TRI | 8 | 6 | 1 | -0.3 | 20.57 Q |
| 9 | 1025 | CHRISTIAN Brendan | ANT | 8 | 8 | 2 | -0.3 | 20.58 Q |
| 9 | 3024 | SORILLO Rondell | TRI | 5 | 6 | 1 | -0.1 | 20.58 Q |
| 9 | 2186 | TAKAHIRA Shinji | JPN | 2 | 8 | 4 | 0.0 | 20.58 q SB |
| 12 | 2045 | HESSION Paul | IRL | 6 | 2 | 3 | -0.5 | 20.59 Q |
| 13 | 1300 | CONNAUGHTON Jared | CAN | 8 | 7 | 3 | -0.3 | 20.60 Q |
| 14 | 3152 | CRAWFORD Shawn | USA | 1 | 4 | 1 | +0.1 | 20.61 Q |
| 15 | 1694 | HONGISTO Visa | FIN | 8 | 9 | 4 | -0.3 | 20.62 q SB |
| 15 | 2503 | METU Obinna | NGR | 7 | 6 | 1 | -0.7 | 20.62 Q |
| 17 | 2163 | BOLT Usain | JAM | 5 | 4 | 2 | -0.1 | 20.64 Q |
| 17 | 2588 | JEDRUSINSKI Marcin | POL | 1 | 6 | 2 | +0.1 | 20.64 Q |
| 19 | 1112 | BEYENS Kristof | BEL | 5 | 2 | 3 | -0.1 | 20.69 Q |
| 20 | 1564 | SEOUD Amr | EGY | 2 | 2 | 5 | 0.0 | 20.75 q |
| 21 | 2769 | SMIRNOV Roman | RUS | 4 | 5 | 1 | -1.1 | 20.76 Q |
| 22 | 3282 | DIX Walter | USA | 4 | 3 | 2 | -1.1 | 20.77 Q |
| 23 | 1086 | GULIYEV Ramil | AZE | 7 | 9 | 2 | -0.7 | 20.78 Q SB |
| 24 | 1003 | MARTINA Churandy | AHO | 7 | 8 | 3 | -0.7 | 20.78 Q |
| 25 | 1991 | PALACIOS Rolando | HON | 4 | 9 | 3 | -1.1 | 20.81 Q |
| 26 | 1237 | VIANA Sandro | BRA | 7 | 4 | 4 | -0.7 | 20.84 q |
| 27 | 2140 | ANDERSON Marvin | JAM | 3 | 7 | 3 | -0.4 | 20.85 Q |
| 28 | 2927 | SCHNEEBERGER Marc | SUI | 5 | 9 | 4 | -0.1 | 20.86 q |
| 29 | 2741 | MPUANG Thuso | RSA | 2 | 9 | 6 | 0.0 | 20.87 q |
| 29 | 1578 | RODRIGUEZ Angel David | ESP | 4 | 8 | 4 | -1.1 | 20.87 q |
| 31 | 2880 | OSOVNIKAR Matic | SLO | 3 | 9 | 4 | -0.4 | 20.89 q SB |
| 32 | 1542 | LLOYD Chris | DMA | 3 | 2 | 5 | -0.4 | 20.90 |
| 33 | 1926 | AMOO Seth | GHA | 6 | 8 | 4 | -0.5 | 20.91 |
| 34 | 1089 | ROLLE Jamaal | BAH | 7 | 5 | 5 | -0.7 | 20.93 |
| 34 | 2185 | SUETSUGU Shingo | JPN | 7 | 2 | 6 | -0.7 | 20.93 |
| 34 | 3133 | VIERA Heber | URU | 3 | 6 | 6 | -0.4 | 20.93 |
| 37 | 2472 | BUCKLAND Stephan | MRI | 1 | 7 | 3 | +0.1 | 20.98 Q |
| 37 | 2920 | CRIBARI Marco | SUI | 8 | 3 | 5 | -0.3 | 20.98 |
| 37 | 2540 | DOLPHIN James | NZL | 8 | 2 | 6 | -0.3 | 20.98 |
| 40 | 3050 | AL-SALFA Omar Juma | UAE | 7 | 7 | 7 | -0.7 | 21.00 SB |
| 41 | 1530 | VOJTIK Jiri | CZE | 1 | 1 | 4 | +0.1 | 21.05 |
| 42 | 3304 | ACEVEDO Jose | VEN | 5 | 7 | 5 | -0.1 | 21.06 |
| 42 | 1331 | ZHANG Peimeng | CHN | 8 | 5 | 7 | -0.3 | 21.06 SB |
| 44 | 1204 | KENOSI Fanuel | BOT | 1 | 9 | 5 | +0.1 | 21.09 |
| 45 | 1222 | de BARROS Bruno | BRA | 4 | 2 | 5 | -1.1 | 21.15 |
| 45 | 1419 | GRUESO Daniel | COL | 2 | 6 | 7 | 0.0 | 21.15 |



NATIONAL STADIUM
国家体育场
STADE NATIONAL

MON 星期一 LUN
18 AUG 2008

ATHLETICS
田径 / ATHLÉTISME

MEN'S 200m
男子200米 / 200 m - HOMMES

ROUND 1
第1轮 / 1ER TOUR



RESULTS SUMMARY

比赛成绩综合 / RÉSUMÉ DES RÉSULTATS

| Rank | Bib | Name | NOC Code | Heat | Lane | Position | Wind | Time | |
|------|------|---------------------|----------|------|------|----------|------|-------|----|
| 47 | 1327 | REYES Cristian | CHI | 3 | 4 | 7 | -0.4 | 21.20 | |
| 48 | 2343 | ARAJA Ronalds | LAT | 6 | 7 | 5 | -0.5 | 21.22 | |
| 49 | 1560 | NAZARENO Franklin | ECU | 3 | 3 | 8 | -0.4 | 21.26 | |
| 50 | 1981 | HARRIS Adam | GUY | 1 | 3 | 6 | +0.1 | 21.36 | |
| 51 | 3081 | BODROV Ihor | UKR | 5 | 8 | 6 | -0.1 | 21.38 | |
| 52 | 2649 | ABRANTES Arnaldo | POR | 2 | 7 | 8 | 0.0 | 21.46 | |
| 53 | 1144 | JONES Jayson | BIZ | 6 | 5 | 6 | -0.5 | 21.54 | |
| 54 | 2182 | AL-HANAHNEH Khalil | JOR | 1 | 5 | 7 | +0.1 | 21.55 | SB |
| 54 | 1275 | GUNEV Desislav | BUL | 4 | 7 | 6 | -1.1 | 21.55 | |
| 56 | 1978 | FOFANA Nabie Foday | GUI | 6 | 6 | 7 | -0.5 | 21.68 | |
| 56 | 2240 | MURAVYEV Vyacheslav | KAZ | 4 | 6 | 7 | -1.1 | 21.68 | |
| 58 | 2359 | TAMIM Mohamad Siraj | LIB | 5 | 3 | 7 | -0.1 | 21.80 | PB |
| 59 | 2873 | BAYOH Solomon | SLE | 1 | 2 | 8 | +0.1 | 22.16 | |
| 60 | 3298 | JURAVLYOV Oleg | UZB | 5 | 1 | 8 | -0.1 | 22.31 | |
| 60 | 2465 | PORTELLI Nicolai | MLT | 4 | 4 | 8 | -1.1 | 22.31 | |
| 62 | 2484 | ZELEDON Juan | NCA | 5 | 5 | 9 | -0.1 | 23.39 | |
| | 1309 | BARNETT Bryan | CAN | 6 | 9 | | | DNF | |
| | 2693 | FRANCIS Samuel | QAT | 8 | 4 | | | DNS | |
| | 1817 | NELSON Alex | GBR | 7 | 3 | | | DNS | |
| | 2656 | OBIKWELU Francis | POR | 1 | 8 | | | DNS | |

Qualification: First 3 in each heat (Q) and the next 8 fastest (q) advance to the Round 2

| | | | | | | | |
|----------------|---------------------|------------|---------------|-----------|---------------|----------|--------------------|
| Legend: | | | | | | | |
| DNF | Did not Finish | DNS | Did not Start | PB | Personal Best | Q | Qualified by place |
| q | Qualified by result | SB | Season Best | | | | |



NATIONAL STADIUM
国家体育场
STADE NATIONAL

MON 星期一 LUN
18 AUG 2008

ATHLETICS
田径 / ATHLÉTISME

MEN'S 200m
男子200米 / 200 m - HOMMES

ROUND 2
第2轮 / 2ÈME TOUR



RESULTS
比赛成绩 / RÉSULTATS

| | | | | | |
|-----------------------|--------------|------------------------|-----|-------------------|------------|
| WORLD RECORD | 19.32 | JOHNSON Michael | USA | Atlanta, GA (USA) | 1 AUG 1996 |
| OLYMPIC RECORD | 19.32 | JOHNSON Michael | USA | Atlanta, GA (USA) | 1 AUG 1996 |

HEAT 1 Start Time: 20:05 Wind: +0.1 m/s

| Rank | Bib | Name | NOC Code | Date of Birth | Lane | Reaction Time | Fn | Result |
|------|------|-----------------------|----------|---------------|------|---------------|----|------------|
| 1 | 2163 | BOLT Usain | JAM | 21 AUG 1986 | 4 | 0.186 | | 20.29 Q |
| 2 | 3152 | CRAWFORD Shawn | USA | 14 JAN 1978 | 7 | 0.198 | | 20.42 Q |
| 3 | 2868 | COLLINS Kim | SKN | 5 APR 1976 | 6 | 0.233 | | 20.43 Q SB |
| 4 | 1797 | DEVONISH Marlon | GBR | 1 JUN 1976 | 5 | 0.146 | | 20.43 q SB |
| 5 | 1300 | CONNAUGHTON Jared | CAN | 20 JUL 1985 | 9 | 0.151 | | 20.45 q |
| 6 | 1564 | SEOUD Amr | EGY | 10 JUN 1986 | 3 | 0.182 | | 20.55 NR |
| 7 | 1991 | PALACIOS Rolando | HON | 3 MAY 1987 | 8 | 0.248 | | 20.87 |
| 8 | 1578 | RODRIGUEZ Angel David | ESP | 25 APR 1980 | 2 | 0.172 | | 20.96 |

HEAT 2 Start Time: 20:12 Wind: +0.2 m/s

| Rank | Bib | Name | NOC Code | Date of Birth | Lane | Reaction Time | Fn | Result |
|------|------|----------------------|----------|---------------|------|---------------|----|------------|
| 1 | 3317 | DZINGAI Brian | ZIM | 29 APR 1981 | 4 | 0.182 | | 20.23 Q |
| 2 | 3282 | DIX Walter | USA | 31 JAN 1986 | 7 | 0.162 | | 20.27 Q |
| 3 | 2156 | WILLIAMS Christopher | JAM | 15 MAR 1972 | 8 | 0.159 | | 20.28 Q |
| 4 | 1813 | MALCOLM Christian | GBR | 3 JUN 1979 | 6 | 0.188 | | 20.30 q SB |
| 5 | 2472 | BUCKLAND Stephan | MRI | 12 JAN 1977 | 9 | 0.188 | | 20.37 q SB |
| 6 | 2769 | SMIRNOV Roman | RUS | 2 SEP 1984 | 5 | 0.161 | | 20.62 |
| 7 | 2186 | TAKAHIRA Shinji | JPN | 18 JUL 1984 | 3 | 0.185 | | 20.63 |
| 8 | 2880 | OSOVIKAR Matic | SLO | 19 JAN 1980 | 2 | 0.171 | | 20.95 |

HEAT 3 Start Time: 20:19 Wind: +0.4 m/s

| Rank | Bib | Name | NOC Code | Date of Birth | Lane | Reaction Time | Fn | Result |
|------|------|--------------------|----------|---------------|------|---------------|----------------|-----------|
| 1 | 1025 | CHRISTIAN Brendan | ANT | 11 DEC 1983 | 5 | 0.166 | | 20.26 Q |
| 2 | 1003 | MARTINA Churandy | AHO | 3 JUL 1984 | 8 | 0.175 | | 20.42 Q |
| 3 | 1112 | BEYENS Kristof | BEL | 13 JUL 1983 | 9 | 0.155 | | 20.50 Q |
| 4 | 2588 | JEDRUSINSKI Marcin | POL | 28 SEP 1981 | 6 | 0.199 | | 20.58 =SB |
| 5 | 3016 | ARMSTRONG Aaron | TRI | 10 APR 1977 | 4 | 0.155 | | 20.58 |
| 6 | 2503 | METU Obinna | NGR | 12 JUL 1988 | 7 | 0.195 | F ¹ | 20.65 |
| 7 | 1237 | VIANA Sandro | BRA | 23 JUN 1977 | 2 | 0.168 | | 21.07 |
| 8 | 2927 | SCHNEEBERGER Marc | SUI | 5 JUL 1981 | 3 | 0.156 | | 21.48 |

HEAT 4 Start Time: 20:26 Wind: +0.3 m/s

| Rank | Bib | Name | NOC Code | Date of Birth | Lane | Reaction Time | Fn | Result |
|------|------|---------------------|----------|---------------|------|---------------|----------------|------------|
| 1 | 2045 | HESSION Paul | IRL | 27 JAN 1983 | 8 | 0.190 | | 20.32 Q SB |
| 2 | 3236 | SPEARMON Wallace | USA | 24 DEC 1984 | 4 | 0.202 | | 20.39 Q |
| 3 | 2537 | SAIDY NDURE Jaysuma | NOR | 1 JAN 1984 | 6 | 0.131 | | 20.45 Q SB |
| 4 | 3024 | SORILLO Rondell | TRI | 24 JAN 1986 | 7 | 0.164 | | 20.63 |
| 5 | 1086 | GULIYEV Ramil | AZE | 29 MAY 1990 | 5 | 0.174 | F ¹ | 20.66 NR |
| 6 | 1694 | HONGISTO Visa | FIN | 9 APR 1987 | 3 | 0.124 | | 20.76 |
| 7 | 2741 | MPUANG Thuso | RSA | 15 AUG 1985 | 2 | 0.162 | | 21.04 |
| | 2140 | ANDERSON Marvin | JAM | 12 MAY 1982 | 9 | 0.187 | | DNF |

Qualification: First 3 in each heat (Q) and the next 4 fastest (q) advance to the Semifinals

Weather conditions at the beginning of the 1st heat

Temperature: 27 °C Humidity: 61 % Conditions: Cloudy

| | | | | | | | |
|----------------|--------------------|-----|-------------------|----|-------------|----|-----------------|
| Legend: | | | | | | | |
| =SB | Equal Season Best | DNF | Did not Finish | Fn | False start | NR | National Record |
| Q | Qualified by place | q | Qualified by time | SB | Season Best | | |





NATIONAL STADIUM
国家体育场
STADE NATIONAL

MON 星期一 LUN
18 AUG 2008

ATHLETICS
田径 / ATHLÉTISME

MEN'S 200m
男子200米 / 200 m - HOMMES

ROUND 2
第2轮 / 2ÈME TOUR



RESULTS SUMMARY

比赛成绩综合 / RÉSUMÉ DES RÉSULTATS

| | | | | | |
|-----------------------|--------------|------------------------|-----|-------------------|------------|
| WORLD RECORD | 19.32 | JOHNSON Michael | USA | Atlanta, GA (USA) | 1 AUG 1996 |
| OLYMPIC RECORD | 19.32 | JOHNSON Michael | USA | Atlanta, GA (USA) | 1 AUG 1996 |

| Rank | Bib | Name | NOC Code | Heat | Lane Position | Wind | Time | | |
|------|------|-----------------------|----------|------|---------------|------|------|--------------|------|
| 1 | 3317 | DZINGAI Brian | ZIM | 2 | 4 | 1 | +0.2 | 20.23 | Q |
| 2 | 1025 | CHRISTIAN Brendan | ANT | 3 | 5 | 1 | +0.4 | 20.26 | Q |
| 3 | 3282 | DIX Walter | USA | 2 | 7 | 2 | +0.2 | 20.27 | Q |
| 4 | 2156 | WILLIAMS Christopher | JAM | 2 | 8 | 3 | +0.2 | 20.28 | Q |
| 5 | 2163 | BOLT Usain | JAM | 1 | 4 | 1 | +0.1 | 20.29 | Q |
| 6 | 1813 | MALCOLM Christian | GBR | 2 | 6 | 4 | +0.2 | 20.30 | q SB |
| 7 | 2045 | HESSION Paul | IRL | 4 | 8 | 1 | +0.3 | 20.32 | Q SB |
| 8 | 2472 | BUCKLAND Stephan | MRI | 2 | 9 | 5 | +0.2 | 20.37 | q SB |
| 9 | 3236 | SPEARMON Wallace | USA | 4 | 4 | 2 | +0.3 | 20.39 | Q |
| 10 | 3152 | CRAWFORD Shawn | USA | 1 | 7 | 2 | +0.1 | 20.42 | Q |
| 10 | 1003 | MARTINA Churandy | AHO | 3 | 8 | 2 | +0.4 | 20.42 | Q |
| 12 | 2868 | COLLINS Kim | SKN | 1 | 6 | 3 | +0.1 | 20.43 | Q SB |
| 13 | 1797 | DEVONISH Marlon | GBR | 1 | 5 | 4 | +0.1 | 20.43 | q SB |
| 14 | 1300 | CONNAUGHTON Jared | CAN | 1 | 9 | 5 | +0.1 | 20.45 | q |
| 14 | 2537 | SAIDY NDURE Jaysuma | NOR | 4 | 6 | 3 | +0.3 | 20.45 | Q SB |
| 16 | 1112 | BEYENS Kristof | BEL | 3 | 9 | 3 | +0.4 | 20.50 | Q |
| 17 | 1564 | SEOUD Amr | EGY | 1 | 3 | 6 | +0.1 | 20.55 | NR |
| 18 | 2588 | JEDRUSINSKI Marcin | POL | 3 | 6 | 4 | +0.4 | 20.58 | =SB |
| 19 | 3016 | ARMSTRONG Aaron | TRI | 3 | 4 | 5 | +0.4 | 20.58 | |
| 20 | 2769 | SMIRNOV Roman | RUS | 2 | 5 | 6 | +0.2 | 20.62 | |
| 21 | 3024 | SORILLO Rondell | TRI | 4 | 7 | 4 | +0.3 | 20.63 | |
| 21 | 2186 | TAKAHIRA Shinji | JPN | 2 | 3 | 7 | +0.2 | 20.63 | |
| 23 | 2503 | METU Obinna | NGR | 3 | 7 | 6 | +0.4 | 20.65 | |
| 24 | 1086 | GULIYEV Ramil | AZE | 4 | 5 | 5 | +0.3 | 20.66 | NR |
| 25 | 1694 | HONGISTO Visa | FIN | 4 | 3 | 6 | +0.3 | 20.76 | |
| 26 | 1991 | PALACIOS Rolando | HON | 1 | 8 | 7 | +0.1 | 20.87 | |
| 27 | 2880 | OSOVNIKAR Matic | SLO | 2 | 2 | 8 | +0.2 | 20.95 | |
| 28 | 1578 | RODRIGUEZ Angel David | ESP | 1 | 2 | 8 | +0.1 | 20.96 | |
| 29 | 2741 | MPUANG Thuso | RSA | 4 | 2 | 7 | +0.3 | 21.04 | |
| 30 | 1237 | VIANA Sandro | BRA | 3 | 2 | 7 | +0.4 | 21.07 | |
| 31 | 2927 | SCHNEEBERGER Marc | SUI | 3 | 3 | 8 | +0.4 | 21.48 | |
| | 2140 | ANDERSON Marvin | JAM | 4 | 9 | | | DNF | |

Qualification: First 3 in each heat (Q) and the next 4 fastest (q) advance to the Semifinals

| | | | | | |
|----------------|---------------------|-----|----------------|----|--------------------|
| Legend: | | | | | |
| =SB | Equal Season Best | DNF | Did not Finish | NR | National Record |
| q | Qualified by result | SB | Season Best | Q | Qualified by place |



NATIONAL STADIUM
国家体育场
STADE NATIONAL

TUE 星期二 MAR
19 AUG 2008

ATHLETICS
田径 / ATHLÉTISME

MEN'S 200m
男子200米 / 200 m - HOMMES

SEMIFINALS
半决赛 / DEMI-FINALES



RESULTS

比赛成绩 / RÉSULTATS

| | | | | | |
|-----------------------|--------------|------------------------|-----|-------------------|------------|
| WORLD RECORD | 19.32 | JOHNSON Michael | USA | Atlanta, GA (USA) | 1 AUG 1996 |
| OLYMPIC RECORD | 19.32 | JOHNSON Michael | USA | Atlanta, GA (USA) | 1 AUG 1996 |

SEMIFINAL 1

Start Time: 21:25

Wind: +0.1 m/s

| Rank | Bib | Name | NOC Code | Date of Birth | Lane | Reaction Time | Fn | Result |
|------|------|----------------------|----------|---------------|------|---------------|----|-------------|
| 1 | 1003 | MARTINA Churandy | AHO | 3 JUL 1984 | 7 | 0.154 | | 20.11 Q NR |
| 2 | 3317 | DZINGAI Brian | ZIM | 29 APR 1981 | 6 | 0.184 | | 20.17 Q =SB |
| 3 | 3282 | DIX Walter | USA | 31 JAN 1986 | 4 | 0.161 | | 20.19 Q |
| 4 | 1813 | MALCOLM Christian | GBR | 3 JUN 1979 | 3 | 0.181 | | 20.25 Q SB |
| 5 | 2045 | HESSION Paul | IRL | 27 JAN 1983 | 5 | 0.175 | | 20.38 |
| 6 | 2156 | WILLIAMS Christopher | JAM | 15 MAR 1972 | 9 | 0.217 | | 20.45 |
| 7 | 1300 | CONNAUGHTON Jared | CAN | 20 JUL 1985 | 2 | 0.146 | | 20.58 |
| 8 | 1112 | BEYENS Kristof | BEL | 13 JUL 1983 | 8 | 0.211 | | 20.69 |

SEMIFINAL 2

Start Time: 21:33

Wind: +0.1 m/s

| Rank | Bib | Name | NOC Code | Date of Birth | Lane | Reaction Time | Fn | Result |
|------|------|---------------------|----------|---------------|------|---------------|----|------------|
| 1 | 2163 | BOLT Usain | JAM | 21 AUG 1986 | 6 | 0.175 | | 20.09 Q |
| 2 | 3152 | CRAWFORD Shawn | USA | 14 JAN 1978 | 5 | 0.173 | | 20.12 Q |
| 3 | 3236 | SPEARMON Wallace | USA | 24 DEC 1984 | 7 | 0.196 | | 20.14 Q |
| 4 | 2868 | COLLINS Kim | SKN | 5 APR 1976 | 8 | 0.191 | | 20.25 Q SB |
| 5 | 1025 | CHRISTIAN Brendan | ANT | 11 DEC 1983 | 4 | 0.135 | | 20.29 |
| 6 | 2472 | BUCKLAND Stephan | MRI | 12 JAN 1977 | 2 | 0.141 | | 20.48 |
| 7 | 1797 | DEVONISH Marlon | GBR | 1 JUN 1976 | 3 | 0.158 | | 20.57 |
| | 2537 | SAIDY NDURE Jaysuma | NOR | 1 JAN 1984 | 9 | | | DNS |

Qualification: First 4 in each heat (Q) advance to the Final

Weather conditions at the beginning of the 1st heat

Temperature: 29 °C Humidity: 57 % Conditions: Cloudy

| | | | |
|------------------------------|--------------------------|-----------------------|---------------------------|
| Legend: | DNS Did not Start | Fn False start | NR National Record |
| =SB Equal Season Best | SB Season Best | | |
| Q Qualified by place | | | |



NATIONAL STADIUM
国家体育场
STADE NATIONAL

TUE 星期二 MAR
19 AUG 2008

ATHLETICS
田径 / ATHLÉTISME

MEN'S 200m
男子200米 / 200 m - HOMMES

SEMIFINALS
半决赛 / DEMI-FINALES



RESULTS SUMMARY

比赛成绩综合 / RÉSUMÉ DES RÉSULTATS

| | | | | | |
|-----------------------|--------------|------------------------|-----|-------------------|------------|
| WORLD RECORD | 19.32 | JOHNSON Michael | USA | Atlanta, GA (USA) | 1 AUG 1996 |
| OLYMPIC RECORD | 19.32 | JOHNSON Michael | USA | Atlanta, GA (USA) | 1 AUG 1996 |

| Rank | Bib | Name | NOC Code | Heat | Lane | Position | Wind | Time | |
|------|------|-----------------------------|----------|------|------|----------|------|--------------|-------|
| 1 | 2163 | BOLT Usain | JAM | 2 | 6 | 1 | +0.1 | 20.09 | Q |
| 2 | 1003 | MARTINA Churandy | AHO | 1 | 7 | 1 | +0.1 | 20.11 | Q NR |
| 3 | 3152 | CRAWFORD Shawn | USA | 2 | 5 | 2 | +0.1 | 20.12 | Q |
| 4 | 3236 | SPEARMON Wallace | USA | 2 | 7 | 3 | +0.1 | 20.14 | Q |
| 5 | 3317 | DZINGAI Brian | ZIM | 1 | 6 | 2 | +0.1 | 20.17 | Q =SB |
| 6 | 3282 | DIX Walter | USA | 1 | 4 | 3 | +0.1 | 20.19 | Q |
| 7 | 2868 | COLLINS Kim | SKN | 2 | 8 | 4 | +0.1 | 20.25 | Q SB |
| 7 | 1813 | MALCOLM Christian | GBR | 1 | 3 | 4 | +0.1 | 20.25 | Q SB |
| 9 | 1025 | CHRISTIAN Brendan | ANT | 2 | 4 | 5 | +0.1 | 20.29 | |
| 10 | 2045 | HESSION Paul | IRL | 1 | 5 | 5 | +0.1 | 20.38 | |
| 11 | 2156 | WILLIAMS Christopher | JAM | 1 | 9 | 6 | +0.1 | 20.45 | |
| 12 | 2472 | BUCKLAND Stephan | MRI | 2 | 2 | 6 | +0.1 | 20.48 | |
| 13 | 1797 | DEVONISH Marlon | GBR | 2 | 3 | 7 | +0.1 | 20.57 | |
| 14 | 1300 | CONNAUGHTON Jared | CAN | 1 | 2 | 7 | +0.1 | 20.58 | |
| 15 | 1112 | BEYENS Kristof | BEL | 1 | 8 | 8 | +0.1 | 20.69 | |
| | 2537 | SAIDY NDURE Jaysuma | NOR | 2 | 9 | | | DNS | |

Qualification: First 4 in each heat (Q) advance to the Final

| | | | | |
|----------------|-------------------|-----|---------------|--------------------|
| Legend: | | | | |
| =SB | Equal Season Best | DNS | Did not Start | NR |
| SB | Season Best | | | National Record |
| | | | | Q |
| | | | | Qualified by place |



NATIONAL STADIUM
国家体育场
STADE NATIONAL

WED 星期三 MER
20 AUG 2008
22:20

ATHLETICS
田径 / ATHLÉTISME

MEN'S 200m
男子200米 / 200 m - HOMMES

FINAL
决赛 / FINALE



RESULTS

比赛成绩 / RÉSULTATS

CORRECTED

| | | | | | |
|-----------------------|--------------|------------------------|-----|-------------------|------------|
| WORLD RECORD | 19.32 | JOHNSON Michael | USA | Atlanta, GA (USA) | 1 AUG 1996 |
| OLYMPIC RECORD | 19.32 | JOHNSON Michael | USA | Atlanta, GA (USA) | 1 AUG 1996 |

Wind: -0.9m/s

| Rank | Bib | Name | NOC Code | Date of Birth | Lane | Reaction Time | Fn | Result |
|------|------|--------------------------|----------|---------------|------|---------------|----|-------------------|
| 1 | 2163 | BOLT Usain | JAM | 21 AUG 1986 | 5 | 0.182 | | 19.30 WR |
| 2 | 3152 | CRAWFORD Shawn | USA | 14 JAN 1978 | 4 | 0.210 | | 19.96 |
| 3 | 3282 | DIX Walter | USA | 31 JAN 1986 | 8 | 0.151 | | 19.98 |
| 4 | 3317 | DZINGAI Brian | ZIM | 29 APR 1981 | 6 | 0.185 | | 20.22 |
| 5 | 1813 | MALCOLM Christian | GBR | 3 JUN 1979 | 3 | 0.212 | | 20.40 |
| 6 | 2868 | COLLINS Kim | SKN | 5 APR 1976 | 2 | 0.165 | | 20.59 |
| | 1003 | MARTINA Churandy | AHO | 3 JUL 1984 | 7 | 0.144 | | DQ R 163.3 |
| | 3236 | SPEARMON Wallace | USA | 24 DEC 1984 | 9 | 0.167 | | DQ R 163.3 |

Weather conditions

Temperature: 27 °C Humidity: 66 % Conditions: Cloudy

Note
IAAF Rule 163.3 - lane infringement

Bib 1003 disqualified according to decision of the Jury of appeal

Legend:
DQ Disqualified Fn False start WR World Record

Results Progression



MEN'S 200M FINAL

National Stadium / WED 20 AUG 2008

World Record 19.32 JOHNSON Michael USA Atlanta, GA(USA) 1 AUG 1996
Olympic Record 19.32 JOHNSON Michael USA Atlanta, GA(USA) 1 AUG 1996

| Rk | Bib | Name | NOC | Date of Birth | Phase | Lane | Position | Wind | Time | |
|------|------|--------------------------|------------|---------------|---------------|------|----------|------|------------|----|
| 1 | 2163 | <u>BOLT Usain</u> | <u>JAM</u> | 21 AUG 1986 | Final | 5 | 1 | -0.9 | 19.30 | WR |
| | | | | | Semifinal 2/2 | 6 | 1 | +0.1 | 20.09 | Q |
| | | | | | Round 2 1/4 | 4 | 1 | +0.1 | 20.29 | Q |
| | | | | | Round 1 5/8 | 4 | 2 | -0.1 | 20.64 | Q |
| 2 | 3152 | <u>CRAWFORD Shawn</u> | <u>USA</u> | 14 JAN 1978 | Final | 4 | 2 | -0.9 | 19.96 | |
| | | | | | Semifinal 2/2 | 5 | 2 | +0.1 | 20.12 | Q |
| | | | | | Round 2 1/4 | 7 | 2 | +0.1 | 20.42 | Q |
| | | | | | Round 1 1/8 | 4 | 1 | +0.1 | 20.61 | Q |
| 3 | 3282 | <u>DIX Walter</u> | <u>USA</u> | 31 JAN 1986 | Final | 8 | 3 | -0.9 | 19.98 | |
| | | | | | Semifinal 1/2 | 4 | 3 | +0.1 | 20.19 | Q |
| | | | | | Round 2 2/4 | 7 | 2 | +0.2 | 20.27 | Q |
| | | | | | Round 1 4/8 | 3 | 2 | -1.1 | 20.77 | Q |
| 4 | 3317 | <u>DZINGAI Brian</u> | <u>ZIM</u> | 29 APR 1981 | Final | 6 | 4 | -0.9 | 20.22 | |
| | | | | | Semifinal 1/2 | 6 | 2 | +0.1 | 20.17 | Q |
| | | | | | Round 2 2/4 | 4 | 1 | +0.2 | 20.23 | Q |
| | | | | | Round 1 2/8 | 3 | 1 | 0.0 | 20.25 | Q |
| 5 | 1813 | <u>MALCOLM Christian</u> | <u>GBR</u> | 3 JUN 1979 | Final | 3 | 5 | -0.9 | 20.40 | |
| | | | | | Semifinal 1/2 | 3 | 4 | +0.1 | 20.25 | Q |
| | | | | | Round 2 2/4 | 6 | 4 | +0.2 | 20.30 | q |
| | | | | | Round 1 2/8 | 5 | 2 | 0.0 | 20.42 | Q |
| 6 | 2868 | <u>COLLINS Kim</u> | <u>SKN</u> | 5 APR 1976 | Final | 2 | 6 | -0.9 | 20.59 | |
| | | | | | Semifinal 2/2 | 8 | 4 | +0.1 | 20.25 | Q |
| | | | | | Round 2 1/4 | 6 | 3 | +0.1 | 20.43 | Q |
| | | | | | Round 1 3/8 | 5 | 2 | -0.4 | 20.55 | Q |
| 1003 | | <u>MARTINA Churandy</u> | <u>AHO</u> | 3 JUL 1984 | Final | 7 | | | DQ R 163.3 | |
| | | | | | Semifinal 1/2 | 7 | 1 | +0.1 | 20.11 | Q |
| | | | | | Round 2 3/4 | 8 | 2 | +0.4 | 20.42 | Q |
| | | | | | Round 1 7/8 | 8 | 3 | -0.7 | 20.78 | Q |
| 3236 | | <u>SPEARMON Wallace</u> | <u>USA</u> | 24 DEC 1984 | Final | 9 | | | DQ R 163.3 | |
| | | | | | Semifinal 2/2 | 7 | 3 | +0.1 | 20.14 | Q |
| | | | | | Round 2 4/4 | 4 | 2 | +0.3 | 20.39 | Q |
| | | | | | Round 1 6/8 | 3 | 1 | -0.5 | 20.46 | Q |

Legend

AR - Area Record DNF - Did not Finish DNS - Did not Start DQ - Disqualified
 NR - National Record OR - Olympic Record PB - Personal Best Q - Qualified by place
 q - Qualified by result R - IAAF Rule RK - Rank SB - Season Best
 WJR - World Junior Record WR - World Record =AR - Equal Area Record =NR - Equal National Record
 =OR - Equal Olympic Record =PB - Equalled Personal Best =SB - Equalled Season Best =WJR - Equal World Junior Record
 =WR - Equal World Record

Note

IAAF Rule 163.3 - lane infringement
 Bib 1003 disqualified in the final according to decision of the Jury of appeal

0:20:53 21 AUG 2008
 ATM002000_C74D 4.1



OFFICIAL COMMUNICATION

官方通告 / COMMUNICATION OFFICIELLE

Item: 5

Final
Men's 200m

Following a decision of the Jury of Appeal, the athlete BIB 1003 (Churandy MARTINA - AHO) was disqualified under Rule 163.3 and results and medal standings adjusted accordingly.

Issued by: Paul Hardy - IAAF Competitions Director
Time: 00:30
Date: 21 AUG 2008

This decision affects:

RESULTS
SCHEDULE
OTHER

| |
|-------------------------------------|
| <input checked="" type="checkbox"/> |
| <input type="checkbox"/> |
| <input type="checkbox"/> |

Note: Churandy MARTINA was disqualified by the Jury of Appeal and results and medal standings will be adjusted accordingly



RESULTS
比赛成绩 / RÉSULTATS

| | | | | | |
|-----------------------|--------------|------------------------|-----|-------------------|-------------|
| WORLD RECORD | 43.18 | JOHNSON Michael | USA | Seville (ESP) | 26 AUG 1999 |
| OLYMPIC RECORD | 43.49 | JOHNSON Michael | USA | Atlanta, GA (USA) | 29 JUL 1996 |

HEAT 1 Start Time: 9:00

| Rank | Bib | Name | NOC Code | Date of Birth | Lane | Reaction Time | Fn | Result |
|------|------|-------------------------|----------|---------------|------|---------------|----|------------|
| 1 | 1733 | DJHONE Leslie | FRA | 18 MAR 1981 | 4 | 0.190 | | 45.12 Q |
| 2 | 3209 | NEVILLE David | USA | 1 JUN 1984 | 5 | 0.189 | | 45.22 Q |
| 3 | 1486 | COLLAZO Williams | CUB | 31 AUG 1986 | 6 | 0.180 | | 45.37 Q SB |
| 4 | 1124 | BORLEE Kevin | BEL | 22 FEB 1988 | 8 | 0.149 | | 45.43 q |
| 5 | 2768 | ALEXEEV Denis | RUS | 21 DEC 1987 | 9 | 0.299 | | 45.52 |
| 6 | 3316 | NYONGANI Young Talkmore | ZIM | 2 SEP 1983 | 3 | 0.249 | | 45.89 |
| 7 | 2474 | MILAZAR Eric | MRI | 1 JUN 1975 | 7 | 0.209 | | 46.06 |
| 8 | 1203 | MASHETO Gakologelwang | BOT | 1 NOV 1984 | 2 | 0.183 | | 46.29 SB |

HEAT 2 Start Time: 9:08

| Rank | Bib | Name | NOC Code | Date of Birth | Lane | Reaction Time | Fn | Result |
|------|------|-------------------|----------|---------------|------|---------------|----|------------|
| 1 | 1095 | BROWN Christopher | BAH | 15 OCT 1978 | 6 | 0.205 | | 44.79 Q |
| 2 | 1049 | MILBURN Joel | AUS | 17 MAR 1986 | 7 | 0.155 | | 44.80 Q PB |
| 3 | 2955 | WISSMAN Johan | SWE | 2 NOV 1982 | 4 | 0.229 | | 44.81 Q SB |
| 4 | 1412 | KIKAYA Senga Gary | COD | 4 FEB 1980 | 5 | 0.184 | | 44.89 q SB |
| 5 | 2179 | AYRE Sanjay | JAM | 9 JUN 1980 | 8 | 0.177 | | 45.66 |
| 6 | 1546 | PEGUERO Arismendy | DOM | 2 AUG 1980 | 9 | 0.236 | | 46.28 |
| 7 | 2891 | BUCCI Ivano | SMR | 1 DEC 1986 | 3 | 0.209 | | 48.54 SB |
| 8 | 1351 | LIU Xiaosheng | CHN | 5 JAN 1988 | 2 | 0.245 | | 53.11 |

HEAT 3 Start Time: 9:16

| Rank | Bib | Name | NOC Code | Date of Birth | Lane | Reaction Time | Fn | Result |
|------|------|--------------------|----------|---------------|------|---------------|----|----------|
| 1 | 1436 | BRENES Nery | CRC | 25 SEP 1985 | 8 | 0.196 | | 45.36 Q |
| 2 | 2505 | JAMES Godday | NGR | 1 SEP 1984 | 3 | 0.200 | | 45.49 Q |
| 3 | 1098 | BAIN Andretti | BAH | 1 DEC 1985 | 9 | 0.225 | | 45.96 Q |
| 4 | 1684 | VEREKAUTA Niko | FIJ | 16 FEB 1987 | 7 | 0.161 | | 46.32 SB |
| 5 | 1226 | ALMEIDA Fernando | BRA | 3 AUG 1985 | 6 | 0.158 | | 46.60 |
| 6 | 3320 | BANDA Lewis | ZIM | 16 SEP 1982 | 2 | 0.244 | | 46.76 |
| 7 | 2269 | KIILU Vincent Mumo | KEN | 3 AUG 1982 | 4 | 0.212 | | 46.79 |
| 8 | 2913 | ALI Nagm Eldin | SUD | 15 AUG 1986 | 5 | 0.247 | | 47.12 |

HEAT 4 Start Time: 9:24

| Rank | Bib | Name | NOC Code | Date of Birth | Lane | Reaction Time | Fn | Result |
|------|------|---------------------|----------|---------------|------|---------------|----|------------|
| 1 | 1830 | ROONEY Martyn | GBR | 3 APR 1987 | 7 | 0.207 | | 45.00 Q |
| 2 | 1059 | WROE Sean | AUS | 18 MAR 1985 | 8 | 0.182 | | 45.17 Q PB |
| 3 | 2166 | CHAMBERS Ricardo | JAM | 7 OCT 1984 | 5 | 0.211 | | 45.22 Q |
| 4 | 1543 | HURTAULT Erison | DMA | 29 DEC 1984 | 3 | 0.246 | | 46.10 |
| 5 | 3131 | SILVA Andres Bayron | URU | 27 MAR 1986 | 9 | 0.265 | | 46.34 |
| 6 | 1513 | GOTZ Rudolf | CZE | 10 APR 1983 | 2 | 0.157 | | 46.38 |
| 7 | 2188 | KANEMARU Yuzo | JPN | 18 SEP 1987 | 6 | 0.225 | | 46.39 |
| | 1199 | MOLEFE California | BOT | 12 MAR 1980 | 4 | | | DNS |



RESULTS
比赛成绩 / RÉSULTATS

HEAT 5 Start Time: 9:32

| Rank | Bib | Name | NOC Code | Date of Birth | Lane | Reaction Time | Fn | Result |
|------|------|----------------------|----------|---------------|------|---------------|----|------------|
| 1 | 3205 | MERRITT Lashawn | USA | 27 JUN 1986 | 2 | 0.214 | | 44.96 Q |
| 2 | 2504 | WEIPOGWA Saul | NGR | 14 JUN 1984 | 7 | 0.172 | | 45.19 Q |
| 3 | 2097 | LICCIARDELLO Claudio | ITA | 11 JAN 1986 | 8 | 0.186 | | 45.25 Q PB |
| 4 | 1123 | BORLEE Jonathan | BEL | 22 FEB 1988 | 3 | 0.225 | | 45.25 q PB |
| 5 | 3022 | MODIBO Ato | TRI | 19 JUN 1979 | 6 | 0.195 | | 45.63 |
| 6 | 1967 | FRANCIQUE Alleyne | GRN | 7 JUN 1976 | 9 | 0.215 | | 46.15 |
| 7 | 1428 | MOSQUERA Geiner | COL | 8 JAN 1984 | 5 | 0.268 | | 46.59 |
| 8 | 2350 | WILLIAMS Siraj | LBR | 3 MAY 1984 | 4 | 0.288 | | 47.89 |

HEAT 6 Start Time: 9:40

| Rank | Bib | Name | NOC Code | Date of Birth | Lane | Reaction Time | Fn | Result |
|------|------|-------------------|----------|---------------|------|---------------|----|------------|
| 1 | 1838 | STEELE Andrew | GBR | 19 SEP 1984 | 7 | 0.248 | | 44.94 Q PB |
| 2 | 3023 | QUOW Renny | TRI | 25 AUG 1987 | 5 | 0.266 | | 45.13 Q |
| 3 | 1096 | MATHIEU Michael | BAH | 17 JUN 1984 | 6 | 0.193 | | 45.17 Q PB |
| 4 | 2149 | BLACKWOOD Michael | JAM | 29 MAR 1976 | 8 | 0.204 | | 45.56 |
| 5 | 1289 | CHRISTOPHER Tyler | CAN | 3 OCT 1983 | 2 | 0.172 | | 45.67 |
| 6 | 1969 | PHILLIP Joel | GRN | 12 SEP 1987 | 3 | 0.198 | | 46.30 |
| 7 | 2682 | MARTINEZ Felix | PUR | 4 FEB 1985 | 9 | 0.347 | | 46.46 |
| 8 | 2578 | DABROWSKI Daniel | POL | 23 SEP 1983 | 4 | 0.260 | | 47.83 |

HEAT 7 Start Time: 9:48

| Rank | Bib | Name | NOC Code | Date of Birth | Lane | Reaction Time | Fn | Result |
|------|------|---------------------------|----------|---------------|------|---------------|----|------------|
| 1 | 3253 | WARINER Jeremy | USA | 31 JAN 1984 | 9 | 0.253 | | 45.23 Q |
| 2 | 2065 | HENRY Tabarie | ISV | 1 DEC 1987 | 6 | 0.165 | | 45.36 Q NR |
| 3 | 1134 | van BRANTEGHEM Cedric | BEL | 13 MAR 1979 | 2 | 0.203 | | 45.54 Q |
| 4 | 2052 | GILLICK David | IRL | 9 JUL 1983 | 4 | 0.275 | | 45.83 |
| 5 | 2770 | DYLDIN Maksim | RUS | 19 MAY 1987 | 5 | 0.194 | | 46.03 |
| 6 | 3076 | KNYSH Mykhaylo | UKR | 22 NOV 1983 | 3 | 0.260 | | 46.28 |
| 7 | 1137 | GNANLIGO FOUSSENI Mathieu | BEN | 13 DEC 1986 | 7 | 0.207 | | 47.10 |
| 8 | 2908 | SANTIAGO D'ALMEIDA Naiel | STP | 20 OCT 1986 | 8 | 0.178 | | 49.08 |

Qualification: First 3 in each heat (Q) and the next 3 fastest (q) advance to the Semifinals

Weather conditions at the beginning of the 1st heat

Temperature: 25 °C Humidity: 60 % Conditions: Sunny

| Legend: | | Fn | NR | PB |
|---------|--------------------|-------------------|-----------------|---------------|
| DNS | Did not Start | False start | National Record | Personal Best |
| Q | Qualified by place | Qualified by time | Season Best | |



NATIONAL STADIUM
国家体育场
STADE NATIONAL

MON 星期一 LUN
18 AUG 2008

ATHLETICS
田径 / ATHLÉTISME

MEN'S 400m
男子400米 / 400 m - HOMMES

ROUND 1
第1轮 / 1ER TOUR



RESULTS SUMMARY

比赛成绩综合 / RÉSUMÉ DES RÉSULTATS

| | | | | | |
|-----------------------|--------------|------------------------|-----|-------------------|-------------|
| WORLD RECORD | 43.18 | JOHNSON Michael | USA | Seville (ESP) | 26 AUG 1999 |
| OLYMPIC RECORD | 43.49 | JOHNSON Michael | USA | Atlanta, GA (USA) | 29 JUL 1996 |

| Rank | Bib | Name | NOC Code | Heat | Lane | Position | Time | |
|------|------|-------------------------|----------|------|------|----------|-------|------|
| 1 | 1095 | BROWN Christopher | BAH | 2 | 6 | 1 | 44.79 | Q |
| 2 | 1049 | MILBURN Joel | AUS | 2 | 7 | 2 | 44.80 | Q PB |
| 3 | 2955 | WISSMAN Johan | SWE | 2 | 4 | 3 | 44.81 | Q SB |
| 4 | 1412 | KIKAYA Senga Gary | COD | 2 | 5 | 4 | 44.89 | q SB |
| 5 | 1838 | STEELE Andrew | GBR | 6 | 7 | 1 | 44.94 | Q PB |
| 6 | 3205 | MERRITT Lashawn | USA | 5 | 2 | 1 | 44.96 | Q |
| 7 | 1830 | ROONEY Martyn | GBR | 4 | 7 | 1 | 45.00 | Q |
| 8 | 1733 | DJHONE Leslie | FRA | 1 | 4 | 1 | 45.12 | Q |
| 9 | 3023 | QUOW Renny | TRI | 6 | 5 | 2 | 45.13 | Q |
| 10 | 1096 | MATHIEU Michael | BAH | 6 | 6 | 3 | 45.17 | Q PB |
| 10 | 1059 | WROE Sean | AUS | 4 | 8 | 2 | 45.17 | Q PB |
| 12 | 2504 | WEIPOGWA Saul | NGR | 5 | 7 | 2 | 45.19 | Q |
| 13 | 2166 | CHAMBERS Ricardo | JAM | 4 | 5 | 3 | 45.22 | Q |
| 13 | 3209 | NEVILLE David | USA | 1 | 5 | 2 | 45.22 | Q |
| 15 | 3253 | WARINER Jeremy | USA | 7 | 9 | 1 | 45.23 | Q |
| 16 | 2097 | LICCIARDELLO Claudio | ITA | 5 | 8 | 3 | 45.25 | Q PB |
| 17 | 1123 | BORLEE Jonathan | BEL | 5 | 3 | 4 | 45.25 | q PB |
| 18 | 1436 | BRENES Nery | CRC | 3 | 8 | 1 | 45.36 | Q |
| 18 | 2065 | HENRY Tabarie | ISV | 7 | 6 | 2 | 45.36 | Q NR |
| 20 | 1486 | COLLAZO Williams | CUB | 1 | 6 | 3 | 45.37 | Q SB |
| 21 | 1124 | BORLEE Kevin | BEL | 1 | 8 | 4 | 45.43 | q |
| 22 | 2505 | JAMES Godday | NGR | 3 | 3 | 2 | 45.49 | Q |
| 23 | 2768 | ALEXEEV Denis | RUS | 1 | 9 | 5 | 45.52 | |
| 24 | 1134 | van BRANTEGHEM Cedric | BEL | 7 | 2 | 3 | 45.54 | Q |
| 25 | 2149 | BLACKWOOD Michael | JAM | 6 | 8 | 4 | 45.56 | |
| 26 | 3022 | MODIBO Ato | TRI | 5 | 6 | 5 | 45.63 | |
| 27 | 2179 | AYRE Sanjay | JAM | 2 | 8 | 5 | 45.66 | |
| 28 | 1289 | CHRISTOPHER Tyler | CAN | 6 | 2 | 5 | 45.67 | |
| 29 | 2052 | GILLICK David | IRL | 7 | 4 | 4 | 45.83 | |
| 30 | 3316 | NYONGANI Young Talkmore | ZIM | 1 | 3 | 6 | 45.89 | |
| 31 | 1098 | BAIN Andretti | BAH | 3 | 9 | 3 | 45.96 | Q |
| 32 | 2770 | DYLDIN Maksim | RUS | 7 | 5 | 5 | 46.03 | |
| 33 | 2474 | MILAZAR Eric | MRI | 1 | 7 | 7 | 46.06 | |
| 34 | 1543 | HURTAULT Erison | DMA | 4 | 3 | 4 | 46.10 | |
| 35 | 1967 | FRANCIQUE Alleyne | GRN | 5 | 9 | 6 | 46.15 | |
| 36 | 3076 | KNYSH Mykhaylo | UKR | 7 | 3 | 6 | 46.28 | |
| 36 | 1546 | PEGUERO Arismendy | DOM | 2 | 9 | 6 | 46.28 | |
| 38 | 1203 | MASHETO Gakologelwang | BOT | 1 | 2 | 8 | 46.29 | SB |
| 39 | 1969 | PHILLIP Joel | GRN | 6 | 3 | 6 | 46.30 | |
| 40 | 1684 | VEREKAUTA Niko | FIJ | 3 | 7 | 4 | 46.32 | SB |
| 41 | 3131 | SILVA Andres Bayron | URU | 4 | 9 | 5 | 46.34 | |
| 42 | 1513 | GOTZ Rudolf | CZE | 4 | 2 | 6 | 46.38 | |
| 43 | 2188 | KANEMARU Yuzo | JPN | 4 | 6 | 7 | 46.39 | |
| 44 | 2682 | MARTINEZ Felix | PUR | 6 | 9 | 7 | 46.46 | |
| 45 | 1428 | MOSQUERA Geiner | COL | 5 | 5 | 7 | 46.59 | |
| 46 | 1226 | ALMEIDA Fernando | BRA | 3 | 6 | 5 | 46.60 | |



NATIONAL STADIUM
国家体育场
STADE NATIONAL

MON 星期一 LUN
18 AUG 2008

ATHLETICS
田径 / ATHLÉTISME

MEN'S 400m
男子400米 / 400 m - HOMMES

ROUND 1
第1轮 / 1ER TOUR



RESULTS SUMMARY

比赛成绩综合 / RÉSUMÉ DES RÉSULTATS

| Rank | Bib | Name | NOC Code | Heat | Lane Position | Time | |
|------|------|----------------------------------|----------|------|---------------|--------------|----|
| 47 | 3320 | BANDA Lewis | ZIM | 3 | 2 6 | 46.76 | |
| 48 | 2269 | KIILU Vincent Mumo | KEN | 3 | 4 7 | 46.79 | |
| 49 | 1137 | GNANLIGO FOUSSENI Mathieu | BEN | 7 | 7 7 | 47.10 | |
| 50 | 2913 | ALI Nagm Eldin | SUD | 3 | 5 8 | 47.12 | |
| 51 | 2578 | DABROWSKI Daniel | POL | 6 | 4 8 | 47.83 | |
| 52 | 2350 | WILLIAMS Siraj | LBR | 5 | 4 8 | 47.89 | |
| 53 | 2891 | BUCCI Ivano | SMR | 2 | 3 7 | 48.54 | SB |
| 54 | 2908 | SANTIAGO D'ALMEIDA Naiei | STP | 7 | 8 8 | 49.08 | |
| 55 | 1351 | LIU Xiaosheng | CHN | 2 | 2 8 | 53.11 | |
| | 1199 | MOLEFE California | BOT | 4 | 4 | DNS | |

Qualification: First 3 in each heat (Q) and the next 3 fastest (q) advance to the Semifinals

| | | | | | |
|----------------|---------------------|-----------|-----------------|-----------|--------------------|
| Legend: | | | | | |
| DNS | Did not Start | NR | National Record | PB | Personal Best |
| q | Qualified by result | SB | Season Best | Q | Qualified by place |



NATIONAL STADIUM
国家体育场
STADE NATIONAL

TUE 星期二 MAR
19 AUG 2008

ATHLETICS
田径 / ATHLÉTISME

MEN'S 400m
男子400米 / 400 m - HOMMES

SEMIFINALS
半决赛 / DEMI-FINALES



RESULTS
比赛成绩 / RÉSULTATS

| | | | | | |
|-----------------------|--------------|------------------------|-----|-------------------|-------------|
| WORLD RECORD | 43.18 | JOHNSON Michael | USA | Seville (ESP) | 26 AUG 1999 |
| OLYMPIC RECORD | 43.49 | JOHNSON Michael | USA | Atlanta, GA (USA) | 29 JUL 1996 |

SEMIFINAL 1 Start Time: 21:45

| Rank | Bib | Name | NOC Code | Date of Birth | Lane | Reaction Time | Fn | Result |
|------|------|----------------------|----------|---------------|------|---------------|----|----------|
| 1 | 3253 | WARINER Jeremy | USA | 31 JAN 1984 | 6 | 0.224 | | 44.15 Q |
| 2 | 1095 | BROWN Christopher | BAH | 15 OCT 1978 | 5 | 0.244 | | 44.59 Q |
| 3 | 1124 | BORLEE Kevin | BEL | 22 FEB 1988 | 3 | 0.162 | | 44.88 NR |
| 4 | 1436 | BRENES Nery | CRC | 25 SEP 1985 | 7 | 0.169 | | 44.94 NR |
| 5 | 2504 | WEIPOGWA Saul | NGR | 14 JUN 1984 | 4 | 0.168 | | 45.02 SB |
| 6 | 1486 | COLLAZO Williams | CUB | 31 AUG 1986 | 2 | 0.191 | | 45.06 PB |
| 7 | 2065 | HENRY Tabarie | ISV | 1 DEC 1987 | 8 | 0.165 | | 45.19 NR |
| 8 | 2097 | LICCIARDELLO Claudio | ITA | 11 JAN 1986 | 9 | 0.259 | | 45.64 |

SEMIFINAL 2 Start Time: 21:52

| Rank | Bib | Name | NOC Code | Date of Birth | Lane | Reaction Time | Fn | Result |
|------|------|------------------|----------|---------------|------|---------------|----|------------|
| 1 | 1733 | DJHONE Leslie | FRA | 18 MAR 1981 | 6 | 0.159 | | 44.79 Q SB |
| 2 | 3209 | NEVILLE David | USA | 1 JUN 1984 | 4 | 0.190 | | 44.91 Q |
| 3 | 1049 | MILBURN Joel | AUS | 17 MAR 1986 | 5 | 0.187 | | 45.06 |
| 4 | 2166 | CHAMBERS Ricardo | JAM | 7 OCT 1984 | 9 | 0.220 | | 45.09 |
| 5 | 1123 | BORLEE Jonathan | BEL | 22 FEB 1988 | 3 | 0.191 | | 45.11 PB |
| 6 | 2505 | JAMES Godday | NGR | 1 SEP 1984 | 8 | 0.185 | | 45.24 |
| 7 | 1098 | BAIN Andretti | BAH | 1 DEC 1985 | 2 | 0.196 | | 45.52 |
| 8 | 1838 | STEELE Andrew | GBR | 19 SEP 1984 | 7 | 0.216 | | 45.59 |

SEMIFINAL 3 Start Time: 21:59

| Rank | Bib | Name | NOC Code | Date of Birth | Lane | Reaction Time | Fn | Result |
|------|------|-----------------------|----------|---------------|------|---------------|----|------------|
| 1 | 3205 | MERRITT LaShawn | USA | 27 JUN 1986 | 7 | 0.187 | | 44.12 Q |
| 2 | 1830 | ROONEY Martyn | GBR | 3 APR 1987 | 6 | 0.126 | | 44.60 Q PB |
| 3 | 2955 | WISSMAN Johan | SWE | 2 NOV 1982 | 8 | 0.211 | | 44.64 q SB |
| 4 | 3023 | QUOW Renny | TRI | 25 AUG 1987 | 5 | 0.204 | | 44.82 q PB |
| 5 | 1412 | KIKAYA Senga Gary | COD | 4 FEB 1980 | 2 | 0.187 | | 44.94 |
| 6 | 1096 | MATHIEU Michael | BAH | 17 JUN 1984 | 9 | 0.203 | | 45.56 |
| 7 | 1059 | WROE Sean | AUS | 18 MAR 1985 | 4 | 0.205 | | 45.56 |
| 8 | 1134 | van BRANTEGHEM Cedric | BEL | 13 MAR 1979 | 3 | 0.199 | | 45.81 |

Qualification: First 2 in each heat (Q) and the next 2 fastest (q) advance to the Final

Weather conditions at the beginning of the 1st heat

Temperature: 29 °C Humidity: 57 % Conditions: Cloudy

| | | | | |
|----------------|----------------------------|---------------------------|-------------------------|-----------------------------|
| Legend: | Fn False start | NR National Record | PB Personal Best | Q Qualified by place |
| | q Qualified by time | SB Season Best | | |



NATIONAL STADIUM
国家体育场
STADE NATIONAL

TUE 星期二 MAR
19 AUG 2008

ATHLETICS
田径 / ATHLÉTISME

MEN'S 400m
男子400米 / 400 m - HOMMES

SEMIFINALS
半决赛 / DEMI-FINALES



RESULTS SUMMARY

比赛成绩综合 / RÉSUMÉ DES RÉSULTATS

| | | | | | |
|-----------------------|--------------|------------------------|-----|-------------------|-------------|
| WORLD RECORD | 43.18 | JOHNSON Michael | USA | Seville (ESP) | 26 AUG 1999 |
| OLYMPIC RECORD | 43.49 | JOHNSON Michael | USA | Atlanta, GA (USA) | 29 JUL 1996 |

| Rank | Bib | Name | NOC Code | Heat | Lane | Position | Time | |
|------|------|-----------------------|----------|------|------|----------|-------|------|
| 1 | 3205 | MERRITT LaShawn | USA | 3 | 7 | 1 | 44.12 | Q |
| 2 | 3253 | WARINER Jeremy | USA | 1 | 6 | 1 | 44.15 | Q |
| 3 | 1095 | BROWN Christopher | BAH | 1 | 5 | 2 | 44.59 | Q |
| 4 | 1830 | ROONEY Martyn | GBR | 3 | 6 | 2 | 44.60 | Q PB |
| 5 | 2955 | WISSMAN Johan | SWE | 3 | 8 | 3 | 44.64 | q SB |
| 6 | 1733 | DJHONE Leslie | FRA | 2 | 6 | 1 | 44.79 | Q SB |
| 7 | 3023 | QUOW Renny | TRI | 3 | 5 | 4 | 44.82 | q PB |
| 8 | 1124 | BORLEE Kevin | BEL | 1 | 3 | 3 | 44.88 | NR |
| 9 | 3209 | NEVILLE David | USA | 2 | 4 | 2 | 44.91 | Q |
| 10 | 1436 | BRENES Nery | CRC | 1 | 7 | 4 | 44.94 | NR |
| 10 | 1412 | KIKAYA Senga Gary | COD | 3 | 2 | 5 | 44.94 | |
| 12 | 2504 | WEIPOGWA Saul | NGR | 1 | 4 | 5 | 45.02 | SB |
| 13 | 1486 | COLLAZO Williams | CUB | 1 | 2 | 6 | 45.06 | PB |
| 13 | 1049 | MILBURN Joel | AUS | 2 | 5 | 3 | 45.06 | |
| 15 | 2166 | CHAMBERS Ricardo | JAM | 2 | 9 | 4 | 45.09 | |
| 16 | 1123 | BORLEE Jonathan | BEL | 2 | 3 | 5 | 45.11 | PB |
| 17 | 2065 | HENRY Tabarie | ISV | 1 | 8 | 7 | 45.19 | NR |
| 18 | 2505 | JAMES Godday | NGR | 2 | 8 | 6 | 45.24 | |
| 19 | 1098 | BAIN Andretti | BAH | 2 | 2 | 7 | 45.52 | |
| 20 | 1096 | MATHIEU Michael | BAH | 3 | 9 | 6 | 45.56 | |
| 21 | 1059 | WROE Sean | AUS | 3 | 4 | 7 | 45.56 | |
| 22 | 1838 | STEELE Andrew | GBR | 2 | 7 | 8 | 45.59 | |
| 23 | 2097 | LICCIARDELLO Claudio | ITA | 1 | 9 | 8 | 45.64 | |
| 24 | 1134 | van BRANTEGHEM Cedric | BEL | 3 | 3 | 8 | 45.81 | |

Qualification: First 2 in each heat (Q) and the next 2 fastest (q) advance to the Final

| | | | | | |
|----------------|-----------------|----|---------------|---|---------------------|
| Legend: | | | | | |
| NR | National Record | PB | Personal Best | Q | Qualified by place |
| SB | Season Best | | | q | Qualified by result |



NATIONAL STADIUM
国家体育场
STADE NATIONAL

THU 星期四 JEU
21 AUG 2008
21:20

ATHLETICS
田径 / ATHLÉTISME

MEN'S 400m
男子400米 / 400 m - HOMMES

FINAL
决赛 / FINALE



RESULTS

比赛成绩 / RÉSULTATS

| | | | | | |
|-----------------------|--------------|------------------------|-----|-------------------|-------------|
| WORLD RECORD | 43.18 | JOHNSON Michael | USA | Seville (ESP) | 26 AUG 1999 |
| OLYMPIC RECORD | 43.49 | JOHNSON Michael | USA | Atlanta, GA (USA) | 29 JUL 1996 |

| Rank | Bib | Name | NOC Code | Date of Birth | Lane | Reaction Time | Fn | Result |
|------|------|-------------------|----------|---------------|------|---------------|----|-----------------|
| 1 | 3205 | MERRITT LaShawn | USA | 27 JUN 1986 | 4 | 0.318 | | 43.75 PB |
| 2 | 3253 | WARINER Jeremy | USA | 31 JAN 1984 | 7 | 0.209 | | 44.74 |
| 3 | 3209 | NEVILLE David | USA | 1 JUN 1984 | 9 | 0.293 | | 44.80 |
| 4 | 1095 | BROWN Christopher | BAH | 15 OCT 1978 | 5 | 0.231 | | 44.84 |
| 5 | 1733 | DJHONE Leslie | FRA | 18 MAR 1981 | 6 | 0.164 | | 45.11 |
| 6 | 1830 | ROONEY Martyn | GBR | 3 APR 1987 | 8 | 0.208 | F1 | 45.12 |
| 7 | 3023 | QUOW Renny | TRI | 25 AUG 1987 | 2 | 0.201 | | 45.22 |
| 8 | 2955 | WISSMAN Johan | SWE | 2 NOV 1982 | 3 | 0.218 | | 45.39 |

Weather conditions

Temperature: 21 °C Humidity: 87 % Conditions: Cloudy

Legend:

Fn False start **PB** Personal Best

Results Progression



MEN'S 400M FINAL

National Stadium / THU 21 AUG 2008

World Record 43.18 JOHNSON Michael USA Seville(ESP) 26 AUG 1999
Olympic Record 43.49 JOHNSON Michael USA Atlanta, GA(USA) 29 JUL 1996

| Rk | Bib | Name | NOC | Date of Birth | Phase | Lane | Position | Time | | |
|----|------|--------------------------|------------|---------------|---------------|------|----------|-------|---|----|
| 1 | 3205 | <u>MERRITT LaShawn</u> | <u>USA</u> | 27 JUN 1986 | Final | 4 | 1 | 43.75 | | PB |
| | | | | | Semifinal 3/3 | 7 | 1 | 44.12 | Q | |
| | | | | | Round 1 5/7 | 2 | 1 | 44.96 | Q | |
| 2 | 3253 | <u>WARINER Jeremy</u> | <u>USA</u> | 31 JAN 1984 | Final | 7 | 2 | 44.74 | | |
| | | | | | Semifinal 1/3 | 6 | 1 | 44.15 | Q | |
| | | | | | Round 1 7/7 | 9 | 1 | 45.23 | Q | |
| 3 | 3209 | <u>NEVILLE David</u> | <u>USA</u> | 1 JUN 1984 | Final | 9 | 3 | 44.80 | | |
| | | | | | Semifinal 2/3 | 4 | 2 | 44.91 | Q | |
| | | | | | Round 1 1/7 | 5 | 2 | 45.22 | Q | |
| 4 | 1095 | <u>BROWN Christopher</u> | <u>BAH</u> | 15 OCT 1978 | Final | 5 | 4 | 44.84 | | |
| | | | | | Semifinal 1/3 | 5 | 2 | 44.59 | Q | |
| | | | | | Round 1 2/7 | 6 | 1 | 44.79 | Q | |
| 5 | 1733 | <u>DJHONE Leslie</u> | <u>FRA</u> | 18 MAR 1981 | Final | 6 | 5 | 45.11 | | |
| | | | | | Semifinal 2/3 | 6 | 1 | 44.79 | Q | SB |
| | | | | | Round 1 1/7 | 4 | 1 | 45.12 | Q | |
| 6 | 1830 | <u>ROONEY Martyn</u> | <u>GBR</u> | 3 APR 1987 | Final | 8 | 6 | 45.12 | | |
| | | | | | Semifinal 3/3 | 6 | 2 | 44.60 | Q | PB |
| | | | | | Round 1 4/7 | 7 | 1 | 45.00 | Q | |
| 7 | 3023 | <u>QUOW Renny</u> | <u>TRI</u> | 25 AUG 1987 | Final | 2 | 7 | 45.22 | | |
| | | | | | Semifinal 3/3 | 5 | 4 | 44.82 | q | PB |
| | | | | | Round 1 6/7 | 5 | 2 | 45.13 | Q | |
| 8 | 2955 | <u>WISSMAN Johan</u> | <u>SWE</u> | 2 NOV 1982 | Final | 3 | 8 | 45.39 | | |
| | | | | | Semifinal 3/3 | 8 | 3 | 44.64 | q | SB |
| | | | | | Round 1 2/7 | 4 | 3 | 44.81 | Q | SB |

Legend

| | | | |
|----------------------------|------------------------------|----------------------------|----------------------------------|
| AR - Area Record | DNF - Did not Finish | DNS - Did not Start | DQ - Disqualified |
| NR - National Record | OR - Olympic Record | PB - Personal Best | Q - Qualified by place |
| q - Qualified by result | R - IAAF Rule | Rk - Rank | SB - Season Best |
| WJR - World Junior Record | WR - World Record | =AR - Equal Area Record | =NR - Equal National Record |
| =OR - Equal Olympic Record | =PB - Equalled Personal Best | =SB - Equalled Season Best | =WJR - Equal World Junior Record |
| =WR - Equal World Record | | | |

21:29:47 21 AUG 2008
 ATM004000_C74D 3.0



RESULTS

比赛成绩 / RÉSULTATS

| | | | | | |
|-----------------------|----------------|------------------------|-----|-------------------|-------------|
| WORLD RECORD | 1:41.11 | KIPKETER Wilson | DEN | Cologne (GER) | 24 AUG 1997 |
| OLYMPIC RECORD | 1:42.58 | RODAL Vebjorn | NOR | Atlanta, GA (USA) | 31 JUL 1996 |

HEAT 1 Start Time: 19:00

| Rank | Bib | Name | NOC Code | Date of Birth | Lane | Result |
|---------------------------|------|----------------------|----------|---------------------------------|------|--------------|
| 1 | 2246 | BUNGEI Wilfred | KEN | 24 JUL 1980 | 6 | 1:44.90 Q SB |
| 2 | 2773 | BORZAKOVSKIY Yuriy | RUS | 12 APR 1981 | 3 | 1:45.15 Q |
| 3 | 1008 | MANSEUR Nadjim | ALG | 8 JUN 1988 | 4 | 1:45.62 q |
| 4 | 1224 | PECANHA Fabiano | BRA | 5 JUN 1982 | 5 | 1:46.54 q |
| 5 | 2040 | CHAMNEY Thomas | IRL | 16 APR 1984 | 2 | 1:47.66 |
| 6 | 1067 | RENSHAW Lachlan | AUS | 2 APR 1987 | 7 | 1:49.19 |
| 7 | 2034 | MOHAJERSHOJAEI Ehsan | IRI | 21 MAR 1983 | 8 | 1:49.25 |
| Intermediate Times | | 400m | 50.89 | 2034 MOHAJERSHOJAEI Ehsan (IRI) | | |
| | | 600m | 1:18.20 | 2034 MOHAJERSHOJAEI Ehsan (IRI) | | |

HEAT 2 Start Time: 19:08

| Rank | Bib | Name | NOC Code | Date of Birth | Lane | Result |
|---------------------------|------|-------------------|----------|-----------------------------|------|-----------|
| 1 | 2912 | KAKI Abubaker | SUD | 21 JUN 1989 | 2 | 1:46.98 Q |
| 2 | 2319 | AL-SALHI Mohammed | KSA | 22 MAR 1985 | 6 | 1:47.02 Q |
| 3 | 2749 | BOGDANOV Dmitriy | RUS | 11 APR 1979 | 4 | 1:47.49 |
| 4 | 1202 | BALOYI Onalenna | BOT | 6 MAY 1982 | 7 | 1:47.89 |
| 5 | 2941 | REPCIK Jozef | SVK | 3 AUG 1986 | 5 | 1:48.64 |
| 6 | 1036 | PRICE Leonardo | ARG | 21 FEB 1979 | 8 | 1:49.39 |
| | 1006 | ZERGUELAINE Antar | ALG | 4 JAN 1985 | 3 | DNS |
| Intermediate Times | | 400m | 53.59 | 2912 KAKI Abubaker (SUD) | | |
| | | 600m | 1:20.91 | 2749 BOGDANOV Dmitriy (RUS) | | |

HEAT 3 Start Time: 19:16

| Rank | Bib | Name | NOC Code | Date of Birth | Lane | Result |
|---------------------------|------|-------------------|----------|-----------------------------|------|-----------|
| 1 | 1827 | RIMMER Michael | GBR | 3 FEB 1986 | 2 | 1:47.61 Q |
| 2 | 2742 | MULAUDZI Mbulaeni | RSA | 8 SEP 1980 | 7 | 1:47.64 Q |
| 3 | 2575 | CZAPIEWSKI Pawel | POL | 30 MAR 1978 | 8 | 1:47.66 |
| 4 | 1618 | QUESADA Miguel | ESP | 18 SEP 1979 | 3 | 1:48.06 |
| 5 | 1398 | LI Xiangyu | CHN | 21 OCT 1985 | 6 | 1:48.44 |
| 6 | 2373 | KOZLOV Vitalij | LTU | 5 MAR 1987 | 4 | 1:48.96 |
| 7 | 2973 | MWERA Samwel | TAN | 6 MAR 1985 | 5 | 1:50.67 |
| | 2547 | WILLIS Nicholas | NZL | 25 APR 1983 | 9 | DNS |
| Intermediate Times | | 400m | 55.90 | 1827 RIMMER Michael (GBR) | | |
| | | 600m | 1:22.07 | 2575 CZAPIEWSKI Pawel (POL) | | |

HEAT 4 Start Time: 19:24

| Rank | Bib | Name | NOC Code | Date of Birth | Lane | Result |
|---------------------------|------|----------------------|----------|------------------------------|------|------------|
| 1 | 3238 | SYMMONDS Nick | USA | 30 DEC 1983 | 6 | 1:46.01 Q |
| 2 | 2251 | YEGO Alfred Kirwa | KEN | 28 NOV 1986 | 8 | 1:46.04 Q |
| 3 | 1613 | REINA Antonio Manuel | ESP | 13 JUN 1981 | 9 | 1:46.30 q |
| 4 | 1457 | GONZALEZ Andy | CUB | 17 OCT 1987 | 5 | 1:46.59 |
| 5 | 2402 | CHEHIBI Mouhssin | MAR | 28 JAN 1978 | 4 | 1:46.75 |
| 6 | 3305 | VILLANUEVA Eduard | VEN | 29 DEC 1984 | 7 | 1:47.64 |
| 7 | 3308 | NGUYEN Dinh Cong | VIE | 10 APR 1982 | 3 | 1:52.06 |
| 8 | 1980 | MANDELL Derek | GUM | 18 SEP 1986 | 2 | 1:57.48 PB |
| Intermediate Times | | 400m | 53.08 | 3305 VILLANUEVA Eduard (VEN) | | |
| | | 600m | 1:19.55 | 3305 VILLANUEVA Eduard (VEN) | | |



RESULTS
比赛成绩 / RÉSULTATS

HEAT 5 Start Time: 19:32

| Rank | Bib | Name | NOC Code | Date of Birth | Lane | Result |
|---------------------------|------|------------------------|----------|-------------------------------|------|------------|
| 1 | 1580 | OLMEDO Manuel | ESP | 17 MAY 1983 | 4 | 1:45.78 Q |
| 2 | 2914 | ISMAIL Ismail Ahmed | SUD | 1 NOV 1984 | 5 | 1:45.87 Q |
| 3 | 1295 | REED Gary | CAN | 25 OCT 1981 | 8 | 1:46.02 q |
| 4 | 2333 | MILKEVICS Dmitrijs | LAT | 6 DEC 1981 | 7 | 1:47.12 |
| 5 | 2737 | NGOEPE Samson | RSA | 28 JAN 1985 | 2 | 1:47.42 |
| 6 | 2860 | CURREEN Aunese | SAM | 23 DEC 1981 | 3 | 1:47.45 NR |
| 7 | 2476 | OULD CHEBAL Souleymane | MTN | 31 DEC 1986 | 6 | 1:57.43 |
| | 1552 | PIEDRA Byron | ECU | 19 AUG 1982 | 9 | DNS |
| Intermediate Times | | 400m | 53.32 | 2333 MILKEVICS Dmitrijs (LAT) | | |
| | | 600m | 1:20.03 | 2333 MILKEVICS Dmitrijs (LAT) | | |

HEAT 6 Start Time: 19:40

| Rank | Bib | Name | NOC Code | Date of Birth | Lane | Result |
|---------------------------|------|--------------------|----------|-----------------------------|------|-----------|
| 1 | 2395 | LAALOU Amine | MAR | 13 MAY 1982 | 8 | 1:47.86 Q |
| 2 | 3055 | CHEPKIRWOK Abraham | UGA | 18 NOV 1988 | 5 | 1:47.93 Q |
| 3 | 1515 | HOLUSA Jakub | CZE | 20 FEB 1988 | 7 | 1:48.19 |
| 4 | 3232 | SMITH Christian | USA | 31 OCT 1983 | 3 | 1:48.20 |
| 5 | 1233 | DAVIDE Kleberson | BRA | 20 JUL 1985 | 9 | 1:48.53 |
| 6 | 1299 | TADILI Achraf | CAN | 8 JUL 1980 | 4 | 1:48.87 |
| 7 | 1197 | IGLESIAS Fadrique | BOL | 12 OCT 1980 | 6 | 1:50.57 |
| 8 | 3312 | AL-YAFAEE Mohammed | YEM | 6 OCT 1984 | 2 | 1:54.82 |
| Intermediate Times | | 400m | 54.32 | 1233 DAVIDE Kleberson (BRA) | | |
| | | 600m | 1:21.86 | 2395 LAALOU Amine (MAR) | | |

HEAT 7 Start Time: 19:48

| Rank | Bib | Name | NOC Code | Date of Birth | Lane | Result |
|---------------------------|------|-------------------|----------|-----------------------------|------|-----------|
| 1 | 2324 | AL-AZEMI Mohammad | KUW | 16 JUN 1982 | 3 | 1:46.94 Q |
| 2 | 1257 | KAMEL Yusuf Saad | BRN | 29 MAR 1983 | 8 | 1:46.94 Q |
| 3 | 2493 | LATHOUWERS Robert | NED | 8 JUL 1983 | 5 | 1:46.94 |
| 4 | 3289 | WHEATING Andrew | USA | 21 NOV 1987 | 2 | 1:47.05 |
| 5 | 2862 | WAGNE Abdoulaye | SEN | 2 OCT 1981 | 7 | 1:47.50 |
| 6 | 2146 | SAPPLETON Aldwyn | JAM | 21 DEC 1981 | 4 | 1:48.19 |
| 7 | 2294 | PAKURA Sergey | KGZ | 3 MAY 1983 | 6 | 1:50.54 |
| Intermediate Times | | 400m | 54.69 | 1257 KAMEL Yusuf Saad (BRN) | | |
| | | 600m | 1:20.87 | 2862 WAGNE Abdoulaye (SEN) | | |

HEAT 8 Start Time: 19:56

| Rank | Bib | Name | NOC Code | Date of Birth | Lane | Result |
|---------------------------|------|----------------------|----------|-------------------------|------|--------------|
| 1 | 1487 | LOPEZ Yeimer | CUB | 28 AUG 1982 | 5 | 1:45.66 Q |
| 2 | 2276 | LALANG Boaz-Kiplagat | KEN | 8 FEB 1989 | 6 | 1:45.72 Q |
| 3 | 1007 | MADI Nabil | ALG | 9 JUN 1981 | 4 | 1:45.75 q |
| 4 | 2597 | LEWANDOWSKI Marcin | POL | 13 JUN 1987 | 2 | 1:45.89 q SB |
| 5 | 1251 | ALI Belal Mansoor | BRN | 17 OCT 1988 | 3 | 1:45.95 q SB |
| 6 | 2035 | MORADI Sajad | IRI | 30 MAR 1983 | 7 | 1:46.10 q |
| 7 | 2406 | BENSGHIR Yassine | MAR | 3 JAN 1983 | 8 | 1:46.88 |
| 8 | 1713 | LAHTIO Mikko | FIN | 21 SEP 1984 | 9 | 1:47.20 |
| Intermediate Times | | 400m | 52.76 | 1487 LOPEZ Yeimer (CUB) | | |
| | | 600m | 1:19.78 | 1487 LOPEZ Yeimer (CUB) | | |

Qualification: First 2 in each heat (Q) and the next 8 fastest (q) advance to the Semifinals



NATIONAL STADIUM
国家体育场
STADE NATIONAL

WED 星期三 MER
20 AUG 2008

ATHLETICS
田径 / ATHLÉTISME

MEN'S 800m
男子800米 / 800 m - HOMMES

ROUND 1
第1轮 / 1ER TOUR



RESULTS
比赛成绩 / RÉSULTATS

Weather conditions at the beginning of the 1st heat

Temperature: 29 °C Humidity: 56 % Conditions: Cloudy

| | | | |
|----------------|-------------------|-----------|--------------------|
| Legend: | | | |
| DNS | Did not Start | NR | National Record |
| q | qualified by time | SB | Season Best |
| | | PB | Personal Best |
| | | Q | Qualified by place |





NATIONAL STADIUM
国家体育场
STADE NATIONAL

WED 星期三 MER
20 AUG 2008

ATHLETICS
田径 / ATHLÉTISME

MEN'S 800m
男子800米 / 800 m - HOMMES

ROUND 1
第1轮 / 1ER TOUR



RESULTS SUMMARY

比赛成绩综合 / RÉSUMÉ DES RÉSULTATS

| | | | | | |
|-----------------------|----------------|------------------------|-----|-------------------|-------------|
| WORLD RECORD | 1:41.11 | KIPKETER Wilson | DEN | Cologne (GER) | 24 AUG 1997 |
| OLYMPIC RECORD | 1:42.58 | RODAL Vebjorn | NOR | Atlanta, GA (USA) | 31 JUL 1996 |

| Rank | Bib | Name | NOC Code | Heat | Lane Position | Time | | |
|------|------|----------------------|----------|------|---------------|---------|---|----|
| 1 | 2246 | BUNGEI Wilfred | KEN | 1 | 6 1 | 1:44.90 | Q | SB |
| 2 | 2773 | BORZAKOVSKIY Yuriy | RUS | 1 | 3 2 | 1:45.15 | Q | |
| 3 | 1008 | MANSEUR Nadjim | ALG | 1 | 4 3 | 1:45.62 | q | |
| 4 | 1487 | LOPEZ Yeimer | CUB | 8 | 5 1 | 1:45.66 | Q | |
| 5 | 2276 | LALANG Boaz-Kiplagat | KEN | 8 | 6 2 | 1:45.72 | Q | |
| 6 | 1007 | MADI Nabil | ALG | 8 | 4 3 | 1:45.75 | q | |
| 7 | 1580 | OLMEDO Manuel | ESP | 5 | 4 1 | 1:45.78 | Q | |
| 8 | 2914 | ISMAIL Ismail Ahmed | SUD | 5 | 5 2 | 1:45.87 | Q | |
| 9 | 2597 | LEWANDOWSKI Marcin | POL | 8 | 2 4 | 1:45.89 | q | SB |
| 10 | 1251 | ALI Belal Mansoor | BRN | 8 | 3 5 | 1:45.95 | q | SB |
| 11 | 3238 | SYMMONDS Nick | USA | 4 | 6 1 | 1:46.01 | Q | |
| 12 | 1295 | REED Gary | CAN | 5 | 8 3 | 1:46.02 | q | |
| 13 | 2251 | YEGO Alfred Kirwa | KEN | 4 | 8 2 | 1:46.04 | Q | |
| 14 | 2035 | MORADI Sajad | IRI | 8 | 7 6 | 1:46.10 | q | |
| 15 | 1613 | REINA Antonio Manuel | ESP | 4 | 9 3 | 1:46.30 | q | |
| 16 | 1224 | PECANHA Fabiano | BRA | 1 | 5 4 | 1:46.54 | q | |
| 17 | 1457 | GONZALEZ Andy | CUB | 4 | 5 4 | 1:46.59 | | |
| 18 | 2402 | CHEHIBI Mouhssin | MAR | 4 | 4 5 | 1:46.75 | | |
| 19 | 2406 | BENSGHIR Yassine | MAR | 8 | 8 7 | 1:46.88 | | |
| 20 | 2324 | AL-AZEMI Mohammad | KUW | 7 | 3 1 | 1:46.94 | Q | |
| 21 | 1257 | KAMEL Yusuf Saad | BRN | 7 | 8 2 | 1:46.94 | Q | |
| 22 | 2493 | LATHOUWERS Robert | NED | 7 | 5 3 | 1:46.94 | | |
| 23 | 2912 | KAKI Abubaker | SUD | 2 | 2 1 | 1:46.98 | Q | |
| 24 | 2319 | AL-SALHI Mohammed | KSA | 2 | 6 2 | 1:47.02 | Q | |
| 25 | 3289 | WHEATING Andrew | USA | 7 | 2 4 | 1:47.05 | | |
| 26 | 2333 | MILKEVICS Dmitrijs | LAT | 5 | 7 4 | 1:47.12 | | |
| 27 | 1713 | LAHTIO Mikko | FIN | 8 | 9 8 | 1:47.20 | | |
| 28 | 2737 | NGOEPE Samson | RSA | 5 | 2 5 | 1:47.42 | | |
| 29 | 2860 | CURREEN Aunese | SAM | 5 | 3 6 | 1:47.45 | | NR |
| 30 | 2749 | BOGDANOV Dmitriy | RUS | 2 | 4 3 | 1:47.49 | | |
| 31 | 2862 | WAGNE Abdoulaye | SEN | 7 | 7 5 | 1:47.50 | | |
| 32 | 1827 | RIMMER Michael | GBR | 3 | 2 1 | 1:47.61 | Q | |
| 33 | 2742 | MULAUDZI Mbulaeni | RSA | 3 | 7 2 | 1:47.64 | Q | |
| 33 | 3305 | VILLANUEVA Eduard | VEN | 4 | 7 6 | 1:47.64 | | |
| 35 | 2040 | CHAMNEY Thomas | IRL | 1 | 2 5 | 1:47.66 | | |
| 35 | 2575 | CZAPIEWSKI Pawel | POL | 3 | 8 3 | 1:47.66 | | |
| 37 | 2395 | LAALOU Amine | MAR | 6 | 8 1 | 1:47.86 | Q | |
| 38 | 1202 | BALOYI Onalenna | BOT | 2 | 7 4 | 1:47.89 | | |
| 39 | 3055 | CHEPKIRWOK Abraham | UGA | 6 | 5 2 | 1:47.93 | Q | |
| 40 | 1618 | QUESADA Miguel | ESP | 3 | 3 4 | 1:48.06 | | |
| 41 | 1515 | HOLUSA Jakub | CZE | 6 | 7 3 | 1:48.19 | | |
| 41 | 2146 | SAPPLETON Aldwyn | JAM | 7 | 4 6 | 1:48.19 | | |
| 43 | 3232 | SMITH Christian | USA | 6 | 3 4 | 1:48.20 | | |
| 44 | 1398 | LI Xiangyu | CHN | 3 | 6 5 | 1:48.44 | | |
| 45 | 1233 | DAVIDE Kleberson | BRA | 6 | 9 5 | 1:48.53 | | |
| 46 | 2941 | REPCIK Jozef | SVK | 2 | 5 5 | 1:48.64 | | |



NATIONAL STADIUM
国家体育场
STADE NATIONAL

WED 星期三 MER
20 AUG 2008

ATHLETICS
田径 / ATHLÉTISME

MEN'S 800m
男子800米 / 800 m - HOMMES

ROUND 1
第1轮 / 1ER TOUR



RESULTS SUMMARY

比赛成绩综合 / RÉSUMÉ DES RÉSULTATS

| Rank | Bib | Name | NOC Code | Heat | Lane Position | Time | |
|------|------|------------------------|----------|------|---------------|---------|----|
| 47 | 1299 | TADILI Achraf | CAN | 6 | 4 6 | 1:48.87 | |
| 48 | 2373 | KOZLOV Vitalij | LTU | 3 | 4 6 | 1:48.96 | |
| 49 | 1067 | RENSHAW Lachlan | AUS | 1 | 7 6 | 1:49.19 | |
| 50 | 2034 | MOHAJERSHOJAEI Ehsan | IRI | 1 | 8 7 | 1:49.25 | |
| 51 | 1036 | PRICE Leonardo | ARG | 2 | 8 6 | 1:49.39 | |
| 52 | 2294 | PAKURA Sergey | KGZ | 7 | 6 7 | 1:50.54 | |
| 53 | 1197 | IGLESIAS Fadrique | BOL | 6 | 6 7 | 1:50.57 | |
| 54 | 2973 | MWERA Samwel | TAN | 3 | 5 7 | 1:50.67 | |
| 55 | 3308 | NGUYEN Dinh Cong | VIE | 4 | 3 7 | 1:52.06 | |
| 56 | 3312 | AL-YAFAEE Mohammed | YEM | 6 | 2 8 | 1:54.82 | |
| 57 | 2476 | OULD CHEBAL Souleymane | MTN | 5 | 6 7 | 1:57.43 | |
| 58 | 1980 | MANDELL Derek | GUM | 4 | 2 8 | 1:57.48 | PB |
| | 1552 | PIEDRA Byron | ECU | 5 | 9 | DNS | |
| | 2547 | WILLIS Nicholas | NZL | 3 | 9 | DNS | |
| | 1006 | ZERGUELAINE Antar | ALG | 2 | 3 | DNS | |

Qualification: First 2 in each heat (Q) and the next 8 fastest (q) advance to the Semifinals

| | | | | | |
|----------------|---------------------|-----------|-----------------|-----------|--------------------|
| Legend: | | | | | |
| DNS | Did not Start | NR | National Record | PB | Personal Best |
| q | Qualified by result | SB | Season Best | Q | Qualified by place |



NATIONAL STADIUM
国家体育场
STADE NATIONAL

THU 星期四 JEU
21 AUG 2008

ATHLETICS
田径 / ATHLÉTISME

MEN'S 800m
男子800米 / 800 m - HOMMES

SEMIFINALS
半决赛 / DEMI-FINALES



RESULTS

比赛成绩 / RÉSULTATS

| | | | | | |
|-----------------------|----------------|------------------------|-----|-------------------|-------------|
| WORLD RECORD | 1:41.11 | KIPKETER Wilson | DEN | Cologne (GER) | 24 AUG 1997 |
| OLYMPIC RECORD | 1:42.58 | RODAL Vebjorn | NOR | Atlanta, GA (USA) | 31 JUL 1996 |

SEMIFINAL 1 Start Time: 19:50

| Rank | Bib | Name | NOC Code | Date of Birth | Lane | Result |
|------|------|--------------------|----------|---------------|------|-----------|
| 1 | 2246 | BUNGEI Wilfred | KEN | 24 JUL 1980 | 8 | 1:46.23 Q |
| 2 | 1487 | LOPEZ Yeimer | CUB | 28 AUG 1982 | 5 | 1:46.40 Q |
| 3 | 2773 | BORZAKOVSKIY Yuriy | RUS | 12 APR 1981 | 7 | 1:46.53 |
| 4 | 2395 | LAALOU Amine | MAR | 13 MAY 1982 | 4 | 1:46.74 |
| 5 | 3238 | SYMMONDS Nick | USA | 30 DEC 1983 | 6 | 1:46.96 |
| 6 | 2319 | AL-SALHI Mohammed | KSA | 22 MAR 1985 | 9 | 1:47.14 |
| 7 | 2597 | LEWANDOWSKI Marcin | POL | 13 JUN 1987 | 2 | 1:47.24 |
| 8 | 2324 | AL-AZEMI Mohammad | KUW | 16 JUN 1982 | 3 | 1:47.65 |

Intermediate Times

| | | | |
|------|---------|------|----------------------|
| 400m | 54.32 | 2246 | BUNGEI Wilfred (KEN) |
| 600m | 1:21.00 | 2246 | BUNGEI Wilfred (KEN) |

SEMIFINAL 2 Start Time: 19:58

| Rank | Bib | Name | NOC Code | Date of Birth | Lane | Result |
|------|------|----------------------|----------|---------------|------|-----------|
| 1 | 2251 | YEGO Alfred Kirwa | KEN | 28 NOV 1986 | 5 | 1:44.73 Q |
| 2 | 2914 | ISMAIL Ismail Ahmed | SUD | 1 NOV 1984 | 6 | 1:44.91 Q |
| 3 | 1257 | KAMEL Yusuf Saad | BRN | 29 MAR 1983 | 7 | 1:44.95 q |
| 4 | 1008 | MANSEUR Nadjim | ALG | 8 JUN 1988 | 9 | 1:45.54 q |
| 5 | 2035 | MORADI Sajad | IRI | 30 MAR 1983 | 8 | 1:46.08 |
| 6 | 2742 | MULAUDZI Mbulaeni | RSA | 8 SEP 1980 | 4 | 1:46.24 |
| 7 | 1613 | REINA Antonio Manuel | ESP | 13 JUN 1981 | 2 | 1:46.40 |
| 8 | 1224 | PECANHA Fabiano | BRA | 5 JUN 1982 | 3 | 1:47.07 |

Intermediate Times

| | | | |
|------|---------|------|-------------------------|
| 400m | 51.02 | 1224 | PECANHA Fabiano (BRA) |
| 600m | 1:18.40 | 2251 | YEGO Alfred Kirwa (KEN) |

SEMIFINAL 3 Start Time: 20:06

| Rank | Bib | Name | NOC Code | Date of Birth | Lane | Result |
|------|------|----------------------|----------|---------------|------|-----------|
| 1 | 1007 | MADI Nabil | ALG | 9 JUN 1981 | 2 | 1:45.63 Q |
| 2 | 1295 | REED Gary | CAN | 25 OCT 1981 | 4 | 1:45.85 Q |
| 3 | 2276 | LALANG Boaz-Kiplagat | KEN | 8 FEB 1989 | 5 | 1:45.87 |
| 4 | 1580 | OLMEDO Manuel | ESP | 17 MAY 1983 | 9 | 1:45.91 |
| 5 | 1251 | ALI Belal Mansoor | BRN | 17 OCT 1988 | 3 | 1:46.37 |
| 6 | 1827 | RIMMER Michael | GBR | 3 FEB 1986 | 8 | 1:48.07 |
| 7 | 3055 | CHEPKIRWOK Abraham | UGA | 18 NOV 1988 | 7 | 1:49.16 |
| 8 | 2912 | KAKI Abubaker | SUD | 21 JUN 1989 | 6 | 1:49.19 |

Intermediate Times

| | | | |
|------|---------|------|------------------|
| 400m | 52.24 | 1007 | MADI Nabil (ALG) |
| 600m | 1:19.43 | 1007 | MADI Nabil (ALG) |

Qualification: First 2 in each heat (Q) and the next 2 fastest (q) advance to the Final

Weather conditions at the beginning of the 1st heat

Temperature: 21 °C Humidity: 86 % Conditions: Cloudy

| |
|----------------------|
| Legend: |
| Q Qualified by place |
| q qualified by time |



NATIONAL STADIUM
国家体育场
STADE NATIONAL

THU 星期四 JEU
21 AUG 2008

ATHLETICS
田径 / ATHLÉTISME

MEN'S 800m
男子800米 / 800 m - HOMMES

SEMIFINALS
半决赛 / DEMI-FINALES



RESULTS SUMMARY

比赛成绩综合 / RÉSUMÉ DES RÉSULTATS

| | | | | | |
|-----------------------|----------------|------------------------|-----|-------------------|-------------|
| WORLD RECORD | 1:41.11 | KIPKETER Wilson | DEN | Cologne (GER) | 24 AUG 1997 |
| OLYMPIC RECORD | 1:42.58 | RODAL Vebjorn | NOR | Atlanta, GA (USA) | 31 JUL 1996 |

| Rank | Bib | Name | NOC Code | Heat | Lane | Position | Time | |
|------|------|----------------------|----------|------|------|----------|---------|---|
| 1 | 2251 | YEGO Alfred Kirwa | KEN | 2 | 5 | 1 | 1:44.73 | Q |
| 2 | 2914 | ISMAIL Ismail Ahmed | SUD | 2 | 6 | 2 | 1:44.91 | Q |
| 3 | 1257 | KAMEL Yusuf Saad | BRN | 2 | 7 | 3 | 1:44.95 | q |
| 4 | 1008 | MANSEUR Nadjim | ALG | 2 | 9 | 4 | 1:45.54 | q |
| 5 | 1007 | MADI Nabil | ALG | 3 | 2 | 1 | 1:45.63 | Q |
| 6 | 1295 | REED Gary | CAN | 3 | 4 | 2 | 1:45.85 | Q |
| 7 | 2276 | LALANG Boaz-Kiplagat | KEN | 3 | 5 | 3 | 1:45.87 | |
| 8 | 1580 | OLMEDO Manuel | ESP | 3 | 9 | 4 | 1:45.91 | |
| 9 | 2035 | MORADI Sajad | IRI | 2 | 8 | 5 | 1:46.08 | |
| 10 | 2246 | BUNGEI Wilfred | KEN | 1 | 8 | 1 | 1:46.23 | Q |
| 11 | 2742 | MULAUDZI Mbulaeni | RSA | 2 | 4 | 6 | 1:46.24 | |
| 12 | 1251 | ALI Belal Mansoor | BRN | 3 | 3 | 5 | 1:46.37 | |
| 13 | 1487 | LOPEZ Yeimer | CUB | 1 | 5 | 2 | 1:46.40 | Q |
| 13 | 1613 | REINA Antonio Manuel | ESP | 2 | 2 | 7 | 1:46.40 | |
| 15 | 2773 | BORZAKOVSKIY Yuriy | RUS | 1 | 7 | 3 | 1:46.53 | |
| 16 | 2395 | LAALOU Amine | MAR | 1 | 4 | 4 | 1:46.74 | |
| 17 | 3238 | SYMONDS Nick | USA | 1 | 6 | 5 | 1:46.96 | |
| 18 | 1224 | PECANHA Fabiano | BRA | 2 | 3 | 8 | 1:47.07 | |
| 19 | 2319 | AL-SALHI Mohammed | KSA | 1 | 9 | 6 | 1:47.14 | |
| 20 | 2597 | LEWANDOWSKI Marcin | POL | 1 | 2 | 7 | 1:47.24 | |
| 21 | 2324 | AL-AZEMI Mohammad | KUW | 1 | 3 | 8 | 1:47.65 | |
| 22 | 1827 | RIMMER Michael | GBR | 3 | 8 | 6 | 1:48.07 | |
| 23 | 3055 | CHEPKIRWOK Abraham | UGA | 3 | 7 | 7 | 1:49.16 | |
| 24 | 2912 | KAKI Abubaker | SUD | 3 | 6 | 8 | 1:49.19 | |

Qualification: First 2 in each heat (Q) and the next 2 fastest (q) advance to the Final

| |
|---|
| Legend: |
| Q Qualified by place q Qualified by result |



NATIONAL STADIUM
国家体育场
STADE NATIONAL

SAT 星期六 SAM
23 AUG 2008
19:30

ATHLETICS
田径 / ATHLÉTISME

MEN'S 800m
男子800米 / 800 m - HOMMES

FINAL
决赛 / FINALE



RESULTS

比赛成绩 / RÉSULTATS

| | | | | | |
|-----------------------|----------------|------------------------|-----|-------------------|-------------|
| WORLD RECORD | 1:41.11 | KIPKETER Wilson | DEN | Cologne (GER) | 24 AUG 1997 |
| OLYMPIC RECORD | 1:42.58 | RODAL Vebjorn | NOR | Atlanta, GA (USA) | 31 JUL 1996 |

| Rank | Bib | Name | NOC Code | Date of Birth | Lane | Result | |
|------|------|---------------------|----------|---------------|------|----------------|----|
| 1 | 2246 | BUNGEI Wilfred | KEN | 24 JUL 1980 | 3 | 1:44.65 | SB |
| 2 | 2914 | ISMAIL Ismail Ahmed | SUD | 1 NOV 1984 | 8 | 1:44.70 | |
| 3 | 2251 | YEGO Alfred Kirwa | KEN | 28 NOV 1986 | 5 | 1:44.82 | |
| 4 | 1295 | REED Gary | CAN | 25 OCT 1981 | 6 | 1:44.94 | |
| 5 | 1257 | KAMEL Yusuf Saad | BRN | 29 MAR 1983 | 4 | 1:44.95 | |
| 6 | 1487 | LOPEZ Yeimer | CUB | 28 AUG 1982 | 7 | 1:45.88 | |
| 7 | 1007 | MADI Nabil | ALG | 9 JUN 1981 | 2 | 1:45.96 | |
| 8 | 1008 | MANSEUR Nadjim | ALG | 8 JUN 1988 | 9 | 1:47.19 | |

| | | | | |
|---------------------------|-------------|---------|------|----------------------|
| Intermediate Times | 400m | 53.35 | 2246 | BUNGEI Wilfred (KEN) |
| | 600m | 1:19.17 | 2246 | BUNGEI Wilfred (KEN) |

Weather conditions

Temperature: 30 °C Humidity: 44 % Conditions: Partly cloudy

Legend:
SB Season Best

Results Progression



MEN'S 800M FINAL

National Stadium / SAT 23 AUG 2008

World Record 1:41.11 KIPKETER Wilson DEN Cologne(GER) 24 AUG 1997
Olympic Record 1:42.58 RODAL Vebjorn NOR Atlanta, GA(USA) 31 JUL 1996

| Rk | Bib | Name | NOC | Date of Birth | Phase | Lane | Position | Time | |
|----|------|----------------------------|------------|---------------|---------------|------|----------|---------|-------------|
| 1 | 2246 | <u>BUNGEI Wilfred</u> | <u>KEN</u> | 24 JUL 1980 | Final | 3 | 1 | 1:44.65 | SB |
| | | | | | Semifinal 1/3 | 8 | 1 | 1:46.23 | Q |
| | | | | | Round 1 1/8 | 6 | 1 | 1:44.90 | Q SB |
| 2 | 2914 | <u>ISMAIL Ismail Ahmed</u> | <u>SUD</u> | 1 NOV 1984 | Final | 8 | 2 | 1:44.70 | |
| | | | | | Semifinal 2/3 | 6 | 2 | 1:44.91 | Q |
| | | | | | Round 1 5/8 | 5 | 2 | 1:45.87 | Q |
| 3 | 2251 | <u>YEGO Alfred Kirwa</u> | <u>KEN</u> | 28 NOV 1986 | Final | 5 | 3 | 1:44.82 | |
| | | | | | Semifinal 2/3 | 5 | 1 | 1:44.73 | Q |
| | | | | | Round 1 4/8 | 8 | 2 | 1:46.04 | Q |
| 4 | 1295 | <u>REED Gary</u> | <u>CAN</u> | 25 OCT 1981 | Final | 6 | 4 | 1:44.94 | |
| | | | | | Semifinal 3/3 | 4 | 2 | 1:45.85 | Q |
| | | | | | Round 1 5/8 | 8 | 3 | 1:46.02 | q |
| 5 | 1257 | <u>KAMEL Yusuf Saad</u> | <u>BRN</u> | 29 MAR 1983 | Final | 4 | 5 | 1:44.95 | |
| | | | | | Semifinal 2/3 | 7 | 3 | 1:44.95 | q |
| | | | | | Round 1 7/8 | 8 | 2 | 1:46.94 | Q |
| 6 | 1487 | <u>LOPEZ Yeimer</u> | <u>CUB</u> | 28 AUG 1982 | Final | 7 | 6 | 1:45.88 | |
| | | | | | Semifinal 1/3 | 5 | 2 | 1:46.40 | Q |
| | | | | | Round 1 8/8 | 5 | 1 | 1:45.66 | Q |
| 7 | 1007 | <u>MADI Nabil</u> | <u>ALG</u> | 9 JUN 1981 | Final | 2 | 7 | 1:45.96 | |
| | | | | | Semifinal 3/3 | 2 | 1 | 1:45.63 | Q |
| | | | | | Round 1 8/8 | 4 | 3 | 1:45.75 | q |
| 8 | 1008 | <u>MANSEUR Nadjim</u> | <u>ALG</u> | 8 JUN 1988 | Final | 9 | 8 | 1:47.19 | |
| | | | | | Semifinal 2/3 | 9 | 4 | 1:45.54 | q |
| | | | | | Round 1 1/8 | 4 | 3 | 1:45.62 | q |

Legend

| | | | |
|----------------------------|------------------------------|----------------------------|----------------------------------|
| AR - Area Record | DNF - Did not Finish | DNS - Did not Start | DQ - Disqualified |
| NR - National Record | OR - Olympic Record | PB - Personal Best | Q - Qualified by place |
| q - Qualified by result | R - IAAF Rule | Rk - Rank | SB - Season Best |
| WJR - World Junior Record | WR - World Record | =AR - Equal Area Record | =NR - Equal National Record |
| =OR - Equal Olympic Record | =PB - Equalled Personal Best | =SB - Equalled Season Best | =WJR - Equal World Junior Record |
| =WR - Equal World Record | | | |

19:39:29 23 AUG 2008
 ATM008000_C74D 3.0



NATIONAL STADIUM
国家体育场
STADE NATIONAL

FRI 星期五 VEN
15 AUG 2008

ATHLETICS
田径 / ATHLÉTISME

MEN'S 1500m
男子1500米 / 1500 m - HOMMES

ROUND 1
第1轮 / 1ER TOUR



RESULTS

比赛成绩 / RÉSULTATS

| | | | | | |
|-----------------------|----------------|---------------------------|-----|--------------|-------------|
| WORLD RECORD | 3:26.00 | EL GUERROUJ Hicham | MAR | Rome (ITA) | 14 JUL 1998 |
| OLYMPIC RECORD | 3:32.07 | NGENY Noah | KEN | Sydney (AUS) | 29 SEP 2000 |

HEAT 1 Start Time: 19:10

| Rank | Bib | Name | NOC Code | Date of Birth | Order | Result |
|---------------------------|------|---------------------|----------|--------------------------------|-------|--------------|
| 1 | 1720 | BAALA Mehdi | FRA | 17 AUG 1978 | 7 | 3:35.87 Q |
| 2 | 2547 | WILLIS Nicholas | NZL | 25 APR 1983 | 2 | 3:36.01 Q |
| 3 | 2685 | BASHIR Daham Naim | QAT | 8 NOV 1978 | 9 | 3:36.05 Q |
| 4 | 1011 | BOUKENSA Tarek | ALG | 19 NOV 1981 | 1 | 3:36.11 Q |
| 5 | 1672 | MEKONNEN Deresse | ETH | 20 OCT 1987 | 11 | 3:36.22 Q |
| 6 | 3278 | MANZANO Leonel | USA | 12 SEP 1984 | 4 | 3:36.67 q SB |
| 7 | 1029 | CARRIQUEO Javier | ARG | 29 MAY 1979 | 3 | 3:39.36 SB |
| 8 | 1585 | ESTEVEZ Reyes | ESP | 2 AUG 1976 | 12 | 3:39.62 |
| 9 | 1310 | MILNE Taylor | CAN | 14 SEP 1981 | 5 | 3:41.56 |
| 10 | 2400 | BABA Youssef | MAR | 7 AUG 1979 | 8 | 3:42.13 |
| 11 | 2845 | SHABUNIN Vyacheslav | RUS | 27 SEP 1969 | 10 | 3:42.53 |
| | 2442 | BARRIOS Juan Luis | MEX | 24 JUN 1983 | 6 | DNS |
| Intermediate Times | | 400m | 59.74 | 2845 SHABUNIN Vyacheslav (RUS) | | |
| | | 800m | 1:57.64 | 2845 SHABUNIN Vyacheslav (RUS) | | |
| | | 1200m | 2:55.52 | 2547 WILLIS Nicholas (NZL) | | |

HEAT 2 Start Time: 19:19

| Rank | Bib | Name | NOC Code | Date of Birth | Order | Result |
|---------------------------|------|---------------------------|----------|---------------------------------|-------|------------|
| 1 | 2287 | KIPROP Asbel Kipruto | KEN | 30 JUN 1989 | 3 | 3:41.28 Q |
| 2 | 1287 | BRANNEN Nathan | CAN | 8 SEP 1982 | 1 | 3:41.45 Q |
| 3 | 1582 | HIGUERO Juan Carlos | ESP | 3 AUG 1978 | 2 | 3:41.70 Q |
| 4 | 3194 | LAGAT Bernard | USA | 12 DEC 1974 | 5 | 3:41.98 Q |
| 5 | 1006 | ZERGUELAINE Antar | ALG | 4 JAN 1985 | 13 | 3:42.30 Q |
| 6 | 2901 | NAVA Goran | SRB | 15 APR 1981 | 12 | 3:42.92 NR |
| 7 | 1811 | LANCASHIRE Tom | GBR | 2 JUL 1985 | 11 | 3:43.40 |
| 8 | 2041 | CRAGG Alistair | IRL | 13 JUN 1980 | 8 | 3:44.90 |
| 9 | 1574 | WELDAY Hais | ERI | 24 OCT 1989 | 6 | 3:45.06 |
| 10 | 2320 | SHAWEEN Mohammed Othman H | KSA | 15 FEB 1986 | 9 | 3:45.82 |
| 11 | 1046 | KEALEY Mitchell | AUS | 28 JAN 1984 | 4 | 3:46.31 |
| 12 | 2965 | MSIBI Isaiah | SWZ | 15 FEB 1984 | 10 | 3:51.35 PB |
| | 3102 | HESKO Ivan | UKR | 19 AUG 1979 | 7 | DNS |
| Intermediate Times | | 400m | 1:00.78 | 2287 KIPROP Asbel Kipruto (KEN) | | |
| | | 800m | 2:05.39 | 2901 NAVA Goran (SRB) | | |
| | | 1200m | 3:02.63 | 2901 NAVA Goran (SRB) | | |

HEAT 3 Start Time: 19:28

| Rank | Bib | Name | NOC Code | Date of Birth | Order | Result |
|------|------|--------------------|----------|---------------|-------|------------|
| 1 | 2725 | van DEVENTER Juan | RSA | 26 MAR 1983 | 9 | 3:36.32 Q |
| 2 | 1581 | CASADO Arturo | ESP | 26 JAN 1983 | 5 | 3:36.42 Q |
| 3 | 1786 | BADDELEY Andy | GBR | 20 JUN 1982 | 8 | 3:36.47 Q |
| 4 | 2393 | IGUIDER Abdalaati | MAR | 25 MAR 1987 | 7 | 3:36.48 Q |
| 5 | 3196 | LOMONG Lopez | USA | 1 JAN 1985 | 6 | 3:36.70 Q |
| 6 | 1251 | ALI Belal Mansoor | BRN | 17 OCT 1988 | 12 | 3:36.84 q |
| 7 | 1228 | de SOUZA Hudson | BRA | 25 FEB 1977 | 2 | 3:37.06 |
| 8 | 1673 | DABA Demma | ETH | 18 JAN 1989 | 4 | 3:37.78 |
| 9 | 1643 | NURME Tiidrek | EST | 18 NOV 1985 | 11 | 3:38.59 NR |
| 10 | 2680 | FREEMAN David | PUR | 28 APR 1982 | 1 | 3:39.70 SB |
| 11 | 2289 | KEMBOI Nicholas | KEN | 18 DEC 1989 | 10 | 3:41.56 |
| 12 | 1552 | PIEDRA Byron | ECU | 19 AUG 1982 | 3 | 3:45.57 |
| 13 | 2915 | ABDELGADIR Abdalla | SUD | 1 JAN 1987 | 13 | 3:47.65 |



NATIONAL STADIUM
国家体育场
STADE NATIONAL

FRI 星期五 VEN
15 AUG 2008

ATHLETICS
田径 / ATHLÉTISME

MEN'S 1500m
男子1500米 / 1500 m - HOMMES

ROUND 1
第1轮 / 1ER TOUR



RESULTS

比赛成绩 / RÉSULTATS

MEN'S 1500m (cont.)
Intermediate Times

| | | | |
|-------|---------|------|-------------------------|
| 400m | 56.83 | 1643 | NURME Tiidrek (EST) |
| 800m | 1:55.88 | 1643 | NURME Tiidrek (EST) |
| 1200m | 2:54.77 | 2393 | IGUIDER Abdalaati (MAR) |

HEAT 4

Start Time: 19:37

| Rank | Bib | Name | NOC Code | Date of Birth | Order | Result |
|---------------------------|-------|-------------------------|----------|-------------------------------|-------|--------------|
| 1 | 1256 | RAMZI Rashid | BRN | 17 JUN 1980 | 3 | 3:32.89 Q SB |
| 2 | 2401 | MOUSTAOUI Mohamed | MAR | 2 APR 1985 | 4 | 3:34.80 Q |
| 3 | 2255 | CHOGE Augustine Kiprono | KEN | 21 JAN 1987 | 9 | 3:35.47 Q |
| 4 | 2100 | OBRIST Christian | ITA | 20 NOV 1980 | 6 | 3:35.91 Q SB |
| 5 | 1298 | SULLIVAN Kevin | CAN | 20 MAR 1974 | 5 | 3:36.05 Q |
| 6 | 1909 | SCHLANGEN Carsten | GER | 31 DEC 1980 | 7 | 3:36.34 q |
| 7 | 1680 | WENDIMU Mulugeta | ETH | 7 JAN 1985 | 1 | 3:36.67 q |
| 8 | 2691 | ALI Thamer Kamal | QAT | 12 NOV 1988 | 2 | 3:41.08 |
| 9 | 1540 | FARAH Mahamoud | DJI | 4 SEP 1988 | 10 | 3:43.62 |
| 10 | 2414 | MASTER Chauncy | MAW | 2 JUN 1985 | 8 | 3:44.96 |
| 11 | 1015 | BOULAHFANE Kamel | ALG | 1 JUL 1976 | 11 | 3:45.59 |
| 12 | 1052 | RISELEY Jeffrey | AUS | 11 NOV 1986 | 12 | 3:53.95 |
| Intermediate Times | | | | | | |
| | 400m | 54.79 | 2255 | CHOGE Augustine Kiprono (KEN) | | |
| | 800m | 1:54.65 | 2255 | CHOGE Augustine Kiprono (KEN) | | |
| | 1200m | 2:53.99 | 2255 | CHOGE Augustine Kiprono (KEN) | | |

Qualification: First 5 in each heat (Q) and the next 4 fastest (q) advance to the Semifinals

Weather conditions at the beginning of the 1st heat

Temperature: 29 °C Humidity: 34 % Conditions: Sunny

| | | | | | |
|----------------------------|---------------------------|-------------------------|-----------------------------|--|--|
| Legend: | | | | | |
| DNS Did not Start | NR National Record | PB Personal Best | Q Qualified by place | | |
| q qualified by time | SB Season Best | | | | |



NATIONAL STADIUM
国家体育场
STADE NATIONAL

FRI 星期五 VEN
15 AUG 2008

ATHLETICS
田径 / ATHLÉTISME

MEN'S 1500m
男子1500米 / 1500 m - HOMMES

ROUND 1
第1轮 / 1ER TOUR



RESULTS SUMMARY

比赛成绩综合 / RÉSUMÉ DES RÉSULTATS

| | | | | | |
|-----------------------|----------------|---------------------------|-----|--------------|-------------|
| WORLD RECORD | 3:26.00 | EL GUERROUJ Hicham | MAR | Rome (ITA) | 14 JUL 1998 |
| OLYMPIC RECORD | 3:32.07 | NGENY Noah | KEN | Sydney (AUS) | 29 SEP 2000 |

| Rank | Bib | Name | NOC Code | Heat | Order | Position | Time | | |
|------|------|---------------------------|----------|------|-------|----------|---------|---|----|
| 1 | 1256 | RAMZI Rashid | BRN | 4 | 3 | 1 | 3:32.89 | Q | SB |
| 2 | 2401 | MOUSTAOUI Mohamed | MAR | 4 | 4 | 2 | 3:34.80 | Q | |
| 3 | 2255 | CHOGE Augustine Kiprono | KEN | 4 | 9 | 3 | 3:35.47 | Q | |
| 4 | 1720 | BAALA Mehdi | FRA | 1 | 7 | 1 | 3:35.87 | Q | |
| 5 | 2100 | OBRIST Christian | ITA | 4 | 6 | 4 | 3:35.91 | Q | SB |
| 6 | 2547 | WILLIS Nicholas | NZL | 1 | 2 | 2 | 3:36.01 | Q | |
| 7 | 2685 | BASHIR Daham Naim | QAT | 1 | 9 | 3 | 3:36.05 | Q | |
| 7 | 1298 | SULLIVAN Kevin | CAN | 4 | 5 | 5 | 3:36.05 | Q | |
| 9 | 1011 | BOUKENSA Tarek | ALG | 1 | 1 | 4 | 3:36.11 | Q | |
| 10 | 1672 | MEKONNEN Deresse | ETH | 1 | 11 | 5 | 3:36.22 | Q | |
| 11 | 2725 | van DEVENTER Juan | RSA | 3 | 9 | 1 | 3:36.32 | Q | |
| 12 | 1909 | SCHLANGEN Carsten | GER | 4 | 7 | 6 | 3:36.34 | q | |
| 13 | 1581 | CASADO Arturo | ESP | 3 | 5 | 2 | 3:36.42 | Q | |
| 14 | 1786 | BADDELEY Andy | GBR | 3 | 8 | 3 | 3:36.47 | Q | |
| 15 | 2393 | IGUIDER Abdalaati | MAR | 3 | 7 | 4 | 3:36.48 | Q | |
| 16 | 3278 | MANZANO Leonel | USA | 1 | 4 | 6 | 3:36.67 | q | SB |
| 16 | 1680 | WENDIMU Mulugeta | ETH | 4 | 1 | 7 | 3:36.67 | q | |
| 18 | 3196 | LOMONG Lopez | USA | 3 | 6 | 5 | 3:36.70 | Q | |
| 19 | 1251 | ALI Belal Mansoor | BRN | 3 | 12 | 6 | 3:36.84 | q | |
| 20 | 1228 | de SOUZA Hudson | BRA | 3 | 2 | 7 | 3:37.06 | | |
| 21 | 1673 | DABA Demma | ETH | 3 | 4 | 8 | 3:37.78 | | |
| 22 | 1643 | NURME Tiidrek | EST | 3 | 11 | 9 | 3:38.59 | | NR |
| 23 | 1029 | CARRIQUEO Javier | ARG | 1 | 3 | 7 | 3:39.36 | | SB |
| 24 | 1585 | ESTEVEZ Reyes | ESP | 1 | 12 | 8 | 3:39.62 | | |
| 25 | 2680 | FREEMAN David | PUR | 3 | 1 | 10 | 3:39.70 | | SB |
| 26 | 2691 | ALI Thamer Kamal | QAT | 4 | 2 | 8 | 3:41.08 | | |
| 27 | 2287 | KIPROP Asbel Kipruto | KEN | 2 | 3 | 1 | 3:41.28 | Q | |
| 28 | 1287 | BRANNEN Nathan | CAN | 2 | 1 | 2 | 3:41.45 | Q | |
| 29 | 2289 | KEMBOI Nicholas | KEN | 3 | 10 | 11 | 3:41.56 | | |
| 29 | 1310 | MILNE Taylor | CAN | 1 | 5 | 9 | 3:41.56 | | |
| 31 | 1582 | HIGUERO Juan Carlos | ESP | 2 | 2 | 3 | 3:41.70 | Q | |
| 32 | 3194 | LAGAT Bernard | USA | 2 | 5 | 4 | 3:41.98 | Q | |
| 33 | 2400 | BABA Youssef | MAR | 1 | 8 | 10 | 3:42.13 | | |
| 34 | 1006 | ZERGUELAIN Anta | ALG | 2 | 13 | 5 | 3:42.30 | Q | |
| 35 | 2845 | SHABUNIN Vyacheslav | RUS | 1 | 10 | 11 | 3:42.53 | | |
| 36 | 2901 | NAVA Goran | SRB | 2 | 12 | 6 | 3:42.92 | | NR |
| 37 | 1811 | LANCASHIRE Tom | GBR | 2 | 11 | 7 | 3:43.40 | | |
| 38 | 1540 | FARAH Mahamoud | DJI | 4 | 10 | 9 | 3:43.62 | | |
| 39 | 2041 | CRAGG Alistair | IRL | 2 | 8 | 8 | 3:44.90 | | |
| 40 | 2414 | MASTER Chauncy | MAW | 4 | 8 | 10 | 3:44.96 | | |
| 41 | 1574 | WELDAY Hais | ERI | 2 | 6 | 9 | 3:45.06 | | |
| 42 | 1552 | PIEDRA Byron | ECU | 3 | 3 | 12 | 3:45.57 | | |
| 43 | 1015 | BOULAHFANE Kamel | ALG | 4 | 11 | 11 | 3:45.59 | | |
| 44 | 2320 | SHAWEEN Mohammed Othman H | KSA | 2 | 9 | 10 | 3:45.82 | | |
| 45 | 1046 | KEALEY Mitchell | AUS | 2 | 4 | 11 | 3:46.31 | | |
| 46 | 2915 | ABDELGADIR Abdalla | SUD | 3 | 13 | 13 | 3:47.65 | | |



NATIONAL STADIUM
国家体育场
STADE NATIONAL

FRI 星期五 VEN
15 AUG 2008

ATHLETICS
田径 / ATHLÉTISME

MEN'S 1500m
男子1500米 / 1500 m - HOMMES

ROUND 1
第1轮 / 1ER TOUR



RESULTS SUMMARY

比赛成绩综合 / RÉSUMÉ DES RÉSULTATS

| Rank | Bib | Name | NOC Code | Heat | Order | Position | Time | |
|------|------|--------------------------|----------|------|-------|----------|----------------|----|
| 47 | 2965 | MSIBI Isaiah | SWZ | 2 | 10 | 12 | 3:51.35 | PB |
| 48 | 1052 | RISELEY Jeffrey | AUS | 4 | 12 | 12 | 3:53.95 | |
| | 2442 | BARRIOS Juan Luis | MEX | 1 | 6 | | DNS | |
| | 3102 | HESHKO Ivan | UKR | 2 | 7 | | DNS | |

Qualification: First 5 in each heat (Q) and the next 4 fastest (q) advance to the Semifinals

| | | | | | |
|----------------|---------------------|-----------|-----------------|-----------|--------------------|
| Legend: | | | | | |
| DNS | Did not Start | NR | National Record | PB | Personal Best |
| q | Qualified by result | SB | Season Best | Q | Qualified by place |





NATIONAL STADIUM
国家体育场
STADE NATIONAL

SUN 星期天 DIM
17 AUG 2008

ATHLETICS
田径 / ATHLÉTISME

MEN'S 1500m
男子1500米 / 1500 m - HOMMES

SEMIFINALS
半决赛 / DEMI-FINALES



RESULTS
比赛成绩 / RÉSULTATS

| | | | | | |
|-----------------------|----------------|---------------------------|-----|--------------|-------------|
| WORLD RECORD | 3:26.00 | EL GUERROUJ Hicham | MAR | Rome (ITA) | 14 JUL 1998 |
| OLYMPIC RECORD | 3:32.07 | NGENY Noah | KEN | Sydney (AUS) | 29 SEP 2000 |

SEMIFINAL 1 Start Time: 21:55

| Rank | Bib | Name | NOC Code | Date of Birth | Order | Result |
|------|------|----------------------|----------|---------------|-------|-----------|
| 1 | 2287 | KIPROP Asbel Kipruto | KEN | 30 JUN 1989 | 9 | 3:37.04 Q |
| 2 | 2393 | IGUIDER Abdalaati | MAR | 25 MAR 1987 | 11 | 3:37.21 Q |
| 3 | 1582 | HIGUERO Juan Carlos | ESP | 3 AUG 1978 | 6 | 3:37.31 Q |
| 4 | 2100 | OBRIST Christian | ITA | 20 NOV 1980 | 10 | 3:37.47 Q |
| 5 | 1251 | ALI Belal Mansoor | BRN | 17 OCT 1988 | 1 | 3:37.60 Q |
| 6 | 2725 | van DEVENTER Juan | RSA | 26 MAR 1983 | 3 | 3:37.75 q |
| 7 | 2685 | BASHIR Daham Naim | QAT | 8 NOV 1978 | 2 | 3:37.77 q |
| 8 | 1909 | SCHLANGEN Carsten | GER | 31 DEC 1980 | 12 | 3:37.94 |
| 9 | 1287 | BRANNEN Nathan | CAN | 8 SEP 1982 | 7 | 3:39.10 |
| 10 | 1680 | WENDIMU Mulugeta | ETH | 7 JAN 1985 | 5 | 3:40.16 |
| 11 | 1006 | ZERGUELAINE Antar | ALG | 4 JAN 1985 | 4 | 3:40.64 |
| 12 | 3196 | LOMONG Lopez | USA | 1 JAN 1985 | 8 | 3:41.00 |

Intermediate Times

| | | | |
|-------|---------|------|-------------------------|
| 400m | 57.81 | 1251 | ALI Belal Mansoor (BRN) |
| 800m | 2:00.53 | 1251 | ALI Belal Mansoor (BRN) |
| 1200m | 2:58.11 | 2393 | IGUIDER Abdalaati (MAR) |

SEMIFINAL 2 Start Time: 22:04

| Rank | Bib | Name | NOC Code | Date of Birth | Order | Result |
|------|------|-------------------------|----------|---------------|-------|-----------|
| 1 | 1256 | RAMZI Rashid | BRN | 17 JUN 1980 | 11 | 3:37.11 Q |
| 2 | 1720 | BAALA Mehdi | FRA | 17 AUG 1978 | 7 | 3:37.47 Q |
| 3 | 1786 | BADDELEY Andy | GBR | 20 JUN 1982 | 1 | 3:37.47 Q |
| 4 | 2255 | CHOGE Augustine Kiprono | KEN | 21 JAN 1987 | 6 | 3:37.54 Q |
| 5 | 2547 | WILLIS Nicholas | NZL | 25 APR 1983 | 9 | 3:37.54 Q |
| 6 | 3194 | LAGAT Bernard | USA | 12 DEC 1974 | 8 | 3:37.79 |
| 7 | 1672 | MEKONNEN Deresse | ETH | 20 OCT 1987 | 2 | 3:37.85 |
| 8 | 1011 | BOUKENSA Tarek | ALG | 19 NOV 1981 | 12 | 3:39.73 |
| 9 | 1298 | SULLIVAN Kevin | CAN | 20 MAR 1974 | 3 | 3:40.30 |
| 10 | 2401 | MOUSTAOUI Mohamed | MAR | 2 APR 1985 | 10 | 3:40.90 |
| 11 | 1581 | CASADO Arturo | ESP | 26 JAN 1983 | 4 | 3:41.57 |
| 12 | 3278 | MANZANO Leonel | USA | 12 SEP 1984 | 5 | 3:50.33 |

Intermediate Times

| | | | |
|-------|---------|------|-------------------------------|
| 400m | 1:00.47 | 1581 | CASADO Arturo (ESP) |
| 800m | 2:02.05 | 1581 | CASADO Arturo (ESP) |
| 1200m | 2:57.28 | 2255 | CHOGE Augustine Kiprono (KEN) |

Qualification: First 5 in each heat (Q) and the next 2 fastest (q) advance to the Final

Weather conditions at the beginning of the 1st heat

Temperature: 23 °C Humidity: 72 % Conditions: Cloudy

| |
|---|
| Legend: |
| Q Qualified by place q qualified by time |



NATIONAL STADIUM
国家体育场
STADE NATIONAL

SUN 星期天 DIM
17 AUG 2008

ATHLETICS
田径 / ATHLÉTISME

MEN'S 1500m
男子1500米 / 1500 m - HOMMES

SEMIFINALS
半决赛 / DEMI-FINALES



RESULTS SUMMARY

比赛成绩综合 / RÉSUMÉ DES RÉSULTATS

| | | | | | |
|-----------------------|----------------|---------------------------|-----|--------------|-------------|
| WORLD RECORD | 3:26.00 | EL GUERROUJ Hicham | MAR | Rome (ITA) | 14 JUL 1998 |
| OLYMPIC RECORD | 3:32.07 | NGENY Noah | KEN | Sydney (AUS) | 29 SEP 2000 |

| Rank | Bib | Name | NOC Code | Heat | Order | Position | Time | |
|------|------|-------------------------|----------|------|-------|----------|---------|---|
| 1 | 2287 | KIPROP Asbel Kipruto | KEN | 1 | 9 | 1 | 3:37.04 | Q |
| 2 | 1256 | RAMZI Rashid | BRN | 2 | 11 | 1 | 3:37.11 | Q |
| 3 | 2393 | IGUIDER Abdalaati | MAR | 1 | 11 | 2 | 3:37.21 | Q |
| 4 | 1582 | HIGUERO Juan Carlos | ESP | 1 | 6 | 3 | 3:37.31 | Q |
| 5 | 1720 | BAALA Mehdi | FRA | 2 | 7 | 2 | 3:37.47 | Q |
| 5 | 1786 | BADDELEY Andy | GBR | 2 | 1 | 3 | 3:37.47 | Q |
| 5 | 2100 | OBRIST Christian | ITA | 1 | 10 | 4 | 3:37.47 | Q |
| 8 | 2255 | CHOGE Augustine Kiprono | KEN | 2 | 6 | 4 | 3:37.54 | Q |
| 9 | 2547 | WILLIS Nicholas | NZL | 2 | 9 | 5 | 3:37.54 | Q |
| 10 | 1251 | ALI Belal Mansoor | BRN | 1 | 1 | 5 | 3:37.60 | Q |
| 11 | 2725 | van DEVENTER Juan | RSA | 1 | 3 | 6 | 3:37.75 | q |
| 12 | 2685 | BASHIR Daham Naim | QAT | 1 | 2 | 7 | 3:37.77 | q |
| 13 | 3194 | LAGAT Bernard | USA | 2 | 8 | 6 | 3:37.79 | |
| 14 | 1672 | MEKONNEN Deresse | ETH | 2 | 2 | 7 | 3:37.85 | |
| 15 | 1909 | SCHLANGEN Carsten | GER | 1 | 12 | 8 | 3:37.94 | |
| 16 | 1287 | BRANNEN Nathan | CAN | 1 | 7 | 9 | 3:39.10 | |
| 17 | 1011 | BOUKENSA Tarek | ALG | 2 | 12 | 8 | 3:39.73 | |
| 18 | 1680 | WENDIMU Mulugeta | ETH | 1 | 5 | 10 | 3:40.16 | |
| 19 | 1298 | SULLIVAN Kevin | CAN | 2 | 3 | 9 | 3:40.30 | |
| 20 | 1006 | ZERGUELAIN Anta | ALG | 1 | 4 | 11 | 3:40.64 | |
| 21 | 2401 | MOUSTAOU Mohamed | MAR | 2 | 10 | 10 | 3:40.90 | |
| 22 | 3196 | LOMONG Lopez | USA | 1 | 8 | 12 | 3:41.00 | |
| 23 | 1581 | CASADO Arturo | ESP | 2 | 4 | 11 | 3:41.57 | |
| 24 | 3278 | MANZANO Leonel | USA | 2 | 5 | 12 | 3:50.33 | |

Qualification: First 5 in each heat (Q) and the next 2 fastest (q) advance to the Final

| |
|---|
| Legend: |
| Q Qualified by place q Qualified by result |



NATIONAL STADIUM
国家体育场
STADE NATIONAL

TUE 星期二 MAR
19 AUG 2008
22:50

ATHLETICS
田径 / ATHLÉTISME

MEN'S 1500m
男子1500米 / 1500 m - HOMMES

FINAL
决赛 / FINALE



RESULTS

比赛成绩 / RÉSULTATS

| | | | | | |
|-----------------------|----------------|---------------------------|-----|--------------|-------------|
| WORLD RECORD | 3:26.00 | EL GUERROUJ Hicham | MAR | Rome (ITA) | 14 JUL 1998 |
| OLYMPIC RECORD | 3:32.07 | NGENY Noah | KEN | Sydney (AUS) | 29 SEP 2000 |

| Rank | Bib | Name | NOC Code | Date of Birth | Order | Result |
|------|------|-------------------------|----------|---------------|-------|----------------|
| 1 | 1256 | RAMZI Rashid | BRN | 17 JUN 1980 | 1 | 3:32.94 |
| 2 | 2287 | KIPROP Asbel Kipruto | KEN | 30 JUN 1989 | 10 | 3:33.11 |
| 3 | 2547 | WILLIS Nicholas | NZL | 25 APR 1983 | 12 | 3:34.16 |
| 4 | 1720 | BAALA Mehdi | FRA | 17 AUG 1978 | 9 | 3:34.21 |
| 5 | 1582 | HIGUERO Juan Carlos | ESP | 3 AUG 1978 | 11 | 3:34.44 |
| 6 | 2393 | IGUIDER Abdalaati | MAR | 25 MAR 1987 | 6 | 3:34.66 |
| 7 | 2725 | van DEVENTER Juan | RSA | 26 MAR 1983 | 4 | 3:34.77 |
| 8 | 1251 | ALI Belal Mansoor | BRN | 17 OCT 1988 | 5 | 3:35.23 |
| 9 | 1786 | BADDELEY Andy | GBR | 20 JUN 1982 | 7 | 3:35.37 |
| 10 | 2255 | CHOGE Augustine Kiprono | KEN | 21 JAN 1987 | 3 | 3:35.50 |
| 11 | 2685 | BASHIR Daham Naim | QAT | 8 NOV 1978 | 2 | 3:37.68 |
| 12 | 2100 | OBRIST Christian | ITA | 20 NOV 1980 | 8 | 3:39.87 |

| | | | | |
|---------------------------|--------------|---------|------|-------------------------------|
| Intermediate Times | 400m | 56.48 | 2287 | KIPROP Asbel Kipruto (KEN) |
| | 800m | 1:56.06 | 2255 | CHOGE Augustine Kiprono (KEN) |
| | 1200m | 2:53.67 | 2255 | CHOGE Augustine Kiprono (KEN) |

Weather conditions

Temperature: 29 °C Humidity: 57 % Conditions: Cloudy

Results Progression



MEN'S 1500M FINAL

National Stadium / TUE 19 AUG 2008

World Record 3: 26.00 EL GUERROUJ Hicham MAR Rome(ITA) 14 JUL 1998
Olympic Record 3: 32.07 NGENY Noah KEN Sydney(AUS) 29 SEP 2000

| Rk | Bib | Name | NOC | Date of Birth | Phase | Order | Position | Time | | |
|----|------|--------------------------------|------------|---------------|---------------|-------|----------|---------|---|----|
| 1 | 1256 | <u>RAMZI Rashid</u> | <u>BRN</u> | 17 JUN 1980 | Final | 1 | 1 | 3:32.94 | | |
| | | | | | Semifinal 2/2 | 11 | 1 | 3:37.11 | Q | |
| | | | | | Round 1 4/4 | 3 | 1 | 3:32.89 | Q | SB |
| 2 | 2287 | <u>KIPROP Asbel Kipruto</u> | <u>KEN</u> | 30 JUN 1989 | Final | 10 | 2 | 3:33.11 | | |
| | | | | | Semifinal 1/2 | 9 | 1 | 3:37.04 | Q | |
| | | | | | Round 1 2/4 | 3 | 1 | 3:41.28 | Q | |
| 3 | 2547 | <u>WILLIS Nicholas</u> | <u>NZL</u> | 25 APR 1983 | Final | 12 | 3 | 3:34.16 | | |
| | | | | | Semifinal 2/2 | 9 | 5 | 3:37.54 | Q | |
| | | | | | Round 1 1/4 | 2 | 2 | 3:36.01 | Q | |
| 4 | 1720 | <u>BAALA Mehdi</u> | <u>FRA</u> | 17 AUG 1978 | Final | 9 | 4 | 3:34.21 | | |
| | | | | | Semifinal 2/2 | 7 | 2 | 3:37.47 | Q | |
| | | | | | Round 1 1/4 | 7 | 1 | 3:35.87 | Q | |
| 5 | 1582 | <u>HIGUERO Juan Carlos</u> | <u>ESP</u> | 3 AUG 1978 | Final | 11 | 5 | 3:34.44 | | |
| | | | | | Semifinal 1/2 | 6 | 3 | 3:37.31 | Q | |
| | | | | | Round 1 2/4 | 2 | 3 | 3:41.70 | Q | |
| 6 | 2393 | <u>IGUIDER Abdalaati</u> | <u>MAR</u> | 25 MAR 1987 | Final | 6 | 6 | 3:34.66 | | |
| | | | | | Semifinal 1/2 | 11 | 2 | 3:37.21 | Q | |
| | | | | | Round 1 3/4 | 7 | 4 | 3:36.48 | Q | |
| 7 | 2725 | <u>van DEVENTER Juan</u> | <u>RSA</u> | 26 MAR 1983 | Final | 4 | 7 | 3:34.77 | | |
| | | | | | Semifinal 1/2 | 3 | 6 | 3:37.75 | q | |
| | | | | | Round 1 3/4 | 9 | 1 | 3:36.32 | Q | |
| 8 | 1251 | <u>ALI Belal Mansoor</u> | <u>BRN</u> | 17 OCT 1988 | Final | 5 | 8 | 3:35.23 | | |
| | | | | | Semifinal 1/2 | 1 | 5 | 3:37.60 | Q | |
| | | | | | Round 1 3/4 | 12 | 6 | 3:36.84 | q | |
| 9 | 1786 | <u>BADDELEY Andy</u> | <u>GBR</u> | 20 JUN 1982 | Final | 7 | 9 | 3:35.37 | | |
| | | | | | Semifinal 2/2 | 1 | 3 | 3:37.47 | Q | |
| | | | | | Round 1 3/4 | 8 | 3 | 3:36.47 | Q | |
| 10 | 2255 | <u>CHOGE Augustine Kiprono</u> | <u>KEN</u> | 21 JAN 1987 | Final | 3 | 10 | 3:35.50 | | |
| | | | | | Semifinal 2/2 | 6 | 4 | 3:37.54 | Q | |
| | | | | | Round 1 4/4 | 9 | 3 | 3:35.47 | Q | |
| 11 | 2685 | <u>BASHIR Daham Naim</u> | <u>QAT</u> | 8 NOV 1978 | Final | 2 | 11 | 3:37.68 | | |
| | | | | | Semifinal 1/2 | 2 | 7 | 3:37.77 | q | |
| | | | | | Round 1 1/4 | 9 | 3 | 3:36.05 | Q | |
| 12 | 2100 | <u>OBRIST Christian</u> | <u>ITA</u> | 20 NOV 1980 | Final | 8 | 12 | 3:39.87 | | |
| | | | | | Semifinal 1/2 | 10 | 4 | 3:37.47 | Q | |
| | | | | | Round 1 4/4 | 6 | 4 | 3:35.91 | Q | SB |

Legend

| | | | |
|----------------------------|------------------------------|----------------------------|----------------------------------|
| AR - Area Record | DNF - Did not Finish | DNS - Did not Start | DQ - Disqualified |
| NR - National Record | OR - Olympic Record | PB - Personal Best | Q - Qualified by place |
| q - Qualified by result | R - IAAF Rule | RK - Rank | SB - Season Best |
| WJR - World Junior Record | WR - World Record | =AR - Equal Area Record | =NR - Equal National Record |
| =OR - Equal Olympic Record | =PB - Equalled Personal Best | =SB - Equalled Season Best | =WJR - Equal World Junior Record |
| =WR - Equal World Record | | | |

23:06:27 19 AUG 2008
 ATM015000_C74D 3.0



NATIONAL STADIUM
国家体育场
STADE NATIONAL

WED 星期三 MER
20 AUG 2008

ATHLETICS
田径 / ATHLÉTISME

MEN'S 5000m
男子5000米 / 5000 m - HOMMES

ROUND 1
第1轮 / 1ER TOUR



RESULTS
比赛成绩 / RÉSULTATS

| | | | | | |
|-----------------------|-----------------|--------------------------------|-----|-----------------------|-------------|
| WORLD RECORD | 12:37.35 | BEYECHA Kenenisa Bekele | ETH | Hengelo (NED) | 31 MAY 2004 |
| OLYMPIC RECORD | 13:05.59 | AOUITA Said | MAR | Los Angeles, CA (USA) | 11 AUG 1984 |

HEAT 1 Start Time: 20:15

| Rank | Bib | Name | NOC Code | Date of Birth | Order | Result |
|------|------|---------------------|----------|---------------|-------|------------|
| 1 | 3241 | TEGENKAMP Matthew | USA | 19 JAN 1982 | 8 | 13:37.36 Q |
| 2 | 2260 | KIPCHOGE Eliud | KEN | 5 MAY 1984 | 11 | 13:37.50 Q |
| 3 | 1657 | BEKELE Tariku | ETH | 28 FEB 1987 | 12 | 13:37.63 Q |
| 4 | 1571 | TADESSE Kidane | ERI | 1 JAN 1987 | 5 | 13:37.72 Q |
| 5 | 1633 | BEZABEH Aelemayehu | ESP | 1 JAN 1986 | 1 | 13:37.88 q |
| 6 | 2041 | CRAGG Alistair | IRL | 13 JUN 1980 | 14 | 13:38.57 q |
| 7 | 2442 | BARRIOS Juan Luis | MEX | 24 JUN 1983 | 13 | 13:42.39 q |
| 8 | 2389 | SELMOUNI Anis | MAR | 15 MAR 1979 | 7 | 13:43.70 |
| 9 | 1258 | KHAMIS Aadam | BRN | 12 FEB 1989 | 3 | 13:44.76 |
| 10 | 1041 | BIRMINGHAM Collis | AUS | 27 DEC 1984 | 9 | 13:44.90 |
| 11 | 3056 | KUSURO Geoffrey | UGA | 12 FEB 1989 | 10 | 13:50.50 |
| 12 | 2692 | ZAMAN Sultan Khamis | QAT | 23 JUL 1985 | 6 | 13:53.38 |
| 13 | 2211 | MATSUMIYA Takayuki | JPN | 21 FEB 1980 | 2 | 14:20.24 |
| 14 | 2479 | MIN THU Soe | MYA | 25 SEP 1988 | 4 | 15:50.56 |

Intermediate Times

| | | | |
|-------|----------|------|----------------------|
| 1000m | 2:45.60 | 2041 | CRAGG Alistair (IRL) |
| 2000m | 5:31.53 | 2041 | CRAGG Alistair (IRL) |
| 3000m | 8:19.28 | 1258 | KHAMIS Aadam (BRN) |
| 4000m | 11:08.43 | 2260 | KIPCHOGE Eliud (KEN) |

HEAT 2 Start Time: 20:35

| Rank | Bib | Name | NOC Code | Date of Birth | Order | Result |
|------|------|----------------------|----------|---------------|-------|------------|
| 1 | 2245 | SOI Edwin Cheruiyot | KEN | 3 MAR 1986 | 3 | 13:46.41 Q |
| 2 | 3054 | KIPSIRO Moses Ndiema | UGA | 2 SEP 1986 | 7 | 13:46.58 Q |
| 3 | 1658 | CHERKOS Abreham | ETH | 23 SEP 1989 | 10 | 13:47.60 Q |
| 4 | 1589 | ESPANA Jesus | ESP | 21 AUG 1978 | 14 | 13:48.88 Q |
| 5 | 1568 | ABDALLA Ali | ERI | 12 NOV 1982 | 9 | 13:49.68 |
| 6 | 1802 | FARAH Mohamed | GBR | 23 MAR 1983 | 6 | 13:50.95 |
| 7 | 2539 | BLINCOE Adrian | NZL | 4 NOV 1979 | 5 | 13:55.27 |
| 8 | 2396 | MAROFIT Mourad | MAR | 26 JAN 1982 | 13 | 14:00.76 |
| 9 | 3160 | DOBSON Ian | USA | 6 FEB 1982 | 2 | 14:05.47 |
| 10 | 3315 | WAMULWA Tonny | ZAM | 8 AUG 1989 | 11 | 14:06.96 |
| 11 | 1298 | SULLIVAN Kevin | CAN | 20 MAR 1974 | 4 | 14:09.16 |
| 12 | 1019 | SAIDI-SIEF Ali | ALG | 15 MAR 1978 | 8 | 14:15.00 |
| 13 | 2562 | ALMASSRI Nader | PLE | 26 JAN 1980 | 12 | 14:41.10 |
| | 1256 | RAMZI Rashid | BRN | 17 JUN 1980 | 1 | DNS |

Intermediate Times

| | | | |
|-------|----------|------|----------------------------|
| 1000m | 2:57.63 | 3054 | KIPSIRO Moses Ndiema (UGA) |
| 2000m | 5:53.17 | 1802 | FARAH Mohamed (GBR) |
| 3000m | 8:40.02 | 1802 | FARAH Mohamed (GBR) |
| 4000m | 11:18.99 | 3054 | KIPSIRO Moses Ndiema (UGA) |



NATIONAL STADIUM
国家体育场
STADE NATIONAL

WED 星期三 MER
20 AUG 2008

ATHLETICS
田径 / ATHLÉTISME

MEN'S 5000m
男子5000米 / 5000 m - HOMMES

ROUND 1
第1轮 / 1ER TOUR



RESULTS

比赛成绩 / RÉSULTATS

HEAT 3

Start Time: 20:55

| Rank | Bib | Name | NOC Code | Date of Birth | Order | Result |
|------|------|-----------------------------|----------|---------------|-------|-------------|
| 1 | 3194 | LAGAT Bernard | USA | 12 DEC 1974 | 3 | 13:39.70 Q |
| 2 | 2699 | C'KURUI James Kwalia | QAT | 12 JUN 1984 | 6 | 13:39.96 Q |
| 3 | 1662 | BEKELE Kenenisa | ETH | 13 JUN 1982 | 5 | 13:40.13 Q |
| 4 | 2277 | LONGOSIWA Thomas Pkemei | KEN | 14 MAY 1988 | 7 | 13:41.30 Q |
| 5 | 1050 | MOTTRAM Craig | AUS | 18 JUN 1980 | 10 | 13:44.39 |
| 6 | 2322 | AL-OUTAIBI Moukheld | KSA | 20 JUN 1976 | 2 | 13:47.00 |
| 7 | 2199 | TAKEZAWA Kensuke | JPN | 11 OCT 1986 | 1 | 13:49.42 SB |
| 8 | 1135 | RIZKI Monder | BEL | 16 AUG 1979 | 14 | 13:54.41 |
| 9 | 1586 | GARCIA Alberto | ESP | 22 FEB 1971 | 9 | 13:58.20 |
| 10 | 2918 | BANDI Philipp | SUI | 28 SEP 1977 | 11 | 13:59.68 |
| 11 | 2410 | ENNAJI EL IDRISSE Abdelaziz | MAR | 8 DEC 1986 | 4 | 14:05.30 |
| 12 | 2894 | IBRAHIM Abdinasir Said | SOM | 1 FEB 1990 | 12 | 14:21.58 |
| | 3047 | BAYRAK Selim | TUR | 30 NOV 1987 | 15 | DNS |
| | 2441 | GALVAN David | MEX | 6 APR 1973 | 13 | DNS |
| | 1252 | MAHBOOB Hasan | BRN | 31 DEC 1981 | 8 | DNS |

Intermediate Times

| | | | |
|-------|----------|------|-------------------------------|
| 1000m | 2:44.41 | 2918 | BANDI Philipp (SUI) |
| 2000m | 5:31.41 | 2918 | BANDI Philipp (SUI) |
| 3000m | 8:24.09 | 2277 | LONGOSIWA Thomas Pkemei (KEN) |
| 4000m | 11:15.19 | 3194 | LAGAT Bernard (USA) |

Qualification: First 4 in each heat (Q) and the next 3 fastest (q) advance to the Final

Weather conditions at the beginning of the 1st heat

Temperature: 29 °C Humidity: 60 % Conditions: Cloudy

| Legend: | |
|---------|--------------------|
| DNS | Did not Start |
| Q | Qualified by place |
| q | qualified by time |
| SB | Season Best |



NATIONAL STADIUM
国家体育场
STADE NATIONAL

WED 星期三 MER
20 AUG 2008

ATHLETICS
田径 / ATHLÉTISME

MEN'S 5000m
男子5000米 / 5000 m - HOMMES

ROUND 1
第1轮 / 1ER TOUR



RESULTS SUMMARY

比赛成绩综合 / RÉSUMÉ DES RÉSULTATS

| | | | | | |
|-----------------------|-----------------|--------------------------------|-----|-----------------------|-------------|
| WORLD RECORD | 12:37.35 | BEYECHA Kenenisa Bekele | ETH | Hengelo (NED) | 31 MAY 2004 |
| OLYMPIC RECORD | 13:05.59 | AOUITA Said | MAR | Los Angeles, CA (USA) | 11 AUG 1984 |

| Rank | Bib | Name | NOC Code | Heat | Order | Position | Time | |
|------|------|-----------------------------|----------|------|-------|----------|----------|----|
| 1 | 3241 | TEGENKAMP Matthew | USA | 1 | 8 | 1 | 13:37.36 | Q |
| 2 | 2260 | KIPCHOGE Eliud | KEN | 1 | 11 | 2 | 13:37.50 | Q |
| 3 | 1657 | BEKELE Tariku | ETH | 1 | 12 | 3 | 13:37.63 | Q |
| 4 | 1571 | TADESSE Kidane | ERI | 1 | 5 | 4 | 13:37.72 | Q |
| 5 | 1633 | BEZABEH Aelemayehu | ESP | 1 | 1 | 5 | 13:37.88 | q |
| 6 | 2041 | CRAGG Alistair | IRL | 1 | 14 | 6 | 13:38.57 | q |
| 7 | 3194 | LAGAT Bernard | USA | 3 | 3 | 1 | 13:39.70 | Q |
| 8 | 2699 | C'KURUI James Kwalia | QAT | 3 | 6 | 2 | 13:39.96 | Q |
| 9 | 1662 | BEKELE Kenenisa | ETH | 3 | 5 | 3 | 13:40.13 | Q |
| 10 | 2277 | LONGOSIWA Thomas Pkemei | KEN | 3 | 7 | 4 | 13:41.30 | Q |
| 11 | 2442 | BARRIOS Juan Luis | MEX | 1 | 13 | 7 | 13:42.39 | q |
| 12 | 2389 | SELMOUNI Anis | MAR | 1 | 7 | 8 | 13:43.70 | |
| 13 | 1050 | MOTTRAM Craig | AUS | 3 | 10 | 5 | 13:44.39 | |
| 14 | 1258 | KHAMIS Aadam | BRN | 1 | 3 | 9 | 13:44.76 | |
| 15 | 1041 | BIRMINGHAM Collis | AUS | 1 | 9 | 10 | 13:44.90 | |
| 16 | 2245 | SOI Edwin Cheruiyot | KEN | 2 | 3 | 1 | 13:46.41 | Q |
| 17 | 3054 | KIPSIRO Moses Ndiema | UGA | 2 | 7 | 2 | 13:46.58 | Q |
| 18 | 2322 | AL-OUTAIBI Moukheld | KSA | 3 | 2 | 6 | 13:47.00 | |
| 19 | 1658 | CHERKOS Abreham | ETH | 2 | 10 | 3 | 13:47.60 | Q |
| 20 | 1589 | ESPANA Jesus | ESP | 2 | 14 | 4 | 13:48.88 | Q |
| 21 | 2199 | TAKEZAWA Kensuke | JPN | 3 | 1 | 7 | 13:49.42 | SB |
| 22 | 1568 | ABDALLA Ali | ERI | 2 | 9 | 5 | 13:49.68 | |
| 23 | 3056 | KUSURO Geoffrey | UGA | 1 | 10 | 11 | 13:50.50 | |
| 24 | 1802 | FARAH Mohamed | GBR | 2 | 6 | 6 | 13:50.95 | |
| 25 | 2692 | ZAMAN Sultan Khamis | QAT | 1 | 6 | 12 | 13:53.38 | |
| 26 | 1135 | RIZKI Monder | BEL | 3 | 14 | 8 | 13:54.41 | |
| 27 | 2539 | BLINCOE Adrian | NZL | 2 | 5 | 7 | 13:55.27 | |
| 28 | 1586 | GARCIA Alberto | ESP | 3 | 9 | 9 | 13:58.20 | |
| 29 | 2918 | BANDI Philipp | SUI | 3 | 11 | 10 | 13:59.68 | |
| 30 | 2396 | MAROFIT Mourad | MAR | 2 | 13 | 8 | 14:00.76 | |
| 31 | 2410 | ENNAJI EL IDRISSE Abdelaziz | MAR | 3 | 4 | 11 | 14:05.30 | |
| 32 | 3160 | DOBSON Ian | USA | 2 | 2 | 9 | 14:05.47 | |
| 33 | 3315 | WAMULWA Tonny | ZAM | 2 | 11 | 10 | 14:06.96 | |
| 34 | 1298 | SULLIVAN Kevin | CAN | 2 | 4 | 11 | 14:09.16 | |
| 35 | 1019 | SAIDI-SIEF Ali | ALG | 2 | 8 | 12 | 14:15.00 | |
| 36 | 2211 | MATSUMIYA Takayuki | JPN | 1 | 2 | 13 | 14:20.24 | |
| 37 | 2894 | IBRAHIM Abdinasir Said | SOM | 3 | 12 | 12 | 14:21.58 | |
| 38 | 2562 | ALMASSRI Nader | PLE | 2 | 12 | 13 | 14:41.10 | |
| 39 | 2479 | MIN THU Soe | MYA | 1 | 4 | 14 | 15:50.56 | |
| | 3047 | BAYRAK Selim | TUR | 3 | 15 | | DNS | |
| | 2441 | GALVAN David | MEX | 3 | 13 | | DNS | |
| | 1252 | MAHBOOB Hasan | BRN | 3 | 8 | | DNS | |
| | 1256 | RAMZI Rashid | BRN | 2 | 1 | | DNS | |

Qualification: First 4 in each heat (Q) and the next 3 fastest (q) advance to the Final



NATIONAL STADIUM
国家体育场
STADE NATIONAL

WED 星期三 MER
20 AUG 2008

ATHLETICS
田径 / ATHLÉTISME

MEN'S 5000m
男子5000米 / 5000 m - HOMMES

ROUND 1
第1轮 / 1ER TOUR



RESULTS SUMMARY

比赛成绩综合 / RÉSUMÉ DES RÉSULTATS

| | | | | | | |
|----------------|---------------|----------|--------------------|----------|---------------------|-----------------------|
| Legend: | | | | | | |
| DNS | Did not Start | Q | Qualified by place | q | Qualified by result | SB Season Best |



NATIONAL STADIUM
国家体育场
STADE NATIONAL

SAT 星期六 SAM
23 AUG 2008
20:10

ATHLETICS
田径 / ATHLÉTISME

MEN'S 5000m
男子5000米 / 5000 m - HOMMES

FINAL
决赛 / FINALE



RESULTS

比赛成绩 / RÉSULTATS

| | | | | | |
|-----------------------|-----------------|--------------------------------|-----|-----------------------|-------------|
| WORLD RECORD | 12:37.35 | BEYECHA Kenenisa Bekele | ETH | Hengelo (NED) | 31 MAY 2004 |
| OLYMPIC RECORD | 13:05.59 | AOUITA Said | MAR | Los Angeles, CA (USA) | 11 AUG 1984 |

| Rank | Bib | Name | NOC Code | Date of Birth | Order | Result | |
|------|------|--------------------------------|----------|---------------|-------|-----------------|----|
| 1 | 1662 | BEKELE Kenenisa | ETH | 13 JUN 1982 | 3 | 12:57.82 | OR |
| 2 | 2260 | KIPCHOGE Eliud | KEN | 5 MAY 1984 | 8 | 13:02.80 | |
| 3 | 2245 | SOI Edwin Cheruiyot | KEN | 3 MAR 1986 | 15 | 13:06.22 | SB |
| 4 | 3054 | KIPSIRO Moses Ndiema | UGA | 2 SEP 1986 | 9 | 13:10.56 | |
| 5 | 1658 | CHERKOS Abreham | ETH | 23 SEP 1989 | 10 | 13:16.46 | |
| 6 | 1657 | BEKELE Tariku | ETH | 28 FEB 1987 | 6 | 13:19.06 | |
| 7 | 2442 | BARRIOS Juan Luis | MEX | 24 JUN 1983 | 2 | 13:19.79 | SB |
| 8 | 2699 | C'KURUI James Kwalia | QAT | 12 JUN 1984 | 4 | 13:23.48 | |
| 9 | 3194 | LAGAT Bernard | USA | 12 DEC 1974 | 1 | 13:26.89 | |
| 10 | 1571 | TADESSE Kidane | ERI | 1 JAN 1987 | 12 | 13:28.40 | |
| 11 | 1633 | BEZABEH Aelemayehu | ESP | 1 JAN 1986 | 13 | 13:30.48 | |
| 12 | 2277 | LONGOSIWA Thomas Pkemei | KEN | 14 MAY 1988 | 5 | 13:31.34 | |
| 13 | 3241 | TEGENKAMP Matthew | USA | 19 JAN 1982 | 7 | 13:33.13 | |
| 14 | 1589 | ESPANA Jesus | ESP | 21 AUG 1978 | 14 | 13:55.94 | |
| | 2041 | CRAGG Alistair | IRL | 13 JUN 1980 | 11 | DNF | |

| | | | | |
|---------------------------|--------------|----------|------|-----------------------|
| Intermediate Times | 1000m | 2:45.49 | 1657 | BEKELE Tariku (ETH) |
| | 2000m | 5:22.29 | 1657 | BEKELE Tariku (ETH) |
| | 3000m | 8:00.85 | 1662 | BEKELE Kenenisa (ETH) |
| | 4000m | 10:32.52 | 1662 | BEKELE Kenenisa (ETH) |

Weather conditions

Temperature: 30 °C Humidity: 44 % Conditions: Cloudy

| | | | |
|----------------|---------------------------|--------------------------|-----------------------|
| Legend: | DNF Did not Finish | OR Olympic Record | SB Season Best |
|----------------|---------------------------|--------------------------|-----------------------|

Results Progression



MEN'S 5000M FINAL

National Stadium / SAT 23 AUG 2008

World Record 12:37.35 BEKELE Kenenisa ETH Hengelo(NED) 31 MAY 2004
Olympic Record 13:05.59 AOUITA Said MAR Los Angeles, CA(USA) 11 AUG 1984

| Rk | Bib | Name | NOC | Date of Birth | Phase | Order | Position | Time | |
|----|------|--------------------------------|------------|---------------|-------------|-------|----------|----------|----------|
| 1 | 1662 | <u>BEKELE Kenenisa</u> | <u>ETH</u> | 13 JUN 1982 | Final | 3 | 1 | 12:57.82 | OR |
| | | | | | Round 1 3/3 | 5 | 3 | 13:40.13 | Q |
| 2 | 2260 | <u>KIPCHOGE Eliud</u> | <u>KEN</u> | 5 MAY 1984 | Final | 8 | 2 | 13:02.80 | |
| | | | | | Round 1 1/3 | 11 | 2 | 13:37.50 | Q |
| 3 | 2245 | <u>SOI Edwin Cheruiyot</u> | <u>KEN</u> | 3 MAR 1986 | Final | 15 | 3 | 13:06.22 | SB |
| | | | | | Round 1 2/3 | 3 | 1 | 13:46.41 | Q |
| 4 | 3054 | <u>KIPSIRO Moses Ndiema</u> | <u>UGA</u> | 2 SEP 1986 | Final | 9 | 4 | 13:10.56 | |
| | | | | | Round 1 2/3 | 7 | 2 | 13:46.58 | Q |
| 5 | 1658 | <u>CHERKOS Abreham</u> | <u>ETH</u> | 23 SEP 1989 | Final | 10 | 5 | 13:16.46 | |
| | | | | | Round 1 2/3 | 10 | 3 | 13:47.60 | Q |
| 6 | 1657 | <u>BEKELE Tariku</u> | <u>ETH</u> | 28 FEB 1987 | Final | 6 | 6 | 13:19.06 | |
| | | | | | Round 1 1/3 | 12 | 3 | 13:37.63 | Q |
| 7 | 2442 | <u>BARRIOS Juan Luis</u> | <u>MEX</u> | 24 JUN 1983 | Final | 2 | 7 | 13:19.79 | SB |
| | | | | | Round 1 1/3 | 13 | 7 | 13:42.39 | q |
| 8 | 2699 | <u>C'KURUI James Kwalia</u> | <u>QAT</u> | 12 JUN 1984 | Final | 4 | 8 | 13:23.48 | |
| | | | | | Round 1 3/3 | 6 | 2 | 13:39.96 | Q |
| 9 | 3194 | <u>LAGAT Bernard</u> | <u>USA</u> | 12 DEC 1974 | Final | 1 | 9 | 13:26.89 | |
| | | | | | Round 1 3/3 | 3 | 1 | 13:39.70 | Q |
| 10 | 1571 | <u>TADESSE Kidane</u> | <u>ERI</u> | 1 JAN 1987 | Final | 12 | 10 | 13:28.40 | |
| | | | | | Round 1 1/3 | 5 | 4 | 13:37.72 | Q |
| 11 | 1633 | <u>BEZABEH Aelemayehu</u> | <u>ESP</u> | 1 JAN 1986 | Final | 13 | 11 | 13:30.48 | |
| | | | | | Round 1 1/3 | 1 | 5 | 13:37.88 | q |
| 12 | 2277 | <u>LONGOSIWA Thomas Pkemei</u> | <u>KEN</u> | 14 MAY 1988 | Final | 5 | 12 | 13:31.34 | |
| | | | | | Round 1 3/3 | 7 | 4 | 13:41.30 | Q |
| 13 | 3241 | <u>TEGENKAMP Matthew</u> | <u>USA</u> | 19 JAN 1982 | Final | 7 | 13 | 13:33.13 | |
| | | | | | Round 1 1/3 | 8 | 1 | 13:37.36 | Q |
| 14 | 1589 | <u>ESPANA Jesus</u> | <u>ESP</u> | 21 AUG 1978 | Final | 14 | 14 | 13:55.94 | |
| | | | | | Round 1 2/3 | 14 | 4 | 13:48.88 | Q |
| | 2041 | <u>CRAGG Alistair</u> | <u>IRL</u> | 13 JUN 1980 | Final | 11 | | DNF | |
| | | | | | Round 1 1/3 | 14 | 6 | 13:38.57 | q |

Legend

| | | | |
|----------------------------|------------------------------|----------------------------|----------------------------------|
| AR - Area Record | DNF - Did not Finish | DNS - Did not Start | DQ - Disqualified |
| NR - National Record | OR - Olympic Record | PB - Personal Best | Q - Qualified by place |
| q - Qualified by result | R - IAAF Rule | Rk - Rank | SB - Season Best |
| WJR - World Junior Record | WR - World Record | =AR - Equal Area Record | =NR - Equal National Record |
| =OR - Equal Olympic Record | =PB - Equalled Personal Best | =SB - Equalled Season Best | =WJR - Equal World Junior Record |
| =WR - Equal World Record | | | |

20:30:01 23 AUG 2008
 ATM050000_C74D 2.0



NATIONAL STADIUM
国家体育场
STADE NATIONAL

SUN 星期天 DIM
17 AUG 2008
22:45

ATHLETICS
田径 / ATHLÉTISME

MEN'S 10,000m
男子10000米 / 10000 m - HOMMES

FINAL
决赛 / FINALE



RESULTS

比赛成绩 / RÉSULTATS

| | | | | | |
|-----------------------|-----------------|------------------------|-----|----------------|-------------|
| WORLD RECORD | 26:17.53 | BEKELE Kenenisa | ETH | Brussels (BEL) | 26 AUG 2005 |
| OLYMPIC RECORD | 27:05.10 | BEKELE Kenenisa | ETH | Athens (GRE) | 20 AUG 2004 |

| Rank | Bib | Name | NOC Code | Date of Birth | Order | Result | |
|------|------|---------------------------|----------|---------------|-------|----------|----|
| 1 | 1662 | BEKELE Kenenisa | ETH | 13 JUN 1982 | 15 | 27:01.17 | OR |
| 2 | 1663 | SIHINE Sileshi | ETH | 9 MAY 1983 | 30 | 27:02.77 | |
| 3 | 2275 | KOGO Micah | KEN | 3 JUN 1986 | 8 | 27:04.11 | SB |
| 4 | 2243 | MASAI Moses Ndiema | KEN | 1 JUN 1986 | 10 | 27:04.11 | SB |
| 5 | 3324 | TADESE Zersenay | ERI | 1 JAN 1982 | 29 | 27:05.11 | |
| 6 | 1664 | GBRSELASSIE Haile | ETH | 18 APR 1973 | 7 | 27:06.68 | |
| 7 | 2281 | MATHATHI Martin Irungu | KEN | 25 DEC 1958 | 27 | 27:08.25 | PB |
| 8 | 2688 | ABDULLAH Ahmad Hassan | QAT | 29 JUL 1981 | 19 | 27:23.75 | SB |
| 9 | 2971 | NAASI Fabiano Joseph | TAN | 24 DEC 1985 | 31 | 27:25.33 | |
| 10 | 3051 | TOROITICH Boniface Kiprof | UGA | 9 DEC 1985 | 32 | 27:27.28 | |
| 11 | 3047 | BAYRAK Selim | TUR | 30 NOV 1987 | 39 | 27:29.33 | NR |
| 12 | 1571 | TADESSE Kidane | ERI | 1 JAN 1987 | 9 | 27:36.11 | |
| 13 | 3227 | RUPP Galen | USA | 8 MAY 1986 | 24 | 27:36.99 | SB |
| 14 | 2970 | MKAMI Dickson Marwa | TAN | 9 MAR 1982 | 6 | 27:48.03 | |
| 15 | 3280 | ABDIRAHMAN Abdi | USA | 1 JAN 1977 | 12 | 27:52.53 | |
| 16 | 2404 | FALIL Abdellah | MAR | 1 JAN 1976 | 37 | 27:53.14 | |
| 17 | 1588 | de la OSSA Juan Carlos | ESP | 25 NOV 1976 | 14 | 27:54.20 | |
| 18 | 1252 | MAHBOOB Hasan | BRN | 31 DEC 1981 | 1 | 27:55.14 | |
| 19 | 2857 | DISI Dieudonne | RWA | 24 NOV 1980 | 28 | 27:56.74 | |
| 20 | 2686 | RASHED Essa Ismail | QAT | 14 DEC 1986 | 4 | 27:58.67 | |
| 21 | 2975 | SHAURI Samwel | TAN | 30 DEC 1985 | 23 | 28:06.26 | |
| 22 | 2695 | KIBORE Felix Kikwai | QAT | 18 FEB 1988 | 13 | 28:11.92 | |
| 23 | 1615 | CASTILLEJO Carles | ESP | 18 AUG 1978 | 3 | 28:13.68 | |
| 24 | 1584 | LAMDASSEM Ayad | ESP | 11 OCT 1981 | 38 | 28:13.73 | |
| 25 | 3244 | TORRES Jorge | USA | 22 AUG 1980 | 2 | 28:13.93 | |
| 26 | 2029 | SINGH Surendra | IND | 1 OCT 1978 | 36 | 28:13.97 | |
| 27 | 1084 | WEIDLINGER Guenther | AUT | 5 APR 1978 | 11 | 28:14.38 | |
| 28 | 2199 | TAKEZAWA Kensuke | JPN | 11 OCT 1986 | 22 | 28:23.28 | |
| 29 | 2436 | ROMERO Juan Carlos | MEX | 15 DEC 1977 | 5 | 28:26.57 | |
| 30 | 2829 | IVANOV Sergey | RUS | 12 JAN 1979 | 20 | 28:34.72 | |
| 31 | 2211 | MATSUMIYA Takayuki | JPN | 21 FEB 1980 | 17 | 28:39.77 | |
| 32 | 1572 | MEDHIN Teklemariam | ERI | 24 JUN 1989 | 25 | 28:54.33 | |
| 33 | 1313 | GILLIS Eric | CAN | 8 MAR 1980 | 35 | 29:08.10 | |
| 34 | 2673 | SILVA Rui Pedro | POR | 6 MAY 1981 | 16 | 29:09.03 | |
| 35 | 2435 | SUAREZ Alejandro | MEX | 30 NOV 1980 | 34 | 29:24.78 | |
| | 2409 | EL HACHIMI Mohamed | MAR | 5 SEP 1980 | 21 | DNF | |
| | 2441 | GALVAN David | MEX | 6 APR 1973 | 33 | DNF | |
| | 3321 | NYASANGO Cutbert | ZIM | 17 SEP 1982 | 18 | DNF | |
| | 1018 | AGGOUNE Khoudir | ALG | 5 JAN 1981 | 26 | DNS | |

| | | | | |
|--------------------|-------|----------|------|-------------------------|
| Intermediate Times | 1000m | 2:50.15 | 2435 | SUAREZ Alejandro (MEX) |
| | 2000m | 5:27.32 | 1571 | TADESSE Kidane (ERI) |
| | 3000m | 8:09.93 | 1571 | TADESSE Kidane (ERI) |
| | 4000m | 10:59.51 | 1571 | TADESSE Kidane (ERI) |
| | 5000m | 13:48.00 | 1571 | TADESSE Kidane (ERI) |
| | 6000m | 16:33.92 | 1664 | GBRSELASSIE Haile (ETH) |
| | 7000m | 19:14.71 | 3324 | TADESE Zersenay (ERI) |
| | 8000m | 21:53.78 | 3324 | TADESE Zersenay (ERI) |
| | 9000m | 24:34.07 | 2275 | KOGO Micah (KEN) |



NATIONAL STADIUM
 国家体育场
 STADE NATIONAL

SUN 星期天 DIM
 17 AUG 2008
 22:45

ATHLETICS
 田径 / ATHLÉTISME

MEN'S 10,000m
 男子10000米 / 10000 m - HOMMES

FINAL
 决赛 / FINALE



RESULTS
 比赛成绩 / RÉSULTATS

Weather conditions

Temperature: 21 °C Humidity: 78 % Conditions: Cloudy

| | | | | | | | |
|----------------|----------------|------------|---------------|-----------|-----------------|-----------|----------------|
| Legend: | | DNS | Did not Start | NR | National Record | OR | Olympic Record |
| DNF | Did not Finish | SB | Season Best | | | | |
| PB | Personal Best | | | | | | |





DETAILED RESULTS
详细比赛成绩 / RÉSULTATS DÉTAILLÉS

| | | | | | |
|-----------------------|----------------|--------------------------|-----|-----------------------|-------------|
| WORLD RECORD | 2:04:26 | GBRSELASSIE Haile | ETH | Berlin (GER) | 30 SEP 2007 |
| OLYMPIC RECORD | 2:09:21 | LOPES Carlos | POR | Los Angeles, CA (USA) | 12 AUG 1984 |

| Rank | Bib | Name | NOC Code | Date of Birth | Result | Time Behind | | | | | | | | | | | | | | | |
|------|------|-----------------------------|----------|---------------|----------------|-------------|------------|------------|------------|--------------|--------------|--------------|--------------|--------------|--------------|--|--|--|--|------|------|
| | | | | | | | 5km | 10km | 15km | 20km | Half | 25km | 30km | 35km | 40km | | | | | | |
| 1 | 2263 | WANSIRU Samuel Kamau | KEN | 10 NOV 1986 | 2:06:32 | | | | | | | | | | | | | | | | OR |
| | | | | | | | 14:52 (1) | 29:26 (8) | 44:37 (5) | 59:10 (5) | 1:02:34 (2) | 1:13:58 (5) | 1:29:14 (2) | 1:44:37 (1) | 1:59:54 (1) | | | | | | 6:38 |
| | | | | | | | 14:34 | 15:11 | 14:33 | 3:24 | 11:24 | 15:16 | 15:23 | 15:17 | | | | | | | |
| 2 | 2391 | GHARIB Jaouad | MAR | 22 MAY 1972 | 2:07:16 | | | | | | | | | | | | | | | | 0:44 |
| | | | | | | | 14:53 (8) | 29:26 (6) | 44:37 (7) | 59:10 (4) | 1:02:34 (5) | 1:13:58 (3) | 1:29:18 (3) | 1:44:38 (3) | 2:00:12 (2) | | | | | | |
| | | | | | | | 14:33 | 15:11 | 14:33 | 3:24 | 11:24 | 15:20 | 15:20 | 15:34 | | | | | | 7:04 | |
| 3 | 1651 | KEBEDE Tsegay | ETH | 15 JAN 1987 | 2:10:00 | | | | | | | | | | | | | | | | 3:28 |
| | | | | | | | 14:54 (14) | 29:32 (9) | 44:37 (8) | 59:33 (7) | 1:02:50 (6) | 1:14:43 (6) | 1:30:25 (6) | 1:46:29 (6) | 2:02:37 (4) | | | | | | |
| | | | | | | | 14:38 | 15:05 | 14:56 | 3:17 | 11:53 | 15:42 | 16:04 | 16:08 | | | | | | 7:23 | |
| 4 | 1650 | MERGA Deriba | ETH | 26 OCT 1980 | 2:10:21 | | | | | | | | | | | | | | | | 3:49 |
| | | | | | | | 14:52 (4) | 29:25 (2) | 44:37 (6) | 59:10 (1) | 1:02:34 (3) | 1:13:58 (2) | 1:29:14 (1) | 1:44:37 (2) | 2:01:51 (3) | | | | | | |
| | | | | | | | 14:33 | 15:12 | 14:33 | 3:24 | 11:24 | 15:16 | 15:23 | 17:14 | | | | | | 8:30 | |
| 5 | 2261 | LEL Martin | KEN | 28 OCT 1978 | 2:10:24 | | | | | | | | | | | | | | | | 3:52 |
| | | | | | | | 14:52 (5) | 29:25 (3) | 44:36 (1) | 59:10 (3) | 1:02:34 (4) | 1:13:58 (4) | 1:29:23 (4) | 1:46:07 (5) | 2:02:58 (5) | | | | | | |
| | | | | | | | 14:33 | 15:11 | 14:34 | 3:24 | 11:24 | 15:25 | 16:44 | 16:51 | | | | | | 7:26 | |
| 6 | 2926 | ROTHLIN Viktor | SUI | 14 OCT 1974 | 2:10:35 | | | | | | | | | | | | | | | | 4:03 |
| | | | | | | | 14:53 (13) | 29:44 (14) | 44:57 (13) | 1:00:23 (11) | 1:03:49 (10) | 1:15:54 (10) | 1:31:38 (8) | 1:47:57 (8) | 2:03:54 (7) | | | | | | |
| | | | | | | | 14:51 | 15:13 | 15:26 | 3:26 | 12:05 | 15:44 | 16:19 | 15:57 | | | | | | 6:41 | |
| 7 | 1652 | ASFAW Gashaw | ETH | 25 SEP 1978 | 2:10:52 | | | | | | | | | | | | | | | | 4:20 |
| | | | | | | | 14:54 (21) | 29:40 (13) | 44:44 (11) | 1:00:14 (10) | 1:03:50 (11) | 1:16:13 (12) | 1:32:08 (11) | 1:48:17 (9) | 2:04:18 (8) | | | | | | |
| | | | | | | | 14:46 | 15:04 | 15:30 | 3:36 | 12:23 | 15:55 | 16:09 | 16:01 | | | | | | 6:34 | |
| 8 | 1575 | ASMEROM Yared | ERI | 4 FEB 1980 | 2:11:11 | | | | | | | | | | | | | | | | 4:39 |
| | | | | | | | 14:52 (3) | 29:25 (4) | 44:37 (3) | 59:33 (8) | 1:02:50 (7) | 1:14:43 (7) | 1:30:26 (7) | 1:46:29 (7) | 2:03:39 (6) | | | | | | |
| | | | | | | | 14:33 | 15:12 | 14:56 | 3:17 | 11:53 | 15:43 | 16:03 | 17:10 | | | | | | 7:32 | |
| 9 | 3224 | RITZENHEIN Dathan | USA | 30 DEC 1982 | 2:11:59 | | | | | | | | | | | | | | | | 5:27 |
| | | | | | | | 14:59 (30) | 29:58 (19) | 45:11 (17) | 1:00:30 (13) | 1:03:54 (12) | 1:15:57 (11) | 1:31:47 (10) | 1:48:23 (10) | 2:04:50 (9) | | | | | | |
| | | | | | | | 14:59 | 15:13 | 15:19 | 3:24 | 12:03 | 15:50 | 16:36 | 16:27 | | | | | | 7:09 | |
| 10 | 3174 | HALL Ryan | USA | 14 OCT 1982 | 2:12:33 | | | | | | | | | | | | | | | | 6:01 |
| | | | | | | | 15:03 (42) | 30:11 (26) | 45:32 (21) | 1:01:04 (18) | 1:04:29 (17) | 1:16:43 (15) | 1:32:35 (13) | 1:48:33 (11) | 2:05:30 (10) | | | | | | |
| | | | | | | | 15:08 | 15:21 | 15:32 | 3:25 | 12:14 | 15:52 | 15:58 | 16:57 | | | | | | 7:03 | |
| 11 | 3318 | FOKORONI Mike | ZIM | 10 JAN 1977 | 2:13:17 | | | | | | | | | | | | | | | | 6:45 |
| | | | | | | | 14:54 (15) | 30:03 (23) | 45:46 (23) | 1:01:31 (21) | 1:05:00 (20) | 1:17:20 (18) | 1:33:10 (16) | 1:49:37 (12) | 2:06:10 (11) | | | | | | |
| | | | | | | | 15:09 | 15:43 | 15:45 | 3:29 | 12:20 | 15:50 | 16:27 | 16:33 | | | | | | 7:07 | |
| 12 | 2085 | BALDINI Stefano | ITA | 25 MAY 1971 | 2:13:25 | | | | | | | | | | | | | | | | 6:53 |
| | | | | | | | 15:41 (62) | 31:22 (56) | 47:10 (54) | 1:02:45 (38) | 1:06:14 (36) | 1:18:31 (34) | 1:34:10 (17) | 1:50:21 (18) | 2:06:34 (13) | | | | | | |
| | | | | | | | 15:41 | 15:48 | 15:35 | 3:29 | 12:17 | 15:39 | 16:11 | 16:13 | | | | | | 6:51 | |



DETAILED RESULTS
详细比赛成绩 / RÉSULTATS DÉTAILLÉS

| Rank | Bib | Name | NOC Code | Date of Birth | Result | Time Behind | | | | | | | | | | | | | | |
|------|------|-----------------------------|----------|---------------|----------------|-------------|------------|------------|------------|--------------|--------------|--------------|--------------|--------------|--------------|--|--|--|--|----|
| | | | | | | | 5km | 10km | 15km | 20km | Half | 25km | 30km | 35km | 40km | | | | | |
| 13 | 2203 | OGATA Tsuyoshi | JPN | 11 MAY 1973 | 2:13:26 | 6:54 | | | | | | | | | | | | | | SB |
| | | | | | | | 15:04 (46) | 30:26 (34) | 46:01 (30) | 1:02:11 (28) | 1:05:43 (25) | 1:18:22 (26) | 1:34:10 (20) | 1:50:20 (17) | 2:06:34 (12) | | | | | |
| | | | | | | | 15:22 | 15:35 | 16:10 | 3:32 | 12:39 | 15:48 | 16:10 | 16:14 | 6:52 | | | | | |
| 14 | 2832 | ANDREEV Grigoriy | RUS | 7 JAN 1976 | 2:13:33 | 7:01 | | | | | | | | | | | | | | |
| | | | | | | | 15:42 (64) | 31:22 (59) | 47:10 (52) | 1:02:45 (39) | 1:06:14 (39) | 1:18:31 (33) | 1:34:10 (19) | 1:50:21 (19) | 2:06:35 (14) | | | | | |
| | | | | | | | 15:40 | 15:48 | 15:35 | 3:29 | 12:17 | 15:39 | 16:11 | 16:14 | 6:58 | | | | | |
| 15 | 2125 | PERTILE Ruggero | ITA | 8 AUG 1974 | 2:13:39 | 7:07 | | | | | | | | | | | | | | |
| | | | | | | | 15:48 (77) | 31:47 (72) | 47:49 (64) | 1:03:46 (55) | 1:07:17 (52) | 1:19:27 (39) | 1:35:04 (28) | 1:51:00 (24) | 2:06:53 (15) | | | | | |
| | | | | | | | 15:59 | 16:02 | 15:57 | 3:31 | 12:10 | 15:37 | 15:56 | 15:53 | 6:46 | | | | | |
| 16 | 1608 | MARTINEZ Jose Manuel | ESP | 22 OCT 1971 | 2:14:00 | 7:28 | | | | | | | | | | | | | | |
| | | | | | | | 14:53 (9) | 29:25 (1) | 44:38 (10) | 1:00:25 (12) | 1:03:55 (13) | 1:16:36 (14) | 1:32:48 (14) | 1:49:50 (15) | 2:06:54 (16) | | | | | |
| | | | | | | | 14:32 | 15:13 | 15:47 | 3:30 | 12:41 | 16:12 | 17:02 | 17:04 | 7:06 | | | | | |
| 17 | 1690 | KIRWA Francis | FIN | 28 NOV 1974 | 2:14:22 | 7:50 | | | | | | | | | | | | | | |
| | | | | | | | 15:01 (35) | 30:12 (27) | 45:50 (24) | 1:01:36 (23) | 1:05:03 (21) | 1:17:19 (17) | 1:33:10 (15) | 1:49:44 (14) | 2:07:01 (17) | | | | | |
| | | | | | | | 15:11 | 15:38 | 15:46 | 3:27 | 12:16 | 15:51 | 16:34 | 17:17 | 7:21 | | | | | |
| 18 | 2310 | LEE Myongseung | KOR | 14 AUG 1979 | 2:14:37 | 8:05 | | | | | | | | | | | | | | |
| | | | | | | | 15:03 (43) | 30:29 (37) | 46:13 (31) | 1:02:11 (30) | 1:05:43 (26) | 1:18:23 (27) | 1:34:11 (23) | 1:50:29 (21) | 2:07:14 (18) | | | | | |
| | | | | | | | 15:26 | 15:44 | 15:58 | 3:32 | 12:40 | 15:48 | 16:18 | 16:45 | 7:23 | | | | | |
| 19 | 1686 | HOLMEN Janne | FIN | 26 SEP 1977 | 2:14:44 | 8:12 | | | | | | | | | | | | | | |
| | | | | | | | 15:24 (59) | 30:59 (52) | 46:48 (44) | 1:02:38 (35) | 1:06:08 (34) | 1:18:30 (30) | 1:34:11 (24) | 1:50:39 (22) | 2:07:36 (20) | | | | | |
| | | | | | | | 15:35 | 15:49 | 15:50 | 3:30 | 12:22 | 15:41 | 16:28 | 16:57 | 7:08 | | | | | |
| 20 | 2394 | GOMRI Abderrahim | MAR | 21 MAY 1976 | 2:15:00 | 8:28 | | | | | | | | | | | | | | |
| | | | | | | | 15:00 (33) | 29:37 (11) | 44:37 (9) | 59:43 (9) | 1:03:07 (9) | 1:15:29 (9) | 1:31:44 (9) | 1:49:38 (13) | 2:07:24 (19) | | | | | |
| | | | | | | | 14:37 | 15:00 | 15:06 | 3:24 | 12:22 | 16:15 | 17:54 | 17:46 | 7:36 | | | | | |
| 21 | 2834 | SOKOLOV Alexey | RUS | 14 NOV 1979 | 2:15:57 | 9:25 | | | | | | | | | | | | | | |
| | | | | | | | 15:37 (61) | 31:22 (57) | 47:09 (51) | 1:02:44 (37) | 1:06:14 (37) | 1:18:30 (32) | 1:34:50 (26) | 1:51:34 (25) | 2:08:47 (22) | | | | | |
| | | | | | | | 15:45 | 15:47 | 15:35 | 3:30 | 12:16 | 16:20 | 16:44 | 17:13 | 7:10 | | | | | |
| 22 | 3231 | SELL Brian | USA | 11 APR 1978 | 2:16:07 | 9:35 | | | | | | | | | | | | | | |
| | | | | | | | 15:43 (71) | 31:23 (66) | 47:09 (49) | 1:02:44 (36) | 1:06:14 (41) | 1:18:30 (31) | 1:34:10 (18) | 1:50:27 (20) | 2:08:26 (21) | | | | | |
| | | | | | | | 15:40 | 15:46 | 15:35 | 3:30 | 12:16 | 15:40 | 16:17 | 17:59 | 7:41 | | | | | |
| 23 | 2108 | ANDRIANI Ottaviano | ITA | 4 JAN 1974 | 2:16:10 | 9:38 | | | | | | | | | | | | | | |
| | | | | | | | 15:49 (78) | 31:56 (75) | 48:02 (67) | 1:04:08 (57) | 1:07:39 (55) | 1:20:07 (49) | 1:36:10 (34) | 1:52:42 (27) | 2:09:14 (24) | | | | | |
| | | | | | | | 16:07 | 16:06 | 16:06 | 3:31 | 12:28 | 16:03 | 16:32 | 16:32 | 6:56 | | | | | |
| 24 | 1828 | ROBINSON Dan | GBR | 13 JAN 1975 | 2:16:14 | 9:42 | | | | | | | | | | | | | | |
| | | | | | | | 15:45 (74) | 31:56 (76) | 48:13 (72) | 1:04:27 (59) | 1:08:03 (58) | 1:20:32 (52) | 1:36:23 (37) | 1:52:58 (30) | 2:09:21 (25) | | | | | |
| | | | | | | | 16:11 | 16:17 | 16:14 | 3:36 | 12:29 | 15:51 | 16:35 | 16:23 | 6:53 | | | | | |
| 25 | 1329 | DENG Haiyang | CHN | 15 OCT 1984 | 2:16:17 | 9:45 | | | | | | | | | | | | | | |
| | | | | | | | 14:53 (12) | 29:58 (20) | 46:00 (25) | 1:02:11 (29) | 1:05:43 (28) | 1:18:22 (24) | 1:34:10 (22) | 1:50:56 (23) | 2:08:51 (23) | | | | | |
| | | | | | | | 15:05 | 16:02 | 16:11 | 3:32 | 12:39 | 15:48 | 16:46 | 17:55 | 7:26 | | | | | |



DETAILED RESULTS
详细比赛成绩 / RÉSULTATS DÉTAILLÉS

| Rank | Bib | Name | NOC Code | Date of Birth | Result | Time Behind | | | | | | | | | | | | | | |
|------|------|-------------------------------|----------|---------------|----------------|-------------|------------|------------|------------|--------------|--------------|--------------|--------------|--------------|--------------|--|--|--|--|--|
| | | | | | | | 5km | 10km | 15km | 20km | Half | 25km | 30km | 35km | 40km | | | | | |
| 26 | 2405 | BOURAMDANE Abderrahime | MAR | 1 JAN 1978 | 2:17:42 | 11:10 | | | | | | | | | | | | | | |
| | | | | | | | 14:59 (32) | 30:02 (22) | 45:16 (18) | 1:00:46 (14) | 1:04:12 (14) | 1:16:27 (13) | 1:32:30 (12) | 1:50:07 (16) | 2:09:43 (27) | | | | | |
| | | | | | | | 15:03 | 15:14 | 15:30 | 3:26 | 12:15 | 16:03 | 17:37 | 19:36 | 7:59 | | | | | |
| 27 | 3122 | MATVIYCHUK Vasyl | UKR | 13 JAN 1982 | 2:17:50 | 11:18 | | | | | | | | | | | | | | |
| | | | | | | | 15:41 (63) | 31:23 (64) | 47:09 (50) | 1:02:45 (40) | 1:06:14 (38) | 1:18:31 (36) | 1:34:39 (25) | 1:52:13 (26) | 2:10:16 (28) | | | | | |
| | | | | | | | 15:42 | 15:46 | 15:36 | 3:29 | 12:17 | 16:08 | 17:34 | 18:03 | 7:34 | | | | | |
| 28 | 2304 | LEE Bongju | KOR | 11 OCT 1970 | 2:17:56 | 11:24 | | | | | | | | | | | | | | |
| | | | | | | | 15:03 (44) | 30:42 (43) | 46:58 (46) | 1:03:05 (44) | 1:06:46 (44) | 1:19:42 (42) | 1:36:29 (38) | 1:53:31 (33) | 2:10:30 (29) | | | | | |
| | | | | | | | 15:39 | 16:16 | 16:07 | 3:41 | 12:56 | 16:47 | 17:02 | 16:59 | 7:26 | | | | | |
| 29 | 2836 | KULKOV Oleg | RUS | 6 MAR 1978 | 2:18:11 | 11:39 | | | | | | | | | | | | | | |
| | | | | | | | 15:42 (66) | 31:24 (67) | 47:20 (59) | 1:03:38 (52) | 1:07:15 (51) | 1:20:07 (50) | 1:36:47 (42) | 1:54:08 (36) | 2:11:16 (32) | | | | | |
| | | | | | | | 15:42 | 15:56 | 16:18 | 3:37 | 12:52 | 16:40 | 17:21 | 17:08 | 6:55 | | | | | |
| 30 | 2645 | GOMES Paulo | POR | 15 MAY 1973 | 2:18:15 | 11:43 | | | | | | | | | | | | | | |
| | | | | | | | 15:05 (48) | 30:42 (42) | 46:52 (45) | 1:03:17 (48) | 1:06:55 (47) | 1:19:55 (46) | 1:36:29 (39) | 1:53:25 (32) | 2:10:33 (30) | | | | | |
| | | | | | | | 15:37 | 16:10 | 16:25 | 3:38 | 13:00 | 16:34 | 16:56 | 17:08 | 7:42 | | | | | |
| 31 | 3052 | MALINGA Alex | UGA | 27 JUL 1974 | 2:18:26 | 11:54 | | | | | | | | | | | | | | |
| | | | | | | | 15:03 (40) | 30:36 (41) | 46:28 (37) | 1:02:46 (42) | 1:06:14 (42) | 1:19:03 (38) | 1:36:20 (35) | 1:53:51 (35) | 2:11:21 (33) | | | | | |
| | | | | | | | 15:33 | 15:52 | 16:18 | 3:28 | 12:49 | 17:17 | 17:31 | 17:30 | 7:05 | | | | | |
| 32 | 2455 | CORDERO Carlos | MEX | 7 JAN 1977 | 2:18:40 | 12:08 | | | | | | | | | | | | | | |
| | | | | | | | 15:42 (67) | 31:22 (60) | 47:10 (53) | 1:02:45 (41) | 1:06:14 (40) | 1:18:31 (35) | 1:35:22 (33) | 1:53:12 (31) | 2:11:05 (31) | | | | | |
| | | | | | | | 15:40 | 15:48 | 15:35 | 3:29 | 12:17 | 16:51 | 17:50 | 17:53 | 7:35 | | | | | |
| 33 | 2676 | RI Kum Song | PRK | 23 MAY 1980 | 2:19:08 | 12:36 | | | | | | | | | | | | | | |
| | | | | | | | 15:34 (60) | 31:22 (62) | 47:35 (61) | 1:04:10 (58) | 1:07:54 (57) | 1:20:51 (54) | 1:37:37 (45) | 1:54:53 (41) | 2:11:44 (35) | | | | | |
| | | | | | | | 15:48 | 16:13 | 16:35 | 3:44 | 12:57 | 16:46 | 17:16 | 16:51 | 7:24 | | | | | |
| 34 | 2629 | SZOST Henryk | POL | 20 JAN 1982 | 2:19:43 | 13:11 | | | | | | | | | | | | | | |
| | | | | | | | 14:59 (31) | 30:19 (29) | 46:01 (26) | 1:02:10 (25) | 1:05:43 (27) | 1:18:22 (25) | 1:34:57 (27) | 1:52:56 (29) | 2:11:25 (34) | | | | | |
| | | | | | | | 15:20 | 15:42 | 16:09 | 3:33 | 12:39 | 16:35 | 17:59 | 18:29 | 8:18 | | | | | |
| 35 | 1973 | GARCIA Jose Amado | GUA | 13 SEP 1977 | 2:20:15 | 13:43 | | | | | | | | | | | | | | |
| | | | | | | | 14:58 (29) | 30:19 (30) | 46:01 (27) | 1:02:11 (27) | 1:05:43 (29) | 1:18:23 (28) | 1:35:15 (31) | 1:53:34 (34) | 2:12:12 (36) | | | | | |
| | | | | | | | 15:21 | 15:42 | 16:10 | 3:32 | 12:40 | 16:52 | 18:19 | 18:38 | 8:03 | | | | | |
| 36 | 1569 | KIFLE Yonas | ERI | 5 NOV 1977 | 2:20:23 | 13:51 | | | | | | | | | | | | | | |
| | | | | | | | 14:52 (2) | 29:26 (5) | 44:37 (2) | 59:10 (2) | 1:02:34 (1) | 1:13:58 (1) | 1:29:29 (5) | 1:46:05 (4) | 2:09:32 (26) | | | | | |
| | | | | | | | 14:34 | 15:11 | 14:33 | 3:24 | 11:24 | 15:31 | 16:36 | 23:27 | 10:51 | | | | | |
| 37 | 1261 | SAEED Nasar Sakar | BRN | 26 JAN 1976 | 2:20:24 | 13:52 | | | | | | | | | | | | | | |
| | | | | | | | 15:02 (37) | 31:12 (55) | 47:10 (56) | 1:03:16 (46) | 1:06:52 (45) | 1:19:42 (44) | 1:36:30 (41) | 1:54:22 (38) | 2:12:39 (37) | | | | | |
| | | | | | | | 16:10 | 15:58 | 16:06 | 3:36 | 12:50 | 16:48 | 17:52 | 18:17 | 7:45 | | | | | |
| 38 | 1232 | de SOUSA Jose | BRA | 22 APR 1971 | 2:20:25 | 13:53 | | | | | | | | | | | | | | |
| | | | | | | | 15:43 (70) | 31:51 (74) | 48:26 (75) | 1:05:15 (72) | 1:09:05 (71) | 1:22:11 (64) | 1:38:55 (56) | 1:56:17 (45) | 2:13:15 (39) | | | | | |
| | | | | | | | 16:08 | 16:35 | 16:49 | 3:50 | 13:06 | 16:44 | 17:22 | 16:58 | 7:10 | | | | | |



DETAILED RESULTS
详细比赛成绩 / RÉSULTATS DÉTAILLÉS

| Rank | Bib | Name | NOC Code | Date of Birth | Result | Time Behind | | | | | | | | | | | | | | |
|------|------|----------------------------|----------|---------------|----------------|-------------|------------|------------|------------|--------------|--------------|--------------|--------------|--------------|--------------|--|--|--|--|------|
| | | | | | | | 5km | 10km | 15km | 20km | Half | 25km | 30km | 35km | 40km | | | | | |
| 39 | 2494 | MAASE Kamiel | NED | 20 OCT 1971 | 2:20:30 | 13:58 | | | | | | | | | | | | | | |
| | | | | | | | 15:57 (88) | 32:11 (82) | 48:26 (74) | 1:04:47 (65) | 1:08:21 (60) | 1:21:04 (56) | 1:37:46 (48) | 1:55:14 (42) | 2:12:54 (38) | | | | | 7:36 |
| | | | | | | | | 16:14 | 16:15 | 16:21 | 3:34 | 12:43 | 16:42 | 17:28 | 17:40 | | | | | |
| 40 | 2674 | PAK Song Chol | PRK | 10 NOV 1984 | 2:21:16 | 14:44 | | | | | | | | | | | | | | |
| | | | | | | | 15:02 (39) | 30:30 (38) | 46:14 (32) | 1:02:31 (33) | 1:06:07 (33) | 1:19:00 (37) | 1:36:21 (36) | 1:54:15 (37) | 2:13:16 (40) | | | | | 8:00 |
| | | | | | | | | 15:28 | 15:44 | 16:17 | 3:36 | 12:53 | 17:21 | 17:54 | 19:01 | | | | | |
| 41 | 2428 | MUSINSCHI Iaroslav | MDA | 8 AUG 1976 | 2:21:18 | 14:46 | | | | | | | | | | | | | | |
| | | | | | | | 15:51 (82) | 31:46 (69) | 48:02 (66) | 1:04:28 (60) | 1:08:03 (59) | 1:20:56 (55) | 1:37:37 (44) | 1:55:30 (44) | 2:13:29 (42) | | | | | 7:49 |
| | | | | | | | | 15:55 | 16:16 | 16:26 | 3:35 | 12:53 | 16:41 | 17:53 | 17:59 | | | | | |
| 42 | 2675 | KIM Il Nam | PRK | 15 MAR 1980 | 2:21:51 | 15:19 | | | | | | | | | | | | | | |
| | | | | | | | 15:50 (79) | 32:10 (79) | 48:59 (81) | 1:06:02 (78) | 1:09:47 (75) | 1:22:50 (71) | 1:39:57 (62) | 1:57:21 (53) | 2:14:30 (44) | | | | | 7:21 |
| | | | | | | | | 16:20 | 16:49 | 17:03 | 3:45 | 13:03 | 17:07 | 17:24 | 17:09 | | | | | |
| 43 | 1417 | CARDONA Juan Carlos | COL | 7 SEP 1974 | 2:21:57 | 15:25 | | | | | | | | | | | | | | |
| | | | | | | | 15:51 (81) | 32:11 (81) | 48:37 (79) | 1:05:16 (73) | 1:09:04 (70) | 1:21:55 (60) | 1:38:55 (55) | 1:56:20 (46) | 2:14:09 (43) | | | | | 7:48 |
| | | | | | | | | 16:20 | 16:26 | 16:39 | 3:48 | 12:51 | 17:00 | 17:25 | 17:49 | | | | | |
| 44 | 2730 | RAMAALA Hendrick | RSA | 2 FEB 1972 | 2:22:43 | 16:11 | | | | | | | | | | | | | | |
| | | | | | | | 14:53 (11) | 29:59 (21) | 45:32 (22) | 1:01:39 (24) | 1:05:21 (23) | 1:18:01 (22) | 1:34:10 (21) | 1:52:51 (28) | 2:13:23 (41) | | | | | 9:20 |
| | | | | | | | | 15:06 | 15:33 | 16:07 | 3:42 | 12:40 | 16:09 | 18:41 | 20:32 | | | | | |
| 45 | 2501 | BASNET Arjun | NEP | 3 DEC 1975 | 2:23:09 | 16:37 | | | | | | | | | | | | | | PB |
| | | | | | | | 15:56 (87) | 32:12 (84) | 48:31 (77) | 1:05:08 (68) | 1:08:50 (65) | 1:21:55 (61) | 1:39:02 (59) | 1:57:00 (49) | 2:14:57 (45) | | | | | 8:12 |
| | | | | | | | | 16:16 | 16:19 | 16:37 | 3:42 | 13:05 | 17:07 | 17:58 | 17:57 | | | | | |
| 46 | 2646 | ORNELAS Helder | POR | 6 MAY 1974 | 2:23:20 | 16:48 | | | | | | | | | | | | | | |
| | | | | | | | 15:08 (51) | 30:50 (48) | 46:36 (39) | 1:02:50 (43) | 1:06:35 (43) | 1:19:42 (43) | 1:37:37 (46) | 1:56:48 (48) | 2:15:37 (47) | | | | | 7:43 |
| | | | | | | | | 15:42 | 15:46 | 16:14 | 3:45 | 13:07 | 17:55 | 19:11 | 18:49 | | | | | |
| 47 | 2437 | FRANCO Procopio | MEX | 8 JUL 1970 | 2:23:24 | 16:52 | | | | | | | | | | | | | | |
| | | | | | | | 15:12 (55) | 30:47 (45) | 46:28 (36) | 1:02:31 (32) | 1:06:07 (32) | 1:20:00 (48) | 1:38:49 (53) | 1:57:06 (51) | 2:15:36 (46) | | | | | 7:48 |
| | | | | | | | | 15:35 | 15:41 | 16:03 | 3:36 | 13:53 | 18:49 | 18:17 | 18:30 | | | | | |
| 48 | 1433 | CRUZ Nelson | CPV | 31 DEC 1977 | 2:23:47 | 17:15 | | | | | | | | | | | | | | |
| | | | | | | | 15:56 (84) | 32:25 (86) | 48:56 (80) | 1:05:26 (75) | 1:09:03 (69) | 1:21:55 (59) | 1:38:58 (57) | 1:57:05 (50) | 2:15:42 (48) | | | | | 8:05 |
| | | | | | | | | 16:29 | 16:31 | 16:30 | 3:37 | 12:52 | 17:03 | 18:07 | 18:37 | | | | | |
| 49 | 1325 | ECHEVERRIA Roberto | CHI | 23 FEB 1976 | 2:23:54 | 17:22 | | | | | | | | | | | | | | |
| | | | | | | | 15:44 (72) | 31:46 (70) | 48:02 (68) | 1:05:06 (66) | 1:08:50 (66) | 1:22:05 (63) | 1:39:26 (60) | 1:57:42 (55) | 2:16:16 (50) | | | | | 7:38 |
| | | | | | | | | 16:02 | 16:16 | 17:04 | 3:44 | 13:15 | 17:21 | 18:16 | 18:34 | | | | | |
| 50 | 2303 | KIM Yiyong | KOR | 20 SEP 1973 | 2:23:57 | 17:25 | | | | | | | | | | | | | | |
| | | | | | | | 15:02 (36) | 30:26 (33) | 46:27 (35) | 1:03:41 (53) | 1:07:30 (53) | 1:21:19 (58) | 1:38:59 (58) | 1:57:18 (52) | 2:16:19 (51) | | | | | 7:38 |
| | | | | | | | | 15:24 | 16:01 | 17:14 | 3:49 | 13:49 | 17:40 | 18:19 | 19:01 | | | | | |
| 51 | 1336 | LI Zhuhong | CHN | 22 OCT 1983 | 2:24:08 | 17:36 | | | | | | | | | | | | | | |
| | | | | | | | 15:42 (69) | 31:47 (73) | 48:31 (76) | 1:05:19 (74) | 1:09:09 (72) | 1:22:44 (68) | 1:40:29 (63) | 1:58:45 (60) | 2:16:40 (55) | | | | | 7:28 |
| | | | | | | | | 16:05 | 16:44 | 16:48 | 3:50 | 13:35 | 17:45 | 18:16 | 17:55 | | | | | |



DETAILED RESULTS
详细比赛成绩 / RÉSULTATS DÉTAILLÉS

| Rank | Bib | Name | NOC Code | Date of Birth | Result | Time Behind | | | | | | | | | | | | | | |
|------|------|---------------------------|----------|---------------|----------------|-------------|------------|------------|------------|--------------|--------------|--------------|--------------|--------------|--------------|--|--|--|--|------|
| | | | | | | | 5km | 10km | 15km | 20km | Half | 25km | 30km | 35km | 40km | | | | | |
| 52 | 2457 | BAT-OCHIR Ser-Od | MGL | 7 OCT 1981 | 2:24:19 | 17:47 | | | | | | | | | | | | | | |
| | | | | | | | 14:54 (18) | 30:03 (24) | 46:01 (29) | 1:02:11 (31) | 1:05:56 (31) | 1:19:50 (45) | 1:38:34 (52) | 1:58:33 (59) | 2:17:03 (57) | | | | | 7:16 |
| | | | | | | | 15:09 | 15:58 | 16:10 | 3:45 | 13:54 | 18:44 | 19:59 | 18:30 | | | | | | |
| 53 | 2739 | DLOMO Norman | RSA | 18 APR 1975 | 2:24:28 | 17:56 | | | | | | | | | | | | | | |
| | | | | | | | 14:54 (19) | 29:53 (17) | 45:16 (19) | 1:00:46 (15) | 1:04:13 (15) | 1:16:47 (16) | 1:35:13 (30) | 1:54:33 (39) | 2:15:58 (49) | | | | | 8:30 |
| | | | | | | | 14:59 | 15:23 | 15:30 | 3:27 | 12:34 | 18:26 | 19:20 | 21:25 | | | | | | |
| 54 | 2612 | SOWA Arkadiusz | POL | 2 MAR 1979 | 2:24:48 | 18:16 | | | | | | | | | | | | | | |
| | | | | | | | 15:23 (57) | 31:22 (61) | 47:43 (63) | 1:04:46 (64) | 1:08:33 (62) | 1:21:58 (62) | 1:39:26 (61) | 1:57:47 (56) | 2:16:26 (53) | | | | | 8:22 |
| | | | | | | | 15:59 | 16:21 | 17:03 | 3:47 | 13:25 | 17:28 | 18:21 | 18:39 | | | | | | |
| 55 | 2969 | RAMADHANI Samson | TAN | 25 DEC 1982 | 2:25:03 | 18:31 | | | | | | | | | | | | | | |
| | | | | | | | 14:56 (24) | 30:23 (32) | 46:41 (40) | 1:03:08 (45) | 1:06:55 (49) | 1:20:37 (53) | 1:38:32 (51) | 1:57:22 (54) | 2:16:48 (56) | | | | | 8:15 |
| | | | | | | | 15:27 | 16:18 | 16:27 | 3:47 | 13:42 | 17:55 | 18:50 | 19:26 | | | | | | |
| 56 | 1205 | BASHINGILI Ndabili | BOT | 28 DEC 1979 | 2:25:11 | 18:39 | | | | | | | | | | | | | | |
| | | | | | | | 15:08 (50) | 30:59 (50) | 47:08 (48) | 1:03:31 (50) | 1:07:11 (50) | 1:20:16 (51) | 1:37:39 (47) | 1:56:44 (47) | 2:16:21 (52) | | | | | 8:50 |
| | | | | | | | 15:51 | 16:09 | 16:23 | 3:40 | 13:05 | 17:23 | 19:05 | 19:37 | | | | | | |
| 57 | 1754 | MUNYUTU Simon | FRA | 21 DEC 1977 | 2:25:50 | 19:18 | | | | | | | | | | | | | | |
| | | | | | | | 14:55 (22) | 29:53 (18) | 45:22 (20) | 1:01:23 (20) | 1:04:56 (19) | 1:17:46 (21) | 1:35:20 (32) | 1:55:18 (43) | 2:16:30 (54) | | | | | 9:20 |
| | | | | | | | 14:58 | 15:29 | 16:01 | 3:33 | 12:50 | 17:34 | 19:58 | 21:12 | | | | | | |
| 58 | 1022 | BERNADO Antoni | AND | 9 DEC 1966 | 2:26:29 | 19:57 | | | | | | | | | | | | | | |
| | | | | | | | 16:40 (92) | 33:16 (91) | 50:04 (88) | 1:07:06 (82) | 1:10:53 (80) | 1:24:12 (75) | 1:41:41 (67) | 1:59:53 (61) | 2:18:38 (58) | | | | | 7:51 |
| | | | | | | | 16:36 | 16:48 | 17:02 | 3:47 | 13:19 | 17:29 | 18:12 | 18:45 | | | | | | |
| 59 | 3001 | WU Wen-Chien | TPE | 9 JUN 1977 | 2:26:55 | 20:23 | | | | | | | | | | | | | | |
| | | | | | | | 15:45 (75) | 31:47 (71) | 48:03 (69) | 1:05:07 (67) | 1:08:51 (67) | 1:22:28 (66) | 1:40:39 (65) | 2:00:08 (62) | 2:19:01 (60) | | | | | 7:54 |
| | | | | | | | 16:02 | 16:16 | 17:04 | 3:44 | 13:37 | 18:11 | 19:29 | 18:53 | | | | | | |
| 60 | 1057 | TROOP Lee | AUS | 22 MAR 1973 | 2:27:17 | 20:45 | | | | | | | | | | | | | | |
| | | | | | | | 15:09 (53) | 30:42 (44) | 46:28 (38) | 1:02:35 (34) | 1:06:12 (35) | 1:19:33 (41) | 1:38:24 (50) | 1:58:22 (57) | 2:18:41 (59) | | | | | 8:36 |
| | | | | | | | 15:33 | 15:46 | 16:07 | 3:37 | 13:21 | 18:51 | 19:58 | 20:19 | | | | | | |
| 61 | 2559 | LEON Constantino | PER | 12 APR 1974 | 2:28:04 | 21:32 | | | | | | | | | | | | | | |
| | | | | | | | 15:13 (56) | 31:23 (63) | 48:17 (73) | 1:05:38 (76) | 1:09:31 (74) | 1:23:39 (73) | 1:41:44 (68) | 2:00:35 (63) | 2:19:57 (63) | | | | | 8:07 |
| | | | | | | | 16:10 | 16:54 | 17:21 | 3:53 | 14:08 | 18:05 | 18:51 | 19:22 | | | | | | |
| 62 | 2467 | STOJILJKOVIC Goran | MNE | 13 NOV 1979 | 2:28:14 | 21:42 | | | | | | | | | | | | | | |
| | | | | | | | 16:40 (90) | 33:15 (90) | 50:03 (86) | 1:07:07 (84) | 1:10:54 (82) | 1:24:29 (76) | 1:42:12 (69) | 2:00:46 (64) | 2:20:08 (64) | | | | | 8:06 |
| | | | | | | | 16:35 | 16:48 | 17:04 | 3:47 | 13:35 | 17:43 | 18:34 | 19:22 | | | | | | |
| 63 | 1974 | AREVALO Alfredo | GUA | 20 FEB 1976 | 2:28:26 | 21:54 | | | | | | | | | | | | | | |
| | | | | | | | 15:03 (41) | 30:48 (46) | 47:11 (57) | 1:04:33 (61) | 1:08:28 (61) | 1:22:28 (67) | 1:41:27 (66) | 2:01:07 (66) | 2:20:37 (65) | | | | | 7:49 |
| | | | | | | | 15:45 | 16:23 | 17:22 | 3:55 | 14:00 | 18:59 | 19:40 | 19:30 | | | | | | |
| 64 | 2696 | QADER Yousf Othman | QAT | 5 APR 1985 | 2:28:40 | 22:08 | | | | | | | | | | | | | | |
| | | | | | | | 15:06 (49) | 31:00 (53) | 47:36 (62) | 1:04:08 (56) | 1:07:44 (56) | 1:21:13 (57) | 1:38:54 (54) | 1:58:31 (58) | 2:19:33 (61) | | | | | 9:07 |
| | | | | | | | 15:54 | 16:36 | 16:32 | 3:36 | 13:29 | 17:41 | 19:37 | 21:02 | | | | | | |



DETAILED RESULTS
详细比赛成绩 / RÉSULTATS DÉTAILLÉS

| Rank | Bib | Name | NOC Code | Date of Birth | Result | Time Behind | | | | | | | | | | | | | | |
|------|------|----------------------|----------|---------------|----------------|-------------|------------|------------|------------|--------------|--------------|--------------|--------------|--------------|--------------|--|--|--|--|-------|
| | | | | | | | 5km | 10km | 15km | 20km | Half | 25km | 30km | 35km | 40km | | | | | |
| 65 | 1551 | TENORIO Franklin | ECU | 30 JUN 1969 | 2:29:05 | 22:33 | | | | | | | | | | | | | | |
| | | | | | | | 15:42 (68) | 32:00 (77) | 49:28 (85) | 1:07:42 (87) | 1:11:49 (84) | 1:26:11 (80) | 1:44:25 (78) | 2:03:22 (72) | 2:21:43 (69) | | | | | 7:22 |
| 66 | 2440 | BAUTISTA Francisco | MEX | 17 SEP 1972 | 2:29:28 | 22:56 | | | | | | | | | | | | | | |
| | | | | | | | 15:12 (54) | 31:23 (65) | 48:07 (70) | 1:06:12 (79) | 1:10:15 (76) | 1:24:34 (79) | 1:43:24 (76) | 2:02:24 (70) | 2:21:19 (67) | | | | | 8:09 |
| 67 | 2875 | KEJZAR Roman | SLO | 11 FEB 1966 | 2:29:37 | 23:05 | | | | | | | | | | | | | | |
| | | | | | | | 16:40 (91) | 33:15 (89) | 50:03 (87) | 1:07:06 (83) | 1:10:53 (81) | 1:24:30 (77) | 1:42:46 (74) | 2:02:11 (69) | 2:21:20 (68) | | | | | 8:17 |
| 68 | 1110 | NSHIMIRIMANA Joachim | BDI | 13 JAN 1973 | 2:29:55 | 23:23 | | | | | | | | | | | | | | |
| | | | | | | | 15:08 (52) | 30:59 (51) | 46:58 (47) | 1:03:17 (49) | 1:06:55 (48) | 1:19:55 (47) | 1:36:29 (40) | 1:54:48 (40) | 2:19:35 (62) | | | | | 10:20 |
| 69 | 2063 | AYELE Seteng | ISR | 19 APR 1955 | 2:30:07 | 23:35 | | | | | | | | | | | | | | |
| | | | | | | | 15:44 (73) | 32:14 (85) | 49:07 (82) | 1:06:26 (80) | 1:10:16 (77) | 1:24:04 (74) | 1:42:16 (70) | 2:01:21 (67) | 2:20:50 (66) | | | | | 9:17 |
| 70 | 2227 | MAMASHAYEV Takhir | KAZ | 24 SEP 1979 | 2:30:26 | 23:54 | | | | | | | | | | | | | | |
| | | | | | | | 15:51 (80) | 32:10 (80) | 49:08 (83) | 1:06:41 (81) | 1:10:36 (79) | 1:24:32 (78) | 1:42:54 (75) | 2:02:32 (71) | 2:22:16 (70) | | | | | 8:10 |
| 71 | 3038 | CEYLAN Abdil | TUR | 30 APR 1983 | 2:31:43 | 25:11 | | | | | | | | | | | | | | |
| | | | | | | | 15:56 (85) | 32:11 (83) | 48:37 (78) | 1:05:12 (69) | 1:08:55 (68) | 1:22:28 (65) | 1:40:38 (64) | 2:00:55 (65) | 2:22:21 (71) | | | | | 9:22 |
| 72 | 1628 | RIOS Jose | ESP | 15 MAR 1974 | 2:32:35 | 26:03 | | | | | | | | | | | | | | |
| | | | | | | | 15:04 (47) | 30:29 (35) | 46:46 (42) | 1:04:38 (63) | 1:08:41 (64) | 1:23:15 (72) | 1:42:43 (73) | 2:03:44 (73) | 2:23:55 (72) | | | | | 8:40 |
| 73 | 1284 | HEM Bunting | CAM | 12 DEC 1985 | 2:33:32 | 27:00 | | | | | | | | | | | | | | |
| | | | | | | | 15:51 (83) | 32:30 (87) | 50:05 (89) | 1:08:17 (88) | 1:12:19 (86) | 1:26:14 (81) | 1:45:41 (79) | 2:05:36 (75) | 2:25:05 (73) | | | | | 8:27 |
| 74 | 2360 | TSCHOPP Marcel | LIE | 28 APR 1974 | 2:35:06 | 28:34 | | | | | | | | | | | | | | |
| | | | | | | | 17:28 (94) | 35:22 (93) | 53:47 (91) | 1:12:42 (91) | 1:16:50 (88) | 1:31:43 (84) | 1:50:11 (81) | 2:09:01 (76) | 2:27:23 (74) | | | | | 7:43 |
| 75 | 1642 | LOSKUTOV Pavel | EST | 2 DEC 1969 | 2:39:01 | 32:29 | | | | | | | | | | | | | | |
| | | | | | | | 17:28 (93) | 35:22 (92) | 53:47 (92) | 1:12:42 (90) | 1:16:50 (89) | 1:31:49 (85) | 1:50:52 (82) | 2:10:48 (78) | 2:30:43 (75) | | | | | 8:18 |
| 76 | 2205 | SATO Atsushi | JPN | 8 MAY 1978 | 2:41:08 | 34:36 | | | | | | | | | | | | | | |
| | | | | | | | 15:04 (45) | 30:48 (47) | 47:32 (60) | 1:06:00 (77) | 1:10:29 (78) | 1:26:17 (82) | 1:47:15 (80) | 2:09:18 (77) | 2:31:34 (76) | | | | | 9:34 |
| | 1567 | MESFN Tesfayohannes | ERI | 24 NOV 1974 | DNF | | | | | | | | | | | | | | | |
| | | | | | | | 14:53 (10) | 29:37 (12) | 45:02 (16) | 1:01:33 (22) | 1:05:23 (24) | 1:18:23 (29) | 1:36:57 (43) | 2:01:48 (68) | | | | | | |



DETAILED RESULTS
详细比赛成绩 / RÉSULTATS DÉTAILLÉS

| Rank | Bib | Name | NOC Code | Date of Birth | Result | Time Behind | | | | | | | | | | | | | | |
|------|-----|-------------------------------|----------|---------------|------------|-------------|------------|------------|--------------|--------------|--------------|--------------|--------------|------|------|--|--|--|--|--|
| | | | | | | | 5km | 10km | 15km | 20km | Half | 25km | 30km | 35km | 40km | | | | | |
| 1627 | | REY Julio | ESP | 13 JAN 1972 | DNF | | | | | | | | | | | | | | | |
| | | | | | | 14:54 (16) | 29:44 (15) | 45:02 (15) | 1:00:46 (16) | 1:04:26 (16) | 1:17:41 (20) | 1:37:49 (49) | 2:03:44 (74) | | | | | | | |
| | | | | | | | 14:50 | 15:18 | 15:44 | 3:40 | 13:15 | 20:08 | 25:55 | | | | | | | |
| 2043 | | FAGAN Martin | IRL | 26 JUN 1983 | DNF | | | | | | | | | | | | | | | |
| | | | | | | 15:00 (34) | 30:19 (28) | 46:01 (28) | 1:02:10 (26) | 1:05:44 (30) | 1:18:22 (23) | 1:35:12 (29) | | | | | | | | |
| | | | | | | | 15:19 | 15:42 | 16:09 | 3:34 | 12:38 | 16:50 | | | | | | | | |
| 1260 | | RIYADH AI Mustapha | BRN | 1 JAN 1975 | DNF | | | | | | | | | | | | | | | |
| | | | | | | 14:58 (28) | 30:23 (31) | 46:23 (34) | 1:03:41 (54) | 1:07:30 (54) | 1:22:45 (70) | 1:42:18 (71) | | | | | | | | |
| | | | | | | | 15:25 | 16:00 | 17:18 | 3:49 | 15:15 | 19:33 | | | | | | | | |
| 2346 | | EL ZAIDI Ali | LBA | 13 JAN 1978 | DNF | | | | | | | | | | | | | | | |
| | | | | | | 14:53 (6) | 29:44 (16) | 44:58 (14) | 1:01:17 (19) | 1:05:04 (22) | 1:19:31 (40) | 1:42:36 (72) | | | | | | | | |
| | | | | | | | 14:51 | 15:14 | 16:19 | 3:47 | 14:27 | 23:05 | | | | | | | | |
| 1235 | | dos SANTOS Marilson | BRA | 6 AUG 1977 | DNF | | | | | | | | | | | | | | | |
| | | | | | | 14:56 (23) | 29:36 (10) | 44:52 (12) | 1:00:57 (17) | 1:04:30 (18) | 1:17:41 (19) | 1:44:24 (77) | | | | | | | | |
| | | | | | | | 14:40 | 15:16 | 16:05 | 3:33 | 13:11 | 26:43 | | | | | | | | |
| 2271 | | KIBET Luke | KEN | 12 APR 1983 | DNF | | | | | | | | | | | | | | | |
| | | | | | | 14:53 (7) | 29:26 (7) | 44:37 (4) | 59:24 (6) | 1:02:51 (8) | 1:15:13 (8) | | | | | | | | | |
| | | | | | | | 14:33 | 15:11 | 14:47 | 3:27 | 12:22 | | | | | | | | | |
| 1259 | | ZAKARIA Abdulhak | BRN | 20 JUL 1974 | DNF | | | | | | | | | | | | | | | |
| | | | | | | 14:54 (17) | 30:10 (25) | 46:43 (41) | 1:04:38 (62) | 1:08:41 (63) | 1:22:44 (69) | | | | | | | | | |
| | | | | | | | 15:16 | 16:33 | 17:55 | 4:03 | 14:03 | | | | | | | | | |
| 3306 | | FONSECA Luis | VEN | 3 JUN 1977 | DNF | | | | | | | | | | | | | | | |
| | | | | | | 15:56 (86) | 32:45 (88) | 50:27 (90) | 1:08:43 (89) | 1:12:48 (87) | 1:27:55 (83) | | | | | | | | | |
| | | | | | | | 16:49 | 17:42 | 18:16 | 4:05 | 15:07 | | | | | | | | | |
| 3092 | | KUZIN Olexandr | UKR | 21 OCT 1974 | DNF | | | | | | | | | | | | | | | |
| | | | | | | 15:42 (65) | 31:22 (58) | 47:10 (55) | 1:03:17 (47) | 1:06:54 (46) | | | | | | | | | | |
| | | | | | | | 15:40 | 15:48 | 16:07 | 3:37 | | | | | | | | | | |
| 1227 | | de ALMEIDA Franck | BRA | 6 FEB 1983 | DNF | | | | | | | | | | | | | | | |
| | | | | | | 14:54 (20) | 30:32 (39) | 47:11 (58) | 1:05:14 (70) | 1:09:23 (73) | | | | | | | | | | |
| | | | | | | | 15:38 | 16:39 | 18:03 | 4:09 | | | | | | | | | | |
| 1189 | | GORDEEV Andrei | BLR | 7 AUG 1973 | DNF | | | | | | | | | | | | | | | |
| | | | | | | 15:47 (76) | 32:09 (78) | 49:18 (84) | 1:07:10 (85) | 1:11:12 (83) | | | | | | | | | | |
| | | | | | | | 16:22 | 17:09 | 17:52 | 4:02 | | | | | | | | | | |
| 1023 | | NTYAMBA Joao | ANG | 20 MAR 1968 | DNF | | | | | | | | | | | | | | | |
| | | | | | | 15:02 (38) | 30:57 (49) | 47:49 (65) | 1:07:18 (86) | 1:11:49 (85) | | | | | | | | | | |
| | | | | | | | 15:55 | 16:52 | 19:29 | 4:31 | | | | | | | | | | |
| 2355 | | MOSUHLI Moses Moeketsi | LES | 5 AUG 1981 | DNF | | | | | | | | | | | | | | | |
| | | | | | | 14:57 (27) | 30:34 (40) | 46:48 (43) | 1:03:33 (51) | | | | | | | | | | | |
| | | | | | | | 15:37 | 16:14 | 16:45 | | | | | | | | | | | |



DETAILED RESULTS
详细比赛成绩 / RÉSULTATS DÉTAILLÉS

| Rank | Bib | Name | NOC Code | Date of Birth | Result | Time Behind | | | | | | | | | | | | | | |
|------|-----|---------------------------------|----------|---------------|------------|-------------|------------|------------|--------------|------|------|------|------|------|------|--|--|--|--|--|
| | | | | | | | 5km | 10km | 15km | 20km | Half | 25km | 30km | 35km | 40km | | | | | |
| 2974 | | BAYO Getuli | TAN | 7 JUN 1980 | DNF | | | | | | | | | | | | | | | |
| | | | | | | 15:23 (58) | 31:34 (68) | 48:13 (71) | 1:05:14 (71) | | | | | | | | | | | |
| | | | | | | 16:11 | 16:39 | 17:01 | | | | | | | | | | | | |
| 2689 | | SHAMI Mubarak Hassan | QAT | 1 DEC 1980 | DNF | | | | | | | | | | | | | | | |
| | | | | | | 14:57 (25) | 30:29 (36) | 46:14 (33) | | | | | | | | | | | | |
| | | | | | | 15:32 | 15:45 | | | | | | | | | | | | | |
| 2357 | | MAINE Simon Tsoyang | LES | 10 AUG 1974 | DNF | | | | | | | | | | | | | | | |
| | | | | | | 14:57 (26) | 31:04 (54) | | | | | | | | | | | | | |
| | | | | | | 16:07 | | | | | | | | | | | | | | |
| 2356 | | LEBOPO Clement Mabuthile | LES | 25 DEC 1975 | DNF | | | | | | | | | | | | | | | |
| | | | | | | 16:38 (89) | | | | | | | | | | | | | | |
| 3112 | | SITKOVSKYY Oleksandr | UKR | 9 JUN 1978 | DNF | | | | | | | | | | | | | | | |
| | | | | | | | | | | | | | | | | | | | | |
| 2968 | | MUSENDUKI Mohamed Ikoki | TAN | 31 DEC 1985 | DNS | | | | | | | | | | | | | | | |
| | | | | | | | | | | | | | | | | | | | | |
| 2204 | | OSAKI Satoshi | JPN | 4 JUN 1976 | DNS | | | | | | | | | | | | | | | |
| | | | | | | | | | | | | | | | | | | | | |
| 2997 | | SOARES Augusto | TLS | 22 AUG 1986 | DNS | | | | | | | | | | | | | | | |
| | | | | | | | | | | | | | | | | | | | | |

Weather conditions

Start of race:
End of race:

Temperature

24°C
30°C

Humidity

52%
39%

Conditions

Partly cloudy
Sunny

| | | | | | | | |
|----------------|----------------|------------|---------------|-----------|----------------|-----------|---------------|
| Legend: | Did not Finish | DNS | Did not Start | OR | Olympic Record | PB | Personal Best |
| DNF | Did not Finish | | | | | | |
| SB | Season Best | | | | | | |



NATIONAL STADIUM
国家体育场
STADE NATIONAL

SUN 星期天 DIM
24 AUG 2008
7:30

ATHLETICS
田径 / ATHLÉTISME

MEN'S MARATHON
男子马拉松 / MARATHON - HOMMES



RESULTS

比赛成绩 / RÉSULTATS

| | | | | | |
|-----------------------|----------------|--------------------------|-----|-----------------------|-------------|
| WORLD RECORD | 2:04:26 | GBRSELASSIE Haile | ETH | Berlin (GER) | 30 SEP 2007 |
| OLYMPIC RECORD | 2:09:21 | LOPES Carlos | POR | Los Angeles, CA (USA) | 12 AUG 1984 |

| Rank | Bib | Name | NOC Code | Date of Birth | Result | Time Behind | |
|------|------|------------------------|----------|---------------|----------------|-------------|----|
| 1 | 2263 | WANSIRU Samuel Kamau | KEN | 10 NOV 1986 | 2:06:32 | | OR |
| 2 | 2391 | GHARIB Jaouad | MAR | 22 MAY 1972 | 2:07:16 | 0:44 | |
| 3 | 1651 | KEBEDE Tsegay | ETH | 15 JAN 1987 | 2:10:00 | 3:28 | |
| 4 | 1650 | MERGA Deriba | ETH | 26 OCT 1980 | 2:10:21 | 3:49 | |
| 5 | 2261 | LEL Martin | KEN | 28 OCT 1978 | 2:10:24 | 3:52 | |
| 6 | 2926 | ROTHLIN Viktor | SUI | 14 OCT 1974 | 2:10:35 | 4:03 | |
| 7 | 1652 | ASFAW Gashaw | ETH | 25 SEP 1978 | 2:10:52 | 4:20 | |
| 8 | 1575 | ASMEROM Yared | ERI | 4 FEB 1980 | 2:11:11 | 4:39 | |
| 9 | 3224 | RITZENHEIN Dathan | USA | 30 DEC 1982 | 2:11:59 | 5:27 | |
| 10 | 3174 | HALL Ryan | USA | 14 OCT 1982 | 2:12:33 | 6:01 | |
| 11 | 3318 | FOKORONI Mike | ZIM | 10 JAN 1977 | 2:13:17 | 6:45 | PB |
| 12 | 2085 | BALDINI Stefano | ITA | 25 MAY 1971 | 2:13:25 | 6:53 | |
| 13 | 2203 | OGATA Tsuyoshi | JPN | 11 MAY 1973 | 2:13:26 | 6:54 | SB |
| 14 | 2832 | ANDREEV Grigoriy | RUS | 7 JAN 1976 | 2:13:33 | 7:01 | |
| 15 | 2125 | PERTILE Ruggero | ITA | 8 AUG 1974 | 2:13:39 | 7:07 | |
| 16 | 1608 | MARTINEZ Jose Manuel | ESP | 22 OCT 1971 | 2:14:00 | 7:28 | |
| 17 | 1690 | KIRWA Francis | FIN | 28 NOV 1974 | 2:14:22 | 7:50 | |
| 18 | 2310 | LEE Myongseung | KOR | 14 AUG 1979 | 2:14:37 | 8:05 | |
| 19 | 1686 | HOLMEN Janne | FIN | 26 SEP 1977 | 2:14:44 | 8:12 | |
| 20 | 2394 | GOUMRI Abderrahim | MAR | 21 MAY 1976 | 2:15:00 | 8:28 | |
| 21 | 2834 | SOKOLOV Alexey | RUS | 14 NOV 1979 | 2:15:57 | 9:25 | |
| 22 | 3231 | SELL Brian | USA | 11 APR 1978 | 2:16:07 | 9:35 | |
| 23 | 2108 | ANDRIANI Ottaviano | ITA | 4 JAN 1974 | 2:16:10 | 9:38 | |
| 24 | 1828 | ROBINSON Dan | GBR | 13 JAN 1975 | 2:16:14 | 9:42 | |
| 25 | 1329 | DENG Haiyang | CHN | 15 OCT 1984 | 2:16:17 | 9:45 | |
| 26 | 2405 | BOURAMDANE Abderrahime | MAR | 1 JAN 1978 | 2:17:42 | 11:10 | |
| 27 | 3122 | MATVIYCHUK Vasyl | UKR | 13 JAN 1982 | 2:17:50 | 11:18 | |
| 28 | 2304 | LEE Bongju | KOR | 11 OCT 1970 | 2:17:56 | 11:24 | |
| 29 | 2836 | KULKOV Oleg | RUS | 6 MAR 1978 | 2:18:11 | 11:39 | |
| 30 | 2645 | GOMES Paulo | POR | 15 MAY 1973 | 2:18:15 | 11:43 | |
| 31 | 3052 | MALINGA Alex | UGA | 27 JUL 1974 | 2:18:26 | 11:54 | |
| 32 | 2455 | CORDERO Carlos | MEX | 7 JAN 1977 | 2:18:40 | 12:08 | |
| 33 | 2676 | RI Kum Song | PRK | 23 MAY 1980 | 2:19:08 | 12:36 | |
| 34 | 2629 | SZOST Henryk | POL | 20 JAN 1982 | 2:19:43 | 13:11 | |
| 35 | 1973 | GARCIA Jose Amado | GUA | 13 SEP 1977 | 2:20:15 | 13:43 | |
| 36 | 1569 | KIFLE Yonas | ERI | 5 NOV 1977 | 2:20:23 | 13:51 | |
| 37 | 1261 | SAEED Nasar Sakar | BRN | 26 JAN 1976 | 2:20:24 | 13:52 | |
| 38 | 1232 | de SOUSA Jose | BRA | 22 APR 1971 | 2:20:25 | 13:53 | |
| 39 | 2494 | MAASE Kamiel | NED | 20 OCT 1971 | 2:20:30 | 13:58 | |
| 40 | 2674 | PAK Song Chol | PRK | 10 NOV 1984 | 2:21:16 | 14:44 | |
| 41 | 2428 | MUSINSCHI Iaroslav | MDA | 8 AUG 1976 | 2:21:18 | 14:46 | |
| 42 | 2675 | KIM Il Nam | PRK | 15 MAR 1980 | 2:21:51 | 15:19 | |
| 43 | 1417 | CARDONA Juan Carlos | COL | 7 SEP 1974 | 2:21:57 | 15:25 | |
| 44 | 2730 | RAMAALA Hendrick | RSA | 2 FEB 1972 | 2:22:43 | 16:11 | |
| 45 | 2501 | BASNET Arjun | NEP | 3 DEC 1975 | 2:23:09 | 16:37 | PB |
| 46 | 2646 | ORNELAS Helder | POR | 6 MAY 1974 | 2:23:20 | 16:48 | |



NATIONAL STADIUM
国家体育场
STADE NATIONAL

SUN 星期天 DIM
24 AUG 2008
7:30

ATHLETICS
田径 / ATHLÉTISME

MEN'S MARATHON
男子马拉松 / MARATHON - HOMMES



RESULTS

比赛成绩 / RÉSULTATS

| Rank | Bib | Name | NOC Code | Date of Birth | Result | Time Behind |
|------|------|--------------------------|----------|---------------|---------|-------------|
| 47 | 2437 | FRANCO Procopio | MEX | 8 JUL 1970 | 2:23:24 | 16:52 |
| 48 | 1433 | CRUZ Nelson | CPV | 31 DEC 1977 | 2:23:47 | 17:15 |
| 49 | 1325 | ECHEVERRIA Roberto | CHI | 23 FEB 1976 | 2:23:54 | 17:22 |
| 50 | 2303 | KIM Yiyong | KOR | 20 SEP 1973 | 2:23:57 | 17:25 |
| 51 | 1336 | LI Zhuhong | CHN | 22 OCT 1983 | 2:24:08 | 17:36 |
| 52 | 2457 | BAT-OCHIR Ser-Od | MGL | 7 OCT 1981 | 2:24:19 | 17:47 |
| 53 | 2739 | DLOMO Norman | RSA | 18 APR 1975 | 2:24:28 | 17:56 |
| 54 | 2612 | SOWA Arkadiusz | POL | 2 MAR 1979 | 2:24:48 | 18:16 |
| 55 | 2969 | RAMADHANI Samson | TAN | 25 DEC 1982 | 2:25:03 | 18:31 |
| 56 | 1205 | BASHINGILI Ndabili | BOT | 28 DEC 1979 | 2:25:11 | 18:39 |
| 57 | 1754 | MUNYUTU Simon | FRA | 21 DEC 1977 | 2:25:50 | 19:18 |
| 58 | 1022 | BERNADO Antoni | AND | 9 DEC 1966 | 2:26:29 | 19:57 |
| 59 | 3001 | WU Wen-Chien | TPE | 9 JUN 1977 | 2:26:55 | 20:23 |
| 60 | 1057 | TROOP Lee | AUS | 22 MAR 1973 | 2:27:17 | 20:45 |
| 61 | 2559 | LEON Constantino | PER | 12 APR 1974 | 2:28:04 | 21:32 |
| 62 | 2467 | STOJILJKOVIC Goran | MNE | 13 NOV 1979 | 2:28:14 | 21:42 |
| 63 | 1974 | AREVALO Alfredo | GUA | 20 FEB 1976 | 2:28:26 | 21:54 |
| 64 | 2696 | QADER Yousf Othman | QAT | 5 APR 1985 | 2:28:40 | 22:08 |
| 65 | 1551 | TENORIO Franklin | ECU | 30 JUN 1969 | 2:29:05 | 22:33 |
| 66 | 2440 | BAUTISTA Francisco | MEX | 17 SEP 1972 | 2:29:28 | 22:56 |
| 67 | 2875 | KEJZAR Roman | SLO | 11 FEB 1966 | 2:29:37 | 23:05 |
| 68 | 1110 | NSHIMIRIMANA Joachim | BDI | 13 JAN 1973 | 2:29:55 | 23:23 |
| 69 | 2063 | AYELE Seteng | ISR | 19 APR 1955 | 2:30:07 | 23:35 |
| 70 | 2227 | MAMASHAYEV Takhir | KAZ | 24 SEP 1979 | 2:30:26 | 23:54 |
| 71 | 3038 | CEYLAN Abdil | TUR | 30 APR 1983 | 2:31:43 | 25:11 |
| 72 | 1628 | RIOS Jose | ESP | 15 MAR 1974 | 2:32:35 | 26:03 |
| 73 | 1284 | HEM Bunting | CAM | 12 DEC 1985 | 2:33:32 | 27:00 |
| 74 | 2360 | TSCHOPP Marcel | LIE | 28 APR 1974 | 2:35:06 | 28:34 |
| 75 | 1642 | LOSKUTOV Pavel | EST | 2 DEC 1969 | 2:39:01 | 32:29 |
| 76 | 2205 | SATO Atsushi | JPN | 8 MAY 1978 | 2:41:08 | 34:36 |
| | 1567 | MESFN Tesfayohannes | ERI | 24 NOV 1974 | DNF | |
| | 1627 | REY Julio | ESP | 13 JAN 1972 | DNF | |
| | 2043 | FAGAN Martin | IRL | 26 JUN 1983 | DNF | |
| | 1260 | RIYADH Al Mustapha | BRN | 1 JAN 1975 | DNF | |
| | 2346 | EL ZAIDI Ali | LBA | 13 JAN 1978 | DNF | |
| | 1235 | dos SANTOS Marilson | BRA | 6 AUG 1977 | DNF | |
| | 2271 | KIBET Luke | KEN | 12 APR 1983 | DNF | |
| | 1259 | ZAKARIA Abdulhak | BRN | 20 JUL 1974 | DNF | |
| | 3306 | FONSECA Luis | VEN | 3 JUN 1977 | DNF | |
| | 3092 | KUZIN Olexandr | UKR | 21 OCT 1974 | DNF | |
| | 1227 | de ALMEIDA Franck | BRA | 6 FEB 1983 | DNF | |
| | 1189 | GORDEEV Andrei | BLR | 7 AUG 1973 | DNF | |
| | 1023 | NTYAMBA Joao | ANG | 20 MAR 1968 | DNF | |
| | 2355 | MOSUHLI Moses Moeketsi | LES | 5 AUG 1981 | DNF | |
| | 2974 | BAYO Getuli | TAN | 7 JUN 1980 | DNF | |
| | 2689 | SHAMI Mubarak Hassan | QAT | 1 DEC 1980 | DNF | |
| | 2357 | MAINE Simon Tsotang | LES | 10 AUG 1974 | DNF | |
| | 2356 | LEBOPO Clement Mabuthile | LES | 25 DEC 1975 | DNF | |
| | 3112 | SITKOVSKYY Oleksandr | UKR | 9 JUN 1978 | DNF | |



NATIONAL STADIUM
 国家体育场
 STADE NATIONAL

SUN 星期天 DIM
 24 AUG 2008
 7:30

ATHLETICS
 田径 / ATHLÉTISME

MEN'S MARATHON
 男子马拉松 / MARATHON - HOMMES



RESULTS
 比赛成绩 / RÉSULTATS

| Rank | Bib | Name | NOC Code | Date of Birth | Result | Time Behind |
|------|------|-------------------------|----------|---------------|------------|-------------|
| | 2968 | MUSENDUKI Mohamed Ikoki | TAN | 31 DEC 1985 | DNS | |
| | 2204 | OSAKI Satoshi | JPN | 4 JUN 1976 | DNS | |
| | 2997 | SOARES Augusto | TLS | 22 AUG 1986 | DNS | |

| Intermediate Times | 5km | 10km | 15km | 20km | Half | 25km | 30km | 35km | 40km |
|--------------------|----------------------------|----------------------------|------------------|--------------------|-------------------|-------------------|--------------------|----------------------------|----------------------------|
| | 14:52 | 29:25 | 44:36 | 59:10 | 1:02:34 | 1:13:58 | 1:29:14 | 1:44:37 | 1:59:54 |
| | 2263 | 1608 | 2261 | 1650 | 1569 | 1569 | 1650 | 2263 | 2263 |
| | WANSIRU Samuel Kamau (KEN) | MARTINEZ Jose Manuel (ESP) | LEL Martin (KEN) | MERGA Deriba (ETH) | KIFLE Yonas (ERI) | KIFLE Yonas (ERI) | MERGA Deriba (ETH) | WANSIRU Samuel Kamau (KEN) | WANSIRU Samuel Kamau (KEN) |

Weather conditions
 Start of race:
 End of race:

Temperature
 24°C
 30°C

Humidity
 52%
 39%

Conditions
 Partly cloudy
 Sunny

| | | | | | | | |
|----------------|----------------|------------|---------------|-----------|----------------|-----------|---------------|
| Legend: | Did not Finish | DNS | Did not Start | OR | Olympic Record | PB | Personal Best |
| DNF | Did not Finish | | | | | | |
| SB | Season Best | | | | | | |





NATIONAL STADIUM
国家体育场
STADE NATIONAL

SAT 星期六 SAM
16 AUG 2008

ATHLETICS
田径 / ATHLÉTISME

MEN'S 3000m STEEPLECHASE
男子3000米障碍 / 3000 m STEEPLE - HOMMES

ROUND 1
第1轮 / 1ER TOUR



RESULTS

比赛成绩 / RÉSULTATS

CORRECTED

| | | | | | |
|-----------------------|----------------|----------------------------|------------|----------------|-------------|
| WORLD RECORD | 7:53.63 | SHAHEEN Saif Saaeed | QAT | Brussels (BEL) | 3 SEP 2004 |
| OLYMPIC RECORD | 8:05.51 | KARIUKI Julius | KEN | Seoul (KOR) | 30 SEP 1988 |

HEAT 1 Start Time: 9:20

| Rank | Bib | Name | NOC Code | Date of Birth | Order | Result |
|---------------------------|------|-----------------------|----------|------------------------------|-------|-----------|
| 1 | 1768 | TAHRI Bouabdellah | FRA | 20 DEC 1978 | 3 | 8:23.42 Q |
| 2 | 2285 | KIPRUTO Brimin Kiprop | KEN | 31 JUL 1985 | 2 | 8:23.53 Q |
| 3 | 2398 | HACHLAF Abdelkader | MAR | 3 AUG 1978 | 12 | 8:23.62 Q |
| 4 | 1262 | TAHER Tareq Mubarak | BRN | 1 DEC 1989 | 1 | 8:23.66 Q |
| 5 | 1667 | MESFIN Nahom | ETH | 3 JUN 1989 | 5 | 8:23.82 |
| 6 | 2848 | MINSHIN Ildar | RUS | 5 FEB 1985 | 8 | 8:26.85 |
| 7 | 2615 | SZYMKOWIAK Tomasz | POL | 5 JUL 1983 | 4 | 8:29.37 |
| 8 | 1017 | MAKHLOUFI Rabia | ALG | 11 NOV 1986 | 10 | 8:29.74 |
| 9 | 2208 | IWAMIZU Yoshitaka | JPN | 20 JUN 1979 | 9 | 8:29.80 |
| 10 | 2345 | ZOLNEROVICS Valerijs | LAT | 19 APR 1985 | 7 | 8:37.65 |
| 11 | 2669 | PAULO Alberto | POR | 3 OCT 1985 | 11 | 8:39.11 |
| 12 | 1598 | PALOMEQUE Ruben | ESP | 14 AUG 1980 | 6 | 8:58.50 |
| | 2104 | VILLANI Matteo | ITA | 28 AUG 1982 | 13 | DNF |
| Intermediate Times | | 1000m | 2:53.48 | 1768 TAHRI Bouabdellah (FRA) | | |
| | | 2000m | 5:45.01 | 1768 TAHRI Bouabdellah (FRA) | | |

HEAT 2 Start Time: 9:32

| Rank | Bib | Name | NOC Code | Date of Birth | Order | Result |
|---------------------------|------|-----------------------|----------|--------------------------------|-------|--------------|
| 1 | 1682 | JARSO Yakob | ETH | 5 FEB 1988 | 6 | 8:16.88 Q PB |
| 2 | 1777 | MEKHISSI-B. Mahiedine | FRA | 15 MAR 1985 | 8 | 8:16.95 Q SB |
| 3 | 3166 | FAMIGLIETTI Anthony | USA | 8 NOV 1978 | 13 | 8:17.34 Q PB |
| 4 | 2244 | KEMBOI Ezekiel | KEN | 25 MAY 1982 | 5 | 8:17.55 Q |
| 5 | 2959 | MOHAMED Mustafa | SWE | 1 MAR 1979 | 1 | 8:17.80 q |
| 6 | 1062 | ABDI Youcef | AUS | 7 DEC 1977 | 2 | 8:17.97 q PB |
| 7 | 2429 | LUCHIANOV Ion | MDA | 31 JAN 1981 | 10 | 8:18.97 q NR |
| 8 | 2874 | BUC Bostjan | SLO | 13 APR 1980 | 14 | 8:21.24 |
| 9 | 2399 | TALEB Brahim | MAR | 16 DEC 1981 | 9 | 8:23.09 |
| 10 | 1852 | LEMONCELLO Andrew | GBR | 12 OCT 1982 | 12 | 8:36.06 |
| 11 | 3275 | NELSON Billy | USA | 11 SEP 1984 | 3 | 8:36.66 |
| 12 | 1617 | BLANCO Jose Luis | ESP | 3 JUN 1975 | 4 | 8:37.37 |
| 13 | 2321 | AL-AMRI Ali Ahmad | KSA | 29 JAN 1985 | 11 | 9:09.73 |
| | 1700 | KESKISALO Jukka | FIN | 27 MAR 1981 | 7 | DNS |
| Intermediate Times | | 1000m | 2:40.79 | 3166 FAMIGLIETTI Anthony (USA) | | |
| | | 2000m | 5:31.21 | 3166 FAMIGLIETTI Anthony (USA) | | |

HEAT 3 Start Time: 9:44

| Rank | Bib | Name | NOC Code | Date of Birth | Order | Result |
|---------------------------|------|-----------------------------|----------|---------------------------|-------|--------------|
| 1 | 2731 | RAMOLEFI Ruben | RSA | 17 JUL 1978 | 5 | 8:19.86 Q PB |
| 2 | 2256 | MATEELONG Richard Kipkemboi | KEN | 14 OCT 1983 | 6 | 8:19.87 Q |
| 3 | 3053 | KIPLAGAT Benjamin | UGA | 4 MAR 1989 | 7 | 8:20.22 Q |
| 4 | 2697 | KAMAL Abubaker Ali | QAT | 1 JAN 1983 | 3 | 8:21.85 Q |
| 5 | 1599 | MARTIN Eliseo | ESP | 5 NOV 1973 | 2 | 8:23.19 SB |
| 6 | 2390 | EZZINE Hamid | MAR | 5 OCT 1983 | 4 | 8:27.45 |
| 7 | 1770 | ZOUAOUI-DANDRIEUX Vincent | FRA | 12 OCT 1980 | 12 | 8:27.91 |
| 8 | 1666 | GARY Roba | ETH | 12 APR 1982 | 8 | 8:28.27 |
| 9 | 3201 | McADAMS Josh | USA | 26 MAR 1980 | 9 | 8:33.26 |
| 10 | 2850 | POTAPOVICH Pavel | RUS | 26 NOV 1980 | 11 | 8:36.29 |
| 11 | 1121 | DESMET Pieter | BEL | 7 JUN 1983 | 1 | 8:37.99 |
| 12 | 3034 | AKKAS Halil | TUR | 1 JUL 1983 | 10 | 8:44.70 |
| 13 | 2062 | MAGIDI Itay | ISR | 9 JAN 1981 | 13 | 9:05.02 |
| Intermediate Times | | 1000m | 2:49.62 | 2731 RAMOLEFI Ruben (RSA) | | |
| | | 2000m | 5:38.70 | 2731 RAMOLEFI Ruben (RSA) | | |

Qualification: First 4 in each heat (Q) and the next 3 fastest (q) advance to the Final



NATIONAL STADIUM
 国家体育场
 STADE NATIONAL

SAT 星期六 SAM
 16 AUG 2008

ATHLETICS
 田径 / ATHLÉTISME

MEN'S 3000m STEEPLECHASE
 男子3000米障碍 / 3000 m STEEPLE - HOMMES

ROUND 1
 第1轮 / 1ER TOUR



RESULTS
 比赛成绩 / RÉSULTATS

CORRECTED

Weather conditions at the beginning of the 1st heat

Temperature: 25 °C Humidity: 55 % Conditions: Sunny

Note
 Bib 2874 reinstated by the Jury of Appeal.

Legend:
DNF Did not Finish **DNS** Did not Start **NR** National Record **PB** Personal Best
Q Qualified by place **q** qualified by time **SB** Season Best





NATIONAL STADIUM
国家体育场
STADE NATIONAL

SAT 星期六 SAM
16 AUG 2008

ATHLETICS
田径 / ATHLÉTISME

MEN'S 3000m STEEPLECHASE
男子3000米障碍 / 3000 m STEEPLE - HOMMES

ROUND 1
第1轮 / 1ER TOUR



RESULTS SUMMARY

比赛成绩综合 / RÉSUMÉ DES RÉSULTATS

CORRECTED

| | | | | | |
|-----------------------|----------------|----------------------------|------------|----------------|-------------|
| WORLD RECORD | 7:53.63 | SHAHEEN Saif Saaeed | QAT | Brussels (BEL) | 3 SEP 2004 |
| OLYMPIC RECORD | 8:05.51 | KARIUKI Julius | KEN | Seoul (KOR) | 30 SEP 1988 |

| Rank | Bib | Name | NOC Code | Heat | Order | Position | Time | | |
|------|------|-----------------------------|----------|------|-------|----------|---------|---|----|
| 1 | 1682 | JARSO Yakob | ETH | 2 | 6 | 1 | 8:16.88 | Q | PB |
| 2 | 1777 | MEKHISSI-B. Mahiedine | FRA | 2 | 8 | 2 | 8:16.95 | Q | SB |
| 3 | 3166 | FAMIGLIETTI Anthony | USA | 2 | 13 | 3 | 8:17.34 | Q | PB |
| 4 | 2244 | KEMBOI Ezekiel | KEN | 2 | 5 | 4 | 8:17.55 | Q | |
| 5 | 2959 | MOHAMED Mustafa | SWE | 2 | 1 | 5 | 8:17.80 | q | |
| 6 | 1062 | ABDI Youcef | AUS | 2 | 2 | 6 | 8:17.97 | q | PB |
| 7 | 2429 | LUCHIANOV Ion | MDA | 2 | 10 | 7 | 8:18.97 | q | NR |
| 8 | 2731 | RAMOLEFI Ruben | RSA | 3 | 5 | 1 | 8:19.86 | Q | PB |
| 9 | 2256 | MATEELONG Richard Kipkemboi | KEN | 3 | 6 | 2 | 8:19.87 | Q | |
| 10 | 3053 | KIPLAGAT Benjamin | UGA | 3 | 7 | 3 | 8:20.22 | Q | |
| 11 | 2874 | BUC Bostjan | SLO | 2 | 14 | 8 | 8:21.24 | | |
| 12 | 2697 | KAMAL Abubaker Ali | QAT | 3 | 3 | 4 | 8:21.85 | Q | |
| 13 | 2399 | TALEB Brahim | MAR | 2 | 9 | 9 | 8:23.09 | | |
| 14 | 1599 | MARTIN Eliseo | ESP | 3 | 2 | 5 | 8:23.19 | | SB |
| 15 | 1768 | TAHRI Bouabdellah | FRA | 1 | 3 | 1 | 8:23.42 | Q | |
| 16 | 2285 | KIPRUTO Brimin Kiprop | KEN | 1 | 2 | 2 | 8:23.53 | Q | |
| 17 | 2398 | HACHLAF Abdelkader | MAR | 1 | 12 | 3 | 8:23.62 | Q | |
| 18 | 1262 | TAHER Tareq Mubarak | BRN | 1 | 1 | 4 | 8:23.66 | Q | |
| 19 | 1667 | MESFIN Nahom | ETH | 1 | 5 | 5 | 8:23.82 | | |
| 20 | 2848 | MINSHIN Ildar | RUS | 1 | 8 | 6 | 8:26.85 | | |
| 21 | 2390 | EZZINE Hamid | MAR | 3 | 4 | 6 | 8:27.45 | | |
| 22 | 1770 | ZOUAOUI-DANDRIEUX Vincent | FRA | 3 | 12 | 7 | 8:27.91 | | |
| 23 | 1666 | GARY Roba | ETH | 3 | 8 | 8 | 8:28.27 | | |
| 24 | 2615 | SZYMKOWIAK Tomasz | POL | 1 | 4 | 7 | 8:29.37 | | |
| 25 | 1017 | MAKHOULFI Rabia | ALG | 1 | 10 | 8 | 8:29.74 | | |
| 26 | 2208 | IWAMIZU Yoshitaka | JPN | 1 | 9 | 9 | 8:29.80 | | |
| 27 | 3201 | McADAMS Josh | USA | 3 | 9 | 9 | 8:33.26 | | |
| 28 | 1852 | LEMONCELLO Andrew | GBR | 2 | 12 | 10 | 8:36.06 | | |
| 29 | 2850 | POTAPOVICH Pavel | RUS | 3 | 11 | 10 | 8:36.29 | | |
| 30 | 3275 | NELSON Billy | USA | 2 | 3 | 11 | 8:36.66 | | |
| 31 | 1617 | BLANCO Jose Luis | ESP | 2 | 4 | 12 | 8:37.37 | | |
| 32 | 2345 | ZOLNEROVICS Valerijs | LAT | 1 | 7 | 10 | 8:37.65 | | |
| 33 | 1121 | DESMET Pieter | BEL | 3 | 1 | 11 | 8:37.99 | | |
| 34 | 2669 | PAULO Alberto | POR | 1 | 11 | 11 | 8:39.11 | | |
| 35 | 3034 | AKKAS Halil | TUR | 3 | 10 | 12 | 8:44.70 | | |
| 36 | 1598 | PALOMEQUE Ruben | ESP | 1 | 6 | 12 | 8:58.50 | | |
| 37 | 2062 | MAGIDI Itay | ISR | 3 | 13 | 13 | 9:05.02 | | |
| 38 | 2321 | AL-AMRI Ali Ahmad | KSA | 2 | 11 | 13 | 9:09.73 | | |
| | 2104 | VILLANI Matteo | ITA | 1 | 13 | | DNF | | |
| | 1700 | KESKISALO Jukka | FIN | 2 | 7 | | DNS | | |

Qualification: First 4 in each heat (Q) and the next 3 fastest (q) advance to the Final

Note

Bib 2874 reinstated by the Jury of Appeal.

Legend:

DNF Did not Finish
Q Qualified by place
DNS Did not Start
q Qualified by result
NR National Record
SB Season Best
PB Personal Best



NATIONAL STADIUM
国家体育场
STADE NATIONAL

MON 星期一 LUN
18 AUG 2008
21:10

ATHLETICS
田径 / ATHLÉTISME

MEN'S 3000m STEEPLECHASE
男子3000米障碍 / 3000 m STEEPLE - HOMMES

FINAL
决赛 / FINALE



RESULTS

比赛成绩 / RÉSULTATS

| | | | | | |
|-----------------------|----------------|----------------------------|-----|----------------|-------------|
| WORLD RECORD | 7:53.63 | SHAHEEN Saif Saaeed | QAT | Brussels (BEL) | 3 SEP 2004 |
| OLYMPIC RECORD | 8:05.51 | KARIUKI Julius | KEN | Seoul (KOR) | 30 SEP 1988 |

| Rank | Bib | Name | NOC Code | Date of Birth | Order | Result | |
|------|------|-----------------------------|----------|---------------|-------|----------------|----|
| 1 | 2285 | KIPRUTO Brimin Kiprop | KEN | 31 JUL 1985 | 7 | 8:10.34 | SB |
| 2 | 1777 | MEKHISSI-B. Mahiedine | FRA | 15 MAR 1985 | 11 | 8:10.49 | PB |
| 3 | 2256 | MATEELONG Richard Kipkemboi | KEN | 14 OCT 1983 | 1 | 8:11.01 | |
| 4 | 1682 | JARSO Yakob | ETH | 5 FEB 1988 | 6 | 8:13.47 | NR |
| 5 | 1768 | TAHRI Bouabdellah | FRA | 20 DEC 1978 | 2 | 8:14.79 | |
| 6 | 1062 | ABDI Youcef | AUS | 7 DEC 1977 | 13 | 8:16.36 | PB |
| 7 | 2244 | KEMBOI Ezekiel | KEN | 25 MAY 1982 | 3 | 8:16.38 | |
| 8 | 2697 | KAMAL Abubaker Ali | QAT | 1 JAN 1983 | 9 | 8:16.59 | |
| 9 | 3053 | KIPLAGAT Benjamin | UGA | 4 MAR 1989 | 14 | 8:20.27 | |
| 10 | 2959 | MOHAMED Mustafa | SWE | 1 MAR 1979 | 12 | 8:20.69 | |
| 11 | 1262 | TAHER Tareq Mubarak | BRN | 1 DEC 1989 | 10 | 8:21.59 | |
| 12 | 2429 | LUCHIANOV Ion | MDA | 31 JAN 1981 | 15 | 8:27.82 | |
| 13 | 3166 | FAMIGLIETTI Anthony | USA | 8 NOV 1978 | 8 | 8:31.21 | |
| 14 | 2731 | RAMOLEFI Ruben | RSA | 17 JUL 1978 | 4 | 8:34.58 | |
| 15 | 2398 | HACHLAF Abdelkader | MAR | 3 AUG 1978 | 5 | 9:02.06 | |

| | | | | |
|---------------------------|--------------|---------|------|-----------------------|
| Intermediate Times | 1000m | 2:46.97 | 2731 | RAMOLEFI Ruben (RSA) |
| | 2000m | 5:33.84 | 2959 | MOHAMED Mustafa (SWE) |

Weather conditions

Temperature: 27 °C Humidity: 63 % Conditions: Cloudy

| | | | |
|----------------|---------------------------|-------------------------|-----------------------|
| Legend: | NR National Record | PB Personal Best | SB Season Best |
|----------------|---------------------------|-------------------------|-----------------------|

Results Progression



MEN'S 3000M STEEPLECHASE FINAL

National Stadium / MON 18 AUG 2008

World Record 7:53.63 SHAHEEN Saif Saaeed QAT Brussels(BEL) 3 SEP 2004
Olympic Record 8:05.51 KARIUKI Julius KEN Seoul(KOR) 30 SEP 1988

| Rk | Bib | Name | NOC | Date of Birth | Phase | Order | Position | Time | |
|----|------|------------------------------------|------------|---------------|-------------|-------|----------|---------|------|
| 1 | 2285 | <u>KIPRUTO</u> Brimin Kiprop | <u>KEN</u> | 31 JUL 1985 | Final | 7 | 1 | 8:10.34 | SB |
| | | | | | Round 1 1/3 | 2 | 2 | 8:23.53 | Q |
| 2 | 1777 | <u>MEKHISSI-B.</u> Mahiedine | <u>FRA</u> | 15 MAR 1985 | Final | 11 | 2 | 8:10.49 | PB |
| | | | | | Round 1 2/3 | 8 | 2 | 8:16.95 | Q SB |
| 3 | 2256 | <u>MATEELONG</u> Richard Kipkemboi | <u>KEN</u> | 14 OCT 1983 | Final | 1 | 3 | 8:11.01 | |
| | | | | | Round 1 3/3 | 6 | 2 | 8:19.87 | Q |
| 4 | 1682 | <u>JARSO</u> Yakob | <u>ETH</u> | 5 FEB 1988 | Final | 6 | 4 | 8:13.47 | NR |
| | | | | | Round 1 2/3 | 6 | 1 | 8:16.88 | Q PB |
| 5 | 1768 | <u>TAHRI</u> Bouabdellah | <u>FRA</u> | 20 DEC 1978 | Final | 2 | 5 | 8:14.79 | |
| | | | | | Round 1 1/3 | 3 | 1 | 8:23.42 | Q |
| 6 | 1062 | <u>ABDI</u> Youcef | <u>AUS</u> | 7 DEC 1977 | Final | 13 | 6 | 8:16.36 | PB |
| | | | | | Round 1 2/3 | 2 | 6 | 8:17.97 | q PB |
| 7 | 2244 | <u>KEMBOI</u> Ezekiel | <u>KEN</u> | 25 MAY 1982 | Final | 3 | 7 | 8:16.38 | |
| | | | | | Round 1 2/3 | 5 | 4 | 8:17.55 | Q |
| 8 | 2697 | <u>KAMAL</u> Abubaker Ali | <u>QAT</u> | 1 JAN 1983 | Final | 9 | 8 | 8:16.59 | |
| | | | | | Round 1 3/3 | 3 | 4 | 8:21.85 | Q |
| 9 | 3053 | <u>KIPLAGAT</u> Benjamin | <u>UGA</u> | 4 MAR 1989 | Final | 14 | 9 | 8:20.27 | |
| | | | | | Round 1 3/3 | 7 | 3 | 8:20.22 | Q |
| 10 | 2959 | <u>MOHAMED</u> Mustafa | <u>SWE</u> | 1 MAR 1979 | Final | 12 | 10 | 8:20.69 | |
| | | | | | Round 1 2/3 | 1 | 5 | 8:17.80 | q |
| 11 | 1262 | <u>TAHER</u> Tareq Mubarak | <u>BRN</u> | 1 DEC 1989 | Final | 10 | 11 | 8:21.59 | |
| | | | | | Round 1 1/3 | 1 | 4 | 8:23.66 | Q |
| 12 | 2429 | <u>LUCHIANOV</u> Ion | <u>MDA</u> | 31 JAN 1981 | Final | 15 | 12 | 8:27.82 | |
| | | | | | Round 1 2/3 | 10 | 7 | 8:18.97 | q NR |
| 13 | 3166 | <u>FAMIGLIETTI</u> Anthony | <u>USA</u> | 8 NOV 1978 | Final | 8 | 13 | 8:31.21 | |
| | | | | | Round 1 2/3 | 13 | 3 | 8:17.34 | Q PB |
| 14 | 2731 | <u>RAMOLEFI</u> Ruben | <u>RSA</u> | 17 JUL 1978 | Final | 4 | 14 | 8:34.58 | |
| | | | | | Round 1 3/3 | 5 | 1 | 8:19.86 | Q PB |
| 15 | 2398 | <u>HACHLAF</u> Abdelkader | <u>MAR</u> | 3 AUG 1978 | Final | 5 | 15 | 9:02.06 | |
| | | | | | Round 1 1/3 | 12 | 3 | 8:23.62 | Q |

Legend

AR - Area Record DNF - Did not Finish DNS - Did not Start DQ - Disqualified
 NR - National Record OR - Olympic Record PB - Personal Best Q - Qualified by place
 q - Qualified by result R - IAAF Rule Rk - Rank SB - Season Best
 WJR - World Junior Record WR - World Record =AR - Equal Area Record =NR - Equal National Record
 =OR - Equal Olympic Record =PB - Equalled Personal Best =SB - Equalled Season Best =WJR - Equal World Junior Record
 =WR - Equal World Record

21:24:36 18 AUG 2008
 ATM033000_C74D 2.0



OFFICIAL COMMUNICATION

官方通告 / COMMUNICATION OFFICIELLE

Item: 1

Round 1 - Head 1
Men's 3000m Steeplechase

Athlete 2874 Bostjan BUC (SLO) has been reinstated by the Jury of Appeal. His official time of 8:21.24 will be included in an amended result for this result.

Issued by: Bill Bailey - IAAF Technical Delegate
Time: 20:10
Date: 16 AUG 2008

This decision affects:

RESULTS
SCHEDULE
OTHER

Note: Athlete 2874 Bostjan BUC (SLO) has been reinstated by the Jury of Appeal



RESULTS
比赛成绩 / RÉSULTATS

CORRECTED

| | | | | | |
|-----------------------|--------------|----------------------|-----|---------------|-------------|
| WORLD RECORD | 12.87 | ROBLES Dayron | CUB | Ostrava (CZE) | 12 JUN 2008 |
| OLYMPIC RECORD | 12.91 | LIU Xiang | CHN | Athens (GRE) | 27 AUG 2004 |

HEAT 1 Start Time: 11:10 Wind: +0.3 m/s

| Rank | Bib | Name | NOC Code | Date of Birth | Lane | Reaction Time | Fn | Result |
|------|------|------------------|----------|---------------|------|---------------|----|---------|
| 1 | 1482 | ROBLES Dayron | CUB | 19 NOV 1986 | 6 | 0.180 | | 13.39 Q |
| 2 | 1841 | TURNER Andrew | GBR | 19 SEP 1980 | 4 | 0.151 | | 13.56 Q |
| 3 | 1388 | JI Wei | CHN | 5 FEB 1984 | 5 | 0.186 | | 13.57 Q |
| 4 | 2131 | PHILLIPS Richard | JAM | 26 JAN 1983 | 8 | 0.160 | | 13.60 Q |
| 5 | 2755 | BORISOV Evgeniy | RUS | 7 MAR 1984 | 3 | 0.187 | | 13.90 |
| 6 | 3301 | NORMATOV Oleg | UZB | 4 SEP 1981 | 2 | 0.177 | | 14.00 |
| 7 | 1448 | GRABUSIC Jurica | CRO | 28 MAR 1983 | 7 | 0.207 | | 14.18 |

HEAT 2 Start Time: 11:18 Wind: +0.1 m/s

| Rank | Bib | Name | NOC Code | Date of Birth | Lane | Reaction Time | Fn | Result |
|------|------|------------------|----------|---------------|------|---------------|----|------------|
| 1 | 3211 | OLIVER David | USA | 24 APR 1982 | 6 | 0.167 | | 13.30 Q |
| 2 | 1625 | QUINONEZ Jackson | ESP | 12 JUN 1980 | 5 | 0.179 | | 13.41 Q |
| 3 | 1099 | SANDS Shamar | BAH | 30 APR 1985 | 2 | 0.167 | | 13.45 Q |
| 4 | 2499 | SEDOC Gregory | NED | 16 OCT 1981 | 3 | 0.155 | F1 | 13.50 Q SB |
| 5 | 2313 | LEE Jung-joon | KOR | 26 MAR 1984 | 8 | 0.128 | | 13.65 q |
| 6 | 3004 | THOMAS Mikael | TRI | 23 NOV 1987 | 4 | 0.159 | | 13.69 q PB |
| 7 | 2890 | ZLATNAR Damjan | SLO | 16 DEC 1977 | 7 | 0.124 | | 13.84 q |

HEAT 3 Start Time: 11:26 Wind: +0.2 m/s

| Rank | Bib | Name | NOC Code | Date of Birth | Lane | Reaction Time | Fn | Result |
|------|------|-----------------|----------|---------------|------|---------------|----|------------|
| 1 | 1426 | VILLAR Paulo | COL | 20 JUL 1978 | 4 | 0.144 | | 13.37 Q SB |
| 2 | 1107 | BRATHWAITE Ryan | BAR | 6 JUN 1988 | 2 | 0.156 | | 13.38 Q NR |
| 3 | 1528 | SVOBODA Petr | CZE | 10 OCT 1984 | 5 | 0.153 | | 13.43 Q |
| 4 | 1405 | SHI Dongpeng | CHN | 6 JAN 1984 | 7 | 0.203 | | 13.53 Q |
| 5 | 1318 | FORBES Ronald | CAY | 5 APR 1985 | 8 | 0.170 | | 13.59 q NR |
| 6 | 2684 | COTTO Hector | PUR | 8 AUG 1984 | 6 | 0.140 | | 13.72 q |
| 7 | 1985 | DORIVAL Dudley | HAI | 1 SEP 1975 | 9 | 0.165 | | 13.78 q SB |
| 8 | 2551 | RASHID Abdul | PAK | 15 FEB 1979 | 3 | 0.172 | | 14.52 |

HEAT 4 Start Time: 11:34 Wind: -1.1 m/s

| Rank | Bib | Name | NOC Code | Date of Birth | Lane | Reaction Time | Fn | Result |
|------|------|------------------|----------|---------------|------|---------------|----|------------|
| 1 | 3216 | PAYNE David | USA | 24 JUL 1982 | 2 | 0.152 | | 13.42 Q |
| 2 | 1734 | DOUCOURE Ladj | FRA | 28 MAR 1983 | 6 | 0.155 | | 13.52 Q |
| 3 | 2526 | NURUDEEN Selim | NGR | 1 FEB 1983 | 8 | 0.174 | | 13.58 Q PB |
| 4 | 2152 | WIGNALL Maurice | JAM | 17 APR 1976 | 5 | 0.174 | | 13.61 Q SB |
| 5 | 1160 | LYNSHA Maksim | BLR | 6 APR 1985 | 7 | 0.196 | | 13.86 |
| 6 | 1524 | SAJDOK Stanislav | CZE | 22 JUL 1983 | 3 | 0.163 | | 13.89 |
| 7 | 2191 | NAITO Masato | JPN | 31 JUL 1980 | 4 | 0.168 | | 13.96 |

HEAT 5 Start Time: 11:42 Wind: -0.1 m/s

| Rank | Bib | Name | NOC Code | Date of Birth | Lane | Reaction Time | Fn | Result |
|------|------|------------------------------|----------|---------------|------|---------------|----|------------|
| 1 | 2602 | NOGA Artur | POL | 2 MAY 1988 | 4 | 0.175 | | 13.53 Q |
| 2 | 2828 | PEREMOTA Igor | RUS | 14 JAN 1981 | 5 | 0.142 | | 13.59 Q |
| 3 | 1995 | KISS Daniel | HUN | 12 FEB 1982 | 6 | 0.153 | | 13.61 Q SB |
| 4 | 1221 | da SILVA Anselmo | BRA | 22 MAR 1981 | 8 | 0.137 | | 13.81 Q |
| 5 | 2381 | RANDRIAMIHAJA Joseph-Berlitz | MAD | 30 NOV 1975 | 3 | 0.174 | | 13.91 |
| | 3246 | TRAMMELL Terrence | USA | 23 NOV 1978 | 2 | 0.242 | | DNF |
| | 2334 | OLIJARS Stanislavs | LAT | 22 MAR 1979 | 7 | | | DNS |



NATIONAL STADIUM
国家体育场
STADE NATIONAL

MON 星期一 LUN
18 AUG 2008

ATHLETICS
田径 / ATHLÉTISME

MEN'S 110m HURDLES
男子110米栏 / 110 m HAIES - HOMMES

ROUND 1
第1轮 / 1ER TOUR



RESULTS
比赛成绩 / RÉSULTATS

CORRECTED

HEAT 6 Start Time: 11:50 Wind: -0.1 m/s

| Rank | Bib | Name | NOC Code | Date of Birth | Lane | Reaction Time | Fn | Result |
|------|------|--------------------------|----------|---------------|------|---------------|----|-------------|
| 1 | 1951 | DOUVALIDIS Konstadinos | GRE | 10 MAR 1987 | 8 | 0.149 | | 13.49 Q =NR |
| 2 | 2497 | van der WESTEN Marcel | NED | 1 AUG 1976 | 5 | 0.162 | F1 | 13.54 Q |
| 3 | 1834 | SCOTT Allan | GBR | 27 DEC 1982 | 7 | 0.146 | | 13.56 Q |
| 4 | 1727 | COCO-VILOIN Samuel | FRA | 19 OCT 1987 | 4 | 0.176 | | 13.60 Q |
| 5 | 2694 | AL-THAWADI Mohammed Issa | QAT | 18 NOV 1981 | 3 | 0.127 | | 13.64 q SB |
| 6 | 1856 | ILARIANI David | GEO | 20 JAN 1981 | 6 | 0.155 | | 13.75 q |
| | 1356 | LIU Xiang | CHN | 13 JUL 1983 | 2 | | | DNF |

Qualification: First 4 in each heat (Q) and the next 8 fastest (q) advance to the Round 2

Weather conditions at the beginning of the 1st heat

Temperature: 27 °C Humidity: 53 % Conditions: Sunny

Athlete LIU Xiang - DNS changed to DNF

| Legend: | | | | | | | |
|------------|-----------------------|------------|----------------|------------|--------------------|-----------|-------------------|
| =NR | Equal National Record | DNF | Did not Finish | DNS | Did not Start | Fn | False start |
| NR | National Record | PB | Personal Best | Q | Qualified by place | q | Qualified by time |
| SB | Season Best | | | | | | |



NATIONAL STADIUM
国家体育场
STADE NATIONAL

MON 星期一 LUN
18 AUG 2008

ATHLETICS
田径 / ATHLÉTISME

MEN'S 110m HURDLES
男子110米栏 / 110 m HAIES - HOMMES

ROUND 1
第1轮 / 1ER TOUR



RESULTS SUMMARY

比赛成绩综合 / RÉSUMÉ DES RÉSULTATS

| | | | | | |
|-----------------------|--------------|----------------------|-----|---------------|-------------|
| WORLD RECORD | 12.87 | ROBLES Dayron | CUB | Ostrava (CZE) | 12 JUN 2008 |
| OLYMPIC RECORD | 12.91 | LIU Xiang | CHN | Athens (GRE) | 27 AUG 2004 |

| Rank | Bib | Name | NOC Code | Heat | Lane | Position | Wind | Time | |
|------|------|------------------------------|----------|------|------|----------|------|-------|-------|
| 1 | 3211 | OLIVER David | USA | 2 | 6 | 1 | +0.1 | 13.30 | Q |
| 2 | 1426 | VILLAR Paulo | COL | 3 | 4 | 1 | +0.2 | 13.37 | Q SB |
| 3 | 1107 | BRATHWAITE Ryan | BAR | 3 | 2 | 2 | +0.2 | 13.38 | Q NR |
| 4 | 1482 | ROBLES Dayron | CUB | 1 | 6 | 1 | +0.3 | 13.39 | Q |
| 5 | 1625 | QUINONEZ Jackson | ESP | 2 | 5 | 2 | +0.1 | 13.41 | Q |
| 6 | 3216 | PAYNE David | USA | 4 | 2 | 1 | -1.1 | 13.42 | Q |
| 7 | 1528 | SVOBODA Petr | CZE | 3 | 5 | 3 | +0.2 | 13.43 | Q |
| 8 | 1099 | SANDS Shamar | BAH | 2 | 2 | 3 | +0.1 | 13.45 | Q |
| 9 | 1951 | DOUVALIDIS Konstadinos | GRE | 6 | 8 | 1 | -0.1 | 13.49 | Q =NR |
| 10 | 2499 | SEDOC Gregory | NED | 2 | 3 | 4 | +0.1 | 13.50 | Q SB |
| 11 | 1734 | DOUCOURE Ladji | FRA | 4 | 6 | 2 | -1.1 | 13.52 | Q |
| 12 | 2602 | NOGA Artur | POL | 5 | 4 | 1 | -0.1 | 13.53 | Q |
| 12 | 1405 | SHI Dongpeng | CHN | 3 | 7 | 4 | +0.2 | 13.53 | Q |
| 14 | 2497 | van der WESTEN Marcel | NED | 6 | 5 | 2 | -0.1 | 13.54 | Q |
| 15 | 1834 | SCOTT Allan | GBR | 6 | 7 | 3 | -0.1 | 13.56 | Q |
| 15 | 1841 | TURNER Andrew | GBR | 1 | 4 | 2 | +0.3 | 13.56 | Q |
| 17 | 1388 | JI Wei | CHN | 1 | 5 | 3 | +0.3 | 13.57 | Q |
| 18 | 2526 | NURUDEEN Selim | NGR | 4 | 8 | 3 | -1.1 | 13.58 | Q PB |
| 19 | 1318 | FORBES Ronald | CAY | 3 | 8 | 5 | +0.2 | 13.59 | q NR |
| 19 | 2828 | PEREMOTA Igor | RUS | 5 | 5 | 2 | -0.1 | 13.59 | Q |
| 21 | 1727 | COCO-VILOIN Samuel | FRA | 6 | 4 | 4 | -0.1 | 13.60 | Q |
| 21 | 2131 | PHILLIPS Richard | JAM | 1 | 8 | 4 | +0.3 | 13.60 | Q |
| 23 | 1995 | KISS Daniel | HUN | 5 | 6 | 3 | -0.1 | 13.61 | Q SB |
| 23 | 2152 | WIGNALL Maurice | JAM | 4 | 5 | 4 | -1.1 | 13.61 | Q SB |
| 25 | 2694 | AL-THAWADI Mohammed Issa | QAT | 6 | 3 | 5 | -0.1 | 13.64 | q SB |
| 26 | 2313 | LEE Jung-joon | KOR | 2 | 8 | 5 | +0.1 | 13.65 | q |
| 27 | 3004 | THOMAS Mikel | TRI | 2 | 4 | 6 | +0.1 | 13.69 | q PB |
| 28 | 2684 | COTTO Hector | PUR | 3 | 6 | 6 | +0.2 | 13.72 | q |
| 29 | 1856 | ILARIANI David | GEO | 6 | 6 | 6 | -0.1 | 13.75 | q |
| 30 | 1985 | DORIVAL Dudley | HAI | 3 | 9 | 7 | +0.2 | 13.78 | q SB |
| 31 | 1221 | da SILVA Anselmo | BRA | 5 | 8 | 4 | -0.1 | 13.81 | Q |
| 32 | 2890 | ZLATNAR Damjan | SLO | 2 | 7 | 7 | +0.1 | 13.84 | q |
| 33 | 1160 | LYNSHA Maksim | BLR | 4 | 7 | 5 | -1.1 | 13.86 | |
| 34 | 1524 | SAJDOK Stanislav | CZE | 4 | 3 | 6 | -1.1 | 13.89 | |
| 35 | 2755 | BORISOV Evgeniy | RUS | 1 | 3 | 5 | +0.3 | 13.90 | |
| 36 | 2381 | RANDRIAMIHAJA Joseph-Berlioz | MAD | 5 | 3 | 5 | -0.1 | 13.91 | |
| 37 | 2191 | NAITO Masato | JPN | 4 | 4 | 7 | -1.1 | 13.96 | |
| 38 | 3301 | NORMATOV Oleg | UZB | 1 | 2 | 6 | +0.3 | 14.00 | |
| 39 | 1448 | GRABUSIC Jurica | CRO | 1 | 7 | 7 | +0.3 | 14.18 | |
| 40 | 2551 | RASHID Abdul | PAK | 3 | 3 | 8 | +0.2 | 14.52 | |
| | 1356 | LIU Xiang | CHN | 6 | 2 | | | DNF | |
| | 3246 | TRAMMELL Terrence | USA | 5 | 2 | | | DNF | |
| | 2334 | OLIJARS Stanislavs | LAT | 5 | 7 | | | DNS | |

Qualification: First 4 in each heat (Q) and the next 8 fastest (q) advance to the Round 2



NATIONAL STADIUM
国家体育场
STADE NATIONAL

MON 星期一 LUN
18 AUG 2008

ATHLETICS
田径 / ATHLÉTISME

MEN'S 110m HURDLES
男子110米栏 / 110 m HAIES - HOMMES

ROUND 1
第1轮 / 1ER TOUR



RESULTS SUMMARY

比赛成绩综合 / RÉSUMÉ DES RÉSULTATS

Legend:

=NR Equal National Record
PB Personal Best

DNF Did not Finish
Q Qualified by place

DNS Did not Start
q Qualified by result

NR National Record
SB Season Best



NATIONAL STADIUM
国家体育场
STADE NATIONAL

TUE 星期二 MAR
19 AUG 2008

ATHLETICS
田径 / ATHLÉTISME

MEN'S 110m HURDLES
男子110米栏 / 110 m HAIES - HOMMES

ROUND 2
第2轮 / 2ÈME TOUR



RESULTS
比赛成绩 / RÉSULTATS

| | | | | | |
|-----------------------|--------------|----------------------|-----|---------------|-------------|
| WORLD RECORD | 12.87 | ROBLES Dayron | CUB | Ostrava (CZE) | 12 JUN 2008 |
| OLYMPIC RECORD | 12.91 | LIU Xiang | CHN | Athens (GRE) | 27 AUG 2004 |

HEAT 1 Start Time: 20:45 Wind: +0.1 m/s

| Rank | Bib | Name | NOC Code | Date of Birth | Lane | Reaction Time | Fn | Result |
|------|------|------------------------|----------|---------------|------|---------------|----|------------|
| 1 | 3216 | PAYNE David | USA | 24 JUL 1982 | 4 | 0.158 | | 13.24 Q |
| 2 | 1528 | SVOBODA Petr | CZE | 10 OCT 1984 | 7 | 0.175 | F1 | 13.41 Q |
| 3 | 1405 | SHI Dongpeng | CHN | 6 JAN 1984 | 9 | 0.148 | | 13.42 Q |
| 4 | 1951 | DOUVALIDIS Konstadinos | GRE | 10 MAR 1987 | 5 | 0.159 | | 13.46 q NR |
| 5 | 2131 | PHILLIPS Richard | JAM | 26 JAN 1983 | 8 | 0.136 | | 13.48 q SB |
| 6 | 3004 | THOMAS Mikel | TRI | 23 NOV 1987 | 3 | 0.156 | | 13.62 PB |
| 7 | 2828 | PEREMOTA Igor | RUS | 14 JAN 1981 | 6 | 0.143 | | 13.70 |
| 8 | 2684 | COTTO Hector | PUR | 8 AUG 1984 | 2 | 0.152 | | 13.73 |

HEAT 2 Start Time: 20:53 Wind: 0.0 m/s

| Rank | Bib | Name | NOC Code | Date of Birth | Lane | Reaction Time | Fn | Result |
|------|------|--------------------|----------|---------------|------|---------------|----|------------|
| 1 | 1482 | ROBLES Dayron | CUB | 19 NOV 1986 | 4 | 0.167 | | 13.19 Q |
| 2 | 2602 | NOGA Artur | POL | 2 MAY 1988 | 6 | 0.161 | | 13.36 Q PB |
| 3 | 2499 | SEDOC Gregory | NED | 16 OCT 1981 | 9 | 0.153 | | 13.43 Q SB |
| 4 | 1727 | COCO-VILOIN Samuel | FRA | 19 OCT 1987 | 8 | 0.188 | | 13.51 q |
| 5 | 1841 | TURNER Andrew | GBR | 19 SEP 1980 | 5 | 0.147 | | 13.53 |
| 6 | 2313 | LEE Jung-joon | KOR | 26 MAR 1984 | 3 | 0.138 | | 13.55 NR |
| 7 | 1099 | SANDS Shamar | BAH | 30 APR 1985 | 7 | 0.227 | | 13.55 |
| 8 | 1856 | ILARIANI David | GEO | 20 JAN 1981 | 2 | 0.149 | | 13.74 |

HEAT 3 Start Time: 21:02 Wind: 0.0 m/s

| Rank | Bib | Name | NOC Code | Date of Birth | Lane | Reaction Time | Fn | Result |
|------|--------------------------|-----------------------|-------------|---------------|------|---------------|------------|------------|
| 1 | 2152 | WIGNALL Maurice | JAM | 17 APR 1976 | 8 | 0.173 | | 13.36 Q SB |
| 2 | 1107 | BRATHWAITE Ryan | BAR | 6 JUN 1988 | 5 | 0.162 | | 13.44 Q |
| 3 | 1426 | VILLAR Paulo | COL | 20 JUL 1978 | 7 | 0.153 | | 13.46 Q |
| 4 | 2497 | van der WESTEN Marcel | NED | 1 AUG 1976 | 4 | 0.149 | F1 | 13.48 q |
| 5 | 1995 | KISS Daniel | HUN | 12 FEB 1982 | 9 | 0.159 | | 13.63 |
| 6 | 1834 | SCOTT Allan | GBR | 27 DEC 1982 | 6 | 0.121 | | 13.66 |
| 7 | 1985 | DORIVAL Dudley | HAI | 1 SEP 1975 | 3 | 0.142 | | 13.71 SB |
| 2694 | AL-THAWADI Mohammed Issa | QAT | 18 NOV 1981 | 2 | | F2 | DQ R 162.7 | |

HEAT 4 Start Time: 21:10 Wind: +0.1 m/s

| Rank | Bib | Name | NOC Code | Date of Birth | Lane | Reaction Time | Fn | Result |
|------|----------------|------------------|-------------|---------------|------|---------------|----|---------|
| 1 | 3211 | OLIVER David | USA | 24 APR 1982 | 5 | 0.156 | | 13.16 Q |
| 2 | 1734 | DOUCOURE Ladji | FRA | 28 MAR 1983 | 7 | 0.190 | | 13.39 Q |
| 3 | 1625 | QUINONEZ Jackson | ESP | 12 JUN 1980 | 4 | 0.167 | | 13.47 Q |
| 4 | 2526 | NURUDEEN Selim | NGR | 1 FEB 1983 | 9 | 0.194 | | 13.66 |
| 5 | 1318 | FORBES Ronald | CAY | 5 APR 1985 | 3 | 0.175 | | 13.72 |
| 6 | 1388 | JI Wei | CHN | 5 FEB 1984 | 6 | 0.173 | | 13.80 |
| 7 | 1221 | da SILVA Anselmo | BRA | 22 MAR 1981 | 8 | 0.154 | | 13.84 |
| 2890 | ZLATNAR Damjan | SLO | 16 DEC 1977 | 2 | | | | DNS |

Qualification: First 3 in each heat (Q) and the next 4 fastest (q) advance to the Semifinals

Weather conditions at the beginning of the 1st heat

Temperature: 29 °C Humidity: 53 % Conditions: Cloudy

Note
IAAF Rule 162.7 - false start

Legend:
DNS Did not Start **DQ** Disqualified **Fn** False start **NR** National Record
PB Personal Best **Q** Qualified by place **q** Qualified by time **SB** Season Best



NATIONAL STADIUM
国家体育场
STADE NATIONAL

TUE 星期二 MAR
19 AUG 2008

ATHLETICS
田径 / ATHLÉTISME

MEN'S 110m HURDLES
男子110米栏 / 110 m HAIES - HOMMES

ROUND 2
第2轮 / 2ÈME TOUR



RESULTS SUMMARY

比赛成绩综合 / RÉSUMÉ DES RÉSULTATS

| | | | | | |
|-----------------------|--------------|----------------------|-----|---------------|-------------|
| WORLD RECORD | 12.87 | ROBLES Dayron | CUB | Ostrava (CZE) | 12 JUN 2008 |
| OLYMPIC RECORD | 12.91 | LIU Xiang | CHN | Athens (GRE) | 27 AUG 2004 |

| Rank | Bib | Name | NOC Code | Heat | Lane | Position | Wind | Time | |
|------|------|--------------------------|----------|------|------|----------|------|-------|---------|
| 1 | 3211 | OLIVER David | USA | 4 | 5 | 1 | +0.1 | 13.16 | Q |
| 2 | 1482 | ROBLES Dayron | CUB | 2 | 4 | 1 | 0.0 | 13.19 | Q |
| 3 | 3216 | PAYNE David | USA | 1 | 4 | 1 | +0.1 | 13.24 | Q |
| 4 | 2602 | NOGA Artur | POL | 2 | 6 | 2 | 0.0 | 13.36 | Q PB |
| 4 | 2152 | WIGNALL Maurice | JAM | 3 | 8 | 1 | 0.0 | 13.36 | Q SB |
| 6 | 1734 | DOUCOURE Ladji | FRA | 4 | 7 | 2 | +0.1 | 13.39 | Q |
| 7 | 1528 | SVOBODA Petr | CZE | 1 | 7 | 2 | +0.1 | 13.41 | Q |
| 8 | 1405 | SHI Dongpeng | CHN | 1 | 9 | 3 | +0.1 | 13.42 | Q |
| 9 | 2499 | SEDOC Gregory | NED | 2 | 9 | 3 | 0.0 | 13.43 | Q SB |
| 10 | 1107 | BRATHWAITE Ryan | BAR | 3 | 5 | 2 | 0.0 | 13.44 | Q |
| 11 | 1951 | DOUVALIDIS Konstadinos | GRE | 1 | 5 | 4 | +0.1 | 13.46 | q NR |
| 11 | 1426 | VILLAR Paulo | COL | 3 | 7 | 3 | 0.0 | 13.46 | Q |
| 13 | 1625 | QUINONEZ Jackson | ESP | 4 | 4 | 3 | +0.1 | 13.47 | Q |
| 14 | 2131 | PHILLIPS Richard | JAM | 1 | 8 | 5 | +0.1 | 13.48 | q SB |
| 14 | 2497 | van der WESTEN Marcel | NED | 3 | 4 | 4 | 0.0 | 13.48 | q |
| 16 | 1727 | COCO-VILOIN Samuel | FRA | 2 | 8 | 4 | 0.0 | 13.51 | q |
| 17 | 1841 | TURNER Andrew | GBR | 2 | 5 | 5 | 0.0 | 13.53 | |
| 18 | 2313 | LEE Jung-joon | KOR | 2 | 3 | 6 | 0.0 | 13.55 | NR |
| 19 | 1099 | SANDS Shamar | BAH | 2 | 7 | 7 | 0.0 | 13.55 | |
| 20 | 3004 | THOMAS Mikel | TRI | 1 | 3 | 6 | +0.1 | 13.62 | PB |
| 21 | 1995 | KISS Daniel | HUN | 3 | 9 | 5 | 0.0 | 13.63 | |
| 22 | 2526 | NURUDEEN Selim | NGR | 4 | 9 | 4 | +0.1 | 13.66 | |
| 22 | 1834 | SCOTT Allan | GBR | 3 | 6 | 6 | 0.0 | 13.66 | |
| 24 | 2828 | PEREMOTA Igor | RUS | 1 | 6 | 7 | +0.1 | 13.70 | |
| 25 | 1985 | DORIVAL Dudley | HAI | 3 | 3 | 7 | 0.0 | 13.71 | SB |
| 26 | 1318 | FORBES Ronald | CAY | 4 | 3 | 5 | +0.1 | 13.72 | |
| 27 | 2684 | COTTO Hector | PUR | 1 | 2 | 8 | +0.1 | 13.73 | |
| 28 | 1856 | ILARIANI David | GEO | 2 | 2 | 8 | 0.0 | 13.74 | |
| 29 | 1388 | JI Wei | CHN | 4 | 6 | 6 | +0.1 | 13.80 | |
| 30 | 1221 | da SILVA Anselmo | BRA | 4 | 8 | 7 | +0.1 | 13.84 | |
| | 2694 | AL-THAWADI Mohammed Issa | QAT | 3 | 2 | | | DQ | R 162.7 |
| | 2890 | ZLATNAR Damjan | SLO | 4 | 2 | | | DNS | |

Qualification: First 3 in each heat (Q) and the next 4 fastest (q) advance to the Semifinals

Note
IAAF Rule 162.7 - false start

Legend:
DNS Did not Start
Q Qualified by place
DQ Disqualified
q Qualified by result
NR National Record
SB Season Best
PB Personal Best



NATIONAL STADIUM
国家体育场
STADE NATIONAL

WED 星期三 MER
20 AUG 2008

ATHLETICS
田径 / ATHLÉTISME

MEN'S 110m HURDLES
男子110米栏 / 110 m HAIES - HOMMES

SEMIFINALS
半决赛 / DEMI-FINALES



RESULTS

比赛成绩 / RÉSULTATS

| | | | | | |
|-----------------------|--------------|----------------------|-----|---------------|-------------|
| WORLD RECORD | 12.87 | ROBLES Dayron | CUB | Ostrava (CZE) | 12 JUN 2008 |
| OLYMPIC RECORD | 12.91 | LIU Xiang | CHN | Athens (GRE) | 27 AUG 2004 |

SEMIFINAL 1

Start Time: 21:30

Wind: -0.4 m/s

| Rank | Bib | Name | NOC Code | Date of Birth | Lane | Reaction Time | Fn | Result |
|------|------|------------------------|----------|---------------|------|---------------|----|------------|
| 1 | 1482 | ROBLES Dayron | CUB | 19 NOV 1986 | 4 | 0.221 | | 13.12 Q |
| 2 | 3216 | PAYNE David | USA | 24 JUL 1982 | 6 | 0.177 | | 13.21 Q SB |
| 3 | 1734 | DOUCOURE Ladj | FRA | 28 MAR 1983 | 5 | 0.183 | | 13.22 Q SB |
| 4 | 2131 | PHILLIPS Richard | JAM | 26 JAN 1983 | 3 | 0.153 | | 13.43 Q SB |
| 5 | 1951 | DOUVALIDIS Konstadinos | GRE | 10 MAR 1987 | 2 | 0.157 | | 13.55 |
| 6 | 2499 | SEDOC Gregory | NED | 16 OCT 1981 | 8 | 0.162 | F1 | 13.60 |
| 7 | 1528 | SVOBODA Petr | CZE | 10 OCT 1984 | 7 | 0.182 | | 13.60 |
| 8 | 1426 | VILLAR Paulo | COL | 20 JUL 1978 | 9 | 0.153 | | 13.85 |

SEMIFINAL 2

Start Time: 21:39

Wind: -0.4 m/s

| Rank | Bib | Name | NOC Code | Date of Birth | Lane | Reaction Time | Fn | Result |
|------|------|-----------------------|----------|---------------|------|---------------|----|-------------|
| 1 | 3211 | OLIVER David | USA | 24 APR 1982 | 6 | 0.169 | | 13.31 Q |
| 2 | 2602 | NOGA Artur | POL | 2 MAY 1988 | 5 | 0.181 | | 13.34 Q PB |
| 3 | 1625 | QUINONEZ Jackson | ESP | 12 JUN 1980 | 9 | 0.173 | | 13.40 Q =SB |
| 4 | 2152 | WIGNALL Maurice | JAM | 17 APR 1976 | 7 | 0.141 | | 13.40 Q |
| 5 | 1405 | SHI Dongpeng | CHN | 6 JAN 1984 | 8 | 0.141 | | 13.42 |
| 6 | 2497 | van der WESTEN Marcel | NED | 1 AUG 1976 | 3 | 0.124 | | 13.45 |
| 7 | 1107 | BRATHWAITE Ryan | BAR | 6 JUN 1988 | 4 | 0.147 | | 13.59 |
| 8 | 1727 | COCO-VILOIN Samuel | FRA | 19 OCT 1987 | 2 | 0.187 | | 13.65 |

Qualification: First 4 in each heat (Q) advance to the Final

Weather conditions at the beginning of the 1st heat

Temperature: 27 °C Humidity: 66 % Conditions: Cloudy

| | | | | | |
|----------------|-------------------|----|-------------|----|--------------------|
| Legend: | | | | | |
| =SB | Equal Season Best | Fn | False start | PB | Personal Best |
| SB | Season Best | | | Q | Qualified by place |



NATIONAL STADIUM
国家体育场
STADE NATIONAL

WED 星期三 MER
20 AUG 2008

ATHLETICS
田径 / ATHLÉTISME

MEN'S 110m HURDLES
男子110米栏 / 110 m HAIES - HOMMES

SEMIFINALS
半决赛 / DEMI-FINALES



RESULTS SUMMARY

比赛成绩综合 / RÉSUMÉ DES RÉSULTATS

| | | | | | |
|-----------------------|--------------|----------------------|-----|---------------|-------------|
| WORLD RECORD | 12.87 | ROBLES Dayron | CUB | Ostrava (CZE) | 12 JUN 2008 |
| OLYMPIC RECORD | 12.91 | LIU Xiang | CHN | Athens (GRE) | 27 AUG 2004 |

| Rank | Bib | Name | NOC Code | Heat | Lane | Position | Wind | Time | |
|------|------|------------------------|----------|------|------|----------|------|--------------|-------|
| 1 | 1482 | ROBLES Dayron | CUB | 1 | 4 | 1 | -0.4 | 13.12 | Q |
| 2 | 3216 | PAYNE David | USA | 1 | 6 | 2 | -0.4 | 13.21 | Q SB |
| 3 | 1734 | DOUCOURE Ladji | FRA | 1 | 5 | 3 | -0.4 | 13.22 | Q SB |
| 4 | 3211 | OLIVER David | USA | 2 | 6 | 1 | -0.4 | 13.31 | Q |
| 5 | 2602 | NOGA Artur | POL | 2 | 5 | 2 | -0.4 | 13.34 | Q PB |
| 6 | 1625 | QUINONEZ Jackson | ESP | 2 | 9 | 3 | -0.4 | 13.40 | Q =SB |
| 7 | 2152 | WIGNALL Maurice | JAM | 2 | 7 | 4 | -0.4 | 13.40 | Q |
| 8 | 1405 | SHI Dongpeng | CHN | 2 | 8 | 5 | -0.4 | 13.42 | |
| 9 | 2131 | PHILLIPS Richard | JAM | 1 | 3 | 4 | -0.4 | 13.43 | Q SB |
| 10 | 2497 | van der WESTEN Marcel | NED | 2 | 3 | 6 | -0.4 | 13.45 | |
| 11 | 1951 | DOUVALIDIS Konstadinos | GRE | 1 | 2 | 5 | -0.4 | 13.55 | |
| 12 | 1107 | BRATHWAITE Ryan | BAR | 2 | 4 | 7 | -0.4 | 13.59 | |
| 13 | 2499 | SEDOC Gregory | NED | 1 | 8 | 6 | -0.4 | 13.60 | |
| 14 | 1528 | SVOBODA Petr | CZE | 1 | 7 | 7 | -0.4 | 13.60 | |
| 15 | 1727 | COCO-VILOIN Samuel | FRA | 2 | 2 | 8 | -0.4 | 13.65 | |
| 16 | 1426 | VILLAR Paulo | COL | 1 | 9 | 8 | -0.4 | 13.85 | |

Qualification: First 4 in each heat (Q) advance to the Final

| | | | | |
|----------------|------------------------------|-------------------------|-----------------------------|-----------------------|
| Legend: | =SB Equal Season Best | PB Personal Best | Q Qualified by place | SB Season Best |
|----------------|------------------------------|-------------------------|-----------------------------|-----------------------|



NATIONAL STADIUM
国家体育场
STADE NATIONAL

THU 星期四 JEU
21 AUG 2008
21:40

ATHLETICS
田径 / ATHLÉTISME

MEN'S 110m HURDLES
男子110米栏 / 110 m HAIES - HOMMES

FINAL
决赛 / FINALE



RESULTS
比赛成绩 / RÉSULTATS

| | | | | | |
|-----------------------|--------------|----------------------|-----|---------------|-------------|
| WORLD RECORD | 12.87 | ROBLES Dayron | CUB | Ostrava (CZE) | 12 JUN 2008 |
| OLYMPIC RECORD | 12.91 | LIU Xiang | CHN | Athens (GRE) | 27 AUG 2004 |

Wind: +0.1m/s

| Rank | Bib | Name | NOC Code | Date of Birth | Lane | Reaction Time | Fn | Result |
|------|------|-------------------------|----------|---------------|------|---------------|----|-----------------|
| 1 | 1482 | ROBLES Dayron | CUB | 19 NOV 1986 | 6 | 0.183 | | 12.93 |
| 2 | 3216 | PAYNE David | USA | 24 JUL 1982 | 5 | 0.175 | | 13.17 SB |
| 3 | 3211 | OLIVER David | USA | 24 APR 1982 | 7 | 0.158 | | 13.18 |
| 4 | 1734 | DOUCOURE Ladji | FRA | 28 MAR 1983 | 8 | 0.170 | | 13.24 |
| 5 | 2602 | NOGA Artur | POL | 2 MAY 1988 | 4 | 0.169 | | 13.36 |
| 6 | 2152 | WIGNALL Maurice | JAM | 17 APR 1976 | 2 | 0.163 | | 13.46 |
| 7 | 2131 | PHILLIPS Richard | JAM | 26 JAN 1983 | 3 | 0.154 | | 13.60 |
| 8 | 1625 | QUINONEZ Jackson | ESP | 12 JUN 1980 | 9 | 0.187 | | 13.69 |

Weather conditions

Temperature: 21 °C Humidity: 87 % Conditions: Cloudy

Legend:

Fn False start **SB** Season Best

Results Progression



MEN'S 110M HURDLES FINAL

National Stadium / THU 21 AUG 2008

World Record 12.87 ROBLES Dayron **CUB** Ostrava(CZE) 12 JUN 2008
Olympic Record 12.91 LIU Xiang **CHN** Athens(GRE) 27 AUG 2004

| Rk | Bib | Name | NOC | Date of Birth | Phase | Lane | Position | Wind | Time | |
|----|------|-------------------------|------------|---------------|---------------|------|----------|------|-------|-------|
| 1 | 1482 | <u>ROBLES Dayron</u> | CUB | 19 NOV 1986 | Final | 6 | 1 | +0.1 | 12.93 | |
| | | | | | Semifinal 1/2 | 4 | 1 | -0.4 | 13.12 | Q |
| | | | | | Round 2 2/4 | 4 | 1 | 0.0 | 13.19 | Q |
| | | | | | Round 1 1/6 | 6 | 1 | +0.3 | 13.39 | Q |
| 2 | 3216 | <u>PAYNE David</u> | USA | 24 JUL 1982 | Final | 5 | 2 | +0.1 | 13.17 | SB |
| | | | | | Semifinal 1/2 | 6 | 2 | -0.4 | 13.21 | Q SB |
| | | | | | Round 2 1/4 | 4 | 1 | +0.1 | 13.24 | Q |
| | | | | | Round 1 4/6 | 2 | 1 | -1.1 | 13.42 | Q |
| 3 | 3211 | <u>OLIVER David</u> | USA | 24 APR 1982 | Final | 7 | 3 | +0.1 | 13.18 | |
| | | | | | Semifinal 2/2 | 6 | 1 | -0.4 | 13.31 | Q |
| | | | | | Round 2 4/4 | 5 | 1 | +0.1 | 13.16 | Q |
| | | | | | Round 1 2/6 | 6 | 1 | +0.1 | 13.30 | Q |
| 4 | 1734 | <u>DOUCOURE Ladji</u> | FRA | 28 MAR 1983 | Final | 8 | 4 | +0.1 | 13.24 | |
| | | | | | Semifinal 1/2 | 5 | 3 | -0.4 | 13.22 | Q SB |
| | | | | | Round 2 4/4 | 7 | 2 | +0.1 | 13.39 | Q |
| | | | | | Round 1 4/6 | 6 | 2 | -1.1 | 13.52 | Q |
| 5 | 2602 | <u>NOGA Artur</u> | POL | 2 MAY 1988 | Final | 4 | 5 | +0.1 | 13.36 | |
| | | | | | Semifinal 2/2 | 5 | 2 | -0.4 | 13.34 | Q PB |
| | | | | | Round 2 2/4 | 6 | 2 | 0.0 | 13.36 | Q PB |
| | | | | | Round 1 5/6 | 4 | 1 | -0.1 | 13.53 | Q |
| 6 | 2152 | <u>WIGNALL Maurice</u> | JAM | 17 APR 1976 | Final | 2 | 6 | +0.1 | 13.46 | |
| | | | | | Semifinal 2/2 | 7 | 4 | -0.4 | 13.40 | Q |
| | | | | | Round 2 3/4 | 8 | 1 | 0.0 | 13.36 | Q SB |
| | | | | | Round 1 4/6 | 5 | 4 | -1.1 | 13.61 | Q SB |
| 7 | 2131 | <u>PHILLIPS Richard</u> | JAM | 26 JAN 1983 | Final | 3 | 7 | +0.1 | 13.60 | |
| | | | | | Semifinal 1/2 | 3 | 4 | -0.4 | 13.43 | Q SB |
| | | | | | Round 2 1/4 | 8 | 5 | +0.1 | 13.48 | q SB |
| | | | | | Round 1 1/6 | 8 | 4 | +0.3 | 13.60 | Q |
| 8 | 1625 | <u>QUINONEZ Jackson</u> | ESP | 12 JUN 1980 | Final | 9 | 8 | +0.1 | 13.69 | |
| | | | | | Semifinal 2/2 | 9 | 3 | -0.4 | 13.40 | Q =SB |
| | | | | | Round 2 4/4 | 4 | 3 | +0.1 | 13.47 | Q |
| | | | | | Round 1 2/6 | 5 | 2 | +0.1 | 13.41 | Q |

Legend

AR - Area Record DNF - Did not Finish DNS - Did not Start DQ - Disqualified
 NR - National Record OR - Olympic Record PB - Personal Best Q - Qualified by place
 q - Qualified by result R - IAAF Rule RK - Rank SB - Season Best
 WJR - World Junior Record WR - World Record =AR - Equal Area Record =NR - Equal National Record
 =OR - Equal Olympic Record =PB - Equalled Personal Best =SB - Equalled Season Best =WJR - Equal World Junior Record
 =WR - Equal World Record

21:52:36 21 AUG 2008
 ATM012000_C74D 4.0



NATIONAL STADIUM
国家体育场
STADE NATIONAL

FRI 星期五 VEN
15 AUG 2008

ATHLETICS
田径 / ATHLÉTISME

MEN'S 400m HURDLES
男子400米栏 / 400 m HAIES - HOMMES

ROUND 1
第1轮 / 1ER TOUR



RESULTS
比赛成绩 / RÉSULTATS

| | | | | | |
|-----------------------|--------------|--------------------|-----|-----------------|------------|
| WORLD RECORD | 46.78 | YOUNG Kevin | USA | Barcelona (ESP) | 6 AUG 1992 |
| OLYMPIC RECORD | 46.78 | YOUNG Kevin | USA | Barcelona (ESP) | 6 AUG 1992 |

HEAT 1 Start Time: 21:55

| Rank | Bib | Name | NOC Code | Date of Birth | Lane | Reaction Time | Fn | Result |
|------|------|--------------------|----------|---------------|------|---------------|----|----------|
| 1 | 3183 | JACKSON Bershawn | USA | 8 MAY 1983 | 4 | 0.157 | | 49.20 Q |
| 2 | 2727 | de VILLIERS Pieter | RSA | 13 JUL 1982 | 3 | 0.202 | | 49.24 Q |
| 3 | 1234 | SUGUIMATI Mahau | BRA | 13 NOV 1984 | 6 | 0.170 | | 49.45 Q |
| 4 | 1142 | WILLIAMS Jonathan | BIZ | 29 AUG 1983 | 8 | 0.175 | | 49.61 q |
| 5 | 2217 | NARISAKO Kenji | JPN | 25 JUL 1984 | 2 | 0.163 | | 49.63 |
| 6 | 2647 | MONTEIRO Edivaldo | POR | 28 APR 1976 | 7 | 0.160 | | 49.89 SB |
| 7 | 2528 | GARBA Harouna | NIG | 1 JAN 1986 | 5 | 0.291 | | 55.14 |

HEAT 2 Start Time: 22:05

| Rank | Bib | Name | NOC Code | Date of Birth | Lane | Reaction Time | Fn | Result |
|------|------|----------------------|----------|---------------|------|---------------|----|------------|
| 1 | 3239 | TAYLOR Angelo | USA | 29 DEC 1978 | 8 | 0.158 | | 48.67 Q |
| 2 | 2150 | McFARLANE Danny | JAM | 14 JUN 1972 | 6 | 0.179 | | 48.86 Q |
| 3 | 2733 | MYBURGH Alwyn | RSA | 13 OCT 1980 | 5 | 0.148 | | 48.92 Q SB |
| 4 | 2554 | KAMANI Bayano | PAN | 17 APR 1980 | 4 | 0.174 | | 49.05 q SB |
| 5 | 2772 | DEREVYAGIN Alexander | RUS | 24 MAR 1979 | 3 | 0.187 | | 49.19 q |
| 6 | 2463 | MAIGA Ibrahim | MLI | 14 MAR 1979 | 7 | 0.229 | | 50.57 |

HEAT 3 Start Time: 22:15

| Rank | Bib | Name | NOC Code | Date of Birth | Lane | Reaction Time | Fn | Result |
|------|------|-------------------|----------|---------------|------|---------------|----|------------|
| 1 | 2159 | BUCKLEY Markino | JAM | 16 APR 1986 | 5 | 0.196 | | 48.65 Q PB |
| 2 | 2734 | van ZYL L.J. | RSA | 20 JUL 1985 | 8 | 0.179 | | 48.86 Q |
| 3 | 2605 | PLAWGO Marek | POL | 25 FEB 1981 | 4 | 0.169 | | 49.17 Q |
| 4 | 2681 | CULSON Javier | PUR | 25 JUL 1984 | 7 | 0.246 | | 49.60 q |
| 5 | 1343 | MENG Yan | CHN | 30 SEP 1980 | 3 | 0.168 | | 49.73 SB |
| 6 | 2293 | POGORELOV Aleksey | KGZ | 26 MAR 1983 | 6 | 0.200 | | 51.47 |

HEAT 4 Start Time: 22:25

| Rank | Bib | Name | NOC Code | Date of Birth | Lane | Reaction Time | Fn | Result |
|------|------|---------------------|----------|---------------|------|---------------|----|----------|
| 1 | 3149 | CLEMENT Kerron | USA | 31 OCT 1985 | 6 | 0.240 | | 49.42 Q |
| 2 | 1952 | IAKOVAKIS Periklis | GRE | 24 MAR 1979 | 8 | 0.178 | | 49.50 Q |
| 3 | 2153 | PHILLIPS Isa | JAM | 22 APR 1984 | 3 | 0.225 | | 49.55 Q |
| 4 | 2192 | TAMESUE Dai | JPN | 3 MAY 1978 | 7 | 0.214 | | 49.82 |
| 5 | 1545 | SANCHEZ Felix | DOM | 30 AUG 1977 | 5 | 0.184 | | 51.10 |
| 6 | 2567 | BOINO Mowen | PNG | 16 DEC 1979 | 4 | 0.250 | | 51.47 SB |
| | 2225 | MELESHENKO Yevgeniy | KAZ | 19 JAN 1981 | 2 | 0.272 | | DNF |

Qualification: First 3 in each heat (Q) and the next 4 fastest (q) advance to the Semifinals

Weather conditions at the beginning of the 1st heat

Temperature: 28 °C Humidity: 44 % Conditions: Partly cloudy

| | | | | | | | |
|----------------|-------------------|-----------|-------------|-----------|---------------|----------|--------------------|
| Legend: | Did not Finish | Fn | False start | PB | Personal Best | Q | Qualified by place |
| q | Qualified by time | SB | Season Best | | | | |



NATIONAL STADIUM
国家体育场
STADE NATIONAL

FRI 星期五 VEN
15 AUG 2008

ATHLETICS
田径 / ATHLÉTISME

MEN'S 400m HURDLES
男子400米栏 / 400 m HAIES - HOMMES

ROUND 1
第1轮 / 1ER TOUR



RESULTS SUMMARY

比赛成绩综合 / RÉSUMÉ DES RÉSULTATS

| | | | | | |
|-----------------------|--------------|--------------------|-----|-----------------|------------|
| WORLD RECORD | 46.78 | YOUNG Kevin | USA | Barcelona (ESP) | 6 AUG 1992 |
| OLYMPIC RECORD | 46.78 | YOUNG Kevin | USA | Barcelona (ESP) | 6 AUG 1992 |

| Rank | Bib | Name | NOC Code | Heat | Lane | Position | Time | | |
|------|------|----------------------|----------|------|------|----------|-------|---|----|
| 1 | 2159 | BUCKLEY Markino | JAM | 3 | 5 | 1 | 48.65 | Q | PB |
| 2 | 3239 | TAYLOR Angelo | USA | 2 | 8 | 1 | 48.67 | Q | |
| 3 | 2150 | McFARLANE Danny | JAM | 2 | 6 | 2 | 48.86 | Q | |
| 3 | 2734 | van ZYL L.J. | RSA | 3 | 8 | 2 | 48.86 | Q | |
| 5 | 2733 | MYBURGH Alwyn | RSA | 2 | 5 | 3 | 48.92 | Q | SB |
| 6 | 2554 | KAMANI Bayano | PAN | 2 | 4 | 4 | 49.05 | q | SB |
| 7 | 2605 | PLAWGO Marek | POL | 3 | 4 | 3 | 49.17 | Q | |
| 8 | 2772 | DEREVYAGIN Alexander | RUS | 2 | 3 | 5 | 49.19 | q | |
| 9 | 3183 | JACKSON Bershawn | USA | 1 | 4 | 1 | 49.20 | Q | |
| 10 | 2727 | de VILLIERS Pieter | RSA | 1 | 3 | 2 | 49.24 | Q | |
| 11 | 3149 | CLEMENT Kerron | USA | 4 | 6 | 1 | 49.42 | Q | |
| 12 | 1234 | SUGUMATI Mahau | BRA | 1 | 6 | 3 | 49.45 | Q | |
| 13 | 1952 | IAKOVAKIS Periklis | GRE | 4 | 8 | 2 | 49.50 | Q | |
| 14 | 2153 | PHILLIPS Isa | JAM | 4 | 3 | 3 | 49.55 | Q | |
| 15 | 2681 | CULSON Javier | PUR | 3 | 7 | 4 | 49.60 | q | |
| 16 | 1142 | WILLIAMS Jonathan | BIZ | 1 | 8 | 4 | 49.61 | q | |
| 17 | 2217 | NARISAKO Kenji | JPN | 1 | 2 | 5 | 49.63 | | |
| 18 | 1343 | MENG Yan | CHN | 3 | 3 | 5 | 49.73 | | SB |
| 19 | 2192 | TAMESUE Dai | JPN | 4 | 7 | 4 | 49.82 | | |
| 20 | 2647 | MONTEIRO Edivaldo | POR | 1 | 7 | 6 | 49.89 | | SB |
| 21 | 2463 | MAIGA Ibrahima | MLI | 2 | 7 | 6 | 50.57 | | |
| 22 | 1545 | SANCHEZ Felix | DOM | 4 | 5 | 5 | 51.10 | | |
| 23 | 2567 | BOINO Mowen | PNG | 4 | 4 | 6 | 51.47 | | SB |
| 23 | 2293 | POGORELOV Aleksey | KGZ | 3 | 6 | 6 | 51.47 | | |
| 25 | 2528 | GARBA Harouna | NIG | 1 | 5 | 7 | 55.14 | | |
| | 2225 | MELESHENKO Yevgeniy | KAZ | 4 | 2 | | DNF | | |

Qualification: First 3 in each heat (Q) and the next 4 fastest (q) advance to the Semifinals

| | | | | | | | |
|----------------|----------------|-----------|---------------|----------|--------------------|----------|---------------------|
| Legend: | Did not Finish | PB | Personal Best | Q | Qualified by place | q | Qualified by result |
| DNF | Did not Finish | | | | | | |
| SB | Season Best | | | | | | |



NATIONAL STADIUM
国家体育场
STADE NATIONAL

SAT 星期六 SAM
16 AUG 2008

ATHLETICS
田径 / ATHLÉTISME

MEN'S 400m HURDLES
男子400米栏 / 400 m HAIES - HOMMES

SEMIFINALS
半决赛 / DEMI-FINALES



RESULTS

比赛成绩 / RÉSULTATS

| | | | | | |
|-----------------------|--------------|--------------------|-----|-----------------|------------|
| WORLD RECORD | 46.78 | YOUNG Kevin | USA | Barcelona (ESP) | 6 AUG 1992 |
| OLYMPIC RECORD | 46.78 | YOUNG Kevin | USA | Barcelona (ESP) | 6 AUG 1992 |

SEMIFINAL 1

Start Time: 21:15

| Rank | Bib | Name | NOC Code | Date of Birth | Lane | Reaction Time | Fn | Result |
|------|------|----------------------|----------|---------------|------|---------------|----|------------|
| 1 | 3239 | TAYLOR Angelo | USA | 29 DEC 1978 | 5 | 0.164 | | 47.94 Q SB |
| 2 | 3183 | JACKSON Bershawn | USA | 8 MAY 1983 | 6 | 0.164 | | 48.02 Q SB |
| 3 | 2734 | van ZYL L.J. | RSA | 20 JUL 1985 | 4 | 0.251 | | 48.57 Q |
| 4 | 2605 | PLAWGO Marek | POL | 25 FEB 1981 | 9 | 0.318 | | 48.75 Q |
| 5 | 2153 | PHILLIPS Isa | JAM | 22 APR 1984 | 8 | 0.294 | | 48.85 |
| 6 | 2772 | DEREVYAGIN Alexander | RUS | 24 MAR 1979 | 2 | 0.186 | | 49.23 |
| 7 | 2727 | de VILLIERS Pieter | RSA | 13 JUL 1982 | 7 | 0.172 | | 49.44 |
| 8 | 2681 | CULSON Javier | PUR | 25 JUL 1984 | 3 | 0.248 | | 49.85 |

SEMIFINAL 2

Start Time: 21:24

| Rank | Bib | Name | NOC Code | Date of Birth | Lane | Reaction Time | Fn | Result |
|------|------|--------------------|----------|---------------|------|---------------|----|------------|
| 1 | 3149 | CLEMENT Kerron | USA | 31 OCT 1985 | 7 | 0.316 | | 48.27 Q |
| 2 | 2150 | McFARLANE Danny | JAM | 14 JUN 1972 | 4 | 0.259 | | 48.33 Q SB |
| 3 | 2159 | BUCKLEY Markino | JAM | 16 APR 1986 | 5 | 0.306 | | 48.50 Q PB |
| 4 | 1952 | IAKOVAKIS Periklis | GRE | 24 MAR 1979 | 6 | 0.300 | | 48.69 Q SB |
| 5 | 2733 | MYBURGH Alwyn | RSA | 13 OCT 1980 | 9 | 0.361 | | 49.16 |
| 6 | 1142 | WILLIAMS Jonathan | BIZ | 29 AUG 1983 | 3 | 0.166 | | 49.64 |
| 7 | 1234 | SUGUIMATI Mahau | BRA | 13 NOV 1984 | 8 | 0.299 | | 50.16 |
| 8 | 2554 | KAMANI Bayano | PAN | 17 APR 1980 | 2 | 0.221 | | 50.48 |

Qualification: First 4 in each heat (Q) advance to the Final

Weather conditions at the beginning of the 1st heat

Temperature: 28 °C Humidity: 37 % Conditions: Cloudy

| | | | | |
|----------------|-----------------------|-------------------------|-----------------------------|-----------------------|
| Legend: | Fn False start | PB Personal Best | Q Qualified by place | SB Season Best |
|----------------|-----------------------|-------------------------|-----------------------------|-----------------------|



NATIONAL STADIUM
国家体育场
STADE NATIONAL

SAT 星期六 SAM
16 AUG 2008

ATHLETICS
田径 / ATHLÉTISME

MEN'S 400m HURDLES
男子400米栏 / 400 m HAIES - HOMMES

SEMIFINALS
半决赛 / DEMI-FINALES



RESULTS SUMMARY

比赛成绩综合 / RÉSUMÉ DES RÉSULTATS

| | | | | | |
|-----------------------|--------------|--------------------|-----|-----------------|------------|
| WORLD RECORD | 46.78 | YOUNG Kevin | USA | Barcelona (ESP) | 6 AUG 1992 |
| OLYMPIC RECORD | 46.78 | YOUNG Kevin | USA | Barcelona (ESP) | 6 AUG 1992 |

| Rank | Bib | Name | NOC Code | Heat | Lane | Position | Time | | |
|------|------|----------------------|----------|------|------|----------|-------|---|----|
| 1 | 3239 | TAYLOR Angelo | USA | 1 | 5 | 1 | 47.94 | Q | SB |
| 2 | 3183 | JACKSON Bershawn | USA | 1 | 6 | 2 | 48.02 | Q | SB |
| 3 | 3149 | CLEMENT Kerron | USA | 2 | 7 | 1 | 48.27 | Q | |
| 4 | 2150 | McFARLANE Danny | JAM | 2 | 4 | 2 | 48.33 | Q | SB |
| 5 | 2159 | BUCKLEY Markino | JAM | 2 | 5 | 3 | 48.50 | Q | PB |
| 6 | 2734 | van ZYL L.J. | RSA | 1 | 4 | 3 | 48.57 | Q | |
| 7 | 1952 | IAKOVAKIS Periklis | GRE | 2 | 6 | 4 | 48.69 | Q | SB |
| 8 | 2605 | PLAWGO Marek | POL | 1 | 9 | 4 | 48.75 | Q | |
| 9 | 2153 | PHILLIPS Isa | JAM | 1 | 8 | 5 | 48.85 | | |
| 10 | 2733 | MYBURGH Alwyn | RSA | 2 | 9 | 5 | 49.16 | | |
| 11 | 2772 | DEREVYAGIN Alexander | RUS | 1 | 2 | 6 | 49.23 | | |
| 12 | 2727 | de VILLIERS Pieter | RSA | 1 | 7 | 7 | 49.44 | | |
| 13 | 1142 | WILLIAMS Jonathan | BIZ | 2 | 3 | 6 | 49.64 | | |
| 14 | 2681 | CULSON Javier | PUR | 1 | 3 | 8 | 49.85 | | |
| 15 | 1234 | SUGUIMATI Mahau | BRA | 2 | 8 | 7 | 50.16 | | |
| 16 | 2554 | KAMANI Bayano | PAN | 2 | 2 | 8 | 50.48 | | |

Qualification: First 4 in each heat (Q) advance to the Final

| | | | | |
|-------------------------|-----------------------------|-----------------------|--|--|
| Legend: | | | | |
| PB Personal Best | Q Qualified by place | SB Season Best | | |



NATIONAL STADIUM
国家体育场
STADE NATIONAL

MON 星期一 LUN
18 AUG 2008
22:00

ATHLETICS
田径 / ATHLÉTISME

MEN'S 400m HURDLES
男子400米栏 / 400 m HAIES - HOMMES

FINAL
决赛 / FINALE



RESULTS

比赛成绩 / RÉSULTATS

| | | | | | |
|-----------------------|--------------|--------------------|-----|-----------------|------------|
| WORLD RECORD | 46.78 | YOUNG Kevin | USA | Barcelona (ESP) | 6 AUG 1992 |
| OLYMPIC RECORD | 46.78 | YOUNG Kevin | USA | Barcelona (ESP) | 6 AUG 1992 |

| Rank | Bib | Name | NOC Code | Date of Birth | Lane | Reaction Time | Fn | Result |
|------|------|--------------------|----------|---------------|------|---------------|----|-----------------|
| 1 | 3239 | TAYLOR Angelo | USA | 29 DEC 1978 | 6 | 0.164 | | 47.25 PB |
| 2 | 3149 | CLEMENT Kerron | USA | 31 OCT 1985 | 4 | 0.265 | | 47.98 |
| 3 | 3183 | JACKSON Bershawn | USA | 8 MAY 1983 | 7 | 0.145 | | 48.06 |
| 4 | 2150 | McFARLANE Danny | JAM | 14 JUN 1972 | 5 | 0.213 | | 48.30 SB |
| 5 | 2734 | van ZYL L.J. | RSA | 20 JUL 1985 | 8 | 0.253 | | 48.42 |
| 6 | 2605 | PLAWGO Marek | POL | 25 FEB 1981 | 3 | 0.226 | | 48.52 SB |
| 7 | 2159 | BUCKLEY Markino | JAM | 16 APR 1986 | 9 | 0.264 | | 48.60 |
| 8 | 1952 | IAKOVAKIS Periklis | GRE | 24 MAR 1979 | 2 | 0.195 | | 49.96 |

Weather conditions

Temperature: 27 °C Humidity: 63 % Conditions: Cloudy

Legend:

Fn False start PB Personal Best SB Season Best

Results Progression



MEN'S 400M HURDLES FINAL

National Stadium / MON 18 AUG 2008

World Record 46.78 YOUNG Kevin USA Barcelona(ESP) 6 AUG 1992
Olympic Record 46.78 YOUNG Kevin USA Barcelona(ESP) 6 AUG 1992

| Rk | Bib | Name | NOC | Date of Birth | Phase | Lane | Position | Time | | |
|----|------|---------------------------|------------|---------------|---------------|------|----------|-------|---|----|
| 1 | 3239 | <u>TAYLOR Angelo</u> | <u>USA</u> | 29 DEC 1978 | Final | 6 | 1 | 47.25 | | PB |
| | | | | | Semifinal 1/2 | 5 | 1 | 47.94 | Q | SB |
| | | | | | Round 1 2/4 | 8 | 1 | 48.67 | Q | |
| 2 | 3149 | <u>CLEMENT Kerron</u> | <u>USA</u> | 31 OCT 1985 | Final | 4 | 2 | 47.98 | | |
| | | | | | Semifinal 2/2 | 7 | 1 | 48.27 | Q | |
| | | | | | Round 1 4/4 | 6 | 1 | 49.42 | Q | |
| 3 | 3183 | <u>JACKSON Bershawn</u> | <u>USA</u> | 8 MAY 1983 | Final | 7 | 3 | 48.06 | | |
| | | | | | Semifinal 1/2 | 6 | 2 | 48.02 | Q | SB |
| | | | | | Round 1 1/4 | 4 | 1 | 49.20 | Q | |
| 4 | 2150 | <u>McFARLANE Danny</u> | <u>JAM</u> | 14 JUN 1972 | Final | 5 | 4 | 48.30 | | SB |
| | | | | | Semifinal 2/2 | 4 | 2 | 48.33 | Q | SB |
| | | | | | Round 1 2/4 | 6 | 2 | 48.86 | Q | |
| 5 | 2734 | <u>van ZYL L.J.</u> | <u>RSA</u> | 20 JUL 1985 | Final | 8 | 5 | 48.42 | | |
| | | | | | Semifinal 1/2 | 4 | 3 | 48.57 | Q | |
| | | | | | Round 1 3/4 | 8 | 2 | 48.86 | Q | |
| 6 | 2605 | <u>PLAWGO Marek</u> | <u>POL</u> | 25 FEB 1981 | Final | 3 | 6 | 48.52 | | SB |
| | | | | | Semifinal 1/2 | 9 | 4 | 48.75 | Q | |
| | | | | | Round 1 3/4 | 4 | 3 | 49.17 | Q | |
| 7 | 2159 | <u>BUCKLEY Markino</u> | <u>JAM</u> | 16 APR 1986 | Final | 9 | 7 | 48.60 | | |
| | | | | | Semifinal 2/2 | 5 | 3 | 48.50 | Q | PB |
| | | | | | Round 1 3/4 | 5 | 1 | 48.65 | Q | PB |
| 8 | 1952 | <u>IAKOVAKIS Periklis</u> | <u>GRE</u> | 24 MAR 1979 | Final | 2 | 8 | 49.96 | | |
| | | | | | Semifinal 2/2 | 6 | 4 | 48.69 | Q | SB |
| | | | | | Round 1 4/4 | 8 | 2 | 49.50 | Q | |

Legend

| | | | |
|----------------------------|------------------------------|----------------------------|----------------------------------|
| AR - Area Record | DNF - Did not Finish | DNS - Did not Start | DQ - Disqualified |
| NR - National Record | OR - Olympic Record | PB - Personal Best | Q - Qualified by place |
| q - Qualified by result | R - IAAF Rule | Rk - Rank | SB - Season Best |
| WJR - World Junior Record | WR - World Record | =AR - Equal Area Record | =NR - Equal National Record |
| =OR - Equal Olympic Record | =PB - Equalled Personal Best | =SB - Equalled Season Best | =WJR - Equal World Junior Record |
| =WR - Equal World Record | | | |

22:05:39 18 AUG 2008
 ATM044000_C74D 3.0



RESULTS

比赛成绩 / RÉSULTATS

| | | | | | |
|-----------------------|--------------|-------------------------|-----|-------------------|-------------|
| WORLD RECORD | 2.45m | SOTOMAYOR Javier | CUB | Salamanca (ESP) | 27 JUL 1993 |
| OLYMPIC RECORD | 2.39m | AUSTIN Charles | USA | Atlanta, GA (USA) | 28 JUL 1996 |

| Rank | Bib | Name | NOC Code | Date of Birth | 2.10 | 2.15 | 2.20 | 2.25 | 2.29 | Result |
|------|------|-----------------------|----------|---------------|------|------|------|------|------|-----------------|
| 1 | 1509 | BABA Jaroslav | CZE | 2 SEP 1984 | - | o | o | o | o | 2.29 q |
| 1 | 1814 | MASON Germaine | GBR | 20 JAN 1983 | - | o | o | o | o | 2.29 q |
| 3 | 1870 | SPANK Raul-Roland | GER | 13 JUL 1988 | - | o | o | xo | o | 2.29 q |
| 4 | 2953 | HOLM Stefan | SWE | 25 MAY 1976 | - | - | o | o | xo | 2.29 q |
| 5 | 2881 | PREZELJ Rozle | SLO | 26 SEP 1979 | - | o | o | o | xxx | 2.25 q |
| 5 | 2807 | RYBAKOV Yaroslav | RUS | 22 NOV 1980 | - | o | o | o | xxx | 2.25 q |
| 7 | 3198 | MANSON Andra | USA | 30 APR 1984 | - | xo | xo | o | xxx | 2.25 |
| 8 | 2086 | BETTINELLI Andrea | ITA | 6 OCT 1978 | - | o | o | xo | xxx | 2.25 |
| 8 | 1741 | HANANY Mickael | FRA | 25 MAR 1983 | o | o | o | xo | xxx | 2.25 |
| 8 | 2854 | VORONIN Vyacheslav | RUS | 5 APR 1974 | - | o | o | xo | xxx | 2.25 |
| 11 | 2905 | TOPIC Dragutin | SRB | 12 MAR 1971 | - | o | xo | xo | xxx | 2.25 |
| 12 | 2061 | PALLI Nikita | ISR | 28 MAY 1987 | o | o | o | xxx | | 2.20 |
| 12 | 1103 | THOMAS Donald | BAH | 1 JUL 1984 | - | o | o | xxx | | 2.20 |
| 14 | 2570 | BIENIEK Michal | POL | 17 MAY 1984 | - | xo | o | xxx | | 2.20 |
| 14 | 2967 | GAZAL Majed Aldin | SYR | 1 JAN 1988 | o | xo | o | xxx | | 2.20 =NR |
| 16 | 3187 | JONAS Dusty | USA | 19 APR 1986 | o | o | xo | xxx | | 2.20 |
| 17 | 2934 | HORAK Peter | SVK | 7 DEC 1983 | o | xo | xxx | | | 2.15 |
| 17 | 2438 | MARTINEZ Gerardo | MEX | 9 MAR 1979 | o | xo | xxx | | | 2.15 |
| 19 | 1957 | BANIOTIS Konstantinos | GRE | 6 NOV 1986 | xo | xxx | | | | 2.10 |
| 20 | 3109 | NARTOV Oleksandr | UKR | 21 MAY 1988 | xxo | xxx | | | | 2.10 |

Qualification: Qualifying performance 2.32 (Q) or at least 12 best performers (q) advance to the Final

Weather conditions

Temperature: 22 °C Humidity: 74 % Conditions: Cloudy

| | | | | | |
|----------------|---------|-----|-----------------------|---|--------------------------|
| Legend: | | | | | |
| - | Pass | =NR | Equal National Record | o | Clearance |
| x | Failure | | | | q |
| | | | | | Qualified by performance |



NATIONAL STADIUM
国家体育场
STADE NATIONAL

SUN 星期天 DIM
17 AUG 2008
20:20

ATHLETICS
田径 / ATHLÉTISME

MEN'S HIGH JUMP
男子跳高 / SAUT EN HAUTEUR - HOMMES

QUALIFICATION GROUP B
及格赛 - B组 / QUALIFICATIONS GROUPE B



RESULTS

比赛成绩 / RÉSULTATS

| | | | | | |
|-----------------------|--------------|-------------------------|-----|-------------------|-------------|
| WORLD RECORD | 2.45m | SOTOMAYOR Javier | CUB | Salamanca (ESP) | 27 JUL 1993 |
| OLYMPIC RECORD | 2.39m | AUSTIN Charles | USA | Atlanta, GA (USA) | 28 JUL 1996 |

| Rank | Bib | Name | NOC Code | Date of Birth | 2.10 | 2.15 | 2.20 | 2.25 | 2.29 | Result |
|------|------|--------------------|----------|---------------|------|------|------|------|------|--------|
| 1 | 1243 | de LIMA Jesse | BRA | 17 FEB 1981 | - | o | o | o | o | 2.29 q |
| 1 | 1516 | JANKU Tomas | CZE | 27 DEC 1974 | o | o | o | o | o | 2.29 q |
| 3 | 1788 | BERNARD Martyn | GBR | 15 DEC 1984 | - | o | o | o | xo | 2.29 q |
| 3 | 2776 | SILNOV Andrey | RUS | 9 SEP 1984 | - | o | o | o | xo | 2.29 q |
| 5 | 2089 | CAMPIOLI Filippo | ITA | 21 FEB 1982 | o | o | o | o | xxx | 2.25 q |
| 6 | 1822 | PARSONS Tom | GBR | 5 MAY 1984 | - | o | xo | o | xxx | 2.25 q |
| 7 | 1505 | IOANNOU Kyriakos | CYP | 26 JUL 1984 | - | xo | xo | xo | xxx | 2.25 |
| 8 | 1314 | MASON Mike | CAN | 30 SEP 1986 | - | o | o | xxo | xxx | 2.25 |
| 8 | 3279 | WILLIAMS Jesse | USA | 27 DEC 1983 | - | o | o | xxo | xxx | 2.25 |
| 10 | 3088 | DEM'YANYUK Dmytro | UKR | 30 JUN 1983 | o | o | o | xxx | | 2.20 |
| 11 | 2956 | THORNBLAD Linus | SWE | 6 MAR 1985 | - | o | xo | xxx | | 2.20 |
| 12 | 1026 | GRAYMAN James | ANT | 11 OCT 1985 | xo | xxo | xo | xxx | | 2.20 |
| 13 | 1616 | BERMEJO Javier | ESP | 23 DEC 1978 | o | o | xxo | xxx | | 2.20 |
| 13 | 1201 | KGOSIEMANG Kabelo | BOT | 7 JAN 1986 | - | o | xxo | xxx | | 2.20 |
| 13 | 2120 | TALOTTI Alessandro | ITA | 8 OCT 1980 | o | o | xxo | xxx | | 2.20 |
| 16 | 2413 | LEE Hup Wei | MAS | 5 MAY 1987 | o | xo | xxo | xxx | | 2.20 |
| 17 | 3095 | KRIMARENKO Iurii | UKR | 11 AUG 1983 | o | xo | xxx | | | 2.15 |
| 18 | 2190 | DAIGO Naoyuki | JPN | 18 JAN 1981 | xxo | xxo | xxx | | | 2.15 |
| 19 | 2228 | ZASIMOVICH Sergey | KAZ | 11 MAR 1986 | xo | xxx | | | | 2.10 |
| | 1349 | HUANG Haiqiang | CHN | 8 FEB 1988 | xxx | | | | | NM |

Qualification: Qualifying performance 2.32 (Q) or at least 12 best performers (q) advance to the Final

Weather conditions

Temperature: 22 °C Humidity: 74 % Conditions: Cloudy

| | | | | | |
|----------------|----|---------|---|-----------|--------------------------|
| Legend: | | | | | |
| - | NM | No Mark | o | Clearance | q |
| x | | | | | Qualified by performance |
| | | | | | |



NATIONAL STADIUM
国家体育场
STADE NATIONAL

SUN 星期天 DIM
17 AUG 2008

ATHLETICS
田径 / ATHLÉTISME

MEN'S HIGH JUMP
男子跳高 / SAUT EN HAUTEUR - HOMMES

QUALIFICATION
及格赛 / QUALIFICATIONS



RESULTS SUMMARY

比赛成绩综合 / RÉSUMÉ DES RÉSULTATS

| | | | | | |
|-----------------------|--------------|-------------------------|-----|-------------------|-------------|
| WORLD RECORD | 2.45m | SOTOMAYOR Javier | CUB | Salamanca (ESP) | 27 JUL 1993 |
| OLYMPIC RECORD | 2.39m | AUSTIN Charles | USA | Atlanta, GA (USA) | 28 JUL 1996 |

| Rank | Bib | Name | NOC Code | Group | Position | Result | |
|------|------|-----------------------|----------|-------|----------|--------|-----|
| 1 | 1509 | BABA Jaroslav | CZE | A | =1 | 2.29 | q |
| 1 | 1243 | de LIMA Jesse | BRA | B | =1 | 2.29 | q |
| 1 | 1516 | JANKU Tomas | CZE | B | =1 | 2.29 | q |
| 1 | 1814 | MASON Germaine | GBR | A | =1 | 2.29 | q |
| 5 | 1870 | SPANK Raul-Roland | GER | A | 3 | 2.29 | q |
| 6 | 1788 | BERNARD Martyn | GBR | B | =3 | 2.29 | q |
| 6 | 2953 | HOLM Stefan | SWE | A | 4 | 2.29 | q |
| 6 | 2776 | SILNOV Andrey | RUS | B | =3 | 2.29 | q |
| 9 | 2089 | CAMPIOLI Filippo | ITA | B | 5 | 2.25 | q |
| 9 | 2881 | PREZELJ Rozle | SLO | A | =5 | 2.25 | q |
| 9 | 2807 | RYBAKOV Yaroslav | RUS | A | =5 | 2.25 | q |
| 12 | 1822 | PARSONS Tom | GBR | B | 6 | 2.25 | q |
| 13 | 3198 | MANSON Andra | USA | A | 7 | 2.25 | |
| 14 | 2086 | BETTINELLI Andrea | ITA | A | =8 | 2.25 | |
| 14 | 1741 | HANANY Mickael | FRA | A | =8 | 2.25 | |
| 14 | 2854 | VORONIN Vyacheslav | RUS | A | =8 | 2.25 | |
| 17 | 2905 | TOPIC Dragutin | SRB | A | 11 | 2.25 | |
| 18 | 1505 | IOANNOU Kyriakos | CYP | B | 7 | 2.25 | |
| 19 | 1314 | MASON Mike | CAN | B | =8 | 2.25 | |
| 19 | 3279 | WILLIAMS Jesse | USA | B | =8 | 2.25 | |
| 21 | 3088 | DEM'YANYUK Dmytro | UKR | B | 10 | 2.20 | |
| 21 | 2061 | PALLI Nikita | ISR | A | =12 | 2.20 | |
| 21 | 1103 | THOMAS Donald | BAH | A | =12 | 2.20 | |
| 24 | 2570 | BIENIEK Michal | POL | A | =14 | 2.20 | |
| 24 | 2967 | GAZAL Majed Aldin | SYR | A | =14 | 2.20 | =NR |
| 26 | 3187 | JONAS Dusty | USA | A | 16 | 2.20 | |
| 26 | 2956 | THORNBLAD Linus | SWE | B | 11 | 2.20 | |
| 28 | 1026 | GRAYMAN James | ANT | B | 12 | 2.20 | |
| 29 | 1616 | BERMEJO Javier | ESP | B | =13 | 2.20 | |
| 29 | 1201 | KGOSIEMANG Kabelo | BOT | B | =13 | 2.20 | |
| 29 | 2120 | TALOTTI Alessandro | ITA | B | =13 | 2.20 | |
| 32 | 2413 | LEE Hup Wei | MAS | B | 16 | 2.20 | |
| 33 | 2934 | HORAK Peter | SVK | A | =17 | 2.15 | |
| 33 | 3095 | KRIMARENKO Iurii | UKR | B | 17 | 2.15 | |
| 33 | 2438 | MARTINEZ Gerardo | MEX | A | =17 | 2.15 | |
| 36 | 2190 | DAIGO Naoyuki | JPN | B | 18 | 2.15 | |
| 37 | 1957 | BANIOTIS Konstantinos | GRE | A | 19 | 2.10 | |
| 37 | 2228 | ZASIMOVICH Sergey | KAZ | B | 19 | 2.10 | |
| 39 | 3109 | NARTOV Oleksandr | UKR | A | 20 | 2.10 | |
| | 1349 | HUANG Haiqiang | CHN | B | | NM | |

Qualification: Qualifying performance 2.32 (Q) or at least 12 best performers (q) advance to the Final

| | | | | | | |
|----------------|-----|-----------------------|----|---------|---|--------------------------|
| Legend: | =NR | Equal National Record | NM | No Mark | q | Qualified by performance |
|----------------|-----|-----------------------|----|---------|---|--------------------------|



NATIONAL STADIUM
国家体育场
STADE NATIONAL

TUE 星期二 MAR
19 AUG 2008
19:10

ATHLETICS
田径 / ATHLÉTISME

MEN'S HIGH JUMP
男子跳高 / SAUT EN HAUTEUR - HOMMES

FINAL
决赛 / FINALE



RESULTS

比赛成绩 / RÉSULTATS

| | | | | | |
|-----------------------|--------------|-------------------------|-----|-------------------|-------------|
| WORLD RECORD | 2.45m | SOTOMAYOR Javier | CUB | Salamanca (ESP) | 27 JUL 1993 |
| OLYMPIC RECORD | 2.39m | AUSTIN Charles | USA | Atlanta, GA (USA) | 28 JUL 1996 |

| Rank | Bib | Name | NOC Code | Date of Birth | 2.15 | 2.20 | 2.25 | 2.29 | 2.32 | 2.34 | 2.36 | Result |
|------|------|-------------------|----------|---------------|----------|------|------|------|------|------|------|-----------------|
| | | | | | 2.42 | | | | | | | |
| 1 | 2776 | SILNOV Andrey | RUS | 9 SEP 1984 | - xxx | o | o | o | o | o | o | 2.36 |
| 2 | 1814 | MASON Germaine | GBR | 20 JAN 1983 | - | o | o | x- | o | o | xxx | 2.34 =PB |
| 3 | 2807 | RYBAKOV Yaroslav | RUS | 22 NOV 1980 | - | o | o | o | xxo | o | xxx | 2.34 SB |
| 4 | 2953 | HOLM Stefan | SWE | 25 MAY 1976 | - | o | o | o | o | x- | xx | 2.32 |
| 5 | 1870 | SPANK Raul-Roland | GER | 13 JUL 1988 | o | o | o | o | xxo | xx- | x | 2.32 PB |
| 6 | 1509 | BABA Jaroslav | CZE | 2 SEP 1984 | o | o | o | o | x- | x- | x | 2.29 |
| 7 | 1516 | JANKU Tomas | CZE | 27 DEC 1974 | o | o | o | xo | x- | xx | | 2.29 |
| 8 | 1822 | PARSONS Tom | GBR | 5 MAY 1984 | o | o | o | xxx | | | | 2.25 |
| 9 | 1788 | BERNARD Martyn | GBR | 15 DEC 1984 | o | o | xo | x- | xx | | | 2.25 |
| 10 | 2089 | CAMPIOLI Filippo | ITA | 21 FEB 1982 | o | o | xxx | | | | | 2.20 |
| 10 | 1243 | de LIMA Jesse | BRA | 17 FEB 1981 | - | o | xxx | | | | | 2.20 |
| 12 | 2881 | PREZELJ Rozle | SLO | 26 SEP 1979 | o | xxo | xxx | | | | | 2.20 |

Weather conditions

Temperature: 29 °C Humidity: 53 % Conditions: Cloudy

| | | | | | | | | |
|----------------|----|-------------|-----|---------------------|---|-----------|----|---------------|
| Legend: | - | Pass | =PB | Equal Personal Best | o | Clearance | PB | Personal Best |
| | SB | Season Best | x | Failure | | | | |



NATIONAL STADIUM
国家体育场
STADE NATIONAL

WED 星期三 MER
20 AUG 2008
20:40

ATHLETICS
田径 / ATHLÉTISME

MEN'S POLE VAULT
男子撑杆跳高 / SAUT À LA PERCHE - HOMMES

QUALIFICATION GROUP A
及格赛 - A组 / QUALIFICATIONS GROUPE A



RESULTS
比赛成绩 / RÉSULTATS

| | | | | |
|-----------------------|---------------------------|-----|-----------------|-------------|
| WORLD RECORD | 6.14m BUBKA Sergey | UKR | Sestriere (ITA) | 31 JUL 1994 |
| OLYMPIC RECORD | 5.95m MACK Tim | USA | Athens (GRE) | 27 AUG 2004 |

| Rank | Bib | Name | NOC Code | Date of Birth | 5.15 | 5.30 | 5.45 | 5.55 | 5.65 | Result |
|------|------|---------------------|----------|---------------|------|------|------|------|------|-------------------|
| 1 | 2774 | PAVLOV Igor | RUS | 18 JUL 1979 | - | - | o | - | o | 5.65 q |
| 2 | 3297 | ANDREEV Leonid | UZB | 6 OCT 1983 | - | o | o | o | xo | 5.65 q =PB |
| 2 | 1726 | CLAVIER Jerome | FRA | 4 MAY 1983 | - | o | - | o | xo | 5.65 q |
| 2 | 1923 | HOLZDEPPE Raphael | GER | 28 SEP 1989 | - | - | o | o | xo | 5.65 q |
| 2 | 3059 | YURCHENKO Denys | UKR | 27 JAN 1978 | - | - | o | - | xo | 5.65 q |
| 6 | 1519 | KUDLICKA Jan | CZE | 29 APR 1988 | o | o | - | xo | xo | 5.65 q |
| 7 | 2847 | STARODUBTSEV Dmitry | RUS | 3 JAN 1986 | - | xo | - | xxo | xo | 5.65 q |
| 8 | 1081 | BURGESS Paul | AUS | 14 AUG 1979 | - | - | o | xo | xxx | 5.55 |
| 8 | 3068 | MAZURYK Maksym | UKR | 2 APR 1983 | - | - | o | xo | xxx | 5.55 |
| 10 | 3178 | HARTWIG Jeff | USA | 25 SEP 1967 | - | - | o | xxo | xxx | 5.55 |
| 10 | 1372 | LIU Feiliang | CHN | 27 MAR 1985 | - | o | o | xxo | xxx | 5.55 |
| 12 | 2962 | FRITZ Jesper | SWE | 13 SEP 1985 | - | xo | o | xxx | | 5.45 |
| 13 | 2439 | LANARO Giovanni | MEX | 27 SEP 1981 | - | - | xo | xxx | | 5.45 |
| 14 | 2884 | ROVAN Jurij | SLO | 23 JAN 1975 | xx- | o | xxx | | | 5.30 |
| | 1031 | CHIARAVIGLIO German | ARG | 16 APR 1987 | - | xxx | | | | NM |
| | 1273 | EFREMOV Iliyan | BUL | 2 AUG 1970 | xxx | | | | | NM |
| | 2301 | KIM Yoosuk | KOR | 19 JAN 1982 | - | xxx | | | | NM |
| | 1812 | LEWIS Steve | GBR | 20 MAY 1986 | - | - | xxx | | | NM |
| | 3250 | WALKER Brad | USA | 21 JUN 1981 | - | - | - | - | xxx | NM |

Qualification: Qualifying performance 5.75 (Q) or at least 12 best performers (q) advance to the Final

Weather conditions

Temperature: 28 °C Humidity: 60 % Conditions: Cloudy

| | | | | | | | | |
|----------------|---|--------------------------|-----|---------------------|----|---------|---|-----------|
| Legend: | - | Pass | =PB | Equal Personal Best | NM | No Mark | o | Clearance |
| | q | Qualified by performance | x | Failure | | | | |



RESULTS
比赛成绩 / RÉSULTATS

| | | | | |
|-----------------------|---------------------------|-----|-----------------|-------------|
| WORLD RECORD | 6.14m BUBKA Sergey | UKR | Sestriere (ITA) | 31 JUL 1994 |
| OLYMPIC RECORD | 5.95m MACK Tim | USA | Athens (GRE) | 27 AUG 2004 |

| Rank | Bib | Name | NOC Code | Date of Birth | 5.15 | 5.30 | 5.45 | 5.55 | 5.65 | Result |
|------|------|-----------------------|----------|---------------|------|------|------|------|------|------------------|
| 1 | 2775 | LUKYANENKO Evgeny | RUS | 23 JAN 1985 | - | - | - | o | o | 5.65 q |
| 2 | 2576 | CZERWINSKI Przemyslaw | POL | 28 JUL 1983 | - | - | o | xo | xo | 5.65 q |
| 3 | 1860 | ECKER Danny | GER | 21 JUL 1977 | - | - | xxo | - | xo | 5.65 q |
| 3 | 3206 | MILES Derek | USA | 28 SEP 1972 | - | - | o | xxo | xo | 5.65 q |
| 5 | 1044 | HOOKEER Steve | AUS | 16 JUL 1982 | - | - | - | - | xxo | 5.65 q |
| 6 | 2118 | GIBILISCO Giuseppe | ITA | 5 JAN 1979 | - | - | xo | o | xxo | 5.65 q SB |
| 7 | 2957 | JENG Alhaji | SWE | 13 DEC 1981 | - | - | - | o | xxx | 5.55 |
| 7 | 1775 | MESNIL Romain | FRA | 13 JUN 1977 | - | - | - | o | xxx | 5.55 |
| 9 | 1910 | LOBINGER Tim | GER | 3 SEP 1972 | - | - | o | xo | xxx | 5.55 |
| 9 | 2189 | SAWANO Daichi | JPN | 16 SEP 1980 | - | - | o | xo | xxx | 5.55 |
| 11 | 3110 | KORCHMID Oleksandr | UKR | 22 JAN 1982 | - | - | o | xxx | | 5.45 |
| 11 | 1702 | LATVALA Mikko | FIN | 8 JUL 1980 | - | - | o | - | xxx | 5.45 |
| 13 | 1272 | BUHALOV Spas | BUL | 14 NOV 1980 | - | - | xo | - | xxx | 5.45 |
| 13 | 1225 | da SILVA Fabio | BRA | 4 AUG 1983 | - | - | xo | xxx | | 5.45 |
| 15 | 2060 | AVERBUKH Alexander | ISR | 1 OCT 1974 | - | - | xxo | - | xxx | 5.45 |
| 15 | 1120 | RANS Kevin | BEL | 19 AUG 1982 | - | o | xxo | xxx | | 5.45 |
| 17 | 1517 | JANACEK Stepan | CZE | 12 JUL 1977 | o | o | - | xxx | | 5.30 |
| 17 | 2353 | JOHNSON Dominic | LCA | 31 OCT 1975 | - | o | xxx | | | 5.30 |
| | 1496 | BORGES Lazaro | CUB | 19 JUN 1986 | - | xxx | | | | NM |

Qualification: Qualifying performance 5.75 (Q) or at least 12 best performers (q) advance to the Final

Weather conditions

Temperature: 28 °C Humidity: 60 % Conditions: Cloudy

| | | | | |
|----------------|---------|-----------|--------------------------|---|
| Legend: | - | NM | o | q |
| Pass | No Mark | Clearance | Qualified by performance | |
| SB | x | Failure | | |



NATIONAL STADIUM
国家体育场
STADE NATIONAL

WED 星期三 MER
20 AUG 2008

ATHLETICS
田径 / ATHLÉTISME

MEN'S POLE VAULT
男子撑杆跳高 / SAUT À LA PERCHE - HOMMES

QUALIFICATION
及格赛 / QUALIFICATIONS



RESULTS SUMMARY

比赛成绩综合 / RÉSUMÉ DES RÉSULTATS

| | | | | | |
|-----------------------|--------------|---------------------|-----|-----------------|-------------|
| WORLD RECORD | 6.14m | BUBKA Sergey | UKR | Sestriere (ITA) | 31 JUL 1994 |
| OLYMPIC RECORD | 5.95m | MACK Tim | USA | Athens (GRE) | 27 AUG 2004 |

| Rank | Bib | Name | NOC Code | Group | Position | Result | |
|------|------|-----------------------|----------|-------|----------|--------|-------|
| 1 | 2775 | LUKYANENKO Evgeny | RUS | B | 1 | 5.65 | q |
| 1 | 2774 | PAVLOV Igor | RUS | A | 1 | 5.65 | q |
| 3 | 3297 | ANDREEV Leonid | UZB | A | =2 | 5.65 | q =PB |
| 3 | 1726 | CLAVIER Jerome | FRA | A | =2 | 5.65 | q |
| 3 | 1923 | HOLZDEPPE Raphael | GER | A | =2 | 5.65 | q |
| 3 | 3059 | YURCHENKO Denys | UKR | A | =2 | 5.65 | q |
| 7 | 2576 | CZERWINSKI Przemyslaw | POL | B | 2 | 5.65 | q |
| 7 | 1519 | KUDLICKA Jan | CZE | A | 6 | 5.65 | q |
| 9 | 1860 | ECKER Danny | GER | B | =3 | 5.65 | q |
| 9 | 3206 | MILES Derek | USA | B | =3 | 5.65 | q |
| 11 | 2847 | STARODUBTSEV Dmitry | RUS | A | 7 | 5.65 | q |
| 12 | 1044 | HOOKER Steve | AUS | B | 5 | 5.65 | q |
| 13 | 2118 | GIBILISCO Giuseppe | ITA | B | 6 | 5.65 | q SB |
| 14 | 2957 | JENG Alhaji | SWE | B | =7 | 5.55 | |
| 14 | 1775 | MESNIL Romain | FRA | B | =7 | 5.55 | |
| 16 | 1081 | BURGESS Paul | AUS | A | =8 | 5.55 | |
| 16 | 1910 | LOBINGER Tim | GER | B | =9 | 5.55 | |
| 16 | 3068 | MAZURYK Maksym | UKR | A | =8 | 5.55 | |
| 16 | 2189 | SAWANO Daichi | JPN | B | =9 | 5.55 | |
| 20 | 3178 | HARTWIG Jeff | USA | A | =10 | 5.55 | |
| 20 | 1372 | LIU Feiliang | CHN | A | =10 | 5.55 | |
| 22 | 3110 | KORCHMID Oleksandr | UKR | B | =11 | 5.45 | |
| 22 | 1702 | LATVALA Mikko | FIN | B | =11 | 5.45 | |
| 24 | 2962 | FRITZ Jesper | SWE | A | 12 | 5.45 | |
| 25 | 1272 | BUHALOV Spas | BUL | B | =13 | 5.45 | |
| 25 | 1225 | da SILVA Fabio | BRA | B | =13 | 5.45 | |
| 25 | 2439 | LANARO Giovanni | MEX | A | 13 | 5.45 | |
| 28 | 2060 | AVERBUKH Alexander | ISR | B | =15 | 5.45 | |
| 28 | 1120 | RANS Kevin | BEL | B | =15 | 5.45 | |
| 30 | 1517 | JANACEK Stepan | CZE | B | =17 | 5.30 | |
| 30 | 2353 | JOHNSON Dominic | LCA | B | =17 | 5.30 | |
| 32 | 2884 | ROVAN Jurij | SLO | A | 14 | 5.30 | |
| | 1496 | BORGES Lazaro | CUB | B | | NM | |
| | 1031 | CHIARAVIGLIO German | ARG | A | | NM | |
| | 1273 | EFREMOV Iliyan | BUL | A | | NM | |
| | 2301 | KIM Yoosuk | KOR | A | | NM | |
| | 1812 | LEWIS Steve | GBR | A | | NM | |
| | 3250 | WALKER Brad | USA | A | | NM | |

Qualification: Qualifying performance 5.75 (Q) or at least 12 best performers (q) advance to the Final

| | | | | |
|----------------|--------------------------------|-------------------|-----------------------------------|-----------------------|
| Legend: | =PB Equal Personal Best | NM No Mark | q Qualified by performance | SB Season Best |
|----------------|--------------------------------|-------------------|-----------------------------------|-----------------------|



NATIONAL STADIUM
国家体育场
STADE NATIONAL

FRI 星期五 VEN
22 AUG 2008
19:55

ATHLETICS
田径 / ATHLÉTISME

MEN'S POLE VAULT
男子撑杆跳高 / SAUT À LA PERCHE - HOMMES

FINAL
决赛 / FINALE



RESULTS
比赛成绩 / RÉSULTATS

| | | | | |
|-----------------------|---------------------------|-----|-----------------|-------------|
| WORLD RECORD | 6.14m BUBKA Sergey | UKR | Sestriere (ITA) | 31 JUL 1994 |
| OLYMPIC RECORD | 5.95m MACK Tim | USA | Athens (GRE) | 27 AUG 2004 |

| Rank | Bib | Name | NOC Code | Date of Birth | 5.45 | 5.60 | 5.70 | 5.75 | 5.80 | 5.85 | 5.90 | Result |
|------|------|-----------------------|----------|---------------|------|------|------|------|------|------|------|---------|
| | | | | | 5.96 | | | | | | | |
| 1 | 1044 | HOOKER Steve | AUS | 16 JUL 1982 | - | o | - | - | XXO | XXO | XXO | 5.96 OR |
| | | | | | XXO | | | | | | | |
| 2 | 2775 | LUKYANENKO Evgeny | RUS | 23 JAN 1985 | - | XXO | o | - | o | XXO | XXX | 5.85 |
| | | | | | | | | | | | | |
| 3 | 3059 | YURCHENKO Denys | UKR | 27 JAN 1978 | XXO | XO | o | - | - | - | - | 5.70 |
| | | | | | - | | | | | | | |
| 4 | 3206 | MILES Derek | USA | 28 SEP 1972 | o | XXO | XO | - | XXX | | | 5.70 |
| | | | | | | | | | | | | |
| 5 | 2847 | STARODUBTSEV Dmitry | RUS | 3 JAN 1986 | XXO | XXO | XO | - | XXX | | | 5.70 |
| | | | | | | | | | | | | |
| 6 | 1860 | ECKER Danny | GER | 21 JUL 1977 | XO | - | XXO | XXX | | | | 5.70 |
| | | | | | | | | | | | | |
| 7 | 1726 | CLAVIER Jerome | FRA | 4 MAY 1983 | XO | o | XXX | | | | | 5.60 |
| | | | | | | | | | | | | |
| 8 | 1923 | HOLZDEPPE Raphael | GER | 28 SEP 1989 | o | XO | XXX | | | | | 5.60 |
| | | | | | | | | | | | | |
| 9 | 2774 | PAVLOV Igor | RUS | 18 JUL 1979 | - | XXO | - | XXX | | | | 5.60 |
| | | | | | | | | | | | | |
| 10 | 1519 | KUDLICKA Jan | CZE | 29 APR 1988 | o | XXX | | | | | | 5.45 |
| | | | | | | | | | | | | |
| 11 | 2576 | CZERWINSKI Przemyslaw | POL | 28 JUL 1983 | XO | XXX | | | | | | 5.45 |
| | | | | | | | | | | | | |
| | 3297 | ANDREEV Leonid | UZB | 6 OCT 1983 | XXX | | | | | | | NM |
| | | | | | | | | | | | | |
| | 2118 | GIBILISCO Giuseppe | ITA | 5 JAN 1979 | XXX | | | | | | | NM |
| | | | | | | | | | | | | |

Weather conditions

Temperature: 29 °C Humidity: 60 % Conditions: Partly cloudy

| | | | | | |
|----------------|---------|----|---------|---|----------------|
| Legend: | | | | | |
| - | Pass | NM | No Mark | o | Clearance |
| x | Failure | | | | OR |
| | | | | | Olympic Record |



RESULTS

比赛成绩 / RÉSULTATS

| | | | | |
|-----------------------|--------------------------|-----|-------------------|-------------|
| WORLD RECORD | 8.95m POWELL Mike | USA | Tokyo (JPN) | 30 AUG 1991 |
| OLYMPIC RECORD | 8.90m BEAMON Bob | USA | Mexico City (MEX) | 18 OCT 1968 |

| Rank | Bib | Name | NOC Code | Date of Birth | 1 | 2 | 3 | Result | Wind |
|------|------|-------------------------|----------|---------------|--------------|--------------|--------------|---------------------|------|
| 1 | 1953 | TSATOUMAS Louis | GRE | 12 FEB 1982 | 8.27 +0.1 | | | 8.27 +0.1 | Q |
| 2 | 1458 | CAMEJO Ibrahim | CUB | 28 JUN 1982 | 8.23 +0.5 | | | 8.23 +0.5 | Q |
| 3 | 1831 | RUTHERFORD Greg | GBR | 17 NOV 1986 | 8.16 -0.1 | | | 8.16 -0.1 | Q |
| 4 | 2738 | MOKOENA Khotso | RSA | 6 MAR 1985 | 8.03 -0.1 | x -0.3 | 8.14 +0.3 | 8.14 +0.3 | q |
| 5 | 2314 | AL SABA Hussain Taher A | KSA | 13 NOV 1979 | 5.47 +0.3 | 8.04 -0.4 | x +0.3 | 8.04 -0.4 | q |
| 6 | 1607 | MELIZ Luis Felipe | ESP | 11 AUG 1979 | x 0.0 | 7.77 -0.1 | 7.95 +0.1 | 7.95 +0.1 | q |
| 7 | 1200 | GARENAMOTSE Gable | BOT | 28 FEB 1977 | 7.58 +0.3 | x -0.2 | 7.95 +0.4 | 7.95 +0.4 | q |
| 8 | 2482 | LOUW Stephan | NAM | 26 FEB 1975 | 7.73 +0.1 | x +0.7 | 7.93 +0.6 | 7.93 +0.6 | |
| 9 | 2397 | BERRABAH Yahya | MAR | 13 OCT 1981 | 7.88 +0.1 | x 0.0 | x +0.2 | 7.88 +0.1 | |
| 9 | 1693 | EVILA Tommi | FIN | 6 APR 1980 | x +0.1 | x -0.1 | 7.88 +0.2 | 7.88 +0.2 | |
| 11 | 1765 | SDIRI Salim | FRA | 26 OCT 1978 | x +0.5 | x +0.3 | 7.81 +0.3 | 7.81 +0.3 | |
| 12 | 1868 | BAYER Sebastian | GER | 11 JUN 1986 | x -0.2 | 7.43 +0.1 | 7.77 0.0 | 7.77 0.0 | |
| 13 | 1558 | CHILA Hugo | ECU | 22 JUL 1987 | 7.77 +0.2 | x -0.3 | x -0.4 | 7.77 +0.2 | |
| 14 | 1236 | da SILVA Mauro | BRA | 26 DEC 1986 | x -0.1 | 7.75 -0.1 | x +0.1 | 7.75 -0.1 | |
| 15 | 1387 | LI Runrun | CHN | 24 FEB 1983 | 7.70 +0.2 | x -0.1 | 7.56 +0.1 | 7.70 +0.2 | SB |
| 16 | 1539 | JENSEN Morten | DEN | 2 DEC 1982 | x +0.5 | 7.58 +0.3 | 7.63 -0.1 | 7.63 -0.1 | |
| 17 | 2613 | STARZAK Marcin | POL | 20 OCT 1985 | x -0.1 | x -0.2 | 7.62 -0.2 | 7.62 -0.2 | |
| 18 | 2560 | DAGMIL Henry | PHI | 7 DEC 1981 | 7.58 0.0 | x +0.1 | x +0.3 | 7.58 0.0 | |



NATIONAL STADIUM
国家体育场
STADE NATIONAL

SAT 星期六 SAM
16 AUG 2008
20:00

ATHLETICS
田径 / ATHLÉTISME

MEN'S LONG JUMP
男子跳远 / SAUT EN LONGUEUR - HOMMES

QUALIFICATION GROUP A
及格赛 - A组 / QUALIFICATIONS GROUPE A



RESULTS

比赛成绩 / RÉSULTATS

| Rank | Bib | Name | NOC Code | Date of Birth | 1 | 2 | 3 | Result | Wind |
|------|------|-------------------|----------|---------------|--------------|--------------|--------------|-------------|------|
| 19 | 1274 | ATANASOV Nikolay | BUL | 11 DEC 1974 | x 0.0 | x -0.4 | 7.54 -0.5 | 7.54 | -0.5 |
| 20 | 2846 | MALYAVIN Vladimir | RUS | 4 MAR 1973 | 7.32 -0.2 | 7.35 -0.1 | x -0.1 | 7.35 | -0.1 |
| | 1010 | NIMA Issam | ALG | 8 APR 1979 | | | | DNS | |

Qualification: Qualifying performance 8.15 (Q) or at least 12 best performers (q) advance to the Final

| Starting order | 1 | 2 | 3 | 4 | 5 | 6 | 7 | 8 | 9 | 10 | 11 | 12 | 13 | 14 | 15 | 16 |
|----------------|------|------|------|------|------|------|------|------|------|------|------|------|------|------|------|------|
| | 1274 | 2613 | 2560 | 2846 | 1236 | 1200 | 1387 | 1458 | 1539 | 1953 | 1765 | 1868 | 1831 | 1010 | 2738 | 2397 |

| Starting order | 17 | 18 | 19 | 20 | 21 | | | | | | | | | | | |
|----------------|------|------|------|------|------|--|--|--|--|--|--|--|--|--|--|--|
| | 1607 | 1693 | 2482 | 2314 | 1558 | | | | | | | | | | | |

Weather conditions

Temperature: 29 °C Humidity: 34 % Conditions: Cloudy

| | | | | | | | | | | | | | | | | |
|----------------|---------------|----------|-----------------------|----------|--------------------------|-----------|-------------|--|--|--|--|--|--|--|--|--|
| Legend: | | | | | | | | | | | | | | | | |
| DNS | Did not Start | Q | Qualified by standard | q | Qualified by performance | SB | Season Best | | | | | | | | | |
| x | Failure | | | | | | | | | | | | | | | |



RESULTS

比赛成绩 / RÉSULTATS

| | | | | |
|-----------------------|--------------------------|-----|-------------------|-------------|
| WORLD RECORD | 8.95m POWELL Mike | USA | Tokyo (JPN) | 30 AUG 1991 |
| OLYMPIC RECORD | 8.90m BEAMON Bob | USA | Mexico City (MEX) | 18 OCT 1968 |

| Rank | Bib | Name | NOC Code | Date of Birth | 1 | 2 | 3 | Result | Wind |
|------|------|--------------------------------|----------|---------------|--------------|--------------|--------------|---------------------|------|
| 1 | 3319 | MAKUSHA Ngonidzashe | ZIM | 11 MAR 1987 | 8.14 0.0 | 7.94 0.0 | - | 8.14 0.0 | q |
| 2 | 1490 | MARTINEZ Wilfredo | CUB | 9 JAN 1985 | 7.92 +0.4 | 7.80 +0.4 | 8.07 +0.1 | 8.07 +0.1 | q |
| 3 | 2861 | BADJI Ndiss Kaba | SEN | 21 SEP 1983 | 7.65 -0.1 | 7.79 -0.1 | 8.07 -0.5 | 8.07 -0.5 | q SB |
| 4 | 2553 | SALADINO ARANDA Irving Jahir | PAN | 23 JAN 1983 | x +0.4 | x +0.1 | 8.01 +0.2 | 8.01 +0.2 | q |
| 5 | 1523 | NOVOTNY Roman | CZE | 5 JAN 1986 | 7.75 +0.3 | 7.81 -0.1 | 7.94 -0.2 | 7.94 -0.2 | q |
| 6 | 2315 | AL KHUWAILDI Mohammed Salman H | KSA | 18 JUN 1981 | x +0.4 | x +0.2 | 7.93 +0.4 | 7.93 +0.4 | |
| 7 | 1139 | SMITH Tyrone | BER | 7 AUG 1984 | 6.95 +0.1 | 7.63 -0.6 | 7.91 -0.1 | 7.91 -0.1 | |
| 8 | 1047 | LAPIERRE Fabrice | AUS | 17 OCT 1983 | 7.90 +0.1 | x +0.2 | x +0.2 | 7.90 +0.1 | |
| 9 | 3287 | QUINLEY Trevell | USA | 16 JAN 1983 | x +0.5 | x +0.8 | 7.87 -0.2 | 7.87 -0.2 | |
| 10 | 2095 | HOWE Andrew | ITA | 12 MAY 1985 | 7.73 +0.1 | 7.81 -0.2 | x +0.5 | 7.81 -0.2 | |
| 11 | 3185 | JOHNSON Brian | USA | 5 MAR 1980 | x +0.3 | 7.79 -0.1 | x +0.5 | 7.79 -0.1 | |
| 12 | 3126 | MAKARCHEV Andrii | UKR | 15 NOV 1985 | 7.77 +0.3 | x +0.2 | x -0.2 | 7.77 +0.3 | |
| 13 | 1840 | TOMLINSON Christopher | GBR | 15 SEP 1981 | 7.52 +0.4 | 7.62 0.0 | 7.70 +0.2 | 7.70 +0.2 | |
| 14 | 2403 | BOUGUETAIB Tarik | MAR | 30 APR 1981 | 7.69 -0.1 | x -0.3 | x -0.2 | 7.69 -0.1 | |
| 15 | 2138 | McGREGOR Herbert | JAM | 13 SEP 1981 | 7.64 0.0 | 7.46 +0.3 | 7.36 0.0 | 7.64 0.0 | |
| 16 | 2557 | TRISTAN Louis | PER | 1 MAY 1984 | 7.58 +0.1 | 7.62 +0.3 | x -0.4 | 7.62 +0.3 | |
| 17 | 2921 | FIVAZ Julien | SUI | 9 JAN 1979 | 7.53 0.0 | x +0.1 | x +0.2 | 7.53 0.0 | |
| 18 | 3213 | PATE Miguel | USA | 13 JUN 1979 | x -0.1 | 7.34 +0.4 | x +0.3 | 7.34 +0.4 | |



NATIONAL STADIUM
国家体育场
STADE NATIONAL

SAT 星期六 SAM
16 AUG 2008
20:00

ATHLETICS
田径 / ATHLÉTISME

MEN'S LONG JUMP
男子跳远 / SAUT EN LONGUEUR - HOMMES

QUALIFICATION GROUP B
及格赛 - B组 / QUALIFICATIONS GROUPE B



RESULTS
比赛成绩 / RÉSULTATS

| Rank | Bib | Name | NOC Code | Date of Birth | 1 | 2 | 3 | Result | Wind |
|------|------|------------------|----------|---------------|---|---|---|--------|------|
| | 1396 | ZHOU Can | CHN | 20 MAY 1979 | - | - | - | NM | |
| | 2475 | CASQUETTE Arnaud | MRI | 16 APR 1978 | | | | DNS | |

Qualification: Qualifying performance 8.15 (Q) or at least 12 best performers (q) advance to the Final

| Starting order | 1 | 2 | 3 | 4 | 5 | 6 | 7 | 8 | 9 | 10 | 11 | 12 | 13 | 14 | 15 | 16 |
|----------------|------|------|------|------|------|------|------|------|------|------|------|------|------|------|------|------|
| | 1840 | 2095 | 2557 | 1139 | 2861 | 2403 | 3287 | 3126 | 2475 | 1490 | 2315 | 2138 | 3319 | 3213 | 1396 | 2921 |
| Starting order | 17 | 18 | 19 | 20 | | | | | | | | | | | | |
| | 2553 | 3185 | 1523 | 1047 | | | | | | | | | | | | |

Weather conditions

Temperature: 29 °C Humidity: 34 % Conditions: Cloudy

| | | | | | | | | |
|----------------|----|-------------|-----|---------------|----|---------|---|--------------------------|
| Legend: | - | Pass | DNS | Did not Start | NM | No Mark | q | Qualified by performance |
| | SB | Season Best | x | Failure | | | | |



NATIONAL STADIUM
国家体育场
STADE NATIONAL

SAT 星期六 SAM
16 AUG 2008

ATHLETICS
田径 / ATHLÉTISME

MEN'S LONG JUMP
男子跳远 / SAUT EN LONGUEUR - HOMMES

QUALIFICATION
及格赛 / QUALIFICATIONS



RESULTS SUMMARY

比赛成绩综合 / RÉSUMÉ DES RÉSULTATS

| | | | | | |
|-----------------------|--------------|--------------------|-----|-------------------|-------------|
| WORLD RECORD | 8.95m | POWELL Mike | USA | Tokyo (JPN) | 30 AUG 1991 |
| OLYMPIC RECORD | 8.90m | BEAMON Bob | USA | Mexico City (MEX) | 18 OCT 1968 |

| Rank | Bib | Name | NOC Code | Group | Position | Wind | Result | |
|------|------|-------------------------------|----------|-------|----------|------|--------|------|
| 1 | 1953 | TSATOUMAS Louis | GRE | A | 1 | +0.1 | 8.27 | Q |
| 2 | 1458 | CAMEJO Ibrahim | CUB | A | 2 | +0.5 | 8.23 | Q |
| 3 | 1831 | RUTHERFORD Greg | GBR | A | 3 | -0.1 | 8.16 | Q |
| 4 | 2738 | MOKOENA Khotso | RSA | A | 4 | +0.3 | 8.14 | q |
| 5 | 3319 | MAKUSHA Ngonidzashe | ZIM | B | 1 | 0.0 | 8.14 | q |
| 6 | 1490 | MARTINEZ Wilfredo | CUB | B | 2 | +0.1 | 8.07 | q |
| 7 | 2861 | BADJI Ndiss Kaba | SEN | B | 3 | -0.5 | 8.07 | q SB |
| 8 | 2314 | AL SABA Hussain Taher A | KSA | A | 5 | -0.4 | 8.04 | q |
| 9 | 2553 | SALADINO ARANDA Irving Jahir | PAN | B | 4 | +0.2 | 8.01 | q |
| 10 | 1607 | MELIZ Luis Felipe | ESP | A | 6 | +0.1 | 7.95 | q |
| 11 | 1200 | GARENAMOTSE Gable | BOT | A | 7 | +0.4 | 7.95 | q |
| 12 | 1523 | NOVOTNY Roman | CZE | B | 5 | -0.2 | 7.94 | q |
| 13 | 2482 | LOUW Stephan | NAM | A | 8 | +0.6 | 7.93 | |
| 14 | 2315 | AL KHUWALDI Mohammed Salman H | KSA | B | 6 | +0.4 | 7.93 | |
| 15 | 1139 | SMITH Tyrone | BER | B | 7 | -0.1 | 7.91 | |
| 16 | 1047 | LAPIERRE Fabrice | AUS | B | 8 | +0.1 | 7.90 | |
| 17 | 2397 | BERRABAH Yahya | MAR | A | =9 | +0.1 | 7.88 | |
| 17 | 1693 | EVILA Tommi | FIN | A | =9 | +0.2 | 7.88 | |
| 19 | 3287 | QUINLEY Trevell | USA | B | 9 | -0.2 | 7.87 | |
| 20 | 2095 | HOWE Andrew | ITA | B | 10 | -0.2 | 7.81 | |
| 21 | 1765 | SDIRI Salim | FRA | A | 11 | +0.3 | 7.81 | |
| 22 | 3185 | JOHNSON Brian | USA | B | 11 | -0.1 | 7.79 | |
| 23 | 1868 | BAYER Sebastian | GER | A | 12 | 0.0 | 7.77 | |
| 24 | 1558 | CHILA Hugo | ECU | A | 13 | +0.2 | 7.77 | |
| 24 | 3126 | MAKARCHEV Andrii | UKR | B | 12 | +0.3 | 7.77 | |
| 26 | 1236 | da SILVA Mauro | BRA | A | 14 | -0.1 | 7.75 | |
| 27 | 1840 | TOMLINSON Christopher | GBR | B | 13 | +0.2 | 7.70 | |
| 28 | 1387 | LI Runrun | CHN | A | 15 | +0.2 | 7.70 | SB |
| 29 | 2403 | BOUGUETAIB Tarik | MAR | B | 14 | -0.1 | 7.69 | |
| 30 | 2138 | McGREGOR Herbert | JAM | B | 15 | 0.0 | 7.64 | |
| 31 | 1539 | JENSEN Morten | DEN | A | 16 | -0.1 | 7.63 | |
| 32 | 2557 | TRISTAN Louis | PER | B | 16 | +0.3 | 7.62 | |
| 33 | 2613 | STARZAK Marcin | POL | A | 17 | -0.2 | 7.62 | |
| 34 | 2560 | DAGMIL Henry | PHI | A | 18 | 0.0 | 7.58 | |
| 35 | 1274 | ATANASOV Nikolay | BUL | A | 19 | -0.5 | 7.54 | |
| 36 | 2921 | FIVAZ Julien | SUI | B | 17 | 0.0 | 7.53 | |
| 37 | 2846 | MALYAVIN Vladimir | RUS | A | 20 | -0.1 | 7.35 | |
| 38 | 3213 | PATE Miguel | USA | B | 18 | +0.4 | 7.34 | |
| | 1396 | ZHOU Can | CHN | B | | | NM | |
| | 2475 | CASQUETTE Arnaud | MRI | B | | | DNS | |
| | 1010 | NIMA Issam | ALG | A | | | DNS | |

Qualification: Qualifying performance 8.15 (Q) or at least 12 best performers (q) advance to the Final

| | | | | | |
|----------------|---------------|----|---------|---|--------------------------|
| Legend: | | | | | |
| DNS | Did not Start | NM | No Mark | Q | Qualified by standard |
| SB | Season Best | | | q | Qualified by performance |



RESULTS
比赛成绩 / RÉSULTATS

| | | | | | |
|-----------------------|--------------|--------------------|-----|-------------------|-------------|
| WORLD RECORD | 8.95m | POWELL Mike | USA | Tokyo (JPN) | 30 AUG 1991 |
| OLYMPIC RECORD | 8.90m | BEAMON Bob | USA | Mexico City (MEX) | 18 OCT 1968 |

| Rank | Bib | Name | NOC Code | Date of Birth | 1 | 2 | 3 | 4 | 5 | 6 | Result | Wind |
|------|------|------------------------------|----------|---------------|------|------|------|------|------|------|-------------|------|
| 1 | 2553 | SALADINO ARANDA Irving Jahir | PAN | 23 JAN 1983 | x | 8.17 | 8.21 | 8.34 | x | x | 8.34 | -0.3 |
| | | | | | +0.1 | -0.1 | +0.1 | -0.3 | -0.2 | -0.5 | | |
| 2 | 2738 | MOKOENA Khotso | RSA | 6 MAR 1985 | 7.86 | x | 8.02 | 8.24 | x | x | 8.24 | 0.0 |
| | | | | | +0.1 | 0.0 | +0.2 | 0.0 | -0.2 | -0.4 | | |
| 3 | 1458 | CAMEJO Ibrahim | CUB | 28 JUN 1982 | 7.94 | 8.09 | 8.08 | 7.88 | 7.93 | 8.20 | 8.20 | +0.2 |
| | | | | | +0.1 | -0.2 | -0.1 | +0.4 | -0.2 | +0.2 | | |
| 4 | 3319 | MAKUSHA Ngonidzashe | ZIM | 11 MAR 1987 | 8.19 | 8.06 | 8.05 | 8.10 | 8.05 | 6.48 | 8.19 | +0.6 |
| | | | | | +0.6 | +0.3 | -0.4 | +0.1 | -0.1 | -0.3 | | |
| 5 | 1490 | MARTINEZ Wilfredo | CUB | 9 JAN 1985 | 7.60 | 7.90 | x | 8.04 | x | 8.19 | 8.19 | -0.4 |
| | | | | | 0.0 | -0.1 | -0.1 | 0.0 | 0.0 | -0.4 | | |
| 6 | 2861 | BADJI Ndiss Kaba | SEN | 21 SEP 1983 | 8.03 | x | 8.02 | 8.16 | 8.03 | 7.92 | 8.16 | SB |
| | | | | | +0.6 | +0.3 | +1.0 | +0.2 | -0.1 | -0.4 | | |
| 7 | 1607 | MELIZ Luis Felipe | ESP | 11 AUG 1979 | x | 8.02 | x | x | 7.98 | 8.07 | 8.07 | -0.1 |
| | | | | | 0.0 | -0.2 | 0.0 | +0.2 | -0.4 | -0.1 | | |
| 8 | 1523 | NOVOTNY Roman | CZE | 5 JAN 1986 | 7.87 | 7.75 | 8.00 | x | 7.82 | 7.94 | 8.00 | -0.3 |
| | | | | | +0.1 | -0.1 | -0.3 | +0.1 | +0.2 | -0.1 | | |
| 9 | 1200 | GARENAMOTSE Gable | BOT | 28 FEB 1977 | x | 7.85 | - | | | | 7.85 | +0.1 |
| | | | | | -0.2 | +0.1 | | | | | | |
| 10 | 1831 | RUTHERFORD Greg | GBR | 17 NOV 1986 | x | 5.20 | 7.84 | | | | 7.84 | -0.4 |
| | | | | | +0.2 | -0.3 | -0.4 | | | | | |
| 11 | 2314 | AL SABA Hussain Taher A | KSA | 13 NOV 1979 | 7.80 | x | x | | | | 7.80 | 0.0 |
| | | | | | 0.0 | -0.6 | 0.0 | | | | | |
| | 1953 | TSATOUMAS Louis | GRE | 12 FEB 1982 | x | x | x | | | | NM | |
| | | | | | +0.2 | -0.2 | -0.2 | | | | | |

| Starting order | 1 | 2 | 3 | 4 | 5 | 6 | 7 | 8 | 9 | 10 | 11 | 12 |
|----------------------|------|------|------|------|------|------|------|------|------|------|------|------|
| Initial | 1953 | 1523 | 2314 | 1200 | 2553 | 1490 | 1607 | 2738 | 1458 | 1831 | 3319 | 2861 |
| 4th and 5th attempts | 1490 | 1523 | 1607 | 2738 | 2861 | 1458 | 3319 | 2553 | | | | |
| 6th attempt | 1523 | 1607 | 1490 | 1458 | 2861 | 3319 | 2738 | 2553 | | | | |

Weather conditions

Temperature: 27 °C Humidity: 61 % Conditions: Cloudy

| | | | | | | | | |
|----------------|---|------|----|---------|----|-------------|---|---------|
| Legend: | - | Pass | NM | No Mark | SB | Season Best | x | Failure |
|----------------|---|------|----|---------|----|-------------|---|---------|



RESULTS
比赛成绩 / RÉSULTATS

| | | | | |
|-----------------------|--------------------------------|-----|-------------------|-------------|
| WORLD RECORD | 18.29m EDWARDS Jonathan | GBR | Gothenburg (SWE) | 7 AUG 1995 |
| OLYMPIC RECORD | 18.09m HARRISON Kenny | USA | Atlanta, GA (USA) | 27 JUL 1996 |

| Rank | Bib | Name | NOC Code | Date of Birth | 1 | 2 | 3 | Result | Wind |
|------|------|---------------------------|----------|---------------|---------------|---------------|---------------|----------------------|------|
| 1 | 1809 | IDOWU Phillips | GBR | 30 DEC 1978 | 17.44 +1.0 | | | 17.44 +1.0 | Q |
| 2 | 2667 | EVORA Nelson | POR | 20 APR 1984 | x +1.3 | 17.34 +1.1 | | 17.34 +1.1 | Q SB |
| 3 | 1494 | GIRAT Arnie David | CUB | 26 AUG 1984 | 17.30 +0.9 | | | 17.30 +0.9 | Q |
| 4 | 2837 | SPASOVKHODSKIY Igor | RUS | 1 AUG 1979 | 16.79 +1.8 | 16.85 +1.2 | 17.23 +0.4 | 17.23 +0.4 | Q |
| 5 | 2709 | OPREA Marian | ROU | 6 JUN 1982 | x +0.8 | 16.99 -0.1 | 17.17 -0.7 | 17.17 -0.7 | Q |
| 6 | 1229 | GREGORIO Jadel | BRA | 16 SEP 1980 | 17.15 +0.4 | | | 17.15 +0.4 | Q |
| 7 | 3108 | KUZNYETSOV Viktor | UKR | 17 JUL 1986 | 16.70 +0.8 | 17.11 +0.1 | | 17.11 +0.1 | Q |
| 8 | 1492 | COPELLO Alexis | CUB | 12 AUG 1985 | 17.09 +0.6 | 16.92 +0.1 | x +0.7 | 17.09 +0.6 | |
| 9 | 2943 | VALUKEVIC Dmitrij | SVK | 31 MAY 1981 | x +0.2 | 16.86 +0.4 | 17.08 +0.5 | 17.08 +0.5 | |
| 10 | 2297 | KIM Deokhyeon | KOR | 8 DEC 1985 | 16.68 +0.4 | 14.68 +1.0 | 16.88 +0.4 | 16.88 +0.4 | |
| 11 | 3153 | CURRY Rafeeq | USA | 19 AUG 1983 | x +0.6 | 16.23 +1.7 | 16.88 +0.4 | 16.88 +0.4 | |
| 12 | 2094 | DONATO Fabrizio | ITA | 14 AUG 1976 | 16.10 +0.4 | x +1.1 | 16.70 +0.1 | 16.70 +0.1 | |
| 13 | 3141 | BELL Kenta | USA | 16 MAR 1977 | 16.55 +0.9 | x +0.5 | 16.17 0.0 | 16.55 +0.9 | |
| 14 | 1157 | PLATNITSKI Dzmityr | BLR | 26 AUG 1988 | 16.51 +0.1 | x +1.1 | x +1.4 | 16.51 +0.1 | |
| 15 | 1230 | SABINO Jefferson | BRA | 4 NOV 1982 | 16.12 +0.6 | 16.45 +1.0 | x +0.4 | 16.45 +1.0 | |
| 16 | 2224 | VALIYEV Roman | KAZ | 27 MAR 1984 | x +0.5 | 16.20 +0.6 | 15.93 +0.3 | 16.20 +0.6 | |
| 17 | 2690 | MOHAMDEIN Ibrahim Babikir | QAT | 10 DEC 1982 | 16.03 +0.4 | 16.02 +1.4 | 15.90 +0.1 | 16.03 +0.4 | |
| 18 | 1363 | ZHONG Minwei | CHN | 9 APR 1987 | 15.59 +0.4 | x +1.5 | 14.91 +0.8 | 15.59 +0.4 | |



NATIONAL STADIUM
国家体育场
STADE NATIONAL

MON 星期一 LUN
18 AUG 2008
10:00

ATHLETICS
田径 / ATHLÉTISME

MEN'S TRIPLE JUMP
男子三级跳远 / TRIPLE SAUT - HOMMES

QUALIFICATION GROUP A
及格赛 - A组 / QUALIFICATIONS GROUPE A



RESULTS
比赛成绩 / RÉSULTATS

| Rank | Bib | Name | NOC Code | Date of Birth | 1 | 2 | 3 | Result | Wind |
|------|------|---------------|----------|---------------|---------------|---------------|---------------|--------------|------|
| 19 | 2462 | SELMAN Redzep | MKD | 8 APR 1986 | 14.98 +0.5 | 15.29 +1.6 | 15.28 +0.2 | 15.29 | +1.6 |

Qualification: Qualifying performance 17.10 (Q) or at least 12 best performers (q) advance to the Final

| Starting order | 1 | 2 | 3 | 4 | 5 | 6 | 7 | 8 | 9 | 10 | 11 | 12 | 13 | 14 | 15 | 16 |
|----------------|------|------|------|------|------|------|------|------|------|------|------|------|------|------|------|------|
| | 1229 | 2224 | 1492 | 2667 | 3141 | 1157 | 1809 | 2462 | 2690 | 1230 | 2094 | 1363 | 3153 | 2837 | 3108 | 2297 |

| Starting order | 17 | 18 | 19 | | | | | | | | | | | | | |
|----------------|------|------|------|--|--|--|--|--|--|--|--|--|--|--|--|--|
| | 2943 | 1494 | 2709 | | | | | | | | | | | | | |

Weather conditions

Temperature: 25 °C Humidity: 55 % Conditions: Sunny

| | | | | | | |
|----------------|---|-----------------------|----|-------------|---|---------|
| Legend: | Q | Qualified by standard | SB | Season Best | x | Failure |
|----------------|---|-----------------------|----|-------------|---|---------|





RESULTS

比赛成绩 / RÉSULTATS

| | | | | |
|-----------------------|--------------------------------|-----|-------------------|-------------|
| WORLD RECORD | 18.29m EDWARDS Jonathan | GBR | Gothenburg (SWE) | 7 AUG 1995 |
| OLYMPIC RECORD | 18.09m HARRISON Kenny | USA | Atlanta, GA (USA) | 27 JUL 1996 |

| Rank | Bib | Name | NOC Code | Date of Birth | 1 | 2 | 3 | Result | Wind |
|------|------|---------------------------|----------|---------------|---------------|---------------|---------------|--------------|--------------|
| 1 | 1339 | LI Yanxi | CHN | 26 JUN 1983 | 16.93 +0.6 | 16.83 -0.5 | 17.30 +0.6 | 17.30 | Q PB +0.6 |
| 2 | 1097 | SANDS Leevan | BAH | 16 AUG 1981 | 17.25 +0.5 | | | 17.25 | Q +0.5 |
| 3 | 1851 | ACHIKE Onochie | GBR | 31 JAN 1975 | x +0.6 | 17.18 +1.1 | | 17.18 | Q +1.1 |
| 4 | 1451 | FUENTES Hector | CUB | 19 MAY 1988 | 16.73 +0.3 | 16.42 +0.8 | 17.14 +1.1 | 17.14 | Q +1.1 |
| 5 | 1271 | KARALIEV Momchil | BUL | 21 MAY 1982 | 17.06 +0.4 | 17.12 +0.6 | | 17.12 | Q +0.6 |
| 6 | 1968 | LEWIS Randy | GRN | 15 NOV 1978 | x +0.5 | 17.06 +0.6 | x +0.6 | 17.06 | +0.6 |
| 7 | 3100 | SAVOLAINEN Mykola | UKR | 25 MAR 1980 | 17.00 +0.9 | 16.55 +0.5 | 16.29 +0.5 | 17.00 | SB +0.9 |
| 8 | 2751 | PETRENKO Alexander | RUS | 8 FEB 1983 | 16.84 +0.6 | 16.97 +1.1 | 16.74 +0.9 | 16.97 | +1.1 |
| 9 | 1800 | DOUGLAS Nathan | GBR | 4 DEC 1982 | 16.45 +0.8 | 16.68 +1.2 | 16.72 +0.1 | 16.72 | +0.1 |
| 10 | 2750 | BURKENYA Danil | RUS | 20 JUL 1978 | 16.44 +0.5 | 16.69 +1.0 | 15.65 +0.5 | 16.69 | +1.0 |
| 11 | 1955 | TSIAMIS Dimitrios | GRE | 12 JAN 1982 | 16.37 +0.6 | 16.65 +1.0 | 16.48 +0.5 | 16.65 | +1.0 |
| 12 | 2424 | LETNICOV Vladimir | MDA | 7 OCT 1981 | 16.62 +0.5 | x +0.7 | x +0.2 | 16.62 | +0.5 |
| 13 | 3111 | IASTREBOV Viktor | UKR | 13 JAN 1982 | x +0.2 | x +0.4 | 16.52 +0.4 | 16.52 | +0.4 |
| 14 | 1739 | FOFANA Colomba | FRA | 11 APR 1977 | 16.42 +1.2 | 15.47 +0.6 | x +0.4 | 16.42 | +1.2 |
| 15 | 1407 | MAMBA SCHLICK Lucien Hugo | CMR | 1 FEB 1982 | 16.01 +0.3 | 14.98 +0.6 | x +0.5 | 16.01 | +0.3 |
| 16 | 3260 | WILSON Aarik | USA | 25 OCT 1982 | x +1.1 | 15.51 +0.8 | 15.97 +0.9 | 15.97 | +0.9 |
| 17 | 1360 | GU Junjie | CHN | 5 MAY 1983 | 15.94 +1.0 | 15.87 +0.8 | x +1.2 | 15.94 | +1.0 |
| 18 | 2017 | MAHESWARY Renjith | IND | 30 JAN 1986 | 15.77 +0.5 | x +0.4 | 15.51 +0.5 | 15.77 | +0.5 |



NATIONAL STADIUM
国家体育场
STADE NATIONAL

MON 星期一 LUN
18 AUG 2008
10:00

ATHLETICS
田径 / ATHLÉTISME

MEN'S TRIPLE JUMP
男子三级跳远 / TRIPLE SAUT - HOMMES

QUALIFICATION GROUP B
及格赛 - B组 / QUALIFICATIONS GROUPE B



RESULTS
比赛成绩 / RÉSULTATS

| Rank | Bib | Name | NOC Code | Date of Birth | 1 | 2 | 3 | Result | Wind |
|------|------|-------------------------|----------|---------------|-----------|-----------|-----------|-----------|------|
| | 2861 | BADJI Ndiss Kaba | SEN | 21 SEP 1983 | x +0.4 | x +0.8 | - | NM | |
| | 2403 | BOUGUETAIB Tarik | MAR | 30 APR 1981 | x +0.5 | x +0.5 | x +0.7 | NM | |

Qualification: Qualifying performance 17.10 (Q) or at least 12 best performers (q) advance to the Final

| | | | | | | | | | | | | | | | | |
|----------------|------|------|------|------|------|------|------|------|------|------|------|------|------|------|------|------|
| Starting order | 1 | 2 | 3 | 4 | 5 | 6 | 7 | 8 | 9 | 10 | 11 | 12 | 13 | 14 | 15 | 16 |
| | 1739 | 3260 | 1407 | 1451 | 1360 | 2750 | 2403 | 1097 | 1955 | 2751 | 2861 | 1339 | 3100 | 1851 | 3111 | 2424 |
| Starting order | 17 | 18 | 19 | 20 | | | | | | | | | | | | |
| | 2017 | 1968 | 1800 | 1271 | | | | | | | | | | | | |

Weather conditions

Temperature: 25 °C Humidity: 55 % Conditions: Sunny

| | | | | | | | | |
|----------------|----|-------------|----|---------|----|---------------|---|-----------------------|
| Legend: | - | Pass | NM | No Mark | PB | Personal Best | Q | Qualified by standard |
| | SB | Season Best | x | Failure | | | | |



NATIONAL STADIUM
国家体育场
STADE NATIONAL

MON 星期一 LUN
18 AUG 2008

ATHLETICS
田径 / ATHLÉTISME

MEN'S TRIPLE JUMP
男子三级跳远 / TRIPLE SAUT - HOMMES

QUALIFICATION
及格赛 / QUALIFICATIONS



RESULTS SUMMARY

比赛成绩综合 / RÉSUMÉ DES RÉSULTATS

| | | | | | |
|-----------------------|---------------|-------------------------|-----|-------------------|-------------|
| WORLD RECORD | 18.29m | EDWARDS Jonathan | GBR | Gothenburg (SWE) | 7 AUG 1995 |
| OLYMPIC RECORD | 18.09m | HARRISON Kenny | USA | Atlanta, GA (USA) | 27 JUL 1996 |

| Rank | Bib | Name | NOC Code | Group | Position | Wind | Result | |
|------|------|---------------------------|----------|-------|----------|------|--------------|------|
| 1 | 1809 | IDOWU Phillips | GBR | A | 1 | +1.0 | 17.44 | Q |
| 2 | 2667 | EVORA Nelson | POR | A | 2 | +1.1 | 17.34 | Q SB |
| 3 | 1339 | LI Yanxi | CHN | B | 1 | +0.6 | 17.30 | Q PB |
| 4 | 1494 | GIRAT Arnie David | CUB | A | 3 | +0.9 | 17.30 | Q |
| 5 | 1097 | SANDS Leevan | BAH | B | 2 | +0.5 | 17.25 | Q |
| 6 | 2837 | SPASOVKHODSKIY Igor | RUS | A | 4 | +0.4 | 17.23 | Q |
| 7 | 1851 | ACHIKE Onochie | GBR | B | 3 | +1.1 | 17.18 | Q |
| 8 | 2709 | OPREA Marian | ROU | A | 5 | -0.7 | 17.17 | Q |
| 9 | 1229 | GREGORIO Jadel | BRA | A | 6 | +0.4 | 17.15 | Q |
| 10 | 1451 | FUENTES Hector | CUB | B | 4 | +1.1 | 17.14 | Q |
| 11 | 1271 | KARAILIEV Momchil | BUL | B | 5 | +0.6 | 17.12 | Q |
| 12 | 3108 | KUZNYETSOV Viktor | UKR | A | 7 | +0.1 | 17.11 | Q |
| 13 | 1492 | COPELLO Alexis | CUB | A | 8 | +0.6 | 17.09 | |
| 14 | 2943 | VALUKEVIC Dmitrij | SVK | A | 9 | +0.5 | 17.08 | |
| 15 | 1968 | LEWIS Randy | GRN | B | 6 | +0.6 | 17.06 | |
| 16 | 3100 | SAVOLAINEN Mykola | UKR | B | 7 | +0.9 | 17.00 | SB |
| 17 | 2751 | PETRENKO Alexander | RUS | B | 8 | +1.1 | 16.97 | |
| 18 | 2297 | KIM Deokhyeon | KOR | A | 10 | +0.4 | 16.88 | |
| 19 | 3153 | CURRY Rafeeq | USA | A | 11 | +0.4 | 16.88 | |
| 20 | 1800 | DOUGLAS Nathan | GBR | B | 9 | +0.1 | 16.72 | |
| 21 | 2094 | DONATO Fabrizio | ITA | A | 12 | +0.1 | 16.70 | |
| 22 | 2750 | BURKENYA Danil | RUS | B | 10 | +1.0 | 16.69 | |
| 23 | 1955 | TSIAMIS Dimitrios | GRE | B | 11 | +1.0 | 16.65 | |
| 24 | 2424 | LETNICOV Vladimir | MDA | B | 12 | +0.5 | 16.62 | |
| 25 | 3141 | BELL Kenta | USA | A | 13 | +0.9 | 16.55 | |
| 26 | 3111 | IASTREBOV Viktor | UKR | B | 13 | +0.4 | 16.52 | |
| 27 | 1157 | PLATNITSKI Dzmityr | BLR | A | 14 | +0.1 | 16.51 | |
| 28 | 1230 | SABINO Jefferson | BRA | A | 15 | +1.0 | 16.45 | |
| 29 | 1739 | FOFANA Colomba | FRA | B | 14 | +1.2 | 16.42 | |
| 30 | 2224 | VALIYEV Roman | KAZ | A | 16 | +0.6 | 16.20 | |
| 31 | 2690 | MOHAMDEIN Ibrahim Babikir | QAT | A | 17 | +0.4 | 16.03 | |
| 32 | 1407 | MAMBA SCHLICK Lucien Hugo | CMR | B | 15 | +0.3 | 16.01 | |
| 33 | 3260 | WILSON Aarik | USA | B | 16 | +0.9 | 15.97 | |
| 34 | 1360 | GU Junjie | CHN | B | 17 | +1.0 | 15.94 | |
| 35 | 2017 | MAHESWARY Renjith | IND | B | 18 | +0.5 | 15.77 | |
| 36 | 1363 | ZHONG Minwei | CHN | A | 18 | +0.4 | 15.59 | |
| 37 | 2462 | SELMAN Redzep | MKD | A | 19 | +1.6 | 15.29 | |
| | 2861 | BADJI Ndiss Kaba | SEN | B | | | NM | |
| | 2403 | BOUGUETAIB Tarik | MAR | B | | | NM | |

Qualification: Qualifying performance 17.10 (Q) or at least 12 best performers (q) advance to the Final

| | | | | | |
|----------------|---------|----|---------------|---|-----------------------|
| Legend: | | | | | |
| NM | No Mark | PB | Personal Best | Q | Qualified by standard |
| | | SB | Season Best | | |



RESULTS

比赛成绩 / RÉSULTATS

| | | | | |
|-----------------------|--------------------------------|-----|-------------------|-------------|
| WORLD RECORD | 18.29m EDWARDS Jonathan | GBR | Gothenburg (SWE) | 7 AUG 1995 |
| OLYMPIC RECORD | 18.09m HARRISON Kenny | USA | Atlanta, GA (USA) | 27 JUL 1996 |

| Rank | Bib | Name | NOC Code | Date of Birth | 1 | 2 | 3 | 4 | 5 | 6 | Result | Wind |
|------|------|---------------------|----------|---------------|-------|-------|-------|-------|-------|-------|--------------|------|
| 1 | 2667 | EVORA Nelson | POR | 20 APR 1984 | 17.31 | 17.56 | x | 17.67 | 17.24 | 16.52 | 17.67 | SB |
| | | | | | -0.5 | 0.0 | +1.8 | +1.1 | +0.4 | +0.5 | +1.1 | |
| 2 | 1809 | IDOWU Phillips | GBR | 30 DEC 1978 | 17.51 | 17.31 | 17.62 | x | 17.26 | 16.41 | 17.62 | SB |
| | | | | | -0.3 | 0.0 | +0.9 | +0.2 | +0.2 | +0.2 | +0.9 | |
| 3 | 1097 | SANDS Leevan | BAH | 16 AUG 1981 | 16.91 | 16.55 | 17.59 | 17.26 | 17.32 | x | 17.59 | NR |
| | | | | | -0.6 | +0.4 | +0.9 | +1.1 | +0.5 | +0.6 | +0.9 | |
| 4 | 1494 | GIRAT Arnie David | CUB | 26 AUG 1984 | 17.27 | 17.52 | 17.24 | 17.48 | x | 17.08 | 17.52 | PB |
| | | | | | -0.5 | +0.2 | +1.0 | +1.6 | +0.4 | +0.3 | +0.2 | |
| 5 | 2709 | OPREA Marian | ROU | 6 JUN 1982 | 17.22 | x | x | x | x | 16.69 | 17.22 | |
| | | | | | -0.2 | -0.1 | +0.5 | +0.8 | +0.5 | +0.1 | -0.2 | |
| 6 | 1229 | GREGORIO Jadel | BRA | 16 SEP 1980 | 17.14 | 16.55 | 13.79 | 16.83 | 16.78 | 17.20 | 17.20 | |
| | | | | | -0.7 | +0.2 | -0.9 | +0.5 | -0.1 | +0.2 | +0.2 | |
| 7 | 1851 | ACHIKE Onochie | GBR | 31 JAN 1975 | 16.74 | x | 17.17 | x | 17.04 | x | 17.17 | |
| | | | | | -0.2 | +0.5 | -0.2 | +0.4 | -0.2 | +0.3 | -0.2 | |
| 8 | 3108 | KUZNYETSOV Viktor | UKR | 17 JUL 1986 | 16.71 | 16.87 | x | 16.81 | 16.48 | x | 16.87 | |
| | | | | | -0.3 | -0.3 | +0.7 | +0.3 | -0.5 | +0.2 | -0.3 | |
| 9 | 2837 | SPASOVKHODSKIY Igor | RUS | 1 AUG 1979 | 16.79 | 16.37 | 15.63 | | | | 16.79 | |
| | | | | | -0.6 | -0.3 | -0.9 | | | | -0.6 | |
| 10 | 1339 | LI Yanxi | CHN | 26 JUN 1983 | 15.93 | 16.35 | 16.77 | | | | 16.77 | |
| | | | | | -0.5 | 0.0 | +1.2 | | | | +1.2 | |
| 11 | 1271 | KARAILIEV Momchil | BUL | 21 MAY 1982 | 16.48 | 16.39 | 16.38 | | | | 16.48 | |
| | | | | | -0.2 | -0.1 | -0.4 | | | | -0.2 | |
| 12 | 1451 | FUENTES Hector | CUB | 19 MAY 1988 | 15.92 | x | 16.28 | | | | 16.28 | |
| | | | | | 0.0 | -0.2 | -0.6 | | | | -0.6 | |

| Starting order | 1 | 2 | 3 | 4 | 5 | 6 | 7 | 8 | 9 | 10 | 11 | 12 |
|----------------------|------|------|------|------|------|------|------|------|------|------|------|------|
| Initial | 1271 | 1451 | 2837 | 1229 | 2667 | 3108 | 1809 | 1097 | 1494 | 1339 | 1851 | 2709 |
| 4th and 5th attempts | 3108 | 1229 | 1851 | 2709 | 1494 | 2667 | 1097 | 1809 | | | | |
| 6th attempt | 3108 | 1229 | 1851 | 2709 | 1494 | 1097 | 1809 | 2667 | | | | |

Weather conditions

Temperature: 21 °C Humidity: 88 % Conditions: Cloudy

| | | | | |
|----------------|---------------------------|-------------------------|-----------------------|------------------|
| Legend: | NR National Record | PB Personal Best | SB Season Best | x Failure |
|----------------|---------------------------|-------------------------|-----------------------|------------------|



NATIONAL STADIUM
国家体育场
STADE NATIONAL

FRI 星期五 VEN
15 AUG 2008
9:05

ATHLETICS
田径 / ATHLÉTISME

MEN'S SHOT PUT
男子铅球 / LANCER DE POIDS - HOMMES

QUALIFICATION GROUP A
及格赛 - A组 / QUALIFICATIONS GROUPE A



RESULTS

比赛成绩 / RÉSULTATS

| | | | | | |
|-----------------------|---------------|-----------------------|-----|-----------------------|-------------|
| WORLD RECORD | 23.12m | BARNES Randy | USA | Los Angeles, CA (USA) | 20 MAY 1990 |
| OLYMPIC RECORD | 22.47m | TIMMERMANN Ulf | GDR | Seoul (KOR) | 23 SEP 1988 |

| Rank | Bib | Name | NOC Code | Date of Birth | 1 | 2 | 3 | Result |
|------|------|-------------------------|----------|---------------|-------|-------|-------|-------------------|
| 1 | 2599 | MAJEWSKI Tomasz | POL | 30 AUG 1981 | 21.04 | | | 21.04 Q PB |
| 2 | 3146 | CANTWELL Christian | USA | 30 SEP 1980 | 20.11 | 20.48 | | 20.48 Q |
| 3 | 1307 | ARMSTRONG Dylan | CAN | 15 JAN 1981 | 20.43 | | | 20.43 Q |
| 4 | 3284 | HOFFA Reese | USA | 8 OCT 1977 | 20.41 | | | 20.41 Q |
| 5 | 2792 | SOF'IN Pavel | RUS | 4 SEP 1981 | 20.29 | x | x | 20.29 |
| 6 | 1153 | BIALOU Yury | BLR | 20 MAR 1981 | x | 20.12 | 19.87 | 20.12 |
| 7 | 3091 | SEMENOV Andriy | UKR | 4 JUL 1984 | 18.95 | 19.59 | 20.01 | 20.01 |
| 8 | 1140 | ALIC Hamza | BIH | 20 JAN 1979 | 19.33 | 19.48 | 19.87 | 19.87 |
| 9 | 2802 | LYUBOSLAVSKIY Anton | RUS | 26 JUN 1984 | 19.14 | x | 19.87 | 19.87 |
| 10 | 1071 | MARTIN Scott | AUS | 12 OCT 1982 | 19.75 | x | x | 19.75 |
| 11 | 1537 | OLSEN Joachim Broechner | DEN | 31 MAY 1977 | 19.62 | 19.69 | 19.74 | 19.74 SB |
| 12 | 1484 | VELIZ Carlos | CUB | 12 AUG 1987 | 19.58 | 19.25 | 19.16 | 19.58 |
| 13 | 2340 | URTANS Maris | LAT | 9 FEB 1981 | 18.78 | 19.57 | 19.34 | 19.57 |
| 14 | 2933 | HABORAK Milan | SVK | 11 JAN 1973 | x | 19.32 | x | 19.32 |
| 15 | 1034 | LAURO German | ARG | 2 APR 1984 | 19.07 | x | 18.96 | 19.07 |
| 16 | 2900 | KOLASINAC Asmir | SRB | 15 OCT 1984 | 18.32 | x | 19.01 | 19.01 |
| 17 | 1997 | KURTHY Lajos Imre | HUN | 22 OCT 1986 | 18.38 | x | 18.74 | 18.74 |
| 18 | 1963 | STAMATOGIANNIS Michail | GRE | 20 MAY 1982 | x | 18.45 | 18.30 | 18.45 |
| 19 | 1323 | VERNI Marco | CHI | 27 FEB 1976 | x | 17.96 | x | 17.96 |
| | 1695 | HAGGBLOM Robert | FIN | 9 AUG 1982 | x | x | x | NM |
| | 1276 | IVANOV Georgi | BUL | 13 MAR 1985 | x | x | x | NM |
| | 1896 | BARTELS Ralf | GER | 21 FEB 1978 | | | | DNS |

Qualification: Qualifying performance 20.40 (Q) or at least 12 best performers (q) advance to the Final

| | | | | | | | | | | | | | | | | |
|----------------|------|------|------|------|------|------|------|------|------|------|------|------|------|------|------|------|
| Starting order | 1 | 2 | 3 | 4 | 5 | 6 | 7 | 8 | 9 | 10 | 11 | 12 | 13 | 14 | 15 | 16 |
| | 1484 | 1997 | 1153 | 2933 | 3146 | 1323 | 1963 | 3284 | 1140 | 2340 | 1537 | 3091 | 1276 | 1695 | 2802 | 2792 |
| Starting order | 17 | 18 | 19 | 20 | 21 | 22 | | | | | | | | | | |
| | 2900 | 1034 | 1071 | 1307 | 2599 | 1896 | | | | | | | | | | |

Weather conditions

Temperature: 26 °C Humidity: 64 % Conditions: Cloudy

| | | | | | | | |
|----------------|---------------|-----------|---------|-----------|---------------|----------|-----------------------|
| Legend: | Did not Start | NM | No Mark | PB | Personal Best | Q | Qualified by standard |
| DNS | Season Best | x | Failure | | | | |



RESULTS

比赛成绩 / RÉSULTATS

| | | | | | |
|-----------------------|---------------|-----------------------|-----|-----------------------|-------------|
| WORLD RECORD | 23.12m | BARNES Randy | USA | Los Angeles, CA (USA) | 20 MAY 1990 |
| OLYMPIC RECORD | 22.47m | TIMMERMANN Ulf | GDR | Seoul (KOR) | 23 SEP 1988 |

| Rank | Bib | Name | NOC Code | Date of Birth | 1 | 2 | 3 | Result |
|------|------|-------------------------------|----------|---------------|-------|-------|-------|----------------|
| 1 | 3208 | NELSON Adam | USA | 7 JUL 1975 | 20.56 | | | 20.56 Q |
| 2 | 1150 | MIKHNEVICH Andrei | BLR | 12 JUL 1976 | 20.38 | 20.48 | | 20.48 Q |
| 3 | 1155 | LYZHYN Pavel | BLR | 24 MAR 1981 | 20.36 | x | x | 20.36 q |
| 4 | 3061 | BILONOG Yuriy | UKR | 9 MAR 1974 | 19.93 | 20.16 | 19.57 | 20.16 q |
| 5 | 2500 | SMITH Rutger | NED | 9 JUL 1981 | 20.13 | x | 19.97 | 20.13 q |
| 6 | 2793 | YUSHKOV Ivan | RUS | 15 JAN 1981 | 20.02 | 19.83 | 20.00 | 20.02 q |
| 7 | 1862 | SACK Peter | GER | 27 JUL 1979 | 19.76 | x | 20.01 | 20.01 |
| 8 | 2181 | SCOTT Dorian | JAM | 2 JAN 1982 | 19.54 | 19.94 | 19.71 | 19.94 |
| 9 | 1065 | ANLEZARK Justin | AUS | 14 AUG 1977 | 19.91 | 19.75 | x | 19.91 |
| 10 | 1623 | MARTINEZ Manuel | ESP | 7 DEC 1974 | 19.62 | 19.45 | 19.81 | 19.81 |
| 11 | 2889 | VODOVNIK Miroslav | SLO | 11 SEP 1977 | 18.72 | x | 19.81 | 19.81 |
| 12 | 1756 | NIARE Yves | FRA | 20 JUL 1977 | x | x | 19.73 | 19.73 |
| 13 | 1645 | PEETRE Taavi | EST | 5 JUL 1983 | x | x | 19.57 | 19.57 |
| 14 | 2316 | ALHEBSHI Sultan Abdulmajeed E | KSA | 23 FEB 1983 | x | 18.67 | 19.51 | 19.51 |
| 15 | 1526 | STEHLIK Petr | CZE | 15 APR 1977 | x | 19.41 | x | 19.41 |
| 16 | 1449 | MULABEGOVIĆ Nedžad | CRO | 4 FEB 1981 | 19.11 | 19.35 | 18.88 | 19.35 |
| 17 | 1462 | PROENZA Reinaldo | CUB | 20 NOV 1984 | 19.15 | 19.06 | 19.20 | 19.20 |
| 18 | 2421 | EMILIANOV Ivan | MDA | 19 FEB 1977 | 18.64 | 18.27 | x | 18.64 |
| 19 | 1565 | FARAG Yasser | EGY | 2 MAY 1984 | 18.37 | x | 18.42 | 18.42 |
| 20 | 2653 | FORTES Marco | POR | 26 SEP 1982 | x | x | 18.05 | 18.05 |
| 21 | 3000 | CHANG Ming-Huang | TPE | 7 AUG 1982 | 16.13 | 16.98 | 17.43 | 17.43 |
| | 2038 | NIKFAR Amin | IRI | 2 JAN 1981 | x | x | x | NM |
| | 1500 | PAUMIER Alexis | CUB | 21 JAN 1975 | x | x | x | NM |

Qualification: Qualifying performance 20.40 (Q) or at least 12 best performers (q) advance to the Final

| | | | | | | | | | | | | | | | | |
|----------------|------|------|------|------|------|------|------|------|------|------|------|------|------|------|------|------|
| Starting order | 1 | 2 | 3 | 4 | 5 | 6 | 7 | 8 | 9 | 10 | 11 | 12 | 13 | 14 | 15 | 16 |
| | 2793 | 1862 | 1526 | 1500 | 1756 | 2421 | 2500 | 1623 | 2653 | 2889 | 2038 | 3208 | 1462 | 1449 | 1645 | 1150 |

| | | | | | | | | | | | | | | | | |
|----------------|------|------|------|------|------|------|------|--|--|--|--|--|--|--|--|--|
| Starting order | 17 | 18 | 19 | 20 | 21 | 22 | 23 | | | | | | | | | |
| | 1565 | 3061 | 2181 | 1155 | 3000 | 1065 | 2316 | | | | | | | | | |

Weather conditions

Temperature: 27 °C Humidity: 77 % Conditions: Cloudy

| | | | | | | | | | | | | | | | | |
|----------------|---------|---|-----------------------|---|--------------------------|---|---------|--|--|--|--|--|--|--|--|--|
| Legend: | | | | | | | | | | | | | | | | |
| NM | No Mark | Q | Qualified by standard | q | Qualified by performance | x | Failure | | | | | | | | | |



NATIONAL STADIUM
国家体育场
STADE NATIONAL

FRI 星期五 VEN
15 AUG 2008

ATHLETICS
田径 / ATHLÉTISME

MEN'S SHOT PUT
男子铅球 / LANCER DE POIDS - HOMMES

QUALIFICATION
及格赛 / QUALIFICATIONS



RESULTS SUMMARY

比赛成绩综合 / RÉSUMÉ DES RÉSULTATS

| | | | | | |
|-----------------------|---------------|-----------------------|-----|-----------------------|-------------|
| WORLD RECORD | 23.12m | BARNES Randy | USA | Los Angeles, CA (USA) | 20 MAY 1990 |
| OLYMPIC RECORD | 22.47m | TIMMERMANN Ulf | GDR | Seoul (KOR) | 23 SEP 1988 |

| Rank | Bib | Name | NOC Code | Group | Position | Result | |
|------|------|-------------------------------|----------|-------|----------|--------|------|
| 1 | 2599 | MAJEWSKI Tomasz | POL | A | 1 | 21.04 | Q PB |
| 2 | 3208 | NELSON Adam | USA | B | 1 | 20.56 | Q |
| 3 | 1150 | MIKHNEVICH Andrei | BLR | B | 2 | 20.48 | Q |
| 4 | 3146 | CANTWELL Christian | USA | A | 2 | 20.48 | Q |
| 5 | 1307 | ARMSTRONG Dylan | CAN | A | 3 | 20.43 | Q |
| 6 | 3284 | HOFFA Reese | USA | A | 4 | 20.41 | Q |
| 7 | 1155 | LYZHYN Pavel | BLR | B | 3 | 20.36 | q |
| 8 | 2792 | SOF'IN Pavel | RUS | A | 5 | 20.29 | q |
| 9 | 3061 | BILONOG Yuriy | UKR | B | 4 | 20.16 | q |
| 10 | 2500 | SMITH Rutger | NED | B | 5 | 20.13 | q |
| 11 | 1153 | BIALOU Yury | BLR | A | 6 | 20.12 | q |
| 12 | 2793 | YUSHKOV Ivan | RUS | B | 6 | 20.02 | q |
| 13 | 1862 | SACK Peter | GER | B | 7 | 20.01 | |
| 14 | 3091 | SEMENOV Andriy | UKR | A | 7 | 20.01 | |
| 15 | 2181 | SCOTT Dorian | JAM | B | 8 | 19.94 | |
| 16 | 1065 | ANLEZARK Justin | AUS | B | 9 | 19.91 | |
| 17 | 1140 | ALIC Hamza | BIH | A | 8 | 19.87 | |
| 18 | 2802 | LYUBOSLAVSKIY Anton | RUS | A | 9 | 19.87 | |
| 19 | 1623 | MARTINEZ Manuel | ESP | B | 10 | 19.81 | |
| 20 | 2889 | VODOVNIK Miroslav | SLO | B | 11 | 19.81 | |
| 21 | 1071 | MARTIN Scott | AUS | A | 10 | 19.75 | |
| 22 | 1537 | OLSEN Joachim Broechner | DEN | A | 11 | 19.74 | SB |
| 23 | 1756 | NIARE Yves | FRA | B | 12 | 19.73 | |
| 24 | 1484 | VELIZ Carlos | CUB | A | 12 | 19.58 | |
| 25 | 2340 | URTANS Maris | LAT | A | 13 | 19.57 | |
| 26 | 1645 | PEETRE Taavi | EST | B | 13 | 19.57 | |
| 27 | 2316 | ALHEBSHI Sultan Abdulmajeed E | KSA | B | 14 | 19.51 | |
| 28 | 1526 | STEHLIK Petr | CZE | B | 15 | 19.41 | |
| 29 | 1449 | MULABEGOVIĆ Nedžad | CRO | B | 16 | 19.35 | |
| 30 | 2933 | HABORAK Milan | SVK | A | 14 | 19.32 | |
| 31 | 1462 | PROENZA Reinaldo | CUB | B | 17 | 19.20 | |
| 32 | 1034 | LAURO German | ARG | A | 15 | 19.07 | |
| 33 | 2900 | KOLASINAC Asmir | SRB | A | 16 | 19.01 | |
| 34 | 1997 | KURTHY Lajos Imre | HUN | A | 17 | 18.74 | |
| 35 | 2421 | EMILIANOV Ivan | MDA | B | 18 | 18.64 | |
| 36 | 1963 | STAMATOIANNIS Michail | GRE | A | 18 | 18.45 | |
| 37 | 1565 | FARAG Yasser | EGY | B | 19 | 18.42 | |
| 38 | 2653 | FORTES Marco | POR | B | 20 | 18.05 | |
| 39 | 1323 | VERNI Marco | CHI | A | 19 | 17.96 | |
| 40 | 3000 | CHANG Ming-Huang | TPE | B | 21 | 17.43 | |
| | 1695 | HAGGBLOM Robert | FIN | A | | NM | |
| | 1276 | IVANOV Georgi | BUL | A | | NM | |
| | 2038 | NIKFAR Amin | IRI | B | | NM | |
| | 1500 | PAUMIER Alexis | CUB | B | | NM | |
| | 1896 | BARTELS Ralf | GER | A | | DNS | |

Qualification: Qualifying performance 20.40 (Q) or at least 12 best performers (q) advance to the Final



NATIONAL STADIUM
国家体育场
STADE NATIONAL

FRI 星期五 VEN
15 AUG 2008

ATHLETICS
田径 / ATHLÉTISME

MEN'S SHOT PUT
男子铅球 / LANCER DE POIDS - HOMMES

QUALIFICATION
及格赛 / QUALIFICATIONS



RESULTS SUMMARY

比赛成绩综合 / RÉSUMÉ DES RÉSULTATS

| | | | | | | | |
|----------------|--------------------------|-----------|-------------|-----------|---------------|----------|-----------------------|
| Legend: | | | | | | | |
| DNS | Did not Start | NM | No Mark | PB | Personal Best | Q | Qualified by standard |
| q | Qualified by performance | SB | Season Best | | | | |



NATIONAL STADIUM
国家体育场
STADE NATIONAL

FRI 星期五 VEN
15 AUG 2008
21:00

ATHLETICS
田径 / ATHLÉTISME

MEN'S SHOT PUT
男子铅球 / LANCER DE POIDS - HOMMES

FINAL
决赛 / FINALE



RESULTS

比赛成绩 / RÉSULTATS

| | | | | |
|-----------------------|------------------------------|-----|-----------------------|-------------|
| WORLD RECORD | 23.12m BARNES Randy | USA | Los Angeles, CA (USA) | 20 MAY 1990 |
| OLYMPIC RECORD | 22.47m TIMMERMANN Ulf | GDR | Seoul (KOR) | 23 SEP 1988 |

| Rank | Bib | Name | NOC Code | Date of Birth | 1 | 2 | 3 | 4 | 5 | 6 | Result | |
|------|------|--------------------|----------|---------------|-------|-------|-------|-------|-------|-------|--------------|----|
| 1 | 2599 | MAJEWSKI Tomasz | POL | 30 AUG 1981 | 20.80 | 20.47 | 21.21 | 21.51 | x | 20.44 | 21.51 | PB |
| 2 | 3146 | CANTWELL Christian | USA | 30 SEP 1980 | 20.39 | 20.98 | 20.88 | 20.86 | 20.69 | 21.09 | 21.09 | |
| 3 | 1150 | MIKHNEVICH Andrei | BLR | 12 JUL 1976 | 20.73 | 21.05 | x | 20.78 | 20.57 | 20.93 | 21.05 | |
| 4 | 1307 | ARMSTRONG Dylan | CAN | 15 JAN 1981 | 20.62 | 21.04 | x | x | 20.47 | x | 21.04 | NR |
| 5 | 1155 | LYZHYN Pavel | BLR | 24 MAR 1981 | 20.33 | 20.15 | 20.98 | 20.98 | 20.40 | x | 20.98 | PB |
| 6 | 3061 | BILONOG Yuriy | UKR | 9 MAR 1974 | 20.63 | x | 20.53 | 20.46 | 20.31 | x | 20.63 | SB |
| 7 | 3284 | HOFFA Reese | USA | 8 OCT 1977 | x | 19.81 | 20.53 | 20.38 | x | x | 20.53 | |
| 8 | 2792 | SOF'IN Pavel | RUS | 4 SEP 1981 | 20.42 | x | x | x | x | x | 20.42 | |
| 9 | 2500 | SMITH Rutger | NED | 9 JUL 1981 | 20.41 | x | 20.30 | | | | 20.41 | |
| 10 | 1153 | BIALOU Yury | BLR | 20 MAR 1981 | 20.06 | x | x | | | | 20.06 | |
| 11 | 2793 | YUSHKOV Ivan | RUS | 15 JAN 1981 | 19.67 | 19.55 | x | | | | 19.67 | |
| | 3208 | NELSON Adam | USA | 7 JUL 1975 | x | x | x | | | | NM | |

| Starting order | 1 | 2 | 3 | 4 | 5 | 6 | 7 | 8 | 9 | 10 | 11 | 12 |
|----------------------|------|------|------|------|------|------|------|------|------|------|------|------|
| Initial | 1150 | 1153 | 2793 | 3061 | 3284 | 2500 | 3208 | 1155 | 3146 | 2792 | 2599 | 1307 |
| 4th and 5th attempts | 2792 | 3284 | 3061 | 1155 | 3146 | 1307 | 1150 | 2599 | | | | |
| 6th attempt | 2792 | 3284 | 3061 | 3146 | 1155 | 1307 | 1150 | 2599 | | | | |

Weather conditions

Temperature: 28 °C Humidity: 44 % Conditions: Partly cloudy

| | | | | | | | | | | | | |
|----------------|---------|-----------|-----------------|-----------|---------------|-----------|-------------|--|--|--|--|--|
| Legend: | | | | | | | | | | | | |
| NM | No Mark | NR | National Record | PB | Personal Best | SB | Season Best | | | | | |
| x | Failure | | | | | | | | | | | |



NATIONAL STADIUM
国家体育场
STADE NATIONAL

SAT 星期六 SAM
16 AUG 2008
10:40

ATHLETICS
田径 / ATHLÉTISME

MEN'S DISCUS THROW
男子铁饼 / LANCER DE DISQUE - HOMMES

QUALIFICATION GROUP A
及格赛 - A组 / QUALIFICATIONS GROUPE A



RESULTS

比赛成绩 / RÉSULTATS

| | | | | | |
|-----------------------|---------------|--------------------------|-----|----------------------|-------------|
| WORLD RECORD | 74.08m | SCHULT Jurgen | GDR | Neubrandenburg (GDR) | 6 JUN 1986 |
| OLYMPIC RECORD | 69.89m | ALEKNA Virgilijus | LTU | Athens (GRE) | 23 AUG 2004 |

| Rank | Bib | Name | NOC Code | Date of Birth | 1 | 2 | 3 | Result |
|------|------|----------------------------|----------|---------------|-------|-------|-------|----------------|
| 1 | 2600 | MALACHOWSKI Piotr | POL | 7 JUN 1983 | 65.94 | | | 65.94 Q |
| 2 | 2369 | ALEKNA Virgilijus | LTU | 13 FEB 1972 | 65.84 | | | 65.84 Q |
| 3 | 2791 | PISHCHALNIKOV Bogdan | RUS | 26 AUG 1982 | 62.68 | 63.93 | 64.60 | 64.60 Q |
| 4 | 1606 | PESTANO Mario | ESP | 8 APR 1978 | 64.42 | 61.16 | x | 64.42 |
| 5 | 1893 | HARTING Robert | GER | 18 OCT 1984 | 64.19 | x | x | 64.19 |
| 6 | 1647 | TAMMERT Aleksander | EST | 2 FEB 1973 | 57.79 | 61.57 | 63.10 | 63.10 |
| 7 | 1994 | FAZEKAS Robert | HUN | 18 AUG 1975 | x | 61.61 | 62.64 | 62.64 |
| 8 | 1998 | MATE Gabor | HUN | 9 FEB 1979 | x | 55.15 | 62.44 | 62.44 |
| 9 | 1190 | SIVAKOU Dzmitry | BLR | 15 FEB 1983 | 59.64 | x | 61.75 | 61.75 |
| 10 | 3225 | ROBERTSON Michael | USA | 19 DEC 1983 | 60.97 | 61.64 | x | 61.64 |
| 11 | 3197 | MALONE Casey | USA | 6 APR 1977 | 59.48 | x | 61.26 | 61.26 |
| 12 | 1562 | EL GHAZALY Omar | EGY | 9 FEB 1984 | 59.71 | 58.95 | 60.24 | 60.24 |
| 13 | 3090 | SEMENOV Oleksiy | UKR | 27 JUN 1982 | 57.84 | 60.18 | 59.41 | 60.18 |
| 14 | 2036 | SAMIMI Abbas | IRI | 9 JUN 1977 | 58.01 | 59.92 | 58.85 | 59.92 |
| 15 | 1501 | FERNANDEZ Jorge | CUB | 2 OCT 1987 | x | 59.60 | 59.58 | 59.60 |
| 16 | 1521 | MARCELL Jan | CZE | 4 JUN 1985 | 59.52 | x | 56.31 | 59.52 |
| 17 | 1077 | HARRADINE Benn | AUS | 14 OCT 1982 | 58.55 | 57.50 | 57.91 | 58.55 |
| 18 | 2317 | AL-DAWODI Sultan Mubarak M | KSA | 16 JUN 1977 | 56.29 | 55.54 | 56.24 | 56.29 |
| 19 | 2420 | HRANOVSKI Vadim | MDA | 14 FEB 1983 | 56.19 | x | 55.78 | 56.19 |

Qualification: Qualifying performance 64.50 (Q) or at least 12 best performers (q) advance to the Final

| | | | | | | | | | | | | | | | | |
|----------------|------|------|------|------|------|------|------|------|------|------|------|------|------|------|------|------|
| Starting order | 1 | 2 | 3 | 4 | 5 | 6 | 7 | 8 | 9 | 10 | 11 | 12 | 13 | 14 | 15 | 16 |
| | 1606 | 2791 | 2036 | 2420 | 3197 | 1994 | 1077 | 2600 | 2369 | 1647 | 1501 | 2317 | 1190 | 3090 | 1521 | 1562 |

| | | | | | | | | | | | | | | | | |
|----------------|------|------|------|--|--|--|--|--|--|--|--|--|--|--|--|--|
| Starting order | 17 | 18 | 19 | | | | | | | | | | | | | |
| | 1998 | 1893 | 3225 | | | | | | | | | | | | | |

Weather conditions

Temperature: 30 °C Humidity: 41 % Conditions: Sunny

Legend:

Q Qualified by standard x Failure



NATIONAL STADIUM
国家体育场
STADE NATIONAL

SAT 星期六 SAM
16 AUG 2008
12:05

ATHLETICS
田径 / ATHLÉTISME

MEN'S DISCUS THROW
男子铁饼 / LANCER DE DISQUE - HOMMES

QUALIFICATION GROUP B
及格赛 - B组 / QUALIFICATIONS GROUPE B



RESULTS

比赛成绩 / RÉSULTATS

| | | | | | |
|-----------------------|---------------|--------------------------|-----|----------------------|-------------|
| WORLD RECORD | 74.08m | SCHULT Jurgen | GDR | Neubrandenburg (GDR) | 6 JUN 1986 |
| OLYMPIC RECORD | 69.89m | ALEKNA Virgilijus | LTU | Athens (GRE) | 23 AUG 2004 |

| Rank | Bib | Name | NOC Code | Date of Birth | 1 | 2 | 3 | Result |
|------|------|------------------------|----------|---------------|-------|-------|-------|----------------|
| 1 | 2500 | SMITH Rutger | NED | 9 JUL 1981 | 64.09 | 65.65 | | 65.65 Q |
| 2 | 1630 | CASANAS Yennifer Frank | ESP | 18 OCT 1978 | x | x | 64.99 | 64.99 Q |
| 3 | 1639 | KANTER Gerd | EST | 6 MAY 1979 | 59.65 | 64.66 | | 64.66 Q |
| 4 | 2698 | AL-DOSARI Rashid Shafi | QAT | 8 MAY 1981 | 63.83 | 63.72 | 61.60 | 63.83 q |
| 5 | 1691 | KRUGER Frantz | FIN | 22 MAY 1975 | x | 58.60 | 62.48 | 62.48 q |
| 6 | 1637 | ISRAEL Mart | EST | 23 SEP 1983 | 61.98 | 59.78 | 61.63 | 61.98 |
| 7 | 2033 | HADADI Ehsan | IRI | 20 JAN 1985 | 61.08 | x | 61.34 | 61.34 |
| 8 | 1083 | MAYER Gerhard | AUT | 20 MAY 1980 | 61.32 | x | 58.13 | 61.32 |
| 9 | 3037 | OLGUNDENIZ Ercument | TUR | 7 JUL 1976 | 58.99 | 60.83 | x | 60.83 |
| 10 | 1996 | KOVAGO Zoltan | HUN | 10 APR 1979 | 60.79 | 59.46 | 60.44 | 60.79 |
| 11 | 2021 | GOWDA Vikas | IND | 5 JUL 1983 | 59.58 | x | 60.69 | 60.69 |
| 12 | 3251 | WALTZ Ian | USA | 15 APR 1977 | 60.02 | x | x | 60.02 |
| 13 | 1444 | MARIC Martin | CRO | 19 APR 1984 | 59.25 | x | 59.09 | 59.25 |
| 14 | 1027 | BALLIENGO Jorge | ARG | 5 JAN 1978 | 58.71 | 58.82 | x | 58.82 |
| 15 | 2961 | ARRHENIUS Niklas | SWE | 10 SEP 1982 | 56.64 | 58.22 | 56.77 | 58.22 |
| 16 | 2096 | KIRCHLER Hannes | ITA | 22 DEC 1978 | x | x | 56.44 | 56.44 |
| 17 | 2056 | SHAHEED Haidar Nasser | IRQ | 13 JAN 1981 | 54.19 | x | x | 54.19 |
| 18 | 2129 | MATTHIAS Eric | IVB | 13 FEB 1984 | 47.87 | 50.87 | 53.11 | 53.11 |

Qualification: Qualifying performance 64.50 (Q) or at least 12 best performers (q) advance to the Final

| | | | | | | | | | | | | | | | | |
|----------------|------|------|------|------|------|------|------|------|------|------|------|------|------|------|------|------|
| Starting order | 1 | 2 | 3 | 4 | 5 | 6 | 7 | 8 | 9 | 10 | 11 | 12 | 13 | 14 | 15 | 16 |
| | 1083 | 2021 | 2500 | 1444 | 1027 | 2961 | 2096 | 2056 | 1691 | 3251 | 1630 | 2033 | 1637 | 2698 | 1639 | 1996 |
| Starting order | 17 | 18 | | | | | | | | | | | | | | |
| | 2129 | 3037 | | | | | | | | | | | | | | |

Weather conditions

Temperature: 30 °C Humidity: 36 % Conditions: Sunny

| |
|--|
| Legend: |
| Q Qualified by standard q Qualified by performance x Failure |



NATIONAL STADIUM
国家体育场
STADE NATIONAL

SAT 星期六 SAM
16 AUG 2008

ATHLETICS
田径 / ATHLÉTISME

MEN'S DISCUS THROW
男子铁饼 / LANCER DE DISQUE - HOMMES

QUALIFICATION
及格赛 / QUALIFICATIONS



RESULTS SUMMARY

比赛成绩综合 / RÉSUMÉ DES RÉSULTATS

| | | | | | |
|-----------------------|---------------|--------------------------|-----|----------------------|-------------|
| WORLD RECORD | 74.08m | SCHULT Jurgen | GDR | Neubrandenburg (GDR) | 6 JUN 1986 |
| OLYMPIC RECORD | 69.89m | ALEKNA Virgilijus | LTU | Athens (GRE) | 23 AUG 2004 |

| Rank | Bib | Name | NOC Code | Group | Position | Result |
|------|------|----------------------------|----------|-------|----------|---------|
| 1 | 2600 | MALACHOWSKI Piotr | POL | A | 1 | 65.94 Q |
| 2 | 2369 | ALEKNA Virgilijus | LTU | A | 2 | 65.84 Q |
| 3 | 2500 | SMITH Rutger | NED | B | 1 | 65.65 Q |
| 4 | 1630 | CASANAS Yennifer Frank | ESP | B | 2 | 64.99 Q |
| 5 | 1639 | KANTER Gerd | EST | B | 3 | 64.66 Q |
| 6 | 2791 | PISHCHALNIKOV Bogdan | RUS | A | 3 | 64.60 Q |
| 7 | 1606 | PESTANO Mario | ESP | A | 4 | 64.42 q |
| 8 | 1893 | HARTING Robert | GER | A | 5 | 64.19 q |
| 9 | 2698 | AL-DOSARI Rashid Shafi | QAT | B | 4 | 63.83 q |
| 10 | 1647 | TAMMERT Aleksander | EST | A | 6 | 63.10 q |
| 11 | 1994 | FAZEKAS Robert | HUN | A | 7 | 62.64 q |
| 12 | 1691 | KRUGER Frantz | FIN | B | 5 | 62.48 q |
| 13 | 1998 | MATE Gabor | HUN | A | 8 | 62.44 |
| 14 | 1637 | ISRAEL Mart | EST | B | 6 | 61.98 |
| 15 | 1190 | SIVAKOU Dzmityr | BLR | A | 9 | 61.75 |
| 16 | 3225 | ROBERTSON Michael | USA | A | 10 | 61.64 |
| 17 | 2033 | HADADI Ehsan | IRI | B | 7 | 61.34 |
| 18 | 1083 | MAYER Gerhard | AUT | B | 8 | 61.32 |
| 19 | 3197 | MALONE Casey | USA | A | 11 | 61.26 |
| 20 | 3037 | OLGUNDENIZ Ercument | TUR | B | 9 | 60.83 |
| 21 | 1996 | KOVAGO Zoltan | HUN | B | 10 | 60.79 |
| 22 | 2021 | GOWDA Vikas | IND | B | 11 | 60.69 |
| 23 | 1562 | EL GHAZALY Omar | EGY | A | 12 | 60.24 |
| 24 | 3090 | SEMENOV Oleksiy | UKR | A | 13 | 60.18 |
| 25 | 3251 | WALTZ Ian | USA | B | 12 | 60.02 |
| 26 | 2036 | SAMIMI Abbas | IRI | A | 14 | 59.92 |
| 27 | 1501 | FERNANDEZ Jorge | CUB | A | 15 | 59.60 |
| 28 | 1521 | MARCELL Jan | CZE | A | 16 | 59.52 |
| 29 | 1444 | MARIC Martin | CRO | B | 13 | 59.25 |
| 30 | 1027 | BALLIENGO Jorge | ARG | B | 14 | 58.82 |
| 31 | 1077 | HARRADINE Benn | AUS | A | 17 | 58.55 |
| 32 | 2961 | ARRHENIUS Niklas | SWE | B | 15 | 58.22 |
| 33 | 2096 | KIRCHLER Hannes | ITA | B | 16 | 56.44 |
| 34 | 2317 | AL-DAWODI Sultan Mubarak M | KSA | A | 18 | 56.29 |
| 35 | 2420 | HRANOVSKI Vadim | MDA | A | 19 | 56.19 |
| 36 | 2056 | SHAHEED Haidar Nasser | IRQ | B | 17 | 54.19 |
| 37 | 2129 | MATTHIAS Eric | IVB | B | 18 | 53.11 |

Qualification: Qualifying performance 64.50 (Q) or at least 12 best performers (q) advance to the Final

Legend:
Q Qualified by standard q Qualified by performance



NATIONAL STADIUM
国家体育场
STADE NATIONAL

TUE 星期二 MAR
19 AUG 2008
21:00

ATHLETICS
田径 / ATHLÉTISME

MEN'S DISCUS THROW
男子铁饼 / LANCER DE DISQUE - HOMMES

FINAL
决赛 / FINALE



RESULTS

比赛成绩 / RÉSULTATS

| | | | | | |
|-----------------------|---------------|--------------------------|-----|----------------------|-------------|
| WORLD RECORD | 74.08m | SCHULT Jurgen | GDR | Neubrandenburg (GDR) | 6 JUN 1986 |
| OLYMPIC RECORD | 69.89m | ALEKNA Virgilijus | LTU | Athens (GRE) | 23 AUG 2004 |

| Rank | Bib | Name | NOC Code | Date of Birth | 1 | 2 | 3 | 4 | 5 | 6 | Result |
|------|------|------------------------|----------|---------------|-------|-------|-------|-------|-------|-------|-----------------|
| 1 | 1639 | KANTER Gerd | EST | 6 MAY 1979 | 63.44 | 66.38 | 62.75 | 68.82 | x | 65.98 | 68.82 |
| 2 | 2600 | MALACHOWSKI Piotr | POL | 7 JUN 1983 | 66.45 | 67.82 | 66.98 | 63.91 | 65.78 | x | 67.82 |
| 3 | 2369 | ALEKNA Virgilijus | LTU | 13 FEB 1972 | x | 65.77 | 64.42 | 67.79 | x | 67.18 | 67.79 |
| 4 | 1893 | HARTING Robert | GER | 18 OCT 1984 | 65.58 | 64.84 | 67.09 | x | x | 66.51 | 67.09 |
| 5 | 1630 | CASANAS Yennifer Frank | ESP | 18 OCT 1978 | 59.54 | 62.16 | 64.46 | 64.11 | 64.97 | 66.49 | 66.49 |
| 6 | 2791 | PISHCHALNIKOV Bogdan | RUS | 26 AUG 1982 | 64.09 | 64.25 | 61.13 | 65.88 | x | x | 65.88 PB |
| 7 | 2500 | SMITH Rutger | NED | 9 JUL 1981 | 64.61 | 65.31 | 64.36 | 64.25 | x | 65.39 | 65.39 |
| 8 | 1994 | FAZEKAS Robert | HUN | 18 AUG 1975 | 62.25 | 63.43 | 62.49 | x | x | 59.34 | 63.43 |
| 9 | 1606 | PESTANO Mario | ESP | 8 APR 1978 | 60.46 | 62.84 | 63.42 | | | | 63.42 |
| 10 | 2698 | AL-DOSARI Rashid Shafi | QAT | 8 MAY 1981 | 59.62 | x | 62.55 | | | | 62.55 |
| 11 | 1691 | KRUGER Frantz | FIN | 22 MAY 1975 | 61.98 | 61.80 | 60.71 | | | | 61.98 |
| 12 | 1647 | TAMMERT Aleksander | EST | 2 FEB 1973 | x | 61.32 | 61.38 | | | | 61.38 |

| Starting order | 1 | 2 | 3 | 4 | 5 | 6 | 7 | 8 | 9 | 10 | 11 | 12 |
|----------------------|------|------|------|------|------|------|------|------|------|------|------|------|
| Initial | 1691 | 2791 | 2698 | 2369 | 1647 | 1994 | 2600 | 1606 | 1630 | 1893 | 1639 | 2500 |
| 4th and 5th attempts | 1994 | 2791 | 1630 | 2500 | 2369 | 1639 | 1893 | 2600 | | | | |
| 6th attempt | 1994 | 1630 | 2500 | 2791 | 1893 | 2369 | 2600 | 1639 | | | | |

Weather conditions

Temperature: 29 °C Humidity: 57 % Conditions: Cloudy

| |
|----------------------------|
| Legend: |
| PB Personal Best x Failure |



NATIONAL STADIUM
国家体育场
STADE NATIONAL

FRI 星期五 VEN
15 AUG 2008
10:40

ATHLETICS
田径 / ATHLÉTISME

MEN'S HAMMER THROW
男子链球 / LANCER DE MARTEAU - HOMMES

QUALIFICATION GROUP A
及格赛 - A组 / QUALIFICATIONS GROUPE A



RESULTS

比赛成绩 / RÉSULTATS

| | | | | | |
|-----------------------|---------------|------------------------|-----|-----------------|-------------|
| WORLD RECORD | 86.74m | SEDYKH Yuriy | URS | Stuttgart (FRG) | 30 AUG 1986 |
| OLYMPIC RECORD | 84.80m | LITVINOV Sergey | URS | Seoul (KOR) | 26 SEP 1988 |

| Rank | Bib | Name | NOC Code | Date of Birth | 1 | 2 | 3 | Result |
|------|------|--------------------------|----------|---------------|-------|-------|-------|----------------|
| 1 | 2000 | PARS Krisztian | HUN | 18 FEB 1982 | x | 80.07 | | 80.07 Q |
| 2 | 2215 | MUROFUSHI Koji | JPN | 8 OCT 1974 | 78.16 | | | 78.16 Q |
| 3 | 1897 | ESSER Markus | GER | 3 FEB 1980 | x | 77.00 | 77.60 | 77.60 |
| 4 | 1439 | HAKLITS Andras | CRO | 23 SEP 1977 | 74.27 | 77.12 | 76.23 | 77.12 |
| 5 | 2993 | NAZAROV Dilshod | TJK | 6 MAY 1982 | 74.67 | 75.34 | 72.47 | 75.34 |
| 6 | 3082 | VYNOGRADOV Yevgen | UKR | 30 APR 1984 | 73.41 | 74.49 | x | 74.49 |
| 7 | 1159 | SVIATOKHA Valery | BLR | 20 JUL 1981 | 74.41 | x | x | 74.41 |
| 8 | 1956 | PAPADIMITRIOU Alexandros | GRE | 18 JUN 1973 | x | 74.33 | 73.83 | 74.33 |
| 9 | 2339 | SOKOLOVS Igors | LAT | 17 AUG 1974 | 73.72 | 71.50 | x | 73.72 |
| 10 | 2849 | IKONNIKOV Kirill | RUS | 5 MAR 1984 | x | 72.04 | 72.33 | 72.33 |
| 11 | 2938 | KONOPKA Miloslav | SVK | 23 JAN 1979 | 71.76 | 71.96 | x | 71.96 |
| 12 | 3107 | TUGAY Igor | UKR | 22 MAR 1975 | 71.89 | x | 70.56 | 71.89 |
| 13 | 2058 | PETURSSON Bergur Ingi | ISL | 5 OCT 1985 | 69.73 | x | 71.63 | 71.63 |
| 14 | 1522 | MELICH Lukas | CZE | 16 SEP 1980 | 69.31 | 70.56 | 69.03 | 70.56 |
| | 1563 | ANANI Mohsen | EGY | 21 MAY 1985 | x | x | x | NM |
| | 2098 | LINGUA Marco | ITA | 4 JUN 1978 | x | x | x | NM |

Qualification: Qualifying performance 78.00 (Q) or at least 12 best performers (q) advance to the Final

| Starting order | 1 | 2 | 3 | 4 | 5 | 6 | 7 | 8 | 9 | 10 | 11 | 12 | 13 | 14 | 15 | 16 |
|----------------|------|------|------|------|------|------|------|------|------|------|------|------|------|------|------|------|
| | 1563 | 1522 | 1956 | 2215 | 2938 | 2000 | 1439 | 3082 | 2058 | 2098 | 2849 | 2993 | 3107 | 2339 | 1897 | 1159 |

Weather conditions

Temperature: 27 °C Humidity: 53 % Conditions: Sunny

| | | | | | | |
|----------------|----|---------|---|-----------------------|---|---------|
| Legend: | NM | No Mark | Q | Qualified by standard | x | Failure |
|----------------|----|---------|---|-----------------------|---|---------|



RESULTS
比赛成绩 / RÉSULTATS

| | | | | | |
|-----------------------|---------------|------------------------|-----|-----------------|-------------|
| WORLD RECORD | 86.74m | SEDYKH Yuriy | URS | Stuttgart (FRG) | 30 AUG 1986 |
| OLYMPIC RECORD | 84.80m | LITVINOV Sergey | URS | Seoul (KOR) | 26 SEP 1988 |

| Rank | Bib | Name | NOC Code | Date of Birth | 1 | 2 | 3 | Result |
|------|------|------------------------|----------|---------------|-------|-------|-------|-------------------|
| 1 | 2621 | ZIOLKOWSKI Szymon | POL | 1 JUL 1976 | 79.55 | | | 79.55 Q SB |
| 2 | 2877 | KOZMUS Primoz | SLO | 30 SEP 1979 | 79.44 | | | 79.44 Q |
| 3 | 1151 | TSIKHAN Ivan | BLR | 24 JUL 1976 | 79.26 | | | 79.26 Q |
| 4 | 1698 | KARJALAINEN Olli-Pekka | FIN | 7 MAR 1980 | 75.49 | x | 77.07 | 77.07 q |
| 5 | 1154 | DEVYATOVSKIY Vadim | BLR | 20 MAR 1977 | 73.39 | 76.56 | 76.95 | 76.95 q |
| 6 | 2936 | CHARFREITAG Libor | SVK | 11 SEP 1977 | 76.03 | x | 76.61 | 76.61 q |
| 7 | 1297 | STEACY James | CAN | 29 MAY 1984 | 76.32 | x | 75.01 | 76.32 q |
| 8 | 2105 | VIZZONI Nicola | ITA | 4 NOV 1973 | 72.82 | x | 75.01 | 75.01 |
| 9 | 3121 | RUBANKO Artem | UKR | 21 MAR 1974 | 74.47 | 73.89 | x | 74.47 |
| 10 | 3033 | APAK Esref | TUR | 3 JAN 1982 | x | 74.45 | x | 74.45 |
| 11 | 2323 | ZENKAWI Ali | KUW | 27 FEB 1984 | x | 73.62 | x | 73.62 |
| 12 | 2795 | VINICHENKO Igor | RUS | 11 APR 1984 | x | 72.05 | x | 72.05 |
| 13 | 2416 | ROZNA Roman | MDA | 25 MAR 1976 | 71.33 | 69.99 | 70.23 | 71.33 |
| 14 | 3193 | KRUGER III AG | USA | 18 FEB 1979 | 70.58 | 71.21 | x | 71.21 |
| 15 | 1005 | COLLAKU Dorian | ALB | 2 JUN 1977 | 69.14 | 69.84 | 70.98 | 70.98 |
| 16 | 1030 | CERRA Juan Ignacio | ARG | 10 OCT 1976 | x | 70.16 | x | 70.16 |
| | 2996 | HOMMADOV Amanmurat | TKM | 28 JAN 1989 | x | x | x | NM |

Qualification: Qualifying performance 78.00 (Q) or at least 12 best performers (q) advance to the Final

| | | | | | | | | | | | | | | | | |
|----------------|------|------|------|------|------|------|------|------|------|------|------|------|------|------|------|------|
| Starting order | 1 | 2 | 3 | 4 | 5 | 6 | 7 | 8 | 9 | 10 | 11 | 12 | 13 | 14 | 15 | 16 |
| | 3121 | 2996 | 2105 | 1297 | 3033 | 2936 | 3193 | 2795 | 2416 | 1005 | 2621 | 1030 | 1698 | 1154 | 2323 | 1151 |

| | | | | | | | | | | | | | | | | |
|----------------|------|--|--|--|--|--|--|--|--|--|--|--|--|--|--|--|
| Starting order | 17 | | | | | | | | | | | | | | | |
| | 2877 | | | | | | | | | | | | | | | |

Weather conditions

Temperature: 30 °C Humidity: 35 % Conditions: Sunny

| | | | | | | | | | | | | | | | | |
|----------------|---------|---|-----------------------|---|--------------------------|----|-------------|--|--|--|--|--|--|--|--|--|
| Legend: | | | | | | | | | | | | | | | | |
| NM | No Mark | Q | Qualified by standard | q | Qualified by performance | SB | Season Best | | | | | | | | | |
| x | Failure | | | | | | | | | | | | | | | |



NATIONAL STADIUM
国家体育场
STADE NATIONAL

FRI 星期五 VEN
15 AUG 2008

ATHLETICS
田径 / ATHLÉTISME

MEN'S HAMMER THROW
男子链球 / LANCER DE MARTEAU - HOMMES

QUALIFICATION
及格赛 / QUALIFICATIONS



RESULTS SUMMARY

比赛成绩综合 / RÉSUMÉ DES RÉSULTATS

| | | | | | |
|-----------------------|---------------|------------------------|-----|-----------------|-------------|
| WORLD RECORD | 86.74m | SEDYKH Yuriy | URS | Stuttgart (FRG) | 30 AUG 1986 |
| OLYMPIC RECORD | 84.80m | LITVINOV Sergey | URS | Seoul (KOR) | 26 SEP 1988 |

| Rank | Bib | Name | NOC Code | Group | Position | Result |
|------|------|--------------------------|----------|-------|----------|------------|
| 1 | 2000 | PARS Krisztian | HUN | A | 1 | 80.07 Q |
| 2 | 2621 | ZIOLKOWSKI Szymon | POL | B | 1 | 79.55 Q SB |
| 3 | 2877 | KOZMUS Primoz | SLO | B | 2 | 79.44 Q |
| 4 | 1151 | TSIKHAN Ivan | BLR | B | 3 | 79.26 Q |
| 5 | 2215 | MUROFUSHI Koji | JPN | A | 2 | 78.16 Q |
| 6 | 1897 | ESSER Markus | GER | A | 3 | 77.60 q |
| 7 | 1439 | HAKLITS Andras | CRO | A | 4 | 77.12 q |
| 8 | 1698 | KARJALAINEN Olli-Pekka | FIN | B | 4 | 77.07 q |
| 9 | 1154 | DEVYATOVSKIY Vadim | BLR | B | 5 | 76.95 q |
| 10 | 2936 | CHARFREITAG Libor | SVK | B | 6 | 76.61 q |
| 11 | 1297 | STEACY James | CAN | B | 7 | 76.32 q |
| 12 | 2993 | NAZAROV Dilshod | TJK | A | 5 | 75.34 q |
| 13 | 2105 | VIZZONI Nicola | ITA | B | 8 | 75.01 |
| 14 | 3082 | VYNOGRADOV Yevgen | UKR | A | 6 | 74.49 |
| 15 | 3121 | RUBANKO Artem | UKR | B | 9 | 74.47 |
| 16 | 3033 | APAK Esref | TUR | B | 10 | 74.45 |
| 17 | 1159 | SVIATOKHA Valery | BLR | A | 7 | 74.41 |
| 18 | 1956 | PAPADIMITRIOU Alexandros | GRE | A | 8 | 74.33 |
| 19 | 2339 | SOKOLOVS Igors | LAT | A | 9 | 73.72 |
| 20 | 2323 | ZENKAWI Ali | KUW | B | 11 | 73.62 |
| 21 | 2849 | IKONNIKOV Kirill | RUS | A | 10 | 72.33 |
| 22 | 2795 | VINICHENKO Igor | RUS | B | 12 | 72.05 |
| 23 | 2938 | KONOPKA Miloslav | SVK | A | 11 | 71.96 |
| 24 | 3107 | TUGAY Igor | UKR | A | 12 | 71.89 |
| 25 | 2058 | PETURSSON Bergur Ingi | ISL | A | 13 | 71.63 |
| 26 | 2416 | ROZNA Roman | MDA | B | 13 | 71.33 |
| 27 | 3193 | KRUGER III AG | USA | B | 14 | 71.21 |
| 28 | 1005 | COLLAKU Dorian | ALB | B | 15 | 70.98 |
| 29 | 1522 | MELICH Lukas | CZE | A | 14 | 70.56 |
| 30 | 1030 | CERRA Juan Ignacio | ARG | B | 16 | 70.16 |
| | 1563 | ANANI Mohsen | EGY | A | | NM |
| | 2996 | HOMMADOV Amanmurat | TKM | B | | NM |
| | 2098 | LINGUA Marco | ITA | A | | NM |

Qualification: Qualifying performance 78.00 (Q) or at least 12 best performers (q) advance to the Final

| | | | | | | |
|----------------|---------|---|-----------------------|---|--------------------------|----------------|
| Legend: | | | | | | |
| NM | No Mark | Q | Qualified by standard | q | Qualified by performance | SB Season Best |



NATIONAL STADIUM
国家体育场
STADE NATIONAL

SUN 星期天 DIM
17 AUG 2008
19:10

ATHLETICS
田径 / ATHLÉTISME

MEN'S HAMMER THROW
男子链球 / LANCER DE MARTEAU - HOMMES

FINAL
决赛 / FINALE



RESULTS
比赛成绩 / RÉSULTATS

| | | | | | |
|-----------------------|---------------|------------------------|-----|-----------------|-------------|
| WORLD RECORD | 86.74m | SEDYKH Yuriy | URS | Stuttgart (FRG) | 30 AUG 1986 |
| OLYMPIC RECORD | 84.80m | LITVINOV Sergey | URS | Seoul (KOR) | 26 SEP 1988 |

| Rank | Bib | Name | NOC Code | Date of Birth | 1 | 2 | 3 | 4 | 5 | 6 | Result | |
|------|------|-------------------------------|----------|---------------|-------|-------|-------|-------|-------|-------|--------------|----|
| 1 | 2877 | KOZMUS Primoz | SLO | 30 SEP 1979 | 80.75 | 82.02 | 80.79 | 80.64 | 80.98 | 80.85 | 82.02 | SB |
| 2 | 1154 | DEVYATOVSKIY Vadim | BLR | 20 MAR 1977 | 79.00 | 81.61 | x | x | 80.86 | x | 81.61 | |
| 3 | 1151 | TSIKHAN Ivan | BLR | 24 JUL 1976 | 78.49 | 80.56 | 79.59 | 78.89 | 81.51 | 80.87 | 81.51 | |
| 4 | 2000 | PARS Krisztian | HUN | 18 FEB 1982 | 78.05 | 80.96 | x | 80.16 | 80.11 | 79.83 | 80.96 | |
| 5 | 2215 | MUROFUSHI Koji | JPN | 8 OCT 1974 | 79.47 | 80.71 | 79.94 | 77.96 | 78.22 | 77.26 | 80.71 | |
| 6 | 1698 | KARJALAINEN Olli-Pekka | FIN | 7 MAR 1980 | 77.92 | 79.59 | 78.99 | x | 78.88 | x | 79.59 | SB |
| 7 | 2621 | ZIOLKOWSKI Szymon | POL | 1 JUL 1976 | 75.92 | 79.22 | 79.07 | 79.04 | 76.16 | x | 79.22 | |
| 8 | 2936 | CHARFREITAG Libor | SVK | 11 SEP 1977 | x | 77.62 | 76.83 | 77.26 | 78.65 | x | 78.65 | |
| 9 | 1897 | ESSER Markus | GER | 3 FEB 1980 | 74.56 | x | 77.10 | | | | 77.10 | |
| 10 | 1439 | HAKLITS Andras | CRO | 23 SEP 1977 | x | 75.78 | 76.58 | | | | 76.58 | |
| 11 | 2993 | NAZAROV Dilshod | TJK | 6 MAY 1982 | 72.97 | 76.54 | x | | | | 76.54 | |
| 12 | 1297 | STEACY James | CAN | 29 MAY 1984 | 75.72 | 75.54 | 74.06 | | | | 75.72 | |

| Starting order | 1 | 2 | 3 | 4 | 5 | 6 | 7 | 8 | 9 | 10 | 11 | 12 |
|----------------------|------|------|------|------|------|------|------|------|------|------|------|------|
| Initial | 2936 | 1698 | 2993 | 1151 | 2215 | 1439 | 2621 | 1154 | 2877 | 1297 | 1897 | 2000 |
| 4th and 5th attempts | 2936 | 2621 | 1698 | 1151 | 2215 | 2000 | 1154 | 2877 | | | | |
| 6th attempt | 2936 | 2621 | 1698 | 2215 | 2000 | 1151 | 1154 | 2877 | | | | |

Weather conditions

Temperature: 23 °C Humidity: 71 % Conditions: Cloudy

| |
|--------------------------|
| Legend: |
| SB Season Best x Failure |



NATIONAL STADIUM
国家体育场
STADE NATIONAL

THU 星期四 JEU
21 AUG 2008
10:10

ATHLETICS
田径 / ATHLÉTISME

MEN'S JAVELIN THROW
男子标枪 / LANCER DE JAVÉLOT - HOMMES

QUALIFICATION GROUP A
及格赛 - A组 / QUALIFICATIONS GROUPE A



RESULTS

比赛成绩 / RÉSULTATS

| | | | | | |
|-----------------------|---------------|--------------------|-----|--------------|-------------|
| WORLD RECORD | 98.48m | ZELEZNY Jan | CZE | Jena (GER) | 25 MAY 1996 |
| OLYMPIC RECORD | 90.17m | ZELEZNY Jan | CZE | Sydney (AUS) | 23 SEP 2000 |

| Rank | Bib | Name | NOC Code | Date of Birth | 1 | 2 | 3 | Result | |
|------|------|-------------------|----------|---------------|-------|-------|-------|--------------|----|
| 1 | 1296 | RUSSELL Scott | CAN | 16 JAN 1979 | 80.42 | - | - | 80.42 | |
| 2 | 2332 | KOVALS Ainars | LAT | 21 NOV 1981 | x | x | 80.15 | 80.15 | |
| 3 | 1193 | KAZLOU Uladzimir | BLR | 20 APR 1985 | 77.07 | 80.06 | 78.41 | 80.06 | |
| 4 | 1708 | WIRKKALA Teemu | FIN | 14 JAN 1984 | 79.79 | 78.89 | 75.81 | 79.79 | |
| 5 | 1063 | BANNISTER Jarrod | AUS | 3 OCT 1984 | 79.79 | x | 77.40 | 79.79 | |
| 6 | 2958 | ARVIDSSON Magnus | SWE | 20 FEB 1983 | 79.70 | 75.35 | 76.07 | 79.70 | |
| 7 | 2338 | RAGS Eriks | LAT | 1 JUN 1975 | 79.33 | x | 77.97 | 79.33 | |
| 8 | 2216 | MURAKAMI Yukifumi | JPN | 23 DEC 1979 | x | 78.21 | 76.29 | 78.21 | |
| 9 | 2584 | JANIK Igor | POL | 18 JAN 1983 | 71.43 | 67.59 | 77.63 | 77.63 | |
| 10 | 2298 | PARK Jaemyoung | KOR | 15 DEC 1981 | 76.63 | 75.61 | 74.25 | 76.63 | |
| 11 | 2728 | OOSTHUIZEN Robert | RSA | 23 JAN 1987 | x | 74.55 | 76.16 | 76.16 | |
| 12 | 3172 | GREER Breaux | USA | 19 OCT 1976 | 73.68 | - | - | 73.68 | SB |
| 13 | 1328 | GUERRA Ignacio | CHI | 15 SEP 1987 | 71.07 | 71.35 | 73.03 | 73.03 | |
| 14 | 2794 | MAKAROV Sergey | RUS | 19 MAR 1973 | x | x | 72.47 | 72.47 | |
| 15 | 1493 | BOUE Anier | CUB | 3 APR 1984 | 71.29 | 71.85 | x | 71.85 | |
| 16 | 2555 | FATECHA Victor | PAR | 10 MAR 1988 | 70.59 | 71.58 | 68.79 | 71.58 | |
| 17 | 1883 | STEDING Stephan | GER | 29 JAN 1982 | x | 70.05 | x | 70.05 | |
| 18 | 3300 | SHOKIRJONOV Bobur | UZB | 5 DEC 1990 | 69.54 | 66.29 | 68.29 | 69.54 | |
| | 1999 | OLTEAN Csongor | HUN | 8 APR 1984 | x | x | x | NM | |

Qualification: Qualifying performance 82.50 (Q) or at least 12 best performers (q) advance to the Final

| | | | | | | | | | | | | | | | | |
|----------------|------|------|------|------|------|------|------|------|------|------|------|------|------|------|------|------|
| Starting order | 1 | 2 | 3 | 4 | 5 | 6 | 7 | 8 | 9 | 10 | 11 | 12 | 13 | 14 | 15 | 16 |
| | 2958 | 1193 | 3300 | 1063 | 2584 | 1708 | 2298 | 3172 | 2728 | 2555 | 2794 | 1328 | 2332 | 2338 | 1493 | 1883 |

| | | | | | | | | | | | | | | | | |
|----------------|------|------|------|--|--|--|--|--|--|--|--|--|--|--|--|--|
| Starting order | 17 | 18 | 19 | | | | | | | | | | | | | |
| | 2216 | 1999 | 1296 | | | | | | | | | | | | | |

Weather conditions

Temperature: 21 °C Humidity: 90 % Conditions: Rain

| | | | | | | | | |
|----------------|---|------|----|---------|----|-------------|---|---------|
| Legend: | - | Pass | NM | No Mark | SB | Season Best | x | Failure |
|----------------|---|------|----|---------|----|-------------|---|---------|



RESULTS
比赛成绩 / RÉSULTATS

| | | | | | |
|-----------------------|---------------|--------------------|-----|--------------|-------------|
| WORLD RECORD | 98.48m | ZELEZNY Jan | CZE | Jena (GER) | 25 MAY 1996 |
| OLYMPIC RECORD | 90.17m | ZELEZNY Jan | CZE | Sydney (AUS) | 23 SEP 2000 |

| Rank | Bib | Name | NOC Code | Date of Birth | 1 | 2 | 3 | Result |
|------|------|--------------------------|----------|---------------|-------|-------|-------|-------------------|
| 1 | 2341 | VASILEVSKIS Vadims | LAT | 5 JAN 1982 | 83.51 | | | 83.51 Q |
| 2 | 2810 | KOROTKOV Ilya | RUS | 6 DEC 1983 | 79.13 | 83.33 | | 83.33 Q |
| 3 | 1689 | PITKAMAKI Tero | FIN | 19 DEC 1982 | x | 82.61 | | 82.61 Q |
| 4 | 1697 | JARVENPAA Tero | FIN | 2 OCT 1984 | 77.76 | 82.34 | - | 82.34 q |
| 5 | 1529 | VESELY Vitezslav | CZE | 27 FEB 1983 | x | 78.93 | 81.20 | 81.20 q PB |
| 6 | 2533 | THORKILDSEN Andreas | NOR | 1 APR 1982 | 79.85 | x | - | 79.85 q |
| 7 | 2852 | IVANOV Alexander | RUS | 25 MAY 1982 | 75.73 | 73.89 | 79.27 | 79.27 |
| 8 | 3233 | SMITH Leigh | USA | 28 AUG 1981 | x | 74.18 | 76.55 | 76.55 |
| 9 | 2541 | FARQUHAR Stuart | NZL | 15 MAR 1982 | 76.14 | 75.51 | 73.87 | 76.14 |
| 10 | 1640 | KUKK Mihkel | EST | 8 OCT 1983 | 63.42 | 70.55 | 75.56 | 75.56 |
| 11 | 1358 | CHEN Qi | CHN | 10 MAR 1982 | 73.50 | x | x | 73.50 |
| 12 | 3180 | HAZLE Mike | USA | 22 MAR 1979 | x | 72.75 | 71.69 | 72.75 |
| 13 | 1962 | SMALIOS Ioannis-Yeoryios | GRE | 17 FEB 1987 | x | 71.87 | 67.39 | 71.87 |
| 14 | 3080 | AVRAMENKO Roman | UKR | 23 MAR 1988 | 71.64 | 70.68 | 71.10 | 71.64 |
| 15 | 2878 | KRANJC Matija | SLO | 12 JUN 1984 | 71.00 | x | x | 71.00 |
| 16 | 1035 | PIETROBELLI Pablo | ARG | 14 JUN 1980 | 58.04 | 66.95 | 69.09 | 69.09 |
| 17 | 1919 | VIEWEG Alexander | GER | 26 JUN 1986 | 67.49 | 66.37 | 67.39 | 67.49 |
| 18 | 1270 | NESHEV Kolyo | BUL | 30 MAY 1982 | 66.00 | x | x | 66.00 |
| 19 | 1038 | JANOYAN Melik | ARM | 24 MAR 1985 | x | x | 64.47 | 64.47 |

Qualification: Qualifying performance 82.50 (Q) or at least 12 best performers (q) advance to the Final

| Starting order | 1 | 2 | 3 | 4 | 5 | 6 | 7 | 8 | 9 | 10 | 11 | 12 | 13 | 14 | 15 | 16 |
|----------------|------|------|------|------|------|------|------|------|------|------|------|------|------|------|------|------|
| | 1038 | 3233 | 2541 | 2852 | 1270 | 1640 | 1689 | 2878 | 1358 | 1035 | 3080 | 2810 | 1962 | 2341 | 1919 | 2533 |

| Starting order | 17 | 18 | 19 | | | | | | | | | | | | | |
|----------------|------|------|------|--|--|--|--|--|--|--|--|--|--|--|--|--|
| | 1697 | 1529 | 3180 | | | | | | | | | | | | | |

Weather conditions

Temperature: 21 °C Humidity: 90 % Conditions: Rain

| | | | | | | | |
|----------------|---------|-----------|---------------|----------|-----------------------|----------|--------------------------|
| Legend: | | PB | Personal Best | Q | Qualified by standard | q | Qualified by performance |
| - | Pass | | | | | | |
| x | Failure | | | | | | |



NATIONAL STADIUM
国家体育场
STADE NATIONAL

THU 星期四 JEU
21 AUG 2008

ATHLETICS
田径 / ATHLÉTISME

MEN'S JAVELIN THROW
男子标枪 / LANCER DE JAVÉLOT - HOMMES

QUALIFICATION
及格赛 / QUALIFICATIONS



RESULTS SUMMARY

比赛成绩综合 / RÉSUMÉ DES RÉSULTATS

| | | | | | |
|-----------------------|---------------|--------------------|-----|--------------|-------------|
| WORLD RECORD | 98.48m | ZELEZNY Jan | CZE | Jena (GER) | 25 MAY 1996 |
| OLYMPIC RECORD | 90.17m | ZELEZNY Jan | CZE | Sydney (AUS) | 23 SEP 2000 |

| Rank | Bib | Name | NOC Code | Group | Position | Result | |
|------|------|--------------------------|----------|-------|----------|--------|------|
| 1 | 2341 | VASILEVSKIS Vadims | LAT | B | 1 | 83.51 | Q |
| 2 | 2810 | KOROTKOV Ilya | RUS | B | 2 | 83.33 | Q |
| 3 | 1689 | PITKAMAKI Tero | FIN | B | 3 | 82.61 | Q |
| 4 | 1697 | JARVENPAA Tero | FIN | B | 4 | 82.34 | q |
| 5 | 1529 | VESELY Vitezslav | CZE | B | 5 | 81.20 | q PB |
| 6 | 1296 | RUSSELL Scott | CAN | A | 1 | 80.42 | q |
| 7 | 2332 | KOVALS Ainars | LAT | A | 2 | 80.15 | q |
| 8 | 1193 | KAZLOU Uladzimir | BLR | A | 3 | 80.06 | q |
| 9 | 2533 | THORKILDSEN Andreas | NOR | B | 6 | 79.85 | q |
| 10 | 1708 | WIRKKALA Teemu | FIN | A | 4 | 79.79 | q |
| 11 | 1063 | BANNISTER Jarrod | AUS | A | 5 | 79.79 | q |
| 12 | 2958 | ARVIDSSON Magnus | SWE | A | 6 | 79.70 | q |
| 13 | 2338 | RAGS Eriks | LAT | A | 7 | 79.33 | |
| 14 | 2852 | IVANOV Alexander | RUS | B | 7 | 79.27 | |
| 15 | 2216 | MURAKAMI Yukifumi | JPN | A | 8 | 78.21 | |
| 16 | 2584 | JANIK Igor | POL | A | 9 | 77.63 | |
| 17 | 2298 | PARK Jaemyoung | KOR | A | 10 | 76.63 | |
| 18 | 3233 | SMITH Leigh | USA | B | 8 | 76.55 | |
| 19 | 2728 | OOSTHUIZEN Robert | RSA | A | 11 | 76.16 | |
| 20 | 2541 | FARQUHAR Stuart | NZL | B | 9 | 76.14 | |
| 21 | 1640 | KUKK Mihkel | EST | B | 10 | 75.56 | |
| 22 | 3172 | GREER Breaux | USA | A | 12 | 73.68 | SB |
| 23 | 1358 | CHEN Qi | CHN | B | 11 | 73.50 | |
| 24 | 1328 | GUERRA Ignacio | CHI | A | 13 | 73.03 | |
| 25 | 3180 | HAZLE Mike | USA | B | 12 | 72.75 | |
| 26 | 2794 | MAKAROV Sergey | RUS | A | 14 | 72.47 | |
| 27 | 1962 | SMALIOS Ioannis-Yeoryios | GRE | B | 13 | 71.87 | |
| 28 | 1493 | BOUE Anier | CUB | A | 15 | 71.85 | |
| 29 | 3080 | AVRAMENKO Roman | UKR | B | 14 | 71.64 | |
| 30 | 2555 | FATECHA Victor | PAR | A | 16 | 71.58 | |
| 31 | 2878 | KRANJC Matija | SLO | B | 15 | 71.00 | |
| 32 | 1883 | STEDING Stephan | GER | A | 17 | 70.05 | |
| 33 | 3300 | SHOKIRJONOV Bobur | UZB | A | 18 | 69.54 | |
| 34 | 1035 | PIETROBELLI Pablo | ARG | B | 16 | 69.09 | |
| 35 | 1919 | VIEWEG Alexander | GER | B | 17 | 67.49 | |
| 36 | 1270 | NESHEV Kolyo | BUL | B | 18 | 66.00 | |
| 37 | 1038 | JANOYAN Melik | ARM | B | 19 | 64.47 | |
| | 1999 | OLTEAN Csongor | HUN | A | | NM | |

Qualification: Qualifying performance 82.50 (Q) or at least 12 best performers (q) advance to the Final

| | | | | | |
|----------------|-------------|----|---------------|---|--------------------------|
| Legend: | | | | | |
| NM | No Mark | PB | Personal Best | Q | Qualified by standard |
| SB | Season Best | | | q | Qualified by performance |



NATIONAL STADIUM
国家体育场
STADE NATIONAL

SAT 星期六 SAM
23 AUG 2008
19:10

ATHLETICS
田径 / ATHLÉTISME

MEN'S JAVELIN THROW
男子标枪 / LANCER DE JAVÉLOT - HOMMES

FINAL
决赛 / FINALE



RESULTS
比赛成绩 / RÉSULTATS

| | | | | | |
|-----------------------|---------------|--------------------|-----|--------------|-------------|
| WORLD RECORD | 98.48m | ZELEZNY Jan | CZE | Jena (GER) | 25 MAY 1996 |
| OLYMPIC RECORD | 90.17m | ZELEZNY Jan | CZE | Sydney (AUS) | 23 SEP 2000 |

| Rank | Bib | Name | NOC Code | Date of Birth | 1 | 2 | 3 | 4 | 5 | 6 | Result | |
|------|------|---------------------|----------|---------------|-------|-------|-------|-------|-------|-------|--------------|----|
| 1 | 2533 | THORKILDSEN Andreas | NOR | 1 APR 1982 | 84.72 | 85.91 | 87.93 | 85.13 | 90.57 | - | 90.57 | OR |
| 2 | 2332 | KOVALS Ainars | LAT | 21 NOV 1981 | 79.45 | 82.63 | 82.28 | 78.98 | 80.65 | 86.64 | 86.64 | PB |
| 3 | 1689 | PITKAMAKI Tero | FIN | 19 DEC 1982 | 83.75 | x | 80.69 | 85.83 | x | 86.16 | 86.16 | |
| 4 | 1697 | JARVENPAA Tero | FIN | 2 OCT 1984 | 83.95 | x | x | x | x | 83.63 | 83.95 | |
| 5 | 1708 | WIRKKALA Teemu | FIN | 14 JAN 1984 | x | 73.90 | 83.46 | x | - | 78.23 | 83.46 | |
| 6 | 1063 | BANNISTER Jarrod | AUS | 3 OCT 1984 | 83.45 | 80.59 | 82.20 | - | - | - | 83.45 | |
| 7 | 2810 | KOROTKOV Ilya | RUS | 6 DEC 1983 | 82.54 | x | 76.84 | 82.15 | x | 83.15 | 83.15 | |
| 8 | 1193 | KAZLOU Uladzimir | BLR | 20 APR 1985 | 82.06 | 77.57 | 74.09 | x | x | 75.36 | 82.06 | PB |
| 9 | 2341 | VASILEVSKIS Vadims | LAT | 5 JAN 1982 | 76.75 | x | 81.32 | | | | 81.32 | |
| 10 | 1296 | RUSSELL Scott | CAN | 16 JAN 1979 | 80.90 | 78.02 | x | | | | 80.90 | |
| 11 | 2958 | ARVIDSSON Magnus | SWE | 20 FEB 1983 | 79.85 | 79.57 | 80.16 | | | | 80.16 | |
| 12 | 1529 | VESELY Vitezslav | CZE | 27 FEB 1983 | x | x | 76.76 | | | | 76.76 | |

| Starting order | 1 | 2 | 3 | 4 | 5 | 6 | 7 | 8 | 9 | 10 | 11 | 12 |
|----------------------|------|------|------|------|------|------|------|------|------|------|------|------|
| Initial | 1529 | 2332 | 2341 | 1689 | 2810 | 1296 | 1708 | 1697 | 1193 | 2533 | 2958 | 1063 |
| 4th and 5th attempts | 1193 | 2810 | 2332 | 1063 | 1708 | 1689 | 1697 | 2533 | | | | |
| 6th attempt | 1193 | 2810 | 2332 | 1063 | 1708 | 1697 | 1689 | 2533 | | | | |

Weather conditions

Temperature: 30 °C Humidity: 44 % Conditions: Cloudy

| | | | | | | | |
|----------------|---|----|----------------|----|---------------|---|---------|
| Legend: | - | OR | Olympic Record | PB | Personal Best | x | Failure |
|----------------|---|----|----------------|----|---------------|---|---------|



RESULTS

比赛成绩 / RÉSULTATS

| | | | | | |
|---------------------------------|--------------|----------------------|-----|-------------------|-------------|
| WORLD DECATHLON RECORD | 9026 | SEBRLE Roman | CZE | Gotzis (AUT) | 27 MAY 2001 |
| OLYMPIC DECATHLON RECORD | 8893 | SEBRLE Roman | CZE | Athens (GRE) | 23 AUG 2004 |
| WORLD DECATHLON BEST | 10.22 | HUFFINS Chris | USA | Atlanta, GA (USA) | 21 JUN 1996 |
| OLYMPIC DECATHLON BEST | 10.41 | TOOMEY Bill | USA | Mexico City (MEX) | 18 OCT 1968 |

HEAT 1 Start Time: 9:20 Wind: -0.6 m/s

| Rank | Bib | Name | NOC Code | Date of Birth | Lane | Reaction Time | Fn | Result | Points |
|------|------|---------------------|----------|---------------|------|---------------|----|--------|--------|
| 1 | 1491 | SUAREZ Leonel | CUB | 1 SEP 1987 | 6 | 0.149 | | 10.90 | 883 PB |
| 2 | 2796 | POGORELOV Alexander | RUS | 10 JAN 1980 | 3 | 0.159 | | 11.07 | 845 |
| 3 | 1865 | NIKLAUS Andre | GER | 30 AUG 1981 | 7 | 0.147 | | 11.12 | 834 |
| 4 | 1644 | PAHAPILL Mikk | EST | 18 JUL 1983 | 9 | 0.153 | | 11.15 | 827 |
| 5 | 1709 | HALVARI Mikko | FIN | 4 MAR 1983 | 2 | 0.167 | | 11.18 | 821 |
| 6 | 1531 | SEBRLE Roman | CZE | 26 NOV 1974 | 5 | 0.150 | | 11.21 | 814 |
| 7 | 2886 | SITAR Damjan | SLO | 17 AUG 1981 | 4 | 0.158 | | 11.21 | 814 |
| 8 | 2330 | KARLIVANS Janis | LAT | 2 JUN 1982 | 8 | 0.153 | | 11.36 | 782 |

HEAT 2 Start Time: 9:27 Wind: -0.2 m/s

| Rank | Bib | Name | NOC Code | Date of Birth | Lane | Reaction Time | Fn | Result | Points |
|------|------|-------------------|----------|---------------|------|---------------|----|--------|---------|
| 1 | 1488 | GARCIA Yordani | CUB | 21 NOV 1988 | 4 | 0.144 | | 10.64 | 942 PB |
| 2 | 2144 | SMITH Maurice | JAM | 29 SEP 1980 | 8 | 0.148 | | 10.85 | 894 SB |
| 3 | 1646 | RAJA Andres | EST | 2 JUN 1982 | 3 | 0.145 | | 10.89 | 885 =PB |
| 4 | 1152 | KRAUCHANKA Andrei | BLR | 4 JAN 1986 | 2 | 0.174 | | 10.96 | 870 SB |
| 5 | 1223 | CHININ Carlos | BRA | 3 MAY 1985 | 6 | 0.176 | | 10.99 | 863 |
| 6 | 2797 | SYSOEV Alexey | RUS | 8 MAR 1985 | 9 | 0.156 | | 11.03 | 854 |
| 7 | 1850 | AWDE Daniel | GBR | 22 JUN 1988 | 5 | 0.145 | | 11.06 | 847 |
| 8 | 3212 | PAPPAS Tom | USA | 6 SEP 1976 | 7 | 0.191 | | 11.12 | 834 |

HEAT 3 Start Time: 9:34 Wind: +0.3 m/s

| Rank | Bib | Name | NOC Code | Date of Birth | Lane | Reaction Time | Fn | Result | Points |
|------|------|-------------------|----------|---------------|------|---------------|----|--------|--------|
| 1 | 3148 | CLAY Bryan | USA | 3 JAN 1980 | 2 | 0.136 | | 10.44 | 989 |
| 2 | 3175 | HARDEE Trey | USA | 7 FEB 1984 | 3 | 0.144 | | 10.52 | 970 |
| 3 | 3060 | KASYANOV Oleksiy | UKR | 26 AUG 1985 | 8 | 0.157 | | 10.53 | 968 PB |
| 4 | 2349 | ADDY Jangy | LBR | 3 MAY 1985 | 7 | 0.187 | | 10.76 | 915 PB |
| 5 | 1867 | SCHRADER Michael | GER | 1 JUL 1987 | 5 | 0.186 | | 10.80 | 906 |
| 6 | 1917 | ABELE Arthur | GER | 30 JUL 1986 | 9 | 0.136 | | 10.90 | 883 |
| 7 | 1286 | BERTOCCHI Massimo | CAN | 27 SEP 1985 | 4 | 0.181 | | 11.00 | 861 |
| 8 | 2226 | KARPOV Dmitriy | KAZ | 23 JUL 1981 | 6 | 0.128 | | 11.83 | 685 |

HEAT 4 Start Time: 9:41 Wind: -0.4 m/s

| Rank | Bib | Name | NOC Code | Date of Birth | Lane | Reaction Time | Fn | Result | Points |
|------|------|------------------------|----------|---------------|------|---------------|----|--------|---------|
| 1 | 1631 | GOMEZ David | ESP | 13 FEB 1981 | 5 | 0.137 | | 11.12 | 834 SB |
| 2 | 1371 | QI Haifeng | CHN | 7 AUG 1981 | 6 | 0.177 | | 11.15 | 827 SB |
| 3 | 2495 | MARTINEAU Eugene | NED | 14 MAY 1980 | 3 | 0.129 | | 11.19 | 819 |
| 4 | 1115 | van ALPHEN Hans | BEL | 12 JAN 1982 | 7 | 0.171 | | 11.28 | 799 |
| 5 | 1156 | PARKHOMENKA Aliaksandr | BLR | 21 MAR 1981 | 8 | 0.194 | | 11.29 | 797 =SB |
| 6 | 1326 | BARROILHET Gonzalo | CHI | 19 AUG 1986 | 4 | 0.169 | | 11.33 | 789 |
| 7 | 3294 | ANDREEV Pavel | UZB | 24 NOV 1978 | 2 | 0.145 | | 11.47 | 759 |
| 8 | 3291 | SMIRNOV Vitaliy | UZB | 25 OCT 1978 | 9 | 0.145 | | 11.56 | 740 |



NATIONAL STADIUM
国家体育场
STADE NATIONAL

THU 星期四 JEU
21 AUG 2008

ATHLETICS
田径 / ATHLÉTISME

MEN'S DECATHLON
男子十项全能 / DÉCATHLON - HOMMES

100m
100米 / 100 m



RESULTS

比赛成绩 / RÉSULTATS

HEAT 5

Start Time: 9:48

Wind: -0.1 m/s

| Rank | Bib | Name | NOC Code | Date of Birth | Lane | Reaction Time | Fn | Result | Points |
|------|------|-------------------|----------|---------------|------|---------------|----|--------|--------|
| 1 | 2037 | SEPEHRZAD Hadi | IRI | 18 JAN 1983 | 2 | 0.157 | F1 | 10.92 | 878 |
| 2 | 2809 | DROZDOV Aleksey | RUS | 3 DEC 1983 | 3 | 0.119 | | 11.02 | 856 |
| 3 | 2948 | DIZDAREVIC Slaven | SVK | 3 AUG 1981 | 5 | 0.175 | | 11.16 | 825 |
| 4 | 1722 | BARRAS Romain | FRA | 1 AUG 1980 | 7 | 0.170 | | 11.26 | 804 SB |
| 5 | 1158 | SHUBIANOK Mikalai | BLR | 4 MAY 1985 | 8 | 0.150 | | 11.31 | 793 SB |
| 6 | 1122 | XHONNEUX Frederic | BEL | 11 MAY 1983 | 9 | 0.133 | | 11.41 | 771 SB |
| 7 | 2001 | ZSIVOCZKY Attila | HUN | 29 APR 1977 | 6 | 0.179 | | 11.86 | 679 |
| 8 | 2425 | COVALENCO Victor | MDA | 26 OCT 1975 | 4 | 0.154 | | 11.87 | 677 |

Weather conditions at the beginning of the 1st heat

Temperature: 21 °C Humidity: 90 % Conditions: Rain

Legend:

=PB Equal Personal Best **=SB** Equal Season Best **Fn** False start **PB** Personal Best
SB Season Best



RESULTS
比赛成绩 / RÉSULTATS

| | | | | | |
|--------------------------|-------|----------------|-----|-------------------|-------------|
| WORLD DECATHLON RECORD | 9026 | SEBRLE Roman | CZE | Gotzis (AUT) | 27 MAY 2001 |
| OLYMPIC DECATHLON RECORD | 8893 | SEBRLE Roman | CZE | Athens (GRE) | 23 AUG 2004 |
| WORLD DECATHLON BEST | 8.22m | NOOL Erki | EST | Tallinn (EST) | 15 JUN 1996 |
| OLYMPIC DECATHLON BEST | 8.07m | BUSEMANN Frank | GER | Atlanta, GA (USA) | 31 JUL 1996 |

| Rank | Bib | Name | NOC Code | Date of Birth | 1 | 2 | 3 | Result Wind | Points (Tot. Pts) | |
|------|------|------------------------|----------|---------------|--------------|--------------|--------------|---------------------|----------------------|----|
| 1 | 2349 | ADDY Jangy | LBR | 3 MAY 1985 | 7.31 +0.8 | 7.20 +2.1 | 7.38 +0.9 | 7.38 +0.9 | 905 (1820) | PB |
| 2 | 1491 | SUAREZ Leonel | CUB | 1 SEP 1987 | x +0.1 | 7.33 +0.8 | x +0.7 | 7.33 +0.8 | 893 (1776) | PB |
| 3 | 2809 | DROZDOV Aleksey | RUS | 3 DEC 1983 | 7.23 -0.1 | x +0.5 | 7.15 +1.6 | 7.23 -0.1 | 869 (1725) | |
| 4 | 1371 | QI Haifeng | CHN | 7 AUG 1981 | x +0.6 | 7.06 +0.1 | 7.22 +1.6 | 7.22 +1.6 | 866 (1693) | |
| 5 | 1850 | AWDE Daniel | GBR | 22 JUN 1988 | 6.98 -0.3 | 7.12 +0.3 | 7.04 -0.8 | 7.12 +0.3 | 842 (1689) | SB |
| 6 | 1722 | BARRAS Romain | FRA | 1 AUG 1980 | x +0.3 | 6.80 -0.7 | 7.08 +1.0 | 7.08 +1.0 | 833 (1637) | SB |
| 7 | 1326 | BARROILHET Gonzalo | CHI | 19 AUG 1986 | x +0.5 | x +0.6 | 7.08 +1.9 | 7.08 +1.9 | 833 (1622) | |
| 8 | 1488 | GARCIA Yordani | CUB | 21 NOV 1988 | 7.07 +0.3 | x -0.8 | 7.00 +1.1 | 7.07 +0.3 | 830 (1772) | SB |
| 9 | 2948 | DIZDAREVIC Slaven | SVK | 3 AUG 1981 | 6.83 -1.3 | 6.59 -0.6 | 7.02 +0.3 | 7.02 +0.3 | 818 (1643) | |
| 10 | 1156 | PARKHOMENKA Aliaksandr | BLR | 21 MAR 1981 | 6.99 0.0 | 5.66 -0.3 | x +0.9 | 6.99 0.0 | 811 (1608) | SB |
| 11 | 1709 | HALVARI Mikko | FIN | 4 MAR 1983 | x +0.5 | 6.88 -0.2 | x +0.6 | 6.88 -0.2 | 785 (1606) | |
| 12 | 1158 | SHUBIANOK Mikalai | BLR | 4 MAY 1985 | 6.86 +0.6 | 6.57 +0.8 | 6.75 +0.7 | 6.86 +0.6 | 781 (1574) | SB |
| 13 | 2037 | SEPEHRZAD Hadi | IRI | 18 JAN 1983 | 6.80 +1.0 | 6.69 -0.8 | 6.63 +0.7 | 6.80 +1.0 | 767 (1645) | |
| 14 | 2797 | SYSOEV Alexey | RUS | 8 MAR 1985 | x -0.6 | 6.77 +0.3 | 6.39 +0.1 | 6.77 +0.3 | 760 (1614) | |
| 15 | 3294 | ANDREEV Pavel | UZB | 24 NOV 1978 | 6.62 -0.3 | 6.47 -0.5 | 6.45 +0.7 | 6.62 -0.3 | 725 (1484) | |
| 16 | 1115 | van ALPHEN Hans | BEL | 12 JAN 1982 | x +1.4 | x -0.3 | 6.55 +0.3 | 6.55 +0.3 | 709 (1508) | |
| 17 | 2425 | COVALENCO Victor | MDA | 26 OCT 1975 | x +0.1 | 6.37 -0.4 | 6.50 +0.7 | 6.50 +0.7 | 697 (1374) | |
| | 3291 | SMIRNOV Vitaliy | UZB | 25 OCT 1978 | x +0.3 | - | - | NM | 0 (740) | |



NATIONAL STADIUM
 国家体育场
 STADE NATIONAL

THU 星期四 JEU
 21 AUG 2008
 11:00

ATHLETICS
 田径 / ATHLÉTISME

MEN'S DECATHLON
 男子十项全能 / DÉCATHLON - HOMMES

LONG JUMP - GROUP A
 跳远-A组 / SAUT EN LONGUEUR - GROUPE A



RESULTS
 比赛成绩 / RÉSULTATS

| Rank | Bib | Name | NOC Code | Date of Birth | 1 | 2 | 3 | Result Wind | Points (Tot. Pts) |
|------|------|------------------|----------|---------------|---|---|---|----------------|----------------------|
| | 2001 | ZSIVOCZKY Attila | HUN | 29 APR 1977 | - | - | - | NM | 0 (679) |
| | 2226 | KARPOV Dmitriy | KAZ | 23 JUL 1981 | | | | DNS | |

Weather conditions

Temperature: 21 °C Humidity: 87 % Conditions: Rain

| | | | | | | | | |
|----------------|---|-------------|-----------------|---------------|-----------|---------|-----------|---------------|
| Legend: | - | Pass | DNS | Did not Start | NM | No Mark | PB | Personal Best |
| SB | | Season Best | Tot. Pts | Total points | x | Failure | | |





RESULTS
比赛成绩 / RÉSULTATS

| | | | | | |
|--------------------------|-------|----------------|-----|-------------------|-------------|
| WORLD DECATHLON RECORD | 9026 | SEBRLE Roman | CZE | Gotzis (AUT) | 27 MAY 2001 |
| OLYMPIC DECATHLON RECORD | 8893 | SEBRLE Roman | CZE | Athens (GRE) | 23 AUG 2004 |
| WORLD DECATHLON BEST | 8.22m | NOOL Erki | EST | Tallinn (EST) | 15 JUN 1996 |
| OLYMPIC DECATHLON BEST | 8.07m | BUSEMANN Frank | GER | Atlanta, GA (USA) | 31 JUL 1996 |

| Rank | Bib | Name | NOC Code | Date of Birth | 1 | 2 | 3 | Result Wind | Points (Tot. Pts) | |
|------|------|---------------------|----------|---------------|--------------|--------------|--------------|----------------|----------------------|----|
| 1 | 3148 | CLAY Bryan | USA | 3 JAN 1980 | 7.64 +0.4 | 7.78 0.0 | 7.61 -0.7 | 7.78 0.0 | 1005 (1994) | SB |
| 2 | 3175 | HARDEE Trey | USA | 7 FEB 1984 | 7.72 -0.2 | 7.43 -0.1 | 7.34 +0.1 | 7.72 -0.2 | 990 (1960) | |
| 3 | 1867 | SCHRADER Michael | GER | 1 JUL 1987 | 7.70 -0.1 | 7.60 +0.6 | - | 7.70 -0.1 | 985 (1891) | |
| 4 | 1531 | SEBRLE Roman | CZE | 26 NOV 1974 | 7.67 -0.6 | x -0.4 | 7.68 +0.8 | 7.68 +0.8 | 980 (1794) | SB |
| 5 | 1152 | KRAUCHANKA Andrei | BLR | 4 JAN 1986 | 7.61 -0.2 | 7.25 -1.0 | x +1.3 | 7.61 -0.2 | 962 (1832) | |
| 6 | 3060 | KASYANOV Oleksiy | UKR | 26 AUG 1985 | x +0.7 | 7.56 +1.2 | x +1.2 | 7.56 +1.2 | 950 (1918) | |
| 7 | 3212 | PAPPAS Tom | USA | 6 SEP 1976 | 7.41 +1.3 | - | - | 7.41 +1.3 | 913 (1747) | |
| 8 | 2796 | POGORELOV Alexander | RUS | 10 JAN 1980 | 7.31 +0.7 | x -0.5 | 7.37 +0.6 | 7.37 +0.6 | 903 (1748) | |
| 9 | 1865 | NIKLAUS Andre | GER | 30 AUG 1981 | 7.29 +1.4 | 7.23 0.0 | x +1.6 | 7.29 +1.4 | 883 (1717) | SB |
| 10 | 1646 | RAJA Andres | EST | 2 JUN 1982 | x 0.0 | 7.29 +0.2 | x +0.5 | 7.29 +0.2 | 883 (1768) | |
| 11 | 2330 | KARLIVANS Janis | LAT | 2 JUN 1982 | x +0.6 | 7.26 +1.3 | x 0.0 | 7.26 +1.3 | 876 (1658) | |
| 12 | 2886 | SITAR Damjan | SLO | 17 AUG 1981 | 7.25 -0.1 | x -0.8 | x +0.8 | 7.25 -0.1 | 874 (1688) | SB |
| 13 | 2495 | MARTINEAU Eugene | NED | 14 MAY 1980 | 7.00 +0.2 | x -0.3 | 7.19 +0.6 | 7.19 +0.6 | 859 (1678) | |
| 14 | 1286 | BERTOCCHI Massimo | CAN | 27 SEP 1985 | 7.03 +1.7 | 7.05 -0.8 | x +0.5 | 7.05 -0.8 | 826 (1687) | |
| 15 | 2144 | SMITH Maurice | JAM | 29 SEP 1980 | 6.95 +1.4 | 7.04 -0.8 | x +0.5 | 7.04 -0.8 | 823 (1717) | |
| 16 | 1644 | PAHAPILL Mikk | EST | 18 JUL 1983 | x -0.9 | 5.51 +0.5 | 7.04 +0.6 | 7.04 +0.6 | 823 (1650) | |
| 17 | 1122 | XHONNEUX Frederic | BEL | 11 MAY 1983 | 6.92 +0.2 | x +0.2 | 6.94 +0.5 | 6.94 +0.5 | 799 (1570) | |
| 18 | 1223 | CHININ Carlos | BRA | 3 MAY 1985 | x -0.1 | 5.50 +0.4 | 6.94 | 6.94 0.0 | 799 (1662) | |



NATIONAL STADIUM
国家体育场
STADE NATIONAL

THU 星期四 JEU
21 AUG 2008
11:00

ATHLETICS
田径 / ATHLÉTISME

MEN'S DECATHLON
男子十项全能 / DÉCATHLON - HOMMES

LONG JUMP - GROUP B
跳远-B组 / SAUT EN LONGUEUR - GROUPE B



RESULTS
比赛成绩 / RÉSULTATS

| Rank | Bib | Name | NOC Code | Date of Birth | 1 | 2 | 3 | Result Wind | Points (Tot. Pts) |
|------|------|--------------|----------|---------------|------|------|------|--------------|-------------------|
| 19 | 1631 | GOMEZ David | ESP | 13 FEB 1981 | 6.79 | 6.82 | 6.85 | 6.85 +0.9 | 778 (1612) |
| | | | | | +0.5 | -0.6 | +0.9 | | |
| 20 | 1917 | ABELE Arthur | GER | 30 JUL 1986 | x | 6.47 | x | 6.47 +0.3 | 691 (1574) |
| | | | | | +0.2 | +0.3 | +1.0 | | |

Weather conditions

Temperature: 21 °C Humidity: 87 % Conditions: Rain

| | | | | | | | | |
|----------------|---|------|----|-------------|----------|--------------|---|---------|
| Legend: | - | Pass | SB | Season Best | Tot. Pts | Total points | x | Failure |
|----------------|---|------|----|-------------|----------|--------------|---|---------|



NATIONAL STADIUM
国家体育场
STADE NATIONAL

THU 星期四 JEU
21 AUG 2008
13:10

ATHLETICS
田径 / ATHLÉTISME

MEN'S DECATHLON
男子十项全能 / DÉCATHLON - HOMMES

SHOT PUT - GROUP A
铅球-A组 / LANCER DE POIDS - GROUPE A



RESULTS

比赛成绩 / RÉSULTATS

| | | | | | |
|--------------------------|--------|--------------|-----|-------------------|-------------|
| WORLD DECATHLON RECORD | 9026 | SEBRLE Roman | CZE | Gotzis (AUT) | 27 MAY 2001 |
| OLYMPIC DECATHLON RECORD | 8893 | SEBRLE Roman | CZE | Athens (GRE) | 23 AUG 2004 |
| WORLD DECATHLON BEST | 19.17m | HUBACHER Edy | SUI | Bern (SUI) | 5 OCT 1969 |
| OLYMPIC DECATHLON BEST | 16.97m | SMITH Mike | CAN | Atlanta, GA (USA) | 31 JUL 1996 |

| Rank | Bib | Name | NOC Code | Date of Birth | 1 | 2 | 3 | Result | Points (Tot. Pts) |
|------|------|------------------------|----------|---------------|-------|-------|-------|--------|-------------------|
| 1 | 2796 | POGORELOV Alexander | RUS | 10 JAN 1980 | 15.68 | 16.25 | 16.53 | 16.53 | 884 (2632) |
| 2 | 3148 | CLAY Bryan | USA | 3 JAN 1980 | 15.27 | 15.53 | 16.27 | 16.27 | 868 (2862) PB |
| 3 | 1488 | GARCIA Yordani | CUB | 21 NOV 1988 | 15.82 | 14.35 | 14.64 | 15.82 | 840 (2612) PB |
| 4 | 1156 | PARKHOMENKA Aliaksandr | BLR | 21 MAR 1981 | 15.49 | 15.45 | 15.47 | 15.49 | 820 (2428) SB |
| 5 | 2797 | SYSOEV Alexey | RUS | 8 MAR 1985 | 15.23 | 15.42 | 15.38 | 15.42 | 816 (2430) |
| 6 | 1722 | BARRAS Romain | FRA | 1 AUG 1980 | 15.42 | x | 15.12 | 15.42 | 816 (2453) PB |
| 7 | 3060 | KASYANOV Oleksiy | UKR | 26 AUG 1985 | 15.15 | 14.60 | 14.76 | 15.15 | 799 (2717) SB |
| 8 | 2144 | SMITH Maurice | JAM | 29 SEP 1980 | 14.06 | x | 15.09 | 15.09 | 795 (2512) |
| 9 | 2349 | ADDY Jangy | LBR | 3 MAY 1985 | 14.91 | 14.54 | x | 14.91 | 784 (2604) NR |
| 10 | 1158 | SHUBIANOK Mikalai | BLR | 4 MAY 1985 | 14.88 | x | x | 14.88 | 782 (2356) |
| 11 | 1115 | van ALPHEN Hans | BEL | 12 JAN 1982 | x | 14.29 | 14.86 | 14.86 | 781 (2289) SB |
| 12 | 2330 | KARLIVANS Janis | LAT | 2 JUN 1982 | 14.72 | 14.85 | x | 14.85 | 780 (2438) |
| 13 | 1646 | RAJA Andres | EST | 2 JUN 1982 | 13.99 | 14.60 | 14.79 | 14.79 | 777 (2545) |
| 14 | 1531 | SEBRLE Roman | CZE | 26 NOV 1974 | 14.70 | 14.62 | 14.78 | 14.78 | 776 (2570) |
| 15 | 1644 | PAHAPILL Mikk | EST | 18 JUL 1983 | 14.17 | x | 14.36 | 14.36 | 750 (2400) |
| 16 | 3294 | ANDREEV Pavel | UZB | 24 NOV 1978 | 14.15 | 14.02 | 13.82 | 14.15 | 738 (2222) |
| 17 | 1286 | BERTOCCHI Massimo | CAN | 27 SEP 1985 | 13.90 | 14.10 | 13.85 | 14.10 | 734 (2421) |
| 18 | 1122 | XHONNEUX Frederic | BEL | 11 MAY 1983 | 13.99 | 13.94 | x | 13.99 | 728 (2298) |



NATIONAL STADIUM
国家体育场
STADE NATIONAL

THU 星期四 JEU
21 AUG 2008
13:10

ATHLETICS
田径 / ATHLÉTISME

MEN'S DECATHLON
男子十项全能 / DÉCATHLON - HOMMES

SHOT PUT - GROUP A
铅球-A组 / LANCER DE POIDS - GROUPE A



RESULTS

比赛成绩 / RÉSULTATS

| Rank | Bib | Name | NOC Code | Date of Birth | 1 | 2 | 3 | Result | Points (Tot. Pts) |
|------|------|----------------|----------|---------------|---|---|---|--------|-------------------|
| | 2226 | KARPOV Dmitriy | KAZ | 23 JUL 1981 | | | | DNS | |
| | 3212 | PAPPAS Tom | USA | 6 SEP 1976 | | | | DNS | |

Weather conditions

Temperature: 21 °C Humidity: 87 % Conditions: Rain

| | | | | | | |
|------------------------------|---------------------------|-------------------------|-----------------------|--|--|--|
| Legend: | | | | | | |
| DNS Did not Start | NR National Record | PB Personal Best | SB Season Best | | | |
| Tot. Pts Total points | x Failure | | | | | |





NATIONAL STADIUM
国家体育场
STADE NATIONAL

THU 星期四 JEU
21 AUG 2008
13:10

ATHLETICS
田径 / ATHLÉTISME

MEN'S DECATHLON
男子十项全能 / DÉCATHLON - HOMMES

SHOT PUT - GROUP B
铅球-B组 / LANCER DE POIDS - GROUPE B



RESULTS
比赛成绩 / RÉSULTATS

| | | | | | |
|--------------------------|--------|--------------|-----|-------------------|-------------|
| WORLD DECATHLON RECORD | 9026 | SEBRLE Roman | CZE | Gotzis (AUT) | 27 MAY 2001 |
| OLYMPIC DECATHLON RECORD | 8893 | SEBRLE Roman | CZE | Athens (GRE) | 23 AUG 2004 |
| WORLD DECATHLON BEST | 19.17m | HUBACHER Edy | SUI | Bern (SUI) | 5 OCT 1969 |
| OLYMPIC DECATHLON BEST | 16.97m | SMITH Mike | CAN | Atlanta, GA (USA) | 31 JUL 1996 |

| Rank | Bib | Name | NOC Code | Date of Birth | 1 | 2 | 3 | Result | Points (Tot. Pts) |
|------|------|--------------------|----------|---------------|-------|-------|-------|--------|-------------------|
| 1 | 2809 | DROZDOV Aleksey | RUS | 3 DEC 1983 | 16.26 | x | 15.63 | 16.26 | 867 (2592) |
| 2 | 2037 | SEPEHRZAD Hadi | IRI | 18 JAN 1983 | 15.82 | 16.02 | x | 16.02 | 852 (2497) |
| 3 | 1491 | SUAREZ Leonel | CUB | 1 SEP 1987 | 14.49 | 13.20 | 13.49 | 14.49 | 758 (2534) PB |
| 4 | 1152 | KRAUCHANKA Andrei | BLR | 4 JAN 1986 | 14.05 | 14.39 | 14.12 | 14.39 | 752 (2584) PB |
| 5 | 2948 | DIZDAREVIC Slaven | SVK | 3 AUG 1981 | 13.01 | 12.99 | 13.97 | 13.97 | 727 (2370) |
| 6 | 2495 | MARTINEAU Eugene | NED | 14 MAY 1980 | 13.78 | 13.64 | 13.17 | 13.78 | 715 (2393) SB |
| 7 | 1709 | HALVARI Mikko | FIN | 4 MAR 1983 | 13.35 | 13.42 | 13.72 | 13.72 | 711 (2317) |
| 8 | 1867 | SCHRADER Michael | GER | 1 JUL 1987 | 12.68 | 13.67 | x | 13.67 | 708 (2599) SB |
| 9 | 1631 | GOMEZ David | ESP | 13 FEB 1981 | 13.28 | x | 13.58 | 13.58 | 703 (2315) |
| 10 | 1917 | ABELE Arthur | GER | 30 JUL 1986 | 12.41 | 13.08 | 13.55 | 13.55 | 701 (2275) SB |
| 11 | 3291 | SMIRNOV Vitaliy | UZB | 25 OCT 1978 | 13.51 | x | x | 13.51 | 698 (1438) |
| 12 | 3175 | HARDEE Trey | USA | 7 FEB 1984 | 13.22 | 13.49 | - | 13.49 | 697 (2657) |
| 13 | 2425 | COVALENCO Victor | MDA | 26 OCT 1975 | 13.05 | 12.63 | 13.44 | 13.44 | 694 (2068) |
| 14 | 1371 | QI Haifeng | CHN | 7 AUG 1981 | 13.16 | 13.40 | x | 13.40 | 692 (2385) SB |
| 15 | 1865 | NIKLAUS Andre | GER | 30 AUG 1981 | 13.11 | x | 13.23 | 13.23 | 681 (2398) |
| 16 | 1326 | BARROILHET Gonzalo | CHI | 19 AUG 1986 | x | 13.23 | x | 13.23 | 681 (2303) |
| 17 | 2886 | SITAR Damjan | SLO | 17 AUG 1981 | 11.42 | 12.41 | x | 12.41 | 631 (2319) |
| 18 | 1850 | AWDE Daniel | GBR | 22 JUN 1988 | 11.58 | 11.77 | 12.03 | 12.03 | 608 (2297) |



NATIONAL STADIUM
 国家体育场
 STADE NATIONAL

THU 星期四 JEU
 21 AUG 2008
 13:10

ATHLETICS
 田径 / ATHLÉTISME

MEN'S DECATHLON
 男子十项全能 / DÉCATHLON - HOMMES

SHOT PUT - GROUP B
 铅球-B组 / LANCER DE POIDS - GROUPE B



RESULTS
 比赛成绩 / RÉSULTATS

| Rank | Bib | Name | NOC Code | Date of Birth | 1 | 2 | 3 | Result | Points (Tot. Pts) |
|------|------|------------------|----------|---------------|---|---|---|--------|-------------------|
| | 1223 | CHININ Carlos | BRA | 3 MAY 1985 | x | x | x | NM | 0 (1662) |
| | 2001 | ZSIVOCZKY Attila | HUN | 29 APR 1977 | | | | DNS | |

Weather conditions

Temperature: 21 °C Humidity: 87 % Conditions: Rain

| | | | |
|-----------------------|------------------------------|-------------------|-------------------------|
| Legend: | DNS Did not Start | NM No Mark | PB Personal Best |
| - Pass | Tot. Pts Total points | x Failure | |
| SB Season Best | | | |





RESULTS
比赛成绩 / RÉSULTATS

| | | | | | |
|---------------------------------|--------------|-------------------------|-----|--------------|-------------|
| WORLD DECATHLON RECORD | 9026 | SEBRLE Roman | CZE | Gotzis (AUT) | 27 MAY 2001 |
| OLYMPIC DECATHLON RECORD | 8893 | SEBRLE Roman | CZE | Athens (GRE) | 23 AUG 2004 |
| WORLD DECATHLON BEST | 2.27m | BEILSCHMIDT Rolf | GDR | Jena (GDR) | 1 OCT 1977 |
| WORLD DECATHLON BEST | 2.27m | SCHENK Christian | GDR | Seoul (KOR) | 28 SEP 1988 |
| OLYMPIC DECATHLON BEST | 2.27m | SCHENK Christian | GDR | Seoul (KOR) | 28 SEP 1988 |

| Rank | Bib | Name | NOC Code | Date of Birth | 1.75 | 1.78 | 1.81 | 1.84 | 1.87 | 1.90 | 1.93 | Result | Points (Tot. Pts) | |
|------|------|------------------------|----------|---------------|------|------|------|------|------|------|------|--------|----------------------|-----|
| | | | | | 1.96 | 1.99 | 2.02 | 2.05 | 2.08 | 2.11 | 2.14 | | | |
| 1 | 1644 | PAHAPILL Mikk | EST | 18 JUL 1983 | - | - | - | - | - | XO | O | 2.11 | 906 (3306) | SB |
| 2 | 2809 | DROZDOV Aleksey | RUS | 3 DEC 1983 | - | - | - | - | - | - | O | 2.02 | 822 (3414) | |
| 3 | 2495 | MARTINEAU Eugene | NED | 14 MAY 1980 | - | - | - | - | O | O | O | 1.99 | 794 (3187) | =SB |
| 3 | 2144 | SMITH Maurice | JAM | 29 SEP 1980 | - | - | - | - | O | O | O | 1.99 | 794 (3306) | SB |
| 5 | 1867 | SCHRADER Michael | GER | 1 JUL 1987 | - | - | - | O | - | O | XXO | 1.99 | 794 (3393) | =PB |
| 6 | 2948 | DIZDAREVIC Slaven | SVK | 3 AUG 1981 | - | - | - | O | O | O | O | 1.96 | 767 (3137) | |
| 7 | 1722 | BARRAS Romain | FRA | 1 AUG 1980 | - | - | - | - | XXO | O | XXO | 1.96 | 767 (3220) | SB |
| 8 | 1709 | HALVARI Mikko | FIN | 4 MAR 1983 | - | O | O | O | O | O | O | 1.93 | 740 (3057) | PB |
| 8 | 1156 | PARKHOMENKA Aliaksandr | BLR | 21 MAR 1981 | - | - | - | O | O | O | O | 1.93 | 740 (3168) | SB |
| 10 | 1371 | QI Haifeng | CHN | 7 AUG 1981 | - | - | O | - | XO | XO | XO | 1.93 | 740 (3125) | |
| 11 | 2349 | ADDY Jangy | LBR | 3 MAY 1985 | - | - | - | O | O | O | XXO | 1.93 | 740 (3344) | |
| 12 | 1122 | XHONNEUX Frederic | BEL | 11 MAY 1983 | - | O | - | O | O | O | X- | 1.90 | 714 (3012) | |
| 13 | 2037 | SEPEHRZAD Hadi | IRI | 18 JAN 1983 | - | O | O | XO | XXO | XXO | XXX | 1.90 | 714 (3211) | |
| 14 | 1115 | van ALPHEN Hans | BEL | 12 JAN 1982 | - | O | - | O | - | X- | - | 1.84 | 661 (2950) | |
| 15 | 2330 | KARLIVANS Janis | LAT | 2 JUN 1982 | - | XO | XO | XXO | XXX | | | 1.84 | 661 (3099) | |
| 16 | 2425 | COVALENCO Victor | MDA | 26 OCT 1975 | O | O | O | XXX | | | | 1.81 | 636 (2704) | |
| 17 | 1631 | GOMEZ David | ESP | 13 FEB 1981 | XO | - | XXO | X- | XX | | | 1.81 | 636 (2951) | |
| | 3212 | PAPPAS Tom | USA | 6 SEP 1976 | | | | | | | | DNS | | |
| | 3291 | SMIRNOV Vitaliy | UZB | 25 OCT 1978 | | | | | | | | DNS | | |
| | 2001 | ZSIVOCZKY Attila | HUN | 29 APR 1977 | | | | | | | | DNS | | |

Weather conditions

Temperature: 21 °C Humidity: 87 % Conditions: Cloudy

| | | | | |
|----------------|-------------|-------------------------|-----------------------|-----------------------|
| Legend: | - Pass | =PB Equal Personal Best | =SB Equal Season Best | DNS Did not Start |
| | o Clearance | PB Personal Best | SB Season Best | Tot. Pts Total points |
| | x Failure | | | |



RESULTS
比赛成绩 / RÉSULTATS

| | | | | | |
|---------------------------------|--------------|-------------------------|-----|--------------|-------------|
| WORLD DECATHLON RECORD | 9026 | SEBRLE Roman | CZE | Gotzis (AUT) | 27 MAY 2001 |
| OLYMPIC DECATHLON RECORD | 8893 | SEBRLE Roman | CZE | Athens (GRE) | 23 AUG 2004 |
| WORLD DECATHLON BEST | 2.27m | BEILSCHMIDT Rolf | GDR | Jena (GDR) | 1 OCT 1977 |
| WORLD DECATHLON BEST | 2.27m | SCHENK Christian | GDR | Seoul (KOR) | 28 SEP 1988 |
| OLYMPIC DECATHLON BEST | 2.27m | SCHENK Christian | GDR | Seoul (KOR) | 28 SEP 1988 |

| Rank | Bib | Name | NOC Code | Date of Birth | 1.75 | 1.78 | 1.81 | 1.84 | 1.87 | 1.90 | 1.93 | Result | Points (Tot. Pts) |
|------|------|---------------------|----------|---------------|------|------|------|------|------|------|------|--------|----------------------|
| | | | | | 1.96 | 1.99 | 2.02 | 2.05 | 2.08 | 2.11 | 2.14 | | |
| 1 | 1531 | SEBRLE Roman | CZE | 26 NOV 1974 | - | - | - | - | - | - | - | 2.11 | 906 (3476) |
| 2 | 1152 | KRAUCHANKA Andrei | BLR | 4 JAN 1986 | - | - | - | - | - | - | - | 2.11 | 906 (3490) |
| 3 | 2797 | SYSOEV Alexey | RUS | 8 MAR 1985 | - | - | - | - | o | - | o | 2.11 | 906 (3336) SB |
| 4 | 2796 | POGORELOV Alexander | RUS | 10 JAN 1980 | - | - | - | - | - | - | - | 2.08 | 878 (3510) |
| 5 | 2886 | SITAR Damjan | SLO | 17 AUG 1981 | - | - | - | - | - | o | - | 2.05 | 850 (3169) SB |
| 5 | 1491 | SUAREZ Leonel | CUB | 1 SEP 1987 | - | - | - | - | - | - | - | 2.05 | 850 (3384) |
| 7 | 3175 | HARDEE Trey | USA | 7 FEB 1984 | - | - | - | - | - | o | - | 2.05 | 850 (3507) PB |
| 8 | 1865 | NIKLAUS Andre | GER | 30 AUG 1981 | - | - | - | - | - | o | - | 2.05 | 850 (3248) |
| 9 | 3148 | CLAY Bryan | USA | 3 JAN 1980 | - | - | - | - | - | o | - | 1.99 | 794 (3656) |
| 10 | 1158 | SHUBIANOK Mikalai | BLR | 4 MAY 1985 | - | - | - | o | - | xo | xxo | 1.99 | 794 (3150) |
| 11 | 3294 | ANDREEV Pavel | UZB | 24 NOV 1978 | - | - | - | - | o | o | o | 1.99 | 794 (3016) |
| 11 | 1223 | CHININ Carlos | BRA | 3 MAY 1985 | - | - | - | o | - | o | o | 1.99 | 794 (2456) |
| 13 | 1488 | GARCIA Yordani | CUB | 21 NOV 1988 | - | - | - | o | - | o | o | 1.96 | 767 (3379) |
| 14 | 1646 | RAJA Andres | EST | 2 JUN 1982 | - | - | - | - | o | o | - | 1.96 | 767 (3312) |
| 15 | 3060 | KASYANOV Oleksiy | UKR | 26 AUG 1985 | - | - | - | o | o | xo | o | 1.96 | 767 (3484) |
| 16 | 1326 | BARROILHET Gonzalo | CHI | 19 AUG 1986 | - | - | o | - | o | xo | xxo | 1.93 | 740 (3043) |
| 17 | 1917 | ABELE Arthur | GER | 30 JUL 1986 | - | - | - | - | - | o | - | 1.90 | 714 (2989) |
| 17 | 1286 | BERTOCCHI Massimo | CAN | 27 SEP 1985 | - | o | o | o | o | o | xxx | 1.90 | 714 (3135) |
| 19 | 1850 | AWDE Daniel | GBR | 22 JUN 1988 | - | xo | xxx | | | | | 1.78 | 610 (2907) |
| | 2226 | KARPOV Dmitriy | KAZ | 23 JUL 1981 | | | | | | | | DNS | |

Weather conditions

Temperature: 21 °C Humidity: 87 % Conditions: Cloudy

| | | | | | | |
|----------------|-------------|-----------------------|---|-----------|----|---------------|
| Legend: | DNS | Did not Start | o | Clearance | PB | Personal Best |
| - | Pass | | x | Failure | | |
| SB | Season Best | Tot. Pts Total points | | | | |



RESULTS
比赛成绩 / RÉSULTATS

| | | | | | |
|---------------------------------|--------------|---------------------|-----|-------------------|-------------|
| WORLD DECATHLON RECORD | 9026 | SEBRLE Roman | CZE | Gotzis (AUT) | 27 MAY 2001 |
| OLYMPIC DECATHLON RECORD | 8893 | SEBRLE Roman | CZE | Athens (GRE) | 23 AUG 2004 |
| WORLD DECATHLON BEST | 45.68 | TOOMEY Bill | USA | Mexico City (MEX) | 18 OCT 1968 |
| OLYMPIC DECATHLON BEST | 45.68 | TOOMEY Bill | USA | Mexico City (MEX) | 18 OCT 1968 |

HEAT 1 Start Time: 22:00

| Rank | Bib | Name | NOC Code | Date of Birth | Lane | Reaction Time | Fn | Result | Points |
|------|------|-------------------|----------|---------------|------|---------------|----|--------|--------|
| 1 | 2144 | SMITH Maurice | JAM | 29 SEP 1980 | 9 | 0.178 | | 47.96 | 911 SB |
| 2 | 2349 | ADDY Jangy | LBR | 3 MAY 1985 | 6 | 0.171 | | 48.51 | 885 SB |
| 3 | 3148 | CLAY Bryan | USA | 3 JAN 1980 | 4 | 0.166 | | 48.92 | 865 |
| 4 | 1223 | CHININ Carlos | BRA | 3 MAY 1985 | 2 | 0.182 | | 49.21 | 851 |
| 5 | 2797 | SYSOEV Alexey | RUS | 8 MAR 1985 | 5 | 0.198 | | 50.71 | 782 |
| 6 | 2330 | KARLIVANS Janis | LAT | 2 JUN 1982 | 3 | 0.178 | | 51.61 | 742 |
| | 1122 | XHONNEUX Frederic | BEL | 11 MAY 1983 | 7 | | | DNF | 0 |
| | 2226 | KARPOV Dmitriy | KAZ | 23 JUL 1981 | 8 | | | DNS | |

HEAT 2 Start Time: 22:07

| Rank | Bib | Name | NOC Code | Date of Birth | Lane | Reaction Time | Fn | Result | Points |
|------|------|--------------------|----------|---------------|------|---------------|----|--------|--------|
| 1 | 1371 | QI Haifeng | CHN | 7 AUG 1981 | 2 | 0.221 | | 49.39 | 843 SB |
| 2 | 1531 | SEBRLE Roman | CZE | 26 NOV 1974 | 5 | 0.179 | | 49.54 | 836 SB |
| 3 | 2886 | SITAR Damjan | SLO | 17 AUG 1981 | 8 | 0.243 | | 50.10 | 810 |
| 4 | 1709 | HALVARI Mikko | FIN | 4 MAR 1983 | 4 | 0.186 | | 50.60 | 787 |
| 5 | 1644 | PAHAPILL Mikko | EST | 18 JUL 1983 | 7 | 0.166 | | 50.90 | 774 |
| 6 | 1326 | BARROILHET Gonzalo | CHI | 19 AUG 1986 | 9 | 0.201 | | 51.91 | 729 |
| | 3294 | ANDREEV Pavel | UZB | 24 NOV 1978 | 6 | 0.257 | | DNF | 0 |
| | 3291 | SMIRNOV Vitaliy | UZB | 25 OCT 1978 | 3 | | | DNS | |

HEAT 3 Start Time: 22:14

| Rank | Bib | Name | NOC Code | Date of Birth | Lane | Reaction Time | Fn | Result | Points |
|------|------|-------------------|----------|---------------|------|---------------|----|--------|--------|
| 1 | 1646 | RAJA Andres | EST | 2 JUN 1982 | 9 | 0.214 | | 48.98 | 862 SB |
| 2 | 1631 | GOMEZ David | ESP | 13 FEB 1981 | 2 | 0.200 | | 49.27 | 849 |
| 3 | 1722 | BARRAS Romain | FRA | 1 AUG 1980 | 7 | 0.194 | | 49.51 | 837 SB |
| 4 | 1865 | NIKLAUS Andre | GER | 30 AUG 1981 | 6 | 0.206 | | 49.65 | 831 |
| 5 | 2495 | MARTINEAU Eugene | NED | 14 MAY 1980 | 4 | 0.152 | | 49.99 | 815 |
| 6 | 1158 | SHUBIANOK Mikalai | BLR | 4 MAY 1985 | 3 | 0.234 | | 50.02 | 814 |
| | 3212 | PAPPAS Tom | USA | 6 SEP 1976 | 5 | | | DNS | |
| | 1115 | van ALPHEN Hans | BEL | 12 JAN 1982 | 8 | | | DNS | |

HEAT 4 Start Time: 22:21

| Rank | Bib | Name | NOC Code | Date of Birth | Lane | Reaction Time | Fn | Result | Points |
|------|------|------------------------|----------|---------------|------|---------------|----|--------|--------|
| 1 | 1488 | GARCIA Yordani | CUB | 21 NOV 1988 | 5 | 0.189 | | 49.66 | 830 SB |
| 2 | 1156 | PARKHOMENKA Aliaksandr | BLR | 21 MAR 1981 | 3 | 0.202 | | 50.71 | 782 SB |
| 3 | 2037 | SEPEHRZAD Hadi | IRI | 18 JAN 1983 | 8 | 0.163 | | 50.75 | 780 |
| 4 | 2796 | POGORELOV Alexander | RUS | 10 JAN 1980 | 2 | 0.186 | | 50.91 | 773 SB |
| 5 | 2809 | DROZDOV Aleksey | RUS | 3 DEC 1983 | 6 | 0.162 | | 51.56 | 744 |
| 6 | 2948 | DIZDAREVIC Slaven | SVK | 3 AUG 1981 | 9 | 0.235 | | 52.02 | 724 |
| | 2425 | COVALENCO Victor | MDA | 26 OCT 1975 | 4 | 0.209 | | DNF | 0 |
| | 2001 | ZSIVOCZKY Attila | HUN | 29 APR 1977 | 7 | | | DNS | |



NATIONAL STADIUM
国家体育场
STADE NATIONAL

THU 星期四 JEU
21 AUG 2008

ATHLETICS
田径 / ATHLÉTISME

MEN'S DECATHLON
男子十项全能 / DÉCATHLON - HOMMES

400m
400米 / 400 m



RESULTS

比赛成绩 / RÉSULTATS

HEAT 5

Start Time: 22:28

| Rank | Bib | Name | NOC Code | Date of Birth | Lane | Reaction Time | Fn | Result | Points |
|------|------|-------------------|----------|---------------|------|---------------|----|--------|--------|
| 1 | 1850 | AWDE Daniel | GBR | 22 JUN 1988 | 8 | 0.201 | F1 | 47.16 | 950 PB |
| 2 | 1152 | KRAUCHANKA Andrei | BLR | 4 JAN 1986 | 6 | 0.187 | | 47.30 | 943 SB |
| 3 | 3060 | KASYANOV Oleksiy | UKR | 26 AUG 1985 | 4 | 0.183 | | 47.70 | 924 |
| 4 | 3175 | HARDEE Trey | USA | 7 FEB 1984 | 9 | 0.229 | | 47.75 | 921 PB |
| 5 | 1491 | SUAREZ Leonel | CUB | 1 SEP 1987 | 2 | 0.150 | | 47.91 | 913 PB |
| 6 | 1867 | SCHRADER Michael | GER | 1 JUL 1987 | 5 | 0.242 | | 48.47 | 886 |
| 7 | 1286 | BERTOCCHI Massimo | CAN | 27 SEP 1985 | 7 | 0.210 | | 48.72 | 875 |
| | 1917 | ABELE Arthur | GER | 30 JUL 1986 | 3 | | | DNS | |

Weather conditions at the beginning of the 1st heat

Temperature: 21 °C Humidity: 88 % Conditions: Cloudy

Legend:

DNF Did not Finish **DNS** Did not Start **Fn** False start **PB** Personal Best
SB Season Best



RESULTS
比赛成绩 / RÉSULTATS

| | | | | | |
|---------------------------------|--------------|-----------------------|-----|-------------------|-------------|
| WORLD DECATHLON RECORD | 9026 | SEBRLE Roman | CZE | Gotzis (AUT) | 27 MAY 2001 |
| OLYMPIC DECATHLON RECORD | 8893 | SEBRLE Roman | CZE | Athens (GRE) | 23 AUG 2004 |
| WORLD DECATHLON BEST | 13.47 | BUSEMANN Frank | GER | Atlanta, GA (USA) | 1 AUG 1996 |
| OLYMPIC DECATHLON BEST | 13.47 | BUSEMANN Frank | GER | Atlanta, GA (USA) | 1 AUG 1996 |

HEAT 1 Start Time: 9:00 Wind: -0.4 m/s

| Rank | Bib | Name | NOC Code | Date of Birth | Lane | Reaction Time | Fn | Result | Points |
|------|------|------------------------|----------|---------------|------|---------------|----------------|--------|--------|
| 1 | 1488 | GARCIA Yordani | CUB | 21 NOV 1988 | 4 | 0.149 | | 13.90 | 987 PB |
| 2 | 2037 | SEPEHRZAD Hadi | IRI | 18 JAN 1983 | 7 | 0.153 | F ¹ | 14.64 | 894 |
| 3 | 1531 | SEBRLE Roman | CZE | 26 NOV 1974 | 2 | 0.164 | | 14.71 | 885 SB |
| 4 | 1156 | PARKHOMENKA Aliaksandr | BLR | 21 MAR 1981 | 3 | 0.175 | | 15.06 | 842 SB |
| 5 | 2809 | DROZDOV Aleksey | RUS | 3 DEC 1983 | 8 | 0.150 | | 15.51 | 789 |
| 6 | 2948 | DIZDAREVIC Slaven | SVK | 3 AUG 1981 | 5 | 0.201 | | 15.61 | 777 |
| | 3294 | ANDREEV Pavel | UZB | 24 NOV 1978 | 9 | | | DNS | |
| | 2425 | COVALENCO Victor | MDA | 26 OCT 1975 | 6 | | | DNS | |

HEAT 2 Start Time: 9:07 Wind: -0.5 m/s

| Rank | Bib | Name | NOC Code | Date of Birth | Lane | Reaction Time | Fn | Result | Points |
|------|------|--------------------|----------|---------------|------|---------------|----|--------|--------|
| 1 | 3148 | CLAY Bryan | USA | 3 JAN 1980 | 3 | 0.157 | | 13.93 | 984 |
| 2 | 1646 | RAJA Andres | EST | 2 JUN 1982 | 6 | 0.161 | | 14.06 | 967 |
| 3 | 2144 | SMITH Maurice | JAM | 29 SEP 1980 | 8 | 0.165 | | 14.08 | 964 |
| 4 | 1491 | SUAREZ Leonel | CUB | 1 SEP 1987 | 5 | 0.146 | | 14.15 | 955 SB |
| 5 | 3175 | HARDEE Trey | USA | 7 FEB 1984 | 7 | 0.167 | | 14.20 | 949 |
| 6 | 1152 | KRAUCHANKA Andrei | BLR | 4 JAN 1986 | 2 | 0.182 | | 14.21 | 948 |
| 7 | 1326 | BARROILHET Gonzalo | CHI | 19 AUG 1986 | 1 | 0.172 | | 14.26 | 941 |
| 8 | 2349 | ADDY Jangy | LBR | 3 MAY 1985 | 4 | 0.167 | | 14.31 | 935 |
| 9 | 1286 | BERTOCCHI Massimo | CAN | 27 SEP 1985 | 9 | 0.195 | | 14.32 | 934 |

HEAT 3 Start Time: 9:14 Wind: -0.2 m/s

| Rank | Bib | Name | NOC Code | Date of Birth | Lane | Reaction Time | Fn | Result | Points |
|------|------|---------------------|----------|---------------|------|---------------|----|--------|--------|
| 1 | 1722 | BARRAS Romain | FRA | 1 AUG 1980 | 9 | 0.172 | | 14.21 | 948 PB |
| 2 | 3060 | KASYANOV Oleksiy | UKR | 26 AUG 1985 | 6 | 0.167 | | 14.37 | 927 PB |
| 3 | 1865 | NIKLAUS Andre | GER | 30 AUG 1981 | 1 | 0.164 | | 14.37 | 927 SB |
| 4 | 2796 | POGORELOV Alexander | RUS | 10 JAN 1980 | 5 | 0.178 | | 14.47 | 915 |
| 5 | 1644 | PAHAPILL Mikk | EST | 18 JUL 1983 | 7 | 0.148 | | 14.51 | 910 |
| 6 | 1158 | SHUBIANOK Mikalai | BLR | 4 MAY 1985 | 2 | 0.189 | | 14.52 | 908 SB |
| 7 | 1631 | GOMEZ David | ESP | 13 FEB 1981 | 4 | 0.190 | | 14.61 | 897 |
| 8 | 2495 | MARTINEAU Eugene | NED | 14 MAY 1980 | 8 | 0.129 | | 14.73 | 882 |
| | 1223 | CHININ Carlos | BRA | 3 MAY 1985 | 3 | | | DNS | |

HEAT 4 Start Time: 9:21 Wind: -0.4 m/s

| Rank | Bib | Name | NOC Code | Date of Birth | Lane | Reaction Time | Fn | Result | Points |
|------|------|-------------------|----------|---------------|------|---------------|----|--------|--------|
| 1 | 1371 | QI Haifeng | CHN | 7 AUG 1981 | 2 | 0.194 | | 14.60 | 899 SB |
| 2 | 1850 | AWDE Daniel | GBR | 22 JUN 1988 | 4 | 0.144 | | 14.69 | 887 |
| 3 | 1867 | SCHRADER Michael | GER | 1 JUL 1987 | 5 | 0.197 | | 14.71 | 885 |
| 4 | 2886 | SITAR Damjan | SLO | 17 AUG 1981 | 3 | 0.163 | | 15.03 | 846 |
| 5 | 2330 | KARLIVANS Janis | LAT | 2 JUN 1982 | 8 | 0.164 | | 15.28 | 816 |
| 6 | 1709 | HALVARI Mikko | FIN | 4 MAR 1983 | 7 | 0.178 | | 16.25 | 705 |
| | 2797 | SYSOEV Alexey | RUS | 8 MAR 1985 | 6 | 0.317 | | DNF | 0 |
| | 1122 | XHONNEUX Frederic | BEL | 11 MAY 1983 | 9 | | | DNS | |



NATIONAL STADIUM
国家体育场
STADE NATIONAL

FRI 星期五 VEN
22 AUG 2008

ATHLETICS
田径 / ATHLÉTISME

MEN'S DECATHLON
男子十项全能 / DÉCATHLON - HOMMES

110m HURDLES
110米栏 / 110 m HAIES



RESULTS
比赛成绩 / RÉSULTATS

Weather conditions at the beginning of the 1st heat

Temperature: 21 °C Humidity: 85 % Conditions: Sunny

| | | | | | | | |
|---------------------------|--------------------------|-----------------------|-------------------------|--|--|--|--|
| Legend: | | | | | | | |
| DNF Did not Finish | DNS Did not Start | Fn False start | PB Personal Best | | | | |
| SB Season Best | | | | | | | |



NATIONAL STADIUM
国家体育场
STADE NATIONAL

FRI 星期五 VEN
22 AUG 2008
10:05

ATHLETICS
田径 / ATHLÉTISME

MEN'S DECATHLON
男子十项全能 / DÉCATHLON - HOMMES

DISCUS THROW - GROUP A
铁饼-A组 / LANCER DE DISQUE - GROUPE A



RESULTS
比赛成绩 / RÉSULTATS

| | | | | | |
|---------------------------------|---------------|-----------------------|-----|------------------|-------------|
| WORLD DECATHLON RECORD | 9026 | SEBRLE Roman | CZE | Gotzis (AUT) | 27 MAY 2001 |
| OLYMPIC DECATHLON RECORD | 8893 | SEBRLE Roman | CZE | Athens (GRE) | 23 AUG 2004 |
| WORLD DECATHLON BEST | 55.87m | CLAY Bryan | USA | Carson, CA (USA) | 24 JUN 2005 |
| OLYMPIC DECATHLON BEST | 51.65m | KARPOV Dmitriy | KAZ | Athens (GRE) | 24 AUG 2004 |

| Rank | Bib | Name | NOC Code | Date of Birth | 1 | 2 | 3 | Result | Points (Tot. Pts) | |
|------|------|------------------------|----------|---------------|-------|-------|-------|--------------|----------------------|----|
| 1 | 3148 | CLAY Bryan | USA | 3 JAN 1980 | 53.79 | x | 51.86 | 53.79 | 950 (6455) | SB |
| 2 | 2144 | SMITH Maurice | JAM | 29 SEP 1980 | x | 48.42 | 50.91 | 50.91 | 889 (6070) | |
| 3 | 2796 | POGORELOV Alexander | RUS | 10 JAN 1980 | 41.71 | 47.90 | 50.04 | 50.04 | 871 (6069) | |
| 4 | 1644 | PAHAPILL Mikk | EST | 18 JUL 1983 | 48.09 | 46.82 | 49.35 | 49.35 | 857 (5847) | PB |
| 5 | 1709 | HALVARI Mikko | FIN | 4 MAR 1983 | x | 47.71 | x | 47.71 | 823 (5372) | |
| 6 | 1371 | QI Haifeng | CHN | 7 AUG 1981 | 45.04 | 46.46 | 45.23 | 46.46 | 797 (5664) | SB |
| 7 | 1158 | SHUBIANOK Mikalai | BLR | 4 MAY 1985 | 45.36 | 45.80 | x | 45.80 | 783 (5655) | PB |
| 8 | 1531 | SEBRLE Roman | CZE | 26 NOV 1974 | 45.50 | 45.25 | x | 45.50 | 777 (5974) | |
| 9 | 1865 | NIKLAUS Andre | GER | 30 AUG 1981 | x | 40.80 | 45.39 | 45.39 | 775 (5781) | |
| 10 | 1156 | PARKHOMENKA Aliaksandr | BLR | 21 MAR 1981 | 45.27 | 43.25 | x | 45.27 | 772 (5564) | |
| 11 | 2330 | KARLIVANS Janis | LAT | 2 JUN 1982 | 43.21 | 44.54 | x | 44.54 | 757 (5414) | |
| 12 | 1491 | SUAREZ Leonel | CUB | 1 SEP 1987 | 41.84 | x | 44.45 | 44.45 | 756 (6008) | |
| 13 | 2495 | MARTINEAU Eugene | NED | 14 MAY 1980 | x | 44.09 | 42.45 | 44.09 | 748 (5632) | |
| 14 | 2349 | ADDY Jangy | LBR | 3 MAY 1985 | 40.04 | x | 42.30 | 42.30 | 711 (5875) | NR |
| | 3294 | ANDREEV Pavel | UZB | 24 NOV 1978 | | | | DNS | | |
| | 2797 | SYSOEV Alexey | RUS | 8 MAR 1985 | | | | DNS | | |
| | 1122 | XHONNEUX Frederic | BEL | 11 MAY 1983 | | | | DNS | | |



NATIONAL STADIUM
国家体育场
STADE NATIONAL

FRI 星期五 VEN
22 AUG 2008
10:05

ATHLETICS
田径 / ATHLÉTISME

MEN'S DECATHLON
男子十项全能 / DÉCATHLON - HOMMES

DISCUS THROW - GROUP A
铁饼-A组 / LANCER DE DISQUE - GROUPE A



RESULTS
比赛成绩 / RÉSULTATS

Weather conditions

Temperature: 26 °C Humidity: 66 % Conditions: Sunny

| | | | | | | |
|------------------------------|---------------------------|-------------------------|-----------------------|--|--|--|
| Legend: | | | | | | |
| DNS Did not Start | NR National Record | PB Personal Best | SB Season Best | | | |
| Tot. Pts Total points | x Failure | | | | | |





NATIONAL STADIUM
国家体育场
STADE NATIONAL

FRI 星期五 VEN
22 AUG 2008
11:25

ATHLETICS
田径 / ATHLÉTISME

MEN'S DECATHLON
男子十项全能 / DÉCATHLON - HOMMES

DISCUS THROW - GROUP B
铁饼-B组 / LANCER DE DISQUE - GROUPE B



RESULTS
比赛成绩 / RÉSULTATS

| | | | | | |
|--------------------------|--------|----------------|-----|------------------|-------------|
| WORLD DECATHLON RECORD | 9026 | SEBRLE Roman | CZE | Gotzis (AUT) | 27 MAY 2001 |
| OLYMPIC DECATHLON RECORD | 8893 | SEBRLE Roman | CZE | Athens (GRE) | 23 AUG 2004 |
| WORLD DECATHLON BEST | 55.87m | CLAY Bryan | USA | Carson, CA (USA) | 24 JUN 2005 |
| OLYMPIC DECATHLON BEST | 51.65m | KARPOV Dmitriy | KAZ | Athens (GRE) | 24 AUG 2004 |

| Rank | Bib | Name | NOC Code | Date of Birth | 1 | 2 | 3 | Result | Points (Tot. Pts) |
|------|------|--------------------|----------|---------------|-------|-------|-------|--------|-------------------|
| 1 | 2037 | SEPEHRZAD Hadi | IRI | 18 JAN 1983 | 50.32 | x | x | 50.32 | 877 (5762) |
| 2 | 3060 | KASYANOV Oleksiy | UKR | 26 AUG 1985 | 43.31 | 46.31 | 48.39 | 48.39 | 837 (6172) PB |
| 3 | 2809 | DROZDOV Aleksey | RUS | 3 DEC 1983 | 47.43 | x | 47.30 | 47.43 | 817 (5764) |
| 4 | 1326 | BARROILHET Gonzalo | CHI | 19 AUG 1986 | 41.03 | 46.07 | x | 46.07 | 789 (5502) PB |
| 5 | 1722 | BARRAS Romain | FRA | 1 AUG 1980 | 44.02 | 45.17 | x | 45.17 | 770 (5775) SB |
| 6 | 1286 | BERTOCCHI Massimo | CAN | 27 SEP 1985 | 44.22 | x | 44.91 | 44.91 | 765 (5709) PB |
| 7 | 1152 | KRAUCHANKA Andrei | BLR | 4 JAN 1986 | 44.58 | x | x | 44.58 | 758 (6139) SB |
| 8 | 3175 | HARDEE Trey | USA | 7 FEB 1984 | 42.62 | 43.55 | x | 43.55 | 737 (6114) SB |
| 9 | 1867 | SCHRADER Michael | GER | 1 JUL 1987 | 37.70 | 38.51 | 40.41 | 40.41 | 673 (5837) |
| 10 | 1631 | GOMEZ David | ESP | 13 FEB 1981 | 38.81 | 40.17 | x | 40.17 | 668 (5365) SB |
| 11 | 2948 | DIZDAREVIC Slaven | SVK | 3 AUG 1981 | 39.86 | 38.65 | x | 39.86 | 662 (5300) |
| 12 | 1646 | RAJA Andres | EST | 2 JUN 1982 | 38.20 | 39.83 | 39.37 | 39.83 | 661 (5802) |
| 13 | 2886 | SITAR Damjan | SLO | 17 AUG 1981 | x | 37.45 | 39.25 | 39.25 | 649 (5474) |
| 14 | 1850 | AWDE Daniel | GBR | 22 JUN 1988 | x | 34.51 | 37.12 | 37.12 | 606 (5350) |
| 15 | 1488 | GARCIA Yordani | CUB | 21 NOV 1988 | x | x | 36.73 | 36.73 | 598 (5794) |
| | 1223 | CHININ Carlos | BRA | 3 MAY 1985 | | | | DNS | |
| | 2425 | COVALENCO Victor | MDA | 26 OCT 1975 | | | | DNS | |



NATIONAL STADIUM
国家体育场
STADE NATIONAL

FRI 星期五 VEN
22 AUG 2008
11:25

ATHLETICS
田径 / ATHLÉTISME

MEN'S DECATHLON
男子十项全能 / DÉCATHLON - HOMMES

DISCUS THROW - GROUP B
铁饼-B组 / LANCER DE DISQUE - GROUPE B



RESULTS
比赛成绩 / RÉSULTATS

Weather conditions

Temperature: 29 °C Humidity: 51 % Conditions: Sunny

Legend:

| | | | | | | | |
|------------|---------------|-----------|---------------|-----------|-------------|-----------------|--------------|
| DNS | Did not Start | PB | Personal Best | SB | Season Best | Tot. Pts | Total points |
| x | Failure | | | | | | |





NATIONAL STADIUM
国家体育场
STADE NATIONAL

FRI 星期五 VEN
22 AUG 2008
12:55

ATHLETICS
田径 / ATHLÉTISME

MEN'S DECATHLON
男子十项全能 / DÉCATHLON - HOMMES

POLE VAULT - GROUP A
撑杆跳高-A组 / SAUT À LA PERCHE - GROUPE A



RESULTS
比赛成绩 / RÉSULTATS

| | | | | | |
|---------------------------------|--------------|---------------------|-----|------------------|-------------|
| WORLD DECATHLON RECORD | 9026 | SEBRLE Roman | CZE | Gotzis (AUT) | 27 MAY 2001 |
| OLYMPIC DECATHLON RECORD | 8893 | SEBRLE Roman | CZE | Athens (GRE) | 23 AUG 2004 |
| WORLD DECATHLON BEST | 5.76m | LOBINGER Tim | GER | Leverkusen (GER) | 16 SEP 1999 |
| OLYMPIC DECATHLON BEST | 5.76m | BRIGHT Tim | USA | Seoul (KOR) | 29 SEP 1988 |

| Rank | Bib | Name | NOC Code | Date of Birth | 3.80 | 3.90 | 4.00 | 4.10 | 4.20 | 4.30 | 4.40 | Result | Points (Tot. Pts) |
|------|------|-------------------|----------|---------------|------|------|------|------|------|------|------|-------------|-------------------------|
| | | | | | 4.50 | 4.60 | 4.70 | 4.80 | 4.90 | 5.00 | 5.10 | | |
| 1 | 2809 | DROZDOV Aleksey | RUS | 3 DEC 1983 | - | - | - | - | - | - | - | 5.10 | 941 (6705) |
| 2 | 1850 | AWDE Daniel | GBR | 22 JUN 1988 | - | - | xxo | o | o | o | o | 4.90 | 880 (6230) PB |
| 3 | 1488 | GARCIA Yordani | CUB | 21 NOV 1988 | - | - | - | - | - | - | o | 4.70 | 819 (6613) |
| 4 | 1158 | SHUBIANOK Mikalai | BLR | 4 MAY 1985 | - | - | - | o | - | o | o | 4.60 | 790 (6445) SB |
| 5 | 2144 | SMITH Maurice | JAM | 29 SEP 1980 | o | o | xxx | - | - | - | xo | 4.60 | 790 (6860) |
| 6 | 3060 | KASYANOV Oleksiy | UKR | 26 AUG 1985 | - | - | - | xo | - | o | xxx | 4.30 | 702 (6874) |
| 6 | 1371 | QI Haifeng | CHN | 7 AUG 1981 | - | - | xo | - | - | o | - | 4.30 | 702 (6366) |
| 8 | 2349 | ADDY Jangy | LBR | 3 MAY 1985 | - | xo | xo | o | o | xxx | - | 4.20 | 673 (6548) NR |
| 9 | 2886 | SITAR Damjan | SLO | 17 AUG 1981 | - | - | o | - | xxx | - | - | 4.00 | 617 (6091) |
| 10 | 2948 | DIZDAREVIC Slaven | SVK | 3 AUG 1981 | xo | xxo | o | xxx | - | - | - | 4.00 | 617 (5917) |
| 11 | 2037 | SEPEHRZAD Hadi | IRI | 18 JAN 1983 | xo | - | xo | - | xxx | - | - | 4.00 | 617 (6379) |
| | 1631 | GOMEZ David | ESP | 13 FEB 1981 | - | - | xxx | - | - | - | - | NM | 0 (5365) |
| | 1709 | HALVARI Mikko | FIN | 4 MAR 1983 | - | - | - | - | - | - | - | NM | 0 (5372) |
| | 3294 | ANDREEV Pavel | UZB | 24 NOV 1978 | | | | | | | | DNS | |
| | 1223 | CHININ Carlos | BRA | 3 MAY 1985 | | | | | | | | DNS | |
| | 2425 | COVALENCO Victor | MDA | 26 OCT 1975 | | | | | | | | DNS | |
| | 2330 | KARLIVANS Janis | LAT | 2 JUN 1982 | | | | | | | | DNS | |



NATIONAL STADIUM
 国家体育场
 STADE NATIONAL

FRI 星期五 VEN
 22 AUG 2008
 12:55

ATHLETICS
 田径 / ATHLÉTISME

MEN'S DECATHLON
 男子十项全能 / DÉCATHLON - HOMMES

POLE VAULT - GROUP A
 撑杆跳高-A组 / SAUT À LA PERCHE - GROUPE A



RESULTS
 比赛成绩 / RÉSULTATS

Weather conditions

Temperature: 32 °C Humidity: 42 % Conditions: Sunny

| | | | | | | | |
|----------------|-----------|------------|---------------|-----------|-------------|-----------------|-----------------|
| Legend: | | | | | | | |
| - | Pass | DNS | Did not Start | NM | No Mark | NR | National Record |
| o | Clearance | PB | Personal Best | SB | Season Best | Tot. Pts | Total points |
| x | Failure | | | | | | |



RESULTS
比赛成绩 / RÉSULTATS

| | | | | | |
|--------------------------|-------|--------------|-----|------------------|-------------|
| WORLD DECATHLON RECORD | 9026 | SEBRLE Roman | CZE | Gotzis (AUT) | 27 MAY 2001 |
| OLYMPIC DECATHLON RECORD | 8893 | SEBRLE Roman | CZE | Athens (GRE) | 23 AUG 2004 |
| WORLD DECATHLON BEST | 5.76m | LOBINGER Tim | GER | Leverkusen (GER) | 16 SEP 1999 |
| OLYMPIC DECATHLON BEST | 5.76m | BRIGHT Tim | USA | Seoul (KOR) | 29 SEP 1988 |

| Rank | Bib | Name | NOC Code | Date of Birth | 3.80 | 3.90 | 4.00 | 4.10 | 4.20 | 4.30 | 4.40 | Result | Points (Tot. Pts) |
|------|------|------------------------|----------|---------------|------|------|------|------|------|------|------|--------|----------------------|
| | | | | | 4.50 | 4.60 | 4.70 | 4.80 | 4.90 | 5.00 | 5.10 | | |
| | | | | | 5.20 | 5.30 | | | | | | | |
| 1 | 1865 | NIKLAUS Andre | GER | 30 AUG 1981 | - | - | - | - | - | - | - | 5.20 | 972 (6753) =SB |
| 2 | 3148 | CLAY Bryan | USA | 3 JAN 1980 | - | - | o | o | o | o | xxx | 5.00 | 910 (7365) =SB |
| 2 | 1152 | KRAUCHANKA Andrei | BLR | 4 JAN 1986 | - | o | - | o | o | o | xxx | 5.00 | 910 (7049) |
| 2 | 2796 | POGORELOV Alexander | RUS | 10 JAN 1980 | - | - | - | o | - | o | xxx | 5.00 | 910 (6979) SB |
| 5 | 1722 | BARRAS Romain | FRA | 1 AUG 1980 | - | o | - | xo | o | xxo | xxx | 5.00 | 910 (6685) =PB |
| 6 | 1646 | RAJA Andres | EST | 2 JUN 1982 | - | o | o | o | xxx | - | o | 4.80 | 849 (6651) =PB |
| 7 | 1644 | PAHAPILL Mikk | EST | 18 JUL 1983 | - | - | o | xo | xxx | - | - | 4.80 | 849 (6696) |
| 7 | 1531 | SEBRLE Roman | CZE | 26 NOV 1974 | - | o | - | xo | - | xxx | o | 4.80 | 849 (6823) SB |
| 9 | 1867 | SCHRADER Michael | GER | 1 JUL 1987 | - | xo | - | xo | xxx | - | - | 4.80 | 849 (6686) |
| 10 | 1286 | BERTOCCHI Massimo | CAN | 27 SEP 1985 | - | - | o | xxx | - | - | - | 4.70 | 819 (6528) |
| 10 | 2495 | MARTINEAU Eugene | NED | 14 MAY 1980 | - | o | o | xxx | - | - | - | 4.70 | 819 (6451) |
| 10 | 1156 | PARKHOMENKA Aliaksandr | BLR | 21 MAR 1981 | - | o | o | xxx | - | - | - | 4.70 | 819 (6383) |
| 13 | 1491 | SUAREZ Leonel | CUB | 1 SEP 1987 | - | o | o | xxx | - | xxo | - | 4.70 | 819 (6827) |
| | 1326 | BARROILHET Gonzalo | CHI | 19 AUG 1986 | - | - | - | - | - | xxx | - | NM | 0 (5502) |
| | 3175 | HARDEE Trey | USA | 7 FEB 1984 | - | - | xxx | - | - | - | - | NM | 0 (6114) |
| | 2797 | SYSOEV Alexey | RUS | 8 MAR 1985 | | | | | | | | DNS | |
| | 1122 | XHONNEUX Frederic | BEL | 11 MAY 1983 | | | | | | | | DNS | |



NATIONAL STADIUM
国家体育场
STADE NATIONAL

FRI 星期五 VEN
22 AUG 2008
12:55

ATHLETICS
田径 / ATHLÉTISME

MEN'S DECATHLON
男子十项全能 / DÉCATHLON - HOMMES

POLE VAULT - GROUP B
撑杆跳高-B组 / SAUT À LA PERCHE - GROUPE B



RESULTS

比赛成绩 / RÉSULTATS

Weather conditions

Temperature: 32 °C Humidity: 42 % Conditions: Sunny

Legend:

| | | | | | | | |
|----|---------|-----|---------------------|-----|-------------------|----------|---------------|
| - | Pass | =PB | Equal Personal Best | =SB | Equal Season Best | DNS | Did not Start |
| NM | No Mark | o | Clearance | SB | Season Best | Tot. Pts | Total points |
| x | Failure | | | | | | |



NATIONAL STADIUM
国家体育场
STADE NATIONAL

FRI 星期五 VEN
22 AUG 2008
19:00

ATHLETICS
田径 / ATHLÉTISME

MEN'S DECATHLON
男子十项全能 / DÉCATHLON - HOMMES

JAVELIN THROW - GROUP A
标枪-A组 / LANCER DE JAVÉLOT - GROUPE A



RESULTS
比赛成绩 / RÉSULTATS

| | | | | | |
|---------------------------------|---------------|---------------------|-----|--------------------|-------------|
| WORLD DECATHLON RECORD | 9026 | SEBRLE Roman | CZE | Gotzis (AUT) | 27 MAY 2001 |
| OLYMPIC DECATHLON RECORD | 8893 | SEBRLE Roman | CZE | Athens (GRE) | 23 AUG 2004 |
| WORLD DECATHLON BEST | 79.80m | BLANK Peter | GER | Emmelshausen (GER) | 19 JUL 1992 |
| OLYMPIC DECATHLON BEST | 70.52m | SEBRLE Roman | CZE | Athens (GRE) | 24 AUG 2004 |

| Rank | Bib | Name | NOC Code | Date of Birth | 1 | 2 | 3 | Result | Points (Tot. Pts) |
|------|------|--------------------|----------|---------------|-------|-------|-------|--------------|-------------------------|
| 1 | 1488 | GARCIA Yordani | CUB | 21 NOV 1988 | 65.60 | x | x | 65.60 | 822 (7435) |
| 2 | 1722 | BARRAS Romain | FRA | 1 AUG 1980 | 61.44 | 65.40 | x | 65.40 | 819 (7504) PB |
| 3 | 2809 | DROZDOV Aleksey | RUS | 3 DEC 1983 | 62.10 | 62.57 | 61.50 | 62.57 | 777 (7482) |
| 4 | 1631 | GOMEZ David | ESP | 13 FEB 1981 | 62.22 | 61.77 | 61.56 | 62.22 | 771 (6136) SB |
| 5 | 1867 | SCHRADER Michael | GER | 1 JUL 1987 | 58.65 | 60.27 | x | 60.27 | 742 (7428) PB |
| 6 | 1850 | AWDE Daniel | GBR | 22 JUN 1988 | 48.76 | 49.95 | 53.18 | 53.18 | 636 (6866) |
| 7 | 2349 | ADDY Jangy | LBR | 3 MAY 1985 | x | 48.31 | 52.50 | 52.50 | 626 (7174) NR |
| 8 | 3060 | KASYANOV Oleksiy | UKR | 26 AUG 1985 | 44.10 | 51.59 | 50.97 | 51.59 | 612 (7486) SB |
| 9 | 2144 | SMITH Maurice | JAM | 29 SEP 1980 | 49.97 | 51.52 | x | 51.52 | 611 (7471) |
| 10 | 2037 | SEPEHRZAD Hadi | IRI | 18 JAN 1983 | 49.56 | 48.57 | 48.58 | 49.56 | 582 (6961) |
| 11 | 2886 | SITAR Damjan | SLO | 17 AUG 1981 | 44.89 | 47.23 | 44.36 | 47.23 | 548 (6639) PB |
| 12 | 1286 | BERTOCCHI Massimo | CAN | 27 SEP 1985 | x | 45.33 | x | 45.33 | 520 (7048) |
| 13 | 2948 | DIZDAREVIC Slaven | SVK | 3 AUG 1981 | 43.58 | 43.44 | x | 43.58 | 494 (6411) |
| | 1326 | BARROILHET Gonzalo | CHI | 19 AUG 1986 | | | | DNS | |

Weather conditions

Temperature: 30 °C Humidity: 51 % Conditions: Sunny

| | | | | | |
|------------------------------|---------------------------|-------------------------|-----------------------|--|--|
| Legend: | | | | | |
| DNS Did not Start | NR National Record | PB Personal Best | SB Season Best | | |
| Tot. Pts Total points | x Failure | | | | |



NATIONAL STADIUM
国家体育场
STADE NATIONAL

FRI 星期五 VEN
22 AUG 2008
20:15

ATHLETICS
田径 / ATHLÉTISME

MEN'S DECATHLON
男子十项全能 / DÉCATHLON - HOMMES

JAVELIN THROW - GROUP B
标枪-B组 / LANCER DE JAVÉLOT - GROUPE B



RESULTS
比赛成绩 / RÉSULTATS

| | | | | | |
|---------------------------------|---------------|---------------------|-----|--------------------|-------------|
| WORLD DECATHLON RECORD | 9026 | SEBRLE Roman | CZE | Gotzis (AUT) | 27 MAY 2001 |
| OLYMPIC DECATHLON RECORD | 8893 | SEBRLE Roman | CZE | Athens (GRE) | 23 AUG 2004 |
| WORLD DECATHLON BEST | 79.80m | BLANK Peter | GER | Emmelshausen (GER) | 19 JUL 1992 |
| OLYMPIC DECATHLON BEST | 70.52m | SEBRLE Roman | CZE | Athens (GRE) | 24 AUG 2004 |

| Rank | Bib | Name | NOC Code | Date of Birth | 1 | 2 | 3 | Result | Points (Tot. Pts) | |
|------|------|------------------------|----------|---------------|-------|-------|-------|--------------|----------------------|----|
| 1 | 1491 | SUAREZ Leonel | CUB | 1 SEP 1987 | 73.98 | 71.35 | 69.58 | 73.98 | 950 (7777) | PB |
| 2 | 2495 | MARTINEAU Eugene | NED | 14 MAY 1980 | 71.44 | 64.92 | x | 71.44 | 911 (7362) | PB |
| 3 | 3148 | CLAY Bryan | USA | 3 JAN 1980 | 68.71 | 70.97 | - | 70.97 | 904 (8269) | SB |
| 4 | 1646 | RAJA Andres | EST | 2 JUN 1982 | 67.16 | 58.15 | - | 67.16 | 846 (7497) | PB |
| 5 | 1644 | PAHAPILL Mikk | EST | 18 JUL 1983 | 64.59 | 66.02 | 67.07 | 67.07 | 845 (7541) | PB |
| 6 | 1156 | PARKHOMENKA Aliaksandr | BLR | 21 MAR 1981 | x | 62.29 | 64.60 | 64.60 | 807 (7190) | |
| 7 | 2796 | POGORELOV Alexander | RUS | 10 JAN 1980 | 64.01 | 61.74 | x | 64.01 | 798 (7777) | |
| 8 | 1531 | SEBRLE Roman | CZE | 26 NOV 1974 | 58.61 | 63.93 | x | 63.93 | 797 (7620) | |
| 9 | 1371 | QI Haifeng | CHN | 7 AUG 1981 | 63.09 | x | - | 63.09 | 784 (7150) | SB |
| 10 | 1158 | SHUBIANOK Mikalai | BLR | 4 MAY 1985 | 62.10 | 59.15 | 57.86 | 62.10 | 769 (7214) | |
| 11 | 1152 | KRAUCHANKA Andrei | BLR | 4 JAN 1986 | 59.19 | 59.71 | 60.23 | 60.23 | 741 (7790) | |
| 12 | 1865 | NIKLAUS Andre | GER | 30 AUG 1981 | 55.88 | 60.21 | 58.41 | 60.21 | 741 (7494) | |
| 13 | 1709 | HALVARI Mikko | FIN | 4 MAR 1983 | x | 51.77 | 55.11 | 55.11 | 665 (6037) | |
| | 3175 | HARDEE Trey | USA | 7 FEB 1984 | | | | DNS | | |

Weather conditions

Temperature: 29 °C Humidity: 60 % Conditions: Partly cloudy

| | | | | | | | |
|----------------|------|-----|---------------|----|---------------|----|-------------|
| Legend: | - | DNS | Did not Start | PB | Personal Best | SB | Season Best |
| Tot. Pts | Pass | x | Failure | | | | |
| Total points | | | | | | | |



NATIONAL STADIUM
国家体育场
STADE NATIONAL

FRI 星期五 VEN
22 AUG 2008
21:40

ATHLETICS
田径 / ATHLÉTISME

MEN'S DECATHLON
男子十项全能 / DÉCATHLON - HOMMES

1500m - HEAT 1/2
1500米-第1组/2 / 1500 m - 1E SÉRIE/2



RESULTS
比赛成绩 / RÉSULTATS

| | | | | | |
|---------------------------------|----------------|--------------------------|-----|------------------|-------------|
| WORLD DECATHLON RECORD | 9026 | SEBRLE Roman | CZE | Gotzis (AUT) | 27 MAY 2001 |
| OLYMPIC DECATHLON RECORD | 8893 | SEBRLE Roman | CZE | Athens (GRE) | 23 AUG 2004 |
| WORLD DECATHLON BEST | 3:58.70 | BAKER Robert | USA | Austin, TX (USA) | 3 APR 1980 |
| OLYMPIC DECATHLON BEST | 4:05.91 | LITVINENKO Leonid | URS | Munich (FRG) | 8 SEP 1972 |

| Rank | Bib | Name | NOC Code | Date of Birth | Order | Result | Points (Tot. Pts) |
|------|------|------------------------|----------|---------------|-------|----------------|-------------------------|
| 1 | 1867 | SCHRADER Michael | GER | 1 JUL 1987 | 7 | 4:26.77 | 766 (8194) |
| 2 | 1631 | GOMEZ David | ESP | 13 FEB 1981 | 13 | 4:30.74 | 740 (6876) PB |
| 3 | 2886 | SITAR Damjan | SLO | 17 AUG 1981 | 10 | 4:37.37 | 697 (7336) |
| 4 | 2495 | MARTINEAU Eugene | NED | 14 MAY 1980 | 1 | 4:37.96 | 693 (8055) |
| 5 | 1158 | SHUBIANOK Mikalai | BLR | 4 MAY 1985 | 3 | 4:38.14 | 692 (7906) |
| 6 | 1371 | QI Haifeng | CHN | 7 AUG 1981 | 8 | 4:39.32 | 685 (7835) |
| 7 | 1286 | BERTOCCHI Massimo | CAN | 27 SEP 1985 | 2 | 4:42.26 | 666 (7714) PB |
| 8 | 1850 | AWDE Daniel | GBR | 22 JUN 1988 | 4 | 4:44.80 | 650 (7516) |
| 9 | 1156 | PARKHOMENKA Aliaksandr | BLR | 21 MAR 1981 | 5 | 4:45.17 | 648 (7838) |
| 10 | 2948 | DIZDAREVIC Slaven | SVK | 3 AUG 1981 | 12 | 4:51.42 | 610 (7021) |
| 11 | 2037 | SEPEHRZAD Hadi | IRI | 18 JAN 1983 | 9 | 5:06.67 | 522 (7483) |
| 12 | 2349 | ADDY Jangy | LBR | 3 MAY 1985 | 6 | 5:12.22 | 491 (7665) |
| 13 | 1709 | HALVARI Mikko | FIN | 4 MAR 1983 | 11 | 5:20.26 | 449 (6486) |

| | | | | |
|---------------------------|--------------|---------|------|------------------------|
| Intermediate Times | 400m | 1:04.80 | 1867 | SCHRADER Michael (GER) |
| | 800m | 2:19.78 | 1867 | SCHRADER Michael (GER) |
| | 1200m | 3:35.17 | 1867 | SCHRADER Michael (GER) |

Weather conditions

Temperature: 28 °C Humidity: 60 % Conditions: Partly cloudy

| |
|--|
| Legend: |
| PB Personal Best Tot. Pts Total Points |



NATIONAL STADIUM
国家体育场
STADE NATIONAL

FRI 星期五 VEN
22 AUG 2008
21:49

ATHLETICS
田径 / ATHLÉTISME

MEN'S DECATHLON
男子十项全能 / DÉCATHLON - HOMMES

1500m - HEAT 2/2
1500米-第2组/2 / 1500 m - 2E SÉRIE/2



RESULTS

比赛成绩 / RÉSULTATS

| | | | | | |
|---------------------------------|----------------|--------------------------|-----|------------------|-------------|
| WORLD DECATHLON RECORD | 9026 | SEBRLE Roman | CZE | Gotzis (AUT) | 27 MAY 2001 |
| OLYMPIC DECATHLON RECORD | 8893 | SEBRLE Roman | CZE | Athens (GRE) | 23 AUG 2004 |
| WORLD DECATHLON BEST | 3:58.70 | BAKER Robert | USA | Austin, TX (USA) | 3 APR 1980 |
| OLYMPIC DECATHLON BEST | 4:05.91 | LITVINENKO Leonid | URS | Munich (FRG) | 8 SEP 1972 |

| Rank | Bib | Name | NOC Code | Date of Birth | Order | Result | Points (Tot. Pts) | |
|------|------|---------------------|----------|---------------|-------|----------------|----------------------|----|
| 1 | 1152 | KRAUCHANKA Andrei | BLR | 4 JAN 1986 | 3 | 4:27.47 | 761 (8551) | SB |
| 2 | 3060 | KASYANOV Oleksiy | UKR | 26 AUG 1985 | 11 | 4:28.94 | 752 (8238) | |
| 3 | 1491 | SUAREZ Leonel | CUB | 1 SEP 1987 | 2 | 4:29.17 | 750 (8527) | |
| 4 | 1722 | BARRAS Romain | FRA | 1 AUG 1980 | 9 | 4:29.29 | 749 (8253) | |
| 5 | 2144 | SMITH Maurice | JAM | 29 SEP 1980 | 13 | 4:31.62 | 734 (8205) | SB |
| 6 | 1865 | NIKLAUS Andre | GER | 30 AUG 1981 | 10 | 4:32.90 | 726 (8220) | |
| 7 | 2809 | DROZDOV Aleksey | RUS | 3 DEC 1983 | 12 | 4:41.34 | 672 (8154) | |
| 8 | 1644 | PAHAPILL Mikk | EST | 18 JUL 1983 | 5 | 4:47.03 | 637 (8178) | |
| 9 | 1646 | RAJA Andres | EST | 2 JUN 1982 | 7 | 4:49.60 | 621 (8118) | |
| 10 | 1531 | SEBRLE Roman | CZE | 26 NOV 1974 | 4 | 4:49.63 | 621 (8241) | |
| 11 | 1488 | GARCIA Yordani | CUB | 21 NOV 1988 | 1 | 5:00.49 | 557 (7992) | |
| 12 | 2796 | POGORELOV Alexander | RUS | 10 JAN 1980 | 6 | 5:01.56 | 551 (8328) | |
| 13 | 3148 | CLAY Bryan | USA | 3 JAN 1980 | 8 | 5:06.59 | 522 (8791) | |

| | | | | |
|---------------------------|--------------|---------|------|---------------------|
| Intermediate Times | 400m | 1:11.80 | 1491 | SUAREZ Leonel (CUB) |
| | 800m | 2:30.98 | 1491 | SUAREZ Leonel (CUB) |
| | 1200m | 3:43.47 | 1722 | BARRAS Romain (FRA) |

Weather conditions

Temperature: 28 °C Humidity: 60 % Conditions: Partly cloudy

| |
|--------------------------------------|
| Legend: |
| SB Season Best Tot. Pts Total Points |



FINAL RESULTS

总成绩 / RÉSULTATS FINAUX

| | | | | | |
|---------------------------------|-------------|---------------------|-----|--------------|-------------|
| WORLD DECATHLON RECORD | 9026 | SEBRLE Roman | CZE | Gotzis (AUT) | 27 MAY 2001 |
| OLYMPIC DECATHLON RECORD | 8893 | SEBRLE Roman | CZE | Athens (GRE) | 23 AUG 2004 |

| Rank | Bib | Name | NOC Code | 100m | LJ | SP | HJ | 400m | 110H | DT | PV | JT | 1500m | Prog. Points | Behind Leader (Pts) |
|------|------|---------------------|----------|---------------------------------------|--------------------------------------|--------------------------------|-------------------------------|--------------------------------|---------------------------------------|--------------------------------|-------------------------------|--------------------------------|---------------------|--------------|---------------------|
| 1 | 3148 | CLAY Bryan | USA | 10.44 (+0.3) 989 (1) 1994 (1) | 7.78 (0.0) 1005 (1) 2862 (1) | 16.27 868 (2) 3656 (1) | 1.99 794 (11) 3656 (1) | 48.92 865 (10) 4521 (1) | 13.93 (-0.5) 984 (2) 5505 (1) | 53.79 950 (1) 6455 (1) | 5.00 910 (3) 7365 (1) | 70.97 904 (3) 8269 (1) | 5:06.59 522 (23) | 8791 | |
| 2 | 1152 | KRAUCHANKA Andrei | BLR | 10.96 (-0.2) 870 (12) 1832 (5) | 7.61 (-0.2) 962 (5) 2584 (9) | 14.39 752 (18) 2584 (9) | 2.11 906 (1) 3490 (4) | 47.30 943 (2) 4433 (2) | 14.21 (-0.5) 948 (7) 5381 (2) | 44.58 758 (17) 6139 (3) | 5.00 910 (3) 7049 (2) | 60.23 741 (16) 7790 (2) | 4:27.47 761 (2) | 8551 | 240 |
| 3 | 1491 | SUAREZ Leonel | CUB | 10.90 (-0.6) 883 (9) 1776 (8) | 7.33 (+0.8) 893 (10) 2534 (12) | 14.49 758 (17) 2534 (12) | 2.05 850 (6) 3384 (9) | 47.91 913 (5) 4297 (6) | 14.15 (-0.5) 955 (5) 5252 (5) | 44.45 756 (19) 6008 (7) | 4.70 819 (12) 6827 (6) | 73.98 950 (1) 7777 (4) | 4:29.17 750 (4) | 8527 | 264 NR |
| 4 | 2796 | POGORELOV Alexander | RUS | 11.07 (-0.6) 845 (18) 1748 (11) | 7.37 (+0.6) 903 (9) 2632 (4) | 16.53 884 (1) 2632 (4) | 2.08 878 (5) 3510 (2) | 50.91 773 (27) 4283 (7) | 14.47 (-0.2) 915 (14) 5198 (6) | 50.04 871 (4) 6069 (6) | 5.00 910 (3) 6979 (3) | 64.01 798 (9) 7777 (3) | 5:01.56 551 (22) | 8328 | 463 |
| 5 | 1722 | BARRAS Romain | FRA | 11.26 (-0.1) 804 (29) 1637 (26) | 7.08 (+1.0) 833 (19) 2453 (15) | 15.42 816 (7) 2453 (15) | 1.96 767 (18) 3220 (17) | 49.51 837 (15) 4057 (17) | 14.21 (-0.2) 948 (7) 5005 (14) | 45.17 770 (15) 5775 (15) | 5.00 910 (3) 6685 (12) | 65.40 819 (7) 7504 (7) | 4:29.29 749 (5) | 8253 | 538 SB |
| 6 | 1531 | SEBRLE Roman | CZE | 11.21 (-0.6) 814 (27) 1794 (7) | 7.68 (+0.8) 980 (4) 2570 (10) | 14.78 776 (16) 2570 (10) | 2.11 906 (1) 3476 (6) | 49.54 836 (16) 4312 (5) | 14.71 (-0.4) 885 (21) 5197 (7) | 45.50 777 (12) 5974 (8) | 4.80 849 (8) 6823 (7) | 63.93 797 (10) 7620 (5) | 4:49.63 621 (19) | 8241 | 550 SB |
| 7 | 3060 | KASYANOV Olexsiy | UKR | 10.53 (+0.3) 968 (3) 1918 (3) | 7.56 (+1.2) 950 (6) 2717 (2) | 15.15 799 (9) 2717 (2) | 1.96 767 (18) 3484 (5) | 47.70 924 (3) 4408 (4) | 14.37 (-0.2) 927 (12) 5335 (4) | 48.39 837 (6) 6172 (2) | 4.30 702 (19) 6874 (4) | 51.59 612 (21) 7486 (10) | 4:28.94 752 (3) | 8238 | 553 PB |
| 8 | 1865 | NIKLAUS Andre | GER | 11.12 (-0.6) 834 (19) 1717 (15) | 7.29 (+1.4) 883 (11) 2398 (21) | 13.23 681 (33) 2398 (21) | 2.05 850 (6) 3248 (16) | 49.65 831 (17) 4079 (16) | 14.37 (-0.2) 927 (12) 5006 (13) | 45.39 775 (13) 5781 (14) | 5.20 972 (1) 6753 (8) | 60.21 741 (17) 7494 (9) | 4:32.90 726 (8) | 8220 | 571 |
| 9 | 2144 | SMITH Maurice | JAM | 10.85 (-0.2) 894 (7) 1717 (14) | 7.04 (-0.8) 823 (23) 2512 (13) | 15.09 795 (10) 2512 (13) | 1.99 794 (11) 3306 (14) | 47.96 911 (6) 4217 (10) | 14.08 (-0.5) 964 (4) 5181 (9) | 50.91 889 (2) 6070 (5) | 4.60 790 (17) 6860 (5) | 51.52 611 (22) 7471 (12) | 4:31.62 734 (7) | 8205 | 586 |
| 10 | 1867 | SCHRADER Michael | GER | 10.80 (+0.3) 906 (6) 1891 (4) | 7.70 (-0.1) 985 (3) 2599 (7) | 13.67 708 (26) 2599 (7) | 1.99 794 (11) 3393 (8) | 48.47 886 (7) 4279 (8) | 14.71 (-0.4) 885 (21) 5164 (10) | 40.41 673 (23) 5837 (11) | 4.80 849 (8) 6686 (11) | 60.27 742 (15) 7428 (14) | 4:26.77 766 (1) | 8194 | 597 |
| 11 | 1644 | PAHAPILL Mikk | EST | 11.15 (-0.6) 827 (22) 1650 (23) | 7.04 (+0.6) 823 (23) 2400 (20) | 14.36 750 (19) 2400 (20) | 2.11 906 (1) 3306 (15) | 50.90 774 (26) 4080 (15) | 14.51 (-0.2) 910 (15) 4990 (15) | 49.35 857 (5) 5847 (10) | 4.80 849 (8) 6696 (10) | 67.07 845 (5) 7541 (6) | 4:47.03 637 (17) | 8178 | 613 PB |
| 12 | 2809 | DROZDOV Aleksey | RUS | 11.02 (-0.1) 856 (15) 1725 (13) | 7.23 (-0.1) 869 (15) 2592 (8) | 16.26 867 (3) 2592 (8) | 2.02 822 (10) 3414 (7) | 51.56 744 (28) 4158 (13) | 15.51 (-0.4) 789 (27) 4947 (16) | 47.43 817 (8) 5764 (16) | 5.10 941 (2) 6705 (9) | 62.57 777 (12) 7482 (11) | 4:41.34 672 (13) | 8154 | 637 |
| 13 | 1646 | RAJA Andres | EST | 10.89 (-0.2) 885 (8) 1768 (10) | 7.29 (+0.2) 883 (11) 2545 (11) | 14.79 777 (15) 2545 (11) | 1.96 767 (18) 3312 (13) | 48.98 862 (11) 4174 (12) | 14.06 (-0.5) 967 (3) 5141 (12) | 39.83 661 (26) 5802 (12) | 4.80 849 (8) 6651 (13) | 67.16 846 (4) 7497 (8) | 4:49.60 621 (18) | 8118 | 673 PB |
| 14 | 2495 | MARTINEAU Eugene | NED | 11.19 (-0.4) 819 (26) 1678 (20) | 7.19 (+0.6) 859 (17) 2393 (22) | 13.78 715 (24) 2393 (22) | 1.99 794 (11) 3187 (19) | 49.99 815 (19) 4002 (19) | 14.73 (-0.2) 882 (23) 4884 (19) | 44.09 748 (20) 5632 (21) | 4.70 819 (12) 6451 (17) | 71.44 911 (2) 7362 (15) | 4:37.96 693 (10) | 8055 | 736 |
| 15 | 1488 | GARCIA Yordani | CUB | 10.64 (-0.2) 942 (4) 1772 (9) | 7.07 (+0.3) 830 (21) 2612 (5) | 15.82 840 (5) 2612 (5) | 1.96 767 (18) 3379 (10) | 49.66 830 (18) 4209 (11) | 13.90 (-0.4) 987 (1) 5196 (8) | 36.73 598 (29) 5794 (13) | 4.70 819 (12) 6613 (14) | 65.60 822 (6) 7435 (13) | 5:00.49 557 (21) | 7992 | 799 |



FINAL RESULTS

总成绩 / RÉSULTATS FINAUX

| Rank | Bib | Name | NOC Code | 100m | LJ | SP | HJ | 400m | 110H | DT | PV | JT | 1500m | Prog. Points | Behind Leader (Pts) |
|------|------|-------------------------------|----------|---------------------------------------|--------------------------------------|--------------------------------|-------------------------------|--------------------------------|---------------------------------------|--------------------------------|-------------------------------|--------------------------------|---------------------|--------------|---------------------|
| 16 | 1158 | SHUBIANOK Mikalai | BLR | 11.31 (-0.1) 793 (32) 1574 (33) | 6.86 (+0.6) 781 (30) 2356 (25) | 14.88 782 (12) 3150 (22) | 1.99 794 (11) 3150 (22) | 50.02 814 (20) 3964 (23) | 14.52 (-0.2) 908 (16) 4872 (20) | 45.80 783 (11) 5655 (20) | 4.60 790 (17) 6445 (18) | 62.10 769 (14) 7214 (16) | 4:38.14 692 (11) | 7906 | 885 SB |
| 17 | 1156 | PARKHOMENKA Aliaksandr | BLR | 11.29 (-0.4) 797 (31) 1608 (30) | 6.99 (0.0) 811 (26) 2428 (18) | 15.49 820 (6) 3168 (21) | 1.93 740 (23) 3168 (21) | 50.71 782 (23) 3950 (24) | 15.06 (-0.4) 842 (25) 4792 (23) | 45.27 772 (14) 5564 (22) | 4.70 819 (12) 6383 (19) | 64.60 807 (8) 7190 (17) | 4:45.17 648 (16) | 7838 | 953 |
| 18 | 1371 | QI Haifeng | CHN | 11.15 (-0.4) 827 (22) 1693 (16) | 7.22 (+1.6) 866 (16) 2385 (23) | 13.40 692 (32) 3125 (25) | 1.93 740 (23) 3125 (25) | 49.39 843 (14) 3968 (22) | 14.60 (-0.4) 899 (17) 4867 (21) | 46.46 797 (9) 5664 (19) | 4.30 702 (19) 6366 (21) | 63.09 784 (11) 7150 (19) | 4:39.32 685 (12) | 7835 | 956 SB |
| 19 | 1286 | BERTOCCHI Massimo | CAN | 11.00 (+0.3) 861 (14) 1687 (19) | 7.05 (-0.8) 826 (22) 2421 (19) | 14.10 734 (21) 3135 (24) | 1.90 714 (28) 3135 (24) | 48.72 875 (9) 4010 (18) | 14.32 (-0.5) 934 (11) 4944 (17) | 44.91 765 (16) 5709 (18) | 4.70 819 (12) 6528 (16) | 45.33 520 (25) 7048 (20) | 4:42.26 666 (14) | 7714 | 1077 |
| 20 | 2349 | ADDY Jangy | LBR | 10.76 (+0.3) 915 (5) 1820 (6) | 7.38 (+0.9) 905 (8) 2604 (6) | 14.91 784 (11) 3344 (11) | 1.93 740 (23) 3344 (11) | 48.51 885 (8) 4229 (9) | 14.31 (-0.5) 935 (10) 5164 (11) | 42.30 711 (22) 5875 (9) | 4.20 673 (21) 6548 (15) | 52.50 626 (20) 7174 (18) | 5:12.22 491 (25) | 7665 | 1126 NR |
| 21 | 1850 | AWDE Daniel | GBR | 11.06 (-0.2) 847 (17) 1689 (17) | 7.12 (+0.3) 842 (18) 2297 (31) | 12.03 608 (36) 2907 (34) | 1.78 610 (36) 2907 (34) | 47.16 950 (1) 3857 (26) | 14.69 (-0.4) 887 (20) 4744 (24) | 37.12 606 (28) 5350 (28) | 4.90 880 (7) 6230 (22) | 53.18 636 (19) 6866 (22) | 4:44.80 650 (15) | 7516 | 1275 |
| 22 | 2037 | SEPEHRZAD Hadi | IRI | 10.92 (-0.1) 878 (11) 1645 (24) | 6.80 (+1.0) 767 (32) 2497 (14) | 16.02 852 (4) 3211 (18) | 1.90 714 (28) 3211 (18) | 50.75 780 (25) 3991 (20) | 14.64 (-0.4) 894 (19) 4885 (18) | 50.32 877 (3) 5762 (17) | 4.00 617 (22) 6379 (20) | 49.56 582 (23) 6961 (21) | 5:06.67 522 (24) | 7483 | 1308 |
| 23 | 2886 | SITAR Damjan | SLO | 11.21 (-0.6) 814 (27) 1688 (18) | 7.25 (-0.1) 874 (14) 2319 (26) | 12.41 631 (35) 3169 (20) | 2.05 850 (6) 3169 (20) | 50.10 810 (21) 3979 (21) | 15.03 (-0.4) 846 (24) 4825 (22) | 39.25 649 (27) 5474 (24) | 4.00 617 (22) 6091 (24) | 47.23 548 (24) 6639 (23) | 4:37.37 697 (9) | 7336 | 1455 |
| 24 | 2948 | DIZDAREVIC Slaven | SVK | 11.16 (-0.1) 825 (24) 1643 (25) | 7.02 (+0.3) 818 (25) 2370 (24) | 13.97 727 (23) 3137 (23) | 1.96 767 (18) 3137 (23) | 52.02 724 (31) 3861 (25) | 15.61 (-0.4) 777 (28) 4638 (28) | 39.86 662 (25) 5300 (29) | 4.00 617 (22) 5917 (25) | 43.58 494 (26) 6411 (24) | 4:51.42 610 (20) | 7021 | 1770 |
| 25 | 1631 | GOMEZ David | ESP | 11.12 (-0.4) 834 (19) 1612 (29) | 6.85 (+0.9) 778 (31) 2315 (28) | 13.58 703 (27) 2951 (32) | 1.81 636 (34) 2951 (32) | 49.27 849 (13) 3800 (29) | 14.61 (-0.2) 897 (18) 4697 (26) | 40.17 668 (24) 5365 (27) | NM 0 5365 (28) | 62.22 771 (13) 6136 (25) | 4:30.74 740 (6) | 6876 | 1915 |
| 26 | 1709 | HALVARI Mikko | FIN | 11.18 (-0.6) 821 (25) 1606 (31) | 6.88 (-0.2) 785 (29) 2317 (27) | 13.72 711 (25) 3057 (27) | 1.93 740 (23) 3057 (27) | 50.60 787 (22) 3844 (27) | 16.25 (-0.4) 705 (29) 4549 (29) | 47.71 823 (7) 5372 (26) | NM 0 5372 (26) | 55.11 665 (18) 6037 (26) | 5:20.26 449 (26) | 6486 | 2305 |
| | 1326 | BARROILHET Gonzalo | CHI | 11.33 (-0.4) 789 (33) 1622 (27) | 7.08 (+1.9) 833 (19) 2303 (29) | 13.23 681 (33) 3043 (28) | 1.93 740 (23) 3043 (28) | 51.91 729 (30) 3772 (30) | 14.26 (-0.5) 941 (9) 4713 (25) | 46.07 789 (10) 5502 (23) | NM 0 5502 (23) | DNS 0 5502 (26) | DNS | DNF | |
| | 3175 | HARDEE Trey | USA | 10.52 (+0.3) 970 (2) 1960 (2) | 7.72 (-0.2) 990 (2) 2657 (3) | 13.49 697 (30) 2657 (3) | 2.05 850 (6) 3507 (3) | 47.75 921 (4) 4428 (3) | 14.20 (-0.5) 949 (6) 5377 (3) | 43.55 737 (21) 6114 (4) | NM 0 6114 (4) | DNS 0 6114 (23) | DNS | DNF | |
| | 2330 | KARLIVANS Janis | LAT | 11.36 (-0.6) 782 (34) 1658 (22) | 7.26 (+1.3) 876 (13) 2438 (16) | 14.85 780 (14) 3099 (26) | 1.84 661 (32) 3099 (26) | 51.61 742 (29) 3841 (28) | 15.28 (-0.4) 816 (26) 4657 (27) | 44.54 757 (18) 5414 (25) | DNS 0 5414 (25) | DNS | DNS | DNF | |
| | 2797 | SYSOEV Alexey | RUS | 11.03 (-0.2) 854 (16) 1614 (28) | 6.77 (+0.3) 760 (33) 2430 (17) | 15.42 816 (7) 3336 (12) | 2.11 906 (1) 3336 (12) | 50.71 782 (23) 4118 (14) | DNF 0 4118 (30) | DNF 0 4118 (30) | DNF 0 4118 (30) | DNF | DNS | DNF | |



FINAL RESULTS
总成绩 / RÉSULTATS FINAUX

| Rank | Bib | Name | NOC Code | 100m | LJ | SP | HJ | 400m | 110H | DT | PV | JT | 1500m | Prog. Points | Behind Leader (Pts) |
|------|------------|----------|----------|-----------------------------|----------------------------|-------------------|------------------|-------------------|-------------------------------|----|----|----|-------|--------------|---------------------|
| 3294 | ANDREEV | Pavel | UZB | 11.47 (-0.4) 759 (36) | 6.62 (-0.3) 725 (34) | 14.15 738 (20) | 1.99 794 (11) | DNF 0 | DNS 3016 (32) | | | | | DNF | |
| 1223 | CHININ | Carlos | BRA | 10.99 (-0.2) 863 (13) | 6.94 (0.0) 799 (27) | NM 0 | 1.99 794 (11) | 49.21 851 (12) | DNS 3307 (31) | | | | | DNF | |
| 2425 | COVALENCO | Victor | MDA | 11.87 (-0.1) 677 (40) | 6.50 (+0.7) 697 (36) | 13.44 694 (31) | 1.81 636 (34) | DNF 0 | DNS 2704 (34) | | | | | DNF | |
| 1122 | XHONNEUX | Frederic | BEL | 11.41 (-0.1) 771 (35) | 6.94 (+0.5) 799 (27) | 13.99 728 (22) | 1.90 714 (28) | DNF 0 | DNS 3012 (30) 3012 (33) | | | | | DNF | |
| 1917 | ABELE | Arthur | GER | 10.90 (+0.3) 883 (9) | 6.47 (+0.3) 691 (37) | 13.55 701 (28) | 1.90 714 (28) | DNS 2989 (31) | | | | | | DNF | |
| 1115 | van ALPHEN | Hans | BEL | 11.28 (-0.4) 799 (30) | 6.55 (+0.3) 709 (35) | 14.86 781 (13) | 1.84 661 (32) | DNS 2950 (33) | | | | | | DNF | |
| 3291 | SMIRNOV | Vitaliy | UZB | 11.56 (-0.4) 740 (37) | NM 0 | 13.51 698 (29) | DNS 1438 (37) | | | | | | | DNF | |
| 3212 | PAPPAS | Tom | USA | 11.12 (-0.2) 834 (19) | 7.41 (+1.3) 913 (7) | DNS 1747 (12) | | | | | | | | DNF | |
| 2001 | ZSIVOCZKY | Attila | HUN | 11.86 (-0.1) 679 (39) | NM 0 | DNS 679 (39) | | | | | | | | DNF | |
| 2226 | KARPOV | Dmitriy | KAZ | 11.83 (+0.3) 685 (38) | DNS | | | | | | | | | DNF | |

Legend:

DNF Did not Finish
HJ High Jump
NR National Record
SP Shot Put

DNS Did not Start
JT Javelin Throw
Prog. Progressive

DT Discus Throw
LJ Long Jump
Pts Points

H Hurdles
NM No Mark
PV Pole Vault



DETAILED RESULTS
详细比赛成绩 / RÉSULTATS DÉTAILLÉS

| | | | | | |
|-----------------------|----------------|----------------------------|-----|---------------|-------------|
| WORLD RECORD | 1:16:43 | MOROZOV Sergey | RUS | Saransk (RUS) | 8 JUN 2008 |
| OLYMPIC RECORD | 1:18:59 | KORZENIOWSKI Robert | POL | Sydney (AUS) | 22 SEP 2000 |

| Rank | Bib | Name | NOC Code | Date of Birth | Result | Time Behind | | | | | | | | | | | | | | | |
|------|------|-----------------------------------|----------|---------------|----------------|-------------|-----------|------------|------------|------------|------------|------------|------------|--------------|--------------|--|--|--|--|------|------|
| | | | | | | | 2km | 4km | 6km | 8km | 10km | 12km | 14km | 16km | 18km | | | | | | |
| 1 | 2765 | BORCHIN Valeriy | RUS | 11 SEP 1986 | 1:19:01 | ~ | | | | | | | | | | | | | | | |
| | | | | | | | 8:15 (21) | 16:24 (19) | 24:30 (15) | 32:39 (12) | 40:43 (11) | 48:37 (8) | 56:29 (6) | 1:04:05 (1) | 1:11:32 (1) | | | | | 7:29 | |
| | | | | | | | 8:09 | 8:06 | 8:09 | 8:04 | 7:54 | 7:52 | 7:36 | 7:27 | | | | | | | |
| 2 | 1555 | PEREZ Jefferson | ECU | 1 JUL 1974 | 1:19:15 | 0:14 ~ | | | | | | | | | | | | | | SB | |
| | | | | | | | 8:14 (6) | 16:23 (6) | 24:29 (3) | 32:39 (11) | 40:42 (6) | 48:37 (5) | 56:29 (3) | 1:04:05 (2) | 1:11:35 (2) | | | | | | 7:40 |
| | | | | | | | 8:09 | 8:06 | 8:10 | 8:03 | 7:55 | 7:52 | 7:36 | 7:30 | | | | | | | |
| 3 | 1055 | TALLENT Jared | AUS | 17 OCT 1984 | 1:19:42 | 0:41 | | | | | | | | | | | | | | | |
| | | | | | | | 8:15 (18) | 16:24 (12) | 24:30 (17) | 32:40 (16) | 40:43 (12) | 48:38 (12) | 56:29 (5) | 1:04:07 (3) | 1:11:48 (3) | | | | | | 7:54 |
| | | | | | | | 8:09 | 8:06 | 8:10 | 8:03 | 7:55 | 7:51 | 7:38 | 7:41 | | | | | | | |
| 4 | 1377 | WANG Hao | CHN | 16 AUG 1989 | 1:19:47 | 0:46 ~ | | | | | | | | | | | | | | | PB |
| | | | | | | | 8:15 (12) | 16:24 (8) | 24:30 (20) | 32:39 (6) | 40:43 (9) | 48:38 (10) | 56:29 (9) | 1:04:13 (6) | 1:11:59 (5) | | | | | | 7:48 |
| | | | | | | | 8:09 | 8:06 | 8:09 | 8:04 | 7:55 | 7:51 | 7:44 | 7:46 | | | | | | | |
| 5 | 2087 | BRUGNETTI Ivano | ITA | 1 SEP 1976 | 1:19:51 | 0:50 >> | | | | | | | | | | | | | | | SB |
| | | | | | | | 8:14 (4) | 16:23 (3) | 24:29 (2) | 32:38 (1) | 40:42 (1) | 48:36 (1) | 56:28 (1) | 1:04:08 (4) | 1:11:57 (4) | | | | | | 7:54 |
| | | | | | | | 8:09 | 8:06 | 8:09 | 8:04 | 7:54 | 7:52 | 7:40 | 7:49 | | | | | | | |
| 6 | 1064 | ADAMS Luke | AUS | 22 OCT 1976 | 1:19:57 | 0:56 | | | | | | | | | | | | | | | |
| | | | | | | | 8:14 (3) | 16:23 (4) | 24:29 (11) | 32:39 (3) | 40:42 (5) | 48:37 (9) | 56:29 (8) | 1:04:18 (8) | 1:12:09 (6) | | | | | | 7:48 |
| | | | | | | | 8:09 | 8:06 | 8:10 | 8:03 | 7:55 | 7:52 | 7:49 | 7:51 | | | | | | | |
| 7 | 1610 | FERNANDEZ Francisco Javier | ESP | 6 MAR 1977 | 1:20:32 | 1:31 | | | | | | | | | | | | | | | |
| | | | | | | | 8:14 (2) | 16:23 (2) | 24:29 (1) | 32:39 (2) | 40:42 (2) | 48:36 (2) | 56:28 (2) | 1:04:12 (5) | 1:12:15 (7) | | | | | | 8:17 |
| | | | | | | | 8:09 | 8:06 | 8:10 | 8:03 | 7:54 | 7:52 | 7:44 | 8:03 | | | | | | | |
| 8 | 2050 | HEFFERNAN Rob | IRL | 28 FEB 1978 | 1:20:36 | 1:35 ~ | | | | | | | | | | | | | | | |
| | | | | | | | 8:15 (9) | 16:24 (11) | 24:29 (9) | 32:39 (8) | 40:42 (3) | 48:37 (4) | 56:29 (7) | 1:04:21 (9) | 1:12:25 (9) | | | | | | 8:11 |
| | | | | | | | 8:09 | 8:05 | 8:10 | 8:03 | 7:55 | 7:52 | 7:52 | 8:04 | | | | | | | |
| 9 | 1421 | LOPEZ Luis Fernando | COL | 3 JUN 1979 | 1:20:59 | 1:58 ~ | | | | | | | | | | | | | | | SB |
| | | | | | | | 8:15 (14) | 16:23 (5) | 24:29 (6) | 32:39 (7) | 40:43 (7) | 48:37 (3) | 56:29 (4) | 1:04:13 (7) | 1:12:21 (8) | | | | | | 8:38 |
| | | | | | | | 8:08 | 8:06 | 8:10 | 8:04 | 7:54 | 7:52 | 7:44 | 8:08 | | | | | | | |
| 10 | 1378 | CHU Yafei | CHN | 5 SEP 1988 | 1:21:17 | 2:16 ~ | | | | | | | | | | | | | | | |
| | | | | | | | 8:14 (5) | 16:24 (14) | 24:29 (10) | 32:39 (4) | 40:43 (10) | 48:37 (6) | 56:33 (12) | 1:04:39 (10) | 1:13:00 (10) | | | | | | 8:17 |
| | | | | | | | 8:10 | 8:05 | 8:10 | 8:04 | 7:54 | 7:56 | 8:06 | 8:21 | | | | | | | |
| 11 | 2220 | YAMAZAKI Yuki | JPN | 16 JAN 1984 | 1:21:18 | 2:17 ~ | | | | | | | | | | | | | | | SB |
| | | | | | | | 8:16 (35) | 16:26 (29) | 24:31 (27) | 32:41 (24) | 40:44 (20) | 48:44 (18) | 56:50 (15) | 1:05:00 (15) | 1:13:09 (13) | | | | | | 8:09 |
| | | | | | | | 8:10 | 8:05 | 8:10 | 8:03 | 8:00 | 8:06 | 8:10 | 8:09 | | | | | | | |
| 12 | 1620 | MOLINA Juan Manuel | ESP | 15 MAR 1979 | 1:21:25 | 2:24 ~ | | | | | | | | | | | | | | | |
| | | | | | | | 8:16 (29) | 16:25 (24) | 24:30 (13) | 32:40 (15) | 40:44 (18) | 48:38 (15) | 56:33 (11) | 1:04:41 (11) | 1:13:00 (11) | | | | | | 8:25 |
| | | | | | | | 8:09 | 8:05 | 8:10 | 8:04 | 7:54 | 7:55 | 8:08 | 8:19 | | | | | | | |



DETAILED RESULTS
详细比赛成绩 / RÉSULTATS DÉTAILLÉS

| Rank | Bib | Name | NOC Code | Date of Birth | Result | Time Behind | | | | | | | | | | | | | | | |
|------|------|-----------------------------|----------|---------------|----------------|-------------|-----------|------------|------------|------------|------------|------------|------------|--------------|--------------|--|--|--|--|----|----|
| | | | | | | | 2km | 4km | 6km | 8km | 10km | 12km | 14km | 16km | 18km | | | | | | |
| 13 | 1626 | SANCHEZ Benjamin | ESP | 10 MAR 1985 | 1:21:38 | 2:37 | | | | | | | | | | | | | | | |
| | | | | | | | 8:15 (10) | 16:24 (15) | 24:30 (18) | 32:40 (22) | 40:44 (19) | 48:38 (13) | 56:33 (10) | 1:04:53 (13) | 1:13:07 (12) | | | | | | |
| | | | | | | | 8:09 | 8:06 | 8:10 | 8:04 | 7:54 | 7:55 | 8:20 | 8:14 | 8:31 | | | | | | |
| 14 | 1244 | BAGIO Jose | BRA | 16 APR 1981 | 1:21:43 | 2:42 ~ | | | | | | | | | | | | | | SB | |
| | | | | | | | 8:16 (33) | 16:24 (13) | 24:30 (12) | 32:39 (14) | 40:43 (13) | 48:55 (20) | 57:20 (21) | 1:05:44 (21) | 1:13:40 (16) | | | | | | |
| | | | | | | | 8:08 | 8:06 | 8:09 | 8:04 | 8:12 | 8:25 | 8:24 | 7:56 | 8:03 | | | | | | |
| 15 | 2432 | SANCHEZ Eder | MEX | 21 MAY 1986 | 1:21:53 | 2:52 ~ | | | | | | | | | | | | | | | |
| | | | | | | | 8:14 (8) | 16:24 (7) | 24:29 (4) | 32:39 (5) | 40:42 (4) | 48:37 (7) | 56:36 (13) | 1:04:47 (12) | 1:13:20 (14) | | | | | | |
| | | | | | | | 8:10 | 8:05 | 8:10 | 8:03 | 7:55 | 7:59 | 8:11 | 8:33 | 8:33 | | | | | | |
| 16 | 2212 | MORIOKA Koichiro | JPN | 2 APR 1985 | 1:21:57 | 2:56 | | | | | | | | | | | | | | | |
| | | | | | | | 8:16 (32) | 16:24 (20) | 24:30 (22) | 32:40 (20) | 40:44 (17) | 48:38 (11) | 56:46 (14) | 1:05:00 (14) | 1:13:34 (15) | | | | | | |
| | | | | | | | 8:08 | 8:06 | 8:10 | 8:04 | 7:54 | 8:08 | 8:14 | 8:34 | 8:23 | | | | | | |
| 17 | 2766 | MARKOV Ilya | RUS | 19 JUN 1972 | 1:22:02 | 3:01 > | | | | | | | | | | | | | | | |
| | | | | | | | 8:15 (11) | 16:24 (16) | 24:30 (21) | 32:40 (19) | 40:44 (16) | 48:44 (16) | 56:55 (16) | 1:05:19 (16) | 1:13:43 (17) | | | | | | |
| | | | | | | | 8:09 | 8:06 | 8:10 | 8:04 | 8:00 | 8:11 | 8:24 | 8:24 | 8:19 | | | | | | |
| 18 | 2101 | RUBINO Giorgio | ITA | 15 APR 1986 | 1:22:11 | 3:10 | | | | | | | | | | | | | | | |
| | | | | | | | 8:15 (16) | 16:25 (27) | 24:31 (26) | 32:40 (21) | 40:48 (23) | 49:06 (22) | 57:23 (22) | 1:05:39 (19) | 1:13:57 (19) | | | | | | |
| | | | | | | | 8:10 | 8:06 | 8:09 | 8:08 | 8:18 | 8:17 | 8:16 | 8:18 | 8:14 | | | | | | |
| 19 | 2270 | ROTICH David Kimutai | KEN | 19 AUG 1969 | 1:22:21 | 3:20 | | | | | | | | | | | | | | | SB |
| | | | | | | | 8:15 (24) | 16:25 (22) | 24:30 (16) | 32:40 (17) | 40:43 (14) | 48:38 (14) | 56:58 (17) | 1:05:28 (18) | 1:13:54 (18) | | | | | | |
| | | | | | | | 8:10 | 8:05 | 8:10 | 8:03 | 7:55 | 8:20 | 8:30 | 8:26 | 8:27 | | | | | | |
| 20 | 1559 | SAQUIPAY Rolando | ECU | 21 JUL 1979 | 1:22:32 | 3:31 | | | | | | | | | | | | | | | |
| | | | | | | | 8:15 (20) | 16:24 (17) | 24:30 (14) | 32:39 (13) | 40:44 (21) | 48:58 (21) | 57:20 (20) | 1:05:46 (22) | 1:14:10 (21) | | | | | | |
| | | | | | | | 8:09 | 8:06 | 8:09 | 8:05 | 8:14 | 8:22 | 8:26 | 8:24 | 8:22 | | | | | | |
| 21 | 2531 | TYSSE Erik | NOR | 4 DEC 1980 | 1:22:43 | 3:42 | | | | | | | | | | | | | | | |
| | | | | | | | 8:15 (13) | 16:24 (10) | 24:29 (8) | 32:39 (9) | 40:43 (15) | 48:46 (19) | 57:02 (18) | 1:05:26 (17) | 1:14:01 (20) | | | | | | |
| | | | | | | | 8:09 | 8:05 | 8:10 | 8:04 | 8:03 | 8:16 | 8:24 | 8:35 | 8:42 | | | | | | |
| 22 | 1163 | TROTSKI Ivan | BLR | 27 MAY 1976 | 1:22:55 | 3:54 | | | | | | | | | | | | | | | |
| | | | | | | | 8:16 (27) | 16:25 (26) | 24:31 (25) | 32:41 (26) | 40:52 (25) | 49:15 (25) | 57:47 (25) | 1:06:16 (25) | 1:14:44 (26) | | | | | | |
| | | | | | | | 8:09 | 8:06 | 8:10 | 8:11 | 8:23 | 8:32 | 8:29 | 8:28 | 8:11 | | | | | | |
| 23 | 2302 | KIM Hyunsub | KOR | 31 MAY 1985 | 1:22:57 | 3:56 > | | | | | | | | | | | | | | | |
| | | | | | | | 8:16 (36) | 16:25 (28) | 24:31 (24) | 32:40 (23) | 40:47 (22) | 49:07 (23) | 57:41 (24) | 1:06:14 (24) | 1:14:43 (25) | | | | | | |
| | | | | | | | 8:09 | 8:06 | 8:09 | 8:07 | 8:20 | 8:34 | 8:33 | 8:29 | 8:14 | | | | | | |
| 24 | 3098 | KOVENKO Andrii | UKR | 25 NOV 1973 | 1:22:59 | 3:58 | | | | | | | | | | | | | | | |
| | | | | | | | 8:15 (15) | 16:26 (32) | 24:36 (30) | 32:54 (29) | 41:14 (28) | 49:38 (28) | 57:59 (26) | 1:06:23 (27) | 1:14:43 (23) | | | | | | |
| | | | | | | | 8:11 | 8:10 | 8:18 | 8:20 | 8:24 | 8:21 | 8:24 | 8:20 | 8:16 | | | | | | |
| 25 | 1866 | HOHNE Andre | GER | 10 MAR 1978 | 1:23:13 | 4:12 ~> | | | | | | | | | | | | | | | |
| | | | | | | | 8:16 (25) | 16:25 (21) | 24:30 (19) | 32:40 (18) | 40:49 (24) | 49:08 (24) | 57:34 (23) | 1:06:09 (23) | 1:14:43 (24) | | | | | | |
| | | | | | | | 8:09 | 8:05 | 8:10 | 8:09 | 8:19 | 8:26 | 8:35 | 8:34 | 8:30 | | | | | | |



DETAILED RESULTS
详细比赛成绩 / RÉSULTATS DÉTAILLÉS

| Rank | Bib | Name | NOC Code | Date of Birth | Result | Time Behind | | | | | | | | | | | | | | |
|------|------|--------------------------|----------|---------------|---------|-------------|-----|-----------|------------|------------|------------|------------|------------|--------------|--------------|--------------|--|--|--|------|
| | | | | | | | 2km | 4km | 6km | 8km | 10km | 12km | 14km | 16km | 18km | | | | | |
| 26 | 2942 | TOTH Matej | SVK | 10 FEB 1983 | 1:23:17 | 4:16 | ~ | | | | | | | | | | | | | |
| | | | | | | | | 8:20 (46) | 16:36 (36) | 24:49 (35) | 33:04 (30) | 41:23 (29) | 49:42 (29) | 57:59 (27) | 1:06:20 (26) | 1:14:45 (27) | | | | 8:32 |
| | | | | | | | | 8:16 | 8:13 | 8:15 | 8:19 | 8:19 | 8:17 | 8:21 | 8:25 | | | | | |
| 27 | 3028 | GHOULA Hatem | TUN | 7 JUN 1973 | 1:23:44 | 4:43 | | | | | | | | | | | | | | |
| | | | | | | | | 8:14 (7) | 16:24 (9) | 24:29 (5) | 32:39 (10) | 40:43 (8) | 48:44 (17) | 57:08 (19) | 1:05:42 (20) | 1:14:39 (22) | | | | 9:05 |
| | | | | | | | | 8:10 | 8:05 | 8:10 | 8:04 | 8:01 | 8:24 | 8:34 | 8:57 | | | | | |
| 28 | 1188 | SIMANOVICH Dzianis | BLR | 20 APR 1987 | 1:23:53 | 4:52 | | | | | | | | | | | | | | |
| | | | | | | | | 8:19 (44) | 16:37 (41) | 24:55 (37) | 33:14 (35) | 41:35 (30) | 49:58 (30) | 58:27 (30) | 1:06:58 (29) | 1:15:22 (28) | | | | 8:31 |
| | | | | | | | | 8:18 | 8:18 | 8:19 | 8:21 | 8:23 | 8:29 | 8:31 | 8:24 | | | | | |
| 29 | 2568 | AUGUSTYN Rafal | POL | 14 MAY 1984 | 1:24:25 | 5:24 | > | | | | | | | | | | | | | |
| | | | | | | | | 8:18 (39) | 16:36 (38) | 24:57 (38) | 33:14 (32) | 41:36 (31) | 50:02 (31) | 58:30 (31) | 1:06:59 (30) | 1:15:30 (29) | | | | |
| | | | | | | | | 8:18 | 8:18 | 8:21 | 8:17 | 8:22 | 8:26 | 8:28 | 8:29 | 8:31 | | | | 8:55 |
| 30 | 1380 | DONG Jimin | CHN | 10 OCT 1983 | 1:24:34 | 5:33 | ~~ | | | | | | | | | | | | | |
| | | | | | | | | 8:16 (34) | 16:25 (23) | 24:30 (23) | 32:41 (25) | 41:04 (26) | 49:32 (26) | 58:04 (28) | 1:06:48 (28) | 1:15:34 (30) | | | | 9:00 |
| | | | | | | | | 8:09 | 8:05 | 8:11 | 8:23 | 8:28 | 8:32 | 8:44 | 8:46 | | | | | |
| 31 | 1424 | RENDON James | COL | 7 APR 1985 | 1:24:41 | 5:40 | | | | | | | | | | | | | | |
| | | | | | | | | 8:15 (19) | 16:27 (33) | 24:43 (32) | 33:14 (34) | 41:46 (33) | 50:24 (33) | 58:58 (34) | 1:07:29 (33) | 1:16:01 (31) | | | | 8:40 |
| | | | | | | | | 8:12 | 8:16 | 8:31 | 8:32 | 8:38 | 8:34 | 8:31 | 8:32 | | | | | |
| 32 | 2663 | VIEIRA Joao | POR | 20 FEB 1976 | 1:25:05 | 6:04 | | | | | | | | | | | | | | |
| | | | | | | | | 8:18 (42) | 16:36 (37) | 24:57 (39) | 33:14 (36) | 41:46 (32) | 50:24 (32) | 58:52 (32) | 1:07:28 (32) | 1:16:24 (34) | | | | 8:41 |
| | | | | | | | | 8:18 | 8:21 | 8:17 | 8:32 | 8:38 | 8:28 | 8:36 | 8:56 | | | | | |
| 33 | 2306 | PARK Chilsung | KOR | 8 JUL 1982 | 1:25:07 | 6:06 | ~ | | | | | | | | | | | | | |
| | | | | | | | | 8:16 (28) | 16:25 (25) | 24:33 (28) | 33:05 (31) | 41:46 (34) | 50:24 (34) | 58:52 (33) | 1:07:31 (34) | 1:16:23 (33) | | | | 8:44 |
| | | | | | | | | 8:09 | 8:08 | 8:32 | 8:41 | 8:38 | 8:28 | 8:39 | 8:52 | | | | | |
| 34 | 3029 | SEBEI Hassanine | TUN | 21 APR 1984 | 1:25:23 | 6:22 | | | | | | | | | | | | | | |
| | | | | | | | | 8:15 (17) | 16:24 (18) | 24:33 (29) | 32:47 (28) | 41:08 (27) | 49:37 (27) | 58:14 (29) | 1:07:00 (31) | 1:16:01 (32) | | | | 9:22 |
| | | | | | | | | 8:09 | 8:09 | 8:14 | 8:21 | 8:29 | 8:37 | 8:46 | 9:01 | | | | | |
| 35 | 2364 | ZIUKAS Marius | LTU | 29 JUN 1985 | 1:25:36 | 6:35 | | | | | | | | | | | | | | |
| | | | | | | | | 8:36 (50) | 17:11 (45) | 25:41 (43) | 34:11 (42) | 42:39 (40) | 51:11 (38) | 59:45 (36) | 1:08:19 (35) | 1:16:57 (35) | | | | 8:39 |
| | | | | | | | | 8:35 | 8:30 | 8:30 | 8:28 | 8:32 | 8:34 | 8:34 | 8:38 | | | | | |
| 36 | 2434 | MEJIA David | MEX | 7 DEC 1986 | 1:26:45 | 7:44 | ~~ | | | | | | | | | | | | | |
| | | | | | | | | 8:15 (23) | 16:27 (34) | 24:43 (33) | 33:35 (41) | 43:04 (44) | 52:09 (43) | 1:00:52 (43) | 1:09:33 (40) | 1:18:06 (37) | | | | 8:39 |
| | | | | | | | | 8:12 | 8:16 | 8:52 | 9:29 | 9:05 | 8:43 | 8:41 | 8:33 | | | | | |
| 37 | 2122 | NKOULOUKIDI Jean Jacques | ITA | 15 APR 1982 | 1:26:53 | 7:52 | | | | | | | | | | | | | | |
| | | | | | | | | 8:18 (41) | 16:37 (40) | 24:59 (41) | 33:28 (40) | 42:05 (37) | 50:47 (35) | 59:43 (35) | 1:08:48 (36) | 1:17:54 (36) | | | | 8:59 |
| | | | | | | | | 8:19 | 8:22 | 8:29 | 8:37 | 8:42 | 8:56 | 9:05 | 9:06 | | | | | |
| 38 | 1554 | CHOCHO Andres | ECU | 4 NOV 1983 | 1:27:09 | 8:08 | | | | | | | | | | | | | | |
| | | | | | | | | 8:15 (22) | 16:26 (30) | 24:43 (31) | 33:28 (39) | 42:12 (38) | 51:11 (39) | 1:00:17 (38) | 1:09:23 (38) | 1:18:21 (39) | | | | 8:48 |
| | | | | | | | | 8:11 | 8:17 | 8:45 | 8:44 | 8:59 | 9:06 | 9:06 | 8:58 | | | | | |



DETAILED RESULTS
详细比赛成绩 / RÉSULTATS DÉTAILLÉS

| Rank | Bib | Name | NOC Code | Date of Birth | Result | Time Behind | | | | | | | | | | | | | | | |
|------|------|----------------------|----------|---------------|---------|-------------|-----------|------------|------------|------------|------------|------------|--------------|--------------|--------------|--|--|--|--|-------|--|
| | | | | | | | 2km | 4km | 6km | 8km | 10km | 12km | 14km | 16km | 18km | | | | | | |
| 39 | 1434 | SEGURA Allan | CRC | 23 DEC 1980 | 1:27:10 | 8:09 | | | | | | | | | | | | | | | |
| | | | | | | | 8:16 (26) | 16:26 (31) | 24:46 (34) | 33:14 (33) | 41:58 (36) | 50:52 (36) | 59:53 (37) | 1:09:04 (37) | 1:18:20 (38) | | | | | | |
| | | | | | | | 8:10 | 8:10 | 8:20 | 8:28 | 8:44 | 8:54 | 9:01 | 9:11 | 9:16 | | | | | 8:50 | |
| 40 | 1028 | CANO Juan Manuel | ARG | 12 DEC 1987 | 1:27:17 | 8:16 | | | | | | | | | | | | | | | |
| | | | | | | | 8:17 (38) | 16:47 (43) | 25:26 (42) | 34:16 (43) | 43:00 (42) | 51:41 (40) | 1:00:31 (40) | 1:09:28 (39) | 1:18:24 (40) | | | | | | |
| | | | | | | | 8:30 | 8:30 | 8:39 | 8:50 | 8:44 | 8:41 | 8:50 | 8:57 | 8:56 | | | | | 8:53 | |
| 41 | 2897 | FILIPOVIC Predrag | SRB | 5 OCT 1978 | 1:28:15 | 9:14 ~ | | | | | | | | | | | | | | | |
| | | | | | | | 8:36 (49) | 17:19 (48) | 25:53 (46) | 34:23 (44) | 43:01 (43) | 51:43 (42) | 1:00:36 (41) | 1:09:37 (41) | 1:18:57 (41) | | | | | | |
| | | | | | | | 8:43 | 8:43 | 8:34 | 8:30 | 8:38 | 8:42 | 8:53 | 9:01 | 9:20 | | | | | 9:18 | |
| 42 | 2239 | KUVATOV Rustam | KAZ | 9 NOV 1977 | 1:28:25 | 9:24 | | | | | | | | | | | | | | | |
| | | | | | | | 8:14 (1) | 16:20 (1) | 24:29 (7) | 33:21 (40) | 42:31 (39) | 51:41 (41) | 1:00:51 (42) | 1:09:43 (42) | 1:18:57 (42) | | | | | | |
| | | | | | | | 8:06 | 8:06 | 8:09 | 8:52 | 9:10 | 9:10 | 9:10 | 8:52 | 9:14 | | | | | 9:28 | |
| 43 | 3164 | EASTLER Kevin | USA | 14 OCT 1977 | 1:28:44 | 9:43 | | | | | | | | | | | | | | | |
| | | | | | | | 8:41 (51) | 17:32 (49) | 26:24 (49) | 35:15 (48) | 44:08 (47) | 53:03 (46) | 1:01:52 (44) | 1:10:48 (44) | 1:19:40 (43) | | | | | | |
| | | | | | | | 8:51 | 8:51 | 8:52 | 8:51 | 8:53 | 8:55 | 8:49 | 8:56 | 8:52 | | | | | 9:04 | |
| 44 | 1162 | CHARNOU Siarhei | BLR | 5 FEB 1979 | 1:29:38 | 10:37 | | | | | | | | | | | | | | | |
| | | | | | | | 8:16 (30) | 16:27 (35) | 24:50 (36) | 33:15 (37) | 41:51 (35) | 50:58 (37) | 1:00:30 (39) | 1:10:15 (43) | 1:20:16 (44) | | | | | | |
| | | | | | | | 8:11 | 8:11 | 8:23 | 8:25 | 8:36 | 9:07 | 9:32 | 9:45 | 10:01 | | | | | 9:22 | |
| 45 | 2664 | VIEIRA Sergio | POR | 20 FEB 1976 | 1:29:51 | 10:50 ~ | | | | | | | | | | | | | | | |
| | | | | | | | 8:19 (43) | 16:36 (39) | 24:57 (40) | 33:15 (38) | 42:57 (41) | 52:38 (44) | 1:01:55 (45) | 1:11:03 (45) | 1:20:26 (45) | | | | | | |
| | | | | | | | 8:17 | 8:17 | 8:21 | 8:18 | 9:42 | 9:41 | 9:17 | 9:08 | 9:23 | | | | | 9:25 | |
| 46 | 2625 | JELONEK Jakub Bogdan | POL | 7 JUL 1985 | 1:30:37 | 11:36 | | | | | | | | | | | | | | | |
| | | | | | | | 8:19 (45) | 16:49 (44) | 25:41 (44) | 34:32 (45) | 43:40 (45) | 52:57 (45) | 1:02:06 (46) | 1:11:33 (46) | 1:21:02 (46) | | | | | | |
| | | | | | | | 8:30 | 8:30 | 8:52 | 8:51 | 9:08 | 9:17 | 9:09 | 9:27 | 9:29 | | | | | 9:35 | |
| 47 | 2419 | CIUMACENCO Fedosei | MDA | 27 JAN 1973 | 1:31:37 | 12:36 > | | | | | | | | | | | | | | | |
| | | | | | | | 8:21 (47) | 17:11 (46) | 26:05 (47) | 34:55 (46) | 43:52 (46) | 53:03 (47) | 1:02:16 (47) | 1:11:44 (47) | 1:21:25 (47) | | | | | | |
| | | | | | | | 8:50 | 8:50 | 8:54 | 8:50 | 8:57 | 9:11 | 9:13 | 9:28 | 9:41 | | | | | 10:12 | |
| 48 | 1012 | AMEUR Mohamed | ALG | 1 NOV 1984 | 1:32:21 | 13:20 >> | | | | | | | | | | | | | | | |
| | | | | | | | 8:17 (37) | 16:47 (42) | 25:42 (45) | 34:56 (47) | 44:13 (48) | 53:39 (48) | 1:03:05 (48) | 1:12:38 (48) | 1:22:33 (48) | | | | | | |
| | | | | | | | 8:30 | 8:30 | 8:55 | 9:14 | 9:17 | 9:26 | 9:26 | 9:33 | 9:55 | | | | | 9:48 | |
| 49 | 3041 | CELIK Recep | TUR | 10 JUN 1983 | 1:32:54 | 13:53 | | | | | | | | | | | | | | | |
| | | | | | | | 8:24 (48) | 17:13 (47) | 26:15 (48) | 35:29 (49) | 44:57 (49) | 54:27 (49) | 1:04:01 (49) | 1:13:40 (49) | 1:23:13 (49) | | | | | | |
| | | | | | | | 8:49 | 8:49 | 9:02 | 9:14 | 9:28 | 9:30 | 9:34 | 9:39 | 9:33 | | | | | 9:41 | |
| 1079 | | ERICKSON Chris | AUS | 1 DEC 1981 | DQ | ~~> | | | | | | | | | | | | | | | |
| | | | | | | | 8:18 (40) | 16:34 (36) | 24:55 (38) | 33:15 (39) | | | | | | | | | | | |
| | | | | | | | 8:16 | 8:16 | 8:21 | 8:20 | | | | | | | | | | | |
| 2219 | | TANII Takayuki | JPN | 14 FEB 1983 | DQ | ~~~ | | | | | | | | | | | | | | | |
| | | | | | | | 8:16 (31) | | | | | | | | | | | | | | |



NATIONAL STADIUM
 国家体育场
 STADE NATIONAL

SAT 星期六 SAM
 16 AUG 2008
 9:00

ATHLETICS
 田径 / ATHLÉTISME

MEN'S 20km WALK
 男子20公里竞走 / 20km MARCHE - HOMMES



DETAILED RESULTS
 详细比赛成绩 / RÉSULTATS DÉTAILLÉS

| Weather conditions | Temperature | Humidity | Conditions |
|--------------------|-------------|----------|------------|
| Start of race: | 29°C | 45% | Sunny |
| End of race: | 29°C | 45% | Lightning |

| | | | | | |
|----------------|-----------------|-----------|--------------|-----------|---------------|
| Legend: | | | | | |
| > | Bent knee | DQ | Disqualified | PB | Personal Best |
| ~ | Loss of contact | | | SB | Season Best |





NATIONAL STADIUM
国家体育场
STADE NATIONAL

SAT 星期六 SAM
16 AUG 2008
9:00

ATHLETICS
田径 / ATHLÉTISME

MEN'S 20km WALK
男子20公里竞走 / 20km MARCHÉ - HOMMES



RESULTS

比赛成绩 / RÉSULTATS

| | | | | | |
|-----------------------|----------------|----------------------------|-----|---------------|-------------|
| WORLD RECORD | 1:16:43 | MOROZOV Sergey | RUS | Saransk (RUS) | 8 JUN 2008 |
| OLYMPIC RECORD | 1:18:59 | KORZENIOWSKI Robert | POL | Sydney (AUS) | 22 SEP 2000 |

| Rank | Bib | Name | NOC Code | Date of Birth | Result | Time Behind | |
|------|------|----------------------------|----------|---------------|---------|-------------|-------|
| 1 | 2765 | BORCHIN Valeriy | RUS | 11 SEP 1986 | 1:19:01 | ~ | |
| 2 | 1555 | PEREZ Jefferson | ECU | 1 JUL 1974 | 1:19:15 | 0:14 | ~ SB |
| 3 | 1055 | TALLENT Jared | AUS | 17 OCT 1984 | 1:19:42 | 0:41 | |
| 4 | 1377 | WANG Hao | CHN | 16 AUG 1989 | 1:19:47 | 0:46 | ~ PB |
| 5 | 2087 | BRUGNETTI Ivano | ITA | 1 SEP 1976 | 1:19:51 | 0:50 | >> SB |
| 6 | 1064 | ADAMS Luke | AUS | 22 OCT 1976 | 1:19:57 | 0:56 | |
| 7 | 1610 | FERNANDEZ Francisco Javier | ESP | 6 MAR 1977 | 1:20:32 | 1:31 | |
| 8 | 2050 | HEFFERNAN Rob | IRL | 28 FEB 1978 | 1:20:36 | 1:35 | ~ |
| 9 | 1421 | LOPEZ Luis Fernando | COL | 3 JUN 1979 | 1:20:59 | 1:58 | ~~ SB |
| 10 | 1378 | CHU Yafei | CHN | 5 SEP 1988 | 1:21:17 | 2:16 | ~ |
| 11 | 2220 | YAMAZAKI Yuki | JPN | 16 JAN 1984 | 1:21:18 | 2:17 | ~~ SB |
| 12 | 1620 | MOLINA Juan Manuel | ESP | 15 MAR 1979 | 1:21:25 | 2:24 | ~~ |
| 13 | 1626 | SANCHEZ Benjamin | ESP | 10 MAR 1985 | 1:21:38 | 2:37 | |
| 14 | 1244 | BAGIO Jose | BRA | 16 APR 1981 | 1:21:43 | 2:42 | ~ SB |
| 15 | 2432 | SANCHEZ Eder | MEX | 21 MAY 1986 | 1:21:53 | 2:52 | ~ |
| 16 | 2212 | MORIOKA Koichiro | JPN | 2 APR 1985 | 1:21:57 | 2:56 | |
| 17 | 2766 | MARKOV Ilya | RUS | 19 JUN 1972 | 1:22:02 | 3:01 | > |
| 18 | 2101 | RUBINO Giorgio | ITA | 15 APR 1986 | 1:22:11 | 3:10 | |
| 19 | 2270 | ROTICH David Kimutai | KEN | 19 AUG 1969 | 1:22:21 | 3:20 | SB |
| 20 | 1559 | SAQUIPAY Rolando | ECU | 21 JUL 1979 | 1:22:32 | 3:31 | |
| 21 | 2531 | TYSSE Erik | NOR | 4 DEC 1980 | 1:22:43 | 3:42 | |
| 22 | 1163 | TROTSKI Ivan | BLR | 27 MAY 1976 | 1:22:55 | 3:54 | |
| 23 | 2302 | KIM Hyunsub | KOR | 31 MAY 1985 | 1:22:57 | 3:56 | > |
| 24 | 3098 | KOVENKO Andrii | UKR | 25 NOV 1973 | 1:22:59 | 3:58 | |
| 25 | 1866 | HOHNE Andre | GER | 10 MAR 1978 | 1:23:13 | 4:12 | >> |
| 26 | 2942 | TOTH Matej | SVK | 10 FEB 1983 | 1:23:17 | 4:16 | ~ |
| 27 | 3028 | GHOULA Hatem | TUN | 7 JUN 1973 | 1:23:44 | 4:43 | |
| 28 | 1188 | SIMANOVICH Dzianis | BLR | 20 APR 1987 | 1:23:53 | 4:52 | |
| 29 | 2568 | AUGUSTYN Rafal | POL | 14 MAY 1984 | 1:24:25 | 5:24 | > |
| 30 | 1380 | DONG Jimin | CHN | 10 OCT 1983 | 1:24:34 | 5:33 | ~~ |
| 31 | 1424 | RENDON James | COL | 7 APR 1985 | 1:24:41 | 5:40 | |
| 32 | 2663 | VIEIRA Joao | POR | 20 FEB 1976 | 1:25:05 | 6:04 | |
| 33 | 2306 | PARK Chilsung | KOR | 8 JUL 1982 | 1:25:07 | 6:06 | ~ |
| 34 | 3029 | SEBEI Hassanine | TUN | 21 APR 1984 | 1:25:23 | 6:22 | |
| 35 | 2364 | ZIUKAS Marius | LTU | 29 JUN 1985 | 1:25:36 | 6:35 | |
| 36 | 2434 | MEJIA David | MEX | 7 DEC 1986 | 1:26:45 | 7:44 | ~~ |
| 37 | 2122 | NKOULOUKIDI Jean Jacques | ITA | 15 APR 1982 | 1:26:53 | 7:52 | |
| 38 | 1554 | CHOCHO Andres | ECU | 4 NOV 1983 | 1:27:09 | 8:08 | |
| 39 | 1434 | SEGURA Allan | CRC | 23 DEC 1980 | 1:27:10 | 8:09 | |
| 40 | 1028 | CANO Juan Manuel | ARG | 12 DEC 1987 | 1:27:17 | 8:16 | |
| 41 | 2897 | FILIPOVIC Predrag | SRB | 5 OCT 1978 | 1:28:15 | 9:14 | ~ |
| 42 | 2239 | KUVATOV Rustam | KAZ | 9 NOV 1977 | 1:28:25 | 9:24 | |
| 43 | 3164 | EASTLER Kevin | USA | 14 OCT 1977 | 1:28:44 | 9:43 | |
| 44 | 1162 | CHARNOU Sjarhei | BLR | 5 FEB 1979 | 1:29:38 | 10:37 | |
| 45 | 2664 | VIEIRA Sergio | POR | 20 FEB 1976 | 1:29:51 | 10:50 | ~ |
| 46 | 2625 | JELONEK Jakub Bogdan | POL | 7 JUL 1985 | 1:30:37 | 11:36 | |



NATIONAL STADIUM
国家体育场
STADE NATIONAL

SAT 星期六 SAM
16 AUG 2008
9:00

ATHLETICS
田径 / ATHLÉTISME

MEN'S 20km WALK
男子20公里竞走 / 20km MARCHE - HOMMES



RESULTS

比赛成绩 / RÉSULTATS

| Rank | Bib | Name | NOC Code | Date of Birth | Result | Time Behind |
|------|------|--------------------|----------|---------------|---------|-------------|
| 47 | 2419 | CIUMACENCO Fedosei | MDA | 27 JAN 1973 | 1:31:37 | 12:36 > |
| 48 | 1012 | AMEUR Mohamed | ALG | 1 NOV 1984 | 1:32:21 | 13:20 >> |
| 49 | 3041 | CELIK Recep | TUR | 10 JUN 1983 | 1:32:54 | 13:53 |
| | 1079 | ERICKSON Chris | AUS | 1 DEC 1981 | DQ | ~~> |
| | 2219 | TANII Takayuki | JPN | 14 FEB 1983 | DQ | ~~~ |

| Intermediate Times | 2km | 8:14 | 2239 | KUVATOV Rustam (KAZ) |
|--------------------|------|---------|------|----------------------------------|
| | 4km | 16:20 | 2239 | KUVATOV Rustam (KAZ) |
| | 6km | 24:29 | 1610 | FERNANDEZ Francisco Javier (ESP) |
| | 8km | 32:38 | 2087 | BRUGNETTI Ivano (ITA) |
| | 10km | 40:42 | 2087 | BRUGNETTI Ivano (ITA) |
| | 12km | 48:36 | 2087 | BRUGNETTI Ivano (ITA) |
| | 14km | 56:28 | 2087 | BRUGNETTI Ivano (ITA) |
| | 16km | 1:04:05 | 2765 | BORCHIN Valeriy (RUS) |
| | 18km | 1:11:32 | 2765 | BORCHIN Valeriy (RUS) |

Weather conditions

Start of race:
End of race:

Temperature

29°C
29°C

Humidity

45%
45%

Conditions

Sunny
Lightning

Legend:

> Bent knee
~ Loss of contact
DQ Disqualified
PB Personal Best
SB Season Best



DETAILED RESULTS
详细比赛成绩 / RÉSULTATS DÉTAILLÉS

| | | | | | |
|-----------------------|----------------|----------------------------|-----|------------------|-------------|
| WORLD RECORD | 3:34:14 | NIZHEGORODOV Denis | RUS | Cheboksary (RUS) | 11 MAY 2008 |
| OLYMPIC RECORD | 3:38:29 | IVANENKO Vyacheslav | URS | Seoul (KOR) | 30 SEP 1988 |

| Rank | Bib | Name | NOC Code | Date of Birth | Result | Time Behind | | | | | | | | | | | | | | | | |
|------|------|---------------------------|----------|---------------|----------------|-------------|------------|------------|--------------|--------------|--------------|--------------|--------------|--------------|--------------|-------|--|--|--|--|--|----|
| | | | | | | | 5km | 10km | 15km | 20km | 25km | 30km | 35km | 40km | 45km | | | | | | | |
| 1 | 2102 | SCHWAZER Alex | ITA | 26 DEC 1984 | 3:37:09 | ~ | | | | | | | | | | | | | | | | OR |
| | | | | | | | 22:40 (1) | 44:40 (5) | 1:06:08 (3) | 1:27:39 (4) | 1:49:00 (2) | 2:10:39 (2) | 2:32:39 (1) | 2:54:36 (2) | 3:15:57 (1) | 21:12 | | | | | | |
| | | | | | | | 22:00 | 21:28 | 21:31 | 21:21 | 21:39 | 22:00 | 21:57 | 21:21 | | | | | | | | |
| 2 | 1055 | TALLENT Jared | AUS | 17 OCT 1984 | 3:39:27 | 2:18 | > | | | | | | | | | | | | | | | PB |
| | | | | | | | 22:50 (3) | 44:40 (4) | 1:06:08 (4) | 1:27:39 (3) | 1:49:00 (1) | 2:10:38 (1) | 2:32:40 (2) | 2:54:36 (1) | 3:16:37 (2) | | | | | | | |
| | | | | | | | 21:50 | 21:28 | 21:31 | 21:21 | 21:38 | 22:02 | 21:56 | 22:01 | 22:50 | | | | | | | |
| 3 | 2777 | NIZHEGORODOV Denis | RUS | 26 JUL 1980 | 3:40:14 | 3:05 | ~> | | | | | | | | | | | | | | | |
| | | | | | | | 22:51 (4) | 44:39 (1) | 1:06:07 (1) | 1:27:38 (1) | 1:49:01 (3) | 2:10:39 (3) | 2:32:40 (3) | 2:54:36 (3) | 3:16:38 (3) | | | | | | | |
| | | | | | | | 21:48 | 21:28 | 21:31 | 21:23 | 21:38 | 22:01 | 21:56 | 22:02 | 23:36 | | | | | | | |
| 4 | 1611 | GARCIA Jesus Angel | ESP | 1 OCT 1969 | 3:44:08 | 6:59 | ~> | | | | | | | | | | | | | | | SB |
| | | | | | | | 23:35 (33) | 46:12 (23) | 1:08:34 (21) | 1:31:01 (14) | 1:53:18 (12) | 2:15:36 (11) | 2:37:33 (9) | 2:59:36 (8) | 3:21:52 (4) | | | | | | | |
| | | | | | | | 22:37 | 22:22 | 22:27 | 22:17 | 22:18 | 21:57 | 22:03 | 22:16 | 22:16 | | | | | | | |
| 5 | 2531 | TYSSE Erik | NOR | 4 DEC 1980 | 3:45:08 | 7:59 | | | | | | | | | | | | | | | | PB |
| | | | | | | | 23:41 (35) | 46:36 (31) | 1:09:12 (24) | 1:31:46 (22) | 1:54:00 (18) | 2:16:16 (15) | 2:38:25 (12) | 3:00:19 (10) | 3:22:26 (6) | | | | | | | |
| | | | | | | | 22:55 | 22:36 | 22:34 | 22:14 | 22:16 | 22:09 | 21:54 | 22:07 | 22:42 | | | | | | | |
| 6 | 2433 | NAVA Horacio | MEX | 20 JAN 1982 | 3:45:21 | 8:12 | | | | | | | | | | | | | | | | PB |
| | | | | | | | 23:01 (17) | 45:30 (14) | 1:08:15 (14) | 1:31:02 (15) | 1:53:18 (11) | 2:15:35 (10) | 2:37:33 (8) | 2:59:56 (9) | 3:22:32 (8) | | | | | | | |
| | | | | | | | 22:29 | 22:45 | 22:47 | 22:16 | 22:17 | 21:58 | 22:23 | 22:36 | 22:49 | | | | | | | |
| 7 | 2220 | YAMAZAKI Yuki | JPN | 16 JAN 1984 | 3:45:47 | 8:38 | ~ | | | | | | | | | | | | | | | |
| | | | | | | | 22:51 (5) | 44:40 (6) | 1:07:01 (6) | 1:29:14 (7) | 1:51:18 (7) | 2:13:29 (7) | 2:35:53 (6) | 2:58:57 (6) | 3:22:17 (5) | | | | | | | |
| | | | | | | | 21:49 | 22:21 | 22:13 | 22:04 | 22:11 | 22:24 | 23:04 | 23:20 | 23:30 | | | | | | | |
| 8 | 2580 | FEDACZYNSKI Rafal | POL | 3 DEC 1980 | 3:46:51 | 9:42 | | | | | | | | | | | | | | | | PB |
| | | | | | | | 24:03 (46) | 47:44 (45) | 1:11:05 (40) | 1:33:55 (38) | 1:56:28 (34) | 2:18:52 (27) | 2:41:11 (20) | 3:03:05 (16) | 3:24:43 (11) | | | | | | | |
| | | | | | | | 23:41 | 23:21 | 22:50 | 22:33 | 22:24 | 22:19 | 21:54 | 21:38 | 22:08 | | | | | | | |
| 9 | 2614 | SUDOL Grzegorz | POL | 28 AUG 1978 | 3:47:18 | 10:09 | >> | | | | | | | | | | | | | | | |
| | | | | | | | 22:55 (11) | 45:09 (10) | 1:07:14 (7) | 1:29:13 (6) | 1:51:18 (6) | 2:13:28 (6) | 2:35:52 (5) | 2:58:32 (5) | 3:22:28 (7) | | | | | | | |
| | | | | | | | 22:14 | 22:05 | 21:59 | 22:05 | 22:10 | 22:24 | 22:40 | 23:56 | 24:50 | | | | | | | |
| 10 | 1064 | ADAMS Luke | AUS | 22 OCT 1976 | 3:47:45 | 10:36 | | | | | | | | | | | | | | | | PB |
| | | | | | | | 22:58 (15) | 45:30 (15) | 1:08:15 (17) | 1:31:01 (12) | 1:53:29 (14) | 2:15:51 (12) | 2:37:41 (10) | 2:59:31 (7) | 3:23:18 (9) | | | | | | | |
| | | | | | | | 22:32 | 22:45 | 22:46 | 22:28 | 22:22 | 21:50 | 21:50 | 23:47 | 24:27 | | | | | | | |
| 11 | 2665 | PEREIRA Antonio | POR | 10 JUL 1975 | 3:48:12 | 11:03 | | | | | | | | | | | | | | | | NR |
| | | | | | | | 23:41 (34) | 46:37 (32) | 1:09:13 (25) | 1:31:46 (24) | 1:54:01 (19) | 2:16:16 (16) | 2:38:58 (15) | 3:01:46 (11) | 3:25:11 (12) | | | | | | | |
| | | | | | | | 22:56 | 22:36 | 22:33 | 22:15 | 22:15 | 22:42 | 22:48 | 23:25 | 23:01 | | | | | | | |
| 12 | 1866 | HOHNE Andre | GER | 10 MAR 1978 | 3:49:52 | 12:43 | >> | | | | | | | | | | | | | | | |
| | | | | | | | 23:05 (22) | 46:13 (24) | 1:09:05 (22) | 1:31:46 (23) | 1:54:01 (20) | 2:16:17 (17) | 2:38:37 (13) | 3:02:13 (13) | 3:26:10 (13) | | | | | | | |
| | | | | | | | 23:08 | 22:52 | 22:41 | 22:15 | 22:16 | 22:20 | 23:36 | 23:57 | 23:42 | | | | | | | |



DETAILED RESULTS
详细比赛成绩 / RÉSULTATS DÉTAILLÉS

| Rank | Bib | Name | NOC Code | Date of Birth | Result | Time Behind | | | | | | | | | | | | | | |
|------|------|-----------------------------|----------|---------------|----------------|-------------|------------|------------|--------------|--------------|--------------|--------------|--------------|--------------|--------------|--|--|--|--|-------|
| | | | | | | | 5km | 10km | 15km | 20km | 25km | 30km | 35km | 40km | 45km | | | | | |
| 13 | 1612 | ODRIOZOLA Mikel | ESP | 25 MAY 1973 | 3:51:30 | 14:21 | | | | | | | | | | | | | | |
| | | | | | | | 23:01 (16) | 45:30 (18) | 1:08:15 (16) | 1:31:01 (13) | 1:53:43 (15) | 2:16:16 (14) | 2:38:58 (14) | 3:01:46 (12) | 3:26:14 (14) | | | | | 25:16 |
| | | | | | | | | 22:29 | 22:45 | 22:46 | 22:42 | 22:33 | 22:42 | 22:48 | 24:28 | | | | | |
| 14 | 1381 | LI Jianbo | CHN | 14 NOV 1986 | 3:52:20 | 15:11 | | | | | | | | | | | | | | |
| | | | | | | | 22:51 (6) | 44:39 (3) | 1:06:08 (2) | 1:27:39 (2) | 1:49:01 (4) | 2:10:39 (4) | 2:32:40 (4) | 2:56:34 (4) | 3:24:21 (10) | | | | | 27:59 |
| | | | | | | | | 21:48 | 21:29 | 21:31 | 21:22 | 21:38 | 22:01 | 23:54 | 27:47 | | | | | |
| 15 | 1688 | KINNUNEN Jarkko | FIN | 19 JAN 1984 | 3:52:25 | 15:16 | | | | | | | | | | | | | | PB |
| | | | | | | | 23:30 (27) | 46:24 (25) | 1:09:12 (23) | 1:31:50 (25) | 1:54:40 (23) | 2:17:33 (21) | 2:40:56 (19) | 3:04:01 (17) | 3:27:36 (15) | | | | | 24:49 |
| | | | | | | | | 22:54 | 22:48 | 22:38 | 22:50 | 22:53 | 23:23 | 23:05 | 23:35 | | | | | |
| 16 | 2331 | KAZAKEVICS Ivars | LAT | 17 APR 1980 | 3:52:38 | 15:29 | | | | | | | | | | | | | | PB |
| | | | | | | | 23:54 (43) | 47:24 (41) | 1:11:06 (42) | 1:33:56 (39) | 1:56:29 (35) | 2:19:19 (29) | 2:42:27 (23) | 3:05:57 (22) | 3:29:14 (18) | | | | | |
| | | | | | | | | 23:30 | 23:42 | 22:50 | 22:33 | 22:50 | 23:08 | 23:30 | 23:17 | | | | | 23:24 |
| 17 | 1389 | SI Tianfeng | CHN | 17 JUN 1984 | 3:52:58 | 15:49 | | | | | | | | | | | | | | |
| | | | | | | | 22:54 (10) | 45:11 (11) | 1:07:15 (9) | 1:29:25 (8) | 1:51:44 (9) | 2:14:43 (9) | 2:38:16 (11) | 3:02:42 (15) | 3:27:41 (16) | | | | | 25:17 |
| | | | | | | | | 22:17 | 22:04 | 22:10 | 22:19 | 22:59 | 23:33 | 24:26 | 24:59 | | | | | |
| 18 | 2454 | SANCHEZ Jesus | MEX | 23 MAR 1976 | 3:52:58 | 15:49 | | | | | | | | | | | | | | ~~ |
| | | | | | | | 22:51 (7) | 45:06 (9) | 1:07:15 (8) | 1:29:25 (9) | 1:51:39 (8) | 2:14:11 (8) | 2:37:32 (7) | 3:02:37 (14) | 3:28:13 (17) | | | | | 24:45 |
| | | | | | | | | 22:15 | 22:09 | 22:10 | 22:14 | 22:32 | 23:21 | 25:05 | 25:36 | | | | | |
| 19 | 2093 | de LUCA Marco | ITA | 12 MAY 1981 | 3:54:47 | 17:38 | | | | | | | | | | | | | | |
| | | | | | | | 23:14 (24) | 46:26 (27) | 1:09:15 (29) | 1:31:55 (26) | 1:54:35 (21) | 2:17:21 (20) | 2:40:29 (18) | 3:04:30 (18) | 3:29:37 (19) | | | | | 25:10 |
| | | | | | | | | 23:12 | 22:49 | 22:40 | 22:40 | 22:46 | 23:08 | 24:01 | 25:07 | | | | | |
| 20 | 1687 | KEMPAS Antti | FIN | 3 OCT 1980 | 3:55:19 | 18:10 | | | | | | | | | | | | | | PB |
| | | | | | | | 23:31 (28) | 46:34 (29) | 1:09:22 (31) | 1:32:28 (32) | 1:55:32 (28) | 2:18:45 (23) | 2:42:08 (22) | 3:05:57 (21) | 3:30:01 (20) | | | | | 25:18 |
| | | | | | | | | 23:03 | 22:48 | 23:06 | 23:04 | 23:13 | 23:23 | 23:49 | 24:04 | | | | | |
| 21 | 1382 | ZHAO Chengliang | CHN | 1 JUN 1984 | 3:56:47 | 19:38 | | | | | | | | | | | | | | ~~ |
| | | | | | | | 22:51 (8) | 45:06 (8) | 1:07:30 (10) | 1:29:55 (10) | 1:52:34 (10) | 2:15:58 (13) | 2:39:55 (17) | 3:05:14 (20) | 3:31:15 (21) | | | | | 25:32 |
| | | | | | | | | 22:15 | 22:24 | 22:25 | 22:39 | 23:24 | 23:57 | 25:19 | 26:01 | | | | | |
| 22 | 1975 | GARCIA Luis Fernando | GUA | 13 SEP 1974 | 3:56:58 | 19:49 | | | | | | | | | | | | | | SB |
| | | | | | | | 23:01 (19) | 46:10 (22) | 1:09:15 (28) | 1:32:12 (28) | 1:55:32 (27) | 2:18:45 (26) | 2:42:40 (26) | 3:06:51 (23) | 3:31:38 (22) | | | | | 25:20 |
| | | | | | | | | 23:09 | 23:05 | 22:57 | 23:20 | 23:13 | 23:55 | 24:11 | 24:47 | | | | | |
| 23 | 2453 | FLORES Mario Ivan | MEX | 28 FEB 1979 | 3:58:04 | 20:55 | | | | | | | | | | | | | | > |
| | | | | | | | 23:02 (21) | 45:30 (13) | 1:08:02 (11) | 1:30:53 (11) | 1:53:23 (13) | 2:16:20 (18) | 2:39:55 (16) | 3:04:37 (19) | 3:33:29 (24) | | | | | 24:35 |
| | | | | | | | | 22:28 | 22:32 | 22:51 | 22:30 | 22:57 | 23:35 | 24:42 | 28:52 | | | | | |
| 24 | 3094 | BUDZA Sergiy | UKR | 6 DEC 1984 | 3:58:21 | 21:12 | | | | | | | | | | | | | | PB |
| | | | | | | | 23:33 (32) | 46:53 (37) | 1:10:15 (36) | 1:33:22 (35) | 1:57:04 (36) | 2:20:16 (34) | 2:44:07 (29) | 3:08:49 (29) | 3:33:32 (26) | | | | | 24:49 |
| | | | | | | | | 23:20 | 23:22 | 23:07 | 23:42 | 23:12 | 23:51 | 24:42 | 24:43 | | | | | |
| 25 | 1553 | QUINDE Fausto | ECU | 13 FEB 1976 | 3:59:28 | 22:19 | | | | | | | | | | | | | | PB |
| | | | | | | | 24:03 (49) | 47:44 (46) | 1:11:05 (41) | 1:33:55 (37) | 1:56:28 (33) | 2:19:19 (28) | 2:43:20 (28) | 3:08:31 (28) | 3:34:00 (27) | | | | | 25:28 |
| | | | | | | | | 23:41 | 23:21 | 22:50 | 22:33 | 22:51 | 24:01 | 25:11 | 25:29 | | | | | |



DETAILED RESULTS
详细比赛成绩 / RÉSULTATS DÉTAILLÉS

| Rank | Bib | Name | NOC Code | Date of Birth | Result | Time Behind | | | | | | | | | | | | | | | | | |
|------|------|----------------------------------|----------|---------------|----------------|-------------|------------|--------------|--------------|--------------|--------------|--------------|--------------|--------------|------|--|--|--|--|--|--|-------|----|
| | | | | | | | 5km | 10km | 15km | 20km | 25km | 30km | 35km | 40km | 45km | | | | | | | | |
| 26 | 1609 | PEREZ Santiago | ESP | 15 JAN 1972 | 3:59:41 | 22:32 | | | | | | | | | | | | | | | | SB | |
| | | | | | | 23:33 (31) | 46:39 (34) | 1:09:13 (26) | 1:32:12 (27) | 1:55:31 (25) | 2:18:45 (25) | 2:42:27 (24) | 3:07:23 (26) | 3:33:14 (23) | | | | | | | | | |
| | | | | | | 23:06 | 22:34 | 22:59 | 23:19 | 23:14 | 23:42 | 24:56 | 25:51 | | | | | | | | | 26:27 | |
| 27 | 3099 | SHELEST Oleksiy | UKR | 27 MAR 1973 | 3:59:46 | 22:37 | | | | | | | | | | | | | | | | | |
| | | | | | | 23:42 (39) | 46:53 (36) | 1:10:15 (35) | 1:33:16 (34) | 1:56:20 (30) | 2:19:35 (31) | 2:42:42 (27) | 3:07:00 (25) | 3:33:30 (25) | | | | | | | | | |
| | | | | | | 23:11 | 23:22 | 23:01 | 23:04 | 23:15 | 23:07 | 24:18 | 26:30 | | | | | | | | | 26:16 | |
| 28 | 1763 | RIVA Eddy | FRA | 17 APR 1973 | 4:00:49 | 23:40 > | | | | | | | | | | | | | | | | | |
| | | | | | | 23:32 (29) | 46:39 (33) | 1:09:28 (32) | 1:32:28 (31) | 1:55:32 (26) | 2:18:45 (24) | 2:42:08 (21) | 3:06:53 (24) | 3:34:44 (29) | | | | | | | | | |
| | | | | | | 23:07 | 22:49 | 23:00 | 23:04 | 23:13 | 23:23 | 24:45 | 27:51 | | | | | | | | | 26:05 | |
| 29 | 2219 | TANII Takayuki | JPN | 14 FEB 1983 | 4:01:37 | 24:28 ~ | | | | | | | | | | | | | | | | | |
| | | | | | | 23:32 (30) | 46:52 (35) | 1:10:15 (34) | 1:33:13 (33) | 1:56:20 (31) | 2:19:24 (30) | 2:42:33 (25) | 3:07:34 (27) | 3:34:18 (28) | | | | | | | | | |
| | | | | | | 23:20 | 23:23 | 22:58 | 23:07 | 23:04 | 23:09 | 25:01 | 26:44 | | | | | | | | | 27:19 | |
| 30 | 2896 | FILIPOVIC Nenad | SRB | 5 OCT 1978 | 4:02:16 | 25:07 | | | | | | | | | | | | | | | | | PB |
| | | | | | | 23:43 (40) | 47:26 (43) | 1:11:24 (44) | 1:35:05 (41) | 1:58:36 (39) | 2:22:24 (39) | 2:46:13 (32) | 3:10:15 (30) | 3:35:59 (30) | | | | | | | | | |
| | | | | | | 23:43 | 23:58 | 23:41 | 23:31 | 23:48 | 23:49 | 24:02 | 25:44 | | | | | | | | | 26:17 | |
| 31 | 2311 | KIM Dong-young | KOR | 6 MAR 1980 | 4:02:32 | 25:23 > | | | | | | | | | | | | | | | | | |
| | | | | | | 23:44 (41) | 47:07 (40) | 1:10:45 (38) | 1:34:12 (40) | 1:57:45 (38) | 2:21:32 (36) | 2:45:39 (31) | 3:10:50 (32) | 3:36:49 (31) | | | | | | | | | |
| | | | | | | 23:23 | 23:38 | 23:27 | 23:33 | 23:47 | 24:07 | 25:11 | 25:59 | | | | | | | | | 25:43 | |
| 32 | 2365 | SUSKEVICIUS Tadas | LTU | 22 MAY 1985 | 4:02:45 | 25:36 | | | | | | | | | | | | | | | | | |
| | | | | | | 24:25 (57) | 48:59 (56) | 1:13:14 (52) | 1:36:59 (47) | 2:00:01 (41) | 2:23:54 (41) | 2:48:06 (38) | 3:12:26 (35) | 3:37:39 (33) | | | | | | | | | |
| | | | | | | 24:34 | 24:15 | 23:45 | 23:02 | 23:53 | 24:12 | 24:20 | 25:13 | | | | | | | | | 25:06 | |
| 33 | 3028 | GHOULA Hatem | TUN | 7 JUN 1973 | 4:03:47 | 26:38 ~ | | | | | | | | | | | | | | | | | |
| | | | | | | 22:58 (14) | 45:30 (19) | 1:08:14 (13) | 1:31:14 (19) | 1:54:39 (22) | 2:19:44 (32) | 2:45:19 (30) | 3:10:47 (31) | 3:37:06 (32) | | | | | | | | | |
| | | | | | | 22:32 | 22:44 | 23:00 | 23:25 | 25:05 | 25:35 | 25:28 | 26:19 | | | | | | | | | 26:41 | |
| 34 | 1429 | MORENO Rodrigo | COL | 29 APR 1966 | 4:03:52 | 26:43 ~ | | | | | | | | | | | | | | | | | |
| | | | | | | 24:03 (51) | 47:44 (47) | 1:11:40 (46) | 1:36:10 (43) | 2:00:14 (42) | 2:24:23 (42) | 2:48:57 (40) | 3:13:48 (37) | 3:38:50 (36) | | | | | | | | | |
| | | | | | | 23:41 | 23:56 | 24:30 | 24:04 | 24:09 | 24:34 | 24:51 | 25:02 | | | | | | | | | 25:02 | |
| 35 | 2931 | BATOVSKY Milos | SVK | 26 MAY 1979 | 4:06:30 | 29:21 | | | | | | | | | | | | | | | | | |
| | | | | | | 24:18 (55) | 48:16 (52) | 1:12:09 (47) | 1:36:06 (42) | 1:59:41 (40) | 2:23:22 (40) | 2:47:01 (36) | 3:11:38 (33) | 3:37:58 (34) | | | | | | | | | |
| | | | | | | 23:58 | 23:53 | 23:57 | 23:35 | 23:41 | 23:39 | 24:37 | 26:20 | | | | | | | | | 28:32 | |
| 36 | 1556 | MORENO Xavier | ECU | 15 NOV 1979 | 4:07:04 | 29:55 | | | | | | | | | | | | | | | | | |
| | | | | | | 23:01 (18) | 45:31 (21) | 1:08:15 (15) | 1:31:03 (17) | 1:54:55 (24) | 2:20:12 (33) | 2:46:45 (33) | 3:12:07 (34) | 3:38:44 (35) | | | | | | | | | |
| | | | | | | 22:30 | 22:44 | 22:48 | 23:52 | 25:17 | 26:33 | 25:22 | 26:37 | | | | | | | | | 28:20 | |
| 37 | 1954 | STEFANOPOULOS Konstadinos | GRE | 11 JUL 1984 | 4:07:53 | 30:44 > | | | | | | | | | | | | | | | | | |
| | | | | | | 24:11 (53) | 48:47 (55) | 1:13:26 (53) | 1:38:02 (50) | 2:02:35 (46) | 2:27:08 (45) | 2:51:37 (43) | 3:15:35 (39) | 3:40:46 (38) | | | | | | | | | |
| | | | | | | 24:36 | 24:39 | 24:36 | 24:33 | 24:33 | 24:29 | 23:58 | 25:11 | | | | | | | | | 27:07 | |
| 38 | 1311 | BERRETT Tim | CAN | 23 JAN 1965 | 4:08:18 | 31:09 | | | | | | | | | | | | | | | | | |
| | | | | | | 23:14 (25) | 46:33 (28) | 1:09:58 (33) | 1:33:27 (36) | 1:57:09 (37) | 2:21:40 (37) | 2:46:50 (34) | 3:12:57 (36) | 3:40:28 (37) | | | | | | | | | |
| | | | | | | 23:19 | 23:25 | 23:29 | 23:42 | 24:31 | 25:10 | 26:07 | 27:31 | | | | | | | | | 27:50 | |



DETAILED RESULTS
详细比赛成绩 / RÉSULTATS DÉTAILLÉS

| Rank | Bib | Name | NOC Code | Date of Birth | Result | Time Behind | | | | | | | | | | | | | | |
|------|------|--------------------------|----------|---------------|---------|-------------|------------|------------|--------------|--------------|--------------|--------------|--------------|--------------|--------------|--|-------|--|--|--|
| | | | | | | | 5km | 10km | 15km | 20km | 25km | 30km | 35km | 40km | 45km | | | | | |
| 39 | 3163 | DUNN Phillip | USA | 12 JUN 1971 | 4:08:32 | 31:23 | | | | | | | | | | | | | | |
| | | | | | | | 24:57 (59) | 49:50 (57) | 1:14:29 (56) | 1:39:17 (52) | 2:04:08 (51) | 2:29:10 (49) | 2:54:05 (45) | 3:18:43 (44) | 3:43:33 (40) | | 24:59 | | | |
| | | | | | | | | 24:53 | 24:39 | 24:48 | 24:51 | 25:02 | 24:55 | 24:38 | 24:50 | | | | | |
| 40 | 2670 | CARDOSO Augusto | POR | 13 DEC 1970 | 4:09:00 | 31:51 | | | | | | | | | | | | | | |
| | | | | | | | 24:03 (47) | 48:01 (49) | 1:12:18 (50) | 1:36:43 (46) | 2:01:20 (44) | 2:26:08 (44) | 2:51:11 (42) | 3:17:09 (43) | 3:43:36 (41) | | 25:24 | | | |
| | | | | | | | | 23:58 | 24:17 | 24:25 | 24:37 | 24:48 | 25:03 | 25:58 | 26:27 | | | | | |
| 41 | 1245 | dos SANTOS Jr Mario Jose | BRA | 10 SEP 1979 | 4:10:25 | 33:16 | | | | | | | | | | | | | | |
| | | | | | | | 24:17 (54) | 48:45 (54) | 1:13:26 (54) | 1:38:07 (51) | 2:02:35 (47) | 2:27:08 (46) | 2:51:39 (44) | 3:16:38 (42) | 3:43:17 (39) | | 27:08 | | | |
| | | | | | | | | 24:28 | 24:41 | 24:41 | 24:28 | 24:33 | 24:31 | 24:59 | 26:39 | | | | | |
| 42 | 2329 | JANEVICS Ingus | LAT | 29 APR 1986 | 4:12:45 | 35:36 | | | | | | | | | | | | | | |
| | | | | | | | 23:01 (20) | 45:30 (20) | 1:08:15 (18) | 1:31:02 (16) | 1:53:58 (17) | 2:18:30 (22) | 2:46:52 (35) | 3:16:30 (41) | 3:46:06 (44) | | 26:39 | | | |
| | | | | | | | | 22:29 | 22:45 | 22:47 | 22:56 | 24:32 | 28:22 | 29:38 | 29:36 | | | | | |
| 43 | 1161 | STSEPANCHUK Andrei | BLR | 12 JUN 1979 | 4:14:09 | 37:00 > | | | | | | | | | | | | | | |
| | | | | | | | 23:06 (23) | 45:30 (17) | 1:08:16 (20) | 1:31:23 (20) | 1:56:26 (32) | 2:22:12 (38) | 2:48:46 (39) | 3:14:59 (38) | 3:44:52 (42) | | 29:17 | | | |
| | | | | | | | | 22:24 | 22:46 | 23:07 | 25:03 | 25:46 | 26:34 | 26:13 | 29:53 | | | | | |
| 44 | 2047 | COSTIN Jamie | IRL | 1 JUN 1977 | 4:15:16 | 38:07 | | | | | | | | | | | | | | |
| | | | | | | | 24:03 (50) | 48:01 (50) | 1:12:13 (48) | 1:36:10 (44) | 2:00:15 (43) | 2:24:35 (43) | 2:49:46 (41) | 3:15:53 (40) | 3:45:00 (43) | | 30:16 | | | |
| | | | | | | | | 23:58 | 24:12 | 23:57 | 24:05 | 24:20 | 25:11 | 26:07 | 29:07 | | | | | |
| 45 | 1510 | BILEK Roman | CZE | 29 SEP 1967 | 4:18:32 | 41:23 | | | | | | | | | | | | | | |
| | | | | | | | 24:49 (58) | 49:50 (58) | 1:14:29 (55) | 1:39:17 (53) | 2:04:08 (50) | 2:29:15 (50) | 2:55:17 (46) | 3:22:34 (45) | 3:50:32 (45) | | 28:00 | | | |
| | | | | | | | | 25:01 | 24:39 | 24:48 | 24:51 | 25:07 | 26:02 | 27:17 | 27:58 | | | | | |
| 46 | 1992 | CZUKOR Zoltan | HUN | 18 DEC 1962 | 4:20:07 | 42:58 > | | | | | | | | | | | | | | |
| | | | | | | | 24:08 (52) | 48:39 (53) | 1:13:12 (51) | 1:37:47 (49) | 2:02:43 (48) | 2:28:39 (48) | 2:55:38 (48) | 3:23:39 (46) | 3:51:52 (46) | | 28:15 | | | |
| | | | | | | | | 24:31 | 24:33 | 24:35 | 24:56 | 25:56 | 26:59 | 28:01 | 28:13 | | | | | |
| 47 | 2946 | VERKIN Kazimir | SVK | 27 MAR 1972 | 4:21:26 | 44:17 > | | | | | | | | | | | | | | |
| | | | | | | | 23:57 (45) | 48:01 (51) | 1:12:17 (49) | 1:37:30 (48) | 2:02:19 (45) | 2:28:01 (47) | 2:55:31 (47) | 3:25:43 (47) | 3:53:56 (47) | | 27:30 | | | |
| | | | | | | | | 24:04 | 24:16 | 25:13 | 24:49 | 25:42 | 27:30 | 30:12 | 28:13 | | | | | |
| 3123 | | KAZANIN Oleksiy | UKR | 22 MAY 1982 | DNF | | | | | | | | | | | | | | | |
| | | | | | | | 23:14 (26) | 46:26 (26) | 1:09:15 (30) | 1:32:13 (29) | 1:56:07 (29) | 2:20:32 (35) | 2:47:21 (37) | | | | | | | |
| | | | | | | | | 23:12 | 22:49 | 22:58 | 23:54 | 24:25 | 26:49 | | | | | | | |
| 1732 | | DINIZ Yohan | FRA | 1 JAN 1978 | DNF | | | | | | | | | | | | | | | |
| | | | | | | | 22:41 (2) | 44:40 (7) | 1:06:16 (5) | 1:27:46 (5) | 1:49:27 (5) | 2:12:26 (5) | | | | | | | | |
| | | | | | | | | 21:59 | 21:36 | 21:30 | 21:41 | 22:59 | | | | | | | | |
| 2532 | | NYMARK Trond | NOR | 28 DEC 1976 | DNF | | | | | | | | | | | | | | | |
| | | | | | | | 22:57 (13) | 45:30 (16) | 1:08:16 (19) | 1:31:05 (18) | 1:53:56 (16) | 2:17:13 (19) | | | | | | | | |
| | | | | | | | | 22:33 | 22:46 | 22:49 | 22:51 | 23:17 | | | | | | | | |
| 2363 | | SKARNULIS Donatas | LTU | 21 OCT 1977 | DNF | >> | | | | | | | | | | | | | | |
| | | | | | | | 24:03 (48) | 47:45 (48) | 1:11:38 (45) | 1:36:30 (45) | 2:03:16 (49) | | | | | | | | | |
| | | | | | | | | 23:42 | 23:53 | 24:52 | 26:46 | | | | | | | | | |



DETAILED RESULTS
详细比赛成绩 / RÉSULTATS DÉTAILLÉS

| Rank | Bib | Name | NOC Code | Date of Birth | Result | Time Behind | | | | | | | | | | | | | | |
|------|-----|--------------------------|----------|---------------|------------|-------------|------------|--------------|--------------|------|------|------|------|------|------|--|--|--|--|--|
| | | | | | | | 5km | 10km | 15km | 20km | 25km | 30km | 35km | 40km | 45km | | | | | |
| 3327 | | KIRDYAPKIN Sergey | RUS | 16 JAN 1980 | DNF | | | | | | | | | | | | | | | |
| | | | | | | 22:56 (12) | 45:15 (12) | 1:08:03 (12) | 1:31:25 (21) | | | | | | | | | | | |
| | | | | | | | 22:19 | 22:48 | 23:22 | | | | | | | | | | | |
| 1060 | | RUTTER Adam | AUS | 24 DEC 1986 | DNF | | | | | | | | | | | | | | | |
| | | | | | | 22:51 (9) | 44:39 (2) | | | | | | | | | | | | | |
| | | | | | | | 21:48 | | | | | | | | | | | | | |
| 2939 | | KORCOK Peter | SVK | 12 AUG 1974 | DNF | | | | | | | | | | | | | | | |
| | | | | | | 23:57 (44) | 47:29 (44) | | | | | | | | | | | | | |
| | | | | | | | 23:32 | | | | | | | | | | | | | |
| 2571 | | BRZOWSKI Artur | POL | 29 MAR 1985 | DQ | >>> | | | | | | | | | | | | | | |
| | | | | | | 23:41 (37) | 47:06 (39) | 1:10:53 (39) | | | | | | | | | | | | |
| | | | | | | | 23:25 | 23:47 | | | | | | | | | | | | |
| 2088 | | CAFAGNA Diego | ITA | 9 JUL 1975 | DQ | >>> | | | | | | | | | | | | | | |
| | | | | | | 23:42 (38) | 47:26 (42) | 1:11:24 (43) | | | | | | | | | | | | |
| | | | | | | | 23:44 | 23:58 | | | | | | | | | | | | |
| 2044 | | GRIFFIN Colin | IRL | 8 MAR 1982 | DQ | >~> | | | | | | | | | | | | | | |
| | | | | | | 23:41 (36) | 47:06 (38) | 1:10:32 (37) | | | | | | | | | | | | |
| | | | | | | | 23:25 | 23:26 | | | | | | | | | | | | |
| 1576 | | MIRA Salvador | ESA | 23 AUG 1984 | DQ | >~> | | | | | | | | | | | | | | |
| | | | | | | 23:49 (42) | 46:35 (30) | 1:09:13 (27) | 1:32:16 (30) | | | | | | | | | | | |
| | | | | | | | 22:46 | 22:38 | 23:03 | | | | | | | | | | | |
| 2362 | | SKARNULIS Darius | LTU | 21 OCT 1977 | DQ | >~> | | | | | | | | | | | | | | |
| | | | | | | 24:18 (56) | | | | | | | | | | | | | | |
| 2764 | | EROKHIN Igor | RUS | 4 SEP 1985 | DNS | | | | | | | | | | | | | | | |
| | | | | | | | | | | | | | | | | | | | | |
| 2663 | | VIEIRA Joao | POR | 20 FEB 1976 | DNS | | | | | | | | | | | | | | | |
| | | | | | | | | | | | | | | | | | | | | |

Weather conditions

Start of race:
End of race:

Temperature

19°C
28°C

Humidity

97%
57%

Conditions

Sunny
Sunny

Legend:

| | | | | | | | |
|-----------|-----------------|------------|----------------|------------|---------------|-----------|--------------|
| > | Bent knee | DNF | Did not Finish | DNS | Did not Start | DQ | Disqualified |
| NR | National Record | OR | Olympic Record | PB | Personal Best | SB | Season Best |
| ~ | Loss of contact | | | | | | |



NATIONAL STADIUM
国家体育场
STADE NATIONAL

FRI 星期五 VEN
22 AUG 2008
7:30

ATHLETICS
田径 / ATHLÉTISME

MEN'S 50km WALK
男子50公里竞走 / 50km MARCHE - HOMMES



RESULTS

比赛成绩 / RÉSULTATS

| | | | | | |
|-----------------------|----------------|----------------------------|-----|------------------|-------------|
| WORLD RECORD | 3:34:14 | NIZHEGORODOV Denis | RUS | Cheboksary (RUS) | 11 MAY 2008 |
| OLYMPIC RECORD | 3:38:29 | IVANENKO Vyacheslav | URS | Seoul (KOR) | 30 SEP 1988 |

| Rank | Bib | Name | NOC Code | Date of Birth | Result | Time Behind | |
|------|------|---------------------------|----------|---------------|----------------|-------------|----|
| 1 | 2102 | SCHWAZER Alex | ITA | 26 DEC 1984 | 3:37:09 | ~ | OR |
| 2 | 1055 | TALLENT Jared | AUS | 17 OCT 1984 | 3:39:27 | 2:18 > | PB |
| 3 | 2777 | NIZHEGORODOV Denis | RUS | 26 JUL 1980 | 3:40:14 | 3:05 ~> | |
| 4 | 1611 | GARCIA Jesus Angel | ESP | 1 OCT 1969 | 3:44:08 | 6:59 ~> | SB |
| 5 | 2531 | TYSSE Erik | NOR | 4 DEC 1980 | 3:45:08 | 7:59 | PB |
| 6 | 2433 | NAVA Horacio | MEX | 20 JAN 1982 | 3:45:21 | 8:12 | PB |
| 7 | 2220 | YAMAZAKI Yuki | JPN | 16 JAN 1984 | 3:45:47 | 8:38 ~ | |
| 8 | 2580 | FEDACZYNSKI Rafal | POL | 3 DEC 1980 | 3:46:51 | 9:42 | PB |
| 9 | 2614 | SUDOL Grzegorz | POL | 28 AUG 1978 | 3:47:18 | 10:09 >> | |
| 10 | 1064 | ADAMS Luke | AUS | 22 OCT 1976 | 3:47:45 | 10:36 | PB |
| 11 | 2665 | PEREIRA Antonio | POR | 10 JUL 1975 | 3:48:12 | 11:03 | NR |
| 12 | 1866 | HOHNE Andre | GER | 10 MAR 1978 | 3:49:52 | 12:43 >> | |
| 13 | 1612 | ODRIOZOLA Mikel | ESP | 25 MAY 1973 | 3:51:30 | 14:21 | |
| 14 | 1381 | LI Jianbo | CHN | 14 NOV 1986 | 3:52:20 | 15:11 | |
| 15 | 1688 | KINNUNEN Jarkko | FIN | 19 JAN 1984 | 3:52:25 | 15:16 | PB |
| 16 | 2331 | KAZAKEVICS Igras | LAT | 17 APR 1980 | 3:52:38 | 15:29 ~ | PB |
| 17 | 1389 | SI Tianfeng | CHN | 17 JUN 1984 | 3:52:58 | 15:49 | |
| 18 | 2454 | SANCHEZ Jesus | MEX | 23 MAR 1976 | 3:52:58 | 15:49 ~~ | |
| 19 | 2093 | de LUCA Marco | ITA | 12 MAY 1981 | 3:54:47 | 17:38 | |
| 20 | 1687 | KEMPAS Antti | FIN | 3 OCT 1980 | 3:55:19 | 18:10 | PB |
| 21 | 1382 | ZHAO Chengliang | CHN | 1 JUN 1984 | 3:56:47 | 19:38 ~~ | |
| 22 | 1975 | GARCIA Luis Fernando | GUA | 13 SEP 1974 | 3:56:58 | 19:49 > | SB |
| 23 | 2453 | FLORES Mario Ivan | MEX | 28 FEB 1979 | 3:58:04 | 20:55 > | |
| 24 | 3094 | BUDZA Sergiy | UKR | 6 DEC 1984 | 3:58:21 | 21:12 | PB |
| 25 | 1553 | QUINDE Fausto | ECU | 13 FEB 1976 | 3:59:28 | 22:19 | PB |
| 26 | 1609 | PEREZ Santiago | ESP | 15 JAN 1972 | 3:59:41 | 22:32 | SB |
| 27 | 3099 | SHELEST Oleksiy | UKR | 27 MAR 1973 | 3:59:46 | 22:37 | |
| 28 | 1763 | RIVA Eddy | FRA | 17 APR 1973 | 4:00:49 | 23:40 > | |
| 29 | 2219 | TANII Takayuki | JPN | 14 FEB 1983 | 4:01:37 | 24:28 ~~ | |
| 30 | 2896 | FILIPOVIC Nenad | SRB | 5 OCT 1978 | 4:02:16 | 25:07 | PB |
| 31 | 2311 | KIM Dong-young | KOR | 6 MAR 1980 | 4:02:32 | 25:23 > | |
| 32 | 2365 | SUSKEVICIUS Tadas | LTU | 22 MAY 1985 | 4:02:45 | 25:36 | |
| 33 | 3028 | GHOULA Hatem | TUN | 7 JUN 1973 | 4:03:47 | 26:38 ~ | |
| 34 | 1429 | MORENO Rodrigo | COL | 29 APR 1966 | 4:03:52 | 26:43 ~ | |
| 35 | 2931 | BATOVSKY Milos | SVK | 26 MAY 1979 | 4:06:30 | 29:21 | |
| 36 | 1556 | MORENO Xavier | ECU | 15 NOV 1979 | 4:07:04 | 29:55 | |
| 37 | 1954 | STEFANOPOULOS Konstadinos | GRE | 11 JUL 1984 | 4:07:53 | 30:44 > | |
| 38 | 1311 | BERRETT Tim | CAN | 23 JAN 1965 | 4:08:18 | 31:09 | |
| 39 | 3163 | DUNN Phillip | USA | 12 JUN 1971 | 4:08:32 | 31:23 | |
| 40 | 2670 | CARDOSO Augusto | POR | 13 DEC 1970 | 4:09:00 | 31:51 | |
| 41 | 1245 | dos SANTOS Jr Mario Jose | BRA | 10 SEP 1979 | 4:10:25 | 33:16 | |
| 42 | 2329 | JANEVICS Ingus | LAT | 29 APR 1986 | 4:12:45 | 35:36 | |
| 43 | 1161 | STSEPANCHUK Andrei | BLR | 12 JUN 1979 | 4:14:09 | 37:00 > | |
| 44 | 2047 | COSTIN Jamie | IRL | 1 JUN 1977 | 4:15:16 | 38:07 | |
| 45 | 1510 | BILEK Roman | CZE | 29 SEP 1967 | 4:18:32 | 41:23 | |
| 46 | 1992 | CZUKOR Zoltan | HUN | 18 DEC 1962 | 4:20:07 | 42:58 > | |



NATIONAL STADIUM
国家体育场
STADE NATIONAL

FRI 星期五 VEN
22 AUG 2008
7:30

ATHLETICS
田径 / ATHLÉTISME

MEN'S 50km WALK
男子50公里竞走 / 50km MARCHE - HOMMES



RESULTS

比赛成绩 / RÉSULTATS

| Rank | Bib | Name | NOC Code | Date of Birth | Result | Time Behind |
|------|------|-------------------|----------|---------------|---------|-------------|
| 47 | 2946 | VERKIN Kazimir | SVK | 27 MAR 1972 | 4:21:26 | 44:17 > |
| | 3123 | KAZANIN Oleksiy | UKR | 22 MAY 1982 | DNF | |
| | 1732 | DINIZ Yohan | FRA | 1 JAN 1978 | DNF | |
| | 2532 | NYMARK Trond | NOR | 28 DEC 1976 | DNF | |
| | 2363 | SKARNULIS Donatas | LTU | 21 OCT 1977 | DNF | >> |
| | 3327 | KIRDYAPKIN Sergey | RUS | 16 JAN 1980 | DNF | |
| | 1060 | RUTTER Adam | AUS | 24 DEC 1986 | DNF | |
| | 2939 | KORCOK Peter | SVK | 12 AUG 1974 | DNF | |
| | 2571 | BRZOZOWSKI Artur | POL | 29 MAR 1985 | DQ | >>> |
| | 2088 | CAFAGNA Diego | ITA | 9 JUL 1975 | DQ | >>> |
| | 2044 | GRIFFIN Colin | IRL | 8 MAR 1982 | DQ | >~> |
| | 1576 | MIRA Salvador | ESA | 23 AUG 1984 | DQ | >~~ |
| | 2362 | SKARNULIS Darius | LTU | 21 OCT 1977 | DQ | ~>> |
| | 2764 | EROKHIN Igor | RUS | 4 SEP 1985 | DNS | |
| | 2663 | VIEIRA Joao | POR | 20 FEB 1976 | DNS | |

| Intermediate Times | 5km | 10km | 15km | 20km | 25km | 30km | 35km | 40km | 45km |
|--------------------|---------------------|--------------------------|--------------------------|--------------------------|--------------------|--------------------|---------------------|--------------------|---------------------|
| | 22:40 | 44:39 | 1:06:07 | 1:27:38 | 1:49:00 | 2:10:38 | 2:32:39 | 2:54:36 | 3:15:57 |
| | 2102 | 2777 | 2777 | 2777 | 1055 | 1055 | 2102 | 1055 | 2102 |
| | SCHWAZER Alex (ITA) | NIZHEGORODOV Denis (RUS) | NIZHEGORODOV Denis (RUS) | NIZHEGORODOV Denis (RUS) | TALLEN Jared (AUS) | TALLEN Jared (AUS) | SCHWAZER Alex (ITA) | TALLEN Jared (AUS) | SCHWAZER Alex (ITA) |

Weather conditions
Start of race:
End of race:

Temperature
19°C
28°C

Humidity
97%
57%

Conditions
Sunny
Sunny

| Legend: | |
|---------|-----------------|
| > | Bent knee |
| NR | National Record |
| ~ | Loss of contact |
| DNF | Did not Finish |
| OR | Olympic Record |
| DNS | Did not Start |
| PB | Personal Best |
| DQ | Disqualified |
| SB | Season Best |



NATIONAL STADIUM
国家体育场
STADE NATIONAL

THU 星期四 JEU
21 AUG 2008
20:20

ATHLETICS
田径 / ATHLÉTISME

MEN'S 4 x 100m RELAY
男子4x 100米接力 / RELAIS 4 x 100m - HOMMES

ROUND 1 - HEAT 1/2
第1轮-第1组/2 / 1ER TOUR - 1E SÉRIE/2



RESULTS
比赛成绩 / RÉSULTATS

| | | | | | |
|-----------------------|--------------|----------------------|-----|-----------------|-------------|
| WORLD RECORD | 37.40 | United States | USA | Stuttgart (GER) | 21 AUG 1993 |
| OLYMPIC RECORD | 37.40 | United States | USA | Barcelona (ESP) | 8 AUG 1992 |

| Rank | Bib | NOC | Lane | Reaction Time | Fn | Result |
|----------|------|------------------------------------|----------|---------------|----|-------------------|
| 1 | | TRI - Trinidad & Tobago | 8 | 0.201 | | 38.26 Q |
| | 3017 | BLEDMAN Keston | | | | |
| | 3019 | BURNS Marc | | | | |
| | 3016 | ARMSTRONG Aaron | | | | |
| | 3025 | THOMPSON Richard | | | | |
| 2 | | JPN - Japan | 4 | 0.170 | | 38.52 Q SB |
| | 2222 | TSUKAHARA Naoki | | | | |
| | 2185 | SUETSUGU Shingo | | | | |
| | 2186 | TAKAHIRA Shinji | | | | |
| | 2184 | ASAHARA Nobuharu | | | | |
| 3 | | NED - Netherlands | 3 | 0.185 | | 38.87 Q SB |
| | 2487 | HEISEN Maarten | | | | |
| | 2488 | HOOGMOED Guus | | | | |
| | 2498 | van LUIJK Patrick | | | | |
| | 2486 | DOUGLAS Caimin | | | | |
| 4 | | BRA - Brazil | 2 | 0.182 | | 39.01 |
| | 1231 | MOREIRA Jose Carlos | | | | |
| | 1222 | de BARROS Bruno | | | | |
| | 1238 | LIMA Vicente | | | | |
| | 1237 | VIANA Sandro | | | | |
| | | NGR - Nigeria | 6 | 0.202 | | DNF |
| | 2524 | NGWOGU Onyeabor | | | | |
| | 2503 | METU Obinna | | | | |
| | 2519 | ORIALA Chinedu | | | | |
| | 2520 | EMEDOLU Uchenna | | | | |
| | | POL - Poland | 9 | 0.178 | | DNF |
| | 2631 | NOWAK Marcin Andrzej | | | | |
| | 2574 | CHYLA Lukasz | | | | |
| | 2588 | JEDRUSINSKI Marcin | | | | |
| | 2596 | KUC Dariusz | | | | |
| | | RSA - South Africa | 5 | 0.171 | | DNF |
| | 2740 | DREYER Hannes | | | | |
| | 2735 | JULIUS Leigh | | | | |
| | 2726 | KUMBANE Ishmael | | | | |
| | 2741 | MPUANG Thuso | | | | |
| | | USA - United States | 7 | 0.203 | | DNF |
| | 3200 | MARTIN Rodney | | | | |
| | 3286 | PADGETT Travis | | | | |
| | 3215 | PATTON Darvis | | | | |
| | 3265 | GAY Tyson | | | | |

Qualification: First 3 in each heat (Q) and the next 2 fastest (q) advance to the Final



NATIONAL STADIUM
国家体育场
STADE NATIONAL

THU 星期四 JEU
21 AUG 2008
20:20

ATHLETICS
田径 / ATHLÉTISME

MEN'S 4 x 100m RELAY
男子4x 100米接力 / RELAIS 4 x 100m - HOMMES

ROUND 1 - HEAT 1/2
第1轮-第1组/2 / 1ER TOUR - 1E SÉRIE/2



RESULTS

比赛成绩 / RÉSULTATS

Weather conditions

Temperature: 22 °C Humidity: 83 % Conditions: Light Rain

Note

Team TRI received a warning - IAAF Rule 162.5

Legend:

DNF Did not Finish **Fn** False start **Q** Qualified by place **SB** Season Best



NATIONAL STADIUM
国家体育场
STADE NATIONAL

THU 星期四 JEU
21 AUG 2008
20:30

ATHLETICS
田径 / ATHLÉTISME

MEN'S 4 x 100m RELAY
男子4x 100米接力 / RELAIS 4 x 100m - HOMMES

ROUND 1 - HEAT 2/2
第1轮-第2组/2 / 1ER TOUR - 2E SÉRIE/2



RESULTS

比赛成绩 / RÉSULTATS

| | | | | | |
|-----------------------|--------------|----------------------|-----|-----------------|-------------|
| WORLD RECORD | 37.40 | United States | USA | Stuttgart (GER) | 21 AUG 1993 |
| OLYMPIC RECORD | 37.40 | United States | USA | Barcelona (ESP) | 8 AUG 1992 |

| Rank | Bib | NOC | Lane | Reaction Time | Fn | Result |
|----------|------|----------------------------|----------|---------------|-----------|--------------------|
| 1 | | JAM - Jamaica | 6 | 0.181 | | 38.31 Q SB |
| | 2158 | THOMAS Dwight | | | | |
| | 2148 | FRATER Michael | | | | |
| | 2160 | CARTER Nesta | | | | |
| | 2142 | POWELL Asafa | | | | |
| 2 | | CAN - Canada | 2 | 0.139 | | 38.77 Q |
| | 1315 | PALMER Hank | | | | |
| | 1291 | HENRY Anson | | | | |
| | 1300 | CONNAUGHTON Jared | | | | |
| | 1308 | BROWNE Pierre | | | | |
| 3 | | GER - Germany | 3 | 0.197 | | 38.93 Q |
| | 1900 | UNGER Tobias Benjamin | | | | |
| | 1892 | HELMKE Till | | | | |
| | 1902 | KOSENKOW Alexander | | | | |
| | 1918 | KELLER Martin | | | | |
| 4 | | CHN - China | 9 | 0.172 | | 39.13 q |
| | 1352 | WEN Yongyi | | | | |
| | 1331 | ZHANG Peimeng | | | | |
| | 1366 | LU Bin | | | | |
| | 1355 | HU Kai | | | | |
| 5 | | THA - Thailand | 7 | 0.218 | | 39.40 |
| | 2982 | SUKAPHAI Apinan | | | | |
| | 2992 | DARASURIYONG Siriroj | | | | |
| | 2979 | SUWANNARANGSRI Sompote | | | | |
| | 2980 | SUWONPRATEEP Sittichai | | | | |
| 6 | | FRA - France | 4 | 0.163 | | 39.53 |
| | 1747 | LESOURD Yannick | | | | |
| | 1771 | MBANDJOCK Martial | | | | |
| | 1762 | REYNAERT Manuel | | | | |
| | 1727 | COCO-VILOIN Samuel | | | | |
| | | GBR - Great Britain | 5 | 0.176 | | DQ R 170.14 |
| | 1844 | WILLIAMSON Simeon | | | | |
| | 1801 | EDGAR Tyrone | | | | |
| | 1797 | DEVONISH Marlon | | | | |
| | 1824 | PICKERING Craig | | | | |
| | | ITA - Italy | 8 | 0.153 | F1 | DQ R 170.14 |
| | 2091 | CERUTTI Fabio | | | | |
| | 2092 | COLLIO Simone | | | | |
| | 2124 | di GREGORIO Emanuele | | | | |
| | 2110 | RIPARELLI Jacques | | | | |

Qualification: First 3 in each heat (Q) and the next 2 fastest (q) advance to the Final



NATIONAL STADIUM
国家体育场
STADE NATIONAL

THU 星期四 JEU
21 AUG 2008
20:30

ATHLETICS
田径 / ATHLÉTISME

MEN'S 4 x 100m RELAY
男子4x 100米接力 / RELAIS 4 x 100m - HOMMES

ROUND 1 - HEAT 2/2
第1轮-第2组/2 / 1ER TOUR - 2E SÉRIE/2



RESULTS

比赛成绩 / RÉSULTATS

Weather conditions

Temperature: 21 °C Humidity: 87 % Conditions: Light Rain

Note
IAAF Rule 170.14 - early / late take-over

| | | | | | |
|------------------------|-----------------------|-----------------------------|----------------------------|--|--|
| Legend: | | | | | |
| DQ Disqualified | Fn False start | Q Qualified by place | q Qualified by time | | |
| SB Season Best | | | | | |



NATIONAL STADIUM
国家体育场
STADE NATIONAL

THU 星期四 JEU
21 AUG 2008

ATHLETICS
田径 / ATHLÉTISME

MEN'S 4 x 100m RELAY
男子4x 100米接力 / RELAIS 4 x 100m - HOMMES

ROUND 1
第1轮 / 1ER TOUR



RESULTS SUMMARY

比赛成绩综合 / RÉSUMÉ DES RÉSULTATS

CORRECTED

| | | | | | |
|-----------------------|--------------|----------------------|-----|-----------------|-------------|
| WORLD RECORD | 37.40 | United States | USA | Stuttgart (GER) | 21 AUG 1993 |
| OLYMPIC RECORD | 37.40 | United States | USA | Barcelona (ESP) | 8 AUG 1992 |

| Rank | Name | NOC Code | Heat | Lane | Position | Time | |
|------|-------------------|----------|------|------|----------|-------|----------|
| 1 | Trinidad & Tobago | TRI | 1 | 8 | 1 | 38.26 | Q |
| 2 | Jamaica | JAM | 2 | 6 | 1 | 38.31 | Q SB |
| 3 | Japan | JPN | 1 | 4 | 2 | 38.52 | Q SB |
| 4 | Canada | CAN | 2 | 2 | 2 | 38.77 | Q |
| 5 | Netherlands | NED | 1 | 3 | 3 | 38.87 | Q SB |
| 6 | Germany | GER | 2 | 3 | 3 | 38.93 | Q |
| 7 | Brazil | BRA | 1 | 2 | 4 | 39.01 | q |
| 8 | China | CHN | 2 | 9 | 4 | 39.13 | q |
| 9 | Thailand | THA | 2 | 7 | 5 | 39.40 | |
| 10 | France | FRA | 2 | 4 | 6 | 39.53 | |
| | Nigeria | NGR | 1 | 6 | | DNF | |
| | Poland | POL | 1 | 9 | | DNF | |
| | South Africa | RSA | 1 | 5 | | DNF | |
| | United States | USA | 1 | 7 | | DNF | |
| | Great Britain | GBR | 2 | 5 | | DQ | R 170.14 |
| | Italy | ITA | 2 | 8 | | DQ | R 170.14 |

Qualification: First 3 in each heat (Q) and the next 2 fastest (q) advance to the Final

Note
Team TRI received a warning - IAAF Rule 162.5
IAAF Rule 170.14 - early / late take-over

Bib column removed from report

Legend:
DNF Did not Finish DQ Disqualified Q Qualified by place q Qualified by result
SB Season Best



NATIONAL STADIUM
国家体育场
STADE NATIONAL

FRI 星期五 VEN
22 AUG 2008
22:10

ATHLETICS
田径 / ATHLÉTISME

MEN'S 4 x 100m RELAY
男子4x 100米接力 / RELAIS 4 x 100m - HOMMES

FINAL
决赛 / FINALE



RESULTS

比赛成绩 / RÉSULTATS

CORRECTED

| | | | | | |
|-----------------------|--------------|----------------------|-----|-----------------|-------------|
| WORLD RECORD | 37.40 | United States | USA | Stuttgart (GER) | 21 AUG 1993 |
| OLYMPIC RECORD | 37.40 | United States | USA | Barcelona (ESP) | 8 AUG 1992 |

| Rank | Bib | NOC | Lane | Reaction Time | Fn | Result |
|------|------|------------------------------------|------|---------------|----|--------------------|
| 1 | | JAM - Jamaica | 5 | 0.202 | | 37.10 WR |
| | 2160 | CARTER Nesta | | | | |
| | 2148 | FRATER Michael | | | | |
| | 2163 | BOLT Usain | | | | |
| | 2142 | POWELL Asafa | | | | |
| 2 | | TRI - Trinidad & Tobago | 4 | 0.171 | | 38.06 |
| | 3017 | BLEDMAN Keston | | | | |
| | 3019 | BURNS Marc | | | | |
| | 3020 | CALLENDER Emmanuel | | | | |
| | 3025 | THOMPSON Richard | | | | |
| 3 | | JPN - Japan | 7 | 0.196 | | 38.15 SB |
| | 2222 | TSUKAHARA Naoki | | | | |
| | 2185 | SUETSUGU Shingo | | | | |
| | 2186 | TAKAHIRA Shinji | | | | |
| | 2184 | ASAHARA Nobuharu | | | | |
| 4 | | BRA - Brazil | 3 | 0.151 | | 38.24 SB |
| | 1238 | LIMA Vicente | | | | |
| | 1237 | VIANA Sandro | | | | |
| | 1222 | de BARROS Bruno | | | | |
| | 1231 | MOREIRA Jose Carlos | | | | |
| 5 | | GER - Germany | 9 | 0.204 | | 38.58 |
| | 1900 | UNGER Tobias Benjamin | | | | |
| | 1892 | HELMKE Till | | | | |
| | 1902 | KOSENKOW Alexander | | | | |
| | 1918 | KELLER Martin | | | | |
| 6 | | CAN - Canada | 6 | 0.188 | | 38.66 SB |
| | 1315 | PALMER Hank | | | | |
| | 1291 | HENRY Anson | | | | |
| | 1300 | CONNAUGHTON Jared | | | | |
| | 1308 | BROWNE Pierre | | | | |
| | | CHN - China | 2 | 0.159 | | DQ R 170.14 |
| | 1352 | WEN Yongyi | | | | |
| | 1331 | ZHANG Peimeng | | | | |
| | 1366 | LU Bin | | | | |
| | 1355 | HU Kai | | | | |
| | | NED - Netherlands | 8 | 0.174 | | DQ R 170.14 |
| | 2487 | HEISEN Maarten | | | | |
| | 2488 | HOOGMOED Guus | | | | |
| | 2498 | van LUIJK Patrick | | | | |
| | 2486 | DOUGLAS Caimin | | | | |



NATIONAL STADIUM
 国家体育场
 STADE NATIONAL

FRI 星期五 VEN
 22 AUG 2008
 22:10

ATHLETICS
 田径 / ATHLÉTISME

MEN'S 4 x 100m RELAY
 男子4x 100米接力 / RELAIS 4 x 100m - HOMMES

FINAL
 决赛 / FINALE



RESULTS
 比赛成绩 / RÉSULTATS

CORRECTED

Weather conditions

Temperature: 28 °C Humidity: 60 % Conditions: Partly cloudy

Note
 IAAF Rule 170.14 - early / late take-over

Team NED disqualified due to a decision of the Referee

Legend:
 DQ Disqualified Fn False start SB Season Best WR World Record

Results Progression



MEN'S 4 X 100M RELAY FINAL

National Stadium / FRI 22 AUG 2008

World Record 37.40 United States USA Stuttgart(GER) 21 AUG 1993
Olympic Record 37.40 United States USA Barcelona(ESP) 8 AUG 1992

| Rk | NOC | NOC Name | Phase | Lane | Position | Time | | |
|----|------------|-----------------|-------------|------|----------|-------|-------------|----|
| 1 | <u>JAM</u> | Jamaica | Final | 5 | 1 | 37.10 | | WR |
| | | | Round 1 2/2 | 6 | 1 | 38.31 | Q | SB |
| 2 | <u>TRI</u> | Trinidad&Tobago | Final | 4 | 2 | 38.06 | | |
| | | | Round 1 1/2 | 8 | 1 | 38.26 | Q | |
| 3 | <u>JPN</u> | Japan | Final | 7 | 3 | 38.15 | | SB |
| | | | Round 1 1/2 | 4 | 2 | 38.52 | Q | SB |
| 4 | <u>BRA</u> | Brazil | Final | 3 | 4 | 38.24 | | SB |
| | | | Round 1 1/2 | 2 | 4 | 39.01 | q | |
| 5 | <u>GER</u> | Germany | Final | 9 | 5 | 38.58 | | |
| | | | Round 1 2/2 | 3 | 3 | 38.93 | Q | |
| 6 | <u>CAN</u> | Canada | Final | 6 | 6 | 38.66 | | SB |
| | | | Round 1 2/2 | 2 | 2 | 38.77 | Q | |
| | <u>CHN</u> | China | Final | 2 | | | DQ R 170.14 | |
| | | | Round 1 2/2 | 9 | 4 | 39.13 | q | |
| | <u>NED</u> | Netherlands | Final | 8 | | | DQ R 170.14 | |
| | | | Round 1 1/2 | 3 | 3 | 38.87 | Q | SB |

Legend

AR - Area Record DNF - Did not Finish DNS - Did not Start DQ - Disqualified
 NR - National Record OR - Olympic Record PB - Personal Best Q - Qualified by place
 q - Qualified by result R - IAAF Rule Rk - Rank SB - Season Best
 WJR - World Junior Record WR - World Record =AR - Equal Area Record =NR - Equal National Record
 =OR - Equal Olympic Record =PB - Equalled Personal Best =SB - Equalled Season Best =WJR - Equal World Junior Record
 =WR - Equal World Record

Note

IAAF Rule 170.14 - early / late take-over
 Team NED disqualified due to a decision of the Referee

23:24:23 22 AUG 2008
 ATM401000_C74D 2.1



OFFICIAL COMMUNICATION

官方通告 / COMMUNICATION OFFICIELLE

Item: 9

Final
Men's 4x100m Relay

Due to a decision of the Referee, the team of Netherlands will be disqualified according to the IAAF Rule 170.14 (baton not passed within the take-over zone).

Issued by: Samuel Lopes (ITO) and Wu Tie Qiao (Referee)
Time: 23:04
Date: 22 AUG 2008

This decision affects:

RESULTS
SCHEDULE
OTHER

| |
|---|
| X |
| |
| |

Note: Team Netherland disqualified according to IAAF Rule 170.14



NATIONAL STADIUM
国家体育场
STADE NATIONAL

FRI 星期五 VEN
22 AUG 2008
20:10

ATHLETICS
田径 / ATHLÉTISME

MEN'S 4 x 400m RELAY
男子4x 400米接力 / RELAIS 4 x 400m - HOMMES

ROUND 1 - HEAT 1/2
第1轮-第1组/2 / 1ER TOUR - 1E SÉRIE/2



RESULTS

比赛成绩 / RÉSULTATS

| | | | | | |
|-----------------------|----------------|----------------------|-----|-----------------|-------------|
| WORLD RECORD | 2:54.29 | United States | USA | Stuttgart (GER) | 22 JUL 1993 |
| OLYMPIC RECORD | 2:55.74 | United States | USA | Barcelona (ESP) | 8 AUG 1992 |

| Rank | Bib | NOC | Lane | Reaction Time | | | | Fn | Result |
|----------|------|---------------------------------|----------|---------------|-----|---------|-----|----|---------------------|
| 1 | | USA - United States | 3 | 0.184 | | | | | 2:59.98 Q |
| | 3209 | NEVILLE David | | 44.92 | (1) | | | | |
| | 3149 | CLEMENT Kerron | | 44.50 | (2) | 1:29.42 | (1) | | |
| | 3261 | WITHERSPOON Regi | | 44.63 | (1) | 2:14.05 | (1) | | |
| | 3239 | TAYLOR Angelo | | 45.93 | (8) | | | | |
| 2 | | RUS - Russian Federation | 9 | 0.187 | | | | | 3:00.14 Q NR |
| | 2770 | DYLDIN Maksim | | 45.58 | (4) | | | | |
| | 2804 | FROLOV Vladislav | | 44.88 | (4) | 1:30.46 | (5) | | |
| | 2812 | KOKORIN Anton | | 45.42 | (2) | 2:15.88 | (3) | | |
| | 2768 | ALEXEEV Denis | | 44.26 | (2) | | | | |
| 3 | | BEL - Belgium | 6 | 0.264 | | | | | 3:00.67 Q NR |
| | 1134 | van BRANTEGHEM Cedric | | 45.52 | (3) | | | | |
| | 1123 | BORLEE Jonathan | | 44.74 | (3) | 1:30.26 | (2) | | |
| | 1133 | GHISLAIN Arnaud | | 46.16 | (8) | 2:16.42 | (5) | | |
| | 1124 | BORLEE Kevin | | 44.25 | (1) | | | | |
| 4 | | AUS - Australia | 8 | 0.165 | | | | | 3:00.68 q SB |
| | 1049 | MILBURN Joel | | 44.96 | (2) | | | | |
| | 1072 | ORMROD Mark | | 45.39 | (6) | 1:30.35 | (3) | | |
| | 1054 | STEFFENSEN John | | 45.46 | (3) | 2:15.81 | (2) | | |
| | 1043 | HILL Clinton | | 44.87 | (6) | | | | |
| 5 | | POL - Poland | 7 | 0.240 | | | | | 3:00.74 q SB |
| | 2605 | PLAWGO Marek | | 45.90 | (6) | | | | |
| | 2590 | KLIMCZAK Piotr | | 44.47 | (1) | 1:30.37 | (4) | | |
| | 2589 | KEDZIA Piotr | | 45.95 | (5) | 2:16.32 | (4) | | |
| | 2626 | WIERUSZEWSKI Rafal | | 44.42 | (5) | | | | |
| 6 | | RSA - South Africa | 5 | 0.268 | | | | | 3:01.26 SB |
| | 2724 | SMITH Pieter | | 45.74 | (5) | | | | |
| | 2721 | MOGAWANE Ofentse | | 45.12 | (5) | 1:30.86 | (6) | | |
| | 2733 | MYBURGH Alwyn | | 46.05 | (7) | 2:16.91 | (6) | | |
| | 2734 | van ZYL L.J. | | 44.35 | (3) | | | | |
| 7 | | CUB - Cuba | 4 | 0.266 | | | | | 3:02.24 |
| | 1499 | PEREZ Yunier | | 45.95 | (7) | | | | |
| | 1450 | DIAZ Yunior | | 45.92 | (8) | 1:31.87 | (7) | | |
| | 1486 | COLLAZO Williams | | 46.01 | (6) | 2:17.88 | (8) | | |
| | 1452 | CISNEROS Omar | | 44.36 | (4) | | | | |
| 8 | | FRA - France | 2 | 0.183 | | | | | 3:03.19 |
| | 1769 | VENEL Teddy | | 46.38 | (8) | | | | |
| | 1751 | MBARKE Ydrissa | | 45.69 | (7) | 1:32.07 | (8) | | |
| | 1759 | PANEL Brice | | 45.59 | (4) | 2:17.66 | (7) | | |
| | 1750 | MAUNIER Richard | | 45.53 | (7) | | | | |

Qualification: First 3 in each heat (Q) and the next 2 fastest (q) advance to the Final



NATIONAL STADIUM
国家体育场
STADE NATIONAL

FRI 星期五 VEN
22 AUG 2008
20:10

ATHLETICS
田径 / ATHLÉTISME

MEN'S 4 x 400m RELAY
男子4x 400米接力 / RELAIS 4 x 400m - HOMMES

ROUND 1 - HEAT 1/2
第1轮-第1组/2 / 1ER TOUR - 1E SÉRIE/2



RESULTS

比赛成绩 / RÉSULTATS

Weather conditions

Temperature: 29 °C Humidity: 60 % Conditions: Partly cloudy

individual times added

| | | | |
|----------------|-------------|-----------|--------------------|
| Legend: | | | |
| Fn | False start | NR | National Record |
| SB | Season Best | Q | Qualified by place |
| | | q | Qualified by time |



NATIONAL STADIUM
国家体育场
STADE NATIONAL

FRI 星期五 VEN
22 AUG 2008
20:22

ATHLETICS
田径 / ATHLÉTISME

MEN'S 4 x 400m RELAY
男子4x 400米接力 / RELAIS 4 x 400m - HOMMES

ROUND 1 - HEAT 2/2
第1轮-第2组/2 / 1ER TOUR - 2E SÉRIE/2



RESULTS

比赛成绩 / RÉSULTATS

| | | | | | |
|-----------------------|----------------|----------------------|-----|-----------------|-------------|
| WORLD RECORD | 2:54.29 | United States | USA | Stuttgart (GER) | 22 JUL 1993 |
| OLYMPIC RECORD | 2:55.74 | United States | USA | Barcelona (ESP) | 8 AUG 1992 |

| Rank | Bib | NOC | Lane | Reaction Time | | | | Fn | Result |
|----------|------|------------------------------------|----------|---------------|-----|---------|-----|----|---------------------|
| 1 | | GBR - Great Britain | 5 | 0.250 | | | | | 2:59.33 Q SB |
| | 1838 | STEELE Andrew | | 45.28 | (2) | | | | |
| | 1839 | TOBIN Robert | | 45.08 | (3) | 1:30.36 | (1) | | |
| | 1789 | BINGHAM Michael | | 44.50 | (1) | 2:14.86 | (1) | | |
| | 1830 | ROONEY Martyn | | 44.47 | (2) | | | | |
| 2 | | BAH - Bahamas | 3 | 0.172 | | | | | 2:59.88 Q SB |
| | 1096 | MATHIEU Michael | | 45.59 | (4) | | | | |
| | 1087 | MONCUR Avarid | | 44.94 | (2) | 1:30.53 | (3) | | |
| | 1088 | MILLER Ramon | | 45.10 | (3) | 2:15.63 | (3) | | |
| | 1101 | WILLIAMS Andrae | | 44.25 | (1) | | | | |
| 3 | | JAM - Jamaica | 7 | 0.241 | | | | | 3:00.09 Q SB |
| | 2149 | BLACKWOOD Michael | | 45.34 | (3) | | | | |
| | 2147 | FOTHERGILL Alodin | | 45.14 | (4) | 1:30.48 | (2) | | |
| | 2179 | AYRE Sanjay | | 45.01 | (2) | 2:15.49 | (2) | | |
| | 2166 | CHAMBERS Ricardo | | 44.60 | (3) | | | | |
| 4 | | GER - Germany | 6 | 0.186 | | | | | 3:03.49 |
| | 1882 | KIRCH Simon | | 46.85 | (7) | | | | |
| | 1884 | GABA Kamghe | | 44.41 | (1) | 1:31.26 | (5) | | |
| | 1864 | FALLER Ruwen | | 45.61 | (6) | 2:16.87 | (4) | | |
| | 1904 | SWILLIMS Bastian | | 46.62 | (7) | | | | |
| 5 | | TRI - Trinidad & Tobago | 2 | 0.196 | | | | | 3:04.12 =SB |
| | 3022 | MODIBO Ato | | 45.17 | (1) | | | | |
| | 3014 | TOPPIN Jovon | | 45.92 | (7) | 1:31.09 | (4) | | |
| | 3003 | MILLS Cowin | | 46.60 | (8) | 2:17.69 | (6) | | |
| | 3026 | WAITHE Stan | | 46.43 | (6) | | | | |
| 6 | | JPN - Japan | 4 | 0.195 | | | | | 3:04.18 SB |
| | 2221 | ABIKO Mitsuhiro | | 46.70 | (6) | | | | |
| | 2192 | TAMESUE Dai | | 46.53 | (8) | 1:33.23 | (8) | | |
| | 2187 | HORIGOME Yoshihiro | | 45.33 | (5) | 2:18.56 | (8) | | |
| | 2217 | NARISAKO Kenji | | 45.62 | (4) | | | | |
| 7 | | GRE - Greece | 9 | 0.160 | | | | | 3:04.30 SB |
| | 1961 | DIMOTSIOS Stylianos | | 46.86 | (8) | | | | |
| | 1958 | GRAVALOS Dimitrios | | 45.66 | (5) | 1:32.52 | (7) | | |
| | 1959 | MELACHROINOUDIS Pantelis | | 45.15 | (4) | 2:17.67 | (5) | | |
| | 1964 | ANASTASIOU Konstantinos | | 46.63 | (8) | | | | |
| 8 | | DOM - Dominican Republic | 8 | 0.176 | | | | | 3:04.31 SB |
| | 1550 | SANTA Carlos Yohelin | | 46.50 | (5) | | | | |
| | 1546 | PEGUERO Arismendy | | 45.71 | (6) | 1:32.21 | (6) | | |
| | 1547 | MEJIA Pedro | | 46.31 | (7) | 2:18.52 | (7) | | |
| | 1548 | TAPIA Yoel | | 45.79 | (5) | | | | |

Qualification: First 3 in each heat (Q) and the next 2 fastest (q) advance to the Final



NATIONAL STADIUM
国家体育场
STADE NATIONAL

FRI 星期五 VEN
22 AUG 2008
20:22

ATHLETICS
田径 / ATHLÉTISME

MEN'S 4 x 400m RELAY
男子4x 400米接力 / RELAIS 4 x 400m - HOMMES

ROUND 1 - HEAT 2/2
第1轮-第2组/2 / 1ER TOUR - 2E SÉRIE/2



RESULTS
比赛成绩 / RÉSULTATS

Weather conditions

Temperature: 29 °C Humidity: 60 % Conditions: Partly cloudy

individual times added

Legend:

| | | | |
|------------------------------|-----------------------|-----------------------------|-----------------------|
| =SB Equal Season Best | Fn False start | Q Qualified by place | SB Season Best |
|------------------------------|-----------------------|-----------------------------|-----------------------|



NATIONAL STADIUM
国家体育场
STADE NATIONAL

FRI 星期五 VEN
22 AUG 2008

ATHLETICS
田径 / ATHLÉTISME

MEN'S 4 x 400m RELAY
男子4x 400米接力 / RELAIS 4 x 400m - HOMMES

ROUND 1
第1轮 / 1ER TOUR



RESULTS SUMMARY

比赛成绩综合 / RÉSUMÉ DES RÉSULTATS

| | | | | | |
|-----------------------|----------------|----------------------|-----|-----------------|-------------|
| WORLD RECORD | 2:54.29 | United States | USA | Stuttgart (GER) | 22 JUL 1993 |
| OLYMPIC RECORD | 2:55.74 | United States | USA | Barcelona (ESP) | 8 AUG 1992 |

| Rank | Name | NOC Code | Heat | Lane | Position | Time | | |
|------|--------------------|----------|------|------|----------|----------------|---|-----|
| 1 | Great Britain | GBR | 2 | 5 | 1 | 2:59.33 | Q | SB |
| 2 | Bahamas | BAH | 2 | 3 | 2 | 2:59.88 | Q | SB |
| 3 | United States | USA | 1 | 3 | 1 | 2:59.98 | Q | |
| 4 | Jamaica | JAM | 2 | 7 | 3 | 3:00.09 | Q | SB |
| 5 | Russian Federation | RUS | 1 | 9 | 2 | 3:00.14 | Q | NR |
| 6 | Belgium | BEL | 1 | 6 | 3 | 3:00.67 | Q | NR |
| 7 | Australia | AUS | 1 | 8 | 4 | 3:00.68 | q | SB |
| 8 | Poland | POL | 1 | 7 | 5 | 3:00.74 | q | SB |
| 9 | South Africa | RSA | 1 | 5 | 6 | 3:01.26 | | SB |
| 10 | Cuba | CUB | 1 | 4 | 7 | 3:02.24 | | |
| 11 | France | FRA | 1 | 2 | 8 | 3:03.19 | | |
| 12 | Germany | GER | 2 | 6 | 4 | 3:03.49 | | |
| 13 | Trinidad & Tobago | TRI | 2 | 2 | 5 | 3:04.12 | | =SB |
| 14 | Japan | JPN | 2 | 4 | 6 | 3:04.18 | | SB |
| 15 | Greece | GRE | 2 | 9 | 7 | 3:04.30 | | SB |
| 16 | Dominican Republic | DOM | 2 | 8 | 8 | 3:04.31 | | SB |

Qualification: First 3 in each heat (Q) and the next 2 fastest (q) advance to the Final

| | | | | | |
|----------------|-------------------|----|-----------------|---|---------------------|
| Legend: | | | | | |
| =SB | Equal Season Best | NR | National Record | Q | Qualified by place |
| SB | Season Best | | | q | Qualified by result |



NATIONAL STADIUM
国家体育场
STADE NATIONAL

SAT 星期六 SAM
23 AUG 2008
21:05

ATHLETICS
田径 / ATHLÉTISME

MEN'S 4 x 400m RELAY
男子4x 400米接力 / RELAIS 4 x 400m - HOMMES

FINAL
决赛 / FINALE



RESULTS
比赛成绩 / RÉSULTATS

| | | | | | |
|-----------------------|----------------|----------------------|-----|-----------------|-------------|
| WORLD RECORD | 2:54.29 | United States | USA | Stuttgart (GER) | 22 JUL 1993 |
| OLYMPIC RECORD | 2:55.74 | United States | USA | Barcelona (ESP) | 8 AUG 1992 |

| Rank | Bib | NOC | Lane | Reaction Time | | | | Fn | Result |
|----------|------|---------------------------------|----------|---------------|-----|---------|-----|----|-------------------|
| 1 | | USA - United States | 7 | 0.336 | | | | | 2:55.39 OR |
| | 3205 | MERRITT LaShawn | | 44.35 | (1) | | | | |
| | 3239 | TAYLOR Angelo | | 43.70 | (2) | 1:28.05 | (1) | | |
| | 3209 | NEVILLE David | | 44.16 | (2) | 2:12.21 | (1) | | |
| | 3253 | WARINER Jeremy | | 43.18 | (1) | | | | |
| 2 | | BAH - Bahamas | 5 | 0.297 | | | | | 2:58.03 SB |
| | 1098 | BAIN Andretti | | 45.92 | (6) | | | | |
| | 1096 | MATHIEU Michael | | 44.04 | (3) | 1:29.96 | (3) | | |
| | 1101 | WILLIAMS Andrae | | 44.02 | (1) | 2:13.98 | (3) | | |
| | 1095 | BROWN Christopher | | 44.05 | (4) | | | | |
| 3 | | RUS - Russian Federation | 4 | 0.220 | | | | | 2:58.06 NR |
| | 2770 | DYLDIN Maksim | | 45.52 | (3) | | | | |
| | 2804 | FROLOV Vladislav | | 44.64 | (6) | 1:30.16 | (5) | | |
| | 2812 | KOKORIN Anton | | 44.34 | (3) | 2:14.50 | (4) | | |
| | 2768 | ALEXEEV Denis | | 43.56 | (2) | | | | |
| 4 | | GBR - Great Britain | 6 | 0.246 | | | | | 2:58.81 SB |
| | 1838 | STEELE Andrew | | 45.69 | (5) | | | | |
| | 1839 | TOBIN Robert | | 44.78 | (7) | 1:30.47 | (6) | | |
| | 1789 | BINGHAM Michael | | 44.61 | (6) | 2:15.08 | (6) | | |
| | 1830 | ROONEY Martyn | | 43.73 | (3) | | | | |
| 5 | | BEL - Belgium | 8 | 0.166 | | | | | 2:59.37 NR |
| | 1124 | BORLEE Kevin | | 45.43 | (2) | | | | |
| | 1123 | BORLEE Jonathan | | 43.62 | (1) | 1:29.05 | (2) | | |
| | 1134 | van BRANTEGHEM Cedric | | 44.44 | (5) | 2:13.49 | (2) | | |
| | 1133 | GHISLAIN Arnaud | | 45.88 | (7) | | | | |
| 6 | | AUS - Australia | 2 | 0.212 | | | | | 3:00.02 SB |
| | 1059 | WROE Sean | | 46.07 | (8) | | | | |
| | 1054 | STEFFENSEN John | | 45.26 | (8) | 1:31.33 | (8) | | |
| | 1043 | HILL Clinton | | 44.41 | (4) | 2:15.74 | (8) | | |
| | 1049 | MILBURN Joel | | 44.28 | (5) | | | | |
| 7 | | POL - Poland | 3 | 0.180 | | | | | 3:00.32 SB |
| | 2626 | WIERUSZEWSKI Rafal | | 46.02 | (7) | | | | |
| | 2590 | KLIMCZAK Piotr | | 44.54 | (5) | 1:30.56 | (7) | | |
| | 2589 | KEDZIA Piotr | | 45.10 | (8) | 2:15.66 | (7) | | |
| | 2605 | PLAWGO Marek | | 44.66 | (6) | | | | |
| 8 | | JAM - Jamaica | 9 | 0.196 | | | | | 3:01.45 |
| | 2149 | BLACKWOOD Michael | | 45.60 | (4) | | | | |
| | 2166 | CHAMBERS Ricardo | | 44.47 | (4) | 1:30.07 | (4) | | |
| | 2179 | AYRE Sanjay | | 44.86 | (7) | 2:14.93 | (5) | | |
| | 2164 | SPENCE Lansford | | 46.52 | (8) | | | | |

Weather conditions

Temperature: 30 °C Humidity: 44 % Conditions: Cloudy

individual times added

| | | | | | | |
|----------------|-------------|----|-----------------|----|----------------|----------------|
| Legend: | | | | | | |
| Fn | False start | NR | National Record | OR | Olympic Record | SB Season Best |

Results Progression



MEN'S 4 X 400M RELAY FINAL

National Stadium / SAT 23 AUG 2008

World Record 2: 54.29 United States USA Stuttgart(GER) 22 JUL 1993
Olympic Record 2: 55.74 United States USA Barcelona(ESP) 8 AUG 1992

| Rk | NOC | NOC Name | Phase | Lane | Position | Time | | |
|----|------------|---------------|-------------|------|----------|----------|----------|----|
| 1 | <u>USA</u> | United States | Final | 7 | 1 | 2: 55.39 | | OR |
| | | | Round 1 1/2 | 3 | 1 | 2: 59.98 | Q | |
| 2 | <u>BAH</u> | Bahamas | Final | 5 | 2 | 2: 58.03 | | SB |
| | | | Round 1 2/2 | 3 | 2 | 2: 59.88 | Q | SB |
| 3 | <u>RUS</u> | Russian Fed. | Final | 4 | 3 | 2: 58.06 | | NR |
| | | | Round 1 1/2 | 9 | 2 | 3: 00.14 | Q | NR |
| 4 | <u>GBR</u> | Great Britain | Final | 6 | 4 | 2: 58.81 | | SB |
| | | | Round 1 2/2 | 5 | 1 | 2: 59.33 | Q | SB |
| 5 | <u>BEL</u> | Belgium | Final | 8 | 5 | 2: 59.37 | | NR |
| | | | Round 1 1/2 | 6 | 3 | 3: 00.67 | Q | NR |
| 6 | <u>AUS</u> | Australia | Final | 2 | 6 | 3: 00.02 | | SB |
| | | | Round 1 1/2 | 8 | 4 | 3: 00.68 | q | SB |
| 7 | <u>POL</u> | Poland | Final | 3 | 7 | 3: 00.32 | | SB |
| | | | Round 1 1/2 | 7 | 5 | 3: 00.74 | q | SB |
| 8 | <u>JAM</u> | Jamaica | Final | 9 | 8 | 3: 01.45 | | |
| | | | Round 1 2/2 | 7 | 3 | 3: 00.09 | Q | SB |

Legend

| | | | |
|----------------------------|------------------------------|----------------------------|----------------------------------|
| AR - Area Record | DNF - Did not Finish | DNS - Did not Start | DQ - Disqualified |
| NR - National Record | OR - Olympic Record | PB - Personal Best | Q - Qualified by place |
| q - Qualified by result | R - IAAF Rule | Rk - Rank | SB - Season Best |
| WJR - World Junior Record | WR - World Record | =AR - Equal Area Record | =NR - Equal National Record |
| =OR - Equal Olympic Record | =PB - Equalled Personal Best | =SB - Equalled Season Best | =WJR - Equal World Junior Record |
| =WR - Equal World Record | | | |

21:15:58 23 AUG 2008
 ATM404000_C74D 2.0



NATIONAL STADIUM
国家体育场
STADE NATIONAL

SAT 星期六 SAM
16 AUG 2008

ATHLETICS
田径 / ATHLÉTISME

WOMEN'S 100m
女子100米 / 100 m - FEMMES

ROUND 1
第1轮 / 1ER TOUR



RESULTS

比赛成绩 / RÉSULTATS

CORRECTED

| | | | | | |
|-----------------------|--------------|---------------------------------|-----|------------------------|-------------|
| WORLD RECORD | 10.49 | GRIFFITH-JOYNER Florence | USA | Indianapolis, IN (USA) | 16 JUL 1988 |
| OLYMPIC RECORD | 10.62 | GRIFFITH JOYNER Florence | USA | Seoul (KOR) | 24 SEP 1988 |

HEAT 1 Start Time: 10:50 Wind: -0.8 m/s

| Rank | Bib | Name | NOC Code | Date of Birth | Lane | Reaction Time | Fn | Result |
|------|------|---------------------|----------|---------------|------|---------------|----|---------|
| 1 | 3165 | EDWARDS Torri | USA | 31 JAN 1977 | 1 | 0.169 | | 11.26 Q |
| 2 | 1790 | KWAKYE Jeanette | GBR | 20 MAR 1983 | 8 | 0.142 | | 11.30 Q |
| 3 | 1411 | MANI Myriam Leonie | CMR | 21 MAY 1977 | 3 | 0.151 | | 11.64 Q |
| 4 | 1266 | EFTIMOVA Inna | BUL | 19 JUN 1988 | 2 | 0.189 | | 11.67 |
| 5 | 1333 | WANG Jing | CHN | 26 MAR 1988 | 9 | 0.188 | | 11.87 |
| 6 | 1039 | KHACHIKYAN Ani | ARM | 16 MAR 1991 | 5 | 0.204 | | 12.76 |
| 7 | 2461 | ROZHMAN Ivana | MKD | 14 JUL 1989 | 4 | 0.233 | | 12.92 |
| 8 | 2564 | KOSHIBA Peoria | PLW | 27 JUN 1979 | 7 | 0.174 | | 13.18 |
| 9 | 2550 | AL-YAQOUBI Buthaina | OMA | 31 JAN 1991 | 6 | 0.180 | | 13.90 |

HEAT 2 Start Time: 10:57 Wind: -0.6 m/s

| Rank | Bib | Name | NOC Code | Date of Birth | Lane | Reaction Time | Fn | Result |
|------|------|------------------|----------|---------------|------|---------------|----|------------|
| 1 | 1719 | ARRON Christine | FRA | 13 SEP 1973 | 6 | 0.250 | | 11.37 Q |
| 2 | 3257 | WILLIAMS Lauryn | USA | 11 SEP 1983 | 3 | 0.183 | | 11.38 Q |
| 3 | 2128 | HARRIGAN Tahesia | IVB | 15 FEB 1982 | 8 | 0.188 | | 11.46 Q SB |
| 4 | 1211 | de MOURA Lucimar | BRA | 22 MAR 1974 | 4 | 0.163 | | 11.60 q |
| 5 | 1972 | FLETCHER Sherry | GRN | 17 JAN 1986 | 9 | 0.187 | F1 | 11.65 |
| 6 | 2055 | ABDULRAZAK Dana | IRQ | 3 JAN 1986 | 7 | | | 12.36 PB |
| 7 | 2552 | SIDDIQUI Sadaf | PAK | 27 AUG 1985 | 5 | 0.273 | | 12.41 |
| 8 | 3049 | MANOA Asenate | TUV | 23 MAY 1992 | 2 | 0.205 | | 14.05 NR |

HEAT 3 Start Time: 11:04 Wind: -0.2 m/s

| Rank | Bib | Name | NOC Code | Date of Birth | Lane | Reaction Time | Fn | Result |
|------|------|------------------|----------|---------------|------|---------------|----|----------|
| 1 | 3195 | LEE Muna | USA | 30 OCT 1981 | 8 | 0.219 | | 11.33 Q |
| 2 | 2077 | PISTONE Anita | ITA | 29 OCT 1976 | 1 | 0.179 | | 11.43 Q |
| 3 | 3290 | KHUBBIEVA Guzeli | UZB | 2 MAY 1976 | 5 | 0.142 | | 11.44 Q |
| 4 | 2869 | HODGE Virgil | SKN | 17 NOV 1983 | 3 | 0.194 | | 11.48 q |
| 5 | 2747 | RUSAKOVA Natalia | RUS | 12 DEC 1979 | 9 | 0.201 | | 11.61 q |
| 6 | 1988 | WAN Kin Yee | HKG | 20 JUL 1975 | 7 | 0.151 | | 12.37 |
| 7 | 2563 | GHROUF Gharid | PLE | 12 SEP 1990 | 2 | 0.242 | | 13.07 NR |
| 8 | 3303 | LAPENMAL Elis | VAN | 6 SEP 1987 | 6 | 0.215 | | 13.31 |
| 9 | 2477 | CAMARA Bounkou | MTN | 6 FEB 1988 | 4 | 0.202 | | 13.69 |

HEAT 4 Start Time: 11:11 Wind: -0.4 m/s

| Rank | Bib | Name | NOC Code | Date of Birth | Lane | Reaction Time | Fn | Result |
|------|------|-----------------------|----------|---------------|------|---------------|----|----------|
| 1 | 1092 | STURRUP Chandra | BAH | 12 SEP 1971 | 6 | 0.246 | | 11.30 Q |
| 2 | 3007 | BAPTISTE Kelly-Ann | TRI | 14 OCT 1986 | 5 | 0.204 | | 11.39 Q |
| 3 | 2377 | GRINCICAITE Lina | LTU | 3 MAY 1987 | 3 | 0.168 | | 11.43 Q |
| 4 | 3015 | HACKETT Semoy | TRI | 27 NOV 1988 | 8 | 0.210 | | 11.53 q |
| 5 | 1406 | ALLOU Affoue Amandine | CIV | 29 AUG 1980 | 9 | 0.204 | | 11.75 |
| 6 | 2995 | NAZAROVA Valentina | TKM | 29 SEP 1984 | 7 | 0.247 | | 11.94 |
| 7 | 1285 | SOU Titinda | CAM | 21 AUG 1989 | 4 | 0.183 | | 12.98 PB |
| 8 | 1541 | ALI BOURRALE Fathia | DJI | 14 OCT 1987 | 2 | 0.280 | F1 | 14.29 |



RESULTS
比赛成绩 / RÉSULTATS

CORRECTED

HEAT 5 Start Time: 11:18 Wind: -1.4 m/s

| Rank | Bib | Name | NOC Code | Date of Birth | Lane | Reaction Time | Fn | Result |
|------|------|---------------------|----------|---------------|------|---------------|----|----------|
| 1 | 1129 | GEVAERT Kim | BEL | 5 AUG 1978 | 5 | 0.156 | | 11.33 Q |
| 2 | 1172 | NESTSIARENKA Yuliya | BLR | 15 JUN 1979 | 7 | 0.175 | | 11.40 Q |
| 3 | 3309 | VU Thi Huong | VIE | 7 OCT 1986 | 4 | 0.207 | | 11.65 Q |
| 4 | 2523 | ISMAILA Halimat | NGR | 3 JUL 1984 | 2 | 0.200 | | 11.72 |
| 5 | 2194 | FUKUSHIMA Chisato | JPN | 27 JUN 1988 | 6 | 0.162 | | 11.74 |
| 6 | 3323 | WILLIAMS Sonia | ANT | 28 MAY 1979 | 3 | 0.198 | | 12.04 |
| 7 | 1979 | ALICTO Cora | GUM | 2 AUG 1980 | 9 | 0.199 | | 13.31 PB |
| 8 | 1001 | MUQIMYAR Robina | AFG | 3 JUL 1986 | 8 | 0.263 | | 14.80 |

HEAT 6 Start Time: 11:25 Wind: -0.9 m/s

| Rank | Bib | Name | NOC Code | Date of Birth | Lane | Reaction Time | Fn | Result |
|------|------|----------------------------|----------|---------------|------|---------------|----|----------|
| 1 | 2165 | FRASER Shelly-Ann | JAM | 27 DEC 1986 | 2 | 0.193 | | 11.35 Q |
| 2 | 1927 | ANIM Vida | GHA | 7 DEC 1983 | 5 | 0.170 | | 11.47 Q |
| 3 | 1781 | ZANG-MILAMA Paulette Ruddy | GAB | 6 JUN 1987 | 6 | 0.187 | | 11.62 Q |
| 4 | 1842 | TURNER Laura | GBR | 12 AUG 1982 | 9 | 0.174 | | 11.65 |
| 5 | 2382 | RAMILJAONA Nirinaharifidy | MAD | 26 NOV 1982 | 7 | 0.190 | | 12.07 |
| 6 | 1102 | CLARKE Timicka | BAH | 9 NOV 1980 | 8 | 0.172 | | 12.16 |
| 7 | 1021 | PUJOL Montserrat | AND | 27 APR 1979 | 4 | 0.225 | | 12.73 |
| 8 | 2485 | AGUILERA Jessica | NCA | 26 JUN 1985 | 1 | 0.195 | | 13.15 |
| 9 | 2892 | KWALEA Pauline | SOL | 29 FEB 1988 | 3 | 0.166 | | 13.28 PB |

HEAT 7 Start Time: 11:32 Wind: -0.5 m/s

| Rank | Bib | Name | NOC Code | Date of Birth | Lane | Reaction Time | Fn | Result |
|------|------|---------------------|----------|---------------|------|---------------|----|------------|
| 1 | 1264 | LALOVA Ivet | BUL | 18 MAY 1984 | 2 | 0.162 | | 11.33 Q |
| 2 | 1799 | DOUGLAS Montell | GBR | 24 JAN 1986 | 5 | 0.167 | | 11.36 Q |
| 3 | 1497 | BENAVIDES Virgen | CUB | 13 DEC 1974 | 9 | 0.178 | | 11.45 Q SB |
| 4 | 2513 | IDOKO Franca | NGR | 15 JUN 1985 | 4 | 0.177 | | 11.61 q |
| 5 | 2887 | TAJNIKAR Pia | SLO | 19 SEP 1985 | 3 | 0.181 | | 11.82 |
| 6 | 1430 | FETA Ahamada | COM | 24 JUN 1987 | 8 | 0.172 | | 11.88 |
| 7 | 1782 | TIYANA Fatou | GAM | 24 FEB 1985 | 6 | 0.190 | | 12.25 PB |
| 8 | 1106 | NAZMUN NAHAR Beauty | BAN | 1 JAN 1984 | 7 | 0.190 | | 12.52 |

HEAT 8 Start Time: 11:39 Wind: +1.1 m/s

| Rank | Bib | Name | NOC Code | Date of Birth | Lane | Reaction Time | Fn | Result |
|------|------|------------------------------|----------|---------------|------|---------------|----|------------|
| 1 | 2512 | OSAYOMI Oludamola | NGR | 26 JUN 1986 | 3 | 0.206 | | 11.13 Q |
| 2 | 1094 | FERGUSON-McKENZIE Debbie | BAH | 16 JAN 1976 | 6 | 0.166 | | 11.17 Q |
| 3 | 2592 | KORCZYNSKA Daria | POL | 30 JUL 1981 | 2 | 0.159 | | 11.22 Q PB |
| 4 | 1420 | HINESTROZA Yomara | COL | 20 MAY 1988 | 9 | 0.171 | | 11.39 q |
| 5 | 3012 | SPRINGER-JONES Sasha | TRI | 17 MAR 1978 | 7 | 0.186 | | 11.55 q SB |
| 6 | 2566 | KOIME Mae | PNG | 14 DEC 1983 | 5 | 0.200 | | 11.68 |
| 7 | 1322 | NDIKERT Hinikissia Albertine | CHA | 15 SEP 1992 | 4 | 0.207 | | 12.55 |
| 8 | 1413 | MAGALI Franka | COD | 24 JAN 1990 | 8 | 0.224 | | 12.57 PB |



NATIONAL STADIUM
国家体育场
STADE NATIONAL

SAT 星期六 SAM
16 AUG 2008

ATHLETICS
田径 / ATHLÉTISME

WOMEN'S 100m
女子100米 / 100 m - FEMMES

ROUND 1
第1轮 / 1ER TOUR



RESULTS

比赛成绩 / RÉSULTATS

CORRECTED

HEAT 9 Start Time: 11:46 Wind: -0.6 m/s

| Rank | Bib | Name | NOC Code | Date of Birth | Lane | Reaction Time | Fn | Result |
|------|------|------------------------|----------|---------------|------|---------------|----------------|----------|
| 1 | 2748 | POLYAKOVA Evgeniya | RUS | 29 MAY 1983 | 7 | 0.176 | | 11.24 Q |
| 2 | 1108 | BAILEY Jade | BAR | 10 JUN 1983 | 4 | 0.194 | | 11.46 Q |
| 3 | 2145 | SIMPSON Sherone | JAM | 12 AUG 1984 | 9 | 0.172 | | 11.48 Q |
| 4 | 3066 | POHREBNIAK Natalia | UKR | 19 FEB 1988 | 3 | 0.144 | F ¹ | 11.60 q |
| 5 | 1279 | NAIMOVA Tezdzhazhan | BUL | 1 MAY 1987 | 1 | 0.178 | | 11.70 |
| 6 | 2984 | THAVONCHAROEN Jutamass | THA | 21 DEC 1981 | 6 | 0.188 | | 11.82 SB |
| 7 | 3313 | SAAD Waseelah | YEM | 25 NOV 1989 | 2 | 0.232 | | 13.60 NR |
| 8 | 1779 | IKELAP Maria | FSM | 4 JAN 1987 | 8 | | | 13.73 SB |
| 9 | 2326 | SACKPASEUTH Philaylack | LAO | 30 JUL 1988 | 5 | 0.264 | | 13.86 |

HEAT 10 Start Time: 11:53 Wind: 0.0 m/s

| Rank | Bib | Name | NOC Code | Date of Birth | Lane | Reaction Time | Fn | Result |
|------|------|------------------------|----------|---------------|------|---------------|----|------------|
| 1 | 2178 | STEWART Kerron | JAM | 16 APR 1984 | 4 | 0.197 | | 11.28 Q |
| 2 | 2538 | OKPARAEBO Ezinne | NOR | 3 MAR 1988 | 2 | 0.163 | | 11.32 Q NR |
| 3 | 2064 | JONES-FERRETTE LaVerne | ISV | 16 SEP 1981 | 5 | 0.179 | | 11.41 Q |
| 4 | 3325 | PIERRE Barbara | HAI | 28 APR 1986 | 7 | 0.165 | | 11.52 q |
| 5 | 2853 | MURINOVICH Natalia | RUS | 27 MAY 1985 | 8 | 0.179 | | 11.55 q |
| 6 | 2466 | ATTARD Charlene | MLT | 31 JAN 1987 | 1 | 0.176 | | 12.20 |
| 7 | 2872 | KARGBO Michaela | SLE | 5 JUL 1991 | 3 | 0.231 | | 12.54 |
| 8 | 2468 | MILASEVIC Milena | MNE | 11 FEB 1984 | 9 | 0.218 | | 12.65 |
| 9 | 2502 | THAPA Chandra Kala | NEP | 2 SEP 1980 | 6 | 0.214 | | 13.15 |

Qualification: First 3 in each heat (Q) and the next 10 fastest (q) advance to the Round 2

Weather conditions at the beginning of the 1st heat

Temperature: 29 °C Humidity: 41 % Conditions: Sunny

Note
Warning issued for Bib 1092 and Bib 1972 - rule 162.5 - improper conduct.

Warnings added.

| Legend: | | NR | National Record | PB | Personal Best | Q | Qualified by place |
|---------|-------------------|----|-----------------|----|---------------|---|--------------------|
| Fn | False start | SB | Season Best | | | | |
| q | Qualified by time | | | | | | |



NATIONAL STADIUM
国家体育场
STADE NATIONAL

SAT 星期六 SAM
16 AUG 2008

ATHLETICS
田径 / ATHLÉTISME

WOMEN'S 100m
女子100米 / 100 m - FEMMES

ROUND 1
第1轮 / 1ER TOUR



RESULTS SUMMARY

比赛成绩综合 / RÉSUMÉ DES RÉSULTATS

| | | | | | |
|-----------------------|--------------|---------------------------------|-----|------------------------|-------------|
| WORLD RECORD | 10.49 | GRIFFITH-JOYNER Florence | USA | Indianapolis, IN (USA) | 16 JUL 1988 |
| OLYMPIC RECORD | 10.62 | GRIFFITH JOYNER Florence | USA | Seoul (KOR) | 24 SEP 1988 |

| Rank | Bib | Name | NOC Code | Heat | Lane Position | Wind | Time | | |
|------|------|----------------------------|----------|------|---------------|------|------|---------|----|
| 1 | 2512 | OSAYOMI Oludamola | NGR | 8 | 3 | 1 | +1.1 | 11.13 Q | |
| 2 | 1094 | FERGUSON-McKENZIE Debbie | BAH | 8 | 6 | 2 | +1.1 | 11.17 Q | |
| 3 | 2592 | KORCZYNSKA Daria | POL | 8 | 2 | 3 | +1.1 | 11.22 Q | PB |
| 4 | 2748 | POLYAKOVA Evgeniya | RUS | 9 | 7 | 1 | -0.6 | 11.24 Q | |
| 5 | 3165 | EDWARDS Torri | USA | 1 | 1 | 1 | -0.8 | 11.26 Q | |
| 6 | 2178 | STEWART Kerron | JAM | 10 | 4 | 1 | 0.0 | 11.28 Q | |
| 7 | 1790 | KWAKYE Jeanette | GBR | 1 | 8 | 2 | -0.8 | 11.30 Q | |
| 7 | 1092 | STURRUP Chandra | BAH | 4 | 6 | 1 | -0.4 | 11.30 Q | |
| 9 | 2538 | OKPARAEBE Ezinne | NOR | 10 | 2 | 2 | 0.0 | 11.32 Q | NR |
| 10 | 1129 | GEVAERT Kim | BEL | 5 | 5 | 1 | -1.4 | 11.33 Q | |
| 10 | 1264 | LALOVA Ivet | BUL | 7 | 2 | 1 | -0.5 | 11.33 Q | |
| 10 | 3195 | LEE Muna | USA | 3 | 8 | 1 | -0.2 | 11.33 Q | |
| 13 | 2165 | FRASER Shelly-Ann | JAM | 6 | 2 | 1 | -0.9 | 11.35 Q | |
| 14 | 1799 | DOUGLAS Montell | GBR | 7 | 5 | 2 | -0.5 | 11.36 Q | |
| 15 | 1719 | ARRON Christine | FRA | 2 | 6 | 1 | -0.6 | 11.37 Q | |
| 16 | 3257 | WILLIAMS Lauryn | USA | 2 | 3 | 2 | -0.6 | 11.38 Q | |
| 17 | 3007 | BAPTISTE Kelly-Ann | TRI | 4 | 5 | 2 | -0.4 | 11.39 Q | |
| 17 | 1420 | HINESTROZA Yomara | COL | 8 | 9 | 4 | +1.1 | 11.39 q | |
| 19 | 1172 | NESTSIARENKA Yuliya | BLR | 5 | 7 | 2 | -1.4 | 11.40 Q | |
| 20 | 2064 | JONES-FERRETTE LaVerne | ISV | 10 | 5 | 3 | 0.0 | 11.41 Q | |
| 21 | 2377 | GRINCIKAITE Lina | LTU | 4 | 3 | 3 | -0.4 | 11.43 Q | |
| 21 | 2077 | PISTONE Anita | ITA | 3 | 1 | 2 | -0.2 | 11.43 Q | |
| 23 | 3290 | KHUBBIEVA Guzel | UZB | 3 | 5 | 3 | -0.2 | 11.44 Q | |
| 24 | 1497 | BENAVIDES Virgen | CUB | 7 | 9 | 3 | -0.5 | 11.45 Q | SB |
| 25 | 1108 | BAILEY Jade | BAR | 9 | 4 | 2 | -0.6 | 11.46 Q | |
| 25 | 2128 | HARRIGAN Tahesia | IVB | 2 | 8 | 3 | -0.6 | 11.46 Q | SB |
| 27 | 1927 | ANIM Vida | GHA | 6 | 5 | 2 | -0.9 | 11.47 Q | |
| 28 | 2869 | HODGE Virgil | SKN | 3 | 3 | 4 | -0.2 | 11.48 q | |
| 28 | 2145 | SIMPSON Sherone | JAM | 9 | 9 | 3 | -0.6 | 11.48 Q | |
| 30 | 3325 | PIERRE Barbara | HAI | 10 | 7 | 4 | 0.0 | 11.52 q | |
| 31 | 3015 | HACKETT Semoy | TRI | 4 | 8 | 4 | -0.4 | 11.53 q | |
| 32 | 2853 | MURINOVICH Natalia | RUS | 10 | 8 | 5 | 0.0 | 11.55 q | |
| 32 | 3012 | SPRINGER-JONES Sasha | TRI | 8 | 7 | 5 | +1.1 | 11.55 q | SB |
| 34 | 1211 | de MOURA Lucimar | BRA | 2 | 4 | 4 | -0.6 | 11.60 q | |
| 34 | 3066 | POHREBNIAK Natalia | UKR | 9 | 3 | 4 | -0.6 | 11.60 q | |
| 36 | 2513 | IDOKO Franca | NGR | 7 | 4 | 4 | -0.5 | 11.61 q | |
| 36 | 2747 | RUSAKOVA Natalia | RUS | 3 | 9 | 5 | -0.2 | 11.61 q | |
| 38 | 1781 | ZANG-MILAMA Paulette Ruddy | GAB | 6 | 6 | 3 | -0.9 | 11.62 Q | |
| 39 | 1411 | MANI Myriam Leonie | CMR | 1 | 3 | 3 | -0.8 | 11.64 Q | |
| 40 | 1972 | FLETCHER Sherry | GRN | 2 | 9 | 5 | -0.6 | 11.65 | |
| 40 | 1842 | TURNER Laura | GBR | 6 | 9 | 4 | -0.9 | 11.65 | |
| 40 | 3309 | VU Thi Huong | VIE | 5 | 4 | 3 | -1.4 | 11.65 Q | |
| 43 | 1266 | EFTIMOVA Inna | BUL | 1 | 2 | 4 | -0.8 | 11.67 | |
| 44 | 2566 | KOIME Mae | PNG | 8 | 5 | 6 | +1.1 | 11.68 | |
| 45 | 1279 | NAIMOVA Tezdzhan | BUL | 9 | 1 | 5 | -0.6 | 11.70 | |
| 46 | 2523 | ISMAILA Halimat | NGR | 5 | 2 | 4 | -1.4 | 11.72 | |



NATIONAL STADIUM
国家体育场
STADE NATIONAL

SAT 星期六 SAM
16 AUG 2008

ATHLETICS
田径 / ATHLÉTISME

WOMEN'S 100m
女子100米 / 100 m - FEMMES

ROUND 1
第1轮 / 1ER TOUR



RESULTS SUMMARY

比赛成绩综合 / RÉSUMÉ DES RÉSULTATS

| Rank | Bib | Name | NOC Code | Heat | Lane | Position | Wind | Time | |
|------|------|------------------------------|----------|------|------|----------|------|-------|----|
| 47 | 2194 | FUKUSHIMA Chisato | JPN | 5 | 6 | 5 | -1.4 | 11.74 | |
| 48 | 1406 | ALLOU Affoue Amandine | CIV | 4 | 9 | 5 | -0.4 | 11.75 | |
| 49 | 2887 | TAJNIKAR Pia | SLO | 7 | 3 | 5 | -0.5 | 11.82 | |
| 49 | 2984 | THAVONCHAROEN Jutamass | THA | 9 | 6 | 6 | -0.6 | 11.82 | SB |
| 51 | 1333 | WANG Jing | CHN | 1 | 9 | 5 | -0.8 | 11.87 | |
| 52 | 1430 | FETA Ahamada | COM | 7 | 8 | 6 | -0.5 | 11.88 | |
| 53 | 2995 | NAZAROVA Valentina | TKM | 4 | 7 | 6 | -0.4 | 11.94 | |
| 54 | 3323 | WILLIAMS Sonia | ANT | 5 | 3 | 6 | -1.4 | 12.04 | |
| 55 | 2382 | RAMILJAONA Nirinaharfidy | MAD | 6 | 7 | 5 | -0.9 | 12.07 | |
| 56 | 1102 | CLARKE Timicka | BAH | 6 | 8 | 6 | -0.9 | 12.16 | |
| 57 | 2466 | ATTARD Charlene | MLT | 10 | 1 | 6 | 0.0 | 12.20 | |
| 58 | 1782 | TIYANA Fatou | GAM | 7 | 6 | 7 | -0.5 | 12.25 | PB |
| 59 | 2055 | ABDULRAZAK Dana | IRQ | 2 | 7 | 6 | -0.6 | 12.36 | PB |
| 60 | 1988 | WAN Kin Yee | HKG | 3 | 7 | 6 | -0.2 | 12.37 | |
| 61 | 2552 | SIDDIQUI Sadaf | PAK | 2 | 5 | 7 | -0.6 | 12.41 | |
| 62 | 1106 | NAZMUN NAHAR Beauty | BAN | 7 | 7 | 8 | -0.5 | 12.52 | |
| 63 | 2872 | KARGBO Michaela | SLE | 10 | 3 | 7 | 0.0 | 12.54 | |
| 64 | 1322 | NDIKERT Hinikissia Albertine | CHA | 8 | 4 | 7 | +1.1 | 12.55 | |
| 65 | 1413 | MAGALI Franka | COD | 8 | 8 | 8 | +1.1 | 12.57 | PB |
| 66 | 2468 | MILASEVIC Milena | MNE | 10 | 9 | 8 | 0.0 | 12.65 | |
| 67 | 1021 | PUJOL Montserrat | AND | 6 | 4 | 7 | -0.9 | 12.73 | |
| 68 | 1039 | KHACHIKYAN Ani | ARM | 1 | 5 | 6 | -0.8 | 12.76 | |
| 69 | 2461 | ROZHMAN Ivana | MKD | 1 | 4 | 7 | -0.8 | 12.92 | |
| 70 | 1285 | SOU Titlinda | CAM | 4 | 4 | 7 | -0.4 | 12.98 | PB |
| 71 | 2563 | GHROUF Gharid | PLE | 3 | 2 | 7 | -0.2 | 13.07 | NR |
| 72 | 2485 | AGUILERA Jessica | NCA | 6 | 1 | 8 | -0.9 | 13.15 | |
| 72 | 2502 | THAPA Chandra Kala | NEP | 10 | 6 | 9 | 0.0 | 13.15 | |
| 74 | 2564 | KOSHIBA Peoria | PLW | 1 | 7 | 8 | -0.8 | 13.18 | |
| 75 | 2892 | KWALEA Pauline | SOL | 6 | 3 | 9 | -0.9 | 13.28 | PB |
| 76 | 1979 | ALICTO Cora | GUM | 5 | 9 | 7 | -1.4 | 13.31 | PB |
| 76 | 3303 | LAPENMAL Elis | VAN | 3 | 6 | 8 | -0.2 | 13.31 | |
| 78 | 3313 | SAAD Waseelah | YEM | 9 | 2 | 7 | -0.6 | 13.60 | NR |
| 79 | 2477 | CAMARA Bounkou | MTN | 3 | 4 | 9 | -0.2 | 13.69 | |
| 80 | 1779 | IKELAP Maria | FSM | 9 | 8 | 8 | -0.6 | 13.73 | SB |
| 81 | 2326 | SACKPASEUTH Philaylack | LAO | 9 | 5 | 9 | -0.6 | 13.86 | |
| 82 | 2550 | AL-YAQOUBI Buthaina | OMA | 1 | 6 | 9 | -0.8 | 13.90 | |
| 83 | 3049 | MANOA Asenate | TUV | 2 | 2 | 8 | -0.6 | 14.05 | NR |
| 84 | 1541 | ALI BOURRALE Fathia | DJI | 4 | 2 | 8 | -0.4 | 14.29 | |
| 85 | 1001 | MUQIMYAR Robina | AFG | 5 | 8 | 8 | -1.4 | 14.80 | |

Qualification: First 3 in each heat (Q) and the next 10 fastest (q) advance to the Round 2

| | | | | | | | |
|----------------|-----------------|----|---------------|---|--------------------|---|---------------------|
| Legend: | | | | | | | |
| NR | National Record | PB | Personal Best | Q | Qualified by place | q | Qualified by result |
| SB | Season Best | | | | | | |



RESULTS
比赛成绩 / RÉSULTATS

| | | | | | |
|-----------------------|--------------|---------------------------------|-----|------------------------|-------------|
| WORLD RECORD | 10.49 | GRIFFITH-JOYNER Florence | USA | Indianapolis, IN (USA) | 16 JUL 1988 |
| OLYMPIC RECORD | 10.62 | GRIFFITH-JOYNER Florence | USA | Seoul (KOR) | 24 SEP 1988 |

HEAT 1 Start Time: 20:35 Wind: +0.1 m/s

| Rank | Bib | Name | NOC Code | Date of Birth | Lane | Reaction Time | Fn | Result |
|------|------|------------------------|----------|---------------|------|---------------|----------------|------------|
| 1 | 2165 | FRASER Shelly-Ann | JAM | 27 DEC 1986 | 6 | 0.249 | | 11.06 Q |
| 2 | 2748 | POLYAKOVA Evgeniya | RUS | 29 MAY 1983 | 4 | 0.197 | | 11.13 Q SB |
| 3 | 1790 | KWAKYE Jeanette | GBR | 20 MAR 1983 | 7 | 0.174 | | 11.18 Q PB |
| 4 | 2869 | HODGE Virgil | SKN | 17 NOV 1983 | 2 | 0.217 | | 11.45 |
| 5 | 2064 | JONES-FERRETTE LaVerne | ISV | 16 SEP 1981 | 8 | 0.231 | F ¹ | 11.55 |
| 6 | 1411 | MANI Myriam Leonie | CMR | 21 MAY 1977 | 9 | 0.182 | | 11.65 |
| 7 | 2513 | IDOKO Franca | NGR | 15 JUN 1985 | 3 | 0.184 | | 11.66 |
| 8 | 1108 | BAILEY Jade | BAR | 10 JUN 1983 | 5 | 0.234 | | 11.67 |

HEAT 2 Start Time: 20:42 Wind: +0.1 m/s

| Rank | Bib | Name | NOC Code | Date of Birth | Lane | Reaction Time | Fn | Result |
|------|------|--------------------|----------|---------------|------|---------------|----|----------|
| 1 | 2145 | SIMPSON Sherone | JAM | 12 AUG 1984 | 8 | 0.153 | | 11.02 Q |
| 2 | 3195 | LEE Muna | USA | 30 OCT 1981 | 5 | 0.173 | | 11.08 Q |
| 3 | 1092 | STURRUP Chandra | BAH | 12 SEP 1971 | 7 | 0.179 | | 11.16 Q |
| 4 | 1799 | DOUGLAS Montell | GBR | 24 JAN 1986 | 4 | 0.165 | | 11.38 |
| 5 | 1497 | BENAVIDES Virgen | CUB | 13 DEC 1974 | 9 | 0.169 | | 11.40 SB |
| 6 | 3007 | BAPTISTE Kelly-Ann | TRI | 14 OCT 1986 | 6 | 0.190 | | 11.42 |
| 7 | 2853 | MURINOVICH Natalia | RUS | 27 MAY 1985 | 2 | 0.188 | | 11.51 |
| 8 | 3066 | POHREBNIAK Natalia | UKR | 19 FEB 1988 | 3 | 0.151 | | 11.55 |

HEAT 3 Start Time: 20:49 Wind: +0.1 m/s

| Rank | Bib | Name | NOC Code | Date of Birth | Lane | Reaction Time | Fn | Result |
|------|------|--------------------------|----------|---------------|------|---------------|----|---------|
| 1 | 1094 | FERGUSON-McKENZIE Debbie | BAH | 16 JAN 1976 | 4 | 0.162 | | 11.21 Q |
| 2 | 2512 | OSAYOMI Oludamola | NGR | 26 JUN 1986 | 7 | 0.183 | | 11.28 Q |
| 3 | 1927 | ANIM Vida | GHA | 7 DEC 1983 | 5 | 0.169 | | 11.32 Q |
| 4 | 1719 | ARRON Christine | FRA | 13 SEP 1973 | 6 | 0.191 | | 11.36 |
| 5 | 2592 | KORCZYNSKA Daria | POL | 30 JUL 1981 | 9 | 0.151 | | 11.41 |
| 6 | 2747 | RUSAKOVA Natalia | RUS | 12 DEC 1979 | 2 | 0.186 | | 11.49 |
| 7 | 1420 | HINESTROZA Yomara | COL | 20 MAY 1988 | 3 | 0.170 | | 11.66 |
| 8 | 3309 | VU Thi Huong | VIE | 7 OCT 1986 | 8 | 0.186 | | 11.70 |

HEAT 4 Start Time: 20:56 Wind: +0.4 m/s

| Rank | Bib | Name | NOC Code | Date of Birth | Lane | Reaction Time | Fn | Result |
|------|------|---------------------|----------|---------------|------|---------------|----|------------|
| 1 | 2178 | STEWART Kerron | JAM | 16 APR 1984 | 6 | 0.156 | | 10.98 Q |
| 2 | 3257 | WILLIAMS Lauryn | USA | 11 SEP 1983 | 4 | 0.150 | | 11.07 Q |
| 3 | 1129 | GEVAERT Kim | BEL | 5 AUG 1978 | 5 | 0.149 | | 11.10 Q |
| 4 | 1172 | NESTSIARENKA Yuliya | BLR | 15 JUN 1979 | 7 | 0.187 | | 11.14 q SB |
| 5 | 2128 | HARRIGAN Tahesia | IVB | 15 FEB 1982 | 8 | 0.156 | | 11.36 SB |
| 6 | 3015 | HACKETT Semoy | TRI | 27 NOV 1988 | 3 | 0.162 | | 11.46 |
| 7 | 3290 | KHUBBIEVA Guzel | UZB | 2 MAY 1976 | 9 | 0.152 | | 11.49 |
| 8 | 1211 | de MOURA Lucimar | BRA | 22 MAR 1974 | 2 | 0.152 | | 11.67 |



NATIONAL STADIUM
国家体育场
STADE NATIONAL

SAT 星期六 SAM
16 AUG 2008

ATHLETICS
田径 / ATHLÉTISME

WOMEN'S 100m
女子100米 / 100 m - FEMMES

ROUND 2
第2轮 / 2ÈME TOUR



RESULTS
比赛成绩 / RÉSULTATS

| HEAT 5 | | Start Time: 21:03 | | | | Wind: +0.1 m/s | | |
|--------|------|----------------------------|----------|---------------|------|----------------|----|------------|
| Rank | Bib | Name | NOC Code | Date of Birth | Lane | Reaction Time | Fn | Result |
| 1 | 3165 | EDWARDS Torri | USA | 31 JAN 1977 | 6 | 0.160 | | 11.31 Q |
| 2 | 2377 | GRINCIKAITE Lina | LTU | 3 MAY 1987 | 8 | 0.161 | | 11.33 Q PB |
| 3 | 1264 | LALOVA Ivet | BUL | 18 MAY 1984 | 5 | 0.181 | | 11.40 Q |
| 4 | 2538 | OKPARAEBO Ezinne | NOR | 3 MAR 1988 | 4 | 0.169 | | 11.45 |
| 5 | 3325 | PIERRE Barbara | HAI | 28 APR 1986 | 2 | 0.197 | | 11.56 |
| 6 | 2077 | PISTONE Anita | ITA | 29 OCT 1976 | 7 | 0.148 | | 11.56 |
| 7 | 1781 | ZANG-MILAMA Paulette Ruddy | GAB | 6 JUN 1987 | 9 | 0.191 | | 11.59 |
| 8 | 3012 | SPRINGER-JONES Sasha | TRI | 17 MAR 1978 | 3 | 0.204 | | 11.71 |

Qualification: First 3 in each heat (Q) and the next 1 fastest (q) advance to the Semifinals

Weather conditions at the beginning of the 1st heat

Temperature: 28 °C Humidity: 37 % Conditions: Cloudy

| | | | | | |
|-----------------------|-------------------------|-----------------------------|----------------------------|--|--|
| Legend: | | | | | |
| Fn False start | PB Personal Best | Q Qualified by place | q Qualified by time | | |
| SB Season Best | | | | | |



NATIONAL STADIUM
国家体育场
STADE NATIONAL

SAT 星期六 SAM
16 AUG 2008

ATHLETICS
田径 / ATHLÉTISME

WOMEN'S 100m
女子100米 / 100 m - FEMMES

ROUND 2
第2轮 / 2ÈME TOUR



RESULTS SUMMARY

比赛成绩综合 / RÉSUMÉ DES RÉSULTATS

| | | | | | |
|-----------------------|--------------|---------------------------------|-----|------------------------|-------------|
| WORLD RECORD | 10.49 | GRIFFITH-JOYNER Florence | USA | Indianapolis, IN (USA) | 16 JUL 1988 |
| OLYMPIC RECORD | 10.62 | GRIFFITH-JOYNER Florence | USA | Seoul (KOR) | 24 SEP 1988 |

| Rank | Bib | Name | NOC Code | Heat | Lane | Position | Wind | Time | |
|------|------|----------------------------|----------|------|------|----------|------|-------|------|
| 1 | 2178 | STEWART Kerron | JAM | 4 | 6 | 1 | +0.4 | 10.98 | Q |
| 2 | 2145 | SIMPSON Sherone | JAM | 2 | 8 | 1 | +0.1 | 11.02 | Q |
| 3 | 2165 | FRASER Shelly-Ann | JAM | 1 | 6 | 1 | +0.1 | 11.06 | Q |
| 4 | 3257 | WILLIAMS Lauryn | USA | 4 | 4 | 2 | +0.4 | 11.07 | Q |
| 5 | 3195 | LEE Muna | USA | 2 | 5 | 2 | +0.1 | 11.08 | Q |
| 6 | 1129 | GEVAERT Kim | BEL | 4 | 5 | 3 | +0.4 | 11.10 | Q |
| 7 | 2748 | POLYAKOVA Evgeniya | RUS | 1 | 4 | 2 | +0.1 | 11.13 | Q SB |
| 8 | 1172 | NESTSIARENKA Yuliya | BLR | 4 | 7 | 4 | +0.4 | 11.14 | q SB |
| 9 | 1092 | STURRUP Chandra | BAH | 2 | 7 | 3 | +0.1 | 11.16 | Q |
| 10 | 1790 | KWAKYE Jeanette | GBR | 1 | 7 | 3 | +0.1 | 11.18 | Q PB |
| 11 | 1094 | FERGUSON-McKENZIE Debbie | BAH | 3 | 4 | 1 | +0.1 | 11.21 | Q |
| 12 | 2512 | OSAYOMI Oludamola | NGR | 3 | 7 | 2 | +0.1 | 11.28 | Q |
| 13 | 3165 | EDWARDS Torri | USA | 5 | 6 | 1 | +0.1 | 11.31 | Q |
| 14 | 1927 | ANIM Vida | GHA | 3 | 5 | 3 | +0.1 | 11.32 | Q |
| 15 | 2377 | GRINCIKAITE Lina | LTU | 5 | 8 | 2 | +0.1 | 11.33 | Q PB |
| 16 | 1719 | ARRON Christine | FRA | 3 | 6 | 4 | +0.1 | 11.36 | |
| 16 | 2128 | HARRIGAN Tahesia | IVB | 4 | 8 | 5 | +0.4 | 11.36 | SB |
| 18 | 1799 | DOUGLAS Montell | GBR | 2 | 4 | 4 | +0.1 | 11.38 | |
| 19 | 1497 | BENAVIDES Virgen | CUB | 2 | 9 | 5 | +0.1 | 11.40 | SB |
| 19 | 1264 | LALOVA Ivet | BUL | 5 | 5 | 3 | +0.1 | 11.40 | Q |
| 21 | 2592 | KORCZYNSKA Daria | POL | 3 | 9 | 5 | +0.1 | 11.41 | |
| 22 | 3007 | BAPTISTE Kelly-Ann | TRI | 2 | 6 | 6 | +0.1 | 11.42 | |
| 23 | 2869 | HODGE Virgil | SKN | 1 | 2 | 4 | +0.1 | 11.45 | |
| 23 | 2538 | OKPARAEBO Ezinne | NOR | 5 | 4 | 4 | +0.1 | 11.45 | |
| 25 | 3015 | HACKETT Semoy | TRI | 4 | 3 | 6 | +0.4 | 11.46 | |
| 26 | 3290 | KHUBBIEVA Guzel | UZB | 4 | 9 | 7 | +0.4 | 11.49 | |
| 26 | 2747 | RUSAKOVA Natalia | RUS | 3 | 2 | 6 | +0.1 | 11.49 | |
| 28 | 2853 | MURINOVICH Natalia | RUS | 2 | 2 | 7 | +0.1 | 11.51 | |
| 29 | 2064 | JONES-FERRETTE LaVerne | ISV | 1 | 8 | 5 | +0.1 | 11.55 | |
| 29 | 3066 | POHREBNAK Natalia | UKR | 2 | 3 | 8 | +0.1 | 11.55 | |
| 31 | 3325 | PIERRE Barbara | HAI | 5 | 2 | 5 | +0.1 | 11.56 | |
| 32 | 2077 | PISTONE Anita | ITA | 5 | 7 | 6 | +0.1 | 11.56 | |
| 33 | 1781 | ZANG-MILAMA Paulette Ruddy | GAB | 5 | 9 | 7 | +0.1 | 11.59 | |
| 34 | 1411 | MANI Myriam Leonie | CMR | 1 | 9 | 6 | +0.1 | 11.65 | |
| 35 | 1420 | HINESTROZA Yomara | COL | 3 | 3 | 7 | +0.1 | 11.66 | |
| 35 | 2513 | IDOKO Franca | NGR | 1 | 3 | 7 | +0.1 | 11.66 | |
| 37 | 1108 | BAILEY Jade | BAR | 1 | 5 | 8 | +0.1 | 11.67 | |
| 37 | 1211 | de MOURA Lucimar | BRA | 4 | 2 | 8 | +0.4 | 11.67 | |
| 39 | 3309 | VU Thi Huong | VIE | 3 | 8 | 8 | +0.1 | 11.70 | |
| 40 | 3012 | SPRINGER-JONES Sasha | TRI | 5 | 3 | 8 | +0.1 | 11.71 | |

Qualification: First 3 in each heat (Q) and the next 1 fastest (q) advance to the Semifinals

| | | | | | | |
|----------------|---------------|----------|--------------------|----------|---------------------|-----------------------|
| Legend: | | | | | | |
| PB | Personal Best | Q | Qualified by place | q | Qualified by result | SB Season Best |



NATIONAL STADIUM
国家体育场
STADE NATIONAL

SUN 星期天 DIM
17 AUG 2008

ATHLETICS
田径 / ATHLÉTISME

WOMEN'S 100m
女子100米 / 100 m - FEMMES

SEMIFINALS
半决赛 / DEMI-FINALES



RESULTS
比赛成绩 / RÉSULTATS

| | | | | | |
|-----------------------|--------------|---------------------------------|-----|------------------------|-------------|
| WORLD RECORD | 10.49 | GRIFFITH-JOYNER Florence | USA | Indianapolis, IN (USA) | 16 JUL 1988 |
| OLYMPIC RECORD | 10.62 | GRIFFITH-JOYNER Florence | USA | Seoul (KOR) | 24 SEP 1988 |

SEMIFINAL 1 Start Time: 19:45 Wind: -0.7 m/s

| Rank | Bib | Name | NOC Code | Date of Birth | Lane | Reaction Time | Fn | Result |
|------|------|-------------------|----------|---------------|------|---------------|----|---------|
| 1 | 2165 | FRASER Shelly-Ann | JAM | 27 DEC 1986 | 6 | 0.217 | | 11.00 Q |
| 2 | 3195 | LEE Muna | USA | 30 OCT 1981 | 4 | 0.155 | | 11.06 Q |
| 3 | 3257 | WILLIAMS Lauryn | USA | 11 SEP 1983 | 7 | 0.174 | | 11.10 Q |
| 4 | 2145 | SIMPSON Sherone | JAM | 12 AUG 1984 | 5 | 0.166 | | 11.11 Q |
| 5 | 1092 | STURRUP Chandra | BAH | 12 SEP 1971 | 9 | 0.159 | | 11.22 |
| 6 | 2377 | GRINCIKAITE Lina | LTU | 3 MAY 1987 | 8 | 0.163 | | 11.50 |
| 7 | 1264 | LALOVA Ivet | BUL | 18 MAY 1984 | 3 | 0.171 | | 11.51 |
| 8 | 1927 | ANIM Vida | GHA | 7 DEC 1983 | 2 | 0.189 | | 11.51 |

SEMIFINAL 2 Start Time: 19:53 Wind: -0.2 m/s

| Rank | Bib | Name | NOC Code | Date of Birth | Lane | Reaction Time | Fn | Result |
|------|------|--------------------------|----------|---------------|------|---------------|----|---------|
| 1 | 2178 | STEWART Kerron | JAM | 16 APR 1984 | 7 | 0.202 | | 11.05 Q |
| 2 | 3165 | EDWARDS Torri | USA | 31 JAN 1977 | 4 | 0.174 | | 11.18 Q |
| 3 | 1790 | KWAKYE Jeanette | GBR | 20 MAR 1983 | 3 | 0.156 | | 11.19 Q |
| 4 | 1094 | FERGUSON-McKENZIE Debbie | BAH | 16 JAN 1976 | 6 | 0.184 | | 11.22 Q |
| 5 | 1172 | NESTSIARENKA Yuliya | BLR | 15 JUN 1979 | 2 | 0.156 | | 11.26 |
| 6 | 1129 | GEVAERT Kim | BEL | 5 AUG 1978 | 8 | 0.194 | | 11.30 |
| 7 | 2748 | POLYAKOVA Evgeniya | RUS | 29 MAY 1983 | 5 | 0.173 | | 11.38 |
| 8 | 2512 | OSAYOMI Oludamola | NGR | 26 JUN 1986 | 9 | 0.208 | | 11.44 |

Qualification: First 4 in each heat (Q) advance to the Final

Weather conditions at the beginning of the 1st heat

Temperature: 23 °C Humidity: 71 % Conditions: Cloudy

| |
|--|
| Legend: |
| Fn False start Q Qualified by place |



NATIONAL STADIUM
国家体育场
STADE NATIONAL

SUN 星期天 DIM
17 AUG 2008

ATHLETICS
田径 / ATHLÉTISME

WOMEN'S 100m
女子100米 / 100 m - FEMMES

SEMIFINALS
半决赛 / DEMI-FINALES



RESULTS SUMMARY

比赛成绩综合 / RÉSUMÉ DES RÉSULTATS

| | | | | | |
|-----------------------|--------------|---------------------------------|-----|------------------------|-------------|
| WORLD RECORD | 10.49 | GRIFFITH-JOYNER Florence | USA | Indianapolis, IN (USA) | 16 JUL 1988 |
| OLYMPIC RECORD | 10.62 | GRIFFITH-JOYNER Florence | USA | Seoul (KOR) | 24 SEP 1988 |

| Rank | Bib | Name | NOC Code | Heat | Lane Position | Wind | Time |
|------|------|--------------------------|----------|------|---------------|------|----------------|
| 1 | 2165 | FRASER Shelly-Ann | JAM | 1 | 6 1 | -0.7 | 11.00 Q |
| 2 | 2178 | STEWART Kerron | JAM | 2 | 7 1 | -0.2 | 11.05 Q |
| 3 | 3195 | LEE Muna | USA | 1 | 4 2 | -0.7 | 11.06 Q |
| 4 | 3257 | WILLIAMS Lauryn | USA | 1 | 7 3 | -0.7 | 11.10 Q |
| 5 | 2145 | SIMPSON Sherone | JAM | 1 | 5 4 | -0.7 | 11.11 Q |
| 6 | 3165 | EDWARDS Torri | USA | 2 | 4 2 | -0.2 | 11.18 Q |
| 7 | 1790 | KWAKYE Jeanette | GBR | 2 | 3 3 | -0.2 | 11.19 Q |
| 8 | 1094 | FERGUSON-McKENZIE Debbie | BAH | 2 | 6 4 | -0.2 | 11.22 Q |
| 8 | 1092 | STURRUP Chandra | BAH | 1 | 9 5 | -0.7 | 11.22 |
| 10 | 1172 | NESTSIARENKA Yuliya | BLR | 2 | 2 5 | -0.2 | 11.26 |
| 11 | 1129 | GEVAERT Kim | BEL | 2 | 8 6 | -0.2 | 11.30 |
| 12 | 2748 | POLYAKOVA Evgeniya | RUS | 2 | 5 7 | -0.2 | 11.38 |
| 13 | 2512 | OSAYOMI Oludamola | NGR | 2 | 9 8 | -0.2 | 11.44 |
| 14 | 2377 | GRINCIKAITE Lina | LTU | 1 | 8 6 | -0.7 | 11.50 |
| 15 | 1264 | LALOVA Ivet | BUL | 1 | 3 7 | -0.7 | 11.51 |
| 16 | 1927 | ANIM Vida | GHA | 1 | 2 8 | -0.7 | 11.51 |

Qualification: First 4 in each heat (Q) advance to the Final

Legend:
Q Qualified by place



NATIONAL STADIUM
国家体育场
STADE NATIONAL

SUN 星期天 DIM
17 AUG 2008
22:25

ATHLETICS
田径 / ATHLÉTISME

WOMEN'S 100m
女子100米 / 100 m - FEMMES

FINAL
决赛 / FINALE



RESULTS

比赛成绩 / RÉSULTATS

| | | | | | |
|-----------------------|--------------|---------------------------------|-----|------------------------|-------------|
| WORLD RECORD | 10.49 | GRIFFITH-JOYNER Florence | USA | Indianapolis, IN (USA) | 16 JUL 1988 |
| OLYMPIC RECORD | 10.62 | GRIFFITH-JOYNER Florence | USA | Seoul (KOR) | 24 SEP 1988 |

Wind: 0.0m/s

| Rank | Bib | Name | NOC Code | Date of Birth | Lane | Reaction Time | Fn | Result |
|------|------|--------------------------|----------|---------------|------|---------------|----|-----------------|
| 1 | 2165 | FRASER Shelly-Ann | JAM | 27 DEC 1986 | 4 | 0.190 | | 10.78 PB |
| 2 | 2145 | SIMPSON Sherone | JAM | 12 AUG 1984 | 2 | 0.155 | | 10.98 |
| 2 | 2178 | STEWART Kerron | JAM | 16 APR 1984 | 7 | 0.232 | | 10.98 |
| 4 | 3257 | WILLIAMS Lauryn | USA | 11 SEP 1983 | 8 | 0.149 | | 11.03 |
| 5 | 3195 | LEE Muna | USA | 30 OCT 1981 | 5 | 0.234 | | 11.07 |
| 6 | 1790 | KWAKYE Jeanette | GBR | 20 MAR 1983 | 9 | 0.161 | | 11.14 PB |
| 7 | 1094 | FERGUSON-McKENZIE Debbie | BAH | 16 JAN 1976 | 3 | 0.167 | | 11.19 |
| 8 | 3165 | EDWARDS Torri | USA | 31 JAN 1977 | 6 | 0.179 | | 11.20 |

Weather conditions

Temperature: 22 °C Humidity: 74 % Conditions: Cloudy

Legend:

Fn False start **PB** Personal Best

Results Progression



WOMEN'S 100M FINAL

National Stadium / SUN 17 AUG 2008

World Record 10.49 GRIFFITH-JOYNER Florence USA Indianapolis, IN(USA) 16 JUL 1988
Olympic Record 10.62 GRIFFITH-JOYNER Florence USA Seoul(KOR) 24 SEP 1988

| Rk | Bib | Name | NOC | Date of Birth | Phase | Lane | Position | Wind | Time | |
|----|------|---------------------------------|------------|---------------|---------------|------|----------|------|-------|------|
| 1 | 2165 | <u>FRASER Shelly-Ann</u> | <u>JAM</u> | 27 DEC 1986 | Final | 4 | 1 | 0.0 | 10.78 | PB |
| | | | | | Semifinal 1/2 | 6 | 1 | -0.7 | 11.00 | Q |
| | | | | | Round 2 1/5 | 6 | 1 | +0.1 | 11.06 | Q |
| | | | | | Round 1 6/10 | 2 | 1 | -0.9 | 11.35 | Q |
| 2 | 2145 | <u>SIMPSON Sherone</u> | <u>JAM</u> | 12 AUG 1984 | Final | 2 | =2 | 0.0 | 10.98 | |
| | | | | | Semifinal 1/2 | 5 | 4 | -0.7 | 11.11 | Q |
| | | | | | Round 2 2/5 | 8 | 1 | +0.1 | 11.02 | Q |
| | | | | | Round 1 9/10 | 9 | 3 | -0.6 | 11.48 | Q |
| 2 | 2178 | <u>STEWART Kerron</u> | <u>JAM</u> | 16 APR 1984 | Final | 7 | =2 | 0.0 | 10.98 | |
| | | | | | Semifinal 2/2 | 7 | 1 | -0.2 | 11.05 | Q |
| | | | | | Round 2 4/5 | 6 | 1 | +0.4 | 10.98 | Q |
| 4 | 3257 | <u>WILLIAMS Lauryn</u> | <u>USA</u> | 11 SEP 1983 | Final | 8 | 4 | 0.0 | 11.03 | |
| | | | | | Semifinal 1/2 | 7 | 3 | -0.7 | 11.10 | Q |
| | | | | | Round 2 4/5 | 4 | 2 | +0.4 | 11.07 | Q |
| | | | | | Round 1 2/10 | 3 | 2 | -0.6 | 11.38 | Q |
| 5 | 3195 | <u>LEE Muna</u> | <u>USA</u> | 30 OCT 1981 | Final | 5 | 5 | 0.0 | 11.07 | |
| | | | | | Semifinal 1/2 | 4 | 2 | -0.7 | 11.06 | Q |
| | | | | | Round 2 2/5 | 5 | 2 | +0.1 | 11.08 | Q |
| | | | | | Round 1 3/10 | 8 | 1 | -0.2 | 11.33 | Q |
| 6 | 1790 | <u>KWAKYE Jeanette</u> | <u>GBR</u> | 20 MAR 1983 | Final | 9 | 6 | 0.0 | 11.14 | PB |
| | | | | | Semifinal 2/2 | 3 | 3 | -0.2 | 11.19 | Q |
| | | | | | Round 2 1/5 | 7 | 3 | +0.1 | 11.18 | Q PB |
| | | | | | Round 1 1/10 | 8 | 2 | -0.8 | 11.30 | Q |
| 7 | 1094 | <u>FERGUSON-McKENZIE Debbie</u> | <u>BAH</u> | 16 JAN 1976 | Final | 3 | 7 | 0.0 | 11.19 | |
| | | | | | Semifinal 2/2 | 6 | 4 | -0.2 | 11.22 | Q |
| | | | | | Round 2 3/5 | 4 | 1 | +0.1 | 11.21 | Q |
| | | | | | Round 1 8/10 | 6 | 2 | +1.1 | 11.17 | Q |
| 8 | 3165 | <u>EDWARDS Torri</u> | <u>USA</u> | 31 JAN 1977 | Final | 6 | 8 | 0.0 | 11.20 | |
| | | | | | Semifinal 2/2 | 4 | 2 | -0.2 | 11.18 | Q |
| | | | | | Round 2 5/5 | 6 | 1 | +0.1 | 11.31 | Q |
| | | | | | Round 1 1/10 | 1 | 1 | -0.8 | 11.26 | Q |

Legend

AR - Area Record DNF - Did not Finish DNS - Did not Start DQ - Disqualified
 NR - National Record OR - Olympic Record PB - Personal Best Q - Qualified by place
 q - Qualified by result R - IAAF Rule Rk - Rank SB - Season Best
 WJR - World Junior Record WR - World Record =AR - Equal Area Record =NR - Equal National Record
 =OR - Equal Olympic Record =PB - Equalled Personal Best =SB - Equalled Season Best =WJR - Equal World Junior Record
 =WR - Equal World Record

22:35:40 17 AUG 2008
 ATW001000_C74D 4.0



RESULTS
比赛成绩 / RÉSULTATS

| | | | | | |
|-----------------------|--------------|---------------------------------|-----|-------------|-------------|
| WORLD RECORD | 21.34 | GRIFFITH-JOYNER Florence | USA | Seoul (KOR) | 29 SEP 1988 |
| OLYMPIC RECORD | 21.34 | GRIFFITH-JOYNER Florence | USA | Seoul (KOR) | 29 SEP 1988 |

HEAT 1 Start Time: 10:00 Wind: +0.2 m/s

| Rank | Bib | Name | NOC Code | Date of Birth | Lane | Reaction Time | Fn | Result |
|------|------|-----------------------|----------|---------------|------|---------------|----|----------|
| 1 | 3167 | FELIX Allyson | USA | 18 NOV 1985 | 7 | 0.189 | | 23.02 Q |
| 2 | 2906 | JAYASINGHE Susanthika | SRI | 17 DEC 1975 | 8 | 0.235 | | 23.04 Q |
| 3 | 2869 | HODGE Virgil | SKN | 17 NOV 1983 | 9 | 0.226 | | 23.14 Q |
| 4 | 2823 | FEDORIVA Aleksandra | RUS | 13 SEP 1988 | 4 | 0.206 | | 23.29 Q |
| 5 | 1266 | EFTIMOVA Inna | BUL | 19 JUN 1988 | 5 | 0.197 | | 23.50 q |
| 6 | 2348 | DAVIS Kia | LBR | 23 MAY 1976 | 6 | 0.217 | | 24.31 |
| 7 | 2930 | NIEUWENDAM Kirsten | SUR | 26 AUG 1991 | 3 | 0.190 | | 24.46 NR |
| | 1927 | ANIM Vida | GHA | 7 DEC 1983 | 2 | | | DNS |

HEAT 2 Start Time: 10:07 Wind: -0.4 m/s

| Rank | Bib | Name | NOC Code | Date of Birth | Lane | Reaction Time | Fn | Result |
|------|------|------------------------|----------|---------------|------|---------------|----|------------|
| 1 | 3195 | LEE Muna | USA | 30 OCT 1981 | 3 | 0.174 | | 22.71 Q |
| 2 | 1742 | HURTIS-HOUAIRI Muriel | FRA | 25 MAR 1979 | 4 | 0.210 | | 22.72 Q |
| 3 | 1317 | MOTHERSILL Cydonie | CAY | 19 MAR 1978 | 2 | 0.222 | | 22.76 Q SB |
| 4 | 2745 | CHERMOSHANSKAYA Yuliya | RUS | 6 JAN 1986 | 6 | 0.204 | | 22.98 Q |
| 5 | 1264 | LALOVA Ivet | BUL | 18 MAY 1984 | 7 | 0.207 | | 23.13 q SB |
| 6 | 1544 | SANCHEZ Marielis | DOM | 30 DEC 1988 | 9 | 0.265 | | 24.05 |
| 7 | 2683 | RODRIGUEZ Carol | PUR | 26 DEC 1985 | 5 | 0.195 | | 24.07 |
| | 1129 | GEVAERT Kim | BEL | 5 AUG 1978 | 8 | | | DNS |

HEAT 3 Start Time: 10:14 Wind: -1.7 m/s

| Rank | Bib | Name | NOC Code | Date of Birth | Lane | Reaction Time | Fn | Result |
|------|------|--------------------------|----------|---------------|------|---------------|----|------------|
| 1 | 3270 | HOOKER Marshvet | USA | 25 SEP 1984 | 3 | 0.196 | | 23.07 Q |
| 2 | 1094 | FERGUSON-McKENZIE Debbie | BAH | 16 JAN 1976 | 2 | 0.174 | | 23.22 Q |
| 3 | 2512 | OSAYOMI Oludamola | NGR | 26 JUN 1986 | 9 | 0.192 | | 23.31 Q |
| 4 | 1504 | ARTYMATA Eleni | CYP | 16 MAY 1986 | 8 | 0.200 | | 23.58 Q SB |
| 5 | 2888 | VEIT Sabina | SLO | 2 DEC 1985 | 7 | 0.213 | | 23.62 |
| 6 | 2514 | KEMASUODE Gloria | NGR | 30 DEC 1979 | 6 | 0.216 | | 23.72 |
| 7 | 2870 | WILLIAMS Meritzer | SKN | 1 JAN 1989 | 5 | 0.225 | | 23.83 |
| 8 | 1136 | FERAEZ Fabienne | BEN | 6 AUG 1976 | 4 | 0.250 | | 24.07 |

HEAT 4 Start Time: 10:21 Wind: -1.0 m/s

| Rank | Bib | Name | NOC Code | Date of Birth | Lane | Reaction Time | Fn | Result |
|------|------|------------------|----------|---------------|------|---------------|----|---------|
| 1 | 1255 | AL-GASSRA Roqaya | BRN | 6 SEP 1982 | 8 | 0.276 | | 22.81 Q |
| 2 | 1805 | FREEMAN Emily | GBR | 24 NOV 1980 | 4 | 0.200 | | 22.95 Q |
| 3 | 2178 | STEWART Kerron | JAM | 16 APR 1984 | 7 | 0.269 | | 23.03 Q |
| 4 | 2713 | TIRLEA Ionela | ROU | 9 FEB 1976 | 2 | 0.187 | | 23.24 Q |
| 5 | 3331 | OBREGON Darlenys | COL | 21 FEB 1986 | 5 | 0.220 | | 23.33 q |
| 6 | 3290 | KHUBBIEVA Guzel | UZB | 2 MAY 1976 | 9 | 0.154 | | 23.44 q |
| 7 | 1108 | BAILEY Jade | BAR | 10 JUN 1983 | 3 | 0.220 | | 23.62 |
| 8 | 2478 | WIN Lai Lai | MYA | 9 FEB 1977 | 6 | 0.195 | | 24.37 |



NATIONAL STADIUM
国家体育场
STADE NATIONAL

TUE 星期二 MAR
19 AUG 2008

ATHLETICS
田径 / ATHLÉTISME

WOMEN'S 200m
女子200米 / 200 m - FEMMES

ROUND 1
第1轮 / 1ER TOUR



RESULTS

比赛成绩 / RÉSULTATS

HEAT 5 Start Time: 10:28 Wind: -0.1 m/s

| Rank | Bib | Name | NOC Code | Date of Birth | Lane | Reaction Time | Fn | Result |
|------|------|-------------------------|----------|---------------|------|---------------|----|---------|
| 1 | 2133 | CAMPBELL-BROWN Veronica | JAM | 15 MAY 1982 | 6 | 0.209 | | 23.04 Q |
| 2 | 2464 | CAMARA Kadiatou | MLI | 4 MAY 1981 | 8 | 0.245 | | 23.06 Q |
| 3 | 2747 | RUSAKOVA Natalia | RUS | 12 DEC 1979 | 5 | 0.205 | | 23.21 Q |
| 4 | 1104 | FERGUSON Sheniqa | BAH | 24 NOV 1989 | 3 | 0.188 | | 23.33 Q |
| 5 | 1294 | POWER Adrienne | CAN | 11 DEC 1981 | 4 | 0.168 | | 23.40 q |
| 6 | 2069 | CALI' Vincenza | ITA | 15 OCT 1983 | 9 | 0.210 | | 23.44 q |
| 7 | 2743 | LE ROUX Isabel | RSA | 23 JAN 1987 | 7 | 0.201 | | 23.67 |
| 8 | 2895 | OMAR Samia Yusuf | SOM | 25 MAR 1991 | 2 | | | 32.16 |

HEAT 6 Start Time: 10:35 Wind: -0.4 m/s

| Rank | Bib | Name | NOC Code | Date of Birth | Lane | Reaction Time | Fn | Result |
|------|------|------------------------|----------|---------------|------|---------------|----|-------------|
| 1 | 3065 | PYGYDA Nataliia | UKR | 30 JAN 1981 | 6 | 0.180 | | 22.91 Q =PB |
| 2 | 2145 | SIMPSON Sherone | JAM | 12 AUG 1984 | 9 | 0.193 | | 22.94 Q |
| 3 | 1469 | DIAZ Roxana | CUB | 17 MAY 1981 | 2 | 0.182 | | 23.09 Q |
| 4 | 2064 | JONES-FERRETTE LaVerne | ISV | 16 SEP 1981 | 7 | 0.178 | | 23.12 Q |
| 5 | 1249 | dos SANTOS Evelyn | BRA | 11 APR 1985 | 8 | 0.211 | | 23.43 q |
| 6 | 1965 | GEORGE Allison | GRN | 3 JAN 1988 | 3 | 0.235 | | 23.45 q |
| 7 | 2585 | JESCHKE Marta | POL | 2 JUN 1986 | 5 | 0.180 | | 23.59 |
| 8 | 2358 | TASLAKIAN Gretta | LIB | 16 AUG 1985 | 4 | 0.208 | | 25.32 SB |

Qualification: First 4 in each heat (Q) and the next 8 fastest (q) advance to the Round 2

Weather conditions at the beginning of the 1st heat

Temperature: 25 °C Humidity: 73 % Conditions: Sunny

| Legend: | | DNS | Fn | NR |
|---------|---------------------|---------------|-------------|-----------------|
| =PB | Equal Personal Best | Did not Start | False start | National Record |
| Q | Qualified by place | q | SB | Season Best |



NATIONAL STADIUM
国家体育场
STADE NATIONAL

TUE 星期二 MAR
19 AUG 2008

ATHLETICS
田径 / ATHLÉTISME

WOMEN'S 200m
女子200米 / 200 m - FEMMES

ROUND 1
第1轮 / 1ER TOUR



RESULTS SUMMARY

比赛成绩综合 / RÉSUMÉ DES RÉSULTATS

| | | | | | |
|-----------------------|--------------|---------------------------------|-----|-------------|-------------|
| WORLD RECORD | 21.34 | GRIFFITH-JOYNER Florence | USA | Seoul (KOR) | 29 SEP 1988 |
| OLYMPIC RECORD | 21.34 | GRIFFITH-JOYNER Florence | USA | Seoul (KOR) | 29 SEP 1988 |

| Rank | Bib | Name | NOC Code | Heat | Lane Position | Wind | Time | | |
|------|------|--------------------------|----------|------|---------------|------|------|---------|-----|
| 1 | 3195 | LEE Muna | USA | 2 | 3 | 1 | -0.4 | 22.71 Q | |
| 2 | 1742 | HURTIS-HOUAIRI Muriel | FRA | 2 | 4 | 2 | -0.4 | 22.72 Q | |
| 3 | 1317 | MOTHERSILL Cydonie | CAY | 2 | 2 | 3 | -0.4 | 22.76 Q | SB |
| 4 | 1255 | AL-GASSRA Roqaya | BRN | 4 | 8 | 1 | -1.0 | 22.81 Q | |
| 5 | 3065 | PYGYDA Nataliia | UKR | 6 | 6 | 1 | -0.4 | 22.91 Q | =PB |
| 6 | 2145 | SIMPSON Sherone | JAM | 6 | 9 | 2 | -0.4 | 22.94 Q | |
| 7 | 1805 | FREEMAN Emily | GBR | 4 | 4 | 2 | -1.0 | 22.95 Q | |
| 8 | 2745 | CHERMOSHANSKAYA Yuliya | RUS | 2 | 6 | 4 | -0.4 | 22.98 Q | |
| 9 | 3167 | FELIX Allyson | USA | 1 | 7 | 1 | +0.2 | 23.02 Q | |
| 10 | 2178 | STEWART Kerron | JAM | 4 | 7 | 3 | -1.0 | 23.03 Q | |
| 11 | 2133 | CAMPBELL-BROWN Veronica | JAM | 5 | 6 | 1 | -0.1 | 23.04 Q | |
| 11 | 2906 | JAYASINGHE Susanthika | SRI | 1 | 8 | 2 | +0.2 | 23.04 Q | |
| 13 | 2464 | CAMARA Kadiatou | MLI | 5 | 8 | 2 | -0.1 | 23.06 Q | |
| 14 | 3270 | HOOKER Marshevet | USA | 3 | 3 | 1 | -1.7 | 23.07 Q | |
| 15 | 1469 | DIAZ Roxana | CUB | 6 | 2 | 3 | -0.4 | 23.09 Q | |
| 16 | 2064 | JONES-FERRETTE LaVerne | ISV | 6 | 7 | 4 | -0.4 | 23.12 Q | |
| 17 | 1264 | LALOVA Ivet | BUL | 2 | 7 | 5 | -0.4 | 23.13 q | SB |
| 18 | 2869 | HODGE Virgil | SKN | 1 | 9 | 3 | +0.2 | 23.14 Q | |
| 19 | 2747 | RUSAKOVA Natalia | RUS | 5 | 5 | 3 | -0.1 | 23.21 Q | |
| 20 | 1094 | FERGUSON-McKENZIE Debbie | BAH | 3 | 2 | 2 | -1.7 | 23.22 Q | |
| 21 | 2713 | TIRLEA Ionela | ROU | 4 | 2 | 4 | -1.0 | 23.24 Q | |
| 22 | 2823 | FEDORIVA Aleksandra | RUS | 1 | 4 | 4 | +0.2 | 23.29 Q | |
| 23 | 2512 | OSAYOMI Oludamola | NGR | 3 | 9 | 3 | -1.7 | 23.31 Q | |
| 24 | 1104 | FERGUSON Sheniqua | BAH | 5 | 3 | 4 | -0.1 | 23.33 Q | |
| 24 | 3331 | OBREGON Darlenys | COL | 4 | 5 | 5 | -1.0 | 23.33 q | |
| 26 | 1294 | POWER Adrienne | CAN | 5 | 4 | 5 | -0.1 | 23.40 q | |
| 27 | 1249 | dos SANTOS Evelyn | BRA | 6 | 8 | 5 | -0.4 | 23.43 q | |
| 28 | 2069 | CALI' Vincenza | ITA | 5 | 9 | 6 | -0.1 | 23.44 q | |
| 28 | 3290 | KHUBBIEVA Guzel | UZB | 4 | 9 | 6 | -1.0 | 23.44 q | |
| 30 | 1965 | GEORGE Allison | GRN | 6 | 3 | 6 | -0.4 | 23.45 q | |
| 31 | 1266 | EFTIMOVA Inna | BUL | 1 | 5 | 5 | +0.2 | 23.50 q | |
| 32 | 1504 | ARTYMATA Eleni | CYP | 3 | 8 | 4 | -1.7 | 23.58 Q | SB |
| 33 | 2585 | JESCHKE Marta | POL | 6 | 5 | 7 | -0.4 | 23.59 | |
| 34 | 1108 | BAILEY Jade | BAR | 4 | 3 | 7 | -1.0 | 23.62 | |
| 34 | 2888 | VEIT Sabina | SLO | 3 | 7 | 5 | -1.7 | 23.62 | |
| 36 | 2743 | LE ROUX Isabel | RSA | 5 | 7 | 7 | -0.1 | 23.67 | |
| 37 | 2514 | KEMASUODE Gloria | NGR | 3 | 6 | 6 | -1.7 | 23.72 | |
| 38 | 2870 | WILLIAMS Meritzer | SKN | 3 | 5 | 7 | -1.7 | 23.83 | |
| 39 | 1544 | SANCHEZ Marielis | DOM | 2 | 9 | 6 | -0.4 | 24.05 | |
| 40 | 1136 | FERAEZ Fabienne | BEN | 3 | 4 | 8 | -1.7 | 24.07 | |
| 40 | 2683 | RODRIGUEZ Carol | PUR | 2 | 5 | 7 | -0.4 | 24.07 | |
| 42 | 2348 | DAVIS Kia | LBR | 1 | 6 | 6 | +0.2 | 24.31 | |
| 43 | 2478 | WIN Lai Lai | MYA | 4 | 6 | 8 | -1.0 | 24.37 | |
| 44 | 2930 | NIEUWENDAM Kirsten | SUR | 1 | 3 | 7 | +0.2 | 24.46 | NR |
| 45 | 2358 | TASLAKIAN Gretta | LIB | 6 | 4 | 8 | -0.4 | 25.32 | SB |
| 46 | 2895 | OMAR Samia Yusuf | SOM | 5 | 2 | 8 | -0.1 | 32.16 | |



NATIONAL STADIUM
国家体育场
STADE NATIONAL

TUE 星期二 MAR
19 AUG 2008

ATHLETICS
田径 / ATHLÉTISME

WOMEN'S 200m
女子200米 / 200 m - FEMMES

ROUND 1
第1轮 / 1ER TOUR



RESULTS SUMMARY

比赛成绩综合 / RÉSUMÉ DES RÉSULTATS

| Rank | Bib | Name | NOC Code | Heat | Lane Position | Wind | Time |
|------|------|-------------|----------|------|---------------|------|------|
| | 1927 | ANIM Vida | GHA | 1 | 2 | | DNS |
| | 1129 | GEVAERT Kim | BEL | 2 | 8 | | DNS |

Qualification: First 4 in each heat (Q) and the next 8 fastest (q) advance to the Round 2

| | | | | | | | |
|----------------|---------------------|------------|---------------|-----------|-----------------|----------|--------------------|
| Legend: | | | | | | | |
| =PB | Equal Personal Best | DNS | Did not Start | NR | National Record | Q | Qualified by place |
| q | Qualified by result | SB | Season Best | | | | |



RESULTS
比赛成绩 / RÉSULTATS

| | | | | | |
|-----------------------|--------------|---------------------------------|-----|-------------|-------------|
| WORLD RECORD | 21.34 | GRIFFITH-JOYNER Florence | USA | Seoul (KOR) | 29 SEP 1988 |
| OLYMPIC RECORD | 21.34 | GRIFFITH-JOYNER Florence | USA | Seoul (KOR) | 29 SEP 1988 |

HEAT 1 Start Time: 19:00 Wind: 0.0 m/s

| Rank | Bib | Name | NOC Code | Date of Birth | Lane | Reaction Time | Fn | Result |
|------|------|--------------------------|----------|---------------|------|---------------|----|---------|
| 1 | 2133 | CAMPBELL-BROWN Veronica | JAM | 15 MAY 1982 | 4 | 0.168 | | 22.64 Q |
| 2 | 3167 | FELIX Allyson | USA | 18 NOV 1985 | 6 | 0.199 | | 22.74 Q |
| 3 | 1094 | FERGUSON-McKENZIE Debbie | BAH | 16 JAN 1976 | 7 | 0.166 | | 22.77 Q |
| 4 | 1317 | MOTHERSILL Cydonie | CAY | 19 MAR 1978 | 5 | 0.233 | | 22.83 q |
| 5 | 2713 | TIRLEA Ionela | ROU | 9 FEB 1976 | 9 | 0.214 | | 23.22 |
| 6 | 1249 | dos SANTOS Evelyn | BRA | 11 APR 1985 | 2 | 0.203 | | 23.35 |
| 7 | 2064 | JONES-FERRETTE LaVerne | ISV | 16 SEP 1981 | 8 | 0.186 | | 23.37 |
| 3290 | | KHUBBIEVA Guzel | UZB | 2 MAY 1976 | 3 | | | DNS |

HEAT 2 Start Time: 19:07 Wind: 0.0 m/s

| Rank | Bib | Name | NOC Code | Date of Birth | Lane | Reaction Time | Fn | Result |
|------|------|-----------------------|----------|---------------|------|---------------|----|---------|
| 1 | 1255 | AL-GASSRA Roqaya | BRN | 6 SEP 1982 | 7 | 0.246 | | 22.76 Q |
| 2 | 1742 | HURTIS-HOUAIRI Muriel | FRA | 25 MAR 1979 | 5 | 0.179 | | 22.89 Q |
| 3 | 2906 | JAYASINGHE Susanthika | SRI | 17 DEC 1975 | 6 | 0.256 | | 22.94 Q |
| 4 | 1469 | DIAZ Roxana | CUB | 17 MAY 1981 | 4 | 0.180 | | 22.98 q |
| 5 | 2823 | FEDORIVA Aleksandra | RUS | 13 SEP 1988 | 8 | 0.244 | | 23.04 q |
| 6 | 2512 | OSAYOMI Oludamola | NGR | 26 JUN 1986 | 9 | 0.195 | | 23.27 |
| 7 | 3331 | OBREGON Darlenys | COL | 21 FEB 1986 | 2 | 0.167 | | 23.40 |
| 8 | 1266 | EFTIMOVA Inna | BUL | 19 JUN 1988 | 3 | 0.188 | | 23.48 |

HEAT 3 Start Time: 19:14 Wind: +0.3 m/s

| Rank | Bib | Name | NOC Code | Date of Birth | Lane | Reaction Time | Fn | Result |
|------|------|------------------------|----------|---------------|------|---------------|----|------------|
| 1 | 2745 | CHERMOSHANSKAYA Yuliya | RUS | 6 JAN 1986 | 9 | 0.193 | | 22.63 Q PB |
| 2 | 2178 | STEWART Kerron | JAM | 16 APR 1984 | 6 | 0.212 | | 22.74 Q |
| 3 | 3270 | HOOKER Marshvet | USA | 25 SEP 1984 | 4 | 0.198 | | 22.76 Q |
| 4 | 3065 | PYGYDA Nataliia | UKR | 30 JAN 1981 | 5 | 0.172 | | 23.03 q |
| 5 | 2464 | CAMARA Kadiatou | MLI | 4 MAY 1981 | 7 | 0.213 | | 23.06 |
| 6 | 1294 | POWER Adrienne | CAN | 11 DEC 1981 | 2 | 0.156 | | 23.51 |
| 7 | 2069 | CALI' Vincenza | ITA | 15 OCT 1983 | 3 | 0.204 | | 23.56 |
| 8 | 1104 | FERGUSON Sheniqua | BAH | 24 NOV 1989 | 8 | 0.199 | | 23.61 |

HEAT 4 Start Time: 19:21 Wind: 0.0 m/s

| Rank | Bib | Name | NOC Code | Date of Birth | Lane | Reaction Time | Fn | Result |
|------|------|------------------|----------|---------------|------|---------------|----|---------|
| 1 | 2145 | SIMPSON Sherone | JAM | 12 AUG 1984 | 5 | 0.176 | | 22.60 Q |
| 2 | 3195 | LEE Muna | USA | 30 OCT 1981 | 7 | 0.246 | | 22.83 Q |
| 3 | 1805 | FREEMAN Emily | GBR | 24 NOV 1980 | 6 | 0.187 | | 22.95 Q |
| 4 | 1264 | LALOVA Ivet | BUL | 18 MAY 1984 | 3 | 0.169 | | 23.15 |
| 5 | 2869 | HODGE Virgil | SKN | 17 NOV 1983 | 4 | 0.223 | | 23.17 |
| 6 | 2747 | RUSAKOVA Natalia | RUS | 12 DEC 1979 | 8 | 0.220 | | 23.28 |
| 7 | 1504 | ARTYMATA Eleni | CYP | 16 MAY 1986 | 9 | 0.185 | | 23.77 |
| 8 | 1965 | GEORGE Allison | GRN | 3 JAN 1988 | 2 | 0.305 | | 23.77 |

Qualification: First 3 in each heat (Q) and the next 4 fastest (q) advance to the Semifinals

Weather conditions at the beginning of the 1st heat

Temperature: 29 °C Humidity: 53 % Conditions: Cloudy

| | | | | | | | |
|----------------|-------------------|----|-------------|----|---------------|---|--------------------|
| Legend: | Did not Start | Fn | False start | PB | Personal Best | Q | Qualified by place |
| DNS | Qualified by time | | | | | | |



NATIONAL STADIUM
国家体育场
STADE NATIONAL

TUE 星期二 MAR
19 AUG 2008

ATHLETICS
田径 / ATHLÉTISME

WOMEN'S 200m
女子200米 / 200 m - FEMMES

ROUND 2
第2轮 / 2ÈME TOUR



RESULTS SUMMARY

比赛成绩综合 / RÉSUMÉ DES RÉSULTATS

| | | | | | |
|-----------------------|--------------|---------------------------------|-----|-------------|-------------|
| WORLD RECORD | 21.34 | GRIFFITH-JOYNER Florence | USA | Seoul (KOR) | 29 SEP 1988 |
| OLYMPIC RECORD | 21.34 | GRIFFITH-JOYNER Florence | USA | Seoul (KOR) | 29 SEP 1988 |

| Rank | Bib | Name | NOC Code | Heat | Lane | Position | Wind | Time | |
|------|------|--------------------------|----------|------|------|----------|------|-------|------|
| 1 | 2145 | SIMPSON Sherone | JAM | 4 | 5 | 1 | 0.0 | 22.60 | Q |
| 2 | 2745 | CHERMOSHANSKAYA Yuliya | RUS | 3 | 9 | 1 | +0.3 | 22.63 | Q PB |
| 3 | 2133 | CAMPBELL-BROWN Veronica | JAM | 1 | 4 | 1 | 0.0 | 22.64 | Q |
| 4 | 3167 | FELIX Allyson | USA | 1 | 6 | 2 | 0.0 | 22.74 | Q |
| 4 | 2178 | STEWART Kerron | JAM | 3 | 6 | 2 | +0.3 | 22.74 | Q |
| 6 | 1255 | AL-GASSRA Roqaya | BRN | 2 | 7 | 1 | 0.0 | 22.76 | Q |
| 6 | 3270 | HOOKER Marshevet | USA | 3 | 4 | 3 | +0.3 | 22.76 | Q |
| 8 | 1094 | FERGUSON-McKENZIE Debbie | BAH | 1 | 7 | 3 | 0.0 | 22.77 | Q |
| 9 | 3195 | LEE Muna | USA | 4 | 7 | 2 | 0.0 | 22.83 | Q |
| 9 | 1317 | MOTHERSILL Cydonie | CAY | 1 | 5 | 4 | 0.0 | 22.83 | q |
| 11 | 1742 | HURTIS-HOUAIRI Muriel | FRA | 2 | 5 | 2 | 0.0 | 22.89 | Q |
| 12 | 2906 | JAYASINGHE Susanthika | SRI | 2 | 6 | 3 | 0.0 | 22.94 | Q |
| 13 | 1805 | FREEMAN Emily | GBR | 4 | 6 | 3 | 0.0 | 22.95 | Q |
| 14 | 1469 | DIAZ Roxana | CUB | 2 | 4 | 4 | 0.0 | 22.98 | q |
| 15 | 3065 | PYGYDA Nataliia | UKR | 3 | 5 | 4 | +0.3 | 23.03 | q |
| 16 | 2823 | FEDORIVA Aleksandra | RUS | 2 | 8 | 5 | 0.0 | 23.04 | q |
| 17 | 2464 | CAMARA Kadiatou | MLI | 3 | 7 | 5 | +0.3 | 23.06 | |
| 18 | 1264 | LALOVA Ivet | BUL | 4 | 3 | 4 | 0.0 | 23.15 | |
| 19 | 2869 | HODGE Virgil | SKN | 4 | 4 | 5 | 0.0 | 23.17 | |
| 20 | 2713 | TIRLEA Ionela | ROU | 1 | 9 | 5 | 0.0 | 23.22 | |
| 21 | 2512 | OSAYOMI Oludamola | NGR | 2 | 9 | 6 | 0.0 | 23.27 | |
| 22 | 2747 | RUSAKOVA Natalia | RUS | 4 | 8 | 6 | 0.0 | 23.28 | |
| 23 | 1249 | dos SANTOS Evelyn | BRA | 1 | 2 | 6 | 0.0 | 23.35 | |
| 24 | 2064 | JONES-FERRETTE LaVerne | ISV | 1 | 8 | 7 | 0.0 | 23.37 | |
| 25 | 3331 | OBREGON Darlenys | COL | 2 | 2 | 7 | 0.0 | 23.40 | |
| 26 | 1266 | EFTIMOVA Inna | BUL | 2 | 3 | 8 | 0.0 | 23.48 | |
| 27 | 1294 | POWER Adrienne | CAN | 3 | 2 | 6 | +0.3 | 23.51 | |
| 28 | 2069 | CALI' Vincenza | ITA | 3 | 3 | 7 | +0.3 | 23.56 | |
| 29 | 1104 | FERGUSON Sheniqua | BAH | 3 | 8 | 8 | +0.3 | 23.61 | |
| 30 | 1504 | ARTYMATA Eleni | CYP | 4 | 9 | 7 | 0.0 | 23.77 | |
| 31 | 1965 | GEORGE Allison | GRN | 4 | 2 | 8 | 0.0 | 23.77 | |
| | 3290 | KHUBBIEVA Guzeli | UZB | 1 | 3 | | | | DNS |

Qualification: First 3 in each heat (Q) and the next 4 fastest (q) advance to the Semifinals

| | | | | | | | |
|----------------|---------------|----|---------------|---|--------------------|---|---------------------|
| Legend: | | | | | | | |
| DNS | Did not Start | PB | Personal Best | Q | Qualified by place | q | Qualified by result |



NATIONAL STADIUM
国家体育场
STADE NATIONAL

WED 星期三 MER
20 AUG 2008

ATHLETICS
田径 / ATHLÉTISME

WOMEN'S 200m
女子200米 / 200 m - FEMMES

SEMIFINALS
半决赛 / DEMI-FINALES



RESULTS

比赛成绩 / RÉSULTATS

| | | | | | |
|-----------------------|--------------|---------------------------------|-----|-------------|-------------|
| WORLD RECORD | 21.34 | GRIFFITH-JOYNER Florence | USA | Seoul (KOR) | 29 SEP 1988 |
| OLYMPIC RECORD | 21.34 | GRIFFITH-JOYNER Florence | USA | Seoul (KOR) | 29 SEP 1988 |

SEMIFINAL 1

Start Time: 21:55

Wind: 0.0 m/s

| Rank | Bib | Name | NOC Code | Date of Birth | Lane | Reaction Time | Fn | Result |
|------|------|--------------------------|----------|---------------|------|---------------|----|------------|
| 1 | 2133 | CAMPBELL-BROWN Veronica | JAM | 15 MAY 1982 | 5 | 0.187 | | 22.19 Q |
| 2 | 2178 | STEWART Kerron | JAM | 16 APR 1984 | 7 | 0.217 | | 22.29 Q |
| 3 | 3195 | LEE Muna | USA | 30 OCT 1981 | 4 | 0.186 | | 22.29 Q PB |
| 4 | 1094 | FERGUSON-McKENZIE Debbie | BAH | 16 JAN 1976 | 9 | 0.165 | | 22.51 Q |
| 5 | 2745 | CHERMOSHANSKAYA Yuliya | RUS | 6 JAN 1986 | 6 | 0.204 | | 22.57 PB |
| 6 | 3065 | PYGYDA Nataliia | UKR | 30 JAN 1981 | 3 | 0.160 | | 22.95 |
| 7 | 2906 | JAYASINGHE Susanthika | SRI | 17 DEC 1975 | 8 | 0.245 | | 22.98 |
| 8 | 1469 | DIAZ Roxana | CUB | 17 MAY 1981 | 2 | 0.177 | | 23.12 |

SEMIFINAL 2

Start Time: 22:04

Wind: -0.2 m/s

| Rank | Bib | Name | NOC Code | Date of Birth | Lane | Reaction Time | Fn | Result |
|------|------|-----------------------|----------|---------------|------|---------------|----|------------|
| 1 | 3167 | FELIX Allyson | USA | 18 NOV 1985 | 7 | 0.181 | | 22.33 Q |
| 2 | 3270 | HOOKER Marshevet | USA | 25 SEP 1984 | 9 | 0.196 | | 22.50 Q |
| 3 | 2145 | SIMPSON Sherone | JAM | 12 AUG 1984 | 5 | 0.175 | | 22.50 Q |
| 4 | 1317 | MOTHERSILL Cydonie | CAY | 19 MAR 1978 | 3 | 0.212 | | 22.61 Q SB |
| 5 | 1742 | HURTIS-HOUAIRI Muriel | FRA | 25 MAR 1979 | 4 | 0.188 | | 22.71 |
| 6 | 1255 | AL-GASSRA Roqaya | BRN | 6 SEP 1982 | 6 | 0.259 | | 22.72 |
| 7 | 1805 | FREEMAN Emily | GBR | 24 NOV 1980 | 8 | 0.201 | | 22.83 |
| 8 | 2823 | FEDORIVA Aleksandra | RUS | 13 SEP 1988 | 2 | 0.202 | | 23.22 |

Qualification: First 4 in each heat (Q) advance to the Final

Weather conditions at the beginning of the 1st heat

Temperature: 27 °C Humidity: 66 % Conditions: Cloudy

| | | | | |
|----------------|-----------------------|-------------------------|-----------------------------|-----------------------|
| Legend: | Fn False start | PB Personal Best | Q Qualified by place | SB Season Best |
|----------------|-----------------------|-------------------------|-----------------------------|-----------------------|



NATIONAL STADIUM
国家体育场
STADE NATIONAL

WED 星期三 MER
20 AUG 2008

ATHLETICS
田径 / ATHLÉTISME

WOMEN'S 200m
女子200米 / 200 m - FEMMES

SEMIFINALS
半决赛 / DEMI-FINALES



RESULTS SUMMARY

比赛成绩综合 / RÉSUMÉ DES RÉSULTATS

| | | | | | |
|-----------------------|--------------|---------------------------------|-----|-------------|-------------|
| WORLD RECORD | 21.34 | GRIFFITH-JOYNER Florence | USA | Seoul (KOR) | 29 SEP 1988 |
| OLYMPIC RECORD | 21.34 | GRIFFITH-JOYNER Florence | USA | Seoul (KOR) | 29 SEP 1988 |

| Rank | Bib | Name | NOC Code | Heat | Lane | Position | Wind | Time | |
|------|------|--------------------------|----------|------|------|----------|------|--------------|------|
| 1 | 2133 | CAMPBELL-BROWN Veronica | JAM | 1 | 5 | 1 | 0.0 | 22.19 | Q |
| 2 | 2178 | STEWART Kerron | JAM | 1 | 7 | 2 | 0.0 | 22.29 | Q |
| 3 | 3195 | LEE Muna | USA | 1 | 4 | 3 | 0.0 | 22.29 | Q PB |
| 4 | 3167 | FELIX Allyson | USA | 2 | 7 | 1 | -0.2 | 22.33 | Q |
| 5 | 3270 | HOOKER Marshevet | USA | 2 | 9 | 2 | -0.2 | 22.50 | Q |
| 6 | 2145 | SIMPSON Sherone | JAM | 2 | 5 | 3 | -0.2 | 22.50 | Q |
| 7 | 1094 | FERGUSON-McKENZIE Debbie | BAH | 1 | 9 | 4 | 0.0 | 22.51 | Q |
| 8 | 2745 | CHERMOSHANSKAYA Yuliya | RUS | 1 | 6 | 5 | 0.0 | 22.57 | PB |
| 9 | 1317 | MOTHERSILL Cydonie | CAY | 2 | 3 | 4 | -0.2 | 22.61 | Q SB |
| 10 | 1742 | HURTIS-HOUAIRI Muriel | FRA | 2 | 4 | 5 | -0.2 | 22.71 | |
| 11 | 1255 | AL-GASSRA Roqaya | BRN | 2 | 6 | 6 | -0.2 | 22.72 | |
| 12 | 1805 | FREEMAN Emily | GBR | 2 | 8 | 7 | -0.2 | 22.83 | |
| 13 | 3065 | PYGYDA Nataliia | UKR | 1 | 3 | 6 | 0.0 | 22.95 | |
| 14 | 2906 | JAYASINGHE Susanthika | SRI | 1 | 8 | 7 | 0.0 | 22.98 | |
| 15 | 1469 | DIAZ Roxana | CUB | 1 | 2 | 8 | 0.0 | 23.12 | |
| 16 | 2823 | FEDORIVA Aleksandra | RUS | 2 | 2 | 8 | -0.2 | 23.22 | |

Qualification: First 4 in each heat (Q) advance to the Final

| | | | | |
|-------------------------|-----------------------------|-----------------------|--|--|
| Legend: | | | | |
| PB Personal Best | Q Qualified by place | SB Season Best | | |



NATIONAL STADIUM
国家体育场
STADE NATIONAL

THU 星期四 JEU
21 AUG 2008
19:30

ATHLETICS
田径 / ATHLÉTISME

WOMEN'S 200m
女子200米 / 200 m - FEMMES

FINAL
决赛 / FINALE



RESULTS

比赛成绩 / RÉSULTATS

| | | | | | |
|-----------------------|--------------|---------------------------------|-----|-------------|-------------|
| WORLD RECORD | 21.34 | GRIFFITH-JOYNER Florence | USA | Seoul (KOR) | 29 SEP 1988 |
| OLYMPIC RECORD | 21.34 | GRIFFITH-JOYNER Florence | USA | Seoul (KOR) | 29 SEP 1988 |

Wind: +0.6m/s

| Rank | Bib | Name | NOC Code | Date of Birth | Lane | Reaction Time | Fn | Result | |
|------|------|--------------------------|----------|---------------|------|---------------|----|--------------|----|
| 1 | 2133 | CAMPBELL-BROWN Veronica | JAM | 15 MAY 1982 | 4 | 0.172 | | 21.74 | PB |
| 2 | 3167 | FELIX Allyson | USA | 18 NOV 1985 | 5 | 0.193 | | 21.93 | SB |
| 3 | 2178 | STEWART Kerron | JAM | 16 APR 1984 | 6 | 0.199 | | 22.00 | |
| 4 | 3195 | LEE Muna | USA | 30 OCT 1981 | 9 | 0.176 | | 22.01 | PB |
| 5 | 3270 | HOOKER Marshevet | USA | 25 SEP 1984 | 7 | 0.200 | | 22.34 | PB |
| 6 | 2145 | SIMPSON Sherone | JAM | 12 AUG 1984 | 8 | 0.167 | | 22.36 | |
| 7 | 1094 | FERGUSON-McKENZIE Debbie | BAH | 16 JAN 1976 | 2 | 0.175 | | 22.61 | |
| 8 | 1317 | MOTHERSILL Cydonie | CAY | 19 MAR 1978 | 3 | 0.206 | | 22.68 | |

Weather conditions

Temperature: 21 °C Humidity: 86 % Conditions: Cloudy

Legend:

Fn False start **PB** Personal Best **SB** Season Best

Results Progression



WOMEN'S 200M FINAL

National Stadium / THU 21 AUG 2008

World Record 21.34 GRIFFITH-JOYNER Florence **USA** Seoul(KOR) 29 SEP 1988
Olympic Record 21.34 GRIFFITH-JOYNER Florence **USA** Seoul(KOR) 29 SEP 1988

| Rk | Bib | Name | NOC | Date of Birth | Phase | Lane | Position | Wind | Time | |
|----|------|---------------------------------|-----|---------------|---------------|------|----------|------|-------|------|
| 1 | 2133 | <u>CAMPBELL-BROWN</u> Veronica | JAM | 15 MAY 1982 | Final | 4 | 1 | +0.6 | 21.74 | PB |
| | | | | | Semifinal 1/2 | 5 | 1 | 0.0 | 22.19 | Q |
| | | | | | Round 2 1/4 | 4 | 1 | 0.0 | 22.64 | Q |
| | | | | | Round 1 5/6 | 6 | 1 | -0.1 | 23.04 | Q |
| 2 | 3167 | <u>FELIX</u> Allyson | USA | 18 NOV 1985 | Final | 5 | 2 | +0.6 | 21.93 | SB |
| | | | | | Semifinal 2/2 | 7 | 1 | -0.2 | 22.33 | Q |
| | | | | | Round 2 1/4 | 6 | 2 | 0.0 | 22.74 | Q |
| | | | | | Round 1 1/6 | 7 | 1 | +0.2 | 23.02 | Q |
| 3 | 2178 | <u>STEWART</u> Kerron | JAM | 16 APR 1984 | Final | 6 | 3 | +0.6 | 22.00 | |
| | | | | | Semifinal 1/2 | 7 | 2 | 0.0 | 22.29 | Q |
| | | | | | Round 2 3/4 | 6 | 2 | +0.3 | 22.74 | Q |
| | | | | | Round 1 4/6 | 7 | 3 | -1.0 | 23.03 | Q |
| 4 | 3195 | <u>LEE</u> Muna | USA | 30 OCT 1981 | Final | 9 | 4 | +0.6 | 22.01 | PB |
| | | | | | Semifinal 1/2 | 4 | 3 | 0.0 | 22.29 | Q PB |
| | | | | | Round 2 4/4 | 7 | 2 | 0.0 | 22.83 | Q |
| | | | | | Round 1 2/6 | 3 | 1 | -0.4 | 22.71 | Q |
| 5 | 3270 | <u>HOOKER</u> Marshvet | USA | 25 SEP 1984 | Final | 7 | 5 | +0.6 | 22.34 | PB |
| | | | | | Semifinal 2/2 | 9 | 2 | -0.2 | 22.50 | Q |
| | | | | | Round 2 3/4 | 4 | 3 | +0.3 | 22.76 | Q |
| | | | | | Round 1 3/6 | 3 | 1 | -1.7 | 23.07 | Q |
| 6 | 2145 | <u>SIMPSON</u> Sherone | JAM | 12 AUG 1984 | Final | 8 | 6 | +0.6 | 22.36 | |
| | | | | | Semifinal 2/2 | 5 | 3 | -0.2 | 22.50 | Q |
| | | | | | Round 2 4/4 | 5 | 1 | 0.0 | 22.60 | Q |
| | | | | | Round 1 6/6 | 9 | 2 | -0.4 | 22.94 | Q |
| 7 | 1094 | <u>FERGUSON-McKENZIE</u> Debbie | BAH | 16 JAN 1976 | Final | 2 | 7 | +0.6 | 22.61 | |
| | | | | | Semifinal 1/2 | 9 | 4 | 0.0 | 22.51 | Q |
| | | | | | Round 2 1/4 | 7 | 3 | 0.0 | 22.77 | Q |
| | | | | | Round 1 3/6 | 2 | 2 | -1.7 | 23.22 | Q |
| 8 | 1317 | <u>MOTHERSILL</u> Cydonie | CAY | 19 MAR 1978 | Final | 3 | 8 | +0.6 | 22.68 | |
| | | | | | Semifinal 2/2 | 3 | 4 | -0.2 | 22.61 | Q SB |
| | | | | | Round 2 1/4 | 5 | 4 | 0.0 | 22.83 | q |
| | | | | | Round 1 2/6 | 2 | 3 | -0.4 | 22.76 | Q SB |

Legend

AR - Area Record DNF - Did not Finish DNS - Did not Start DQ - Disqualified
 NR - National Record OR - Olympic Record PB - Personal Best Q - Qualified by place
 q - Qualified by result R - IAAF Rule Rk - Rank SB - Season Best
 WJR - World Junior Record WR - World Record =AR - Equal Area Record =NR - Equal National Record
 =OR - Equal Olympic Record =PB - Equalled Personal Best =SB - Equalled Season Best =WJR - Equal World Junior Record
 =WR - Equal World Record

19:38:34 21 AUG 2008
 ATW002000_C74D 4.0



RESULTS
比赛成绩 / RÉSULTATS

| | | | | |
|-----------------------|-------------------------------|-----|-------------------|-------------|
| WORLD RECORD | 47.60 KOCH Marita | GDR | Canberra (AUS) | 6 OCT 1985 |
| OLYMPIC RECORD | 48.25 PEREC Marie-Jose | FRA | Atlanta, GA (USA) | 29 JUL 1996 |

HEAT 1 Start Time: 12:10

| Rank | Bib | Name | NOC Code | Date of Birth | Lane | Reaction Time | Fn | Result |
|------|------|--------------------|----------|---------------|------|---------------|----|------------|
| 1 | 2180 | WHYTE Rosemarie | JAM | 8 SEP 1986 | 4 | 0.207 | | 51.00 Q |
| 2 | 1091 | AMERTIL Christine | BAH | 18 AUG 1979 | 2 | 0.189 | | 51.25 Q SB |
| 3 | 2527 | ODUMOSU Ajoke | NGR | 27 OCT 1987 | 5 | 0.214 | | 51.39 Q PB |
| 4 | 3247 | TROTTER Deedee | USA | 8 DEC 1982 | 8 | 0.256 | | 51.41 |
| 5 | 2871 | PONTEEN Tiandra | SKN | 9 NOV 1984 | 3 | 0.437 | | 52.41 |
| 6 | 3074 | YEFREMOVA Antonina | UKR | 19 JUL 1981 | 6 | 0.204 | | 53.22 |

HEAT 2 Start Time: 12:17

| Rank | Bib | Name | NOC Code | Date of Birth | Lane | Reaction Time | Fn | Result |
|------|------|-----------------------------|----------|---------------|------|---------------|----|------------|
| 1 | 2127 | GRENOT MARTINEZ Libania | ITA | 12 JUL 1983 | 6 | 0.330 | | 50.87 Q NR |
| 2 | 1198 | MONTSHO Amantle | BOT | 4 JUL 1983 | 2 | 0.271 | | 50.91 Q |
| 3 | 1303 | MUIR Carline | CAN | 1 OCT 1987 | 4 | 0.253 | | 51.55 Q PB |
| 4 | 1480 | TERRERO Indira | CUB | 29 NOV 1985 | 5 | 0.396 | | 51.56 |
| 5 | 1685 | BULIKIOBO BATIMALA Makelesi | FIJ | 23 OCT 1977 | 8 | 0.216 | | 52.24 SB |
| 6 | 2027 | KAUR Mandeep | IND | 19 APR 1988 | 3 | 0.348 | | 52.88 |
| 7 | 3057 | BAYIGGA Justine | UGA | 15 JAN 1979 | 7 | 0.325 | | 54.15 |

HEAT 3 Start Time: 12:24

| Rank | Bib | Name | NOC Code | Date of Birth | Lane | Reaction Time | Fn | Result |
|------|------|--------------------------|----------|---------------|------|---------------|----|------------|
| 1 | 2826 | KAPACHINSKAYA Anastasia | RUS | 20 NOV 1979 | 6 | 0.264 | | 51.32 Q |
| 2 | 3154 | WINEBERG Mary | USA | 3 JAN 1980 | 7 | 0.197 | | 51.46 Q |
| 3 | 1815 | McCONNELL Lee | GBR | 9 OCT 1978 | 5 | 0.240 | | 51.87 Q |
| 4 | 2009 | PETRAHN Barbara | HUN | 16 SEP 1978 | 8 | 0.202 | | 53.06 |
| 5 | 2683 | RODRIGUEZ Carol | PUR | 26 DEC 1985 | 4 | 0.183 | | 53.08 |
| 6 | 1986 | ETIENNE Ginou | HAI | 12 JAN 1985 | 3 | 0.322 | | 53.94 |
| 7 | 2529 | SEINI MAIKIDO Rachidatou | NIG | 18 SEP 1988 | 2 | | | 1:03.19 NR |

HEAT 4 Start Time: 12:31

| Rank | Bib | Name | NOC Code | Date of Birth | Lane | Reaction Time | Fn | Result |
|------|------|---------------------|----------|---------------|------|---------------|----|---------|
| 1 | 1819 | OHURUOGU Christine | GBR | 17 MAY 1984 | 2 | 0.271 | | 51.00 Q |
| 2 | 2746 | GUSHCHINA Yulia | RUS | 4 MAR 1983 | 4 | 0.257 | | 51.18 Q |
| 3 | 2448 | MEDINA Gabriela | MEX | 3 MAR 1985 | 6 | 0.261 | | 51.96 Q |
| 4 | 1076 | LEWIS Tamsyn | AUS | 20 JUL 1978 | 7 | 0.187 | | 52.38 |
| 5 | 1239 | ALMIRAO Maria Laura | BRA | 20 SEP 1977 | 3 | | | 53.26 |
| 6 | 2042 | CUDDIHY Joanne | IRL | 11 MAY 1984 | 8 | 0.196 | | 53.32 |
| 7 | 2347 | ALI Ghada | LBA | 5 MAY 1989 | 5 | 0.289 | | 1:06.19 |

HEAT 5 Start Time: 12:38

| Rank | Bib | Name | NOC Code | Date of Birth | Lane | Reaction Time | Fn | Result |
|------|------|------------------|----------|---------------|------|---------------|----|------------|
| 1 | 3222 | RICHARDS Sanya | USA | 26 FEB 1985 | 8 | 0.207 | | 50.54 Q |
| 2 | 1984 | POMPEY Aliann | GUY | 9 MAR 1978 | 4 | 0.225 | | 50.99 Q SB |
| 3 | 2515 | ABUGAN Folashade | NGR | 17 DEC 1990 | 5 | 0.276 | | 51.45 Q |
| 4 | 2193 | TANNO Asami | JPN | 25 SEP 1985 | 6 | 0.231 | | 52.60 |
| 5 | 1946 | NTOVA Dimitra | GRE | 2 JUL 1974 | 2 | 0.219 | | 52.69 |
| 6 | 2229 | TERESHKOVA Olga | KAZ | 26 OCT 1984 | 3 | 0.217 | | 53.36 |
| 7 | 2348 | DAVIS Kia | LBR | 23 MAY 1976 | 7 | 0.307 | | 53.99 |



NATIONAL STADIUM
国家体育场
STADE NATIONAL

SAT 星期六 SAM
16 AUG 2008

ATHLETICS
田径 / ATHLÉTISME

WOMEN'S 400m
女子400米 / 400 m - FEMMES

ROUND 1
第1轮 / 1ER TOUR



RESULTS

比赛成绩 / RÉSULTATS

HEAT 6

Start Time: 12:45

| Rank | Bib | Name | NOC Code | Date of Birth | Lane | Reaction Time | Fn | Result |
|------|------|---------------------|----------|---------------|------|---------------|----|---------|
| 1 | 2169 | WILLIAMS Novelene | JAM | 26 APR 1982 | 8 | 0.202 | | 51.52 Q |
| 2 | 1832 | SANDERS Nicola | GBR | 23 JUN 1982 | 3 | 0.279 | | 51.81 Q |
| 3 | 2911 | ELJACK Nwal | SUD | 17 OCT 1988 | 2 | 0.494 | | 52.77 Q |
| 4 | 3311 | ALEXANDER Kineke | VIN | 21 FEB 1986 | 4 | 0.266 | | 52.87 |
| 5 | 1971 | BARTHOLOMEW Trish | GRN | 23 OCT 1986 | 5 | 0.162 | | 52.88 |
| 6 | 2736 | THIPE Tsholofelo | RSA | 9 DEC 1986 | 7 | 0.217 | | 54.11 |
| 7 | 1004 | SHALA Klodiana | ALB | 22 AUG 1979 | 6 | 0.147 | | 54.84 |
| 8 | 2458 | BATGEREL Munguntuya | MGL | 24 NOV 1988 | 9 | 0.247 | | 58.14 |

Qualification: First 3 in each heat (Q) and the next 3 fastest (q) advance to the Semifinals

Weather conditions at the beginning of the 1st heat

Temperature: 29 °C Humidity: 41 % Conditions: Sunny

| Legend: | | NR | National Record | PB | Personal Best | Q | Qualified by place |
|-----------|-------------|----|-----------------|----|---------------|---|--------------------|
| Fn | False start | | | | | | |
| SB | Season Best | | | | | | |



NATIONAL STADIUM
国家体育场
STADE NATIONAL

SAT 星期六 SAM
16 AUG 2008

ATHLETICS
田径 / ATHLÉTISME

WOMEN'S 400m
女子400米 / 400 m - FEMMES

ROUND 1
第1轮 / 1ER TOUR



RESULTS SUMMARY

比赛成绩综合 / RÉSUMÉ DES RÉSULTATS

| | | | | |
|-----------------------|-------------------------------|-----|-------------------|-------------|
| WORLD RECORD | 47.60 KOCH Marita | GDR | Canberra (AUS) | 6 OCT 1985 |
| OLYMPIC RECORD | 48.25 PEREC Marie-Jose | FRA | Atlanta, GA (USA) | 29 JUL 1996 |

| Rank | Bib | Name | NOC Code | Heat | Lane | Position | Time | |
|------|------|-----------------------------|----------|------|------|----------|-------|------|
| 1 | 3222 | RICHARDS Sanya | USA | 5 | 8 | 1 | 50.54 | Q |
| 2 | 2170 | WILLIAMS Shericka | JAM | 7 | 8 | 1 | 50.57 | Q |
| 3 | 2816 | FIROVA Tatiana | RUS | 7 | 7 | 2 | 50.59 | Q |
| 4 | 2127 | GRENOT MARTINEZ Libania | ITA | 2 | 6 | 1 | 50.87 | Q NR |
| 5 | 1198 | MONTSHO Amantle | BOT | 2 | 2 | 2 | 50.91 | Q |
| 6 | 1984 | POMPEY Aliann | GUY | 5 | 4 | 2 | 50.99 | Q SB |
| 7 | 1819 | OHURUOGU Christine | GBR | 4 | 2 | 1 | 51.00 | Q |
| 7 | 2180 | WHYTE Rosemarie | JAM | 1 | 4 | 1 | 51.00 | Q |
| 9 | 2746 | GUSHCHINA Yulia | RUS | 4 | 4 | 2 | 51.18 | Q |
| 10 | 1091 | AMERTIL Christine | BAH | 1 | 2 | 2 | 51.25 | Q SB |
| 11 | 2826 | KAPACHINSKAYA Anastasia | RUS | 3 | 6 | 1 | 51.32 | Q |
| 12 | 2527 | ODUMOSU Ajoke | NGR | 1 | 5 | 3 | 51.39 | Q PB |
| 13 | 3247 | TROTTER Deedee | USA | 1 | 8 | 4 | 51.41 | q |
| 14 | 2515 | ABUGAN Folashade | NGR | 5 | 5 | 3 | 51.45 | Q |
| 15 | 3154 | WINEBERG Mary | USA | 3 | 7 | 2 | 51.46 | Q |
| 16 | 2169 | WILLIAMS Novelene | JAM | 6 | 8 | 1 | 51.52 | Q |
| 17 | 1303 | MUIR Carline | CAN | 2 | 4 | 3 | 51.55 | Q PB |
| 18 | 1480 | TERRERO Indira | CUB | 2 | 5 | 4 | 51.56 | q |
| 19 | 3314 | NACHULA Rachael | ZAM | 7 | 5 | 3 | 51.62 | Q |
| 20 | 1832 | SANDERS Nicola | GBR | 6 | 3 | 2 | 51.81 | Q |
| 21 | 1815 | McCONNELL Lee | GBR | 3 | 5 | 3 | 51.87 | Q |
| 22 | 2448 | MEDINA Gabriela | MEX | 4 | 6 | 3 | 51.96 | Q |
| 23 | 2508 | EZE Joy Amechi | NGR | 7 | 9 | 4 | 51.97 | q |
| 24 | 1685 | BULIKIOBO BATIMALA Makelesi | FIJ | 2 | 8 | 5 | 52.24 | SB |
| 25 | 1076 | LEWIS Tamsyn | AUS | 4 | 7 | 4 | 52.38 | |
| 26 | 1507 | KALLINIKOU Alissa | CYP | 7 | 6 | 5 | 52.40 | |
| 27 | 2871 | PONTEEN Tiandra | SKN | 1 | 3 | 5 | 52.41 | |
| 28 | 2193 | TANNO Asami | JPN | 5 | 6 | 4 | 52.60 | |
| 29 | 1946 | NTOVA Dimitra | GRE | 5 | 2 | 5 | 52.69 | |
| 30 | 2911 | ELJACK Nwal | SUD | 6 | 2 | 3 | 52.77 | Q |
| 31 | 2569 | BEJNAR Monika | POL | 7 | 4 | 6 | 52.80 | |
| 32 | 3311 | ALEXANDER Kineke | VIN | 6 | 4 | 4 | 52.87 | |
| 33 | 1971 | BARTHOLOMEW Trish | GRN | 6 | 5 | 5 | 52.88 | |
| 33 | 2027 | KAUR Mandeep | IND | 2 | 3 | 6 | 52.88 | |
| 35 | 2009 | PETRAHN Barbara | HUN | 3 | 8 | 4 | 53.06 | |
| 36 | 2683 | RODRIGUEZ Carol | PUR | 3 | 4 | 5 | 53.08 | |
| 37 | 3074 | YEFREMOVA Antonina | UKR | 1 | 6 | 6 | 53.22 | |
| 38 | 1239 | ALMIRAO Maria Laura | BRA | 4 | 3 | 5 | 53.26 | |
| 39 | 2042 | CUDDIHY Joanne | IRL | 4 | 8 | 6 | 53.32 | |
| 40 | 2229 | TERESHKOVA Olga | KAZ | 5 | 3 | 6 | 53.36 | |
| 41 | 1986 | ETIENNE Ginou | HAI | 3 | 3 | 6 | 53.94 | |
| 42 | 2348 | DAVIS Kia | LBR | 5 | 7 | 7 | 53.99 | |
| 43 | 2736 | THIPE Tsholofelo | RSA | 6 | 7 | 6 | 54.11 | |
| 44 | 3057 | BAYIGGA Justine | UGA | 2 | 7 | 7 | 54.15 | |
| 45 | 2999 | THIEBAUD-KANGNI Sandrine | TOG | 7 | 2 | 7 | 54.16 | |
| 46 | 1004 | SHALA Klodiana | ALB | 6 | 6 | 7 | 54.84 | |



NATIONAL STADIUM
国家体育场
STADE NATIONAL

SAT 星期六 SAM
16 AUG 2008

ATHLETICS
田径 / ATHLÉTISME

WOMEN'S 400m
女子400米 / 400 m - FEMMES

ROUND 1
第1轮 / 1ER TOUR



RESULTS SUMMARY

比赛成绩综合 / RÉSUMÉ DES RÉSULTATS

| Rank | Bib | Name | NOC Code | Heat | Lane Position | Time | |
|------|------|--------------------------|----------|------|---------------|---------|----|
| 47 | 2458 | BATGEREL Munguntuya | MGL | 6 | 9 8 | 58.14 | |
| 48 | 2964 | DLAMINI Temalangi | SWZ | 7 | 3 8 | 59.91 | |
| 49 | 2529 | SEINI MAIKIDO Rachidatou | NIG | 3 | 2 7 | 1:03.19 | NR |
| 50 | 2347 | ALI Ghada | LBA | 4 | 5 7 | 1:06.19 | |

Qualification: First 3 in each heat (Q) and the next 3 fastest (q) advance to the Semifinals

Legend:

NR National Record
SB Season Best

PB Personal Best

Q Qualified by place

q Qualified by result



NATIONAL STADIUM
国家体育场
STADE NATIONAL

SUN 星期天 DIM
17 AUG 2008

ATHLETICS
田径 / ATHLÉTISME

WOMEN'S 400m
女子400米 / 400 m - FEMMES

SEMIFINALS
半决赛 / DEMI-FINALES



RESULTS
比赛成绩 / RÉSULTATS

| | | | | |
|-----------------------|-------------------------------|-----|-------------------|-------------|
| WORLD RECORD | 47.60 KOCH Marita | GDR | Canberra (AUS) | 6 OCT 1985 |
| OLYMPIC RECORD | 48.25 PEREC Marie-Jose | FRA | Atlanta, GA (USA) | 29 JUL 1996 |

SEMIFINAL 1 Start Time: 21:00

| Rank | Bib | Name | NOC Code | Date of Birth | Lane | Reaction Time | Fn | Result |
|------|------|--------------------|----------|---------------|------|---------------|----|------------|
| 1 | 1819 | OHURUOGU Christine | GBR | 17 MAY 1984 | 4 | 0.233 | | 50.14 Q SB |
| 2 | 2170 | WILLIAMS Shericka | JAM | 17 SEP 1985 | 5 | 0.240 | | 50.28 Q SB |
| 3 | 2816 | FIROVA Tatiana | RUS | 10 OCT 1982 | 7 | 0.246 | | 50.31 q |
| 4 | 1984 | POMPEY Aliann | GUY | 9 MAR 1978 | 6 | 0.194 | | 50.93 =NR |
| 5 | 3154 | WINEBERG Mary | USA | 3 JAN 1980 | 8 | 0.203 | | 51.13 |
| 6 | 1480 | TERRERO Indira | CUB | 29 NOV 1985 | 3 | 0.367 | | 51.80 |
| 7 | 2527 | ODUMOSU Ajoke | NGR | 27 OCT 1987 | 9 | 0.387 | | 52.45 |
| 8 | 2448 | MEDINA Gabriela | MEX | 3 MAR 1985 | 2 | 0.250 | | 52.97 |

SEMIFINAL 2 Start Time: 21:07

| Rank | Bib | Name | NOC Code | Date of Birth | Lane | Reaction Time | Fn | Result |
|------|------|-------------------------|----------|---------------|------|---------------|----|------------|
| 1 | 3222 | RICHARDS Sanya | USA | 26 FEB 1985 | 7 | 0.190 | | 49.90 Q |
| 2 | 2826 | KAPACHINSKAYA Anastasia | RUS | 20 NOV 1979 | 4 | 0.249 | | 50.30 Q PB |
| 3 | 2169 | WILLIAMS Novelene | JAM | 26 APR 1982 | 5 | 0.255 | | 51.06 |
| 4 | 1091 | AMERTIL Christine | BAH | 18 AUG 1979 | 6 | 0.222 | | 51.51 |
| 5 | 2508 | EZE Joy Amechi | NGR | 23 APR 1988 | 2 | 0.375 | | 51.87 |
| 6 | 1815 | McCONNELL Lee | GBR | 9 OCT 1978 | 3 | 0.243 | | 52.11 |
| 7 | 1303 | MUIR Carline | CAN | 1 OCT 1987 | 9 | 0.399 | | 52.37 |
| 8 | 3314 | NACHULA Rachael | ZAM | 14 JAN 1990 | 8 | 0.223 | | 52.67 |

SEMIFINAL 3 Start Time: 21:14

| Rank | Bib | Name | NOC Code | Date of Birth | Lane | Reaction Time | Fn | Result |
|------|------|-------------------------|----------|---------------|------|---------------|----|----------|
| 1 | 2746 | GUSHCHINA Yulia | RUS | 4 MAR 1983 | 7 | 0.189 | | 50.48 Q |
| 2 | 1198 | MONTSHO Amantle | BOT | 4 JUL 1983 | 4 | 0.226 | | 50.54 Q |
| 3 | 2180 | WHYTE Rosemarie | JAM | 8 SEP 1986 | 6 | 0.190 | | 50.63 q |
| 4 | 1832 | SANDERS Nicola | GBR | 23 JUN 1982 | 9 | 0.197 | | 50.71 SB |
| 5 | 2127 | GRENOT MARTINEZ Libania | ITA | 12 JUL 1983 | 5 | 0.233 | | 50.83 NR |
| 6 | 2515 | ABUGAN Folashade | NGR | 17 DEC 1990 | 8 | 0.343 | | 51.30 |
| 7 | 3247 | TROTTER Deedee | USA | 8 DEC 1982 | 2 | 0.235 | | 51.87 |
| 8 | 2911 | ELJACK Nwal | SUD | 17 OCT 1988 | 3 | | | 54.18 |

Qualification: First 2 in each heat (Q) and the next 2 fastest (q) advance to the Final

Weather conditions at the beginning of the 1st heat

Temperature: 22 °C Humidity: 77 % Conditions: Cloudy

| | | | | | | | |
|----------------|-----------------------|----|-------------------|----|-----------------|----|---------------|
| Legend: | | | | | | | |
| =NR | Equal National Record | Fn | False start | NR | National Record | PB | Personal Best |
| Q | Qualified by place | q | Qualified by time | SB | Season Best | | |





NATIONAL STADIUM
国家体育场
STADE NATIONAL

SUN 星期天 DIM
17 AUG 2008

ATHLETICS
田径 / ATHLÉTISME

WOMEN'S 400m
女子400米 / 400 m - FEMMES

SEMIFINALS
半决赛 / DEMI-FINALES



RESULTS SUMMARY

比赛成绩综合 / RÉSUMÉ DES RÉSULTATS

| | | | | |
|-----------------------|-------------------------------|-----|-------------------|-------------|
| WORLD RECORD | 47.60 KOCH Marita | GDR | Canberra (AUS) | 6 OCT 1985 |
| OLYMPIC RECORD | 48.25 PEREC Marie-Jose | FRA | Atlanta, GA (USA) | 29 JUL 1996 |

| Rank | Bib | Name | NOC Code | Heat | Lane | Position | Time | |
|------|------|--------------------------------|----------|------|------|----------|--------------|-------------|
| 1 | 3222 | RICHARDS Sanya | USA | 2 | 7 | 1 | 49.90 | Q |
| 2 | 1819 | OHURUOGU Christine | GBR | 1 | 4 | 1 | 50.14 | Q SB |
| 3 | 2170 | WILLIAMS Shericka | JAM | 1 | 5 | 2 | 50.28 | Q SB |
| 4 | 2826 | KAPACHINSKAYA Anastasia | RUS | 2 | 4 | 2 | 50.30 | Q PB |
| 5 | 2816 | FIROVA Tatiana | RUS | 1 | 7 | 3 | 50.31 | q |
| 6 | 2746 | GUSHCHINA Yulia | RUS | 3 | 7 | 1 | 50.48 | Q |
| 7 | 1198 | MONTSHO Amantle | BOT | 3 | 4 | 2 | 50.54 | Q |
| 8 | 2180 | WHYTE Rosemarie | JAM | 3 | 6 | 3 | 50.63 | q |
| 9 | 1832 | SANDERS Nicola | GBR | 3 | 9 | 4 | 50.71 | SB |
| 10 | 2127 | GRENOT MARTINEZ Libania | ITA | 3 | 5 | 5 | 50.83 | NR |
| 11 | 1984 | POMPEY Aliann | GUY | 1 | 6 | 4 | 50.93 | =NR |
| 12 | 2169 | WILLIAMS Novelene | JAM | 2 | 5 | 3 | 51.06 | |
| 13 | 3154 | WINEBERG Mary | USA | 1 | 8 | 5 | 51.13 | |
| 14 | 2515 | ABUGAN Folashade | NGR | 3 | 8 | 6 | 51.30 | |
| 15 | 1091 | AMERTIL Christine | BAH | 2 | 6 | 4 | 51.51 | |
| 16 | 1480 | TERRERO Indira | CUB | 1 | 3 | 6 | 51.80 | |
| 17 | 2508 | EZE Joy Amechi | NGR | 2 | 2 | 5 | 51.87 | |
| 17 | 3247 | TROTTER Deedee | USA | 3 | 2 | 7 | 51.87 | |
| 19 | 1815 | McCONNELL Lee | GBR | 2 | 3 | 6 | 52.11 | |
| 20 | 1303 | MUIR Carline | CAN | 2 | 9 | 7 | 52.37 | |
| 21 | 2527 | ODUMOSU Ajoke | NGR | 1 | 9 | 7 | 52.45 | |
| 22 | 3314 | NACHULA Rachael | ZAM | 2 | 8 | 8 | 52.67 | |
| 23 | 2448 | MEDINA Gabriela | MEX | 1 | 2 | 8 | 52.97 | |
| 24 | 2911 | ELJACK Nwal | SUD | 3 | 3 | 8 | 54.18 | |

Qualification: First 2 in each heat (Q) and the next 2 fastest (q) advance to the Final

| | | | | |
|------------------------------|----------------------------------|---------------------------|-------------------------|-----------------------------|
| Legend: | =NR Equal National Record | NR National Record | PB Personal Best | Q Qualified by place |
| q Qualified by result | SB Season Best | | | |



NATIONAL STADIUM
国家体育场
STADE NATIONAL

TUE 星期二 MAR
19 AUG 2008
22:10

ATHLETICS
田径 / ATHLÉTISME

WOMEN'S 400m
女子400米 / 400 m - FEMMES

FINAL
决赛 / FINALE



RESULTS

比赛成绩 / RÉSULTATS

| | | | | | |
|-----------------------|--------------|-------------------------|-----|-------------------|-------------|
| WORLD RECORD | 47.60 | KOCH Marita | GDR | Canberra (AUS) | 6 OCT 1985 |
| OLYMPIC RECORD | 48.25 | PEREC Marie-Jose | FRA | Atlanta, GA (USA) | 29 JUL 1996 |

| Rank | Bib | Name | NOC Code | Date of Birth | Lane | Reaction Time | Fn | Result |
|------|------|-------------------------|----------|---------------|------|---------------|----|-----------------|
| 1 | 1819 | OHURUOGU Christine | GBR | 17 MAY 1984 | 4 | 0.237 | | 49.62 SB |
| 2 | 2170 | WILLIAMS Shericka | JAM | 17 SEP 1985 | 6 | 0.207 | | 49.69 PB |
| 3 | 3222 | RICHARDS Sanya | USA | 26 FEB 1985 | 7 | 0.196 | | 49.93 |
| 4 | 2746 | GUSHCHINA Yulia | RUS | 4 MAR 1983 | 5 | 0.242 | | 50.01 PB |
| 5 | 2826 | KAPACHINSKAYA Anastasia | RUS | 20 NOV 1979 | 9 | 0.378 | | 50.03 PB |
| 6 | 2816 | FIROVA Tatiana | RUS | 10 OCT 1982 | 3 | 0.196 | | 50.11 SB |
| 7 | 2180 | WHYTE Rosemarie | JAM | 8 SEP 1986 | 2 | 0.181 | | 50.68 |
| 8 | 1198 | MONTSHO Amantle | BOT | 4 JUL 1983 | 8 | 0.299 | | 51.18 |

Weather conditions

Temperature: 29 °C Humidity: 57 % Conditions: Cloudy

Legend:

Fn False start PB Personal Best SB Season Best

Results Progression



WOMEN'S 400M FINAL

National Stadium / TUE 19 AUG 2008

World Record 47.60 KOCH Marita GDR Canberra(AUS) 6 OCT 1985
Olympic Record 48.25 PEREC Marie-Jose FRA Atlanta, GA(USA) 29 JUL 1996

| Rk | Bib | Name | NOC | Date of Birth | Phase | Lane | Position | Time | |
|----|------|--------------------------------|------------|---------------|---------------|------|----------|-------|------|
| 1 | 1819 | <u>OHURUOGU Christine</u> | <u>GBR</u> | 17 MAY 1984 | Final | 4 | 1 | 49.62 | SB |
| | | | | | Semifinal 1/3 | 4 | 1 | 50.14 | Q SB |
| | | | | | Round 1 4/7 | 2 | 1 | 51.00 | Q |
| 2 | 2170 | <u>WILLIAMS Shericka</u> | <u>JAM</u> | 17 SEP 1985 | Final | 6 | 2 | 49.69 | PB |
| | | | | | Semifinal 1/3 | 5 | 2 | 50.28 | Q SB |
| | | | | | Round 1 7/7 | 8 | 1 | 50.57 | Q |
| 3 | 3222 | <u>RICHARDS Sanya</u> | <u>USA</u> | 26 FEB 1985 | Final | 7 | 3 | 49.93 | |
| | | | | | Semifinal 2/3 | 7 | 1 | 49.90 | Q |
| | | | | | Round 1 5/7 | 8 | 1 | 50.54 | Q |
| 4 | 2746 | <u>GUSHCHINA Yulia</u> | <u>RUS</u> | 4 MAR 1983 | Final | 5 | 4 | 50.01 | PB |
| | | | | | Semifinal 3/3 | 7 | 1 | 50.48 | Q |
| | | | | | Round 1 4/7 | 4 | 2 | 51.18 | Q |
| 5 | 2826 | <u>KAPACHINSKAYA Anastasia</u> | <u>RUS</u> | 20 NOV 1979 | Final | 9 | 5 | 50.03 | PB |
| | | | | | Semifinal 2/3 | 4 | 2 | 50.30 | Q PB |
| | | | | | Round 1 3/7 | 6 | 1 | 51.32 | Q |
| 6 | 2816 | <u>FIROVA Tatiana</u> | <u>RUS</u> | 10 OCT 1982 | Final | 3 | 6 | 50.11 | SB |
| | | | | | Semifinal 1/3 | 7 | 3 | 50.31 | q |
| | | | | | Round 1 7/7 | 7 | 2 | 50.59 | Q |
| 7 | 2180 | <u>WHYTE Rosemarie</u> | <u>JAM</u> | 8 SEP 1986 | Final | 2 | 7 | 50.68 | |
| | | | | | Semifinal 3/3 | 6 | 3 | 50.63 | q |
| | | | | | Round 1 1/7 | 4 | 1 | 51.00 | Q |
| 8 | 1198 | <u>MONTSHO Amantle</u> | <u>BOT</u> | 4 JUL 1983 | Final | 8 | 8 | 51.18 | |
| | | | | | Semifinal 3/3 | 4 | 2 | 50.54 | Q |
| | | | | | Round 1 2/7 | 2 | 2 | 50.91 | Q |

Legend

| | | | |
|----------------------------|------------------------------|----------------------------|----------------------------------|
| AR - Area Record | DNF - Did not Finish | DNS - Did not Start | DQ - Disqualified |
| NR - National Record | OR - Olympic Record | PB - Personal Best | Q - Qualified by place |
| q - Qualified by result | R - IAAF Rule | Rk - Rank | SB - Season Best |
| WJR - World Junior Record | WR - World Record | =AR - Equal Area Record | =NR - Equal National Record |
| =OR - Equal Olympic Record | =PB - Equalled Personal Best | =SB - Equalled Season Best | =WJR - Equal World Junior Record |
| =WR - Equal World Record | | | |

22:17:49 19 AUG 2008
 ATW004000_C74D 3.0



NATIONAL STADIUM
国家体育场
STADE NATIONAL

FRI 星期五 VEN
15 AUG 2008

ATHLETICS
田径 / ATHLÉTISME

WOMEN'S 800m
女子800米 / 800 m - FEMMES

ROUND 1
第1轮 / 1ER TOUR



RESULTS

比赛成绩 / RÉSULTATS

| | | | | | |
|-----------------------|----------------|------------------------------|-----|--------------|-------------|
| WORLD RECORD | 1:53.28 | KRATOCHVILOVA Jarmila | TCH | Munich (FRG) | 26 JUL 1983 |
| OLYMPIC RECORD | 1:53.43 | OLIZARENKO Nadezhda | URS | Moscow (URS) | 27 JUL 1980 |

HEAT 1 Start Time: 11:10

| Rank | Bib | Name | NOC Code | Date of Birth | Lane | Result |
|---------------------------|------|------------------|----------|----------------------------|------|------------|
| 1 | 2827 | KLYUKA Svetlana | RUS | 27 DEC 1978 | 3 | 2:01.67 Q |
| 2 | 1418 | GARCIA Rosibel | COL | 13 FEB 1981 | 4 | 2:01.98 Q |
| 3 | 2635 | ROSTKOWSKA Anna | POL | 26 JUL 1980 | 8 | 2:02.11 Q |
| 4 | 1836 | SIMPSON Jemma | GBR | 10 FEB 1984 | 5 | 2:02.16 |
| 5 | 2481 | SAMARIA Agnes | NAM | 11 AUG 1972 | 7 | 2:02.18 |
| 6 | 1051 | PAPE Madeleine | AUS | 24 FEB 1984 | 6 | 2:03.09 |
| 7 | 2183 | AWADALLAH Baraah | JOR | 21 DEC 1991 | 2 | 2:18.41 SB |
| Intermediate Times | | 400m | 1:02.93 | 2827 KLYUKA Svetlana (RUS) | | |
| | | 600m | 1:33.33 | 2481 SAMARIA Agnes (NAM) | | |

HEAT 2 Start Time: 11:18

| Rank | Bib | Name | NOC Code | Date of Birth | Lane | Result |
|---------------------------|------|--------------------|----------|------------------------------|------|--------------|
| 1 | 3117 | KREVSUN Yuliya | UKR | 8 DEC 1980 | 3 | 2:00.21 Q |
| 2 | 2825 | ANDRIANOVA Tatiana | RUS | 10 DEC 1979 | 2 | 2:00.31 Q |
| 3 | 1816 | MEADOWS Jennifer | GBR | 17 APR 1981 | 6 | 2:00.33 Q |
| 4 | 1146 | USOVICH Sviatlana | BLR | 14 OCT 1980 | 7 | 2:00.42 q SB |
| 5 | 1982 | BURNETT Marian | GUY | 22 FEB 1976 | 5 | 2:02.02 |
| 6 | 3229 | SCHMIDT Alice | USA | 3 OCT 1981 | 8 | 2:02.33 |
| 7 | 2460 | NEMRA Haley Nicole | MHL | 4 OCT 1989 | 4 | 2:18.83 |
| Intermediate Times | | 400m | 58.53 | 1146 USOVICH Sviatlana (BLR) | | |
| | | 600m | 1:30.07 | 1146 USOVICH Sviatlana (BLR) | | |

HEAT 3 Start Time: 11:26

| Rank | Bib | Name | NOC Code | Date of Birth | Lane | Result |
|---------------------------|------|------------------|----------|---------------------------|------|------------|
| 1 | 2259 | JELIMO Pamela | KEN | 5 DEC 1989 | 8 | 2:03.18 Q |
| 2 | 2177 | SINCLAIR Kenia | JAM | 14 JUL 1980 | 7 | 2:03.76 Q |
| 3 | 1740 | GUEGAN Elodie | FRA | 19 DEC 1985 | 6 | 2:03.85 Q |
| 4 | 3042 | AYDIN Merve | TUR | 17 MAR 1990 | 5 | 2:04.75 |
| 5 | 2473 | LASCAR Annabelle | MRI | 25 APR 1985 | 3 | 2:06.11 PB |
| 6 | 1440 | PERISIC Vanja | CRO | 5 JUL 1985 | 2 | 2:06.82 |
| 7 | 3132 | BRITOS Marcela | URU | 26 FEB 1985 | 4 | 2:08.98 |
| Intermediate Times | | 400m | 1:02.68 | 2177 SINCLAIR Kenia (JAM) | | |
| | | 600m | 1:34.40 | 2259 JELIMO Pamela (KEN) | | |

HEAT 4 Start Time: 11:34

| Rank | Bib | Name | NOC Code | Date of Birth | Lane | Result |
|---------------------------|------|-----------------------|----------|-------------------------|------|--------------|
| 1 | 2470 | MUTOLA Maria | MOZ | 27 OCT 1972 | 4 | 1:58.91 Q SB |
| 2 | 1820 | OKORO Marilyn | GBR | 23 SEP 1984 | 8 | 1:59.01 Q |
| 3 | 2937 | KLOCOVA Lucia | SVK | 20 NOV 1983 | 3 | 1:59.42 Q |
| 4 | 1076 | LEWIS Tamsyn | AUS | 20 JUL 1978 | 7 | 1:59.67 q |
| 5 | 1970 | BERNARD-THOMAS Neisha | GRN | 21 JAN 1981 | 5 | 2:00.09 q NR |
| 6 | 1858 | MIKUE ONDO Emilia | GEQ | 20 DEC 1987 | 2 | 2:20.69 |
| | 3242 | TETER Nicole | USA | 8 NOV 1973 | 6 | DNF |
| Intermediate Times | | 400m | 57.93 | 1076 LEWIS Tamsyn (AUS) | | |
| | | 600m | 1:29.00 | 2470 MUTOLA Maria (MOZ) | | |



NATIONAL STADIUM
国家体育场
STADE NATIONAL

FRI 星期五 VEN
15 AUG 2008

ATHLETICS
田径 / ATHLÉTISME

WOMEN'S 800m
女子800米 / 800 m - FEMMES

ROUND 1
第1轮 / 1ER TOUR



RESULTS
比赛成绩 / RÉSULTATS

HEAT 5 Start Time: 11:42

| Rank | Bib | Name | NOC Code | Date of Birth | Lane | Result |
|--------------------|------|-----------------------|----------|---------------|-------------------------|--------------|
| 1 | 1474 | CALATAYUD Zulia | CUB | 9 NOV 1979 | 8 | 2:00.34 Q |
| 2 | 2383 | BENHASSI Hasna | MAR | 1 JUN 1978 | 3 | 2:00.51 Q |
| 3 | 2840 | KOSTETSKAYA Ekaterina | RUS | 31 DEC 1986 | 5 | 2:00.54 Q |
| 4 | 2426 | CRISTEA Olga | MDA | 13 DEC 1987 | 4 | 2:00.59 q PB |
| 5 | 3281 | CLARK-RILEY Hazel | USA | 3 OCT 1977 | 2 | 2:01.59 |
| 6 | 2708 | NEACSU Mihaela | ROU | 3 MAY 1979 | 7 | 2:03.03 |
| 7 | 2430 | REESHA Aishath | MDV | 31 MAY 1989 | 6 | 2:30.14 PB |
| Intermediate Times | | 400m | 1:00.47 | 1474 | CALATAYUD Zulia (CUB) | |
| | | 600m | 1:31.00 | 3281 | CLARK-RILEY Hazel (USA) | |

HEAT 6 Start Time: 11:50

| Rank | Bib | Name | NOC Code | Date of Birth | Lane | Result |
|--------------------|------|----------------------------|----------|---------------|---------------------------------|--------------|
| 1 | 2267 | BUSIENEI Janeth Jepkosgei | KEN | 13 DEC 1983 | 8 | 1:59.72 Q |
| 2 | 3097 | PETLIUK Tetiana | UKR | 22 FEB 1982 | 2 | 2:00.00 Q |
| 3 | 2879 | LANGERHOLC Brigita | SLO | 23 JUL 1976 | 5 | 2:00.13 Q |
| 4 | 2379 | BALCIUNAITE Egle | LTU | 31 OCT 1988 | 3 | 2:00.15 q PB |
| 5 | 2072 | CUSMA PICCIONE Elisa | ITA | 24 JUL 1981 | 6 | 2:00.24 q |
| 6 | 2666 | TAVARES Carmo | POR | 27 APR 1974 | 4 | 2:01.91 |
| | 1283 | DEREBONA-NGAISSET Mireille | CAF | 19 MAY 1990 | 7 | DQ R 163.3 |
| Intermediate Times | | 400m | 57.77 | 2267 | BUSIENEI Janeth Jepkosgei (KEN) | |
| | | 600m | 1:28.54 | 2267 | BUSIENEI Janeth Jepkosgei (KEN) | |

Qualification: First 3 in each heat (Q) and the next 6 fastest (q) advance to the Semifinals

Weather conditions at the beginning of the 1st heat

Temperature: 28 °C Humidity: 50 % Conditions: Sunny

Note
IAAF Rule 163.3 - lane infringement

Legend:
DNF Did not Finish DQ Disqualified NR National Record PB Personal Best
Q Qualified by place q qualified by time SB Season Best



NATIONAL STADIUM
国家体育场
STADE NATIONAL

FRI 星期五 VEN
15 AUG 2008

ATHLETICS
田径 / ATHLÉTISME

WOMEN'S 800m
女子800米 / 800 m - FEMMES

ROUND 1
第1轮 / 1ER TOUR



RESULTS SUMMARY

比赛成绩综合 / RÉSUMÉ DES RÉSULTATS

| | | | | | |
|-----------------------|----------------|------------------------------|-----|--------------|-------------|
| WORLD RECORD | 1:53.28 | KRATOCHVILOVA Jarmila | TCH | Munich (FRG) | 26 JUL 1983 |
| OLYMPIC RECORD | 1:53.43 | OLIZARENKO Nadezhda | URS | Moscow (URS) | 27 JUL 1980 |

| Rank | Bib | Name | NOC Code | Heat | Lane | Position | Time | | |
|------|------|----------------------------|----------|------|------|----------|---------|---|---------|
| 1 | 2470 | MUTOLA Maria | MOZ | 4 | 4 | 1 | 1:58.91 | Q | SB |
| 2 | 1820 | OKORO Marilyn | GBR | 4 | 8 | 2 | 1:59.01 | Q | |
| 3 | 2937 | KLOCOVA Lucia | SVK | 4 | 3 | 3 | 1:59.42 | Q | |
| 4 | 1076 | LEWIS Tamsyn | AUS | 4 | 7 | 4 | 1:59.67 | q | |
| 5 | 2267 | BUSIENEI Janeth Jepkosgei | KEN | 6 | 8 | 1 | 1:59.72 | Q | |
| 6 | 3097 | PETLIUK Tetiana | UKR | 6 | 2 | 2 | 2:00.00 | Q | |
| 7 | 1970 | BERNARD-THOMAS Neisha | GRN | 4 | 5 | 5 | 2:00.09 | q | NR |
| 8 | 2879 | LANGERHOLC Brigita | SLO | 6 | 5 | 3 | 2:00.13 | Q | |
| 9 | 2379 | BALCIUNAITE Egle | LTU | 6 | 3 | 4 | 2:00.15 | q | PB |
| 10 | 3117 | KREVSUN Yuliya | UKR | 2 | 3 | 1 | 2:00.21 | Q | |
| 11 | 2072 | CUSMA PICCIONE Elisa | ITA | 6 | 6 | 5 | 2:00.24 | q | |
| 12 | 2825 | ANDRIANOVA Tatiana | RUS | 2 | 2 | 2 | 2:00.31 | Q | |
| 13 | 1816 | MEADOWS Jennifer | GBR | 2 | 6 | 3 | 2:00.33 | Q | |
| 14 | 1474 | CALATAYUD Zulia | CUB | 5 | 8 | 1 | 2:00.34 | Q | |
| 15 | 1146 | USOVICH Sviatlana | BLR | 2 | 7 | 4 | 2:00.42 | q | SB |
| 16 | 2383 | BENHASSI Hasna | MAR | 5 | 3 | 2 | 2:00.51 | Q | |
| 17 | 2840 | KOSTETSKAYA Ekaterina | RUS | 5 | 5 | 3 | 2:00.54 | Q | |
| 18 | 2426 | CRISTEA Olga | MDA | 5 | 4 | 4 | 2:00.59 | q | PB |
| 19 | 3281 | CLARK-RILEY Hazel | USA | 5 | 2 | 5 | 2:01.59 | | |
| 20 | 2827 | KLYUKA Svetlana | RUS | 1 | 3 | 1 | 2:01.67 | Q | |
| 21 | 2666 | TAVARES Carmo | POR | 6 | 4 | 6 | 2:01.91 | | |
| 22 | 1418 | GARCIA Rosibel | COL | 1 | 4 | 2 | 2:01.98 | Q | |
| 23 | 1982 | BURNETT Marian | GUY | 2 | 5 | 5 | 2:02.02 | | |
| 24 | 2635 | ROSTKOWSKA Anna | POL | 1 | 8 | 3 | 2:02.11 | Q | |
| 25 | 1836 | SIMPSON Jemma | GBR | 1 | 5 | 4 | 2:02.16 | | |
| 26 | 2481 | SAMARIA Agnes | NAM | 1 | 7 | 5 | 2:02.18 | | |
| 27 | 3229 | SCHMIDT Alice | USA | 2 | 8 | 6 | 2:02.33 | | |
| 28 | 2708 | NEACSU Mihaela | ROU | 5 | 7 | 6 | 2:03.03 | | |
| 29 | 1051 | PAPE Madeleine | AUS | 1 | 6 | 6 | 2:03.09 | | |
| 30 | 2259 | JELIMO Pamela | KEN | 3 | 8 | 1 | 2:03.18 | Q | |
| 31 | 2177 | SINCLAIR Kenia | JAM | 3 | 7 | 2 | 2:03.76 | Q | |
| 32 | 1740 | GUEGAN Elodie | FRA | 3 | 6 | 3 | 2:03.85 | Q | |
| 33 | 3042 | AYDIN Merve | TUR | 3 | 5 | 4 | 2:04.75 | | |
| 34 | 2473 | LASCAR Annabelle | MRI | 3 | 3 | 5 | 2:06.11 | | PB |
| 35 | 1440 | PERISIC Vanja | CRO | 3 | 2 | 6 | 2:06.82 | | |
| 36 | 3132 | BRITOS Marcela | URU | 3 | 4 | 7 | 2:08.98 | | |
| 37 | 2183 | AWADALLAH Baraah | JOR | 1 | 2 | 7 | 2:18.41 | | SB |
| 38 | 2460 | NEMRA Haley Nicole | MHL | 2 | 4 | 7 | 2:18.83 | | |
| 39 | 1858 | MIKUE ONDO Emilia | GEQ | 4 | 2 | 6 | 2:20.69 | | |
| 40 | 2430 | REESHA Aishath | MDV | 5 | 6 | 7 | 2:30.14 | | PB |
| | 3242 | TETER Nicole | USA | 4 | 6 | | DNF | | |
| | 1283 | DEREBONA-NGAISSET Mireille | CAF | 6 | 7 | | DQ | | R 163.3 |

Qualification: First 3 in each heat (Q) and the next 6 fastest (q) advance to the Semifinals



NATIONAL STADIUM
国家体育场
STADE NATIONAL

FRI 星期五 VEN
15 AUG 2008

ATHLETICS
田径 / ATHLÉTISME

WOMEN'S 800m
女子800米 / 800 m - FEMMES

ROUND 1
第1轮 / 1ER TOUR



RESULTS SUMMARY
比赛成绩综合 / RÉSUMÉ DES RÉSULTATS

Note
IAAF Rule 163.3 - lane infringement

| | | | | | | | |
|----------------|--------------------|-----------|---------------------|-----------|-----------------|-----------|---------------|
| Legend: | | | | | | | |
| DNF | Did not Finish | DQ | Disqualified | NR | National Record | PB | Personal Best |
| Q | Qualified by place | q | Qualified by result | SB | Season Best | | |



NATIONAL STADIUM
国家体育场
STADE NATIONAL

SAT 星期六 SAM
16 AUG 2008

ATHLETICS
田径 / ATHLÉTISME

WOMEN'S 800m
女子800米 / 800 m - FEMMES

SEMIFINALS
半决赛 / DEMI-FINALES



RESULTS

比赛成绩 / RÉSULTATS

| | | | | | |
|-----------------------|----------------|------------------------------|-----|--------------|-------------|
| WORLD RECORD | 1:53.28 | KRATOCHVILOVA Jarmila | TCH | Munich (FRG) | 26 JUL 1983 |
| OLYMPIC RECORD | 1:53.43 | OLIZARENKO Nadezhda | URS | Moscow (URS) | 27 JUL 1980 |

SEMIFINAL 1 Start Time: 19:30

| Rank | Bib | Name | NOC Code | Date of Birth | Lane | Result |
|------|------|--------------------|----------|---------------|------|--------------|
| 1 | 2827 | KLYUKA Svetlana | RUS | 27 DEC 1978 | 4 | 1:58.31 Q |
| 2 | 2470 | MUTOLA Maria | MOZ | 27 OCT 1972 | 5 | 1:58.61 Q SB |
| 3 | 2937 | KLOCOVA Lucia | SVK | 20 NOV 1983 | 6 | 1:58.80 |
| 4 | 3097 | PETLIUK Tetiana | UKR | 22 FEB 1982 | 8 | 1:59.27 |
| 5 | 1418 | GARCIA Rosibel | COL | 13 FEB 1981 | 2 | 1:59.38 NR |
| 6 | 1820 | OKORO Marilyn | GBR | 23 SEP 1984 | 7 | 1:59.53 |
| 7 | 2879 | LANGERHOLC Brigita | SLO | 23 JUL 1976 | 3 | 2:00.00 |
| 8 | 1076 | LEWIS Tamsyn | AUS | 20 JUL 1978 | 9 | 2:01.41 |

Intermediate Times

| | | | |
|------|---------|------|-----------------------|
| 400m | 58.79 | 2827 | KLYUKA Svetlana (RUS) |
| 600m | 1:28.49 | 2827 | KLYUKA Svetlana (RUS) |

SEMIFINAL 2 Start Time: 19:39

| Rank | Bib | Name | NOC Code | Date of Birth | Lane | Result |
|------|------|-----------------------|----------|---------------|------|--------------|
| 1 | 2259 | JELIMO Pamela | KEN | 5 DEC 1989 | 4 | 1:57.31 Q |
| 2 | 2383 | BENHASSI Hasna | MAR | 1 JUN 1978 | 6 | 1:58.03 Q SB |
| 3 | 2840 | KOSTETSKAYA Ekaterina | RUS | 31 DEC 1986 | 7 | 1:58.33 |
| 4 | 1474 | CALATAYUD Zulia | CUB | 9 NOV 1979 | 8 | 1:58.78 SB |
| 5 | 2635 | ROSTKOWSKA Anna | POL | 26 JUL 1980 | 5 | 1:58.84 |
| 6 | 1816 | MEADOWS Jennifer | GBR | 17 APR 1981 | 9 | 1:59.43 |
| 7 | 2379 | BALCIUNAITE Egle | LTU | 31 OCT 1988 | 3 | 2:02.59 |
| 8 | 1146 | USOVICH Sviatlana | BLR | 14 OCT 1980 | 2 | 2:02.79 |

Intermediate Times

| | | | |
|------|---------|------|---------------------|
| 400m | 57.93 | 2259 | JELIMO Pamela (KEN) |
| 600m | 1:27.39 | 2259 | JELIMO Pamela (KEN) |

SEMIFINAL 3 Start Time: 19:48

| Rank | Bib | Name | NOC Code | Date of Birth | Lane | Result |
|------|------|---------------------------|----------|---------------|------|--------------|
| 1 | 2267 | BUSIENEI Janeth Jepkosgei | KEN | 13 DEC 1983 | 6 | 1:57.28 Q SB |
| 2 | 3117 | KREVSUN Yuliya | UKR | 8 DEC 1980 | 5 | 1:57.32 Q PB |
| 3 | 2825 | ANDRIANOVA Tatiana | RUS | 10 DEC 1979 | 4 | 1:58.16 q |
| 4 | 2177 | SINCLAIR Kenia | JAM | 14 JUL 1980 | 8 | 1:58.28 q SB |
| 5 | 2072 | CUSMA PICCIONE Elisa | ITA | 24 JUL 1981 | 9 | 1:59.52 |
| 6 | 2426 | CRISTEA Olga | MDA | 13 DEC 1987 | 2 | 2:00.12 PB |
| 7 | 1970 | BERNARD-THOMAS Neisha | GRN | 21 JAN 1981 | 3 | 2:01.84 |
| | 1740 | GUEGAN Elodie | FRA | 19 DEC 1985 | 7 | DNF |

Intermediate Times

| | | | |
|------|---------|------|---------------------------------|
| 400m | 56.10 | 2267 | BUSIENEI Janeth Jepkosgei (KEN) |
| 600m | 1:26.50 | 2267 | BUSIENEI Janeth Jepkosgei (KEN) |

Qualification: First 2 in each heat (Q) and the next 2 fastest (q) advance to the Final

Weather conditions at the beginning of the 1st heat

Temperature: 29 °C Humidity: 34 % Conditions: Cloudy

| | | | | |
|----------------|-------------------|---------------------------|-------------------------|-----------------------------|
| Legend: | Did not Finish | NR National Record | PB Personal Best | Q Qualified by place |
| DNF | qualified by time | SB Season Best | | |



NATIONAL STADIUM
国家体育场
STADE NATIONAL

SAT 星期六 SAM
16 AUG 2008

ATHLETICS
田径 / ATHLÉTISME

WOMEN'S 800m
女子800米 / 800 m - FEMMES

SEMIFINALS
半决赛 / DEMI-FINALES



RESULTS SUMMARY

比赛成绩综合 / RÉSUMÉ DES RÉSULTATS

| | | | | | |
|-----------------------|----------------|------------------------------|-----|--------------|-------------|
| WORLD RECORD | 1:53.28 | KRATOCHVILOVA Jarmila | TCH | Munich (FRG) | 26 JUL 1983 |
| OLYMPIC RECORD | 1:53.43 | OLIZARENKO Nadezhda | URS | Moscow (URS) | 27 JUL 1980 |

| Rank | Bib | Name | NOC Code | Heat | Lane | Position | Time | | |
|------|------|---------------------------|----------|------|------|----------|---------|---|----|
| 1 | 2267 | BUSIENEI Janeth Jepkosgei | KEN | 3 | 6 | 1 | 1:57.28 | Q | SB |
| 2 | 2259 | JELIMO Pamela | KEN | 2 | 4 | 1 | 1:57.31 | Q | |
| 3 | 3117 | KREVSUN Yuliya | UKR | 3 | 5 | 2 | 1:57.32 | Q | PB |
| 4 | 2383 | BENHASSI Hasna | MAR | 2 | 6 | 2 | 1:58.03 | Q | SB |
| 5 | 2825 | ANDRIANOVA Tatiana | RUS | 3 | 4 | 3 | 1:58.16 | q | |
| 6 | 2177 | SINCLAIR Kenia | JAM | 3 | 8 | 4 | 1:58.28 | q | SB |
| 7 | 2827 | KLYUKA Svetlana | RUS | 1 | 4 | 1 | 1:58.31 | Q | |
| 8 | 2840 | KOSTETSKAYA Ekaterina | RUS | 2 | 7 | 3 | 1:58.33 | | |
| 9 | 2470 | MUTOLA Maria | MOZ | 1 | 5 | 2 | 1:58.61 | Q | SB |
| 10 | 1474 | CALATAYUD Zulia | CUB | 2 | 8 | 4 | 1:58.78 | | SB |
| 11 | 2937 | KLOCOVA Lucia | SVK | 1 | 6 | 3 | 1:58.80 | | |
| 12 | 2635 | ROSTKOWSKA Anna | POL | 2 | 5 | 5 | 1:58.84 | | |
| 13 | 3097 | PETLIUK Tetiana | UKR | 1 | 8 | 4 | 1:59.27 | | |
| 14 | 1418 | GARCIA Rosibel | COL | 1 | 2 | 5 | 1:59.38 | | NR |
| 15 | 1816 | MEADOWS Jennifer | GBR | 2 | 9 | 6 | 1:59.43 | | |
| 16 | 2072 | CUSMA PICCIONE Elisa | ITA | 3 | 9 | 5 | 1:59.52 | | |
| 17 | 1820 | OKORO Marilyn | GBR | 1 | 7 | 6 | 1:59.53 | | |
| 18 | 2879 | LANGERHOLC Brigita | SLO | 1 | 3 | 7 | 2:00.00 | | |
| 19 | 2426 | CRISTEA Olga | MDA | 3 | 2 | 6 | 2:00.12 | | PB |
| 20 | 1076 | LEWIS Tamsyn | AUS | 1 | 9 | 8 | 2:01.41 | | |
| 21 | 1970 | BERNARD-THOMAS Neisha | GRN | 3 | 3 | 7 | 2:01.84 | | |
| 22 | 2379 | BALCIUNAITE Egle | LTU | 2 | 3 | 7 | 2:02.59 | | |
| 23 | 1146 | USOVICH Sviatlana | BLR | 2 | 2 | 8 | 2:02.79 | | |
| | 1740 | GUEGAN Elodie | FRA | 3 | 7 | | DNF | | |

Qualification: First 2 in each heat (Q) and the next 2 fastest (q) advance to the Final

| | | | | | |
|----------------|---------------------|-----------|-----------------|-----------|--------------------|
| Legend: | | | | | |
| DNF | Did not Finish | NR | National Record | PB | Personal Best |
| q | Qualified by result | SB | Season Best | Q | Qualified by place |



NATIONAL STADIUM
国家体育场
STADE NATIONAL

MON 星期一 LUN
18 AUG 2008
21:35

ATHLETICS
田径 / ATHLÉTISME

WOMEN'S 800m
女子800米 / 800 m - FEMMES

FINAL
决赛 / FINALE



RESULTS

比赛成绩 / RÉSULTATS

| | | | | | |
|-----------------------|----------------|------------------------------|-----|--------------|-------------|
| WORLD RECORD | 1:53.28 | KRATOCHVILOVA Jarmila | TCH | Munich (FRG) | 26 JUL 1983 |
| OLYMPIC RECORD | 1:53.43 | OLIZARENKO Nadezhda | URS | Moscow (URS) | 27 JUL 1980 |

| Rank | Bib | Name | NOC Code | Date of Birth | Lane | Result | |
|------|------|---------------------------|----------|---------------|------|----------------|--------|
| 1 | 2259 | JELIMO Pamela | KEN | 5 DEC 1989 | 4 | 1:54.87 | WJR,AR |
| 2 | 2267 | BUSIENEI Janeth Jepkosgei | KEN | 13 DEC 1983 | 7 | 1:56.07 | SB |
| 3 | 2383 | BENHASSI Hasna | MAR | 1 JUN 1978 | 8 | 1:56.73 | SB |
| 4 | 2827 | KLYUKA Svetlana | RUS | 27 DEC 1978 | 6 | 1:56.94 | |
| 5 | 2470 | MUTOLA Maria | MOZ | 27 OCT 1972 | 2 | 1:57.68 | SB |
| 6 | 2177 | SINCLAIR Kenia | JAM | 14 JUL 1980 | 3 | 1:58.24 | SB |
| 7 | 3117 | KREVSUN Yuliya | UKR | 8 DEC 1980 | 9 | 1:58.73 | |
| 8 | 2825 | ANDRIANOVA Tatiana | RUS | 10 DEC 1979 | 5 | 2:02.63 | |

| | | | | |
|---------------------------|-------------|---------|------|---------------------|
| Intermediate Times | 400m | 55.41 | 2259 | JELIMO Pamela (KEN) |
| | 600m | 1:24.03 | 2259 | JELIMO Pamela (KEN) |

Weather conditions

Temperature: 27 °C Humidity: 62 % Conditions: Cloudy

Legend:

AR Area Record SB Season Best

Results Progression



WOMEN'S 800M FINAL

National Stadium / MON 18 AUG 2008

World Record 1:53.28 KRATOCHVILOVA Jarmila TCH Munich(FRG) 26 JUL 1983
Olympic Record 1:53.43 OLIZARENKO Nadezhda URS Moscow(URS) 27 JUL 1980

| Rk | Bib | Name | NOC | Date of Birth | Phase | Lane | Position | Time | |
|----|------|----------------------------------|------------|---------------|---------------|------|----------|---------|---------|
| 1 | 2259 | <u>JELIMO Pamela</u> | <u>KEN</u> | 5 DEC 1989 | Final | 4 | 1 | 1:54.87 | WJR ,AR |
| | | | | | Semifinal 2/3 | 4 | 1 | 1:57.31 | Q |
| | | | | | Round 1 3/6 | 8 | 1 | 2:03.18 | Q |
| 2 | 2267 | <u>BUSIENEI Janeth Jepkosgei</u> | <u>KEN</u> | 13 DEC 1983 | Final | 7 | 2 | 1:56.07 | SB |
| | | | | | Semifinal 3/3 | 6 | 1 | 1:57.28 | Q SB |
| | | | | | Round 1 6/6 | 8 | 1 | 1:59.72 | Q |
| 3 | 2383 | <u>BENHASSI Hasna</u> | <u>MAR</u> | 1 JUN 1978 | Final | 8 | 3 | 1:56.73 | SB |
| | | | | | Semifinal 2/3 | 6 | 2 | 1:58.03 | Q SB |
| | | | | | Round 1 5/6 | 3 | 2 | 2:00.51 | Q |
| 4 | 2827 | <u>KLYUKA Svetlana</u> | <u>RUS</u> | 27 DEC 1978 | Final | 6 | 4 | 1:56.94 | |
| | | | | | Semifinal 1/3 | 4 | 1 | 1:58.31 | Q |
| | | | | | Round 1 1/6 | 3 | 1 | 2:01.67 | Q |
| 5 | 2470 | <u>MUTOLA Maria</u> | <u>MOZ</u> | 27 OCT 1972 | Final | 2 | 5 | 1:57.68 | SB |
| | | | | | Semifinal 1/3 | 5 | 2 | 1:58.61 | Q SB |
| | | | | | Round 1 4/6 | 4 | 1 | 1:58.91 | Q SB |
| 6 | 2177 | <u>SINCLAIR Kenia</u> | <u>JAM</u> | 14 JUL 1980 | Final | 3 | 6 | 1:58.24 | SB |
| | | | | | Semifinal 3/3 | 8 | 4 | 1:58.28 | q SB |
| | | | | | Round 1 3/6 | 7 | 2 | 2:03.76 | Q |
| 7 | 3117 | <u>KREVSUN Yuliya</u> | <u>UKR</u> | 8 DEC 1980 | Final | 9 | 7 | 1:58.73 | |
| | | | | | Semifinal 3/3 | 5 | 2 | 1:57.32 | Q PB |
| | | | | | Round 1 2/6 | 3 | 1 | 2:00.21 | Q |
| 8 | 2825 | <u>ANDRIANOVA Tatiana</u> | <u>RUS</u> | 10 DEC 1979 | Final | 5 | 8 | 2:02.63 | |
| | | | | | Semifinal 3/3 | 4 | 3 | 1:58.16 | q |
| | | | | | Round 1 2/6 | 2 | 2 | 2:00.31 | Q |

Legend

| | | | |
|----------------------------|------------------------------|----------------------------|----------------------------------|
| AR - Area Record | DNF - Did not Finish | DNS - Did not Start | DQ - Disqualified |
| NR - National Record | OR - Olympic Record | PB - Personal Best | Q - Qualified by place |
| q - Qualified by result | R - IAAF Rule | Rk - Rank | SB - Season Best |
| WJR - World Junior Record | WR - World Record | =AR - Equal Area Record | =NR - Equal National Record |
| =OR - Equal Olympic Record | =PB - Equalled Personal Best | =SB - Equalled Season Best | =WJR - Equal World Junior Record |
| =WR - Equal World Record | | | |

21:40:37 18 AUG 2008
 ATW008000_C74D 3.0



NATIONAL STADIUM
国家体育场
STADE NATIONAL

THU 星期四 JEU
21 AUG 2008

ATHLETICS
田径 / ATHLÉTISME

WOMEN'S 1500m
女子1500米 / 1500 m - FEMMES

ROUND 1
第1轮 / 1ER TOUR



RESULTS
比赛成绩 / RÉSULTATS

| | | | | | |
|-----------------------|----------------|-------------------|-----|---------------|-------------|
| WORLD RECORD | 3:50.46 | QU Yunxia | CHN | Beijing (CHN) | 11 SEP 1993 |
| OLYMPIC RECORD | 3:53.96 | IVAN Paula | ROU | Seoul (KOR) | 1 OCT 1988 |

HEAT 1 Start Time: 19:00

| Rank | Bib | Name | NOC Code | Date of Birth | Order | Result |
|---------------------------|-------|------------------------|----------|--------------------------|-------|--------------|
| 1 | 1254 | JAMAL Maryam Yusuf | BRN | 16 SEP 1984 | 2 | 4:05.14 Q |
| 2 | 1622 | RODRIGUEZ Natalia | ESP | 2 JUN 1979 | 5 | 4:05.30 Q |
| 3 | 2384 | HILALI Siham | MAR | 2 MAY 1986 | 1 | 4:05.36 Q SB |
| 4 | 3124 | MISHCHENKO Anna | UKR | 25 AUG 1983 | 4 | 4:05.61 q PB |
| 5 | 1045 | JAMIESON Sarah | AUS | 24 MAR 1975 | 11 | 4:06.64 |
| 6 | 1843 | TWELL Stephanie | GBR | 17 AUG 1989 | 3 | 4:06.68 |
| 7 | 2628 | JAKUBCZAK-PAWELEC Anna | POL | 2 FEB 1973 | 9 | 4:07.33 |
| 8 | 3262 | WURTH-THOMAS Christin | USA | 11 JUL 1980 | 10 | 4:09.70 |
| 9 | 2274 | JELAGAT Irene | KEN | 10 DEC 1988 | 8 | 4:09.92 |
| 10 | 1948 | EFEDAKI Konstadina | GRE | 1 OCT 1978 | 7 | 4:15.02 |
| 11 | 1009 | TOUHAMI Nahida | ALG | 10 FEB 1978 | 6 | 4:18.99 |
| Intermediate Times | | | | | | |
| | 400m | 1:07.96 | 3124 | MISHCHENKO Anna (UKR) | | |
| | 800m | 2:13.98 | 3124 | MISHCHENKO Anna (UKR) | | |
| | 1200m | 3:18.80 | 1254 | JAMAL Maryam Yusuf (BRN) | | |

HEAT 2 Start Time: 19:09

| Rank | Bib | Name | NOC Code | Date of Birth | Order | Result |
|---------------------------|-------|-------------------|----------|-------------------------|-------|------------|
| 1 | 3105 | LISHCHYNSKA Iryna | UKR | 15 JAN 1976 | 6 | 4:13.60 Q |
| 2 | 1592 | FUENTES-PILA Iris | ESP | 10 AUG 1980 | 9 | 4:14.10 Q |
| 3 | 2408 | LAKHOUD Btissam | MAR | 7 DEC 1980 | 1 | 4:14.34 Q |
| 4 | 1835 | SCOTT Susan | GBR | 26 SEP 1977 | 5 | 4:14.66 |
| 5 | 2262 | KIBIWOTT Viola | KEN | 22 DEC 1983 | 4 | 4:15.62 |
| 6 | 1655 | BURKA Gelete | ETH | 23 JAN 1986 | 2 | 4:15.77 |
| 7 | 2481 | SAMARIA Agnes | NAM | 11 AUG 1972 | 10 | 4:15.80 |
| 8 | 3161 | DONOHUE Erin | USA | 8 MAY 1983 | 7 | 4:16.05 |
| 9 | 1068 | CORRIGAN Lisa | AUS | 2 DEC 1984 | 8 | 4:16.32 |
| 10 | 2572 | CHOJECKA Lidia | POL | 25 JAN 1977 | 3 | 4:19.57 |
| 11 | 1854 | TOGNA Domingas | GBS | 14 JUN 1981 | 11 | 5:05.76 NR |
| Intermediate Times | | | | | | |
| | 400m | 1:11.41 | 1655 | BURKA Gelete (ETH) | | |
| | 800m | 2:24.93 | 3105 | LISHCHYNSKA Iryna (UKR) | | |
| | 1200m | 3:30.41 | 2262 | KIBIWOTT Viola (KEN) | | |

HEAT 3 Start Time: 19:18

| Rank | Bib | Name | NOC Code | Date of Birth | Order | Result |
|---------------------------|-------|--------------------|----------|-----------------------|-------|--------------|
| 1 | 2282 | LANGAT Nancy Jebet | KEN | 22 AUG 1981 | 9 | 4:03.02 Q SB |
| 2 | 3069 | TOBIAS Nataliya | UKR | 22 NOV 1980 | 3 | 4:03.19 Q SB |
| 3 | 1798 | DOBRISKEY Lisa | GBR | 23 DEC 1983 | 7 | 4:03.22 Q PB |
| 4 | 3173 | ROWBURY Shannon | USA | 19 SEP 1984 | 6 | 4:03.89 q |
| 5 | 3328 | ALMINOVA Anna | RUS | 17 JAN 1985 | 5 | 4:04.66 q |
| 6 | 2579 | EJDYS Sylwia | POL | 15 JUL 1984 | 4 | 4:08.37 |
| 7 | 2722 | KALMER Rene | RSA | 3 NOV 1980 | 2 | 4:08.41 |
| 8 | 2883 | ROMAN Sonja | SLO | 11 MAR 1979 | 1 | 4:08.52 |
| 9 | 1397 | LIU Qing | CHN | 28 APR 1986 | 11 | 4:09.27 |
| 10 | 1681 | ASSEFA Meskerem | ETH | 20 SEP 1985 | 8 | 4:10.04 |
| 11 | 2387 | CHAABI Bouchra | MAR | 22 SEP 1980 | 10 | 4:19.89 |
| Intermediate Times | | | | | | |
| | 400m | 1:02.71 | 1397 | LIU Qing (CHN) | | |
| | 800m | 2:11.44 | 3173 | ROWBURY Shannon (USA) | | |
| | 1200m | 3:17.40 | 3328 | ALMINOVA Anna (RUS) | | |

Qualification: First 3 in each heat (Q) and the next 3 fastest (q) advance to the Final



NATIONAL STADIUM
国家体育场
STADE NATIONAL

THU 星期四 JEU
21 AUG 2008

ATHLETICS
田径 / ATHLÉTISME

WOMEN'S 1500m
女子1500米 / 1500 m - FEMMES

ROUND 1
第1轮 / 1ER TOUR



RESULTS
比赛成绩 / RÉSULTATS

Weather conditions at the beginning of the 1st heat

Temperature: 21 °C Humidity: 86 % Conditions: Cloudy

Legend:

NR National Record
SB Season Best

PB Personal Best

Q Qualified by place

q qualified by time



NATIONAL STADIUM
国家体育场
STADE NATIONAL

THU 星期四 JEU
21 AUG 2008

ATHLETICS
田径 / ATHLÉTISME

WOMEN'S 1500m
女子1500米 / 1500 m - FEMMES

ROUND 1
第1轮 / 1ER TOUR



RESULTS SUMMARY

比赛成绩综合 / RÉSUMÉ DES RÉSULTATS

| | | | | | |
|-----------------------|----------------|-------------------|-----|---------------|-------------|
| WORLD RECORD | 3:50.46 | QU Yunxia | CHN | Beijing (CHN) | 11 SEP 1993 |
| OLYMPIC RECORD | 3:53.96 | IVAN Paula | ROU | Seoul (KOR) | 1 OCT 1988 |

| Rank | Bib | Name | NOC Code | Heat | Order | Position | Time | | |
|------|------|------------------------|----------|------|-------|----------|---------|---|----|
| 1 | 2282 | LANGAT Nancy Jebet | KEN | 3 | 9 | 1 | 4:03.02 | Q | SB |
| 2 | 3069 | TOBIAS Nataliya | UKR | 3 | 3 | 2 | 4:03.19 | Q | SB |
| 3 | 1798 | DOBRISKEY Lisa | GBR | 3 | 7 | 3 | 4:03.22 | Q | PB |
| 4 | 3173 | ROWBURY Shannon | USA | 3 | 6 | 4 | 4:03.89 | q | |
| 5 | 3328 | ALMINOVA Anna | RUS | 3 | 5 | 5 | 4:04.66 | q | |
| 6 | 1254 | JAMAL Maryam Yusuf | BRN | 1 | 2 | 1 | 4:05.14 | Q | |
| 7 | 1622 | RODRIGUEZ Natalia | ESP | 1 | 5 | 2 | 4:05.30 | Q | |
| 8 | 2384 | HILALI Siham | MAR | 1 | 1 | 3 | 4:05.36 | Q | SB |
| 9 | 3124 | MISHCHENKO Anna | UKR | 1 | 4 | 4 | 4:05.61 | q | PB |
| 10 | 1045 | JAMIESON Sarah | AUS | 1 | 11 | 5 | 4:06.64 | | |
| 11 | 1843 | TWELL Stephanie | GBR | 1 | 3 | 6 | 4:06.68 | | |
| 12 | 2628 | JAKUBCZAK-PAWELEC Anna | POL | 1 | 9 | 7 | 4:07.33 | | |
| 13 | 2579 | EJDYS Sylwia | POL | 3 | 4 | 6 | 4:08.37 | | |
| 14 | 2722 | KALMER Rene | RSA | 3 | 2 | 7 | 4:08.41 | | |
| 15 | 2883 | ROMAN Sonja | SLO | 3 | 1 | 8 | 4:08.52 | | |
| 16 | 1397 | LIU Qing | CHN | 3 | 11 | 9 | 4:09.27 | | |
| 17 | 3262 | WURTH-THOMAS Christin | USA | 1 | 10 | 8 | 4:09.70 | | |
| 18 | 2274 | JELAGAT Irene | KEN | 1 | 8 | 9 | 4:09.92 | | |
| 19 | 1681 | ASSEFA Meskerem | ETH | 3 | 8 | 10 | 4:10.04 | | |
| 20 | 3105 | LISHCHYNSKA Iryna | UKR | 2 | 6 | 1 | 4:13.60 | Q | |
| 21 | 1592 | FUENTES-PILA Iris | ESP | 2 | 9 | 2 | 4:14.10 | Q | |
| 22 | 2408 | LAKHOUD Btissam | MAR | 2 | 1 | 3 | 4:14.34 | Q | |
| 23 | 1835 | SCOTT Susan | GBR | 2 | 5 | 4 | 4:14.66 | | |
| 24 | 1948 | EFEDAKI Konstadina | GRE | 1 | 7 | 10 | 4:15.02 | | |
| 25 | 2262 | KIBIWOTT Viola | KEN | 2 | 4 | 5 | 4:15.62 | | |
| 26 | 1655 | BURKA Gelete | ETH | 2 | 2 | 6 | 4:15.77 | | |
| 27 | 2481 | SAMARIA Agnes | NAM | 2 | 10 | 7 | 4:15.80 | | |
| 28 | 3161 | DONOHUE Erin | USA | 2 | 7 | 8 | 4:16.05 | | |
| 29 | 1068 | CORRIGAN Lisa | AUS | 2 | 8 | 9 | 4:16.32 | | |
| 30 | 1009 | TOUHAMI Nahida | ALG | 1 | 6 | 11 | 4:18.99 | | |
| 31 | 2572 | CHOJECKA Lidia | POL | 2 | 3 | 10 | 4:19.57 | | |
| 32 | 2387 | CHAABI Bouchra | MAR | 3 | 10 | 11 | 4:19.89 | | |
| 33 | 1854 | TOGNA Domingas | GBS | 2 | 11 | 11 | 5:05.76 | | NR |

Qualification: First 3 in each heat (Q) and the next 3 fastest (q) advance to the Final

| | | | | | |
|----------------|-----------------|----|---------------|---|---------------------|
| Legend: | | | | | |
| NR | National Record | PB | Personal Best | Q | Qualified by place |
| SB | Season Best | | | q | Qualified by result |



NATIONAL STADIUM
国家体育场
STADE NATIONAL

SAT 星期六 SAM
23 AUG 2008
19:50

ATHLETICS
田径 / ATHLÉTISME

WOMEN'S 1500m
女子1500米 / 1500 m - FEMMES

FINAL
决赛 / FINALE



RESULTS

比赛成绩 / RÉSULTATS

| | | | | | |
|-----------------------|----------------|-------------------|-----|---------------|-------------|
| WORLD RECORD | 3:50.46 | QU Yunxia | CHN | Beijing (CHN) | 11 SEP 1993 |
| OLYMPIC RECORD | 3:53.96 | IVAN Paula | ROU | Seoul (KOR) | 1 OCT 1988 |

| Rank | Bib | Name | NOC Code | Date of Birth | Order | Result | |
|------|------|--------------------|----------|---------------|-------|----------------|----|
| 1 | 2282 | LANGAT Nancy Jebet | KEN | 22 AUG 1981 | 3 | 4:00.23 | PB |
| 2 | 3105 | LISHCHYNSKA Iryna | UKR | 15 JAN 1976 | 8 | 4:01.63 | |
| 3 | 3069 | TOBIAS Nataliya | UKR | 22 NOV 1980 | 6 | 4:01.78 | PB |
| 4 | 1798 | DOBRISKEY Lisa | GBR | 23 DEC 1983 | 11 | 4:02.10 | PB |
| 5 | 1254 | JAMAL Maryam Yusuf | BRN | 16 SEP 1984 | 12 | 4:02.71 | |
| 6 | 1622 | RODRIGUEZ Natalia | ESP | 2 JUN 1979 | 2 | 4:03.19 | SB |
| 7 | 3173 | ROWBURY Shannon | USA | 19 SEP 1984 | 10 | 4:03.58 | |
| 8 | 1592 | FUENTES-PILA Iris | ESP | 10 AUG 1980 | 9 | 4:04.86 | |
| 9 | 3124 | MISHCHENKO Anna | UKR | 25 AUG 1983 | 4 | 4:05.13 | PB |
| 10 | 2384 | HILALI Siham | MAR | 2 MAY 1986 | 5 | 4:05.57 | |
| 11 | 3328 | ALMINOVA Anna | RUS | 17 JAN 1985 | 1 | 4:06.99 | |
| 12 | 2408 | LAKHOUD Btissam | MAR | 7 DEC 1980 | 7 | 4:07.25 | |

| | | | | |
|---------------------------|--------------|---------|------|--------------------------|
| Intermediate Times | 400m | 1:05.90 | 3328 | ALMINOVA Anna (RUS) |
| | 800m | 2:13.70 | 3328 | ALMINOVA Anna (RUS) |
| | 1200m | 3:16.41 | 1254 | JAMAL Maryam Yusuf (BRN) |

Weather conditions

Temperature: 30 °C Humidity: 44 % Conditions: Partly cloudy

Legend:

PB Personal Best **SB** Season Best

Results Progression



WOMEN'S 1500M FINAL

National Stadium / SAT 23 AUG 2008

World Record 3:50.46 QU Yunxia CHN Beijing(CHN) 11 SEP 1993
Olympic Record 3:53.96 IVAN Paula ROU Seoul(KOR) 1 OCT 1988

| Rk | Bib | Name | NOC | Date of Birth | Phase | Order | Position | Time | |
|----|------|---------------------------|------------|---------------|-------------|-------|----------|---------|------|
| 1 | 2282 | <u>LANGAT Nancy Jebet</u> | <u>KEN</u> | 22 AUG 1981 | Final | 3 | 1 | 4:00.23 | PB |
| | | | | | Round 1 3/3 | 9 | 1 | 4:03.02 | Q SB |
| 2 | 3105 | <u>LISHCHYNSKA Iryna</u> | <u>UKR</u> | 15 JAN 1976 | Final | 8 | 2 | 4:01.63 | |
| | | | | | Round 1 2/3 | 6 | 1 | 4:13.60 | Q |
| 3 | 3069 | <u>TOBIAS Nataliya</u> | <u>UKR</u> | 22 NOV 1980 | Final | 6 | 3 | 4:01.78 | PB |
| | | | | | Round 1 3/3 | 3 | 2 | 4:03.19 | Q SB |
| 4 | 1798 | <u>DOBRISKEY Lisa</u> | <u>GBR</u> | 23 DEC 1983 | Final | 11 | 4 | 4:02.10 | PB |
| | | | | | Round 1 3/3 | 7 | 3 | 4:03.22 | Q PB |
| 5 | 1254 | <u>JAMAL Maryam Yusuf</u> | <u>BRN</u> | 16 SEP 1984 | Final | 12 | 5 | 4:02.71 | |
| | | | | | Round 1 1/3 | 2 | 1 | 4:05.14 | Q |
| 6 | 1622 | <u>RODRIGUEZ Natalia</u> | <u>ESP</u> | 2 JUN 1979 | Final | 2 | 6 | 4:03.19 | SB |
| | | | | | Round 1 1/3 | 5 | 2 | 4:05.30 | Q |
| 7 | 3173 | <u>ROWBURY Shannon</u> | <u>USA</u> | 19 SEP 1984 | Final | 10 | 7 | 4:03.58 | |
| | | | | | Round 1 3/3 | 6 | 4 | 4:03.89 | q |
| 8 | 1592 | <u>FUENTES-PILA Iris</u> | <u>ESP</u> | 10 AUG 1980 | Final | 9 | 8 | 4:04.86 | |
| | | | | | Round 1 2/3 | 9 | 2 | 4:14.10 | Q |
| 9 | 3124 | <u>MISHCHENKO Anna</u> | <u>UKR</u> | 25 AUG 1983 | Final | 4 | 9 | 4:05.13 | PB |
| | | | | | Round 1 1/3 | 4 | 4 | 4:05.61 | q PB |
| 10 | 2384 | <u>HILALI Siham</u> | <u>MAR</u> | 2 MAY 1986 | Final | 5 | 10 | 4:05.57 | |
| | | | | | Round 1 1/3 | 1 | 3 | 4:05.36 | Q SB |
| 11 | 3328 | <u>ALMINOVA Anna</u> | <u>RUS</u> | 17 JAN 1985 | Final | 1 | 11 | 4:06.99 | |
| | | | | | Round 1 3/3 | 5 | 5 | 4:04.66 | q |
| 12 | 2408 | <u>LAKHOUD Btissam</u> | <u>MAR</u> | 7 DEC 1980 | Final | 7 | 12 | 4:07.25 | |
| | | | | | Round 1 2/3 | 1 | 3 | 4:14.34 | Q |

Legend

AR - Area Record DNF - Did not Finish DNS - Did not Start DQ - Disqualified
 NR - National Record OR - Olympic Record PB - Personal Best Q - Qualified by place
 q - Qualified by result R - IAAF Rule Rk - Rank SB - Season Best
 WJR - World Junior Record WR - World Record =AR - Equal Area Record =NR - Equal National Record
 =OR - Equal Olympic Record =PB - Equalled Personal Best =SB - Equalled Season Best =WJR - Equal World Junior Record
 =WR - Equal World Record

20:01:49 23 AUG 2008
 ATW015000_C74D 2.0



NATIONAL STADIUM
国家体育场
STADE NATIONAL

TUE 星期二 MAR
19 AUG 2008

ATHLETICS
田径 / ATHLÉTISME

WOMEN'S 5000m
女子5000米 / 5000 m - FEMMES

ROUND 1
第1轮 / 1ER TOUR



RESULTS
比赛成绩 / RÉSULTATS

| | | | | | |
|-----------------------|-----------------|------------------------|-----|--------------|-------------|
| WORLD RECORD | 14:11.15 | DIBABA Tirunesh | ETH | Oslo (NOR) | 6 JUN 2008 |
| OLYMPIC RECORD | 14:40.79 | SZABO Gabriela | ROU | Sydney (AUS) | 25 SEP 2000 |

HEAT 1 Start Time: 19:35

| Rank | Bib | Name | NOC Code | Date of Birth | Order | Result |
|------|------|------------------------------|----------|---------------|-------|-------------|
| 1 | 1659 | DIBABA Tirunesh | ETH | 1 JUN 1985 | 10 | 15:09.89 Q |
| 2 | 2280 | KIBET Sylvia | KEN | 28 MAR 1984 | 7 | 15:10.37 Q |
| 3 | 3046 | BEKELE Alemitu | TUR | 17 SEP 1977 | 15 | 15:10.92 Q |
| 4 | 1656 | MELKAMU Meselech | ETH | 27 APR 1985 | 5 | 15:11.21 Q |
| 5 | 2783 | GALKINA-SAMITOVA Gulnara | RUS | 9 JUL 1978 | 3 | 15:11.46 Q |
| 6 | 3221 | RHINES Jennifer | USA | 1 JUL 1974 | 8 | 15:15.12 Q |
| 7 | 2200 | KOBAYASHI Yuriko | JPN | 12 DEC 1988 | 1 | 15:15.87 |
| 8 | 1573 | SULTAN Simret | ERI | 20 JUL 1984 | 4 | 15:16.25 NR |
| 9 | 1185 | KRAUTSOVA Volha | BLR | 7 FEB 1981 | 2 | 15:21.85 SB |
| 10 | 2083 | WEISSTEINER Silvia | ITA | 13 JUL 1979 | 9 | 15:23.45 |
| 11 | 1399 | ZHANG Yingying | CHN | 4 JAN 1990 | 6 | 15:23.81 SB |
| 12 | 2972 | MOHAMED Zakia Mrisho | TAN | 19 FEB 1976 | 14 | 15:24.28 |
| 13 | 1587 | CHECA Dolores | ESP | 27 DEC 1982 | 13 | 15:31.22 |
| 14 | 2662 | AUGUSTO Jessica | POR | 8 NOV 1981 | 16 | 16:05.71 |
| 15 | 2415 | CHANDAMALE Lucia | MAW | 18 JUN 1988 | 12 | 16:44.09 |
| 16 | 2909 | da GRACA SOARES BONFIM Celma | STP | 23 DEC 1977 | 11 | 17:25.99 NR |

Intermediate Times

| | | | |
|-------|----------|------|--------------------------------|
| 1000m | 3:04.85 | 2083 | WEISSTEINER Silvia (ITA) |
| 2000m | 6:10.02 | 1587 | CHECA Dolores (ESP) |
| 3000m | 9:18.42 | 1587 | CHECA Dolores (ESP) |
| 4000m | 12:23.46 | 2783 | GALKINA-SAMITOVA Gulnara (RUS) |

HEAT 2 Start Time: 20:05

| Rank | Bib | Name | NOC Code | Date of Birth | Order | Result |
|------|------|---------------------------|----------|---------------|-------|---------------|
| 1 | 1665 | DEFAR Meseret | ETH | 19 NOV 1983 | 6 | 14:56.32 Q |
| 2 | 2283 | CHERUIYOT Vivian | KEN | 11 SEP 1983 | 4 | 14:57.27 Q SB |
| 3 | 2831 | SHOBUKHOVA Lilia | RUS | 13 NOV 1977 | 9 | 14:57.77 Q |
| 4 | 2253 | CHERONO Priscah Jepleting | KEN | 27 JUN 1980 | 15 | 14:58.07 Q |
| 5 | 3045 | ABEYLEGESSE Elvan | TUR | 11 SEP 1982 | 2 | 14:58.79 Q SB |
| 6 | 3283 | FLANAGAN Shalane | USA | 8 JUN 1981 | 8 | 14:59.69 Q SB |
| 7 | 3171 | GOUCHER Kara | USA | 9 JUL 1978 | 14 | 15:00.98 q |
| 8 | 1292 | METCALFE Megan | CAN | 27 JAN 1982 | 1 | 15:11.23 q PB |
| 9 | 1392 | XUE Fei | CHN | 8 AUG 1989 | 10 | 15:13.25 q SB |
| 10 | 2206 | FUKUSHI Kayoko | JPN | 25 MAR 1982 | 5 | 15:20.46 |
| 11 | 2386 | ALAOUI SELSOULI Mariem | MAR | 8 JUL 1984 | 12 | 15:21.47 |
| 12 | 2210 | AKABA Yukiko | JPN | 18 OCT 1979 | 16 | 15:38.30 |
| 13 | 2008 | PAPP Krisztina | HUN | 17 DEC 1982 | 13 | 16:08.86 |
| 14 | 1111 | NIYONIZIGIYE Francine | BDI | 26 SEP 1988 | 3 | 17:08.44 |
| | 2842 | ZADOROZHNYAYA Elena | RUS | 3 DEC 1976 | 7 | DNF |
| | 1823 | PAVEY Jo | GBR | 20 SEP 1973 | 11 | DNS |

Intermediate Times

| | | | |
|-------|----------|------|------------------------|
| 1000m | 2:58.70 | 2206 | FUKUSHI Kayoko (JPN) |
| 2000m | 6:01.92 | 2210 | AKABA Yukiko (JPN) |
| 3000m | 9:06.99 | 2831 | SHOBUKHOVA Lilia (RUS) |
| 4000m | 12:08.58 | 2831 | SHOBUKHOVA Lilia (RUS) |

Qualification: First 6 in each heat (Q) and the next 3 fastest (q) advance to the Final

Weather conditions at the beginning of the 1st heat

Temperature: 29 °C Humidity: 52 % Conditions: Cloudy

| | | | | | | | |
|----------------|--------------------|------------|-------------------|-----------|-----------------|-----------|---------------|
| Legend: | Did not Finish | DNS | Did not Start | NR | National Record | PB | Personal Best |
| Q | Qualified by place | q | qualified by time | SB | Season Best | | |



NATIONAL STADIUM
国家体育场
STADE NATIONAL

TUE 星期二 MAR
19 AUG 2008

ATHLETICS
田径 / ATHLÉTISME

WOMEN'S 5000m
女子5000米 / 5000 m - FEMMES

ROUND 1
第1轮 / 1ER TOUR



RESULTS SUMMARY

比赛成绩综合 / RÉSUMÉ DES RÉSULTATS

| | | | | | |
|-----------------------|-----------------|------------------------|-----|--------------|-------------|
| WORLD RECORD | 14:11.15 | DIBABA Tirunesh | ETH | Oslo (NOR) | 6 JUN 2008 |
| OLYMPIC RECORD | 14:40.79 | SZABO Gabriela | ROU | Sydney (AUS) | 25 SEP 2000 |

| Rank | Bib | Name | NOC Code | Heat | Order | Position | Time | |
|------|------|------------------------------|----------|------|-------|----------|----------|------|
| 1 | 1665 | DEFAR Meseret | ETH | 2 | 6 | 1 | 14:56.32 | Q |
| 2 | 2283 | CHERUIYOT Vivian | KEN | 2 | 4 | 2 | 14:57.27 | Q SB |
| 3 | 2831 | SHOBUKHOVA Lilia | RUS | 2 | 9 | 3 | 14:57.77 | Q |
| 4 | 2253 | CHERONO Priscah Jepleting | KEN | 2 | 15 | 4 | 14:58.07 | Q |
| 5 | 3045 | ABEYLEGESSE Elvan | TUR | 2 | 2 | 5 | 14:58.79 | Q SB |
| 6 | 3283 | FLANAGAN Shalane | USA | 2 | 8 | 6 | 14:59.69 | Q SB |
| 7 | 3171 | GOUCHER Kara | USA | 2 | 14 | 7 | 15:00.98 | q |
| 8 | 1659 | DIBABA Tirunesh | ETH | 1 | 10 | 1 | 15:09.89 | Q |
| 9 | 2280 | KIBET Sylvia | KEN | 1 | 7 | 2 | 15:10.37 | Q |
| 10 | 3046 | BEKELE Alemitu | TUR | 1 | 15 | 3 | 15:10.92 | Q |
| 11 | 1656 | MELKAMU Meselech | ETH | 1 | 5 | 4 | 15:11.21 | Q |
| 12 | 1292 | METCALFE Megan | CAN | 2 | 1 | 8 | 15:11.23 | q PB |
| 13 | 2783 | GALKINA-SAMITOVA Gulnara | RUS | 1 | 3 | 5 | 15:11.46 | Q |
| 14 | 1392 | XUE Fei | CHN | 2 | 10 | 9 | 15:13.25 | q SB |
| 15 | 3221 | RHINES Jennifer | USA | 1 | 8 | 6 | 15:15.12 | Q |
| 16 | 2200 | KOBAYASHI Yuriko | JPN | 1 | 1 | 7 | 15:15.87 | |
| 17 | 1573 | SULTAN Simret | ERI | 1 | 4 | 8 | 15:16.25 | NR |
| 18 | 2206 | FUKUSHI Kayoko | JPN | 2 | 5 | 10 | 15:20.46 | |
| 19 | 2386 | ALAOUI SELSOULI Mariem | MAR | 2 | 12 | 11 | 15:21.47 | |
| 20 | 1185 | KRAUTSOVA Volha | BLR | 1 | 2 | 9 | 15:21.85 | SB |
| 21 | 2083 | WEISSTEINER Silvia | ITA | 1 | 9 | 10 | 15:23.45 | |
| 22 | 1399 | ZHANG Yingying | CHN | 1 | 6 | 11 | 15:23.81 | SB |
| 23 | 2972 | MOHAMED Zakia Mrisho | TAN | 1 | 14 | 12 | 15:24.28 | |
| 24 | 1587 | CHECA Dolores | ESP | 1 | 13 | 13 | 15:31.22 | |
| 25 | 2210 | AKABA Yukiko | JPN | 2 | 16 | 12 | 15:38.30 | |
| 26 | 2662 | AUGUSTO Jessica | POR | 1 | 16 | 14 | 16:05.71 | |
| 27 | 2008 | PAPP Krisztina | HUN | 2 | 13 | 13 | 16:08.86 | |
| 28 | 2415 | CHANDAMALE Lucia | MAW | 1 | 12 | 15 | 16:44.09 | |
| 29 | 1111 | NIYONIZIGIYE Francine | BDI | 2 | 3 | 14 | 17:08.44 | |
| 30 | 2909 | da GRACA SOARES BONFIM Celma | STP | 1 | 11 | 16 | 17:25.99 | NR |
| | 2842 | ZADOROZHNYAYA Elena | RUS | 2 | 7 | | DNF | |
| | 1823 | PAVEY Jo | GBR | 2 | 11 | | DNS | |

Qualification: First 6 in each heat (Q) and the next 3 fastest (q) advance to the Final

| | | | | | | | |
|----------------|--------------------|------------|---------------------|-----------|-----------------|-----------|---------------|
| Legend: | | | | | | | |
| DNF | Did not Finish | DNS | Did not Start | NR | National Record | PB | Personal Best |
| Q | Qualified by place | q | Qualified by result | SB | Season Best | | |



NATIONAL STADIUM
国家体育场
STADE NATIONAL

FRI 星期五 VEN
22 AUG 2008
20:40

ATHLETICS
田径 / ATHLÉTISME

WOMEN'S 5000m
女子5000米 / 5000 m - FEMMES

FINAL
决赛 / FINALE



RESULTS

比赛成绩 / RÉSULTATS

| | | | | | |
|-----------------------|-----------------|------------------------|-----|--------------|-------------|
| WORLD RECORD | 14:11.15 | DIBABA Tirunesh | ETH | Oslo (NOR) | 6 JUN 2008 |
| OLYMPIC RECORD | 14:40.79 | SZABO Gabriela | ROU | Sydney (AUS) | 25 SEP 2000 |

| Rank | Bib | Name | NOC Code | Date of Birth | Order | Result |
|------|------|----------------------------------|----------|---------------|-------|-----------------|
| 1 | 1659 | DIBABA Tirunesh | ETH | 1 JUN 1985 | 6 | 15:41.40 |
| 2 | 3045 | ABEYLEGESSE Elvan | TUR | 11 SEP 1982 | 3 | 15:42.74 |
| 3 | 1665 | DEFAR Meseret | ETH | 19 NOV 1983 | 13 | 15:44.12 |
| 4 | 2280 | KIBET Sylvia | KEN | 28 MAR 1984 | 8 | 15:44.96 |
| 5 | 2283 | CHERUIYOT Vivian | KEN | 11 SEP 1983 | 2 | 15:46.32 |
| 6 | 2831 | SHOBUKHOVA Lilia | RUS | 13 NOV 1977 | 5 | 15:46.62 |
| 7 | 3046 | BEKELE Alemitu | TUR | 17 SEP 1977 | 9 | 15:48.48 |
| 8 | 1656 | MELKAMU Meselech | ETH | 27 APR 1985 | 4 | 15:49.03 |
| 9 | 3171 | GOUCHER Kara | USA | 9 JUL 1978 | 14 | 15:49.39 |
| 10 | 3283 | FLANAGAN Shalane | USA | 8 JUN 1981 | 1 | 15:50.80 |
| 11 | 2253 | CHERONO Priscah Jepleting | KEN | 27 JUN 1980 | 15 | 15:51.78 |
| 12 | 2783 | GALKINA-SAMITOVA Gulnara | RUS | 9 JUL 1978 | 7 | 15:56.97 |
| 13 | 1392 | XUE Fei | CHN | 8 AUG 1989 | 10 | 16:09.84 |
| 14 | 3221 | RHINES Jennifer | USA | 1 JUL 1974 | 11 | 16:34.63 |
| 15 | 1292 | METCALFE Megan | CAN | 27 JAN 1982 | 12 | 17:06.82 |

| | | | | |
|---------------------------|--------------|----------|------|--------------------------------|
| Intermediate Times | 1000m | 3:39.20 | 2783 | GALKINA-SAMITOVA Gulnara (RUS) |
| | 2000m | 6:45.41 | 3045 | ABEYLEGESSE Elvan (TUR) |
| | 3000m | 9:58.13 | 2783 | GALKINA-SAMITOVA Gulnara (RUS) |
| | 4000m | 13:04.77 | 1659 | DIBABA Tirunesh (ETH) |

Weather conditions

Temperature: 29 °C Humidity: 59 % Conditions: Partly cloudy

Results Progression



WOMEN'S 5000M FINAL

National Stadium / FRI 22 AUG 2008

World Record 14:11.15 DIBABA Tirunesh ETH Oslo(NOR) 6 JUN 2008
Olympic Record 14:40.79 SZABO Gabriela ROU Sydney(AUS) 25 SEP 2000

| Rk | Bib | Name | NOC | Date of Birth | Phase | Order | Position | Time | | |
|----|------|----------------------------------|------------|---------------|-------------|-------|----------|----------|----------|----|
| 1 | 1659 | <u>DIBABA Tirunesh</u> | <u>ETH</u> | 1 JUN 1985 | Final | 6 | 1 | 15:41.40 | | |
| | | | | | Round 1 1/2 | 10 | 1 | 15:09.89 | Q | |
| 2 | 3045 | <u>ABEYLEGESSE Elvan</u> | <u>TUR</u> | 11 SEP 1982 | Final | 3 | 2 | 15:42.74 | | |
| | | | | | Round 1 2/2 | 2 | 5 | 14:58.79 | Q | SB |
| 3 | 1665 | <u>DEFAR Meseret</u> | <u>ETH</u> | 19 NOV 1983 | Final | 13 | 3 | 15:44.12 | | |
| | | | | | Round 1 2/2 | 6 | 1 | 14:56.32 | Q | |
| 4 | 2280 | <u>KIBET Sylvia</u> | <u>KEN</u> | 28 MAR 1984 | Final | 8 | 4 | 15:44.96 | | |
| | | | | | Round 1 1/2 | 7 | 2 | 15:10.37 | Q | |
| 5 | 2283 | <u>CHERUIYOT Vivian</u> | <u>KEN</u> | 11 SEP 1983 | Final | 2 | 5 | 15:46.32 | | |
| | | | | | Round 1 2/2 | 4 | 2 | 14:57.27 | Q | SB |
| 6 | 2831 | <u>SHOBUKHOVA Lilia</u> | <u>RUS</u> | 13 NOV 1977 | Final | 5 | 6 | 15:46.62 | | |
| | | | | | Round 1 2/2 | 9 | 3 | 14:57.77 | Q | |
| 7 | 3046 | <u>BEKELE Alemitu</u> | <u>TUR</u> | 17 SEP 1977 | Final | 9 | 7 | 15:48.48 | | |
| | | | | | Round 1 1/2 | 15 | 3 | 15:10.92 | Q | |
| 8 | 1656 | <u>MELKAMU Meselech</u> | <u>ETH</u> | 27 APR 1985 | Final | 4 | 8 | 15:49.03 | | |
| | | | | | Round 1 1/2 | 5 | 4 | 15:11.21 | Q | |
| 9 | 3171 | <u>GOUCHER Kara</u> | <u>USA</u> | 9 JUL 1978 | Final | 14 | 9 | 15:49.39 | | |
| | | | | | Round 1 2/2 | 14 | 7 | 15:00.98 | q | |
| 10 | 3283 | <u>FLANAGAN Shalane</u> | <u>USA</u> | 8 JUN 1981 | Final | 1 | 10 | 15:50.80 | | |
| | | | | | Round 1 2/2 | 8 | 6 | 14:59.69 | Q | SB |
| 11 | 2253 | <u>CHERONO Priscah Jepleting</u> | <u>KEN</u> | 27 JUN 1980 | Final | 15 | 11 | 15:51.78 | | |
| | | | | | Round 1 2/2 | 15 | 4 | 14:58.07 | Q | |
| 12 | 2783 | <u>GALKINA-SAMITOVA Gulnara</u> | <u>RUS</u> | 9 JUL 1978 | Final | 7 | 12 | 15:56.97 | | |
| | | | | | Round 1 1/2 | 3 | 5 | 15:11.46 | Q | |
| 13 | 1392 | <u>XUE Fei</u> | <u>CHN</u> | 8 AUG 1989 | Final | 10 | 13 | 16:09.84 | | |
| | | | | | Round 1 2/2 | 10 | 9 | 15:13.25 | q | SB |
| 14 | 3221 | <u>RHINES Jennifer</u> | <u>USA</u> | 1 JUL 1974 | Final | 11 | 14 | 16:34.63 | | |
| | | | | | Round 1 1/2 | 8 | 6 | 15:15.12 | Q | |
| 15 | 1292 | <u>METCALFE Megan</u> | <u>CAN</u> | 27 JAN 1982 | Final | 12 | 15 | 17:06.82 | | |
| | | | | | Round 1 2/2 | 1 | 8 | 15:11.23 | q | PB |

Legend

| | | | |
|----------------------------|------------------------------|----------------------------|----------------------------------|
| AR - Area Record | DNF - Did not Finish | DNS - Did not Start | DQ - Disqualified |
| NR - National Record | OR - Olympic Record | PB - Personal Best | Q - Qualified by place |
| q - Qualified by result | R - IAAF Rule | Rk - Rank | SB - Season Best |
| WJR - World Junior Record | WR - World Record | =AR - Equal Area Record | =NR - Equal National Record |
| =OR - Equal Olympic Record | =PB - Equalled Personal Best | =SB - Equalled Season Best | =WJR - Equal World Junior Record |
| =WR - Equal World Record | | | |

21:04:33 22 AUG 2008
 ATW050000_C74D 2.0



NATIONAL STADIUM
国家体育场
STADE NATIONAL

FRI 星期五 VEN
15 AUG 2008
22:45

ATHLETICS
田径 / ATHLÉTISME

WOMEN'S 10,000m
女子10000米 / 10000 m - FEMMES

FINAL
决赛 / FINALE



RESULTS
比赛成绩 / RÉSULTATS

| | | | | | |
|----------------|----------|--------------|-----|---------------|-------------|
| WORLD RECORD | 29:31.78 | WANG Junxia | CHN | Beijing (CHN) | 8 SEP 1993 |
| OLYMPIC RECORD | 30:17.49 | TULU Derartu | ETH | Sydney (AUS) | 30 SEP 2000 |

| Rank | Bib | Name | NOC Code | Date of Birth | Order | Result | |
|------|------|------------------------|----------|---------------|-------|----------|--------|
| 1 | 1659 | DIBABA Tirunesh | ETH | 1 JUN 1985 | 9 | 29:54.66 | OR,AR |
| 2 | 3045 | ABEYLEGESSE Elvan | TUR | 11 SEP 1982 | 31 | 29:56.34 | AR |
| 3 | 3283 | FLANAGAN Shalane | USA | 8 JUN 1981 | 13 | 30:22.22 | AR |
| 4 | 2248 | MASAI Linet Chepkwemoi | KEN | 5 DEC 1989 | 23 | 30:26.50 | WJR,NR |
| 5 | 2781 | KONOVALOVA Maria | RUS | 14 AUG 1974 | 11 | 30:35.84 | PB |
| 6 | 2801 | ABITOVA Inga | RUS | 6 MAR 1982 | 26 | 30:37.33 | SB |
| 7 | 2278 | WANGUI Lucy Kabuu | KEN | 24 MAR 1984 | 21 | 30:39.96 | PB |
| 8 | 2492 | KIPLAGAT Lornah | NED | 1 MAY 1974 | 30 | 30:40.27 | SB |
| 9 | 2544 | SMITH Kimberley | NZL | 19 NOV 1981 | 14 | 30:51.00 | |
| 10 | 3171 | GOUCHER Kara | USA | 9 JUL 1978 | 20 | 30:55.16 | PB |
| 11 | 2206 | FUKUSHI Kayoko | JPN | 25 MAR 1982 | 19 | 31:01.14 | SB |
| 12 | 1823 | PAVEY Jo | GBR | 20 SEP 1973 | 17 | 31:12.30 | PB |
| 13 | 1898 | MOCKENHAUPT Sabrina | GER | 6 DEC 1980 | 15 | 31:14.21 | PB |
| 14 | 1677 | DIBABA Ejegayehu | ETH | 13 JAN 1982 | 4 | 31:22.18 | |
| 15 | 2491 | KIBET Hilda | NED | 17 MAR 1981 | 2 | 31:29.69 | |
| 16 | 1399 | ZHANG Yingying | CHN | 4 JAN 1990 | 25 | 31:31.12 | SB |
| 17 | 2223 | SHIBUI Yoko | JPN | 14 MAR 1979 | 28 | 31:31.13 | |
| 18 | 2286 | ARUSEI Peninah | KEN | 23 FEB 1979 | 18 | 31:39.87 | |
| 19 | 2855 | ARYASOVA Tatiana | RUS | 2 APR 1979 | 29 | 31:45.57 | |
| 20 | 2210 | AKABA Yukiko | JPN | 18 OCT 1979 | 32 | 32:00.37 | |
| 21 | 1373 | BAI Xue | CHN | 15 DEC 1988 | 8 | 32:20.27 | |
| 22 | 2006 | KALOVICS Aniko | HUN | 13 MAY 1977 | 12 | 32:24.83 | |
| 23 | 1826 | REED Kate | GBR | 28 SEP 1982 | 10 | 32:26.69 | |
| 24 | 1113 | de VOS Nathalie | BEL | 9 DEC 1982 | 27 | 32:33.45 | SB |
| 25 | 2030 | PREEJA Sreedharan | IND | 13 MAR 1982 | 6 | 32:34.64 | |
| 26 | 3140 | BEGLEY-YODER Amy | USA | 11 JAN 1978 | 3 | 32:38.28 | |
| 27 | 2450 | RODRIGUEZ Dulce Maria | MEX | 14 AUG 1972 | 16 | 32:58.04 | |
| 28 | 1337 | DONG Xiaoqin | CHN | 2 JAN 1983 | 5 | 33:03.14 | |
| 29 | 1632 | CHECA Isabel | ESP | 27 DEC 1982 | 22 | 33:17.88 | |
| | 2385 | LEGHZAOUI Asmae | MAR | 30 AUG 1976 | 7 | DNF | |
| | 1660 | TUFA Mestawet | ETH | 5 OCT 1986 | 1 | DNF | |
| | 3101 | BERKUT Nataliya | UKR | 30 MAY 1975 | 24 | DNS | |

| Intermediate Times | 1000m | 3:00.46 | 2492 | KIPLAGAT Lornah (NED) |
|--------------------|-------|----------|------|-------------------------|
| | 2000m | 6:00.15 | 2492 | KIPLAGAT Lornah (NED) |
| | 3000m | 9:03.83 | 2492 | KIPLAGAT Lornah (NED) |
| | 4000m | 12:06.60 | 2492 | KIPLAGAT Lornah (NED) |
| | 5000m | 15:09.98 | 2492 | KIPLAGAT Lornah (NED) |
| | 6000m | 18:12.85 | 2492 | KIPLAGAT Lornah (NED) |
| | 7000m | 21:14.46 | 3045 | ABEYLEGESSE Elvan (TUR) |
| | 8000m | 24:09.40 | 3045 | ABEYLEGESSE Elvan (TUR) |
| | 9000m | 27:06.02 | 3045 | ABEYLEGESSE Elvan (TUR) |

Weather conditions

Temperature: 26 °C Humidity: 53 % Conditions: Partly cloudy

| | | | | |
|----------------|-------------------|--------------------|-------------------|--------------------|
| Legend: | AR Area Record | DNF Did not Finish | DNS Did not Start | NR National Record |
| | OR Olympic Record | PB Personal Best | SB Season Best | |



DETAILED RESULTS
详细比赛成绩 / RÉSULTATS DÉTAILLÉS

| | | | | | |
|-----------------------|----------------|------------------------|-----|--------------|-------------|
| WORLD RECORD | 2:15:25 | RADCLIFFE Paula | GBR | London (GBR) | 13 APR 2003 |
| OLYMPIC RECORD | 2:23:14 | TAKAHASHI Naoko | JPN | Sydney (AUS) | 24 SEP 2000 |

| Rank | Bib | Name | NOC Code | Date of Birth | Result | Time Behind | | | | | | | | | | | | | | | | | | |
|------|------|----------------------------|----------|---------------|----------------|-------------|------------|------------|------------|--------------|--------------|--------------|--------------|--------------|--------------|--|------|--|--|--|--|--|------|----|
| | | | | | | | 5km | 10km | 15km | 20km | Half | 25km | 30km | 35km | 40km | | | | | | | | | |
| 1 | 2716 | TOMESCU Constantina | ROU | 23 JAN 1970 | 2:26:44 | | | | | | | | | | | | | | | | | | SB | |
| | | | | | | | 18:26 (40) | 36:11 (3) | 53:52 (5) | 1:11:27 (1) | 1:15:11 (1) | 1:28:16 (1) | 1:45:04 (1) | 2:02:00 (1) | 2:19:07 (1) | | 7:37 | | | | | | | |
| 2 | 2272 | NDEREBA Catherine | KEN | 21 JUL 1972 | 2:27:06 | | | | | | | | | | | | | | | | | | 0:22 | |
| | | | | | | | 18:27 (54) | 36:19 (48) | 53:55 (41) | 1:11:34 (27) | 1:15:23 (26) | 1:28:53 (19) | 1:46:02 (12) | 2:03:10 (3) | 2:20:08 (4) | | 6:58 | | | | | | | |
| 3 | 1367 | ZHOU Chunxiu | CHN | 15 NOV 1978 | 2:27:07 | | | | | | | | | | | | | | | | | | 0:23 | |
| | | | | | | | 18:25 (30) | 36:11 (4) | 53:52 (6) | 1:11:28 (5) | 1:15:15 (4) | 1:28:50 (6) | 1:46:01 (3) | 2:03:10 (4) | 2:20:07 (2) | | 7:00 | | | | | | | SB |
| | | | | | | | 17:46 | 17:41 | 17:36 | 3:47 | 13:35 | 17:11 | 17:09 | 16:57 | | | | | | | | | | |
| 4 | 1391 | ZHU Xiaolin | CHN | 20 FEB 1984 | 2:27:16 | | | | | | | | | | | | | | | | | | 0:32 | |
| | | | | | | | 18:24 (6) | 36:12 (8) | 53:53 (15) | 1:11:28 (7) | 1:15:16 (5) | 1:28:50 (7) | 1:46:01 (5) | 2:03:10 (5) | 2:20:07 (3) | | 7:09 | | | | | | | SB |
| | | | | | | | 17:48 | 17:41 | 17:35 | 3:48 | 13:34 | 17:11 | 17:09 | 16:57 | | | | | | | | | | |
| 5 | 2284 | KOMU Martha | KEN | 23 MAR 1983 | 2:27:23 | | | | | | | | | | | | | | | | | | 0:39 | |
| | | | | | | | 18:27 (59) | 36:18 (44) | 53:54 (40) | 1:11:29 (19) | 1:15:16 (9) | 1:28:51 (12) | 1:46:01 (2) | 2:03:10 (2) | 2:20:08 (5) | | 7:15 | | | | | | | |
| | | | | | | | 17:51 | 17:36 | 17:35 | 3:47 | 13:35 | 17:10 | 17:09 | 16:58 | | | | | | | | | | |
| 6 | 1845 | YAMAUCHI Mara | GBR | 13 AUG 1973 | 2:27:29 | | | | | | | | | | | | | | | | | | 0:45 | |
| | | | | | | | 18:25 (18) | 36:14 (30) | 53:53 (22) | 1:11:28 (10) | 1:15:16 (10) | 1:28:50 (8) | 1:46:02 (6) | 2:03:11 (7) | 2:20:11 (6) | | 7:18 | | | | | | | |
| | | | | | | | 17:49 | 17:39 | 17:35 | 3:48 | 13:34 | 17:12 | 17:09 | 17:00 | | | | | | | | | | |
| 7 | 2806 | TIMOFEEVA Irina | RUS | 5 APR 1970 | 2:27:31 | | | | | | | | | | | | | | | | | | 0:47 | |
| | | | | | | | 18:24 (13) | 36:13 (28) | 53:53 (30) | 1:11:28 (11) | 1:15:16 (16) | 1:28:50 (10) | 1:46:01 (4) | 2:03:11 (6) | 2:20:11 (7) | | 7:20 | | | | | | | |
| | | | | | | | 17:49 | 17:40 | 17:35 | 3:48 | 13:34 | 17:11 | 17:10 | 17:00 | | | | | | | | | | |
| 8 | 2717 | SIMON Lidia Elena | ROU | 4 SEP 1973 | 2:27:51 | | | | | | | | | | | | | | | | | | 1:07 | |
| | | | | | | | 18:26 (47) | 36:18 (43) | 53:53 (18) | 1:11:28 (9) | 1:15:15 (3) | 1:28:50 (5) | 1:46:02 (10) | 2:03:11 (8) | 2:20:23 (8) | | 7:28 | | | | | | | |
| | | | | | | | 17:52 | 17:35 | 17:35 | 3:47 | 13:35 | 17:12 | 17:09 | 17:12 | | | | | | | | | | |
| 9 | 1016 | AIT SALEM Souad | ALG | 6 JAN 1979 | 2:28:29 | | | | | | | | | | | | | | | | | | 1:45 | |
| | | | | | | | 18:24 (10) | 36:11 (5) | 53:52 (1) | 1:11:28 (4) | 1:15:16 (8) | 1:28:50 (3) | 1:46:02 (7) | 2:03:14 (9) | 2:20:49 (9) | | 7:40 | | | | | | | |
| | | | | | | | 17:47 | 17:41 | 17:36 | 3:48 | 13:34 | 17:12 | 17:12 | 17:35 | | | | | | | | | | |
| 10 | 2279 | KOSGEI Salina | KEN | 16 NOV 1976 | 2:29:28 | | | | | | | | | | | | | | | | | | 2:44 | |
| | | | | | | | 18:26 (46) | 36:13 (27) | 53:53 (32) | 1:11:32 (25) | 1:15:19 (19) | 1:28:51 (13) | 1:46:02 (8) | 2:03:24 (10) | 2:21:20 (10) | | 8:08 | | | | | | | |
| | | | | | | | 17:47 | 17:40 | 17:39 | 3:47 | 13:32 | 17:11 | 17:22 | 17:56 | | | | | | | | | | |
| 11 | 2372 | BALCIUNAITE Zivile | LTU | 3 APR 1979 | 2:29:33 | | | | | | | | | | | | | | | | | | 2:49 | |
| | | | | | | | 18:24 (5) | 36:11 (2) | 53:52 (3) | 1:11:28 (2) | 1:15:15 (2) | 1:28:50 (4) | 1:46:06 (13) | 2:03:44 (11) | 2:21:43 (11) | | 7:50 | | | | | | | |
| | | | | | | | 17:47 | 17:41 | 17:36 | 3:47 | 13:35 | 17:16 | 17:38 | 17:59 | | | | | | | | | | |
| 12 | 2679 | KIM Kum Ok | PRK | 9 DEC 1988 | 2:30:01 | | | | | | | | | | | | | | | | | | 3:17 | |
| | | | | | | | 18:24 (15) | 36:12 (9) | 53:52 (4) | 1:11:28 (8) | 1:15:16 (6) | 1:28:51 (15) | 1:46:15 (16) | 2:04:03 (13) | 2:22:05 (12) | | 7:56 | | | | | | | SB |
| | | | | | | | 17:48 | 17:40 | 17:36 | 3:48 | 13:35 | 17:24 | 17:48 | 18:02 | | | | | | | | | | |



DETAILED RESULTS
详细比赛成绩 / RÉSULTATS DÉTAILLÉS

| Rank | Bib | Name | NOC Code | Date of Birth | Result | Time Behind | | | | | | | | | | | | | | |
|------|------|---------------------------|----------|---------------|----------------|-------------|------------|------------|------------|--------------|--------------|--------------|--------------|--------------|--------------|--|--|--|--|------|
| | | | | | | | 5km | 10km | 15km | 20km | Half | 25km | 30km | 35km | 40km | | | | | |
| 13 | 2207 | NAKAMURA Yurika | JPN | 1 APR 1986 | 2:30:19 | 3:35 | | | | | | | | | | | | | | |
| | | | | | | | 18:26 (41) | 36:13 (17) | 53:52 (7) | 1:11:29 (16) | 1:15:16 (15) | 1:28:51 (18) | 1:46:16 (17) | 2:04:16 (15) | 2:22:30 (13) | | | | | 7:49 |
| 14 | 2075 | INCERTI Anna | ITA | 19 JAN 1980 | 2:30:55 | 4:11 | PB | | | | | | | | | | | | | |
| | | | | | | | 18:25 (32) | 36:14 (34) | 53:53 (33) | 1:11:37 (33) | 1:15:33 (33) | 1:29:29 (32) | 1:47:17 (24) | 2:05:25 (19) | 2:23:11 (15) | | | | | 7:44 |
| 15 | 1679 | TUNE Dire | ETH | 19 JUN 1985 | 2:31:16 | 4:32 | | | | | | | | | | | | | | |
| | | | | | | | 18:25 (27) | 36:12 (15) | 53:52 (12) | 1:11:28 (6) | 1:15:16 (7) | 1:28:51 (16) | 1:46:02 (9) | 2:04:16 (14) | 2:23:10 (14) | | | | | 8:06 |
| 16 | 2543 | RILLSTONE Nina | NZL | 15 APR 1975 | 2:31:16 | 4:32 | | | | | | | | | | | | | | |
| | | | | | | | 18:24 (9) | 36:14 (35) | 53:52 (13) | 1:11:30 (23) | 1:15:20 (23) | 1:29:06 (23) | 1:47:02 (19) | 2:05:07 (18) | 2:23:13 (16) | | | | | 8:03 |
| 17 | 2074 | GENOVESE Bruna | ITA | 24 SEP 1976 | 2:31:31 | 4:47 | | | | | | | | | | | | | | |
| | | | | | | | 18:24 (2) | 36:13 (24) | 53:53 (21) | 1:11:37 (32) | 1:15:31 (31) | 1:29:29 (30) | 1:47:17 (25) | 2:05:25 (20) | 2:23:37 (19) | | | | | 7:54 |
| 18 | 2712 | TALPOS Luminita | ROU | 9 OCT 1972 | 2:31:41 | 4:57 | | | | | | | | | | | | | | |
| | | | | | | | 18:26 (37) | 36:12 (13) | 53:52 (11) | 1:11:30 (21) | 1:15:17 (17) | 1:28:51 (17) | 1:46:15 (15) | 2:04:28 (17) | 2:23:28 (18) | | | | | 8:13 |
| 19 | 2446 | PEREZ Madai | MEX | 2 FEB 1980 | 2:31:47 | 5:03 | | | | | | | | | | | | | | |
| | | | | | | | 18:26 (52) | 36:18 (47) | 53:54 (38) | 1:11:34 (28) | 1:15:22 (24) | 1:28:51 (11) | 1:46:07 (14) | 2:04:16 (16) | 2:23:24 (17) | | | | | 8:23 |
| 20 | 1730 | DAUNAY Christelle | FRA | 5 DEC 1974 | 2:31:48 | 5:04 | | | | | | | | | | | | | | |
| | | | | | | | 18:27 (56) | 36:16 (40) | 53:54 (36) | 1:11:36 (30) | 1:15:28 (29) | 1:29:24 (26) | 1:47:17 (23) | 2:05:26 (21) | 2:23:41 (20) | | | | | 8:07 |
| 21 | 1066 | JOHNSON Benita | AUS | 6 MAY 1979 | 2:32:06 | 5:22 | | | | | | | | | | | | | | |
| | | | | | | | 18:26 (38) | 36:14 (29) | 53:53 (31) | 1:11:36 (31) | 1:15:31 (32) | 1:29:32 (34) | 1:47:46 (31) | 2:06:12 (26) | 2:24:28 (23) | | | | | 7:38 |
| 22 | 2815 | ZAKHAROVA Svetlana | RUS | 15 SEP 1970 | 2:32:16 | 5:32 | | | | | | | | | | | | | | |
| | | | | | | | 18:25 (29) | 36:13 (25) | 53:53 (29) | 1:11:30 (22) | 1:15:20 (22) | 1:29:06 (22) | 1:47:11 (22) | 2:05:35 (22) | 2:24:17 (22) | | | | | 7:59 |
| 23 | 1825 | RADCLIFFE Paula | GBR | 17 DEC 1973 | 2:32:38 | 5:54 | | | | | | | | | | | | | | |
| | | | | | | | 18:24 (11) | 36:14 (36) | 53:52 (2) | 1:11:28 (3) | 1:15:23 (25) | 1:28:50 (2) | 1:46:02 (11) | 2:03:49 (12) | 2:23:47 (21) | | | | | 8:51 |
| 24 | 2636 | DRYBULSKA Monika | POL | 15 MAY 1980 | 2:32:39 | 5:55 | SB | | | | | | | | | | | | | |
| | | | | | | | 18:26 (44) | 36:21 (57) | 54:29 (56) | 1:12:40 (52) | 1:16:39 (51) | 1:31:01 (48) | 1:48:53 (40) | 2:06:37 (28) | 2:24:39 (24) | | | | | 8:00 |
| 25 | 2305 | LEE Eunjeong | KOR | 21 APR 1981 | 2:33:07 | 6:23 | | | | | | | | | | | | | | |
| | | | | | | | 18:25 (22) | 36:13 (16) | 53:53 (26) | 1:11:29 (18) | 1:15:16 (14) | 1:29:08 (25) | 1:48:11 (34) | 2:06:39 (29) | 2:25:04 (26) | | | | | 8:03 |



DETAILED RESULTS
详细比赛成绩 / RÉSULTATS DÉTAILLÉS

| Rank | Bib | Name | NOC Code | Date of Birth | Result | Time Behind | | | | | | | | | | | | | | |
|------|------|---------------------------------|----------|---------------|----------------|-------------|------------|------------|------------|--------------|--------------|--------------|--------------|--------------|--------------|--|--|--|--|------|
| | | | | | | | 5km | 10km | 15km | 20km | Half | 25km | 30km | 35km | 40km | | | | | |
| 26 | 1846 | YELLING Liz | GBR | 5 DEC 1974 | 2:33:12 | 6:28 | | | | | | | | | | | | | | |
| | | | | | | | 18:24 (1) | 36:10 (1) | 53:52 (9) | 1:11:33 (26) | 1:15:19 (21) | 1:29:03 (21) | 1:47:10 (21) | 2:05:52 (23) | 2:25:06 (27) | | | | | 8:06 |
| 27 | 3228 | RUSSELL Blake | USA | 24 JUL 1975 | 2:33:13 | 6:29 | | | | | | | | | | | | | | |
| | | | | | | | 18:24 (8) | 36:13 (18) | 53:53 (28) | 1:11:37 (35) | 1:15:33 (34) | 1:29:29 (29) | 1:47:33 (29) | 2:06:06 (24) | 2:25:04 (25) | | | | | 8:09 |
| 28 | 2480 | NAIGAMBO Beata | NAM | 11 MAR 1980 | 2:33:29 | 6:45 | | | | | | | | | | | | | | |
| | | | | | | | 18:26 (39) | 36:13 (26) | 53:53 (27) | 1:11:34 (29) | 1:15:31 (30) | 1:29:43 (35) | 1:47:55 (32) | 2:06:40 (30) | 2:25:32 (28) | | | | | 7:57 |
| 29 | 2107 | SICARI Vincenza | ITA | 19 MAR 1979 | 2:33:31 | 6:47 | | | | | | | | | | | | | | |
| | | | | | | | 18:25 (35) | 36:16 (41) | 53:54 (39) | 1:11:47 (37) | 1:15:46 (37) | 1:29:55 (36) | 1:48:47 (39) | 2:07:06 (35) | 2:25:35 (30) | | | | | 7:56 |
| 30 | 2583 | GRUCA Dorota | POL | 5 DEC 1970 | 2:33:32 | 6:48 | | | | | | | | | | | | | | |
| | | | | | | | 18:26 (48) | 36:14 (37) | 54:05 (47) | 1:12:06 (43) | 1:16:08 (42) | 1:30:29 (39) | 1:48:40 (37) | 2:07:00 (33) | 2:25:36 (31) | | | | | 7:56 |
| 31 | 3087 | FILONYUK Tetyana | UKR | 5 APR 1984 | 2:33:35 | 6:51 | | | | | | | | | | | | | | |
| | | | | | | | 18:27 (53) | 36:22 (58) | 54:28 (52) | 1:12:28 (46) | 1:16:24 (46) | 1:30:37 (42) | 1:48:41 (38) | 2:07:00 (34) | 2:25:34 (29) | | | | | 8:01 |
| 32 | 2640 | BARROS Marisa | POR | 25 FEB 1980 | 2:34:08 | 7:24 | | | | | | | | | | | | | | |
| | | | | | | | 18:27 (57) | 36:20 (52) | 54:28 (53) | 1:12:40 (50) | 1:16:39 (49) | 1:31:01 (47) | 1:49:15 (44) | 2:07:43 (38) | 2:26:06 (33) | | | | | 8:02 |
| 33 | 1078 | WEIGHTMAN Lisa Jane | AUS | 16 JAN 1979 | 2:34:16 | 7:32 | | | | | | | | | | | | | | |
| | | | | | | | 18:29 (63) | 36:35 (62) | 54:43 (59) | 1:12:54 (57) | 1:16:57 (55) | 1:31:11 (51) | 1:49:18 (45) | 2:07:50 (40) | 2:26:29 (36) | | | | | 7:47 |
| 34 | 2536 | OTTERBU Kirsten Melkevik | NOR | 29 MAY 1970 | 2:34:35 | 7:51 | | | | | | | | | | | | | | |
| | | | | | | | 18:24 (4) | 36:15 (38) | 53:54 (34) | 1:11:37 (34) | 1:15:34 (35) | 1:29:32 (33) | 1:48:25 (36) | 2:07:28 (37) | 2:26:46 (38) | | | | | 7:49 |
| 35 | 2548 | HUNTER-GALVAN Liza | NZL | 25 JUN 1969 | 2:34:51 | 8:07 | | | | | | | | | | | | | | |
| | | | | | | | 18:27 (55) | 36:15 (39) | 53:52 (14) | 1:11:39 (36) | 1:15:35 (36) | 1:29:29 (31) | 1:47:28 (28) | 2:06:11 (25) | 2:25:58 (32) | | | | | 8:53 |
| 36 | 2677 | JONG Yong Ok | PRK | 24 JAN 1981 | 2:34:52 | 8:08 | | | | | | | | | | | | | | |
| | | | | | | | 18:26 (42) | 36:12 (12) | 53:53 (17) | 1:11:28 (12) | 1:15:16 (12) | 1:28:58 (20) | 1:47:28 (27) | 2:06:57 (32) | 2:26:27 (35) | | | | | 8:25 |
| 37 | 2378 | DRAZDAUSKAITE Rasa | LTU | 20 MAR 1981 | 2:35:09 | 8:25 | | | | | | | | | | | | | | |
| | | | | | | | 18:26 (49) | 36:18 (46) | 54:18 (50) | 1:12:28 (48) | 1:16:29 (47) | 1:30:49 (45) | 1:49:19 (46) | 2:07:57 (41) | 2:27:00 (39) | | | | | 8:09 |
| 38 | 1873 | KRAUS Melanie | GER | 24 OCT 1974 | 2:35:17 | 8:33 | | | | | | | | | | | | | | |
| | | | | | | | 18:31 (68) | 36:54 (63) | 55:34 (65) | 1:14:14 (63) | 1:18:22 (63) | 1:33:00 (58) | 1:51:08 (54) | 2:09:17 (48) | 2:27:27 (42) | | | | | 7:50 |



DETAILED RESULTS
详细比赛成绩 / RÉSULTATS DÉTAILLÉS

| Rank | Bib | Name | NOC Code | | | | | | | Date of Birth | Result | Time Behind | |
|------|------|--------------------|------------|------------|------------|--------------|--------------|--------------|--------------|---------------|----------------|-------------|------|
| | | | 5km | 10km | 15km | 20km | Half | 25km | 30km | | | | 35km |
| 39 | 2558 | PORTILLA Maria | PER | | | | | | | 10 APR 1972 | 2:35:19 | 8:35 | NR |
| | | | 18:25 (23) | 36:12 (10) | 54:05 (46) | 1:12:07 (45) | 1:16:10 (43) | 1:30:33 (40) | 1:49:14 (43) | 2:08:13 (42) | 2:27:22 (40) | 7:57 | |
| | | | | 17:47 | 17:53 | 18:02 | 4:03 | 14:23 | 18:41 | 18:59 | 19:09 | | |
| 40 | 2483 | JOHANNES Helalia | NAM | | | | | | | 13 AUG 1980 | 2:35:22 | 8:38 | |
| | | | 18:25 (34) | 36:13 (23) | 53:57 (44) | 1:11:57 (39) | 1:15:53 (38) | 1:30:03 (38) | 1:48:19 (35) | 2:06:54 (31) | 2:26:36 (37) | 8:46 | |
| | | | | 17:48 | 17:44 | 18:00 | 3:56 | 14:10 | 18:16 | 18:35 | 19:42 | | |
| 41 | 1344 | ZHANG Shujing | CHN | | | | | | | 13 SEP 1978 | 2:35:35 | 8:51 | |
| | | | 18:25 (25) | 36:11 (6) | 53:53 (20) | 1:11:29 (13) | 1:15:19 (20) | 1:29:24 (28) | 1:47:28 (26) | 2:06:28 (27) | 2:26:24 (34) | 9:11 | |
| | | | | 17:46 | 17:42 | 17:36 | 3:50 | 14:05 | 18:04 | 19:00 | 19:56 | | |
| 42 | 1141 | KIMANI Lucia | BIH | | | | | | | 21 JUN 1980 | 2:35:47 | 9:03 | NR |
| | | | 18:38 (71) | 36:54 (65) | 55:34 (66) | 1:14:15 (65) | 1:18:22 (65) | 1:33:00 (61) | 1:51:28 (57) | 2:09:42 (52) | 2:27:53 (45) | 7:54 | |
| | | | | 18:16 | 18:40 | 18:41 | 4:07 | 14:38 | 18:28 | 18:14 | 18:11 | | |
| 43 | 1557 | RUALES Sandra | ECU | | | | | | | 30 MAY 1974 | 2:35:53 | 9:09 | PB |
| | | | 18:25 (31) | 36:19 (49) | 53:57 (42) | 1:12:07 (44) | 1:16:14 (45) | 1:30:53 (46) | 1:49:35 (48) | 2:08:22 (44) | 2:27:22 (41) | 8:31 | |
| | | | | 17:54 | 17:38 | 18:10 | 4:07 | 14:39 | 18:42 | 18:47 | 19:00 | | |
| 44 | 1075 | SMYTH Kate | AUS | | | | | | | 22 SEP 1972 | 2:36:10 | 9:26 | |
| | | | 18:26 (43) | 36:20 (55) | 54:15 (49) | 1:12:31 (49) | 1:16:42 (52) | 1:31:21 (52) | 1:50:09 (52) | 2:09:01 (47) | 2:27:56 (46) | 8:14 | |
| | | | | 17:54 | 17:55 | 18:16 | 4:11 | 14:39 | 18:48 | 18:52 | 18:55 | | |
| 45 | 1629 | CENTENO Yesenia | ESP | | | | | | | 27 JUN 1971 | 2:36:25 | 9:41 | |
| | | | 18:25 (21) | 36:14 (31) | 53:53 (23) | 1:11:29 (17) | 1:15:17 (18) | 1:29:07 (24) | 1:47:55 (33) | 2:07:21 (36) | 2:27:35 (43) | 8:50 | |
| | | | | 17:49 | 17:39 | 17:36 | 3:48 | 13:50 | 18:48 | 19:26 | 20:14 | | |
| 46 | 2661 | DIAS Ana | POR | | | | | | | 15 JAN 1974 | 2:36:25 | 9:41 | |
| | | | 18:27 (60) | 36:20 (54) | 54:29 (55) | 1:12:40 (51) | 1:16:39 (50) | 1:31:02 (50) | 1:49:26 (47) | 2:08:22 (43) | 2:27:49 (44) | 8:36 | |
| | | | | 17:53 | 18:09 | 18:11 | 3:59 | 14:23 | 18:24 | 18:56 | 19:27 | | |
| 47 | 1566 | HABTEMARIAM Nebiat | ERI | | | | | | | 29 DEC 1978 | 2:37:03 | 10:19 | |
| | | | 18:25 (28) | 36:13 (21) | 53:53 (24) | 1:11:29 (20) | 1:15:25 (28) | 1:29:56 (37) | 1:49:12 (41) | 2:08:30 (46) | 2:28:24 (49) | 8:39 | |
| | | | | 17:48 | 17:40 | 17:36 | 3:56 | 14:31 | 19:16 | 19:18 | 19:54 | | |
| 48 | 2678 | JO Pun Hui | PRK | | | | | | | 27 NOV 1979 | 2:37:04 | 10:20 | |
| | | | 18:24 (12) | 36:14 (33) | 53:53 (25) | 1:11:31 (24) | 1:15:24 (27) | 1:29:24 (27) | 1:47:45 (30) | 2:07:43 (39) | 2:28:10 (47) | 8:54 | |
| | | | | 17:50 | 17:39 | 17:38 | 3:53 | 14:00 | 18:21 | 19:58 | 20:27 | | |
| 49 | 3322 | TSATSA Tabitha | ZIM | | | | | | | 18 SEP 1972 | 2:37:10 | 10:26 | |
| | | | 18:25 (26) | 36:13 (22) | 53:57 (43) | 1:11:58 (42) | 1:16:00 (40) | 1:30:33 (41) | 1:49:13 (42) | 2:08:30 (45) | 2:28:17 (48) | 8:53 | |
| | | | | 17:48 | 17:44 | 18:01 | 4:02 | 14:33 | 18:40 | 19:17 | 19:47 | | |
| 50 | 3039 | DOGAN Bahar | TUR | | | | | | | 2 SEP 1974 | 2:37:12 | 10:28 | PB |
| | | | 18:27 (61) | 36:19 (50) | 53:54 (37) | 1:11:48 (38) | 1:15:53 (39) | 1:30:38 (43) | 1:49:44 (49) | 2:09:27 (49) | 2:29:10 (50) | 8:02 | |
| | | | | 17:52 | 17:35 | 17:54 | 4:05 | 14:45 | 19:06 | 19:43 | 19:43 | | |
| 51 | 1214 | dos SANTOS Marily | BRA | | | | | | | 5 FEB 1978 | 2:38:10 | 11:26 | |
| | | | 18:25 (17) | 36:12 (11) | 53:58 (45) | 1:11:58 (41) | 1:16:03 (41) | 1:30:47 (44) | 1:49:56 (50) | 2:09:33 (50) | 2:29:23 (51) | 8:47 | |
| | | | | 17:47 | 17:46 | 18:00 | 4:05 | 14:44 | 19:09 | 19:37 | 19:50 | | |



DETAILED RESULTS
详细比赛成绩 / RÉSULTATS DÉTAILLÉS

| Rank | Bib | Name | NOC Code | Date of Birth | Result | Time Behind | | | | | | | | | | | | | | |
|------|------|---------------------------|----------|---------------|----------------|-------------|------------|------------|------------|--------------|--------------|--------------|--------------|--------------|--------------|--|--|--|--|------|
| | | | | | | | 5km | 10km | 15km | 20km | Half | 25km | 30km | 35km | 40km | | | | | |
| 52 | 1876 | HAHN Susanne | GER | 23 APR 1978 | 2:38:31 | 11:47 | | | | | | | | | | | | | | |
| | | | | | | | 18:26 (51) | 36:54 (66) | 55:33 (63) | 1:14:14 (62) | 1:18:22 (62) | 1:33:00 (60) | 1:51:32 (58) | 2:10:45 (54) | 2:30:15 (53) | | | | | 8:16 |
| | | | | | | | | 18:28 | 18:39 | 18:41 | 4:08 | 14:38 | 18:32 | 19:13 | 19:30 | | | | | |
| 53 | 2300 | CHAE Eunhee | KOR | 20 JUL 1982 | 2:38:52 | 12:08 | | | | | | | | | | | | | | |
| | | | | | | | 18:26 (45) | 36:16 (42) | 54:13 (48) | 1:12:28 (47) | 1:16:29 (48) | 1:31:01 (49) | 1:50:09 (51) | 2:09:38 (51) | 2:29:49 (52) | | | | | 9:03 |
| | | | | | | | | 17:50 | 17:57 | 18:15 | 4:01 | 14:32 | 19:08 | 19:29 | 20:11 | | | | | |
| 54 | 1583 | AGUILAR Alessandra | ESP | 1 JUL 1978 | 2:39:29 | 12:45 | | | | | | | | | | | | | | |
| | | | | | | | 18:29 (64) | 36:21 (56) | 54:29 (57) | 1:12:41 (54) | 1:16:45 (54) | 1:31:37 (53) | 1:51:04 (53) | 2:10:50 (55) | 2:31:02 (55) | | | | | 8:27 |
| | | | | | | | | 17:52 | 18:08 | 18:12 | 4:04 | 14:52 | 19:27 | 19:46 | 20:12 | | | | | |
| 55 | 2456 | RETIZ Patricia | MEX | 17 MAR 1971 | 2:39:34 | 12:50 | | | | | | | | | | | | | | |
| | | | | | | | 18:24 (14) | 36:22 (60) | 54:47 (60) | 1:13:24 (59) | 1:17:31 (58) | 1:32:12 (55) | 1:51:12 (55) | 2:10:44 (53) | 2:30:50 (54) | | | | | 8:44 |
| | | | | | | | | 17:58 | 18:25 | 18:37 | 4:07 | 14:41 | 19:00 | 19:32 | 20:06 | | | | | |
| 56 | 2312 | LEE Sunyoung | KOR | 20 AUG 1984 | 2:43:23 | 16:39 | | | | | | | | | | | | | | |
| | | | | | | | 18:26 (50) | 36:18 (45) | 54:20 (51) | 1:12:58 (58) | 1:17:09 (57) | 1:32:38 (56) | 1:52:30 (59) | 2:13:12 (56) | 2:34:28 (56) | | | | | 8:55 |
| | | | | | | | | 17:52 | 18:02 | 18:38 | 4:11 | 15:29 | 19:52 | 20:42 | 21:16 | | | | | |
| 57 | 1082 | GRADWOHL Eva Maria | AUT | 29 MAR 1973 | 2:44:24 | 17:40 | | | | | | | | | | | | | | |
| | | | | | | | 18:31 (70) | 36:54 (64) | 55:34 (64) | 1:14:14 (64) | 1:18:22 (64) | 1:33:00 (59) | 1:52:42 (60) | 2:13:55 (57) | 2:35:19 (57) | | | | | 9:05 |
| | | | | | | | | 18:23 | 18:40 | 18:40 | 4:08 | 14:38 | 19:42 | 21:13 | 21:24 | | | | | |
| 58 | 2291 | ARKHIPOVA Iuliia | KGZ | 7 MAR 1984 | 2:44:41 | 17:57 | | | | | | | | | | | | | | |
| | | | | | | | 19:34 (77) | 38:14 (73) | 56:44 (69) | 1:15:29 (67) | 1:19:45 (67) | 1:35:15 (64) | 1:54:59 (63) | 2:15:06 (58) | 2:35:53 (58) | | | | | 8:48 |
| | | | | | | | | 18:40 | 18:30 | 18:45 | 4:16 | 15:30 | 19:44 | 20:07 | 20:47 | | | | | |
| 59 | 1196 | CALIZAYA Sonia | BOL | 20 FEB 1976 | 2:45:53 | 19:09 | | | | | | | | | | | | | | |
| | | | | | | | 18:59 (74) | 38:14 (74) | 57:17 (74) | 1:16:39 (71) | 1:21:06 (70) | 1:36:32 (66) | 1:56:22 (66) | 2:16:15 (60) | 2:37:00 (59) | | | | | 8:53 |
| | | | | | | | | 19:15 | 19:03 | 19:22 | 4:27 | 15:26 | 19:50 | 19:53 | 20:45 | | | | | |
| 60 | 1939 | DONTA Eleni | GRE | 17 JUN 1980 | 2:46:44 | 20:00 | | | | | | | | | | | | | | |
| | | | | | | | 19:34 (79) | 39:09 (79) | 58:47 (79) | 1:18:31 (77) | 1:22:54 (75) | 1:38:34 (73) | 1:58:34 (69) | 2:18:42 (65) | 2:38:23 (61) | | | | | 8:21 |
| | | | | | | | | 19:35 | 19:38 | 19:44 | 4:23 | 15:40 | 20:00 | 20:08 | 19:41 | | | | | |
| 61 | 2444 | PEREZ Karina | MEX | 4 OCT 1982 | 2:47:02 | 20:18 | | | | | | | | | | | | | | |
| | | | | | | | 18:25 (19) | 36:22 (59) | 54:47 (61) | 1:13:46 (61) | 1:18:16 (61) | 1:33:57 (62) | 1:54:52 (62) | 2:16:15 (61) | 2:38:42 (62) | | | | | 8:20 |
| | | | | | | | | 17:57 | 18:25 | 18:59 | 4:30 | 15:41 | 20:55 | 21:23 | 22:27 | | | | | |
| 62 | 1425 | SANCHEZ Bertha | COL | 4 NOV 1978 | 2:47:02 | 20:18 | | | | | | | | | | | | | | |
| | | | | | | | 18:29 (65) | 36:57 (68) | 55:35 (67) | 1:14:56 (66) | 1:19:13 (66) | 1:34:35 (63) | 1:55:03 (64) | 2:16:51 (62) | 2:38:42 (63) | | | | | 8:20 |
| | | | | | | | | 18:28 | 18:38 | 19:21 | 4:17 | 15:22 | 20:28 | 21:48 | 21:51 | | | | | |
| 63 | 2054 | CURLEY Pauline | IRL | 10 MAR 1969 | 2:47:16 | 20:32 | | | | | | | | | | | | | | |
| | | | | | | | 19:34 (78) | 39:08 (78) | 58:47 (78) | 1:18:31 (76) | 1:22:54 (76) | 1:38:33 (72) | 1:58:35 (70) | 2:18:42 (66) | 2:38:49 (64) | | | | | 8:27 |
| | | | | | | | | 19:34 | 19:39 | 19:44 | 4:23 | 15:39 | 20:02 | 20:07 | 20:07 | | | | | |
| 64 | 1603 | PUEYO Maria Jose | ESP | 16 MAR 1970 | 2:48:01 | 21:17 | | | | | | | | | | | | | | |
| | | | | | | | 18:30 (66) | 36:24 (61) | 54:48 (62) | 1:13:29 (60) | 1:17:39 (59) | 1:32:39 (57) | 1:53:21 (61) | 2:17:15 (63) | 2:38:59 (65) | | | | | 9:02 |
| | | | | | | | | 17:54 | 18:24 | 18:41 | 4:10 | 15:00 | 20:42 | 23:54 | 21:44 | | | | | |



DETAILED RESULTS
详细比赛成绩 / RÉSULTATS DÉTAILLÉS

| Rank | Bib | Name | NOC Code | Date of Birth | Result | Time Behind | | | | | | | | | | | | | | |
|------|------|------------------------------|----------|---------------|----------------|-------------|------------|------------|--------------|--------------|--------------|--------------|--------------|--------------|--------------|--|--|--|--|-------|
| | | | | | | | 5km | 10km | 15km | 20km | Half | 25km | 30km | 35km | 40km | | | | | |
| 65 | 2010 | TEVELI Petra | HUN | 1 NOV 1979 | 2:48:32 | 21:48 | | | | | | | | | | | | | | |
| | | | | | | | 18:58 (72) | 37:58 (72) | 57:07 (73) | 1:16:29 (69) | 1:20:53 (68) | 1:36:17 (65) | 1:56:48 (67) | 2:18:06 (64) | 2:39:15 (66) | | | | | 9:17 |
| 66 | 2858 | NYIRABARAME Epiphanie | RWA | 15 DEC 1981 | 2:49:32 | 22:48 | | | | | | | | | | | | | | |
| | | | | | | | 18:25 (24) | 37:21 (69) | 56:46 (70) | 1:16:54 (73) | 1:21:32 (72) | 1:37:43 (68) | 1:58:25 (68) | 2:19:34 (67) | 2:40:54 (67) | | | | | 8:38 |
| 67 | 2947 | TOMAS Zuzana | SVK | 18 FEB 1976 | 2:49:39 | 22:55 | | | | | | | | | | | | | | |
| | | | | | | | 19:08 (75) | 38:30 (76) | 57:21 (75) | 1:16:42 (72) | 1:20:57 (69) | 1:36:46 (67) | 1:56:05 (65) | 2:15:48 (59) | 2:38:02 (60) | | | | | 11:37 |
| 68 | 1435 | TRANA Gabriela | CRC | 3 MAR 1980 | 2:53:45 | 27:01 | | | | | | | | | | | | | | |
| | | | | | | | 19:08 (76) | 38:31 (77) | 57:57 (76) | 1:17:41 (74) | 1:22:08 (73) | 1:38:06 (70) | 1:58:58 (71) | 2:20:50 (68) | 2:43:35 (68) | | | | | 10:10 |
| 69 | 3119 | SKLYARENKO Oxana | UKR | 4 MAY 1981 | 2:55:39 | 28:55 | | | | | | | | | | | | | | |
| | | | | | | | 18:30 (67) | 36:55 (67) | 55:54 (68) | 1:16:36 (70) | 1:21:10 (71) | 1:37:46 (69) | 1:59:09 (72) | 2:21:54 (69) | 2:45:34 (69) | | | | | 10:05 |
| 1654 | | ADERE Berhane | ETH | 23 NOV 1973 | DNF | | | | | | | | | | | | | | | |
| | | | | | | | 18:25 (16) | 36:13 (19) | 53:53 (16) | 1:11:29 (15) | 1:15:16 (13) | 1:28:50 (9) | 1:46:22 (18) | | | | | | | |
| 1653 | | WAMI Gete | ETH | 19 AUG 1974 | DNF | | | | | | | | | | | | | | | |
| | | | | | | | 18:25 (20) | 36:13 (20) | 53:52 (10) | 1:11:29 (14) | 1:15:16 (11) | 1:28:51 (14) | 1:47:05 (20) | | | | | | | |
| 2650 | | MONTEIRO Ines | POR | 18 MAY 1980 | DNF | | | | | | | | | | | | | | | |
| | | | | | | | 18:27 (58) | 36:20 (53) | 54:29 (58) | 1:12:41 (53) | 1:16:45 (53) | 1:31:38 (54) | 1:51:24 (56) | | | | | | | |
| 2417 | | DELION Valentina | MDA | 30 OCT 1973 | DNF | | | | | | | | | | | | | | | |
| | | | | | | | 18:59 (73) | 38:25 (75) | 57:57 (77) | 1:18:04 (75) | 1:22:38 (74) | 1:39:02 (74) | 2:00:50 (73) | | | | | | | |
| 2201 | | TOSA Reiko | JPN | 11 JUN 1976 | DNF | | | | | | | | | | | | | | | |
| | | | | | | | 18:25 (36) | 36:14 (32) | 53:54 (35) | 1:12:49 (55) | 1:17:40 (60) | 1:38:14 (71) | | | | | | | | |
| 2899 | | JEVTIC Olivera | SRB | 24 JUL 1977 | DNF | | | | | | | | | | | | | | | |
| | | | | | | | 18:24 (3) | 36:12 (14) | 53:53 (19) | 1:11:57 (40) | 1:16:11 (44) | | | | | | | | | |
| 2759 | | BOGOMOLOVA Galina | RUS | 15 OCT 1977 | DNF | | | | | | | | | | | | | | | |
| | | | | | | | 18:25 (33) | 36:19 (51) | 54:28 (54) | 1:12:50 (56) | 1:17:04 (56) | | | | | | | | | |
| 2998 | | DIAS XIMENES Mariana | TLS | 13 DEC 1983 | DNF | | | | | | | | | | | | | | | |
| | | | | | | | 19:49 (80) | 41:37 (80) | 1:04:20 (80) | 1:27:39 (78) | 1:32:52 (77) | | | | | | | | | |



NATIONAL STADIUM
国家体育场
STADE NATIONAL

SUN 星期天 DIM
17 AUG 2008
7:30

ATHLETICS
田径 / ATHLÉTISME

WOMEN'S MARATHON
女子马拉松 / MARATHON - FEMMES



DETAILED RESULTS
详细比赛成绩 / RÉSULTATS DÉTAILLÉS

| Rank | Bib | Name | NOC Code | | | | | | | Date of Birth | Result | Time Behind |
|------|-----|------------------------|------------|------------|------------|--------------|------|------|------|---------------|------------|-------------|
| | | | 5km | 10km | 15km | 20km | Half | 25km | 30km | | | |
| 2011 | | RAKONCZAI Beata | HUN | | | | | | | 25 JUN 1977 | DNF | |
| | | | 18:31 (69) | 37:31 (71) | 56:50 (72) | 1:16:09 (68) | | | | | | |
| | | | | 19:00 | 19:19 | 19:19 | | | | | | |
| 2354 | | TJOKA Mamorallo | LES | | | | | | | 25 OCT 1984 | DNF | |
| | | | 18:24 (7) | 36:12 (7) | 53:52 (8) | | | | | | | |
| | | | | 17:48 | 17:40 | | | | | | | |
| 3264 | | LEWY Magda | USA | | | | | | | 1 AUG 1973 | DNF | |
| | | | 18:28 (62) | 37:24 (70) | 56:50 (71) | | | | | | | |
| | | | | 18:56 | 19:26 | | | | | | | |
| 3189 | | KASTOR Deena | USA | | | | | | | 14 FEB 1973 | DNF | |
| | | | | | | | | | | | | |
| 1253 | | EJJAFINI Nadia | BRN | | | | | | | 8 NOV 1977 | DNS | |
| | | | | | | | | | | | | |

Weather conditions
Start of race:
End of race:

Temperature
23°C
24°C

Humidity
73%
69%

Conditions
Cloudy
Cloudy

| | | | | | | | |
|----------------|----------------|------------|---------------|-----------|-----------------|-----------|---------------|
| Legend: | Did not Finish | DNS | Did not Start | NR | National Record | PB | Personal Best |
| DNF | | | | | | | |
| SB | Season Best | | | | | | |



NATIONAL STADIUM
国家体育场
STADE NATIONAL

SUN 星期天 DIM
17 AUG 2008
7:30

ATHLETICS
田径 / ATHLÉTISME

WOMEN'S MARATHON
女子马拉松 / MARATHON - FEMMES



RESULTS
比赛成绩 / RÉSULTATS

| | | | | | |
|-----------------------|----------------|------------------------|-----|--------------|-------------|
| WORLD RECORD | 2:15:25 | RADCLIFFE Paula | GBR | London (GBR) | 13 APR 2003 |
| OLYMPIC RECORD | 2:23:14 | TAKAHASHI Naoko | JPN | Sydney (AUS) | 24 SEP 2000 |

| Rank | Bib | Name | NOC Code | Date of Birth | Result | Time Behind | |
|------|------|--------------------------|----------|---------------|----------------|-------------|----|
| 1 | 2716 | TOMESCU Constantina | ROU | 23 JAN 1970 | 2:26:44 | | SB |
| 2 | 2272 | NDEREBA Catherine | KEN | 21 JUL 1972 | 2:27:06 | 0:22 | |
| 3 | 1367 | ZHOU Chunxiu | CHN | 15 NOV 1978 | 2:27:07 | 0:23 | SB |
| 4 | 1391 | ZHU Xiaolin | CHN | 20 FEB 1984 | 2:27:16 | 0:32 | SB |
| 5 | 2284 | KOMU Martha | KEN | 23 MAR 1983 | 2:27:23 | 0:39 | |
| 6 | 1845 | YAMAUCHI Mara | GBR | 13 AUG 1973 | 2:27:29 | 0:45 | |
| 7 | 2806 | TIMOFEEVA Irina | RUS | 5 APR 1970 | 2:27:31 | 0:47 | |
| 8 | 2717 | SIMON Lidia Elena | ROU | 4 SEP 1973 | 2:27:51 | 1:07 | |
| 9 | 1016 | AIT SALEM Souad | ALG | 6 JAN 1979 | 2:28:29 | 1:45 | |
| 10 | 2279 | KOSGEI Salina | KEN | 16 NOV 1976 | 2:29:28 | 2:44 | |
| 11 | 2372 | BALCIUNAITE Zivile | LTU | 3 APR 1979 | 2:29:33 | 2:49 | |
| 12 | 2679 | KIM Kum Ok | PRK | 9 DEC 1988 | 2:30:01 | 3:17 | SB |
| 13 | 2207 | NAKAMURA Yurika | JPN | 1 APR 1986 | 2:30:19 | 3:35 | |
| 14 | 2075 | INCERTI Anna | ITA | 19 JAN 1980 | 2:30:55 | 4:11 | PB |
| 15 | 1679 | TUNE Dire | ETH | 19 JUN 1985 | 2:31:16 | 4:32 | |
| 16 | 2543 | RILLSTONE Nina | NZL | 15 APR 1975 | 2:31:16 | 4:32 | |
| 17 | 2074 | GENOVESE Bruna | ITA | 24 SEP 1976 | 2:31:31 | 4:47 | |
| 18 | 2712 | TALPOS Luminita | ROU | 9 OCT 1972 | 2:31:41 | 4:57 | |
| 19 | 2446 | PEREZ Madai | MEX | 2 FEB 1980 | 2:31:47 | 5:03 | |
| 20 | 1730 | DAUNAY Christelle | FRA | 5 DEC 1974 | 2:31:48 | 5:04 | |
| 21 | 1066 | JOHNSON Benita | AUS | 6 MAY 1979 | 2:32:06 | 5:22 | |
| 22 | 2815 | ZAKHAROVA Svetlana | RUS | 15 SEP 1970 | 2:32:16 | 5:32 | |
| 23 | 1825 | RADCLIFFE Paula | GBR | 17 DEC 1973 | 2:32:38 | 5:54 | |
| 24 | 2636 | DRYBULSKA Monika | POL | 15 MAY 1980 | 2:32:39 | 5:55 | SB |
| 25 | 2305 | LEE Eunjeong | KOR | 21 APR 1981 | 2:33:07 | 6:23 | |
| 26 | 1846 | YELLING Liz | GBR | 5 DEC 1974 | 2:33:12 | 6:28 | |
| 27 | 3228 | RUSSELL Blake | USA | 24 JUL 1975 | 2:33:13 | 6:29 | |
| 28 | 2480 | NAIGAMBO Beata | NAM | 11 MAR 1980 | 2:33:29 | 6:45 | |
| 29 | 2107 | SICARI Vincenza | ITA | 19 MAR 1979 | 2:33:31 | 6:47 | |
| 30 | 2583 | GRUCA Dorota | POL | 5 DEC 1970 | 2:33:32 | 6:48 | |
| 31 | 3087 | FILONYUK Tetyana | UKR | 5 APR 1984 | 2:33:35 | 6:51 | |
| 32 | 2640 | BARROS Marisa | POR | 25 FEB 1980 | 2:34:08 | 7:24 | |
| 33 | 1078 | WEIGHTMAN Lisa Jane | AUS | 16 JAN 1979 | 2:34:16 | 7:32 | |
| 34 | 2536 | OTTERBU Kirsten Melkevik | NOR | 29 MAY 1970 | 2:34:35 | 7:51 | |
| 35 | 2548 | HUNTER-GALVAN Liza | NZL | 25 JUN 1969 | 2:34:51 | 8:07 | |
| 36 | 2677 | JONG Yong Ok | PRK | 24 JAN 1981 | 2:34:52 | 8:08 | |
| 37 | 2378 | DRAZDAUSKAITE Rasa | LTU | 20 MAR 1981 | 2:35:09 | 8:25 | |
| 38 | 1873 | KRAUS Melanie | GER | 24 OCT 1974 | 2:35:17 | 8:33 | |
| 39 | 2558 | PORTILLA Maria | PER | 10 APR 1972 | 2:35:19 | 8:35 | NR |
| 40 | 2483 | JOHANNES Helalia | NAM | 13 AUG 1980 | 2:35:22 | 8:38 | |
| 41 | 1344 | ZHANG Shujing | CHN | 13 SEP 1978 | 2:35:35 | 8:51 | |
| 42 | 1141 | KIMANI Lucia | BIH | 21 JUN 1980 | 2:35:47 | 9:03 | NR |
| 43 | 1557 | RUALES Sandra | ECU | 30 MAY 1974 | 2:35:53 | 9:09 | PB |
| 44 | 1075 | SMYTH Kate | AUS | 22 SEP 1972 | 2:36:10 | 9:26 | |
| 45 | 1629 | CENTENO Yesenia | ESP | 27 JUN 1971 | 2:36:25 | 9:41 | |
| 46 | 2661 | DIAS Ana | POR | 15 JAN 1974 | 2:36:25 | 9:41 | |



NATIONAL STADIUM
国家体育场
STADE NATIONAL

SUN 星期天 DIM
17 AUG 2008
7:30

ATHLETICS
田径 / ATHLÉTISME

WOMEN'S MARATHON
女子马拉松 / MARATHON - FEMMES



RESULTS
比赛成绩 / RÉSULTATS

| Rank | Bib | Name | NOC Code | Date of Birth | Result | Time Behind |
|------|------|-----------------------|----------|---------------|---------|-------------|
| 47 | 1566 | HABTEMARIAM Nebiat | ERI | 29 DEC 1978 | 2:37:03 | 10:19 |
| 48 | 2678 | JO Pun Hui | PRK | 27 NOV 1979 | 2:37:04 | 10:20 |
| 49 | 3322 | TSATSA Tabitha | ZIM | 18 SEP 1972 | 2:37:10 | 10:26 |
| 50 | 3039 | DOGAN Bahar | TUR | 2 SEP 1974 | 2:37:12 | 10:28 |
| 51 | 1214 | dos SANTOS Marily | BRA | 5 FEB 1978 | 2:38:10 | 11:26 |
| 52 | 1876 | HAHN Susanne | GER | 23 APR 1978 | 2:38:31 | 11:47 |
| 53 | 2300 | CHAE Eunhee | KOR | 20 JUL 1982 | 2:38:52 | 12:08 |
| 54 | 1583 | AGUILAR Alessandra | ESP | 1 JUL 1978 | 2:39:29 | 12:45 |
| 55 | 2456 | RETIZ Patricia | MEX | 17 MAR 1971 | 2:39:34 | 12:50 |
| 56 | 2312 | LEE Sunyoung | KOR | 20 AUG 1984 | 2:43:23 | 16:39 |
| 57 | 1082 | GRADWOHL Eva Maria | AUT | 29 MAR 1973 | 2:44:24 | 17:40 |
| 58 | 2291 | ARKHIPOVA Iuliia | KGZ | 7 MAR 1984 | 2:44:41 | 17:57 |
| 59 | 1196 | CALIZAYA Sonia | BOL | 20 FEB 1976 | 2:45:53 | 19:09 |
| 60 | 1939 | DONTA Eleni | GRE | 17 JUN 1980 | 2:46:44 | 20:00 |
| 61 | 2444 | PEREZ Karina | MEX | 4 OCT 1982 | 2:47:02 | 20:18 |
| 62 | 1425 | SANCHEZ Bertha | COL | 4 NOV 1978 | 2:47:02 | 20:18 |
| 63 | 2054 | CURLEY Pauline | IRL | 10 MAR 1969 | 2:47:16 | 20:32 |
| 64 | 1603 | PUEYO Maria Jose | ESP | 16 MAR 1970 | 2:48:01 | 21:17 |
| 65 | 2010 | TEVELI Petra | HUN | 1 NOV 1979 | 2:48:32 | 21:48 |
| 66 | 2858 | NYIRABARAME Epiphanie | RWA | 15 DEC 1981 | 2:49:32 | 22:48 |
| 67 | 2947 | TOMAS Zuzana | SVK | 18 FEB 1976 | 2:49:39 | 22:55 |
| 68 | 1435 | TRANA Gabriela | CRC | 3 MAR 1980 | 2:53:45 | 27:01 |
| 69 | 3119 | SKLYARENKO Oxana | UKR | 4 MAY 1981 | 2:55:39 | 28:55 |
| | 1654 | ADERE Berhane | ETH | 23 NOV 1973 | DNF | |
| | 1653 | WAMI Gete | ETH | 19 AUG 1974 | DNF | |
| | 2650 | MONTEIRO Ines | POR | 18 MAY 1980 | DNF | |
| | 2417 | DELION Valentina | MDA | 30 OCT 1973 | DNF | |
| | 2201 | TOSA Reiko | JPN | 11 JUN 1976 | DNF | |
| | 2899 | JEVTIC Olivera | SRB | 24 JUL 1977 | DNF | |
| | 2759 | BOGOMOLOVA Galina | RUS | 15 OCT 1977 | DNF | |
| | 2998 | DIAS XIMENES Mariana | TLS | 13 DEC 1983 | DNF | |
| | 2011 | RAKONCZAI Beata | HUN | 25 JUN 1977 | DNF | |
| | 2354 | TJOKA Mamorallo | LES | 25 OCT 1984 | DNF | |
| | 3264 | LEWY Magda | USA | 1 AUG 1973 | DNF | |
| | 3189 | KASTOR Deena | USA | 14 FEB 1973 | DNF | |
| | 1253 | EJJAFINI Nadia | BRN | 8 NOV 1977 | DNS | |

PB

| Intermediate Times | 5km | 10km | 15km | 20km | Half | 25km | 30km | 35km | 40km |
|--------------------|-------------------|-------------------|-----------------------|---------------------------|---------------------------|---------------------------|---------------------------|---------------------------|---------------------------|
| | 18:24 | 36:10 | 53:52 | 1:11:27 | 1:15:11 | 1:28:16 | 1:45:04 | 2:02:00 | 2:19:07 |
| | 1846 | 1846 | 1016 | 2716 | 2716 | 2716 | 2716 | 2716 | 2716 |
| | YELLING Liz (GBR) | YELLING Liz (GBR) | AIT SALEM Souad (ALG) | TOMESCU Constantina (ROU) | TOMESCU Constantina (ROU) | TOMESCU Constantina (ROU) | TOMESCU Constantina (ROU) | TOMESCU Constantina (ROU) | TOMESCU Constantina (ROU) |

| Weather conditions | Temperature | Humidity | Conditions |
|--------------------|-------------|----------|------------|
| Start of race: | 23°C | 73% | Cloudy |
| End of race: | 24°C | 69% | Cloudy |

| | | | | |
|----------------|----------------|--------------------------|---------------------------|-------------------------|
| Legend: | Did not Finish | DNS Did not Start | NR National Record | PB Personal Best |
| DNF | Season Best | | | |



NATIONAL STADIUM
国家体育场
STADE NATIONAL

FRI 星期五 VEN
15 AUG 2008

ATHLETICS
田径 / ATHLÉTISME

WOMEN'S 3000m STEEPLECHASE
女子3000米障碍 / 3000 m STEEPLE - FEMMES

ROUND 1
第1轮 / 1ER TOUR



RESULTS

比赛成绩 / RÉSULTATS

WORLD RECORD 9:01.59 **GALKINA-SAMITOVA Gulnara** RUS Heraklion (GRE) 4 JUL 2004

HEAT 1 Start Time: 20:25

| Rank | Bib | Name | NOC Code | Date of Birth | Order | Result |
|------|------|--------------------------|----------|---------------|-------|--------------|
| 1 | 2783 | GALKINA-SAMITOVA Gulnara | RUS | 9 JUL 1978 | 2 | 9:15.17 Q |
| 2 | 2266 | NYANGAU Ruth Bosibori | KEN | 2 JAN 1988 | 13 | 9:19.75 Q |
| 3 | 2581 | FRANKIEWICZ Wioletta | POL | 9 JUN 1977 | 10 | 9:21.88 Q SB |
| 4 | 2702 | CASANDRA Cristina | ROU | 1 FEB 1977 | 9 | 9:22.38 Q NR |
| 5 | 3030 | GHRIBI Habiba | TUN | 9 APR 1984 | 17 | 9:25.50 q NR |
| 6 | 1793 | CLITHEROE Helen | GBR | 2 JAN 1974 | 1 | 9:29.14 NR |
| 7 | 1357 | ZHU Yanmei | CHN | 16 OCT 1986 | 16 | 9:29.63 PB |
| 8 | 3135 | ANDERSON Lindsey | USA | 23 MAY 1985 | 3 | 9:36.81 |
| 9 | 1668 | BEKELE Mekdes | ETH | 20 JAN 1987 | 6 | 9:41.43 |
| 10 | 2039 | BRITTON Fionnuala | IRL | 24 SEP 1984 | 8 | 9:43.57 SB |
| 11 | 3113 | HORPYNYCH Valentyna | UKR | 12 MAR 1983 | 7 | 9:43.95 |
| 12 | 1595 | MORATO Rosa | ESP | 19 JUN 1979 | 14 | 9:45.33 |
| 13 | 1080 | MITCHELL Victoria | AUS | 25 APR 1982 | 12 | 9:47.88 |
| 14 | 3036 | ERISMIS Turkan | TUR | 5 JAN 1984 | 11 | 9:48.54 |
| 15 | 2672 | CRUZ Clarisse | POR | 9 JUL 1978 | 5 | 9:49.45 |
| 16 | 2209 | HAYAKARI Minori | JPN | 29 NOV 1972 | 4 | 9:49.70 |
| 17 | 1020 | MENDIL Widad | ALG | 12 MAY 1983 | 15 | 9:52.35 |

Intermediate Times
1000m 3:02.63 2783 GALKINA-SAMITOVA Gulnara (RUS)
2000m 6:10.62 2783 GALKINA-SAMITOVA Gulnara (RUS)

HEAT 2 Start Time: 20:37

| Rank | Bib | Name | NOC Code | Date of Birth | Order | Result |
|------|------|--------------------------|----------|---------------|-------|--------------|
| 1 | 2782 | PETROVA Tatiana | RUS | 8 APR 1983 | 6 | 9:28.85 Q |
| 2 | 2053 | McGETTIGAN Roisin | IRL | 23 AUG 1980 | 12 | 9:28.92 Q SB |
| 3 | 3138 | BARRINGER Jennifer | USA | 23 AUG 1986 | 11 | 9:29.20 Q |
| 4 | 1594 | FUENTES-PILA Zulema | ESP | 25 MAY 1977 | 5 | 9:29.40 Q PB |
| 5 | 2662 | AUGUSTO Jessica | POR | 8 NOV 1981 | 1 | 9:30.23 |
| 6 | 2701 | BOBOCEL Ancuta | ROU | 3 OCT 1987 | 3 | 9:35.31 |
| 7 | 1735 | DUARTE Sophie | FRA | 31 JUL 1981 | 10 | 9:38.08 |
| 8 | 1670 | ASSEFA Sofia | ETH | 14 NOV 1987 | 9 | 9:47.02 |
| 9 | 2917 | DURKA Muna | SUD | 19 JUN 1988 | 14 | 9:53.09 |
| 10 | 1114 | DEJAEGHERE Veerle | BEL | 1 AUG 1973 | 15 | 9:54.65 |
| 11 | 2388 | OUHADDOU Hanane | MAR | 1 JAN 1982 | 13 | 9:56.41 |
| 12 | 2268 | WANJIRU Veronica Nyaruai | KEN | 29 OCT 1989 | 17 | 10:01.69 |
| 13 | 2427 | JURAVEL Oxana | MDA | 23 FEB 1986 | 7 | 10:04.38 |
| 14 | 3043 | CAKIR Asli | TUR | 20 AUG 1985 | 4 | 10:05.76 |
| 15 | 1929 | KOKKINARIOU Irini | GRE | 14 FEB 1981 | 8 | 10:22.39 |
| 16 | 1400 | ZHAO Yanni | CHN | 27 NOV 1986 | 2 | 10:36.77 |
| | 2167 | HYMAN Mardrea | JAM | 22 DEC 1972 | 16 | DNF |

Intermediate Times
1000m 3:04.44 2782 PETROVA Tatiana (RUS)
2000m 6:17.44 2782 PETROVA Tatiana (RUS)



NATIONAL STADIUM
国家体育场
STADE NATIONAL

FRI 星期五 VEN
15 AUG 2008

ATHLETICS
田径 / ATHLÉTISME

WOMEN'S 3000m STEEPLECHASE
女子3000米障碍 / 3000 m STEEPLE - FEMMES

ROUND 1
第1轮 / 1ER TOUR



RESULTS

比赛成绩 / RÉSULTATS

HEAT 3

Start Time: 20:49

| Rank | Bib | Name | NOC Code | Date of Birth | Order | Result |
|------|------|----------------------|----------|---------------|-------|--------------|
| 1 | 2258 | JEPKORIR Eunice | KEN | 17 FEB 1982 | 8 | 9:21.31 Q |
| 2 | 1591 | DOMINGUEZ Marta | ESP | 3 NOV 1975 | 12 | 9:22.11 Q |
| 3 | 2760 | VOLKOVA Ekaterina | RUS | 16 FEB 1978 | 3 | 9:23.06 Q |
| 4 | 1669 | AHMED Zemzem | ETH | 27 DEC 1984 | 10 | 9:25.63 Q PB |
| 5 | 2079 | ROMAGNOLO Elena | ITA | 5 OCT 1982 | 15 | 9:27.48 q NR |
| 6 | 3255 | WILLARD Anna | USA | 31 MAR 1984 | 7 | 9:28.52 q |
| 7 | 1880 | MOLDNER Antje | GER | 13 JUN 1984 | 16 | 9:29.86 NR |
| 8 | 2371 | TROUP Rasa | LTU | 1 MAR 1977 | 13 | 9:30.21 NR |
| 9 | 1048 | MACFARLANE Donna | AUS | 18 JUN 1977 | 17 | 9:32.05 |
| 10 | 2652 | MOREIRA Sara | POR | 17 OCT 1985 | 5 | 9:34.39 |
| 11 | 2594 | KOWALSKA Katarzyna | POL | 7 APR 1985 | 9 | 9:47.02 |
| 12 | 1848 | PARKER Barbara | GBR | 8 NOV 1982 | 6 | 9:51.93 |
| 13 | 1370 | LI Zhenzhu | CHN | 13 DEC 1985 | 4 | 10:04.05 |
| 14 | 2336 | POLUSKINA Inna | LAT | 7 JUL 1984 | 1 | 10:18.60 |
| | 2176 | HINDS Korine | JAM | 18 OCT 1976 | 11 | DNF |
| | 1268 | SHALAMANOVA Dobrinka | BUL | 1 MAY 1983 | 2 | DNF |
| | 1220 | VIEIRA Zenaide | BRA | 25 JUN 1985 | 14 | DNF |

Intermediate Times

| | | | |
|-------|---------|------|-------------------------|
| 1000m | 3:06.43 | 2760 | VOLKOVA Ekaterina (RUS) |
| 2000m | 6:13.01 | 2760 | VOLKOVA Ekaterina (RUS) |

Qualification: First 4 in each heat (Q) and the next 3 fastest (q) advance to the Final

Weather conditions at the beginning of the 1st heat

Temperature: 28 °C Humidity: 42 % Conditions: Partly cloudy

Note
For Women's 3000m Steeplechase only the best performance achieved at these games will be recognized as an Olympic Record.

Legend:
DNF Did not Finish
q qualified by time
NR National Record
SB Season Best
PB Personal Best
Q Qualified by place



NATIONAL STADIUM
国家体育场
STADE NATIONAL

FRI 星期五 VEN
15 AUG 2008

ATHLETICS
田径 / ATHLÉTISME

WOMEN'S 3000m STEEPLECHASE
女子3000米障碍 / 3000 m STEEPLE - FEMMES

ROUND 1
第1轮 / 1ER TOUR



RESULTS SUMMARY

比赛成绩综合 / RÉSUMÉ DES RÉSULTATS

WORLD RECORD 9:01.59 GALKINA-SAMITOVA Gulnara RUS Heraklion (GRE) 4 JUL 2004

| Rank | Bib | Name | NOC Code | Heat | Order | Position | Time | |
|------|------|--------------------------|----------|------|-------|----------|----------|------|
| 1 | 2783 | GALKINA-SAMITOVA Gulnara | RUS | 1 | 2 | 1 | 9:15.17 | Q |
| 2 | 2266 | NYANGAU Ruth Bosibori | KEN | 1 | 13 | 2 | 9:19.75 | Q |
| 3 | 2258 | JEPKORIR Eunice | KEN | 3 | 8 | 1 | 9:21.31 | Q |
| 4 | 2581 | FRANKIEWICZ Wioletta | POL | 1 | 10 | 3 | 9:21.88 | Q SB |
| 5 | 1591 | DOMINGUEZ Marta | ESP | 3 | 12 | 2 | 9:22.11 | Q |
| 6 | 2702 | CASANDRA Cristina | ROU | 1 | 9 | 4 | 9:22.38 | Q NR |
| 7 | 2760 | VOLKOVA Ekaterina | RUS | 3 | 3 | 3 | 9:23.06 | Q |
| 8 | 3030 | GHRIBI Habiba | TUN | 1 | 17 | 5 | 9:25.50 | q NR |
| 9 | 1669 | AHMED Zemzem | ETH | 3 | 10 | 4 | 9:25.63 | Q PB |
| 10 | 2079 | ROMAGNOLO Elena | ITA | 3 | 15 | 5 | 9:27.48 | q NR |
| 11 | 3255 | WILLARD Anna | USA | 3 | 7 | 6 | 9:28.52 | q |
| 12 | 2782 | PETROVA Tatiana | RUS | 2 | 6 | 1 | 9:28.85 | Q |
| 13 | 2053 | McGETTIGAN Roisin | IRL | 2 | 12 | 2 | 9:28.92 | Q SB |
| 14 | 1793 | CLITHEROE Helen | GBR | 1 | 1 | 6 | 9:29.14 | NR |
| 15 | 3138 | BARRINGER Jennifer | USA | 2 | 11 | 3 | 9:29.20 | Q |
| 16 | 1594 | FUENTES-PILA Zulema | ESP | 2 | 5 | 4 | 9:29.40 | Q PB |
| 17 | 1357 | ZHU Yanmei | CHN | 1 | 16 | 7 | 9:29.63 | PB |
| 18 | 1880 | MOLDNER Antje | GER | 3 | 16 | 7 | 9:29.86 | NR |
| 19 | 2371 | TROUP Rasa | LTU | 3 | 13 | 8 | 9:30.21 | NR |
| 20 | 2662 | AUGUSTO Jessica | POR | 2 | 1 | 5 | 9:30.23 | |
| 21 | 1048 | MACFARLANE Donna | AUS | 3 | 17 | 9 | 9:32.05 | |
| 22 | 2652 | MOREIRA Sara | POR | 3 | 5 | 10 | 9:34.39 | |
| 23 | 2701 | BOBOCEL Ancuta | ROU | 2 | 3 | 6 | 9:35.31 | |
| 24 | 3135 | ANDERSON Lindsey | USA | 1 | 3 | 8 | 9:36.81 | |
| 25 | 1735 | DUARTE Sophie | FRA | 2 | 10 | 7 | 9:38.08 | |
| 26 | 1668 | BEKELE Mekdes | ETH | 1 | 6 | 9 | 9:41.43 | |
| 27 | 2039 | BRITTON Fionnuala | IRL | 1 | 8 | 10 | 9:43.57 | SB |
| 28 | 3113 | HORPYNYCH Valentyna | UKR | 1 | 7 | 11 | 9:43.95 | |
| 29 | 1595 | MORATO Rosa | ESP | 1 | 14 | 12 | 9:45.33 | |
| 30 | 1670 | ASSEFA Sofia | ETH | 2 | 9 | 8 | 9:47.02 | |
| 30 | 2594 | KOWALSKA Katarzyna | POL | 3 | 9 | 11 | 9:47.02 | |
| 32 | 1080 | MITCHELL Victoria | AUS | 1 | 12 | 13 | 9:47.88 | |
| 33 | 3036 | ERISMIS Turkan | TUR | 1 | 11 | 14 | 9:48.54 | |
| 34 | 2672 | CRUZ Clarisse | POR | 1 | 5 | 15 | 9:49.45 | |
| 35 | 2209 | HAYAKARI Minori | JPN | 1 | 4 | 16 | 9:49.70 | |
| 36 | 1848 | PARKER Barbara | GBR | 3 | 6 | 12 | 9:51.93 | |
| 37 | 1020 | MENDIL Widad | ALG | 1 | 15 | 17 | 9:52.35 | |
| 38 | 2917 | DURKA Muna | SUD | 2 | 14 | 9 | 9:53.09 | |
| 39 | 1114 | DEJAEGHERE Veerle | BEL | 2 | 15 | 10 | 9:54.65 | |
| 40 | 2388 | OUHADDOU Hanane | MAR | 2 | 13 | 11 | 9:56.41 | |
| 41 | 2268 | WANJIRU Veronica Nyaruai | KEN | 2 | 17 | 12 | 10:01.69 | |
| 42 | 1370 | LI Zhenzhu | CHN | 3 | 4 | 13 | 10:04.05 | |
| 43 | 2427 | JURAVEL Oxana | MDA | 2 | 7 | 13 | 10:04.38 | |
| 44 | 3043 | CAKIR Asli | TUR | 2 | 4 | 14 | 10:05.76 | |
| 45 | 2336 | POLUSKINA Inna | LAT | 3 | 1 | 14 | 10:18.60 | |
| 46 | 1929 | KOKKINARIOU Irini | GRE | 2 | 8 | 15 | 10:22.39 | |
| 47 | 1400 | ZHAO Yann | CHN | 2 | 2 | 16 | 10:36.77 | |



NATIONAL STADIUM
国家体育场
STADE NATIONAL

FRI 星期五 VEN
15 AUG 2008

ATHLETICS
田径 / ATHLÉTISME

WOMEN'S 3000m STEEPLECHASE
女子3000米障碍 / 3000 m STEEPLE - FEMMES

ROUND 1
第1轮 / 1ER TOUR



RESULTS SUMMARY

比赛成绩综合 / RÉSUMÉ DES RÉSULTATS

| Rank | Bib | Name | NOC Code | Heat | Order Position | Time |
|------|------|----------------------|----------|------|----------------|------|
| | 2176 | HINDS Korine | JAM | 3 | 11 | DNF |
| | 2167 | HYMAN Mardrea | JAM | 2 | 16 | DNF |
| | 1268 | SHALAMANOVA Dobrinka | BUL | 3 | 2 | DNF |
| | 1220 | VIEIRA Zenaide | BRA | 3 | 14 | DNF |

Qualification: First 4 in each heat (Q) and the next 3 fastest (q) advance to the Final

Note

For Women's 3000m Steeplechase only the best performance achieved at these games will be recognized as an Olympic Record.

Legend:

| | | | | | | | |
|------------|---------------------|-----------|-----------------|-----------|---------------|----------|--------------------|
| DNF | Did not Finish | NR | National Record | PB | Personal Best | Q | Qualified by place |
| q | Qualified by result | SB | Season Best | | | | |



NATIONAL STADIUM
国家体育场
STADE NATIONAL

SUN 星期天 DIM
17 AUG 2008
21:30

ATHLETICS
田径 / ATHLÉTISME

WOMEN'S 3000m STEEPLECHASE
女子3000米障碍 / 3000 m STEEPLE - FEMMES

FINAL
决赛 / FINALE



RESULTS

比赛成绩 / RÉSULTATS

WORLD RECORD 9:01.59 **GALKINA-SAMITOVA** Gulnara RUS Heraklion (GRE) 4 JUL 2004

| Rank | Bib | Name | NOC Code | Date of Birth | Order | Result | |
|------|------|---------------------------------|----------|---------------|-------|----------------|----|
| 1 | 2783 | GALKINA-SAMITOVA Gulnara | RUS | 9 JUL 1978 | 1 | 8:58.81 | WR |
| 2 | 2258 | JEPKORIR Eunice | KEN | 17 FEB 1982 | 5 | 9:07.41 | AR |
| 3 | 2760 | VOLKOVA Ekaterina | RUS | 16 FEB 1978 | 15 | 9:07.64 | SB |
| 4 | 2782 | PETROVA Tatiana | RUS | 8 APR 1983 | 8 | 9:12.33 | SB |
| 5 | 2702 | CASANDRA Cristina | ROU | 1 FEB 1977 | 2 | 9:16.85 | NR |
| 6 | 2266 | NYANGAU Ruth Bosibori | KEN | 2 JAN 1988 | 11 | 9:17.35 | PB |
| 7 | 1669 | AHMED Zemzem | ETH | 27 DEC 1984 | 3 | 9:17.85 | NR |
| 8 | 2581 | FRANKIEWICZ Wioletta | POL | 9 JUN 1977 | 12 | 9:21.76 | SB |
| 9 | 3138 | BARRINGER Jennifer | USA | 23 AUG 1986 | 9 | 9:22.26 | AR |
| 10 | 3255 | WILLARD Anna | USA | 31 MAR 1984 | 14 | 9:25.63 | |
| 11 | 2079 | ROMAGNOLO Elena | ITA | 5 OCT 1982 | 7 | 9:30.04 | |
| 12 | 1594 | FUENTES-PILA Zulema | ESP | 25 MAY 1977 | 6 | 9:35.16 | |
| 13 | 3030 | GHRIBI Habiba | TUN | 9 APR 1984 | 10 | 9:36.43 | |
| 14 | 2053 | McGETTIGAN Roisin | IRL | 23 AUG 1980 | 13 | 9:55.89 | |
| | 1591 | DOMINGUEZ Marta | ESP | 3 NOV 1975 | 4 | DNF | |

Intermediate Times
1000m 2:58.63 2783 GALKINA-SAMITOVA Gulnara (RUS)
2000m 6:01.20 2783 GALKINA-SAMITOVA Gulnara (RUS)

Weather conditions

Temperature: 23 °C Humidity: 79 % Conditions: Cloudy

Note

The result of athlete 2783 was the best performance achieved at these games and will be recognized as an Olympic Record.

Legend:

AR Area Record **DNF** Did not Finish **NR** National Record **PB** Personal Best
SB Season Best **WR** World Record

Results Progression



WOMEN'S 3000M STEEPLECHASE FINAL

National Stadium / SUN 17 AUG 2008

World Record 9:01.59 GALKINA-SAMITOVA Gulnara RUS Heraklion(GRE) 4 JUL 2004

| Rk | Bib | Name | NOC | Date of Birth | Phase | Order | Position | Time | |
|----|------|---------------------------------|------------|---------------|-------------|-------|----------|---------|------|
| 1 | 2783 | <u>GALKINA-SAMITOVA Gulnara</u> | <u>RUS</u> | 9 JUL 1978 | Final | 1 | 1 | 8:58.81 | WR |
| | | | | | Round 1 1/3 | 2 | 1 | 9:15.17 | Q |
| 2 | 2258 | <u>JEPKORIR Eunice</u> | <u>KEN</u> | 17 FEB 1982 | Final | 5 | 2 | 9:07.41 | AR |
| | | | | | Round 1 3/3 | 8 | 1 | 9:21.31 | Q |
| 3 | 2760 | <u>VOLKOVA Ekaterina</u> | <u>RUS</u> | 16 FEB 1978 | Final | 15 | 3 | 9:07.64 | SB |
| | | | | | Round 1 3/3 | 3 | 3 | 9:23.06 | Q |
| 4 | 2782 | <u>PETROVA Tatiana</u> | <u>RUS</u> | 8 APR 1983 | Final | 8 | 4 | 9:12.33 | SB |
| | | | | | Round 1 2/3 | 6 | 1 | 9:28.85 | Q |
| 5 | 2702 | <u>CASANDRA Cristina</u> | <u>ROU</u> | 1 FEB 1977 | Final | 2 | 5 | 9:16.85 | NR |
| | | | | | Round 1 1/3 | 9 | 4 | 9:22.38 | Q NR |
| 6 | 2266 | <u>NYANGAU Ruth Bosibori</u> | <u>KEN</u> | 2 JAN 1988 | Final | 11 | 6 | 9:17.35 | PB |
| | | | | | Round 1 1/3 | 13 | 2 | 9:19.75 | Q |
| 7 | 1669 | <u>AHMED Zemzem</u> | <u>ETH</u> | 27 DEC 1984 | Final | 3 | 7 | 9:17.85 | NR |
| | | | | | Round 1 3/3 | 10 | 4 | 9:25.63 | Q PB |
| 8 | 2581 | <u>FRANKIEWICZ Wioletta</u> | <u>POL</u> | 9 JUN 1977 | Final | 12 | 8 | 9:21.76 | SB |
| | | | | | Round 1 1/3 | 10 | 3 | 9:21.88 | Q SB |
| 9 | 3138 | <u>BARRINGER Jennifer</u> | <u>USA</u> | 23 AUG 1986 | Final | 9 | 9 | 9:22.26 | AR |
| | | | | | Round 1 2/3 | 11 | 3 | 9:29.20 | Q |
| 10 | 3255 | <u>WILLARD Anna</u> | <u>USA</u> | 31 MAR 1984 | Final | 14 | 10 | 9:25.63 | |
| | | | | | Round 1 3/3 | 7 | 6 | 9:28.52 | q |
| 11 | 2079 | <u>ROMAGNOLO Elena</u> | <u>ITA</u> | 5 OCT 1982 | Final | 7 | 11 | 9:30.04 | |
| | | | | | Round 1 3/3 | 15 | 5 | 9:27.48 | q NR |
| 12 | 1594 | <u>FUENTES-PILA Zulema</u> | <u>ESP</u> | 25 MAY 1977 | Final | 6 | 12 | 9:35.16 | |
| | | | | | Round 1 2/3 | 5 | 4 | 9:29.40 | Q PB |
| 13 | 3030 | <u>GHRIBI Habiba</u> | <u>TUN</u> | 9 APR 1984 | Final | 10 | 13 | 9:36.43 | |
| | | | | | Round 1 1/3 | 17 | 5 | 9:25.50 | q NR |
| 14 | 2053 | <u>McGETTIGAN Roisin</u> | <u>IRL</u> | 23 AUG 1980 | Final | 13 | 14 | 9:55.89 | |
| | | | | | Round 1 2/3 | 12 | 2 | 9:28.92 | Q SB |
| | 1591 | <u>DOMINGUEZ Marta</u> | <u>ESP</u> | 3 NOV 1975 | Final | 4 | | DNF | |
| | | | | | Round 1 3/3 | 12 | 2 | 9:22.11 | Q |

Legend

| | | | |
|----------------------------|------------------------------|----------------------------|----------------------------------|
| AR - Area Record | DNF - Did not Finish | DNS - Did not Start | DQ - Disqualified |
| NR - National Record | OR - Olympic Record | PB - Personal Best | Q - Qualified by place |
| q - Qualified by result | R - IAAF Rule | Rk - Rank | SB - Season Best |
| WJR - World Junior Record | WR - World Record | =AR - Equal Area Record | =NR - Equal National Record |
| =OR - Equal Olympic Record | =PB - Equalled Personal Best | =SB - Equalled Season Best | =WJR - Equal World Junior Record |
| =WR - Equal World Record | | | |

Note

The result of athlete 2783 was the best performance achieved at these games and will be recognized as an Olympic Record.

21:49:52 17 AUG 2008
ATW033000_C74D 2.0



RESULTS
比赛成绩 / RÉSULTATS

| | | | | | |
|-----------------------|--------------|-------------------------|-----|--------------------|-------------|
| WORLD RECORD | 12.21 | DONKOVA Yordanka | BUL | Stara Zagora (BUL) | 20 AUG 1988 |
| OLYMPIC RECORD | 12.37 | HAYES Joanna | USA | Athens (GRE) | 24 AUG 2004 |

HEAT 1 Start Time: 19:00 Wind: -0.2 m/s

| Rank | Bib | Name | NOC Code | Date of Birth | Lane | Reaction Time | Fn | Result |
|------|------|--------------------------|----------|---------------|------|---------------|----|---------|
| 1 | 1593 | ONYIA Josephine Nnkiruka | ESP | 15 JUL 1986 | 4 | 0.166 | | 12.68 Q |
| 2 | 2951 | KALLUR Susanna | SWE | 16 FEB 1981 | 9 | 0.194 | | 12.68 Q |
| 3 | 3032 | YANIT Nevin | TUR | 16 FEB 1986 | 8 | 0.186 | | 12.94 q |
| 4 | 2591 | TRYWIANSKA Aurelia | POL | 9 MAY 1976 | 2 | 0.181 | | 12.98 q |
| 5 | 2119 | CATTANEO Micol | ITA | 14 MAY 1982 | 3 | 0.179 | | 13.13 |
| 6 | 1536 | SKROBAKOVA Lucie | CZE | 4 JAN 1982 | 6 | 0.186 | | 13.18 |
| 7 | 1164 | PAPLAUSKAYA Katsiaryna | BLR | 7 MAY 1987 | 5 | 0.173 | | 13.39 |
| 8 | 2932 | BOBKOVA Miriam | SVK | 2 MAR 1979 | 7 | 0.230 | F1 | 13.65 |

HEAT 2 Start Time: 19:07 Wind: -0.1 m/s

| Rank | Bib | Name | NOC Code | Date of Birth | Lane | Reaction Time | Fn | Result |
|------|------|-------------------------|----------|---------------|------|---------------|----|------------|
| 1 | 2161 | DIXON Vonnette | JAM | 26 NOV 1975 | 3 | 0.186 | | 12.69 Q SB |
| 2 | 1304 | LOPES-SCHLIEP Priscilla | CAN | 26 AUG 1982 | 4 | 0.130 | | 12.75 Q |
| 3 | 3147 | CHERRY Damu | USA | 29 NOV 1977 | 5 | 0.230 | | 12.92 q |
| 4 | 1920 | NYTRA Carolin | GER | 26 FEB 1985 | 9 | 0.189 | | 12.95 q |
| 5 | 2752 | ANTONOVA Aleksandra | RUS | 24 MAR 1980 | 7 | 0.158 | | 13.18 |
| 6 | 2049 | O'ROURKE Derval | IRL | 28 MAY 1981 | 8 | 0.152 | F1 | 13.22 |
| 7 | 1213 | MACHADO Maila | BRA | 22 JAN 1981 | 6 | 0.178 | | 13.45 |
| 8 | 2966 | ALBOUZA Fadwa | SYR | 14 JAN 1990 | 2 | 0.262 | | 14.24 SB |

HEAT 3 Start Time: 19:14 Wind: -0.1 m/s

| Rank | Bib | Name | NOC Code | Date of Birth | Lane | Reaction Time | Fn | Result |
|------|------|------------------------|----------|---------------|------|---------------|----|---------|
| 1 | 2154 | ENNIS-LONDON Delloreen | JAM | 5 MAR 1975 | 8 | 0.142 | | 12.82 Q |
| 2 | 1074 | McLELLAN Sally | AUS | 19 SEP 1986 | 2 | 0.136 | | 12.83 Q |
| 3 | 1792 | CLAXTON Sarah | GBR | 23 SEP 1979 | 4 | 0.166 | | 12.97 q |
| 4 | 2754 | KONDAKOVA Yulia | RUS | 4 DEC 1981 | 7 | 0.193 | | 13.07 |
| 5 | 1316 | WHYTE Angela | CAN | 22 MAY 1980 | 5 | 0.153 | F1 | 13.11 |
| 6 | 1498 | ARENCIBIA Yenima | CUB | 25 DEC 1984 | 3 | 0.186 | | 13.43 |
| 7 | 1930 | RETOUMI Flora | GRE | 11 SEP 1976 | 6 | 0.172 | | 13.56 |
| 8 | 2014 | VARI Edit | HUN | 31 MAY 1975 | 9 | 0.175 | | 13.59 |

HEAT 4 Start Time: 19:21 Wind: -0.6 m/s

| Rank | Bib | Name | NOC Code | Date of Birth | Lane | Reaction Time | Fn | Result |
|------|------|--------------------------|----------|---------------|------|---------------|----|----------|
| 1 | 3188 | JONES Lolo | USA | 5 AUG 1982 | 7 | 0.160 | | 12.71 Q |
| 2 | 1464 | TEJEDA Anay | CUB | 3 APR 1983 | 5 | 0.158 | | 12.84 Q |
| 3 | 1758 | OKORI Reina Flor | FRA | 2 MAY 1980 | 2 | 0.175 | | 12.98 q |
| 4 | 2534 | VUKICEVIC Christina | NOR | 18 JUN 1987 | 3 | 0.155 | | 13.05 PB |
| 5 | 2753 | DEKTYAREVA Tatiana | RUS | 8 MAY 1981 | 8 | 0.209 | | 13.05 |
| 6 | 2230 | IVONINSKAYA Natalya | KAZ | 22 FEB 1985 | 4 | 0.166 | | 13.20 |
| 7 | 2518 | AUGUSTUS Olutoyin | NGR | 24 DEC 1979 | 9 | 0.170 | | 13.34 |
| 8 | 1990 | BERNARDEZ Jeimmy Julissa | HON | 3 SEP 1986 | 6 | 0.207 | | 14.29 |



NATIONAL STADIUM
国家体育场
STADE NATIONAL

SUN 星期天 DIM
17 AUG 2008

ATHLETICS
田径 / ATHLÉTISME

WOMEN'S 100m HURDLES
女子100米栏 / 100 m HAIES - FEMMES

ROUND 1
第1轮 / 1ER TOUR



RESULTS
比赛成绩 / RÉSULTATS

| HEAT 5 | | Start Time: 19:28 | | | | Wind: +0.4 m/s | | |
|--------|------|-------------------------|----------|---------------|------|----------------|----|----------|
| Rank | Bib | Name | NOC Code | Date of Birth | Lane | Reaction Time | Fn | Result |
| 1 | 2155 | FOSTER-HYLTON Bridgitte | JAM | 7 NOV 1974 | 9 | 0.177 | | 12.69 Q |
| 2 | 3176 | HARPER Dawn | USA | 14 JUN 1984 | 4 | 0.199 | | 12.73 Q |
| 3 | 2235 | PILIPENKO Anastassiya | KAZ | 13 SEP 1986 | 8 | 0.171 | | 12.99 |
| 4 | 3005 | BARBER Aleesha | TRI | 16 MAY 1987 | 6 | 0.175 | | 13.01 NR |
| 5 | 3116 | SNIGUR Ievgeniia | UKR | 7 MAR 1984 | 2 | 0.150 | | 13.06 |
| 6 | 1987 | FAUSTIN Nadine | HAI | 14 APR 1976 | 7 | 0.160 | | 13.25 |
| 7 | 2016 | ERAWATI Dedeh | INA | 25 MAY 1980 | 3 | 0.176 | | 13.49 NR |
| | 1977 | FOFANA Fatmata | GUI | 10 JUN 1985 | 5 | 0.160 | | DNF |

Qualification: First 2 in each heat (Q) and the next 6 fastest (q) advance to the Semifinals

Weather conditions at the beginning of the 1st heat

Temperature: 23 °C Humidity: 69 % Conditions: Cloudy

Note
Athlete 2016 received a warning - rule 162.5

| Legend: | | Fn | NR | PB |
|----------------|--------------------|-------------|-----------------|---------------|
| DNF | Did not Finish | False start | National Record | Personal Best |
| Q | Qualified by place | q | SB | Season Best |



NATIONAL STADIUM
国家体育场
STADE NATIONAL

SUN 星期天 DIM
17 AUG 2008

ATHLETICS
田径 / ATHLÉTISME

WOMEN'S 100m HURDLES
女子100米栏 / 100 m HAIES - FEMMES

ROUND 1
第1轮 / 1ER TOUR



RESULTS SUMMARY

比赛成绩综合 / RÉSUMÉ DES RÉSULTATS

| | | | | | |
|-----------------------|--------------|-------------------------|-----|--------------------|-------------|
| WORLD RECORD | 12.21 | DONKOVA Yordanka | BUL | Stara Zagora (BUL) | 20 AUG 1988 |
| OLYMPIC RECORD | 12.37 | HAYES Joanna | USA | Athens (GRE) | 24 AUG 2004 |

| Rank | Bib | Name | NOC Code | Heat | Lane Position | Wind | Time | | |
|------|------|--------------------------|----------|------|---------------|------|------|---------|----|
| 1 | 1593 | ONYIA Josephine Nnkiruka | ESP | 1 | 4 | 1 | -0.2 | 12.68 Q | |
| 2 | 2951 | KALLUR Susanna | SWE | 1 | 9 | 2 | -0.2 | 12.68 Q | |
| 3 | 2161 | DIXON Vonnette | JAM | 2 | 3 | 1 | -0.1 | 12.69 Q | SB |
| 3 | 2155 | FOSTER-HYLTON Bridgitte | JAM | 5 | 9 | 1 | +0.4 | 12.69 Q | |
| 5 | 3188 | JONES Lolo | USA | 4 | 7 | 1 | -0.6 | 12.71 Q | |
| 6 | 3176 | HARPER Dawn | USA | 5 | 4 | 2 | +0.4 | 12.73 Q | |
| 7 | 1304 | LOPES-SCHLIEP Priscilla | CAN | 2 | 4 | 2 | -0.1 | 12.75 Q | |
| 8 | 2154 | ENNIS-LONDON Delloreen | JAM | 3 | 8 | 1 | -0.1 | 12.82 Q | |
| 9 | 1074 | McLELLAN Sally | AUS | 3 | 2 | 2 | -0.1 | 12.83 Q | |
| 10 | 1464 | TEJEDA Anay | CUB | 4 | 5 | 2 | -0.6 | 12.84 Q | |
| 11 | 3147 | CHERRY Damu | USA | 2 | 5 | 3 | -0.1 | 12.92 q | |
| 12 | 3032 | YANIT Nevin | TUR | 1 | 8 | 3 | -0.2 | 12.94 q | |
| 13 | 1920 | NYTRA Carolin | GER | 2 | 9 | 4 | -0.1 | 12.95 q | |
| 14 | 1792 | CLAXTON Sarah | GBR | 3 | 4 | 3 | -0.1 | 12.97 q | |
| 15 | 1758 | OKORI Reina Flor | FRA | 4 | 2 | 3 | -0.6 | 12.98 q | |
| 15 | 2591 | TRYWIANSKA Aurelia | POL | 1 | 2 | 4 | -0.2 | 12.98 q | |
| 17 | 2235 | PILIPENKO Anastassiya | KAZ | 5 | 8 | 3 | +0.4 | 12.99 | |
| 18 | 3005 | BARBER Aleesha | TRI | 5 | 6 | 4 | +0.4 | 13.01 | NR |
| 19 | 2534 | VUKICEVIC Christina | NOR | 4 | 3 | 4 | -0.6 | 13.05 | PB |
| 20 | 2753 | DEKTYAREVA Tatiana | RUS | 4 | 8 | 5 | -0.6 | 13.05 | |
| 21 | 3116 | SNIGUR Ievgeniia | UKR | 5 | 2 | 5 | +0.4 | 13.06 | |
| 22 | 2754 | KONDAKOVA Yulia | RUS | 3 | 7 | 4 | -0.1 | 13.07 | |
| 23 | 1316 | WHYTE Angela | CAN | 3 | 5 | 5 | -0.1 | 13.11 | |
| 24 | 2119 | CATTANEO Micol | ITA | 1 | 3 | 5 | -0.2 | 13.13 | |
| 25 | 2752 | ANTONOVA Aleksandra | RUS | 2 | 7 | 5 | -0.1 | 13.18 | |
| 25 | 1536 | SKROBAKOVA Lucie | CZE | 1 | 6 | 6 | -0.2 | 13.18 | |
| 27 | 2230 | IVONINSKAYA Natalya | KAZ | 4 | 4 | 6 | -0.6 | 13.20 | |
| 28 | 2049 | O'ROURKE Derval | IRL | 2 | 8 | 6 | -0.1 | 13.22 | |
| 29 | 1987 | FAUSTIN Nadine | HAI | 5 | 7 | 6 | +0.4 | 13.25 | |
| 30 | 2518 | AUGUSTUS Olutoyin | NGR | 4 | 9 | 7 | -0.6 | 13.34 | |
| 31 | 1164 | PAPLAUSKAYA Katsiaryna | BLR | 1 | 5 | 7 | -0.2 | 13.39 | |
| 32 | 1498 | ARENCIBIA Yenima | CUB | 3 | 3 | 6 | -0.1 | 13.43 | |
| 33 | 1213 | MACHADO Maila | BRA | 2 | 6 | 7 | -0.1 | 13.45 | |
| 34 | 2016 | ERAWATI Dedeh | INA | 5 | 3 | 7 | +0.4 | 13.49 | NR |
| 35 | 1930 | RENTOUMI Flora | GRE | 3 | 6 | 7 | -0.1 | 13.56 | |
| 36 | 2014 | VARI Edit | HUN | 3 | 9 | 8 | -0.1 | 13.59 | |
| 37 | 2932 | BOBKOVA Miriam | SVK | 1 | 7 | 8 | -0.2 | 13.65 | |
| 38 | 2966 | ALBOUZA Fadwa | SYR | 2 | 2 | 8 | -0.1 | 14.24 | SB |
| 39 | 1990 | BERNARDEZ Jeimmy Julissa | HON | 4 | 6 | 8 | -0.6 | 14.29 | |
| | 1977 | FOFANAH Fatmata | GUI | 5 | 5 | | | DNF | |

Qualification: First 2 in each heat (Q) and the next 6 fastest (q) advance to the Semifinals

Note
Athlete 2016 received a warning - rule 162.5

Legend:
DNF Did not Finish
q Qualified by result
NR National Record
SB Season Best
PB Personal Best
Q Qualified by place



NATIONAL STADIUM
国家体育场
STADE NATIONAL

MON 星期一 LUN
18 AUG 2008

ATHLETICS
田径 / ATHLÉTISME

WOMEN'S 100m HURDLES
女子100米栏 / 100 m HAIES - FEMMES

SEMIFINALS
半决赛 / DEMI-FINALES



RESULTS

比赛成绩 / RÉSULTATS

| | | | | | |
|-----------------------|--------------|-------------------------|-----|--------------------|-------------|
| WORLD RECORD | 12.21 | DONKOVA Yordanka | BUL | Stara Zagora (BUL) | 20 AUG 1988 |
| OLYMPIC RECORD | 12.37 | HAYES Joanna | USA | Athens (GRE) | 24 AUG 2004 |

SEMIFINAL 1

Start Time: 19:40

Wind: +0.2 m/s

| Rank | Bib | Name | NOC Code | Date of Birth | Lane | Reaction Time | Fn | Result |
|------|------|--------------------------|----------|---------------|------|---------------|----|------------|
| 1 | 3188 | JONES Lolo | USA | 5 AUG 1982 | 7 | 0.172 | | 12.43 Q PB |
| 2 | 2154 | ENNIS-LONDON Delloreen | JAM | 5 MAR 1975 | 5 | 0.145 | | 12.67 Q |
| 3 | 1304 | LOPES-SCHLIEP Priscilla | CAN | 26 AUG 1982 | 6 | 0.159 | | 12.68 Q |
| 4 | 1074 | McLELLAN Sally | AUS | 19 SEP 1986 | 9 | 0.140 | | 12.70 Q |
| 5 | 1593 | ONYIA Josephine Nnkiruka | ESP | 15 JUL 1986 | 4 | 0.203 | | 12.86 |
| 6 | 2591 | TRYWIANSKA Aurelia | POL | 9 MAY 1976 | 3 | 0.118 | | 12.96 |
| 7 | 1920 | NYTRA Carolin | GER | 26 FEB 1985 | 2 | 0.144 | | 12.99 |
| 8 | 3032 | YANIT Nevin | TUR | 16 FEB 1986 | 8 | 0.201 | | 13.28 |

SEMIFINAL 2

Start Time: 19:48

Wind: +0.2 m/s

| Rank | Bib | Name | NOC Code | Date of Birth | Lane | Reaction Time | Fn | Result |
|------|------|-------------------------|----------|---------------|------|---------------|----|---------|
| 1 | 3147 | CHERRY Damu | USA | 29 NOV 1977 | 8 | 0.189 | | 12.62 Q |
| 2 | 3176 | HARPER Dawn | USA | 14 JUN 1984 | 7 | 0.191 | | 12.66 Q |
| 3 | 2155 | FOSTER-HYLTON Bridgitte | JAM | 7 NOV 1974 | 4 | 0.162 | | 12.76 Q |
| 4 | 1792 | CLAXTON Sarah | GBR | 23 SEP 1979 | 3 | 0.145 | | 12.84 Q |
| 5 | 2161 | DIXON Vonnette | JAM | 26 NOV 1975 | 5 | 0.237 | | 12.86 |
| 6 | 1758 | OKORI Reina Flor | FRA | 2 MAY 1980 | 2 | 0.153 | | 13.05 |
| | 2951 | KALLUR Susanna | SWE | 16 FEB 1981 | 6 | 0.198 | | DNF |
| | 1464 | TEJEDA Anay | CUB | 3 APR 1983 | 9 | 0.156 | | DNF |

Qualification: First 4 in each heat (Q) advance to the Final

Weather conditions at the beginning of the 1st heat

Temperature: 27 °C Humidity: 61 % Conditions: Cloudy

| | | | | | | |
|----------------|----------------|-----------|-------------|-----------|---------------|-----------------------------|
| Legend: | | | | | | |
| DNF | Did not Finish | Fn | False start | PB | Personal Best | Q Qualified by place |



NATIONAL STADIUM
国家体育场
STADE NATIONAL

MON 星期一 LUN
18 AUG 2008

ATHLETICS
田径 / ATHLÉTISME

WOMEN'S 100m HURDLES
女子100米栏 / 100 m HAIES - FEMMES

SEMIFINALS
半决赛 / DEMI-FINALES



RESULTS SUMMARY

比赛成绩综合 / RÉSUMÉ DES RÉSULTATS

| | | | | | |
|-----------------------|--------------|-------------------------|-----|--------------------|-------------|
| WORLD RECORD | 12.21 | DONKOVA Yordanka | BUL | Stara Zagora (BUL) | 20 AUG 1988 |
| OLYMPIC RECORD | 12.37 | HAYES Joanna | USA | Athens (GRE) | 24 AUG 2004 |

| Rank | Bib | Name | NOC Code | Heat | Lane | Position | Wind | Time | | |
|------|------|--------------------------|----------|------|------|----------|------|-------|---|----|
| 1 | 3188 | JONES Lolo | USA | 1 | 7 | 1 | +0.2 | 12.43 | Q | PB |
| 2 | 3147 | CHERRY Damu | USA | 2 | 8 | 1 | +0.2 | 12.62 | Q | |
| 3 | 3176 | HARPER Dawn | USA | 2 | 7 | 2 | +0.2 | 12.66 | Q | |
| 4 | 2154 | ENNIS-LONDON Delloreen | JAM | 1 | 5 | 2 | +0.2 | 12.67 | Q | |
| 5 | 1304 | LOPES-SCHLIEP Priscilla | CAN | 1 | 6 | 3 | +0.2 | 12.68 | Q | |
| 6 | 1074 | McLELLAN Sally | AUS | 1 | 9 | 4 | +0.2 | 12.70 | Q | |
| 7 | 2155 | FOSTER-HYLTON Bridgitte | JAM | 2 | 4 | 3 | +0.2 | 12.76 | Q | |
| 8 | 1792 | CLAXTON Sarah | GBR | 2 | 3 | 4 | +0.2 | 12.84 | Q | |
| 9 | 2161 | DIXON Vonnette | JAM | 2 | 5 | 5 | +0.2 | 12.86 | | |
| 9 | 1593 | ONYIA Josephine Nnkiruka | ESP | 1 | 4 | 5 | +0.2 | 12.86 | | |
| 11 | 2591 | TRYWIANSKA Aurelia | POL | 1 | 3 | 6 | +0.2 | 12.96 | | |
| 12 | 1920 | NYTRA Carolin | GER | 1 | 2 | 7 | +0.2 | 12.99 | | |
| 13 | 1758 | OKORI Reina Flor | FRA | 2 | 2 | 6 | +0.2 | 13.05 | | |
| 14 | 3032 | YANIT Nevin | TUR | 1 | 8 | 8 | +0.2 | 13.28 | | |
| | 2951 | KALLUR Susanna | SWE | 2 | 6 | | | DNF | | |
| | 1464 | TEJEDA Anay | CUB | 2 | 9 | | | DNF | | |

Qualification: First 4 in each heat (Q) advance to the Final

| | | | |
|----------------|--------------------|------------------|----------------------|
| Legend: | DNF Did not Finish | PB Personal Best | Q Qualified by place |
|----------------|--------------------|------------------|----------------------|



NATIONAL STADIUM
国家体育场
STADE NATIONAL

TUE 星期二 MAR
19 AUG 2008
22:30

ATHLETICS
田径 / ATHLÉTISME

WOMEN'S 100m HURDLES
女子100米栏 / 100 m HAIES - FEMMES

FINAL
决赛 / FINALE



RESULTS

比赛成绩 / RÉSULTATS

| | | | | | |
|-----------------------|--------------|-------------------------|-----|--------------------|-------------|
| WORLD RECORD | 12.21 | DONKOVA Yordanka | BUL | Stara Zagora (BUL) | 20 AUG 1988 |
| OLYMPIC RECORD | 12.37 | HAYES Joanna | USA | Athens (GRE) | 24 AUG 2004 |

Wind: +0.1m/s

| Rank | Bib | Name | NOC Code | Date of Birth | Lane | Reaction Time | Fn | Result |
|------|------|-------------------------|----------|---------------|------|---------------|----|-----------------|
| 1 | 3176 | HARPER Dawn | USA | 14 JUN 1984 | 6 | 0.193 | | 12.54 PB |
| 2 | 1074 | McLELLAN Sally | AUS | 19 SEP 1986 | 3 | 0.138 | | 12.64 |
| 3 | 1304 | LOPES-SCHLIEP Priscilla | CAN | 26 AUG 1982 | 8 | 0.174 | | 12.64 |
| 4 | 3147 | CHERRY Damu | USA | 29 NOV 1977 | 7 | 0.239 | | 12.65 |
| 5 | 2154 | ENNIS-LONDON Delloreen | JAM | 5 MAR 1975 | 5 | 0.151 | | 12.65 |
| 6 | 2155 | FOSTER-HYLTON Bridgitte | JAM | 7 NOV 1974 | 9 | 0.167 | | 12.66 |
| 7 | 3188 | JONES Lolo | USA | 5 AUG 1982 | 4 | 0.185 | | 12.72 |
| 8 | 1792 | CLAXTON Sarah | GBR | 23 SEP 1979 | 2 | 0.163 | | 12.94 |

Weather conditions

Temperature: 29 °C Humidity: 57 % Conditions: Cloudy

Legend:

Fn False start **PB** Personal Best

Results Progression



WOMEN'S 100M HURDLES FINAL

National Stadium / TUE 19 AUG 2008

World Record 12.21 DONKOVA Yordanka BUL Stara Zagora(BUL) 20 AUG 1988
Olympic Record 12.37 HAYES Joanna USA Athens(GRE) 24 AUG 2004

| Rk | Bib | Name | NOC | Date of Birth | Phase | Lane | Position | Wind | Time | |
|----|------|--------------------------------|------------|---------------|---------------|------|----------|------|-------|------|
| 1 | 3176 | <u>HARPER Dawn</u> | <u>USA</u> | 14 JUN 1984 | Final | 6 | 1 | +0.1 | 12.54 | PB |
| | | | | | Semifinal 2/2 | 7 | 2 | +0.2 | 12.66 | Q |
| | | | | | Round 1 5/5 | 4 | 2 | +0.4 | 12.73 | Q |
| 2 | 1074 | <u>McLELLAN Sally</u> | <u>AUS</u> | 19 SEP 1986 | Final | 3 | 2 | +0.1 | 12.64 | |
| | | | | | Semifinal 1/2 | 9 | 4 | +0.2 | 12.70 | Q |
| | | | | | Round 1 3/5 | 2 | 2 | -0.1 | 12.83 | Q |
| 3 | 1304 | <u>LOPES-SCHLIEP Priscilla</u> | <u>CAN</u> | 26 AUG 1982 | Final | 8 | 3 | +0.1 | 12.64 | |
| | | | | | Semifinal 1/2 | 6 | 3 | +0.2 | 12.68 | Q |
| | | | | | Round 1 2/5 | 4 | 2 | -0.1 | 12.75 | Q |
| 4 | 3147 | <u>CHERRY Damu</u> | <u>USA</u> | 29 NOV 1977 | Final | 7 | 4 | +0.1 | 12.65 | |
| | | | | | Semifinal 2/2 | 8 | 1 | +0.2 | 12.62 | Q |
| | | | | | Round 1 2/5 | 5 | 3 | -0.1 | 12.92 | q |
| 5 | 2154 | <u>ENNIS-LONDON Delloreen</u> | <u>JAM</u> | 5 MAR 1975 | Final | 5 | 5 | +0.1 | 12.65 | |
| | | | | | Semifinal 1/2 | 5 | 2 | +0.2 | 12.67 | Q |
| | | | | | Round 1 3/5 | 8 | 1 | -0.1 | 12.82 | Q |
| 6 | 2155 | <u>FOSTER-HYLTON Bridgitte</u> | <u>JAM</u> | 7 NOV 1974 | Final | 9 | 6 | +0.1 | 12.66 | |
| | | | | | Semifinal 2/2 | 4 | 3 | +0.2 | 12.76 | Q |
| | | | | | Round 1 5/5 | 9 | 1 | +0.4 | 12.69 | Q |
| 7 | 3188 | <u>JONES Lolo</u> | <u>USA</u> | 5 AUG 1982 | Final | 4 | 7 | +0.1 | 12.72 | |
| | | | | | Semifinal 1/2 | 7 | 1 | +0.2 | 12.43 | Q PB |
| | | | | | Round 1 4/5 | 7 | 1 | -0.6 | 12.71 | Q |
| 8 | 1792 | <u>CLAXTON Sarah</u> | <u>GBR</u> | 23 SEP 1979 | Final | 2 | 8 | +0.1 | 12.94 | |
| | | | | | Semifinal 2/2 | 3 | 4 | +0.2 | 12.84 | Q |
| | | | | | Round 1 3/5 | 4 | 3 | -0.1 | 12.97 | q |

Legend

AR - Area Record DNF - Did not Finish DNS - Did not Start DQ - Disqualified
 NR - National Record OR - Olympic Record PB - Personal Best Q - Qualified by place
 q - Qualified by result R - IAAF Rule Rk - Rank SB - Season Best
 WJR - World Junior Record WR - World Record =AR - Equal Area Record =NR - Equal National Record
 =OR - Equal Olympic Record =PB - Equalled Personal Best =SB - Equalled Season Best =WJR - Equal World Junior Record
 =WR - Equal World Record

22:35:12 19 AUG 2008
 ATW011000_C74D 3.0



NATIONAL STADIUM
国家体育场
STADE NATIONAL

SUN 星期天 DIM
17 AUG 2008

ATHLETICS
田径 / ATHLÉTISME

WOMEN'S 400m HURDLES
女子400米栏 / 400 m HAIES - FEMMES

ROUND 1
第1轮 / 1ER TOUR



RESULTS
比赛成绩 / RÉSULTATS

| | | | | | |
|-----------------------|--------------|--------------------------|-----|--------------|-------------|
| WORLD RECORD | 52.34 | PECHONKINA Yuliya | RUS | Tula (RUS) | 8 AUG 2003 |
| OLYMPIC RECORD | 52.77 | CHALKIA Fani | GRE | Athens (GRE) | 22 AUG 2004 |

HEAT 1 Start Time: 20:10

| Rank | Bib | Name | NOC Code | Date of Birth | Lane | Reaction Time | Fn | Result |
|------|------|-----------------------|----------|---------------|------|---------------|----|------------|
| 1 | 3258 | ROSS-WILLIAMS Tiffany | USA | 5 FEB 1983 | 3 | 0.222 | | 55.51 Q |
| 2 | 2821 | OBEDINA Irina | RUS | 1 JUL 1985 | 5 | 0.228 | | 55.71 Q |
| 3 | 2195 | KUBOKURA Satomi | JPN | 27 APR 1982 | 6 | 0.239 | | 55.82 Q SB |
| 4 | 2151 | STODDART Shevon | JAM | 21 NOV 1982 | 2 | 0.238 | | 56.52 |
| 5 | 2342 | ZUNDA Ieva | LAT | 20 JUL 1978 | 7 | 0.203 | | 57.43 |
| 6 | 1212 | TEODORO Lucimar | BRA | 1 MAY 1981 | 4 | 0.272 | | 57.68 |

HEAT 2 Start Time: 20:18

| Rank | Bib | Name | NOC Code | Date of Birth | Lane | Reaction Time | Fn | Result |
|------|------|------------------|----------|---------------|------|---------------|----|------------|
| 1 | 1847 | DANVERS Tasha | GBR | 19 SEP 1977 | 6 | 0.174 | | 55.19 Q SB |
| 2 | 2843 | OTT Anastasia | RUS | 7 SEP 1988 | 4 | 0.215 | | 55.34 Q |
| 3 | 2137 | WILSON Nickiesha | JAM | 28 JUL 1986 | 8 | 0.370 | | 55.75 Q |
| 4 | 2707 | MOROSANU Angela | ROU | 26 JUL 1986 | 7 | 0.259 | | 56.07 q SB |
| 5 | 3271 | TOSTA Sheena | USA | 1 OCT 1982 | 2 | 0.196 | | 56.12 q |
| 6 | 1443 | HORVAT Nikolina | CRO | 18 SEP 1986 | 5 | 0.260 | | 56.65 |
| 7 | 2051 | CAREY Michelle | IRL | 20 MAR 1981 | 3 | 0.247 | | 57.99 |

HEAT 3 Start Time: 20:26

| Rank | Bib | Name | NOC Code | Date of Birth | Lane | Reaction Time | Fn | Result |
|------|------|-------------------------------|----------|---------------|------|---------------|----|------------|
| 1 | 2132 | WALKER Melaine | JAM | 1 JAN 1983 | 8 | 0.272 | | 54.46 Q |
| 2 | 3058 | RABCHENYUK Anastasiya | UKR | 14 SEP 1983 | 2 | 0.218 | | 55.18 Q |
| 3 | 1267 | KIRILOVA Cvetelina | BUL | 14 JUL 1977 | 5 | 0.177 | | 55.22 Q PB |
| 4 | 3177 | HARRISON Queen Quedith | USA | 10 SEP 1988 | 3 | 0.201 | | 55.96 q |
| 5 | 1281 | SOULAMA Aissata | BUR | 11 FEB 1979 | 4 | 0.258 | | 56.37 q |
| 6 | 1410 | KABOUD MEBAM Carole Madeleine | CMR | 17 SEP 1978 | 6 | 0.215 | | 57.81 |
| 7 | 2292 | PEDAN Galina | KGZ | 29 MAY 1983 | 7 | 0.222 | | 1:00.31 |

HEAT 4 Start Time: 20:34

| Rank | Bib | Name | NOC Code | Date of Birth | Lane | Reaction Time | Fn | Result |
|------|------|------------------|----------|---------------|------|---------------|----|---------|
| 1 | 2844 | BIKERT Ekaterina | RUS | 13 MAY 1980 | 7 | 0.210 | | 55.15 Q |
| 2 | 2586 | JESIEN Anna | POL | 10 DEC 1978 | 8 | 0.206 | | 55.35 Q |
| 3 | 1514 | HEJNOVA Zuzana | CZE | 19 DEC 1986 | 6 | 0.193 | | 55.91 Q |
| 4 | 2231 | AZAROVA Tatyana | KAZ | 2 DEC 1985 | 5 | 0.277 | | 56.88 |
| 5 | 2910 | GABIR Muna | SUD | 6 JAN 1987 | 2 | 0.248 | | 57.16 |
| 6 | 3011 | LUCAS Josanne | TRI | 14 APR 1984 | 3 | 0.273 | | 57.76 |
| 7 | 1590 | FORCADELL Laia | ESP | 6 JUN 1982 | 4 | 0.253 | | 58.64 |

Qualification: First 3 in each heat (Q) and the next 4 fastest (q) advance to the Semifinals

Weather conditions at the beginning of the 1st heat

Temperature: 23 °C Humidity: 73 % Conditions: Cloudy

| | | | | | | |
|-----------------------|-------------------------|-----------------------------|----------------------------|--|--|--|
| Legend: | | | | | | |
| Fn False start | PB Personal Best | Q Qualified by place | q Qualified by time | | | |
| SB Season Best | | | | | | |



NATIONAL STADIUM
国家体育场
STADE NATIONAL

SUN 星期天 DIM
17 AUG 2008

ATHLETICS
田径 / ATHLÉTISME

WOMEN'S 400m HURDLES
女子400米栏 / 400 m HAIES - FEMMES

ROUND 1
第1轮 / 1ER TOUR



RESULTS SUMMARY

比赛成绩综合 / RÉSUMÉ DES RÉSULTATS

| | | | | | |
|----------------|-------|-------------------|-----|--------------|-------------|
| WORLD RECORD | 52.34 | PECHONKINA Yuliya | RUS | Tula (RUS) | 8 AUG 2003 |
| OLYMPIC RECORD | 52.77 | CHALKIA Fani | GRE | Athens (GRE) | 22 AUG 2004 |

| Rank | Bib | Name | NOC Code | Heat | Lane Position | Time | |
|------|------|-------------------------------|----------|------|---------------|---------|------|
| 1 | 2132 | WALKER Melaine | JAM | 3 | 8 1 | 54.46 | Q |
| 2 | 2844 | BIKERT Ekaterina | RUS | 4 | 7 1 | 55.15 | Q |
| 3 | 3058 | RABCHENYUK Anastasiya | UKR | 3 | 2 2 | 55.18 | Q |
| 4 | 1847 | DANVERS Tasha | GBR | 2 | 6 1 | 55.19 | Q SB |
| 5 | 1267 | KIRILOVA Cvetelina | BUL | 3 | 5 3 | 55.22 | Q PB |
| 6 | 2843 | OTT Anastasia | RUS | 2 | 4 2 | 55.34 | Q |
| 7 | 2586 | JESIEN Anna | POL | 4 | 8 2 | 55.35 | Q |
| 8 | 3258 | ROSS-WILLIAMS Tiffany | USA | 1 | 3 1 | 55.51 | Q |
| 9 | 2821 | OBEDINA Irina | RUS | 1 | 5 2 | 55.71 | Q |
| 10 | 2137 | WILSON Nickiesha | JAM | 2 | 8 3 | 55.75 | Q |
| 11 | 2195 | KUBOKURA Satomi | JPN | 1 | 6 3 | 55.82 | Q SB |
| 12 | 1514 | HEJNOVA Zuzana | CZE | 4 | 6 3 | 55.91 | Q |
| 13 | 3177 | HARRISON Queen Quedith | USA | 3 | 3 4 | 55.96 | q |
| 14 | 2707 | MOROSANU Angela | ROU | 2 | 7 4 | 56.07 | q SB |
| 15 | 3271 | TOSTA Sheena | USA | 2 | 2 5 | 56.12 | q |
| 16 | 1281 | SOULAMA Aissata | BUR | 3 | 4 5 | 56.37 | q |
| 17 | 2151 | STODDART Shevon | JAM | 1 | 2 4 | 56.52 | |
| 18 | 1443 | HORVAT Nikolina | CRO | 2 | 5 6 | 56.65 | |
| 19 | 2231 | AZAROVA Tatyana | KAZ | 4 | 5 4 | 56.88 | |
| 20 | 2910 | GABIR Muna | SUD | 4 | 2 5 | 57.16 | |
| 21 | 2342 | ZUNDA Ieva | LAT | 1 | 7 5 | 57.43 | |
| 22 | 1212 | TEODORO Lucimar | BRA | 1 | 4 6 | 57.68 | |
| 23 | 3011 | LUCAS Josanne | TRI | 4 | 3 6 | 57.76 | |
| 24 | 1410 | KABOUD MEBAM Carole Madeleine | CMR | 3 | 6 6 | 57.81 | |
| 25 | 2051 | CAREY Michelle | IRL | 2 | 3 7 | 57.99 | |
| 26 | 1590 | FORCADELL Laia | ESP | 4 | 4 7 | 58.64 | |
| 27 | 2292 | PEDAN Galina | KGZ | 3 | 7 7 | 1:00.31 | |

Qualification: First 3 in each heat (Q) and the next 4 fastest (q) advance to the Semifinals

| | | | | | | |
|----------------|---------------|---|--------------------|---|---------------------|----------------|
| Legend: | | | | | | |
| PB | Personal Best | Q | Qualified by place | q | Qualified by result | SB Season Best |



NATIONAL STADIUM
国家体育场
STADE NATIONAL

MON 星期一 LUN
18 AUG 2008

ATHLETICS
田径 / ATHLÉTISME

WOMEN'S 400m HURDLES
女子400米栏 / 400 m HAIES - FEMMES

SEMIFINALS
半决赛 / DEMI-FINALES



RESULTS
比赛成绩 / RÉSULTATS

| | | | | | |
|-----------------------|--------------|--------------------------|-----|--------------|-------------|
| WORLD RECORD | 52.34 | PECHONKINA Yuliya | RUS | Tula (RUS) | 8 AUG 2003 |
| OLYMPIC RECORD | 52.77 | CHALKIA Fani | GRE | Athens (GRE) | 22 AUG 2004 |

SEMIFINAL 1 Start Time: 20:45

| Rank | Bib | Name | NOC Code | Date of Birth | Lane | Reaction Time | Fn | Result |
|------|------|------------------|----------|---------------|------|---------------|----|------------|
| 1 | 3271 | TOSTA Sheena | USA | 1 OCT 1982 | 2 | 0.247 | | 54.07 Q |
| 2 | 1847 | DANVERS Tasha | GBR | 19 SEP 1977 | 4 | 0.262 | | 54.31 Q SB |
| 3 | 2586 | JESIEN Anna | POL | 10 DEC 1978 | 6 | 0.220 | | 54.36 Q |
| 4 | 2844 | BIKERT Ekaterina | RUS | 13 MAY 1980 | 5 | 0.221 | | 54.38 Q |
| 5 | 2137 | WILSON Nickiesha | JAM | 28 JUL 1986 | 9 | 0.229 | | 54.67 |
| 6 | 2843 | OTT Anastasia | RUS | 7 SEP 1988 | 7 | 0.208 | | 54.74 PB |
| 7 | 2195 | KUBOKURA Satomi | JPN | 27 APR 1982 | 8 | 0.281 | | 56.69 |
| 8 | 2707 | MOROSANU Angela | ROU | 26 JUL 1986 | 3 | 0.353 | | 57.67 |

SEMIFINAL 2 Start Time: 20:52

| Rank | Bib | Name | NOC Code | Date of Birth | Lane | Reaction Time | Fn | Result |
|------|------|------------------------|----------|---------------|------|---------------|----|------------|
| 1 | 2132 | WALKER Melaine | JAM | 1 JAN 1983 | 5 | 0.274 | | 54.20 Q |
| 2 | 3058 | RABCHENYUK Anastasiya | UKR | 14 SEP 1983 | 4 | 0.229 | | 54.60 Q PB |
| 3 | 3258 | ROSS-WILLIAMS Tiffany | USA | 5 FEB 1983 | 6 | 0.173 | | 54.99 Q |
| 4 | 1514 | HEJNOVA Zuzana | CZE | 19 DEC 1986 | 8 | 0.217 | | 55.17 Q |
| 5 | 1281 | SOULAMA Aissata | BUR | 11 FEB 1979 | 2 | 0.269 | | 55.69 SB |
| 6 | 2821 | OBEDINA Irina | RUS | 1 JUL 1985 | 7 | 0.223 | | 55.69 |
| 7 | 3177 | HARRISON Queen Quedith | USA | 10 SEP 1988 | 3 | 0.288 | | 55.88 |
| 8 | 1267 | KIRILOVA Cvetelina | BUL | 14 JUL 1977 | 9 | 0.200 | | 55.97 |

Qualification: First 4 in each heat (Q) advance to the Final

Weather conditions at the beginning of the 1st heat

Temperature: 27 °C Humidity: 61 % Conditions: Cloudy

| | | | | |
|----------------|-----------------------|-------------------------|-----------------------------|-----------------------|
| Legend: | Fn False start | PB Personal Best | Q Qualified by place | SB Season Best |
|----------------|-----------------------|-------------------------|-----------------------------|-----------------------|



NATIONAL STADIUM
国家体育场
STADE NATIONAL

MON 星期一 LUN
18 AUG 2008

ATHLETICS
田径 / ATHLÉTISME

WOMEN'S 400m HURDLES
女子400米栏 / 400 m HAIES - FEMMES

SEMIFINALS
半决赛 / DEMI-FINALES



RESULTS SUMMARY

比赛成绩综合 / RÉSUMÉ DES RÉSULTATS

| | | | | | |
|-----------------------|--------------|--------------------------|-----|--------------|-------------|
| WORLD RECORD | 52.34 | PECHONKINA Yuliya | RUS | Tula (RUS) | 8 AUG 2003 |
| OLYMPIC RECORD | 52.77 | CHALKIA Fani | GRE | Athens (GRE) | 22 AUG 2004 |

| Rank | Bib | Name | NOC Code | Heat | Lane | Position | Time | |
|------|------|------------------------|----------|------|------|----------|-------|------|
| 1 | 3271 | TOSTA Sheena | USA | 1 | 2 | 1 | 54.07 | Q |
| 2 | 2132 | WALKER Melaine | JAM | 2 | 5 | 1 | 54.20 | Q |
| 3 | 1847 | DANVERS Tasha | GBR | 1 | 4 | 2 | 54.31 | Q SB |
| 4 | 2586 | JESIEN Anna | POL | 1 | 6 | 3 | 54.36 | Q |
| 5 | 2844 | BIKERT Ekaterina | RUS | 1 | 5 | 4 | 54.38 | Q |
| 6 | 3058 | RABCHENYUK Anastasiya | UKR | 2 | 4 | 2 | 54.60 | Q PB |
| 7 | 2137 | WILSON Nickiesha | JAM | 1 | 9 | 5 | 54.67 | |
| 8 | 2843 | OTT Anastasia | RUS | 1 | 7 | 6 | 54.74 | PB |
| 9 | 3258 | ROSS-WILLIAMS Tiffany | USA | 2 | 6 | 3 | 54.99 | Q |
| 10 | 1514 | HEJNOVA Zuzana | CZE | 2 | 8 | 4 | 55.17 | Q |
| 11 | 1281 | SOULAMA Aissata | BUR | 2 | 2 | 5 | 55.69 | SB |
| 12 | 2821 | OBEDINA Irina | RUS | 2 | 7 | 6 | 55.69 | |
| 13 | 3177 | HARRISON Queen Quedith | USA | 2 | 3 | 7 | 55.88 | |
| 14 | 1267 | KIRILOVA Cvetelina | BUL | 2 | 9 | 8 | 55.97 | |
| 15 | 2195 | KUBOKURA Satomi | JPN | 1 | 8 | 7 | 56.69 | |
| 16 | 2707 | MOROSANU Angela | ROU | 1 | 3 | 8 | 57.67 | |

Qualification: First 4 in each heat (Q) advance to the Final

| | | | |
|----------------|-------------------------|-----------------------------|-----------------------|
| Legend: | PB Personal Best | Q Qualified by place | SB Season Best |
|----------------|-------------------------|-----------------------------|-----------------------|



NATIONAL STADIUM
国家体育场
STADE NATIONAL

WED 星期三 MER
20 AUG 2008
22:35

ATHLETICS
田径 / ATHLÉTISME

WOMEN'S 400m HURDLES
女子400米栏 / 400 m HAIES - FEMMES

FINAL
决赛 / FINALE



RESULTS

比赛成绩 / RÉSULTATS

| | | | | | |
|-----------------------|--------------|--------------------------|-----|--------------|-------------|
| WORLD RECORD | 52.34 | PECHONKINA Yuliya | RUS | Tula (RUS) | 8 AUG 2003 |
| OLYMPIC RECORD | 52.77 | CHALKIA Fani | GRE | Athens (GRE) | 22 AUG 2004 |

| Rank | Bib | Name | NOC Code | Date of Birth | Lane | Reaction Time | Fn | Result |
|------|------|-----------------------|----------|---------------|------|---------------|----|--------------------|
| 1 | 2132 | WALKER Melaine | JAM | 1 JAN 1983 | 6 | 0.236 | | 52.64 OR,NR |
| 2 | 3271 | TOSTA Sheena | USA | 1 OCT 1982 | 5 | 0.191 | | 53.70 |
| 3 | 1847 | DANVERS Tasha | GBR | 19 SEP 1977 | 7 | 0.189 | | 53.84 PB |
| 4 | 3058 | RABCHENYUK Anastasiya | UKR | 14 SEP 1983 | 4 | 0.248 | | 53.96 PB |
| 5 | 2586 | JESIEN Anna | POL | 10 DEC 1978 | 9 | 0.206 | | 54.29 SB |
| 6 | 2844 | BIKERT Ekaterina | RUS | 13 MAY 1980 | 2 | 0.193 | | 54.96 |
| 7 | 1514 | HEJNOVA Zuzana | CZE | 19 DEC 1986 | 3 | 0.195 | | 54.97 |
| 8 | 3258 | ROSS-WILLIAMS Tiffany | USA | 5 FEB 1983 | 8 | 0.184 | | 57.55 |

Weather conditions

Temperature: 27 °C Humidity: 66 % Conditions: Cloudy

| | | | | | |
|-----------------------|---------------------------|--------------------------|-------------------------|--|--|
| Legend: | | | | | |
| Fn False start | NR National Record | OR Olympic Record | PB Personal Best | | |
| SB Season Best | | | | | |

Results Progression



WOMEN'S 400M HURDLES FINAL

National Stadium / WED 20 AUG 2008

World Record 52.34 PECHONKINA Yuliya RUS Tula(RUS) 8 AUG 2003
Olympic Record 52.77 CHALKIA Fani GRE Athens(GRE) 22 AUG 2004

| Rk | Bib | Name | NOC | Date of Birth | Phase | Lane | Position | Time | |
|----|------|------------------------------|------------|---------------|---------------|------|----------|-------|--------|
| 1 | 2132 | <u>WALKER Melaine</u> | <u>JAM</u> | 1 JAN 1983 | Final | 6 | 1 | 52.64 | OR ,NR |
| | | | | | Semifinal 2/2 | 5 | 1 | 54.20 | Q |
| | | | | | Round 1 3/4 | 8 | 1 | 54.46 | Q |
| 2 | 3271 | <u>TOSTA Sheena</u> | <u>USA</u> | 1 OCT 1982 | Final | 5 | 2 | 53.70 | |
| | | | | | Semifinal 1/2 | 2 | 1 | 54.07 | Q |
| | | | | | Round 1 2/4 | 2 | 5 | 56.12 | q |
| 3 | 1847 | <u>DANVERS Tasha</u> | <u>GBR</u> | 19 SEP 1977 | Final | 7 | 3 | 53.84 | PB |
| | | | | | Semifinal 1/2 | 4 | 2 | 54.31 | Q SB |
| | | | | | Round 1 2/4 | 6 | 1 | 55.19 | Q SB |
| 4 | 3058 | <u>RABCHENYUK Anastasiya</u> | <u>UKR</u> | 14 SEP 1983 | Final | 4 | 4 | 53.96 | PB |
| | | | | | Semifinal 2/2 | 4 | 2 | 54.60 | Q PB |
| | | | | | Round 1 3/4 | 2 | 2 | 55.18 | Q |
| 5 | 2586 | <u>JESIEN Anna</u> | <u>POL</u> | 10 DEC 1978 | Final | 9 | 5 | 54.29 | SB |
| | | | | | Semifinal 1/2 | 6 | 3 | 54.36 | Q |
| | | | | | Round 1 4/4 | 8 | 2 | 55.35 | Q |
| 6 | 2844 | <u>BIKERT Ekaterina</u> | <u>RUS</u> | 13 MAY 1980 | Final | 2 | 6 | 54.96 | |
| | | | | | Semifinal 1/2 | 5 | 4 | 54.38 | Q |
| | | | | | Round 1 4/4 | 7 | 1 | 55.15 | Q |
| 7 | 1514 | <u>HEJNOVA Zuzana</u> | <u>CZE</u> | 19 DEC 1986 | Final | 3 | 7 | 54.97 | |
| | | | | | Semifinal 2/2 | 8 | 4 | 55.17 | Q |
| | | | | | Round 1 4/4 | 6 | 3 | 55.91 | Q |
| 8 | 3258 | <u>ROSS-WILLIAMS Tiffany</u> | <u>USA</u> | 5 FEB 1983 | Final | 8 | 8 | 57.55 | |
| | | | | | Semifinal 2/2 | 6 | 3 | 54.99 | Q |
| | | | | | Round 1 1/4 | 3 | 1 | 55.51 | Q |

Legend

AR - Area Record DNF - Did not Finish DNS - Did not Start DQ - Disqualified
 NR - National Record OR - Olympic Record PB - Personal Best Q - Qualified by place
 q - Qualified by result R - IAAF Rule Rk - Rank SB - Season Best
 WJR - World Junior Record WR - World Record =AR - Equal Area Record =NR - Equal National Record
 =OR - Equal Olympic Record =PB - Equalled Personal Best =SB - Equalled Season Best =WJR - Equal World Junior Record
 =WR - Equal World Record

5:30:03 21 AUG 2008
 ATW044000_C74D 3.1



NATIONAL STADIUM
国家体育场
STADE NATIONAL

THU 星期四 JEU
21 AUG 2008
10:50

ATHLETICS
田径 / ATHLÉTISME

WOMEN'S HIGH JUMP
女子跳高 / SAUT EN HAUTEUR - FEMMES

QUALIFICATION GROUP A
及格赛 - A组 / QUALIFICATIONS GROUPE A



RESULTS

比赛成绩 / RÉSULTATS

| | | | | | |
|-----------------------|--------------|---------------------------|------------|--------------|-------------|
| WORLD RECORD | 2.09m | KOSTADINOVA Stefka | BUL | Rome (ITA) | 30 AUG 1987 |
| OLYMPIC RECORD | 2.06m | SLESARENKO Elena | RUS | Athens (GRE) | 28 AUG 2004 |

| Rank | Bib | Name | NOC Code | Date of Birth | 1.80 | 1.85 | 1.89 | 1.93 | Result |
|------|------|-----------------------|----------|---------------|------|------|------|------|---------------|
| 1 | 1119 | HELLEBAUT Tia | BEL | 16 FEB 1978 | - | o | o | o | 1.93 q |
| 2 | 1895 | FRIEDRICH Ariane | GER | 10 JAN 1984 | - | o | xo | o | 1.93 q |
| 3 | 3096 | PALAMAR Vita | UKR | 12 OCT 1977 | - | o | o | xo | 1.93 q |
| 3 | 2757 | SHKOLINA Svetlana | RUS | 9 MAR 1986 | o | o | o | xo | 1.93 q |
| 5 | 2756 | CHICHEROVA Anna | RUS | 22 JUL 1982 | o | o | xo | xo | 1.93 q |
| 6 | 1512 | DUBNOVA Romana | CZE | 4 NOV 1978 | o | xo | o | xxo | 1.93 q |
| 7 | 2509 | AMATA Doreen | NGR | 6 MAY 1988 | o | o | o | xxx | 1.89 |
| 8 | 3296 | RADZIVIL Svetlana | UZB | 17 JAN 1987 | o | xo | o | xxx | 1.89 |
| 9 | 3134 | ACUFF Amy | USA | 14 JUL 1975 | o | o | xo | xxx | 1.89 |
| 10 | 1334 | ZHENG Xingjuan | CHN | 20 MAR 1989 | xo | o | xxo | xxx | 1.89 |
| 11 | 2368 | VNUKOVA Karina | LTU | 27 MAR 1985 | o | o | xxx | | 1.85 |
| 12 | 3156 | DAY Sharon | USA | 9 JUN 1985 | xo | o | xxx | | 1.85 |
| 12 | 1940 | STERGIOU Antonia | GRE | 7 JUL 1985 | xo | o | xxx | | 1.85 |
| 14 | 2232 | YEVSEYEVA Yekaterina | KAZ | 22 JUN 1988 | o | xxo | xxx | | 1.85 |
| 15 | 2991 | CHAIPECH Noeng-Ruthai | THA | 1 DEC 1980 | o | xxx | | | 1.80 |
| 15 | 2418 | GLIZNUTA Inna | MDA | 18 APR 1973 | o | xxx | | | 1.80 |

Qualification: Qualifying performance 1.96 (Q) or at least 12 best performers (q) advance to the Final

Weather conditions

Temperature: 21 °C Humidity: 90 % Conditions: Rain

| | | | | | | | |
|----------------|------|---|-----------|---|--------------------------|---|---------|
| Legend: | - | o | Clearance | q | Qualified by performance | x | Failure |
| | Pass | | | | | | |



NATIONAL STADIUM
国家体育场
STADE NATIONAL

THU 星期四 JEU
21 AUG 2008
10:50

ATHLETICS
田径 / ATHLÉTISME

WOMEN'S HIGH JUMP
女子跳高 / SAUT EN HAUTEUR - FEMMES

QUALIFICATION GROUP B
及格赛 - B组 / QUALIFICATIONS GROUPE B



RESULTS

比赛成绩 / RÉSULTATS

| | | | | | |
|-----------------------|--------------|---------------------------|-----|--------------|-------------|
| WORLD RECORD | 2.09m | KOSTADINOVA Stefka | BUL | Rome (ITA) | 30 AUG 1987 |
| OLYMPIC RECORD | 2.06m | SLESARENKO Elena | RUS | Athens (GRE) | 28 AUG 2004 |

| Rank | Bib | Name | NOC Code | Date of Birth | 1.80 | 1.85 | 1.89 | 1.93 | Result |
|------|------|-----------------------|----------|---------------|------|------|------|------|--------|
| 1 | 2233 | AITOVA Marina | KAZ | 13 SEP 1982 | o | o | o | o | 1.93 q |
| 1 | 1621 | BEITIA Ruth | ESP | 1 APR 1979 | o | o | o | o | 1.93 q |
| 1 | 3130 | STYOPINA Vita | UKR | 21 FEB 1976 | o | o | o | o | 1.93 q |
| 4 | 2073 | di MARTINO Antonietta | ITA | 1 JUN 1978 | xo | o | o | o | 1.93 q |
| 5 | 1527 | STRAKOVA Iva | CZE | 4 AUG 1980 | o | o | xxo | o | 1.93 q |
| 6 | 3266 | HOWARD Chaunte | USA | 12 JAN 1984 | o | o | o | xo | 1.93 q |
| 6 | 1442 | VLASIC Blanka | CRO | 8 NOV 1983 | o | o | o | xo | 1.93 q |
| 8 | 2950 | GREEN Emma | SWE | 8 DEC 1984 | o | o | o | xxo | 1.93 q |
| 9 | 2787 | SLESARENKO Elena | RUS | 28 FEB 1982 | o | o | xo | xxo | 1.93 q |
| 10 | 1767 | SKOTNIK Melanie | FRA | 8 NOV 1982 | o | o | o | xxx | 1.89 |
| 11 | 1302 | FORRESTER Nicole | CAN | 17 NOV 1976 | o | o | xo | xxx | 1.89 |
| 12 | 1636 | ILJUSTSENKO Anna | EST | 12 OCT 1985 | o | xxo | xo | xxx | 1.89 |
| 13 | 3292 | DUSANOVA Nadiya | UZB | 17 NOV 1987 | xxo | o | xxx | | 1.85 |
| 14 | 2351 | SPENCER Levern | LCA | 23 JUN 1984 | - | xo | xxx | | 1.85 |
| | 2290 | EFIMENKO Tatiana | KGZ | 2 JAN 1981 | xxx | | | | NM |
| | 2445 | RIFKA Romary | MEX | 23 DEC 1970 | xxx | | | | NM |

Qualification: Qualifying performance 1.96 (Q) or at least 12 best performers (q) advance to the Final

Weather conditions

Temperature: 21 °C Humidity: 90 % Conditions: Rain

| | | | | | |
|----------------|---------|----|---------|---|--------------------------|
| Legend: | | | | | |
| - | Pass | NM | No Mark | o | Clearance |
| x | Failure | | | | q |
| | | | | | Qualified by performance |



NATIONAL STADIUM
国家体育场
STADE NATIONAL

THU 星期四 JEU
21 AUG 2008

ATHLETICS
田径 / ATHLÉTISME

WOMEN'S HIGH JUMP
女子跳高 / SAUT EN HAUTEUR - FEMMES

QUALIFICATION
及格赛 / QUALIFICATIONS



RESULTS SUMMARY

比赛成绩综合 / RÉSUMÉ DES RÉSULTATS

| | | | | | |
|-----------------------|--------------|---------------------------|-----|--------------|-------------|
| WORLD RECORD | 2.09m | KOSTADINOVA Stefka | BUL | Rome (ITA) | 30 AUG 1987 |
| OLYMPIC RECORD | 2.06m | SLESARENKO Elena | RUS | Athens (GRE) | 28 AUG 2004 |

| Rank | Bib | Name | NOC Code | Group | Position | Result |
|------|------|-----------------------|----------|-------|----------|--------|
| 1 | 2233 | AITOVA Marina | KAZ | B | =1 | 1.93 q |
| 1 | 1621 | BEITIA Ruth | ESP | B | =1 | 1.93 q |
| 1 | 1119 | HELLEBAUT Tia | BEL | A | 1 | 1.93 q |
| 1 | 3130 | STYOPINA Vita | UKR | B | =1 | 1.93 q |
| 5 | 2073 | di MARTINO Antonietta | ITA | B | 4 | 1.93 q |
| 5 | 1895 | FRIEDRICH Ariane | GER | A | 2 | 1.93 q |
| 7 | 1527 | STRAKOVA Iva | CZE | B | 5 | 1.93 q |
| 8 | 3266 | HOWARD Chaunte | USA | B | =6 | 1.93 q |
| 8 | 3096 | PALAMAR Vita | UKR | A | =3 | 1.93 q |
| 8 | 2757 | SHKOLINA Svetlana | RUS | A | =3 | 1.93 q |
| 8 | 1442 | VLASIC Blanka | CRO | B | =6 | 1.93 q |
| 12 | 2756 | CHICHEROVA Anna | RUS | A | 5 | 1.93 q |
| 13 | 2950 | GREEN Emma | SWE | B | 8 | 1.93 q |
| 14 | 1512 | DUBNOVA Romana | CZE | A | 6 | 1.93 q |
| 14 | 2787 | SLESARENKO Elena | RUS | B | 9 | 1.93 q |
| 16 | 2509 | AMATA Doreen | NGR | A | 7 | 1.89 |
| 16 | 1767 | SKOTNIK Melanie | FRA | B | 10 | 1.89 |
| 18 | 3296 | RADZIVIL Svetlana | UZB | A | 8 | 1.89 |
| 19 | 3134 | ACUFF Amy | USA | A | 9 | 1.89 |
| 19 | 1302 | FORRESTER Nicole | CAN | B | 11 | 1.89 |
| 21 | 1636 | ILJUSTSENKO Anna | EST | B | 12 | 1.89 |
| 22 | 1334 | ZHENG Xingjuan | CHN | A | 10 | 1.89 |
| 23 | 2368 | VNUKOVA Karina | LTU | A | 11 | 1.85 |
| 24 | 3156 | DAY Sharon | USA | A | =12 | 1.85 |
| 24 | 1940 | STERGIOU Antonia | GRE | A | =12 | 1.85 |
| 26 | 3292 | DUSANOVA Nadiya | UZB | B | 13 | 1.85 |
| 27 | 2351 | SPENCER Levern | LCA | B | 14 | 1.85 |
| 28 | 2232 | YEVSEYEVA Yekaterina | KAZ | A | 14 | 1.85 |
| 29 | 2991 | CHAIPECH Noeng-Ruthai | THA | A | =15 | 1.80 |
| 29 | 2418 | GLIZNUTA Inna | MDA | A | =15 | 1.80 |
| | 2290 | EFIMENKO Tatiana | KGZ | B | | NM |
| | 2445 | RIFKA Romary | MEX | B | | NM |

Qualification: Qualifying performance 1.96 (Q) or at least 12 best performers (q) advance to the Final

Legend:
NM No Mark

q Qualified by performance



NATIONAL STADIUM
国家体育场
STADE NATIONAL

SAT 星期六 SAM
23 AUG 2008
19:00

ATHLETICS
田径 / ATHLÉTISME

WOMEN'S HIGH JUMP
女子跳高 / SAUT EN HAUTEUR - FEMMES

FINAL
决赛 / FINALE



RESULTS

比赛成绩 / RÉSULTATS

| | | | | | |
|-----------------------|--------------|---------------------------|-----|--------------|-------------|
| WORLD RECORD | 2.09m | KOSTADINOVA Stefka | BUL | Rome (ITA) | 30 AUG 1987 |
| OLYMPIC RECORD | 2.06m | SLESARENKO Elena | RUS | Athens (GRE) | 28 AUG 2004 |

| Rank | Bib | Name | NOC Code | Date of Birth | 1.85 | 1.89 | 1.93 | 1.96 | 1.99 | 2.01 | 2.03 | Result | |
|------|------|-----------------------|----------|---------------|------|------|------|------|------|------|------|--------|-----|
| | | | | | 2.05 | 2.07 | | | | | | | |
| 1 | 1119 | HELLEBAUT Tia | BEL | 16 FEB 1978 | o | o | o | o | xo | xo | xo | 2.05 | NR |
| | | | | | o | x- | | | | | | | |
| 2 | 1442 | VLASIC Blanka | CRO | 8 NOV 1983 | o | o | o | o | o | o | o | 2.05 | |
| | | | | | xo | xxx | | | | | | | |
| 3 | 2756 | CHICHEROVA Anna | RUS | 22 JUL 1982 | o | o | o | xo | xxo | o | o | 2.03 | =PB |
| | | | | | xxx | | | | | | | | |
| 4 | 2787 | SLESARENKO Elena | RUS | 28 FEB 1982 | o | o | xo | xo | xo | xo | xxx | 2.01 | |
| | | | | | | | | | | | | | |
| 5 | 3096 | PALAMAR Vita | UKR | 12 OCT 1977 | o | o | o | xo | xo | xx- | x | 1.99 | |
| | | | | | | | | | | | | | |
| 6 | 3266 | HOWARD Chaunte | USA | 12 JAN 1984 | o | o | xo | xo | xxo | xxx | | 1.99 | SB |
| | | | | | | | | | | | | | |
| 7 | 1621 | BEITIA Ruth | ESP | 1 APR 1979 | o | o | o | o | xxx | | | 1.96 | |
| | | | | | | | | | | | | | |
| 7 | 1895 | FRIEDRICH Ariane | GER | 10 JAN 1984 | o | - | o | o | xxx | | | 1.96 | |
| | | | | | | | | | | | | | |
| 9 | 2950 | GREEN Emma | SWE | 8 DEC 1984 | o | o | o | xxo | xxx | | | 1.96 | SB |
| | | | | | | | | | | | | | |
| 10 | 2233 | AITOVA Marina | KAZ | 13 SEP 1982 | o | o | o | xxx | | | | 1.93 | |
| | | | | | | | | | | | | | |
| 10 | 2073 | di MARTINO Antonietta | ITA | 1 JUN 1978 | o | o | o | xxx | | | | 1.93 | |
| | | | | | | | | | | | | | |
| 12 | 1527 | STRAKOVA Iva | CZE | 4 AUG 1980 | o | o | xxo | xxx | | | | 1.93 | |
| | | | | | | | | | | | | | |
| 12 | 3130 | STYOPINA Vita | UKR | 21 FEB 1976 | o | o | xxo | xxx | | | | 1.93 | |
| | | | | | | | | | | | | | |
| 14 | 2757 | SHKOLINA Svetlana | RUS | 9 MAR 1986 | o | xo | xxo | xxx | | | | 1.93 | |
| | | | | | | | | | | | | | |
| 15 | 1512 | DUBNOVA Romana | CZE | 4 NOV 1978 | o | xo | x- | - | - | - | - | 1.89 | |
| | | | | | - | - | | | | | | | |

Weather conditions

Temperature: 30 °C Humidity: 44 % Conditions: Cloudy

| | | | | | | | | |
|----------------|----|-------------|-----|---------------------|----|-----------------|---|-----------|
| Legend: | - | Pass | =PB | Equal Personal Best | NR | National Record | o | Clearance |
| | SB | Season Best | x | Failure | | | | |



RESULTS

比赛成绩 / RÉSULTATS

| | | | | | |
|-----------------------|--------------|------------------------|-----|--------------|-------------|
| WORLD RECORD | 5.04m | ISINBAEVA Elena | RUS | Monaco (MON) | 29 JUL 2008 |
| OLYMPIC RECORD | 4.91m | ISINBAEVA Elena | RUS | Athens (GRE) | 24 AUG 2004 |

| Rank | Bib | Name | NOC Code | Date of Birth | 4.00 | 4.15 | 4.30 | 4.40 | 4.50 | 4.60 | Result |
|------|------|------------------------------|----------|---------------|------|------|------|------|------|------|-----------------|
| 1 | 2784 | ISINBAEVA Elena | RUS | 3 JUN 1982 | - | - | - | - | - | o | 4.60 Q |
| 2 | 1386 | GAO Shuying | CHN | 28 OCT 1979 | - | - | o | o | o | - | 4.50 q |
| 3 | 2778 | FEOFANOVA Svetlana | RUS | 16 JUL 1980 | - | - | - | xo | o | - | 4.50 q |
| 3 | 3237 | STEINER-BENNETT April | USA | 22 APR 1980 | - | - | xo | o | o | - | 4.50 q |
| 5 | 2608 | PYREK Monika | POL | 11 AUG 1980 | - | - | - | o | xo | - | 4.50 q |
| 6 | 1859 | HINGST Carolin Tamara | GER | 18 SEP 1980 | - | o | xo | o | xo | - | 4.50 q |
| 7 | 1596 | AGIRRE Naroa | ESP | 15 MAY 1979 | o | o | o | xo | xxx | | 4.40 =SB |
| 8 | 1905 | REIBERGER Anastasija | GER | 19 SEP 1977 | - | o | xo | xo | xxx | | 4.40 |
| 9 | 2632 | PIWOWARSKA Joanna Aleksandra | POL | 4 NOV 1983 | xo | o | xo | xxx | | | 4.30 |
| 9 | 1944 | SKAFIDA Afroditi | GRE | 20 MAR 1982 | - | xo | xo | xxx | | | 4.30 |
| 9 | 2671 | TAVARES Sandra | POR | 29 MAY 1982 | o | xo | xo | xxx | | | 4.30 |
| 12 | 1725 | BUISSON Marion | FRA | 19 FEB 1988 | o | o | xx | | | | 4.15 |
| 13 | 3129 | KUSHCH Natalia | UKR | 5 MAR 1983 | - | xxo | - | xxx | | | 4.15 |
| 13 | 1361 | LI Ling | CHN | 6 JUL 1989 | - | xxo | xxx | | | | 4.15 |
| 13 | 1454 | SILVA Yarisley | CUB | 1 JUN 1987 | - | xxo | xxx | | | | 4.15 |
| 16 | 1033 | GARCIA Alejandra | ARG | 13 JUN 1973 | xxo | xxo | xxx | | | | 4.15 |
| 17 | 3031 | BEN YOUSSEF Leila | TUN | 13 NOV 1981 | xo | xxx | | | | | 4.00 |
| 17 | 1692 | VANDY Vanessa | FIN | 14 MAY 1989 | xo | xxx | | | | | 4.00 |

Qualification: Qualifying performance 4.60 (Q) or at least 12 best performers (q) advance to the Final

Weather conditions

Temperature: 29 °C Humidity: 45 % Conditions: Sunny

| | | | | | | | | |
|----------------|---|--------------------------|-----|-------------------|---|-----------|---|-----------------------|
| Legend: | - | Pass | =SB | Equal Season Best | o | Clearance | Q | Qualified by standard |
| | q | Qualified by performance | x | Failure | | | | |



RESULTS
比赛成绩 / RÉSULTATS

| | | | | | |
|-----------------------|--------------|------------------------|-----|--------------|-------------|
| WORLD RECORD | 5.04m | ISINBAEVA Elena | RUS | Monaco (MON) | 29 JUL 2008 |
| OLYMPIC RECORD | 4.91m | ISINBAEVA Elena | RUS | Athens (GRE) | 24 AUG 2004 |

| Rank | Bib | Name | NOC Code | Date of Birth | 4.00 | 4.15 | 4.30 | 4.40 | 4.50 | Result |
|------|------|------------------------|----------|---------------|------|------|------|------|------|------------|
| 1 | 1724 | BOSLAK Vanessa | FRA | 11 JUN 1982 | - | o | o | o | o | 4.50 q =SB |
| 1 | 1241 | MURER Fabiana | BRA | 16 MAR 1981 | - | - | - | o | o | 4.50 q |
| 1 | 3276 | STUCZYNSKI Jennifer | USA | 5 FEB 1982 | - | - | - | - | o | 4.50 q |
| 4 | 2609 | ROGOWSKA Anna | POL | 21 MAY 1981 | - | - | - | o | xo | 4.50 q |
| 5 | 2761 | GOLUBCHIKOVA Yulia | RUS | 27 MAR 1983 | - | - | o | xo | xo | 4.50 q |
| 6 | 1879 | SPIEGELBURG Silke | GER | 17 MAR 1986 | - | - | xxo | o | xo | 4.50 q |
| 7 | 1795 | DENNISON Kate | GBR | 7 MAY 1984 | xo | xo | xo | xxo | xxx | 4.40 =PB |
| 8 | 1073 | BOYD Alana | AUS | 10 MAY 1984 | - | - | o | xxx | | 4.30 |
| 8 | 2411 | SAMSU Roslinda | MAS | 9 JUN 1982 | o | o | o | xxx | | 4.30 =SB |
| 10 | 1312 | HENDRY Kelsie | CAN | 29 JUN 1982 | - | - | xo | xxx | | 4.30 |
| 11 | 2919 | BUCHLER Nicole | SUI | 17 DEC 1983 | xxo | o | xxo | xxx | | 4.30 |
| 12 | 2059 | ELISDOTTIR Thorey Edda | ISL | 30 JUN 1977 | - | o | xxx | | | 4.15 |
| 13 | 1362 | ZHOU Yang | CHN | 16 MAY 1988 | xo | o | xxx | | | 4.15 |
| 14 | 2013 | MOLNAR Krisztina | HUN | 8 APR 1976 | xxo | o | xxx | | | 4.15 |
| 15 | 1945 | KYRIAKOPOULOU Nikoleta | GRE | 21 MAR 1986 | - | xxo | xxx | | | 4.15 |
| 16 | 1503 | FOITIDOU Anna | CYP | 22 APR 1977 | xxo | xxx | | | | 4.00 |
| | 1508 | BADUROVA Katerina | CZE | 18 DEC 1982 | xxx | | | | | NM |
| | 3139 | BARTOLINA Erica | USA | 15 MAY 1980 | - | - | xxx | | | NM |

Qualification: Qualifying performance 4.60 (Q) or at least 12 best performers (q) advance to the Final

Weather conditions

Temperature: 29 °C Humidity: 45 % Conditions: Sunny

| | | | | | | | | |
|----------------|---|-----------|-----|--------------------------|-----|-------------------|----|---------|
| Legend: | - | Pass | =PB | Equal Personal Best | =SB | Equal Season Best | NM | No Mark |
| | o | Clearance | q | Qualified by performance | x | Failure | | |



NATIONAL STADIUM
国家体育场
STADE NATIONAL

SAT 星期六 SAM
16 AUG 2008

ATHLETICS
田径 / ATHLÉTISME

WOMEN'S POLE VAULT
女子撑杆跳高 / SAUT À LA PERCHE - FEMMES

QUALIFICATION
及格赛 / QUALIFICATIONS



RESULTS SUMMARY

比赛成绩综合 / RÉSUMÉ DES RÉSULTATS

| | | | | | |
|-----------------------|--------------|------------------------|-----|--------------|-------------|
| WORLD RECORD | 5.04m | ISINBAEVA Elena | RUS | Monaco (MON) | 29 JUL 2008 |
| OLYMPIC RECORD | 4.91m | ISINBAEVA Elena | RUS | Athens (GRE) | 24 AUG 2004 |

| Rank | Bib | Name | NOC Code | Group | Position | Result |
|------|------|------------------------------|----------|-------|----------|------------|
| 1 | 2784 | ISINBAEVA Elena | RUS | A | 1 | 4.60 Q |
| 2 | 1724 | BOSLAK Vanessa | FRA | B | =1 | 4.50 q =SB |
| 2 | 1386 | GAO Shuying | CHN | A | 2 | 4.50 q |
| 2 | 1241 | MURER Fabiana | BRA | B | =1 | 4.50 q |
| 2 | 3276 | STUCZYNSKI Jennifer | USA | B | =1 | 4.50 q |
| 6 | 2778 | FEOFANOVA Svetlana | RUS | A | =3 | 4.50 q |
| 6 | 3237 | STEINER-BENNETT April | USA | A | =3 | 4.50 q |
| 8 | 2608 | PYREK Monika | POL | A | 5 | 4.50 q |
| 8 | 2609 | ROGOWSKA Anna | POL | B | 4 | 4.50 q |
| 10 | 2761 | GOLUBCHIKOVA Yulia | RUS | B | 5 | 4.50 q |
| 10 | 1859 | HINGST Carolin Tamara | GER | A | 6 | 4.50 q |
| 12 | 1879 | SPIEGELBURG Silke | GER | B | 6 | 4.50 q |
| 13 | 1596 | AGIRRE Naroa | ESP | A | 7 | 4.40 =SB |
| 14 | 1905 | REIBERGER Anastasija | GER | A | 8 | 4.40 |
| 15 | 1795 | DENNISON Kate | GBR | B | 7 | 4.40 =PB |
| 16 | 1073 | BOYD Alana | AUS | B | =8 | 4.30 |
| 16 | 2411 | SAMSU Roslinda | MAS | B | =8 | 4.30 =SB |
| 18 | 1312 | HENDRY Kelsie | CAN | B | 10 | 4.30 |
| 19 | 2632 | PIWOWARSKA Joanna Aleksandra | POL | A | =9 | 4.30 |
| 19 | 1944 | SKAFIDA Afroditi | GRE | A | =9 | 4.30 |
| 19 | 2671 | TAVARES Sandra | POR | A | =9 | 4.30 |
| 22 | 2919 | BUCHLER Nicole | SUI | B | 11 | 4.30 |
| 23 | 1725 | BUISSON Marion | FRA | A | 12 | 4.15 |
| 23 | 2059 | ELISDOTTIR Thorey Edda | ISL | B | 12 | 4.15 |
| 25 | 1362 | ZHOU Yang | CHN | B | 13 | 4.15 |
| 26 | 2013 | MOLNAR Krisztina | HUN | B | 14 | 4.15 |
| 27 | 3129 | KUSHCH Natalia | UKR | A | =13 | 4.15 |
| 27 | 1945 | KYRIAKOPOULOU Nikoleta | GRE | B | 15 | 4.15 |
| 27 | 1361 | LI Ling | CHN | A | =13 | 4.15 |
| 27 | 1454 | SILVA Yarisley | CUB | A | =13 | 4.15 |
| 31 | 1033 | GARCIA Alejandra | ARG | A | 16 | 4.15 |
| 32 | 3031 | BEN YOUSSEF Leila | TUN | A | =17 | 4.00 |
| 32 | 1692 | VANDY Vanessa | FIN | A | =17 | 4.00 |
| 34 | 1503 | FOITIDOU Anna | CYP | B | 16 | 4.00 |
| | 1508 | BADUROVA Katerina | CZE | B | | NM |
| | 3139 | BARTOLINA Erica | USA | B | | NM |

Qualification: Qualifying performance 4.60 (Q) or at least 12 best performers (q) advance to the Final

| | | | | | | | | |
|----------------|-----|--------------------------|-----|-------------------|----|---------|---|-----------------------|
| Legend: | =PB | Equal Personal Best | =SB | Equal Season Best | NM | No Mark | Q | Qualified by standard |
| | q | Qualified by performance | | | | | | |



NATIONAL STADIUM
国家体育场
STADE NATIONAL

MON 星期一 LUN
18 AUG 2008
19:20

ATHLETICS
田径 / ATHLÉTISME

WOMEN'S POLE VAULT
女子撑杆跳高 / SAUT À LA PERCHE - FEMMES

FINAL
决赛 / FINALE



RESULTS

比赛成绩 / RÉSULTATS

| | | | | | |
|-----------------------|--------------|------------------------|-----|--------------|-------------|
| WORLD RECORD | 5.04m | ISINBAEVA Elena | RUS | Monaco (MON) | 29 JUL 2008 |
| OLYMPIC RECORD | 4.91m | ISINBAEVA Elena | RUS | Athens (GRE) | 24 AUG 2004 |

| Rank | Bib | Name | NOC Code | Date of Birth | 4.30 | 4.45 | 4.55 | 4.65 | 4.70 | 4.75 | 4.80 | Result |
|------|------|-----------------------|----------|---------------|------|------|------|------|------|------|------|-----------------|
| | | | | | 4.85 | 4.90 | 4.95 | 5.00 | 5.05 | | | |
| 1 | 2784 | ISINBAEVA Elena | RUS | 3 JUN 1982 | - | - | - | - | o | - | - | 5.05 WR |
| | | | | | o | - | xxo | - | xxo | | | |
| 2 | 3276 | STUCZYNSKI Jennifer | USA | 5 FEB 1982 | - | - | o | - | o | xo | o | 4.80 |
| | | | | | - | xxx | | | | | | |
| 3 | 2778 | FEOFANOVA Svetlana | RUS | 16 JUL 1980 | - | o | o | xo | - | o | xxx | 4.75 =SB |
| | | | | | | | | | | | | |
| 4 | 2761 | GOLUBCHIKOVA Yulia | RUS | 27 MAR 1983 | - | o | o | xo | o | xo | xxx | 4.75 PB |
| | | | | | | | | | | | | |
| 5 | 2608 | PYREK Monika | POL | 11 AUG 1980 | - | o | o | o | xo | xxx | | 4.70 |
| | | | | | | | | | | | | |
| 6 | 1859 | HINGST Carolin Tamara | GER | 18 SEP 1980 | o | o | o | xxo | xxx | | | 4.65 SB |
| | | | | | | | | | | | | |
| 7 | 1879 | SPIEGELBURG Silke | GER | 17 MAR 1986 | o | xo | o | xxo | xxx | | | 4.65 |
| | | | | | | | | | | | | |
| 8 | 3237 | STEINER-BENNETT April | USA | 22 APR 1980 | o | o | o | xxx | | | | 4.55 |
| | | | | | | | | | | | | |
| 9 | 1724 | BOSLAK Vanessa | FRA | 11 JUN 1982 | o | o | xo | xxx | | | | 4.55 SB |
| | | | | | | | | | | | | |
| 10 | 1241 | MURER Fabiana | BRA | 16 MAR 1981 | - | o | - | xxx | | | | 4.45 |
| | | | | | | | | | | | | |
| 10 | 2609 | ROGOWSKA Anna | POL | 21 MAY 1981 | - | o | xxx | | | | | 4.45 |
| | | | | | | | | | | | | |
| 12 | 1386 | GAO Shuying | CHN | 28 OCT 1979 | o | xxo | xxx | | | | | 4.45 |
| | | | | | | | | | | | | |

Weather conditions

Temperature: 27 °C Humidity: 63 % Conditions: Cloudy

| | | | | | | | | |
|----------------|----|-------------|-----|-------------------|---|-----------|----|---------------|
| Legend: | - | Pass | =SB | Equal Season Best | o | Clearance | PB | Personal Best |
| | SB | Season Best | WR | World Record | x | Failure | | |



RESULTS
比赛成绩 / RÉSULTATS

CORRECTED

| | | | | | |
|-----------------------|--------------|-----------------------------|-----|-----------------|-------------|
| WORLD RECORD | 7.52m | CHISTYAKOVA Galina | URS | Leningrad (URS) | 11 JUN 1988 |
| OLYMPIC RECORD | 7.40m | JOYNER-KERSEE Jackie | USA | Seoul (KOR) | 29 SEP 1988 |

| Rank | Bib | Name | NOC Code | Date of Birth | 1 | 2 | 3 | Result | Wind |
|------|------|-----------------------|----------|---------------|--------------|--------------|--------------|------------------|---------|
| 1 | 1215 | MAGGI Maurren Higa | BRA | 25 JUN 1976 | 6.68 +0.3 | 6.79 +0.3 | | 6.79 Q | +0.3 |
| 2 | 2949 | KLUFT Carolina | SWE | 2 FEB 1983 | 6.70 +1.0 | x +0.7 | - | 6.70 q | +1.0 |
| 3 | 3277 | UPSHAW Grace | USA | 25 SEP 1975 | 6.47 -0.2 | 6.68 +0.6 | x +0.8 | 6.68 q | +0.6 |
| 4 | 2824 | UDMURTOVA Oksana | RUS | 1 FEB 1982 | 6.48 +1.3 | x +0.5 | 6.63 +0.5 | 6.63 q | +0.5 |
| 5 | 1288 | CHARLES Tabia | CAN | 6 APR 1985 | 6.33 +1.5 | 6.61 +0.6 | 6.49 +0.9 | 6.61 q | +0.6 |
| 6 | 3184 | JIMOH Funmilayo | USA | 29 MAY 1984 | 6.42 +0.9 | 6.28 +1.1 | 6.61 +0.8 | 6.61 q | +0.8 |
| 7 | 2171 | HAMMOND Chelsea | JAM | 8 FEB 1983 | 6.60 +0.4 | x +0.4 | x -0.3 | 6.60 q | +0.4 |
| 8 | 1932 | DEVETZI Hrysopiya | GRE | 2 OCT 1975 | x +0.6 | 6.57 +0.4 | x +0.5 | 6.57 | +0.4 |
| 9 | 1471 | SAVIGNE Yargelis | CUB | 13 NOV 1984 | x +0.4 | x +0.6 | 6.49 +0.1 | 6.49 | +0.1 |
| 10 | 1534 | SCERBOVA Denisa | CZE | 21 AUG 1986 | 6.40 +0.8 | 6.46 +1.5 | 5.17 -0.1 | 6.46 | +1.5 |
| 11 | 1966 | SYLVESTER Patricia | GRN | 3 FEB 1983 | 6.44 +0.9 | 6.42 +0.1 | 6.38 +0.4 | 6.44 | +0.9 |
| 12 | 3062 | RYBALKO Viktoria | UKR | 26 OCT 1982 | x -0.2 | x +0.7 | 6.43 +0.3 | 6.43 | +0.3 |
| 13 | 3044 | MELIS Karin | TUR | 31 MAY 1983 | x +0.5 | 6.42 -0.4 | x +0.4 | 6.42 | -0.4 |
| 14 | 2876 | KOLARIC Nina | SLO | 12 DEC 1986 | 4.92 +1.4 | 6.19 0.0 | 6.40 +0.6 | 6.40 | +0.6 |
| 15 | 2655 | GOMES Naide | POR | 20 NOV 1979 | x +0.4 | x +1.2 | 6.29 +0.5 | 6.29 | +0.5 |
| 16 | 1195 | SENERGEENKA Volha | BLR | 22 FEB 1984 | 6.25 +0.1 | 6.02 +0.4 | 6.09 -0.6 | 6.25 | +0.1 |
| 17 | 1320 | MOUELE-MBOUSSI Pamela | CGO | 7 MAY 1988 | x -0.4 | 5.94 +0.6 | 6.06 +0.9 | 6.06 | +0.9 NR |
| 18 | 3013 | WATKINS Rhonda | TRI | 9 DEC 1987 | x +1.1 | 5.88 +0.5 | x +0.7 | 5.88 | +0.5 |



NATIONAL STADIUM
国家体育场
STADE NATIONAL

TUE 星期二 MAR
19 AUG 2008
9:40

ATHLETICS
田径 / ATHLÉTISME

WOMEN'S LONG JUMP
女子跳远 / SAUT EN LONGUEUR - FEMMES

QUALIFICATION GROUP A
及格赛 - A组 / QUALIFICATIONS GROUPE A



RESULTS

比赛成绩 / RÉSULTATS

CORRECTED

| Rank | Bib | Name | NOC Code | Date of Birth | 1 | 2 | 3 | Result | Wind |
|------|------|------------------|----------|---------------|--------------|-----------|-----------|-------------|------|
| 19 | 1143 | FLORES Tricia | BIZ | 29 DEC 1979 | 5.25 +1.2 | x | - | 5.25 | +1.2 |
| | 2945 | VELDAKOVA Jana | SVK | 3 JUN 1981 | x +0.3 | x +0.6 | x +0.4 | NM | |
| | 3064 | BLONSKA Lyudmila | UKR | 9 NOV 1977 | | | | DQ | |

Qualification: Qualifying performance 6.75 (Q) or at least 12 best performers (q) advance to the Final

| Starting order | 1 | 2 | 3 | 4 | 5 | 6 | 7 | 8 | 9 | 10 | 11 | 12 | 13 | 14 | 15 | 16 |
|----------------|------|------|------|------|------|------|------|------|------|------|------|------|------|------|------|------|
| | 2876 | 3062 | 1215 | 1320 | 2655 | 3184 | 1288 | 1143 | 1932 | 1534 | 3064 | 2824 | 3277 | 2945 | 3013 | 2171 |

| Starting order | 17 | 18 | 19 | 20 | 21 | | | | | | | | | | | |
|----------------|------|------|------|------|------|--|--|--|--|--|--|--|--|--|--|--|
| | 1471 | 3044 | 1966 | 1195 | 2949 | | | | | | | | | | | |

Weather conditions

Temperature: 25 °C Humidity: 73 % Conditions: Sunny

Note
BLONSKA Lyudmila (UKR) disqualified due to violation of anti-doping rules

Legend:
- Pass DQ Disqualified NM No Mark NR National Record
Q Qualified by standard q Qualified by performance x Failure



RESULTS

比赛成绩 / RÉSULTATS

CORRECTED

| | | | | | |
|-----------------------|--------------|-----------------------------|-----|-----------------|-------------|
| WORLD RECORD | 7.52m | CHISTYAKOVA Galina | URS | Leningrad (URS) | 11 JUN 1988 |
| OLYMPIC RECORD | 7.40m | JOYNER-KERSEE Jackie | USA | Seoul (KOR) | 29 SEP 1988 |

| Rank | Bib | Name | NOC Code | Date of Birth | 1 | 2 | 3 | Result | Wind |
|------|------|----------------------------|----------|---------------|--------------|--------------|--------------|-------------|------|
| 1 | 3220 | REESE Brittney | USA | 9 SEP 1986 | x +1.1 | 6.87 +1.1 | | 6.87 | Q |
| 2 | 2762 | LEBEDEVA Tatyana | RUS | 21 JUL 1976 | 6.65 +0.7 | 6.70 +1.4 | - | 6.70 | q |
| 3 | 1210 | COSTA Keila | BRA | 6 FEB 1983 | x +0.5 | 6.44 +0.4 | 6.62 +0.7 | 6.62 | q |
| 4 | 1849 | JOHNSON Jade | GBR | 7 JUN 1980 | 6.33 0.0 | 6.15 +0.2 | 6.61 +0.7 | 6.61 | q |
| 5 | 2522 | OKAGBARE Blessing | NGR | 9 OCT 1988 | 6.37 +0.2 | 6.49 +0.9 | 6.59 +0.4 | 6.59 | |
| 6 | 2785 | KOTOVA Tatyana | RUS | 11 DEC 1976 | 6.37 +1.0 | 6.57 +1.2 | x +0.9 | 6.57 | |
| 7 | 1597 | MONTANER Concepcion | ESP | 14 JAN 1981 | 6.53 +0.7 | 6.42 +1.1 | 6.43 +0.7 | 6.53 | |
| 8 | 1056 | THOMPSON Bronwyn | AUS | 29 JAN 1978 | x +0.6 | 6.53 +0.3 | x +0.7 | 6.53 | |
| 9 | 1192 | CHARNUSHENKA-STASIUK Iryna | BLR | 9 MAR 1979 | 6.48 +1.1 | x 0.0 | x +0.9 | 6.48 | |
| 10 | 2197 | IKEDA Kumiko | JPN | 10 JAN 1981 | 6.44 +0.8 | 6.47 +0.1 | x +1.2 | 6.47 | |
| 11 | 2718 | TIGAU Viorica | ROU | 12 AUG 1979 | x +0.6 | 6.38 +0.7 | 6.44 +0.2 | 6.44 | |
| 12 | 1305 | ABDULAI Ruky | CAN | 8 AUG 1985 | x +0.6 | 6.41 +0.4 | 6.25 +1.0 | 6.41 | |
| 13 | 1635 | BALTA Ksenija | EST | 1 NOV 1986 | x +0.7 | 6.38 +0.7 | x +0.9 | 6.38 | |
| 14 | 2299 | JUNG Soonok | KOR | 23 APR 1983 | x +0.6 | x +0.9 | 6.33 +0.5 | 6.33 | |
| 15 | 2236 | RYPAKOVA Olga | KAZ | 30 NOV 1984 | x +0.5 | 6.30 +1.5 | 6.04 +0.6 | 6.30 | |
| 16 | 2902 | SPANOVIC Ivana | SRB | 10 MAY 1990 | x +0.2 | x +0.4 | 6.30 +1.8 | 6.30 | |
| 17 | 3120 | STADNYUK Oleksandra | UKR | 16 APR 1980 | x +0.9 | 6.19 0.0 | x +0.8 | 6.19 | 0.0 |
| 18 | 2561 | TORRES Marestella | PHI | 20 FEB 1981 | 4.27 +0.6 | 5.94 -0.1 | 6.17 +0.8 | 6.17 | +0.8 |



NATIONAL STADIUM
国家体育场
STADE NATIONAL

TUE 星期二 MAR
19 AUG 2008
9:40

ATHLETICS
田径 / ATHLÉTISME

WOMEN'S LONG JUMP
女子跳远 / SAUT EN LONGUEUR - FEMMES

QUALIFICATION GROUP B
及格赛 - B组 / QUALIFICATIONS GROUPE B



RESULTS

比赛成绩 / RÉSULTATS

CORRECTED

| Rank | Bib | Name | NOC Code | Date of Birth | 1 | 2 | 3 | Result | Wind |
|------|------|--------------------|----------|---------------|--------------|-----------|-----------|-------------|------|
| 19 | 1138 | KING Arantxa | BER | 27 NOV 1989 | 6.01 -0.3 | x +0.6 | x +1.0 | 6.01 | -0.3 |
| 2019 | | BOBBY GEORGE Anju | IND | 19 APR 1977 | x -0.1 | x +0.1 | x +0.8 | NM | |
| 1090 | | EDWARDS Jacqueline | BAH | 14 APR 1971 | x +0.7 | x +0.5 | x +0.9 | NM | |

Qualification: Qualifying performance 6.75 (Q) or at least 12 best performers (q) advance to the Final

| Starting order | 1 | 2 | 3 | 4 | 5 | 6 | 7 | 8 | 9 | 10 | 11 | 12 | 13 | 14 | 15 | 16 |
|----------------|------|------|------|------|------|------|------|------|------|------|------|------|------|------|------|------|
| | 1305 | 2902 | 1192 | 1138 | 1090 | 2785 | 3220 | 1635 | 1210 | 2762 | 2236 | 1597 | 2522 | 2299 | 2718 | 2561 |

| Starting order | 17 | 18 | 19 | 20 | 21 | | | | | | | | | | | |
|----------------|------|------|------|------|------|--|--|--|--|--|--|--|--|--|--|--|
| | 2197 | 3120 | 2019 | 1849 | 1056 | | | | | | | | | | | |

Weather conditions

Temperature: 25 °C Humidity: 73 % Conditions: Sunny

Note
Athlete 1192 received a warning - rule 144.2d

Warning added

Legend:
- Pass **NM** No Mark **Q** Qualified by standard **q** Qualified by performance
x Failure



NATIONAL STADIUM
国家体育场
STADE NATIONAL

TUE 星期二 MAR
19 AUG 2008

ATHLETICS
田径 / ATHLÉTISME

WOMEN'S LONG JUMP
女子跳远 / SAUT EN LONGUEUR - FEMMES

QUALIFICATION
及格赛 / QUALIFICATIONS



RESULTS SUMMARY

比赛成绩综合 / RÉSUMÉ DES RÉSULTATS

CORRECTED

| | | | | | |
|-----------------------|--------------|-----------------------------|-----|-----------------|-------------|
| WORLD RECORD | 7.52m | CHISTYAKOVA Galina | URS | Leningrad (URS) | 11 JUN 1988 |
| OLYMPIC RECORD | 7.40m | JOYNER-KERSEE Jackie | USA | Seoul (KOR) | 29 SEP 1988 |

| Rank | Bib | Name | NOC Code | Group | Position | Wind | Result | |
|------|------|----------------------------|----------|-------|----------|------|-------------|----|
| 1 | 3220 | REESE Brittney | USA | B | 1 | +1.1 | 6.87 | Q |
| 2 | 1215 | MAGGI Maurren Higa | BRA | A | 1 | +0.3 | 6.79 | Q |
| 3 | 2762 | LEBEDEVA Tatyana | RUS | B | 2 | +1.4 | 6.70 | q |
| 4 | 2949 | KLUFT Carolina | SWE | A | 2 | +1.0 | 6.70 | q |
| 5 | 3277 | UPSHAW Grace | USA | A | 3 | +0.6 | 6.68 | q |
| 6 | 2824 | UDMURTOVA Oksana | RUS | A | 4 | +0.5 | 6.63 | q |
| 7 | 1210 | COSTA Keila | BRA | B | 3 | +0.7 | 6.62 | q |
| 8 | 1288 | CHARLES Tabia | CAN | A | 5 | +0.6 | 6.61 | q |
| 9 | 3184 | JIMOH Funmilayo | USA | A | 6 | +0.8 | 6.61 | q |
| 10 | 1849 | JOHNSON Jade | GBR | B | 4 | +0.7 | 6.61 | q |
| 11 | 2171 | HAMMOND Chelsea | JAM | A | 7 | +0.4 | 6.60 | q |
| 12 | 2522 | OKAGBARE Blessing | NGR | B | 5 | +0.4 | 6.59 | q |
| 13 | 2785 | KOTOVA Tatyana | RUS | B | 6 | +1.2 | 6.57 | |
| 14 | 1932 | DEVETZI Hrysopiya | GRE | A | 8 | +0.4 | 6.57 | |
| 15 | 1597 | MONTANER Concepcion | ESP | B | 7 | +0.7 | 6.53 | |
| 16 | 1056 | THOMPSON Bronwyn | AUS | B | 8 | +0.3 | 6.53 | |
| 17 | 1471 | SAVIGNE Yargelis | CUB | A | 9 | +0.1 | 6.49 | |
| 18 | 1192 | CHARNUSHENKA-STASIUK Iryna | BLR | B | 9 | +1.1 | 6.48 | |
| 19 | 2197 | IKEDA Kumiko | JPN | B | 10 | +0.1 | 6.47 | |
| 20 | 1534 | SCERBOVA Denisa | CZE | A | 10 | +1.5 | 6.46 | |
| 21 | 1966 | SYLVESTER Patricia | GRN | A | 11 | +0.9 | 6.44 | |
| 22 | 2718 | TIGAU Viorica | ROU | B | 11 | +0.2 | 6.44 | |
| 23 | 3062 | RYBALKO Viktoria | UKR | A | 12 | +0.3 | 6.43 | |
| 24 | 3044 | MELIS Karin | TUR | A | 13 | -0.4 | 6.42 | |
| 25 | 1305 | ABDULAI Ruky | CAN | B | 12 | +0.4 | 6.41 | |
| 26 | 2876 | KOLARIC Nina | SLO | A | 14 | +0.6 | 6.40 | |
| 27 | 1635 | BALTA Ksenija | EST | B | 13 | +0.7 | 6.38 | |
| 28 | 2299 | JUNG Soonok | KOR | B | 14 | +0.5 | 6.33 | |
| 29 | 2236 | RYPAKOVA Olga | KAZ | B | 15 | +1.5 | 6.30 | |
| 30 | 2902 | SPANOVIC Ivana | SRB | B | 16 | +1.8 | 6.30 | |
| 31 | 2655 | GOMES Naide | POR | A | 15 | +0.5 | 6.29 | |
| 32 | 1195 | SENRGEENKA Volha | BLR | A | 16 | +0.1 | 6.25 | |
| 33 | 3120 | STADNYUK Oleksandra | UKR | B | 17 | 0.0 | 6.19 | |
| 34 | 2561 | TORRES Marestella | PHI | B | 18 | +0.8 | 6.17 | |
| 35 | 1320 | MOUELE-MBOUSSI Pamela | CGO | A | 17 | +0.9 | 6.06 | NR |
| 36 | 1138 | KING Arantxa | BER | B | 19 | -0.3 | 6.01 | |
| 37 | 3013 | WATKINS Rhonda | TRI | A | 18 | +0.5 | 5.88 | |
| 38 | 1143 | FLORES Tricia | BIZ | A | 19 | +1.2 | 5.25 | |
| | 2019 | BOBBY GEORGE Anju | IND | B | | | NM | |
| | 1090 | EDWARDS Jacqueline | BAH | B | | | NM | |
| | 2945 | VELDAKOVA Jana | SVK | A | | | NM | |
| | 3064 | BLONSKA Lyudmila | UKR | A | | | DQ | |

Qualification: Qualifying performance 6.75 (Q) or at least 12 best performers (q) advance to the Final



NATIONAL STADIUM
国家体育场
STADE NATIONAL

TUE 星期二 MAR
19 AUG 2008

ATHLETICS
田径 / ATHLÉTISME

WOMEN'S LONG JUMP
女子跳远 / SAUT EN LONGUEUR - FEMMES

QUALIFICATION
及格赛 / QUALIFICATIONS



RESULTS SUMMARY

比赛成绩综合 / RÉSUMÉ DES RÉSULTATS

CORRECTED

Note

BLONSKA Lyudmila (UKR) disqualified due to violation of anti-doping rules

Legend:

DQ Disqualified

NM No Mark

NR National Record

Q Qualified by standard

q Qualified by performance



RESULTS
比赛成绩 / RÉSULTATS

| | | | | | |
|-----------------------|--------------|-----------------------------|-----|-----------------|-------------|
| WORLD RECORD | 7.52m | CHISTYAKOVA Galina | URS | Leningrad (URS) | 11 JUN 1988 |
| OLYMPIC RECORD | 7.40m | JOYNER-KERSEE Jackie | USA | Seoul (KOR) | 29 SEP 1988 |

| Rank | Bib | Name | NOC Code | Date of Birth | 1 | 2 | 3 | 4 | 5 | 6 | Result | Wind |
|------|------|--------------------|----------|---------------|--------------|--------------|--------------|--------------|--------------|--------------|-------------|------------|
| 1 | 1215 | MAGGI Maurren Higa | BRA | 25 JUN 1976 | 7.04 +0.2 | x +0.2 | x +0.2 | x +0.6 | 6.73 +0.3 | x | 7.04 | SB +0.2 |
| 2 | 2762 | LEBEDEVA Tatyana | RUS | 21 JUL 1976 | 6.97 +0.5 | x +0.2 | x +0.2 | x +0.2 | x +0.1 | 7.03 +0.4 | 7.03 | SB +0.4 |
| 3 | 2522 | OKAGBARE Blessing | NGR | 9 OCT 1988 | 6.91 +0.1 | 6.62 0.0 | 6.79 +0.7 | 6.70 +0.3 | 6.83 -0.1 | x +0.4 | 6.91 | PB +0.1 |
| 4 | 2171 | HAMMOND Chelsea | JAM | 8 FEB 1983 | 6.79 +0.2 | 6.68 -0.2 | 6.51 -0.3 | x +0.2 | 6.64 0.0 | 6.59 +0.3 | 6.79 | PB +0.2 |
| 5 | 3220 | REESE Brittney | USA | 9 SEP 1986 | 6.65 +0.2 | 6.76 +0.4 | 4.23 +0.4 | x +0.2 | 6.46 +0.2 | 6.67 +0.3 | 6.76 | +0.4 |
| 6 | 2824 | UDMURTOVA Oksana | RUS | 1 FEB 1982 | 6.69 +0.4 | 6.70 +0.6 | 6.67 +0.4 | 6.61 +0.4 | 6.65 +0.2 | 6.49 +0.5 | 6.70 | +0.6 |
| 7 | 1849 | JOHNSON Jade | GBR | 7 JUN 1980 | 6.51 +0.4 | 6.64 +0.7 | 6.40 +0.1 | 6.59 +0.4 | 6.43 +0.6 | x +0.2 | 6.64 | +0.7 |
| 8 | 3277 | UPSHAW Grace | USA | 25 SEP 1975 | 6.58 +0.4 | x +0.5 | 6.52 +0.3 | x +0.2 | x +0.3 | x +0.3 | 6.58 | +0.4 |
| 9 | 2949 | KLUFT Carolina | SWE | 2 FEB 1983 | x +0.3 | 6.49 +0.2 | 6.42 -0.3 | | | | 6.49 | +0.2 |
| 10 | 1288 | CHARLES Tabia | CAN | 6 APR 1985 | 6.16 +0.3 | 6.38 +0.3 | 6.47 +0.5 | | | | 6.47 | +0.5 |
| 11 | 1210 | COSTA Keila | BRA | 6 FEB 1983 | x +0.1 | x +0.5 | 6.43 +0.3 | | | | 6.43 | +0.3 |
| 12 | 3184 | JIMOH Funmilayo | USA | 29 MAY 1984 | 6.24 +0.4 | x +0.7 | 6.29 +0.2 | | | | 6.29 | +0.2 |

| Starting order | 1 | 2 | 3 | 4 | 5 | 6 | 7 | 8 | 9 | 10 | 11 | 12 |
|----------------------|------|------|------|------|------|------|------|------|------|------|------|------|
| Initial | 3220 | 1288 | 3184 | 1210 | 2762 | 2824 | 3277 | 1849 | 1215 | 2949 | 2171 | 2522 |
| 4th and 5th attempts | 3277 | 1849 | 2824 | 3220 | 2171 | 2522 | 2762 | 1215 | | | | |
| 6th attempt | 3277 | 1849 | 2824 | 3220 | 2171 | 2522 | 2762 | 1215 | | | | |

Weather conditions

Temperature: 29 °C Humidity: 60 % Conditions: Partly cloudy

| | | | |
|----------------|-------------------------|-----------------------|------------------|
| Legend: | PB Personal Best | SB Season Best | x Failure |
|----------------|-------------------------|-----------------------|------------------|



OFFICIAL COMMUNICATION

官方通告 / COMMUNICATION OFFICIELLE

Item: 3

**Final
Women's Long Jump**

Due to the decision of the IOC to remove the Ukraine athlete Lyudmila Blonska from the Olympic Games, the 13th placed athlete in the Women's Long Jump Qualification Blessing OKAGBARA from Nigeria is advanced to the final.

Issued by: Bill Bailey - IAAF Technical Delegate
Time: 20:45
Date: 20 AUG 2008

This decision affects:

RESULTS
SCHEDULE
OTHER

| |
|-------------------------------------|
| <input checked="" type="checkbox"/> |
| <input type="checkbox"/> |
| <input type="checkbox"/> |

Note: Blessing OKAGBARA from Nigeria is advanced to the final



OFFICIAL COMMUNICATION

官方通告 / COMMUNICATION OFFICIELLE

Item: 4

**Final
Women's Long Jump**

Pending a decision of the IOC, the original Start List for the Women's Long Jump Final has been reinstated.

Issued by: Bill Bailey - IAAF Technical Delegate
Time: 21:40
Date: 20 AUG 2008

This decision affects:

RESULTS
SCHEDULE
OTHER

Note: The original Start List for the Women's Long Jump Final has been reinstated



OFFICIAL COMMUNICATION

官方通告 / COMMUNICATION OFFICIELLE

Item: 7

Final
Women's Long Jump

According to the decision of the IOC, Lyudmila BLONSKA (UKR) has been removed from the Start List for the Women's Long Jump Final on Friday 22 August 2008. The athlete Blessing OKAGBARE (NGR) is now advanced to the Final.

A Revised Start List will be issued.

Issued by: Bill Bailey - IAAF Technical Delegate
Time: 18:10
Date: 21 AUG 2008

This decision affects:

RESULTS
SCHEDULE
OTHER

Note: Blessing OKAGBARA from Nigeria is advanced to the final



RESULTS
比赛成绩 / RÉSULTATS

| | | | | | |
|-----------------------|---------------|-----------------------|------------|-------------------|-------------|
| WORLD RECORD | 15.50m | KRAVETS Inessa | UKR | Gothenburg (SWE) | 10 AUG 1995 |
| OLYMPIC RECORD | 15.33m | KRAVETS Inessa | UKR | Atlanta, GA (USA) | 31 JUL 1996 |

| Rank | Bib | Name | NOC Code | Date of Birth | 1 | 2 | 3 | Result | Wind |
|------|------|---------------------------|----------|---------------|---------------|---------------|---------------|--------------|-------------|
| 1 | 1471 | SAVIGNE Yargelis | CUB | 13 NOV 1984 | 14.37 +0.3 | 14.99 -0.3 | | 14.99 | Q -0.3 |
| 2 | 2808 | GUROVA Victoria | RUS | 22 MAY 1982 | 14.44 -0.8 | 14.78 +0.3 | | 14.78 | Q +0.3 |
| 3 | 2236 | RYPAKOVA Olga | KAZ | 30 NOV 1984 | 14.64 0.0 | | | 14.64 | Q SB 0.0 |
| 4 | 2758 | PYATYKH Anna | RUS | 4 APR 1981 | x +0.1 | 14.45 0.0 | | 14.45 | Q 0.0 |
| 5 | 2885 | SESTAK Marija | SLO | 17 APR 1979 | x -0.3 | 14.44 -0.5 | x +0.1 | 14.44 | q -0.5 |
| 6 | 2904 | TOPIC Biljana | SRB | 17 OCT 1977 | x -0.6 | 14.11 -0.3 | 14.14 -0.2 | 14.14 | -0.2 |
| 7 | 1757 | NZOLA MESO BA Teresa | FRA | 30 NOV 1983 | 14.11 0.0 | 14.11 +0.2 | 13.98 -0.2 | 14.11 | 0.0 |
| 8 | 1466 | GAY Mabel | CUB | 5 MAY 1983 | x 0.0 | x -0.5 | 14.09 +0.4 | 14.09 | +0.4 |
| 9 | 1624 | CASTREJANA Carlota | ESP | 25 APR 1973 | 14.02 +0.3 | x -0.1 | x -0.1 | 14.02 | +0.3 |
| 10 | 3114 | MAMIEIEVA Svitlana | UKR | 19 APR 1982 | 13.73 -0.3 | 13.89 -0.6 | 14.01 +0.2 | 14.01 | +0.2 |
| 11 | 2117 | MARTINEZ Magdelin | ITA | 10 FEB 1976 | x +0.9 | 14.00 -0.1 | 13.77 +0.2 | 14.00 | -0.1 |
| 12 | 2949 | KLUFT Carolina | SWE | 2 FEB 1983 | 13.60 +0.6 | x -0.1 | 13.97 +0.2 | 13.97 | +0.2 |
| 13 | 1277 | DODOVA Gita | BUL | 2 MAY 1982 | x +0.4 | 13.47 -0.8 | 13.53 +1.7 | 13.53 | +1.7 |
| 14 | 3203 | McLAIN Erica Ashley | USA | 24 JAN 1986 | x -0.2 | 13.52 -0.6 | - | 13.52 | -0.6 |
| 15 | 2241 | PARFYONOVA Yelena | KAZ | 26 JAN 1974 | 13.46 +0.5 | x +0.9 | 13.38 -0.8 | 13.46 | +0.5 |
| 16 | 2511 | OHADUGHA Chinonyelum Pius | NGR | 24 MAR 1986 | 12.92 -0.6 | 12.86 -0.7 | 13.29 +0.1 | 13.29 | +0.1 |
| 17 | 1183 | PRYIEMKA Kseniya | BLR | 23 APR 1986 | 13.08 -0.3 | 12.79 0.0 | x +0.3 | 13.08 | -0.3 |
| | 1933 | PERRA Athanasia | GRE | 2 FEB 1983 | x +0.3 | x -0.4 | x +0.5 | NM | |

Qualification: Qualifying performance 14.45 (Q) or at least 12 best performers (q) advance to the Final



NATIONAL STADIUM
 国家体育场
 STADE NATIONAL

FRI 星期五 VEN
 15 AUG 2008
 21:40

ATHLETICS
 田径 / ATHLÉTISME

WOMEN'S TRIPLE JUMP
 女子三级跳远 / TRIPLE SAUT - FEMMES

QUALIFICATION GROUP A
 及格赛 - A组 / QUALIFICATIONS GROUPE A



RESULTS
 比赛成绩 / RÉSULTATS

| | | | | | | | | | | | | | | | | |
|----------------|------|------|------|------|------|------|------|------|------|------|------|------|------|------|------|------|
| Starting order | 1 | 2 | 3 | 4 | 5 | 6 | 7 | 8 | 9 | 10 | 11 | 12 | 13 | 14 | 15 | 16 |
| | 2808 | 1466 | 2241 | 1757 | 2885 | 2511 | 1471 | 1183 | 2236 | 2904 | 3114 | 1277 | 2117 | 2949 | 2758 | 1933 |
| Starting order | 17 | 18 | | | | | | | | | | | | | | |
| | 3203 | 1624 | | | | | | | | | | | | | | |

Weather conditions

Temperature: 26 °C Humidity: 53 % Conditions: Partly cloudy

| | | | | | | | | |
|----------------|----|-------------|----|---------|---|-----------------------|---|--------------------------|
| Legend: | - | Pass | NM | No Mark | Q | Qualified by standard | q | Qualified by performance |
| | SB | Season Best | x | Failure | | | | |





RESULTS

比赛成绩 / RÉSULTATS

| | | | | | |
|-----------------------|---------------|-----------------------|------------|-------------------|-------------|
| WORLD RECORD | 15.50m | KRAVETS Inessa | UKR | Gothenburg (SWE) | 10 AUG 1995 |
| OLYMPIC RECORD | 15.33m | KRAVETS Inessa | UKR | Atlanta, GA (USA) | 31 JUL 1996 |

| Rank | Bib | Name | NOC Code | Date of Birth | 1 | 2 | 3 | Result | Wind |
|------|------|------------------------|----------|---------------|---------------|--------------|--------------|----------------------|------|
| 1 | 1932 | DEVETZI Hrysopiyl | GRE | 2 OCT 1975 | 14.92 +0.1 | | | 14.92 +0.1 | Q |
| 2 | 2762 | LEBEDEVA Tatyana | RUS | 21 JUL 1976 | 14.55 0.0 | | | 14.55 0.0 | Q |
| 3 | 1408 | MBANGO ETONE Francoise | CMR | 14 APR 1976 | 14.50 0.0 | | | 14.50 0.0 | Q |
| 4 | 3070 | SALADUKHA Olga | UKR | 4 JUN 1983 | 14.46 -0.3 | | | 14.46 -0.3 | Q |
| 5 | 1335 | XIE Limei | CHN | 27 JUN 1986 | 13.38 0.0 | 14.27 0.0 | 14.01 0.0 | 14.27 0.0 | q |
| 6 | 1641 | LEIBAK Kaire | EST | 21 MAY 1988 | 14.19 0.0 | 14.07 0.0 | x 0.0 | 14.19 0.0 | q |
| 7 | 2172 | SMITH Tricia-Kaye | JAM | 5 NOV 1975 | 14.18 +0.3 | x 0.0 | x 0.0 | 14.18 +0.3 | q SB |
| 8 | 2703 | GAVRILA Adelina | ROU | 26 NOV 1978 | 13.98 0.0 | 13.71 0.0 | 13.55 0.0 | 13.98 0.0 | |
| 9 | 1477 | MARTINEZ Yarianna | CUB | 20 SEP 1984 | 13.76 0.0 | 13.96 0.0 | 13.83 0.0 | 13.96 0.0 | |
| 10 | 1013 | RAHOULI Baya | ALG | 27 JUL 1979 | 13.80 +0.6 | 13.57 0.0 | 13.87 0.0 | 13.87 0.0 | |
| 11 | 1240 | de OLIVEIRA Gisele | BRA | 1 AUG 1980 | x +0.2 | 13.81 0.0 | x 0.0 | 13.81 0.0 | |
| 12 | 3128 | KULYK Liliya | UKR | 27 JAN 1987 | 13.53 -0.5 | 13.66 0.0 | 13.39 0.0 | 13.66 0.0 | |
| 13 | 3199 | MARKS Shani | USA | 24 AUG 1980 | 13.20 0.0 | 13.44 0.0 | x 0.0 | 13.44 0.0 | |
| 14 | 3295 | JURAVLEVA Anastasiya | UZB | 9 OCT 1981 | 13.36 +0.1 | x 0.0 | x 0.0 | 13.36 +0.1 | |
| 15 | 2242 | LITVINENKO Irina | KAZ | 8 JAN 1987 | x 0.0 | 12.92 0.0 | 12.91 0.0 | 12.92 0.0 | |
| | 2916 | ALDAMA Yamile | SUD | 14 JUN 1972 | x -0.8 | x 0.0 | x 0.0 | NM | |
| | 1532 | SESTAKOVA Martina | CZE | 12 OCT 1978 | x 0.0 | x 0.0 | x 0.0 | NM | |
| | 2944 | VELDAKOVA Dana | SVK | 3 JUN 1981 | x 0.0 | x 0.0 | x 0.0 | NM | |

Qualification: Qualifying performance 14.45 (Q) or at least 12 best performers (q) advance to the Final



NATIONAL STADIUM
 国家体育场
 STADE NATIONAL

FRI 星期五 VEN
 15 AUG 2008
 21:40

ATHLETICS
 田径 / ATHLÉTISME

WOMEN'S TRIPLE JUMP
 女子三级跳远 / TRIPLE SAUT - FEMMES

QUALIFICATION GROUP B
 及格赛 - B组 / QUALIFICATIONS GROUPE B



RESULTS
 比赛成绩 / RÉSULTATS

| | | | | | | | | | | | | | | | | |
|----------------|------|------|------|------|------|------|------|------|------|------|------|------|------|------|------|------|
| Starting order | 1 | 2 | 3 | 4 | 5 | 6 | 7 | 8 | 9 | 10 | 11 | 12 | 13 | 14 | 15 | 16 |
| | 2916 | 1013 | 2172 | 1932 | 3128 | 3070 | 1240 | 3295 | 2944 | 1335 | 1532 | 2242 | 1408 | 2762 | 1477 | 2703 |

| | | | | | | | | | | | | | | | | |
|----------------|------|------|--|--|--|--|--|--|--|--|--|--|--|--|--|--|
| Starting order | 17 | 18 | | | | | | | | | | | | | | |
| | 3199 | 1641 | | | | | | | | | | | | | | |

Weather conditions

Temperature: 26 °C Humidity: 53 % Conditions: Partly cloudy

| | | | | | | |
|-------------------|--------------------------------|-----------------------------------|-----------------------|--|--|--|
| Legend: | | | | | | |
| NM No Mark | Q Qualified by standard | q Qualified by performance | SB Season Best | | | |
| x Failure | | | | | | |





NATIONAL STADIUM
国家体育场
STADE NATIONAL

FRI 星期五 VEN
15 AUG 2008

ATHLETICS
田径 / ATHLÉTISME

WOMEN'S TRIPLE JUMP
女子三级跳远 / TRIPLE SAUT - FEMMES

QUALIFICATION
及格赛 / QUALIFICATIONS



RESULTS SUMMARY

比赛成绩综合 / RÉSUMÉ DES RÉSULTATS

| | | | | | |
|-----------------------|---------------|-----------------------|-----|-------------------|-------------|
| WORLD RECORD | 15.50m | KRAVETS Inessa | UKR | Gothenburg (SWE) | 10 AUG 1995 |
| OLYMPIC RECORD | 15.33m | KRAVETS Inessa | UKR | Atlanta, GA (USA) | 31 JUL 1996 |

| Rank | Bib | Name | NOC Code | Group | Position | Wind | Result | |
|------|------|---------------------------|----------|-------|----------|------|--------|------|
| 1 | 1471 | SAVIGNE Yargelis | CUB | A | 1 | -0.3 | 14.99 | Q |
| 2 | 1932 | DEVETZI Hrysoپیi | GRE | B | 1 | +0.1 | 14.92 | Q |
| 3 | 2808 | GUROVA Victoria | RUS | A | 2 | +0.3 | 14.78 | Q |
| 4 | 2236 | RYPAKOVA Olga | KAZ | A | 3 | 0.0 | 14.64 | Q SB |
| 5 | 2762 | LEBEDEVA Tatyana | RUS | B | 2 | 0.0 | 14.55 | Q |
| 6 | 1408 | MBANGO ETONE Françoise | CMR | B | 3 | 0.0 | 14.50 | Q |
| 7 | 3070 | SALADUKHA Olga | UKR | B | 4 | -0.3 | 14.46 | Q |
| 8 | 2758 | PYATYKH Anna | RUS | A | 4 | 0.0 | 14.45 | Q |
| 9 | 2885 | SESTAK Marija | SLO | A | 5 | -0.5 | 14.44 | q |
| 10 | 1335 | XIE Limei | CHN | B | 5 | 0.0 | 14.27 | q |
| 11 | 1641 | LEIBAK Kaire | EST | B | 6 | 0.0 | 14.19 | q |
| 12 | 2172 | SMITH Tricia-Kaye | JAM | B | 7 | +0.3 | 14.18 | q SB |
| 13 | 2904 | TOPIC Biljana | SRB | A | 6 | -0.2 | 14.14 | |
| 14 | 1757 | NZOLA MESO BA Teresa | FRA | A | 7 | 0.0 | 14.11 | |
| 15 | 1466 | GAY Mabel | CUB | A | 8 | +0.4 | 14.09 | |
| 16 | 1624 | CASTREJANA Carlota | ESP | A | 9 | +0.3 | 14.02 | |
| 17 | 3114 | MAMIEIEVA Svitlana | UKR | A | 10 | +0.2 | 14.01 | |
| 18 | 2117 | MARTINEZ Magdalin | ITA | A | 11 | -0.1 | 14.00 | |
| 19 | 2703 | GAVRILA Adelina | ROU | B | 8 | 0.0 | 13.98 | |
| 20 | 2949 | KLUFT Carolina | SWE | A | 12 | +0.2 | 13.97 | |
| 21 | 1477 | MARTINEZ Yarianna | CUB | B | 9 | 0.0 | 13.96 | |
| 22 | 1013 | RAHOULI Baya | ALG | B | 10 | 0.0 | 13.87 | |
| 23 | 1240 | de OLIVEIRA Gisele | BRA | B | 11 | 0.0 | 13.81 | |
| 24 | 3128 | KULYK Liliya | UKR | B | 12 | 0.0 | 13.66 | |
| 25 | 1277 | DODOVA Gita | BUL | A | 13 | +1.7 | 13.53 | |
| 26 | 3203 | McLAIN Erica Ashley | USA | A | 14 | -0.6 | 13.52 | |
| 27 | 2241 | PARFYONOVA Yelena | KAZ | A | 15 | +0.5 | 13.46 | |
| 28 | 3199 | MARKS Shani | USA | B | 13 | 0.0 | 13.44 | |
| 29 | 3295 | JURAVLEVA Anastasiya | UZB | B | 14 | +0.1 | 13.36 | |
| 30 | 2511 | OHADUGHA Chinonyelum Pius | NGR | A | 16 | +0.1 | 13.29 | |
| 31 | 1183 | PRYIEMKA Kseniya | BLR | A | 17 | -0.3 | 13.08 | |
| 32 | 2242 | LITVINENKO Irina | KAZ | B | 15 | 0.0 | 12.92 | |
| | 2916 | ALDAMA Yamile | SUD | B | | | NM | |
| | 1933 | PERRA Athanasia | GRE | A | | | NM | |
| | 1532 | SESTAKOVA Martina | CZE | B | | | NM | |
| | 2944 | VELDAKOVA Dana | SVK | B | | | NM | |

Qualification: Qualifying performance 14.45 (Q) or at least 12 best performers (q) advance to the Final

| | | | | | | |
|----------------|---------|---|-----------------------|---|--------------------------|----------------|
| Legend: | | | | | | |
| NM | No Mark | Q | Qualified by standard | q | Qualified by performance | SB Season Best |



RESULTS
比赛成绩 / RÉSULTATS

| | | | | | |
|-----------------------|---------------|-----------------------|------------|-------------------|-------------|
| WORLD RECORD | 15.50m | KRAVETS Inessa | UKR | Gothenburg (SWE) | 10 AUG 1995 |
| OLYMPIC RECORD | 15.33m | KRAVETS Inessa | UKR | Atlanta, GA (USA) | 31 JUL 1996 |

| Rank | Bib | Name | NOC Code | Date of Birth | 1 | 2 | 3 | 4 | 5 | 6 | Result | Wind |
|------|------|------------------------|----------|---------------|---------------|---------------|---------------|---------------|---------------|---------------|--------------|---------------|
| 1 | 1408 | MBANGO ETONE Francoise | CMR | 14 APR 1976 | 15.19 +1.3 | 15.39 +0.5 | x +0.7 | 14.82 +0.1 | x -0.1 | 14.88 +0.1 | 15.39 | OR,AR +0.5 |
| 2 | 2762 | LEBEDEVA Tatyana | RUS | 21 JUL 1976 | 15.00 +1.2 | 15.17 +1.0 | 15.32 +0.5 | 14.40 0.0 | x +0.3 | x +0.7 | 15.32 | SB +0.5 |
| 3 | 1932 | DEVETZI Hrysopiya | GRE | 2 OCT 1975 | 14.96 +0.8 | 15.23 +1.6 | x +1.1 | x +0.6 | x +0.3 | x +0.5 | 15.23 | SB +1.6 |
| 4 | 2236 | RYPAKOVA Olga | KAZ | 30 NOV 1984 | x +0.1 | 14.83 +0.6 | 14.93 +0.5 | 15.03 +0.6 | 15.11 +0.3 | x +0.2 | 15.11 | AR +0.3 |
| 5 | 1471 | SAVIGNE Yargelis | CUB | 13 NOV 1984 | x +0.9 | 14.87 +0.5 | 14.77 +0.1 | 15.05 +0.1 | x +0.6 | 14.91 +0.8 | 15.05 | +0.1 |
| 6 | 2885 | SESTAK Marija | SLO | 17 APR 1979 | 15.03 +1.1 | 14.65 +0.6 | x 0.0 | 14.46 +0.9 | 14.47 +0.1 | 14.75 +0.9 | 15.03 | NR +1.1 |
| 7 | 2808 | GUROVA Victoria | RUS | 22 MAY 1982 | 14.38 +0.6 | 14.04 +0.6 | 14.77 +1.1 | x +0.5 | 14.65 +0.1 | x +0.5 | 14.77 | +1.1 |
| 8 | 2758 | PYATYKH Anna | RUS | 4 APR 1981 | 14.67 +0.3 | 14.73 -0.2 | 14.57 +0.6 | x +0.8 | 14.67 +0.3 | 14.28 +0.3 | 14.73 | -0.2 |
| 9 | 3070 | SALADUKHA Olga | UKR | 4 JUN 1983 | 12.78 +0.6 | 14.70 +1.2 | 11.29 +0.7 | | | | 14.70 | +1.2 |
| 10 | 1641 | LEIBAK Kaire | EST | 21 MAY 1988 | 12.19 +0.6 | 14.13 +0.8 | x +0.2 | | | | 14.13 | +0.8 |
| 11 | 2172 | SMITH Tricia-Kaye | JAM | 5 NOV 1975 | 14.12 +0.5 | 13.75 +0.4 | x +0.4 | | | | 14.12 | +0.5 |
| 12 | 1335 | XIE Limei | CHN | 27 JUN 1986 | 14.09 +0.8 | 13.94 +0.7 | 13.67 +0.3 | | | | 14.09 | +0.8 |

| Starting order | 1 | 2 | 3 | 4 | 5 | 6 | 7 | 8 | 9 | 10 | 11 | 12 |
|----------------------|------|------|------|------|------|------|------|------|------|------|------|------|
| Initial | 2172 | 1471 | 2885 | 1641 | 3070 | 2808 | 1932 | 2762 | 1408 | 1335 | 2758 | 2236 |
| 4th and 5th attempts | 2758 | 2808 | 1471 | 2236 | 2885 | 1932 | 2762 | 1408 | | | | |
| 6th attempt | 2758 | 2808 | 2885 | 1471 | 2236 | 1932 | 2762 | 1408 | | | | |

Weather conditions

Temperature: 23 °C Humidity: 79 % Conditions: Cloudy

| | | | | | | | | | | | | |
|----------------|-------------|----|-----------------|----|----------------|----|-------------|--|--|--|--|--|
| Legend: | | | | | | | | | | | | |
| AR | Area Record | NR | National Record | OR | Olympic Record | SB | Season Best | | | | | |
| x | Failure | | | | | | | | | | | |



RESULTS

比赛成绩 / RÉSULTATS

| | | | | | |
|-----------------------|---------------|---------------------------|-----|--------------|-------------|
| WORLD RECORD | 22.63m | LISOVSKAYA Natalya | URS | Moscow (URS) | 7 JUN 1987 |
| OLYMPIC RECORD | 22.41m | SLUPIANEK Ilona | GDR | Moscow (URS) | 24 JUL 1980 |

| Rank | Bib | Name | NOC Code | Date of Birth | 1 | 2 | 3 | Result |
|------|------|---------------------------------|----------|---------------|-------|-------|-------|-------------------|
| 1 | 2545 | VILI Valerie | NZL | 6 OCT 1984 | 19.73 | | | 19.73 Q |
| 2 | 1341 | LI Meiju | CHN | 3 OCT 1979 | 19.18 | | | 19.18 Q PB |
| 3 | 1176 | MIKHNEVICH Natallia | BLR | 25 MAY 1982 | 19.11 | | | 19.11 Q |
| 4 | 1901 | SCHWANITZ Christina | GER | 24 DEC 1985 | x | 17.97 | 19.09 | 19.09 Q |
| 5 | 1467 | GONZALEZ Misleydis | CUB | 19 JUN 1978 | 18.42 | 18.91 | | 18.91 Q |
| 6 | 2080 | ROSA Chiara | ITA | 28 JAN 1983 | 18.74 | | | 18.74 Q SB |
| 7 | 3144 | CAMARENA Jillian | USA | 2 MAR 1982 | 18.15 | 18.32 | 18.51 | 18.51 Q SB |
| 8 | 1456 | VARGAS Mailin | CUB | 24 MAR 1983 | 18.47 | | | 18.47 Q |
| 9 | 2819 | IVANOVA Olga | RUS | 6 APR 1979 | 17.69 | 18.27 | 18.46 | 18.46 Q |
| 10 | 1906 | HINRICHS Denise | GER | 7 JUN 1987 | 18.36 | 18.27 | x | 18.36 |
| 11 | 1169 | PRAVALINSKAY-KAROLCHYK Yanina | BLR | 26 DEC 1976 | 17.44 | 17.77 | 17.79 | 17.79 |
| 12 | 2715 | HELTNE Anca Margareta | ROU | 1 JAN 1978 | 17.48 | x | 17.40 | 17.48 |
| 13 | 1324 | DUCO Natalia | CHI | 31 JAN 1989 | 17.24 | x | 17.40 | 17.40 |
| 14 | 3181 | HEASTON Kristin | USA | 23 NOV 1975 | x | 17.34 | 17.34 | 17.34 |
| 15 | 1947 | TERZOGLOU Eirini Chrysovalantou | GRE | 2 FEB 1979 | 16.08 | 16.14 | 16.50 | 16.50 |
| 16 | 2234 | ULYEVA Iolanta | KAZ | 27 AUG 1976 | 15.49 | x | 15.06 | 15.49 |
| 17 | 2309 | LEE Miyoung | KOR | 19 AUG 1979 | 14.76 | x | 15.10 | 15.10 |
| | 1602 | QUINTANAL Irache | ESP | 18 SEP 1978 | x | x | x | NM |

Qualification: Qualifying performance 18.45 (Q) or at least 12 best performers (q) advance to the Final

| | | | | | | | | | | | | | | | | |
|----------------|------|------|------|------|------|------|------|------|------|------|------|------|------|------|------|------|
| Starting order | 1 | 2 | 3 | 4 | 5 | 6 | 7 | 8 | 9 | 10 | 11 | 12 | 13 | 14 | 15 | 16 |
| | 1906 | 1341 | 2309 | 1176 | 3181 | 2234 | 1947 | 1467 | 1324 | 2080 | 1169 | 2715 | 3144 | 1901 | 2545 | 2819 |
| Starting order | 17 | 18 | | | | | | | | | | | | | | |
| | 1602 | 1456 | | | | | | | | | | | | | | |

Weather conditions

Temperature: 25 °C Humidity: 55 % Conditions: Sunny

| | | | | | | | | | | | | | | | | |
|-------------------|--|-------------------------|--|--------------------------------|--|-----------------------|--|--|--|--|--|--|--|--|--|--|
| Legend: | | | | | | | | | | | | | | | | |
| NM No Mark | | PB Personal Best | | Q Qualified by standard | | SB Season Best | | | | | | | | | | |
| x Failure | | | | | | | | | | | | | | | | |



NATIONAL STADIUM
国家体育场
STADE NATIONAL

SAT 星期六 SAM
16 AUG 2008
9:10

ATHLETICS
田径 / ATHLÉTISME

WOMEN'S SHOT PUT
女子铅球 / LANCER DE POIDS - FEMMES

QUALIFICATION GROUP B
及格赛 - B组 / QUALIFICATIONS GROUPE B



RESULTS

比赛成绩 / RÉSULTATS

| | | | | | |
|-----------------------|---------------|---------------------------|-----|--------------|-------------|
| WORLD RECORD | 22.63m | LISOVSKAYA Natalya | URS | Moscow (URS) | 7 JUN 1987 |
| OLYMPIC RECORD | 22.41m | SLUPIANEK Ilona | GDR | Moscow (URS) | 24 JUL 1980 |

| Rank | Bib | Name | NOC Code | Date of Birth | 1 | 2 | 3 | Result |
|------|------|-----------------------------|----------|---------------|-------|-------|-------|-------------------|
| 1 | 1340 | GONG Lijiao | CHN | 24 JAN 1989 | 19.46 | | | 19.46 Q PB |
| 2 | 1168 | OSTAPCHUK Nadzeya | BLR | 28 OCT 1980 | 19.08 | | | 19.08 Q |
| 3 | 2838 | OMAROVA Anna | RUS | 3 OCT 1981 | 18.26 | x | 18.74 | 18.74 Q |
| 4 | 1347 | LI Ling | CHN | 7 FEB 1985 | 18.60 | | | 18.60 Q |
| 5 | 1907 | KLEINERT Nadine | GER | 20 OCT 1975 | 18.52 | | | 18.52 Q |
| 6 | 3273 | CARTER Michelle | USA | 12 OCT 1985 | 18.49 | | | 18.49 Q |
| 7 | 3009 | BOREL-BROWN Cleopatra | TRI | 10 MAR 1979 | 17.96 | 17.32 | 17.57 | 17.96 |
| 8 | 2076 | LEGNANTE Assunta | ITA | 14 MAY 1978 | 16.93 | 17.76 | x | 17.76 |
| 9 | 1473 | CUMBA Yumileidi | CUB | 11 FEB 1975 | x | 17.60 | x | 17.60 |
| 10 | 2517 | CHUKWUEMEKA Vivian | NGR | 4 MAR 1975 | 17.15 | 17.05 | x | 17.15 |
| 11 | 2841 | KHUDOROSHKINA Irina | RUS | 13 OCT 1968 | 16.46 | 16.84 | 16.78 | 16.84 |
| 12 | 2977 | POUHILA Ana | TGA | 18 OCT 1979 | 16.21 | 16.42 | 16.35 | 16.42 |
| 13 | 3002 | LIN Chia-Ying | TPE | 5 NOV 1982 | 16.24 | x | 16.32 | 16.32 |
| 14 | 2866 | ZHANG Guirong | SIN | 5 FEB 1978 | x | 16.23 | 16.08 | 16.23 |
| 15 | 1855 | KEVKHISHVILI-M. Mariami | GEO | 17 SEP 1985 | x | 15.99 | x | 15.99 |
| 16 | 2143 | NORTHOVER Zara | JAM | 6 MAR 1984 | 15.73 | 15.85 | 15.64 | 15.85 |
| | 2577 | DANILCZYK-ZABAWSKA Krystyna | POL | 14 JAN 1968 | x | x | x | NM |

Qualification: Qualifying performance 18.45 (Q) or at least 12 best performers (q) advance to the Final

| | | | | | | | | | | | | | | | | |
|----------------|------|------|------|------|------|------|------|------|------|------|------|------|------|------|------|------|
| Starting order | 1 | 2 | 3 | 4 | 5 | 6 | 7 | 8 | 9 | 10 | 11 | 12 | 13 | 14 | 15 | 16 |
| | 1347 | 2841 | 3009 | 1855 | 2577 | 1340 | 2076 | 2517 | 2838 | 2977 | 3002 | 2866 | 1907 | 1473 | 3273 | 1168 |
| Starting order | 17 | | | | | | | | | | | | | | | |
| | 2143 | | | | | | | | | | | | | | | |

Weather conditions

Temperature: 25 °C Humidity: 55 % Conditions: Sunny

| | | | | | | | | | | | | | | | | |
|----------------|---------|-----------|---------------|----------|-----------------------|----------|---------|--|--|--|--|--|--|--|--|--|
| Legend: | | | | | | | | | | | | | | | | |
| NM | No Mark | PB | Personal Best | Q | Qualified by standard | x | Failure | | | | | | | | | |



NATIONAL STADIUM
国家体育场
STADE NATIONAL

SAT 星期六 SAM
16 AUG 2008

ATHLETICS
田径 / ATHLÉTISME

WOMEN'S SHOT PUT
女子铅球 / LANCER DE POIDS - FEMMES

QUALIFICATION
及格赛 / QUALIFICATIONS



RESULTS SUMMARY

比赛成绩综合 / RÉSUMÉ DES RÉSULTATS

| | | | | | |
|-----------------------|---------------|---------------------------|-----|--------------|-------------|
| WORLD RECORD | 22.63m | LISOVSKAYA Natalya | URS | Moscow (URS) | 7 JUN 1987 |
| OLYMPIC RECORD | 22.41m | SLUPIANEK Ilona | GDR | Moscow (URS) | 24 JUL 1980 |

| Rank | Bib | Name | NOC Code | Group | Position | Result |
|------|------|---------------------------------|----------|-------|----------|------------|
| 1 | 2545 | VILI Valerie | NZL | A | 1 | 19.73 Q |
| 2 | 1340 | GONG Lijiao | CHN | B | 1 | 19.46 Q PB |
| 3 | 1341 | LI Meiju | CHN | A | 2 | 19.18 Q PB |
| 4 | 1176 | MIKHNEVICH Natallia | BLR | A | 3 | 19.11 Q |
| 5 | 1901 | SCHWANITZ Christina | GER | A | 4 | 19.09 Q |
| 6 | 1168 | OSTAPCHUK Nadzeya | BLR | B | 2 | 19.08 Q |
| 7 | 1467 | GONZALEZ Misleydis | CUB | A | 5 | 18.91 Q |
| 8 | 2838 | OMAROVA Anna | RUS | B | 3 | 18.74 Q |
| 9 | 2080 | ROSA Chiara | ITA | A | 6 | 18.74 Q SB |
| 10 | 1347 | LI Ling | CHN | B | 4 | 18.60 Q |
| 11 | 1907 | KLEINERT Nadine | GER | B | 5 | 18.52 Q |
| 12 | 3144 | CAMARENA Jillian | USA | A | 7 | 18.51 Q SB |
| 13 | 3273 | CARTER Michelle | USA | B | 6 | 18.49 Q |
| 14 | 1456 | VARGAS Mailin | CUB | A | 8 | 18.47 Q |
| 15 | 2819 | IVANOVA Olga | RUS | A | 9 | 18.46 Q |
| 16 | 1906 | HINRICHS Denise | GER | A | 10 | 18.36 |
| 17 | 3009 | BOREL-BROWN Cleopatra | TRI | B | 7 | 17.96 |
| 18 | 1169 | PRAVALINSKAY-KAROLCHYK Yanina | BLR | A | 11 | 17.79 |
| 19 | 2076 | LEGNANTE Assunta | ITA | B | 8 | 17.76 |
| 20 | 1473 | CUMBA Yumileidi | CUB | B | 9 | 17.60 |
| 21 | 2715 | HELTNE Anca Margareta | ROU | A | 12 | 17.48 |
| 22 | 1324 | DUCO Natalia | CHI | A | 13 | 17.40 |
| 23 | 3181 | HEASTON Kristin | USA | A | 14 | 17.34 |
| 24 | 2517 | CHUKWUEMEKA Vivian | NGR | B | 10 | 17.15 |
| 25 | 2841 | KHUDOROSHKINA Irina | RUS | B | 11 | 16.84 |
| 26 | 1947 | TERZOGLOU Eirini Chrysovalantou | GRE | A | 15 | 16.50 |
| 27 | 2977 | POUHILA Ana | TGA | B | 12 | 16.42 |
| 28 | 3002 | LIN Chia-Ying | TPE | B | 13 | 16.32 |
| 29 | 2866 | ZHANG Guirong | SIN | B | 14 | 16.23 |
| 30 | 1855 | KEVKHISHVILI-M. Mariami | GEO | B | 15 | 15.99 |
| 31 | 2143 | NORTHOVER Zara | JAM | B | 16 | 15.85 |
| 32 | 2234 | ULYEVA Iolanta | KAZ | A | 16 | 15.49 |
| 33 | 2309 | LEE Miyoung | KOR | A | 17 | 15.10 |
| | 2577 | DANILCZYK-ZABAWSKA Krystyna | POL | B | | NM |
| | 1602 | QUINTANAL Irache | ESP | A | | NM |

Qualification: Qualifying performance 18.45 (Q) or at least 12 best performers (q) advance to the Final

| | | | | | |
|----------------|---------|----|---------------|---|-----------------------|
| Legend: | | | | | |
| NM | No Mark | PB | Personal Best | Q | Qualified by standard |
| | | SB | Season Best | | |



NATIONAL STADIUM
国家体育场
STADE NATIONAL

SAT 星期六 SAM
16 AUG 2008
21:10

ATHLETICS
田径 / ATHLÉTISME

WOMEN'S SHOT PUT
女子铅球 / LANCER DE POIDS - FEMMES

FINAL
决赛 / FINALE



RESULTS

比赛成绩 / RÉSULTATS

| | | | | | |
|-----------------------|---------------|---------------------------|-----|--------------|-------------|
| WORLD RECORD | 22.63m | LISOVSKAYA Natalya | URS | Moscow (URS) | 7 JUN 1987 |
| OLYMPIC RECORD | 22.41m | SLUPIANEK Ilona | GDR | Moscow (URS) | 24 JUL 1980 |

| Rank | Bib | Name | NOC Code | Date of Birth | 1 | 2 | 3 | 4 | 5 | 6 | Result | |
|------|------|---------------------|----------|---------------|-------|-------|-------|-------|-------|-------|--------------|----|
| 1 | 2545 | VILI Valerie | NZL | 6 OCT 1984 | 20.56 | 20.40 | 20.26 | 20.01 | 20.52 | - | 20.56 | AR |
| 2 | 1176 | MIKHNEVICH Natallia | BLR | 25 MAY 1982 | 19.16 | 20.28 | 19.87 | 19.82 | 19.94 | 20.10 | 20.28 | |
| 3 | 1168 | OSTAPCHUK Nadzeya | BLR | 28 OCT 1980 | x | 18.69 | 18.36 | x | 19.86 | 19.36 | 19.86 | |
| 4 | 1467 | GONZALEZ Misleydis | CUB | 19 JUN 1978 | 19.30 | x | 19.01 | 19.23 | 19.50 | x | 19.50 | PB |
| 5 | 1340 | GONG Lijiao | CHN | 24 JAN 1989 | 18.45 | 18.75 | 18.90 | 18.92 | 19.04 | 19.20 | 19.20 | |
| 6 | 2838 | OMAROVA Anna | RUS | 3 OCT 1981 | 19.08 | 18.21 | x | x | x | 18.76 | 19.08 | |
| 7 | 1907 | KLEINERT Nadine | GER | 20 OCT 1975 | 18.30 | 18.68 | 19.01 | 18.99 | x | 18.81 | 19.01 | |
| 8 | 1341 | LI Meiju | CHN | 3 OCT 1979 | 18.68 | 18.99 | 18.74 | x | 18.85 | 19.00 | 19.00 | |
| 9 | 2819 | IVANOVA Olga | RUS | 6 APR 1979 | 17.96 | x | 18.44 | | | | 18.44 | |
| 10 | 1456 | VARGAS Mailin | CUB | 24 MAR 1983 | 18.28 | 17.88 | 17.74 | | | | 18.28 | |
| 11 | 1901 | SCHWANITZ Christina | GER | 24 DEC 1985 | x | 17.96 | 18.27 | | | | 18.27 | |
| 12 | 3144 | CAMARENA Jillian | USA | 2 MAR 1982 | 18.09 | 18.24 | 17.44 | | | | 18.24 | |
| 13 | 2080 | ROSA Chiara | ITA | 28 JAN 1983 | 18.22 | 17.98 | x | | | | 18.22 | |
| 14 | 1347 | LI Ling | CHN | 7 FEB 1985 | 17.94 | x | 17.81 | | | | 17.94 | |
| 15 | 3273 | CARTER Michelle | USA | 12 OCT 1985 | 16.97 | 17.65 | 17.74 | | | | 17.74 | |

| Starting order | 1 | 2 | 3 | 4 | 5 | 6 | 7 | 8 | 9 | 10 | 11 | 12 | 13 | 14 | 15 |
|----------------------|------|------|------|------|------|------|------|------|------|------|------|------|------|------|------|
| Initial | 1901 | 2819 | 1456 | 2545 | 1340 | 1347 | 3273 | 1341 | 3144 | 1176 | 1907 | 2080 | 2838 | 1168 | 1467 |
| 4th and 5th attempts | 1168 | 1340 | 1341 | 1907 | 2838 | 1467 | 1176 | 2545 | | | | | | | |
| 6th attempt | 1341 | 1907 | 1340 | 2838 | 1467 | 1168 | 1176 | 2545 | | | | | | | |

Weather conditions

Temperature: 28 °C Humidity: 39 % Conditions: Cloudy

| | | | | | | | | |
|----------------|---|------|----|-------------|----|---------------|---|---------|
| Legend: | - | Pass | AR | Area Record | PB | Personal Best | x | Failure |
|----------------|---|------|----|-------------|----|---------------|---|---------|



RESULTS

比赛成绩 / RÉSULTATS

| | | | | | |
|-----------------------|---------------|-------------------------|-----|----------------------|-------------|
| WORLD RECORD | 76.80m | REINSCH Gabriele | GDR | Neubrandenburg (GDR) | 9 JUL 1988 |
| OLYMPIC RECORD | 72.30m | HELLMANN Martina | GDR | Seoul (KOR) | 29 SEP 1988 |

| Rank | Bib | Name | NOC Code | Date of Birth | 1 | 2 | 3 | Result |
|------|------|--------------------------|----------|---------------|-------|-------|-------|-------------------|
| 1 | 3245 | BROWN TRAFTON Stephanie | USA | 1 DEC 1979 | 57.78 | x | 62.77 | 62.77 Q |
| 2 | 1170 | YATCHENKO Iryna | BLR | 31 OCT 1965 | 62.26 | | | 62.26 Q |
| 3 | 1470 | BARRIOS Yarelys | CUB | 12 JUL 1983 | 62.23 | | | 62.23 Q |
| 4 | 1764 | ROBERT MICHON Melina | FRA | 18 JUL 1979 | x | 55.18 | 62.21 | 62.21 Q SB |
| 5 | 1053 | SAMUELS Dani | AUS | 26 MAY 1988 | x | x | 61.72 | 61.72 Q |
| 6 | 3083 | ANTONOVA Olena | UKR | 16 JUN 1972 | 61.25 | 60.61 | 59.92 | 61.25 |
| 7 | 1171 | ZVEREVA Ellina | BLR | 16 NOV 1960 | x | 60.28 | 59.60 | 60.28 |
| 8 | 3073 | SEMEANOVA Natalia | UKR | 7 JUL 1982 | x | 60.18 | x | 60.18 |
| 9 | 2624 | POTEPA Wioletta | POL | 13 DEC 1980 | 59.44 | 59.20 | 59.10 | 59.44 |
| 10 | 2618 | WISNIEWSKA Joanna | POL | 24 MAY 1972 | 59.40 | 58.08 | x | 59.40 |
| 11 | 1206 | ADRIANO Elisangela Maria | BRA | 27 JUL 1972 | x | x | 58.84 | 58.84 |
| 12 | 3084 | KARSAK Kateryna | UKR | 26 DEC 1985 | x | 53.14 | 58.61 | 58.61 |
| 13 | 1447 | BEGIC Vera | CRO | 17 MAR 1982 | 55.87 | 58.50 | x | 58.50 |
| 14 | 1365 | MA Xuejun | CHN | 26 MAR 1985 | 58.45 | x | 56.84 | 58.45 |
| 15 | 3219 | POWELL-ROOS Suzy | USA | 3 SEP 1976 | 58.02 | x | x | 58.02 |
| 16 | 1829 | ROLES Philippa | GBR | 1 MAR 1978 | x | 56.88 | 57.44 | 57.44 |
| 17 | 2026 | KAUR Harwant | IND | 5 JUL 1980 | 56.38 | 56.38 | 56.42 | 56.42 |
| 18 | 3329 | YESIPCHUK Oxana | RUS | 13 DEC 1975 | 54.91 | 54.34 | 55.07 | 55.07 |
| 19 | 1415 | TAPOKI Tereapii | COK | 19 APR 1984 | 46.77 | 44.11 | 48.35 | 48.35 |

Qualification: Qualifying performance 61.50 (Q) or at least 12 best performers (q) advance to the Final

| | | | | | | | | | | | | | | | | |
|----------------|------|------|------|------|------|------|------|------|------|------|------|------|------|------|------|------|
| Starting order | 1 | 2 | 3 | 4 | 5 | 6 | 7 | 8 | 9 | 10 | 11 | 12 | 13 | 14 | 15 | 16 |
| | 1206 | 1053 | 1470 | 2624 | 3083 | 3245 | 3073 | 3329 | 2618 | 1171 | 1415 | 1829 | 2026 | 3219 | 1365 | 1447 |

| | | | | | | | | | | | | | | | | |
|----------------|------|------|------|--|--|--|--|--|--|--|--|--|--|--|--|--|
| Starting order | 17 | 18 | 19 | | | | | | | | | | | | | |
| | 1170 | 1764 | 3084 | | | | | | | | | | | | | |

Weather conditions

Temperature: 29 °C Humidity: 39 % Conditions: Partly cloudy

| | | | | | | |
|----------------|---|-----------------------|----|-------------|---|---------|
| Legend: | Q | Qualified by standard | SB | Season Best | x | Failure |
|----------------|---|-----------------------|----|-------------|---|---------|



NATIONAL STADIUM
国家体育场
STADE NATIONAL

FRI 星期五 VEN
15 AUG 2008
21:20

ATHLETICS
田径 / ATHLÉTISME

WOMEN'S DISCUS THROW
女子铁饼 / LANCER DE DISQUE - FEMMES

QUALIFICATION GROUP B
及格赛 - B组 / QUALIFICATIONS GROUPE B



RESULTS

比赛成绩 / RÉSULTATS

| | | | | | |
|-----------------------|---------------|-------------------------|-----|----------------------|-------------|
| WORLD RECORD | 76.80m | REINSCH Gabriele | GDR | Neubrandenburg (GDR) | 9 JUL 1988 |
| OLYMPIC RECORD | 72.30m | HELLMANN Martina | GDR | Seoul (KOR) | 29 SEP 1988 |

| Rank | Bib | Name | NOC Code | Date of Birth | 1 | 2 | 3 | Result |
|------|------|---------------------|----------|---------------|-------|-------|-------|----------------|
| 1 | 2704 | GRASU Nicoleta | ROU | 11 SEP 1971 | 57.75 | 62.51 | | 62.51 Q |
| 2 | 3243 | THURMOND Aretha | USA | 14 AUG 1976 | 58.70 | 61.90 | | 61.90 Q |
| 3 | 1342 | SONG Aimin | CHN | 7 FEB 1978 | 59.89 | 61.31 | 61.67 | 61.67 Q |
| 4 | 1511 | CECHLOVA Vera | CZE | 19 NOV 1978 | 61.61 | | | 61.61 Q |
| 5 | 1384 | LI Yanfeng | CHN | 15 MAY 1979 | 60.99 | 61.29 | x | 61.29 q |
| 6 | 2903 | TOMASEVIC Dragana | SRB | 4 JUN 1982 | 55.59 | x | 60.19 | 60.19 |
| 7 | 1455 | FERRALES Yania | CUB | 28 JUL 1977 | 59.87 | 58.73 | 59.85 | 59.87 |
| 8 | 2839 | SAYKINA Svetlana | RUS | 10 JUL 1985 | x | x | 59.48 | 59.48 |
| 9 | 2732 | NAUDE Elizna | RSA | 14 SEP 1978 | 58.75 | 57.09 | 58.35 | 58.75 |
| 10 | 2025 | POONIA Krishna | IND | 5 MAY 1982 | 57.31 | 58.23 | 58.15 | 58.23 |
| 11 | 2822 | SADOVA Natalia | RUS | 15 JUL 1972 | x | 58.11 | 57.76 | 58.11 |
| 12 | 2542 | FAUMUINA Beatrice | NZL | 23 OCT 1974 | 57.15 | x | 54.49 | 57.15 |
| 13 | 1191 | MAZGUNOVA Hanna | BLR | 4 JUN 1985 | x | x | 56.77 | 56.77 |
| 14 | 2952 | SODERBERG Anna | SWE | 11 JUN 1973 | x | 55.28 | 53.48 | 55.28 |
| 15 | 2375 | SENDRIUTE Zinaida | LTU | 20 DEC 1984 | 54.81 | 53.41 | 52.42 | 54.81 |
| 16 | 1278 | GETOVA Venera | BUL | 13 DEC 1980 | 52.51 | 54.00 | 52.40 | 54.00 |
| 17 | 1949 | KALPAKIDOU Dorothea | GRE | 21 SEP 1983 | x | 53.00 | 51.61 | 53.00 |
| 18 | 1037 | COMBA Barbara Rocio | ARG | 14 JUL 1987 | x | x | 51.36 | 51.36 |
| | 2582 | GLANC Zaneta | POL | 11 MAR 1983 | x | x | x | NM |

Qualification: Qualifying performance 61.50 (Q) or at least 12 best performers (q) advance to the Final

| | | | | | | | | | | | | | | | | |
|----------------|------|------|------|------|------|------|------|------|------|------|------|------|------|------|------|------|
| Starting order | 1 | 2 | 3 | 4 | 5 | 6 | 7 | 8 | 9 | 10 | 11 | 12 | 13 | 14 | 15 | 16 |
| | 1278 | 3243 | 2822 | 2582 | 2732 | 2839 | 2704 | 1511 | 2375 | 1191 | 1037 | 1342 | 1384 | 2542 | 2952 | 1455 |

| | | | | | | | | | | | | | | | | |
|----------------|------|------|------|--|--|--|--|--|--|--|--|--|--|--|--|--|
| Starting order | 17 | 18 | 19 | | | | | | | | | | | | | |
| | 2903 | 1949 | 2025 | | | | | | | | | | | | | |

Weather conditions

Temperature: 28 °C Humidity: 44 % Conditions: Partly cloudy

| | | | | | | |
|----------------|---------|---|-----------------------|---|--------------------------|-----------|
| Legend: | | | | | | |
| NM | No Mark | Q | Qualified by standard | q | Qualified by performance | x Failure |



NATIONAL STADIUM
国家体育场
STADE NATIONAL

FRI 星期五 VEN
15 AUG 2008

ATHLETICS
田径 / ATHLÉTISME

WOMEN'S DISCUS THROW
女子铁饼 / LANCER DE DISQUE - FEMMES

QUALIFICATION
及格赛 / QUALIFICATIONS



RESULTS SUMMARY

比赛成绩综合 / RÉSUMÉ DES RÉSULTATS

| | | | | | |
|-----------------------|---------------|-------------------------|-----|----------------------|-------------|
| WORLD RECORD | 76.80m | REINSCH Gabriele | GDR | Neubrandenburg (GDR) | 9 JUL 1988 |
| OLYMPIC RECORD | 72.30m | HELLMANN Martina | GDR | Seoul (KOR) | 29 SEP 1988 |

| Rank | Bib | Name | NOC Code | Group | Position | Result | |
|------|------|--------------------------|----------|-------|----------|--------|------|
| 1 | 3245 | BROWN TRAFTON Stephanie | USA | A | 1 | 62.77 | Q |
| 2 | 2704 | GRASU Nicoleta | ROU | B | 1 | 62.51 | Q |
| 3 | 1170 | YATCHENKO Iryna | BLR | A | 2 | 62.26 | Q |
| 4 | 1470 | BARRIOS Yarelys | CUB | A | 3 | 62.23 | Q |
| 5 | 1764 | ROBERT MICHON Melina | FRA | A | 4 | 62.21 | Q SB |
| 6 | 3243 | THURMOND Aretha | USA | B | 2 | 61.90 | Q |
| 7 | 1053 | SAMUELS Dani | AUS | A | 5 | 61.72 | Q |
| 8 | 1342 | SONG Aimin | CHN | B | 3 | 61.67 | Q |
| 9 | 1511 | CECHLOVA Vera | CZE | B | 4 | 61.61 | Q |
| 10 | 1384 | LI Yanfeng | CHN | B | 5 | 61.29 | q |
| 11 | 3083 | ANTONOVA Olena | UKR | A | 6 | 61.25 | q |
| 12 | 1171 | ZVEREVA Ellina | BLR | A | 7 | 60.28 | q |
| 13 | 2903 | TOMASEVIC Dragana | SRB | B | 6 | 60.19 | |
| 14 | 3073 | SEMENOVA Natalia | UKR | A | 8 | 60.18 | |
| 15 | 1455 | FERRALES Yania | CUB | B | 7 | 59.87 | |
| 16 | 2839 | SAYKINA Svetlana | RUS | B | 8 | 59.48 | |
| 17 | 2624 | POTEPA Wioletta | POL | A | 9 | 59.44 | |
| 18 | 2618 | WISNIEWSKA Joanna | POL | A | 10 | 59.40 | |
| 19 | 1206 | ADRIANO Elisangela Maria | BRA | A | 11 | 58.84 | |
| 20 | 2732 | NAUDE Elizna | RSA | B | 9 | 58.75 | |
| 21 | 3084 | KARSAK Kateryna | UKR | A | 12 | 58.61 | |
| 22 | 1447 | BEGIC Vera | CRO | A | 13 | 58.50 | |
| 23 | 1365 | MA Xuejun | CHN | A | 14 | 58.45 | |
| 24 | 2025 | POONIA Krishna | IND | B | 10 | 58.23 | |
| 25 | 2822 | SADOVA Natalia | RUS | B | 11 | 58.11 | |
| 26 | 3219 | POWELL-ROOS Suzy | USA | A | 15 | 58.02 | |
| 27 | 1829 | ROLES Philippa | GBR | A | 16 | 57.44 | |
| 28 | 2542 | FAUMUINA Beatrice | NZL | B | 12 | 57.15 | |
| 29 | 1191 | MAZGUNOVA Hanna | BLR | B | 13 | 56.77 | |
| 30 | 2026 | KAUR Harwant | IND | A | 17 | 56.42 | |
| 31 | 2952 | SODERBERG Anna | SWE | B | 14 | 55.28 | |
| 32 | 3329 | YESIPCHUK Oxana | RUS | A | 18 | 55.07 | |
| 33 | 2375 | SENDRIUTE Zinaida | LTU | B | 15 | 54.81 | |
| 34 | 1278 | GETOVA Venera | BUL | B | 16 | 54.00 | |
| 35 | 1949 | KALPAKIDOU Dorothea | GRE | B | 17 | 53.00 | |
| 36 | 1037 | COMBA Barbara Rocío | ARG | B | 18 | 51.36 | |
| 37 | 1415 | TAPOKI Tereapii | COK | A | 19 | 48.35 | |
| | 2582 | GLANC Zaneta | POL | B | | | NM |

Qualification: Qualifying performance 61.50 (Q) or at least 12 best performers (q) advance to the Final

| | | | | | | |
|----------------|---------|---|-----------------------|---|--------------------------|----------------|
| Legend: | | | | | | |
| NM | No Mark | Q | Qualified by standard | q | Qualified by performance | SB Season Best |



NATIONAL STADIUM
国家体育场
STADE NATIONAL

MON 星期一 LUN
18 AUG 2008
19:00

ATHLETICS
田径 / ATHLÉTISME

WOMEN'S DISCUS THROW
女子铁饼 / LANCER DE DISQUE - FEMMES

FINAL
决赛 / FINALE



RESULTS

比赛成绩 / RÉSULTATS

| | | | | |
|-----------------------|--------------------------------|-----|----------------------|-------------|
| WORLD RECORD | 76.80m REINSCH Gabriele | GDR | Neubrandenburg (GDR) | 9 JUL 1988 |
| OLYMPIC RECORD | 72.30m HELLMANN Martina | GDR | Seoul (KOR) | 29 SEP 1988 |

| Rank | Bib | Name | NOC Code | Date of Birth | 1 | 2 | 3 | 4 | 5 | 6 | Result |
|------|------|-------------------------|----------|---------------|-------|-------|-------|-------|-------|-------|-----------------|
| 1 | 3245 | BROWN TRAFTON Stephanie | USA | 1 DEC 1979 | 64.74 | x | x | 58.39 | 61.30 | x | 64.74 |
| 2 | 1470 | BARRIOS Yarelys | CUB | 12 JUL 1983 | 63.17 | 63.64 | 62.22 | 62.12 | x | 60.30 | 63.64 |
| 3 | 3083 | ANTONOVA Olena | UKR | 16 JUN 1972 | 60.79 | 62.16 | x | 60.50 | 62.59 | 62.34 | 62.59 SB |
| 4 | 1342 | SONG Aimin | CHN | 7 FEB 1978 | 56.41 | 59.55 | 62.17 | 61.75 | 62.20 | 60.51 | 62.20 |
| 5 | 1511 | CECHLOVA Vera | CZE | 19 NOV 1978 | x | 61.08 | x | 58.74 | 61.75 | 61.66 | 61.75 |
| 6 | 1171 | ZVEREVA Ellina | BLR | 16 NOV 1960 | 60.43 | 60.10 | x | x | 60.34 | 60.82 | 60.82 |
| 7 | 1384 | LI Yanfeng | CHN | 15 MAY 1979 | 60.68 | x | 59.72 | x | x | 60.62 | 60.68 |
| 8 | 1764 | ROBERT MICHON Melina | FRA | 18 JUL 1979 | 60.49 | x | x | x | 60.66 | 60.45 | 60.66 |
| 9 | 1053 | SAMUELS Dani | AUS | 26 MAY 1988 | 57.14 | x | 60.15 | | | | 60.15 |
| 10 | 3243 | THURMOND Aretha | USA | 14 AUG 1976 | 56.72 | 59.80 | 57.99 | | | | 59.80 |
| 11 | 1170 | YATCHENKO Iryna | BLR | 31 OCT 1965 | x | x | 59.27 | | | | 59.27 |
| 12 | 2704 | GRASU Nicoleta | ROU | 11 SEP 1971 | 58.63 | x | x | | | | 58.63 |

| Starting order | 1 | 2 | 3 | 4 | 5 | 6 | 7 | 8 | 9 | 10 | 11 | 12 |
|----------------------|------|------|------|------|------|------|------|------|------|------|------|------|
| Initial | 1171 | 3243 | 1511 | 2704 | 1053 | 3245 | 1470 | 1764 | 1342 | 1170 | 1384 | 3083 |
| 4th and 5th attempts | 1171 | 1764 | 1384 | 1511 | 3083 | 1342 | 1470 | 3245 | | | | |
| 6th attempt | 1171 | 1764 | 1384 | 1511 | 1342 | 3083 | 1470 | 3245 | | | | |

Weather conditions

Temperature: 27 °C Humidity: 61 % Conditions: Cloudy

Legend:

SB Season Best x Failure



NATIONAL STADIUM
国家体育场
STADE NATIONAL

MON 星期一 LUN
18 AUG 2008
9:10

ATHLETICS
田径 / ATHLÉTISME

WOMEN'S HAMMER THROW
女子链球 / LANCER DE MARTEAU - FEMMES

QUALIFICATION GROUP A
及格赛 - A组 / QUALIFICATIONS GROUPE A



RESULTS
比赛成绩 / RÉSULTATS

| | | | | | |
|-----------------------|---------------|------------------------|-----|---------------|-------------|
| WORLD RECORD | 77.80m | LYSENKO Tatyana | RUS | Tallinn (EST) | 15 AUG 2006 |
| OLYMPIC RECORD | 75.02m | KUZENKOVA Olga | RUS | Athens (GRE) | 25 AUG 2004 |

| Rank | Bib | Name | NOC Code | Date of Birth | 1 | 2 | 3 | Result |
|------|------|----------------------|----------|---------------|-------|-------|-------|----------------|
| 1 | 1472 | MORENO Yipsi | CUB | 19 NOV 1980 | 71.31 | x | 73.92 | 73.92 Q |
| 2 | 2935 | HRASNOVA Martina | SVK | 21 MAR 1983 | 70.03 | x | 72.87 | 72.87 Q |
| 3 | 2619 | WLODARCZYK Anita | POL | 8 AUG 1985 | 71.76 | | | 71.76 Q |
| 4 | 1889 | HEIDLER Betty | GER | 14 OCT 1983 | 66.28 | 71.51 | | 71.51 Q |
| 5 | 1182 | PCHELNIK Darya | BLR | 20 DEC 1980 | 69.43 | 71.30 | 69.24 | 71.30 |
| 6 | 1941 | PAPADOPOULOU Stilian | GRE | 13 MAR 1982 | 66.68 | 69.36 | 69.29 | 69.36 |
| 7 | 1178 | SMALIACHKOVA Maryia | BLR | 10 FEB 1985 | x | 69.22 | x | 69.22 |
| 8 | 1737 | FALZON Stephanie | FRA | 7 JAN 1983 | x | 68.93 | x | 68.93 |
| 9 | 1437 | BRKLJACIC Ivana | CRO | 25 JAN 1983 | 66.54 | x | 68.38 | 68.38 |
| 10 | 2710 | PERIE Bianca | ROU | 1 JUN 1990 | 68.21 | 66.29 | x | 68.21 |
| 11 | 3106 | NOVOZHYLOVA Iryna | UKR | 7 JAN 1986 | 67.36 | x | 68.11 | 68.11 |
| 12 | 2813 | BULGAKOVA Anna | RUS | 17 JAN 1988 | x | 68.04 | x | 68.04 |
| 13 | 2811 | KONEVTSOVA Elena | RUS | 11 MAR 1981 | 66.81 | 67.83 | x | 67.83 |
| 14 | 3118 | SAYENKO Inna | UKR | 8 MAR 1982 | x | 66.92 | x | 66.92 |
| 15 | 1701 | KORPELA Merja | FIN | 15 MAY 1981 | 62.70 | 65.76 | 66.29 | 66.29 |
| 16 | 1330 | WANG Zheng | CHN | 14 DEC 1987 | 65.64 | 61.36 | x | 65.64 |
| 17 | 1290 | FRIZELL Sultana | CAN | 24 OCT 1984 | x | 60.43 | 65.44 | 65.44 |
| 18 | 2007 | ORBAN Eva | HUN | 29 NOV 1984 | 65.12 | x | 65.41 | 65.41 |
| 19 | 1796 | DERHAM Zoe | GBR | 24 NOV 1980 | 64.74 | 64.61 | 64.57 | 64.74 |
| 20 | 2423 | MARGHIEVA Zalina | MDA | 5 FEB 1988 | x | 64.20 | x | 64.20 |
| 21 | 3234 | SMITH Loree | USA | 6 NOV 1982 | 62.25 | 62.33 | 63.60 | 63.60 |
| 22 | 2081 | SALIS Silvia | ITA | 17 SEP 1985 | x | x | 62.28 | 62.28 |
| 23 | 2651 | SILVA Vania | POR | 8 JUN 1980 | x | 58.10 | 59.42 | 59.42 |
| 24 | 2994 | MITYAEVA Galina | TJK | 29 APR 1991 | x | 48.59 | 51.38 | 51.38 |
| | 3151 | COSBY Jessica | USA | 31 MAY 1982 | x | x | x | NM |

Qualification: Qualifying performance 71.50 (Q) or at least 12 best performers (q) advance to the Final

| | | | | | | | | | | | | | | | | |
|----------------|------|------|------|------|------|------|------|------|------|------|------|------|------|------|------|------|
| Starting order | 1 | 2 | 3 | 4 | 5 | 6 | 7 | 8 | 9 | 10 | 11 | 12 | 13 | 14 | 15 | 16 |
| | 3106 | 3118 | 3234 | 1737 | 1889 | 2935 | 2710 | 3151 | 1796 | 1701 | 2619 | 1437 | 2994 | 1472 | 1178 | 1182 |
| Starting order | 17 | 18 | 19 | 20 | 21 | 22 | 23 | 24 | 25 | | | | | | | |
| | 1330 | 1941 | 1290 | 2007 | 2811 | 2651 | 2081 | 2813 | 2423 | | | | | | | |

Weather conditions

Temperature: 23 °C Humidity: 67 % Conditions: Sunny

| | | | | | | |
|----------------|----|---------|---|-----------------------|---|---------|
| Legend: | NM | No Mark | Q | Qualified by standard | x | Failure |
|----------------|----|---------|---|-----------------------|---|---------|



NATIONAL STADIUM
国家体育场
STADE NATIONAL

MON 星期一 LUN
18 AUG 2008
10:50

ATHLETICS
田径 / ATHLÉTISME

WOMEN'S HAMMER THROW
女子链球 / LANCER DE MARTEAU - FEMMES

QUALIFICATION GROUP B
及格赛 - B组 / QUALIFICATIONS GROUPE B



RESULTS
比赛成绩 / RÉSULTATS

| | | | | | |
|-----------------------|---------------|------------------------|-----|---------------|-------------|
| WORLD RECORD | 77.80m | LYSENKO Tatyana | RUS | Tallinn (EST) | 15 AUG 2006 |
| OLYMPIC RECORD | 75.02m | KUZENKOVA Olga | RUS | Athens (GRE) | 25 AUG 2004 |

| Rank | Bib | Name | NOC Code | Date of Birth | 1 | 2 | 3 | Result |
|------|------|------------------------|----------|---------------|-------|-------|-------|----------------|
| 1 | 1375 | ZHANG Wenxiu | CHN | 22 MAR 1986 | 73.36 | | | 73.36 Q |
| 2 | 1753 | MONTEBRUN Manuela | FRA | 13 NOV 1979 | 69.80 | 69.86 | 72.81 | 72.81 Q |
| 3 | 2071 | CLARETTI Clarissa | ITA | 7 OCT 1980 | 67.15 | 71.82 | | 71.82 Q |
| 4 | 3326 | PRIYMA Elena | RUS | 2 DEC 1983 | 70.69 | 69.79 | 65.64 | 70.69 q |
| 5 | 2611 | SKOLIMOWSKA Kamila | POL | 4 NOV 1982 | 65.97 | 69.79 | 67.01 | 69.79 q |
| 6 | 1177 | MIANKOVA Aksana | BLR | 28 MAR 1982 | 62.95 | 65.55 | 69.77 | 69.77 q |
| 7 | 1481 | THONDIKE Arasay | CUB | 28 MAY 1986 | x | 66.68 | 68.74 | 68.74 |
| 8 | 3035 | SUDAK Sviatlana | TUR | 20 MAR 1971 | 68.22 | 67.36 | 67.18 | 68.22 |
| 9 | 3145 | CAMPBELL Amber | USA | 5 JUN 1981 | 67.86 | x | x | 67.86 |
| 10 | 2048 | O'KEEFFE Eileen | IRL | 31 MAY 1981 | 62.53 | 62.05 | 67.66 | 67.66 |
| 11 | 1888 | KLAAS Kathrin | GER | 6 FEB 1984 | 66.39 | 67.54 | 66.95 | 67.54 |
| 12 | 3085 | SEKACHOVA Iryna | UKR | 21 JUL 1976 | 62.83 | x | 67.47 | 67.47 |
| 13 | 1520 | LEDVINOVA Lenka | CZE | 11 AUG 1985 | 65.98 | 65.23 | 67.17 | 67.17 |
| 14 | 1942 | PAPAYEORYIOU Alexandra | GRE | 17 DEC 1980 | 66.72 | 65.73 | x | 66.72 |
| 15 | 1032 | DAHLGREN Jennifer | ARG | 21 APR 1984 | 58.60 | x | 66.35 | 66.35 |
| 16 | 1476 | CRAWFORD Yunaika | CUB | 2 NOV 1982 | 66.16 | 65.00 | 64.08 | 66.16 |
| 17 | 1422 | MORENO Johana | COL | 15 APR 1985 | x | 64.31 | 64.66 | 64.66 |
| 18 | 2627 | ZADURA Malgorzata | POL | 3 OCT 1982 | 63.35 | 64.13 | x | 64.13 |
| 19 | 3027 | SCOTT Candice | TRI | 17 SEP 1980 | 63.03 | 62.53 | x | 63.03 |
| 20 | 1601 | CASTELLS Berta | ESP | 24 JAN 1984 | 62.44 | 61.76 | x | 62.44 |
| 21 | 2422 | MARGHIEV Marina | MDA | 28 JUN 1986 | 61.03 | x | 62.12 | 62.12 |
| 22 | 1502 | THEODOROU Paraskevi | CYP | 15 MAR 1986 | x | 61.00 | x | 61.00 |
| 23 | 1441 | GAVRILOVIC Sanja | CRO | 20 SEP 1982 | 60.55 | 60.37 | 60.36 | 60.55 |
| | 1760 | PERRIN Amelie | FRA | 30 MAR 1980 | x | x | x | NM |
| | 1409 | TOTH Georgina | CMR | 10 MAR 1982 | x | x | x | NM |

Qualification: Qualifying performance 71.50 (Q) or at least 12 best performers (q) advance to the Final

| | | | | | | | | | | | | | | | | |
|----------------|------|------|------|------|------|------|------|------|------|------|------|------|------|------|------|------|
| Starting order | 1 | 2 | 3 | 4 | 5 | 6 | 7 | 8 | 9 | 10 | 11 | 12 | 13 | 14 | 15 | 16 |
| | 3035 | 2611 | 1760 | 3326 | 1441 | 3027 | 1753 | 2048 | 1481 | 2071 | 1375 | 1422 | 1476 | 1409 | 1177 | 1520 |
| Starting order | 17 | 18 | 19 | 20 | 21 | 22 | 23 | 24 | 25 | | | | | | | |
| | 1032 | 2627 | 1888 | 3145 | 1601 | 1502 | 3085 | 1942 | 2422 | | | | | | | |

Weather conditions

Temperature: 27 °C Humidity: 51 % Conditions: Sunny

| | | | | | | | | | | | | | | | | |
|----------------|---------|---|-----------------------|---|--------------------------|---|---------|--|--|--|--|--|--|--|--|--|
| Legend: | | | | | | | | | | | | | | | | |
| NM | No Mark | Q | Qualified by standard | q | Qualified by performance | x | Failure | | | | | | | | | |



NATIONAL STADIUM
国家体育场
STADE NATIONAL

MON 星期一 LUN
18 AUG 2008

ATHLETICS
田径 / ATHLÉTISME

WOMEN'S HAMMER THROW
女子链球 / LANCER DE MARTEAU - FEMMES

QUALIFICATION
及格赛 / QUALIFICATIONS



RESULTS SUMMARY

比赛成绩综合 / RÉSUMÉ DES RÉSULTATS

| | | | | | |
|-----------------------|---------------|------------------------|-----|---------------|-------------|
| WORLD RECORD | 77.80m | LYSENKO Tatyana | RUS | Tallinn (EST) | 15 AUG 2006 |
| OLYMPIC RECORD | 75.02m | KUZENKOVA Olga | RUS | Athens (GRE) | 25 AUG 2004 |

| Rank | Bib | Name | NOC Code | Group | Position | Result |
|------|------|------------------------|----------|-------|----------|---------|
| 1 | 1472 | MORENO Yipsi | CUB | A | 1 | 73.92 Q |
| 2 | 1375 | ZHANG Wenxiu | CHN | B | 1 | 73.36 Q |
| 3 | 2935 | HRASNOVA Martina | SVK | A | 2 | 72.87 Q |
| 4 | 1753 | MONTEBRUN Manuela | FRA | B | 2 | 72.81 Q |
| 5 | 2071 | CLARETTI Clarissa | ITA | B | 3 | 71.82 Q |
| 6 | 2619 | WLODARCZYK Anita | POL | A | 3 | 71.76 Q |
| 7 | 1889 | HEIDLER Betty | GER | A | 4 | 71.51 Q |
| 8 | 1182 | PCHELNIK Darya | BLR | A | 5 | 71.30 q |
| 9 | 3326 | PRIYMA Elena | RUS | B | 4 | 70.69 q |
| 10 | 2611 | SKOLIMOWSKA Kamila | POL | B | 5 | 69.79 q |
| 11 | 1177 | MIANKOVA Aksana | BLR | B | 6 | 69.77 q |
| 12 | 1941 | PAPADOPOULOU Stilian | GRE | A | 6 | 69.36 q |
| 13 | 1178 | SMALIACHKOVA Maryia | BLR | A | 7 | 69.22 |
| 14 | 1737 | FALZON Stephanie | FRA | A | 8 | 68.93 |
| 15 | 1481 | THONDIKE Arasay | CUB | B | 7 | 68.74 |
| 16 | 1437 | BRKLJACIC Ivana | CRO | A | 9 | 68.38 |
| 17 | 3035 | SUDAK Sviatlana | TUR | B | 8 | 68.22 |
| 18 | 2710 | PERIE Bianca | ROU | A | 10 | 68.21 |
| 19 | 3106 | NOVOZHYLOVA Iryna | UKR | A | 11 | 68.11 |
| 20 | 2813 | BULGAKOVA Anna | RUS | A | 12 | 68.04 |
| 21 | 3145 | CAMPBELL Amber | USA | B | 9 | 67.86 |
| 22 | 2811 | KONEVTSOVA Elena | RUS | A | 13 | 67.83 |
| 23 | 2048 | O'KEEFFE Eileen | IRL | B | 10 | 67.66 |
| 24 | 1888 | KLAAS Kathrin | GER | B | 11 | 67.54 |
| 25 | 3085 | SEKACHOVA Iryna | UKR | B | 12 | 67.47 |
| 26 | 1520 | LEDVINOVA Lenka | CZE | B | 13 | 67.17 |
| 27 | 3118 | SAYENKO Inna | UKR | A | 14 | 66.92 |
| 28 | 1942 | PAPAYEORYIOU Alexandra | GRE | B | 14 | 66.72 |
| 29 | 1032 | DAHLGREN Jennifer | ARG | B | 15 | 66.35 |
| 30 | 1701 | KORPELA Merja | FIN | A | 15 | 66.29 |
| 31 | 1476 | CRAWFORD Yunaika | CUB | B | 16 | 66.16 |
| 32 | 1330 | WANG Zheng | CHN | A | 16 | 65.64 |
| 33 | 1290 | FRIZELL Sultana | CAN | A | 17 | 65.44 |
| 34 | 2007 | ORBAN Eva | HUN | A | 18 | 65.41 |
| 35 | 1796 | DERHAM Zoe | GBR | A | 19 | 64.74 |
| 36 | 1422 | MORENO Johana | COL | B | 17 | 64.66 |
| 37 | 2423 | MARGHIEVA Zalina | MDA | A | 20 | 64.20 |
| 38 | 2627 | ZADURA Malgorzata | POL | B | 18 | 64.13 |
| 39 | 3234 | SMITH Loree | USA | A | 21 | 63.60 |
| 40 | 3027 | SCOTT Candice | TRI | B | 19 | 63.03 |
| 41 | 1601 | CASTELLS Berta | ESP | B | 20 | 62.44 |
| 42 | 2081 | SALIS Silvia | ITA | A | 22 | 62.28 |
| 43 | 2422 | MARGHIEV Marina | MDA | B | 21 | 62.12 |
| 44 | 1502 | THEODOROU Paraskevi | CYP | B | 22 | 61.00 |
| 45 | 1441 | GAVRILOVIC Sanja | CRO | B | 23 | 60.55 |
| 46 | 2651 | SILVA Vania | POR | A | 23 | 59.42 |



NATIONAL STADIUM
国家体育场
STADE NATIONAL

MON 星期一 LUN
18 AUG 2008

ATHLETICS
田径 / ATHLÉTISME

WOMEN'S HAMMER THROW
女子链球 / LANCER DE MARTEAU - FEMMES

QUALIFICATION
及格赛 / QUALIFICATIONS



RESULTS SUMMARY

比赛成绩综合 / RÉSUMÉ DES RÉSULTATS

| Rank | Bib | Name | NOC Code | Group | Position | Result |
|------|------|-----------------|----------|-------|----------|--------|
| 47 | 2994 | MITYAEVA Galina | TJK | A | 24 | 51.38 |
| | 3151 | COSBY Jessica | USA | A | | NM |
| | 1760 | PERRIN Amelie | FRA | B | | NM |
| | 1409 | TOTH Georgina | CMR | B | | NM |

Qualification: Qualifying performance 71.50 (Q) or at least 12 best performers (q) advance to the Final

| | | | | | |
|----------------|---------|---|-----------------------|---|--------------------------|
| Legend: | | | | | |
| NM | No Mark | Q | Qualified by standard | q | Qualified by performance |



NATIONAL STADIUM
国家体育场
STADE NATIONAL

WED 星期三 MER
20 AUG 2008
19:20

ATHLETICS
田径 / ATHLÉTISME

WOMEN'S HAMMER THROW
女子链球 / LANCER DE MARTEAU - FEMMES

FINAL
决赛 / FINALE



RESULTS

比赛成绩 / RÉSULTATS

| | | | | | |
|-----------------------|---------------|------------------------|-----|---------------|-------------|
| WORLD RECORD | 77.80m | LYSENKO Tatyana | RUS | Tallinn (EST) | 15 AUG 2006 |
| OLYMPIC RECORD | 75.02m | KUZENKOVA Olga | RUS | Athens (GRE) | 25 AUG 2004 |

| Rank | Bib | Name | NOC Code | Date of Birth | 1 | 2 | 3 | 4 | 5 | 6 | Result | |
|------|------|----------------------|----------|---------------|-------|-------|-------|-------|-------|-------|--------------|----|
| 1 | 1177 | MIANKOVA Aksana | BLR | 28 MAR 1982 | 74.40 | x | 72.23 | x | 76.34 | 51.72 | 76.34 | OR |
| 2 | 1472 | MORENO Yipsi | CUB | 19 NOV 1980 | x | 73.95 | 72.61 | x | 74.70 | 75.20 | 75.20 | |
| 3 | 1375 | ZHANG Wenxiu | CHN | 22 MAR 1986 | 74.00 | 74.32 | 73.40 | 73.50 | 70.75 | 73.53 | 74.32 | SB |
| 4 | 1182 | PCHELNIK Darya | BLR | 20 DEC 1980 | 69.10 | 72.46 | 72.82 | 71.00 | 72.83 | 73.65 | 73.65 | |
| 5 | 1753 | MONTEBRUN Manuela | FRA | 13 NOV 1979 | 67.63 | 70.55 | 70.01 | 72.54 | 71.92 | 70.63 | 72.54 | |
| 6 | 2619 | WLODARCZYK Anita | POL | 8 AUG 1985 | 69.39 | x | 71.56 | 70.86 | x | x | 71.56 | |
| 7 | 2071 | CLARETTI Clarissa | ITA | 7 OCT 1980 | x | 71.33 | x | x | x | x | 71.33 | |
| 8 | 2935 | HRASNOVA Martina | SVK | 21 MAR 1983 | 68.28 | x | 71.00 | x | 70.19 | x | 71.00 | |
| 9 | 1889 | HEIDLER Betty | GER | 14 OCT 1983 | x | x | 70.06 | | | | 70.06 | |
| 10 | 3326 | PRIYMA Elena | RUS | 2 DEC 1983 | 68.19 | 69.72 | 67.33 | | | | 69.72 | |
| 11 | 1941 | PAPADOPOULOU Stilian | GRE | 13 MAR 1982 | x | x | 64.97 | | | | 64.97 | |
| | 2611 | SKOLIMOWSKA Kamila | POL | 4 NOV 1982 | x | x | x | | | | NM | |

| Starting order | 1 | 2 | 3 | 4 | 5 | 6 | 7 | 8 | 9 | 10 | 11 | 12 |
|----------------------|------|------|------|------|------|------|------|------|------|------|------|------|
| Initial | 1941 | 1182 | 2935 | 1177 | 2611 | 2071 | 1472 | 1375 | 1753 | 1889 | 2619 | 3326 |
| 4th and 5th attempts | 1753 | 2935 | 2071 | 2619 | 1182 | 1472 | 1375 | 1177 | | | | |
| 6th attempt | 2935 | 2071 | 2619 | 1753 | 1182 | 1375 | 1472 | 1177 | | | | |

Weather conditions

Temperature: 29 °C Humidity: 54 % Conditions: Cloudy

| | | | | | | | | | | | | |
|----------------|---------|-----------|----------------|-----------|-------------|----------|---------|--|--|--|--|--|
| Legend: | | | | | | | | | | | | |
| NM | No Mark | OR | Olympic Record | SB | Season Best | x | Failure | | | | | |



RESULTS

比赛成绩 / RÉSULTATS

| | | | | | |
|-----------------------|---------------|--------------------------|-----|----------------|-------------|
| WORLD RECORD | 71.70m | MENENDEZ Osleydis | CUB | Helsinki (FIN) | 14 AUG 2005 |
| OLYMPIC RECORD | 71.53m | MENENDEZ Osleydis | CUB | Athens (GRE) | 27 AUG 2004 |

| Rank | Bib | Name | NOC Code | Date of Birth | 1 | 2 | 3 | Result |
|------|------|------------------------|----------|---------------|-------|-------|-------|-------------------|
| 1 | 1533 | SPOTAKOVA Barbora | CZE | 30 JUN 1981 | 67.69 | | | 67.69 Q |
| 2 | 1890 | NERIUS Steffi | GER | 1 JUL 1972 | 59.15 | 59.74 | 63.94 | 63.94 Q |
| 3 | 2800 | ABAKUMOVA Maria | RUS | 15 JAN 1986 | 61.23 | 63.48 | | 63.48 Q |
| 4 | 1604 | CHILLA Mercedes | ESP | 19 JAN 1980 | 56.98 | 61.81 | | 61.81 Q SB |
| 5 | 1395 | ZHANG Li | CHN | 17 JAN 1989 | 58.30 | 61.77 | | 61.77 Q |
| 6 | 1468 | MENENDEZ Osleidys | CUB | 14 NOV 1979 | 60.51 | x | 60.41 | 60.51 |
| 7 | 2335 | OZOLINA Sinta | LAT | 26 FEB 1988 | 60.13 | x | 52.62 | 60.13 NR |
| 8 | 2604 | PIWNICKA Urszula | POL | 6 DEC 1983 | 51.33 | 52.99 | 59.28 | 59.28 |
| 9 | 1934 | LIKA Voisava | GRE | 27 JUN 1970 | 56.44 | 58.59 | 59.11 | 59.11 |
| 10 | 3072 | REBRYK Vira | UKR | 25 FEB 1989 | 55.77 | 57.12 | 59.05 | 59.05 |
| 11 | 1369 | CHANG Chunfeng | CHN | 4 MAY 1988 | 58.42 | x | x | 58.42 |
| 12 | 2012 | SZABO Nikolett | HUN | 3 MAR 1980 | 56.98 | 57.15 | x | 57.15 |
| 13 | 1167 | SHYMCHUK Natallia | BLR | 1 OCT 1981 | 55.56 | 57.11 | x | 57.11 |
| 14 | 2658 | CRUZ Silvia | POR | 29 DEC 1980 | 54.65 | 57.06 | x | 57.06 |
| 15 | 1242 | RESENDE Alessandra | BRA | 5 MAR 1975 | 54.05 | 56.53 | 54.32 | 56.53 |
| 16 | 2367 | STASIULIONYTE Inga | LTU | 29 JUN 1981 | 55.66 | x | 55.34 | 55.66 |
| 17 | 3330 | VILJOEN Sunette | RSA | 6 OCT 1983 | 53.14 | 55.58 | 53.82 | 55.58 |
| 18 | 3299 | SVECHNIKOVA Anastasiya | UZB | 20 SEP 1992 | 55.31 | x | 48.71 | 55.31 |
| 19 | 2882 | RATEJ Martinka | SLO | 2 NOV 1981 | 55.30 | 51.56 | 53.24 | 55.30 |
| 20 | 1416 | ARAMENDIZ Zuleima | COL | 23 SEP 1975 | 51.30 | 54.71 | x | 54.71 |
| 21 | 2711 | STOIAN Monica | ROU | 25 AUG 1982 | x | 54.56 | x | 54.56 |
| 22 | 3214 | PATTERSON Kara | USA | 10 APR 1986 | 54.00 | 50.35 | 54.39 | 54.39 |
| 23 | 2907 | LAKMALI Nadeeka | SRI | 18 SEP 1981 | x | 53.44 | 54.28 | 54.28 |
| 24 | 1538 | SCHERWIN Christina | DEN | 11 JUL 1976 | 53.95 | x | x | 53.95 SB |
| 25 | 2307 | KIM Gyeongae | KOR | 5 MAR 1988 | 51.46 | 48.00 | 53.13 | 53.13 |
| 26 | 3307 | GONZALEZ Maria | VEN | 28 MAR 1982 | 48.37 | 50.51 | 42.32 | 50.51 |
| | 2068 | BANI Zahra | ITA | 31 DEC 1979 | x | x | x | NM |

Qualification: Qualifying performance 61.50 (Q) or at least 12 best performers (q) advance to the Final

| | | | | | | | | | | | | | | | | |
|----------------|------|------|------|------|------|------|------|------|------|------|------|------|------|------|------|------|
| Starting order | 1 | 2 | 3 | 4 | 5 | 6 | 7 | 8 | 9 | 10 | 11 | 12 | 13 | 14 | 15 | 16 |
| | 2068 | 2882 | 1890 | 2367 | 2711 | 3299 | 2907 | 2335 | 1934 | 1416 | 2012 | 3214 | 1369 | 3330 | 2604 | 2307 |

| | | | | | | | | | | | | | | | | |
|----------------|------|------|------|------|------|------|------|------|------|------|------|--|--|--|--|--|
| Starting order | 17 | 18 | 19 | 20 | 21 | 22 | 23 | 24 | 25 | 26 | 27 | | | | | |
| | 1538 | 1533 | 1395 | 1242 | 3072 | 1468 | 3307 | 1167 | 1604 | 2800 | 2658 | | | | | |



NATIONAL STADIUM
国家体育场
STADE NATIONAL

TUE 星期二 MAR
19 AUG 2008
9:00

ATHLETICS
田径 / ATHLÉTISME

WOMEN'S JAVELIN THROW
女子标枪 / LANCER DE JAVELOT - FEMMES

QUALIFICATION GROUP A
及格赛 - A组 / QUALIFICATIONS GROUPE A



RESULTS

比赛成绩 / RÉSULTATS

Weather conditions

Temperature: 24 °C Humidity: 73 % Conditions: Sunny

Legend:

| | | | | | | | |
|-----------|---------|-----------|-----------------|----------|-----------------------|-----------|-------------|
| NM | No Mark | NR | National Record | Q | Qualified by standard | SB | Season Best |
| x | Failure | | | | | | |



RESULTS
比赛成绩 / RÉSULTATS

| | | | | | |
|-----------------------|---------------|-------------------------|-----|----------------|-------------|
| WORLD RECORD | 71.70m | MENEDEZ Osleydis | CUB | Helsinki (FIN) | 14 AUG 2005 |
| OLYMPIC RECORD | 71.53m | MENEDEZ Osleydis | CUB | Athens (GRE) | 27 AUG 2004 |

| Rank | Bib | Name | NOC Code | Date of Birth | 1 | 2 | 3 | Result |
|------|------|------------------------|----------|---------------|-------|-------|-------|-------------------|
| 1 | 1912 | OBBERGOLL Christina | GER | 22 AUG 1981 | 67.52 | | | 67.52 Q |
| 2 | 1833 | SAYERS Goldie | GBR | 16 JUL 1982 | 60.79 | 62.99 | | 62.99 Q |
| 3 | 2598 | MADEJCZYK Barbara | POL | 30 SEP 1976 | 62.81 | | | 62.81 Q SB |
| 4 | 1922 | MOLITOR Katharina | GER | 8 NOV 1983 | 55.65 | 53.50 | 60.92 | 60.92 q |
| 5 | 2706 | MOLDOVAN-TILEA Felicea | ROU | 29 SEP 1967 | 53.25 | 55.89 | 60.81 | 60.81 q |
| 6 | 2729 | ROBBESON Justine | RSA | 15 MAY 1985 | 56.75 | 54.26 | 59.63 | 59.63 |
| 7 | 1696 | INGBERG Mikaela | FIN | 29 JUL 1974 | 55.71 | 58.82 | 58.36 | 58.82 |
| 8 | 1453 | CRUZ Yanet | CUB | 8 FEB 1988 | 58.06 | 57.15 | 57.03 | 58.06 |
| 9 | 1093 | EVE Lavern | BAH | 16 JUN 1965 | 55.22 | 57.36 | 55.15 | 57.36 |
| 10 | 1518 | KLIMESOVA Jarmila | CZE | 9 FEB 1981 | 52.18 | 57.25 | x | 57.25 |
| 11 | 3104 | IVANKOVA OIha | UKR | 7 JAN 1973 | 55.63 | 51.98 | 57.05 | 57.05 |
| 12 | 1634 | AAVA Moonika | EST | 19 JUN 1979 | x | 56.94 | x | 56.94 |
| 13 | 2990 | PAMANG Buoban | THA | 27 DEC 1983 | 53.69 | x | 56.35 | 56.35 SB |
| 14 | 2865 | LEVEAU-AGRICOLE Lindy | SEY | 14 NOV 1973 | 56.32 | 55.90 | 50.74 | 56.32 SB |
| 15 | 2352 | EVANS Erma Gene | LCA | 25 JAN 1984 | 46.79 | 54.60 | 56.27 | 56.27 |
| 16 | 1166 | NOVIK Maryna | BLR | 19 JAN 1984 | 56.10 | x | 53.48 | 56.10 |
| 17 | 2168 | McKOY Olivia | JAM | 1 DEC 1973 | 55.51 | x | 53.85 | 55.51 |
| 18 | 3103 | LYAKHOVYCH Tetyana | UKR | 20 MAY 1979 | 55.50 | x | 53.59 | 55.50 |
| 19 | 3192 | KREINER Kim | USA | 26 JUL 1977 | 55.13 | 53.81 | 53.48 | 55.13 |
| 20 | 1368 | SONG Dan | CHN | 5 JUL 1990 | 53.11 | 54.32 | x | 54.32 |
| 21 | 1506 | TSISIOU Alexandra | CYP | 2 JUL 1981 | 53.24 | x | 47.18 | 53.24 |
| 22 | 2817 | YAKOVENKO Maria | RUS | 6 JAN 1982 | 47.90 | 51.67 | 50.49 | 51.67 |
| 23 | 2859 | AKELI Selafina | SAM | 7 DEC 1978 | 47.83 | 42.78 | 49.26 | 49.26 |
| 24 | 2057 | HJALMSDOTTIR Asdis | ISL | 28 OCT 1985 | x | x | 48.59 | 48.59 |
| 25 | 2556 | FRANCO Leryn | PAR | 1 MAR 1982 | 45.34 | x | 43.77 | 45.34 |
| 26 | 1269 | KARAPETROVA Rумыana | BUL | 7 FEB 1982 | 40.15 | - | - | 40.15 |
| | 2898 | JELACA Tatijana | SRB | 10 AUG 1990 | x | x | x | NM |

Qualification: Qualifying performance 61.50 (Q) or at least 12 best performers (q) advance to the Final

| | | | | | | | | | | | | | | | | |
|----------------|------|------|------|------|------|------|------|------|------|------|------|------|------|------|------|------|
| Starting order | 1 | 2 | 3 | 4 | 5 | 6 | 7 | 8 | 9 | 10 | 11 | 12 | 13 | 14 | 15 | 16 |
| | 2729 | 2859 | 2598 | 2817 | 1833 | 2706 | 2057 | 1506 | 1634 | 1093 | 2865 | 1518 | 2898 | 1696 | 1912 | 1166 |
| Starting order | 17 | 18 | 19 | 20 | 21 | 22 | 23 | 24 | 25 | 26 | 27 | | | | | |
| | 3104 | 2556 | 3103 | 1453 | 1269 | 2352 | 2990 | 1368 | 3192 | 1922 | 2168 | | | | | |



NATIONAL STADIUM
国家体育场
STADE NATIONAL

TUE 星期二 MAR
19 AUG 2008
10:40

ATHLETICS
田径 / ATHLÉTISME

WOMEN'S JAVELIN THROW
女子标枪 / LANCER DE JAVELOT - FEMMES

QUALIFICATION GROUP B
及格赛 - B组 / QUALIFICATIONS GROUPE B



RESULTS

比赛成绩 / RÉSULTATS

Weather conditions

Temperature: 27 °C Humidity: 64 % Conditions: Sunny

Legend:

| | | | | | | | |
|----|-------------|----|---------|---|-----------------------|---|--------------------------|
| - | Pass | NM | No Mark | Q | Qualified by standard | q | Qualified by performance |
| SB | Season Best | x | Failure | | | | |



NATIONAL STADIUM
国家体育场
STADE NATIONAL

TUE 星期二 MAR
19 AUG 2008

ATHLETICS
田径 / ATHLÉTISME

WOMEN'S JAVELIN THROW
女子标枪 / LANCER DE JAVÉLOT - FEMMES

QUALIFICATION
及格赛 / QUALIFICATIONS



RESULTS SUMMARY

比赛成绩综合 / RÉSUMÉ DES RÉSULTATS

| | | | | | |
|-----------------------|---------------|--------------------------|-----|----------------|-------------|
| WORLD RECORD | 71.70m | MENENDEZ Osleydis | CUB | Helsinki (FIN) | 14 AUG 2005 |
| OLYMPIC RECORD | 71.53m | MENENDEZ Osleydis | CUB | Athens (GRE) | 27 AUG 2004 |

| Rank | Bib | Name | NOC Code | Group | Position | Result | |
|------|------|------------------------|----------|-------|----------|--------|------|
| 1 | 1533 | SPOTAKOVA Barbora | CZE | A | 1 | 67.69 | Q |
| 2 | 1912 | OBBERGFOLL Christina | GER | B | 1 | 67.52 | Q |
| 3 | 1890 | NERIUS Steffi | GER | A | 2 | 63.94 | Q |
| 4 | 2800 | ABAKUMOVA Maria | RUS | A | 3 | 63.48 | Q |
| 5 | 1833 | SAYERS Goldie | GBR | B | 2 | 62.99 | Q |
| 6 | 2598 | MADEJCZYK Barbara | POL | B | 3 | 62.81 | Q SB |
| 7 | 1604 | CHILLA Mercedes | ESP | A | 4 | 61.81 | Q SB |
| 8 | 1395 | ZHANG Li | CHN | A | 5 | 61.77 | Q |
| 9 | 1922 | MOLITOR Katharina | GER | B | 4 | 60.92 | q |
| 10 | 2706 | MOLDOVAN-TILEA Felicea | ROU | B | 5 | 60.81 | q |
| 11 | 1468 | MENENDEZ Osleidys | CUB | A | 6 | 60.51 | q |
| 12 | 2335 | OZOLINA Sinta | LAT | A | 7 | 60.13 | q NR |
| 13 | 2729 | ROBBESON Justine | RSA | B | 6 | 59.63 | |
| 14 | 2604 | PIWNICKA Urszula | POL | A | 8 | 59.28 | |
| 15 | 1934 | LIKA Voisava | GRE | A | 9 | 59.11 | |
| 16 | 3072 | REBRYK Vira | UKR | A | 10 | 59.05 | |
| 17 | 1696 | INGBERG Mikaela | FIN | B | 7 | 58.82 | |
| 18 | 1369 | CHANG Chunfeng | CHN | A | 11 | 58.42 | |
| 19 | 1453 | CRUZ Yanet | CUB | B | 8 | 58.06 | |
| 20 | 1093 | EVE Lavern | BAH | B | 9 | 57.36 | |
| 21 | 1518 | KLIMESOVA Jarmila | CZE | B | 10 | 57.25 | |
| 22 | 2012 | SZABO Nikolett | HUN | A | 12 | 57.15 | |
| 23 | 1167 | SHYMCHUK Natallia | BLR | A | 13 | 57.11 | |
| 24 | 2658 | CRUZ Silvia | POR | A | 14 | 57.06 | |
| 25 | 3104 | IVANKOVA Olha | UKR | B | 11 | 57.05 | |
| 26 | 1634 | AAVA Moonika | EST | B | 12 | 56.94 | |
| 27 | 1242 | RESENDE Alessandra | BRA | A | 15 | 56.53 | |
| 28 | 2990 | PAMANG Buoban | THA | B | 13 | 56.35 | SB |
| 29 | 2865 | LEVEAU-AGRICOLE Lindy | SEY | B | 14 | 56.32 | SB |
| 30 | 2352 | EVANS Erma Gene | LCA | B | 15 | 56.27 | |
| 31 | 1166 | NOVIK Maryna | BLR | B | 16 | 56.10 | |
| 32 | 2367 | STASIULIONYTE Inga | LTU | A | 16 | 55.66 | |
| 33 | 3330 | VILJOEN Sunette | RSA | A | 17 | 55.58 | |
| 34 | 2168 | McKOY Olivia | JAM | B | 17 | 55.51 | |
| 35 | 3103 | LYAKHOVYCH Tetyana | UKR | B | 18 | 55.50 | |
| 36 | 3299 | SVECHNIKOVA Anastasiya | UZB | A | 18 | 55.31 | |
| 37 | 2882 | RATEJ Martinka | SLO | A | 19 | 55.30 | |
| 38 | 3192 | KREINER Kim | USA | B | 19 | 55.13 | |
| 39 | 1416 | ARAMENDIZ Zuleima | COL | A | 20 | 54.71 | |
| 40 | 2711 | STOIAN Monica | ROU | A | 21 | 54.56 | |
| 41 | 3214 | PATTERSON Kara | USA | A | 22 | 54.39 | |
| 42 | 1368 | SONG Dan | CHN | B | 20 | 54.32 | |
| 43 | 2907 | LAKMALI Nadeeka | SRI | A | 23 | 54.28 | |
| 44 | 1538 | SCHERWIN Christina | DEN | A | 24 | 53.95 | SB |
| 45 | 1506 | TSISIOU Alexandra | CYP | B | 21 | 53.24 | |
| 46 | 2307 | KIM Gyeongae | KOR | A | 25 | 53.13 | |



NATIONAL STADIUM
国家体育场
STADE NATIONAL

TUE 星期二 MAR
19 AUG 2008

ATHLETICS
田径 / ATHLÉTISME

WOMEN'S JAVELIN THROW
女子标枪 / LANCER DE JAVÉLOT - FEMMES

QUALIFICATION
及格赛 / QUALIFICATIONS



RESULTS SUMMARY

比赛成绩综合 / RÉSUMÉ DES RÉSULTATS

| Rank | Bib | Name | NOC Code | Group | Position | Result |
|------|------|---------------------|----------|-------|----------|--------|
| 47 | 2817 | YAKOVENKO Maria | RUS | B | 22 | 51.67 |
| 48 | 3307 | GONZALEZ Maria | VEN | A | 26 | 50.51 |
| 49 | 2859 | AKELI Selafina | SAM | B | 23 | 49.26 |
| 50 | 2057 | HJALMSDOTTIR Asdis | ISL | B | 24 | 48.59 |
| 51 | 2556 | FRANCO Leryn | PAR | B | 25 | 45.34 |
| 52 | 1269 | KARAPETROVA Rумыana | BUL | B | 26 | 40.15 |
| | 2068 | BANI Zahra | ITA | A | | NM |
| | 2898 | JELACA Tatijana | SRB | B | | NM |

Qualification: Qualifying performance 61.50 (Q) or at least 12 best performers (q) advance to the Final

| | | | | | | |
|-----------------------|---------------------------|--------------------------------|-----------------------------------|--|--|--|
| Legend: | | | | | | |
| NM No Mark | NR National Record | Q Qualified by standard | q Qualified by performance | | | |
| SB Season Best | | | | | | |



NATIONAL STADIUM
国家体育场
STADE NATIONAL

THU 星期四 JEU
21 AUG 2008
19:20

ATHLETICS
田径 / ATHLÉTISME

WOMEN'S JAVELIN THROW
女子标枪 / LANCER DE JAVÉLOT - FEMMES

FINAL
决赛 / FINALE



RESULTS

比赛成绩 / RÉSULTATS

| | | | | | |
|-----------------------|---------------|--------------------------|-----|----------------|-------------|
| WORLD RECORD | 71.70m | MENENDEZ Osleidys | CUB | Helsinki (FIN) | 14 AUG 2005 |
| OLYMPIC RECORD | 71.53m | MENENDEZ Osleidys | CUB | Athens (GRE) | 27 AUG 2004 |

| Rank | Bib | Name | NOC Code | Date of Birth | 1 | 2 | 3 | 4 | 5 | 6 | Result | |
|------|------|------------------------|----------|---------------|-------|-------|-------|-------|-------|-------|--------------|----|
| 1 | 1533 | SPOTAKOVA Barbora | CZE | 30 JUN 1981 | 69.22 | 67.04 | x | 64.92 | x | 71.42 | 71.42 | AR |
| 2 | 2800 | ABAKUMOVA Maria | RUS | 15 JAN 1986 | 69.32 | 69.08 | x | 70.78 | x | 67.52 | 70.78 | NR |
| 3 | 1912 | OBBERG FOLL Christina | GER | 22 AUG 1981 | 66.13 | x | 63.34 | x | x | x | 66.13 | |
| 4 | 1833 | SAYERS Goldie | GBR | 16 JUL 1982 | 65.75 | 59.40 | 62.92 | 59.72 | 65.03 | 56.83 | 65.75 | NR |
| 5 | 1890 | NERIUS Steffi | GER | 1 JUL 1972 | 64.05 | 62.25 | 59.97 | x | x | 65.29 | 65.29 | |
| 6 | 1468 | MENENDEZ Osleidys | CUB | 14 NOV 1979 | 63.35 | x | x | x | x | x | 63.35 | |
| 7 | 2598 | MADEJCZYK Barbara | POL | 30 SEP 1976 | 58.74 | 59.16 | 58.67 | x | 58.21 | 62.02 | 62.02 | |
| 8 | 1922 | MOLITOR Katharina | GER | 8 NOV 1983 | 53.19 | 57.37 | 59.64 | 58.81 | 56.72 | 57.00 | 59.64 | |
| 9 | 1604 | CHILLA Mercedes | ESP | 19 JAN 1980 | x | 57.94 | 58.13 | | | | 58.13 | |
| 10 | 1395 | ZHANG Li | CHN | 17 JAN 1989 | 54.69 | x | 56.14 | | | | 56.14 | |
| 11 | 2335 | OZOLINA Sinta | LAT | 26 FEB 1988 | 50.67 | 53.38 | 52.23 | | | | 53.38 | |
| 12 | 2706 | MOLDOVAN-TILEA Felicea | ROU | 29 SEP 1967 | 53.04 | x | 52.80 | | | | 53.04 | |

| Starting order | 1 | 2 | 3 | 4 | 5 | 6 | 7 | 8 | 9 | 10 | 11 | 12 |
|----------------------|------|------|------|------|------|------|------|------|------|------|------|------|
| Initial | 2598 | 1395 | 1922 | 1912 | 2800 | 2335 | 2706 | 1890 | 1604 | 1833 | 1533 | 1468 |
| 4th and 5th attempts | 2598 | 1922 | 1468 | 1890 | 1833 | 1912 | 1533 | 2800 | | | | |
| 6th attempt | 2598 | 1922 | 1468 | 1890 | 1833 | 1912 | 1533 | 2800 | | | | |

Weather conditions

Temperature: 22 °C Humidity: 83 % Conditions: Light Rain

| | | | | | | |
|----------------|----|-------------|----|-----------------|---|---------|
| Legend: | AR | Area Record | NR | National Record | x | Failure |
|----------------|----|-------------|----|-----------------|---|---------|



RESULTS
比赛成绩 / RÉSULTATS

CORRECTED

| | | | | | |
|----------------------------------|--------------|-----------------------------|-----|-------------|-------------|
| WORLD HEPTATHLON RECORD | 7291 | JOYNER-KERSEE Jackie | USA | Seoul (KOR) | 24 SEP 1988 |
| OLYMPIC HEPTATHLON RECORD | 7291 | JOYNER-KERSEE Jackie | USA | Seoul (KOR) | 24 SEP 1988 |
| WORLD HEPTATHLON BEST | 12.62 | BARBER Eunice | FRA | Arles (FRA) | 4 JUN 2005 |
| OLYMPIC HEPTATHLON BEST | 12.69 | JOYNER-KERSEE Jackie | USA | Seoul (KOR) | 23 SEP 1988 |

HEAT 1 Start Time: 9:00 Wind: +0.2 m/s

| Rank | Bib | Name | NOC Code | Date of Birth | Lane | Reaction Time | Fn | Result | Points |
|------|------|---------------------------|----------|---------------|------|---------------|----|--------|----------|
| 1 | 2489 | HOOS Laurien | NED | 18 AUG 1983 | 8 | 0.174 | | 13.52 | 1047 =PB |
| 2 | 1404 | LIU Haili | CHN | 24 DEC 1982 | 7 | 0.199 | | 13.56 | 1041 PB |
| 3 | 2617 | TYMINSKA Karolina | POL | 4 OCT 1984 | 2 | 0.177 | | 13.62 | 1033 PB |
| 4 | 2020 | JAVUR Shobha Jagadeeshppa | IND | 14 JAN 1978 | 6 | 0.210 | | 13.62 | 1033 PB |
| 5 | 1058 | WHEELER Kylie | AUS | 17 JAN 1980 | 9 | 0.180 | | 13.68 | 1024 SB |
| 6 | 1465 | QUINTANA Gretchen | CUB | 30 JUN 1984 | 1 | 0.171 | | 13.77 | 1011 |
| 7 | 2928 | ZUBLIN Linda | SUI | 21 MAR 1986 | 5 | 0.191 | | 13.90 | 993 |
| 8 | 2032 | GUDANDA Pramila Ganapathy | IND | 8 MAR 1977 | 4 | 0.406 | | 13.97 | 983 |
| 9 | 2018 | SINGHA ROY Susmita | IND | 26 MAR 1984 | 3 | 0.262 | | 14.11 | 963 |

HEAT 2 Start Time: 9:08 Wind: 0.0 m/s

| Rank | Bib | Name | NOC Code | Date of Birth | Lane | Reaction Time | Fn | Result | Points |
|------|------|--------------------|----------|---------------|------|---------------|----|--------|---------|
| 1 | 3079 | DOBRYNSKA Nataliia | UKR | 29 MAY 1982 | 2 | 0.192 | | 13.44 | 1059 PB |
| 2 | 2490 | KEIZER Jolanda | NED | 5 APR 1985 | 4 | 0.247 | | 13.90 | 993 SB |
| 3 | 2989 | WINATHO Wassana | THA | 30 JUN 1980 | 9 | 0.211 | | 13.93 | 988 SB |
| 4 | 1931 | STRATAKI Argyro | GRE | 3 AUG 1975 | 7 | 0.224 | | 14.05 | 971 SB |
| 5 | 1808 | HOLLMAN Julie | GBR | 16 FEB 1977 | 3 | 0.195 | | 14.43 | 918 |
| 6 | 1638 | KAND Kaie | EST | 31 MAR 1984 | 5 | 0.242 | | 14.47 | 913 |
| 7 | 2003 | FARKAS Gyorgyi | HUN | 13 FEB 1985 | 8 | 0.236 | | 14.66 | 887 |
| 8 | 1194 | MAKSIMAVA Yana | BLR | 9 JAN 1989 | 1 | 0.247 | | 14.71 | 880 |
| | 2237 | NAUMENKO Irina | KAZ | 13 FEB 1980 | 6 | | | DNF | 0 |

HEAT 3 Start Time: 9:16 Wind: +0.8 m/s

| Rank | Bib | Name | NOC Code | Date of Birth | Lane | Reaction Time | Fn | Result | Points |
|------|------|---------------------|----------|---------------|------|---------------|----|--------|--------|
| 1 | 2328 | GRABUSTE Aiga | LAT | 24 MAR 1988 | 4 | 0.215 | | 13.78 | 1010 |
| 2 | 1699 | KELO Niina | FIN | 26 MAR 1980 | 3 | 0.135 | | 13.95 | 985 PB |
| 3 | 3293 | TARASOVA Yuliya | UZB | 13 MAR 1986 | 7 | 0.242 | | 14.03 | 974 PB |
| 4 | 2535 | MARCUSSEN Ida | NOR | 1 NOV 1987 | 5 | 0.158 | F1 | 14.07 | 968 PB |
| 5 | 2546 | WARDELL Rebecca | NZL | 21 DEC 1977 | 6 | 0.252 | | 14.07 | 968 SB |
| 6 | 2374 | ZEMAITYTE Viktorija | LTU | 11 MAR 1985 | 2 | 0.175 | | 14.44 | 917 |
| 7 | 2370 | SKUJYTE Austra | LTU | 12 AUG 1979 | 8 | 0.180 | | 14.46 | 914 SB |

HEAT 4 Start Time: 9:24 Wind: +0.5 m/s

| Rank | Bib | Name | NOC Code | Date of Birth | Lane | Reaction Time | Fn | Result | Points |
|------|------|----------------------------|----------|---------------|------|---------------|----|--------|----------|
| 1 | 1872 | KESSELSCHLAGER Sonja | GER | 20 JAN 1978 | 3 | 0.225 | F2 | 13.50 | 1050 =SB |
| 2 | 1247 | SILVA Lucimara | BRA | 10 JUL 1985 | 8 | 0.177 | | 13.55 | 1043 |
| 3 | 1728 | COLLONVILLE Marie | FRA | 23 NOV 1973 | 2 | 0.169 | | 13.57 | 1040 PB |
| 4 | 1913 | OESER Jennifer | GER | 29 NOV 1983 | 7 | 0.217 | F1 | 13.57 | 1040 |
| 5 | 2790 | CHERNOVA Tatiana | RUS | 29 JAN 1988 | 4 | 0.213 | | 13.65 | 1028 |
| 6 | 1899 | SCHWARZKOPF Lilli | GER | 28 AUG 1983 | 6 | 0.178 | | 13.73 | 1017 |
| 7 | 2573 | CHUDZIK Kamila | POL | 12 SEP 1986 | 1 | 0.221 | | 13.79 | 1008 |
| 8 | 1755 | NANA DJIMOU IDA Antoinette | FRA | 2 AUG 1985 | 9 | 0.172 | | 13.85 | 1000 |
| | 3064 | BLONSKA Lyudmila | UKR | 9 NOV 1977 | 5 | | | DQ | |



NATIONAL STADIUM
国家体育场
STADE NATIONAL

FRI 星期五 VEN
15 AUG 2008

ATHLETICS
田径 / ATHLÉTISME

WOMEN'S HEPTATHLON
女子七项全能 / HEPTATHLON - FEMMES

100m HURDLES
100米栏 / 100 m HAIES



RESULTS
比赛成绩 / RÉSULTATS

CORRECTED

HEAT 5

Start Time: 9:32

Wind: +0.4 m/s

| Rank | Bib | Name | NOC Code | Date of Birth | Lane | Reaction Time | Fn | Result | Points |
|------|------|-------------------|----------|---------------|------|---------------|----|--------|---------|
| 1 | 3170 | FOUNTAIN Hyleas | USA | 14 JAN 1981 | 2 | 0.226 | | 12.78 | 1158 |
| 2 | 1301 | ZELINKA Jessica | CAN | 3 SEP 1981 | 3 | 0.179 | | 12.97 | 1129 PB |
| 3 | 2789 | BOGDANOVA Anna | RUS | 21 OCT 1984 | 4 | 0.126 | | 13.09 | 1111 PB |
| 4 | 1837 | SOTHERTON Kelly | GBR | 13 NOV 1976 | 8 | 0.214 | | 13.18 | 1097 PB |
| 5 | 3267 | JOHNSON Jackie | USA | 8 SEP 1984 | 5 | 0.192 | | 13.22 | 1091 |
| 6 | 3071 | MELNICHENKO Ganna | UKR | 24 APR 1983 | 1 | 0.163 | | 13.52 | 1047 |
| 7 | 2788 | KURBAN Olga | RUS | 16 DEC 1987 | 9 | 0.195 | | 13.77 | 1011 |
| 8 | 1534 | SCERBOVA Denisa | CZE | 21 AUG 1986 | 6 | 0.180 | | 13.88 | 995 |
| 9 | 3218 | PICKLER Diana | USA | 9 DEC 1983 | 7 | 0.187 | | 14.28 | 939 |

Weather conditions at the beginning of the 1st heat

Temperature: 27 °C Humidity: 77 % Conditions: Cloudy

Note
BLONSKA Lyudmila (UKR) disqualified due to violation of anti-doping rules

Legend:
=PB Equal Personal Best =SB Equal Season Best DNF Did not Finish DQ Disqualified
Fn False start PB Personal Best SB Season Best



RESULTS
比赛成绩 / RÉSULTATS

CORRECTED

| | | | | |
|---------------------------|---------------------------|-----|-----------------|-------------|
| WORLD HEPTATHLON RECORD | 7291 JOYNER-KERSEE Jackie | USA | Seoul (KOR) | 24 SEP 1988 |
| OLYMPIC HEPTATHLON RECORD | 7291 JOYNER-KERSEE Jackie | USA | Seoul (KOR) | 24 SEP 1988 |
| WORLD HEPTATHLON BEST | 1.97m HELLEBAUT Tia | BEL | Gotzis (AUT) | 27 MAY 2006 |
| OLYMPIC HEPTATHLON BEST | 1.94m BRAUN Sabine | GER | Barcelona (ESP) | 1 AUG 1992 |

| Rank | Bib | Name | NOC Code | Date of Birth | 1.50 | 1.53 | 1.56 | 1.59 | 1.62 | 1.65 | 1.68 | Result | Points (Tot. Pts) |
|------|------|----------------------------|----------|---------------|------|------|------|------|------|------|------|--------|-------------------|
| | | | | | 1.71 | 1.74 | 1.77 | 1.80 | 1.83 | 1.86 | | | |
| 1 | 2490 | KEIZER Jolanda | NED | 5 APR 1985 | - | - | - | - | - | - | o | 1.83 | 1016 (2009) PB |
| 2 | 2790 | CHERNOVA Tatiana | RUS | 29 JAN 1988 | - | - | - | - | - | - | o | 1.83 | 1016 (2044) SB |
| 3 | 3079 | DOBRYNSKA Nataliia | UKR | 29 MAY 1982 | - | - | - | - | - | - | - | 1.80 | 978 (2037) SB |
| 4 | 1301 | ZELINKA Jessica | CAN | 3 SEP 1981 | - | - | - | - | - | - | o | 1.77 | 941 (2070) PB |
| 5 | 2788 | KURBAN Olga | RUS | 16 DEC 1987 | - | - | - | - | - | - | o | 1.77 | 941 (1952) =SB |
| 6 | 2328 | GRABUSTE Aiga | LAT | 24 MAR 1988 | - | - | - | - | xo | o | o | 1.77 | 941 (1951) |
| 7 | 2573 | CHUDZIK Kamila | POL | 12 SEP 1986 | - | - | - | o | - | o | o | 1.77 | 941 (1949) SB |
| 8 | 1404 | LIU Haili | CHN | 24 DEC 1982 | - | - | o | o | o | o | o | 1.77 | 941 (1982) PB |
| 9 | 2617 | TYMINSKA Karolina | POL | 4 OCT 1984 | - | - | - | o | o | - | o | 1.77 | 941 (1974) PB |
| 10 | 2032 | GUDANDA Pramila Ganapathy | IND | 8 MAR 1977 | - | - | o | - | o | o | o | 1.74 | 903 (1886) =PB |
| 11 | 2374 | ZEMAITYTE Viktorija | LTU | 11 MAR 1985 | - | o | o | o | o | o | xo | 1.74 | 903 (1820) |
| 12 | 2535 | MARCUSSEN Ida | NOR | 1 NOV 1987 | - | - | - | - | - | o | o | 1.71 | 867 (1835) PB |
| 13 | 1755 | NANA DJIMOU IDA Antoinette | FRA | 2 AUG 1985 | - | - | - | - | o | o | xo | 1.71 | 867 (1867) PB |
| 14 | 2546 | WARDELL Rebecca | NZL | 21 DEC 1977 | - | o | o | o | o | o | o | 1.71 | 867 (1835) PB |
| 15 | 1465 | QUINTANA Gretchen | CUB | 30 JUN 1984 | - | - | o | - | o | o | xxo | 1.68 | 830 (1841) |
| 16 | 2020 | JAVUR Shobha Jagadeeshppa | IND | 14 JAN 1978 | o | o | o | o | xo | xo | xxx | 1.65 | 795 (1828) =SB |
| 17 | 2489 | HOOS Laurien | NED | 18 AUG 1983 | - | - | o | xo | xxo | xo | xxx | 1.65 | 795 (1842) |
| 18 | 1699 | KELO Niina | FIN | 26 MAR 1980 | - | o | o | o | xo | xxo | xxx | 1.65 | 795 (1780) PB |
| 19 | 1638 | KAND Kaie | EST | 31 MAR 1984 | - | - | - | xxo | o | xxo | xxx | 1.65 | 795 (1708) |
| 20 | 2928 | ZUBLIN Linda | SUI | 21 MAR 1986 | - | o | o | o | xo | xxx | | 1.62 | 759 (1752) |
| | 2237 | NAUMENKO Irina | KAZ | 13 FEB 1980 | | | | | | | | DNS | |

Weather conditions

Temperature: 30 °C Humidity: 35 % Conditions: Sunny

Result of Bib 2237 corrected as DNS

| | | | | |
|----------------|------------------|-------------------------|-----------------------|-------------------|
| Legend: | - Pass | =PB Equal Personal Best | =SB Equal Season Best | DNS Did not Start |
| o Clearance | PB Personal Best | SB Season Best | Tot. Pts Total points | |
| x Failure | | | | |



RESULTS
比赛成绩 / RÉSULTATS

CORRECTED

| | | | | | |
|-------------------------|-------|---------------|-----|-----------------|-------------|
| WORLD HEPTATHLON BEST | 1.97m | HELLEBAUT Tia | BEL | Gotzis (AUT) | 27 MAY 2006 |
| OLYMPIC HEPTATHLON BEST | 1.94m | BRAUN Sabine | GER | Barcelona (ESP) | 1 AUG 1992 |

| Rank | Bib | Name | NOC Code | Date of Birth | 1.50 | 1.53 | 1.56 | 1.59 | 1.62 | 1.65 | 1.68 | Result | Points (Tot. Pts) |
|------|------|----------------------|----------|---------------|------|------|------|------|------|------|------|--------|----------------------|
| | | | | | 1.71 | 1.74 | 1.77 | 1.80 | 1.83 | 1.86 | 1.89 | | |
| | | | | | 1.92 | | | | | | | | |
| 1 | 3170 | FOUNTAIN Hyleas | USA | 14 JAN 1981 | - | - | - | - | - | - | - | 1.89 | 1093 (2251) PB |
| | | | | | o | o | xo | o | o | o | o | | |
| | | | | | xxx | | | | | | | | |
| 2 | 1058 | WHEELER Kylie | AUS | 17 JAN 1980 | - | - | - | - | - | - | - | 1.89 | 1093 (2117) PB |
| | | | | | o | o | xxo | o | xxo | o | xo | | |
| | | | | | xxx | | | | | | | | |
| 3 | 2789 | BOGDANOVA Anna | RUS | 21 OCT 1984 | - | - | - | - | - | - | - | 1.86 | 1054 (2165) |
| | | | | | o | o | o | xo | xo | xo | xxx | | |
| | | | | | | | | | | | | | |
| 4 | 1728 | COLLONVILLE Marie | FRA | 23 NOV 1973 | - | - | - | - | - | - | - | 1.86 | 1054 (2094) |
| | | | | | o | o | o | xo | o | xxo | xxx | | |
| | | | | | | | | | | | | | |
| 5 | 1247 | SILVA Lucimara | BRA | 10 JUL 1985 | - | - | o | o | - | o | o | 1.83 | 1016 (2059) PB |
| | | | | | o | o | o | o | o | xxx | | | |
| | | | | | | | | | | | | | |
| 6 | 1837 | SOTHERTON Kelly | GBR | 13 NOV 1976 | - | - | - | - | - | - | - | 1.83 | 1016 (2113) SB |
| | | | | | - | o | o | o | xxo | xxx | | | |
| | | | | | | | | | | | | | |
| 7 | 3071 | MELNICHENKO Ganna | UKR | 24 APR 1983 | - | - | - | - | - | - | o | 1.80 | 978 (2025) =SB |
| | | | | | xo | o | o | o | xxx | | | | |
| | | | | | | | | | | | | | |
| 8 | 1899 | SCHWARZKOPF Lilli | GER | 28 AUG 1983 | - | - | - | - | - | - | - | 1.80 | 978 (1995) |
| | | | | | o | o | o | xxo | xxx | | | | |
| | | | | | | | | | | | | | |
| 9 | 1913 | OESER Jennifer | GER | 29 NOV 1983 | - | - | - | - | - | - | - | 1.80 | 978 (2018) |
| | | | | | o | o | xxo | xxo | xxx | | | | |
| | | | | | | | | | | | | | |
| 10 | 2370 | SKUJYTE Austra | LTU | 12 AUG 1979 | - | - | - | - | - | - | - | 1.77 | 941 (1855) |
| | | | | | o | o | o | xxx | | | | | |
| | | | | | | | | | | | | | |
| 11 | 3267 | JOHNSON Jackie | USA | 8 SEP 1984 | - | - | - | - | o | - | o | 1.77 | 941 (2032) |
| | | | | | - | xo | o | xxx | | | | | |
| | | | | | | | | | | | | | |
| 12 | 1872 | KESSELSCHLAGER Sonja | GER | 20 JAN 1978 | - | - | - | - | - | o | - | 1.77 | 941 (1991) |
| | | | | | o | xo | xo | xxx | | | | | |
| | | | | | | | | | | | | | |
| 13 | 1808 | HOLLMAN Julie | GBR | 16 FEB 1977 | - | - | - | - | o | o | o | 1.77 | 941 (1859) |
| | | | | | o | o | xxo | xxx | | | | | |
| | | | | | | | | | | | | | |
| 14 | 2003 | FARKAS Gyorgyi | HUN | 13 FEB 1985 | - | - | - | - | - | o | xo | 1.74 | 903 (1790) |
| | | | | | o | o | xxx | | | | | | |
| | | | | | | | | | | | | | |
| 15 | 1194 | MAKSIMAVA Yana | BLR | 9 JAN 1989 | - | - | - | - | - | - | o | 1.74 | 903 (1783) |
| | | | | | o | xxo | xxx | | | | | | |
| | | | | | | | | | | | | | |
| 16 | 3293 | TARASOVA Yuliya | UZB | 13 MAR 1986 | - | - | - | - | - | o | o | 1.71 | 867 (1841) |
| | | | | | o | xxx | | | | | | | |
| | | | | | | | | | | | | | |
| 17 | 2018 | SINGHA ROY Susmita | IND | 26 MAR 1984 | o | - | - | o | xxo | o | o | 1.71 | 867 (1830) |
| | | | | | o | xxx | | | | | | | |
| | | | | | | | | | | | | | |



NATIONAL STADIUM
国家体育场
STADE NATIONAL

FRI 星期五 VEN
15 AUG 2008
10:30

ATHLETICS
田径 / ATHLÉTISME

WOMEN'S HEPTATHLON
女子七项全能 / HEPTATHLON - FEMMES

HIGH JUMP - GROUP B
跳高-B组 / SAUT EN HAUTEUR - GROUPE B



RESULTS

比赛成绩 / RÉSULTATS

CORRECTED

| Rank | Bib | Name | NOC Code | Date of Birth | 1.50 | 1.53 | 1.56 | 1.59 | 1.62 | 1.65 | 1.68 | Result | Points (Tot. Pts) |
|------|------|------------------|----------|---------------|------|------|------|------|------|------|------|--------|----------------------|
| | | | | | 1.71 | 1.74 | 1.77 | 1.80 | 1.83 | 1.86 | 1.89 | | |
| | | | | | 1.92 | | | | | | | | |
| 18 | 1931 | STRATAKI Argyro | GRE | 3 AUG 1975 | - | - | - | - | o | xxo | o | 1.68 | 830 (1801) |
| 19 | 2989 | WINATHO Wassana | THA | 30 JUN 1980 | - | - | - | - | o | o | xo | 1.68 | 830 (1818) |
| 20 | 1534 | SCERBOVA Denisa | CZE | 21 AUG 1986 | - | - | - | o | o | o | xxx | 1.65 | 795 (1790) |
| | 3064 | BLONSKA Lyudmila | UKR | 9 NOV 1977 | | | | | | | | DQ | |
| | 3218 | PICKLER Diana | USA | 9 DEC 1983 | | | | | | | | DNS | |

Weather conditions

Temperature: 30 °C Humidity: 35 % Conditions: Sunny

Note
BLONSKA Lyudmila (UKR) disqualified due to violation of anti-doping rules

Legend:
- Pass =SB Equal Season Best DNS Did not Start DQ Disqualified
o Clearance PB Personal Best SB Season Best Tot. Pts Total points
x Failure



RESULTS
比赛成绩 / RÉSULTATS

CORRECTED

| | | | | | |
|---------------------------|--------|----------------------|-----|--------------|-------------|
| WORLD HEPTATHLON RECORD | 7291 | JOYNER-KERSEE Jackie | USA | Seoul (KOR) | 24 SEP 1988 |
| OLYMPIC HEPTATHLON RECORD | 7291 | JOYNER-KERSEE Jackie | USA | Seoul (KOR) | 24 SEP 1988 |
| WORLD HEPTATHLON BEST | 17.03m | SKUJYTE Austra | LTU | Osaka (JPN) | 25 AUG 2007 |
| OLYMPIC HEPTATHLON BEST | 16.40m | SKUJYTE Austra | LTU | Athens (GRE) | 20 AUG 2004 |

| Rank | Bib | Name | NOC Code | Date of Birth | 1 | 2 | 3 | Result | Points (Tot. Pts) | |
|------|------|----------------------|----------|---------------|-------|-------|-------|--------------|-----------------------|-----|
| 1 | 3079 | DOBRYNSKA Nataliia | UKR | 29 MAY 1982 | 16.23 | 17.29 | 16.28 | 17.29 | 1015 (3052) | PB |
| 2 | 2370 | SKUJYTE Austra | LTU | 12 AUG 1979 | 16.79 | 16.30 | 17.02 | 17.02 | 997 (2852) | SB |
| 3 | 2490 | KEIZER Jolanda | NED | 5 APR 1985 | x | 15.15 | x | 15.15 | 871 (2880) | PB |
| 4 | 2489 | HOOS Laurien | NED | 18 AUG 1983 | 14.98 | 14.83 | x | 14.98 | 860 (2702) | SB |
| 5 | 1699 | KELO Niina | FIN | 26 MAR 1980 | 14.80 | 14.82 | 14.64 | 14.82 | 849 (2629) | |
| 6 | 1899 | SCHWARZKOPF Lilli | GER | 28 AUG 1983 | 14.00 | 14.61 | 13.83 | 14.61 | 835 (2830) | PB |
| 7 | 2573 | CHUDZIK Kamila | POL | 12 SEP 1986 | 13.43 | 14.32 | 14.34 | 14.34 | 817 (2766) | SB |
| 8 | 1872 | KESSELSCHLAGER Sonja | GER | 20 JAN 1978 | 13.06 | 13.11 | 14.33 | 14.33 | 816 (2807) | =SB |
| 9 | 2546 | WARDELL Rebecca | NZL | 21 DEC 1977 | 14.28 | 14.09 | x | 14.28 | 813 (2648) | |
| 10 | 2789 | BOGDANOVA Anna | RUS | 21 OCT 1984 | 14.04 | 14.08 | 14.08 | 14.08 | 799 (2964) | |
| 11 | 2617 | TYMINSKA Karolina | POL | 4 OCT 1984 | 14.08 | x | 13.72 | 14.08 | 799 (2773) | |
| 12 | 1837 | SOTHERTON Kelly | GBR | 13 NOV 1976 | 13.87 | 13.66 | 13.57 | 13.87 | 785 (2898) | |
| 13 | 2788 | KURBAN Olga | RUS | 16 DEC 1987 | 13.55 | 13.26 | 13.84 | 13.84 | 783 (2735) | PB |
| 14 | 1301 | ZELINKA Jessica | CAN | 3 SEP 1981 | 13.34 | 13.25 | 13.79 | 13.79 | 780 (2850) | |
| 15 | 1913 | OESER Jennifer | GER | 29 NOV 1983 | 13.49 | 13.62 | x | 13.62 | 769 (2787) | |
| 16 | 1194 | MAKSIMAVA Yana | BLR | 9 JAN 1989 | 13.60 | x | 13.25 | 13.60 | 767 (2550) | |
| 17 | 3170 | FOUNTAIN Hyleas | USA | 14 JAN 1981 | 13.36 | 12.25 | 12.11 | 13.36 | 751 (3002) | |
| 18 | 1931 | STRATAKI Argyro | GRE | 3 AUG 1975 | 13.08 | 13.22 | x | 13.22 | 742 (2543) | |



NATIONAL STADIUM
国家体育场
STADE NATIONAL

FRI 星期五 VEN
15 AUG 2008
19:00

ATHLETICS
田径 / ATHLÉTISME

WOMEN'S HEPTATHLON
女子七项全能 / HEPTATHLON - FEMMES

SHOT PUT - GROUP A
铅球-A组 / LANCER DE POIDS - GROUPE A



RESULTS

比赛成绩 / RÉSULTATS

CORRECTED

| Rank | Bib | Name | NOC Code | Date of Birth | 1 | 2 | 3 | Result | Points (Tot. Pts) |
|------|------|----------------------------|----------|---------------|-------|-------|-------|--------|-------------------|
| 19 | 3071 | MELNICHENKO Ganna | UKR | 24 APR 1983 | 12.57 | 13.18 | x | 13.18 | 739 (2764) |
| 20 | 1755 | NANA DJIMOU IDA Antoinette | FRA | 2 AUG 1985 | 12.42 | 12.47 | 13.12 | 13.12 | 735 (2602) |
| 21 | 2535 | MARCUSSEN Ida | NOR | 1 NOV 1987 | 12.97 | 12.82 | x | 12.97 | 725 (2560) |
| | 3064 | BLONSKA Lyudmila | UKR | 9 NOV 1977 | | | | DQ | |

Weather conditions

Temperature: 29 °C Humidity: 39 % Conditions: Partly cloudy

Note

BLONSKA Lyudmila (UKR) disqualified due to violation of anti-doping rules

Legend:

=SB Equal Season Best DQ Disqualified PB Personal Best SB Season Best
Tot. Pts Total points x Failure



RESULTS
比赛成绩 / RÉSULTATS

| | | | | | |
|---------------------------|--------|----------------------|-----|--------------|-------------|
| WORLD HEPTATHLON RECORD | 7291 | JOYNER-KERSEE Jackie | USA | Seoul (KOR) | 24 SEP 1988 |
| OLYMPIC HEPTATHLON RECORD | 7291 | JOYNER-KERSEE Jackie | USA | Seoul (KOR) | 24 SEP 1988 |
| WORLD HEPTATHLON BEST | 17.03m | SKUJYTE Austra | LTU | Osaka (JPN) | 25 AUG 2007 |
| OLYMPIC HEPTATHLON BEST | 16.40m | SKUJYTE Austra | LTU | Athens (GRE) | 20 AUG 2004 |

| Rank | Bib | Name | NOC Code | Date of Birth | 1 | 2 | 3 | Result | Points (Tot. Pts) |
|------|------|---------------------------|----------|---------------|-------|-------|-------|--------|-------------------|
| 1 | 2374 | ZEMAITYTE Viktorija | LTU | 11 MAR 1985 | 13.37 | 14.01 | 13.54 | 14.01 | 795 (2615) PB |
| 2 | 1465 | QUINTANA Gretchen | CUB | 30 JUN 1984 | 13.10 | 13.07 | 12.95 | 13.10 | 734 (2575) |
| 3 | 2020 | JAVUR Shobha Jagadeeshppa | IND | 14 JAN 1978 | 12.33 | 13.07 | 12.86 | 13.07 | 732 (2560) |
| 4 | 1058 | WHEELER Kylie | AUS | 17 JAN 1980 | 13.06 | 13.04 | 12.76 | 13.06 | 731 (2848) SB |
| 5 | 1638 | KAND Kaie | EST | 31 MAR 1984 | 12.08 | x | 12.91 | 12.91 | 721 (2429) |
| 6 | 2790 | CHERNOVA Tatiana | RUS | 29 JAN 1988 | 11.74 | 12.88 | x | 12.88 | 719 (2763) |
| 7 | 1404 | LIU Haili | CHN | 24 DEC 1982 | 12.51 | 12.71 | 12.54 | 12.71 | 708 (2690) |
| 8 | 2328 | GRABUSTE Aiga | LAT | 24 MAR 1988 | 12.61 | 12.70 | x | 12.70 | 707 (2658) |
| 9 | 3293 | TARASOVA Yuliya | UZB | 13 MAR 1986 | 12.12 | 10.49 | 12.60 | 12.60 | 701 (2542) |
| 10 | 1808 | HOLLMAN Julie | GBR | 16 FEB 1977 | 11.78 | 12.45 | 11.81 | 12.45 | 691 (2550) |
| 11 | 1728 | COLLONVILLE Marie | FRA | 23 NOV 1973 | 11.27 | 12.42 | 12.03 | 12.42 | 689 (2783) PB |
| 12 | 2928 | ZUBLIN Linda | SUI | 21 MAR 1986 | 12.34 | 11.69 | 11.89 | 12.34 | 684 (2436) |
| 13 | 2003 | FARKAS Gyorgyi | HUN | 13 FEB 1985 | 11.95 | 12.06 | 11.52 | 12.06 | 665 (2455) |
| 14 | 3267 | JOHNSON Jackie | USA | 8 SEP 1984 | 11.31 | 10.91 | 11.82 | 11.82 | 649 (2681) |
| 15 | 2032 | GUDANDA Pramila Ganapathy | IND | 8 MAR 1977 | 11.65 | 11.66 | 11.09 | 11.66 | 639 (2525) |
| 16 | 1247 | SILVA Lucimara | BRA | 10 JUL 1985 | 11.59 | x | 11.28 | 11.59 | 634 (2693) |
| 17 | 2018 | SINGHA ROY Susmita | IND | 26 MAR 1984 | 11.13 | 11.27 | 10.74 | 11.27 | 613 (2443) |
| | 2237 | NAUMENKO Irina | KAZ | 13 FEB 1980 | | | | DNS | |



NATIONAL STADIUM
 国家体育场
 STADE NATIONAL

FRI 星期五 VEN
 15 AUG 2008
 19:00

ATHLETICS
 田径 / ATHLÉTISME

WOMEN'S HEPTATHLON
 女子七项全能 / HEPTATHLON - FEMMES

SHOT PUT - GROUP B
 铅球-B组 / LANCER DE POIDS - GROUPE B



RESULTS

比赛成绩 / RÉSULTATS

| Rank | Bib Name | NOC Code | Date of Birth | 1 | 2 | 3 | Result | Points (Tot. Pts) |
|------|----------------------|----------|---------------|---|---|---|--------|-------------------|
| | 3218 PICKLER Diana | USA | 9 DEC 1983 | | | | DNS | |
| | 1534 SCERBOVA Denisa | CZE | 21 AUG 1986 | | | | DNS | |
| | 2989 WINATHO Wassana | THA | 30 JUN 1980 | | | | DNS | |

Weather conditions

Temperature: 29 °C Humidity: 39 % Conditions: Partly cloudy

| | | | | | |
|----------------|---------------|----|---------------|----|-----------------------|
| Legend: | | | | | |
| DNS | Did not Start | PB | Personal Best | SB | Season Best |
| x | Failure | | | | Tot. Pts Total points |





RESULTS

比赛成绩 / RÉSULTATS

CORRECTED

| | | | | | |
|----------------------------------|--------------|-----------------------------|-----|------------------------|-------------|
| WORLD HEPTATHLON RECORD | 7291 | JOYNER-KERSEE Jackie | USA | Seoul (KOR) | 24 SEP 1988 |
| OLYMPIC HEPTATHLON RECORD | 7291 | JOYNER-KERSEE Jackie | USA | Seoul (KOR) | 24 SEP 1988 |
| WORLD HEPTATHLON BEST | 22.30 | JOYNER-KERSEE Jackie | USA | Indianapolis, IN (USA) | 15 JUL 1988 |
| OLYMPIC HEPTATHLON BEST | 22.56 | JOYNER-KERSEE Jackie | USA | Seoul (KOR) | 23 SEP 1988 |

HEAT 1 Start Time: 21:15 Wind: 0.0 m/s

| Rank | Bib | Name | NOC Code | Date of Birth | Lane | Reaction Time | Fn | Result | Points |
|------|------|-------------------|----------|---------------|------|---------------|----|--------|--------|
| 1 | 2490 | KEIZER Jolanda | NED | 5 APR 1985 | 9 | 0.247 | | 23.97 | 984 PB |
| 2 | 2789 | BOGDANOVA Anna | RUS | 21 OCT 1984 | 4 | 0.157 | | 24.24 | 958 PB |
| 3 | 1058 | WHEELER Kylie | AUS | 17 JAN 1980 | 5 | 0.176 | | 24.28 | 954 SB |
| 4 | 1465 | QUINTANA Gretchen | CUB | 30 JUN 1984 | 7 | 0.173 | | 24.34 | 948 |
| 5 | 3071 | MELNICHENKO Ganna | UKR | 24 APR 1983 | 6 | 0.226 | F1 | 24.35 | 947 PB |
| 6 | 2546 | WARDELL Rebecca | NZL | 21 DEC 1977 | 3 | 0.181 | | 24.64 | 920 |
| 7 | 2573 | CHUDZIK Kamila | POL | 12 SEP 1986 | 8 | 0.233 | | 25.36 | 854 |
| | 3064 | BLONSKA Lyudmila | UKR | 9 NOV 1977 | 2 | | | DQ | |
| | 3218 | PICKLER Diana | USA | 9 DEC 1983 | 1 | | | DNS | |

HEAT 2 Start Time: 21:22 Wind: +0.3 m/s

| Rank | Bib | Name | NOC Code | Date of Birth | Lane | Reaction Time | Fn | Result | Points |
|------|------|---------------------------|----------|---------------|------|---------------|----|--------|---------|
| 1 | 3170 | FOUNTAIN Hyleas | USA | 14 JAN 1981 | 2 | 0.167 | | 23.21 | 1058 PB |
| 2 | 1837 | SOTHERTON Kelly | GBR | 13 NOV 1976 | 3 | 0.226 | | 23.39 | 1040 PB |
| 3 | 2617 | TYMINSKA Karolina | POL | 4 OCT 1984 | 9 | 0.175 | | 23.39 | 1040 PB |
| 4 | 1301 | ZELINKA Jessica | CAN | 3 SEP 1981 | 6 | 0.188 | | 23.64 | 1016 PB |
| 5 | 2790 | CHERNOVA Tatiana | RUS | 29 JAN 1988 | 5 | 0.183 | | 23.95 | 986 |
| 6 | 2788 | KURBAN Olga | RUS | 16 DEC 1987 | 7 | 0.181 | | 24.34 | 948 |
| 7 | 2018 | SINGHA ROY Susmita | IND | 26 MAR 1984 | 1 | 0.242 | | 24.34 | 948 |
| 8 | 2032 | GUDANDA Pramila Ganapathy | IND | 8 MAR 1977 | 4 | 0.247 | | 24.92 | 894 |
| | 1534 | SCERBOVA Denisa | CZE | 21 AUG 1986 | 8 | | | DNS | |

HEAT 3 Start Time: 21:29 Wind: -0.1 m/s

| Rank | Bib | Name | NOC Code | Date of Birth | Lane | Reaction Time | Fn | Result | Points |
|------|------|---------------------|----------|---------------|------|---------------|----|--------|--------|
| 1 | 3293 | TARASOVA Yuliya | UZB | 13 MAR 1986 | 4 | 0.257 | | 24.36 | 946 PB |
| 2 | 2328 | GRABUSTE Aiga | LAT | 24 MAR 1988 | 7 | 0.212 | | 24.71 | 914 |
| 3 | 2374 | ZEMAITYTE Viktorija | LTU | 11 MAR 1985 | 2 | 0.177 | | 25.06 | 881 |
| 4 | 1699 | KELO Niina | FIN | 26 MAR 1980 | 8 | 0.158 | | 25.90 | 806 |
| 5 | 1194 | MAKSIMAVA Yana | BLR | 9 JAN 1989 | 5 | 0.281 | | 25.94 | 802 |
| 6 | 2003 | FARKAS Gyorgyi | HUN | 13 FEB 1985 | 3 | 0.241 | | 26.10 | 788 PB |
| | 2237 | NAUMENKO Irina | KAZ | 13 FEB 1980 | 6 | | | DNS | |

HEAT 4 Start Time: 21:36 Wind: +0.1 m/s

| Rank | Bib | Name | NOC Code | Date of Birth | Lane | Reaction Time | Fn | Result | Points |
|------|------|----------------------|----------|---------------|------|---------------|----|--------|--------|
| 1 | 3079 | DOBRYNSKA Nataliia | UKR | 29 MAY 1982 | 6 | 0.206 | | 24.39 | 944 PB |
| 2 | 2535 | MARCUSSEN Ida | NOR | 1 NOV 1987 | 7 | 0.219 | F1 | 25.02 | 885 |
| 3 | 1728 | COLLONVILLE Marie | FRA | 23 NOV 1973 | 9 | 0.182 | | 25.06 | 881 SB |
| 4 | 1899 | SCHWARZKOPF Lilli | GER | 28 AUG 1983 | 1 | 0.167 | | 25.25 | 864 |
| 5 | 2370 | SKUJYTE Austra | LTU | 12 AUG 1979 | 2 | 0.179 | | 25.40 | 850 SB |
| 6 | 1808 | HOLLMAN Julie | GBR | 16 FEB 1977 | 8 | 0.188 | | 25.41 | 850 |
| 7 | 1931 | STRATAKI Argyro | GRE | 3 AUG 1975 | 4 | 0.205 | | 25.47 | 844 |
| 8 | 1638 | KAND Kaie | EST | 31 MAR 1984 | 5 | 0.228 | | 25.49 | 842 SB |
| 9 | 1872 | KESSELSCHLAGER Sonja | GER | 20 JAN 1978 | 3 | 0.194 | | 25.50 | 841 |



NATIONAL STADIUM
国家体育场
STADE NATIONAL

FRI 星期五 VEN
15 AUG 2008

ATHLETICS
田径 / ATHLÉTISME

WOMEN'S HEPTATHLON
女子七项全能 / HEPTATHLON - FEMMES

200m
200米 / 200 m



RESULTS
比赛成绩 / RÉSULTATS

CORRECTED

HEAT 5

Start Time: 21:43

Wind: +0.4 m/s

| Rank | Bib | Name | NOC Code | Date of Birth | Lane | Reaction Time | Fn | Result | Points |
|------|------|----------------------------|----------|---------------|------|---------------|----|--------|--------|
| 1 | 1404 | LIU Haili | CHN | 24 DEC 1982 | 5 | 0.215 | | 24.47 | 936 PB |
| 2 | 1247 | SILVA Lucimara | BRA | 10 JUL 1985 | 3 | 0.131 | | 24.56 | 928 SB |
| 3 | 2489 | HOOS Laurien | NED | 18 AUG 1983 | 1 | 0.157 | | 24.57 | 927 SB |
| 4 | 2020 | JAVUR Shobha Jagadeeshppa | IND | 14 JAN 1978 | 4 | 0.185 | | 24.62 | 922 SB |
| 5 | 1913 | OESER Jennifer | GER | 29 NOV 1983 | 6 | 0.203 | | 24.67 | 917 |
| 6 | 3267 | JOHNSON Jackie | USA | 8 SEP 1984 | 9 | 0.185 | | 24.74 | 911 |
| 7 | 1755 | NANA DJIMOU IDA Antoinette | FRA | 2 AUG 1985 | 2 | 0.198 | | 24.90 | 896 |
| 8 | 2928 | ZUBLIN Linda | SUI | 21 MAR 1986 | 7 | 0.210 | | 24.99 | 888 |
| | 2989 | WINATHO Wassana | THA | 30 JUN 1980 | 8 | | | DNS | |

Weather conditions at the beginning of the 1st heat

Temperature: 28 °C Humidity: 42 % Conditions: Partly cloudy

Note
BLONSKA Lyudmila (UKR) disqualified due to violation of anti-doping rules

Legend:
DNS Did not Start **DQ** Disqualified **Fn** False start **PB** Personal Best
SB Season Best



RESULTS
比赛成绩 / RÉSULTATS

| | | | | | |
|---------------------------|-------|----------------------|-----|-------------|-------------|
| WORLD HEPTATHLON RECORD | 7291 | JOYNER-KERSEE Jackie | USA | Seoul (KOR) | 24 SEP 1988 |
| OLYMPIC HEPTATHLON RECORD | 7291 | JOYNER-KERSEE Jackie | USA | Seoul (KOR) | 24 SEP 1988 |
| WORLD HEPTATHLON BEST | 7.27m | JOYNER-KERSEE Jackie | USA | Seoul (KOR) | 24 SEP 1988 |
| OLYMPIC HEPTATHLON BEST | 7.27m | JOYNER-KERSEE Jackie | USA | Seoul (KOR) | 24 SEP 1988 |

| Rank | Bib | Name | NOC Code | Date of Birth | 1 | 2 | 3 | Result Wind | Points (Tot. Pts) |
|------|------|----------------------|----------|---------------|--------------|--------------|--------------|---------------------|--------------------------|
| 1 | 2328 | GRABUSTE Aiga | LAT | 24 MAR 1988 | x +0.5 | 6.07 +0.1 | 6.36 +0.5 | 6.36 +0.5 | 962 (4534) |
| 2 | 2490 | KEIZER Jolanda | NED | 5 APR 1985 | 6.15 +0.5 | 5.90 +0.6 | 6.13 +0.4 | 6.15 +0.5 | 896 (4760) PB |
| 3 | 1808 | HOLLMAN Julie | GBR | 16 FEB 1977 | x +0.6 | x +0.1 | 6.13 +1.1 | 6.13 +1.1 | 890 (4290) |
| 4 | 1301 | ZELINKA Jessica | CAN | 3 SEP 1981 | 6.12 +0.3 | 6.03 +1.1 | x +0.4 | 6.12 +0.3 | 887 (4753) SB |
| 5 | 2003 | FARKAS Gyorgyi | HUN | 13 FEB 1985 | 5.57 +0.5 | 5.59 +0.1 | 6.09 +0.7 | 6.09 +0.7 | 877 (4120) PB |
| 6 | 1404 | LIU Haili | CHN | 24 DEC 1982 | x +0.5 | 5.96 +0.4 | 6.08 +0.5 | 6.08 +0.5 | 874 (4500) |
| 7 | 2535 | MARCUSSEN Ida | NOR | 1 NOV 1987 | x 0.0 | 6.06 +0.3 | x +0.2 | 6.06 +0.3 | 868 (4313) |
| 8 | 1872 | KESSELSCHLAGER Sonja | GER | 20 JAN 1978 | 6.04 0.0 | 5.96 -0.2 | 5.98 +0.5 | 6.04 0.0 | 862 (4510) |
| 9 | 1465 | QUINTANA Gretchen | CUB | 30 JUN 1984 | 5.94 +0.7 | 6.02 +0.2 | 5.80 +0.3 | 6.02 +0.2 | 856 (4379) |
| 10 | 2018 | SINGHA ROY Susmita | IND | 26 MAR 1984 | 5.89 +0.4 | 5.98 +0.5 | 5.69 +1.0 | 5.98 +0.5 | 843 (4234) |
| 11 | 1931 | STRATAKI Argyro | GRE | 3 AUG 1975 | x +0.3 | x +0.4 | 5.97 0.0 | 5.97 0.0 | 840 (4227) |
| 12 | 3293 | TARASOVA Yuliya | UZB | 13 MAR 1986 | 5.88 +0.4 | 5.92 +0.8 | 5.73 +0.4 | 5.92 +0.8 | 825 (4313) |
| 13 | 2546 | WARDELL Rebecca | NZL | 21 DEC 1977 | 5.77 +0.5 | x +0.2 | 5.84 +0.3 | 5.84 +0.3 | 801 (4369) |
| 14 | 1699 | KELO Niina | FIN | 26 MAR 1980 | x +1.0 | 5.76 +0.4 | 5.67 +0.8 | 5.76 +0.4 | 777 (4212) |
| 15 | 1638 | KAND Kaie | EST | 31 MAR 1984 | 5.65 +0.7 | 5.75 +0.5 | x +0.8 | 5.75 +0.5 | 774 (4045) |
| 16 | 2489 | HOOS Laurien | NED | 18 AUG 1983 | x +0.6 | 5.66 +0.4 | 5.74 +1.2 | 5.74 +1.2 | 771 (4400) =SB |
| 17 | 2928 | ZUBLIN Linda | SUI | 21 MAR 1986 | 4.95 +0.4 | x +0.3 | 5.74 +0.1 | 5.74 +0.1 | 771 (4095) |
| | 1194 | MAKSIMAVA Yana | BLR | 9 JAN 1989 | x +0.7 | x +0.7 | x +0.6 | NM | 0 (3352) |



NATIONAL STADIUM
国家体育场
STADE NATIONAL

SAT 星期六 SAM
16 AUG 2008
9:50

ATHLETICS
田径 / ATHLÉTISME

WOMEN'S HEPTATHLON
女子七项全能 / HEPTATHLON - FEMMES

LONG JUMP - GROUP A
跳远-A组 / SAUT EN LONGUEUR - GROUPE A



RESULTS

比赛成绩 / RÉSULTATS

| Rank | Bib Name | NOC Code | Date of Birth | 1 | 2 | 3 | Result Wind | Points (Tot. Pts) |
|------|---------------------------------|----------|---------------|-----------|-----------|-----------|-------------|--------------------|
| | 2370 SKUJYTE Austra | LTU | 12 AUG 1979 | x +0.5 | x +0.4 | x +0.9 | NM | 0 (3702) |
| | 2374 ZEMAITYTE Viktorija | LTU | 11 MAR 1985 | x +0.5 | x +0.4 | x +0.4 | NM | 0 (3496) |

Weather conditions

Temperature: 30 °C Humidity: 41 % Conditions: Sunny

| | | | | |
|------------------------------|-----------------------|-------------------|-------------------------|-----------------------|
| Legend: | =SB Equal Season Best | NM No Mark | PB Personal Best | SB Season Best |
| Tot. Pts Total points | | x Failure | | |



RESULTS
比赛成绩 / RÉSULTATS

CORRECTED

| | | | | | |
|---------------------------|-------|----------------------|-----|-------------|-------------|
| WORLD HEPTATHLON RECORD | 7291 | JOYNER-KERSEE Jackie | USA | Seoul (KOR) | 24 SEP 1988 |
| OLYMPIC HEPTATHLON RECORD | 7291 | JOYNER-KERSEE Jackie | USA | Seoul (KOR) | 24 SEP 1988 |
| WORLD HEPTATHLON BEST | 7.27m | JOYNER-KERSEE Jackie | USA | Seoul (KOR) | 24 SEP 1988 |
| OLYMPIC HEPTATHLON BEST | 7.27m | JOYNER-KERSEE Jackie | USA | Seoul (KOR) | 24 SEP 1988 |

| Rank | Bib | Name | NOC Code | Date of Birth | 1 | 2 | 3 | Result Wind | Points (Tot. Pts) |
|------|------|----------------------------|----------|---------------|--------------|--------------|--------------|--------------|-------------------|
| 1 | 3079 | DOBRYNSKA Nataliia | UKR | 29 MAY 1982 | 6.47 +0.6 | 6.63 +0.3 | - | 6.63 +0.3 | 1049 (5045) PB |
| 2 | 2617 | TYMINSKA Karolina | POL | 4 OCT 1984 | 6.12 +0.4 | 6.13 +0.2 | 6.53 +0.6 | 6.53 +0.6 | 1017 (4830) |
| 3 | 2790 | CHERNOVA Tatiana | RUS | 29 JAN 1988 | x +0.5 | 6.47 +0.4 | x +1.1 | 6.47 +0.4 | 997 (4746) |
| 4 | 2789 | BOGDANOVA Anna | RUS | 21 OCT 1984 | 6.18 +0.5 | 6.45 +0.6 | 6.45 0.0 | 6.45 +0.6 | 991 (4913) |
| 5 | 3071 | MELNICHENKO Ganna | UKR | 24 APR 1983 | x +0.5 | x +0.1 | 6.40 0.0 | 6.40 0.0 | 975 (4686) PB |
| 6 | 3170 | FOUNTAIN Hyleas | USA | 14 JAN 1981 | x +0.3 | x +0.3 | 6.38 +0.3 | 6.38 +0.3 | 969 (5029) |
| 7 | 1837 | SOTHERTON Kelly | GBR | 13 NOV 1976 | 6.21 +0.2 | 6.33 +0.1 | 6.29 +0.4 | 6.33 +0.1 | 953 (4891) SB |
| 8 | 1728 | COLLONVILLE Marie | FRA | 23 NOV 1973 | 6.21 +0.7 | x +0.7 | x +0.2 | 6.21 +0.7 | 915 (4579) PB |
| 9 | 1247 | SILVA Lucimara | BRA | 10 JUL 1985 | x +0.5 | 6.05 +0.1 | 6.18 -0.2 | 6.18 -0.2 | 905 (4526) |
| 10 | 1913 | OESER Jennifer | GER | 29 NOV 1983 | 6.16 +0.1 | 6.10 +0.4 | 6.02 +0.6 | 6.16 +0.1 | 899 (4603) |
| 11 | 1755 | NANA DJIMOU IDA Antoinette | FRA | 2 AUG 1985 | 6.04 +0.3 | 5.86 +0.3 | 6.16 +0.9 | 6.16 +0.9 | 899 (4397) |
| 12 | 2032 | GUDANDA Pramila Ganapathy | IND | 8 MAR 1977 | 6.02 +0.4 | x +0.6 | 6.11 +0.4 | 6.11 +0.4 | 883 (4302) |
| 12 | 1058 | WHEELER Kylie | AUS | 17 JAN 1980 | 6.11 +0.7 | 6.02 +0.4 | - | 6.11 +0.7 | 883 (4685) |
| 14 | 2788 | KURBAN Olga | RUS | 16 DEC 1987 | 5.85 +0.7 | 6.08 +0.4 | x +1.1 | 6.08 +0.4 | 874 (4557) |
| 15 | 2573 | CHUDZIK Kamila | POL | 12 SEP 1986 | x +0.1 | 5.97 +0.6 | 5.58 +0.4 | 5.97 +0.6 | 840 (4460) |
| 16 | 1899 | SCHWARZKOPF Lilli | GER | 28 AUG 1983 | x +0.7 | 5.91 +0.5 | 5.96 +1.0 | 5.96 +1.0 | 837 (4531) |
| 17 | 3267 | JOHNSON Jackie | USA | 8 SEP 1984 | 5.88 +0.6 | - | - | 5.88 +0.6 | 813 (4405) |
| 18 | 2020 | JAVUR Shobha Jagadeeshppa | IND | 14 JAN 1978 | 5.74 +0.6 | 5.80 +0.4 | 5.86 +0.3 | 5.86 +0.3 | 807 (4289) |



NATIONAL STADIUM
 国家体育场
 STADE NATIONAL

SAT 星期六 SAM
 16 AUG 2008
 9:50

ATHLETICS
 田径 / ATHLÉTISME

WOMEN'S HEPTATHLON
 女子七项全能 / HEPTATHLON - FEMMES

LONG JUMP - GROUP B
 跳远-B组 / SAUT EN LONGUEUR - GROUPE B



RESULTS
 比赛成绩 / RÉSULTATS

CORRECTED

| Rank | Bib | Name | NOC Code | Date of Birth | 1 | 2 | 3 | Result Wind | Points (Tot. Pts) |
|------|------|------------------|----------|---------------|---|---|---|-------------|-------------------|
| | 3064 | BLONSKA Lyudmila | UKR | 9 NOV 1977 | | | | DQ | |

Weather conditions

Temperature: 30 °C Humidity: 41 % Conditions: Sunny

Note
 BLONSKA Lyudmila (UKR) disqualified due to violation of anti-doping rules

Legend:
 - Pass **DQ** Disqualified **PB** Personal Best **SB** Season Best
 Tot. Pts Total points **x** Failure





RESULTS

比赛成绩 / RÉSULTATS

| | | | | | |
|---------------------------|--------|----------------------|-----|-------------------|-------------|
| WORLD HEPTATHLON RECORD | 7291 | JOYNER-KERSEE Jackie | USA | Seoul (KOR) | 24 SEP 1988 |
| OLYMPIC HEPTATHLON RECORD | 7291 | JOYNER-KERSEE Jackie | USA | Seoul (KOR) | 24 SEP 1988 |
| WORLD HEPTATHLON BEST | 64.64m | SANDERSON Tessa | GBR | Brussels (BEL) | 12 JUL 1981 |
| OLYMPIC HEPTATHLON BEST | 55.70m | SHOUAA Ghada | SYR | Atlanta, GA (USA) | 28 JUL 1996 |

| Rank | Bib | Name | NOC Code | Date of Birth | 1 | 2 | 3 | Result | Points (Tot. Pts) | |
|------|------|---------------------------|----------|---------------|-------|-------|-------|--------------|----------------------|----|
| 1 | 1872 | KESSELSCHLAGER Sonja | GER | 20 JAN 1978 | 44.28 | 42.62 | 41.99 | 44.28 | 750 (5260) | SB |
| 2 | 1301 | ZELINKA Jessica | CAN | 3 SEP 1981 | 43.91 | 43.85 | 43.60 | 43.91 | 742 (5495) | PB |
| 3 | 1058 | WHEELER Kylie | AUS | 17 JAN 1980 | 43.81 | 42.93 | 42.69 | 43.81 | 741 (5426) | PB |
| 4 | 3293 | TARASOVA Yuliya | UZB | 13 MAR 1986 | 40.54 | 43.31 | 39.98 | 43.31 | 731 (5044) | PB |
| 5 | 2490 | KEIZER Jolanda | NED | 5 APR 1985 | x | 41.43 | 42.76 | 42.76 | 720 (5480) | |
| 6 | 1638 | KAND Kaie | EST | 31 MAR 1984 | 42.51 | 41.57 | 41.36 | 42.51 | 716 (4761) | PB |
| 7 | 1404 | LIU Haili | CHN | 24 DEC 1982 | 38.30 | 41.31 | 41.79 | 41.79 | 702 (5202) | SB |
| 8 | 2032 | GUDANDA Pramila Ganapathy | IND | 8 MAR 1977 | 37.28 | 37.62 | 41.27 | 41.27 | 692 (4994) | |
| 9 | 1247 | SILVA Lucimara | BRA | 10 JUL 1985 | 40.34 | 38.08 | 35.64 | 40.34 | 674 (5200) | SB |
| 10 | 2018 | SINGHA ROY Susmita | IND | 26 MAR 1984 | 38.60 | 39.79 | 38.98 | 39.79 | 663 (4897) | |
| 11 | 1194 | MAKSIMAVA Yana | BLR | 9 JAN 1989 | 39.14 | 38.58 | 39.14 | 39.14 | 651 (4003) | |
| 12 | 1808 | HOLLMAN Julie | GBR | 16 FEB 1977 | 37.18 | 39.08 | x | 39.08 | 650 (4940) | |
| 13 | 2328 | GRABUSTE Aiga | LAT | 24 MAR 1988 | 34.63 | 38.53 | 39.02 | 39.02 | 649 (5183) | |
| 14 | 1465 | QUINTANA Gretchen | CUB | 30 JUN 1984 | 38.14 | 37.58 | 35.12 | 38.14 | 632 (5011) | PB |
| 15 | 1837 | SOTHERTON Kelly | GBR | 13 NOV 1976 | x | 37.66 | 34.33 | 37.66 | 622 (5513) | SB |
| 16 | 2617 | TYMINSKA Karolina | POL | 4 OCT 1984 | x | 35.97 | 34.02 | 35.97 | 590 (5420) | |
| 17 | 3071 | MELNICHENKO Ganna | UKR | 24 APR 1983 | x | 30.09 | 35.89 | 35.89 | 589 (5275) | |
| 18 | 2789 | BOGDANOVA Anna | RUS | 21 OCT 1984 | x | 34.77 | 35.41 | 35.41 | 579 (5492) | |



NATIONAL STADIUM
 国家体育场
 STADE NATIONAL

SAT 星期六 SAM
 16 AUG 2008
 19:00

ATHLETICS
 田径 / ATHLÉTISME

WOMEN'S HEPTATHLON
 女子七项全能 / HEPTATHLON - FEMMES

JAVELIN THROW - GROUP A
 标枪-A组 / LANCER DE JAVELOT - GROUPE A



RESULTS
 比赛成绩 / RÉSULTATS

| Rank | Bib | Name | NOC Code | Date of Birth | 1 | 2 | 3 | Result | Points (Tot. Pts) |
|------|------|---------------------|----------|---------------|---|---|---|--------|-------------------|
| | 2374 | ZEMAITYTE Viktorija | LTU | 11 MAR 1985 | | | | DNS | |

Weather conditions

Temperature: 29 °C Humidity: 34 % Conditions: Cloudy

| | | | | | |
|----------------|---------------|----|---------------|----|-----------------------|
| Legend: | | | | | |
| DNS | Did not Start | PB | Personal Best | SB | Season Best |
| x | Failure | | | | Tot. Pts Total points |





RESULTS

比赛成绩 / RÉSULTATS

CORRECTED

| | | | | | |
|---------------------------|--------|----------------------|-----|-------------------|-------------|
| WORLD HEPTATHLON RECORD | 7291 | JOYNER-KERSEE Jackie | USA | Seoul (KOR) | 24 SEP 1988 |
| OLYMPIC HEPTATHLON RECORD | 7291 | JOYNER-KERSEE Jackie | USA | Seoul (KOR) | 24 SEP 1988 |
| WORLD HEPTATHLON BEST | 64.64m | SANDERSON Tessa | GBR | Brussels (BEL) | 12 JUL 1981 |
| OLYMPIC HEPTATHLON BEST | 55.70m | SHOUAA Ghada | SYR | Atlanta, GA (USA) | 28 JUL 1996 |

| Rank | Bib | Name | NOC Code | Date of Birth | 1 | 2 | 3 | Result | Points (Tot. Pts) |
|------|------|----------------------------|----------|---------------|-------|-------|-------|--------------|-------------------------|
| 1 | 2573 | CHUDZIK Kamila | POL | 12 SEP 1986 | 50.11 | 49.31 | 52.05 | 52.05 | 900 (5360) |
| 2 | 1899 | SCHWARZKOPF Lilli | GER | 28 AUG 1983 | 51.69 | 51.88 | 51.52 | 51.88 | 897 (5428) |
| 3 | 1699 | KELO Niina | FIN | 26 MAR 1980 | 46.10 | 51.48 | 50.36 | 51.48 | 889 (5101) |
| 4 | 1755 | NANA DJIMOU IDA Antoinette | FRA | 2 AUG 1985 | 48.65 | 49.32 | 41.64 | 49.32 | 847 (5244) |
| 5 | 3079 | DOBRYNSKA Nataliia | UKR | 29 MAY 1982 | 48.19 | x | 48.60 | 48.60 | 833 PB (5878) |
| 6 | 2489 | HOOS Laurien | NED | 18 AUG 1983 | 42.76 | 48.54 | 47.00 | 48.54 | 832 (5232) |
| 7 | 2790 | CHERNOVA Tatiana | RUS | 29 JAN 1988 | 47.12 | x | 48.37 | 48.37 | 829 (5575) |
| 8 | 1913 | OESER Jennifer | GER | 29 NOV 1983 | 47.22 | 42.46 | 47.53 | 47.53 | 812 SB (5415) |
| 9 | 2535 | MARCUSSEN Ida | NOR | 1 NOV 1987 | 46.60 | 47.37 | x | 47.37 | 809 (5122) |
| 10 | 2928 | ZUBLIN Linda | SUI | 21 MAR 1986 | 46.56 | 47.19 | 46.69 | 47.19 | 806 (4901) |
| 11 | 1728 | COLLONVILLE Marie | FRA | 23 NOV 1973 | x | 43.01 | 46.14 | 46.14 | 785 (5364) |
| 12 | 1931 | STRATAKI Argyro | GRE | 3 AUG 1975 | 45.20 | 43.09 | x | 45.20 | 767 SB (4994) |
| 13 | 2020 | JAVUR Shobha Jagadeeshppa | IND | 14 JAN 1978 | 43.50 | 41.48 | 42.13 | 43.50 | 735 (5024) |
| 14 | 2003 | FARKAS Gyorgyi | HUN | 13 FEB 1985 | 42.49 | 41.87 | 43.45 | 43.45 | 734 (4854) |
| 15 | 2788 | KURBAN Olga | RUS | 16 DEC 1987 | 42.85 | 41.13 | 38.24 | 42.85 | 722 (5279) |
| 16 | 2546 | WARDELL Rebecca | NZL | 21 DEC 1977 | 40.13 | 42.14 | 41.92 | 42.14 | 708 (5077) |
| 17 | 3170 | FOUNTAIN Hyleas | USA | 14 JAN 1981 | 33.27 | 34.70 | 41.93 | 41.93 | 704 (5733) |
| | 3064 | BLONSKA Lyudmila | UKR | 9 NOV 1977 | | | | DQ | |



NATIONAL STADIUM
 国家体育场
 STADE NATIONAL

SAT 星期六 SAM
 16 AUG 2008
 20:10

ATHLETICS
 田径 / ATHLÉTISME

WOMEN'S HEPTATHLON
 女子七项全能 / HEPTATHLON - FEMMES

JAVELIN THROW - GROUP B
 标枪-B组 / LANCER DE JAVELOT - GROUPE B



RESULTS
 比赛成绩 / RÉSULTATS

CORRECTED

| Rank | Bib | Name | NOC Code | Date of Birth | 1 | 2 | 3 | Result | Points (Tot. Pts) |
|------|------|----------------|----------|---------------|---|---|---|--------|-------------------|
| | 3267 | JOHNSON Jackie | USA | 8 SEP 1984 | | | | DNS | |
| | 2370 | SKUJYTE Austra | LTU | 12 AUG 1979 | | | | DNS | |

Weather conditions

Temperature: 28 °C Humidity: 37 % Conditions: Cloudy

Note
 BLONSKA Lyudmila (UKR) disqualified due to violation of anti-doping rules

Legend:
 DNS Did not Start DQ Disqualified PB Personal Best SB Season Best
 Tot. Pts Total points x Failure





NATIONAL STADIUM
国家体育场
STADE NATIONAL

SAT 星期六 SAM
16 AUG 2008
21:35

ATHLETICS
田径 / ATHLÉTISME

WOMEN'S HEPTATHLON
女子七项全能 / HEPTATHLON - FEMMES

800m - HEAT 1/5
800米 - 第1组/5 / 800 m - 1E SÉRIE/5



RESULTS

比赛成绩 / RÉSULTATS

| | | | | | |
|----------------------------------|----------------|-----------------------------|-----|---------------|-------------|
| WORLD HEPTATHLON RECORD | 7291 | JOYNER-KERSEE Jackie | USA | Seoul (KOR) | 24 SEP 1988 |
| OLYMPIC HEPTATHLON RECORD | 7291 | JOYNER-KERSEE Jackie | USA | Seoul (KOR) | 24 SEP 1988 |
| WORLD HEPTATHLON BEST | 2:01.84 | DEBOIS Nadine | FRA | Talence (FRA) | 27 SEP 1987 |
| OLYMPIC HEPTATHLON BEST | 2:04.20 | BEHMER Anke | GDR | Seoul (KOR) | 24 SEP 1988 |

| Rank | Bib | Name | NOC Code | Date of Birth | Lane | Result | Points (Tot. Pts) |
|------|------|--------------------|----------|---------------|------|----------------|-------------------------|
| 1 | 1638 | KAND Kaie | EST | 31 MAR 1984 | 7 | 2:13.36 | 916 (5677) PB |
| 2 | 2003 | FARKAS Gyorgyi | HUN | 13 FEB 1985 | 2 | 2:14.05 | 906 (5760) PB |
| 3 | 1931 | STRATAKI Argyro | GRE | 3 AUG 1975 | 3 | 2:14.57 | 899 (5893) PB |
| 4 | 2928 | ZUBLIN Linda | SUI | 21 MAR 1986 | 8 | 2:18.68 | 842 (5743) |
| 5 | 2018 | SINGHA ROY Susmita | IND | 26 MAR 1984 | 4 | 2:21.14 | 808 (5705) |
| 6 | 1194 | MAKSIMAVA Yana | BLR | 9 JAN 1989 | 5 | 2:21.55 | 803 (4806) |
| 7 | 1808 | HOLLMAN Julie | GBR | 16 FEB 1977 | 6 | 2:22.54 | 789 (5729) |

Intermediate Times **400m** 1:05.41 1638 KAND Kaie (EST)
 600m 1:39.90 1638 KAND Kaie (EST)

Weather conditions

Temperature: 28 °C Humidity: 37 % Conditions: Cloudy

| |
|--|
| Legend: |
| PB Personal Best Tot. Pts Total Points |



NATIONAL STADIUM
国家体育场
STADE NATIONAL

SAT 星期六 SAM
16 AUG 2008
21:44

ATHLETICS
田径 / ATHLÉTISME

WOMEN'S HEPTATHLON
女子七项全能 / HEPTATHLON - FEMMES

800m - HEAT 2/5
800米 - 第2组/5 / 800 m - 2E SÉRIE/5



RESULTS

比赛成绩 / RÉSULTATS

| | | | | | |
|----------------------------------|----------------|-----------------------------|-----|---------------|-------------|
| WORLD HEPTATHLON RECORD | 7291 | JOYNER-KERSEE Jackie | USA | Seoul (KOR) | 24 SEP 1988 |
| OLYMPIC HEPTATHLON RECORD | 7291 | JOYNER-KERSEE Jackie | USA | Seoul (KOR) | 24 SEP 1988 |
| WORLD HEPTATHLON BEST | 2:01.84 | DEBOIS Nadine | FRA | Talence (FRA) | 27 SEP 1987 |
| OLYMPIC HEPTATHLON BEST | 2:04.20 | BEHMER Anke | GDR | Seoul (KOR) | 24 SEP 1988 |

| Rank | Bib | Name | NOC Code | Date of Birth | Lane | Result | Points (Tot. Pts) |
|------|------|---------------------------|----------|---------------|------|----------------|-------------------------|
| 1 | 2546 | WARDELL Rebecca | NZL | 21 DEC 1977 | 3 | 2:13.65 | 912 (5989) |
| 2 | 2535 | MARCUSSEN Ida | NOR | 1 NOV 1987 | 4 | 2:14.96 | 893 (6015) SB |
| 3 | 1465 | QUINTANA Gretchen | CUB | 30 JUN 1984 | 8 | 2:20.31 | 819 (5830) |
| 4 | 1699 | KELO Niina | FIN | 26 MAR 1980 | 5 | 2:20.97 | 810 (5911) PB |
| 5 | 2032 | GUDANDA Pramila Ganapathy | IND | 8 MAR 1977 | 2 | 2:23.46 | 777 (5771) |
| 6 | 3293 | TARASOVA Yuliya | UZB | 13 MAR 1986 | 7 | 2:26.19 | 741 (5785) SB |
| 7 | 2020 | JAVUR Shobha Jagadeeshppa | IND | 14 JAN 1978 | 6 | 2:27.50 | 725 (5749) |

Intermediate Times **400m** 1:05.73 2535 MARCUSSEN Ida (NOR)
 600m 1:40.80 2535 MARCUSSEN Ida (NOR)

Weather conditions

Temperature: 28 °C Humidity: 37 % Conditions: Cloudy

| | | | |
|----------------|-------------------------|-----------------------|------------------------------|
| Legend: | PB Personal Best | SB Season Best | Tot. Pts Total Points |
|----------------|-------------------------|-----------------------|------------------------------|



NATIONAL STADIUM
国家体育场
STADE NATIONAL

SAT 星期六 SAM
16 AUG 2008

ATHLETICS
田径 / ATHLÉTISME

WOMEN'S HEPTATHLON
女子七项全能 / HEPTATHLON - FEMMES

FINAL
决赛 / FINALE



FINAL RESULTS

总成绩 / RÉSULTATS FINAUX

CORRECTED

| | | | | |
|---------------------------|----------------------------------|-----|-------------|-------------|
| WORLD HEPTATHLON RECORD | 7291 JOYNER-KERSEE Jackie | USA | Seoul (KOR) | 24 SEP 1988 |
| OLYMPIC HEPTATHLON RECORD | 7291 JOYNER-KERSEE Jackie | USA | Seoul (KOR) | 24 SEP 1988 |

| Rank | Bib | Name | NOC Code | 100H | HJ | SP | 200m | LJ | JT | 800m | Prog. Points | Behind Leader (Pts) |
|------|------|--------------------|----------|------------------------------|----------------------|-----------------------|-----------------------------|----------------------------|-----------------------|-------------------------|--------------|---------------------|
| 1 | 3079 | DOBRYNSKA Nataliia | UKR | 13.44 (0.0) 1059 (6) | 1.80 978 (9) | 17.29 1015 (1) | 24.39 (+0.1) 944 (14) | 6.63 (+0.3) 1049 (1) | 48.60 833 (5) | 2:17.72 855 (22) | 6733 | PB |
| 2 | 3170 | FOUNTAIN Hyleas | USA | 12.78 (+0.4) 1158 (1) | 1.89 1093 (1) | 13.36 751 (18) | 23.21 (+0.3) 1058 (1) | 6.38 (+0.3) 969 (6) | 41.93 704 (23) | 2:15.45 886 (18) | 6619 | 114 |
| 3 | 2790 | CHERNOVA Tatiana | RUS | 13.65 (+0.5) 1028 (16) | 1.83 1016 (5) | 12.88 719 (27) | 23.95 (+0.3) 986 (5) | 6.47 (+0.4) 997 (3) | 48.37 829 (7) | 2:06.50 1016 (1) | 6591 | 142 |
| 4 | 1837 | SOTHERTON Kelly | GBR | 13.18 (+0.4) 1097 (4) | 1.83 1016 (5) | 13.87 785 (13) | 23.39 (+0.3) 1040 (2) | 6.33 (+0.1) 953 (8) | 37.66 622 (32) | 2:07.34 1004 (3) | 6517 | 216 |
| 5 | 1301 | ZELINKA Jessica | CAN | 12.97 (+0.4) 1129 (2) | 1.77 941 (13) | 13.79 780 (15) | 23.64 (+0.3) 1016 (4) | 6.12 (+0.3) 887 (15) | 43.91 742 (14) | 2:07.95 995 (4) | 6490 | 243 NR |
| 6 | 2789 | BOGDANOVA Anna | RUS | 13.09 (+0.4) 1111 (3) | 1.86 1054 (3) | 14.08 799 (10) | 24.24 (0.0) 958 (7) | 6.45 (+0.6) 991 (4) | 35.41 579 (35) | 2:09.45 973 (5) | 6465 | 268 PB |
| 7 | 2617 | TYMINSKA Karolina | POL | 13.62 (+0.2) 1033 (14) | 1.77 941 (13) | 14.08 799 (10) | 23.39 (+0.3) 1040 (2) | 6.53 (+0.6) 1017 (2) | 35.97 590 (33) | 2:07.08 1008 (2) | 6428 | 305 PB |
| 8 | 1899 | SCHWARZKOPF Lilli | GER | 13.73 (+0.5) 1017 (18) | 1.80 978 (9) | 14.61 835 (6) | 25.25 (+0.1) 864 (29) | 5.96 (+1.0) 837 (27) | 51.88 897 (2) | 2:10.91 951 (6) | 6379 | 354 |
| 9 | 2490 | KEIZER Jolanda | NED | 13.90 (0.0) 993 (25) | 1.83 1016 (5) | 15.15 871 (3) | 23.97 (0.0) 984 (6) | 6.15 (+0.5) 896 (13) | 42.76 720 (20) | 2:15.21 890 (16) | 6370 | 363 PB |
| 10 | 1058 | WHEELER Kylie | AUS | 13.68 (+0.2) 1024 (17) | 1.89 1093 (1) | 13.06 731 (24) | 24.28 (0.0) 954 (8) | 6.11 (+0.7) 883 (16) | 43.81 741 (15) | 2:11.49 943 (8) | 6369 | 364 PB |
| 11 | 1913 | OESER Jennifer | GER | 13.57 (+0.5) 1040 (12) | 1.80 978 (9) | 13.62 769 (16) | 24.67 (+0.4) 917 (20) | 6.16 (+0.1) 899 (11) | 47.53 812 (8) | 2:11.33 945 (7) | 6360 | 373 |
| 12 | 1728 | COLLONVILLE Marie | FRA | 13.57 (+0.5) 1040 (12) | 1.86 1054 (3) | 12.42 689 (32) | 25.06 (+0.1) 881 (27) | 6.21 (+0.7) 915 (9) | 46.14 785 (11) | 2:11.81 938 (9) | 6302 | 431 SB |
| 13 | 2788 | KURBAN Olga | RUS | 13.77 (+0.4) 1011 (19) | 1.77 941 (13) | 13.84 783 (14) | 24.34 (+0.3) 948 (9) | 6.08 (+0.4) 874 (19) | 42.85 722 (19) | 2:13.59 913 (11) | 6192 | 541 |
| 14 | 3071 | MELNICHENKO Ganna | UKR | 13.52 (+0.4) 1047 (8) | 1.80 978 (9) | 13.18 739 (20) | 24.35 (0.0) 947 (12) | 6.40 (0.0) 975 (5) | 35.89 589 (34) | 2:15.23 890 (17) | 6165 | 568 |
| 15 | 2573 | CHUDZIK Kamila | POL | 13.79 (+0.5) 1008 (22) | 1.77 941 (13) | 14.34 817 (7) | 25.36 (0.0) 854 (30) | 5.97 (+0.6) 840 (25) | 52.05 900 (1) | 2:21.97 797 (30) | 6157 | 576 |



FINAL RESULTS
总成绩 / RÉSULTATS FINAUX

CORRECTED

| Rank | Bib | Name | NOC Code | 100H | HJ | SP | 200m | LJ | JT | 800m | Prog. Points | Behind Leader (Pts) |
|------|------|----------------------------|----------|---------------------------|------------------|-------------------|--------------------------|-------------------------|-------------------|---------------------|--------------|---------------------|
| 16 | 1872 | KESSELSCHLAGER Sonja | GER | 13.50 (+0.5) 1050 (7) | 1.77 941 (13) | 14.33 816 (8) | 25.50 (+0.1) 841 (35) | 6.04 (0.0) 862 (22) | 44.28 750 (13) | 2:15.94 880 (19) | 6140 | 593 |
| 17 | 1247 | SILVA Lucimara | BRA | 13.55 (+0.5) 1043 (10) | 1.83 1016 (5) | 11.59 634 (37) | 24.56 (+0.4) 928 (16) | 6.18 (-0.2) 905 (10) | 40.34 674 (26) | 2:16.20 876 (20) | 6076 | 657 AR |
| 18 | 1755 | NANA DJIMOU IDA Antoinette | FRA | 13.85 (+0.5) 1000 (23) | 1.71 867 (27) | 13.12 735 (21) | 24.90 (+0.4) 896 (23) | 6.16 (+0.9) 899 (11) | 49.32 847 (4) | 2:20.96 811 (26) | 6055 | 678 |
| 19 | 2328 | GRABUSTE Aiga | LAT | 13.78 (+0.8) 1010 (21) | 1.77 941 (13) | 12.70 707 (29) | 24.71 (-0.1) 914 (21) | 6.36 (+0.5) 962 (7) | 39.02 649 (30) | 2:16.87 867 (21) | 6050 | 683 PB |
| 20 | 1404 | LIU Haili | CHN | 13.56 (+0.2) 1041 (11) | 1.77 941 (13) | 12.71 708 (28) | 24.47 (+0.4) 936 (15) | 6.08 (+0.5) 874 (19) | 41.79 702 (24) | 2:18.84 839 (24) | 6041 | 692 PB |
| 21 | 2535 | MARCUSSEN Ida | NOR | 14.07 (+0.8) 968 (32) | 1.71 867 (27) | 12.97 725 (25) | 25.02 (+0.1) 885 (26) | 6.06 (+0.3) 868 (21) | 47.37 809 (9) | 2:14.96 893 (15) | 6015 | 718 |
| 22 | 2546 | WARDELL Rebecca | NZL | 14.07 (+0.8) 968 (32) | 1.71 867 (27) | 14.28 813 (9) | 24.64 (0.0) 920 (19) | 5.84 (+0.3) 801 (31) | 42.14 708 (22) | 2:13.65 912 (12) | 5989 | 744 |
| 23 | 1699 | KELO Niina | FIN | 13.95 (+0.8) 985 (28) | 1.65 795 (35) | 14.82 849 (5) | 25.90 (-0.1) 806 (36) | 5.76 (+0.4) 777 (32) | 51.48 889 (3) | 2:20.97 810 (27) | 5911 | 822 SB |
| 24 | 1931 | STRATAKI Argyro | GRE | 14.05 (0.0) 971 (31) | 1.68 830 (32) | 13.22 742 (19) | 25.47 (+0.1) 844 (33) | 5.97 (0.0) 840 (25) | 45.20 767 (12) | 2:14.57 899 (14) | 5893 | 840 |
| 25 | 1465 | QUINTANA Gretchen | CUB | 13.77 (+0.2) 1011 (19) | 1.68 830 (32) | 13.10 734 (22) | 24.34 (0.0) 948 (9) | 6.02 (+0.2) 856 (23) | 38.14 632 (31) | 2:20.31 819 (25) | 5830 | 903 |
| 26 | 3293 | TARASOVA Yuliya | UZB | 14.03 (+0.8) 974 (30) | 1.71 867 (27) | 12.60 701 (30) | 24.36 (-0.1) 946 (13) | 5.92 (+0.8) 825 (28) | 43.31 731 (18) | 2:26.19 741 (33) | 5785 | 948 |
| 27 | 2032 | GUDANDA Pramila Ganapathy | IND | 13.97 (+0.2) 983 (29) | 1.74 903 (23) | 11.66 639 (36) | 24.92 (+0.3) 894 (24) | 6.11 (+0.4) 883 (16) | 41.27 692 (25) | 2:23.46 777 (32) | 5771 | 962 |
| 28 | 2003 | FARKAS Gyorgyi | HUN | 14.66 (0.0) 887 (40) | 1.74 903 (23) | 12.06 665 (34) | 26.10 (-0.1) 788 (38) | 6.09 (+0.7) 877 (18) | 43.45 734 (17) | 2:14.05 906 (13) | 5760 | 973 |
| 29 | 2020 | JAVUR Shobha Jagadeeshppa | IND | 13.62 (+0.2) 1033 (14) | 1.65 795 (35) | 13.07 732 (23) | 24.62 (+0.4) 922 (18) | 5.86 (+0.3) 807 (30) | 43.50 735 (16) | 2:27.50 725 (34) | 5749 | 984 |
| 30 | 2928 | ZUBLIN Linda | SUI | 13.90 (+0.2) 993 (25) | 1.62 759 (40) | 12.34 684 (33) | 24.99 (+0.4) 888 (25) | 5.74 (+0.1) 771 (34) | 47.19 806 (10) | 2:18.68 842 (23) | 5743 | 990 |



FINAL RESULTS
总成绩 / RÉSULTATS FINAUX

CORRECTED

| Rank | Bib | Name | NOC Code | 100H | HJ | SP | 200m | LJ | JT | 800m | Prog. Points | Behind Leader (Pts) |
|------|------|---------------------|----------|-----------------------------|-------------------|--------------------|--------------------|-------------------|--------------------|----------------------|--------------|---------------------|
| 31 | 1808 | HOLLMAN Julie | GBR | 14.43 (0.0) 918 (36) | 1.77 1859 (23) | 12.45 2550 (30) | 25.41 3400 (32) | 6.13 4290 (28) | 39.08 4940 (30) | 2:22.54 5729 (31) | 5729 | 1004 |
| 32 | 2018 | SINGHA ROY Susmita | IND | 14.11 (+0.2) 963 (34) | 1.71 867 (27) | 11.27 613 (38) | 24.34 3391 (33) | 5.98 4234 (30) | 39.79 4897 (32) | 2:21.14 5705 (32) | 5705 | 1028 |
| 33 | 1638 | KAND Kaie | EST | 14.47 (0.0) 913 (39) | 1.65 1708 (40) | 12.91 2429 (38) | 25.49 3271 (37) | 5.75 4045 (35) | 42.51 4761 (34) | 2:13.36 5677 (33) | 5677 | 1056 SB |
| 34 | 1194 | MAKSIMAVA Yana | BLR | 14.71 (0.0) 880 (41) | 1.74 903 (23) | 13.60 767 (17) | 25.94 3352 (35) | NM 3352 (38) | 39.14 4003 (35) | 2:21.55 4806 (34) | 4806 | 1927 |
| | 2489 | HOOS Laurien | NED | 13.52 (+0.2) 1047 (8) | 1.65 795 (35) | 14.98 860 (4) | 24.57 927 (17) | 5.74 771 (34) | 48.54 832 (6) | DNS 5232 (18) | DNF | |
| | 3267 | JOHNSON Jackie | USA | 13.22 (+0.4) 1091 (5) | 1.77 941 (13) | 11.82 649 (35) | 24.74 3592 (21) | 5.88 4405 (20) | DNS 813 (29) | DNF | | |
| | 2370 | SKUJYTE Austra | LTU | 14.46 (+0.8) 914 (38) | 1.77 941 (13) | 17.02 997 (2) | 25.40 850 (31) | NM 0 | DNS 3702 (36) | DNF | | |
| | 2374 | ZEMAITYTE Viktorija | LTU | 14.44 (+0.8) 917 (37) | 1.74 903 (23) | 14.01 795 (12) | 25.06 881 (27) | NM 0 | DNS 3496 (37) | DNF | | |
| | 1534 | SCERBOVA Denisa | CZE | 13.88 (+0.4) 995 (24) | 1.65 795 (35) | DNS 1790 (35) | | | | DNF | | |
| | 2989 | WINATHO Wassana | THA | 13.93 (0.0) 988 (27) | 1.68 830 (32) | DNS 1818 (33) | | | | DNF | | |
| | 2237 | NAUMENKO Irina | KAZ | DNF 0 | DNS | | | | | DNF | | |
| | 3218 | PICKLER Diana | USA | 14.28 (+0.4) 939 (35) | DNS | | | | | DNF | | |
| | 3064 | BLONSKA Lyudmila | UKR | | | | | | | DQ | | |

Note
BLONSKA Lyudmila (UKR) disqualified due to violation of anti-doping rules

Legend:

| | | | | | | | |
|----|-------------|-----|-----------------|-------|---------------|-----|--------------|
| AR | Area Record | DNF | Did not Finish | DNS | Did not Start | DQ | Disqualified |
| H | Hurdles | HJ | High Jump | JT | Javelin Throw | LJ | Long Jump |
| NM | No Mark | NR | National Record | Prog. | Progressive | Pts | Points |
| SP | Shot Put | | | | | | |



OFFICIAL COMMUNICATION

官方通告 / COMMUNICATION OFFICIELLE

Item: 8

**Ms Lyudmila Blonska
Violation of Anti-Doping Rules**

The IOC Executive Board has confirmed on 22 August 2008 that Ms Lyudmila Blonska from Ukraine, has committed a violation of the Anti-Doping Rules.

Therefore, this athlete, further be excluded from the Games of the XXIX Olympiad in Beijing 2008, is disqualified:

- a) from the Women's Heptathlon, where she had placed second;
- b) from the Women's Long Jump Qualifying Round

The results of the above mentioned events will be modified accordingly.

Issued by: Jorge Salcedo - IAAF Technical Delegate
Time: 15:28
Date: 22 AUG 2008

This decision affects:

RESULTS
SCHEDULE
OTHER

Note: Disqualification of Ms Lydmila Blonska due to violation of Anti-Doping Rules



DETAILED RESULTS
详细比赛成绩 / RÉSULTATS DÉTAILLÉS

| | | | | | |
|-----------------------|----------------|--------------------------|-----|----------------|-------------|
| WORLD RECORD | 1:25:41 | IVANOVA Olimpiada | RUS | Helsinki (FIN) | 7 AUG 2005 |
| OLYMPIC RECORD | 1:29:05 | WANG Liping | CHN | Sydney (AUS) | 28 SEP 2000 |

| Rank | Bib | Name | NOC Code | Date of Birth | Result | Time Behind | | | | | | | | | | | | |
|------|------|-----------------------------|----------|---------------|----------------|-------------|-----------|------------|------------|------------|------------|------------|--------------|--------------|--------------|--|------|----|
| | | | | | | | 2km | 4km | 6km | 8km | 10km | 12km | 14km | 16km | 18km | | | |
| 1 | 2771 | KANISKINA Olga | RUS | 19 JAN 1985 | 1:26:31 | > | | | | | | | | | | | | OR |
| | | | | | | | 8:26 (1) | 17:00 (1) | 25:31 (1) | 34:09 (1) | 42:43 (1) | 51:19 (1) | 59:51 (1) | 1:08:31 (1) | 1:17:24 (1) | | 9:07 | |
| | | | | | | | 8:34 | 8:31 | 8:38 | 8:34 | 8:36 | 8:32 | 8:40 | 8:53 | | | | |
| 2 | 2530 | PLATZER Kjersti | NOR | 18 JAN 1972 | 1:27:07 | 0:36 > | | | | | | | | | | | | NR |
| | | | | | | | 8:44 (9) | 17:27 (8) | 26:08 (4) | 34:50 (2) | 43:29 (6) | 52:08 (3) | 1:00:52 (3) | 1:09:40 (3) | 1:18:25 (2) | | 8:42 | |
| | | | | | | | 8:43 | 8:41 | 8:42 | 8:39 | 8:39 | 8:44 | 8:48 | 8:45 | | | | |
| 3 | 2078 | RIGAUDDO Elisa | ITA | 17 JUN 1980 | 1:27:12 | 0:41 | | | | | | | | | | | | PB |
| | | | | | | | 8:43 (3) | 17:27 (5) | 26:08 (5) | 34:51 (9) | 43:32 (8) | 52:17 (6) | 1:01:04 (6) | 1:09:52 (6) | 1:18:36 (4) | | 8:36 | |
| | | | | | | | 8:44 | 8:41 | 8:43 | 8:41 | 8:45 | 8:47 | 8:48 | 8:44 | | | | |
| 4 | 1390 | LIU Hong | CHN | 12 MAY 1987 | 1:27:17 | 0:46 | | | | | | | | | | | | PB |
| | | | | | | | 8:43 (5) | 17:27 (7) | 26:08 (9) | 34:51 (7) | 43:28 (4) | 52:18 (8) | 1:01:07 (7) | 1:09:51 (5) | 1:18:47 (5) | | 8:30 | |
| | | | | | | | 8:44 | 8:41 | 8:43 | 8:37 | 8:50 | 8:49 | 8:44 | 8:56 | | | | |
| 5 | 1600 | VASCO Maria | ESP | 26 DEC 1975 | 1:27:25 | 0:54 >~ | | | | | | | | | | | | NR |
| | | | | | | | 8:43 (2) | 17:27 (2) | 26:08 (2) | 34:51 (6) | 43:28 (3) | 52:08 (4) | 1:00:52 (4) | 1:09:40 (4) | 1:18:26 (3) | | 8:59 | |
| | | | | | | | 8:44 | 8:41 | 8:43 | 8:37 | 8:40 | 8:44 | 8:48 | 8:46 | | | | |
| 6 | 1614 | PASCUAL Beatriz | ESP | 9 MAY 1982 | 1:27:44 | 1:13 | | | | | | | | | | | | PB |
| | | | | | | | 8:43 (4) | 17:27 (6) | 26:08 (7) | 34:51 (5) | 43:32 (9) | 52:18 (9) | 1:01:03 (5) | 1:09:58 (8) | 1:18:53 (6) | | 8:51 | |
| | | | | | | | 8:44 | 8:41 | 8:43 | 8:41 | 8:46 | 8:45 | 8:55 | 8:55 | | | | |
| 7 | 2046 | LOUGHNANE Olive | IRL | 14 JAN 1976 | 1:27:45 | 1:14 ~ | | | | | | | | | | | | PB |
| | | | | | | | 8:44 (14) | 17:28 (13) | 26:21 (16) | 35:17 (14) | 44:08 (13) | 52:54 (13) | 1:01:37 (10) | 1:10:18 (9) | 1:19:05 (9) | | 8:40 | |
| | | | | | | | 8:44 | 8:44 | 8:53 | 8:56 | 8:51 | 8:46 | 8:43 | 8:41 | 8:47 | | | |
| 8 | 2642 | CABECINHA Ana | POR | 29 APR 1984 | 1:27:46 | 1:15 | | | | | | | | | | | | NR |
| | | | | | | | 8:45 (18) | 17:28 (12) | 26:08 (10) | 34:51 (10) | 43:33 (10) | 52:18 (7) | 1:01:08 (8) | 1:09:57 (7) | 1:18:56 (8) | | 8:50 | |
| | | | | | | | 8:43 | 8:40 | 8:43 | 8:42 | 8:45 | 8:50 | 8:49 | 8:59 | | | | |
| 9 | 1938 | TSOUMELEKA Athanasia | GRE | 2 JAN 1982 | 1:27:54 | 1:23 | | | | | | | | | | | | NR |
| | | | | | | | 8:48 (22) | 17:45 (20) | 26:37 (19) | 35:27 (19) | 44:20 (18) | 53:07 (16) | 1:01:51 (13) | 1:10:31 (10) | 1:19:14 (10) | | 8:40 | |
| | | | | | | | 8:57 | 8:52 | 8:50 | 8:53 | 8:47 | 8:44 | 8:40 | 8:43 | | | | |
| 10 | 2641 | SANTOS Vera | POR | 3 DEC 1981 | 1:28:14 | 1:43 | | | | | | | | | | | | PB |
| | | | | | | | 8:43 (6) | 17:27 (3) | 26:08 (11) | 34:58 (12) | 43:57 (12) | 52:53 (12) | 1:01:46 (12) | 1:10:34 (12) | 1:19:28 (11) | | 8:46 | |
| | | | | | | | 8:44 | 8:41 | 8:50 | 8:59 | 8:56 | 8:53 | 8:48 | 8:54 | | | | |
| 11 | 1173 | TURAVA Ryta | BLR | 28 DEC 1980 | 1:28:26 | 1:55 | | | | | | | | | | | | SB |
| | | | | | | | 8:44 (8) | 17:27 (4) | 26:08 (3) | 34:50 (3) | 43:28 (2) | 52:00 (2) | 1:00:39 (2) | 1:09:30 (2) | 1:18:53 (7) | | 9:33 | |
| | | | | | | | 8:43 | 8:41 | 8:42 | 8:38 | 8:32 | 8:39 | 8:51 | 9:23 | | | | |
| 12 | 2786 | SIBILEVA Tatyana | RUS | 17 MAY 1980 | 1:28:28 | 1:57 | | | | | | | | | | | | |
| | | | | | | | 8:44 (10) | 17:28 (14) | 26:11 (12) | 34:57 (11) | 43:46 (11) | 52:37 (11) | 1:01:34 (9) | 1:10:33 (11) | 1:19:37 (12) | | 8:51 | |
| | | | | | | | 8:44 | 8:43 | 8:46 | 8:49 | 8:51 | 8:57 | 8:59 | 9:04 | | | | |



DETAILED RESULTS
详细比赛成绩 / RÉSULTATS DÉTAILLÉS

| Rank | Bib | Name | NOC Code | Date of Birth | Result | Time Behind | | | | | | | | | | | | | | | |
|------|------|----------------------|----------|---------------|---------|-------------|-----|-----------|------------|------------|------------|------------|------------|--------------|--------------|--------------|--|--|--|------|--|
| | | | | | | | 2km | 4km | 6km | 8km | 10km | 12km | 14km | 16km | 18km | | | | | | |
| 13 | 1403 | SHI Na | CHN | 15 FEB 1981 | 1:29:08 | 2:37 | ~ | | | | | | | | | | | | | SB | |
| | | | | | | | | 8:45 (15) | 17:33 (18) | 26:25 (17) | 35:17 (15) | 44:08 (14) | 52:54 (14) | 1:01:37 (11) | 1:10:36 (13) | 1:19:50 (13) | | | | | |
| | | | | | | | | 8:48 | 8:48 | 8:52 | 8:52 | 8:51 | 8:46 | 8:43 | 8:59 | 9:14 | | | | 9:18 | |
| 14 | 2213 | KAWASAKI Mayumi | JPN | 10 MAY 1980 | 1:29:43 | 3:12 | ~ | | | | | | | | | | | | | | |
| | | | | | | | | 8:45 (16) | 17:33 (17) | 26:25 (18) | 35:21 (17) | 44:20 (17) | 53:18 (17) | 1:02:28 (15) | 1:11:43 (15) | 1:20:50 (14) | | | | | |
| | | | | | | | | 8:48 | 8:48 | 8:52 | 8:56 | 8:59 | 8:58 | 9:10 | 9:15 | 9:07 | | | | 8:53 | |
| 15 | 1891 | ZIMMER Sabine | GER | 6 FEB 1981 | 1:30:19 | 3:48 | | | | | | | | | | | | | | | |
| | | | | | | | | 8:49 (29) | 17:46 (23) | 26:48 (27) | 35:50 (22) | 44:46 (22) | 53:42 (21) | 1:02:39 (16) | 1:11:45 (16) | 1:20:55 (16) | | | | | |
| | | | | | | | | 8:57 | 8:57 | 9:02 | 9:02 | 8:56 | 8:56 | 8:57 | 9:06 | 9:10 | | | | 9:24 | |
| 16 | 2376 | MILUSAUSKAITE Sonata | LTU | 31 AUG 1973 | 1:30:26 | 3:55 | | | | | | | | | | | | | | NR | |
| | | | | | | | | 8:52 (33) | 17:46 (27) | 26:47 (22) | 35:37 (21) | 44:30 (19) | 53:26 (19) | 1:02:23 (14) | 1:11:34 (14) | 1:20:55 (15) | | | | | |
| | | | | | | | | 8:54 | 8:54 | 9:01 | 8:50 | 8:53 | 8:56 | 8:57 | 9:11 | 9:21 | | | | 9:31 | |
| 17 | 3093 | ZOZULYA Vira | UKR | 31 AUG 1970 | 1:30:31 | 4:00 | > | | | | | | | | | | | | | | |
| | | | | | | | | 8:49 (28) | 17:46 (26) | 26:41 (20) | 35:35 (20) | 44:32 (20) | 53:33 (20) | 1:02:41 (18) | 1:11:53 (17) | 1:21:12 (17) | | | | | |
| | | | | | | | | 8:57 | 8:57 | 8:55 | 8:54 | 8:57 | 9:01 | 9:08 | 9:12 | 9:19 | | | | 9:19 | |
| 18 | 1605 | POVES Maria Jose | ESP | 16 MAR 1978 | 1:30:52 | 4:21 | | | | | | | | | | | | | | | |
| | | | | | | | | 8:48 (25) | 17:46 (22) | 26:48 (25) | 35:53 (23) | 44:57 (23) | 53:57 (22) | 1:02:58 (19) | 1:12:10 (19) | 1:21:29 (18) | | | | | |
| | | | | | | | | 8:58 | 8:58 | 9:02 | 9:05 | 9:04 | 9:00 | 9:01 | 9:12 | 9:19 | | | | 9:23 | |
| 19 | 2361 | SALTANOVIC Kristina | LTU | 20 FEB 1975 | 1:31:03 | 4:32 | | | | | | | | | | | | | | SB | |
| | | | | | | | | 8:53 (36) | 17:52 (31) | 26:58 (30) | 36:17 (30) | 45:24 (30) | 54:30 (29) | 1:03:37 (22) | 1:12:46 (20) | 1:21:58 (20) | | | | | |
| | | | | | | | | 8:59 | 8:59 | 9:06 | 9:19 | 9:07 | 9:06 | 9:07 | 9:09 | 9:12 | | | | 9:05 | |
| 20 | 1070 | SAVILLE Jane | AUS | 5 NOV 1974 | 1:31:17 | 4:46 | ~ | | | | | | | | | | | | | | |
| | | | | | | | | 8:44 (12) | 17:29 (15) | 26:20 (15) | 35:17 (16) | 44:09 (16) | 53:24 (18) | 1:02:40 (17) | 1:12:04 (18) | 1:21:44 (19) | | | | | |
| | | | | | | | | 8:45 | 8:45 | 8:51 | 8:57 | 8:52 | 9:15 | 9:16 | 9:24 | 9:40 | | | | 9:33 | |
| 21 | 2593 | KORZENIOWSKA Sylwia | POL | 25 APR 1980 | 1:31:19 | 4:48 | ~ | | | | | | | | | | | | | | |
| | | | | | | | | 8:49 (30) | 17:46 (24) | 26:48 (24) | 35:54 (27) | 45:02 (27) | 54:13 (26) | 1:03:29 (21) | 1:12:47 (21) | 1:22:04 (21) | | | | | |
| | | | | | | | | 8:57 | 8:57 | 9:02 | 9:06 | 9:08 | 9:11 | 9:16 | 9:18 | 9:17 | | | | 9:15 | |
| 22 | 1810 | JACKSON Johanna | GBR | 17 JAN 1985 | 1:31:33 | 5:02 | ~~ | | | | | | | | | | | | | NR | |
| | | | | | | | | 8:50 (32) | 17:47 (29) | 26:49 (28) | 35:54 (25) | 45:04 (28) | 54:21 (28) | 1:03:41 (25) | 1:13:06 (24) | 1:22:23 (22) | | | | | |
| | | | | | | | | 8:57 | 8:57 | 9:02 | 9:05 | 9:10 | 9:17 | 9:20 | 9:25 | 9:17 | | | | 9:10 | |
| 23 | 1863 | SEEGER Melanie | GER | 8 JAN 1977 | 1:31:56 | 5:25 | | | | | | | | | | | | | | | |
| | | | | | | | | 8:46 (20) | 17:46 (25) | 26:48 (26) | 35:54 (26) | 45:01 (25) | 54:13 (25) | 1:03:37 (23) | 1:13:07 (25) | 1:22:41 (24) | | | | | |
| | | | | | | | | 9:00 | 9:00 | 9:02 | 9:06 | 9:07 | 9:12 | 9:24 | 9:30 | 9:34 | | | | 9:15 | |
| 24 | 2705 | GROZA Ana Maria | ROU | 1 JUN 1976 | 1:32:16 | 5:45 | | | | | | | | | | | | | | | |
| | | | | | | | | 8:48 (23) | 17:46 (21) | 26:52 (29) | 35:56 (29) | 45:01 (26) | 54:20 (27) | 1:03:38 (24) | 1:13:04 (23) | 1:22:43 (25) | | | | | |
| | | | | | | | | 8:58 | 8:58 | 9:06 | 9:04 | 9:05 | 9:19 | 9:18 | 9:26 | 9:39 | | | | 9:33 | |
| 25 | 1937 | XINOUEvaggelia | GRE | 22 NOV 1981 | 1:32:19 | 5:48 | | | | | | | | | | | | | | PB | |
| | | | | | | | | 9:27 (46) | 19:01 (45) | 28:20 (44) | 37:35 (41) | 46:51 (36) | 55:59 (34) | 1:05:05 (28) | 1:14:18 (28) | 1:23:24 (26) | | | | | |
| | | | | | | | | 9:34 | 9:34 | 9:19 | 9:15 | 9:16 | 9:08 | 9:06 | 9:13 | 9:06 | | | | 8:55 | |



DETAILED RESULTS
详细比赛成绩 / RÉSULTATS DÉTAILLÉS

| Rank | Bib | Name | NOC Code | Date of Birth | Result | Time Behind | | | | | | | | | | | | | | | |
|------|------|--------------------------|----------|---------------|----------------|-------------|-----------|------------|------------|------------|------------|------------|--------------|--------------|--------------|--|--|--|--|-------|--|
| | | | | | | | 2km | 4km | 6km | 8km | 10km | 12km | 14km | 16km | 18km | | | | | | |
| 26 | 2214 | KONISHI Sachiko | JPN | 4 FEB 1982 | 1:32:21 | 5:50 | | | | | | | | | | | | | | | |
| | | | | | | | 8:48 (27) | 17:47 (28) | 26:47 (23) | 35:54 (24) | 45:00 (24) | 54:09 (24) | 1:03:27 (20) | 1:13:01 (22) | 1:22:36 (23) | | | | | | |
| | | | | | | | | 8:59 | 9:00 | 9:07 | 9:06 | 9:09 | 9:18 | 9:34 | 9:35 | | | | | 9:45 | |
| 27 | 1525 | SCHINDLEROVA Zuzana | CZE | 25 APR 1987 | 1:32:57 | 6:26 | | | | | | | | | | | | | | PB | |
| | | | | | | | 8:45 (17) | 17:35 (19) | 26:43 (21) | 35:54 (28) | 45:18 (29) | 54:47 (30) | 1:04:21 (26) | 1:14:02 (26) | 1:23:36 (27) | | | | | | |
| | | | | | | | | 8:50 | 9:08 | 9:11 | 9:24 | 9:29 | 9:34 | 9:41 | 9:34 | | | | | 9:21 | |
| 28 | 1069 | WOODS Claire | AUS | 6 JUL 1981 | 1:33:02 | 6:31 | | | | | | | | | | | | | | =PB | |
| | | | | | | | 8:53 (35) | 18:01 (33) | 27:10 (31) | 36:25 (31) | 45:41 (31) | 55:04 (31) | 1:04:31 (27) | 1:14:04 (27) | 1:23:37 (28) | | | | | | |
| | | | | | | | | 9:08 | 9:09 | 9:15 | 9:16 | 9:23 | 9:27 | 9:33 | 9:33 | | | | | 9:25 | |
| 29 | 2308 | KIM Mi-jung | KOR | 10 JUN 1979 | 1:33:55 | 7:24 | | | | | | | | | | | | | | | |
| | | | | | | | 8:54 (37) | 18:08 (37) | 27:28 (34) | 36:48 (32) | 46:18 (33) | 55:53 (33) | 1:05:20 (30) | 1:14:51 (30) | 1:24:20 (29) | | | | | | |
| | | | | | | | | 9:14 | 9:20 | 9:20 | 9:30 | 9:35 | 9:27 | 9:31 | 9:29 | | | | | 9:35 | |
| 30 | 2238 | TOLSTAYA Svetlana | KAZ | 9 AUG 1971 | 1:34:03 | 7:32 | | | | | | | | | | | | | | SB | |
| | | | | | | | 9:00 (38) | 18:14 (38) | 27:32 (35) | 36:50 (33) | 46:07 (32) | 55:34 (32) | 1:05:05 (29) | 1:14:46 (29) | 1:24:34 (30) | | | | | | |
| | | | | | | | | 9:14 | 9:18 | 9:18 | 9:17 | 9:27 | 9:31 | 9:41 | 9:48 | | | | | 9:29 | |
| 31 | 3162 | DOW Joanne | USA | 19 MAR 1964 | 1:34:15 | 7:44 | | | | | | | | | | | | | | SB | |
| | | | | | | | 9:13 (42) | 18:42 (42) | 28:04 (42) | 37:23 (37) | 46:44 (35) | 56:08 (35) | 1:05:37 (31) | 1:15:09 (31) | 1:24:40 (31) | | | | | | |
| | | | | | | | | 9:29 | 9:22 | 9:19 | 9:21 | 9:24 | 9:29 | 9:32 | 9:31 | | | | | 9:35 | |
| 32 | 2940 | MALIKOVA Zuzana | SVK | 2 AUG 1983 | 1:34:33 | 8:02 | | | | | | | | | | | | | | SB | |
| | | | | | | | 9:19 (44) | 18:53 (44) | 28:20 (45) | 37:48 (44) | 47:14 (43) | 56:37 (39) | 1:06:07 (33) | 1:15:35 (32) | 1:25:00 (32) | | | | | | |
| | | | | | | | | 9:34 | 9:27 | 9:28 | 9:26 | 9:23 | 9:30 | 9:28 | 9:25 | | | | | 9:33 | |
| 33 | 1184 | YURCHANKA Sniazhana | BLR | 1 AUG 1984 | 1:35:33 | 9:02 | | | | | | | | | | | | | | | |
| | | | | | | | 9:17 (43) | 18:47 (43) | 28:16 (43) | 37:37 (42) | 47:01 (41) | 56:36 (38) | 1:06:10 (34) | 1:15:56 (33) | 1:25:42 (33) | | | | | | |
| | | | | | | | | 9:30 | 9:29 | 9:21 | 9:24 | 9:35 | 9:34 | 9:46 | 9:46 | | | | | 9:51 | |
| 34 | 3127 | BOROVSKA-PROKOPIK Nadiya | UKR | 25 FEB 1981 | 1:35:50 | 9:19 | | | | | | | | | | | | | | | |
| | | | | | | | 8:53 (34) | 18:01 (34) | 27:24 (33) | 36:52 (34) | 46:31 (34) | 56:18 (36) | 1:06:04 (32) | 1:15:57 (34) | 1:25:50 (34) | | | | | | |
| | | | | | | | | 9:08 | 9:23 | 9:28 | 9:39 | 9:47 | 9:46 | 9:53 | 9:53 | | | | | 10:00 | |
| 35 | 1427 | ZAPATA Sandra | COL | 3 FEB 1977 | 1:36:18 | 9:47 | | | | | | | | | | | | | | | |
| | | | | | | | 8:48 (26) | 17:49 (30) | 27:13 (32) | 36:59 (35) | 46:52 (37) | 56:23 (37) | 1:06:13 (35) | 1:16:13 (35) | 1:26:14 (35) | | | | | | |
| | | | | | | | | 9:01 | 9:24 | 9:46 | 9:53 | 9:31 | 9:50 | 10:00 | 10:01 | | | | | 10:04 | |
| 36 | 1561 | ORDONEZ Johana | ECU | 12 DEC 1987 | 1:36:26 | 9:55 | | | | | | | | | | | | | | | |
| | | | | | | | 9:06 (41) | 18:32 (41) | 28:00 (41) | 37:28 (40) | 46:59 (39) | 56:38 (40) | 1:06:27 (37) | 1:16:36 (37) | 1:26:38 (36) | | | | | | |
| | | | | | | | | 9:26 | 9:28 | 9:28 | 9:31 | 9:39 | 9:49 | 10:09 | 10:02 | | | | | 9:48 | |
| 37 | 1218 | SPINDLER Tania Regina | BRA | 10 APR 1977 | 1:36:46 | 10:15 | | | | | | | | | | | | | | | |
| | | | | | | | 9:06 (40) | 18:32 (40) | 28:00 (38) | 37:27 (38) | 46:56 (38) | 56:38 (41) | 1:06:24 (36) | 1:16:29 (36) | 1:26:38 (37) | | | | | | |
| | | | | | | | | 9:26 | 9:28 | 9:27 | 9:29 | 9:42 | 9:46 | 10:05 | 10:09 | | | | | 10:08 | |
| 38 | 1577 | COLINDRES Veronica | ESA | 9 JUL 1986 | 1:36:52 | 10:21 | | | | | | | | | | | | | | SB | |
| | | | | | | | 8:48 (24) | 17:58 (32) | 27:36 (36) | 37:11 (36) | 46:59 (40) | 56:39 (42) | 1:06:42 (38) | 1:16:45 (38) | 1:26:56 (38) | | | | | | |
| | | | | | | | | 9:10 | 9:38 | 9:35 | 9:48 | 9:40 | 10:03 | 10:03 | 10:11 | | | | | 9:56 | |



DETAILED RESULTS
详细比赛成绩 / RÉSULTATS DÉTAILLÉS

| Rank | Bib | Name | NOC Code | Date of Birth | Result | Time Behind | | | | | | | | | | | | | | |
|------|------|--------------------|----------|---------------|---------|-------------|-----------|------------|------------|------------|------------|--------------|--------------|--------------|--------------|--|--|--|--|-------|
| | | | | | | | 2km | 4km | 6km | 8km | 10km | 12km | 14km | 16km | 18km | | | | | |
| 39 | 2004 | FUSTI Edina | HUN | 24 JUN 1982 | 1:37:03 | 10:32 | | | | | | | | | | | | | | |
| | | | | | | | 9:32 (48) | 19:16 (46) | 28:59 (46) | 38:41 (46) | 48:28 (45) | 58:17 (44) | 1:08:00 (40) | 1:17:47 (40) | 1:27:26 (39) | | | | | |
| | | | | | | | | 9:44 | 9:43 | 9:42 | 9:47 | 9:49 | 9:43 | 9:47 | 9:39 | | | | | 9:37 |
| 40 | 1061 | WAPSHOTT Kellie | AUS | 23 MAR 1981 | 1:37:59 | 11:28 | | | | | | | | | | | | | | |
| | | | | | | | 9:06 (39) | 18:32 (39) | 28:00 (39) | 37:27 (39) | 47:04 (42) | 56:53 (43) | 1:07:07 (39) | 1:17:30 (39) | 1:27:39 (40) | | | | | |
| | | | | | | | | 9:26 | 9:28 | 9:27 | 9:37 | 9:49 | 10:14 | 10:23 | 10:09 | | | | | 10:20 |
| 41 | 1936 | ZAPOUNIDOU Despina | GRE | 5 OCT 1985 | 1:39:11 | 12:40 | | | | | | | | | | | | | | |
| | | | | | | | 9:31 (47) | 19:27 (48) | 29:31 (48) | 39:29 (47) | 49:28 (47) | 59:22 (47) | 1:09:19 (42) | 1:19:16 (41) | 1:29:13 (41) | | | | | |
| | | | | | | | | 9:56 | 10:04 | 9:58 | 9:59 | 9:54 | 9:57 | 9:57 | 9:57 | | | | | 9:58 |
| 42 | 2327 | DUKURE Jolanta | LAT | 20 SEP 1979 | 1:41:03 | 14:32 | | | | | | | | | | | | | | |
| | | | | | | | 8:50 (31) | 18:04 (36) | 27:39 (37) | 37:38 (43) | 47:59 (44) | 58:29 (45) | 1:09:07 (41) | 1:19:53 (42) | 1:30:32 (42) | | | | | |
| | | | | | | | | 9:14 | 9:35 | 9:59 | 10:21 | 10:30 | 10:38 | 10:46 | 1:30:39 | | | | | 10:31 |
| 43 | 1976 | NUNEZ Evelyn | GUA | 9 APR 1971 | 1:44:13 | 17:42 | | | | | | | | | | | | | | |
| | | | | | | | 9:25 (45) | 19:18 (47) | 29:22 (47) | 39:41 (48) | 50:07 (48) | 1:00:43 (48) | 1:11:27 (43) | 1:22:13 (43) | 1:33:12 (43) | | | | | |
| | | | | | | | | 9:53 | 10:04 | 10:19 | 10:26 | 10:36 | 10:44 | 10:46 | 10:59 | | | | | 11:01 |
| 2660 | | FEITOR Susana | POR | 28 JAN 1975 | DNF | | | | | | | | | | | | | | | |
| | | | | | | | 8:44 (11) | 17:29 (16) | 26:19 (14) | 35:21 (18) | 44:34 (21) | 54:04 (23) | 1:24:15 (44) | | | | | | | |
| | | | | | | | | 8:45 | 8:50 | 9:02 | 9:13 | 9:30 | 30:11 | | | | | | | |
| 2412 | | YUAN Yu Fang | MAS | 1 FEB 1976 | DNF | > | | | | | | | | | | | | | | |
| | | | | | | | 8:47 (21) | 18:03 (35) | 28:00 (40) | 38:12 (45) | 48:34 (46) | 59:14 (46) | | | | | | | | |
| | | | | | | | | 9:16 | 9:57 | 10:12 | 10:22 | 10:40 | | | | | | | | |
| 1186 | | GINKO Elena | BLR | 30 JUL 1976 | DQ | >>> | | | | | | | | | | | | | | |
| | | | | | | | 8:44 (13) | 17:27 (10) | 26:12 (13) | 35:11 (13) | 44:08 (15) | 52:57 (15) | | | | | | | | |
| | | | | | | | | 8:43 | 8:45 | 8:59 | 8:57 | 8:49 | | | | | | | | |
| 2835 | | KALMYKOVA Tatyana | RUS | 10 JAN 1990 | DQ | ~>> | | | | | | | | | | | | | | |
| | | | | | | | 8:45 (19) | 17:28 (11) | 26:08 (6) | 34:51 (4) | 43:28 (5) | 52:15 (5) | | | | | | | | |
| | | | | | | | | 8:43 | 8:40 | 8:43 | 8:37 | 8:47 | | | | | | | | |
| 1393 | | YANG Mingxia | CHN | 13 JAN 1990 | DQ | ~>>> | | | | | | | | | | | | | | |
| | | | | | | | 8:43 (7) | 17:27 (9) | 26:08 (8) | 34:51 (8) | 43:29 (7) | 52:18 (10) | | | | | | | | |
| | | | | | | | | 8:44 | 8:41 | 8:43 | 8:38 | 8:49 | | | | | | | | |

Weather conditions

Start of race:
End of race:

Temperature

21°C
21°C

Humidity

90%
88%

Conditions

Rain
Rain

| | | | | |
|---------------------------|--------------------------------|-------------------------|---------------------------|------------------------|
| Legend: | =PB Equal Personal Best | > Bent knee | DNF Did not Finish | DQ Disqualified |
| NR National Record | OR Olympic Record | PB Personal Best | SB Season Best | |
| ~ Loss of contact | | | | |



NATIONAL STADIUM
国家体育场
STADE NATIONAL

THU 星期四 JEU
21 AUG 2008
9:00

ATHLETICS
田径 / ATHLÉTISME

WOMEN'S 20km WALK
女子20公里竞走 / 20km MARCHE - FEMMES



RESULTS
比赛成绩 / RÉSULTATS

CORRECTED

| | | | | | |
|-----------------------|----------------|--------------------------|-----|----------------|-------------|
| WORLD RECORD | 1:25:41 | IVANOVA Olimpiada | RUS | Helsinki (FIN) | 7 AUG 2005 |
| OLYMPIC RECORD | 1:29:05 | WANG Liping | CHN | Sydney (AUS) | 28 SEP 2000 |

| Rank | Bib | Name | NOC Code | Date of Birth | Result | Time Behind | |
|------|------|---------------------------|----------|---------------|---------|-------------|-----|
| 1 | 2771 | KANISKINA Olga | RUS | 19 JAN 1985 | 1:26:31 | > | OR |
| 2 | 2530 | PLATZER Kjersti | NOR | 18 JAN 1972 | 1:27:07 | 0:36 > | NR |
| 3 | 2078 | RIGAUDO Elisa | ITA | 17 JUN 1980 | 1:27:12 | 0:41 | PB |
| 4 | 1390 | LIU Hong | CHN | 12 MAY 1987 | 1:27:17 | 0:46 | PB |
| 5 | 1600 | VASCO Maria | ESP | 26 DEC 1975 | 1:27:25 | 0:54 >~ | NR |
| 6 | 1614 | PASCUAL Beatriz | ESP | 9 MAY 1982 | 1:27:44 | 1:13 | PB |
| 7 | 2046 | LOUGHNANE Olive | IRL | 14 JAN 1976 | 1:27:45 | 1:14 ~ | PB |
| 8 | 2642 | CABECINHA Ana | POR | 29 APR 1984 | 1:27:46 | 1:15 | NR |
| 9 | 1938 | TSOUMELEKA Athanasia | GRE | 2 JAN 1982 | 1:27:54 | 1:23 | NR |
| 10 | 2641 | SANTOS Vera | POR | 3 DEC 1981 | 1:28:14 | 1:43 | PB |
| 11 | 1173 | TURAVA Ryta | BLR | 28 DEC 1980 | 1:28:26 | 1:55 | SB |
| 12 | 2786 | SIBILEVA Tatyana | RUS | 17 MAY 1980 | 1:28:28 | 1:57 | |
| 13 | 1403 | SHI Na | CHN | 15 FEB 1981 | 1:29:08 | 2:37 ~ | SB |
| 14 | 2213 | KAWASAKI Mayumi | JPN | 10 MAY 1980 | 1:29:43 | 3:12 ~ | |
| 15 | 1891 | ZIMMER Sabine | GER | 6 FEB 1981 | 1:30:19 | 3:48 | |
| 16 | 2376 | MILUSAUSKAITE Sonata | LTU | 31 AUG 1973 | 1:30:26 | 3:55 | NR |
| 17 | 3093 | ZOZULYA Vira | UKR | 31 AUG 1970 | 1:30:31 | 4:00 > | |
| 18 | 1605 | POVES Maria Jose | ESP | 16 MAR 1978 | 1:30:52 | 4:21 | |
| 19 | 2361 | SALTANOVIC Kristina | LTU | 20 FEB 1975 | 1:31:03 | 4:32 | SB |
| 20 | 1070 | SAVILLE Jane | AUS | 5 NOV 1974 | 1:31:17 | 4:46 ~ | |
| 21 | 2593 | KORZENIOWSKA Sylwia | POL | 25 APR 1980 | 1:31:19 | 4:48 ~ | |
| 22 | 1810 | JACKSON Johanna | GBR | 17 JAN 1985 | 1:31:33 | 5:02 ~~ | NR |
| 23 | 1863 | SEEGER Melanie | GER | 8 JAN 1977 | 1:31:56 | 5:25 | |
| 24 | 2705 | GROZA Ana Maria | ROU | 1 JUN 1976 | 1:32:16 | 5:45 | |
| 25 | 1937 | XINOUEVaggelia | GRE | 22 NOV 1981 | 1:32:19 | 5:48 | PB |
| 26 | 2214 | KONISHI Sachiko | JPN | 4 FEB 1982 | 1:32:21 | 5:50 | |
| 27 | 1525 | SCHINDLEROVA Zuzana | CZE | 25 APR 1987 | 1:32:57 | 6:26 | PB |
| 28 | 1069 | WOODS Claire | AUS | 6 JUL 1981 | 1:33:02 | 6:31 ~ | =PB |
| 29 | 2308 | KIM Mi-jung | KOR | 10 JUN 1979 | 1:33:55 | 7:24 | |
| 30 | 2238 | TOLSTAYA Svetlana | KAZ | 9 AUG 1971 | 1:34:03 | 7:32 | SB |
| 31 | 3162 | DOW Joanne | USA | 19 MAR 1964 | 1:34:15 | 7:44 ~ | SB |
| 32 | 2940 | MALIKOVA Zuzana | SVK | 2 AUG 1983 | 1:34:33 | 8:02 | SB |
| 33 | 1184 | YURCHANKA Sniazhana | BLR | 1 AUG 1984 | 1:35:33 | 9:02 | |
| 34 | 3127 | BOROVSKA-PROKOPIUK Nadiya | UKR | 25 FEB 1981 | 1:35:50 | 9:19 | |
| 35 | 1427 | ZAPATA Sandra | COL | 3 FEB 1977 | 1:36:18 | 9:47 ~ | |
| 36 | 1561 | ORDONEZ Johana | ECU | 12 DEC 1987 | 1:36:26 | 9:55 | |
| 37 | 1218 | SPINDLER Tania Regina | BRA | 10 APR 1977 | 1:36:46 | 10:15 | |
| 38 | 1577 | COLINDRES Veronica | ESA | 9 JUL 1986 | 1:36:52 | 10:21 | SB |
| 39 | 2004 | FUSTI Edina | HUN | 24 JUN 1982 | 1:37:03 | 10:32 | |
| 40 | 1061 | WAPSHOTT Kellie | AUS | 23 MAR 1981 | 1:37:59 | 11:28 | |
| 41 | 1936 | ZAPOUNIDOU Despina | GRE | 5 OCT 1985 | 1:39:11 | 12:40 | |
| 42 | 2327 | DUKURE Jolanta | LAT | 20 SEP 1979 | 1:41:03 | 14:32 | |
| 43 | 1976 | NUNEZ Evelyn | GUA | 9 APR 1971 | 1:44:13 | 17:42 | |
| | 2660 | FEITOR Susana | POR | 28 JAN 1975 | DNF | | |
| | 2412 | YUAN Yu Fang | MAS | 1 FEB 1976 | DNF | > | |
| | 1186 | GINKO Elena | BLR | 30 JUL 1976 | DQ | >>> | |



NATIONAL STADIUM
国家体育场
STADE NATIONAL

THU 星期四 JEU
21 AUG 2008
9:00

ATHLETICS
田径 / ATHLÉTISME

WOMEN'S 20km WALK
女子20公里竞走 / 20km MARCHÉ - FEMMES



RESULTS

比赛成绩 / RÉSULTATS

CORRECTED

| Rank | Bib | Name | NOC Code | Date of Birth | Result | Time Behind |
|------|------|-------------------|----------|---------------|--------|-------------|
| | 2835 | KALMYKOVA Tatyana | RUS | 10 JAN 1990 | DQ | ~>> |
| | 1393 | YANG Mingxia | CHN | 13 JAN 1990 | DQ | ~~~ |

| Intermediate Times | 2km | 8:26 | 2771 | KANISKINA Olga (RUS) |
|--------------------|------|---------|------|----------------------|
| | 4km | 17:00 | 2771 | KANISKINA Olga (RUS) |
| | 6km | 25:31 | 2771 | KANISKINA Olga (RUS) |
| | 8km | 34:09 | 2771 | KANISKINA Olga (RUS) |
| | 10km | 42:43 | 2771 | KANISKINA Olga (RUS) |
| | 12km | 51:19 | 2771 | KANISKINA Olga (RUS) |
| | 14km | 59:51 | 2771 | KANISKINA Olga (RUS) |
| | 16km | 1:08:31 | 2771 | KANISKINA Olga (RUS) |
| | 18km | 1:17:24 | 2771 | KANISKINA Olga (RUS) |

Weather conditions

Start of race:
End of race:

Temperature

21°C
21°C

Humidity

90%
88%

Conditions

Rain
Rain

Weather conditions added

| Legend: | |
|--------------------------------|---------------------------|
| =PB Equal Personal Best | > Bent knee |
| NR National Record | OR Olympic Record |
| ~ Loss of contact | DNF Did not Finish |
| | PB Personal Best |
| | DQ Disqualified |
| | SB Season Best |



NATIONAL STADIUM
国家体育场
STADE NATIONAL

THU 星期四 JEU
21 AUG 2008
20:50

ATHLETICS
田径 / ATHLÉTISME

WOMEN'S 4 x 100m RELAY
女子4 x100米接力 / RELAIS 4 x 100m - FEMMES

ROUND 1 - HEAT 1/2
第1轮-第1组/2 / 1ER TOUR - 1E SÉRIE/2



RESULTS

比赛成绩 / RÉSULTATS

| | | | | | |
|-----------------------|--------------|---------------------|-----|----------------|------------|
| WORLD RECORD | 41.37 | East Germany | GDR | Canberra (AUS) | 6 OCT 1985 |
| OLYMPIC RECORD | 41.60 | East Germany | GDR | Moscow (URS) | 1 AUG 1980 |

| Rank | Bib | NOC | Lane | Reaction Time | Fn | Result |
|----------|------|----------------------------|------|---------------|----|--------------------|
| 1 | | BEL - Belgium | 7 | 0.226 | | 42.92 Q SB |
| | 1116 | BORLEE Olivia | | | | |
| | 1117 | MARIEN Hanna | | | | |
| | 1130 | OUEDRAOGO Elodie | | | | |
| | 1129 | GEVAERT Kim | | | | |
| 2 | | GBR - Great Britain | 9 | 0.187 | | 43.02 Q |
| | 1790 | KWAKYE Jeanette | | | | |
| | 1799 | DOUGLAS Montell | | | | |
| | 1805 | FREEMAN Emily | | | | |
| | 1785 | ANIA Emma | | | | |
| 3 | | BRA - Brazil | 5 | 0.175 | | 43.38 Q |
| | 1217 | COELHO NETO Rosemar | | | | |
| | 1211 | de MOURA Lucimar | | | | |
| | 1219 | PRESTI Thaissa | | | | |
| | 1216 | SANTOS Rosangela | | | | |
| 4 | | NGR - Nigeria | 8 | 0.176 | | 43.43 q SB |
| | 2513 | IDOKO Franca | | | | |
| | 2514 | KEMASUODE Gloria | | | | |
| | 2525 | OSAZUWA Agnes | | | | |
| | 2512 | OSAYOMI Oludamola | | | | |
| 5 | | POL - Poland | 6 | 0.171 | | 43.47 q |
| | 2623 | KLOCEK Ewelina | | | | |
| | 2592 | KORCZYNSKA Daria | | | | |
| | 2587 | JEDRUSINSKA Dorota | | | | |
| | 2585 | JESCHKE Marta | | | | |
| 6 | | BLR - Belarus | 3 | 0.218 | | 43.69 SB |
| | 1172 | NESTSIARENKA Yuliya | | | | |
| | 1174 | DRAHUN Aksana | | | | |
| | 1147 | SHULIAK Nastassia | | | | |
| | 1148 | BAGDANOVICH Anna | | | | |
| | | ITA - Italy | 4 | 0.161 | | DQ R 170.14 |
| | 2077 | PISTONE Anita | | | | |
| | 2069 | CALI' Vincenza | | | | |
| | 2066 | ARCIONI Giulia | | | | |
| | 2111 | ALLOH Audrey | | | | |
| | | USA - United States | 2 | 0.153 | | DQ R 170.13 |
| | 3256 | WILLIAMS Angela | | | | |
| | 3285 | LEWIS Mechelle | | | | |
| | 3165 | EDWARDS Torri | | | | |
| | 3257 | WILLIAMS Lauryn | | | | |

Qualification: First 3 in each heat (Q) and the next 2 fastest (q) advance to the Final



NATIONAL STADIUM
国家体育场
STADE NATIONAL

THU 星期四 JEU
21 AUG 2008
20:50

ATHLETICS
田径 / ATHLÉTISME

WOMEN'S 4 x 100m RELAY
女子4 x 100米接力 / RELAIS 4 x 100m - FEMMES

ROUND 1 - HEAT 1/2
第1轮-第1组/2 / 1ER TOUR - 1E SÉRIE/2



RESULTS

比赛成绩 / RÉSULTATS

Weather conditions

Temperature: 21 °C Humidity: 87 % Conditions: Light Rain

Note

IAAF Rule 170.14 - early / late take-over
IAAF Rule 170.13 - fault at recovering a dropped baton

Legend:

| | | | | | | | |
|-----------|--------------|-----------|-------------|----------|--------------------|----------|-------------------|
| DQ | Disqualified | Fn | False start | Q | Qualified by place | q | Qualified by time |
| SB | Season Best | | | | | | |



NATIONAL STADIUM
国家体育场
STADE NATIONAL

THU 星期四 JEU
21 AUG 2008
21:00

ATHLETICS
田径 / ATHLÉTISME

WOMEN'S 4 x 100m RELAY
女子4 x100米接力 / RELAIS 4 x 100m - FEMMES

ROUND 1 - HEAT 2/2
第1轮-第2组/2 / 1ER TOUR - 2E SÉRIE/2



RESULTS

比赛成绩 / RÉSULTATS

| | | | | | |
|-----------------------|--------------|---------------------|-----|----------------|------------|
| WORLD RECORD | 41.37 | East Germany | GDR | Canberra (AUS) | 6 OCT 1985 |
| OLYMPIC RECORD | 41.60 | East Germany | GDR | Moscow (URS) | 1 AUG 1980 |

| Rank | Bib | NOC | Lane | Reaction Time | Fn | Result |
|----------|------|------------------------------------|------|---------------|----|--------------------|
| 1 | | JAM - Jamaica | 7 | 0.276 | | 42.24 Q SB |
| | 2165 | FRASER Shelly-Ann | | | | |
| | 2139 | BROOKS Sheri-Ann | | | | |
| | 2130 | BAILEY Aleen | | | | |
| | 2133 | CAMPBELL-BROWN Veronica | | | | |
| 2 | | RUS - Russian Federation | 3 | 0.191 | | 42.87 Q |
| | 2748 | POLYAKOVA Evgeniya | | | | |
| | 2823 | FEDORIVA Aleksandra | | | | |
| | 2746 | GUSHCHINA Yulia | | | | |
| | 2745 | CHERMOSHANSKAYA Yuliya | | | | |
| 3 | | GER - Germany | 4 | 0.203 | | 43.59 Q |
| | 1881 | MOLLINGER Annett | | | | |
| | 1861 | SAILER Verena | | | | |
| | 1886 | TSCHIRCH Cathleen | | | | |
| | 1925 | WAGNER Marion | | | | |
| 4 | | CHN - China | 5 | 0.159 | | 43.78 |
| | 1350 | TAO Yujia | | | | |
| | 1333 | WANG Jing | | | | |
| | 1394 | JIANG Lan | | | | |
| | 1345 | QIN Wangping | | | | |
| 5 | | THA - Thailand | 9 | 0.269 | | 44.38 |
| | 2987 | JAKSUNIN Sangwan | | | | |
| | 2985 | KLOMDEE Orranut | | | | |
| | 2984 | THAVONCHAROEN Jutamass | | | | |
| | 2983 | SANRAT Nongnuch | | | | |
| | | FRA - France | 2 | 0.215 | | DNF |
| | 1773 | SOUMARE Myriam | | | | |
| | 1742 | HURTIS-HOUAIRI Muriel | | | | |
| | 1744 | JACQUES-SEBASTIEN Lina | | | | |
| | 1748 | LOUAMI Carima | | | | |
| | | TRI - Trinidad & Tobago | 6 | 0.303 | | DNF |
| | 3006 | HUTSON Wanda | | | | |
| | 3007 | BAPTISTE Kelly-Ann | | | | |
| | 3010 | HUTCHINSON Ayanna | | | | |
| | 3015 | HACKETT Semoy | | | | |
| | | UKR - Ukraine | 8 | 0.225 | | DQ R 170.14 |
| | 3065 | PYGYDA Nataliia | | | | |
| | 3066 | POHREBNIAK Natalia | | | | |
| | 3077 | SHEPETYUK Iryna | | | | |
| | 3115 | SHCHERBAK Oksana | | | | |

Qualification: First 3 in each heat (Q) and the next 2 fastest (q) advance to the Final



NATIONAL STADIUM
国家体育场
STADE NATIONAL

THU 星期四 JEU
21 AUG 2008
21:00

ATHLETICS
田径 / ATHLÉTISME

WOMEN'S 4 x 100m RELAY
女子4 x 100米接力 / RELAIS 4 x 100m - FEMMES

ROUND 1 - HEAT 2/2
第1轮-第2组/2 / 1ER TOUR - 2E SÉRIE/2



RESULTS

比赛成绩 / RÉSULTATS

Weather conditions

Temperature: 21 °C Humidity: 87 % Conditions: Light Rain

Note

IAAF Rule 170.14 - early / late take-over

Legend:

| | | | | | | | |
|------------|----------------|-----------|--------------|-----------|-------------|----------|--------------------|
| DNF | Did not Finish | DQ | Disqualified | Fn | False start | Q | Qualified by place |
| SB | Season Best | | | | | | |



NATIONAL STADIUM
国家体育场
STADE NATIONAL

THU 星期四 JEU
21 AUG 2008

ATHLETICS
田径 / ATHLÉTISME

WOMEN'S 4 x 100m RELAY
女子4 x100米接力 / RELAIS 4 x 100m - FEMMES

ROUND 1
第1轮 / 1ER TOUR



RESULTS SUMMARY

比赛成绩综合 / RÉSUMÉ DES RÉSULTATS

CORRECTED

| | | | | | |
|-----------------------|--------------|---------------------|-----|----------------|------------|
| WORLD RECORD | 41.37 | East Germany | GDR | Canberra (AUS) | 6 OCT 1985 |
| OLYMPIC RECORD | 41.60 | East Germany | GDR | Moscow (URS) | 1 AUG 1980 |

| Rank | Name | NOC Code | Heat | Lane | Position | Time | | |
|------|--------------------|----------|------|------|----------|--------------|----------|----|
| 1 | Jamaica | JAM | 2 | 7 | 1 | 42.24 | Q | SB |
| 2 | Russian Federation | RUS | 2 | 3 | 2 | 42.87 | Q | |
| 3 | Belgium | BEL | 1 | 7 | 1 | 42.92 | Q | SB |
| 4 | Great Britain | GBR | 1 | 9 | 2 | 43.02 | Q | |
| 5 | Brazil | BRA | 1 | 5 | 3 | 43.38 | Q | |
| 6 | Nigeria | NGR | 1 | 8 | 4 | 43.43 | q | SB |
| 7 | Poland | POL | 1 | 6 | 5 | 43.47 | q | |
| 8 | Germany | GER | 2 | 4 | 3 | 43.59 | Q | |
| 9 | Belarus | BLR | 1 | 3 | 6 | 43.69 | | SB |
| 10 | China | CHN | 2 | 5 | 4 | 43.78 | | |
| 11 | Thailand | THA | 2 | 9 | 5 | 44.38 | | |
| | France | FRA | 2 | 2 | | DNF | | |
| | Trinidad & Tobago | TRI | 2 | 6 | | DNF | | |
| | Italy | ITA | 1 | 4 | | DQ | R 170.14 | |
| | Ukraine | UKR | 2 | 8 | | DQ | R 170.14 | |
| | United States | USA | 1 | 2 | | DQ | R 170.13 | |

Qualification: First 3 in each heat (Q) and the next 2 fastest (q) advance to the Final

Note
IAAF Rule 170.14 - early / late take-over
IAAF Rule 170.13 - fault at recovering a dropped baton

Bib column removed from report

Legend:
DNF Did not Finish **DQ** Disqualified **Q** Qualified by place **q** Qualified by result
SB Season Best



NATIONAL STADIUM
国家体育场
STADE NATIONAL

FRI 星期五 VEN
22 AUG 2008
21:15

ATHLETICS
田径 / ATHLÉTISME

WOMEN'S 4 x 100m RELAY
女子4 x100米接力 / RELAIS 4 x 100m - FEMMES

FINAL
决赛 / FINALE



RESULTS
比赛成绩 / RÉSULTATS

| | | | | | |
|-----------------------|--------------|---------------------|-----|----------------|------------|
| WORLD RECORD | 41.37 | East Germany | GDR | Canberra (AUS) | 6 OCT 1985 |
| OLYMPIC RECORD | 41.60 | East Germany | GDR | Moscow (URS) | 1 AUG 1980 |

| Rank | Bib | NOC | Lane | Reaction Time | Fn | Result |
|----------|------|---------------------------------|------|---------------|----|--------------------|
| 1 | | RUS - Russian Federation | 4 | 0.199 | | 42.31 SB |
| | 2748 | POLYAKOVA Evgeniya | | | | |
| | 2823 | FEDORIVA Aleksandra | | | | |
| | 2746 | GUSHCHINA Yulia | | | | |
| | 2745 | CHERMOSHANSKAYA Yuliya | | | | |
| 2 | | BEL - Belgium | 5 | 0.190 | | 42.54 NR |
| | 1116 | BORLEE Olivia | | | | |
| | 1117 | MARIEN Hanna | | | | |
| | 1130 | OUEDRAOGO Elodie | | | | |
| | 1129 | GEVAERT Kim | | | | |
| 3 | | NGR - Nigeria | 3 | 0.184 | | 43.04 SB |
| | 2513 | IDOKO Franca | | | | |
| | 2514 | KEMASUODE Gloria | | | | |
| | 2523 | ISMAILA Halimat | | | | |
| | 2512 | OSAYOMI Oludamola | | | | |
| 4 | | BRA - Brazil | 8 | 0.198 | | 43.14 SB |
| | 1217 | COELHO NETO Rosemar | | | | |
| | 1211 | de MOURA Lucimar | | | | |
| | 1219 | PRESTI Thaissa | | | | |
| | 1216 | SANTOS Rosangela | | | | |
| 5 | | GER - Germany | 9 | 0.242 | | 43.28 |
| | 1881 | MOLLINGER Annett | | | | |
| | 1861 | SAILER Verena | | | | |
| | 1886 | TSCHIRCH Cathleen | | | | |
| | 1925 | WAGNER Marion | | | | |
| | | GBR - Great Britain | 7 | 0.167 | | DNF |
| | 1790 | KWAKYE Jeanette | | | | |
| | 1799 | DOUGLAS Montell | | | | |
| | 1805 | FREEMAN Emily | | | | |
| | 1785 | ANIA Emma | | | | |
| | | JAM - Jamaica | 6 | 0.249 | | DNF |
| | 2165 | FRASER Shelly-Ann | | | | |
| | 2145 | SIMPSON Sherone | | | | |
| | 2178 | STEWART Kerron | | | | |
| | 2133 | CAMPBELL-BROWN Veronica | | | | |
| | | POL - Poland | 2 | 0.154 | | DQ R 170.14 |
| | 2623 | KLOCEK Ewelina | | | | |
| | 2592 | KORCZYNSKA Daria | | | | |
| | 2587 | JEDRUSINSKA Dorota | | | | |
| | 2634 | KOCIELNIK Joanna Henryka | | | | |

Weather conditions

Temperature: 28 °C Humidity: 60 % Conditions: Partly cloudy

Note
IAAF Rule 170.14 - early / late take-over

Legend:
DNF Did not Finish DQ Disqualified Fn False start NR National Record
SB Season Best

Results Progression



WOMEN'S 4 X 100M RELAY FINAL
National Stadium / FRI 22 AUG 2008

World Record 41.37 GDR GDR Canberra(AUS) 6 OCT 1985
Olympic Record 41.60 GDR GDR Moscow(URS) 1 AUG 1980

| Rk | NOC | NOC Name | Phase | Lane | Position | Time | | |
|----|------------|---------------|-------------|------|----------|-------|----------|----|
| 1 | <u>RUS</u> | Russian Fed. | Final | 4 | 1 | 42.31 | | SB |
| | | | Round 1 2/2 | 3 | 2 | 42.87 | Q | |
| 2 | <u>BEL</u> | Belgium | Final | 5 | 2 | 42.54 | | NR |
| | | | Round 1 1/2 | 7 | 1 | 42.92 | Q | SB |
| 3 | <u>NGR</u> | Nigeria | Final | 3 | 3 | 43.04 | | SB |
| | | | Round 1 1/2 | 8 | 4 | 43.43 | q | SB |
| 4 | <u>BRA</u> | Brazil | Final | 8 | 4 | 43.14 | | SB |
| | | | Round 1 1/2 | 5 | 3 | 43.38 | Q | |
| 5 | <u>GER</u> | Germany | Final | 9 | 5 | 43.28 | | |
| | | | Round 1 2/2 | 4 | 3 | 43.59 | Q | |
| | <u>GBR</u> | Great Britain | Final | 7 | | DNF | | |
| | | | Round 1 1/2 | 9 | 2 | 43.02 | Q | |
| | <u>JAM</u> | Jamaica | Final | 6 | | DNF | | |
| | | | Round 1 2/2 | 7 | 1 | 42.24 | Q | SB |
| | <u>POL</u> | Poland | Final | 2 | | DQ | R 170.14 | |
| | | | Round 1 1/2 | 6 | 5 | 43.47 | q | |

Legend

| | | | |
|----------------------------|------------------------------|----------------------------|----------------------------------|
| AR - Area Record | DNF - Did not Finish | DNS - Did not Start | DQ - Disqualified |
| NR - National Record | OR - Olympic Record | PB - Personal Best | Q - Qualified by place |
| q - Qualified by result | R - IAAF Rule | Rk - Rank | SB - Season Best |
| WJR - World Junior Record | WR - World Record | =AR - Equal Area Record | =NR - Equal National Record |
| =OR - Equal Olympic Record | =PB - Equalled Personal Best | =SB - Equalled Season Best | =WJR - Equal World Junior Record |
| =WR - Equal World Record | | | |

Note

IAAF Rule 170.14 - early / late take-over

21:29:48 22 AUG 2008
ATW401000_C74D 2.0



NATIONAL STADIUM
国家体育场
STADE NATIONAL

FRI 星期五 VEN
22 AUG 2008
19:40

ATHLETICS
田径 / ATHLÉTISME

WOMEN'S 4 x 400m RELAY
女子4 x400米接力 / RELAIS 4 x 400m - FEMMES

ROUND 1 - HEAT 1/2
第1轮-第1组/2 / 1ER TOUR - 1E SÉRIE/2



RESULTS
比赛成绩 / RÉSULTATS

| | | | | | |
|-----------------------|----------------|---------------------|-----|-------------|------------|
| WORLD RECORD | 3:15.17 | Soviet Union | URS | Seoul (KOR) | 1 OCT 1988 |
| OLYMPIC RECORD | 3:15.17 | Soviet Union | URS | Seoul (KOR) | 1 OCT 1988 |

| Rank | Bib | NOC | Lane | Reaction Time | | | Fn | Result |
|----------|------|---------------------------------|----------|---------------|-----|---------|-----|---------------------|
| 1 | | RUS - Russian Federation | 3 | 0.338 | | | | 3:23.71 Q SB |
| | 2820 | MIGUNOVA Elena | | 51.80 | (3) | | | |
| | 2744 | VESHKUROVA Tatyana | | 49.68 | (1) | 1:41.48 | (1) | |
| | 2818 | LITVINOVA Liudmila | | 50.32 | (1) | 2:31.80 | (1) | |
| | 2816 | FIROVA Tatiana | | 51.91 | (5) | | | |
| 2 | | CUB - Cuba | 7 | 0.194 | | | | 3:25.46 Q SB |
| | 1469 | DIAZ Roxana | | 51.77 | (2) | | | |
| | 1474 | CALATAYUD Zulia | | 51.20 | (3) | 1:42.97 | (3) | |
| | 1478 | CLEMENT Susana | | 51.38 | (4) | 2:34.35 | (3) | |
| | 1480 | TERRERO Indira | | 51.11 | (3) | | | |
| 3 | | GBR - Great Britain | 5 | 0.214 | | | | 3:25.48 Q SB |
| | 1832 | SANDERS Nicola | | 50.95 | (1) | | | |
| | 1837 | SOTHERTON Kelly | | 50.57 | (2) | 1:41.52 | (2) | |
| | 1820 | OKORO Marilyn | | 51.02 | (3) | 2:32.54 | (2) | |
| | 1819 | OHURUOGU Christine | | 52.94 | (8) | | | |
| 4 | | GER - Germany | 6 | 0.200 | | | | 3:25.55 q SB |
| | 1874 | TILGNER Jonna Valesca | | 52.90 | (5) | | | |
| | 1921 | NWACHUKWU Sorina | | 51.57 | (5) | 1:44.47 | (4) | |
| | 1924 | EKPO-UMOH Florence | | 50.94 | (2) | 2:35.41 | (4) | |
| | 1916 | HOFFMANN Claudia | | 50.14 | (1) | | | |
| 5 | | UKR - Ukraine | 8 | 0.289 | | | | 3:27.44 |
| | 3115 | SHCHERBAK Oksana | | 52.65 | (4) | | | |
| | 3097 | PETLIUK Tetiana | | 52.56 | (8) | 1:45.21 | (8) | |
| | 3067 | KARANDYUK Kseniya | | 52.06 | (6) | 2:37.27 | (6) | |
| | 3065 | PYGYDA Nataliia | | 50.17 | (2) | | | |
| 6 | | POL - Poland | 2 | 0.275 | | | | 3:28.23 |
| | 2569 | BEJNAR Monika | | 52.99 | (6) | | | |
| | 2620 | WOJCIK Jolanta | | 51.72 | (7) | 1:44.71 | (5) | |
| | 2586 | JESIEN Anna | | 51.39 | (5) | 2:36.10 | (5) | |
| | 2606 | PROKOPEK-JANACEK Grazyna | | 52.13 | (6) | | | |
| 7 | | IND - India | 4 | 0.189 | | | | 3:28.83 |
| | 2028 | SATTI Geetha | | 53.74 | (8) | | | |
| | 2024 | KAUR Manjeet | | 51.43 | (4) | 1:45.17 | (7) | |
| | 2023 | KULATHUMMURIYIL SOMAN Chithra | | 52.49 | (7) | 2:37.66 | (7) | |
| | 2027 | KAUR Mandeep | | 51.17 | (4) | | | |
| 8 | | JPN - Japan | 9 | 0.207 | | | | 3:30.52 SB |
| | 2195 | KUBOKURA Satomi | | 53.59 | (7) | | | |
| | 2193 | TANNO Asami | | 51.57 | (5) | 1:45.16 | (6) | |
| | 2196 | KIDA Mayu | | 52.72 | (8) | 2:37.88 | (8) | |
| | 2198 | AOKI Sayaka | | 52.64 | (7) | | | |

Qualification: First 3 in each heat (Q) and the next 2 fastest (q) advance to the Final



NATIONAL STADIUM
国家体育场
STADE NATIONAL

FRI 星期五 VEN
22 AUG 2008
19:40

ATHLETICS
田径 / ATHLÉTISME

WOMEN'S 4 x 400m RELAY
女子4 x400米接力 / RELAIS 4 x 400m - FEMMES

ROUND 1 - HEAT 1/2
第1轮-第1组/2 / 1ER TOUR - 1E SÉRIE/2



RESULTS
比赛成绩 / RÉSULTATS

Weather conditions

Temperature: 30 °C Humidity: 51 % Conditions: Sunny

individual times added

| | | | | | |
|----------------|-------------|----------|--------------------|-----------|-------------------|
| Legend: | | | | | |
| Fn | False start | Q | Qualified by place | q | Qualified by time |
| | | | | SB | Season Best |



NATIONAL STADIUM
国家体育场
STADE NATIONAL

FRI 星期五 VEN
22 AUG 2008
19:50

ATHLETICS
田径 / ATHLÉTISME

WOMEN'S 4 x 400m RELAY
女子4 x400米接力 / RELAIS 4 x 400m - FEMMES

ROUND 1 - HEAT 2/2
第1轮-第2组/2 / 1ER TOUR - 2E SÉRIE/2



RESULTS
比赛成绩 / RÉSULTATS

| | | | | | |
|-----------------------|----------------|---------------------|-----|-------------|------------|
| WORLD RECORD | 3:15.17 | Soviet Union | URS | Seoul (KOR) | 1 OCT 1988 |
| OLYMPIC RECORD | 3:15.17 | Soviet Union | URS | Seoul (KOR) | 1 OCT 1988 |

| Rank | Bib | NOC | Lane | Reaction Time | | | Fn | Result |
|----------|------|----------------------------|----------|---------------|-----|---------|-----|---------------------|
| 1 | | USA - United States | 7 | 0.284 | | | | 3:22.45 Q SB |
| | 3154 | WINEBERG Mary | | 51.03 | (2) | | | |
| | 3182 | HENDERSON Monique | | 49.78 | (1) | 1:40.81 | (2) | |
| | 3179 | HASTINGS Natasha | | 49.97 | (2) | 2:30.78 | (1) | |
| | 3222 | RICHARDS Sanya | | 51.67 | (5) | | | |
| 2 | | JAM - Jamaica | 3 | 0.220 | | | | 3:22.60 Q SB |
| | 2169 | WILLIAMS Novelene | | 50.46 | (1) | | | |
| | 2174 | LLOYD Shereefa | | 50.07 | (2) | 1:40.53 | (1) | |
| | 2173 | WILKINS Bobby-Gaye | | 50.94 | (3) | 2:31.47 | (2) | |
| | 2170 | WILLIAMS Shericka | | 51.13 | (3) | | | |
| 3 | | BLR - Belarus | 6 | 0.250 | | | | 3:22.78 Q SB |
| | 1179 | YUSHCHANKA Yulyana | | 51.40 | (3) | | | |
| | 1180 | KHLIUSTAVA Iryna | | 50.37 | (3) | 1:41.77 | (3) | |
| | 1145 | USOVICH Ilona | | 49.93 | (1) | 2:31.70 | (3) | |
| | 1146 | USOVICH Sviatlana | | 51.08 | (2) | | | |
| 4 | | NGR - Nigeria | 2 | 0.263 | | | | 3:24.10 q SB |
| | 2515 | ABUGAN Folashade | | 51.47 | (4) | | | |
| | 2508 | EZE Joy Amechi | | 50.42 | (4) | 1:41.89 | (4) | |
| | 2516 | NWOKE Oluoma | | 51.83 | (5) | 2:33.72 | (4) | |
| | 2527 | ODUMOSU Ajoke | | 50.38 | (1) | | | |
| 5 | | FRA - France | 4 | 0.244 | | | | 3:26.61 SB |
| | 1718 | ANACHARSIS Phara | | 51.76 | (5) | | | |
| | 1766 | SIGERE Thelia | | 51.75 | (6) | 1:43.51 | (5) | |
| | 1731 | DESERT Solen | | 51.20 | (4) | 2:34.71 | (5) | |
| | 1752 | MICHANOL Virginie | | 51.90 | (6) | | | |
| 6 | | BRA - Brazil | 9 | | | | | 3:30.10 |
| | 1239 | ALMIRAO Maria Laura | | 53.49 | (6) | | | |
| | 1209 | TITO Josiane | | 52.60 | (8) | 1:46.09 | (8) | |
| | 1207 | PINHEIRO Emmily | | 51.95 | (6) | 2:38.04 | (6) | |
| | 1212 | TEODORO Lucimar | | 52.06 | (7) | | | |
| 7 | | MEX - Mexico | 5 | 0.249 | | | | 3:30.36 |
| | 2449 | GRAJEDA Ruth | | 54.71 | (8) | | | |
| | 2448 | MEDINA Gabriela | | 51.03 | (5) | 1:45.74 | (7) | |
| | 2447 | VELA Nallely | | 53.01 | (8) | 2:38.75 | (8) | |
| | 2451 | RODRIGUEZ Zudikey | | 51.61 | (4) | | | |
| 8 | | CHN - China | 8 | 0.234 | | | | 3:30.77 |
| | 1338 | HAN Ling | | 53.51 | (7) | | | |
| | 1401 | CHEN Jingwen | | 52.08 | (7) | 1:45.59 | (6) | |
| | 1402 | WANG Jinping | | 52.91 | (7) | 2:38.50 | (7) | |
| | 1354 | TANG Xiaoyin | | 52.27 | (8) | | | |

Qualification: First 3 in each heat (Q) and the next 2 fastest (q) advance to the Final



NATIONAL STADIUM
国家体育场
STADE NATIONAL

FRI 星期五 VEN
22 AUG 2008
19:50

ATHLETICS
田径 / ATHLÉTISME

WOMEN'S 4 x 400m RELAY
女子4 x400米接力 / RELAIS 4 x 400m - FEMMES

ROUND 1 - HEAT 2/2
第1轮-第2组/2 / 1ER TOUR - 2E SÉRIE/2



RESULTS
比赛成绩 / RÉSULTATS

Weather conditions

Temperature: 30 °C Humidity: 51 % Conditions: Sunny

individual times added

| | | | | | |
|----------------|-------------|----------|--------------------|-----------|-------------------|
| Legend: | | | | | |
| Fn | False start | Q | Qualified by place | q | Qualified by time |
| | | | | SB | Season Best |



NATIONAL STADIUM
国家体育场
STADE NATIONAL

FRI 星期五 VEN
22 AUG 2008

ATHLETICS
田径 / ATHLÉTISME

WOMEN'S 4 x 400m RELAY
女子4 x400米接力 / RELAIS 4 x 400m - FEMMES

ROUND 1
第1轮 / 1ER TOUR



RESULTS SUMMARY

比赛成绩综合 / RÉSUMÉ DES RÉSULTATS

| | | | | | |
|-----------------------|----------------|---------------------|-----|-------------|------------|
| WORLD RECORD | 3:15.17 | Soviet Union | URS | Seoul (KOR) | 1 OCT 1988 |
| OLYMPIC RECORD | 3:15.17 | Soviet Union | URS | Seoul (KOR) | 1 OCT 1988 |

| Rank | Name | NOC Code | Heat | Lane | Position | Time | | |
|------|--------------------|----------|------|------|----------|---------|---|----|
| 1 | United States | USA | 2 | 7 | 1 | 3:22.45 | Q | SB |
| 2 | Jamaica | JAM | 2 | 3 | 2 | 3:22.60 | Q | SB |
| 3 | Belarus | BLR | 2 | 6 | 3 | 3:22.78 | Q | SB |
| 4 | Russian Federation | RUS | 1 | 3 | 1 | 3:23.71 | Q | SB |
| 5 | Nigeria | NGR | 2 | 2 | 4 | 3:24.10 | q | SB |
| 6 | Cuba | CUB | 1 | 7 | 2 | 3:25.46 | Q | SB |
| 7 | Great Britain | GBR | 1 | 5 | 3 | 3:25.48 | Q | SB |
| 8 | Germany | GER | 1 | 6 | 4 | 3:25.55 | q | SB |
| 9 | France | FRA | 2 | 4 | 5 | 3:26.61 | | SB |
| 10 | Ukraine | UKR | 1 | 8 | 5 | 3:27.44 | | |
| 11 | Poland | POL | 1 | 2 | 6 | 3:28.23 | | |
| 12 | India | IND | 1 | 4 | 7 | 3:28.83 | | |
| 13 | Brazil | BRA | 2 | 9 | 6 | 3:30.10 | | |
| 14 | Mexico | MEX | 2 | 5 | 7 | 3:30.36 | | |
| 15 | Japan | JPN | 1 | 9 | 8 | 3:30.52 | | SB |
| 16 | China | CHN | 2 | 8 | 8 | 3:30.77 | | |

Qualification: First 3 in each heat (Q) and the next 2 fastest (q) advance to the Final

| | | | | | | |
|----------------|---|--------------------|---|---------------------|----|-------------|
| Legend: | Q | Qualified by place | q | Qualified by result | SB | Season Best |
|----------------|---|--------------------|---|---------------------|----|-------------|



NATIONAL STADIUM
国家体育场
STADE NATIONAL

SAT 星期六 SAM
23 AUG 2008
20:40

ATHLETICS
田径 / ATHLÉTISME

WOMEN'S 4 x 400m RELAY
女子4 x400米接力 / RELAIS 4 x 400m - FEMMES

FINAL
决赛 / FINALE



RESULTS
比赛成绩 / RÉSULTATS

| | | | | | |
|-----------------------|----------------|---------------------|-----|-------------|------------|
| WORLD RECORD | 3:15.17 | Soviet Union | URS | Seoul (KOR) | 1 OCT 1988 |
| OLYMPIC RECORD | 3:15.17 | Soviet Union | URS | Seoul (KOR) | 1 OCT 1988 |

| Rank | Bib | NOC | Lane | Reaction Time | | | | Fn | Result |
|----------|------|---------------------------------|----------|---------------|-----|---------|-----|----|-------------------|
| 1 | | USA - United States | 4 | 0.327 | | | | | 3:18.54 SB |
| | 3154 | WINEBERG Mary | | 51.00 | (3) | | | | |
| | 3167 | FELIX Allyson | | 48.55 | (1) | 1:39.55 | (1) | | |
| | 3182 | HENDERSON Monique | | 50.06 | (3) | 2:29.61 | (2) | | |
| | 3222 | RICHARDS Sanya | | 48.93 | (1) | | | | |
| 2 | | RUS - Russian Federation | 5 | 0.314 | | | | | 3:18.82 SB |
| | 2746 | GUSHCHINA Yulia | | 50.62 | (1) | | | | |
| | 2818 | LITVINOVA Liudmila | | 49.18 | (2) | 1:39.80 | (2) | | |
| | 2816 | FIROVA Tatiana | | 49.20 | (1) | 2:29.00 | (1) | | |
| | 2826 | KAPACHINSKAYA Anastasia | | 49.82 | (4) | | | | |
| 3 | | JAM - Jamaica | 7 | 0.231 | | | | | 3:20.40 SB |
| | 2170 | WILLIAMS Shericka | | 50.88 | (2) | | | | |
| | 2174 | LLOYD Shereefa | | 49.32 | (3) | 1:40.20 | (3) | | |
| | 2180 | WHYTE Rosemarie | | 50.34 | (4) | 2:30.54 | (3) | | |
| | 2169 | WILLIAMS Novelene | | 49.86 | (5) | | | | |
| 4 | | BLR - Belarus | 8 | 0.306 | | | | | 3:21.85 NR |
| | 1181 | KOZAK Anna | | 51.98 | (7) | | | | |
| | 1180 | KHLIUSTAVA Iryna | | 50.33 | (5) | 1:42.31 | (7) | | |
| | 1145 | USOVICH Ilona | | 49.85 | (2) | 2:32.16 | (4) | | |
| | 1146 | USOVICH Sviatlana | | 49.69 | (3) | | | | |
| 5 | | GBR - Great Britain | 9 | 0.264 | | | | | 3:22.68 SB |
| | 1819 | OHURUOGU Christine | | 51.27 | (5) | | | | |
| | 1837 | SOTHERTON Kelly | | 50.35 | (6) | 1:41.62 | (5) | | |
| | 1820 | OKORO Marilyn | | 51.52 | (6) | 2:33.14 | (7) | | |
| | 1832 | SANDERS Nicola | | 49.54 | (2) | | | | |
| 6 | | CUB - Cuba | 6 | 0.273 | | | | | 3:23.21 NR |
| | 1469 | DIAZ Roxana | | 51.11 | (4) | | | | |
| | 1474 | CALATAYUD Zulia | | 51.17 | (7) | 1:42.28 | (6) | | |
| | 1478 | CLEMENT Susana | | 50.47 | (5) | 2:32.75 | (5) | | |
| | 1480 | TERRERO Indira | | 50.46 | (6) | | | | |
| 7 | | NGR - Nigeria | 2 | 0.330 | | | | | 3:23.74 SB |
| | 2508 | EZE Joy Amechi | | 51.46 | (6) | | | | |
| | 2515 | ABUGAN Folashade | | 50.03 | (4) | 1:41.49 | (4) | | |
| | 2516 | NWOKE Oluoma | | 51.53 | (7) | 2:33.02 | (6) | | |
| | 2527 | ODUMOSU Ajoke | | 50.72 | (7) | | | | |
| 8 | | GER - Germany | 3 | 0.189 | | | | | 3:28.45 |
| | 1874 | TILGNER Jonna Valesca | | 53.12 | (8) | | | | |
| | 1921 | NWACHUKWU Sorina | | 52.60 | (8) | 1:45.72 | (8) | | |
| | 1924 | EKPO-UMOH Florence | | 51.66 | (8) | 2:37.38 | (8) | | |
| | 1916 | HOFFMANN Claudia | | 51.07 | (8) | | | | |

Weather conditions

Temperature: 30 °C Humidity: 44 % Conditions: Cloudy

individual times added and reaction times corrected

| | | | | |
|----------------|-------------|----|-----------------|----------------|
| Legend: | | | | |
| Fn | False start | NR | National Record | SB Season Best |

Results Progression



WOMEN'S 4 X 400M RELAY FINAL
National Stadium / SAT 23 AUG 2008

World Record 3: 15.17 USSR URS Seoul(KOR) 1 OCT 1988
Olympic Record 3: 15.17 USSR URS Seoul(KOR) 1 OCT 1988

| Rk | NOC | NOC Name | Phase | Lane | Position | Time | | |
|----|------------|---------------|-------------|------|----------|----------|----------|----|
| 1 | <u>USA</u> | United States | Final | 4 | 1 | 3: 18.54 | | SB |
| | | | Round 1 2/2 | 7 | 1 | 3: 22.45 | Q | SB |
| 2 | <u>RUS</u> | Russian Fed. | Final | 5 | 2 | 3: 18.82 | | SB |
| | | | Round 1 1/2 | 3 | 1 | 3: 23.71 | Q | SB |
| 3 | <u>JAM</u> | Jamaica | Final | 7 | 3 | 3: 20.40 | | SB |
| | | | Round 1 2/2 | 3 | 2 | 3: 22.60 | Q | SB |
| 4 | <u>BLR</u> | Belarus | Final | 8 | 4 | 3: 21.85 | | NR |
| | | | Round 1 2/2 | 6 | 3 | 3: 22.78 | Q | SB |
| 5 | <u>GBR</u> | Great Britain | Final | 9 | 5 | 3: 22.68 | | SB |
| | | | Round 1 1/2 | 5 | 3 | 3: 25.48 | Q | SB |
| 6 | <u>CUB</u> | Cuba | Final | 6 | 6 | 3: 23.21 | | NR |
| | | | Round 1 1/2 | 7 | 2 | 3: 25.46 | Q | SB |
| 7 | <u>NGR</u> | Nigeria | Final | 2 | 7 | 3: 23.74 | | SB |
| | | | Round 1 2/2 | 2 | 4 | 3: 24.10 | q | SB |
| 8 | <u>GER</u> | Germany | Final | 3 | 8 | 3: 28.45 | | |
| | | | Round 1 1/2 | 6 | 4 | 3: 25.55 | q | SB |

Legend

| | | | |
|----------------------------|------------------------------|----------------------------|----------------------------------|
| AR - Area Record | DNF - Did not Finish | DNS - Did not Start | DQ - Disqualified |
| NR - National Record | OR - Olympic Record | PB - Personal Best | Q - Qualified by place |
| q - Qualified by result | R - IAAF Rule | Rk - Rank | SB - Season Best |
| WJR - World Junior Record | WR - World Record | =AR - Equal Area Record | =NR - Equal National Record |
| =OR - Equal Olympic Record | =PB - Equalled Personal Best | =SB - Equalled Season Best | =WJR - Equal World Junior Record |
| =WR - Equal World Record | | | |

20:47:02 23 AUG 2008
ATW404000_C74D 2.0



RECORDS SET As of 23 AUG 2008
新纪录统计 / RECORDS ÉTABLIS

| Record Type | Event | Phase | Athlete / Team | NOC Code | Result |
|-------------|----------------------------|---------------|--------------------------|----------|----------|
| WR | Men's 100m | Final | BOLT Usain | JAM | 9.69 |
| | Men's 200m | Final | BOLT Usain | JAM | 19.30 |
| | Men's 4 x 100m Relay | Final | JAM - Jamaica | JAM | 37.10 |
| | Women's 3000m Steeplechase | Final | GALKINA-SAMITOVA Gulnara | RUS | 8:58.81 |
| | Women's Pole Vault | Final | ISINBAEVA Elena | RUS | 5.05 |
| OR | Men's 100m | Final | BOLT Usain | JAM | 9.69 |
| | Men's 200m | Final | BOLT Usain | JAM | 19.30 |
| | Men's 5000m | Final | BEKELE Kenenisa | ETH | 12:57.82 |
| | Men's 10,000m | Final | BEKELE Kenenisa | ETH | 27:01.17 |
| | Men's Pole Vault | Final | HOOKEER Steve | AUS | 5.96 |
| | Men's Javelin Throw | Final | THORKILDSEN Andreas | NOR | 90.57 |
| | Men's 50km Walk | Final | SCHWAZER Alex | ITA | 3:37:09 |
| | Men's 4 x 100m Relay | Final | JAM - Jamaica | JAM | 37.10 |
| | Men's 4 x 100m Relay | Final | JAM - Jamaica | JAM | 37.10 |
| | Men's 4 x 400m Relay | Final | USA - United States | USA | 2:55.39 |
| | Women's 10,000m | Final | DIBABA Tirunesh | ETH | 29:54.66 |
| | Women's 3000m Steeplechase | Final | GALKINA-SAMITOVA Gulnara | RUS | 8:58.81 |
| | Women's 400m Hurdles | Final | WALKER Melaine | JAM | 52.64 |
| | Women's Pole Vault | Final | ISINBAEVA Elena | RUS | 5.05 |
| | Women's Triple Jump | Final | MBANGO ETONE Francoise | CMR | 15.39 |
| | Women's Hammer Throw | Final | MIANKOVA Aksana | BLR | 76.34 |
| | Women's 20km Walk | Final | KANISKINA Olga | RUS | 1:26:31 |
| WJR | Women's 800m | Final | JELIMO Pamela | KEN | 1:54.87 |
| | Women's 10,000m | Final | MASAI Linet Chepkwemoi | KEN | 30:26.50 |
| AR | Men's 100m | Final | BOLT Usain | JAM | 9.69 |
| | Men's 200m | Final | BOLT Usain | JAM | 19.30 |
| | Men's 4 x 100m Relay | Final | JAM - Jamaica | JAM | 37.10 |
| | Men's 4 x 100m Relay | Final | JAM - Jamaica | JAM | 37.10 |
| | Women's 800m | Final | JELIMO Pamela | KEN | 1:54.87 |
| | Women's 10,000m | Final | DIBABA Tirunesh | ETH | 29:54.66 |
| | Women's 10,000m | Final | ABEYLEGESSE Elvan | TUR | 29:56.34 |
| | Women's 10,000m | Final | FLANAGAN Shalane | USA | 30:22.22 |
| | Women's 3000m Steeplechase | Final | JEPKORIR Eunice | KEN | 9:07.41 |
| | Women's 3000m Steeplechase | Final | GALKINA-SAMITOVA Gulnara | RUS | 8:58.81 |
| | Women's 3000m Steeplechase | Final | BARRINGER Jennifer | USA | 9:22.26 |
| | Women's Pole Vault | Final | ISINBAEVA Elena | RUS | 5.05 |
| | Women's Triple Jump | Final | MBANGO ETONE Francoise | CMR | 15.39 |
| | Women's Triple Jump | Final | RYPAKOVA Olga | KAZ | 15.11 |
| | Women's Shot Put | Final | VILI Valerie | NZL | 20.56 |
| | Women's Javelin Throw | Final | SPOTAKOVA Barbora | CZE | 71.42 |
| | Heptathlon | Final | SILVA Lucimara | BRA | 6076 |
| NR | Men's 100m | Final | MARTINA Churandy | AHO | 9.93 |
| | Men's 100m | Final | BOLT Usain | JAM | 9.69 |
| | Men's 100m | Round 1 6/10 | SHAREEF Ali | MDV | 11.11 |
| | Men's 100m | Round 1 10/10 | TINILAU Okilani | TUV | 11.48 |



RECORDS SET As of 23 AUG 2008
新纪录统计 / RECORDS ÉTABLIS

| Record Type | Event | Phase | Athlete / Team | NOC Code | Result |
|-------------|----------------------------|----------------|------------------------------|----------|----------|
| | Men's 200m | Round 2 4/4 | GULIYEV Ramil | AZE | 20.66 |
| | Men's 200m | Round 2 1/4 | SEOUD Amr | EGY | 20.55 |
| | Men's 200m | Final | BOLT Usain | JAM | 19.30 |
| | Men's 400m | Semifinals 1/3 | BORLEE Kevin | BEL | 44.88 |
| | Men's 400m | Semifinals 1/3 | BRENES Nery | CRC | 44.94 |
| | Men's 400m | Semifinals 1/3 | HENRY Tabarie | ISV | 45.19 |
| | Men's 800m | Round 1 5/8 | CURREEN Aunese | SAM | 1:47.45 |
| | Men's 1500m | Round 1 3/4 | NURME Tiidrek | EST | 3:38.59 |
| | Men's 1500m | Round 1 2/4 | NAVA Goran | SRB | 3:42.92 |
| | Men's 10,000m | Final | BAYRAK Selim | TUR | 27:29.33 |
| | Men's 3000m Steeplechase | Final | JARSO Yakob | ETH | 8:13.47 |
| | Men's 3000m Steeplechase | Round 1 2/3 | LUCHIANOV Ion | MDA | 8:18.97 |
| | Men's 110m Hurdles | Round 1 3/6 | BRATHWAITE Ryan | BAR | 13.38 |
| | Men's 110m Hurdles | Round 1 3/6 | FORBES Ronald | CAY | 13.59 |
| | Men's 110m Hurdles | Round 2 1/4 | DOUVALIDIS Konstadinos | GRE | 13.46 |
| | Men's 110m Hurdles | Round 2 2/4 | LEE Jung-joon | KOR | 13.55 |
| | Men's Pole Vault | Decathlon 1/2 | ADDY Jangy | LBR | 4.20 |
| | Men's Triple Jump | Final | SANDS Leevan | BAH | 17.59 |
| | Men's Shot Put | Final | ARMSTRONG Dylan | CAN | 21.04 |
| | Men's Shot Put | Decathlon 1/2 | ADDY Jangy | LBR | 14.91 |
| | Men's Discus Throw | Decathlon 1/2 | ADDY Jangy | LBR | 42.30 |
| | Men's Javelin Throw | Decathlon 1/2 | ADDY Jangy | LBR | 52.50 |
| | Decathlon | Final | SUAREZ Leonel | CUB | 8527 |
| | Decathlon | Final | ADDY Jangy | LBR | 7665 |
| | Men's 50km Walk | Final | PEREIRA Antonio | POR | 3:48:12 |
| | Men's 4 x 100m Relay | Final | JAM - Jamaica | JAM | 37.10 |
| | Men's 4 x 100m Relay | Final | JAM - Jamaica | JAM | 37.10 |
| | Men's 4 x 400m Relay | Final | BEL - Belgium | BEL | 2:59.37 |
| | Men's 4 x 400m Relay | Final | RUS - Russian Federation | RUS | 2:58.06 |
| | Women's 100m | Round 1 10/10 | OKPARAEBO Ezinne | NOR | 11.32 |
| | Women's 100m | Round 1 3/10 | GHROUF Gharid | PLE | 13.07 |
| | Women's 100m | Round 1 2/10 | MANOA Asenate | TUV | 14.05 |
| | Women's 100m | Round 1 9/10 | SAAD Waseelah | YEM | 13.60 |
| | Women's 200m | Round 1 1/6 | NIEUWENDAM Kirsten | SUR | 24.46 |
| | Women's 400m | Semifinals 3/3 | GRENOT MARTINEZ Libania | ITA | 50.83 |
| | Women's 400m | Round 1 3/7 | SEINI MAIKIDO Rachidatou | NIG | 1:03.19 |
| | Women's 800m | Semifinals 1/3 | GARCIA Rosibel | COL | 1:59.38 |
| | Women's 800m | Round 1 4/6 | BERNARD-THOMAS Neisha | GRN | 2:00.09 |
| | Women's 800m | Final | JELIMO Pamela | KEN | 1:54.87 |
| | Women's 1500m | Round 1 2/3 | TOGNA Domingas | GBS | 5:05.76 |
| | Women's 5000m | Round 1 1/2 | SULTAN Simret | ERI | 15:16.25 |
| | Women's 5000m | Round 1 1/2 | da GRACA SOARES BONFIM Celma | STP | 17:25.99 |
| | Women's 10,000m | Final | DIBABA Tirunesh | ETH | 29:54.66 |
| | Women's 10,000m | Final | MASAI Linet Chepkwemoi | KEN | 30:26.50 |
| | Women's 10,000m | Final | ABEYLEGESSE Elvan | TUR | 29:56.34 |
| | Women's 10,000m | Final | FLANAGAN Shalane | USA | 30:22.22 |
| | Women's Marathon | Final | KIMANI Lucia | BIH | 2:35:47 |
| | Women's Marathon | Final | PORTILLA Maria | PER | 2:35:19 |
| | Women's 3000m Steeplechase | Final | AHMED Zemzem | ETH | 9:17.85 |



RECORDS SET As of 23 AUG 2008
新纪录统计 / RECORDS ÉTABLIS

| Record Type | Event | Phase | Athlete / Team | NOC Code | Result |
|-------------|----------------------------|-------------------|--------------------------|----------|---------|
| | Women's 3000m Steeplechase | Round 1 1/3 | CLITHEROE Helen | GBR | 9:29.14 |
| | Women's 3000m Steeplechase | Round 1 3/3 | MOLDNER Antje | GER | 9:29.86 |
| | Women's 3000m Steeplechase | Round 1 3/3 | ROMAGNOLO Elena | ITA | 9:27.48 |
| | Women's 3000m Steeplechase | Final | JEPKORIR Eunice | KEN | 9:07.41 |
| | Women's 3000m Steeplechase | Round 1 3/3 | TROUP Rasa | LTU | 9:30.21 |
| | Women's 3000m Steeplechase | Final | CASANDRA Cristina | ROU | 9:16.85 |
| | Women's 3000m Steeplechase | Final | GALKINA-SAMITOVA Gulnara | RUS | 8:58.81 |
| | Women's 3000m Steeplechase | Round 1 1/3 | GHRIBI Habiba | TUN | 9:25.50 |
| | Women's 3000m Steeplechase | Final | BARRINGER Jennifer | USA | 9:22.26 |
| | Women's 100m Hurdles | Round 1 5/5 | ERAWATI Dedeh | INA | 13.49 |
| | Women's 100m Hurdles | Round 1 5/5 | BARBER Aleesha | TRI | 13.01 |
| | Women's 400m Hurdles | Final | WALKER Melaine | JAM | 52.64 |
| | Women's High Jump | Final | HELLEBAUT Tia | BEL | 2.05 |
| | Women's Pole Vault | Final | ISINBAEVA Elena | RUS | 5.05 |
| | Women's Long Jump | Qualification 1/2 | MOUELE-MBOUSSI Pamela | CGO | 6.06 |
| | Women's Triple Jump | Final | MBANGO ETONE Francoise | CMR | 15.39 |
| | Women's Triple Jump | Final | RYPAKOVA Olga | KAZ | 15.11 |
| | Women's Triple Jump | Final | SESTAK Marija | SLO | 15.03 |
| | Women's Shot Put | Final | VILI Valerie | NZL | 20.56 |
| | Women's Javelin Throw | Final | SPOTAKOVA Barbora | CZE | 71.42 |
| | Women's Javelin Throw | Final | SAYERS Goldie | GBR | 65.75 |
| | Women's Javelin Throw | Qualification 1/2 | OZOLINA Sinta | LAT | 60.13 |
| | Women's Javelin Throw | Final | ABAKUMOVA Maria | RUS | 70.78 |
| | Heptathlon | Final | SILVA Lucimara | BRA | 6076 |
| | Heptathlon | Final | ZELINKA Jessica | CAN | 6490 |
| | Women's 20km Walk | Final | VASCO Maria | ESP | 1:27:25 |
| | Women's 20km Walk | Final | JACKSON Johanna | GBR | 1:31:33 |
| | Women's 20km Walk | Final | TSOUMELEKA Athanasia | GRE | 1:27:54 |
| | Women's 20km Walk | Final | MILUSAUSKAITE Sonata | LTU | 1:30:26 |
| | Women's 20km Walk | Final | PLATZER Kjersti | NOR | 1:27:07 |
| | Women's 20km Walk | Final | CABECINHA Ana | POR | 1:27:46 |
| | Women's 4 x 100m Relay | Final | BEL - Belgium | BEL | 42.54 |
| | Women's 4 x 400m Relay | Final | BLR - Belarus | BLR | 3:21.85 |
| | Women's 4 x 400m Relay | Final | CUB - Cuba | CUB | 3:23.21 |
| =NR | Men's High Jump | Qualification 1/2 | GAZAL Majed Aldin | SYR | 2.20 |
| | Women's 400m | Semifinals 1/3 | POMPEY Aliann | GUY | 59.93 |

Legend:

=NR Equal National Record
WJR World Junior Record

AR Area Record
WR World Record

NR National Record

OR Olympic Record



MEDAL STANDINGS As of 24 AUG 2008
奖牌榜 / CLASSEMENT DES MÉDAILLES

After 47 of 47 Events

| Rank | NOC | Men | | | | Women | | | | Total | | | | Rank by Total |
|---------------|--------------------------|-----------|-----------|-----------|-----------|-----------|-----------|-----------|-----------|-----------|-----------|-----------|------------|---------------|
| | | G | S | B | Tot | G | S | B | Tot | G | S | B | Tot | |
| 1 | USA - United States | 4 | 5 | 5 | 14 | 3 | 4 | 2 | 9 | 7 | 9 | 7 | 23 | 1 |
| 2 | RUS - Russian Federation | 2 | 1 | 3 | 6 | 4 | 4 | 4 | 12 | 6 | 5 | 7 | 18 | 2 |
| 3 | JAM - Jamaica | 3 | | | 3 | 3 | 3 | 2 | 8 | 6 | 3 | 2 | 11 | 4 |
| 4 | KEN - Kenya | 3 | 2 | 4 | 9 | 2 | 3 | | 5 | 5 | 5 | 4 | 14 | 3 |
| 5 | ETH - Ethiopia | 2 | 1 | 1 | 4 | 2 | | 1 | 3 | 4 | 1 | 2 | 7 | =5 |
| 6 | BLR - Belarus | | 2 | 2 | 4 | 1 | 1 | 1 | 3 | 1 | 3 | 3 | 7 | =5 |
| 7 | CUB - Cuba | 1 | | 2 | 3 | | 2 | | 2 | 1 | 2 | 2 | 5 | =7 |
| 8 | AUS - Australia | 1 | 1 | 1 | 3 | | 1 | | 1 | 1 | 2 | 1 | 4 | =9 |
| 8 | GBR - Great Britain | | 2 | | 2 | 1 | | 1 | 2 | 1 | 2 | 1 | 4 | =9 |
| 10 | UKR - Ukraine | | | 1 | 1 | 1 | 1 | 2 | 4 | 1 | 1 | 3 | 5 | =7 |
| 11 | BEL - Belgium | | | | | 1 | 1 | | 2 | 1 | 1 | | 2 | =11 |
| 11 | NOR - Norway | 1 | | | 1 | | 1 | | 1 | 1 | 1 | | 2 | =11 |
| 11 | POL - Poland | 1 | 1 | | 2 | | | | | 1 | 1 | | 2 | =11 |
| 14 | ITA - Italy | 1 | | | 1 | | | 1 | 1 | 1 | | 1 | 2 | =11 |
| 14 | NZL - New Zealand | | | 1 | 1 | 1 | | | 1 | 1 | | 1 | 2 | =11 |
| 16 | BRN - Bahrain | 1 | | | 1 | | | | | 1 | | | 1 | =22 |
| 16 | BRA - Brazil | | | | | 1 | | | 1 | 1 | | | 1 | =22 |
| 16 | CMR - Cameroon | | | | | 1 | | | 1 | 1 | | | 1 | =22 |
| 16 | CZE - Czech Republic | | | | | 1 | | | 1 | 1 | | | 1 | =22 |
| 16 | EST - Estonia | 1 | | | 1 | | | | | 1 | | | 1 | =22 |
| 16 | PAN - Panama | 1 | | | 1 | | | | | 1 | | | 1 | =22 |
| 16 | POR - Portugal | 1 | | | 1 | | | | | 1 | | | 1 | =22 |
| 16 | ROU - Romania | | | | | 1 | | | 1 | 1 | | | 1 | =22 |
| 16 | SLO - Slovenia | 1 | | | 1 | | | | | 1 | | | 1 | =22 |
| 25 | TRI - Trinidad & Tobago | | 2 | | 2 | | | | | | 2 | | 2 | =11 |
| 25 | TUR - Turkey | | | | | | 2 | | 2 | | 2 | | 2 | =11 |
| 27 | BAH - Bahamas | | 1 | 1 | 2 | | | | | 1 | 1 | | 2 | =11 |
| 27 | MAR - Morocco | | 1 | | 1 | | | 1 | 1 | 1 | 1 | | 2 | =11 |
| 29 | CRO - Croatia | | | | | | 1 | | 1 | | 1 | | 1 | =22 |
| 29 | ECU - Ecuador | | 1 | | 1 | | | | | | 1 | | 1 | =22 |
| 29 | FRA - France | | 1 | | 1 | | | | | | 1 | | 1 | =22 |
| 29 | LAT - Latvia | | 1 | | 1 | | | | | | 1 | | 1 | =22 |
| 29 | RSA - South Africa | | 1 | | 1 | | | | | | 1 | | 1 | =22 |
| 29 | SUD - Sudan | | 1 | | 1 | | | | | | 1 | | 1 | =22 |
| 35 | CHN - China | | | | | | | 2 | 2 | | | 2 | 2 | =11 |
| 35 | NGR - Nigeria | | | | | | | 2 | 2 | | | 2 | 2 | =11 |
| 37 | CAN - Canada | | | | | | | 1 | 1 | | | 1 | 1 | =22 |
| 37 | FIN - Finland | | | 1 | 1 | | | | | | | 1 | 1 | =22 |
| 37 | GER - Germany | | | | | | | 1 | 1 | | | 1 | 1 | =22 |
| 37 | GRE - Greece | | | | | | | 1 | 1 | | | 1 | 1 | =22 |
| 37 | JPN - Japan | | | 1 | 1 | | | | | | | 1 | 1 | =22 |
| 37 | LTU - Lithuania | | | 1 | 1 | | | | | | | 1 | 1 | =22 |
| Total: | | 24 | 24 | 24 | 72 | 23 | 24 | 22 | 69 | 47 | 48 | 46 | 141 | |

Legend:

= Equal sign indicates that two or more NOC share the same rank by total
S Silver Tot Total

B Bronze

G Gold



PLACING TABLE As of 24 AUG 2008
名次统计表 / TABLEAU DE PLACEMENT

After 47 of 47 Events

| Rank | NOC | 1 st | | 2 nd | | 3 rd | | 4 th | | 5 th | | 6 th | | 7 th | | 8 th | | Total Points |
|------|----------------------------|-----------------|-----|-----------------|-----|-----------------|-----|-----------------|-----|-----------------|-----|-----------------|-----|-----------------|-----|-----------------|---|-----------------|
| | | Pl | Pts | Pl | Pts | Pl | Pts | Pl | Pts | Pl | Pts | Pl | Pts | Pl | Pts | | | |
| 1 | USA - United States | 7 | 56 | 9 | 63 | 7 | 42 | 4 | 20 | 3 | 12 | 1 | 3 | 3 | 6 | 5 | 5 | 207 |
| 2 | RUS - Russian Federation | 6 | 48 | 5 | 35 | 7 | 42 | 6 | 30 | 3 | 12 | 8 | 24 | 3 | 6 | 3 | 3 | 200 |
| 3 | KEN - Kenya | 5 | 40 | 5 | 35 | 4 | 24 | 3 | 15 | 3 | 12 | 1 | 3 | 3 | 6 | | | 135 |
| 4 | JAM - Jamaica | 6 | 48 | 3 | 21 | 2 | 12 | 2 | 10 | 2 | 8 | 5 | 15 | 3 | 6 | 1 | 1 | 121 |
| 5 | ETH - Ethiopia | 4 | 32 | 1 | 7 | 2 | 12 | 2 | 10 | 1 | 4 | 2 | 6 | 2 | 4 | 1 | 1 | 76 |
| 6 | GBR - Great Britain | 1 | 8 | 2 | 14 | 1 | 6 | 4 | 20 | 2 | 8 | 3 | 9 | 2 | 4 | 2 | 2 | 71 |
| 7 | BLR - Belarus | 1 | 8 | 3 | 21 | 3 | 18 | 2 | 10 | 1 | 4 | 1 | 3 | | | 1 | 1 | 65 |
| 8 | CUB - Cuba | 1 | 8 | 2 | 14 | 2 | 12 | 2 | 10 | 2 | 8 | 3 | 9 | | | | | 61 |
| 9 | UKR - Ukraine | 1 | 8 | 1 | 7 | 3 | 18 | 1 | 5 | 1 | 4 | 1 | 3 | 2 | 4 | 1 | 1 | 50 |
| 10 | GER - Germany | | | | | 1 | 6 | 1 | 5 | 4 | 16 | 2 | 6 | 3 | 6 | 5 | 5 | 44 |
| 11 | POL - Poland | 1 | 8 | 1 | 7 | | | | | 3 | 12 | 2 | 6 | 4 | 8 | 2 | 2 | 43 |
| 12 | AUS - Australia | 1 | 8 | 2 | 14 | 1 | 6 | | | | | 4 | 12 | | | | | 40 |
| 13 | CHN - China | | | | | 2 | 12 | 4 | 20 | 1 | 4 | | | 1 | 2 | 1 | 1 | 39 |
| 14 | FRA - France | | | 1 | 7 | | | 2 | 10 | 4 | 16 | | | 1 | 2 | 1 | 1 | 36 |
| 15 | ESP - Spain | | | | | | | 1 | 5 | 3 | 12 | 2 | 6 | 3 | 6 | 2 | 2 | 31 |
| 16 | CZE - Czech Republic | 1 | 8 | | | | | | | 1 | 4 | 2 | 6 | 2 | 4 | 1 | 1 | 23 |
| 17 | CAN - Canada | | | | | 1 | 6 | 2 | 10 | 1 | 4 | 1 | 3 | | | | | 23 |
| 18 | BAH - Bahamas | | | 1 | 7 | 1 | 6 | 1 | 5 | | | | | 2 | 4 | | | 22 |
| 19 | BRA - Brazil | 1 | 8 | | | | | 2 | 10 | | | 1 | 3 | | | | | 21 |
| 20 | ITA - Italy | 1 | 8 | | | 1 | 6 | | | 1 | 4 | | | 1 | 2 | | | 20 |
| 21 | BEL - Belgium | 1 | 8 | 1 | 7 | | | | | 1 | 4 | | | | | | | 19 |
| 21 | NOR - Norway | 1 | 8 | 1 | 7 | | | | | 1 | 4 | | | | | | | 19 |
| 23 | TRI - Trinidad & Tobago | | | 2 | 14 | | | | | | | | | 2 | 4 | | | 18 |
| 24 | FIN - Finland | | | | | 1 | 6 | 1 | 5 | 1 | 4 | 1 | 3 | | | | | 18 |
| 25 | BRN - Bahrain | 1 | 8 | | | | | | | 2 | 8 | | | | | 1 | 1 | 17 |
| 25 | ROU - Romania | 1 | 8 | | | | | | | 2 | 8 | | | | | 1 | 1 | 17 |
| 27 | TUR - Turkey | | | 2 | 14 | | | | | | | | | 1 | 2 | | | 16 |
| 28 | MAR - Morocco | | | 1 | 7 | 1 | 6 | | | | | 1 | 3 | | | | | 16 |
| 29 | NZL - New Zealand | 1 | 8 | | | 1 | 6 | | | | | | | | | | | 14 |
| 30 | NGR - Nigeria | | | | | 2 | 12 | | | | | | | 1 | 2 | | | 14 |
| 31 | RSA - South Africa | | | 1 | 7 | | | | | 1 | 4 | | | 1 | 2 | | | 13 |
| 32 | JPN - Japan | | | | | 1 | 6 | | | 1 | 4 | | | 1 | 2 | | | 12 |
| 33 | SLO - Slovenia | 1 | 8 | | | | | | | | | 1 | 3 | | | | | 11 |
| 34 | ZIM - Zimbabwe | | | | | | | 2 | 10 | | | | | | | | | 10 |
| 35 | POR - Portugal | 1 | 8 | | | | | | | | | | | | | 1 | 1 | 9 |
| 36 | CMR - Cameroon | 1 | 8 | | | | | | | | | | | | | | | 8 |
| 36 | EST - Estonia | 1 | 8 | | | | | | | | | | | | | | | 8 |
| 38 | PAN - Panama | 1 | 8 | | | | | | | | | | | | | | | 8 |
| 39 | CRO - Croatia | | | 1 | 7 | | | | | | | | | | | | | 7 |
| 39 | ECU - Ecuador | | | 1 | 7 | | | | | | | | | | | | | 7 |
| 39 | LAT - Latvia | | | 1 | 7 | | | | | | | | | | | | | 7 |
| 42 | SUD - Sudan | | | 1 | 7 | | | | | | | | | | | | | 7 |
| 43 | GRE - Greece | | | | | 1 | 6 | | | | | | | | | 1 | 1 | 7 |
| 44 | LTU - Lithuania | | | | | 1 | 6 | | | | | | | | | | | 6 |
| 45 | HUN - Hungary | | | | | | | 1 | 5 | | | | | | | 1 | 1 | 6 |
| 46 | SWE - Sweden | | | | | | | 1 | 5 | | | | | | | 1 | 1 | 6 |
| 47 | AHO - Netherlands Antilles | | | | | | | 1 | 5 | | | | | | | | | 5 |
| 47 | KAZ - Kazakhstan | | | | | | | 1 | 5 | | | | | | | | | 5 |
| 47 | UGA - Uganda | | | | | | | 1 | 5 | | | | | | | | | 5 |
| 50 | ERI - Eritrea | | | | | | | | | 1 | 4 | | | | | 1 | 1 | 5 |
| 51 | MEX - Mexico | | | | | | | | | | | 1 | 3 | 1 | 2 | | | 5 |
| 52 | MOZ - Mozambique | | | | | | | | | 1 | 4 | | | | | | | 4 |



PLACING TABLE As of 24 AUG 2008
 名次统计表 / TABLEAU DE PLACEMENT

| Rank | NOC | 1 st | | 2 nd | | 3 rd | | 4 th | | 5 th | | 6 th | | 7 th | | 8 th | | Total Points |
|------|---------------------------|-----------------|-----|-----------------|-----|-----------------|-----|-----------------|-----|-----------------|-----|-----------------|-----|-----------------|-----|-----------------|---|-----------------|
| | | Pl | Pts | Pl | Pts | Pl | Pts | Pl | Pts | Pl | Pts | Pl | Pts | Pl | Pts | | | |
| 53 | SEN - Senegal | | | | | | | | | | | 1 | 3 | | | | | 3 |
| 53 | SKN - Saint Kitts & Nevis | | | | | | | | | | | 1 | 3 | | | | | 3 |
| 53 | SUI - Switzerland | | | | | | | | | | | 1 | 3 | | | | | 3 |
| 56 | ALG - Algeria | | | | | | | | | | | | | 1 | 2 | 1 | 1 | 3 |
| 56 | IRL - Ireland | | | | | | | | | | | | | 1 | 2 | 1 | 1 | 3 |
| 56 | NED - Netherlands | | | | | | | | | | | | | 1 | 2 | 1 | 1 | 3 |
| 59 | QAT - Qatar | | | | | | | | | | | | | | | 3 | 3 | 3 |
| 60 | SVK - Slovakia | | | | | | | | | | | | | | | 2 | 2 | 2 |
| 61 | BOT - Botswana | | | | | | | | | | | | | | | 1 | 1 | 1 |
| 62 | CAY - Cayman Islands | | | | | | | | | | | | | | | 1 | 1 | 1 |

| | | | | | | | | | | | | | | | | | | |
|---------------|---|---|---|---|---|---|---|---|--|--|--|--|--|--|--|--|--|--|
| Note: | | | | | | | | | | | | | | | | | | |
| Order | 1 | 2 | 3 | 4 | 5 | 6 | 7 | 8 | | | | | | | | | | |
| Points | 8 | 7 | 6 | 5 | 4 | 3 | 2 | 1 | | | | | | | | | | |

| | | | | | | | | | | | | | | | | | | |
|----------------|-------|-----|--------|--|--|--|--|--|--|--|--|--|--|--|--|--|--|--|
| Legend: | | | | | | | | | | | | | | | | | | |
| Pl | Place | Pts | Points | | | | | | | | | | | | | | | |



MULTI MEDALLISTS AT THESE GAMES As of 23 AUG 2008
多枚奖牌获得者 / MULTI-MÉDAILLÉS PENDANT CES JEUX

| Rank | Name | NOC Code | Event Name | Medal | Total No. of Medals | Rank by Total |
|------|-------------------|----------|--|----------------------|---------------------|---------------|
| 1 | BOLT Usain | JAM | Men's 100m Men's 200m Men's 4 x 100m Relay | GOLD GOLD GOLD | 3 | 1 |
| 2 | BEKELE Kenenisa | ETH | Men's 5000m Men's 10,000m | GOLD GOLD | 2 | 2 |
| 2 | DIBABA Tirunesh | ETH | Women's 5000m Women's 10,000m | GOLD GOLD | 2 | 2 |
| 2 | MERRITT LaShawn | USA | Men's 400m Men's 4 x 400m Relay | GOLD GOLD | 2 | 2 |
| 2 | TAYLOR Angelo | USA | Men's 400m Hurdles Men's 4 x 400m Relay | GOLD GOLD | 2 | 2 |
| 6 | FELIX Allyson | USA | Women's 200m Women's 4 x 400m Relay | SILVER GOLD | 2 | 2 |
| 6 | GUSHCHINA Yulia | RUS | Women's 4 x 100m Relay Women's 4 x 400m Relay | GOLD SILVER | 2 | 2 |
| 6 | WARINER Jeremy | USA | Men's 400m Men's 4 x 400m Relay | SILVER GOLD | 2 | 2 |
| 9 | NEVILLE David | USA | Men's 400m Men's 4 x 400m Relay | BRONZE GOLD | 2 | 2 |
| 9 | RICHARDS Sanya | USA | Women's 400m Women's 4 x 400m Relay | BRONZE GOLD | 2 | 2 |
| 11 | ABEYLEGESSE Elvan | TUR | Women's 5000m Women's 10,000m | SILVER SILVER | 2 | 2 |
| 11 | LEBEDEVA Tatyana | RUS | Women's Long Jump Women's Triple Jump | SILVER SILVER | 2 | 2 |
| 11 | THOMPSON Richard | TRI | Men's 100m Men's 4 x 100m Relay | SILVER SILVER | 2 | 2 |
| 14 | STEWART Kerron | JAM | Women's 100m Women's 200m | SILVER BRONZE | 2 | 2 |
| 14 | TALLENT Jared | AUS | Men's 20km Walk Men's 50km Walk | BRONZE SILVER | 2 | 2 |
| 14 | WILLIAMS Shericka | JAM | Women's 400m Women's 4 x 400m Relay | SILVER BRONZE | 2 | 2 |
| 17 | DIX Walter | USA | Men's 100m Men's 200m | BRONZE BRONZE | 2 | 2 |



Beijing 2008



Badminton

9-17 August

OFFICIAL RESULTS BOOK





MEDAL STANDINGS As of 17 AUG 2008

奖牌榜 / CLASSEMENT DU LAS MÉDAILLES / TABLEAU DES MÉDAILLÉS

AFTER 5 OF 5 EVENTS

| Rank | NOC | Men | | | | Women | | | | Mixed | | | | Total | | | | Rank By Total |
|------|----------------------------------|-----|---|---|-----|-------|---|---|-----|-------|---|---|-----|-------|---|---|-----|---------------|
| | | G | S | B | Tot | G | S | B | Tot | G | S | B | Tot | G | S | B | Tot | |
| 1 | CHN - People's Republic of China | 1 | 1 | 1 | 3 | 2 | 1 | 1 | 4 | | | 1 | 1 | 3 | 2 | 3 | 8 | 1 |
| 2 | INA - Indonesia | 1 | | | 1 | | | 1 | 1 | | 1 | | 1 | 1 | 1 | 1 | 3 | =2 |
| 2 | KOR - Korea | | | 1 | 1 | | 1 | | 1 | 1 | | 1 | 1 | 1 | 1 | 3 | =2 | |
| 4 | MAS - Malaysia | | 1 | | 1 | | | | | | | | | 1 | | 1 | 4 | |
| | Total: | 2 | 2 | 2 | 6 | 2 | 2 | 2 | 6 | 1 | 1 | 1 | 3 | 5 | 5 | 5 | 15 | |

Legend:
 = Equal sign indicates that two or more NOCs share the same rank by total
Tot Total
B Bronze
G Gold
S Silver



MEDALLIST BY EVENT As of 17 AUG 2008
获奖运动员名单汇总 / MÉDAILLÉS PAR ÉPREUVE

AFTER 5 OF 5 EVENTS

| Event | Date | Medal | Name | NOC Code |
|-----------------|------------|--------|--------------------------------|----------|
| Men's Singles | SUN 17 AUG | GOLD | LIN Dan | CHN |
| | | SILVER | LEE Chong Wei | MAS |
| | | BRONZE | CHEN Jin | CHN |
| Mixed Doubles | SUN 17 AUG | GOLD | LEE Yongdae LEE Hyojung | KOR |
| | | SILVER | WIDIANTO Nova LILIYANA | INA |
| | | BRONZE | HE Hanbin YU Yang | CHN |
| Men's Doubles | SAT 16 AUG | GOLD | KIDO Markis SETIAWAN Hendra | INA |
| | | SILVER | FU Haifeng CAI Yun | CHN |
| | | BRONZE | LEE Jaejin HWANG Jiman | KOR |
| Women's Singles | SAT 16 AUG | GOLD | ZHANG Ning | CHN |
| | | SILVER | XIE Xingfang | CHN |
| | | BRONZE | YULIANTI Maria Kristin | INA |
| Women's Doubles | FRI 15 AUG | GOLD | YU Yang DU Jing | CHN |
| | | SILVER | LEE Hyojung LEE Kyungwon | KOR |
| | | BRONZE | ZHANG Yawen WEI Yili | CHN |



ENTRY LIST BY EVENT As of 3 AUG 2008

小项参赛运动员报名表 / LISTE DES INSCRITS PAR ÉPREUVE

| World Ranking as of 1 MAY 2008 | Name | BWF Number | NOC Code | Date of Birth |
|-----------------------------------|-----------------------|---------------|-------------|---------------|
| 1 | LIN Dan | 50906 | CHN | 14 OCT 1983 |
| 2 | LEE Chong Wei | 50152 | MAS | 21 OCT 1982 |
| 3 | BAO Chunlai | 51274 | CHN | 17 FEB 1983 |
| 4 | CHEN Jin | 51592 | CHN | 10 JAN 1986 |
| 5 | JONASSEN Kenneth | 4762 | DEN | 3 JUL 1974 |
| 6 | KUNCORO Sony Dwi | 50427 | INA | 7 JUL 1984 |
| 7 | HIDAYAT Taufik | 10337 | INA | 10 AUG 1981 |
| 8 | GADE Peter Hoeg | 6926 | DEN | 14 DEC 1976 |
| 9 | PONSANA Boonsak | 11959 | THA | 22 FEB 1982 |
| 10 | PARK Sunghwan | 51324 | KOR | 4 SEP 1984 |
| 11 | LEE Hyunil | 11704 | KOR | 17 APR 1980 |
| 13 | WACHA Przemyslaw | 8396 | POL | 31 JAN 1981 |
| 14 | WONG Choong Hann | 4240 | MAS | 17 FEB 1977 |
| 17 | SUSILO Ronald | 50170 | SIN | 6 JUN 1979 |
| 18 | SATO Shoji | 50658 | JPN | 19 SEP 1982 |
| 20 | NG Wei | 9662 | HKG | 14 JUL 1981 |
| 30 | ZWIEBLER Marc | 50858 | GER | 13 MAR 1984 |
| 31 | SMITH Andrew | 14078 | GBR | 3 JUN 1984 |
| 33 | SRIDHAR Anup | 51310 | IND | 11 APR 1983 |
| 34 | DABEKA Andrew | 7200 | CAN | 25 OCT 1978 |
| 35 | NGUYEN Tien Minh | 14107 | VIE | 12 FEB 1983 |
| 38 | KOUKAL Petr | 15585 | CZE | 14 DEC 1985 |
| 40 | MOODY John | 11841 | NZL | 21 FEB 1983 |
| 43 | EVANS Scott | 15241 | IRL | 26 SEP 1987 |
| 47 | ABIAN Pablo | 14251 | ESP | 12 JUN 1985 |
| 52 | HSIEH Yu-Hsing | 15751 | TPE | 23 JUL 1983 |
| 54 | LANG Ville | 15453 | FIN | 14 FEB 1985 |
| 57 | CORDON Kevin | 54897 | GUA | 28 NOV 1986 |
| 58 | NAVICKAS Kestutis | 13460 | LTU | 13 JAN 1984 |
| 59 | KEHLHOFFNER Erwin | 13732 | FRA | 6 DEC 1983 |
| 60 | PUKHOV Stanislav | 8354 | RUS | 28 JUN 1977 |
| 64 | VASCONCELOS Marco | 3022 | POR | 7 NOV 1971 |
| 68 | RAI Raju | 51143 | USA | 3 FEB 1983 |
| 69 | DRUZHCHENKO Vladyslav | 4850 | UKR | 16 JAN 1973 |
| 72 | GOMEZ Stuart | 12495 | AUS | 15 NOV 1982 |
| 86 | LASMARI Nabil | 8830 | ALG | 8 FEB 1978 |
| 88 | MUST Raul | 51531 | EST | 9 NOV 1987 |
| 92 | MEHRABI Kaveh | 50546 | IRI | 5 MAY 1982 |
| 95 | EKIRING Edwin | 52645 | UGA | 22 DEC 1983 |
| 99 | BOSIGER Christian | 53013 | SUI | 22 MAR 1984 |
| 129 | MAMBWE Eli | 4187 | ZAM | 18 JUL 1982 |
| Total: 41 Entries | | | | |

Note:
All changes are available in INFO



RESULTS

比赛成绩单 (分场次详表) / RÉSULTATS

PARK Sunghwan (KOR) bt DABEKA Andrew (CAN)
21-11 21-11

| | | Match | Game 1 | Game 2 | Game 3 |
|-------------------------|------------|----------|-----------|-----------|--------|
| PARK Sunghwan | KOR | 2 | 21 | 21 | |
| DABEKA Andrew | CAN | 0 | 11 | 11 | |
| Duration*(min) | | 34 | 15 | 16 | |
| Longest rally (sec) | | 29 | 29 | 23 | |
| Longest rally (strokes) | | 27 | 27 | 17 | |
| Average rally (sec) | | 12 | 12 | 13 | |
| Average rally (strokes) | | 9 | 9 | 9 | |
| Shuttles used | | 18 | 10 | 8 | |

Court: 1 **Match Number: MS1**
Umpire: HNILICA Mojmir (CZE)
Service Judge: NATU Girish (IND)

| | PARK Sunghwan | | | DABEKA Andrew | | |
|---|---------------|--------|--------|---------------|--------|--------|
| | Game 1 | Game 2 | Game 3 | Game 1 | Game 2 | Game 3 |
| Match Points | | 2 | | | | |
| Game Points | 1 | | | | | |
| Points scored without service | 8 | 9 | | 8 | 9 | |
| Points scored with service | 13 | 12 | | 3 | 2 | |
| Biggest scoring run without change of service | 4 | 3 | | 1 | 2 | |
| Biggest lead | 10 | 10 | | | 1 | |
| Biggest comeback to win | | 1 | | | | |
| Service faults | | | | 2 | | |
| Penalties (Yellow, Red and Black Card) | | | | | | |

| | | | | | | | | | | | | | | | | | | | | | | | |
|---|----------------------|---|---|---|---|---|---|---|---|---|----|----|----|----|----|----|----|----|----|----|----|----|----|
| 1 | PARK Sunghwan | 1 | 2 | 3 | 4 | 5 | 6 | 7 | 8 | 9 | 10 | 11 | 12 | 13 | 14 | 15 | 16 | 17 | 18 | 19 | 20 | 21 | |
| | DABEKA Andrew | | 1 | | | | | 2 | 3 | 4 | | 5 | 6 | | | | 7 | 8 | 9 | | 10 | 11 | |
| 2 | PARK Sunghwan | | 1 | 2 | 3 | 4 | 5 | 6 | 7 | 8 | 9 | 10 | 11 | 12 | 13 | 14 | 15 | 16 | 17 | 18 | 19 | 20 | 21 |
| | DABEKA Andrew | 1 | | | 2 | 3 | | | | 4 | | | | 5 | 6 | 7 | 8 | | 9 | | 10 | | 11 |

Note:
Match points will only be recorded as such, and not also as game points

Legend:
* Includes breaks during and between games



RESULTS

比赛成绩单 (分场次详表) / RÉSULTATS

SRIDHAR Anup (IND) bt VASCONCELOS Marco (POR)
21-16 21-14

| | | Match | Game 1 | Game 2 | Game 3 |
|-------------------------|------------|----------|-----------|-----------|--------|
| SRIDHAR Anup | IND | 2 | 21 | 21 | |
| VASCONCELOS Marco | POR | 0 | 16 | 14 | |
| Duration*(min) | | 30 | 15 | 12 | |
| Longest rally (sec) | | 24 | 24 | 19 | |
| Longest rally (strokes) | | 20 | 20 | 18 | |
| Average rally (sec) | | 10 | 10 | 9 | |
| Average rally (strokes) | | 6 | 7 | 5 | |
| Shuttles used | | 12 | 7 | 5 | |

Court: 1 **Match Number: MS2**
Umpire: RUFianto Edy (INA)
Service Judge: JAMES Philip (GBR)

| | SRIDHAR Anup | | | VASCONCELOS Marco | | |
|---|--------------|--------|--------|-------------------|--------|--------|
| | Game 1 | Game 2 | Game 3 | Game 1 | Game 2 | Game 3 |
| Match Points | | 3 | | | | |
| Game Points | 2 | | | | | |
| Points scored without service | 10 | 9 | | 10 | 7 | |
| Points scored with service | 11 | 12 | | 6 | 7 | |
| Biggest scoring run without change of service | 4 | 4 | | 2 | 3 | |
| Biggest lead | 6 | 10 | | 3 | | |
| Biggest comeback to win | 3 | | | | | |
| Service faults | | | | | | |
| Penalties (Yellow, Red and Black Card) | | | | | | |

| 1 | SRIDHAR Anup | 1 | 2 | 3 | 4 | 5 | 6 | 7 | 8 | 9 | 10 | 11 | VASCONCELOS Marco | 1 | 2 | 3 | 4 | 5 | 6 | 7 | 8 | 9 | 10 | 11 | 12 | 13 | 14 | 15 | 16 | 17 | 18 | 19 | 20 | 21 |
|---|--------------|---|---|---|---|---|---|---|---|---|----|----|-------------------|---|---|---|---|---|---|---|---|---|----|----|----|----|----|----|----|----|----|----|----|----|
| | | 1 | | | | | | | | | | | | 1 | | | | | | | | | | | | | | | | | | | | |

| 2 | SRIDHAR Anup | 1 | 2 | 3 | 4 | 5 | 6 | 7 | 8 | 9 | 10 | 11 | 12 | 13 | 14 | 15 | 16 | 17 | 18 | VASCONCELOS Marco | 1 | 2 | 3 | 4 | 5 | 6 | 7 | 8 | 9 | 10 | 11 | 12 | 13 | 14 |
|---|--------------|---|---|---|---|---|---|---|---|---|----|----|----|----|----|----|----|----|----|-------------------|---|---|---|---|---|---|---|---|---|----|----|----|----|----|
| | | | | | | | | | | | | | | | | | | | | | 1 | | | | | | | | | | | | | |

Note:
Match points will only be recorded as such, and not also as game points

Legend:
* Includes breaks during and between games



RESULTS

比赛成绩单 (分场次详表) / RÉSULTATS

KEHLHOFFNER Erwin (FRA) bt GOMEZ Stuart (AUS)
19-21 22-20 21-15

| | | Match | Game 1 | Game 2 | Game 3 |
|--------------------------|------------|----------|-----------|-----------|-----------|
| KEHLHOFFNER Erwin | FRA | 2 | 19 | 22 | 21 |
| GOMEZ Stuart | AUS | 1 | 21 | 20 | 15 |
| Duration*(min) | | 51 | 15 | 16 | 15 |
| Longest rally (sec) | | 35 | 35 | 21 | 28 |
| Longest rally (strokes) | | 33 | 33 | 19 | 26 |
| Average rally (sec) | | 10 | 11 | 10 | 10 |
| Average rally (strokes) | | 7 | 7 | 6 | 7 |
| Shuttles used | | 16 | 6 | 7 | 3 |

Court: 3 **Match Number: MS3**
Umpire: HOU Longhu (CHN)
Service Judge: CHEN Chih Shen (TPE)

| | KEHLHOFFNER Erwin | | | GOMEZ Stuart | | |
|---|-------------------|--------|--------|--------------|--------|--------|
| | Game 1 | Game 2 | Game 3 | Game 1 | Game 2 | Game 3 |
| Match Points | | | 1 | | 1 | |
| Game Points | | 1 | | 4 | | |
| Points scored without service | 11 | 11 | 10 | 12 | 11 | 12 |
| Points scored with service | 8 | 11 | 11 | 9 | 9 | 3 |
| Biggest scoring run without change of service | 2 | 4 | 4 | 3 | 5 | 1 |
| Biggest lead | 3 | 7 | 6 | 4 | 2 | 2 |
| Biggest comeback to win | | 2 | 2 | 3 | | |
| Service faults | | | | | | |
| Penalties (Yellow, Red and Black Card) | | | | | | |

| | | | | | | | | | | | | | | | | | | | | | | | | | | | | |
|---|-------------------|---|---|---|---|---|--|---|---|---|---|---|---|----|----|----|----|----|----|----|--|----|----|----|----|----|----|----|
| 1 | KEHLHOFFNER Erwin | 1 | 2 | | 3 | 4 | | 5 | 6 | | 7 | 8 | 9 | 10 | | 11 | 12 | 13 | | 14 | | 15 | 16 | | 17 | 18 | 19 | |
| | GOMEZ Stuart | | 1 | 2 | 3 | 4 | | 5 | 6 | 7 | | 8 | 9 | | 10 | | 11 | 12 | 13 | 14 | | 15 | 16 | 17 | 18 | 19 | 20 | 21 |

| | | | | | | | | | | | | | | | | | | | | | | | | | | | | | | | | |
|---|-------------------|---|---|---|---|--|---|---|--|---|---|---|---|----|---|----|----|----|----|----|----|----|----|----|----|----|----|----|----|----|----|--|
| 2 | KEHLHOFFNER Erwin | 1 | 2 | 3 | 4 | | 5 | 6 | | 7 | 8 | 9 | | 10 | | 11 | 12 | 13 | | 14 | 15 | 16 | | 17 | 18 | 19 | | 20 | 21 | 22 | | |
| | GOMEZ Stuart | | | | 1 | | 2 | | | 3 | 4 | 5 | 6 | 7 | 8 | | 9 | 10 | 11 | 12 | | 13 | 14 | | 15 | | 16 | 17 | 18 | 19 | 20 | |

| | | | | | | | | | | | | | | | | | | | | | | | | | | | | | | | | | |
|---|-------------------|---|---|---|---|---|---|---|--|---|---|---|---|---|---|---|--|----|----|----|----|----|----|----|----|----|----|----|----|----|----|----|----|
| 3 | KEHLHOFFNER Erwin | | | 1 | | 2 | 3 | 4 | | 5 | 6 | | 7 | | 8 | 9 | | 10 | 11 | | 12 | 13 | | 14 | 15 | | 16 | 17 | 18 | | 19 | 20 | 21 |
| | GOMEZ Stuart | 1 | 2 | | 3 | | | | | 4 | 5 | 6 | | 7 | 8 | 9 | | 10 | | 11 | 12 | | 13 | | 14 | 15 | | 16 | 17 | 18 | 19 | 20 | 21 |

Note:
Match points will only be recorded as such, and not also as game points

Legend:
* Includes breaks during and between games



RESULTS

比赛成绩单 (分场次详表) / RÉSULTATS

HSIEH Yu-Hsing (TPE) bt MEHRABI Kaveh (IRI)
21-16 21-12

| | | Match | Game 1 | Game 2 | Game 3 |
|-------------------------|------------|----------|-----------|-----------|--------|
| HSIEH Yu-Hsing | TPE | 2 | 21 | 21 | |
| MEHRABI Kaveh | IRI | 0 | 16 | 12 | |
| Duration*(min) | | 32 | 15 | 14 | |
| Longest rally (sec) | | 29 | 28 | 29 | |
| Longest rally (strokes) | | 25 | 22 | 25 | |
| Average rally (sec) | | 13 | 13 | 12 | |
| Average rally (strokes) | | 8 | 8 | 8 | |
| Shuttles used | | 14 | 6 | 8 | |

Court: 1 **Match Number: MS4**
Umpire: DAVIES David (GBR)
Service Judge: MORTENSEN Niels Holm (DEN)

| | HSIEH Yu-Hsing | | | MEHRABI Kaveh | | |
|---|----------------|--------|--------|---------------|--------|--------|
| | Game 1 | Game 2 | Game 3 | Game 1 | Game 2 | Game 3 |
| Match Points | | 1 | | | | |
| Game Points | 2 | | | | | |
| Points scored without service | 12 | 8 | | 12 | 6 | |
| Points scored with service | 9 | 13 | | 4 | 6 | |
| Biggest scoring run without change of service | 3 | 5 | | 2 | 4 | |
| Biggest lead | 5 | 9 | | 2 | | |
| Biggest comeback to win | 2 | | | | | |
| Service faults | | | | | | |
| Penalties (Yellow, Red and Black Card) | | | | | | |

| | | | | | | | | | | | | | | | | | | | | | | | | | | | | | | | | | |
|---|-----------------------|--|---|---|---|--|---|--|---|---|---|---|---|---|---|--|---|----|----|----|----|----|----|----|--|----|----|----|----|----|--|----|----|
| 1 | HSIEH Yu-Hsing | | | 1 | 2 | | 3 | | 4 | 5 | | 6 | | 7 | 8 | | 9 | 10 | 11 | | 12 | | 13 | 14 | | 15 | 16 | 17 | 18 | 19 | | 20 | 21 |
| | MEHRABI Kaveh | | 1 | 2 | | | 3 | | 4 | | 5 | | 6 | | 7 | | 8 | | 9 | 10 | | 11 | 12 | 13 | | 14 | | 15 | | 16 | | | |

| | | | | | | | | | | | | | | | | | | | | | | | | | | | | | | |
|---|-----------------------|---|---|---|---|---|---|---|---|---|---|---|---|----|----|---|----|----|---|----|----|----|----|----|--|----|----|----|--|--|
| 2 | HSIEH Yu-Hsing | 1 | | 2 | 3 | 4 | | 5 | | 6 | 7 | 8 | 9 | 10 | 11 | | 12 | 13 | | 14 | 15 | 16 | 17 | 18 | | 19 | 20 | 21 | | |
| | MEHRABI Kaveh | | 1 | | | | 2 | | 3 | | | | | | 4 | 5 | 6 | 7 | 8 | | 9 | 10 | | | | 11 | 12 | | | |

Note:
Match points will only be recorded as such, and not also as game points

Legend:
* Includes breaks during and between games



RESULTS

比赛成绩单 (分场次详表) / RÉSULTATS

ZWIEBLER Marc (GER) bt EVANS Scott (IRL)
21-18 18-21 21-19

| | | Match | Game 1 | Game 2 | Game 3 |
|-------------------------|------------|----------|-----------|-----------|-----------|
| ZWIEBLER Marc | GER | 2 | 21 | 18 | 21 |
| EVANS Scott | IRL | 1 | 18 | 21 | 19 |
| Duration*(min) | | 54 | 16 | 15 | 18 |
| Longest rally (sec) | | 41 | 29 | 27 | 41 |
| Longest rally (strokes) | | 38 | 27 | 23 | 38 |
| Average rally (sec) | | 11 | 10 | 10 | 12 |
| Average rally (strokes) | | 8 | 8 | 8 | 9 |
| Shuttles used | | 19 | 8 | 4 | 7 |

Court: 1 **Match Number: MS5**
Umpire: CHEN Chih Shen (TPE)
Service Judge: TUNGAPARHARA Vachara (THA)

| | ZWIEBLER Marc | | | EVANS Scott | | |
|---|---------------|--------|--------|-------------|--------|--------|
| | Game 1 | Game 2 | Game 3 | Game 1 | Game 2 | Game 3 |
| Match Points | | | 1 | | | |
| Game Points | 2 | | | | 1 | |
| Points scored without service | 10 | 11 | 11 | 10 | 12 | 10 |
| Points scored with service | 11 | 7 | 10 | 8 | 9 | 9 |
| Biggest scoring run without change of service | 5 | 3 | 3 | 3 | 2 | 4 |
| Biggest lead | 5 | 3 | 2 | 3 | 3 | 3 |
| Biggest comeback to win | 3 | | 3 | | 3 | |
| Service faults | | | | | | |
| Penalties (Yellow, Red and Black Card) | | | | | | |

| | | | | | | | | | | | | | | | | | | | | | | | | | | | | | | | |
|---|----------------------|---|---|---|---|---|---|---|---|---|---|---|---|---|---|----|----|----|----|----|----|----|----|----|----|----|----|----|----|----|----|
| 1 | ZWIEBLER Marc | | 1 | 2 | 3 | 4 | 5 | 6 | 7 | | | 8 | | | 9 | 10 | 11 | | | 12 | | | 13 | 14 | 15 | 16 | 17 | 18 | 19 | 20 | 21 |
| | EVANS Scott | 1 | | | | | | | 2 | 3 | 4 | 5 | 6 | 7 | 8 | | 9 | 10 | 11 | 12 | 13 | 14 | 15 | | | 16 | | | 17 | | 18 |

| | | | | | | | | | | | | | | | | | | | | | | | | | | | | | | |
|---|----------------------|---|---|---|---|---|---|---|---|---|---|---|---|---|----|----|----|----|----|----|----|----|----|----|----|----|----|----|----|----|
| 2 | ZWIEBLER Marc | 1 | 2 | | 3 | 4 | | 5 | 6 | | 7 | 8 | | 9 | 10 | 11 | 12 | | 13 | 14 | | 15 | | 16 | | 17 | | 18 | | |
| | EVANS Scott | | | 1 | | | 2 | 3 | | 4 | | 5 | 6 | 7 | | 8 | 9 | 10 | | 11 | 12 | 13 | 14 | 15 | 16 | 17 | 18 | 19 | 20 | 21 |

| | | | | | | | | | | | | | | | | | | | | | | | | | | | | | | | |
|---|----------------------|---|---|---|---|---|---|---|---|---|---|---|---|---|---|----|----|----|----|----|----|----|----|----|----|----|----|----|----|----|----|
| 3 | ZWIEBLER Marc | 1 | | | 2 | 3 | | | 4 | 5 | 6 | | 7 | 8 | 9 | 10 | 11 | 12 | | 13 | 14 | | | | 15 | 16 | 17 | 18 | 19 | 20 | 21 |
| | EVANS Scott | | 1 | 2 | | | 3 | 4 | 5 | 6 | | 7 | | 8 | | | 9 | 10 | 11 | 12 | | 13 | 14 | 15 | 16 | 17 | 18 | | | 19 | |

Note:
Match points will only be recorded as such, and not also as game points

Legend:
* Includes breaks during and between games



RESULTS

比赛成绩单 (分场次详表) / RÉSULTATS

SMITH Andrew (GBR) bt KOUKAL Petr (CZE)
10-21 21-12 21-15

| | | Match | Game 1 | Game 2 | Game 3 |
|-------------------------|------------|----------|-----------|-----------|-----------|
| SMITH Andrew | GBR | 2 | 10 | 21 | 21 |
| KOUKAL Petr | CZE | 1 | 21 | 12 | 15 |
| Duration*(min) | | 47 | 11 | 14 | 16 |
| Longest rally (sec) | | 28 | 13 | 28 | 22 |
| Longest rally (strokes) | | 27 | 9 | 27 | 18 |
| Average rally (sec) | | 8 | 7 | 9 | 9 |
| Average rally (strokes) | | 5 | 4 | 6 | 5 |
| Shuttles used | | 23 | 5 | 8 | 10 |

Court: 3 **Match Number:** MS6
Umpire: CAVERT Gilles (FRA)
Service Judge: FOSSTO Hakan (SWE)

| | SMITH Andrew | | | KOUKAL Petr | | |
|---|--------------|--------|--------|-------------|--------|--------|
| | Game 1 | Game 2 | Game 3 | Game 1 | Game 2 | Game 3 |
| Match Points | | | 3 | | | |
| Game Points | | 1 | | 1 | | |
| Points scored without service | 8 | 7 | 12 | 8 | 6 | 13 |
| Points scored with service | 2 | 14 | 9 | 13 | 6 | 2 |
| Biggest scoring run without change of service | 1 | 8 | 4 | 5 | 3 | 1 |
| Biggest lead | | 11 | 7 | 11 | 1 | 1 |
| Biggest comeback to win | | 1 | 1 | | | |
| Service faults | | | | | | |
| Penalties (Yellow, Red and Black Card) | | | | | | |

| | | | | | | | | | | | | | | | | | | | | | | | | | | | | | | | | | | |
|---|--------------|---|---|---|---|---|---|--|---|---|---|---|--|--|----|----|----|----|----|----|----|----|----|----|----|----|--|--|---|--|---|--|----|--|
| 1 | SMITH Andrew | | | | | 1 | 2 | | | | | 3 | | | | 4 | 5 | | | 6 | | | | | 7 | | | | 8 | | 9 | | 10 | |
| | KOUKAL Petr | 1 | 2 | 3 | 4 | 5 | | | 6 | 7 | 8 | 9 | | | 10 | 11 | 12 | 13 | 14 | 15 | 16 | 17 | 18 | 19 | 20 | 21 | | | | | | | | |

| | | | | | | | | | | | | | | | | | | | | | | | | | | | | | | | | | |
|---|--------------|---|---|---|---|---|---|---|---|---|---|---|---|---|---|----|----|----|----|---|----|----|----|----|--|----|----|--|---|----|----|----|----|
| 2 | SMITH Andrew | | 1 | 2 | | 3 | 4 | | 5 | | 6 | | 7 | 8 | 9 | 10 | 11 | 12 | 13 | | 14 | 15 | 16 | 17 | | 18 | 19 | | | | | 20 | 21 |
| | KOUKAL Petr | 1 | | | 2 | | | 3 | | 4 | | 5 | | | | | | | 6 | 7 | | | | | | 8 | | | 9 | 10 | 11 | 12 | |

| | | | | | | | | | | | | | | | | | | | | | | | | | | | | | | | | | | | | |
|---|--------------|---|---|---|---|---|---|--|---|---|--|---|--|---|--|---|--|----|--|----|--|----|--|----|--|----|----|----|----|--|----|----|----|----|----|----|
| 3 | SMITH Andrew | | 1 | | 2 | 3 | 4 | | 5 | 6 | | 7 | | 8 | | 9 | | 10 | | 11 | | 12 | | 13 | | 14 | 15 | | 16 | | 17 | 18 | 19 | 20 | | 21 |
| | KOUKAL Petr | 1 | | 2 | | | | | | 3 | | 4 | | 5 | | 6 | | 7 | | 8 | | 9 | | 10 | | 11 | | 12 | 13 | | | | | | 14 | 15 |

Note:
Match points will only be recorded as such, and not also as game points

Legend:
* Includes breaks during and between games



RESULTS

比赛成绩单 (分场次详表) / RÉSULTATS

WACHA Przemyslaw (POL) bt MUST Raul (EST)
21-14 21-15

| | | Match | Game 1 | Game 2 | Game 3 |
|-------------------------|------------|----------|-----------|-----------|--------|
| WACHA Przemyslaw | POL | 2 | 21 | 21 | |
| MUST Raul | EST | 0 | 14 | 15 | |
| Duration*(min) | | 33 | 16 | 14 | |
| Longest rally (sec) | | 38 | 38 | 27 | |
| Longest rally (strokes) | | 34 | 34 | 23 | |
| Average rally (sec) | | 13 | 14 | 12 | |
| Average rally (strokes) | | 9 | 11 | 8 | |
| Shuttles used | | 16 | 10 | 6 | |

Court: 1 **Match Number: MS7**
Umpire: RUFianto Edy (INA)
Service Judge: ZHANG Peihua (CHN)

| | WACHA Przemyslaw | | | MUST Raul | | |
|---|------------------|--------|--------|-----------|--------|--------|
| | Game 1 | Game 2 | Game 3 | Game 1 | Game 2 | Game 3 |
| Match Points | | 4 | | | | |
| Game Points | 2 | | | | | |
| Points scored without service | 10 | 11 | | 10 | 12 | |
| Points scored with service | 11 | 10 | | 4 | 3 | |
| Biggest scoring run without change of service | 3 | 5 | | 3 | 2 | |
| Biggest lead | 7 | 10 | | 3 | | |
| Biggest comeback to win | 3 | | | | | |
| Service faults | | | | | | |
| Penalties (Yellow, Red and Black Card) | | | | | | |

| | | | | | | | | | | | | | | | | | | | | | | | | | |
|---|-------------------------|---|---|---|---|---|---|---|---|---|---|---|---|----|----|----|----|----|----|----|----|----|----|----|----|
| 1 | WACHA Przemyslaw | 1 | 2 | 3 | | | 4 | 5 | 6 | 7 | 8 | | 9 | 10 | 11 | 12 | 13 | 14 | 15 | 16 | 17 | 18 | 19 | 20 | 21 |
| | MUST Raul | | 1 | 2 | 3 | 4 | 5 | 6 | 7 | | | 8 | 9 | | 10 | | | 11 | 12 | 13 | 14 | | | | |

| | | | | | | | | | | | | | | | | | | | | | | | | | | |
|---|-------------------------|---|---|---|---|---|---|---|---|---|----|----|----|----|----|----|----|----|---|----|----|----|----|----|----|----|
| 2 | WACHA Przemyslaw | 1 | 2 | 3 | 4 | 5 | 6 | 7 | 8 | 9 | 10 | 11 | 12 | 13 | 14 | 15 | 16 | 17 | | 18 | 19 | | 20 | | | 21 |
| | MUST Raul | | | | | 1 | 2 | | | | | 3 | | 4 | 5 | 6 | | 7 | 8 | 9 | 10 | 11 | 12 | 13 | 14 | 15 |

Note:
Match points will only be recorded as such, and not also as game points

Legend:
* Includes breaks during and between games



RESULTS

比赛成绩单 (分场次详表) / RÉSULTATS

LANG Ville (FIN) bt DRUZCHENKO Vladyslav (UKR)
21-12 21-19

| | | Match | Game 1 | Game 2 | Game 3 |
|-------------------------|------------|----------|-----------|-----------|--------|
| LANG Ville | FIN | 2 | 21 | 21 | |
| DRUZCHENKO Vladyslav | UKR | 0 | 12 | 19 | |
| Duration*(min) | | 36 | 14 | 19 | |
| Longest rally (sec) | | 70 | 70 | 43 | |
| Longest rally (strokes) | | 63 | 63 | 40 | |
| Average rally (sec) | | 16 | 16 | 15 | |
| Average rally (strokes) | | 11 | 11 | 10 | |
| Shuttles used | | 11 | 4 | 7 | |

Court: 1 **Match Number: MS8**
Umpire: JAMES Philip (GBR)
Service Judge: SHON Hee-Joo (KOR)

| | LANG Ville | | | DRUZCHENKO Vladyslav | | |
|---|------------|--------|--------|----------------------|--------|--------|
| | Game 1 | Game 2 | Game 3 | Game 1 | Game 2 | Game 3 |
| Match Points | | 1 | | | | |
| Game Points | 3 | | | | | |
| Points scored without service | 13 | 10 | | 9 | 10 | |
| Points scored with service | 8 | 11 | | 3 | 9 | |
| Biggest scoring run without change of service | 3 | 3 | | 5 | 3 | |
| Biggest lead | 10 | 3 | | 1 | 2 | |
| Biggest comeback to win | 1 | 2 | | | | |
| Service faults | | | | | | |
| Penalties (Yellow, Red and Black Card) | | | | | | |

| | | | | | | | | | | | | | | | | | | | | | | | | | | | | | | | | | | | | | | | | | | | |
|---|----------------------|---|--|---|---|---|---|---|---|--|--|---|--|--|---|--|--|---|--|--|---|---|----|--|---|----|----|----|----|--|---|----|----|----|--|----|----|----|----|--|--|----|----|
| 1 | LANG Ville | | | 1 | 2 | | | 3 | 4 | | | 5 | | | 6 | | | 7 | | | 8 | 9 | 10 | | | 11 | 12 | 13 | 14 | | | 15 | 16 | | | 17 | 18 | 19 | 20 | | | 21 | |
| | DRUZCHENKO Vladyslav | 1 | | | | 2 | 3 | | | | | 4 | | | 5 | | | 6 | | | 7 | | | | 8 | | | | | | 9 | | | 10 | | | | | | | | 11 | 12 |

| | | | | | | | | | | | | | | | | | | | | | | | | | | | | | | | | | | | | | | | | | | | | | | | | | | |
|---|----------------------|---|---|--|---|---|--|---|---|---|--|---|---|---|--|---|---|---|---|---|--|--|--|---|---|----|----|----|--|----|----|--|----|----|----|----|----|--|--|----|----|----|----|----|----|----|--|----|----|----|
| 2 | LANG Ville | | | | 1 | | | 2 | 3 | 4 | | | | 5 | | | 6 | 7 | 8 | 9 | | | | | | | 10 | 11 | | | 12 | | | 13 | 14 | | | | | 15 | 16 | 17 | 18 | | | 19 | | | 20 | 21 |
| | DRUZCHENKO Vladyslav | 1 | 2 | | | 3 | | | | | | 4 | 5 | | | 6 | 7 | | | | | | | 8 | 9 | 10 | 11 | | | 12 | | | 13 | | | 14 | 15 | | | | | | 16 | 17 | 18 | | | 19 | | |

Note:
Match points will only be recorded as such, and not also as game points

Legend:
* Includes breaks during and between games



RESULTS

比赛成绩单 (分场次详表) / RÉSULTATS

NAVICKAS Kestutis (LTU) bt ABIAN Pablo (ESP)
23-21 12-21 21-9

| | | Match | Game 1 | Game 2 | Game 3 |
|--------------------------|------------|----------|-----------|-----------|-----------|
| NAVICKAS Kestutis | LTU | 2 | 23 | 12 | 21 |
| ABIAN Pablo | ESP | 1 | 21 | 21 | 9 |
| Duration*(min) | | 45 | 17 | 11 | 12 |
| Longest rally (sec) | | 29 | 29 | 28 | 27 |
| Longest rally (strokes) | | 27 | 27 | 24 | 22 |
| Average rally (sec) | | 11 | 12 | 11 | 12 |
| Average rally (strokes) | | 7 | 7 | 7 | 8 |
| Shuttles used | | 13 | 6 | 5 | 2 |

Court: 2 Match Number: MS9
Umpire: ZHANG Peihua (CHN)
Service Judge: BRESLIN Cormac (IRL)

| | NAVICKAS Kestutis | | | ABIAN Pablo | | |
|---|-------------------|--------|--------|-------------|--------|--------|
| | Game 1 | Game 2 | Game 3 | Game 1 | Game 2 | Game 3 |
| Match Points | | | 1 | | | |
| Game Points | 2 | | | 1 | 1 | |
| Points scored without service | 12 | 7 | 8 | 11 | 8 | 7 |
| Points scored with service | 11 | 5 | 13 | 10 | 13 | 2 |
| Biggest scoring run without change of service | 2 | 3 | 5 | 6 | 3 | 1 |
| Biggest lead | 8 | 3 | 12 | 1 | 9 | 2 |
| Biggest comeback to win | 1 | | 2 | | 3 | |
| Service faults | 1 | | | 1 | | |
| Penalties (Yellow, Red and Black Card) | | | | | | |

| | | | | | | | | | | | | | | | | | | | | | | | | | | | | | | | | | | | | | | | | | | | | | | |
|---|--------------------------|----|----|---|---|---|---|---|--|--|---|---|---|---|---|---|---|---|----|----|----|--|----|----|----|--|----|----|----|----|----|----|--|----|----|----|----|----|----|----|--|----|--|--|--|--|
| 1 | NAVICKAS Kestutis | 1 | 2 | 3 | | | | 4 | | | 5 | 6 | 7 | | 8 | 9 | | | 10 | 11 | 12 | | 13 | 14 | 15 | | 16 | 17 | | 18 | | 19 | | | | | | 20 | 21 | | | | | | | |
| | ABIAN Pablo | | | | 1 | 2 | 3 | | | | | | | 4 | | | 5 | 6 | | | 7 | | | | 8 | | 9 | 10 | 11 | | 12 | 13 | | 14 | 15 | 16 | 17 | 18 | 19 | 20 | | 21 | | | | |
| 1 | NAVICKAS Kestutis | 22 | 23 | | | | | | | | | | | | | | | | | | | | | | | | | | | | | | | | | | | | | | | | | | | |
| | ABIAN Pablo | | | | | | | | | | | | | | | | | | | | | | | | | | | | | | | | | | | | | | | | | | | | | |

| | | | | | | | | | | | | | | | | | | | | | | | | | | | | | | | | | | | | | | | | | | | | | | | |
|---|--------------------------|---|---|---|---|---|---|--|---|---|---|--|---|---|--|---|----|--|----|----|----|----|--|----|----|----|----|--|----|----|----|----|--|--|--|--|--|--|--|--|--|--|--|--|--|--|--|
| 2 | NAVICKAS Kestutis | 1 | 2 | 3 | | | 4 | | | | 5 | | | 6 | | | 7 | | | 8 | 9 | 10 | | | 11 | 12 | | | | | | | | | | | | | | | | | | | | | |
| | ABIAN Pablo | | | | 1 | 2 | 3 | | 4 | 5 | 6 | | 7 | 8 | | 9 | 10 | | 11 | 12 | 13 | 14 | | 15 | | 16 | 17 | | 18 | 19 | 20 | 21 | | | | | | | | | | | | | | | |

| | | | | | | | | | | | | | | | | | | | | | | | | | | | | | | | | | | | | | | | | | | | | | | | | |
|---|--------------------------|---|---|---|---|---|---|---|---|---|---|---|---|---|---|----|----|---|----|----|----|----|----|---|----|----|--|----|----|----|--|--|--|--|--|--|--|--|--|--|--|--|--|--|--|--|--|--|
| 3 | NAVICKAS Kestutis | | 1 | | | 2 | 3 | 4 | 5 | 6 | 7 | | 8 | | 9 | 10 | 11 | | 12 | 13 | 14 | 15 | 16 | | 17 | 18 | | 19 | 20 | 21 | | | | | | | | | | | | | | | | | | |
| | ABIAN Pablo | 1 | | 2 | 3 | | | | | | | 4 | | 5 | | | | 6 | | | | | | 7 | | 8 | | 9 | | | | | | | | | | | | | | | | | | | | |

Note:

Match points will only be recorded as such, and not also as game points

Legend:

* Includes breaks during and between games



RESULTS

比赛成绩单 (分场次详表) / RÉSULTATS

LIN Dan (CHN) bt NG Wei (HKG)
21-16 21-13

| | | Match | Game 1 | Game 2 | Game 3 |
|-------------------------|------------|----------|-----------|-----------|--------|
| LIN Dan (1) | CHN | 2 | 21 | 21 | |
| NG Wei | HKG | 0 | 16 | 13 | |
| Duration*(min) | | 44 | 22 | 20 | |
| Longest rally (sec) | | 54 | 38 | 54 | |
| Longest rally (strokes) | | 48 | 31 | 48 | |
| Average rally (sec) | | 16 | 15 | 16 | |
| Average rally (strokes) | | 10 | 10 | 11 | |
| Shuttles used | | 25 | 14 | 11 | |

Court: 1 **Match Number:** MS10
Umpire: NATU Girish (IND)
Service Judge: BRESLIN Cormac (IRL)

| | LIN Dan | | | NG Wei | | |
|---|---------|--------|--------|--------|--------|--------|
| | Game 1 | Game 2 | Game 3 | Game 1 | Game 2 | Game 3 |
| Match Points | | 1 | | | | |
| Game Points | 2 | | | | | |
| Points scored without service | 11 | 9 | | 10 | 9 | |
| Points scored with service | 10 | 12 | | 6 | 4 | |
| Biggest scoring run without change of service | 5 | 3 | | 2 | 2 | |
| Biggest lead | 9 | 8 | | | 2 | |
| Biggest comeback to win | | 2 | | | | |
| Service faults | | | | | | |
| Penalties (Yellow, Red and Black Card) | | | | | | |

| | | | | | | | | | | | | | | | | | | | | | | | | | | | | | | | | | | | | | |
|---|----------------|--|---|---|---|---|---|---|---|---|---|--|---|---|---|---|---|----|---|----|----|----|----|----|----|----|----|----|----|----|--|----|----|----|----|----|----|
| 1 | LIN Dan | | | | | | | | | | | | | | | | | | | | | | | | | | | | | | | | | | | | |
| | NG Wei | | | 1 | 2 | 3 | | | | | | | | 6 | | | 7 | 8 | 9 | 10 | 11 | 12 | 13 | 14 | 15 | | 16 | | | 17 | | | 18 | | | 19 | 20 |
| 2 | LIN Dan | | | 1 | 2 | 3 | | | 4 | 5 | 6 | | | | 7 | 8 | 9 | 10 | | | 11 | 12 | 13 | | | 14 | 15 | 16 | 17 | | | 18 | 19 | | 20 | 21 | |
| | NG Wei | | 1 | 2 | | | 3 | 4 | 5 | | | | 6 | 7 | 8 | | 9 | | | 10 | | | | | 11 | | | | | 12 | | | | 13 | | | |

Note:
Match points will only be recorded as such, and not also as game points

Legend:
* Includes breaks during and between games



RESULTS

比赛成绩单 (分场次详表) / RÉSULTATS

PARK Sunghwan (KOR) bt EKIRING Edwin (UGA)
21-5 21-8

| | | Match | Game 1 | Game 2 | Game 3 |
|-------------------------|------------|----------|-----------|-----------|--------|
| PARK Sunghwan | KOR | 2 | 21 | 21 | |
| EKIRING Edwin | UGA | 0 | 5 | 8 | |
| Duration*(min) | | 21 | 7 | 11 | |
| Longest rally (sec) | | 38 | 19 | 38 | |
| Longest rally (strokes) | | 33 | 15 | 33 | |
| Average rally (sec) | | 11 | 9 | 12 | |
| Average rally (strokes) | | 8 | 6 | 9 | |
| Shuttles used | | 3 | 1 | 2 | |

Court: 3 **Match Number: MS11**
Umpire: COCKER Peter (AUS)
Service Judge: NATU Girish (IND)

| | PARK Sunghwan | | | EKIRING Edwin | | |
|---|---------------|--------|--------|---------------|--------|--------|
| | Game 1 | Game 2 | Game 3 | Game 1 | Game 2 | Game 3 |
| Match Points | | 2 | | | | |
| Game Points | 3 | | | | | |
| Points scored without service | 3 | 5 | | 3 | 5 | |
| Points scored with service | 18 | 16 | | 2 | 3 | |
| Biggest scoring run without change of service | 11 | 10 | | 1 | 1 | |
| Biggest lead | 17 | 13 | | | 2 | |
| Biggest comeback to win | | 2 | | | | |
| Service faults | | | | | | |
| Penalties (Yellow, Red and Black Card) | | | | | | |

| | | | | | | | | | | | | | | | | | | | | | | | |
|---|----------------------|---|---|---|---|---|---|---|---|---|----|----|----|----|----|----|----|----|----|----|----|----|---|
| 1 | PARK Sunghwan | 1 | 2 | 3 | 4 | 5 | 6 | 7 | 8 | 9 | 10 | 11 | 12 | 13 | 14 | 15 | 16 | 17 | 18 | 19 | 20 | 21 | |
| | EKIRING Edwin | | | | | | | | | | | | 1 | | | | | | | | 2 | 3 | 4 |

| | | | | | | | | | | | | | | | | | | | | | | | | | | | | | |
|---|----------------------|---|---|---|---|---|---|---|---|---|---|---|----|----|----|----|----|----|----|----|----|----|----|----|--|--|--|--|--|
| 2 | PARK Sunghwan | | | 1 | 2 | 3 | 4 | 5 | 6 | 7 | 8 | 9 | 10 | 11 | 12 | 13 | 14 | 15 | 16 | 17 | 18 | 19 | 20 | 21 | | | | | |
| | EKIRING Edwin | 1 | 2 | | | | | | | | | | | | 3 | 4 | 5 | 6 | | | | | | 7 | | | | | |

Note:

Match points will only be recorded as such, and not also as game points

Legend:

* Includes breaks during and between games



RESULTS

比赛成绩单 (分场次详表) / RÉSULTATS

GADE Peter Hoeg (DEN) bt LASMARI Nabil (ALG)
21-6 21-4

| | | Match | Game 1 | Game 2 | Game 3 |
|----------------------------|------------|----------|-----------|-----------|--------|
| GADE Peter Hoeg (8) | DEN | 2 | 21 | 21 | |
| LASMARI Nabil | ALG | 0 | 6 | 4 | |
| Duration*(min) | | 23 | 10 | 10 | |
| Longest rally (sec) | | 23 | 23 | 23 | |
| Longest rally (strokes) | | 23 | 22 | 23 | |
| Average rally (sec) | | 10 | 10 | 11 | |
| Average rally (strokes) | | 8 | 7 | 8 | |
| Shuttles used | | 13 | 8 | 5 | |

Court: 2 **Match Number: MS12**
Umpire: HNILICA Mojmir (CZE)
Service Judge: CRAIG David (GBR)

| | GADE Peter Hoeg | | | LASMARI Nabil | | |
|---|-----------------|--------|--------|---------------|--------|--------|
| | Game 1 | Game 2 | Game 3 | Game 1 | Game 2 | Game 3 |
| Match Points | | 1 | | | | |
| Game Points | 1 | | | | | |
| Points scored without service | 3 | 4 | | 3 | 4 | |
| Points scored with service | 18 | 17 | | 3 | | |
| Biggest scoring run without change of service | 4 | 9 | | 2 | | |
| Biggest lead | 15 | 17 | | 3 | | |
| Biggest comeback to win | 3 | | | | | |
| Service faults | | | | | | |
| Penalties (Yellow, Red and Black Card) | | | | | | |

| | | | | | | | | | | | | | | | | | | | | | | | | | |
|---|------------------------|--|---|---|---|---|---|---|---|---|---|---|---|----|----|----|----|----|----|----|----|----|----|----|----|
| 1 | GADE Peter Hoeg | | | | 1 | 2 | 3 | 4 | 5 | 6 | 7 | 8 | 9 | 10 | 11 | 12 | 13 | 14 | 15 | 16 | 17 | 18 | 19 | 20 | 21 |
| | LASMARI Nabil | | 1 | 2 | 3 | | | | 4 | | | | | 5 | 6 | | | | | | | | | | |

| | | | | | | | | | | | | | | | | | | | | | | | | |
|---|------------------------|---|---|---|---|---|---|---|---|---|----|----|----|----|----|----|----|----|----|----|----|----|--|--|
| 2 | GADE Peter Hoeg | 1 | 2 | 3 | 4 | 5 | 6 | 7 | 8 | 9 | 10 | 11 | 12 | 13 | 14 | 15 | 16 | 17 | 18 | 19 | 20 | 21 | | |
| | LASMARI Nabil | | | 1 | | | | | | | | | | 2 | | 3 | 4 | | | | | | | |

Note:
Match points will only be recorded as such, and not also as game points

Legend:
* Includes breaks during and between games



RESULTS

比赛成绩单 (分场次详表) / RÉSULTATS

SATO Shoji (JPN) bt SRIDHAR Anup (IND)
21-13 21-17

| | | Match | Game 1 | Game 2 | Game 3 |
|-------------------------|------------|----------|-----------|-----------|--------|
| SATO Shoji | JPN | 2 | 21 | 21 | |
| SRIDHAR Anup | IND | 0 | 13 | 17 | |
| Duration*(min) | | 37 | 16 | 18 | |
| Longest rally (sec) | | 34 | 34 | 26 | |
| Longest rally (strokes) | | 33 | 33 | 24 | |
| Average rally (sec) | | 12 | 12 | 12 | |
| Average rally (strokes) | | 10 | 10 | 9 | |
| Shuttles used | | 12 | 7 | 5 | |

Court: 1 **Match Number: MS13**
Umpire: CHEN Chih Shen (TPE)
Service Judge: KONG Elaine (USA)

| | SATO Shoji | | | SRIDHAR Anup | | |
|---|------------|--------|--------|--------------|--------|--------|
| | Game 1 | Game 2 | Game 3 | Game 1 | Game 2 | Game 3 |
| Match Points | | 5 | | | | |
| Game Points | 1 | | | | | |
| Points scored without service | 10 | 8 | | 9 | 8 | |
| Points scored with service | 11 | 13 | | 4 | 9 | |
| Biggest scoring run without change of service | 5 | 4 | | 2 | 5 | |
| Biggest lead | 8 | 7 | | | 5 | |
| Biggest comeback to win | | 5 | | | | |
| Service faults | | | | | | |
| Penalties (Yellow, Red and Black Card) | | | | | | |

| | | | | | | | | | | | | | | | | | | | | | | | | | | |
|---|-------------------|---|---|---|---|---|---|---|---|---|----|---|---|----|----|----|----|----|----|----|----|----|----|----|----|----|
| 1 | SATO Shoji | 1 | 2 | 3 | 4 | 5 | 6 | 7 | 8 | 9 | 10 | | | 11 | 12 | 13 | 14 | | | 15 | 16 | 17 | 18 | 19 | 20 | 21 |
| | SRIDHAR Anup | | | | | | 1 | 2 | 3 | | 4 | 5 | 6 | 7 | 8 | | 9 | 10 | 11 | | 12 | | 13 | | | |

| | | | | | | | | | | | | | | | | | | | | | | | | | | | | | |
|---|-------------------|---|---|---|---|---|---|---|---|---|---|---|---|---|----|----|----|----|----|----|----|----|----|----|----|----|----|----|----|
| 2 | SATO Shoji | 1 | | 2 | 3 | | | | | 4 | 5 | 6 | 7 | 8 | 9 | 10 | 11 | 12 | 13 | 14 | 15 | 16 | 17 | 18 | 19 | 20 | | | 21 |
| | SRIDHAR Anup | | 1 | 2 | | 3 | 4 | 5 | 6 | 7 | 8 | | 9 | | 10 | | | | 11 | | | 12 | | | 13 | 14 | 15 | 16 | 17 |

Note:
Match points will only be recorded as such, and not also as game points

Legend:
* Includes breaks during and between games



RESULTS

比赛成绩单 (分场次详表) / RÉSULTATS

CHEN Jin (CHN) bt MOODY John (NZL)
21-9 21-11

| | | Match | Game 1 | Game 2 | Game 3 |
|-------------------------|------------|----------|-----------|-----------|--------|
| CHEN Jin (4) | CHN | 2 | 21 | 21 | |
| MOODY John | NZL | 0 | 9 | 11 | |
| Duration*(min) | | 31 | 14 | 14 | |
| Longest rally (sec) | | 36 | 25 | 36 | |
| Longest rally (strokes) | | 37 | 22 | 37 | |
| Average rally (sec) | | 12 | 12 | 12 | |
| Average rally (strokes) | | 9 | 9 | 10 | |
| Shuttles used | | 12 | 6 | 6 | |

Court: 3 **Match Number:** MS14
Umpire: RUFianto Edy (INA)
Service Judge: JAMES Philip (GBR)

| | CHEN Jin | | | MOODY John | | |
|---|----------|--------|--------|------------|--------|--------|
| | Game 1 | Game 2 | Game 3 | Game 1 | Game 2 | Game 3 |
| Match Points | 3 | | | | | |
| Game Points | 1 | | | | | |
| Points scored without service | 6 | 7 | | 5 | 7 | |
| Points scored with service | 15 | 14 | | 4 | 4 | |
| Biggest scoring run without change of service | 10 | 6 | | 3 | 2 | |
| Biggest lead | 13 | 11 | | 1 | | |
| Biggest comeback to win | 1 | | | | | |
| Service faults | | | | | | |
| Penalties (Yellow, Red and Black Card) | | | | | | |

| | | | | | | | | | | | | | | | | | | | | | | | | | |
|---|-----------------|---|---|---|---|---|---|---|---|---|---|----|----|----|----|----|----|----|----|---|---|----|----|----|----|
| 1 | CHEN Jin | | 1 | 2 | 3 | 4 | 5 | 6 | 7 | 8 | 9 | 10 | 11 | 12 | 13 | 14 | 15 | 16 | 17 | | | 18 | 19 | 20 | 21 |
| | MOODY John | 1 | | 2 | 3 | | | | | | | | | | 4 | | | 5 | 6 | 7 | 8 | 9 | | | |

| | | | | | | | | | | | | | | | | | | | | | | | | | |
|---|-----------------|---|---|---|---|---|---|---|---|---|----|---|----|----|----|----|----|---|----|----|----|----|----|----|----|
| 2 | CHEN Jin | 1 | 2 | 3 | 4 | 5 | 6 | 7 | 8 | 9 | 10 | | 11 | 12 | 13 | 14 | 15 | | 16 | 17 | 18 | 19 | 20 | | 21 |
| | MOODY John | | | | | 1 | | 2 | | | 3 | 4 | 5 | | 6 | | 7 | 8 | | 9 | | | 10 | 11 | |

Note:
Match points will only be recorded as such, and not also as game points

Legend:
* Includes breaks during and between games



RESULTS

比赛成绩单 (分场次详表) / RÉSULTATS

KEHLHOFFNER Erwin (FRA) bt MAMBWE Eli (ZAM)
21-15 21-17

| | | Match | Game 1 | Game 2 | Game 3 |
|--------------------------|------------|----------|-----------|-----------|--------|
| KEHLHOFFNER Erwin | FRA | 2 | 21 | 21 | |
| MAMBWE Eli | ZAM | 0 | 15 | 17 | |
| Duration*(min) | | 31 | 14 | 14 | |
| Longest rally (sec) | | 31 | 25 | 31 | |
| Longest rally (strokes) | | 31 | 26 | 31 | |
| Average rally (sec) | | 11 | 11 | 10 | |
| Average rally (strokes) | | 8 | 9 | 7 | |
| Shuttles used | | 12 | 6 | 6 | |

Court: 2 **Match Number: MS15**
Umpire: CRAIG David (GBR)
Service Judge: NGUYEN PHAM Duy Anh (VIE)

| | KEHLHOFFNER Erwin | | | MAMBWE Eli | | |
|---|-------------------|--------|--------|------------|--------|--------|
| | Game 1 | Game 2 | Game 3 | Game 1 | Game 2 | Game 3 |
| Match Points | | 3 | | | | |
| Game Points | 2 | | | | | |
| Points scored without service | 9 | 8 | | 8 | 8 | |
| Points scored with service | 12 | 13 | | 7 | 9 | |
| Biggest scoring run without change of service | 6 | 10 | | 4 | 6 | |
| Biggest lead | 11 | 11 | | | 1 | |
| Biggest comeback to win | | 1 | | | | |
| Service faults | | | | | | |
| Penalties (Yellow, Red and Black Card) | | | | | | |

| | | | | | | | | | | | | | | | | | | | | | | | | | | |
|---|--------------------------|---|---|---|---|---|---|---|---|---|----|----|----|----|----|----|----|----|----|----|----|----|----|----|----|----|
| 1 | KEHLHOFFNER Erwin | 1 | 2 | 3 | 4 | 5 | 6 | 7 | 8 | 9 | 10 | 11 | 12 | 13 | 14 | 15 | 16 | 17 | 18 | 19 | 20 | 21 | | | | |
| | MAMBWE Eli | | 1 | | 2 | | | 3 | | 4 | | | | | 5 | 6 | | 7 | 8 | 9 | | 10 | 11 | 12 | 13 | 14 |

| | | | | | | | | | | | | | | | | | | | | | | | | | | |
|---|--------------------------|---|---|---|---|---|---|---|---|---|---|----|----|----|----|----|----|----|----|----|----|----|----|----|----|----|
| 2 | KEHLHOFFNER Erwin | | 1 | 2 | 3 | 4 | 5 | 6 | 7 | 8 | 9 | 10 | 11 | 12 | 13 | 14 | 15 | 16 | 17 | 18 | 19 | 20 | 21 | | | |
| | MAMBWE Eli | 1 | | | | | | | | | 2 | | 3 | 4 | 5 | 6 | 7 | 8 | 9 | 10 | 11 | 12 | 13 | 14 | 15 | 16 |

Note:
Match points will only be recorded as such, and not also as game points

Legend:
* Includes breaks during and between games



RESULTS

比赛成绩单 (分场次详表) / RÉSULTATS

WONG Choong Hann (MAS) bt HIDAYAT Taufik (INA)
21-19 21-16

| | | Match | Game 1 | Game 2 | Game 3 |
|-------------------------|------------|----------|-----------|-----------|--------|
| WONG Choong Hann | MAS | 2 | 21 | 21 | |
| HIDAYAT Taufik (7) | INA | 0 | 19 | 16 | |
| Duration*(min) | | 44 | 21 | 21 | |
| Longest rally (sec) | | 42 | 42 | 28 | |
| Longest rally (strokes) | | 34 | 34 | 27 | |
| Average rally (sec) | | 12 | 13 | 11 | |
| Average rally (strokes) | | 9 | 9 | 9 | |
| Shuttles used | | 27 | 16 | 11 | |

Court: 1 **Match Number: MS16**
Umpire: FYRIE-DAHL Michael (NOR)
Service Judge: ZHANG Peihua (CHN)

| | WONG Choong Hann | | | HIDAYAT Taufik | | |
|---|------------------|--------|--------|----------------|--------|--------|
| | Game 1 | Game 2 | Game 3 | Game 1 | Game 2 | Game 3 |
| Match Points | | 1 | | | | |
| Game Points | 1 | | | | | |
| Points scored without service | 12 | 9 | | 11 | 9 | |
| Points scored with service | 9 | 12 | | 8 | 7 | |
| Biggest scoring run without change of service | 4 | 4 | | 2 | 4 | |
| Biggest lead | 4 | 6 | | 1 | 1 | |
| Biggest comeback to win | 1 | 1 | | | | |
| Service faults | | | | | | |
| Penalties (Yellow, Red and Black Card) | | | | | | |

| | | | | | | | | | | | | | | | | | | | | | | | | | | | | | | | | |
|---|-------------------------|---|---|---|---|---|---|---|---|---|--|---|---|---|---|----|----|----|----|----|----|----|----|----|----|----|----|----|----|----|--|--|
| 1 | WONG Choong Hann | 1 | 2 | | | 3 | 4 | 5 | | 6 | | 7 | 8 | | 9 | 10 | 11 | 12 | 13 | | 14 | 15 | | 16 | | 17 | 18 | 19 | 20 | 21 | | |
| | HIDAYAT Taufik | | | 1 | 2 | 3 | | | 4 | 5 | | 6 | 7 | 8 | 9 | | | | | 10 | 11 | | 12 | 13 | 14 | 15 | 16 | 17 | 18 | 19 | | |

| | | | | | | | | | | | | | | | | | | | | | | | | | | | | | | | | |
|---|-------------------------|---|---|---|---|---|---|---|--|---|---|---|---|----|---|---|---|---|----|----|----|----|----|----|----|----|----|--|----|----|----|--|
| 2 | WONG Choong Hann | 1 | | 2 | 3 | 4 | | 5 | | 6 | 7 | 8 | 9 | 10 | | | | | | | | 13 | 14 | 15 | 16 | 17 | 18 | | 19 | 20 | 21 | |
| | HIDAYAT Taufik | | 1 | | | 2 | 3 | 4 | | | | | | 5 | 6 | 7 | 8 | 9 | 10 | 11 | 12 | 13 | | | 14 | | | | 15 | 16 | | |

Note:
Match points will only be recorded as such, and not also as game points

Legend:
* Includes breaks during and between games



RESULTS

比赛成绩单 (分场次详表) / RÉSULTATS

HSIEH Yu-Hsing (TPE) bt NGUYEN Tien Minh (VIE)
21-16 15-21 21-15

| | | Match | Game 1 | Game 2 | Game 3 |
|-------------------------|------------|----------|-----------|-----------|-----------|
| HSIEH Yu-Hsing | TPE | 2 | 21 | 15 | 21 |
| NGUYEN Tien Minh | VIE | 1 | 16 | 21 | 15 |
| Duration*(min) | | 58 | 18 | 16 | 19 |
| Longest rally (sec) | | 54 | 48 | 42 | 54 |
| Longest rally (strokes) | | 50 | 45 | 41 | 50 |
| Average rally (sec) | | 12 | 14 | 11 | 13 |
| Average rally (strokes) | | 10 | 11 | 9 | 9 |
| Shuttles used | | 36 | 16 | 11 | 9 |

Court: 1 **Match Number: MS17**
Umpire: ZHANG Peihua (CHN)
Service Judge: FYRIE-DAHL Michael (NOR)

| | HSIEH Yu-Hsing | | | NGUYEN Tien Minh | | |
|---|----------------|--------|--------|------------------|--------|--------|
| | Game 1 | Game 2 | Game 3 | Game 1 | Game 2 | Game 3 |
| Match Points | | | 1 | | | |
| Game Points | 2 | | | | 1 | |
| Points scored without service | 10 | 9 | 11 | 11 | 12 | 10 |
| Points scored with service | 11 | 6 | 10 | 5 | 8 | 5 |
| Biggest scoring run without change of service | 5 | 2 | 3 | 2 | 4 | 3 |
| Biggest lead | 6 | 2 | 9 | 3 | 6 | |
| Biggest comeback to win | 3 | | | | 2 | |
| Service faults | | | | | | |
| Penalties (Yellow, Red and Black Card) | | | | | | |

| | | | | | | | | | | | | | | | | | | | | | | | | | | | | |
|---|-----------------------|---|---|---|---|---|---|---|---|---|---|---|---|--|----|----|----|----|----|----|----|--|----|----|----|----|----|----|
| 1 | HSIEH Yu-Hsing | 1 | | | 2 | 3 | 4 | 5 | | 6 | 7 | 8 | 9 | | 10 | 11 | 12 | 13 | 14 | 15 | 16 | | 17 | | 18 | 19 | 20 | 21 |
| | NGUYEN Tien Minh | | 1 | 2 | 3 | 4 | 5 | | 6 | 7 | | 8 | 9 | | 10 | 11 | 12 | 13 | 14 | 15 | 16 | | 17 | 18 | 19 | 20 | 21 | |

| | | | | | | | | | | | | | | | | | | | | | | | | | | | | |
|---|-------------------------|---|---|---|---|---|---|---|---|---|---|---|---|---|----|----|----|----|----|----|----|----|----|----|----|----|----|--|
| 2 | HSIEH Yu-Hsing | 1 | | 2 | 3 | 4 | | 5 | | 6 | | 7 | 8 | 9 | | 10 | 11 | | | | | | 12 | 13 | 14 | 15 | | |
| | NGUYEN Tien Minh | | 1 | | | 2 | 3 | 4 | 5 | 6 | 7 | 8 | 9 | | 10 | | 11 | 12 | 13 | 14 | 15 | 16 | 17 | 18 | 19 | 20 | 21 | |

| | | | | | | | | | | | | | | | | | | | | | | | | | | | | | | |
|---|-----------------------|---|---|---|---|---|---|---|---|---|---|---|---|----|----|--|----|----|----|----|----|--|----|----|----|----|--|----|----|----|
| 3 | HSIEH Yu-Hsing | 1 | 2 | | 3 | 4 | 5 | 6 | | 7 | 8 | | 9 | 10 | 11 | | 12 | 13 | 14 | 15 | 16 | | | 17 | 18 | | | 19 | 20 | 21 |
| | NGUYEN Tien Minh | | | 1 | 2 | | | | 3 | | 4 | 5 | | 6 | 7 | | 8 | 9 | 10 | 11 | | | 12 | 13 | 14 | 15 | | | | |

Note:
Match points will only be recorded as such, and not also as game points

Legend:
* Includes breaks during and between games



RESULTS

比赛成绩单 (分场次详表) / RÉSULTATS

ZWIEBLER Marc (GER) bt SMITH Andrew (GBR)
16-21 21-13 21-17

| | | Match | Game 1 | Game 2 | Game 3 |
|-------------------------|------------|----------|-----------|-----------|-----------|
| ZWIEBLER Marc | GER | 2 | 16 | 21 | 21 |
| SMITH Andrew | GBR | 1 | 21 | 13 | 17 |
| Duration*(min) | | 47 | 13 | 13 | 17 |
| Longest rally (sec) | | 29 | 25 | 29 | 25 |
| Longest rally (strokes) | | 28 | 28 | 26 | 21 |
| Average rally (sec) | | 10 | 8 | 10 | 11 |
| Average rally (strokes) | | 7 | 6 | 7 | 7 |
| Shuttles used | | 16 | 5 | 4 | 7 |

Court: 3 **Match Number: MS18**
Umpire: HNILICA Mojmir (CZE)
Service Judge: SHON Hee-Joo (KOR)

| | ZWIEBLER Marc | | | SMITH Andrew | | |
|---|---------------|--------|--------|--------------|--------|--------|
| | Game 1 | Game 2 | Game 3 | Game 1 | Game 2 | Game 3 |
| Match Points | | | 2 | | | |
| Game Points | | 2 | | 3 | | |
| Points scored without service | 13 | 10 | 9 | 11 | 9 | 9 |
| Points scored with service | 3 | 11 | 12 | 10 | 4 | 8 |
| Biggest scoring run without change of service | 1 | 5 | 6 | 4 | 2 | 3 |
| Biggest lead | 3 | 8 | 10 | 6 | 3 | 1 |
| Biggest comeback to win | | 3 | 1 | 3 | | |
| Service faults | | | | | | |
| Penalties (Yellow, Red and Black Card) | | | | | | |

| | | | | | | | | | | | | | | | | | | | | | | | | |
|---|---------------|---|---|---|---|---|---|---|---|---|----|----|----|----|----|----|----|----|----|----|----|----|----|----|
| 1 | ZWIEBLER Marc | 1 | 2 | 3 | 4 | 5 | 6 | 7 | 8 | 9 | 10 | 11 | 12 | 13 | 14 | 15 | 16 | | | | | | | |
| | SMITH Andrew | | | 1 | 2 | 3 | 4 | 5 | 6 | 7 | 8 | 9 | 10 | 11 | 12 | 13 | 14 | 15 | 16 | 17 | 18 | 19 | 20 | 21 |

| | | | | | | | | | | | | | | | | | | | | | | | | |
|---|---------------|---|---|---|---|---|---|---|---|---|---|---|----|----|----|----|----|----|----|----|----|----|----|----|
| 2 | ZWIEBLER Marc | | | 1 | 2 | 3 | 4 | 5 | 6 | 7 | 8 | 9 | 10 | 11 | 12 | 13 | 14 | 15 | 16 | 17 | 18 | 19 | 20 | 21 |
| | SMITH Andrew | 1 | 2 | | | 3 | 4 | 5 | 6 | 7 | 8 | | | 9 | 10 | | | 11 | | | 12 | 13 | | |

| | | | | | | | | | | | | | | | | | | | | | | | | | | | | |
|---|---------------|---|---|---|---|---|---|---|---|---|---|----|----|----|----|----|----|----|----|----|----|----|----|----|----|----|----|----|
| 3 | ZWIEBLER Marc | | 1 | 2 | 3 | 4 | 5 | 6 | 7 | 8 | 9 | 10 | 11 | 12 | 13 | 14 | 15 | 16 | 17 | 18 | 19 | 20 | 21 | | | | | |
| | SMITH Andrew | 1 | | | | | 2 | | | | | | | 3 | 4 | 5 | 6 | 7 | 8 | 9 | 10 | 11 | 12 | 13 | 14 | 15 | 16 | 17 |

Note:
Match points will only be recorded as such, and not also as game points

Legend:
* Includes breaks during and between games



RESULTS

比赛成绩单 (分场次详表) / RÉSULTATS

LEE Hyunil (KOR) bt JONASSEN Kenneth (DEN)
15-21 21-14 21-19

| | | Match | Game 1 | Game 2 | Game 3 |
|-------------------------|------------|----------|-----------|-----------|-----------|
| LEE Hyunil | KOR | 2 | 15 | 21 | 21 |
| JONASSEN Kenneth (5) | DEN | 1 | 21 | 14 | 19 |
| Duration*(min) | | 56 | 19 | 14 | 18 |
| Longest rally (sec) | | 49 | 49 | 29 | 35 |
| Longest rally (strokes) | | 41 | 41 | 23 | 29 |
| Average rally (sec) | | 13 | 16 | 11 | 13 |
| Average rally (strokes) | | 10 | 12 | 8 | 9 |
| Shuttles used | | 18 | 8 | 4 | 6 |

Court: 1 **Match Number: MS19**
Umpire: COCKER Peter (AUS)
Service Judge: DAVIES David (GBR)

| | LEE Hyunil | | | JONASSEN Kenneth | | |
|---|------------|--------|--------|------------------|--------|--------|
| | Game 1 | Game 2 | Game 3 | Game 1 | Game 2 | Game 3 |
| Match Points | | | 2 | | | |
| Game Points | | 3 | | 3 | | |
| Points scored without service | 9 | 9 | 15 | 9 | 8 | 15 |
| Points scored with service | 6 | 12 | 6 | 12 | 6 | 4 |
| Biggest scoring run without change of service | 1 | 4 | 1 | 5 | 2 | 1 |
| Biggest lead | 1 | 8 | 3 | 7 | 1 | 2 |
| Biggest comeback to win | | 1 | 2 | 1 | | |
| Service faults | | | | | | |
| Penalties (Yellow, Red and Black Card) | | | | | | |

| | | | | | | | | | | | | | | | | | | | | | | | | | | | | | | | | | | |
|---|------------------|---|---|---|---|---|--|---|---|---|--|---|---|---|---|---|----|----|----|---|----|--|----|----|----|----|----|----|----|----|--|--|----|----|
| 1 | LEE Hyunil | | | 1 | 2 | | | 3 | 4 | | | 5 | 6 | | | 7 | | | 8 | 9 | | | 10 | 11 | | | 12 | | | 13 | | | 14 | 15 |
| | JONASSEN Kenneth | 1 | 2 | | | 3 | | | 4 | 5 | | | 6 | 7 | 8 | 9 | 10 | 11 | 12 | | 13 | | | 14 | 15 | 16 | 17 | 18 | 19 | 20 | | | 21 | |

| | | | | | | | | | | | | | | | | | | | | | | | | | | | | | | | | | | |
|---|------------------|---|---|---|---|---|---|---|---|---|---|---|---|---|---|---|----|----|----|----|----|---|----|----|----|----|----|----|----|--|----|----|--|----|
| 2 | LEE Hyunil | | 1 | 2 | 3 | | 4 | 5 | | 6 | 7 | | | 8 | 9 | | 10 | 11 | 12 | 13 | 14 | | | 15 | 16 | 17 | 18 | | 19 | | 20 | | | 21 |
| | JONASSEN Kenneth | 1 | | | | 2 | | | 3 | | | 4 | 5 | 6 | | 7 | | | | | 8 | 9 | 10 | | | | | 11 | 12 | | 13 | 14 | | |

| | | | | | | | | | | | | | | | | | | | | | | | | | | | | | | | | | | | | |
|---|------------------|---|---|---|---|---|--|---|--|---|---|---|---|--|---|--|---|--|----|--|----|----|--|----|----|----|----|----|----|----|----|----|----|--|----|----|
| 3 | LEE Hyunil | | 1 | 2 | | 3 | | 4 | | 5 | | 6 | 7 | | 8 | | 9 | | 10 | | 11 | 12 | | 13 | 14 | | 15 | 16 | | 17 | | 18 | 19 | | 20 | 21 |
| | JONASSEN Kenneth | 1 | | | 2 | 3 | | 4 | | 5 | 6 | | 7 | | 8 | | 9 | | 10 | | 11 | 12 | | 13 | | 14 | | 15 | 16 | | 17 | 18 | 19 | | | |

Note:
Match points will only be recorded as such, and not also as game points

Legend:
* Includes breaks during and between games



RESULTS

比赛成绩单 (分场次详表) / RÉSULTATS

WACHA Przemyslaw (POL) bt BOSIGER Christian (SUI)
21-12 11-21 21-19

| | | Match | Game 1 | Game 2 | Game 3 |
|-------------------------|------------|----------|-----------|-----------|-----------|
| WACHA Przemyslaw | POL | 2 | 21 | 11 | 21 |
| BOSIGER Christian | SUI | 1 | 12 | 21 | 19 |
| Duration*(min) | | 38 | 10 | 9 | 14 |
| Longest rally (sec) | | 22 | 17 | 21 | 22 |
| Longest rally (strokes) | | 22 | 17 | 18 | 22 |
| Average rally (sec) | | 8 | 8 | 8 | 9 |
| Average rally (strokes) | | 6 | 6 | 6 | 6 |
| Shuttles used | | 16 | 4 | 5 | 7 |

Court: 2 **Match Number: MS20**
Umpire: CHEN Chih Shen (TPE)
Service Judge: JAMES Philip (GBR)

| | WACHA Przemyslaw | | | BOSIGER Christian | | |
|---|------------------|--------|--------|-------------------|--------|--------|
| | Game 1 | Game 2 | Game 3 | Game 1 | Game 2 | Game 3 |
| Match Points | | | 1 | | | |
| Game Points | 1 | | | | 2 | |
| Points scored without service | 10 | 10 | 15 | 9 | 11 | 14 |
| Points scored with service | 11 | 1 | 6 | 3 | 10 | 5 |
| Biggest scoring run without change of service | 3 | 1 | 2 | 2 | 3 | 1 |
| Biggest lead | 9 | | 4 | | 10 | 1 |
| Biggest comeback to win | | | 1 | | | |
| Service faults | | | | | | |
| Penalties (Yellow, Red and Black Card) | | | | | | |

| | | | | | | | | | | | | | | | | | | | | | | | |
|---|-------------------------|---|---|---|---|---|---|---|---|---|----|----|----|----|----|----|----|----|----|----|----|----|--|
| 1 | WACHA Przemyslaw | 1 | 2 | 3 | 4 | 5 | 6 | 7 | 8 | 9 | 10 | 11 | 12 | 13 | 14 | 15 | 16 | 17 | 18 | 19 | 20 | 21 | |
| | BOSIGER Christian | | | 1 | 2 | 3 | 4 | | | 5 | 6 | 7 | 8 | 9 | 10 | | 11 | 12 | | | | | |

| | | | | | | | | | | | | | | | | | | | | | | |
|---|--------------------------|---|---|---|---|---|---|---|---|---|----|----|----|----|----|----|----|----|----|----|----|----|
| 2 | WACHA Przemyslaw | | | 1 | | | 2 | | 3 | 4 | | | 5 | | 6 | 7 | 8 | 9 | 10 | | | 11 |
| | BOSIGER Christian | 1 | 2 | 3 | 4 | 5 | 6 | 7 | 8 | 9 | 10 | 11 | 12 | 13 | 14 | 15 | 16 | 17 | 18 | 19 | 20 | 21 |

| | | | | | | | | | | | | | | | | | | | | | | | | | | |
|---|-------------------------|---|---|---|---|---|---|---|---|---|---|----|----|----|----|----|----|----|----|----|----|----|----|----|--|--|
| 3 | WACHA Przemyslaw | 1 | | 2 | 3 | 4 | 5 | 6 | 7 | 8 | 9 | 10 | 11 | 12 | 13 | 14 | 15 | 16 | 17 | 18 | 19 | 20 | 21 | | | |
| | BOSIGER Christian | | 1 | 2 | | 3 | | 4 | 5 | 6 | 7 | 8 | | 9 | 10 | 11 | 12 | 13 | 14 | 15 | 16 | 17 | 18 | 19 | | |

Note:
Match points will only be recorded as such, and not also as game points

Legend:
* Includes breaks during and between games



RESULTS

比赛成绩单 (分场次详表) / RÉSULTATS

BAO Chunlai (CHN) bt CORDON Kevin (GUA)
21-17 21-16

| | | Match | Game 1 | Game 2 | Game 3 |
|-------------------------|------------|----------|-----------|-----------|--------|
| BAO Chunlai (3) | CHN | 2 | 21 | 21 | |
| CORDON Kevin | GUA | 0 | 17 | 16 | |
| Duration*(min) | | 38 | 17 | 19 | |
| Longest rally (sec) | | 29 | 24 | 29 | |
| Longest rally (strokes) | | 26 | 18 | 26 | |
| Average rally (sec) | | 13 | 13 | 13 | |
| Average rally (strokes) | | 8 | 8 | 8 | |
| Shuttles used | | 27 | 12 | 15 | |

Court: 1 **Match Number: MS21**
Umpire: DAVIES David (GBR)
Service Judge: TUNGAPARHARA Vachara (THA)

| | BAO Chunlai | | | CORDON Kevin | | |
|---|-------------|--------|--------|--------------|--------|--------|
| | Game 1 | Game 2 | Game 3 | Game 1 | Game 2 | Game 3 |
| Match Points | | 1 | | | | |
| Game Points | 1 | | | | | |
| Points scored without service | 11 | 10 | | 10 | 10 | |
| Points scored with service | 10 | 11 | | 7 | 6 | |
| Biggest scoring run without change of service | 3 | 5 | | 2 | 2 | |
| Biggest lead | 4 | 5 | | 1 | 3 | |
| Biggest comeback to win | 1 | 3 | | | | |
| Service faults | | | | | | |
| Penalties (Yellow, Red and Black Card) | | | | | | |

| | | | | | | | | | | | | | | | | | | | | | | | | | | | | | | | | |
|---|--------------------|---|---|---|---|---|---|--|---|---|---|---|---|---|---|---|----|--|----|----|----|----|----|----|----|----|----|--|----|----|----|----|
| 1 | BAO Chunlai | | 1 | 2 | 3 | 4 | | | 5 | | 6 | | 7 | | 8 | 9 | 10 | | 11 | 12 | | 13 | 14 | | 15 | 16 | 17 | | 18 | 19 | 20 | 21 |
| | CORDON Kevin | 1 | | | | 2 | 3 | | 4 | 5 | | 6 | 7 | 8 | | 9 | | | 10 | 11 | 12 | | 13 | 14 | 15 | | 16 | | 17 | | | |

| | | | | | | | | | | | | | | | | | | | | | | | | | | | |
|---|--------------------|---|---|---|---|---|---|---|---|---|---|---|----|----|----|----|----|----|----|----|----|----|----|----|----|----|----|
| 2 | BAO Chunlai | | | 1 | 2 | 3 | 4 | 5 | 6 | 7 | 8 | 9 | | 10 | | 11 | 12 | 13 | | 14 | 15 | 16 | 17 | 18 | 19 | 20 | 21 |
| | CORDON Kevin | 1 | 2 | 3 | 4 | 5 | 6 | 7 | 8 | | | 9 | 10 | 11 | 12 | 13 | | | 14 | 15 | | | | | 16 | | |

Note:
Match points will only be recorded as such, and not also as game points

Legend:
* Includes breaks during and between games



RESULTS

比赛成绩单 (分场次详表) / RÉSULTATS

LANG Ville (FIN) bt RAI Raju (USA)
21-9 21-16

| | | Match | Game 1 | Game 2 | Game 3 |
|-------------------------|------------|----------|-----------|-----------|--------|
| LANG Ville | FIN | 2 | 21 | 21 | |
| RAI Raju | USA | 0 | 9 | 16 | |
| Duration*(min) | | 27 | 10 | 14 | |
| Longest rally (sec) | | 45 | 28 | 45 | |
| Longest rally (strokes) | | 40 | 24 | 40 | |
| Average rally (sec) | | 10 | 11 | 10 | |
| Average rally (strokes) | | 8 | 8 | 8 | |
| Shuttles used | | 6 | 3 | 3 | |

Court: 2 **Match Number: MS22**
Umpire: MORTENSEN Niels Holm (DEN)
Service Judge: RUFianto Edy (INA)

| | LANG Ville | | | RAI Raju | | |
|---|------------|--------|--------|----------|--------|--------|
| | Game 1 | Game 2 | Game 3 | Game 1 | Game 2 | Game 3 |
| Match Points | | 4 | | | | |
| Game Points | 1 | | | | | |
| Points scored without service | 7 | 8 | | 6 | 8 | |
| Points scored with service | 14 | 13 | | 3 | 8 | |
| Biggest scoring run without change of service | 6 | 5 | | 2 | 2 | |
| Biggest lead | 12 | 8 | | 1 | | |
| Biggest comeback to win | 1 | | | | | |
| Service faults | | | | | | |
| Penalties (Yellow, Red and Black Card) | | | | | | |

| | | | | | | | | | | | | | | | | | | | | | | | | | |
|---|-------------------|---|---|---|---|---|---|---|---|---|---|----|----|---|----|----|----|----|----|----|----|----|----|----|--|
| 1 | LANG Ville | | 1 | 2 | 3 | 4 | 5 | 6 | 7 | 8 | 9 | 10 | 11 | | 12 | 13 | 14 | 15 | 16 | 17 | 18 | 19 | 20 | 21 | |
| | RAI Raju | 1 | 2 | | 3 | 4 | | | | | | | 5 | 6 | 7 | | 8 | | | | | 9 | | | |

| | | | | | | | | | | | | | | | | | | | | | | | | | | | | | | |
|---|-------------------|---|---|---|---|---|---|---|---|---|---|---|----|----|---|----|----|--|----|----|----|----|----|--|----|----|----|----|----|----|
| 2 | LANG Ville | 1 | 2 | 3 | 4 | 5 | | 6 | 7 | | 8 | 9 | 10 | 11 | | 12 | 13 | | 14 | 15 | 16 | 17 | 18 | | 19 | 20 | | 21 | | |
| | RAI Raju | | | | | 1 | 2 | 3 | 4 | 5 | | | | | 6 | 7 | 8 | | 9 | 10 | | | | | 11 | 12 | 13 | 14 | 15 | 16 |

Note:
Match points will only be recorded as such, and not also as game points

Legend:
* Includes breaks during and between games



RESULTS

比赛成绩单 (分场次详表) / RÉSULTATS

KUNCORO Sony Dwi (INA) bt PONSANA Boonsak (THA)
21-16 21-14

| | | Match | Game 1 | Game 2 | Game 3 |
|-----------------------------|------------|----------|-----------|-----------|--------|
| KUNCORO Sony Dwi (6) | INA | 2 | 21 | 21 | |
| PONSANA Boonsak | THA | 0 | 16 | 14 | |
| Duration*(min) | | 39 | 19 | 18 | |
| Longest rally (sec) | | 34 | 31 | 34 | |
| Longest rally (strokes) | | 32 | 30 | 32 | |
| Average rally (sec) | | 12 | 13 | 12 | |
| Average rally (strokes) | | 10 | 10 | 10 | |
| Shuttles used | | 27 | 15 | 12 | |

Court: 1 **Match Number: MS23**
Umpire: HOU Longhu (CHN)
Service Judge: FYRIE-DAHL Michael (NOR)

| | KUNCORO Sony Dwi | | | PONSANA Boonsak | | |
|---|------------------|--------|--------|-----------------|--------|--------|
| | Game 1 | Game 2 | Game 3 | Game 1 | Game 2 | Game 3 |
| Match Points | | 1 | | | | |
| Game Points | 2 | | | | | |
| Points scored without service | 9 | 6 | | 9 | 6 | |
| Points scored with service | 12 | 15 | | 7 | 8 | |
| Biggest scoring run without change of service | 5 | 3 | | 3 | 3 | |
| Biggest lead | 7 | 7 | | | 3 | |
| Biggest comeback to win | | 3 | | | | |
| Service faults | | | | | | |
| Penalties (Yellow, Red and Black Card) | | | | | | |

| | | | | | | | | | | | | | | | | | | | | | | | | | | | | | | | | | | | | | |
|---|-------------------------|---|---|---|---|---|---|---|---|---|---|---|---|---|---|----|---|---|----|----|----|----|----|----|----|----|----|----|----|----|----|----|----|----|----|----|----|
| 1 | KUNCORO Sony Dwi | 1 | 2 | 3 | 4 | 5 | | | | 6 | 7 | 8 | 9 | | | 10 | | | | 11 | 12 | 13 | 14 | | | 15 | 16 | 17 | | | | 18 | 19 | 20 | 21 | | |
| | PONSANA Boonsak | | | | | | 1 | 2 | | | | | | 3 | 4 | | 5 | 6 | 7 | | | | | | 8 | 9 | 10 | | 11 | 12 | 13 | 14 | | | 15 | 16 | |
| 2 | KUNCORO Sony Dwi | | | | 1 | 2 | 3 | | | | 4 | 5 | 6 | 7 | | | 8 | 9 | 10 | 11 | | | 12 | 13 | 14 | | | 15 | 16 | | | | 17 | 18 | 19 | 20 | 21 |
| | PONSANA Boonsak | 1 | 2 | 3 | | | | 4 | 5 | 6 | | | | 7 | 8 | | | | | 9 | | | | | 10 | | 11 | 12 | 13 | 14 | | | | | | | |

Note:
Match points will only be recorded as such, and not also as game points

Legend:
* Includes breaks during and between games



RESULTS

比赛成绩单 (分场次详表) / RÉSULTATS

NAVICKAS Kestutis (LTU) bt PUKHOV Stanislav (RUS)
21-12 21-17

| | | Match | Game 1 | Game 2 | Game 3 |
|--------------------------|------------|----------|-----------|-----------|--------|
| NAVICKAS Kestutis | LTU | 2 | 21 | 21 | |
| PUKHOV Stanislav | RUS | 0 | 12 | 17 | |
| Duration*(min) | | 32 | 12 | 17 | |
| Longest rally (sec) | | 25 | 20 | 25 | |
| Longest rally (strokes) | | 22 | 18 | 22 | |
| Average rally (sec) | | 10 | 10 | 11 | |
| Average rally (strokes) | | 8 | 8 | 8 | |
| Shuttles used | | 8 | 3 | 5 | |

Court: 3 **Match Number:** MS24
Umpire: NIXEY Lynne (NZL)
Service Judge: NGUYEN PHAM Duy Anh (VIE)

| | NAVICKAS Kestutis | | | PUKHOV Stanislav | | |
|---|-------------------|--------|--------|------------------|--------|--------|
| | Game 1 | Game 2 | Game 3 | Game 1 | Game 2 | Game 3 |
| Match Points | | 2 | | | | |
| Game Points | 3 | | | | | |
| Points scored without service | 6 | 12 | | 5 | 12 | |
| Points scored with service | 15 | 9 | | 7 | 5 | |
| Biggest scoring run without change of service | 7 | 3 | | 3 | 2 | |
| Biggest lead | 10 | 5 | | 1 | 2 | |
| Biggest comeback to win | 1 | 2 | | | | |
| Service faults | | | | | | |
| Penalties (Yellow, Red and Black Card) | | | | | | |

| | | | | | | | | | | | | | | | | | | | | | | | | | | | | | | | |
|---|--------------------------|---|---|---|---|---|---|---|---|---|---|---|---|---|---|----|----|----|--|---|----|----|----|----|----|----|----|----|--|----|----|
| 1 | NAVICKAS Kestutis | 1 | 2 | | | 3 | 4 | 5 | 6 | | | 7 | | 8 | 9 | 10 | 11 | 12 | | | 13 | 14 | 15 | 16 | 17 | 18 | 19 | 20 | | 21 | |
| | PUKHOV Stanislav | | | 1 | 2 | | | | | 3 | 4 | 5 | 6 | | 7 | 8 | | | | 9 | 10 | | | | | | | | | 11 | 12 |

| | | | | | | | | | | | | | | | | | | | | | | | | | | | | | | |
|---|--------------------------|---|---|---|---|---|---|---|---|--|---|--|---|---|----|----|----|---|----|----|----|----|----|----|----|----|----|----|----|----|
| 2 | NAVICKAS Kestutis | 1 | | | 2 | 3 | 4 | 5 | 6 | | 7 | | 8 | 9 | 10 | 11 | 12 | | 13 | 14 | | 15 | 16 | | 17 | 18 | | 19 | 20 | 21 |
| | PUKHOV Stanislav | | 1 | 2 | 3 | | 4 | | | | 5 | | 6 | | 7 | | | 8 | 9 | 10 | 11 | 12 | | 13 | 14 | | 15 | 16 | 17 | |

Note:
Match points will only be recorded as such, and not also as game points

Legend:
* Includes breaks during and between games



RESULTS

比赛成绩单 (分场次详表) / RÉSULTATS

LEE Chong Wei (MAS) bt SUSILO Ronald (SIN)
21-13 21-14

| | | Match | Game 1 | Game 2 | Game 3 |
|--------------------------|------------|----------|-----------|-----------|--------|
| LEE Chong Wei (2) | MAS | 2 | 21 | 21 | |
| SUSILO Ronald | SIN | 0 | 13 | 14 | |
| Duration*(min) | | 38 | 17 | 18 | |
| Longest rally (sec) | | 52 | 52 | 38 | |
| Longest rally (strokes) | | 45 | 45 | 34 | |
| Average rally (sec) | | 13 | 14 | 12 | |
| Average rally (strokes) | | 9 | 10 | 9 | |
| Shuttles used | | 22 | 10 | 12 | |

Court: 1 **Match Number: MS25**
Umpire: CAVERT Gilles (FRA)
Service Judge: HOU Longhu (CHN)

| | LEE Chong Wei | | | SUSILO Ronald | | |
|---|---------------|--------|--------|---------------|--------|--------|
| | Game 1 | Game 2 | Game 3 | Game 1 | Game 2 | Game 3 |
| Match Points | | 1 | | | | |
| Game Points | 1 | | | | | |
| Points scored without service | 9 | 8 | | 9 | 8 | |
| Points scored with service | 12 | 13 | | 4 | 6 | |
| Biggest scoring run without change of service | 4 | 3 | | 2 | 2 | |
| Biggest lead | 8 | 7 | | 2 | 2 | |
| Biggest comeback to win | 2 | 2 | | | | |
| Service faults | | | | | | |
| Penalties (Yellow, Red and Black Card) | | | | | | |

| | | | | | | | | | | | | | | | | | | | | | | |
|---|----------------------|---|---|---|---|---|---|---|---|---|----|----|----|----|----|----|----|----|----|----|----|----|
| 1 | LEE Chong Wei | 1 | 2 | 3 | 4 | 5 | 6 | 7 | 8 | 9 | 10 | 11 | 12 | 13 | 14 | 15 | 16 | 17 | 18 | 19 | 20 | 21 |
| | SUSILO Ronald | | 1 | 2 | 3 | 4 | 5 | 6 | | | 7 | 8 | 9 | | | 10 | | 11 | 12 | | | 13 |

| | | | | | | | | | | | | | | | | | | | | | | | |
|---|----------------------|---|---|---|---|---|---|---|---|---|---|----|----|----|----|----|----|----|----|----|----|----|----|
| 2 | LEE Chong Wei | | 1 | 2 | 3 | 4 | 5 | 6 | 7 | 8 | 9 | 10 | 11 | 12 | 13 | 14 | 15 | 16 | 17 | 18 | 19 | 20 | 21 |
| | SUSILO Ronald | 1 | 2 | | | 3 | 4 | | | 5 | 6 | 7 | | 8 | 9 | 10 | 11 | | 12 | | | 13 | 14 |

Note:
Match points will only be recorded as such, and not also as game points

Legend:
* Includes breaks during and between games



RESULTS

比赛成绩单 (分场次详表) / RÉSULTATS

LIN Dan (CHN) bt PARK Sunghwan (KOR)
21-8 21-11

| | | Match | Game 1 | Game 2 | Game 3 |
|-------------------------|------------|----------|-----------|-----------|--------|
| LIN Dan (1) | CHN | 2 | 21 | 21 | |
| PARK Sunghwan | KOR | 0 | 8 | 11 | |
| Duration*(min) | | 41 | 17 | 22 | |
| Longest rally (sec) | | 56 | 42 | 56 | |
| Longest rally (strokes) | | 53 | 41 | 53 | |
| Average rally (sec) | | 13 | 13 | 14 | |
| Average rally (strokes) | | 11 | 11 | 12 | |
| Shuttles used | | 18 | 7 | 11 | |

Court: 2 **Match Number: MS26**
Umpire: WALKER Michael (CAN)
Service Judge: NIXEY Lynne (NZL)

| | LIN Dan | | | PARK Sunghwan | | |
|---|---------|--------|--------|---------------|--------|--------|
| | Game 1 | Game 2 | Game 3 | Game 1 | Game 2 | Game 3 |
| Match Points | | 1 | | | | |
| Game Points | 1 | | | | | |
| Points scored without service | 7 | 8 | | 6 | 8 | |
| Points scored with service | 14 | 13 | | 2 | 3 | |
| Biggest scoring run without change of service | 5 | 6 | | 1 | 2 | |
| Biggest lead | 13 | 10 | | | 2 | |
| Biggest comeback to win | | 2 | | | | |
| Service faults | | | | | | |
| Penalties (Yellow, Red and Black Card) | | | | | | |

| | | | | | | | | | | | | | | | | | | | | | | |
|---|----------------|---|---|---|---|---|---|---|---|---|----|----|----|----|----|----|----|----|----|----|----|----|
| 1 | LIN Dan | 1 | 2 | 3 | 4 | 5 | 6 | 7 | 8 | 9 | 10 | 11 | 12 | 13 | 14 | 15 | 16 | 17 | 18 | 19 | 20 | 21 |
| | PARK Sunghwan | | | 1 | | | | | | 2 | 3 | 4 | | | 5 | 6 | 7 | 8 | | | | |

| | | | | | | | | | | | | | | | | | | | | | | | | |
|---|----------------|---|---|---|---|---|---|---|---|---|---|---|----|----|----|----|----|----|----|----|----|----|----|----|
| 2 | LIN Dan | 1 | | | 2 | 3 | 4 | 5 | 6 | 7 | 8 | 9 | 10 | 11 | 12 | 13 | 14 | 15 | 16 | 17 | 18 | 19 | 20 | 21 |
| | PARK Sunghwan | | 1 | 2 | 3 | | 4 | 5 | | | | | | 6 | 7 | 8 | | 9 | | 10 | | | 11 | |

Note:
Match points will only be recorded as such, and not also as game points

Legend:
* Includes breaks during and between games



RESULTS

比赛成绩单 (分场次详表) / RÉSULTATS

GADE Peter Hoeg (DEN) bt SATO Shoji (JPN)
19-21 22-20 21-15

| | | Match | Game 1 | Game 2 | Game 3 |
|----------------------------|------------|----------|-----------|-----------|-----------|
| GADE Peter Hoeg (8) | DEN | 2 | 19 | 22 | 21 |
| SATO Shoji | JPN | 1 | 21 | 20 | 15 |
| Duration*(min) | | 65 | 21 | 20 | 19 |
| Longest rally (sec) | | 44 | 44 | 27 | 42 |
| Longest rally (strokes) | | 44 | 40 | 25 | 44 |
| Average rally (sec) | | 11 | 12 | 11 | 11 |
| Average rally (strokes) | | 8 | 9 | 7 | 8 |
| Shuttles used | | 40 | 14 | 13 | 13 |

Court: 1 **Match Number: MS27**
Umpire: JAMES Philip (GBR)
Service Judge: KONG Elaine (USA)

| | GADE Peter Hoeg | | | SATO Shoji | | |
|---|-----------------|--------|--------|------------|--------|--------|
| | Game 1 | Game 2 | Game 3 | Game 1 | Game 2 | Game 3 |
| Match Points | | | 2 | | 2 | |
| Game Points | | 1 | | 3 | | |
| Points scored without service | 12 | 9 | 10 | 13 | 8 | 10 |
| Points scored with service | 7 | 13 | 11 | 8 | 12 | 5 |
| Biggest scoring run without change of service | 3 | 4 | 4 | 3 | 5 | 2 |
| Biggest lead | 1 | 6 | 7 | 6 | 2 | 2 |
| Biggest comeback to win | | 2 | 2 | 1 | | |
| Service faults | | | | | | |
| Penalties (Yellow, Red and Black Card) | | | | | | |

| | | | | | | | | | | | | | | | | | | | | | | | | | | | |
|---|-----------------|---|---|---|--|---|---|---|---|---|---|---|----|----|----|----|----|----|----|----|----|----|----|----|----|----|----|
| 1 | GADE Peter Hoeg | | 1 | 2 | | 3 | 4 | 5 | | 6 | | 7 | 8 | 9 | 10 | 11 | | 12 | | 13 | 14 | 15 | 16 | | 17 | 18 | 19 |
| | SATO Shoji | 1 | | 2 | | 3 | 4 | 5 | 6 | 7 | 8 | 9 | 10 | 11 | 12 | 13 | 14 | 15 | 16 | 17 | 18 | | | 19 | 20 | | 21 |

| | | | | | | | | | | | | | | | | | | | | | | | | | | | | | | | | | |
|---|-----------------|---|---|---|---|---|---|---|---|---|---|--|---|---|----|----|----|---|----|----|----|----|----|----|----|----|----|----|----|----|----|----|--|
| 2 | GADE Peter Hoeg | 1 | 2 | | | 3 | 4 | 5 | | 6 | 7 | | 8 | 9 | 10 | 11 | 12 | | 13 | 14 | | | 15 | 16 | 17 | 18 | | | 19 | 20 | 21 | 22 | |
| | SATO Shoji | | | 1 | 2 | 3 | 4 | | 5 | | 6 | | | | 7 | 8 | | 9 | 10 | 11 | 12 | 13 | | 14 | | 15 | 16 | 17 | 18 | 19 | 20 | | |

| | | | | | | | | | | | | | | | | | | | | | | | | | | | | | | | | |
|---|-----------------|---|---|---|---|---|---|---|---|---|---|---|---|---|---|---|----|----|---|----|----|----|----|----|----|----|----|----|--|----|----|----|
| 3 | GADE Peter Hoeg | 1 | | | 2 | | | 3 | 4 | 5 | | 6 | | 7 | 8 | 9 | 10 | 11 | | 12 | 13 | | 14 | 15 | 16 | 17 | 18 | | | 19 | 20 | 21 |
| | SATO Shoji | | 1 | 2 | | 3 | 4 | | | 5 | 6 | | 7 | | | | 8 | | 9 | | 10 | 11 | | 12 | 13 | 14 | | 15 | | | | |

Note:
Match points will only be recorded as such, and not also as game points

Legend:
* Includes breaks during and between games



RESULTS

比赛成绩单 (分场次详表) / RÉSULTATS

CHEN Jin (CHN) bt KEHLHOFFNER Erwin (FRA)
21-10 21-6

| | | Match | Game 1 | Game 2 | Game 3 |
|-------------------------|------------|----------|-----------|-----------|--------|
| CHEN Jin (4) | CHN | 2 | 21 | 21 | |
| KEHLHOFFNER Erwin | FRA | 0 | 10 | 6 | |
| Duration*(min) | | 26 | 13 | 10 | |
| Longest rally (sec) | | 32 | 23 | 32 | |
| Longest rally (strokes) | | 32 | 21 | 32 | |
| Average rally (sec) | | 10 | 11 | 9 | |
| Average rally (strokes) | | 7 | 8 | 7 | |
| Shuttles used | | 12 | 8 | 4 | |

Court: 2 **Match Number: MS28**
Umpire: FYRIE-DAHL Michael (NOR)
Service Judge: NATU Girish (IND)

| | CHEN Jin | | | KEHLHOFFNER Erwin | | |
|---|----------|--------|--------|-------------------|--------|--------|
| | Game 1 | Game 2 | Game 3 | Game 1 | Game 2 | Game 3 |
| Match Points | | 1 | | | | |
| Game Points | 2 | | | | | |
| Points scored without service | 10 | 4 | | 9 | 4 | |
| Points scored with service | 11 | 17 | | 1 | 2 | |
| Biggest scoring run without change of service | 4 | 6 | | 1 | 2 | |
| Biggest lead | 11 | 15 | | | | |
| Biggest comeback to win | | | | | | |
| Service faults | | | | | | |
| Penalties (Yellow, Red and Black Card) | | | | | | |

| | | | | | | | | | | | | | | | | | | | | | | |
|---|-------------------|---|---|---|---|---|---|---|---|---|----|----|----|----|----|----|----|----|----|----|----|----|
| 1 | CHEN Jin | 1 | 2 | 3 | 4 | 5 | 6 | 7 | 8 | 9 | 10 | 11 | 12 | 13 | 14 | 15 | 16 | 17 | 18 | 19 | 20 | 21 |
| | KEHLHOFFNER Erwin | | 1 | 2 | | | 3 | 4 | | | 5 | 6 | 7 | 8 | | | 9 | | | | | 10 |

| | | | | | | | | | | | | | | | | | | | | | | |
|---|-------------------|---|---|---|---|---|---|---|---|---|----|----|----|----|----|----|----|----|----|----|----|----|
| 2 | CHEN Jin | 1 | 2 | 3 | 4 | 5 | 6 | 7 | 8 | 9 | 10 | 11 | 12 | 13 | 14 | 15 | 16 | 17 | 18 | 19 | 20 | 21 |
| | KEHLHOFFNER Erwin | | | | | 1 | | | | 2 | 3 | 4 | | | 5 | | 6 | | | | | |

Note:
Match points will only be recorded as such, and not also as game points

Legend:
* Includes breaks during and between games



RESULTS

比赛成绩单 (分场次详表) / RÉSULTATS

HSIEH Yu-Hsing (TPE) bt WONG Choong Hann (MAS)
14-21 21-17 21-18

| | | Match | Game 1 | Game 2 | Game 3 |
|-------------------------|------------|----------|-----------|-----------|-----------|
| HSIEH Yu-Hsing | TPE | 2 | 14 | 21 | 21 |
| WONG Choong Hann | MAS | 1 | 21 | 17 | 18 |
| Duration*(min) | | 69 | 16 | 22 | 25 |
| Longest rally (sec) | | 58 | 29 | 42 | 58 |
| Longest rally (strokes) | | 52 | 25 | 40 | 52 |
| Average rally (sec) | | 13 | 11 | 13 | 14 |
| Average rally (strokes) | | 10 | 8 | 10 | 12 |
| Shuttles used | | 41 | 14 | 13 | 14 |

Court: 1 **Match Number: MS29**
Umpire: CAVERT Gilles (FRA)
Service Judge: JAMES Philip (GBR)

| | HSIEH Yu-Hsing | | | WONG Choong Hann | | |
|---|----------------|--------|--------|------------------|--------|--------|
| | Game 1 | Game 2 | Game 3 | Game 1 | Game 2 | Game 3 |
| Match Points | | | 2 | | | |
| Game Points | | 1 | | 1 | | |
| Points scored without service | 11 | 11 | 11 | 11 | 10 | 11 |
| Points scored with service | 3 | 10 | 10 | 10 | 7 | 7 |
| Biggest scoring run without change of service | 2 | 4 | 2 | 3 | 4 | 2 |
| Biggest lead | | 5 | 3 | 7 | | 2 |
| Biggest comeback to win | | | 2 | | | |
| Service faults | | | | | | 1 |
| Penalties (Yellow, Red and Black Card) | | | | | | |

| | | | | | | | | | | | | | | | | | | | |
|---|------------------|---|---|---|---|---|---|---|---|---|----|----|----|----|----|--|--|--|--|
| 1 | HSIEH Yu-Hsing | 1 | 2 | 3 | 4 | 5 | 6 | 7 | 8 | 9 | 10 | 11 | 12 | 13 | 14 | | | | |
| | WONG Choong Hann | | | | | | | | | | | | | | | | | | |

| | | | | | | | | | | | | | | | | | | | | | | |
|---|------------------|---|---|---|---|---|---|---|---|---|----|----|----|----|----|----|----|----|----|----|----|----|
| 2 | HSIEH Yu-Hsing | 1 | 2 | 3 | 4 | 5 | 6 | 7 | 8 | 9 | 10 | 11 | 12 | 13 | 14 | 15 | 16 | 17 | 18 | 19 | 20 | 21 |
| | WONG Choong Hann | | | | | | | | | | | | | | | | | | | | | |

| | | | | | | | | | | | | | | | | | | | | | | |
|---|------------------|---|---|---|---|---|---|---|---|---|----|----|----|----|----|----|----|----|----|----|----|----|
| 3 | HSIEH Yu-Hsing | 1 | 2 | 3 | 4 | 5 | 6 | 7 | 8 | 9 | 10 | 11 | 12 | 13 | 14 | 15 | 16 | 17 | 18 | 19 | 20 | 21 |
| | WONG Choong Hann | | | | | | | | | | | | | | | | | | | | | |

Note:
Match points will only be recorded as such, and not also as game points

Legend:
* Includes breaks during and between games



RESULTS

比赛成绩单 (分场次详表) / RÉSULTATS

LEE Hyunil (KOR) bt ZWIEBLER Marc (GER)
21-13 21-11

| | | Match | Game 1 | Game 2 | Game 3 |
|-------------------------|------------|----------|-----------|-----------|--------|
| LEE Hyunil | KOR | 2 | 21 | 21 | |
| ZWIEBLER Marc | GER | 0 | 13 | 11 | |
| Duration*(min) | | 31 | 15 | 13 | |
| Longest rally (sec) | | 55 | 55 | 27 | |
| Longest rally (strokes) | | 25 | 25 | 21 | |
| Average rally (sec) | | 12 | 13 | 10 | |
| Average rally (strokes) | | 9 | 10 | 8 | |
| Shuttles used | | 8 | 3 | 5 | |

Court: 3 **Match Number:** MS30
Umpire: TUNGAPARHARA Vachara (THA)
Service Judge: BRESLIN Cormac (IRL)

| | LEE Hyunil | | | ZWIEBLER Marc | | |
|---|------------|--------|--------|---------------|--------|--------|
| | Game 1 | Game 2 | Game 3 | Game 1 | Game 2 | Game 3 |
| Match Points | | 2 | | | | |
| Game Points | 1 | | | | | |
| Points scored without service | 10 | 8 | | 10 | 8 | |
| Points scored with service | 11 | 13 | | 3 | 3 | |
| Biggest scoring run without change of service | 3 | 7 | | 1 | 1 | |
| Biggest lead | 8 | 10 | | 3 | | |
| Biggest comeback to win | 3 | | | | | |
| Service faults | | | | | | |
| Penalties (Yellow, Red and Black Card) | | | | | | |

| | | | | | | | | | | | | | | | | | | | | | | | | | | | | | | | | | |
|---|-------------------|--|---|---|---|---|--|---|---|---|---|---|---|---|---|---|---|---|----|----|----|----|----|----|----|----|----|----|----|----|----|----|----|
| 1 | LEE Hyunil | | | 1 | 2 | 3 | | | 4 | | | 5 | 6 | | 7 | 8 | | 9 | 10 | 11 | | 12 | 13 | 14 | 15 | 16 | | 17 | 18 | 19 | 20 | 21 | |
| | ZWIEBLER Marc | | 1 | 2 | 3 | | | 4 | 5 | 6 | 7 | | | 8 | | | 9 | | | 10 | 11 | | 12 | 13 | 14 | 15 | 16 | | 17 | 18 | 19 | 20 | 21 |

| | | | | | | | | | | | | | | | | | | | | | | | | | | | | | | | |
|---|-------------------|---|---|---|---|---|---|---|--|---|---|---|---|----|--|----|---|----|---|----|----|----|----|----|----|----|----|--|----|----|--|
| 2 | LEE Hyunil | 1 | 2 | | 3 | 4 | 5 | 6 | | 7 | 8 | 9 | | 10 | | 11 | | 12 | | 13 | 14 | 15 | 16 | 17 | 18 | 19 | 20 | | 21 | | |
| | ZWIEBLER Marc | | | 1 | 2 | | | 3 | | | | 4 | 5 | 6 | | 7 | 8 | | 9 | 10 | | | | | | | | | | 11 | |

Note:
Match points will only be recorded as such, and not also as game points

Legend:
* Includes breaks during and between games



RESULTS

比赛成绩单 (分场次详表) / RÉSULTATS

BAO Chunlai (CHN) bt WACHA Przemyslaw (POL)
21-11 19-21 21-13

| | | Match | Game 1 | Game 2 | Game 3 |
|-------------------------|------------|----------|-----------|-----------|-----------|
| BAO Chunlai (3) | CHN | 2 | 21 | 19 | 21 |
| WACHA Przemyslaw | POL | 1 | 11 | 21 | 13 |
| Duration*(min) | | 63 | 17 | 24 | 17 |
| Longest rally (sec) | | 49 | 35 | 49 | 28 |
| Longest rally (strokes) | | 41 | 30 | 41 | 24 |
| Average rally (sec) | | 14 | 14 | 15 | 11 |
| Average rally (strokes) | | 9 | 10 | 10 | 8 |
| Shuttles used | | 49 | 16 | 19 | 14 |

Court: 1 **Match Number: MS31**
Umpire: DAVIES David (GBR)
Service Judge: KONG Elaine (USA)

| | BAO Chunlai | | | WACHA Przemyslaw | | |
|---|-------------|--------|--------|------------------|--------|--------|
| | Game 1 | Game 2 | Game 3 | Game 1 | Game 2 | Game 3 |
| Match Points | | | 5 | | | |
| Game Points | 1 | | | | 2 | |
| Points scored without service | 8 | 13 | 8 | 8 | 14 | 9 |
| Points scored with service | 13 | 6 | 13 | 3 | 7 | 4 |
| Biggest scoring run without change of service | 3 | 2 | 5 | 3 | 2 | 3 |
| Biggest lead | 10 | | 11 | 4 | 4 | 1 |
| Biggest comeback to win | 4 | | 1 | | | |
| Service faults | | | | | | |
| Penalties (Yellow, Red and Black Card) | | | | | | |

| | | | | | | | | | | | | | | | | | | | | | | | | | | | | | | | | | | |
|---|--------------------|---|---|---|---|---|---|---|---|---|--|---|---|--|---|---|---|--|---|----|----|----|--|----|----|--|----|--|----|----|----|----|----|----|
| 1 | BAO Chunlai | | | | | 1 | 2 | | | 3 | | 4 | 5 | | 6 | 7 | 8 | | 9 | 10 | 11 | 12 | | 13 | 14 | | 15 | | 16 | 17 | 18 | 19 | 20 | 21 |
| | WACHA Przemyslaw | 1 | 2 | 3 | 4 | | | 5 | 6 | | | 7 | | | 8 | | | | 9 | | | 10 | | 11 | | | | | | | | | | |

| | | | | | | | | | | | | | | | | | | | | | | | | | | | | | | | | | | | | | |
|---|--------------------|---|---|---|---|--|---|---|---|--|---|---|---|---|---|---|----|----|----|----|----|----|--|----|----|--|----|----|----|----|----|----|----|--|----|--|----|
| 2 | BAO Chunlai | | | 1 | 2 | | | 3 | 4 | | | 5 | 6 | 7 | | 8 | | 9 | | | 10 | 11 | | 12 | | | 13 | 14 | | 15 | | 16 | 17 | | 18 | | 19 |
| | WACHA Przemyslaw | 1 | 2 | | 3 | | 4 | 5 | 6 | | 7 | | | 8 | 9 | | 10 | 11 | 12 | 13 | | 14 | | 15 | 16 | | 17 | | 18 | | 19 | | 20 | | 21 | | |

| | | | | | | | | | | | | | | | | | | | | | | | | | | | | | | | | | | | |
|---|--------------------|---|---|---|---|---|---|---|---|---|--|---|---|--|----|--|----|--|----|----|----|----|--|----|----|---|----|----|----|----|----|----|----|----|--|
| 3 | BAO Chunlai | | 1 | | 2 | 3 | 4 | 5 | 6 | 7 | | 8 | 9 | | 10 | | 11 | | 12 | 13 | 14 | 15 | | 16 | 17 | | 18 | 19 | 20 | | | | | 21 | |
| | WACHA Przemyslaw | 1 | | 2 | | | | | | 3 | | | 4 | | 5 | | 6 | | | | | 7 | | | 8 | 9 | | | | 10 | 11 | 12 | 13 | | |

Note:
Match points will only be recorded as such, and not also as game points

Legend:
* Includes breaks during and between games



RESULTS

比赛成绩单 (分场次详表) / RÉSULTATS

KUNCORO Sony Dwi (INA) bt LANG Ville (FIN)
21-13 21-18

| | | Match | Game 1 | Game 2 | Game 3 |
|-----------------------------|------------|----------|-----------|-----------|--------|
| KUNCORO Sony Dwi (6) | INA | 2 | 21 | 21 | |
| LANG Ville | FIN | 0 | 13 | 18 | |
| Duration*(min) | | 42 | 20 | 19 | |
| Longest rally (sec) | | 63 | 63 | 38 | |
| Longest rally (strokes) | | 57 | 57 | 32 | |
| Average rally (sec) | | 14 | 15 | 13 | |
| Average rally (strokes) | | 11 | 12 | 10 | |
| Shuttles used | | 16 | 8 | 8 | |

Court: 3 **Match Number:** MS32
Umpire: BRESLIN Cormac (IRL)
Service Judge: TUNGAPARHARA Vachara (THA)

| | KUNCORO Sony Dwi | | | LANG Ville | | |
|---|------------------|--------|--------|------------|--------|--------|
| | Game 1 | Game 2 | Game 3 | Game 1 | Game 2 | Game 3 |
| Match Points | | 2 | | | | |
| Game Points | 1 | | | | | |
| Points scored without service | 7 | 11 | | 7 | 11 | |
| Points scored with service | 14 | 10 | | 6 | 7 | |
| Biggest scoring run without change of service | 5 | 3 | | 4 | 3 | |
| Biggest lead | 8 | 7 | | 5 | | |
| Biggest comeback to win | 5 | | | | | |
| Service faults | | | | | | |
| Penalties (Yellow, Red and Black Card) | | | | | | |

| | | | | | | | | | | | | | | | | | | | | | | | | | | | | | | | | | |
|---|-------------------------|--|---|---|---|---|---|---|--|--|---|---|---|---|---|---|----|----|----|---|----|----|----|----|----|----|----|----|----|----|----|----|--|
| 1 | KUNCORO Sony Dwi | | | | | 1 | 2 | 3 | | | | 4 | 5 | 6 | | | | 7 | 8 | 9 | 10 | 11 | 12 | 13 | 14 | 15 | 16 | 17 | 18 | 19 | 20 | 21 | |
| | LANG Ville | | 1 | 2 | 3 | 4 | 5 | | | | 6 | 7 | | | 8 | 9 | 10 | 11 | 12 | | | | | | | 13 | | | | | | | |

| | | | | | | | | | | | | | | | | | | | | | | | | | | | | | | | | | |
|---|-------------------------|---|---|---|---|---|---|---|---|---|---|--|---|---|---|----|----|----|----|----|----|---|----|----|----|----|----|----|----|----|----|----|----|
| 2 | KUNCORO Sony Dwi | 1 | 2 | | 3 | 4 | 5 | 6 | | 7 | | | 8 | 9 | | 10 | 11 | 12 | 13 | 14 | 15 | | 16 | | | | | 17 | 18 | 19 | | 20 | 21 |
| | LANG Ville | | | 1 | | | | | 2 | 3 | 4 | | | 5 | 6 | | 7 | | 8 | | | 9 | 10 | 11 | 12 | 13 | 14 | | 15 | 16 | 17 | 18 | |

Note:
Match points will only be recorded as such, and not also as game points

Legend:
* Includes breaks during and between games



RESULTS

比赛成绩单 (分场次详表) / RÉSULTATS

LEE Chong Wei (MAS) bt NAVICKAS Kestutis (LTU)
21-5 21-7

| | | Match | Game 1 | Game 2 | Game 3 |
|--------------------------|------------|----------|-----------|-----------|--------|
| LEE Chong Wei (2) | MAS | 2 | 21 | 21 | |
| NAVICKAS Kestutis | LTU | 0 | 5 | 7 | |
| Duration*(min) | | 26 | 11 | 13 | |
| Longest rally (sec) | | 32 | 30 | 32 | |
| Longest rally (strokes) | | 32 | 29 | 32 | |
| Average rally (sec) | | 13 | 13 | 13 | |
| Average rally (strokes) | | 9 | 10 | 9 | |
| Shuttles used | | 10 | 5 | 5 | |

Court: 1 **Match Number: MS33**
Umpire: ZHANG Peihua (CHN)
Service Judge: CRAIG David (GBR)

| | LEE Chong Wei | | | NAVICKAS Kestutis | | |
|---|---------------|--------|--------|-------------------|--------|--------|
| | Game 1 | Game 2 | Game 3 | Game 1 | Game 2 | Game 3 |
| Match Points | | 1 | | | | |
| Game Points | 1 | | | | | |
| Points scored without service | 5 | 6 | | 5 | 6 | |
| Points scored with service | 16 | 15 | | | 1 | |
| Biggest scoring run without change of service | 10 | 8 | | | 1 | |
| Biggest lead | 16 | 14 | | | 2 | |
| Biggest comeback to win | | 2 | | | | |
| Service faults | | | | | | |
| Penalties (Yellow, Red and Black Card) | | | | | | |

| | | | | | | | | | | | | | | | | | | | | | | |
|---|----------------------|---|---|---|---|---|---|---|---|---|----|----|----|----|----|----|----|----|----|----|----|----|
| 1 | LEE Chong Wei | 1 | 2 | 3 | 4 | 5 | 6 | 7 | 8 | 9 | 10 | 11 | 12 | 13 | 14 | 15 | 16 | 17 | 18 | 19 | 20 | 21 |
| | NAVICKAS Kestutis | | | | | | | | | | 1 | 2 | 3 | | | | | | | 4 | 5 | |

| | | | | | | | | | | | | | | | | | | | | | | | | |
|---|----------------------|---|---|---|---|---|---|---|---|---|---|---|----|----|----|----|----|----|----|----|----|----|----|----|
| 2 | LEE Chong Wei | | | 1 | 2 | 3 | 4 | 5 | 6 | 7 | 8 | 9 | 10 | 11 | 12 | 13 | 14 | 15 | 16 | 17 | 18 | 19 | 20 | 21 |
| | NAVICKAS Kestutis | 1 | 2 | 3 | | | | 4 | | | | 5 | 6 | | 7 | | | | | | | | | |

Note:
Match points will only be recorded as such, and not also as game points

Legend:
* Includes breaks during and between games



RESULTS

比赛成绩单 (分场次详表) / RÉSULTATS

LIN Dan (CHN) bt GADE Peter Hoeg (DEN)
21-13 21-16

| | | Match | Game 1 | Game 2 | Game 3 |
|-------------------------|------------|----------|-----------|-----------|--------|
| LIN Dan (1) | CHN | 2 | 21 | 21 | |
| GADE Peter Hoeg (8) | DEN | 0 | 13 | 16 | |
| Duration*(min) | | 45 | 19 | 23 | |
| Longest rally (sec) | | 31 | 31 | 28 | |
| Longest rally (strokes) | | 34 | 34 | 27 | |
| Average rally (sec) | | 11 | 10 | 12 | |
| Average rally (strokes) | | 10 | 10 | 10 | |
| Shuttles used | | 24 | 13 | 11 | |

Court: 1 **Match Number: MS34**
Umpire: WALKER Michael (CAN)
Service Judge: YAU Lin Na (MAS)

| | LIN Dan | | | GADE Peter Hoeg | | |
|---|---------|--------|--------|-----------------|--------|--------|
| | Game 1 | Game 2 | Game 3 | Game 1 | Game 2 | Game 3 |
| Match Points | | 3 | | | | |
| Game Points | 3 | | | | | |
| Points scored without service | 8 | 11 | | 8 | 11 | |
| Points scored with service | 13 | 10 | | 5 | 5 | |
| Biggest scoring run without change of service | 7 | 4 | | 1 | 2 | |
| Biggest lead | 9 | 6 | | 2 | 2 | |
| Biggest comeback to win | 2 | 2 | | | | |
| Service faults | | | | | | |
| Penalties (Yellow, Red and Black Card) | | | | | | |

| | | | | | | | | | | | | | | | | | | | | | | | | | | | | |
|---|-----------------|---|---|---|---|---|---|--|---|---|---|---|---|----|----|----|---|----|----|----|---|----|----|----|----|----|--|----|
| 1 | LIN Dan | | 1 | 2 | | 3 | 4 | | 5 | 6 | 7 | 8 | 9 | 10 | 11 | 12 | | 13 | 14 | 15 | | 16 | 17 | 18 | 19 | 20 | | 21 |
| | GADE Peter Hoeg | 1 | | | 2 | 3 | 4 | | 5 | 6 | | | | | | 7 | 8 | | | | 9 | 10 | 11 | | | | | 12 |

| | | | | | | | | | | | | | | | | | | | | | | | | | | | | | | | | | | |
|---|-----------------|---|---|--|---|--|---|---|--|---|--|---|--|---|---|---|---|--|----|----|----|----|----|----|----|----|----|----|----|----|----|----|----|----|
| 2 | LIN Dan | | 1 | | 2 | | 3 | 4 | | 5 | | 6 | | 7 | | 8 | 9 | | 10 | 11 | | 12 | | 13 | 14 | 15 | 16 | 17 | | 18 | 19 | 20 | | 21 |
| | GADE Peter Hoeg | 1 | | | 2 | | 3 | 4 | | 5 | | | | 6 | 7 | | 8 | | 9 | | 10 | 11 | 12 | 13 | | | | | 14 | | | | 15 | 16 |

Note:
Match points will only be recorded as such, and not also as game points

Legend:
* Includes breaks during and between games



RESULTS

比赛成绩单 (分场次详表) / RÉSULTATS

CHEN Jin (CHN) bt HSIEH Yu-Hsing (TPE)
21-8 21-14

| | | Match | Game 1 | Game 2 | Game 3 |
|-------------------------|------------|----------|-----------|-----------|--------|
| CHEN Jin (4) | CHN | 2 | 21 | 21 | |
| HSIEH Yu-Hsing | TPE | 0 | 8 | 14 | |
| Duration*(min) | | 36 | 13 | 20 | |
| Longest rally (sec) | | 60 | 32 | 60 | |
| Longest rally (strokes) | | 53 | 27 | 53 | |
| Average rally (sec) | | 14 | 13 | 14 | |
| Average rally (strokes) | | 10 | 9 | 10 | |
| Shuttles used | | 20 | 8 | 12 | |

Court: 1 **Match Number: MS35**
Umpire: MORTENSEN Niels Holm (DEN)
Service Judge: FYRIE-DAHL Michael (NOR)

| | CHEN Jin | | | HSIEH Yu-Hsing | | |
|---|----------|--------|--------|----------------|--------|--------|
| | Game 1 | Game 2 | Game 3 | Game 1 | Game 2 | Game 3 |
| Match Points | | 1 | | | | |
| Game Points | 2 | | | | | |
| Points scored without service | 7 | 8 | | 7 | 8 | |
| Points scored with service | 14 | 13 | | 1 | 6 | |
| Biggest scoring run without change of service | 4 | 5 | | 1 | 3 | |
| Biggest lead | 13 | 7 | | | 4 | |
| Biggest comeback to win | | 4 | | | | |
| Service faults | 1 | | | | | |
| Penalties (Yellow, Red and Black Card) | | | | | | |

| | | | | | | | | | | | | | | | | | | | | | | |
|---|-----------------|---|---|---|---|---|---|---|---|---|----|----|----|----|----|----|----|----|----|----|----|----|
| 1 | CHEN Jin | 1 | 2 | 3 | 4 | 5 | 6 | 7 | 8 | 9 | 10 | 11 | 12 | 13 | 14 | 15 | 16 | 17 | 18 | 19 | 20 | 21 |
| | HSIEH Yu-Hsing | | | | 1 | | | 2 | | | 3 | | | | 4 | 5 | | 6 | 7 | | | |

| | | | | | | | | | | | | | | | | | | | | | | | | | | | | |
|---|-----------------|---|---|---|---|---|---|--|---|---|---|---|--|---|---|----|----|----|----|----|----|----|----|----|----|----|----|----|
| 2 | CHEN Jin | 1 | 2 | | | 3 | 4 | | | 5 | 6 | 7 | | | 8 | 9 | 10 | 11 | 12 | 13 | 14 | 15 | 16 | 17 | 18 | 19 | 20 | 21 |
| | HSIEH Yu-Hsing | | | 1 | 2 | 3 | 4 | | 5 | 6 | 7 | 8 | | 9 | | 10 | 11 | | | | 12 | | 13 | | | | | 14 |

Note:
Match points will only be recorded as such, and not also as game points

Legend:
* Includes breaks during and between games



RESULTS

比赛成绩单 (分场次详表) / RÉSULTATS

LEE Hyunil (KOR) bt BAO Chunlai (CHN)
23-21 21-11

| | | Match | Game 1 | Game 2 | Game 3 |
|-------------------------|------------|----------|-----------|-----------|--------|
| LEE Hyunil | KOR | 2 | 23 | 21 | |
| BAO Chunlai (3) | CHN | 0 | 21 | 11 | |
| Duration*(min) | | 49 | 28 | 18 | |
| Longest rally (sec) | | 36 | 33 | 36 | |
| Longest rally (strokes) | | 29 | 28 | 29 | |
| Average rally (sec) | | 13 | 12 | 14 | |
| Average rally (strokes) | | 10 | 9 | 10 | |
| Shuttles used | | 33 | 21 | 12 | |

Court: 1 **Match Number: MS36**
Umpire: SANO Tomoharu (JPN)
Service Judge: KONG Elaine (USA)

| | LEE Hyunil | | | BAO Chunlai | | |
|---|------------|--------|--------|-------------|--------|--------|
| | Game 1 | Game 2 | Game 3 | Game 1 | Game 2 | Game 3 |
| Match Points | | 2 | | | | |
| Game Points | 2 | | | 1 | | |
| Points scored without service | 8 | 9 | | 7 | 9 | |
| Points scored with service | 15 | 12 | | 14 | 2 | |
| Biggest scoring run without change of service | 6 | 3 | | 8 | 1 | |
| Biggest lead | 9 | 10 | | 3 | | |
| Biggest comeback to win | 3 | | | | | |
| Service faults | | | | | | |
| Penalties (Yellow, Red and Black Card) | | | | | | |

| | | | | | | | | | | | | | | | | | | | | | | | | | | | | | | | | | | | | |
|---|-------------------|----|----|---|---|---|---|---|---|---|---|---|----|----|----|----|----|----|---|----|---|----|----|----|----|----|----|----|----|----|----|--|----|--|----|--|
| 1 | LEE Hyunil | | 1 | 2 | 3 | 4 | 5 | 6 | | 7 | 8 | 9 | 10 | 11 | 12 | 13 | 14 | 15 | | 16 | | 17 | 18 | 19 | 20 | 21 | | | | | | | | | | |
| | BAO Chunlai | 1 | | | 2 | | | 3 | 4 | 5 | | 6 | | | | | | | 7 | 8 | 9 | 10 | 11 | 12 | 13 | 14 | 15 | 16 | 17 | 18 | 19 | | 20 | | 21 | |
| 1 | LEE Hyunil | 22 | 23 | | | | | | | | | | | | | | | | | | | | | | | | | | | | | | | | | |
| | BAO Chunlai | | | | | | | | | | | | | | | | | | | | | | | | | | | | | | | | | | | |

| | | | | | | | | | | | | | | | | | | | | | | | | | |
|---|-------------------|---|---|---|---|---|---|---|---|---|---|---|----|----|----|----|----|---|----|----|----|----|----|----|----|
| 2 | LEE Hyunil | 1 | | 2 | 3 | 4 | 5 | | 6 | 7 | 8 | 9 | 10 | 11 | 12 | 13 | 14 | | 15 | 16 | 17 | 18 | 19 | 20 | 21 |
| | BAO Chunlai | | 1 | | | | 2 | 3 | 4 | 5 | | 6 | 7 | | | | | 8 | 9 | | | | 10 | | 11 |

Note:
Match points will only be recorded as such, and not also as game points

Legend:
* Includes breaks during and between games



RESULTS

比赛成绩单 (分场次详表) / RÉSULTATS

LEE Chong Wei (MAS) bt KUNCORO Sony Dwi (INA)
21-9 21-11

| | | Match | Game 1 | Game 2 | Game 3 |
|--------------------------|------------|----------|-----------|-----------|--------|
| LEE Chong Wei (2) | MAS | 2 | 21 | 21 | |
| KUNCORO Sony Dwi (6) | INA | 0 | 9 | 11 | |
| Duration*(min) | | 34 | 14 | 17 | |
| Longest rally (sec) | | 31 | 31 | 29 | |
| Longest rally (strokes) | | 28 | 28 | 28 | |
| Average rally (sec) | | 11 | 10 | 11 | |
| Average rally (strokes) | | 10 | 9 | 10 | |
| Shuttles used | | 13 | 7 | 6 | |

Court: 1 **Match Number: MS37**
Umpire: FOSSTO Hakan (SWE)
Service Judge: SHON Hee-Joo (KOR)

| | LEE Chong Wei | | | KUNCORO Sony Dwi | | |
|---|---------------|--------|--------|------------------|--------|--------|
| | Game 1 | Game 2 | Game 3 | Game 1 | Game 2 | Game 3 |
| Match Points | | 1 | | | | |
| Game Points | 1 | | | | | |
| Points scored without service | 6 | 8 | | 6 | 8 | |
| Points scored with service | 15 | 13 | | 3 | 3 | |
| Biggest scoring run without change of service | 5 | 4 | | 1 | 1 | |
| Biggest lead | 12 | 10 | | 3 | 1 | |
| Biggest comeback to win | 3 | 1 | | | | |
| Service faults | | | | | | |
| Penalties (Yellow, Red and Black Card) | | | | | | |

| | | | | | | | | | | | | | | | | | | | | | | | | | | | | |
|---|----------------------|---|---|---|---|--|---|---|---|---|---|---|---|---|---|----|----|----|----|---|----|----|----|----|----|----|----|----|
| 1 | LEE Chong Wei | | 1 | | 2 | | 3 | | 4 | 5 | 6 | 7 | 8 | 9 | | 10 | 11 | 12 | 13 | | 14 | 15 | 16 | 17 | 18 | 19 | 20 | 21 |
| | KUNCORO Sony Dwi | 1 | | 2 | 3 | | 4 | 5 | | 6 | | | | 7 | 8 | | | | | 9 | | | | | | | | |

| | | | | | | | | | | | | | | | | | | | | | | | | | | | | |
|---|----------------------|--|---|---|---|---|---|---|---|---|---|---|---|----|---|----|----|----|----|----|---|----|----|--|----|----|----|----|
| 2 | LEE Chong Wei | | 1 | 2 | | 3 | 4 | | 5 | 6 | 7 | 8 | 9 | 10 | | 11 | 12 | 13 | 14 | 15 | | 16 | 17 | | 18 | 19 | 20 | 21 |
| | KUNCORO Sony Dwi | | | 1 | 2 | | 3 | 4 | 5 | | 6 | | | | 7 | | | | | 8 | 9 | | | | 10 | 11 | | |

Note:
Match points will only be recorded as such, and not also as game points

Legend:
* Includes breaks during and between games



RESULTS

比赛成绩单 (分场次详表) / RÉSULTATS

LIN Dan (CHN) bt CHEN Jin (CHN)
21-12 21-18

| | | Match | Game 1 | Game 2 | Game 3 |
|--------------------|-------------------------|----------|-----------|-----------|--------|
| LIN Dan (1) | CHN | 2 | 21 | 21 | |
| CHEN Jin (4) | CHN | 0 | 12 | 18 | |
| | Duration*(min) | 40 | 22 | 16 | |
| | Longest rally (sec) | 105 | 105 | 34 | |
| | Longest rally (strokes) | 92 | 92 | 29 | |
| | Average rally (sec) | 13 | 17 | 9 | |
| | Average rally (strokes) | 10 | 15 | 7 | |
| | Shuttles used | 17 | 10 | 7 | |

Court: 1 **Match Number:** MS38
Umpire: SANO Tomoharu (JPN)
Service Judge: TUNGAPARHARA Vachara (THA)

| | LIN Dan | | | CHEN Jin | | |
|---|---------|--------|--------|----------|--------|--------|
| | Game 1 | Game 2 | Game 3 | Game 1 | Game 2 | Game 3 |
| Match Points | | 2 | | | | |
| Game Points | 3 | | | | | |
| Points scored without service | 9 | 9 | | 8 | 9 | |
| Points scored with service | 12 | 12 | | 4 | 9 | |
| Biggest scoring run without change of service | 4 | 4 | | 2 | 3 | |
| Biggest lead | 10 | 4 | | | 5 | |
| Biggest comeback to win | | 5 | | | | |
| Service faults | | | | 1 | 1 | |
| Penalties (Yellow, Red and Black Card) | | | | | | |

| | | | | | | | | | | | | | | | | | | | | | | | | | | | | | | | | | | | | | | | | | | | | | | | | |
|---|----------------|--|--|---|--|---|--|--|--|---|--|---|--|--|--|---|--|---|--|---|--|---|--|---|--|----|--|----|--|----|--|----|--|----|--|----|--|----|--|----|--|----|--|----|--|----|--|----|
| 1 | LIN Dan | | | | | | | | | | | | | | | | | | | | | | | | | | | | | | | | | | | | | | | | | | | | | | | |
| | CHEN Jin | | | 1 | | 2 | | | | 3 | | 4 | | | | 5 | | 6 | | 7 | | 8 | | 9 | | 10 | | 11 | | 12 | | 13 | | 14 | | 15 | | 16 | | 17 | | 18 | | 19 | | 20 | | 21 |

| | | | | | | | | | | | | | | | | | | | | | | | | | | | | | | | | | | | | | | | | | | | | | | | | | |
|---|----------------|---|--|---|---|---|--|---|--|---|--|---|--|---|--|---|---|---|---|----|---|----|---|----|----|----|----|----|----|----|--|----|--|----|--|----|----|----|----|----|----|----|----|--|----|--|----|--|----|
| 2 | LIN Dan | | | | 1 | | | 2 | | 3 | | 4 | | 5 | | | 6 | | 7 | | 8 | | 9 | | 10 | | 11 | | 12 | | | 13 | | 14 | | | 15 | | 16 | | 17 | | 18 | | 19 | | 20 | | 21 |
| | CHEN Jin | 1 | | 2 | | 3 | | 4 | | 5 | | 6 | | 7 | | 8 | | 9 | | 10 | | 11 | | 12 | | 13 | | 14 | | 15 | | 16 | | 17 | | 18 | | 19 | | 20 | | 21 | | | | | | | |

Note:
Match points will only be recorded as such, and not also as game points

Legend:
* Includes breaks during and between games



RESULTS

比赛成绩单 (分场次详表) / RÉSULTATS

LEE Chong Wei (MAS) bt LEE Hyunil (KOR)
21-18 13-21 21-13

| | | Match | Game 1 | Game 2 | Game 3 |
|--------------------------|------------|----------|-----------|-----------|-----------|
| LEE Chong Wei (2) | MAS | 2 | 21 | 13 | 21 |
| LEE Hyunil | KOR | 1 | 18 | 21 | 13 |
| Duration*(min) | | 62 | 22 | 16 | 18 |
| Longest rally (sec) | | 58 | 58 | 30 | 34 |
| Longest rally (strokes) | | 49 | 49 | 24 | 30 |
| Average rally (sec) | | 15 | 17 | 14 | 13 |
| Average rally (strokes) | | 10 | 11 | 9 | 10 |
| Shuttles used | | 31 | 15 | 5 | 11 |

Court: 1 **Match Number: MS39**
Umpire: RUFianto Edy (INA)
Service Judge: CHEN Chih Shen (TPE)

| | LEE Chong Wei | | | LEE Hyunil | | |
|---|---------------|--------|--------|------------|--------|--------|
| | Game 1 | Game 2 | Game 3 | Game 1 | Game 2 | Game 3 |
| Match Points | | | 1 | | | |
| Game Points | 2 | | | | 2 | |
| Points scored without service | 15 | 7 | 7 | 14 | 8 | 6 |
| Points scored with service | 6 | 6 | 14 | 4 | 13 | 7 |
| Biggest scoring run without change of service | 2 | 3 | 5 | 1 | 10 | 3 |
| Biggest lead | 5 | 1 | 8 | | 10 | |
| Biggest comeback to win | | | | | 1 | |
| Service faults | | | | | | |
| Penalties (Yellow, Red and Black Card) | | | | | | |

| | | | | | | | | | | | | | | | | | | | | | | | | |
|---|----------------------|---|---|---|---|---|---|---|---|---|---|----|----|----|----|----|----|----|----|----|----|----|----|----|
| 1 | LEE Chong Wei | 1 | 2 | | 3 | 4 | 5 | 6 | 7 | 8 | 9 | 10 | 11 | 12 | 13 | 14 | 15 | 16 | 17 | 18 | 19 | 20 | 21 | |
| | LEE Hyunil | | 1 | 2 | | | 3 | 4 | | | 5 | 6 | 7 | 8 | 9 | 10 | 11 | 12 | 13 | 14 | 15 | 16 | 17 | 18 |

| | | | | | | | | | | | | | | | | | | | | | | | | | | | |
|---|----------------------|---|---|---|---|---|---|---|---|--|---|---|---|---|----|----|----|----|----|----|----|--|----|----|----|----|----|
| 2 | LEE Chong Wei | | 1 | 2 | 3 | | 4 | 5 | 6 | | | | | | 7 | 8 | 9 | 10 | 11 | 12 | | | 13 | | | | |
| | LEE Hyunil | 1 | | 2 | | 3 | 4 | 5 | | | 6 | 7 | 8 | 9 | 10 | 11 | 12 | 13 | 14 | 15 | 16 | | 17 | 18 | 19 | 20 | 21 |

| | | | | | | | | | | | | | | | | | | | | | | | | | | | | | |
|---|----------------------|---|---|---|---|---|---|---|---|---|---|---|----|---|---|----|---|---|----|----|----|----|----|----|----|----|----|----|----|
| 3 | LEE Chong Wei | 1 | 2 | | 3 | 4 | 5 | 6 | 7 | 8 | | 9 | 10 | | | 11 | | | 12 | 13 | 14 | 15 | 16 | 17 | 18 | 19 | | 20 | 21 |
| | LEE Hyunil | | | 1 | | | | | | 2 | 3 | | 4 | 5 | 6 | 7 | 8 | 9 | 10 | | | | 11 | | | | 12 | 13 | |

Note:
Match points will only be recorded as such, and not also as game points

Legend:
* Includes breaks during and between games



RESULTS

比赛成绩单 (分场次详表) / RÉSULTATS

CHEN Jin (CHN) bt LEE Hyunil (KOR)
21-16 12-21 21-14

| | | Match | Game 1 | Game 2 | Game 3 |
|-------------------------|------------|----------|-----------|-----------|-----------|
| CHEN Jin (4) | CHN | 2 | 21 | 12 | 21 |
| LEE Hyunil | KOR | 1 | 16 | 21 | 14 |
| Duration*(min) | | 79 | 25 | 20 | 28 |
| Longest rally (sec) | | 68 | 39 | 41 | 68 |
| Longest rally (strokes) | | 60 | 36 | 37 | 60 |
| Average rally (sec) | | 17 | 17 | 15 | 19 |
| Average rally (strokes) | | 14 | 14 | 12 | 17 |
| Shuttles used | | 30 | 13 | 6 | 11 |

Court: 1 **Match Number: MS40**
Umpire: NGUYEN PHAM Duy Anh (VIE)
Service Judge: COCKER Peter (AUS)

| | CHEN Jin | | | LEE Hyunil | | |
|---|----------|--------|--------|------------|--------|--------|
| | Game 1 | Game 2 | Game 3 | Game 1 | Game 2 | Game 3 |
| Match Points | | | 1 | | | |
| Game Points | 1 | | | | 2 | |
| Points scored without service | 10 | 9 | 9 | 9 | 10 | 8 |
| Points scored with service | 11 | 3 | 12 | 7 | 11 | 6 |
| Biggest scoring run without change of service | 3 | 1 | 4 | 2 | 2 | 2 |
| Biggest lead | 5 | 1 | 7 | 1 | 9 | 2 |
| Biggest comeback to win | 1 | | 2 | | 1 | |
| Service faults | | | | | | |
| Penalties (Yellow, Red and Black Card) | | | | | | |

| | | | | | | | | | | | | | | | | | | | | | | | | | | | | | |
|---|-----------------|---|---|---|---|---|---|---|---|---|---|--|---|----|---|----|----|----|----|----|----|----|----|----|--|----|----|----|--|
| 1 | CHEN Jin | | 1 | 2 | 3 | | 4 | 5 | 6 | 7 | 8 | | 9 | 10 | | 11 | 12 | 13 | 14 | 15 | | 16 | 17 | 18 | | 19 | 20 | 21 | |
| | LEE Hyunil | 1 | | | | 2 | 3 | 4 | | 5 | | | 6 | | 7 | 8 | 9 | | 10 | 11 | 12 | | 13 | | | 14 | 15 | 16 | |

| | | | | | | | | | | | | | | | | | | | | | | | | | | | | | | | |
|---|-----------------|---|---|---|---|---|---|--|---|---|---|---|---|---|---|----|----|----|----|----|--|----|----|----|--|----|----|--|----|----|----|
| 2 | CHEN Jin | 1 | | 2 | | | 3 | | 4 | | 5 | | 6 | 7 | 8 | | 9 | | 10 | 11 | | 12 | | | | | | | | | |
| | LEE Hyunil | | 1 | | 2 | 3 | 4 | | 5 | 6 | | 7 | 8 | 9 | | 10 | 11 | 12 | | 13 | | 14 | 15 | 16 | | 17 | 18 | | 19 | 20 | 21 |

| | | | | | | | | | | | | | | | | | | | | | | | | | | | | | | | | |
|---|-----------------|---|---|---|---|---|---|---|---|---|---|---|---|---|----|---|----|----|--|----|----|--|----|----|--|----|--|----|----|----|----|----|
| 3 | CHEN Jin | | | 1 | | 2 | 3 | 4 | 5 | 6 | | 7 | 8 | 9 | 10 | | 11 | 12 | | 13 | 14 | | 15 | 16 | | 17 | | 18 | 19 | | 20 | 21 |
| | LEE Hyunil | 1 | 2 | | 3 | | | | | | 4 | 5 | | | | 6 | 7 | | | 8 | 9 | | 10 | 11 | | 12 | | 13 | | 14 | | |

Note:
Match points will only be recorded as such, and not also as game points

Legend:
* Includes breaks during and between games



RESULTS

比赛成绩单 (分场次详表) / RÉSULTATS

LIN Dan (CHN) bt LEE Chong Wei (MAS)
21-12 21-8

| | | Match | Game 1 | Game 2 | Game 3 |
|-------------------------|------------|----------|-----------|-----------|--------|
| LIN Dan (1) | CHN | 2 | 21 | 21 | |
| LEE Chong Wei (2) | MAS | 0 | 12 | 8 | |
| Duration*(min) | | 41 | 20 | 19 | |
| Longest rally (sec) | | 42 | 42 | 41 | |
| Longest rally (strokes) | | 36 | 36 | 33 | |
| Average rally (sec) | | 14 | 14 | 14 | |
| Average rally (strokes) | | 10 | 10 | 11 | |
| Shuttles used | | 22 | 13 | 9 | |

Court: 1 **Match Number: MS41**
Umpire: RUFianto Edy (INA)
Service Judge: JAMES Philip (GBR)

| | LIN Dan | | | LEE Chong Wei | | |
|---|---------|--------|--------|---------------|--------|--------|
| | Game 1 | Game 2 | Game 3 | Game 1 | Game 2 | Game 3 |
| Match Points | | 1 | | | | |
| Game Points | 3 | | | | | |
| Points scored without service | 7 | 4 | | 7 | 6 | |
| Points scored with service | 14 | 17 | | 5 | 2 | |
| Biggest scoring run without change of service | 4 | 8 | | 2 | 1 | |
| Biggest lead | 10 | 14 | | | | |
| Biggest comeback to win | | | | | | |
| Service faults | | | | | | |
| Penalties (Yellow, Red and Black Card) | | | | | | |

| | | | | | | | | | | | | | | | | | | | | | | |
|---|----------------|---|---|---|---|---|---|---|---|---|----|----|----|----|----|----|----|----|----|----|----|----|
| 1 | LIN Dan | 1 | 2 | 3 | 4 | 5 | 6 | 7 | 8 | 9 | 10 | 11 | 12 | 13 | 14 | 15 | 16 | 17 | 18 | 19 | 20 | 21 |
| | LEE Chong Wei | | | 1 | | | | | 2 | 3 | 4 | | 5 | | 6 | 7 | 8 | | 9 | 10 | | 11 |

| | | | | | | | | | | | | | | | | | | | | | | |
|---|----------------|---|---|---|---|---|---|---|---|---|----|----|----|----|----|----|----|----|----|----|----|----|
| 2 | LIN Dan | 1 | 2 | 3 | 4 | 5 | 6 | 7 | 8 | 9 | 10 | 11 | 12 | 13 | 14 | 15 | 16 | 17 | 18 | 19 | 20 | 21 |
| | LEE Chong Wei | | | | | | | | 1 | | | 2 | 3 | | 4 | | | 5 | 6 | 7 | 8 | |

Note:
Match points will only be recorded as such, and not also as game points

Legend:
* Includes breaks during and between games



RESULTS BRACKET As of 17 AUG 2008

小项单淘汰成绩单 / TABLEAU DES MATCHS AVEC RÉSULTATS

| Round of 64 | Round of 32 | | Round of 16 | Quarterfinal | Semifinal | Final |
|-------------------------------|--------------------------------|-------------------------|-------------------------|-------------------------|------------------|-------------------------|
| | 1. LIN Dan 50906 (1) | CHN | LIN D | | | |
| | 2. NG Wei 9662 | HKG | 21-16, 21-13 44' | LIN D | | |
| | | | | 21-8, 21-11 41' | | |
| | 3. EKIRING Edwin 52645 | UGA | PARK S | | | |
| 4. DABEKA Andrew 7200 | CAN | PARK S | 21-5, 21-8 21' | | | |
| 5. PARK Sunghwan 51324 | KOR | 21-11, 21-11 34' | | | LIN D | |
| | | | | | 21-13, 21-16 45' | |
| | 6. GADE Peter Hooeg 6926 (8) | DEN | GADE PH | | | |
| | 7. LASMARI Nabil 8830 | ALG | 21-6, 21-4 23' | GADE PH | | |
| | | | | 19-21, 22-20, 21-15 65' | | |
| | 8. SATO Shoji 50658 | JPN | SATO S | | | |
| 9. SRIDHAR Anup 51310 | IND | SRIDHAR A | 21-13, 21-17 37' | | | |
| 10. VASCONCELOS Marco 3022 | POR | 21-16, 21-14 30' | | | | LIN D |
| | | | | | | 21-12, 21-18 40' |
| | 11. CHEN Jin 51592 (4) | CHN | CHEN J | | | |
| | 12. MOODY John 11841 | NZL | 21-9, 21-11 31' | CHEN J | | |
| | | | | 21-10, 21-6 26' | | |
| | 13. MAMBWE Eli 4187 | ZAM | KEHLHOFFNER E | | | |
| 14. KEHLHOFFNER Erwin 13732 | FRA | KEHLHOFFNER E | 21-15, 21-17 31' | | | |
| 15. GOMEZ Stuart 12495 | AUS | 19-21, 22-20, 21-15 51' | | CHEN J | | |
| | | | | 21-8, 21-14 36' | | |
| | 16. HIDAYAT Taufik 10337 (7) | INA | WONG CH | | | |
| | 17. WONG Choong Hann 4240 | MAS | 21-19, 21-16 44' | HSIEH YH | | |
| | | | | 14-21, 21-17, 21-18 69' | | |
| | 18. NGUYEN Tien Minh 14107 | VIE | HSIEH YH | | | |
| 19. HSIEH Yu-Hsing 15751 | TPE | HSIEH YH | 21-16, 15-21, 21-15 58' | | | |
| 20. MEHRABI Kaveh 50546 | IRI | 21-16, 21-12 32' | | | | Gold Medal Match |
| | | | | | | LIN D |
| | | | | | | 21-12, 21-8 41' |
| | 21. EVANS Scott 15241 | IRL | ZWIEBLER M | | | |
| 22. ZWIEBLER Marc 50858 | GER | 21-18, 18-21, 21-19 54' | ZWIEBLER M | | | |
| | | | 16-21, 21-13, 21-17 47' | | | |
| 23. KOUKAL Petr 15585 | CZE | SMITH A | 10-21, 21-12, 21-15 47' | LEE H | | |
| 24. SMITH Andrew 14078 | GBR | | | 21-13, 21-11 31' | | |
| | 25. LEE Hyunil 11704 | KOR | LEE H | | | |
| | 26. JONASSEN Kenneth 4762 (5) | DEN | 15-21, 21-14, 21-19 56' | LEE H | | |
| | | | | 23-21, 21-11 49' | | |
| 27. WACHA Przemyslaw 8396 | POL | WACHA P | | | | |
| 28. MUST Raul 51531 | EST | 21-14, 21-15 33' | WACHA P | | | |
| | 29. BOSIGER Christian 53013 | SUI | 21-12, 11-21, 21-19 38' | BAO C L | | |
| | | | | 21-11, 19-21, 21-13 63' | | |
| | 30. CORDON Kevin 54897 | GUA | BAO C L | | | |
| | 31. BAO Chunlai 51274 (3) | CHN | 21-17, 21-16 38' | | | |
| | | | | | | LEE CW |
| | | | | | | 21-18, 13-21, 21-13 62' |
| 32. LANG Ville 15453 | FIN | LANG V | | | | |
| 33. DRUZCHENKO Vladyslav 4850 | UKR | 21-12, 21-19 36' | LANG V | | | |
| | 34. RAI Raju 51143 | USA | 21-9, 21-16 27' | KUNCORO SD | | |
| | | | | 21-13, 21-18 42' | | |
| | 35. PONSANA Boonsak 11959 | THA | KUNCORO SD | | | |
| | 36. KUNCORO Sony Dwi 50427 (6) | INA | 21-16, 21-14 39' | LEE CW | | |
| | | | | 21-9, 21-11 34' | | |
| 37. NAVICKAS Kestutis 13460 | LTU | NAVICKAS K | | | | |
| 38. ABIAN Pablo 14251 | ESP | 23-21, 12-21, 21-9 45' | NAVICKAS K | | | |
| | 39. PUKHOV Stanislav 8354 | RUS | 21-12, 21-17 32' | LEE CW | | |
| | | | | 21-5, 21-7 26' | | |
| | 40. SUSILO Ronald 50170 | SIN | LEE CW | | | |
| | 41. LEE Chong Wei 50152 (2) | MAS | 21-13, 21-14 38' | | | |
| | | | | | | Bronze Medal Match |
| | | | | CHEN J | | |
| | | | | | | CHEN J |
| | | | | | | 21-16, 12-21, 21-14 79' |
| | | | | LEE H | | |



TOURNAMENT STATISTICS As of 17 AUG 2008

小项竞赛数据统计表 / STATISTIQUES DU TOURNOI

| Statistics | Round of 64 | Round of 32 | Round of 16 | Quarter finals | Semifinals | Medal Matches | Total |
|-----------------------------------|-------------|-------------|-------------|----------------|------------|---------------|----------|
| Number of matches | 9 | 16 | 8 | 4 | 2 | 2 | 41 |
| Number of games | 22 | 36 | 19 | 8 | 5 | 5 | 95 |
| Total points scored | 793 | 1251 | 648 | 273 | 179 | 167 | 3311 |
| Total duration time (hours) | 6:02 | 10:04 | 6:03 | 2:44 | 1:42 | 2:00 | 28:35 |
| Average match duration (minutes) | 40' | 37' | 45' | 41' | 51' | 60' | 41' |
| Longest match duration (minutes) | 54' MS5 | 58' MS17 | 69' MS29 | 49' MS36 | 62' MS39 | 79' MS40 | 79' MS40 |
| Shortest match duration (minutes) | 30' MS2 | 21' MS11 | 26' MS33 | 34' MS37 | 40' MS38 | 41' MS41 | 21' MS11 |
| Total shuttles used | 142 | 280 | 194 | 90 | 48 | 52 | 806 |
| Average shuttles used per match | 15.8 | 17.5 | 24.3 | 22.5 | 24 | 26 | 19.7 |
| Penalties (Yellow Card) | 0 | 0 | 0 | 0 | 0 | 0 | 0 |
| Penalties (Red Card) | 0 | 0 | 0 | 0 | 0 | 0 | 0 |
| Penalties (Black Card) | 0 | 0 | 0 | 0 | 0 | 0 | 0 |
| Longest rally (seconds) | 70 | 54 | 63 | 60 | 105 | 68 | |
| Longest rally (strokes) | 63 | 50 | 57 | 53 | 92 | 60 | |

Note:
This report is updated ONLY after the end of a round

Legend:
MS Men's Singles



ENTRY LIST BY EVENT As of 17 AUG 2008

小项参赛运动员报名表 / LISTE DES INSCRITS PAR ÉPREUVE

| World Ranking as of 1 MAY 2008 | Name | BWF Number | NOC Code | Date of Birth |
|-----------------------------------|---------------------------|---------------|-------------|---------------|
| 1 | XIE Xingfang | 50254 | CHN | 8 JAN 1981 |
| 2 | ZHANG Ning | 5566 | CHN | 19 MAY 1975 |
| 3 | LU Lan | 53057 | CHN | 17 OCT 1987 |
| 5 | WANG Chen | 5882 | HKG | 21 JUN 1976 |
| 6 | PI Hongyan | 9699 | FRA | 25 JAN 1979 |
| 7 | RASMUSSEN Tine | 10358 | DEN | 21 JUL 1979 |
| 8 | XU Huaiwen | 5949 | GER | 2 AUG 1975 |
| 10 | WONG Mew Choo | 11769 | MAS | 1 MAY 1983 |
| 11 | JUN Jaeyoun | 12197 | KOR | 9 FEB 1983 |
| 12 | YIP Pui Yin | 51649 | HKG | 6 AUG 1987 |
| 13 | SCHENK Juliane | 13475 | GER | 26 NOV 1982 |
| 14 | HALLAM Tracey | 5751 | GBR | 24 MAR 1975 |
| 15 | HIROSE Eriko | 15417 | JPN | 16 MAR 1985 |
| 16 | CHENG Shao-Chieh | 14864 | TPE | 4 JAN 1986 |
| 17 | NEDELICHEVA Petya | 12765 | BUL | 30 JUL 1983 |
| 23 | RICE Anna | 12916 | CAN | 19 AUG 1980 |
| 24 | YULIANTI Maria Kristin | 14711 | INA | 25 JUN 1985 |
| 26 | GRYGA Larysa | 51368 | UKR | 31 MAY 1984 |
| 27 | KARACHKOVA Ella | 6115 | RUS | 5 AUG 1978 |
| 31 | NEHWAL Saina | 52748 | IND | 17 MAR 1990 |
| 32 | PERSSON Sara | 50270 | SWE | 23 SEP 1980 |
| 33 | PONSANA Salakjit | 50728 | THA | 14 FEB 1984 |
| 36 | XING Aiying | 52706 | SIN | 2 AUG 1989 |
| 41 | NIEMINEN Anu | 7083 | FIN | 16 DEC 1977 |
| 42 | ALLEGRIINI Agnese | 12028 | ITA | 3 JUL 1982 |
| 44 | TOLMOFF Kati | 11914 | EST | 3 DEC 1983 |
| 45 | RIVERO Claudia | 13182 | PER | 28 NOV 1986 |
| 47 | CICOGNINI Jeannine | 51842 | SUI | 14 NOV 1986 |
| 51 | KONON Olga | 15323 | BLR | 11 NOV 1989 |
| 56 | INGOLFSDOTTIR Ragna Bjorg | 12129 | ISL | 22 FEB 1983 |
| 59 | MOURA Ana | 14195 | POR | 21 JAN 1986 |
| 60 | TVRDY Maja | 12023 | SLO | 20 NOV 1983 |
| 65 | LEE Eva | 14814 | USA | 7 AUG 1986 |
| 69 | LUDIKOVA Kristina | 51739 | CZE | 12 SEP 1988 |
| 75 | LE Ngoc Nguyen | 50964 | VIE | 12 FEB 1984 |
| 79 | MAGEE Chloe | 89666 | IRL | 29 NOV 1988 |
| 81 | MARTINEZ Yoana | 10904 | ESP | 18 NOV 1980 |
| 82 | AUGUSTYN Kamila | 11071 | POL | 14 JAN 1982 |
| 89 | DANIEL Grace | 50380 | NGR | 24 FEB 1984 |
| 100 | CARROLL Erin | 51576 | AUS | 4 APR 1986 |
| 102 | FOO KUNE Karen | 9775 | MRI | 29 MAY 1982 |
| 107 | JAYASINGHE Thilini | 15327 | SRI | 15 JAN 1985 |



ENTRY LIST BY EVENT As of 17 AUG 2008

小项参赛运动员报名表 / LISTE DES INSCRITS PAR ÉPREUVE

| World Ranking as of 1 MAY 2008 | Name | BWF Number | NOC Code | Date of Birth |
|-----------------------------------|----------------------|---------------|-------------|---------------|
| 110 | STAPUSAITYTE Akvile | 14894 | LTU | 25 MAR 1986 |
| 118 | ANGULO Deyanira | 55132 | MEX | 3 MAR 1991 |
| 119 | SLADEKOVA Eva | 1190 | SVK | 17 DEC 1981 |
| 142 | HOSNY Hadia | 52901 | EGY | 30 JUL 1988 |
| 146 | HARRINGTON Kerry Lee | 51680 | RSA | 21 MAR 1986 |
| Total: 47 Entries | | | | |

Note:
All changes are available in INFO



RESULTS

比赛成绩单 (分场次详表) / RÉSULTATS

KONON Olga (BLR) bt XING Aiying (SIN)
21-19 21-12

| | | Match | Game 1 | Game 2 | Game 3 |
|-------------------------|------------|----------|-----------|-----------|--------|
| KONON Olga | BLR | 2 | 21 | 21 | |
| XING Aiying | SIN | 0 | 19 | 12 | |
| Duration*(min) | | 35 | 19 | 13 | |
| Longest rally (sec) | | 37 | 37 | 37 | |
| Longest rally (strokes) | | 26 | 26 | 25 | |
| Average rally (sec) | | 15 | 16 | 13 | |
| Average rally (strokes) | | 8 | 9 | 7 | |
| Shuttles used | | 7 | 3 | 4 | |

Court: 3 **Match Number:** WS1
Umpire: BRESLIN Cormac (IRL)
Service Judge: CAVERT Gilles (FRA)

| | KONON Olga | | | XING Aiying | | |
|---|------------|--------|--------|-------------|--------|--------|
| | Game 1 | Game 2 | Game 3 | Game 1 | Game 2 | Game 3 |
| Match Points | | 1 | | | | |
| Game Points | 1 | | | | | |
| Points scored without service | 9 | 10 | | 9 | 10 | |
| Points scored with service | 12 | 11 | | 10 | 2 | |
| Biggest scoring run without change of service | 4 | 3 | | 3 | 1 | |
| Biggest lead | 2 | 9 | | 4 | 1 | |
| Biggest comeback to win | 4 | 1 | | | | |
| Service faults | | | | | | |
| Penalties (Yellow, Red and Black Card) | | | | | | |

| | | | | | | | | | | | | | | | | | | | | | | | | | | | | | | | |
|---|-------------------|---|---|---|---|---|---|---|---|---|----|----|----|----|----|----|----|----|----|----|----|----|----|----|--|----|----|--|----|--|----|
| 1 | KONON Olga | 1 | 2 | 3 | 4 | 5 | 6 | 7 | 8 | 9 | 10 | 11 | 12 | 13 | 14 | 15 | 16 | 17 | 18 | 19 | 20 | 21 | | | | | | | | | |
| | XING Aiying | | 1 | | 2 | 3 | | 4 | 5 | 6 | | 7 | 8 | 9 | 10 | | 11 | | 12 | 13 | 14 | | 15 | 16 | | 17 | 18 | | 19 | | 20 |

| | | | | | | | | | | | | | | | | | | | | | | | | | | | | | | | | |
|---|-------------------|---|---|---|---|---|---|---|---|---|----|----|----|----|----|----|----|----|----|----|----|----|----|--|----|--|----|--|----|----|----|----|
| 2 | KONON Olga | 1 | 2 | 3 | 4 | 5 | 6 | 7 | 8 | 9 | 10 | 11 | 12 | 13 | 14 | 15 | 16 | 17 | 18 | 19 | 20 | 21 | | | | | | | | | | |
| | XING Aiying | | 1 | | 2 | | 3 | | 4 | 5 | 6 | | 7 | 8 | 9 | 10 | | 11 | | 12 | | 13 | 14 | | 15 | | 16 | | 17 | 18 | 19 | 20 |

Note:
Match points will only be recorded as such, and not also as game points

Legend:
* Includes breaks during and between games



RESULTS

比赛成绩单 (分场次详表) / RÉSULTATS

HALLAM Tracey (GBR) bt YIP Pui Yin (HKG)
21-15 21-17

| | | Match | Game 1 | Game 2 | Game 3 |
|-------------------------|------------|----------|-----------|-----------|--------|
| HALLAM Tracey | GBR | 2 | 21 | 21 | |
| YIP Pui Yin | HKG | 0 | 15 | 17 | |
| Duration*(min) | | 36 | 15 | 18 | |
| Longest rally (sec) | | 30 | 19 | 30 | |
| Longest rally (strokes) | | 28 | 16 | 28 | |
| Average rally (sec) | | 11 | 10 | 12 | |
| Average rally (strokes) | | 7 | 6 | 8 | |
| Shuttles used | | 4 | 2 | 2 | |

Court: 1 **Match Number: WS2**
Umpire: NGUYEN PHAM Duy Anh (VIE)
Service Judge: FYRIE-DAHL Michael (NOR)

| | HALLAM Tracey | | | YIP Pui Yin | | |
|---|---------------|--------|--------|-------------|--------|--------|
| | Game 1 | Game 2 | Game 3 | Game 1 | Game 2 | Game 3 |
| Match Points | | 1 | | | | |
| Game Points | 1 | | | | | |
| Points scored without service | 9 | 13 | | 9 | 13 | |
| Points scored with service | 12 | 8 | | 6 | 4 | |
| Biggest scoring run without change of service | 4 | 2 | | 3 | 1 | |
| Biggest lead | 6 | 5 | | 2 | 1 | |
| Biggest comeback to win | 2 | 1 | | | | |
| Service faults | | | | | | |
| Penalties (Yellow, Red and Black Card) | | | | | | |

| | | | | | | | | | | | | | | | | | | | | | | | | | | | | | | |
|---|----------------------|--|---|---|---|---|---|---|---|---|---|---|---|---|---|---|---|---|----|----|----|----|----|----|----|----|----|----|----|----|
| 1 | HALLAM Tracey | | | 1 | 2 | 3 | 4 | 5 | | | | | 6 | 7 | 8 | 9 | | | 10 | 11 | 12 | 13 | 14 | 15 | 16 | 17 | 18 | 19 | 20 | 21 |
| | YIP Pui Yin | | 1 | 2 | | | | | 3 | 4 | 5 | 6 | | 7 | | | 8 | 9 | 10 | 11 | 12 | 13 | | | 14 | | 15 | | | |

| | | | | | | | | | | | | | | | | | | | | | | | | | | | | |
|---|----------------------|---|---|---|---|---|---|---|---|---|---|----|---|----|----|----|----|----|----|----|----|----|----|----|----|----|----|----|
| 2 | HALLAM Tracey | | 1 | 2 | 3 | 4 | 5 | 6 | 7 | 8 | 9 | 10 | | 11 | 12 | 13 | 14 | | 15 | 16 | | 17 | 18 | | 19 | 20 | 21 | |
| | YIP Pui Yin | 1 | | 2 | 3 | 4 | | | 5 | | | 6 | 7 | 8 | 9 | | 10 | 11 | 12 | 13 | 14 | | 15 | 16 | 17 | 18 | 19 | 20 |

Note:
Match points will only be recorded as such, and not also as game points

Legend:
* Includes breaks during and between games



RESULTS

比赛成绩单 (分场次详表) / RÉSULTATS

LUDIKOVA Kristina (CZE) bt DANIEL Grace (NGR)
21-13 21-8

| | | Match | Game 1 | Game 2 | Game 3 |
|--------------------------|------------|----------|-----------|-----------|--------|
| LUDIKOVA Kristina | CZE | 2 | 21 | 21 | |
| DANIEL Grace | NGR | 0 | 13 | 8 | |
| Duration*(min) | | 26 | 12 | 11 | |
| Longest rally (sec) | | 26 | 26 | 19 | |
| Longest rally (strokes) | | 17 | 17 | 16 | |
| Average rally (sec) | | 10 | 10 | 10 | |
| Average rally (strokes) | | 6 | 6 | 6 | |
| Shuttles used | | 4 | 3 | 1 | |

Court: 2 **Match Number: WS3**
Umpire: KONG Elaine (USA)
Service Judge: NATU Girish (IND)

| | LUDIKOVA Kristina | | | DANIEL Grace | | |
|---|-------------------|--------|--------|--------------|--------|--------|
| | Game 1 | Game 2 | Game 3 | Game 1 | Game 2 | Game 3 |
| Match Points | | 1 | | | | |
| Game Points | 1 | | | | | |
| Points scored without service | 8 | 8 | | 7 | 8 | |
| Points scored with service | 13 | 13 | | 6 | | |
| Biggest scoring run without change of service | 3 | 5 | | 3 | | |
| Biggest lead | 8 | 13 | | | 1 | |
| Biggest comeback to win | | 1 | | | | |
| Service faults | | | | | | |
| Penalties (Yellow, Red and Black Card) | | | | | | |

| | | | | | | | | | | | | | | | | | | | | | | | |
|---|--------------------------|---|---|---|---|---|---|---|---|---|----|----|----|----|----|----|----|----|----|----|----|----|--|
| 1 | LUDIKOVA Kristina | 1 | 2 | 3 | 4 | 5 | 6 | 7 | 8 | 9 | 10 | 11 | 12 | 13 | 14 | 15 | 16 | 17 | 18 | 19 | 20 | 21 | |
| | DANIEL Grace | | | 1 | | | | 2 | 3 | 4 | 5 | | 6 | 7 | | 8 | 9 | 10 | 11 | 12 | 13 | | |

| | | | | | | | | | | | | | | | | | | | | | | | |
|---|--------------------------|---|---|---|---|---|---|---|---|---|----|----|----|----|----|----|----|----|----|----|----|----|--|
| 2 | LUDIKOVA Kristina | 1 | 2 | 3 | 4 | 5 | 6 | 7 | 8 | 9 | 10 | 11 | 12 | 13 | 14 | 15 | 16 | 17 | 18 | 19 | 20 | 21 | |
| | DANIEL Grace | 1 | | | | 2 | 3 | 4 | 5 | | | | | 6 | | 7 | | | | | 8 | | |

Note:
Match points will only be recorded as such, and not also as game points

Legend:
* Includes breaks during and between games



RESULTS

比赛成绩单 (分场次详表) / RÉSULTATS

CICOGNINI Jeannine (SUI) bt MOURA Ana (POR)
21-9 21-13

| | | Match | Game 1 | Game 2 | Game 3 |
|---------------------------|-------------------------|----------|-----------|-----------|--------|
| CICOGNINI Jeannine | SUI | 2 | 21 | 21 | |
| MOURA Ana | POR | 0 | 9 | 13 | |
| | Duration*(min) | 23 | 10 | 10 | |
| | Longest rally (sec) | 28 | 28 | 19 | |
| | Longest rally (strokes) | 23 | 23 | 13 | |
| | Average rally (sec) | 11 | 11 | 11 | |
| | Average rally (strokes) | 6 | 6 | 5 | |
| | Shuttles used | 3 | 1 | 2 | |

Court: 2 **Match Number: WS4**
Umpire: SHON Hee-Joo (KOR)
Service Judge: HOU Longhu (CHN)

| | CICOGNINI Jeannine | | | MOURA Ana | | |
|---|--------------------|--------|--------|-----------|--------|--------|
| | Game 1 | Game 2 | Game 3 | Game 1 | Game 2 | Game 3 |
| Match Points | | 1 | | | | |
| Game Points | 2 | | | | | |
| Points scored without service | 7 | 8 | | 6 | 8 | |
| Points scored with service | 14 | 13 | | 3 | 5 | |
| Biggest scoring run without change of service | 6 | 4 | | 3 | 1 | |
| Biggest lead | 12 | 8 | | 3 | 1 | |
| Biggest comeback to win | 3 | 1 | | | | |
| Service faults | | | | | | |
| Penalties (Yellow, Red and Black Card) | | | | | | |

| 1 | CICOGNINI Jeannine | | | | | | | | | | | | | | | | | | | | |
|---|--------------------|---|---|---|---|---|---|---|---|----|----|----|----|----|----|----|----|----|----|----|----|
| | 1 | 2 | 3 | 4 | 5 | 6 | 7 | 8 | 9 | 10 | 11 | 12 | 13 | 14 | 15 | 16 | 17 | 18 | 19 | 20 | 21 |
| | 1 | 2 | 3 | | | | | | | | | 4 | 5 | | | | | | | 6 | 7 |

| 2 | MOURA Ana | | | | | | | | | | | | | | | | | | | | |
|---|-----------|---|---|---|---|---|---|---|---|----|----|----|----|----|----|----|----|----|----|----|----|
| | 1 | 2 | 3 | 4 | 5 | 6 | 7 | 8 | 9 | 10 | 11 | 12 | 13 | 14 | 15 | 16 | 17 | 18 | 19 | 20 | 21 |
| | 1 | | | | | 2 | 3 | | | | | 4 | 5 | | | 6 | 7 | | | 8 | 9 |

Note:

Match points will only be recorded as such, and not also as game points

Legend:

* Includes breaks during and between games



BJUT GYMNASIUM
北京工业大学体育馆
GYMNASSE DE L'UTB

SAT 星期六 SAM
9 AUG 2008
14:00

BADMINTON
羽毛球 / BADMINTON

WOMEN'S SINGLES
女子单打 / SIMPLE FEMMES

ROUND OF 64
前64名 / 64E DE FINALE



RESULTS

比赛成绩单 (分场次详表) / RÉSULTATS

RICE Anna (CAN) bt LEE Eva (USA)
21-15 19-21 21-19

| | | Match | Game 1 | Game 2 | Game 3 |
|-------------------------|------------|----------|-----------|-----------|-----------|
| RICE Anna | CAN | 2 | 21 | 19 | 21 |
| LEE Eva | USA | 1 | 15 | 21 | 19 |
| Duration*(min) | | 65 | 16 | 21 | 22 |
| Longest rally (sec) | | 61 | 55 | 40 | 61 |
| Longest rally (strokes) | | 40 | 40 | 30 | 38 |
| Average rally (sec) | | 16 | 15 | 16 | 18 |
| Average rally (strokes) | | 9 | 8 | 10 | 10 |
| Shuttles used | | 11 | 3 | 4 | 4 |

Court: 1 **Match Number: WS5**
Umpire: HNILICA Mojmir (CZE)
Service Judge: NGUYEN PHAM Duy Anh (VIE)

| | RICE Anna | | | LEE Eva | | |
|---|-----------|--------|--------|---------|--------|--------|
| | Game 1 | Game 2 | Game 3 | Game 1 | Game 2 | Game 3 |
| Match Points | | | 1 | | | |
| Game Points | 1 | | | | 4 | |
| Points scored without service | 10 | 8 | 13 | 9 | 9 | 12 |
| Points scored with service | 11 | 11 | 8 | 6 | 12 | 7 |
| Biggest scoring run without change of service | 3 | 3 | 3 | 2 | 5 | 3 |
| Biggest lead | 6 | 4 | 2 | 1 | 4 | 3 |
| Biggest comeback to win | 1 | | 3 | | 4 | |
| Service faults | | | | | | |
| Penalties (Yellow, Red and Black Card) | | | | | | |

| | | | | | | | | | | | | | | | | | | | | | | | |
|---|------------------|---|---|---|---|---|---|---|---|---|---|----|----|----|----|----|----|----|----|----|----|----|----|
| 1 | RICE Anna | | 1 | 2 | 3 | 4 | 5 | 6 | 7 | 8 | 9 | 10 | 11 | 12 | 13 | 14 | 15 | 16 | 17 | 18 | 19 | 20 | 21 |
| | LEE Eva | 1 | | | | 2 | 3 | | | 4 | 5 | 6 | | 7 | 8 | 9 | 10 | 11 | 12 | 13 | 14 | 15 | |

| | | | | | | | | | | | | | | | | | | | | | | | | | | | | | | | |
|---|------------------|---|---|---|---|---|---|---|---|---|--|---|---|----|---|----|----|----|----|----|----|----|----|--|----|----|----|----|----|----|--|
| 2 | RICE Anna | 1 | | 2 | 3 | 4 | 5 | | 6 | 7 | | 8 | 9 | 10 | | 11 | 12 | 13 | | 14 | 15 | | 16 | | 17 | 18 | 19 | | | | |
| | LEE Eva | | 1 | 2 | | | | 3 | 4 | | | 5 | 6 | | 7 | 8 | 9 | 10 | 11 | 12 | | 13 | 14 | | 15 | 16 | 17 | 18 | 19 | 20 | |

| | | | | | | | | | | | | | | | | | | | | | | | | | | | | |
|---|------------------|---|---|---|---|---|---|---|---|---|---|---|---|---|----|----|----|----|----|--|----|----|----|----|----|----|----|----|
| 3 | RICE Anna | 1 | 2 | | | 3 | 4 | 5 | 6 | | | 7 | 8 | 9 | 10 | 11 | 12 | | 13 | | 14 | 15 | 16 | 17 | 18 | 19 | 20 | 21 |
| | LEE Eva | | 1 | 2 | 3 | 4 | 5 | | | 6 | 7 | 8 | | 9 | 10 | 11 | 12 | 13 | 14 | | 15 | 16 | 17 | | | 18 | 19 | |

Note:
Match points will only be recorded as such, and not also as game points

Legend:
* Includes breaks during and between games



RESULTS

比赛成绩单 (分场次详表) / RÉSULTATS

HOSNY Hadia (EGY) bt ANGULO Deyanira (MEX)
21-18 7-21 21-14

| | | Match | Game 1 | Game 2 | Game 3 |
|-------------------------|------------|----------|-----------|----------|-----------|
| HOSNY Hadia | EGY | 2 | 21 | 7 | 21 |
| ANGULO Deyanira | MEX | 1 | 18 | 21 | 14 |
| Duration*(min) | | 33 | 10 | 8 | 10 |
| Longest rally (sec) | | 21 | 16 | 18 | 21 |
| Longest rally (strokes) | | 15 | 10 | 14 | 15 |
| Average rally (sec) | | 9 | 8 | 9 | 9 |
| Average rally (strokes) | | 4 | 4 | 5 | 5 |
| Shuttles used | | 2 | 2 | 0 | 0 |

Court: 1 **Match Number: WS6**
Umpire: SCHORMANS Marcel (NED)
Service Judge: CRAIG David (GBR)

| | HOSNY Hadia | | | ANGULO Deyanira | | |
|---|-------------|--------|--------|-----------------|--------|--------|
| | Game 1 | Game 2 | Game 3 | Game 1 | Game 2 | Game 3 |
| Match Points | | | 1 | | | |
| Game Points | 4 | | | | 1 | |
| Points scored without service | 12 | 4 | 9 | 12 | 5 | 8 |
| Points scored with service | 9 | 3 | 12 | 6 | 16 | 6 |
| Biggest scoring run without change of service | 3 | 1 | 3 | 2 | 3 | 2 |
| Biggest lead | 5 | 3 | 7 | 1 | 14 | |
| Biggest comeback to win | 1 | | | | 3 | |
| Service faults | | | | | | |
| Penalties (Yellow, Red and Black Card) | | | | | | |

| | | | | | | | | | | | | | | | | | | | | | | | | |
|---|--------------------|---|---|---|---|---|---|---|---|---|----|----|----|----|----|----|----|----|----|----|----|----|----|----|
| 1 | HOSNY Hadia | 1 | 2 | 3 | 4 | 5 | 6 | 7 | 8 | 9 | 10 | 11 | 12 | 13 | 14 | 15 | 16 | 17 | 18 | 19 | 20 | 21 | | |
| | ANGULO Deyanira | | | 1 | 2 | 3 | 4 | 5 | 6 | 7 | 8 | 9 | 10 | 11 | 12 | 13 | 14 | 15 | 16 | 17 | 18 | 19 | 20 | 21 |

| | | | | | | | | | | | | | | | | | | | | | | | |
|---|--------------------|---|---|---|---|---|---|---|---|---|----|----|----|----|----|----|----|----|----|----|----|----|----|
| 2 | HOSNY Hadia | 1 | 2 | 3 | 4 | 5 | 6 | 7 | 8 | 9 | 10 | 11 | 12 | 13 | 14 | 15 | 16 | 17 | 18 | 19 | 20 | 21 | |
| | ANGULO Deyanira | | 1 | 2 | 3 | 4 | 5 | 6 | 7 | 8 | 9 | 10 | 11 | 12 | 13 | 14 | 15 | 16 | 17 | 18 | 19 | 20 | 21 |

| | | | | | | | | | | | | | | | | | | | | | | | |
|---|--------------------|---|---|---|---|---|---|---|---|---|----|----|----|----|----|----|----|----|----|----|----|----|----|
| 3 | HOSNY Hadia | 1 | 2 | 3 | 4 | 5 | 6 | 7 | 8 | 9 | 10 | 11 | 12 | 13 | 14 | 15 | 16 | 17 | 18 | 19 | 20 | 21 | |
| | ANGULO Deyanira | | 1 | 2 | 3 | 4 | 5 | 6 | 7 | 8 | 9 | 10 | 11 | 12 | 13 | 14 | 15 | 16 | 17 | 18 | 19 | 20 | 21 |

Note:
Match points will only be recorded as such, and not also as game points

Legend:
* Includes breaks during and between games



RESULTS

比赛成绩单 (分场次详表) / RÉSULTATS

NEDELICHEVA Petya (BUL) bt PERSSON Sara (SWE)
21-10 21-10

| | | Match | Game 1 | Game 2 | Game 3 |
|--------------------------|------------|----------|-----------|-----------|--------|
| NEDELICHEVA Petya | BUL | 2 | 21 | 21 | |
| PERSSON Sara | SWE | 0 | 10 | 10 | |
| Duration*(min) | | 30 | 13 | 15 | |
| Longest rally (sec) | | 36 | 33 | 36 | |
| Longest rally (strokes) | | 31 | 25 | 31 | |
| Average rally (sec) | | 12 | 12 | 13 | |
| Average rally (strokes) | | 8 | 7 | 8 | |
| Shuttles used | | 7 | 3 | 4 | |

Court: 1 **Match Number: WS7**
Umpire: YAU Lin Na (MAS)
Service Judge: WALKER Michael (CAN)

| | NEDELICHEVA Petya | | | PERSSON Sara | | |
|---|-------------------|--------|--------|--------------|--------|--------|
| | Game 1 | Game 2 | Game 3 | Game 1 | Game 2 | Game 3 |
| Match Points | | 1 | | | | |
| Game Points | 2 | | | | | |
| Points scored without service | 7 | 6 | | 7 | 6 | |
| Points scored with service | 14 | 15 | | 3 | 4 | |
| Biggest scoring run without change of service | 5 | 7 | | 3 | 2 | |
| Biggest lead | 11 | 12 | | 1 | 1 | |
| Biggest comeback to win | 1 | 1 | | | | |
| Service faults | | | | | | |
| Penalties (Yellow, Red and Black Card) | | | | | | |

| | | | | | | | | | | | | | | | | | | | | | | | | | | | | |
|---|--------------------------|--|---|---|---|---|---|---|---|---|---|---|---|---|----|----|----|----|---|----|----|----|---|----|----|----|----|----|
| 1 | NEDELICHEVA Petya | | 1 | 2 | | 3 | 4 | 5 | | 6 | 7 | | 8 | 9 | 10 | 11 | 12 | 13 | | 14 | 15 | 16 | | 17 | 18 | 19 | 20 | 21 |
| | PERSSON Sara | | 1 | | 2 | | | | 3 | | | 4 | 5 | 6 | 7 | | | | 8 | | | | 9 | | | | | 10 |

| | | | | | | | | | | | | | | | | | | | | | | | | | | | | | | | |
|---|--------------------------|--|---|---|---|---|---|---|---|---|---|---|---|---|---|---|----|---|----|--|----|----|----|----|----|----|----|----|---|----|----|
| 2 | NEDELICHEVA Petya | | 1 | | 2 | 3 | | | | 4 | 5 | 6 | 7 | 8 | 9 | | 10 | | 11 | | 12 | 13 | 14 | 15 | 16 | 17 | 18 | 19 | | 20 | 21 |
| | PERSSON Sara | | | 1 | | | 2 | 3 | 4 | | | | | | | 5 | 6 | 7 | | | | | | | | | | 8 | 9 | 10 | |

Note:
Match points will only be recorded as such, and not also as game points

Legend:
* Includes breaks during and between games



RESULTS

比赛成绩单 (分场次详表) / RÉSULTATS

MARTINEZ Yoana (ESP) bt CARROLL Erin (AUS)
21-9 21-16

| | | Match | Game 1 | Game 2 | Game 3 |
|-------------------------|------------|----------|-----------|-----------|--------|
| MARTINEZ Yoana | ESP | 2 | 21 | 21 | |
| CARROLL Erin | AUS | 0 | 9 | 16 | |
| Duration*(min) | | 22 | 9 | 10 | |
| Longest rally (sec) | | 31 | 31 | 23 | |
| Longest rally (strokes) | | 24 | 24 | 19 | |
| Average rally (sec) | | 10 | 11 | 10 | |
| Average rally (strokes) | | 5 | 5 | 5 | |
| Shuttles used | | 3 | 1 | 2 | |

Court: 2 **Match Number:** WS8
Umpire: NATU Girish (IND)
Service Judge: KONG Elaine (USA)

| | MARTINEZ Yoana | | | CARROLL Erin | | |
|---|----------------|--------|--------|--------------|--------|--------|
| | Game 1 | Game 2 | Game 3 | Game 1 | Game 2 | Game 3 |
| Match Points | | 2 | | | | |
| Game Points | 1 | | | | | |
| Points scored without service | 7 | 10 | | 7 | 10 | |
| Points scored with service | 14 | 11 | | 2 | 6 | |
| Biggest scoring run without change of service | 7 | 4 | | 1 | 3 | |
| Biggest lead | 12 | 9 | | 1 | | |
| Biggest comeback to win | 1 | | | | | |
| Service faults | | | | | | |
| Penalties (Yellow, Red and Black Card) | | | | | | |

| | | | | | | | | | | | | | | | | | | | | | | |
|---|-----------------------|---|---|---|---|---|---|---|---|---|----|----|----|----|----|----|----|----|----|----|----|----|
| 1 | MARTINEZ Yoana | 1 | 2 | 3 | 4 | 5 | 6 | 7 | 8 | 9 | 10 | 11 | 12 | 13 | 14 | 15 | 16 | 17 | 18 | 19 | 20 | 21 |
| | CARROLL Erin | 1 | 2 | | | | 3 | 4 | | | | | | 5 | 6 | | | 7 | 8 | 9 | | |

| | | | | | | | | | | | | | | | | | | | | | | | | | |
|---|-----------------------|---|---|---|---|---|---|---|---|---|----|----|----|----|----|----|----|----|----|----|----|----|----|----|----|
| 2 | MARTINEZ Yoana | 1 | 2 | 3 | 4 | 5 | 6 | 7 | 8 | 9 | 10 | 11 | 12 | 13 | 14 | 15 | 16 | 17 | 18 | 19 | 20 | 21 | | | |
| | CARROLL Erin | 1 | | | | 2 | 3 | 4 | | 5 | | | 6 | | | 7 | 8 | 9 | 10 | 11 | 12 | 13 | 14 | 15 | 16 |

Note:
Match points will only be recorded as such, and not also as game points

Legend:
* Includes breaks during and between games



RESULTS

比赛成绩单 (分场次详表) / RÉSULTATS

YULIANTI Maria Kristin (INA) bt SCHENK Juliane (GER)
18-21 21-13 22-20

| | | Match | Game 1 | Game 2 | Game 3 |
|-------------------------------|------------|----------|-----------|-----------|-----------|
| YULIANTI Maria Kristin | INA | 2 | 18 | 21 | 22 |
| SCHENK Juliane | GER | 1 | 21 | 13 | 20 |
| Duration*(min) | | 69 | 19 | 19 | 26 |
| Longest rally (sec) | | 46 | 26 | 37 | 46 |
| Longest rally (strokes) | | 32 | 18 | 24 | 32 |
| Average rally (sec) | | 16 | 13 | 15 | 19 |
| Average rally (strokes) | | 9 | 7 | 9 | 10 |
| Shuttles used | | 16 | 5 | 5 | 6 |

Court: 1 **Match Number: WS9**
Umpire: WALKER Michael (CAN)
Service Judge: NIXEY Lynne (NZL)

| | YULIANTI Maria Kristin | | | SCHENK Juliane | | |
|---|------------------------|--------|--------|----------------|--------|--------|
| | Game 1 | Game 2 | Game 3 | Game 1 | Game 2 | Game 3 |
| Match Points | | | 1 | | | 1 |
| Game Points | | 2 | | 1 | | |
| Points scored without service | 9 | 9 | 12 | 9 | 8 | 12 |
| Points scored with service | 9 | 12 | 10 | 12 | 5 | 8 |
| Biggest scoring run without change of service | 3 | 5 | 3 | 3 | 4 | 3 |
| Biggest lead | 1 | 8 | 3 | 4 | 4 | 3 |
| Biggest comeback to win | | 4 | 3 | 1 | | |
| Service faults | | | | 1 | | |
| Penalties (Yellow, Red and Black Card) | | | | | | |

| | | | | | | | | | | | | | | | | | | | | | | | | | | | | | | | | | | | |
|---|------------------------|---|---|---|---|---|--|---|---|---|---|--|---|--|---|----|---|---|----|----|----|----|----|--|----|----|----|----|--|----|----|----|----|----|----|
| 1 | YULIANTI Maria Kristin | | 1 | 2 | | 3 | | | | 4 | 5 | | 6 | | | 7 | 8 | 9 | 10 | | 11 | | 12 | | 13 | 14 | 15 | 16 | | 17 | 18 | | | | |
| | SCHENK Juliane | 1 | | | 2 | 3 | | 4 | 5 | 6 | 7 | | 8 | | 9 | 10 | | | 11 | 12 | | 13 | 14 | | 15 | 16 | | | | 17 | | 18 | 19 | 20 | 21 |

| | | | | | | | | | | | | | | | | | | | | | | | | | | | | | |
|---|------------------------|---|---|---|---|---|---|---|---|---|--|---|---|---|----|----|----|----|----|--|----|----|----|----|----|----|--|----|----|
| 2 | YULIANTI Maria Kristin | 1 | | | | 2 | 3 | 4 | 5 | 6 | | 7 | 8 | 9 | 10 | 11 | 12 | 13 | 14 | | 15 | 16 | 17 | 18 | 19 | 20 | | 21 | |
| | SCHENK Juliane | | 1 | 2 | 3 | 4 | 5 | | 6 | | | 7 | 8 | | 9 | 10 | | 11 | | | 12 | | | | | | | | 13 |

| | | | | | | | | | | | | | | | | | | | | | | | | | | | | | | | | | | | |
|---|------------------------|---|---|---|---|---|--|---|---|---|---|---|---|---|---|---|----|----|----|--|----|----|----|----|----|----|--|----|----|----|----|----|----|----|----|
| 3 | YULIANTI Maria Kristin | | | 1 | | 2 | | 3 | | 4 | 5 | 6 | | 7 | 8 | 9 | 10 | | 11 | | 12 | | 13 | 14 | 15 | 16 | | 17 | 18 | | | 19 | 20 | 21 | 22 |
| | SCHENK Juliane | 1 | 2 | | 3 | 4 | | 5 | 6 | | | 7 | 8 | | 9 | | | 10 | 11 | | 12 | 13 | 14 | | | 15 | | 16 | 17 | 18 | 19 | | 20 | | |

Note:
Match points will only be recorded as such, and not also as game points

Legend:
* Includes breaks during and between games



RESULTS

比赛成绩单 (分场次详表) / RÉSULTATS

GRYGA Larysa (UKR) bt ALLEGRINI Agnese (ITA)
21-15 21-11

| | | Match | Game 1 | Game 2 | Game 3 |
|-------------------------|------------|----------|-----------|-----------|--------|
| GRYGA Larysa | UKR | 2 | 21 | 21 | |
| ALLEGRINI Agnese | ITA | 0 | 15 | 11 | |
| Duration*(min) | | 32 | 15 | 14 | |
| Longest rally (sec) | | 34 | 28 | 34 | |
| Longest rally (strokes) | | 25 | 21 | 25 | |
| Average rally (sec) | | 13 | 13 | 12 | |
| Average rally (strokes) | | 8 | 8 | 8 | |
| Shuttles used | | 7 | 4 | 3 | |

Court: 1 **Match Number: WS10**
Umpire: SANO Tomoharu (JPN)
Service Judge: YAU Lin Na (MAS)

| | GRYGA Larysa | | | ALLEGRINI Agnese | | |
|---|--------------|--------|--------|------------------|--------|--------|
| | Game 1 | Game 2 | Game 3 | Game 1 | Game 2 | Game 3 |
| Match Points | | 1 | | | | |
| Game Points | 2 | | | | | |
| Points scored without service | 12 | 7 | | 11 | 7 | |
| Points scored with service | 9 | 14 | | 4 | 4 | |
| Biggest scoring run without change of service | 3 | 7 | | 2 | 2 | |
| Biggest lead | 7 | 10 | | | 3 | |
| Biggest comeback to win | | 3 | | | | |
| Service faults | | | | | | |
| Penalties (Yellow, Red and Black Card) | | | | | | |

| | | | | | | | | | | | | | | | | | | | | | | | |
|---|---------------------|---|---|---|---|---|---|---|---|---|----|----|----|----|----|----|----|----|----|----|----|----|----|
| 1 | GRYGA Larysa | 1 | 2 | 3 | 4 | 5 | 6 | 7 | 8 | 9 | 10 | 11 | 12 | 13 | 14 | 15 | 16 | 17 | 18 | 19 | 20 | 21 | |
| | ALLEGRINI Agnese | | 1 | | | | 2 | 3 | | | | 4 | 5 | 6 | 7 | 8 | 9 | 10 | | 11 | 12 | 13 | 14 |

| | | | | | | | | | | | | | | | | | | | | | | |
|---|---------------------|---|---|---|---|---|---|---|---|---|----|----|----|----|----|----|----|----|----|----|----|----|
| 2 | GRYGA Larysa | 1 | 2 | 3 | 4 | 5 | 6 | 7 | 8 | 9 | 10 | 11 | 12 | 13 | 14 | 15 | 16 | 17 | 18 | 19 | 20 | 21 |
| | ALLEGRINI Agnese | 1 | | 2 | 3 | | 4 | 5 | 6 | 7 | 8 | | 9 | | | | 10 | | | | 11 | |

Note:
Match points will only be recorded as such, and not also as game points

Legend:
* Includes breaks during and between games



RESULTS

比赛成绩单 (分场次详表) / RÉSULTATS

NEHWAL Saina (IND) bt KARACHKOVA Ella (RUS)
21-9 21-8

| | | Match | Game 1 | Game 2 | Game 3 |
|-------------------------|------------|----------|-----------|-----------|--------|
| NEHWAL Saina | IND | 2 | 21 | 21 | |
| KARACHKOVA Ella | RUS | 0 | 9 | 8 | |
| Duration*(min) | | 28 | 14 | 12 | |
| Longest rally (sec) | | 43 | 43 | 39 | |
| Longest rally (strokes) | | 36 | 36 | 30 | |
| Average rally (sec) | | 13 | 14 | 11 | |
| Average rally (strokes) | | 8 | 9 | 7 | |
| Shuttles used | | 3 | 2 | 1 | |

Court: 1 **Match Number: WS11**
Umpire: COCKER Peter (AUS)
Service Judge: SCHORMANS Marcel (NED)

| | NEHWAL Saina | | | KARACHKOVA Ella | | |
|---|--------------|--------|--------|-----------------|--------|--------|
| | Game 1 | Game 2 | Game 3 | Game 1 | Game 2 | Game 3 |
| Match Points | | 2 | | | | |
| Game Points | 2 | | | | | |
| Points scored without service | 9 | 7 | | 8 | 7 | |
| Points scored with service | 12 | 14 | | 1 | 1 | |
| Biggest scoring run without change of service | 5 | 10 | | 1 | 1 | |
| Biggest lead | 12 | 14 | | | | |
| Biggest comeback to win | | | | | | |
| Service faults | | 1 | | | | |
| Penalties (Yellow, Red and Black Card) | | | | | | |

| | | | | | | | | | | | | | | | | | | | | | | |
|---|---------------------|---|---|---|---|---|---|---|---|---|----|----|----|----|----|----|----|----|----|----|----|----|
| 1 | NEHWAL Saina | 1 | 2 | 3 | 4 | 5 | 6 | 7 | 8 | 9 | 10 | 11 | 12 | 13 | 14 | 15 | 16 | 17 | 18 | 19 | 20 | 21 |
| | KARACHKOVA Ella | | | 1 | | 2 | 3 | | | | | 4 | | | 5 | | | 6 | | 7 | 8 | 9 |

| | | | | | | | | | | | | | | | | | | | | | | |
|---|---------------------|---|---|---|---|---|---|---|---|---|----|----|----|----|----|----|----|----|----|----|----|----|
| 2 | NEHWAL Saina | 1 | 2 | 3 | 4 | 5 | 6 | 7 | 8 | 9 | 10 | 11 | 12 | 13 | 14 | 15 | 16 | 17 | 18 | 19 | 20 | 21 |
| | KARACHKOVA Ella | | 1 | 2 | | 3 | | | | | | | | | 4 | | 5 | | 6 | 7 | 8 | |

Note:
Match points will only be recorded as such, and not also as game points

Legend:
* Includes breaks during and between games



RESULTS

比赛成绩单 (分场次详表) / RÉSULTATS

LE NNN (VIE) bt JAYASINGHE Thilini (SRI)
21-13 21-12

| | | Match | Game 1 | Game 2 | Game 3 |
|-------------------------|------------|----------|-----------|-----------|--------|
| LE NNN | VIE | 2 | 21 | 21 | |
| JAYASINGHE Thilini | SRI | 0 | 13 | 12 | |
| Duration*(min) | | 27 | 12 | 12 | |
| Longest rally (sec) | | 25 | 25 | 23 | |
| Longest rally (strokes) | | 18 | 18 | 18 | |
| Average rally (sec) | | 11 | 11 | 12 | |
| Average rally (strokes) | | 6 | 5 | 7 | |
| Shuttles used | | 2 | 2 | 0 | |

Court: 1 **Match Number: WS12**
Umpire: FYRIE-DAHL Michael (NOR)
Service Judge: SANO Tomoharu (JPN)

| | LE NNN | | | JAYASINGHE Thilini | | |
|---|--------|--------|--------|--------------------|--------|--------|
| | Game 1 | Game 2 | Game 3 | Game 1 | Game 2 | Game 3 |
| Match Points | | 1 | | | | |
| Game Points | 3 | | | | | |
| Points scored without service | 9 | 9 | | 8 | 9 | |
| Points scored with service | 12 | 12 | | 5 | 3 | |
| Biggest scoring run without change of service | 8 | 5 | | 2 | 3 | |
| Biggest lead | 9 | 9 | | 1 | 1 | |
| Biggest comeback to win | 1 | 1 | | | | |
| Service faults | | | | | | |
| Penalties (Yellow, Red and Black Card) | | | | | | |

| | | | | | | | | | | | | | | | | | | | | | | | | |
|---|--------------------|---|---|---|---|---|---|---|---|---|---|----|----|----|----|----|----|----|----|----|----|----|----|----|
| 1 | LE NNN | | 1 | 2 | 3 | 4 | 5 | 6 | 7 | 8 | 9 | 10 | 11 | 12 | 13 | 14 | 15 | 16 | 17 | 18 | 19 | 20 | 21 | |
| | JAYASINGHE Thilini | 1 | 2 | | 3 | | | | | | | | 4 | 5 | 6 | 7 | 8 | 9 | | | 10 | 11 | 12 | 13 |

| | | | | | | | | | | | | | | | | | | | | | | | |
|---|--------------------|---|---|---|---|---|---|---|---|---|---|----|----|----|----|----|----|----|----|----|----|----|----|
| 2 | LE NNN | | 1 | 2 | 3 | 4 | 5 | 6 | 7 | 8 | 9 | 10 | 11 | 12 | 13 | 14 | 15 | 16 | 17 | 18 | 19 | 20 | 21 |
| | JAYASINGHE Thilini | 1 | 2 | | | 3 | 4 | 5 | 6 | 7 | | 8 | 9 | | | | 10 | | 11 | 12 | | | |

Note:
Match points will only be recorded as such, and not also as game points

Legend:
* Includes breaks during and between games

Injury: blood flowing from finger of JAYASINGHE at 9-17 1st game



RESULTS

比赛成绩单 (分场次详表) / RÉSULTATS

HIROSE Eriko (JPN) bt INGOLFSDOTTIR Ragna Bjorg (ISL)
21-6 19-7 retired

| | | Match | Game 1 | Game 2 | Game 3 |
|---------------------------|------------|----------|-----------|-----------|--------|
| HIROSE Eriko | JPN | 2 | 21 | 19 | |
| INGOLFSDOTTIR Ragna Bjorg | ISL | 0 | 6 | 7 | |
| Duration*(min) | | 26 | 10 | 13 | |
| Longest rally (sec) | | 32 | 20 | 32 | |
| Longest rally (strokes) | | 22 | 13 | 22 | |
| Average rally (sec) | | 11 | 11 | 11 | |
| Average rally (strokes) | | 6 | 5 | 6 | |
| Shuttles used | | 4 | 3 | 1 | |

Court: 3 **Match Number:** WS13
Umpire: FOSSTO Hakan (SWE)
Service Judge: COCKER Peter (AUS)

| | HIROSE Eriko | | | INGOLFSDOTTIR Ragna Bjorg | | |
|---|--------------|--------|--------|---------------------------|--------|--------|
| | Game 1 | Game 2 | Game 3 | Game 1 | Game 2 | Game 3 |
| Match Points | | | | | | |
| Game Points | 1 | | | | | |
| Points scored without service | 7 | 6 | | 6 | 6 | |
| Points scored with service | 14 | 13 | | | 1 | |
| Biggest scoring run without change of service | 5 | 5 | | | 1 | |
| Biggest lead | 15 | 12 | | | | |
| Biggest comeback to win | | | | | | |
| Service faults | | | | | | |
| Penalties (Yellow, Red and Black Card) | | | | | | |

| | | | | | | | | | | | | | | | | | | | | | | |
|---|---------------------------|---|---|---|---|---|---|---|---|---|----|----|----|----|----|----|----|----|----|----|----|----|
| 1 | HIROSE Eriko | 1 | 2 | 3 | 4 | 5 | 6 | 7 | 8 | 9 | 10 | 11 | 12 | 13 | 14 | 15 | 16 | 17 | 18 | 19 | 20 | 21 |
| | INGOLFSDOTTIR Ragna Bjorg | | | 1 | | | 2 | | | | 3 | 4 | | | | | 5 | | | 6 | | |

| | | | | | | | | | | | | | | | | | | | | |
|---|---------------------------|---|---|---|---|---|---|---|---|---|----|----|----|----|----|----|----|----|----|----|
| 2 | HIROSE Eriko | 1 | 2 | 3 | 4 | 5 | 6 | 7 | 8 | 9 | 10 | 11 | 12 | 13 | 14 | 15 | 16 | 17 | 18 | 19 |
| | INGOLFSDOTTIR Ragna Bjorg | | | 1 | 2 | | | | | | 3 | 4 | 5 | | | | | 6 | 7 | |

Legend:

* Includes breaks during and between games



RESULTS

比赛成绩单 (分场次详表) / RÉSULTATS

MAGEE Chloe Noelle (IRL) bt TOLMOFF Kati (EST)
18-21 21-18 21-19

| | | Match | Game 1 | Game 2 | Game 3 |
|---------------------------|------------|----------|-----------|-----------|-----------|
| MAGEE Chloe Noelle | IRL | 2 | 18 | 21 | 21 |
| TOLMOFF Kati | EST | 1 | 21 | 18 | 19 |
| Duration*(min) | | 45 | 14 | 12 | 14 |
| Longest rally (sec) | | 43 | 29 | 20 | 43 |
| Longest rally (strokes) | | 23 | 23 | 18 | 19 |
| Average rally (sec) | | 11 | 11 | 9 | 12 |
| Average rally (strokes) | | 6 | 6 | 5 | 6 |
| Shuttles used | | 6 | 3 | 2 | 1 |

Court: 3 **Match Number: WS14**
Umpire: TUNGAPARHARA Vachara (THA)
Service Judge: RUFianto Edy (INA)

| | MAGEE Chloe Noelle | | | TOLMOFF Kati | | |
|---|--------------------|--------|--------|--------------|--------|--------|
| | Game 1 | Game 2 | Game 3 | Game 1 | Game 2 | Game 3 |
| Match Points | | | 1 | | | |
| Game Points | | 2 | | 4 | | |
| Points scored without service | 8 | 12 | 10 | 9 | 11 | 10 |
| Points scored with service | 10 | 9 | 11 | 12 | 7 | 9 |
| Biggest scoring run without change of service | 4 | 3 | 4 | 5 | 3 | 4 |
| Biggest lead | 4 | 3 | 2 | 5 | 5 | 3 |
| Biggest comeback to win | | 5 | 3 | 4 | | |
| Service faults | | | | | | |
| Penalties (Yellow, Red and Black Card) | | | | | | |

| | | | | | | | | | | | | | | | | | | | | | | | | | | | | | | | | | | | | |
|---|--------------------|---|--|---|---|---|---|---|---|---|---|---|---|---|---|--|---|---|----|----|----|----|----|----|----|----|----|----|----|----|----|----|----|----|----|----|
| 1 | MAGEE Chloe Noelle | | | 1 | 2 | 3 | 4 | 5 | | | | | | 6 | 7 | | | 8 | | | 9 | 10 | 11 | | | 12 | | | 13 | 14 | 15 | | | 16 | 17 | 18 |
| | TOLMOFF Kati | 1 | | | | | | | 2 | 3 | 4 | 5 | 6 | 7 | | | 8 | 9 | 10 | 11 | 12 | | | 13 | 14 | 15 | 16 | 17 | | | 18 | 19 | 20 | | | 21 |

| | | | | | | | | | | | | | | | | | | | | | | | | | | | | | | | | | | |
|---|--------------------|---|---|---|---|---|---|---|---|---|---|---|--|---|----|---|---|----|----|----|----|----|----|----|----|----|----|--|----|----|----|----|----|----|
| 2 | MAGEE Chloe Noelle | | 1 | | | | | 2 | 3 | | | 4 | | 5 | 6 | 7 | 8 | | | 9 | 10 | 11 | 12 | 13 | 14 | 15 | 16 | | | 17 | 18 | 19 | 20 | 21 |
| | TOLMOFF Kati | 1 | | 2 | 3 | 4 | 5 | | | 6 | 7 | 8 | | 9 | 10 | | | 11 | 12 | 13 | | | 14 | | | 15 | | | 16 | | | 17 | | 18 |

| | | | | | | | | | | | | | | | | | | | | | | | | | | | | | | | | | | | | |
|---|--------------------|---|---|---|---|---|---|---|---|---|---|---|---|---|---|---|----|--|----|----|----|--|----|----|----|----|----|----|----|----|----|----|----|----|----|----|
| 3 | MAGEE Chloe Noelle | | | 1 | | 2 | | 3 | 4 | | 5 | 6 | | 7 | | | 8 | | 9 | 10 | 11 | | | 12 | 13 | 14 | 15 | 16 | | | | 17 | 18 | 19 | 20 | 21 |
| | TOLMOFF Kati | 1 | 2 | | 3 | | 4 | | | 5 | | | 6 | 7 | 8 | 9 | 10 | | 11 | 12 | | | 13 | 14 | | | | 15 | 16 | 17 | 18 | 19 | | | | |

Note:
Match points will only be recorded as such, and not also as game points

Legend:
* Includes breaks during and between games



RESULTS

比赛成绩单 (分场次详表) / RÉSULTATS

JUN Jaeyoun (KOR) bt AUGUSTYN Kamila (POL)
21-15 21-5

| | | Match | Game 1 | Game 2 | Game 3 |
|-------------------------|------------|----------|-----------|-----------|--------|
| JUN Jaeyoun | KOR | 2 | 21 | 21 | |
| AUGUSTYN Kamila | POL | 0 | 15 | 5 | |
| Duration*(min) | | 27 | 15 | 9 | |
| Longest rally (sec) | | 33 | 33 | 27 | |
| Longest rally (strokes) | | 28 | 28 | 22 | |
| Average rally (sec) | | 11 | 12 | 10 | |
| Average rally (strokes) | | 8 | 9 | 6 | |
| Shuttles used | | 4 | 3 | 1 | |

Court: 2 **Match Number: WS15**
Umpire: NIXEY Lynne (NZL)
Service Judge: DAVIES David (GBR)

| | JUN Jaeyoun | | | AUGUSTYN Kamila | | |
|---|-------------|--------|--------|-----------------|--------|--------|
| | Game 1 | Game 2 | Game 3 | Game 1 | Game 2 | Game 3 |
| Match Points | | 1 | | | | |
| Game Points | 1 | | | | | |
| Points scored without service | 8 | 5 | | 7 | 5 | |
| Points scored with service | 13 | 16 | | 8 | | |
| Biggest scoring run without change of service | 5 | 7 | | 4 | | |
| Biggest lead | 8 | 16 | | | | |
| Biggest comeback to win | | | | | | |
| Service faults | | | | | | |
| Penalties (Yellow, Red and Black Card) | | | | | | |

| | | | | | | | | | | | | | | | | | | | | | | | | | | | |
|---|--------------------|---|---|---|---|---|---|---|---|---|---|----|----|----|---|----|----|----|----|----|----|----|----|----|----|----|--|
| 1 | JUN Jaeyoun | 1 | 2 | 3 | 4 | 5 | 6 | | 7 | 8 | 9 | 10 | 11 | 12 | | 13 | 14 | 15 | 16 | 17 | 18 | | 19 | 20 | 21 | | |
| | AUGUSTYN Kamila | | | | | | 1 | 2 | | | | 3 | 4 | 5 | 6 | 7 | 8 | | 9 | | 10 | 11 | 12 | 13 | 14 | 15 | |

| | | | | | | | | | | | | | | | | | | | | | | | | |
|---|--------------------|---|---|---|---|---|---|---|---|---|---|----|----|----|----|----|----|----|----|----|----|----|----|--|
| 2 | JUN Jaeyoun | 1 | 2 | 3 | 4 | 5 | 6 | | 7 | 8 | 9 | 10 | 11 | 12 | 13 | 14 | 15 | 16 | 17 | 18 | 19 | 20 | 21 | |
| | AUGUSTYN Kamila | | | 1 | | | | 2 | | | | 3 | 4 | | | | | | | 5 | | | | |

Note:
Match points will only be recorded as such, and not also as game points

Legend:
* Includes breaks during and between games



RESULTS

比赛成绩单 (分场次详表) / RÉSULTATS

XIE Xingfang (CHN) bt CHENG Shao-Chieh (TPE)
21-1 21-9

| | | Match | Game 1 | Game 2 | Game 3 |
|-------------------------|------------|----------|-----------|-----------|--------|
| XIE Xingfang (1) | CHN | 2 | 21 | 21 | |
| CHENG Shao-Chieh | TPE | 0 | 1 | 9 | |
| Duration*(min) | | 32 | 12 | 17 | |
| Longest rally (sec) | | 37 | 37 | 27 | |
| Longest rally (strokes) | | 36 | 36 | 26 | |
| Average rally (sec) | | 14 | 14 | 15 | |
| Average rally (strokes) | | 10 | 10 | 10 | |
| Shuttles used | | 5 | 1 | 4 | |

Court: 2 **Match Number:** WS16
Umpire: COCKER Peter (AUS)
Service Judge: DAVIES David (GBR)

| | XIE Xingfang | | | CHENG Shao-Chieh | | |
|---|--------------|--------|--------|------------------|--------|--------|
| | Game 1 | Game 2 | Game 3 | Game 1 | Game 2 | Game 3 |
| Match Points | | 1 | | | | |
| Game Points | 1 | | | | | |
| Points scored without service | 1 | 7 | | 1 | 7 | |
| Points scored with service | 20 | 14 | | 2 | 2 | |
| Biggest scoring run without change of service | | 6 | | | 1 | |
| Biggest lead | 20 | 12 | | 1 | 1 | |
| Biggest comeback to win | 1 | 1 | | | | |
| Service faults | | | | | | |
| Penalties (Yellow, Red and Black Card) | | | | | | |

| | | | | | | | | | | | | | | | | | | | | | | |
|---|---------------------|---|--|--|--|--|--|--|--|--|--|--|--|--|--|--|--|--|--|--|--|--|
| 1 | XIE Xingfang | | | | | | | | | | | | | | | | | | | | | |
| | CHENG Shao-Chieh | 1 | | | | | | | | | | | | | | | | | | | | |

| | | | | | | | | | | | | | | | | | | | | | | |
|---|---------------------|---|--|--|---|--|--|--|--|--|---|---|--|---|--|--|--|---|---|--|---|---|
| 2 | XIE Xingfang | | | | | | | | | | | | | | | | | | | | | |
| | CHENG Shao-Chieh | 1 | | | 2 | | | | | | 3 | 4 | | 5 | | | | 6 | 7 | | 8 | 9 |

Note:
Match points will only be recorded as such, and not also as game points

Legend:
* Includes breaks during and between games



RESULTS

比赛成绩单 (分场次详表) / RÉSULTATS

KONON Olga (BLR) bt TVRDY Maja (SLO)
21-17 21-14

| | | Match | Game 1 | Game 2 | Game 3 |
|-------------------------|------------|----------|-----------|-----------|--------|
| KONON Olga | BLR | 2 | 21 | 21 | |
| TVRDY Maja | SLO | 0 | 17 | 14 | |
| Duration*(min) | | 33 | 16 | 14 | |
| Longest rally (sec) | | 33 | 33 | 28 | |
| Longest rally (strokes) | | 25 | 25 | 21 | |
| Average rally (sec) | | 12 | 13 | 10 | |
| Average rally (strokes) | | 7 | 7 | 6 | |
| Shuttles used | | 9 | 5 | 4 | |

Court: 1 **Match Number: WS17**
Umpire: HOU Longhu (CHN)
Service Judge: CHEN Chih Shen (TPE)

| | KONON Olga | | | TVRDY Maja | | |
|---|------------|--------|--------|------------|--------|--------|
| | Game 1 | Game 2 | Game 3 | Game 1 | Game 2 | Game 3 |
| Match Points | | 1 | | | | |
| Game Points | 1 | | | | | |
| Points scored without service | 11 | 7 | | 10 | 7 | |
| Points scored with service | 10 | 14 | | 7 | 7 | |
| Biggest scoring run without change of service | 4 | 4 | | 4 | 3 | |
| Biggest lead | 4 | 7 | | 5 | | |
| Biggest comeback to win | 5 | | | | | |
| Service faults | | | | | | |
| Penalties (Yellow, Red and Black Card) | | | | | | |

| | | | | | | | | | | | | | | | | | | | | | | | | | | | | | | | | | | | | | | | | | | | | | | |
|---|-------------------|--|---|--|---|---|---|---|---|---|---|---|---|---|---|---|---|---|---|---|----|---|----|----|----|----|----|----|----|----|----|----|----|----|----|----|----|----|----|----|----|----|----|----|--|----|
| 1 | KONON Olga | | | | | 1 | | 2 | | 3 | | 4 | | 5 | | 6 | | 7 | | 8 | | 9 | | 10 | | 11 | | 12 | | 13 | | 14 | | 15 | | 16 | | 17 | | 18 | | 19 | | 20 | | 21 |
| | TVRDY Maja | | 1 | | 2 | | 3 | | 4 | | 5 | | 6 | | 7 | | 8 | | 9 | | 10 | | 11 | | 12 | | 13 | | 14 | | 15 | | 16 | | 17 | | 18 | | 19 | | 20 | | 21 | | | |

| | | | | | | | | | | | | | | | | | | | | | | | | | | | | | | | | | | | | | | | | | | | | | |
|---|-------------------|--|---|--|---|--|---|--|---|--|---|--|---|--|---|--|---|--|---|--|----|--|----|--|----|--|----|--|----|--|----|--|----|--|----|--|----|--|----|--|----|--|----|--|----|
| 2 | KONON Olga | | 1 | | 2 | | 3 | | 4 | | 5 | | 6 | | 7 | | 8 | | 9 | | 10 | | 11 | | 12 | | 13 | | 14 | | 15 | | 16 | | 17 | | 18 | | 19 | | 20 | | 21 | | |
| | TVRDY Maja | | | | 1 | | 2 | | 3 | | 4 | | 5 | | 6 | | 7 | | 8 | | 9 | | 10 | | 11 | | 12 | | 13 | | 14 | | 15 | | 16 | | 17 | | 18 | | 19 | | 20 | | 21 |

Note:
Match points will only be recorded as such, and not also as game points

Legend:
* Includes breaks during and between games



RESULTS

比赛成绩单 (分场次详表) / RÉSULTATS

XU Huaiwen (GER) bt NIEMINEN Anu (FIN)
21-17 21-8

| | | Match | Game 1 | Game 2 | Game 3 |
|-------------------------|------------|----------|-----------|-----------|--------|
| XU Huaiwen (7) | GER | 2 | 21 | 21 | |
| NIEMINEN Anu | FIN | 0 | 17 | 8 | |
| Duration*(min) | | 31 | 16 | 12 | |
| Longest rally (sec) | | 31 | 31 | 30 | |
| Longest rally (strokes) | | 25 | 25 | 21 | |
| Average rally (sec) | | 11 | 12 | 11 | |
| Average rally (strokes) | | 7 | 7 | 6 | |
| Shuttles used | | 6 | 5 | 1 | |

Court: 3 **Match Number: WS18**
Umpire: SHON Hee-Joo (KOR)
Service Judge: CAVERT Gilles (FRA)

| | XU Huaiwen | | | NIEMINEN Anu | | |
|---|------------|--------|--------|--------------|--------|--------|
| | Game 1 | Game 2 | Game 3 | Game 1 | Game 2 | Game 3 |
| Match Points | | 2 | | | | |
| Game Points | 2 | | | | | |
| Points scored without service | 11 | 7 | | 11 | 7 | |
| Points scored with service | 10 | 14 | | 6 | 1 | |
| Biggest scoring run without change of service | 4 | 11 | | 2 | 1 | |
| Biggest lead | 4 | 13 | | 3 | 1 | |
| Biggest comeback to win | 3 | 1 | | | | |
| Service faults | | | | | | |
| Penalties (Yellow, Red and Black Card) | | | | | | |

| | | | | | | | | | | | | | | | | | | | | | | | | | | | | | | | | | | | | | | | | | | | | | | | | | | | |
|---|-------------------|---|---|---|---|---|---|---|--|--|---|--|--|---|--|--|---|--|--|---|---|---|---|--|--|---|--|---|----|--|----|----|----|----|----|----|--|----|----|--|----|----|----|--|----|----|----|----|----|----|----|
| 1 | XU Huaiwen | | 1 | | | | 2 | 3 | | | 4 | | | 5 | | | 6 | | | 7 | | | 8 | | | 9 | | | 10 | | | 11 | 12 | | | 13 | | | 14 | | | 15 | | | 16 | 17 | 18 | 19 | 20 | 21 | |
| | NIEMINEN Anu | 1 | | 2 | 3 | 4 | | | | | | | | 5 | | | | | | 6 | 7 | 8 | | | | | | 9 | | | 10 | | | 11 | 12 | | | 13 | | | 14 | 15 | 16 | | | | | | | | 17 |

| | | | | | | | | | | | | | | | | | | | | | | | | | | | | | | | |
|---|-------------------|---|---|---|---|---|--|--|---|---|---|---|---|---|----|----|----|----|----|----|--|--|----|----|----|--|---|----|----|----|---|
| 2 | XU Huaiwen | | 1 | | 2 | 3 | | | 4 | 5 | 6 | 7 | 8 | 9 | 10 | 11 | 12 | 13 | 14 | 15 | | | 16 | 17 | 18 | | | 19 | 20 | 21 | |
| | NIEMINEN Anu | 1 | | 2 | 3 | 4 | | | | | | | | | | | | | | | | | 5 | | | | 6 | 7 | | | 8 |

Note:
Match points will only be recorded as such, and not also as game points

Legend:
* Includes breaks during and between games



RESULTS

比赛成绩单 (分场次详表) / RÉSULTATS

HALLAM Tracey (GBR) bt LUDIKOVA Kristina (CZE)
21-18 21-13

| | | Match | Game 1 | Game 2 | Game 3 |
|-------------------------|------------|----------|-----------|-----------|--------|
| HALLAM Tracey | GBR | 2 | 21 | 21 | |
| LUDIKOVA Kristina | CZE | 0 | 18 | 13 | |
| Duration*(min) | | 36 | 17 | 17 | |
| Longest rally (sec) | | 36 | 27 | 36 | |
| Longest rally (strokes) | | 26 | 19 | 26 | |
| Average rally (sec) | | 13 | 12 | 14 | |
| Average rally (strokes) | | 7 | 6 | 7 | |
| Shuttles used | | 6 | 3 | 3 | |

Court: 3 **Match Number:** WS19
Umpire: SANO Tomoharu (JPN)
Service Judge: SCHORMANS Marcel (NED)

| | HALLAM Tracey | | | LUDIKOVA Kristina | | |
|---|---------------|--------|--------|-------------------|--------|--------|
| | Game 1 | Game 2 | Game 3 | Game 1 | Game 2 | Game 3 |
| Match Points | | 1 | | | | |
| Game Points | 1 | | | | | |
| Points scored without service | 10 | 8 | | 10 | 8 | |
| Points scored with service | 11 | 13 | | 8 | 5 | |
| Biggest scoring run without change of service | 3 | 4 | | 2 | 2 | |
| Biggest lead | 5 | 8 | | 2 | 2 | |
| Biggest comeback to win | 2 | 2 | | | | |
| Service faults | | | | | | |
| Penalties (Yellow, Red and Black Card) | | | | | | |

| | | | | | | | | | | | | | | | | | | | | | | | | | | | | | | | | | | | | | | | | | | |
|---|----------------------|---|---|---|---|---|---|---|---|---|---|---|---|---|---|---|---|----|----|----|---|----|----|----|----|----|----|----|----|----|----|----|----|----|----|----|--|----|----|----|----|----|
| 1 | HALLAM Tracey | 1 | | | 2 | 3 | 4 | | | 5 | 6 | 7 | 8 | | | 9 | | | 10 | | | 11 | | | 12 | | | 13 | 14 | | | 15 | | | 16 | | | 17 | 18 | 19 | 20 | 21 |
| | LUDIKOVA Kristina | | 1 | 2 | | | | | 3 | | | | | | 4 | 5 | | | 6 | 7 | 8 | | 9 | 10 | | 11 | 12 | 13 | 14 | | 15 | | 16 | 17 | | 18 | | | | | | |
| 2 | HALLAM Tracey | 1 | | 2 | | | | 3 | 4 | 5 | 6 | 7 | | 8 | 9 | | | 10 | 11 | 12 | | | 13 | 14 | | 15 | | 16 | 17 | 18 | 19 | | | 20 | 21 | | | | | | | |
| | LUDIKOVA Kristina | | 1 | | 2 | 3 | 4 | | | | | | | 5 | | | 6 | 7 | | | 8 | 9 | | | 10 | 11 | | | | | | 12 | 13 | | | | | | | | | |

Note:
Match points will only be recorded as such, and not also as game points

Legend:
* Includes breaks during and between games



RESULTS

比赛成绩单 (分场次详表) / RÉSULTATS

LU Lan (CHN) bt FOO KUNE Karen (MRI)
21-3 7-1 retired

| | | Match | Game 1 | Game 2 | Game 3 |
|-------------------------|------------|----------|-----------|----------|--------|
| LU Lan (3) | CHN | 2 | 21 | 7 | |
| FOO KUNE Karen | MRI | 0 | 3 | 1 | |
| Duration*(min) | | 13 | 8 | 2 | |
| Longest rally (sec) | | 22 | 22 | 15 | |
| Longest rally (strokes) | | 13 | 13 | 9 | |
| Average rally (sec) | | 11 | 12 | 9 | |
| Average rally (strokes) | | 4 | 5 | 3 | |
| Shuttles used | | 2 | 2 | 0 | |

Court: 2 **Match Number: WS20**
Umpire: DAVIES David (GBR)
Service Judge: COCKER Peter (AUS)

| | LU Lan | | | FOO KUNE Karen | | |
|---|--------|--------|--------|----------------|--------|--------|
| | Game 1 | Game 2 | Game 3 | Game 1 | Game 2 | Game 3 |
| Match Points | | | | | | |
| Game Points | 1 | | | | | |
| Points scored without service | 3 | 1 | | 3 | 1 | |
| Points scored with service | 18 | 6 | | | | |
| Biggest scoring run without change of service | 7 | 6 | | | | |
| Biggest lead | 18 | 6 | | 1 | | |
| Biggest comeback to win | 1 | | | | | |
| Service faults | | | | | | |
| Penalties (Yellow, Red and Black Card) | | | | | | |

| 1 | LU Lan | 1 | 2 | 3 | 4 | 5 | 6 | 7 | 8 | 9 | 10 | 11 | 12 | 13 | 14 | 15 | 16 | 17 | 18 | 19 | 20 | 21 | |
|---|----------------|---|---|---|---|---|---|---|---|---|----|----|----|----|----|----|----|----|----|----|----|----|--|
| | FOO KUNE Karen | 1 | | | 2 | | | | | | | | 3 | | | | | | | | | | |

| 2 | LU Lan | 1 | 2 | 3 | 4 | 5 | 6 | 7 |
|---|----------------|---|---|---|---|---|---|---|
| | FOO KUNE Karen | | | | | | 1 | |

Legend:

* Includes breaks during and between games

FOO KUNE Karen injured her back at the end of the first game. Then her ankle in the second game causing retirement.



RESULTS

比赛成绩单 (分场次详表) / RÉSULTATS

RICE Anna (CAN) bt CICOGNINI Jeannine (SUI)
21-10 21-13

| | | Match | Game 1 | Game 2 | Game 3 |
|-------------------------|------------|----------|-----------|-----------|--------|
| RICE Anna | CAN | 2 | 21 | 21 | |
| CICOGNINI Jeannine | SUI | 0 | 10 | 13 | |
| Duration*(min) | | 31 | 12 | 16 | |
| Longest rally (sec) | | 29 | 23 | 29 | |
| Longest rally (strokes) | | 22 | 18 | 22 | |
| Average rally (sec) | | 11 | 10 | 13 | |
| Average rally (strokes) | | 7 | 6 | 8 | |
| Shuttles used | | 5 | 2 | 3 | |

Court: 2 **Match Number:** WS21
Umpire: NIXEY Lynne (NZL)
Service Judge: MORTENSEN Niels Holm (DEN)

| | RICE Anna | | | CICOGNINI Jeannine | | |
|---|-----------|--------|--------|--------------------|--------|--------|
| | Game 1 | Game 2 | Game 3 | Game 1 | Game 2 | Game 3 |
| Match Points | | 1 | | | | |
| Game Points | 2 | | | | | |
| Points scored without service | 7 | 7 | | 7 | 7 | |
| Points scored with service | 14 | 14 | | 3 | 6 | |
| Biggest scoring run without change of service | 5 | 4 | | 1 | 3 | |
| Biggest lead | 12 | 8 | | 1 | | |
| Biggest comeback to win | 1 | | | | | |
| Service faults | | | | | | |
| Penalties (Yellow, Red and Black Card) | | | | | | |

| | | | | | | | | | | | | | | | | | | | | | | | | | | |
|---|--------------------|--|---|---|---|---|---|---|---|---|---|---|---|---|----|----|----|----|----|----|----|----|----|----|----|----|
| 1 | RICE Anna | | 1 | 2 | 3 | 4 | | | 5 | | 6 | 7 | 8 | 9 | 10 | 11 | 12 | 13 | 14 | 15 | 16 | 17 | 18 | 19 | 20 | 21 |
| | CICOGNINI Jeannine | | 1 | | | | 2 | 3 | 4 | 5 | | | | 6 | | | | 7 | | | | | | 8 | 9 | 10 |

| | | | | | | | | | | | | | | | | | | | | | | | | | | | | | |
|---|--------------------|---|---|---|---|---|---|---|---|---|--|---|---|---|----|----|--|----|----|----|----|----|----|----|----|----|----|----|----|
| 2 | RICE Anna | 1 | 2 | 3 | 4 | | | | 5 | 6 | | 7 | 8 | 9 | 10 | 11 | | 12 | | 13 | | 14 | 15 | 16 | 17 | 18 | 19 | 20 | 21 |
| | CICOGNINI Jeannine | | | | 1 | 2 | 3 | 4 | 5 | 6 | | | | | 7 | 8 | | 9 | 10 | 11 | 12 | | | | | 13 | | | |

Note:
Match points will only be recorded as such, and not also as game points

Legend:
* Includes breaks during and between games



RESULTS

比赛成绩单 (分场次详表) / RÉSULTATS

WONG Mew Choo (MAS) bt HARRINGTON Kerry Lee (RSA)
21-4 21-4

| | | Match | Game 1 | Game 2 | Game 3 |
|--------------------------|------------|----------|-----------|-----------|--------|
| WONG Mew Choo (8) | MAS | 2 | 21 | 21 | |
| HARRINGTON Kerry Lee | RSA | 0 | 4 | 4 | |
| Duration*(min) | | 18 | 9 | 7 | |
| Longest rally (sec) | | 41 | 41 | 12 | |
| Longest rally (strokes) | | 32 | 32 | 9 | |
| Average rally (sec) | | 10 | 12 | 7 | |
| Average rally (strokes) | | 5 | 7 | 4 | |
| Shuttles used | | 3 | 1 | 2 | |

Court: 3 **Match Number: WS22**
Umpire: CAVERT Gilles (FRA)
Service Judge: SHON Hee-Joo (KOR)

| | WONG Mew Choo | | | HARRINGTON Kerry Lee | | |
|---|---------------|--------|--------|----------------------|--------|--------|
| | Game 1 | Game 2 | Game 3 | Game 1 | Game 2 | Game 3 |
| Match Points | | 2 | | | | |
| Game Points | 1 | | | | | |
| Points scored without service | 4 | 4 | | 4 | 4 | |
| Points scored with service | 17 | 17 | | | | |
| Biggest scoring run without change of service | 3 | 9 | | | | |
| Biggest lead | 17 | 17 | | | | |
| Biggest comeback to win | | | | | | |
| Service faults | | | | | | |
| Penalties (Yellow, Red and Black Card) | | | | | | |

| | | | | | | | | | | | | | | | | | | | | | | | |
|---|----------------------|---|---|---|---|---|---|---|---|---|----|----|----|----|----|----|----|----|----|----|----|----|--|
| 1 | WONG Mew Choo | 1 | 2 | 3 | 4 | 5 | 6 | 7 | 8 | 9 | 10 | 11 | 12 | 13 | 14 | 15 | 16 | 17 | 18 | 19 | 20 | 21 | |
| | HARRINGTON Kerry Lee | | 1 | 2 | | | | 3 | | | 4 | | | | | | | | | | | | |

| | | | | | | | | | | | | | | | | | | | | | | |
|---|----------------------|---|---|---|---|---|---|---|---|---|----|----|----|----|----|----|----|----|----|----|----|----|
| 2 | WONG Mew Choo | 1 | 2 | 3 | 4 | 5 | 6 | 7 | 8 | 9 | 10 | 11 | 12 | 13 | 14 | 15 | 16 | 17 | 18 | 19 | 20 | 21 |
| | HARRINGTON Kerry Lee | | | | | | | | 1 | | | | | | | 2 | 3 | | | | | 4 |

Note:
Match points will only be recorded as such, and not also as game points

Legend:
* Includes breaks during and between games



RESULTS

比赛成绩单 (分场次详表) / RÉSULTATS

NEDELICHEVA Petya (BUL) bt HOSNY Hadia (EGY)
21-7 21-4

| | | Match | Game 1 | Game 2 | Game 3 |
|--------------------------|------------|----------|-----------|-----------|--------|
| NEDELICHEVA Petya | BUL | 2 | 21 | 21 | |
| HOSNY Hadia | EGY | 0 | 7 | 4 | |
| Duration*(min) | | 20 | 9 | 9 | |
| Longest rally (sec) | | 33 | 22 | 33 | |
| Longest rally (strokes) | | 29 | 18 | 29 | |
| Average rally (sec) | | 12 | 11 | 12 | |
| Average rally (strokes) | | 7 | 7 | 7 | |
| Shuttles used | | 5 | 3 | 2 | |

Court: 1 **Match Number:** WS23
Umpire: CHEN Chih Shen (TPE)
Service Judge: HOU Longhu (CHN)

| | NEDELICHEVA Petya | | | HOSNY Hadia | | |
|---|-------------------|--------|--------|-------------|--------|--------|
| | Game 1 | Game 2 | Game 3 | Game 1 | Game 2 | Game 3 |
| Match Points | | 1 | | | | |
| Game Points | 1 | | | | | |
| Points scored without service | 6 | 3 | | 5 | 4 | |
| Points scored with service | 15 | 18 | | 2 | | |
| Biggest scoring run without change of service | 7 | 8 | | 1 | | |
| Biggest lead | 14 | 17 | | 1 | | |
| Biggest comeback to win | 1 | | | | | |
| Service faults | | | | | | |
| Penalties (Yellow, Red and Black Card) | | | | | | |

| | | | | | | | | | | | | | | | | | | | | | | |
|---|--------------------------|---|--|--|---|--|--|---|--|--|---|--|--|--|---|---|--|--|--|--|--|---|
| 1 | NEDELICHEVA Petya | | | | | | | | | | | | | | | | | | | | | |
| | HOSNY Hadia | 1 | | | 2 | | | 3 | | | 4 | | | | 5 | 6 | | | | | | 7 |

| | | | | | | | | | | | | | | | | | | | | | | |
|---|--------------------------|--|---|--|---|--|--|--|---|--|--|--|--|--|--|---|--|--|--|--|--|--|
| 2 | NEDELICHEVA Petya | | | | | | | | | | | | | | | | | | | | | |
| | HOSNY Hadia | | 1 | | 2 | | | | 3 | | | | | | | 4 | | | | | | |

Note:
Match points will only be recorded as such, and not also as game points

Legend:
* Includes breaks during and between games



RESULTS

比赛成绩单 (分场次详表) / RÉSULTATS

YULIANTI Maria Kristin (INA) bt MARTINEZ Yoana (ESP)
21-9 21-14

| | | Match | Game 1 | Game 2 | Game 3 |
|-------------------------------|------------|----------|-----------|-----------|--------|
| YULIANTI Maria Kristin | INA | 2 | 21 | 21 | |
| MARTINEZ Yoana | ESP | 0 | 9 | 14 | |
| Duration*(min) | | 26 | 11 | 13 | |
| Longest rally (sec) | | 32 | 25 | 32 | |
| Longest rally (strokes) | | 25 | 19 | 25 | |
| Average rally (sec) | | 11 | 11 | 11 | |
| Average rally (strokes) | | 6 | 6 | 6 | |
| Shuttles used | | 5 | 2 | 3 | |

Court: 1 **Match Number: WS24**
Umpire: ZHANG Peihua (CHN)
Service Judge: CRAIG David (GBR)

| | YULIANTI Maria Kristin | | | MARTINEZ Yoana | | |
|---|------------------------|--------|--------|----------------|--------|--------|
| | Game 1 | Game 2 | Game 3 | Game 1 | Game 2 | Game 3 |
| Match Points | | 1 | | | | |
| Game Points | 1 | | | | | |
| Points scored without service | 7 | 8 | | 6 | 8 | |
| Points scored with service | 14 | 13 | | 3 | 6 | |
| Biggest scoring run without change of service | 4 | 3 | | 3 | 2 | |
| Biggest lead | 12 | 8 | | 3 | | |
| Biggest comeback to win | 3 | | | | | |
| Service faults | | | | | | |
| Penalties (Yellow, Red and Black Card) | | | | | | |

| | | | | | | | | | | | | | | | | | | | | | | | | | | | | | | |
|---|-------------------------------|---|---|---|---|---|--|---|---|---|---|---|---|---|---|----|----|---|----|--|----|----|----|----|----|--|----|----|----|----|
| 1 | YULIANTI Maria Kristin | 1 | | | | 2 | | 3 | 4 | 5 | 6 | 7 | | 8 | 9 | 10 | 11 | | 12 | | 13 | 14 | 15 | 16 | 17 | | 18 | 19 | 20 | 21 |
| | MARTINEZ Yoana | | 1 | 2 | 3 | 4 | | 5 | | | | | 6 | | | | | 7 | 8 | | | | | | 9 | | | | | |

| | | | | | | | | | | | | | | | | | | | | | | | | | | | | |
|---|-------------------------------|---|---|---|---|---|---|---|---|---|---|---|----|----|----|----|----|---|----|----|----|----|--|----|----|----|----|--|
| 2 | YULIANTI Maria Kristin | 1 | 2 | 3 | 4 | | 5 | 6 | 7 | 8 | | 9 | 10 | 11 | 12 | 13 | 14 | | 15 | 16 | 17 | 18 | | 19 | | 20 | 21 | |
| | MARTINEZ Yoana | | | 1 | 2 | 3 | | | | | 4 | 5 | | 6 | | | | 7 | 8 | 9 | 10 | | | 11 | 12 | 13 | 14 | |

Note:
Match points will only be recorded as such, and not also as game points

Legend:
* Includes breaks during and between games



RESULTS

比赛成绩单 (分场次详表) / RÉSULTATS

RASMUSSEN Tine (DEN) bt STAPUSAITYTE Akvile (LTU)
21-6 21-8

| | | Match | Game 1 | Game 2 | Game 3 |
|---------------------------|------------|----------|-----------|-----------|--------|
| RASMUSSEN Tine (6) | DEN | 2 | 21 | 21 | |
| STAPUSAITYTE Akvile | LTU | 0 | 6 | 8 | |
| Duration*(min) | | 22 | 10 | 9 | |
| Longest rally (sec) | | 24 | 24 | 20 | |
| Longest rally (strokes) | | 19 | 19 | 14 | |
| Average rally (sec) | | 10 | 12 | 10 | |
| Average rally (strokes) | | 6 | 7 | 5 | |
| Shuttles used | | 6 | 2 | 4 | |

Court: 3 **Match Number: WS25**
Umpire: TUNGAPARHARA Vachara (THA)
Service Judge: SANO Tomoharu (JPN)

| | RASMUSSEN Tine | | | STAPUSAITYTE Akvile | | |
|---|----------------|--------|--------|---------------------|--------|--------|
| | Game 1 | Game 2 | Game 3 | Game 1 | Game 2 | Game 3 |
| Match Points | | 1 | | | | |
| Game Points | 2 | | | | | |
| Points scored without service | 4 | 6 | | 4 | 6 | |
| Points scored with service | 17 | 15 | | 2 | 2 | |
| Biggest scoring run without change of service | 7 | 5 | | 2 | 2 | |
| Biggest lead | 15 | 14 | | | | |
| Biggest comeback to win | | | | | | |
| Service faults | | | | | | |
| Penalties (Yellow, Red and Black Card) | | | | | | |

| | | | | | | | | | | | | | | | | | | | | | | |
|---|-----------------------|---|---|---|---|---|---|---|---|---|----|----|----|----|----|----|----|----|----|----|----|----|
| 1 | RASMUSSEN Tine | 1 | 2 | 3 | 4 | 5 | 6 | 7 | 8 | 9 | 10 | 11 | 12 | 13 | 14 | 15 | 16 | 17 | 18 | 19 | 20 | 21 |
| | STAPUSAITYTE Akvile | | | 1 | | | | | | | | 2 | 3 | 4 | | | 5 | | | | | 6 |

| | | | | | | | | | | | | | | | | | | | | | | | | |
|---|-----------------------|---|---|---|---|---|---|---|---|---|----|----|----|----|----|----|----|----|----|----|---|---|----|----|
| 2 | RASMUSSEN Tine | 1 | 2 | 3 | 4 | 5 | 6 | 7 | 8 | 9 | 10 | 11 | 12 | 13 | 14 | 15 | 16 | 17 | 18 | 19 | | | 20 | 21 |
| | STAPUSAITYTE Akvile | | | | 1 | | | 2 | | | 3 | | | 4 | 5 | | | | | | 6 | 7 | 8 | |

Note:
Match points will only be recorded as such, and not also as game points

Legend:
* Includes breaks during and between games



RESULTS

比赛成绩单 (分场次详表) / RÉSULTATS

NEHWAL Saina (IND) bt GRYGA Larysa (UKR)
21-18 21-10

| | | Match | Game 1 | Game 2 | Game 3 |
|-------------------------|------------|----------|-----------|-----------|--------|
| NEHWAL Saina | IND | 2 | 21 | 21 | |
| GRYGA Larysa | UKR | 0 | 18 | 10 | |
| Duration*(min) | | 30 | 17 | 11 | |
| Longest rally (sec) | | 28 | 27 | 28 | |
| Longest rally (strokes) | | 25 | 25 | 25 | |
| Average rally (sec) | | 11 | 12 | 10 | |
| Average rally (strokes) | | 7 | 8 | 6 | |
| Shuttles used | | 6 | 4 | 2 | |

Court: 1 **Match Number: WS26**
Umpire: CRAIG David (GBR)
Service Judge: ZHANG Peihua (CHN)

| | NEHWAL Saina | | | GRYGA Larysa | | |
|---|--------------|--------|--------|--------------|--------|--------|
| | Game 1 | Game 2 | Game 3 | Game 1 | Game 2 | Game 3 |
| Match Points | | 2 | | | | |
| Game Points | 4 | | | | | |
| Points scored without service | 10 | 10 | | 10 | 10 | |
| Points scored with service | 11 | 11 | | 8 | | |
| Biggest scoring run without change of service | 4 | 5 | | 5 | | |
| Biggest lead | 5 | 11 | | 3 | | |
| Biggest comeback to win | 3 | | | | | |
| Service faults | | | | | | |
| Penalties (Yellow, Red and Black Card) | | | | | | |

| | | | | | | | | | | | | | | | | | | | | | | | | | | | | | | | | | | |
|---|---------------------|---|---|---|---|---|---|---|---|---|---|---|----|--|---|---|--|----|----|----|----|----|----|----|----|----|----|----|--|----|----|----|----|----|
| 1 | NEHWAL Saina | | | 1 | 2 | 3 | 4 | 5 | 6 | 7 | 8 | 9 | 10 | | | | | 11 | 12 | 13 | 14 | 15 | 16 | 17 | 18 | 19 | 20 | | | 21 | | | | |
| | GRYGA Larysa | 1 | 2 | | | 3 | 4 | | | | | 5 | | | 6 | 7 | | | 8 | 9 | 10 | 11 | 12 | 13 | | | | 14 | | | 15 | 16 | 17 | 18 |

| | | | | | | | | | | | | | | | | | | | | | | | |
|---|---------------------|---|---|---|---|---|---|---|---|---|----|----|----|----|----|----|----|----|----|----|----|----|----|
| 2 | NEHWAL Saina | 1 | 2 | 3 | 4 | 5 | 6 | 7 | 8 | 9 | 10 | 11 | 12 | 13 | 14 | 15 | 16 | 17 | 18 | 19 | 20 | 21 | |
| | GRYGA Larysa | | | | | 1 | | | | 2 | 3 | 4 | 5 | | | 6 | 7 | 8 | | | 9 | | 10 |

Note:
Match points will only be recorded as such, and not also as game points

Legend:
* Includes breaks during and between games



RESULTS

比赛成绩单 (分场次详表) / RÉSULTATS

WANG Chen (HKG) bt SLADEKOVA Eva (SVK)
21-7 21-8

| | | Match | Game 1 | Game 2 | Game 3 |
|-------------------------|------------|----------|-----------|-----------|--------|
| WANG Chen (4) | HKG | 2 | 21 | 21 | |
| SLADEKOVA Eva | SVK | 0 | 7 | 8 | |
| Duration*(min) | | 23 | 9 | 11 | |
| Longest rally (sec) | | 26 | 21 | 26 | |
| Longest rally (strokes) | | 17 | 11 | 17 | |
| Average rally (sec) | | 12 | 11 | 12 | |
| Average rally (strokes) | | 5 | 4 | 5 | |
| Shuttles used | | 4 | 3 | 1 | |

Court: 1 **Match Number: WS27**
Umpire: JAMES Philip (GBR)
Service Judge: RUFianto Edy (INA)

| | WANG Chen | | | SLADEKOVA Eva | | |
|---|-----------|--------|--------|---------------|--------|--------|
| | Game 1 | Game 2 | Game 3 | Game 1 | Game 2 | Game 3 |
| Match Points | | 1 | | | | |
| Game Points | 1 | | | | | |
| Points scored without service | 7 | 6 | | 6 | 6 | |
| Points scored with service | 14 | 15 | | 1 | 2 | |
| Biggest scoring run without change of service | 5 | 6 | | 1 | 1 | |
| Biggest lead | 14 | 13 | | | 2 | |
| Biggest comeback to win | | 2 | | | | |
| Service faults | | | | | | |
| Penalties (Yellow, Red and Black Card) | | | | | | |

| | | | | | | | | | | | | | | | | | | | | | | | |
|---|------------------|--|--|---|--|--|--|--|--|---|--|--|--|---|--|--|---|---|---|--|--|--|---|
| 1 | WANG Chen | | | | | | | | | | | | | | | | | | | | | | |
| | SLADEKOVA Eva | | | 1 | | | | | | 2 | | | | 3 | | | 4 | 5 | 6 | | | | 7 |

| | | | | | | | | | | | | | | | | | | | | | | | | | | | |
|---|------------------|---|---|---|---|---|---|---|---|---|---|--|---|---|----|----|----|----|----|----|----|----|----|----|----|----|--|
| 2 | WANG Chen | | | 1 | 2 | 3 | 4 | | 5 | 6 | 7 | | 8 | 9 | 10 | 11 | 12 | 13 | 14 | 15 | 16 | 17 | 18 | 19 | 20 | 21 | |
| | SLADEKOVA Eva | 1 | 2 | | | | | 3 | 4 | | | | 5 | 6 | | | 7 | | | | | | | 8 | | | |

Note:
Match points will only be recorded as such, and not also as game points

Legend:
* Includes breaks during and between games



RESULTS

比赛成绩单 (分场次详表) / RÉSULTATS

HIROSE Eriko (JPN) bt LE Ngoc Nguyen (VIE)
21-7 21-12

| | | Match | Game 1 | Game 2 | Game 3 |
|-------------------------|------------|----------|-----------|-----------|--------|
| HIROSE Eriko | JPN | 2 | 21 | 21 | |
| LE Ngoc Nguyen | VIE | 0 | 7 | 12 | |
| Duration*(min) | | 31 | 12 | 16 | |
| Longest rally (sec) | | 41 | 35 | 41 | |
| Longest rally (strokes) | | 30 | 23 | 30 | |
| Average rally (sec) | | 14 | 14 | 15 | |
| Average rally (strokes) | | 8 | 7 | 8 | |
| Shuttles used | | 4 | 2 | 2 | |

Court: 1 **Match Number: WS28**
Umpire: NATU Girish (IND)
Service Judge: HNILICA Mojmir (CZE)

| | HIROSE Eriko | | | LE Ngoc Nguyen | | |
|---|--------------|--------|--------|----------------|--------|--------|
| | Game 1 | Game 2 | Game 3 | Game 1 | Game 2 | Game 3 |
| Match Points | | 1 | | | | |
| Game Points | 1 | | | | | |
| Points scored without service | 7 | 10 | | 6 | 10 | |
| Points scored with service | 14 | 11 | | 1 | 2 | |
| Biggest scoring run without change of service | 3 | 4 | | 1 | 1 | |
| Biggest lead | 14 | 9 | | | 2 | |
| Biggest comeback to win | | 2 | | | | |
| Service faults | | | | | | |
| Penalties (Yellow, Red and Black Card) | | | | | | |

| | | | | | | | | | | | | | | | | | | | | | | |
|---|---------------------|---|---|---|---|---|---|---|---|---|----|----|----|----|----|----|----|----|----|----|----|----|
| 1 | HIROSE Eriko | 1 | 2 | 3 | 4 | 5 | 6 | 7 | 8 | 9 | 10 | 11 | 12 | 13 | 14 | 15 | 16 | 17 | 18 | 19 | 20 | 21 |
| | LE Ngoc Nguyen | | 1 | | | | 2 | | | 3 | | | 4 | | 5 | 6 | 7 | | | | | |

| | | | | | | | | | | | | | | | | | | | | | | | | | | | | | |
|---|---------------------|---|---|---|---|---|---|---|---|---|---|---|--|---|---|----|--|----|----|----|----|----|----|----|----|----|----|----|----|
| 2 | HIROSE Eriko | | 1 | | 2 | 3 | | 4 | 5 | | 6 | 7 | | 8 | 9 | 10 | | 11 | 12 | 13 | 14 | 15 | 16 | 17 | | 18 | 19 | 20 | 21 |
| | LE Ngoc Nguyen | 1 | | 2 | 3 | | 4 | 5 | | 6 | | 7 | | 8 | | | | 9 | | | | | 10 | | 11 | | 12 | | |

Note:
Match points will only be recorded as such, and not also as game points

Legend:
* Includes breaks during and between games



RESULTS

比赛成绩单 (分场次详表) / RÉSULTATS

PI Hongyan (FRA) bt RIVERO Claudia (PER)
21-6 21-9

| | | Match | Game 1 | Game 2 | Game 3 |
|-------------------------|------------|----------|-----------|-----------|--------|
| PI Hongyan (5) | FRA | 2 | 21 | 21 | |
| RIVERO Claudia | PER | 0 | 6 | 9 | |
| Duration*(min) | | 24 | 10 | 11 | |
| Longest rally (sec) | | 30 | 30 | 21 | |
| Longest rally (strokes) | | 23 | 23 | 15 | |
| Average rally (sec) | | 10 | 11 | 10 | |
| Average rally (strokes) | | 6 | 7 | 6 | |
| Shuttles used | | 2 | 1 | 1 | |

Court: 3 **Match Number:** WS29
Umpire: YAU Lin Na (MAS)
Service Judge: BRESLIN Cormac (IRL)

| | PI Hongyan | | | RIVERO Claudia | | |
|---|------------|--------|--------|----------------|--------|--------|
| | Game 1 | Game 2 | Game 3 | Game 1 | Game 2 | Game 3 |
| Match Points | | 1 | | | | |
| Game Points | 1 | | | | | |
| Points scored without service | 4 | 6 | | 4 | 6 | |
| Points scored with service | 17 | 15 | | 2 | 3 | |
| Biggest scoring run without change of service | 7 | 6 | | 1 | 2 | |
| Biggest lead | 15 | 12 | | | | |
| Biggest comeback to win | | | | | | |
| Service faults | | | | | | |
| Penalties (Yellow, Red and Black Card) | | | | | | |

| | | | | | | | | | | | | | | | | | | | | | | | |
|---|-------------------|---|---|---|---|---|---|---|---|---|----|----|----|----|----|----|----|----|----|----|----|----|--|
| 1 | PI Hongyan | 1 | 2 | 3 | 4 | 5 | 6 | 7 | 8 | 9 | 10 | 11 | 12 | 13 | 14 | 15 | 16 | 17 | 18 | 19 | 20 | 21 | |
| | RIVERO Claudia | | | | | | | 1 | 2 | 3 | | | 4 | 5 | | | | | | | | 6 | |

| | | | | | | | | | | | | | | | | | | | | | | | |
|---|-------------------|---|---|---|---|---|---|---|---|---|----|----|----|----|----|----|----|----|----|----|----|----|--|
| 2 | PI Hongyan | 1 | 2 | 3 | 4 | 5 | 6 | 7 | 8 | 9 | 10 | 11 | 12 | 13 | 14 | 15 | 16 | 17 | 18 | 19 | 20 | 21 | |
| | RIVERO Claudia | | | 1 | | | | 2 | | | | | | 3 | | 4 | 5 | 6 | | 7 | 8 | 9 | |

Note:
Match points will only be recorded as such, and not also as game points

Legend:
* Includes breaks during and between games



RESULTS

比赛成绩单 (分场次详表) / RÉSULTATS

JUN Jaeyoun (KOR) bt MAGEE Chloe (IRL)
21-12 21-14

| | | Match | Game 1 | Game 2 | Game 3 |
|-------------------------|------------|----------|-----------|-----------|--------|
| JUN Jaeyoun | KOR | 2 | 21 | 21 | |
| MAGEE Chloe | IRL | 0 | 12 | 14 | |
| Duration*(min) | | 28 | 13 | 13 | |
| Longest rally (sec) | | 42 | 42 | 27 | |
| Longest rally (strokes) | | 31 | 31 | 18 | |
| Average rally (sec) | | 12 | 13 | 12 | |
| Average rally (strokes) | | 7 | 8 | 7 | |
| Shuttles used | | 4 | 2 | 2 | |

Court: 2 **Match Number: WS30**
Umpire: KONG Elaine (USA)
Service Judge: WALKER Michael (CAN)

| | JUN Jaeyoun | | | MAGEE Chloe | | |
|---|-------------|--------|--------|-------------|--------|--------|
| | Game 1 | Game 2 | Game 3 | Game 1 | Game 2 | Game 3 |
| Match Points | | 2 | | | | |
| Game Points | 1 | | | | | |
| Points scored without service | 9 | 8 | | 8 | 8 | |
| Points scored with service | 12 | 13 | | 4 | 6 | |
| Biggest scoring run without change of service | 3 | 5 | | 1 | 2 | |
| Biggest lead | 9 | 8 | | | | |
| Biggest comeback to win | | | | | | |
| Service faults | | | | | | |
| Penalties (Yellow, Red and Black Card) | | | | | | |

| | | | | | | | | | | | | | | | | | | | | | | | | | | | | |
|---|--------------------|---|---|---|---|---|---|--|---|---|---|---|---|----|----|----|----|---|----|--|----|----|----|----|----|----|----|----|
| 1 | JUN Jaeyoun | 1 | 2 | 3 | | 4 | 5 | | 6 | 7 | 8 | 9 | | 10 | 11 | 12 | 13 | | 14 | | 15 | 16 | 17 | 18 | | 19 | 20 | 21 |
| | MAGEE Chloe | | | 1 | 2 | | 3 | | | | | 4 | 5 | | 6 | 7 | | 8 | 9 | | 10 | 11 | | | 12 | | | |

| | | | | | | | | | | | | | | | | | | | | | | | | | | | | | |
|---|--------------------|---|---|---|--|---|---|---|---|---|---|---|---|----|----|----|---|----|----|----|----|---|----|----|----|----|----|----|----|
| 2 | JUN Jaeyoun | 1 | 2 | 3 | | 4 | 5 | | | 6 | 7 | 8 | 9 | 10 | 11 | 12 | | 13 | 14 | 15 | 16 | | | 17 | 18 | | 19 | 20 | 21 |
| | MAGEE Chloe | | | 1 | | | 2 | 3 | 4 | | 5 | | | | | 6 | 7 | | 8 | | | 9 | 10 | 11 | | 12 | 13 | | 14 |

Note:
Match points will only be recorded as such, and not also as game points

Legend:
* Includes breaks during and between games



RESULTS

比赛成绩单 (分场次详表) / RÉSULTATS

ZHANG Ning (CHN) bt PONSANA Salakjit (THA)
21-23 21-17 21-7

| | | Match | Game 1 | Game 2 | Game 3 |
|-------------------------|------------|----------|-----------|-----------|-----------|
| ZHANG Ning (2) | CHN | 2 | 21 | 21 | 21 |
| PONSANA Salakjit | THA | 1 | 23 | 17 | 7 |
| Duration*(min) | | 61 | 22 | 20 | 13 |
| Longest rally (sec) | | 46 | 46 | 34 | 31 |
| Longest rally (strokes) | | 31 | 31 | 25 | 18 |
| Average rally (sec) | | 15 | 15 | 15 | 15 |
| Average rally (strokes) | | 8 | 8 | 8 | 8 |
| Shuttles used | | 11 | 4 | 6 | 1 |

Court: 2 **Match Number: WS31**
Umpire: FYRIE-DAHL Michael (NOR)
Service Judge: FOSSTO Hakan (SWE)

| | ZHANG Ning | | | PONSANA Salakjit | | |
|---|------------|--------|--------|------------------|--------|--------|
| | Game 1 | Game 2 | Game 3 | Game 1 | Game 2 | Game 3 |
| Match Points | | | 1 | | | |
| Game Points | 2 | 1 | | 1 | | |
| Points scored without service | 12 | 10 | 5 | 13 | 9 | 5 |
| Points scored with service | 9 | 11 | 16 | 10 | 8 | 2 |
| Biggest scoring run without change of service | 4 | 4 | 9 | 2 | 2 | 2 |
| Biggest lead | 3 | 8 | 14 | 3 | | |
| Biggest comeback to win | | | | 3 | | |
| Service faults | | | | | | |
| Penalties (Yellow, Red and Black Card) | | | | | | |

| | | | | | | | | | | | | | | | | | | | | | | | | | | | | | | | |
|---|------------------|----|----|---|---|---|---|---|---|---|--|---|---|----|--|----|----|----|----|----|----|----|----|----|----|----|----|----|----|----|----|
| 1 | ZHANG Ning | 1 | 2 | | 3 | 4 | 5 | | 6 | 7 | | 8 | 9 | 10 | | 11 | | 12 | 13 | | 14 | | 15 | 16 | 17 | 18 | 19 | | 20 | 21 | |
| | PONSANA Salakjit | | | 1 | 2 | | | 3 | 4 | 5 | | 6 | 7 | 8 | | 9 | 10 | 11 | 12 | 13 | | 14 | 15 | 16 | 17 | | | 18 | 19 | 20 | 21 |
| 1 | ZHANG Ning | | | | | | | | | | | | | | | | | | | | | | | | | | | | | | |
| | PONSANA Salakjit | 22 | 23 | | | | | | | | | | | | | | | | | | | | | | | | | | | | |

| | | | | | | | | | | | | | | | | | | | | | | | | | | | | | | |
|---|------------------|---|---|---|---|---|---|---|---|---|---|---|----|----|----|----|----|---|----|----|----|----|----|----|----|----|----|----|--|--|
| 2 | ZHANG Ning | 1 | 2 | | 3 | 4 | 5 | 6 | 7 | 8 | | 9 | 10 | 11 | 12 | 13 | 14 | | 15 | 16 | | 17 | | 18 | 19 | | 20 | 21 | | |
| | PONSANA Salakjit | | | 1 | 2 | | | | | 3 | 4 | 5 | | 6 | | | 7 | 8 | 9 | | 10 | 11 | 12 | 13 | 14 | 15 | 16 | 17 | | |

| | | | | | | | | | | | | | | | | | | | | | | | |
|---|------------------|---|---|---|---|---|---|---|---|---|----|----|---|----|----|----|----|----|----|----|----|----|----|
| 3 | ZHANG Ning | 1 | 2 | 3 | 4 | 5 | 6 | 7 | 8 | 9 | 10 | 11 | | 12 | 13 | 14 | 15 | 16 | 17 | 18 | 19 | 20 | 21 |
| | PONSANA Salakjit | 1 | | | | | | | | | 2 | 3 | 4 | 5 | 6 | | | | 7 | | | | |

Note:
Match points will only be recorded as such, and not also as game points

Legend:
* Includes breaks during and between games



RESULTS

比赛成绩单 (分场次详表) / RÉSULTATS

XIE Xingfang (CHN) bt KONON Olga (BLR)
21-16 21-15

| | | Match | Game 1 | Game 2 | Game 3 |
|-------------------------|------------|----------|-----------|-----------|--------|
| XIE Xingfang (1) | CHN | 2 | 21 | 21 | |
| KONON Olga | BLR | 0 | 16 | 15 | |
| Duration*(min) | | 34 | 17 | 15 | |
| Longest rally (sec) | | 28 | 27 | 28 | |
| Longest rally (strokes) | | 25 | 25 | 24 | |
| Average rally (sec) | | 10 | 11 | 10 | |
| Average rally (strokes) | | 8 | 8 | 7 | |
| Shuttles used | | 9 | 5 | 4 | |

Court: 2 **Match Number: WS32**
Umpire: NIXEY Lynne (NZL)
Service Judge: MORTENSEN Niels Holm (DEN)

| | XIE Xingfang | | | KONON Olga | | |
|---|--------------|--------|--------|------------|--------|--------|
| | Game 1 | Game 2 | Game 3 | Game 1 | Game 2 | Game 3 |
| Match Points | | 2 | | | | |
| Game Points | 1 | | | | | |
| Points scored without service | 13 | 10 | | 13 | 10 | |
| Points scored with service | 8 | 11 | | 3 | 5 | |
| Biggest scoring run without change of service | 2 | 5 | | 2 | 2 | |
| Biggest lead | 5 | 8 | | 1 | 1 | |
| Biggest comeback to win | 1 | 1 | | | | |
| Service faults | | | | | | |
| Penalties (Yellow, Red and Black Card) | | | | | | |

| | | | | | | | | | | | | | | | | | | | | | | | | | | | | | | |
|---|---------------------|---|--|--|---|--|--|---|---|---|---|--|---|--|--|---|--|---|----|----|----|----|----|----|----|----|----|----|----|----|
| 1 | XIE Xingfang | | | | | | | | | | | | | | | | | | | | | | | | | | | | | |
| | KONON Olga | 1 | | | 2 | | | 3 | 4 | 5 | 6 | | 7 | | | 8 | | 9 | 10 | 11 | 12 | 13 | 14 | 15 | 16 | 17 | 18 | 19 | 20 | 21 |

| | | | | | | | | | | | | | | | | | | | | | | | | | | | | | | | | | | | | | |
|---|---------------------|---|--|---|--|--|---|--|---|--|--|---|---|--|--|---|--|--|---|---|----|----|--|--|----|----|----|----|----|----|--|----|--|--|----|----|----|
| 2 | XIE Xingfang | | | | | | | | | | | | | | | | | | | | | | | | | | | | | | | | | | | | |
| | KONON Olga | 1 | | 2 | | | 3 | | 4 | | | 5 | 6 | | | 7 | | | 8 | 9 | 10 | 11 | | | 12 | 13 | 14 | 15 | 16 | 17 | | 18 | | | 19 | 20 | 21 |

Note:
Match points will only be recorded as such, and not also as game points

Legend:
* Includes breaks during and between games



RESULTS

比赛成绩单 (分场次详表) / RÉSULTATS

XU Huaiwen (GER) bt HALLAM Tracey (GBR)
21-10 21-7

| | | Match | Game 1 | Game 2 | Game 3 |
|-------------------------|------------|----------|-----------|-----------|--------|
| XU Huaiwen (7) | GER | 2 | 21 | 21 | |
| HALLAM Tracey | GBR | 0 | 10 | 7 | |
| Duration*(min) | | 27 | 12 | 12 | |
| Longest rally (sec) | | 23 | 19 | 23 | |
| Longest rally (strokes) | | 22 | 16 | 22 | |
| Average rally (sec) | | 10 | 9 | 10 | |
| Average rally (strokes) | | 6 | 5 | 8 | |
| Shuttles used | | 6 | 5 | 1 | |

Court: 1 **Match Number: WS33**
Umpire: KONG Elaine (USA)
Service Judge: RUFianto Edy (INA)

| | XU Huaiwen | | | HALLAM Tracey | | |
|---|------------|--------|--------|---------------|--------|--------|
| | Game 1 | Game 2 | Game 3 | Game 1 | Game 2 | Game 3 |
| Match Points | | 3 | | | | |
| Game Points | 2 | | | | | |
| Points scored without service | 9 | 5 | | 8 | 5 | |
| Points scored with service | 12 | 16 | | 2 | 2 | |
| Biggest scoring run without change of service | 4 | 11 | | 2 | 1 | |
| Biggest lead | 11 | 16 | | | | |
| Biggest comeback to win | | | | | | |
| Service faults | | | | | | |
| Penalties (Yellow, Red and Black Card) | | | | | | |

| | | | | | | | | | | | | | | | | | | | | | | |
|---|-------------------|---|---|---|---|---|---|---|---|---|----|----|----|----|----|----|----|----|----|----|----|----|
| 1 | XU Huaiwen | 1 | 2 | 3 | 4 | 5 | 6 | 7 | 8 | 9 | 10 | 11 | 12 | 13 | 14 | 15 | 16 | 17 | 18 | 19 | 20 | 21 |
| | HALLAM Tracey | | | | | 1 | | 2 | | | | 3 | 4 | 5 | 6 | 7 | | | 8 | 9 | | 10 |

| | | | | | | | | | | | | | | | | | | | | | | |
|---|-------------------|---|---|---|---|---|---|---|---|---|----|----|----|----|----|----|----|----|----|----|----|----|
| 2 | XU Huaiwen | 1 | 2 | 3 | 4 | 5 | 6 | 7 | 8 | 9 | 10 | 11 | 12 | 13 | 14 | 15 | 16 | 17 | 18 | 19 | 20 | 21 |
| | HALLAM Tracey | | | | | | | | | | 1 | | | 2 | | | 3 | | 4 | 5 | 6 | 7 |

Note:
Match points will only be recorded as such, and not also as game points

Legend:
* Includes breaks during and between games



RESULTS

比赛成绩单 (分场次详表) / RÉSULTATS

LU Lan (CHN) bt RICE Anna (CAN)
21-7 21-12

| | | Match | Game 1 | Game 2 | Game 3 |
|-------------------------|------------|----------|-----------|-----------|--------|
| LU Lan (3) | CHN | 2 | 21 | 21 | |
| RICE Anna | CAN | 0 | 7 | 12 | |
| Duration*(min) | | 30 | 13 | 15 | |
| Longest rally (sec) | | 44 | 28 | 44 | |
| Longest rally (strokes) | | 36 | 21 | 36 | |
| Average rally (sec) | | 11 | 11 | 11 | |
| Average rally (strokes) | | 7 | 6 | 7 | |
| Shuttles used | | 9 | 4 | 5 | |

Court: 3 **Match Number: WS34**
Umpire: JAMES Philip (GBR)
Service Judge: COCKER Peter (AUS)

| | LU Lan | | | RICE Anna | | |
|---|--------|--------|--------|-----------|--------|--------|
| | Game 1 | Game 2 | Game 3 | Game 1 | Game 2 | Game 3 |
| Match Points | | 1 | | | | |
| Game Points | 1 | | | | | |
| Points scored without service | 5 | 8 | | 5 | 8 | |
| Points scored with service | 16 | 13 | | 2 | 4 | |
| Biggest scoring run without change of service | 8 | 4 | | 1 | 1 | |
| Biggest lead | 14 | 9 | | | | |
| Biggest comeback to win | | | | | | |
| Service faults | | | | | | |
| Penalties (Yellow, Red and Black Card) | | | | | | |

| | | | | | | | | | | | | | | | | | | | | | | |
|---|---------------|--|--|--|--|--|--|---|---|--|---|--|--|---|---|--|---|--|---|--|--|--|
| 1 | LU Lan | | | | | | | | | | | | | | | | | | | | | |
| | RICE Anna | | | | | | | 1 | 2 | | 3 | | | 4 | 5 | | 6 | | 7 | | | |

| | | | | | | | | | | | | | | | | | | | | | | |
|---|---------------|--|--|--|---|--|---|---|--|---|--|--|---|---|--|---|---|--|---|--|----|----|
| 2 | LU Lan | | | | | | | | | | | | | | | | | | | | | |
| | RICE Anna | | | | 1 | | 2 | 3 | | 4 | | | 5 | 6 | | 7 | 8 | | 9 | | 10 | 11 |

Note:
Match points will only be recorded as such, and not also as game points

Legend:
* Includes breaks during and between games



RESULTS

比赛成绩单 (分场次详表) / RÉSULTATS

WONG Mew Choo (MAS) bt NEDELICHEVA Petya (BUL)
21-16 21-8

| | | Match | Game 1 | Game 2 | Game 3 |
|--------------------------|------------|----------|-----------|-----------|--------|
| WONG Mew Choo (8) | MAS | 2 | 21 | 21 | |
| NEDELICHEVA Petya | BUL | 0 | 16 | 8 | |
| Duration*(min) | | 32 | 17 | 13 | |
| Longest rally (sec) | | 33 | 33 | 30 | |
| Longest rally (strokes) | | 27 | 27 | 25 | |
| Average rally (sec) | | 14 | 14 | 14 | |
| Average rally (strokes) | | 9 | 9 | 10 | |
| Shuttles used | | 11 | 6 | 5 | |

Court: 3 **Match Number:** WS35
Umpire: FOSSTO Hakan (SWE)
Service Judge: WALKER Michael (CAN)

| | WONG Mew Choo | | | NEDELICHEVA Petya | | |
|---|---------------|--------|--------|-------------------|--------|--------|
| | Game 1 | Game 2 | Game 3 | Game 1 | Game 2 | Game 3 |
| Match Points | | 1 | | | | |
| Game Points | 1 | | | | | |
| Points scored without service | 10 | 9 | | 10 | 6 | |
| Points scored with service | 11 | 12 | | 6 | 2 | |
| Biggest scoring run without change of service | 4 | 6 | | 2 | 4 | |
| Biggest lead | 5 | 13 | | 3 | | |
| Biggest comeback to win | 3 | | | | | |
| Service faults | | | | | | |
| Penalties (Yellow, Red and Black Card) | | | | | | |

| | | | | | | | | | | | | | | | | | | | | | | | | | | | | | | | | | | |
|---|----------------------|---|---|---|---|---|--|---|---|---|---|---|---|---|---|----|---|----|----|----|--|----|----|--|----|----|----|----|----|----|----|----|----|----|
| 1 | WONG Mew Choo | | | 1 | | 2 | | 3 | 4 | | 5 | 6 | | 7 | | 8 | 9 | | 10 | 11 | | 12 | 13 | | 14 | 15 | | 16 | 17 | 18 | | 19 | 20 | 21 |
| | NEDELICHEVA Petya | 1 | 2 | | 3 | 4 | | 5 | | 6 | 7 | | 8 | | 9 | 10 | | 11 | | 12 | | 13 | 14 | | 15 | | 16 | | 17 | | 18 | | 19 | 20 |

| | | | | | | | | | | | | | | | | | | | | | | | | | | | | | | | | |
|---|----------------------|---|---|---|---|---|---|---|---|--|---|---|---|----|----|---|----|--|----|----|----|---|----|----|----|----|---|----|----|--|--|--|
| 2 | WONG Mew Choo | 1 | 2 | 3 | 4 | 5 | 6 | | 7 | | 8 | 9 | | 10 | 11 | | 12 | | 13 | 14 | 15 | | 16 | 17 | 18 | 19 | | 20 | 21 | | | |
| | NEDELICHEVA Petya | | | | | | 1 | 2 | | | | 3 | 4 | | | 5 | 6 | | | | | 7 | | | | | 8 | | | | | |

Note:
Match points will only be recorded as such, and not also as game points

Legend:
* Includes breaks during and between games



RESULTS

比赛成绩单 (分场次详表) / RÉSULTATS

YULIANTI Maria Kristin (INA) bt RASMUSSEN Tine (DEN)
18-21 21-19 21-14

| | | Match | Game 1 | Game 2 | Game 3 |
|-------------------------------|------------|----------|-----------|-----------|-----------|
| YULIANTI Maria Kristin | INA | 2 | 18 | 21 | 21 |
| RASMUSSEN Tine (6) | DEN | 1 | 21 | 19 | 14 |
| Duration*(min) | | 57 | 17 | 19 | 16 |
| Longest rally (sec) | | 29 | 24 | 27 | 29 |
| Longest rally (strokes) | | 24 | 19 | 18 | 24 |
| Average rally (sec) | | 13 | 13 | 13 | 13 |
| Average rally (strokes) | | 7 | 7 | 6 | 7 |
| Shuttles used | | 16 | 6 | 6 | 4 |

Court: 3 **Match Number: WS36**
Umpire: SHON Hee-Joo (KOR)
Service Judge: HNILICA Mojmir (CZE)

| | YULIANTI Maria Kristin | | | RASMUSSEN Tine | | |
|---|------------------------|--------|--------|----------------|--------|--------|
| | Game 1 | Game 2 | Game 3 | Game 1 | Game 2 | Game 3 |
| Match Points | | | 2 | | | |
| Game Points | | 4 | | 1 | | |
| Points scored without service | 10 | 12 | 9 | 10 | 11 | 9 |
| Points scored with service | 8 | 9 | 12 | 11 | 8 | 5 |
| Biggest scoring run without change of service | 4 | 2 | 4 | 3 | 3 | 2 |
| Biggest lead | 6 | 5 | 9 | 3 | 1 | 1 |
| Biggest comeback to win | | 1 | 1 | 6 | | |
| Service faults | | | | | | |
| Penalties (Yellow, Red and Black Card) | | | | | | |

| | | | | | | | | | | | | | | | | | | | | | | | | | | | | | |
|---|------------------------|---|---|---|---|---|---|---|---|---|---|---|----|---|---|----|----|----|----|----|----|----|----|----|----|----|----|----|----|
| 1 | YULIANTI Maria Kristin | 1 | 2 | 3 | 4 | 5 | 6 | 7 | 8 | | | 9 | 10 | | | 11 | 12 | 13 | | 14 | | 15 | | 16 | 17 | 18 | | | |
| | RASMUSSEN Tine | | | 1 | 2 | | | | | 3 | 4 | 5 | | 6 | 7 | 8 | 9 | | 10 | 11 | 12 | 13 | 14 | 15 | 16 | 17 | 18 | 19 | 20 |

| | | | | | | | | | | | | | | | | | | | | | | | | | | | | | | | |
|---|------------------------|---|---|---|---|---|---|--|---|---|---|--|---|---|---|----|----|---|----|----|----|----|----|----|--|----|----|----|----|----|----|
| 2 | YULIANTI Maria Kristin | 1 | 2 | | 3 | 4 | 5 | | 6 | 7 | 8 | | | 9 | | 10 | 11 | | 12 | 13 | | 14 | 15 | 16 | | 17 | 18 | 19 | 20 | | 21 |
| | RASMUSSEN Tine | | | 1 | 2 | | | | 3 | | | | 4 | 5 | 6 | 7 | | 8 | 9 | 10 | 11 | 12 | | 13 | | 14 | 15 | | 16 | 17 | 18 |

| | | | | | | | | | | | | | | | | | | | | | | | | | | | | | | |
|---|------------------------|---|---|---|---|---|---|---|---|--|---|--|---|---|----|---|----|--|----|----|----|----|----|----|----|----|----|----|----|----|
| 3 | YULIANTI Maria Kristin | | 1 | 2 | 3 | | 4 | 5 | 6 | | 7 | | 8 | 9 | 10 | | 11 | | 12 | 13 | 14 | | 15 | 16 | 17 | 18 | 19 | | 20 | 21 |
| | RASMUSSEN Tine | 1 | | | | 2 | 3 | | | | 4 | | 5 | | | 6 | 7 | | 8 | 9 | | 10 | | | | | 11 | 12 | 13 | 14 |

Note:
Match points will only be recorded as such, and not also as game points

Legend:
* Includes breaks during and between games



RESULTS

比赛成绩单 (分场次详表) / RÉSULTATS

NEHWAL Saina (IND) bt WANG Chen (HKG)
21-19 11-21 21-11

| | | Match | Game 1 | Game 2 | Game 3 |
|-------------------------|------------|----------|-----------|-----------|-----------|
| NEHWAL Saina | IND | 2 | 21 | 11 | 21 |
| WANG Chen (4) | HKG | 1 | 19 | 21 | 11 |
| Duration*(min) | | 52 | 20 | 14 | 13 |
| Longest rally (sec) | | 35 | 35 | 26 | 30 |
| Longest rally (strokes) | | 33 | 33 | 20 | 28 |
| Average rally (sec) | | 12 | 12 | 11 | 10 |
| Average rally (strokes) | | 8 | 9 | 8 | 7 |
| Shuttles used | | 7 | 3 | 3 | 1 |

Court: 3 **Match Number: WS37**
Umpire: YAU Lin Na (MAS)
Service Judge: JAMES Philip (GBR)

| | NEHWAL Saina | | | WANG Chen | | |
|---|--------------|--------|--------|-----------|--------|--------|
| | Game 1 | Game 2 | Game 3 | Game 1 | Game 2 | Game 3 |
| Match Points | | | 2 | | | |
| Game Points | 1 | | | | 1 | |
| Points scored without service | 8 | 8 | 7 | 8 | 9 | 6 |
| Points scored with service | 13 | 3 | 14 | 11 | 12 | 5 |
| Biggest scoring run without change of service | 2 | 2 | 5 | 4 | 3 | 2 |
| Biggest lead | 3 | | 10 | 3 | 10 | |
| Biggest comeback to win | 3 | | | | | |
| Service faults | | | | | | |
| Penalties (Yellow, Red and Black Card) | | | | | | |

| | | | | | | | | | | | | | | | | | | | | | | | | | | | | | | | | | | | | | | | | | | |
|---|---------------------|---|---|---|---|--|---|---|---|---|--|--|--|--|---|---|---|--|--|---|----|----|----|--|----|----|----|----|----|----|----|----|--|--|----|----|----|----|----|----|--|--|
| 1 | NEHWAL Saina | 1 | 2 | 3 | 4 | | | | | 5 | | | | | 6 | 7 | 8 | | | 9 | 10 | 11 | 12 | | | | | 13 | 14 | 15 | 16 | | | | | 17 | 18 | 19 | 20 | 21 | | |
| | WANG Chen | | 1 | | | | 2 | 3 | 4 | 5 | | | | | 6 | 7 | 8 | | | 9 | 10 | | | | 11 | 12 | 13 | 14 | 15 | | | 16 | | | 17 | 18 | 19 | | | | | |

| | | | | | | | | | | | | | | | | | | | | | | | | | | | | | | | | | | | | | | | | | | | | | | |
|---|---------------------|---|---|---|---|--|---|---|---|---|---|---|--|--|--|---|---|----|----|----|----|----|----|----|----|----|----|----|----|--|--|--|--|--|--|--|--|--|--|--|--|--|--|--|--|--|
| 2 | NEHWAL Saina | | | 1 | 2 | | | 3 | 4 | 5 | 6 | 7 | | | | | 8 | | | 9 | | | | | | 10 | 11 | | | | | | | | | | | | | | | | | | | |
| | WANG Chen | 1 | 2 | 3 | | | 4 | 5 | | | | | | | | 8 | 9 | 10 | 11 | 12 | 13 | 14 | 15 | 16 | 17 | 18 | 19 | 20 | 21 | | | | | | | | | | | | | | | | | |

| | | | | | | | | | | | | | | | | | | | | | | | | | | | | | | | | | | | | | | | | | | | | | | | | | | |
|---|---------------------|---|---|---|---|---|---|---|---|---|---|---|--|--|---|---|----|----|----|--|---|---|---|--|----|----|----|----|----|----|---|----|--|--|----|----|----|--|--|--|--|--|--|--|--|--|--|--|--|--|
| 3 | NEHWAL Saina | 1 | 2 | 3 | 4 | 5 | 6 | | | 7 | | | | | 8 | 9 | 10 | 11 | 12 | | | | | | 13 | 14 | 15 | 16 | 17 | 18 | | | | | 19 | 20 | 21 | | | | | | | | | | | | | |
| | WANG Chen | | | | | | | 1 | 2 | | 3 | 4 | | | | | | | | | 5 | 6 | 7 | | | | 8 | | | | 9 | 10 | | | | | | | | | | | | | | | | | | |

Note:
Match points will only be recorded as such, and not also as game points

Legend:
* Includes breaks during and between games



RESULTS

比赛成绩单 (分场次详表) / RÉSULTATS

PI Hongyan (FRA) bt HIROSE Eriko (JPN)
21-12 16-21 21-6

| | | Match | Game 1 | Game 2 | Game 3 |
|-------------------------|------------|----------|-----------|-----------|-----------|
| PI Hongyan (5) | FRA | 2 | 21 | 16 | 21 |
| HIROSE Eriko | JPN | 1 | 12 | 21 | 6 |
| Duration*(min) | | 54 | 16 | 19 | 14 |
| Longest rally (sec) | | 42 | 42 | 40 | 24 |
| Longest rally (strokes) | | 34 | 34 | 30 | 20 |
| Average rally (sec) | | 15 | 15 | 14 | 15 |
| Average rally (strokes) | | 8 | 8 | 7 | 9 |
| Shuttles used | | 7 | 2 | 3 | 2 |

Court: 1 **Match Number: WS38**
Umpire: RUFianto Edy (INA)
Service Judge: MORTENSEN Niels Holm (DEN)

| | PI Hongyan | | | HIROSE Eriko | | |
|---|------------|--------|--------|--------------|--------|--------|
| | Game 1 | Game 2 | Game 3 | Game 1 | Game 2 | Game 3 |
| Match Points | | | 1 | | | |
| Game Points | 1 | | | | 2 | |
| Points scored without service | 9 | 12 | 6 | 8 | 13 | 5 |
| Points scored with service | 12 | 4 | 15 | 4 | 8 | 1 |
| Biggest scoring run without change of service | 3 | 2 | 7 | 1 | 2 | 1 |
| Biggest lead | 9 | | 15 | | 6 | 1 |
| Biggest comeback to win | | | 1 | | | |
| Service faults | | | | | | |
| Penalties (Yellow, Red and Black Card) | | | | | | |

| | | | | | | | | | | | | | | | | | | | | | | | |
|---|-------------------|---|---|---|---|---|---|---|---|---|----|----|----|----|----|----|----|----|----|----|----|----|--|
| 1 | PI Hongyan | 1 | 2 | 3 | 4 | 5 | 6 | 7 | 8 | 9 | 10 | 11 | 12 | 13 | 14 | 15 | 16 | 17 | 18 | 19 | 20 | 21 | |
| | HIROSE Eriko | 1 | | | | 2 | 3 | | | 4 | 5 | 6 | 7 | 8 | 9 | 10 | | | 11 | 12 | | | |

| | | | | | | | | | | | | | | | | | | | | | | | | | | |
|---|---------------------|---|---|---|---|---|---|---|---|---|---|----|---|----|----|----|----|----|----|----|----|----|----|----|----|----|
| 2 | PI Hongyan | | 1 | | 2 | | 3 | | 4 | | 5 | 6 | 7 | | 8 | 9 | 10 | | 11 | 12 | 13 | 14 | 15 | 16 | | |
| | HIROSE Eriko | 1 | | 2 | 3 | 4 | 5 | 6 | 7 | 8 | 9 | 10 | | 11 | 12 | 13 | | 14 | 15 | 16 | | 17 | 18 | 19 | 20 | 21 |

| | | | | | | | | | | | | | | | | | | | | | | | | |
|---|-------------------|---|---|---|---|---|---|---|---|---|---|----|----|----|----|----|----|----|----|----|----|----|----|--|
| 3 | PI Hongyan | | 1 | 2 | 3 | 4 | 5 | 6 | 7 | 8 | 9 | 10 | 11 | 12 | 13 | 14 | 15 | 16 | 17 | 18 | 19 | 20 | 21 | |
| | HIROSE Eriko | 1 | | | | 2 | | 3 | | 4 | | 5 | | | | | | | | 6 | | | | |

Note:
Match points will only be recorded as such, and not also as game points

Legend:
* Includes breaks during and between games



RESULTS

比赛成绩单 (分场次详表) / RÉSULTATS

ZHANG Ning (CHN) bt JUN Jaeyoun (KOR)
21-11 21-12

| | | Match | Game 1 | Game 2 | Game 3 |
|-------------------------|------------|----------|-----------|-----------|--------|
| ZHANG Ning (2) | CHN | 2 | 21 | 21 | |
| JUN Jaeyoun | KOR | 0 | 11 | 12 | |
| Duration*(min) | | 34 | 14 | 17 | |
| Longest rally (sec) | | 34 | 26 | 34 | |
| Longest rally (strokes) | | 29 | 20 | 29 | |
| Average rally (sec) | | 13 | 13 | 14 | |
| Average rally (strokes) | | 8 | 7 | 9 | |
| Shuttles used | | 6 | 4 | 2 | |

Court: 2 **Match Number: WS39**
Umpire: SCHORMANS Marcel (NED)
Service Judge: CAVERT Gilles (FRA)

| | ZHANG Ning | | | JUN Jaeyoun | | |
|---|------------|--------|--------|-------------|--------|--------|
| | Game 1 | Game 2 | Game 3 | Game 1 | Game 2 | Game 3 |
| Match Points | | 1 | | | | |
| Game Points | 1 | | | | | |
| Points scored without service | 7 | 8 | | 7 | 7 | |
| Points scored with service | 14 | 13 | | 4 | 5 | |
| Biggest scoring run without change of service | 5 | 5 | | 2 | 3 | |
| Biggest lead | 10 | 9 | | 1 | 1 | |
| Biggest comeback to win | 1 | 1 | | | | |
| Service faults | | | | | | |
| Penalties (Yellow, Red and Black Card) | | | | | | |

| | | | | | | | | | | | | | | | | | | | | | | | |
|---|-------------------|---|---|---|---|---|---|---|---|---|----|----|----|----|----|----|----|----|----|----|----|----|--|
| 1 | ZHANG Ning | 1 | 2 | 3 | 4 | 5 | 6 | 7 | 8 | 9 | 10 | 11 | 12 | 13 | 14 | 15 | 16 | 17 | 18 | 19 | 20 | 21 | |
| | JUN Jaeyoun | 1 | 2 | 3 | | | | | 4 | 5 | | | | | 6 | 7 | 8 | | 9 | | 10 | 11 | |

| | | | | | | | | | | | | | | | | | | | | | | | | | | | |
|---|-------------------|---|---|---|---|---|---|---|---|---|---|---|----|----|----|----|----|----|----|----|----|----|----|----|----|----|----|
| 2 | ZHANG Ning | 1 | 2 | 3 | 4 | 5 | 6 | 7 | | 8 | | 9 | 10 | 11 | 12 | 13 | 14 | 15 | 16 | 17 | 18 | 19 | 20 | 21 | | | |
| | JUN Jaeyoun | 1 | 2 | | | 3 | | 4 | 5 | 6 | 7 | 8 | 9 | | 10 | 11 | 12 | | 13 | 14 | 15 | 16 | 17 | 18 | 19 | 20 | 21 |

Note:
Match points will only be recorded as such, and not also as game points

Legend:
* Includes breaks during and between games



RESULTS

比赛成绩单 (分场次详表) / RÉSULTATS

XIE Xingfang (CHN) bt XU Huaiwen (GER)
21-19 22-20

| | | Match | Game 1 | Game 2 | Game 3 |
|-------------------------|------------|----------|-----------|-----------|--------|
| XIE Xingfang (1) | CHN | 2 | 21 | 22 | |
| XU Huaiwen (7) | GER | 0 | 19 | 20 | |
| Duration*(min) | | 53 | 25 | 25 | |
| Longest rally (sec) | | 60 | 54 | 60 | |
| Longest rally (strokes) | | 49 | 36 | 49 | |
| Average rally (sec) | | 15 | 16 | 15 | |
| Average rally (strokes) | | 10 | 11 | 10 | |
| Shuttles used | | 12 | 7 | 5 | |

Court: 1 **Match Number: WS40**
Umpire: COCKER Peter (AUS)
Service Judge: TUNGAPARHARA Vachara (THA)

| | XIE Xingfang | | | XU Huaiwen | | |
|---|--------------|--------|--------|------------|--------|--------|
| | Game 1 | Game 2 | Game 3 | Game 1 | Game 2 | Game 3 |
| Match Points | | 2 | | | | |
| Game Points | 2 | | | | | |
| Points scored without service | 14 | 13 | | 14 | 13 | |
| Points scored with service | 7 | 9 | | 5 | 7 | |
| Biggest scoring run without change of service | 2 | 4 | | 2 | 4 | |
| Biggest lead | 2 | 2 | | 6 | 4 | |
| Biggest comeback to win | 6 | 4 | | | | |
| Service faults | | | | | | |
| Penalties (Yellow, Red and Black Card) | | | | | | |

| | | | | | | | | | | | | | | | | | | | | | | | | | | | | | | | | |
|---|---------------------|---|---|---|--|---|---|---|---|---|--|---|---|---|---|---|----|----|----|--|----|----|----|----|----|----|----|----|----|----|----|----|
| 1 | XIE Xingfang | | 1 | 2 | | 3 | | 4 | | 5 | | 6 | | 7 | 8 | 9 | | 10 | 11 | | 12 | 13 | | 14 | 15 | 16 | | 17 | 18 | 19 | 20 | 21 |
| | XU Huaiwen | 1 | | 2 | | 3 | 4 | | 5 | 6 | | 7 | 8 | | 9 | | 10 | 11 | 12 | | 13 | | 14 | | 15 | | 16 | 17 | | 18 | 19 | |

| | | | | | | | | | | | | | | | | | | | | | | | | | | | | | | | | | | |
|---|---------------------|---|---|---|---|---|---|---|--|---|---|---|---|---|---|----|----|----|--|----|----|----|----|----|----|----|----|----|----|----|----|----|----|----|
| 2 | XIE Xingfang | | 1 | | 2 | | 3 | 4 | | 5 | | 6 | 7 | 8 | 9 | 10 | | 11 | | 12 | | 13 | 14 | | 15 | 16 | | 17 | | 18 | 19 | 20 | 21 | 22 |
| | XU Huaiwen | 1 | | 2 | | 3 | | 4 | | 5 | 6 | 7 | 8 | 9 | | 10 | 11 | 12 | | 13 | 14 | | 15 | 16 | | 17 | 18 | | 19 | 20 | 21 | 22 | | |

Note:
Match points will only be recorded as such, and not also as game points

Legend:
* Includes breaks during and between games



RESULTS

比赛成绩单 (分场次详表) / RÉSULTATS

LU Lan (CHN) bt WONG Mew Choo (MAS)
21-7 29-27

| | | Match | Game 1 | Game 2 | Game 3 |
|-------------------------|------------|----------|-----------|-----------|--------|
| LU Lan (3) | CHN | 2 | 21 | 29 | |
| WONG Mew Choo (8) | MAS | 0 | 7 | 27 | |
| Duration*(min) | | 51 | 14 | 34 | |
| Longest rally (sec) | | 38 | 30 | 38 | |
| Longest rally (strokes) | | 28 | 23 | 28 | |
| Average rally (sec) | | 15 | 13 | 15 | |
| Average rally (strokes) | | 9 | 9 | 9 | |
| Shuttles used | | 7 | 3 | 4 | |

Court: 1 **Match Number:** WS41
Umpire: RUFianto Edy (INA)
Service Judge: BRESLIN Cormac (IRL)

| | LU Lan | | | WONG Mew Choo | | |
|---|--------|--------|--------|---------------|--------|--------|
| | Game 1 | Game 2 | Game 3 | Game 1 | Game 2 | Game 3 |
| Match Points | | 5 | | | | |
| Game Points | 1 | | | | 9 | |
| Points scored without service | 5 | 16 | | 4 | 16 | |
| Points scored with service | 16 | 13 | | 3 | 11 | |
| Biggest scoring run without change of service | 6 | 4 | | 2 | 4 | |
| Biggest lead | 14 | 2 | | | 6 | |
| Biggest comeback to win | | 6 | | | | |
| Service faults | | | | | | |
| Penalties (Yellow, Red and Black Card) | | | | | | |

| | | | | | | | | | | | | | | | | | | | | | | | | | | | | |
|---|---------------|---|---|---|---|---|---|---|---|---|---|---|---|---|----|----|----|----|----|--|----|----|---|----|----|----|----|----|
| 1 | LU Lan | 1 | 2 | | | 3 | 4 | 5 | 6 | 7 | 8 | 9 | | | 10 | 11 | 12 | 13 | 14 | | 15 | 16 | | 17 | 18 | 19 | 20 | 21 |
| | WONG Mew Choo | | | 1 | 2 | | | | | | | | 3 | 4 | 5 | | | | | | 6 | | 7 | | | | | |

| | | | | | | | | | | | | | | | | | | | | | | | | | | | | | | | | | | | | | |
|---|---------------|---|---|---|---|---|--|---|---|---|---|--|---|---|---|--|---|--|----|----|----|----|--|----|----|----|----|----|--|----|----|----|----|----|----|--|----|
| 2 | LU Lan | 1 | | | 2 | 3 | | | 4 | 5 | 6 | | 7 | | 8 | | 9 | | | 10 | | 11 | | 12 | | 13 | 14 | 15 | | 16 | 17 | 18 | 19 | 20 | 21 | | |
| | WONG Mew Choo | | 1 | 2 | | 3 | | 4 | 5 | | | | 6 | 7 | 8 | | 9 | | 10 | 11 | 12 | | | | 13 | 14 | 15 | | | 16 | 17 | 18 | | 19 | 20 | | 21 |

| | | | | | | | | | | |
|---|---------------|----|----|----|----|----|----|----|----|----|
| 2 | LU Lan | 22 | 23 | 24 | 25 | 26 | | 27 | 28 | 29 |
| | WONG Mew Choo | 22 | 23 | 24 | 25 | | 26 | 27 | | |

Note:

Match points will only be recorded as such, and not also as game points

Legend:

* Includes breaks during and between games



RESULTS

比赛成绩单 (分场次详表) / RÉSULTATS

YULIANTI Maria Kristin (INA) bt NEHWAL Saina (IND)
26-28 21-14 21-15

| | | Match | Game 1 | Game 2 | Game 3 |
|-------------------------------|------------|----------|-----------|-----------|-----------|
| YULIANTI Maria Kristin | INA | 2 | 26 | 21 | 21 |
| NEHWAL Saina | IND | 1 | 28 | 14 | 15 |
| Duration*(min) | | 64 | 28 | 14 | 17 |
| Longest rally (sec) | | 41 | 41 | 29 | 34 |
| Longest rally (strokes) | | 34 | 34 | 26 | 29 |
| Average rally (sec) | | 13 | 14 | 12 | 13 |
| Average rally (strokes) | | 8 | 9 | 7 | 9 |
| Shuttles used | | 15 | 7 | 3 | 5 |

Court: 1 **Match Number: WS42**
Umpire: CHEN Chih Shen (TPE)
Service Judge: NGUYEN PHAM Duy Anh (VIE)

| | YULIANTI Maria Kristin | | | NEHWAL Saina | | |
|---|------------------------|--------|--------|--------------|--------|--------|
| | Game 1 | Game 2 | Game 3 | Game 1 | Game 2 | Game 3 |
| Match Points | | | 2 | | | |
| Game Points | 2 | 1 | | 9 | | |
| Points scored without service | 14 | 10 | 7 | 14 | 9 | 7 |
| Points scored with service | 12 | 11 | 14 | 14 | 5 | 8 |
| Biggest scoring run without change of service | 3 | 6 | 9 | 6 | 1 | 6 |
| Biggest lead | 2 | 7 | 7 | 6 | 1 | 8 |
| Biggest comeback to win | | 1 | 8 | 2 | | |
| Service faults | | | | | | |
| Penalties (Yellow, Red and Black Card) | | | | | | |

| | | | | | | | | | | | | | | | | | | | | | | | | | | | | | | | | |
|---|------------------------|----|----|----|----|----|----|----|----|---|---|---|---|--|---|----|----|----|----|----|----|----|----|----|----|----|--|----|----|----|----|----|
| 1 | YULIANTI Maria Kristin | | 1 | | | 2 | | 3 | 4 | 5 | 6 | 7 | 8 | | 9 | | | | | 10 | 11 | 12 | 13 | 14 | 15 | 16 | | 17 | 18 | 19 | 20 | 21 |
| | NEHWAL Saina | 1 | 2 | 3 | 4 | 5 | | 6 | | | | 7 | 8 | | 9 | 10 | 11 | 12 | 13 | 14 | 15 | 16 | | 17 | | 18 | | 19 | 20 | | 21 | |
| 1 | YULIANTI Maria Kristin | 22 | | 23 | 24 | 25 | | 26 | | | | | | | | | | | | | | | | | | | | | | | | |
| | NEHWAL Saina | 22 | 23 | 24 | | 25 | 26 | 27 | 28 | | | | | | | | | | | | | | | | | | | | | | | |

| | | | | | | | | | | | | | | | | | | | | | | | | | | | | |
|---|------------------------|---|---|---|---|---|---|---|---|---|---|---|----|--|----|----|----|----|----|----|----|----|----|----|--|----|----|--|
| 2 | YULIANTI Maria Kristin | 1 | | 2 | 3 | 4 | 5 | 6 | 7 | 8 | 9 | | 10 | | 11 | 12 | | 13 | 14 | 15 | 16 | 17 | 18 | 19 | | 20 | 21 | |
| | NEHWAL Saina | 1 | 2 | 3 | | | | | | 4 | 5 | 6 | 7 | | 8 | 9 | 10 | 11 | 12 | | 13 | 14 | | | | | | |

| | | | | | | | | | | | | | | | | | | | | | | | | | | | | | | |
|---|------------------------|---|---|---|---|---|---|---|---|---|----|----|---|---|---|---|---|----|----|----|----|----|----|----|----|----|----|----|----|----|
| 3 | YULIANTI Maria Kristin | 1 | | 2 | | 3 | | | | | | 4 | 5 | 6 | 7 | 8 | 9 | 10 | 11 | 12 | 13 | 14 | 15 | 16 | 17 | 18 | 19 | | 20 | 21 |
| | NEHWAL Saina | 1 | 2 | 3 | 4 | 5 | 6 | 7 | 8 | 9 | 10 | 11 | | | | | | 12 | | | | | | | | | | 13 | 14 | 15 |

Note:
Match points will only be recorded as such, and not also as game points

Legend:
* Includes breaks during and between games



RESULTS

比赛成绩单 (分场次详表) / RÉSULTATS

ZHANG Ning (CHN) bt PI Hongyan (FRA)
21-8 19-21 21-19

| | | Match | Game 1 | Game 2 | Game 3 |
|-------------------------|------------|----------|-----------|-----------|-----------|
| ZHANG Ning (2) | CHN | 2 | 21 | 19 | 21 |
| PI Hongyan (5) | FRA | 1 | 8 | 21 | 19 |
| Duration*(min) | | 66 | 14 | 24 | 23 |
| Longest rally (sec) | | 34 | 31 | 31 | 34 |
| Longest rally (strokes) | | 27 | 24 | 27 | 25 |
| Average rally (sec) | | 13 | 11 | 15 | 13 |
| Average rally (strokes) | | 9 | 7 | 10 | 9 |
| Shuttles used | | 11 | 3 | 4 | 4 |

Court: 1 **Match Number: WS43**
Umpire: TUNGAPARHARA Vachara (THA)
Service Judge: HNILICA Mojmir (CZE)

| | ZHANG Ning | | | PI Hongyan | | |
|---|------------|--------|--------|------------|--------|--------|
| | Game 1 | Game 2 | Game 3 | Game 1 | Game 2 | Game 3 |
| Match Points | | | 3 | | | |
| Game Points | 1 | | | | 5 | |
| Points scored without service | 7 | 9 | 12 | 7 | 10 | 11 |
| Points scored with service | 14 | 10 | 9 | 1 | 11 | 8 |
| Biggest scoring run without change of service | 3 | 3 | 2 | 1 | 3 | 2 |
| Biggest lead | 13 | | 3 | | 6 | 2 |
| Biggest comeback to win | | | 2 | | | |
| Service faults | | | | | | |
| Penalties (Yellow, Red and Black Card) | | | | | | |

| | | | | | | | | | | | | | | | | | | | | | | |
|---|-------------------|---|---|---|---|---|---|---|---|---|----|----|----|----|----|----|----|----|----|----|----|----|
| 1 | ZHANG Ning | 1 | 2 | 3 | 4 | 5 | 6 | 7 | 8 | 9 | 10 | 11 | 12 | 13 | 14 | 15 | 16 | 17 | 18 | 19 | 20 | 21 |
| | PI Hongyan | 1 | | | | 2 | | | | | 3 | 4 | 5 | | 6 | | | 7 | | | 8 | |

| | | | | | | | | | | | | | | | | | | | | | | | | | | | | |
|---|-------------------|---|---|---|---|---|---|---|---|---|--|---|---|---|----|----|----|----|----|----|----|--|----|----|----|----|----|----|
| 2 | ZHANG Ning | | 1 | | | 2 | 3 | 4 | 5 | 6 | | | 7 | | 8 | 9 | | 10 | 11 | 12 | 13 | | 14 | 15 | 16 | 17 | 18 | 19 |
| | PI Hongyan | 1 | | 2 | 3 | 4 | 5 | | 6 | | | 7 | 8 | 9 | 10 | 11 | 12 | 13 | | 14 | 15 | | 16 | 17 | 18 | 19 | 20 | 21 |

| | | | | | | | | | | | | | | | | | | | | | | | | | | | | | |
|---|-------------------|---|---|---|---|---|---|--|---|---|---|---|---|---|----|---|----|----|----|----|----|----|----|----|----|----|----|----|----|
| 3 | ZHANG Ning | | 1 | 2 | | 3 | 4 | | 5 | 6 | | 7 | 8 | 9 | 10 | | 11 | 12 | 13 | 14 | 15 | 16 | | 17 | 18 | 19 | 20 | 21 | |
| | PI Hongyan | 1 | | | 2 | 3 | 4 | | 5 | | 6 | | | 7 | 8 | 9 | 10 | 11 | | 12 | 13 | 14 | 15 | 16 | | 17 | | 18 | 19 |

Note:
Match points will only be recorded as such, and not also as game points

Legend:
* Includes breaks during and between games



RESULTS

比赛成绩单 (分场次详表) / RÉSULTATS

XIE Xingfang (CHN) bt LU Lan (CHN)
7-21 21-10 21-12

| | | Match | Game 1 | Game 2 | Game 3 |
|-------------------------|------------|----------|-----------|-----------|-----------|
| XIE Xingfang (1) | CHN | 2 | 7 | 21 | 21 |
| LU Lan (3) | CHN | 1 | 21 | 10 | 12 |
| Duration*(min) | | 57 | 13 | 20 | 19 |
| Longest rally (sec) | | 32 | 29 | 25 | 32 |
| Longest rally (strokes) | | 27 | 25 | 22 | 27 |
| Average rally (sec) | | 11 | 10 | 12 | 11 |
| Average rally (strokes) | | 8 | 7 | 10 | 8 |
| Shuttles used | | 10 | 2 | 5 | 3 |

Court: 1 **Match Number:** WS44
Umpire: CRAIG David (GBR)
Service Judge: YAU Lin Na (MAS)

| | XIE Xingfang | | | LU Lan | | |
|---|--------------|--------|--------|--------|--------|--------|
| | Game 1 | Game 2 | Game 3 | Game 1 | Game 2 | Game 3 |
| Match Points | | | 1 | | | |
| Game Points | | 4 | | 1 | | |
| Points scored without service | 6 | 6 | 9 | 6 | 5 | 9 |
| Points scored with service | 1 | 15 | 12 | 15 | 5 | 3 |
| Biggest scoring run without change of service | 1 | 6 | 3 | 10 | 2 | 3 |
| Biggest lead | 2 | 13 | 9 | 14 | 2 | 4 |
| Biggest comeback to win | | 2 | 4 | 2 | | |
| Service faults | | | | | | |
| Penalties (Yellow, Red and Black Card) | | | | | | |

| | | | | | | | | | | | | | | | | | | | | | | | | | | | | | | |
|---|---------------------|--|---|---|---|---|---|---|---|--|---|---|---|---|---|----|----|----|----|----|----|--|----|--|----|----|----|--|----|----|
| 1 | XIE Xingfang | | 1 | 2 | | 3 | | | | | | | | | | | 4 | | | | 5 | | 6 | | | | 7 | | | |
| | LU Lan | | | | 1 | | 2 | 3 | 4 | | 5 | 6 | 7 | 8 | 9 | 10 | 11 | 12 | 13 | 14 | 15 | | 16 | | 17 | 18 | 19 | | 20 | 21 |

| | | | | | | | | | | | | | | | | | | | | | | | | | | | | | | |
|---|---------------------|---|---|---|---|---|---|---|---|---|---|---|---|---|----|----|----|----|----|----|----|--|----|----|----|----|--|---|----|----|
| 2 | XIE Xingfang | | | 1 | 2 | 3 | 4 | | | 5 | 6 | 7 | 8 | 9 | 10 | 11 | 12 | 13 | 14 | 15 | 16 | | 17 | 18 | 19 | 20 | | | 21 | |
| | LU Lan | 1 | 2 | | | | | 3 | 4 | | | | | | 5 | | | | | | | | 6 | | 7 | | | 8 | 9 | 10 |

| | | | | | | | | | | | | | | | | | | | | | | | | | | | | | | | | | |
|---|---------------------|---|---|---|---|---|--|---|--|---|---|---|--|---|--|---|---|--|----|----|--|----|----|----|----|----|----|----|--|----|----|----|----|
| 3 | XIE Xingfang | | | | 1 | 2 | | 3 | | 4 | 5 | 6 | | 7 | | 8 | 9 | | 10 | 11 | | 12 | 13 | 14 | 15 | | 16 | 17 | | 18 | 19 | 20 | 21 |
| | LU Lan | 1 | 2 | 3 | 4 | | | 5 | | 6 | | | | 7 | | 8 | | | 9 | | | 10 | | | | 11 | | 12 | | | | | |

Note:
Match points will only be recorded as such, and not also as game points

Legend:
* Includes breaks during and between games



RESULTS

比赛成绩单 (分场次详表) / RÉSULTATS

ZHANG Ning (CHN) bt YULIANTI Maria Kristin (INA)
21-15 21-15

| | | Match | Game 1 | Game 2 | Game 3 |
|-------------------------|------------|----------|-----------|-----------|--------|
| ZHANG Ning (2) | CHN | 2 | 21 | 21 | |
| YULIANTI Maria Kristin | INA | 0 | 15 | 15 | |
| Duration*(min) | | 42 | 20 | 19 | |
| Longest rally (sec) | | 25 | 25 | 25 | |
| Longest rally (strokes) | | 22 | 21 | 22 | |
| Average rally (sec) | | 11 | 12 | 10 | |
| Average rally (strokes) | | 8 | 9 | 7 | |
| Shuttles used | | 8 | 4 | 4 | |

Court: 1 **Match Number: WS45**
Umpire: KONG Elaine (USA)
Service Judge: NIXEY Lynne (NZL)

| | ZHANG Ning | | | YULIANTI Maria Kristin | | |
|---|------------|--------|--------|------------------------|--------|--------|
| | Game 1 | Game 2 | Game 3 | Game 1 | Game 2 | Game 3 |
| Match Points | | 1 | | | | |
| Game Points | 1 | | | | | |
| Points scored without service | 8 | 11 | | 8 | 11 | |
| Points scored with service | 13 | 10 | | 7 | 4 | |
| Biggest scoring run without change of service | 3 | 4 | | 2 | 3 | |
| Biggest lead | 6 | 6 | | 2 | 2 | |
| Biggest comeback to win | 2 | 2 | | | | |
| Service faults | | | | | | |
| Penalties (Yellow, Red and Black Card) | | | | | | |

| | | | | | | | | | | | | | | | | | | | | | | | | | | | | | | | |
|---|------------------------|---|---|----------|----------|----------|----------|----------|----------|----------|----------|----------|----------|----------|----------|----------|-----------|-----------|-----------|-----------|-----------|-----------|-----------|-----------|-----------|-----------|-----------|-----------|-----------|-----------|-----------|
| 1 | ZHANG Ning | 1 | | | | 2 | 3 | 4 | 5 | | 6 | | 7 | 8 | | 9 | 10 | 11 | | 12 | | 13 | 14 | 15 | 16 | 17 | 18 | | 19 | 20 | 21 |
| | YULIANTI Maria Kristin | | 1 | 2 | 3 | | | | | 4 | 5 | 6 | | 7 | 8 | | | 9 | 10 | | 11 | 12 | | 13 | | | | | 14 | 15 | |
| 2 | ZHANG Ning | 1 | | 2 | 3 | | | | | 4 | 5 | 6 | | 7 | 8 | | 9 | 10 | 11 | 12 | 13 | 14 | 15 | 16 | 17 | 18 | 19 | 20 | 21 | | |
| | YULIANTI Maria Kristin | | 1 | | | 2 | 3 | 4 | 5 | | | 6 | | 7 | 8 | | 9 | 10 | 11 | 12 | 13 | | 14 | | | | | | 15 | | |

Note:
Match points will only be recorded as such, and not also as game points

Legend:
* Includes breaks during and between games



RESULTS

比赛成绩单 (分场次详表) / RÉSULTATS

YULIANTI Maria Kristin (INA) bt LU Lan (CHN)
11-21 21-13 21-15

| | | Match | Game 1 | Game 2 | Game 3 |
|-------------------------------|------------|----------|-----------|-----------|-----------|
| YULIANTI Maria Kristin | INA | 2 | 11 | 21 | 21 |
| LU Lan (3) | CHN | 1 | 21 | 13 | 15 |
| Duration*(min) | | 63 | 16 | 19 | 23 |
| Longest rally (sec) | | 27 | 25 | 24 | 27 |
| Longest rally (strokes) | | 22 | 20 | 16 | 22 |
| Average rally (sec) | | 13 | 12 | 12 | 13 |
| Average rally (strokes) | | 8 | 7 | 7 | 9 |
| Shuttles used | | 12 | 5 | 2 | 5 |

Court: 1 **Match Number: WS46**
Umpire: **CAVERT Gilles (FRA)**
Service Judge: **NIXEY Lynne (NZL)**

| | YULIANTI Maria Kristin | | | LU Lan | | |
|---|------------------------|--------|--------|--------|--------|--------|
| | Game 1 | Game 2 | Game 3 | Game 1 | Game 2 | Game 3 |
| Match Points | | | 1 | | | |
| Game Points | | 3 | | 3 | | |
| Points scored without service | 6 | 10 | 5 | 6 | 9 | 5 |
| Points scored with service | 5 | 11 | 16 | 15 | 4 | 10 |
| Biggest scoring run without change of service | 1 | 6 | 8 | 5 | 2 | 3 |
| Biggest lead | | 10 | 10 | 11 | 1 | 3 |
| Biggest comeback to win | | 1 | 3 | | | |
| Service faults | | | | | | |
| Penalties (Yellow, Red and Black Card) | | | | | | |

| | | | | | | | | | | | | | | | | | | | | | | | | | | | | | | | | | | | | | | | | | | | | |
|---|------------------------|---|---|---|---|---|---|--|--|---|---|---|---|---|----|--|--|--|--|----|----|--|--|--|---|----|----|--|--|--|---|----|----|----|----|--|----|----|--|----|----|--|--|----|
| 1 | YULIANTI Maria Kristin | | | | | 1 | 2 | | | | | | | 3 | 4 | | | | | 5 | | | | | 6 | 7 | | | | | 8 | 9 | | | | | 10 | 11 | | | | | | |
| | LU Lan | 1 | 2 | 3 | 4 | | | | | 5 | 6 | 7 | 8 | 9 | 10 | | | | | 11 | 12 | | | | | 13 | 14 | | | | | 15 | 16 | 17 | 18 | | | | | 19 | 20 | | | 21 |

| | | | | | | | | | | | | | | | | | | | | | | | | | | | | | | | | | | | | | | | | |
|---|------------------------|---|---|---|---|---|--|---|--|---|---|---|--|---|---|----|----|----|----|----|--|----|----|----|--|----|--|--|--|---|----|----|----|----|--|--|----|--|----|----|
| 2 | YULIANTI Maria Kristin | 1 | | | 2 | 3 | | 4 | | 5 | 6 | 7 | | 8 | 9 | 10 | 11 | 12 | 13 | 14 | | 15 | 16 | 17 | | 18 | | | | | 19 | 20 | | | | | 21 | | | |
| | LU Lan | | 1 | 2 | | 3 | | 4 | | 5 | | | | 6 | | | | | | | | 7 | | | | | | | | 8 | | 9 | 10 | 11 | | | | | 12 | 13 |

| | | | | | | | | | | | | | | | | | | | | | | | | | | | | | | | | | | | | | | | | |
|---|------------------------|---|---|---|---|---|---|---|--|---|---|---|---|---|---|---|----|----|----|----|----|----|----|----|----|--|--|--|--|----|----|----|----|--|----|----|--|----|----|----|
| 3 | YULIANTI Maria Kristin | | | | 1 | 2 | 3 | 4 | | 5 | 6 | 7 | 8 | | 9 | | 10 | 11 | 12 | 13 | 14 | 15 | 16 | 17 | 18 | | | | | 19 | | | | | 20 | 21 | | | | |
| | LU Lan | 1 | 2 | 3 | | | | | | | | | | 4 | 5 | 6 | | 7 | 8 | | | | | | | | | | | 9 | 10 | 11 | 12 | | | | | 13 | 14 | 15 |

Note:
Match points will only be recorded as such, and not also as game points

Legend:
* Includes breaks during and between games



RESULTS

比赛成绩单 (分场次详表) / RÉSULTATS

ZHANG Ning (CHN) bt XIE Xingfang (CHN)
21-12 10-21 21-18

| | | Match | Game 1 | Game 2 | Game 3 |
|-------------------------|------------|----------|-----------|-----------|-----------|
| ZHANG Ning (2) | CHN | 2 | 21 | 10 | 21 |
| XIE Xingfang (1) | CHN | 1 | 12 | 21 | 18 |
| Duration*(min) | | 71 | 18 | 19 | 28 |
| Longest rally (sec) | | 35 | 34 | 34 | 35 |
| Longest rally (strokes) | | 31 | 27 | 30 | 31 |
| Average rally (sec) | | 15 | 14 | 14 | 16 |
| Average rally (strokes) | | 11 | 9 | 10 | 12 |
| Shuttles used | | 12 | 3 | 4 | 5 |

Court: 1 **Match Number: WS47**
Umpire: FOSSTO Hakan (SWE)
Service Judge: SHON Hee-Joo (KOR)

| | ZHANG Ning | | | XIE Xingfang | | |
|---|------------|--------|--------|--------------|--------|--------|
| | Game 1 | Game 2 | Game 3 | Game 1 | Game 2 | Game 3 |
| Match Points | | | 2 | | | |
| Game Points | 1 | | | | 1 | |
| Points scored without service | 10 | 6 | 11 | 9 | 7 | 10 |
| Points scored with service | 11 | 4 | 10 | 3 | 14 | 8 |
| Biggest scoring run without change of service | 3 | 2 | 2 | 1 | 4 | 5 |
| Biggest lead | 9 | | 7 | 2 | 11 | |
| Biggest comeback to win | 2 | | | | | |
| Service faults | | | | | | |
| Penalties (Yellow, Red and Black Card) | | | | | | |

| | | | | | | | | | | | | | | | | | | | | | | | | | | | | | | | | |
|---|-------------------|---|---|---|---|--|---|---|---|--|---|---|---|---|---|---|----|--|----|----|----|--|----|----|--|----|----|----|----|----|----|----|
| 1 | ZHANG Ning | | 1 | | 2 | | 3 | 4 | 5 | | 6 | 7 | | 8 | 9 | | 10 | | 11 | 12 | 13 | | 14 | 15 | | 16 | 17 | 18 | 19 | | 20 | 21 |
| | XIE Xingfang | 1 | 2 | 3 | 4 | | | | 5 | | 6 | | 7 | 8 | | 9 | 10 | | 11 | 12 | 13 | | 14 | 15 | | 16 | 17 | 18 | 19 | 20 | 21 | |

| | | | | | | | | | | | | | | | | | | | | | | | | | | | | | | | | | |
|---|---------------------|---|---|---|---|---|---|---|---|---|--|---|----|---|----|----|----|----|----|----|----|----|----|----|----|----|----|--|----|----|----|----|----|
| 2 | ZHANG Ning | | | | 1 | | 2 | 3 | | 4 | | 5 | 6 | 7 | | 8 | | 9 | 10 | | 11 | 12 | 13 | 14 | | 15 | 16 | | 17 | 18 | 19 | 20 | 21 |
| | XIE Xingfang | 1 | 2 | 3 | 4 | 5 | 6 | | 7 | 8 | | 9 | 10 | | 11 | 12 | 13 | 14 | | 15 | 16 | | 17 | 18 | 19 | 20 | 21 | | | | | | |

| | | | | | | | | | | | | | | | | | | | | | | | | | | | | | | | | |
|---|-------------------|---|---|---|---|---|---|---|--|---|---|--|---|----|----|---|----|----|----|----|--|----|--|----|----|----|----|--|----|----|----|----|
| 3 | ZHANG Ning | 1 | 2 | 3 | | 4 | 5 | 6 | | 7 | 8 | | 9 | 10 | 11 | | 12 | 13 | | 14 | | 15 | | 16 | | 17 | 18 | | 19 | 20 | | 21 |
| | XIE Xingfang | | | 1 | 2 | | | 3 | | 4 | 5 | | 6 | | 7 | 8 | 9 | 10 | 11 | 12 | | 13 | | 14 | 15 | | 16 | | 17 | | 18 | |

Note:
Match points will only be recorded as such, and not also as game points

Legend:
* Includes breaks during and between games



RESULTS BRACKET As of 16 AUG 2008

小项单淘汰成绩单 / TABLEAU DES MATCHS AVEC RESULTATS

| Round of 64 | Round of 32 | Round of 16 | Quarterfinal | Semifinal | Final |
|-------------------------------------|-------------|-------------------------|--------------|-----------|-------|
| 1. XIE Xingfang 50254 (1) | CHN | XIE X F | | | |
| 2. CHENG Shao-Chieh 14864 | TPE | 21-1, 21-9 32' | | | |
| 3. TVRDY Maja 12023 | SLO | KONON O | | | |
| 4. XING Aiyang 52706 | SIN | KONON O | | | |
| 5. KONON Olga 15323 | BLR | 21-17, 21-14 33' | | | |
| 6. XU Huaiwen 5949 (7) | GER | XU H | | | |
| 7. NIEMINEN Anu 7083 | FIN | 21-17, 21-8 31' | | | |
| 8. YIP Pui Yin 51649 | HKG | HALLAM T | | | |
| 9. HALLAM Tracey 5751 | GBR | 21-15, 21-17 36' | | | |
| 10. DANIEL Grace 50380 | NGR | LUDIKOVA K | | | |
| 11. LUDIKOVA Kristina 51739 | CZE | 21-13, 21-8 26' | | | |
| 12. LU Lan 53057 (3) | CHN | LU L | | | |
| 13. FOO KUNE Karen 9775 | MRI | 21-3, 7-1 Ret 13' | | | |
| 14. CICOGNINI Jeannine 51842 | SUI | CICOGNINI J | | | |
| 15. MOURA Ana 14195 | POR | 21-9, 21-13 23' | | | |
| 16. RICE Anna 12916 | CAN | RICE A | | | |
| 17. LEE Eva 14814 | USA | 21-15, 19-21, 21-19 65' | | | |
| 18. WONG Mew Choo 11769 (8) | MAS | WONG MC | | | |
| 19. HARRINGTON Kerry Lee 51680 | RSA | 21-4, 21-4 18' | | | |
| 20. ANGULO Deyanira 55132 | MEX | HOSNY H | | | |
| 21. HOSNY Hadia 52901 | EGY | 21-18, 7-21, 21-14 33' | | | |
| 22. NEDELICHEVA Petya 12765 | BUL | NEDELICHEVA P | | | |
| 23. PERSSON Sara 50270 | SWE | 21-10, 21-10 30' | | | |
| 24. CARROLL Erin 51576 | AUS | MARTINEZ Y | | | |
| 25. MARTINEZ Yoana 10904 | ESP | 21-9, 21-16 22' | | | |
| 26. SCHENK Juliane 13475 | GER | YULIANTI MK | | | |
| 27. YULIANTI Maria Kristin 14711 | INA | 18-21, 21-13, 22-20 69' | | | |
| 28. STAPUSAITYTE Akvile 14894 | LTU | RASMUSSEN T | | | |
| 29. RASMUSSEN Tine 10358 (6) | DEN | 21-6, 21-8 22' | | | |
| 30. GRYGA Larysa 51368 | UKR | GRYGAL | | | |
| 31. ALLEGRIINI Agnese 12028 | ITA | 21-15, 21-11 32' | | | |
| 32. KARACHKOVA Ella 6115 | RUS | NEHWAL S | | | |
| 33. NEHWAL Saina 52748 | IND | 21-9, 21-8 28' | | | |
| 34. SLADEKOVA Eva 1190 | SVK | WANG C | | | |
| 35. WANG Chen 5882 (4) | HKG | 21-7, 21-8 23' | | | |
| 36. JAYASINGHE Thilini 15327 | SRI | LE Ngoc Nguyen | | | |
| 37. LE Ngoc Nguyen 50964 | VIE | 21-13, 21-12 27' | | | |
| 38. HIROSE Eriko 15417 | JPN | HIROSE E | | | |
| 39. INGOLFSDOTTIR Ragna Bjorg 12129 | ISL | 21-6, 19-7 Ret 26' | | | |
| 40. RIVERO Claudia 13182 | PER | PI H | | | |
| 41. PI Hongyan 9699 (5) | FRA | 21-6, 21-9 24' | | | |
| 42. MAGEE Chloe 89666 | IRL | MAGEE C | | | |
| 43. TOLMOFF Katu 11914 | EST | 18-21, 21-18, 21-19 45' | | | |
| 44. AUGUSTYN Kamila 11071 | POL | JUN J | | | |
| 45. JUN Jaeyoun 12197 | KOR | 21-15, 21-5 27' | | | |
| 46. PONSANA Salakjit 50728 | THA | ZHANG N | | | |
| 47. ZHANG Ning 5566 (2) | CHN | 21-23, 21-17, 21-7 61' | | | |

Legend:
Ret Retired



TOURNAMENT STATISTICS As of 16 AUG 2008

小项竞赛数据统计表 / STATISTIQUES DU TOURNOI

| Statistics | Round of 64 | Round of 32 | Round of 16 | Quarter finals | Semifinals | Medal Matches | Total |
|-----------------------------------|-------------|-------------|-------------|----------------|------------|---------------|----------|
| Number of matches | 15 | 16 | 8 | 4 | 2 | 2 | 47 |
| Number of games | 34 | 33 | 19 | 10 | 5 | 6 | 107 |
| Total points scored | 1163 | 1009 | 639 | 400 | 164 | 205 | 3580 |
| Total duration time (hours) | 8:44 | 7:39 | 5:20 | 3:54 | 1:39 | 2:14 | 29:30 |
| Average match duration (minutes) | 34' | 28' | 40' | 58' | 49' | 67' | 37' |
| Longest match duration (minutes) | 69' WS9 | 61' WS31 | 57' WS36 | 66' WS43 | 57' WS44 | 71' WS47 | 71' WS47 |
| Shortest match duration (minutes) | 22' WS8 | 13' WS20 | 27' WS33 | 51' WS41 | 42' WS45 | 63' WS46 | 13' WS20 |
| Total shuttles used | 83 | 83 | 71 | 45 | 18 | 24 | 324 |
| Average shuttles used per match | 5.5 | 5.2 | 8.9 | 11.3 | 9 | 12 | 6.9 |
| Penalties (Yellow Card) | 0 | 0 | 0 | 0 | 0 | 0 | 0 |
| Penalties (Red Card) | 0 | 0 | 0 | 0 | 0 | 0 | 0 |
| Penalties (Black Card) | 0 | 0 | 0 | 0 | 0 | 0 | 0 |
| Longest rally (seconds) | 61 | 46 | 44 | 60 | 32 | 35 | |
| Longest rally (strokes) | 40 | 36 | 36 | 49 | 27 | 31 | |

Note:
This report is updated ONLY after the end of a round

Legend:
WS Women's Singles



ENTRY LIST BY EVENT As of 17 AUG 2008

小项参赛运动员报名表 / LISTE DES INSCRITS PAR ÉPREUVE

| World Ranking as of 1 MAY 2008 | Pair | BWF Number | NOC Code | Date of Birth |
|-----------------------------------|---|------------|----------|----------------------------|
| 1 | KIDO Markis SETIAWAN Hendra | 53941 | INA | 11 AUG 1984 25 AUG 1984 |
| 2 | CAI Yun FU Haifeng | 53854 | CHN | 19 JAN 1980 2 JAN 1984 |
| 3 | CHUNG Jaesung LEE Yongdae | 60571 | KOR | 25 AUG 1982 11 SEP 1988 |
| 4 | CHOONG Tan Fook LEE Wan Wah | 14847 | MAS | 6 FEB 1976 24 NOV 1975 |
| 5 | KOO Kien Keat TAN Boon Heong | 95218 | MAS | 18 SEP 1985 18 SEP 1987 |
| 7 | CHANDRA Alvent Yulianto HADIYANTO Luluk | 27111 | INA | 11 JUL 1980 8 JUN 1979 |
| 8 | PAASKE Lars RASMUSSEN Jonas | 26876 | DEN | 18 JAN 1976 28 OCT 1977 |
| 9 | GUO Zhendong XIE Zhongbo | 55740 | CHN | 4 AUG 1984 22 MAY 1983 |
| 10 | HWANG Jiman LEE Jaejin | 55709 | KOR | 26 JAN 1983 8 JUL 1984 |
| 11 | IKEDA Shintaro SAKAMOTO Shuichi | 58315 | JPN | 27 DEC 1980 14 JUN 1979 |
| 12 | ERIKSEN Jens Dyrloev HANSEN Martin Lundgaard | 26875 | DEN | 30 DEC 1969 11 OCT 1972 |
| 14 | MASUDA Keita OHTSUKA Tadashi | 14549 | JPN | 27 FEB 1979 30 APR 1978 |
| 18 | LOGOSZ Michal MATEUSIAK Robert | 50589 | POL | 23 NOV 1977 13 JAN 1976 |
| 21 | BACH Howard MALAYTHONG Bob | 52135 | USA | 22 FEB 1979 10 APR 1981 |
| 42 | SMITH Ross WARFE Glenn | 56851 | AUS | 11 APR 1985 19 JAN 1984 |
| 55 | DEDNAM Chris DEDNAM Roelof | 56389 | RSA | 8 AUG 1983 21 AUG 1985 |
| Total: 16 Entries | | | | |

Note:
All changes are available in INFO



RESULTS

比赛成绩单 (分场次详表) / RÉSULTATS

KIDO Markis / SETIAWAN Hendra (INA) bt GUO Zhendong / XIE Zhongbo (CHN)
22-20 10-21 21-17

| | | Match | Game 1 | Game 2 | Game 3 |
|--|------------|----------|-----------|-----------|-----------|
| KIDO Markis (1) SETIAWAN Hendra | INA | 2 | 22 | 10 | 21 |
| GUO Zhendong XIE Zhongbo | CHN | 1 | 20 | 21 | 17 |
| Duration*(min) | | 60 | 20 | 15 | 20 |
| Longest rally (sec) | | 36 | 30 | 36 | 30 |
| Longest rally (strokes) | | 40 | 35 | 38 | 40 |
| Average rally (sec) | | 10 | 9 | 10 | 10 |
| Average rally (strokes) | | 10 | 9 | 10 | 10 |
| Shuttles used | | 27 | 7 | 9 | 11 |

Court: 1 Match Number: MD1
 Umpire: MORTENSEN Niels Holm (DEN)
 Service Judge: CRAIG David (GBR)

| | KIDO Markis SETIAWAN Hendra | | | GUO Zhendong XIE Zhongbo | | |
|---|--------------------------------|--------|--------|-----------------------------|--------|--------|
| | Game 1 | Game 2 | Game 3 | Game 1 | Game 2 | Game 3 |
| Match Points | | | 1 | | | |
| Game Points | 1 | | | 1 | 1 | |
| Points scored without service | 10 | 7 | 11 | 13 | 8 | 10 |
| Points scored with service | 12 | 3 | 10 | 7 | 13 | 7 |
| Biggest scoring run without change of service | 6 | 2 | 3 | 2 | 8 | 6 |
| Biggest lead | 3 | 2 | 7 | 3 | 11 | |
| Biggest comeback to win | 3 | | | | 2 | |
| Service faults | | | | | | |
| Penalties (Yellow, Red and Black Card) | | | | | | |

| | | | | | | | | | | | | | | | | | | | | | | | | | | | | | | | |
|---|-----------------|---|---|---|---|---|---|--|---|---|--|--|---|----|----|----|----|--|----|----|----|----|----|----|----|--|--|----|----|----|----|
| 1 | KIDO Markis | 1 | 2 | | | 5 | 6 | | | 8 | | | | 12 | | | 14 | | | | 16 | 17 | 18 | 19 | | | | 20 | 21 | 22 | |
| | SETIAWAN Hendra | | | 3 | 4 | | | | 7 | | | | | 9 | 10 | 11 | | | 13 | | | 15 | | | | | | | | | |
| | GUO Zhendong | | | | 2 | 3 | | | 5 | | | | | 9 | 10 | 11 | | | 14 | | | | 17 | 18 | | | | | | | |
| | XIE Zhongbo | | | 1 | | | | | 4 | | | | 6 | 7 | 8 | | | | | 12 | 13 | | | 15 | 16 | | | | | 19 | 20 |

| | | | | | | | | | | | | | | | | | | | | | | | | | | | | | | | | |
|---|-----------------|---|---|---|---|---|---|---|--|---|---|---|---|---|----|----|----|----|----|---|--|----|----|----|----|--|--|--|--|--|----|----|
| 2 | KIDO Markis | | | 2 | 3 | 4 | | | | | | | | 7 | | | | | | 9 | | | | | | | | | | | | |
| | SETIAWAN Hendra | | 1 | | | | | | | 5 | 6 | | | | | | | 8 | | | | | 10 | | | | | | | | | |
| | GUO Zhendong | | | 2 | | | | | | 5 | 6 | 7 | 8 | 9 | 10 | 11 | 12 | 13 | | | | 16 | 17 | | | | | | | | 20 | 21 |
| | XIE Zhongbo | 1 | | | | | 3 | 4 | | | | | | | | | | 14 | 15 | | | | | 18 | 19 | | | | | | | |

| | | | | | | | | | | | | | | | | | | | | | | | | | | | | | | | | | | |
|---|-----------------|--|---|---|---|--|---|---|---|---|---|---|---|----|----|----|---|---|--|---|----|----|----|----|----|----|--|--|--|----|----|----|----|----|
| 3 | KIDO Markis | | | 2 | | | | | | 7 | | | 9 | 10 | 11 | 12 | | | | | | | | | | | | | | | 17 | 18 | 19 | |
| | SETIAWAN Hendra | | | | 1 | | 3 | 4 | 5 | 6 | | | 8 | | | | | | | | | | | | | | | | | | | | 20 | 21 |
| | GUO Zhendong | | | | 2 | | | | | | 4 | 5 | | | | | 7 | | | 9 | 10 | 11 | 12 | 13 | 14 | 15 | | | | 17 | | | | |
| | XIE Zhongbo | | 1 | | | | | | | 3 | | | 6 | | | | | 8 | | | | | | | | | | | | 16 | | | | |

Note:

Match points will only be recorded as such, and not also as game points

Legend:

* Includes breaks during and between games



RESULTS

比赛成绩单 (分场次详表) / RÉSULTATS

KOO Kien Keat / TAN Boon Heong (MAS) bt IKEDA Shintaro / SAKAMOTO Shuichi (JPN)
21-12 21-16

| | | Match | Game 1 | Game 2 | Game 3 |
|---|------------|----------|-----------|-----------|--------|
| KOO Kien Keat TAN Boon Heong | MAS | 2 | 21 | 21 | |
| IKEDA Shintaro SAKAMOTO Shuichi | JPN | 0 | 12 | 16 | |
| Duration*(min) | | 34 | 13 | 18 | |
| Longest rally (sec) | | 28 | 20 | 28 | |
| Longest rally (strokes) | | 34 | 22 | 34 | |
| Average rally (sec) | | 8 | 8 | 9 | |
| Average rally (strokes) | | 9 | 8 | 10 | |
| Shuttles used | | 14 | 6 | 8 | |

Court: 1 **Match Number: MD2**
Umpire: CHEN Chih Shen (TPE)
Service Judge: RUFianto Edy (INA)

| | KOO Kien Keat TAN Boon Heong | | | IKEDA Shintaro SAKAMOTO Shuichi | | |
|---|---------------------------------|--------|--------|------------------------------------|--------|--------|
| | Game 1 | Game 2 | Game 3 | Game 1 | Game 2 | Game 3 |
| Match Points | | 6 | | | | |
| Game Points | 3 | | | | | |
| Points scored without service | 7 | 9 | | 7 | 9 | |
| Points scored with service | 14 | 12 | | 5 | 7 | |
| Biggest scoring run without change of service | 4 | 4 | | 2 | 4 | |
| Biggest lead | 10 | 9 | | | | |
| Biggest comeback to win | | | | | | |
| Service faults | | | | | 1 | |
| Penalties (Yellow, Red and Black Card) | | | | | | |

| | | | | | | | | | | | | | | | | | | | | | | | | | | | | | | |
|---|------------------|---|---|---|---|---|---|---|---|---|---|---|----|----|----|----|--|----|----|----|----|----|----|----|----|----|--|--|--|----|
| 1 | KOO Kien Keat | 1 | 2 | | | | 6 | | | | | 9 | 10 | 11 | 12 | 13 | | | | 16 | 17 | 18 | 19 | 20 | | | | | | |
| | TAN Boon Heong | | | 3 | 4 | 5 | | | | | 7 | 8 | | | | | | 14 | 15 | | | | | | | | | | | 21 |
| | IKEDA Shintaro | | | | | | 2 | | | | | 6 | | | | | | 8 | 9 | 10 | | | | | | | | | | |
| | SAKAMOTO Shuichi | | | 1 | | | | 3 | 4 | 5 | | | | | | 7 | | | | | | | | | 11 | 12 | | | | |

| | | | | | | | | | | | | | | | | | | | | | | | | | | | | | | | | | |
|---|------------------|---|---|---|---|---|---|---|---|---|--|--|--|--|----|---|----|--|--|--|--|--|--|--|--|--|--|--|--|----|----|----|----|
| 2 | KOO Kien Keat | 1 | 2 | 3 | 4 | | | | | 7 | | | | | 11 | | | | | | | | | | | | | | | | | | |
| | TAN Boon Heong | | | | | 5 | 6 | | | | | | | | 8 | 9 | 10 | | | | | | | | | | | | | 21 | | | |
| | IKEDA Shintaro | | | | | | | 2 | | | | | | | | | | | | | | | | | | | | | | | | | |
| | SAKAMOTO Shuichi | | | | 1 | | | | 3 | | | | | | | 6 | | | | | | | | | | | | | | 12 | 13 | 14 | 15 |

Note:
Match points will only be recorded as such, and not also as game points

Legend:
* Includes breaks during and between games



RESULTS

比赛成绩单 (分场次详表) / RÉSULTATS

PAASKE Lars / RASMUSSEN Jonas (DEN) bt CHUNG Jaesung / LEE Yongdae (KOR)
21-16 21-19

| | | Match | Game 1 | Game 2 | Game 3 |
|--|------------|----------|-----------|-----------|--------|
| PAASKE Lars RASMUSSEN Jonas | DEN | 2 | 21 | 21 | |
| CHUNG Jaesung (3) LEE Yongdae | KOR | 0 | 16 | 19 | |
| Duration*(min) | | 43 | 17 | 23 | |
| Longest rally (sec) | | 23 | 20 | 23 | |
| Longest rally (strokes) | | 34 | 25 | 34 | |
| Average rally (sec) | | 9 | 8 | 9 | |
| Average rally (strokes) | | 9 | 8 | 10 | |
| Shuttles used | | 19 | 10 | 9 | |

Court: 1 **Match Number: MD3**
Umpire: CRAIG David (GBR)
Service Judge: ZHANG Peihua (CHN)

| | PAASKE Lars RASMUSSEN Jonas | | | CHUNG Jaesung LEE Yongdae | | |
|---|--------------------------------|--------|--------|------------------------------|--------|--------|
| | Game 1 | Game 2 | Game 3 | Game 1 | Game 2 | Game 3 |
| Match Points | | 3 | | | | |
| Game Points | 4 | | | | | |
| Points scored without service | 10 | 12 | | 9 | 12 | |
| Points scored with service | 11 | 9 | | 7 | 7 | |
| Biggest scoring run without change of service | 3 | 4 | | 2 | 3 | |
| Biggest lead | 7 | 5 | | 1 | 1 | |
| Biggest comeback to win | 1 | 1 | | | | |
| Service faults | | | | | | |
| Penalties (Yellow, Red and Black Card) | | | | | | |

| | | | | | | | | | | | | | | | | | | | | | | | | | | |
|---|-----------------|---|---|---|---|---|---|--|--|---|---|---|--|---|----|--|---|----|----|----|----|--|----|----|----|----|
| 1 | PAASKE Lars | | | | | 4 | 5 | | | 7 | 8 | 9 | | | 11 | | | 15 | 16 | 17 | 18 | | | 21 | | |
| | RASMUSSEN Jonas | | 1 | 2 | 3 | | | | | 6 | | | | | 10 | | | 12 | 13 | 14 | | | | 19 | 20 | |
| | CHUNG Jaesung | | | | 2 | 3 | 4 | | | | 6 | | | | 8 | | | 10 | 11 | | | | | 14 | 15 | 16 |
| | LEE Yongdae | 1 | | | | | | | | 5 | | | | 7 | | | 9 | | | | | | 12 | 13 | | |

| | | | | | | | | | | | | | | | | | | | | | | | | | | | |
|---|-----------------|---|---|---|---|---|---|---|---|--|---|---|--|---|----|----|----|----|----|----|----|----|----|----|----|----|----|
| 2 | PAASKE Lars | | | | 4 | 5 | | | 7 | | | 9 | | | | | | 15 | 16 | | | | 18 | 19 | | | 21 |
| | RASMUSSEN Jonas | | 1 | 2 | 3 | | | 6 | | | 8 | | | | 10 | 11 | 12 | 13 | 14 | | | | | | 20 | | |
| | CHUNG Jaesung | 1 | | | | | 3 | 4 | | | 6 | | | 8 | 9 | | | | | | | 14 | | | | 17 | |
| | LEE Yongdae | | | | 2 | | | | 5 | | | 7 | | | | | | 10 | 11 | 12 | 13 | | | 15 | 16 | | 18 |

Note:

Match points will only be recorded as such, and not also as game points

Legend:

* Includes breaks during and between games



RESULTS

比赛成绩单 (分场次详表) / RÉSULTATS

MASUDA Keita / OHTSUKA Tadashi (JPN) bt CHANDRA Alvent Yulianto / HADIYANTO Luluk (INA)
19-21 21-14 21-14

| | | Match | Game 1 | Game 2 | Game 3 |
|--------------------------------|------------|----------|-----------|-----------|-----------|
| MASUDA Keita | JPN | 2 | 19 | 21 | 21 |
| OHTSUKA Tadashi | | | | | |
| CHANDRA Alvent Yulianto | INA | 1 | 21 | 14 | 14 |
| HADIYANTO Luluk | | | | | |
| Duration*(min) | | 61 | 18 | 17 | 21 |
| Longest rally (sec) | | 52 | 30 | 52 | 31 |
| Longest rally (strokes) | | 63 | 36 | 63 | 39 |
| Average rally (sec) | | 10 | 9 | 9 | 11 |
| Average rally (strokes) | | 10 | 9 | 10 | 12 |
| Shuttles used | | 20 | 8 | 6 | 6 |

Court: 1 **Match Number: MD5**
Umpire: FOSSTO Hakan (SWE)
Service Judge: HOU Longhu (CHN)

| | MASUDA Keita OHTSUKA Tadashi | | | CHANDRA Alvent Yulianto HADIYANTO Luluk | | |
|---|---|--------|--------|--|--------|--------|
| | Game 1 | Game 2 | Game 3 | Game 1 | Game 2 | Game 3 |
| Match Points | | | 2 | | | |
| Game Points | | 2 | | 1 | | |
| Points scored without service | 10 | 11 | 9 | 10 | 10 | 9 |
| Points scored with service | 9 | 10 | 12 | 11 | 4 | 5 |
| Biggest scoring run without change of service | 3 | 4 | 6 | 3 | 2 | 3 |
| Biggest lead | 5 | 7 | 9 | 2 | | 1 |
| Biggest comeback to win | | | 1 | 5 | | |
| Service faults | 1 | | | | | |
| Penalties (Yellow, Red and Black Card) | | | | | | |

| | | | | | | | | | | | | | | | | | | | | | | | | | | | | | | | | | | | | | | | | | | | | | | | | | | | |
|---|-------------------------|---|---|--|--|---|---|---|--|---|---|---|---|---|---|---|--|--|---|--|--|---|--|---|----|--|--|--|----|----|----|----|----|--|--|----|----|----|--|--|--|----|----|--|--|----|----|----|----|----|--|
| 1 | MASUDA Keita | 1 | 2 | | | | 3 | | | 4 | | | | | 5 | 6 | | | 7 | | | 8 | | 9 | 10 | | | | | 11 | 12 | 13 | 14 | | | 15 | 16 | 17 | | | | 18 | 19 | | | | | | | | |
| | OHTSUKA Tadashi | | | | | | | | | | | | | | | | | | | | | | | | | | | | | | | | | | | | | | | | | | | | | | | | | | |
| | CHANDRA Alvent Yulianto | | | | | 1 | 2 | 3 | | | | | | | | | | | | | | | | | | | | | 11 | 12 | | | | | | | | | | | | | | | | 17 | 18 | 19 | 20 | 21 | |
| | HADIYANTO Luluk | | | | | | | | | | 1 | 2 | 3 | 4 | 5 | 6 | | | | | | | | | | | | | | | | | | | | | | | | | | | | | | | | | | | |

| | | | | | | | | | | | | | | | | | | | | | | | | | | | | | | | | | | | | | | | | | | | | | | | | | | | | | |
|---|-------------------------|---|---|--|--|---|---|---|---|---|---|---|---|--|---|---|---|--|----|----|----|---|--|--|--|--|--|--|----|--|--|----|--|--|--|--|--|--|--|--|--|--|--|--|--|--|--|--|--|--|--|--|--|
| 2 | MASUDA Keita | 1 | 2 | | | | | | 6 | 7 | | | | | 9 | | | | 11 | 12 | 13 | | | | | | | | 14 | | | 15 | | | | | | | | | | | | | | | | | | | | | |
| | OHTSUKA Tadashi | | | | | 3 | 4 | 5 | | | | | | | | 8 | | | | | | | | | | | | | | | | | | | | | | | | | | | | | | | | | | | | | |
| | CHANDRA Alvent Yulianto | | | | | | | | | | 1 | 2 | 3 | | | | 5 | | | | 7 | 8 | | | | | | | | | | | | | | | | | | | | | | | | | | | | | | | |
| | HADIYANTO Luluk | | | | | | | | | | | | | | | | | | | | | | | | | | | | | | | | | | | | | | | | | | | | | | | | | | | | |

| | | | | | | | | | | | | | | | | | | | | | | | | | | | | | | | | | | | | | | | | | | | | | | | | | | | | | |
|---|-------------------------|--|--|--|--|--|---|---|---|---|---|---|---|--|--|---|--|--|--|--|--|--|--|--|--|--|--|--|----|----|----|--|--|--|--|--|--|--|--|--|--|--|--|--|--|--|--|--|--|--|--|--|--|
| 3 | MASUDA Keita | | | | | | | | | | | | | | | 9 | | | | | | | | | | | | | 13 | 14 | 15 | | | | | | | | | | | | | | | | | | | | | | |
| | OHTSUKA Tadashi | | | | | | 2 | 3 | 4 | 5 | 6 | 7 | 8 | | | | | | | | | | | | | | | | | | | | | | | | | | | | | | | | | | | | | | | | |
| | CHANDRA Alvent Yulianto | | | | | | | | | | | | | | | | | | | | | | | | | | | | | | | | | | | | | | | | | | | | | | | | | | | | |
| | HADIYANTO Luluk | | | | | | | | | | | | | | | | | | | | | | | | | | | | | | | | | | | | | | | | | | | | | | | | | | | | |

Note:
Match points will only be recorded as such, and not also as game points

Legend:
* Includes breaks during and between games



RESULTS

比赛成绩单 (分场次详表) / RÉSULTATS

LEE Jaejin / HWANG Jiman (KOR) bt **CHOONG Tan Fook / LEE Wan Wah (MAS)**
20-22 21-13 21-16

| | | Match | Game 1 | Game 2 | Game 3 |
|--|------------|----------|-----------|-----------|-----------|
| LEE Jaejin HWANG Jiman | KOR | 2 | 20 | 21 | 21 |
| CHOONG Tan Fook (4) LEE Wan Wah | MAS | 1 | 22 | 13 | 16 |
| Duration*(min) | | 55 | 17 | 16 | 17 |
| Longest rally (sec) | | 31 | 24 | 31 | 30 |
| Longest rally (strokes) | | 35 | 29 | 31 | 35 |
| Average rally (sec) | | 10 | 10 | 11 | 10 |
| Average rally (strokes) | | 9 | 9 | 10 | 9 |
| Shuttles used | | 33 | 13 | 11 | 9 |

Court: 1 **Match Number: MD6**
Umpire: COCKER Peter (AUS)
Service Judge: CRAIG David (GBR)

| | LEE Jaejin HWANG Jiman | | | CHOONG Tan Fook LEE Wan Wah | | |
|---|---------------------------|--------|--------|--------------------------------|--------|--------|
| | Game 1 | Game 2 | Game 3 | Game 1 | Game 2 | Game 3 |
| Match Points | | | 2 | | | |
| Game Points | 2 | 1 | | 1 | | |
| Points scored without service | 10 | 12 | 11 | 10 | 11 | 11 |
| Points scored with service | 10 | 9 | 10 | 12 | 2 | 5 |
| Biggest scoring run without change of service | 3 | 4 | 4 | 3 | 1 | 2 |
| Biggest lead | 5 | 8 | 5 | 2 | | 2 |
| Biggest comeback to win | | | 2 | 5 | | |
| Service faults | | | | | | |
| Penalties (Yellow, Red and Black Card) | | | | | | |

| | | | | | | | | | | | | | | | | | | | | | | | | | | | | | | | | | | | | | | |
|---|-----------------|---|---|---|---|---|---|---|---|---|---|--|--|---|---|----|---|----|----|----|----|----|----|----|----|----|----|--|--|--|--|--|----|--|----|----|----|----|
| 1 | LEE Jaejin | | | 1 | 2 | 3 | 4 | | | 6 | | | | 9 | | | | | 11 | 12 | 13 | | | | | 18 | 19 | | | | | | | | | | | |
| | HWANG Jiman | | | | | | | 3 | | | | | | | | 10 | | | | | | | 14 | 15 | 16 | 17 | | | | | | | 20 | | | | | |
| | CHOONG Tan Fook | | | | | | | | | 5 | 6 | | | 7 | 8 | | 9 | 10 | 11 | | | 13 | | | | | | | | | | | | | | | | |
| | LEE Wan Wah | 1 | 2 | | | | | | 4 | | | | | | | | 7 | 8 | | | | | | | | | 14 | | | | | | | | 19 | 20 | 21 | 22 |

| | | | | | | | | | | | | | | | | | | | | | | | | | | | | | | | | | | | | | | |
|---|-----------------|--|---|--|---|---|---|---|---|--|---|--|--|--|--|--|----|---|---|----|----|----|--|--|--|---|----|--|--|--|--|--|--|--|----|----|----|----|
| 2 | LEE Jaejin | | | | | 5 | | | | | | | | | | | 13 | | | | | | | | | | | | | | | | | | | | | |
| | HWANG Jiman | | | | 1 | 2 | 3 | 4 | | | 6 | | | | | | | 8 | 9 | 10 | 11 | 12 | | | | | | | | | | | | | | 19 | 20 | 21 |
| | CHOONG Tan Fook | | 1 | | | | | | | | | | | | | | | 7 | | | | | | | | 9 | 10 | | | | | | | | 13 | | | |
| | LEE Wan Wah | | | | | | | | 2 | | | | | | | | | 6 | | | | | | | | | | | | | | | | | | | | |

| | | | | | | | | | | | | | | | | | | | | | | | | | | | | | | | | | | | | | |
|---|-----------------|--|---|---|---|--|--|--|--|--|--|--|--|--|--|--|--|--|---|--|---|--|--|--|--|--|--|--|--|--|--|--|--|--|--|--|----|
| 3 | LEE Jaejin | | | | | | | | | | | | | | | | | | | | | | | | | | | | | | | | | | | | |
| | HWANG Jiman | | | | 1 | | | | | | | | | | | | | | | | | | | | | | | | | | | | | | | | |
| | CHOONG Tan Fook | | 1 | 2 | 3 | | | | | | | | | | | | | | 5 | | 7 | | | | | | | | | | | | | | | | 16 |
| | LEE Wan Wah | | | | | | | | | | | | | | | | | | | | | | | | | | | | | | | | | | | | |

Note:
Match points will only be recorded as such, and not also as game points

Legend:
* Includes breaks during and between games



RESULTS

比赛成绩单 (分场次详表) / RÉSULTATS

BACH Howard / MALAYTHONG Bob (USA) bt **DEDNAM Chris / DEDNAM Roelof (RSA)**
21-10 21-16

| | | Match | Game 1 | Game 2 | Game 3 |
|---------------------------------------|------------|----------|-----------|-----------|--------|
| BACH Howard MALAYTHONG Bob | USA | 2 | 21 | 21 | |
| DEDNAM Chris DEDNAM Roelof | RSA | 0 | 10 | 16 | |
| Duration*(min) | | 20 | 8 | 9 | |
| Longest rally (sec) | | 16 | 16 | 13 | |
| Longest rally (strokes) | | 16 | 14 | 16 | |
| Average rally (sec) | | 7 | 7 | 6 | |
| Average rally (strokes) | | 5 | 4 | 5 | |
| Shuttles used | | 7 | 3 | 4 | |

Court: 3 **Match Number: MD7**
Umpire: SHON Hee-Joo (KOR)
Service Judge: NGUYEN PHAM Duy Anh (VIE)

| | BACH Howard MALAYTHONG Bob | | | DEDNAM Chris DEDNAM Roelof | | |
|---|-------------------------------|--------|--------|-------------------------------|--------|--------|
| | Game 1 | Game 2 | Game 3 | Game 1 | Game 2 | Game 3 |
| Match Points | | 2 | | | | |
| Game Points | 1 | | | | | |
| Points scored without service | 7 | 10 | | 6 | 10 | |
| Points scored with service | 14 | 11 | | 4 | 6 | |
| Biggest scoring run without change of service | 6 | 5 | | 2 | 2 | |
| Biggest lead | 11 | 6 | | 3 | 1 | |
| Biggest comeback to win | 3 | 1 | | | | |
| Service faults | | | | | | |
| Penalties (Yellow, Red and Black Card) | | | | | | |

| | | | | | | | | | | | | | | | | | | | | | | | | | | | | | | |
|---|----------------|--|---|--|---|---|---|--|--|--|---|---|--|--|--|--|--|----|--|--|----|----|----|----|----|----|--|----|----|--|
| 1 | BACH Howard | | | | | 2 | 3 | | | | | | | | | | | 19 | | | | | | | | | | | | |
| | MALAYTHONG Bob | | 1 | | | | | | | | 4 | 5 | | | | | | | | | 13 | 14 | 15 | 16 | 17 | 18 | | 20 | 21 | |
| | DEDNAM Chris | | | | 2 | 3 | 4 | | | | | | | | | | | | | | | 8 | | | | | | | | |
| | DEDNAM Roelof | | 1 | | | | | | | | | | | | | | | | | | | | 9 | 10 | | | | | | |

| | | | | | | | | | | | | | | | | | | | | | | | | | | | | | | | | | | | | | | | | |
|---|----------------|--|--|--|--|--|--|--|---|---|--|--|--|--|---|---|----|----|--|--|--|---|----|----|----|----|----|--|--|--|----|--|----|----|--|--|----|--|----|----|
| 2 | BACH Howard | | | | | | | | | | | | | | | | 15 | 16 | | | | | | | | | | | | | | | | | | | | | | |
| | MALAYTHONG Bob | | | | | | | | | | | | | | 6 | 7 | | | | | | 9 | 10 | 11 | 12 | 13 | 14 | | | | 17 | | 18 | 19 | | | 20 | | | 21 |
| | DEDNAM Chris | | | | | | | | | | | | | | | | | | | | | | | | | | | | | | | | | | | | | | 16 | |
| | DEDNAM Roelof | | | | | | | | 3 | 4 | | | | | | | | | | | | | | | | | | | | | | | | | | | | | | |

Note:
Match points will only be recorded as such, and not also as game points

Legend:
* Includes breaks during and between games



RESULTS

比赛成绩单 (分场次详表) / RÉSULTATS

CAI Yun / FU Haifeng (CHN) bt ERIKSEN Jens Dyrloev / HANSEN Martin Lundgaard (DEN)
21-12 21-11

| | | Match | Game 1 | Game 2 | Game 3 |
|-------------------------|------------|----------|-----------|-----------|--------|
| CAI Yun (2) | | | | | |
| FU Haifeng | CHN | 2 | 21 | 21 | |
| ERIKSEN Jens Dyrloev | | | | | |
| HANSEN Martin Lundgaard | DEN | 0 | 12 | 11 | |
| Duration*(min) | | 33 | 17 | 13 | |
| Longest rally (sec) | | 32 | 32 | 22 | |
| Longest rally (strokes) | | 28 | 28 | 16 | |
| Average rally (sec) | | 10 | 12 | 9 | |
| Average rally (strokes) | | 7 | 9 | 5 | |
| Shuttles used | | 7 | 6 | 1 | |

Court: 2 **Match Number: MD8**
Umpire: NATU Girish (IND)
Service Judge: SCHORMANS Marcel (NED)

| | CAI Yun FU Haifeng | | | ERIKSEN Jens Dyrloev HANSEN Martin Lundgaard | | |
|---|-----------------------|--------|--------|---|--------|--------|
| | Game 1 | Game 2 | Game 3 | Game 1 | Game 2 | Game 3 |
| Match Points | | 1 | | | | |
| Game Points | 1 | | | | | |
| Points scored without service | 10 | 7 | | 9 | 7 | |
| Points scored with service | 11 | 14 | | 3 | 4 | |
| Biggest scoring run without change of service | 2 | 5 | | 1 | 2 | |
| Biggest lead | 9 | 12 | | | 1 | |
| Biggest comeback to win | | 1 | | | | |
| Service faults | | | | | | |
| Penalties (Yellow, Red and Black Card) | | | | | | |

| | | | | | | | | | | | | | | | | | | | | | | | | | | | | | | |
|---|-------------------------|---|---|---|---|---|---|---|--|---|---|---|---|---|--|---|----|----|----|----|----|--|----|----|----|----|----|----|----|----|
| 1 | CAI Yun | | | | 3 | | | | | 5 | 6 | | | | | 9 | 10 | 11 | | | | | 15 | 16 | | | | 19 | 20 | 21 |
| | FU Haifeng | 1 | 2 | | | 4 | | | | | | 7 | 8 | | | | | | 12 | 13 | 14 | | | | | 17 | 18 | | | |
| | ERIKSEN Jens Dyrloev | | | | 2 | | | | | | | 5 | | | | | | | 7 | 8 | | | | | 11 | | | | | |
| | HANSEN Martin Lundgaard | | | 1 | | | 3 | 4 | | | | | | 6 | | | | | | | | | 9 | 10 | | | | 12 | | |

| | | | | | | | | | | | | | | | | | | | | | | | | | | | | | | | | | |
|---|-------------------------|---|---|---|---|---|---|---|---|--|---|---|---|----|----|----|----|---|---|--|--|--|--|--|--|---|---|--|----|----|----|----|----|
| 2 | CAI Yun | | | | | 4 | 5 | 6 | 7 | | | | | | | 14 | | | | | | | | | | | | | 19 | | | | |
| | FU Haifeng | | 1 | 2 | 3 | | | | | | | 8 | 9 | 10 | 11 | 12 | 13 | | | | | | | | | | | | | | | 20 | 21 |
| | ERIKSEN Jens Dyrloev | 1 | | | | | | | | | 3 | | | | | | | 5 | 6 | | | | | | | | | | 9 | 10 | 11 | | |
| | HANSEN Martin Lundgaard | | | | 2 | | | | | | | | | | | 4 | | | | | | | | | | 7 | 8 | | | | | | |

Note:
Match points will only be recorded as such, and not also as game points

Legend:
* Includes breaks during and between games



RESULTS

比赛成绩单 (分场次详表) / RÉSULTATS

KIDO Markis / SETIAWAN Hendra (INA) bt KOO Kien Keat / TAN Boon Heong (MAS)
21-16 21-18

| | | Match | Game 1 | Game 2 | Game 3 |
|--|------------|----------|-----------|-----------|--------|
| KIDO Markis (1) SETIAWAN Hendra | INA | 2 | 21 | 21 | |
| KOO Kien Keat TAN Boon Heong | MAS | 0 | 16 | 18 | |
| Duration*(min) | | 34 | 14 | 18 | |
| Longest rally (sec) | | 58 | 29 | 58 | |
| Longest rally (strokes) | | 55 | 34 | 55 | |
| Average rally (sec) | | 11 | 10 | 11 | |
| Average rally (strokes) | | 9 | 9 | 9 | |
| Shuttles used | | 12 | 5 | 7 | |

Court: 1 **Match Number: MD9**
Umpire: HNILICA Mojmir (CZE)
Service Judge: SCHORMANS Marcel (NED)

| | KIDO Markis SETIAWAN Hendra | | | KOO Kien Keat TAN Boon Heong | | |
|---|--------------------------------|--------|--------|---------------------------------|--------|--------|
| | Game 1 | Game 2 | Game 3 | Game 1 | Game 2 | Game 3 |
| Match Points | | 1 | | | | |
| Game Points | 2 | | | | | |
| Points scored without service | 11 | 15 | | 10 | 9 | |
| Points scored with service | 10 | 6 | | 6 | 9 | |
| Biggest scoring run without change of service | 4 | 4 | | 2 | 7 | |
| Biggest lead | 6 | 4 | | | 3 | |
| Biggest comeback to win | | 3 | | | | |
| Service faults | | | | 1 | | |
| Penalties (Yellow, Red and Black Card) | | | | | | |

| | | | | | | | | | | | | | | | | | | | | | | | | | | | | | |
|---|-----------------|---|---|---|---|---|--|--|---|---|---|---|---|--|---|----|----|---|----|----|----|----|----|----|----|----|----|----|----|
| 1 | KIDO Markis | | | 2 | 3 | 4 | | | | 6 | 7 | | | | | 11 | | | | 14 | 15 | 16 | 17 | 18 | | | 20 | | |
| | SETIAWAN Hendra | 1 | | | | | | | 5 | | | | | | 8 | 9 | 10 | | | | | | | | | 19 | | | 21 |
| | KOO Kien Keat | | | | | 2 | | | | | 4 | 5 | 6 | | | | 8 | 9 | 10 | | | | | | 13 | | | | 16 |
| | TAN Boon Heong | | 1 | | | | | | | 3 | | | | | | | 7 | | | | | | | | | | 14 | 15 | |

| | | | | | | | | | | | | | | | | | | | | | | | | | | | | | | |
|---|-----------------|--|---|---|--|--|--|--|--|--|--|--|--|--|--|--|--|--|--|--|--|--|--|--|--|--|--|--|--|--|
| 2 | KIDO Markis | | | | | | | | | | | | | | | | | | | | | | | | | | | | | |
| | SETIAWAN Hendra | | 1 | | | | | | | | | | | | | | | | | | | | | | | | | | | |
| | KOO Kien Keat | | | 2 | | | | | | | | | | | | | | | | | | | | | | | | | | |
| | TAN Boon Heong | | 1 | | | | | | | | | | | | | | | | | | | | | | | | | | | |

Note:
Match points will only be recorded as such, and not also as game points

Legend:
* Includes breaks during and between games



RESULTS

比赛成绩单 (分场次详表) / RÉSULTATS

PAASKE Lars / RASMUSSEN Jonas (DEN) bt LOGOSZ Michal / MATEUSIAK Robert (POL)
17-21 21-11 21-15

| | | Match | Game 1 | Game 2 | Game 3 |
|--|------------|----------|-----------|-----------|-----------|
| PAASKE Lars RASMUSSEN Jonas | DEN | 2 | 17 | 21 | 21 |
| LOGOSZ Michal MATEUSIAK Robert | POL | 1 | 21 | 11 | 15 |
| Duration*(min) | | 59 | 19 | 14 | 19 |
| Longest rally (sec) | | 22 | 22 | 17 | 20 |
| Longest rally (strokes) | | 25 | 25 | 24 | 21 |
| Average rally (sec) | | 7 | 7 | 7 | 7 |
| Average rally (strokes) | | 7 | 7 | 6 | 7 |
| Shuttles used | | 13 | 7 | 2 | 4 |

Court: 1 **Match Number: MD10**
Umpire: NGUYEN PHAM Duy Anh (VIE)
Service Judge: ZHANG Peihua (CHN)

| | PAASKE Lars RASMUSSEN Jonas | | | LOGOSZ Michal MATEUSIAK Robert | | |
|---|--------------------------------|--------|--------|-----------------------------------|--------|--------|
| | Game 1 | Game 2 | Game 3 | Game 1 | Game 2 | Game 3 |
| Match Points | | | 3 | | | |
| Game Points | | 2 | | 2 | | |
| Points scored without service | 12 | 11 | 11 | 12 | 10 | 11 |
| Points scored with service | 5 | 10 | 10 | 9 | 1 | 4 |
| Biggest scoring run without change of service | 2 | 5 | 7 | 2 | 1 | 1 |
| Biggest lead | 1 | 10 | 8 | 4 | | |
| Biggest comeback to win | | | | 1 | | |
| Service faults | 1 | | | 1 | | |
| Penalties (Yellow, Red and Black Card) | | | | | | |

| | | | | | | | | | | | | | | | | | | | | | | | | | | | | | |
|---|------------------|---|---|---|---|---|---|--|---|---|---|---|---|---|----|----|----|----|----|----|----|--|--|----|----|----|----|----|----|
| 1 | PAASKE Lars | | 1 | | | 3 | | | | 5 | 6 | 7 | | | | 9 | 10 | | | 13 | 14 | | | 16 | | | | | |
| | RASMUSSEN Jonas | | | 2 | | | 4 | | | | | | | 8 | | | | | 11 | 12 | | | | | 15 | | | 20 | 17 |
| | LOGOSZ Michal | | 2 | | | 4 | 5 | | | | | 7 | 8 | 9 | | | | 12 | 13 | | | | | 15 | 16 | | | | |
| | MATEUSIAK Robert | 1 | | | 3 | | | | 6 | | | | | | 10 | 11 | | | | | 14 | | | | 17 | 18 | 19 | | 21 |

| | | | | | | | | | | | | | | | | | | | | | | | | | | | | |
|---|------------------|---|---|---|---|---|---|---|---|---|---|---|----|----|----|----|----|---|--|----|----|----|----|----|--|----|----|--|
| 2 | PAASKE Lars | | | 2 | | | | 5 | 6 | | | | | | | 13 | | | | 15 | 16 | 17 | 18 | | | 20 | | |
| | RASMUSSEN Jonas | 1 | | | 3 | 4 | | | | 7 | 8 | 9 | 10 | 11 | 12 | | 14 | | | | | | | 19 | | | 21 | |
| | LOGOSZ Michal | | | 2 | | | | | 5 | | | | | | | 7 | | | | | | | 9 | | | 11 | | |
| | MATEUSIAK Robert | | 1 | | | | 3 | 4 | | | | | | | 6 | | | 8 | | | | | | 10 | | | | |

| | | | | | | | | | | | | | | | | | | | | | | | | | | | | | | |
|---|------------------|---|---|---|---|---|---|---|---|---|---|---|---|----|---|--|--|---|----|----|----|----|----|----|----|--|----|----|----|----|
| 3 | PAASKE Lars | 1 | 2 | 3 | 4 | 5 | 6 | 7 | | 9 | | | | 11 | | | | | 15 | | | | 17 | | | | 19 | 20 | | |
| | RASMUSSEN Jonas | | | | | | | | 8 | | | | | 10 | | | | | 12 | 13 | 14 | | | 16 | | | 18 | | | 21 |
| | LOGOSZ Michal | | | | | | 1 | | | | 3 | | | | 6 | | | | 8 | 9 | | | 11 | 12 | | | | 14 | 15 | |
| | MATEUSIAK Robert | | | | | | | 2 | | | | 4 | 5 | | | | | 7 | | | | 10 | | | 13 | | | | | |

Note:
Match points will only be recorded as such, and not also as game points

Legend:
* Includes breaks during and between games



RESULTS

比赛成绩单（分场次详表） / RÉSULTATS

LEE Jaejin / HWANG Jiman (KOR) bt MASUDA Keita / OHTSUKA Tadashi (JPN)
21-12 18-21 21-9

| | | Match | Game 1 | Game 2 | Game 3 |
|-------------------------|------------|----------|-----------|-----------|-----------|
| LEE Jaejin | KOR | 2 | 21 | 18 | 21 |
| HWANG Jiman | | | | | |
| MASUDA Keita | JPN | 1 | 12 | 21 | 9 |
| OHTSUKA Tadashi | | | | | |
| Duration*(min) | | 52 | 13 | 20 | 14 |
| Longest rally (sec) | | 67 | 34 | 67 | 23 |
| Longest rally (strokes) | | 37 | 37 | 36 | 26 |
| Average rally (sec) | | 12 | 11 | 13 | 11 |
| Average rally (strokes) | | 9 | 9 | 10 | 10 |
| Shuttles used | | 24 | 6 | 10 | 8 |

Court: 1 **Match Number:** MD11
Umpire: SCHORMANS Marcel (NED)
Service Judge: CAVERT Gilles (FRA)

| | | LEE Jaejin HWANG Jiman | | | MASUDA Keita OHTSUKA Tadashi | | |
|---|--|---------------------------|--------|--------|---------------------------------|--------|--------|
| | | Game 1 | Game 2 | Game 3 | Game 1 | Game 2 | Game 3 |
| Match Points | | | | 1 | | | |
| Game Points | | 1 | | | | 3 | |
| Points scored without service | | 8 | 11 | 7 | 8 | 13 | 6 |
| Points scored with service | | 13 | 7 | 14 | 4 | 8 | 3 |
| Biggest scoring run without change of service | | 4 | 2 | 5 | 1 | 3 | 2 |
| Biggest lead | | 9 | | 12 | | 7 | |
| Biggest comeback to win | | | | | | | |
| Service faults | | | | | | | |
| Penalties (Yellow, Red and Black Card) | | | | | | | |

| | | | | | | | | | | | | | | | | | | | | | | | | | | | | | | | | | |
|---|-----------------|--|---|---|---|---|---|---|---|---|--|---|---|----|----|--|---|---|--|--|----|--|----|----|----|----|----|--|--|--|----|----|----|
| 1 | LEE Jaejin | | | | | 3 | 4 | 5 | 6 | 7 | | | | 11 | 12 | | | | | | 16 | | | | 18 | | | | | | | | |
| | HWANG Jiman | | 1 | 2 | | | | | | | | 8 | 9 | 10 | | | | | | | | | 13 | 14 | 15 | | 17 | | | | 19 | 20 | 21 |
| | MASUDA Keita | | | | 1 | | | | | | | | | 3 | 4 | | | | | | | | 7 | | | 10 | 11 | | | | | | |
| | OHTSUKA Tadashi | | | | | | | | | 2 | | | | | | | 5 | 6 | | | | | | | 8 | 9 | | | | | 12 | | |

| | | | | | | | | | | | | | | | | | | | | | | | | | | | | | | | | | | | |
|---|-----------------|--|---|---|---|---|---|---|--|---|---|---|--|---|---|---|---|--|--|--|---|--|--|--|--|----|----|----|----|----|----|----|----|----|--|
| 2 | LEE Jaejin | | | | 1 | | | | | 3 | 4 | 5 | | | 7 | | | | | | 9 | | | | | | 13 | 14 | | | | | 17 | 18 | |
| | HWANG Jiman | | | | | | 2 | | | | | | | 6 | | | | | | | | | | | | 10 | 11 | 12 | | | | 15 | 16 | | |
| | MASUDA Keita | | 1 | 2 | 3 | | | 5 | | | | | | | 7 | 8 | | | | | | | | | | | | | | | 20 | | | | |
| | OHTSUKA Tadashi | | | | | 4 | | | | | | | | | 6 | 7 | 8 | | | | | | | | | | | 12 | 13 | 14 | 15 | 16 | 19 | 21 | |

| | | | | | | | | | | | | | | | | | | | | | | | | | | | | | | | | | | | | |
|---|-----------------|--|---|---|--|---|---|---|---|---|---|---|---|---|----|----|----|--|--|--|--|--|--|--|--|--|----|----|----|----|--|---|--|----|----|----|
| 3 | LEE Jaejin | | 1 | 2 | | | | | | | | | | 9 | 10 | 11 | 12 | | | | | | | | | | 15 | 16 | 17 | 18 | | | | 19 | 20 | 21 |
| | HWANG Jiman | | | | | 3 | 4 | 5 | 6 | 7 | 8 | | | | | | | | | | | | | | | | | | | | | | | | | |
| | MASUDA Keita | | | 1 | | | | | | | | | | | | 5 | 6 | | | | | | | | | | | | | 8 | | | | | | |
| | OHTSUKA Tadashi | | | | | | | | | | 2 | 3 | 4 | | | | | | | | | | | | | | | | | | | 7 | | | 9 | |

Note:
Match points will only be recorded as such, and not also as game points

Legend:
* Includes breaks during and between games



RESULTS

比赛成绩单 (分场次详表) / RÉSULTATS

CAI Yun / FU Haifeng (CHN) bt BACH Howard / MALAYTHONG Bob (USA)
21-9 21-10

| | | Match | Game 1 | Game 2 | Game 3 |
|---|------------|----------|-----------|-----------|--------|
| CAI Yun (2) FU Haifeng | CHN | 2 | 21 | 21 | |
| BACH Howard MALAYTHONG Bob | USA | 0 | 9 | 10 | |
| Duration*(min) | | 29 | 14 | 13 | |
| Longest rally (sec) | | 24 | 24 | 16 | |
| Longest rally (strokes) | | 24 | 24 | 18 | |
| Average rally (sec) | | 8 | 10 | 7 | |
| Average rally (strokes) | | 8 | 10 | 7 | |
| Shuttles used | | 17 | 11 | 6 | |

Court: 1 **Match Number: MD12**
Umpire: NIXEY Lynne (NZL)
Service Judge: COCKER Peter (AUS)

| | CAI Yun FU Haifeng | | | BACH Howard MALAYTHONG Bob | | |
|---|-----------------------|--------|--------|-------------------------------|--------|--------|
| | Game 1 | Game 2 | Game 3 | Game 1 | Game 2 | Game 3 |
| Match Points | | 1 | | | | |
| Game Points | 2 | | | | | |
| Points scored without service | 8 | 8 | | 7 | 8 | |
| Points scored with service | 13 | 13 | | 2 | 2 | |
| Biggest scoring run without change of service | 7 | 7 | | 1 | 1 | |
| Biggest lead | 12 | 11 | | | 1 | |
| Biggest comeback to win | | 1 | | | | |
| Service faults | | | | | | |
| Penalties (Yellow, Red and Black Card) | | | | | | |

| | | | | | | | | | | | | | | | | | | | | | | | | |
|---|----------------|---|---|---|---|---|---|---|---|---|----|----|----|----|---|--|--|--|----|----|---|--|----|----|
| 1 | CAI Yun | | | | | | | | | 9 | 10 | 11 | | | | | | | 17 | 18 | | | 21 | |
| | FU Haifeng | 1 | 2 | 3 | 4 | 5 | 6 | 7 | 8 | | | | 12 | 13 | | | | | 15 | 16 | | | 19 | 20 |
| | BACH Howard | | | | | | | | | | | | 3 | | | | | | | | 8 | | | |
| | MALAYTHONG Bob | | | | | | | | 1 | 2 | | | | | 4 | | | | 6 | 7 | | | | 9 |

| | | | | | | | | | | | | | | | | | | | | | | | | | | |
|---|----------------|---|---|---|---|---|---|---|---|---|---|---|---|---|----|----|----|----|----|----|----|----|----|----|----|----|
| 2 | CAI Yun | 1 | | | | 4 | | | | 6 | | | 8 | 9 | 10 | | | | | | | | | 19 | 20 | 21 |
| | FU Haifeng | | | 2 | 3 | | | | 5 | | | 7 | | | | 11 | 12 | 13 | 14 | 15 | 16 | 17 | 18 | | | |
| | BACH Howard | | | | 2 | | | | 5 | 6 | | | 8 | | | | | | | | | | | 10 | | |
| | MALAYTHONG Bob | | 1 | | | | 3 | 4 | | | 7 | | | | 9 | | | | | | | | | | | |

Note:
Match points will only be recorded as such, and not also as game points

Legend:
* Includes breaks during and between games



RESULTS

比赛成绩单 (分场次详表) / RÉSULTATS

KIDO Markis / SETIAWAN Hendra (INA) bt PAASKE Lars / RASMUSSEN Jonas (DEN)
21-19 21-17

| | | Match | Game 1 | Game 2 | Game 3 |
|-------------------------|------------|----------|-----------|-----------|--------|
| KIDO Markis (1) | INA | 2 | 21 | 21 | |
| SETIAWAN Hendra | | | | | |
| PAASKE Lars | DEN | 0 | 19 | 17 | |
| RASMUSSEN Jonas | | | | | |
| Duration*(min) | | 33 | 16 | 14 | |
| Longest rally (sec) | | 25 | 25 | 17 | |
| Longest rally (strokes) | | 28 | 28 | 19 | |
| Average rally (sec) | | 6 | 7 | 6 | |
| Average rally (strokes) | | 5 | 6 | 5 | |
| Shuttles used | | 15 | 9 | 6 | |

Court: 1 **Match Number: MD13**
Umpire: SHON Hee-Joo (KOR)
Service Judge: CAVERT Gilles (FRA)

| | KIDO Markis SETIAWAN Hendra | | | PAASKE Lars RASMUSSEN Jonas | | |
|---|--------------------------------|--------|--------|--------------------------------|--------|--------|
| | Game 1 | Game 2 | Game 3 | Game 1 | Game 2 | Game 3 |
| Match Points | | 1 | | | | |
| Game Points | 2 | | | | | |
| Points scored without service | 14 | 9 | | 14 | 12 | |
| Points scored with service | 7 | 12 | | 5 | 5 | |
| Biggest scoring run without change of service | 3 | 8 | | 1 | 3 | |
| Biggest lead | 4 | 7 | | 2 | | |
| Biggest comeback to win | 2 | | | | | |
| Service faults | | | | 1 | | |
| Penalties (Yellow, Red and Black Card) | | | | | | |

| | | | | | | | | | | | | | | | | | | | | | | | | | | | | | | | | | | | | | | | | | |
|---|-----------------|---|---|---|---|---|---|---|---|--|---|---|---|---|----|----|--|--|--|----|----|----|--|----|----|----|--|----|----|----|----|--|--|----|----|----|--|--|----|----|----|
| 1 | KIDO Markis | | | | | 3 | 4 | 5 | 6 | | | | | 9 | 10 | | | | | 12 | | | | | 15 | | | | | 17 | | | | | 19 | | | | | 21 | |
| | SETIAWAN Hendra | | 1 | 2 | | | | | | | 7 | 8 | | | | 11 | | | | | 13 | 14 | | | | 16 | | | | | 18 | | | | | 20 | | | | | 21 |
| | PAASKE Lars | | | | 3 | | | | | | | 5 | 6 | | | 9 | | | | | 11 | | | | 13 | | | | | 16 | 17 | | | | | 19 | | | | | 21 |
| | RASMUSSEN Jonas | 1 | 2 | | | | | | 4 | | | | | 7 | 8 | | | | | 10 | | | | 12 | | | | 14 | 15 | | | | | 18 | | | | | 21 | | |

| | | | | | | | | | | | | | | | | | | | | | | | | | | | | | | | | | | | | | |
|---|-----------------|---|---|---|---|---|--|---|---|---|---|---|---|--|---|--|--|----|----|----|--|--|----|----|----|----|----|----|----|----|----|----|----|----|----|--|----|
| 2 | KIDO Markis | 1 | 2 | 3 | | | | 5 | | | | | 8 | | | | | 10 | 11 | | | | | 13 | 14 | 15 | 16 | 17 | | | | | 19 | 20 | 21 | | |
| | SETIAWAN Hendra | | | | 4 | | | | 6 | | | | 9 | | | | | 12 | | | | | 18 | | | | | | | | | | | | | | 21 |
| | PAASKE Lars | | | | | 2 | | | | 4 | 5 | 6 | | | 8 | | | | | 10 | | | | | | | | | 14 | 15 | 16 | 17 | | | | | 21 |
| | RASMUSSEN Jonas | | | 1 | | | | 3 | | | | | 7 | | | | | 9 | | | | | 11 | 12 | 13 | | | | | | | | | 21 | | | |

Note:
Match points will only be recorded as such, and not also as game points

Legend:
* Includes breaks during and between games



RESULTS

比赛成绩单 (分场次详表) / RÉSULTATS

CAI Yun / FU Haifeng (CHN) bt LEE Jaejin / HWANG Jiman (KOR)
22-20 21-8

| | | Match | Game 1 | Game 2 | Game 3 |
|---|-----|-------|--------|--------|--------|
| CAI Yun (2) FU Haifeng | CHN | 2 | 22 | 21 | |
| LEE Jaejin HWANG Jiman | KOR | 0 | 20 | 8 | |
| Duration*(min) | | 36 | 21 | 12 | |
| Longest rally (sec) | | 29 | 29 | 12 | |
| Longest rally (strokes) | | 29 | 29 | 14 | |
| Average rally (sec) | | 8 | 8 | 6 | |
| Average rally (strokes) | | 7 | 8 | 5 | |
| Shuttles used | | 10 | 7 | 3 | |

Court: 1 **Match Number:** MD14
Umpire: JAMES Philip (GBR)
Service Judge: FOSSTO Hakan (SWE)

| | CAI Yun FU Haifeng | | | LEE Jaejin HWANG Jiman | | |
|---|-----------------------|--------|--------|---------------------------|--------|--------|
| | Game 1 | Game 2 | Game 3 | Game 1 | Game 2 | Game 3 |
| Match Points | | 1 | | | | |
| Game Points | 4 | | | | | |
| Points scored without service | 13 | 7 | | 13 | 7 | |
| Points scored with service | 9 | 14 | | 7 | 1 | |
| Biggest scoring run without change of service | 2 | 6 | | 2 | 1 | |
| Biggest lead | 4 | 13 | | | 1 | |
| Biggest comeback to win | | 1 | | | | |
| Service faults | 3 | 1 | | | | |
| Penalties (Yellow, Red and Black Card) | | | | | | |

| | | | | | | | | | | | | | | | | | | | | | | | | | | | | | | | | | | | | | | |
|---|-------------|--|---|---|---|--|--|--|---|---|---|---|---|----|----|--|---|----|----|----|----|--|--|----|----|--|--|----|--|----|----|--|--|----|----|----|----|--|
| 1 | CAI Yun | | 1 | 2 | | | | | | | | | 9 | 10 | 11 | | | 13 | | | | | | 15 | 16 | | | | | 18 | | | | 20 | | | | |
| | FU Haifeng | | | | 3 | | | | | 7 | 8 | | | | | | | | | 14 | | | | 17 | | | | | | | 19 | | | | | 21 | 22 | |
| | LEE Jaejin | | | 1 | | | | | 3 | 4 | | | | 8 | | | | 10 | 11 | | | | | 13 | 14 | | | | | 16 | | | | 18 | 19 | 20 | | |
| | HWANG Jiman | | | | 2 | | | | | | 5 | 6 | 7 | | | | 9 | | | | 12 | | | | 15 | | | 17 | | | | | | | | | | |

| | | | | | | | | | | | | | | | | | | | | | | | | | | | | | | | | | | | | | | |
|---|-------------|--|--|---|---|---|--|--|---|---|--|--|---|---|---|--|--|--|--|--|---|---|----|----|----|----|----|--|---|---|--|--|--|--|----|----|----|----|
| 2 | CAI Yun | | | | 2 | 3 | | | | | | | 5 | 6 | 7 | | | | | | | | | 15 | 16 | 17 | | | | | | | | | | | | |
| | FU Haifeng | | | 1 | | | | | | | | | | | | | | | | | 8 | 9 | 10 | 11 | 12 | 13 | 14 | | | | | | | | 18 | 19 | 20 | 21 |
| | LEE Jaejin | | | 1 | | | | | 3 | 4 | | | | | 5 | | | | | | | | | | | | 8 | | | | | | | | | | | |
| | HWANG Jiman | | | | 2 | | | | | 4 | | | | | | | | | | | | | | | | | | | 6 | 7 | | | | | | | | |

Note:
Match points will only be recorded as such, and not also as game points

Legend:
* Includes breaks during and between games



RESULTS

比赛成绩单 (分场次详表) / RÉSULTATS

LEE Jaejin / HWANG Jiman (KOR) bt PAASKE Lars / RASMUSSEN Jonas (DEN)
13-21 21-18 21-17

| | | Match | Game 1 | Game 2 | Game 3 |
|--------------------------------|-----|-------|--------|--------|--------|
| LEE Jaejin HWANG Jiman | KOR | 2 | 13 | 21 | 21 |
| PAASKE Lars RASMUSSEN Jonas | DEN | 1 | 21 | 18 | 17 |
| Duration*(min) | | 61 | 16 | 23 | 17 |
| Longest rally (sec) | | 46 | 22 | 46 | 18 |
| Longest rally (strokes) | | 59 | 27 | 59 | 18 |
| Average rally (sec) | | 9 | 9 | 10 | 7 |
| Average rally (strokes) | | 9 | 10 | 11 | 6 |
| Shuttles used | | 23 | 10 | 8 | 5 |

Court: 1 **Match Number: MD15**
Umpire: NATU Girish (IND)
Service Judge: BRESLIN Cormac (IRL)

| | LEE Jaejin HWANG Jiman | | | PAASKE Lars RASMUSSEN Jonas | | |
|---|---------------------------|--------|--------|--------------------------------|--------|--------|
| | Game 1 | Game 2 | Game 3 | Game 1 | Game 2 | Game 3 |
| Match Points | | | 2 | | | |
| Game Points | | 1 | | 1 | | |
| Points scored without service | 9 | 9 | 12 | 10 | 8 | 13 |
| Points scored with service | 4 | 12 | 9 | 11 | 10 | 4 |
| Biggest scoring run without change of service | 2 | 3 | 5 | 4 | 5 | 2 |
| Biggest lead | 1 | 4 | 8 | 8 | 4 | |
| Biggest comeback to win | | 4 | | 1 | | |
| Service faults | | | | | | |
| Penalties (Yellow, Red and Black Card) | | | | | | |

| | | | | | | | | | | | | | | | | | | | | | | |
|---|-----------------|---|-------|--|-------|--|-----------|--|--|-----|----|-------|---|-------|--|----|----------|--|--|----|--|-------|
| 1 | LEE Jaejin | | | | 2 3 4 | | | | | | 7 | | | 9 | | | 11 | | | 13 | | |
| | HWANG Jiman | 1 | | | | | | | | 5 6 | | | 8 | | | 10 | | | | 12 | | |
| | PAASKE Lars | | | | | | 4 5 6 7 8 | | | | 10 | | | 13 | | | 16 17 18 | | | | | 20 21 |
| | RASMUSSEN Jonas | | 1 2 3 | | | | | | | 9 | | 11 12 | | 14 15 | | | 19 | | | | | |

| | | | | | | | | | | | | | | | | | | | | | | |
|---|-----------------|---|---------|--|---|---|---------|-----|---|-----|-------|-------------------|--|--|--|--|----------|--|--|--|----|-------------------|
| 2 | LEE Jaejin | 1 | | | | 6 | | | | | 9 | | | | | | 12 13 14 | | | | | 16 17 18 19 20 21 |
| | HWANG Jiman | | 2 3 4 5 | | | | | 7 8 | | | 10 11 | | | | | | 15 | | | | | |
| | PAASKE Lars | | | | 2 | | | | 7 | | | 10 11 12 13 14 15 | | | | | | | | | 18 | |
| | RASMUSSEN Jonas | | 1 | | | | 3 4 5 6 | | | 8 9 | | | | | | | 16 17 | | | | | |

| | | | | | | | | | | | | | | | | | | | | | | | | |
|---|-----------------|---|---------|--|---|---|----------|--|--|----|----|---|----|-------|--------|----|----|--|-------|----|----|-------|----|----|
| 3 | LEE Jaejin | | 2 3 4 5 | | | | 7 8 9 10 | | | 12 | | | 15 | | | 17 | | | | | 19 | | | 21 |
| | HWANG Jiman | 1 | | | | 6 | | | | | 11 | | | 13 14 | | | 16 | | | 18 | | | 20 | |
| | PAASKE Lars | | | | 2 | | | | | 4 | | 6 | | | 8 9 10 | | | | 12 13 | | | 15 16 | | |
| | RASMUSSEN Jonas | | 1 | | | | 3 | | | | 5 | | | 7 | | | 11 | | | 14 | | | 17 | |

Note:
Match points will only be recorded as such, and not also as game points

Legend:
* Includes breaks during and between games



RESULTS

比赛成绩单 (分场次详表) / RÉSULTATS

KIDO Markis / SETIAWAN Hendra (INA) bt CAI Yun / FU Haifeng (CHN)
12-21 21-11 21-16

| | | Match | Game 1 | Game 2 | Game 3 |
|-------------------------|------------|----------|-----------|-----------|-----------|
| KIDO Markis (1) | INA | 2 | 12 | 21 | 21 |
| SETIAWAN Hendra | | | | | |
| CAI Yun (2) | CHN | 1 | 21 | 11 | 16 |
| FU Haifeng | | | | | |
| Duration*(min) | | 49 | 14 | 12 | 17 |
| Longest rally (sec) | | 22 | 21 | 22 | 22 |
| Longest rally (strokes) | | 27 | 26 | 27 | 26 |
| Average rally (sec) | | 8 | 8 | 7 | 9 |
| Average rally (strokes) | | 8 | 8 | 6 | 8 |
| Shuttles used | | 19 | 7 | 5 | 7 |

Court: 1 **Match Number: MD16**
Umpire: KONG Elaine (USA)
Service Judge: WALKER Michael (CAN)

| | KIDO Markis SETIAWAN Hendra | | | CAI Yun FU Haifeng | | |
|---|--|--------|--------|-------------------------------|--------|--------|
| | Game 1 | Game 2 | Game 3 | Game 1 | Game 2 | Game 3 |
| Match Points | | | 5 | | | |
| Game Points | | 1 | | 1 | | |
| Points scored without service | 8 | 10 | 10 | 9 | 9 | 10 |
| Points scored with service | 4 | 11 | 11 | 12 | 2 | 6 |
| Biggest scoring run without change of service | 2 | 3 | 2 | 5 | 1 | 3 |
| Biggest lead | | 10 | 8 | 10 | | 1 |
| Biggest comeback to win | | | 1 | | | |
| Service faults | | | | | 1 | |
| Penalties (Yellow, Red and Black Card) | | | | | | |

| | | | | | | | | | | | | | | | | | | | | | | | | | | | | | | |
|---|-----------------|---|---|---|---|---|---|---|---|---|---|---|---|----|----|----|---|--|--|--|--|--|----|----|----|----|----|----|----|----|
| 1 | KIDO Markis | | | | 2 | 3 | | | | | 5 | | | | | 7 | 8 | | | | | | 10 | 11 | 12 | | | | | |
| | SETIAWAN Hendra | | 1 | | | | | | 4 | | | 6 | | | | | | | | | | | | | | | | | | |
| | CAI Yun | | | 2 | 3 | | | | | 7 | | | 9 | 10 | 11 | 12 | | | | | | | 14 | 15 | 16 | 17 | 18 | 19 | | |
| | FU Haifeng | 1 | | | | | 4 | 5 | 6 | | | | 8 | | | | | | | | | | | | | | | | 20 | 21 |

| | | | | | | | | | | | | | | | | | | | | | | | | | | | | | | | |
|---|-----------------|---|---|---|---|---|---|---|---|---|---|---|----|----|----|----|----|---|--|--|--|----|--|--|----|---|----|----|----|----|--|
| 2 | KIDO Markis | | | 2 | 3 | 4 | 5 | | | 7 | 8 | 9 | | | 12 | 13 | 14 | | | | | 16 | | | | | 18 | 19 | 20 | 21 | |
| | SETIAWAN Hendra | 1 | | | | | | 6 | | | | | 10 | 11 | | | | | | | | | | | | | | | | | |
| | CAI Yun | | | | | | 2 | | | | | 4 | 5 | | | | | 7 | | | | | | | 10 | | | | | | |
| | FU Haifeng | | 1 | | | | | | 3 | | | | | | 6 | | | | | | | | | | | 8 | 9 | | | 11 | |

| | | | | | | | | | | | | | | | | | | | | | | | | | | | | | | | |
|---|-----------------|---|---|---|---|---|---|---|---|--|---|---|----|----|--|----|---|---|--|--|--|--|--|--|--|----|---|--|--|----|----|
| 3 | KIDO Markis | | | | | 4 | 5 | 6 | | | | | 10 | 11 | | | | | | | | | | | | | | | | | 21 |
| | SETIAWAN Hendra | | 1 | 2 | 3 | | | | | | 7 | 8 | 9 | | | 12 | | | | | | | | | | | | | | | |
| | CAI Yun | | | | 2 | | | | | | | | 4 | | | | 8 | | | | | | | | | 10 | | | | | |
| | FU Haifeng | 1 | | | | | | | 3 | | | | | | | 5 | 6 | 7 | | | | | | | | | 9 | | | 11 | 12 |

Note:
Match points will only be recorded as such, and not also as game points

Legend:
* Includes breaks during and between games



RESULTS BRACKET As of 16 AUG 2008

小项单淘汰成绩单 / TABLEAU DES MATCHS AVEC RÉSULTATS

| Round of 16 | Quarterfinal | Semifinal | Final | Winner | |
|--|--|--|---|--|----------------------------------|
| 1. KIDO Markis/SETIAWAN Hendra 53941 (1) INA | KIDO/SETIAWAN 22-20, 10-21, 21-17 60' | KIDO/SETIAWAN 21-16, 21-18 34' | KIDO/SETIAWAN 21-19, 21-17 33' | Gold Medal Match KIDO/SETIAWAN 12-21, 21-11, 21-16 49' | |
| 2. GUO Zhendong/XIE Zhongbo 55740 CHN | | | | | |
| 3. KOO Kien Keat/TAN Boon Heong 95218 MAS | KOO/TAN 21-12, 21-16 34' | | | | |
| 4. IKEDA Shintaro/SAKAMOTO Shuichi 58315 JPN | | | | | |
| 5. CHUNG Jaesung/LEE Yongdae 60571 (3) KOR | PAASKE/RASMUSSEN 21-16, 21-19 43' | PAASKE/RASMUSSEN 17-21, 21-11, 21-15 59' | CAI/FU 22-20, 21-8 36' | | |
| 6. PAASKE Lars/RASMUSSEN Jonas 26876 DEN | | | | | |
| 7. LOGOSZ Michal/MATEUSIAK Robert 50589 POL | LOGOSZ/MATEUSIAK 21-13, 21-16 32' | LEE/HWANG 21-12, 18-21, 21-9 52' | | | CAI/FU 21-9, 21-10 29' |
| 8. SMITH Ross/WARFE Glenn 56851 AUS | | | | | |
| 9. CHANDRA Alvent Yulianto/HADIYANTO L 27111 INA | MASUDA/OHTSUKA 19-21, 21-14, 21-14 61' | LEE/HWANG 20-22, 21-13, 21-16 55' | CAI/FU 21-12, 21-11 33' | | |
| 10. MASUDA Keita/OHTSUKA Tadashi 14549 JPN | | | | | |
| 11. LEE Jaejin/HWANG Jiman 55709 KOR | LEE/HWANG 20-22, 21-13, 21-16 55' | BACH/MALAYTHONG 21-10, 21-16 20' | | LEE/HWANG 13-21, 21-18, 21-17 61' | |
| 12. CHOONG Tan Fook/LEE Wan Wah 14847 (4) MAS | | | | | |
| 13. DEDNAM Chris/DEDNAM Roelof 56389 RSA | BACH/MALAYTHONG 21-10, 21-16 20' | CAI/FU 21-12, 21-11 33' | LEE/HWANG 13-21, 21-18, 21-17 61' | | |
| 14. BACH Howard/MALAYTHONG Bob 52135 USA | | | | | |
| 15. ERIKSEN Jens/LUNDGAARD Martin 26875 DEN | CAI/FU 21-12, 21-11 33' | | | | |
| 16. CAI Yun/FU Haifeng 53854 (2) CHN | | | | | |
| | | PAASKE/RASMUSSEN | Bronze Medal Match | | |
| | | LEE/HWANG | LEE/HWANG 13-21, 21-18, 21-17 61' | | |
| | | LEE/HWANG | | | |



TOURNAMENT STATISTICS As of 16 AUG 2008
小项竞赛数据统计表 / STATISTIQUES DU TOURNOI

| Statistics | Round of 16 | Quarter finals | Semifinals | Medal Matches | Total |
|-----------------------------------|-------------|----------------|------------|---------------|---------|
| Number of matches | 8 | 4 | 2 | 2 | 16 |
| Number of games | 19 | 10 | 4 | 6 | 39 |
| Total points scored | 685 | 345 | 149 | 213 | 1392 |
| Total duration time (hours) | 5:38 | 2:54 | 1:09 | 1:50 | 11:31 |
| Average match duration (minutes) | 42' | 43' | 34' | 55' | 43' |
| Longest match duration (minutes) | 61' MD5 | 59' MD10 | 36' MD14 | 61' MD15 | 61' MD5 |
| Shortest match duration (minutes) | 20' MD7 | 29' MD12 | 33' MD13 | 49' MD16 | 20' MD7 |
| Total shuttles used | 135 | 66 | 25 | 42 | 268 |
| Average shuttles used per match | 16.9 | 16.5 | 12.5 | 21 | 16.8 |
| Penalties (Yellow Card) | 0 | 0 | 0 | 0 | 0 |
| Penalties (Red Card) | 0 | 0 | 0 | 0 | 0 |
| Penalties (Black Card) | 0 | 0 | 0 | 0 | 0 |
| Longest rally (seconds) | 52 | 67 | 29 | 46 | |
| Longest rally (strokes) | 63 | 55 | 29 | 59 | |

Note:
This report is updated ONLY after the end of a round

Legend:
MD Men's Doubles



ENTRY LIST BY EVENT As of 17 AUG 2008

小项参赛运动员报名表 / LISTE DES INSCRITS PAR ÉPREUVE

| World Ranking as of 1 MAY 2008 | Pair | BWF Number | NOC Code | Date of Birth |
|-----------------------------------|---|------------|----------|----------------------------|
| 1 | YANG Wei ZHANG Jiewen | 53756 | CHN | 13 JAN 1979 4 JAN 1981 |
| 2 | DU Jing YU Yang | 55743 | CHN | 23 JUN 1984 7 APR 1986 |
| 3 | WEI Yili ZHANG Yawen | 52351 | CHN | 24 JUN 1982 9 MAR 1985 |
| 4 | LEE Hyojung LEE Kyungwon | 25875 | KOR | 13 JAN 1981 21 JAN 1980 |
| 5 | CHENG Wen-Hsing CHIEN Yu-Chin | 18491 | TPE | 24 FEB 1982 24 OCT 1982 |
| 6 | EMMS Gail KELLOGG Donna | 23987 | GBR | 23 JUL 1977 20 JAN 1978 |
| 7 | OGURA Kumiko SHIOTA Reiko | 52238 | JPN | 5 JUL 1983 30 SEP 1983 |
| 8 | MAEDA Miyuki SUETSUNA Satoko | 57398 | JPN | 14 OCT 1985 30 JAN 1981 |
| 9 | LILIYANA MARISSA Vita | 38596 | INA | 9 SEP 1985 4 JAN 1981 |
| 10 | CHIN Eei Hui WONG Pei Tty | 26779 | MAS | 18 JUN 1982 11 NOV 1981 |
| 11 | JIANG Yanmei LI Yujia | 55011 | SIN | 26 FEB 1981 18 JAN 1983 |
| 13 | JUHL Kamilla Rytter KRISTIANSEN Lena Frier | 26685 | DEN | 23 NOV 1983 12 MAR 1983 |
| 15 | HA Jungeun KIM Minjung | 59603 | KOR | 26 APR 1987 29 JUL 1986 |
| 36 | LEE Eva MANGKALAKIRI Mesinee | 54406 | USA | 7 AUG 1986 21 APR 1983 |
| 49 | LUIZ Tania TANAKA Eugenia | 69186 | AUS | 24 AUG 1983 9 MAR 1987 |
| 79 | BOTTS Chantal EDWARDS Michelle | 23929 | RSA | 30 MAR 1976 11 JUL 1974 |
| Total: 16 Entries | | | | |

Note:
All changes are available in INFO



RESULTS

比赛成绩单 (分场次详表) / RÉSULTATS

YANG Wei / ZHANG Jiewen (CHN) bt LILIYANA / MARISSA Vita (INA)
21-19 21-15

| | | Match | Game 1 | Game 2 | Game 3 |
|-------------------------|-----|-------|--------|--------|--------|
| YANG Wei (1) | CHN | 2 | 21 | 21 | |
| ZHANG Jiewen | | | | | |
| LILIYANA | INA | 0 | 19 | 15 | |
| MARISSA Vita | | | | | |
| Duration*(min) | | 40 | 18 | 19 | |
| Longest rally (sec) | | 97 | 61 | 97 | |
| Longest rally (strokes) | | 80 | 61 | 80 | |
| Average rally (sec) | | 17 | 15 | 19 | |
| Average rally (strokes) | | 13 | 12 | 15 | |
| Shuttles used | | 12 | 6 | 6 | |

Court: 2 Match Number: WD1
Umpire: WALKER Michael (CAN)
Service Judge: KONG Elaine (USA)

| | YANG Wei ZHANG Jiewen | | | LILIYANA MARISSA Vita | | |
|---|--------------------------|--------|--------|--------------------------|--------|--------|
| | Game 1 | Game 2 | Game 3 | Game 1 | Game 2 | Game 3 |
| Match Points | | 3 | | | | |
| Game Points | 1 | | | | | |
| Points scored without service | 10 | 7 | | 10 | 11 | |
| Points scored with service | 11 | 14 | | 9 | 4 | |
| Biggest scoring run without change of service | 5 | 10 | | 5 | 1 | |
| Biggest lead | 2 | 7 | | 6 | | |
| Biggest comeback to win | 6 | | | | | |
| Service faults | | 1 | | | | |
| Penalties (Yellow, Red and Black Card) | | | | | | |

| | | 1 | 2 | 3 | 4 | 5 | 6 | 7 | 8 | 9 | 10 | 11 | 12 | 13 | 14 | 15 | 16 | 17 | 18 | 19 | 20 | 21 |
|---|--------------|---|---|---|---|---|---|---|---|---|----|----|----|----|----|----|----|----|----|----|----|----|
| 1 | YANG Wei | | | | | | | | | | | | | | | | | | | | | |
| | ZHANG Jiewen | 1 | | | 3 | | | | | | | | 12 | | | | | | | | | |
| | LILIYANA | | 1 | | | | | | | | | | 13 | 14 | | | | | | | | |
| | MARISSA Vita | | | 2 | | 4 | 5 | 6 | 7 | 8 | 9 | | 11 | 12 | | 15 | | | | | | 18 |

| | | 1 | 2 | 3 | 4 | 5 | 6 | 7 | 8 | 9 | 10 | 11 | 12 | 13 | 14 | 15 | 16 | 17 | 18 | 19 | 20 | 21 | | |
|---|--------------|---|---|---|---|---|---|---|---|---|----|----|----|----|----|----|----|----|----|----|----|----|----|----|
| 2 | YANG Wei | | | | | | | | 8 | | | | | | | | | | | | | | | |
| | ZHANG Jiewen | | | | 4 | 5 | 6 | 7 | | | 9 | 10 | | | | | | | | | 20 | | 21 | |
| | LILIYANA | | | | | | | 3 | 4 | | | 6 | 7 | | | | | | 12 | | | | 14 | 15 |
| | MARISSA Vita | | | 1 | 2 | | | | | 5 | | | | 8 | 9 | 10 | 11 | | | | 13 | | | |

Note:
Match points will only be recorded as such, and not also as game points

Legend:
* Includes breaks during and between games



RESULTS

比赛成绩单 (分场次详表) / RÉSULTATS

MAEDA Miyuki / SUETSUNA Satoko (JPN) bt LUIZ Tania / TANAKA Eugenia (AUS)
21-4 21-8

| | | Match | Game 1 | Game 2 | Game 3 |
|---|------------|----------|-----------|-----------|--------|
| MAEDA Miyuki SUETSUNA Satoko | JPN | 2 | 21 | 21 | |
| LUIZ Tania TANAKA Eugenia | AUS | 0 | 4 | 8 | |
| Duration*(min) | | 23 | 9 | 12 | |
| Longest rally (sec) | | 28 | 23 | 28 | |
| Longest rally (strokes) | | 25 | 20 | 25 | |
| Average rally (sec) | | 11 | 11 | 11 | |
| Average rally (strokes) | | 8 | 8 | 9 | |
| Shuttles used | | 4 | 2 | 2 | |

Court: 3 **Match Number:** WD2
Umpire: BRESLIN Cormac (IRL)
Service Judge: YAU Lin Na (MAS)

| | MAEDA Miyuki SUETSUNA Satoko | | | LUIZ Tania TANAKA Eugenia | | |
|---|---------------------------------|--------|--------|------------------------------|--------|--------|
| | Game 1 | Game 2 | Game 3 | Game 1 | Game 2 | Game 3 |
| Match Points | | 1 | | | | |
| Game Points | 1 | | | | | |
| Points scored without service | 4 | 6 | | 3 | 6 | |
| Points scored with service | 17 | 15 | | 1 | 2 | |
| Biggest scoring run without change of service | 7 | 3 | | 1 | 1 | |
| Biggest lead | 17 | 13 | | 1 | | |
| Biggest comeback to win | 1 | | | | | |
| Service faults | | | | | | |
| Penalties (Yellow, Red and Black Card) | | | | | | |

| | | | | | | | | | | | | | | | | | | | | | | | | |
|---|-----------------|--|---|---|---|---|---|---|---|---|---|---|----|----|----|----|----|----|----|----|----|----|--|--|
| 1 | MAEDA Miyuki | | | | | 4 | 5 | 6 | 7 | 8 | | | | | | | | 17 | 18 | 19 | 20 | 21 | | |
| | SUETSUNA Satoko | | 1 | 2 | 3 | | | | | | | 9 | 10 | 11 | 12 | 13 | 14 | 15 | 16 | | | | | |
| | LUIZ Tania | | 1 | | | | | | | | 3 | | | | | | | | | | | | | |
| | TANAKA Eugenia | | | | 2 | | | | | | | | | | | | | | 4 | | | | | |

| | | | | | | | | | | | | | | | | | | | | | | | | | | |
|---|-----------------|---|---|---|---|---|---|---|---|---|---|---|---|----|----|----|----|---|----|----|---|----|----|----|----|----|
| 2 | MAEDA Miyuki | 1 | | | | | | 6 | 7 | | | | | 11 | 12 | 13 | 14 | | | | | 17 | 18 | 19 | 20 | 21 |
| | SUETSUNA Satoko | | | 2 | 3 | 4 | 5 | | | | | 8 | 9 | 10 | | | | | 15 | 16 | | | | | | |
| | LUIZ Tania | | | | | | 2 | 3 | | | | | | 6 | | | | | | | 8 | | | | | |
| | TANAKA Eugenia | | 1 | | | | | | | 4 | 5 | | | | | | | 7 | | | | | | | | |

Note:
Match points will only be recorded as such, and not also as game points

Legend:
* Includes breaks during and between games



RESULTS

比赛成绩单 (分场次详表) / RÉSULTATS

LEE Hyojung / LEE Kyungwon (KOR) bt CHIN Eei Hui / WONG Pei Tty (MAS)
21-14 21-19

| | | Match | Game 1 | Game 2 | Game 3 |
|---|------------|----------|-----------|-----------|--------|
| LEE Hyojung (4) LEE Kyungwon | KOR | 2 | 21 | 21 | |
| CHIN Eei Hui WONG Pei Tty | MAS | 0 | 14 | 19 | |
| Duration*(min) | | 39 | 18 | 18 | |
| Longest rally (sec) | | 50 | 50 | 24 | |
| Longest rally (strokes) | | 56 | 56 | 23 | |
| Average rally (sec) | | 13 | 14 | 11 | |
| Average rally (strokes) | | 11 | 12 | 9 | |
| Shuttles used | | 22 | 13 | 9 | |

Court: 1 **Match Number:** WD3
Umpire: FOSSTO Hakan (SWE)
Service Judge: FYRIE-DAHL Michael (NOR)

| | LEE Hyojung LEE Kyungwon | | | CHIN Eei Hui WONG Pei Tty | | |
|---|-----------------------------|--------|--------|------------------------------|--------|--------|
| | Game 1 | Game 2 | Game 3 | Game 1 | Game 2 | Game 3 |
| Match Points | | 2 | | | | |
| Game Points | 1 | | | | | |
| Points scored without service | 8 | 10 | | 7 | 10 | |
| Points scored with service | 13 | 11 | | 7 | 9 | |
| Biggest scoring run without change of service | 4 | 2 | | 2 | 6 | |
| Biggest lead | 7 | 5 | | 2 | 2 | |
| Biggest comeback to win | 2 | 2 | | | | |
| Service faults | | 1 | | | | |
| Penalties (Yellow, Red and Black Card) | | | | | | |

| | | | | | | | | | | | | | | | | | | | | | | | | | | | | | | | | | | | |
|---|---------------------|----------|---|---|----------|--|----------|----------|----------|---|---|----------|----------|----------|----------|-----------|-----------|-----------|-----------|--|--|--|--|-----------|-----------|-----------|--|-----------|-----------|--|-----------|-----------|-----------|--|--|
| 1 | LEE Hyojung | | | | 2 | | | | | | | 6 | 7 | 8 | 9 | 10 | | | | | | | | 14 | 15 | 16 | | | | | 19 | 20 | 21 | | |
| | LEE Kyungwon | 1 | | | | | 3 | 4 | 5 | | | | | | | | 11 | 12 | 13 | | | | | | | | | 17 | 18 | | | | | | |
| | CHIN Eei Hui | 1 | | | 4 | | | | | | | | | | | 7 | | | | | | | | | | | | 11 | | | | | | | |
| | WONG Pei Tty | | 2 | 3 | | | | | | 5 | 6 | | | | | | | | | | | | | | | | | | | | | | | | |

| | | | | | | | | | | | | | | | | | | | | | | | | | | | | | | | | | | | | | | | | | | | | | | | | | | | | |
|---|---------------------|----------|----------|----------|----------|---|--|----------|----------|----------|---|---|---|---|---|---|---|--|--|----------|----------|--|--|--|--|--|----------|-----------|-----------|--|--|--|--|-----------|-----------|--|--|--|--|--|-----------|--|--|--|--|--|-----------|-----------|-----------|--|--|--|
| 2 | LEE Hyojung | 1 | 2 | | | | | 5 | 6 | 7 | | | | | | | | | | 8 | | | | | | | 9 | 10 | | | | | | 14 | 15 | | | | | | 18 | | | | | | 19 | 20 | 21 | | | |
| | LEE Kyungwon | | | 3 | 4 | | | | | | | | | | | | | | | | 8 | | | | | | | 9 | 10 | | | | | | | | | | | | | | | | | | | | | | | |
| | CHIN Eei Hui | | | | | 2 | | | | | | | | | | | | | | | 10 | | | | | | | | | | | | | | | | | | | | | | | | | | | | | | | |
| | WONG Pei Tty | | | 1 | | | | | | | 3 | 4 | 5 | 6 | 7 | 8 | 9 | | | | | | | | | | | | | | | | | | | | | | | | | | | | | | | | | | | |

Note:
Match points will only be recorded as such, and not also as game points

Legend:
* Includes breaks during and between games



RESULTS

比赛成绩单 (分场次详表) / RÉSULTATS

JIANG Yanmei / LI Yujia (SIN) bt LEE Eva / MANGKALAKIRI Mesinee (USA)
21-12 21-12

| | | Match | Game 1 | Game 2 | Game 3 |
|--|------------|----------|-----------|-----------|--------|
| JIANG Yanmei LI Yujia | SIN | 2 | 21 | 21 | |
| LEE Eva MANGKALAKIRI Mesinee | USA | 0 | 12 | 12 | |
| Duration*(min) | | 26 | 13 | 11 | |
| Longest rally (sec) | | 32 | 32 | 32 | |
| Longest rally (strokes) | | 38 | 36 | 38 | |
| Average rally (sec) | | 11 | 13 | 10 | |
| Average rally (strokes) | | 11 | 12 | 9 | |
| Shuttles used | | 6 | 3 | 3 | |

Court: 3 **Match Number:** WD4
Umpire: SANO Tomoharu (JPN)
Service Judge: TUNGAPARHARA Vachara (THA)

| | JIANG Yanmei LI Yujia | | | LEE Eva MANGKALAKIRI Mesinee | | |
|---|--------------------------|--------|--------|---------------------------------|--------|--------|
| | Game 1 | Game 2 | Game 3 | Game 1 | Game 2 | Game 3 |
| Match Points | | 3 | | | | |
| Game Points | 2 | | | | | |
| Points scored without service | 8 | 7 | | 8 | 7 | |
| Points scored with service | 13 | 14 | | 4 | 5 | |
| Biggest scoring run without change of service | 6 | 8 | | 2 | 2 | |
| Biggest lead | 9 | 10 | | | 3 | |
| Biggest comeback to win | | 3 | | | | |
| Service faults | | | | | | |
| Penalties (Yellow, Red and Black Card) | | | | | | |

| | | | | | | | | | | | | | | | | | | | | | | | | | | | | | | | | | | | | |
|---|----------------------|--|--|---|---|---|---|---|---|---|---|--|--|---|---|---|---|--|----|--|--|--|--|----|----|--|--|--|--|----|--|--|--|--|----|--|
| 1 | JIANG Yanmei | | | 1 | 2 | 3 | 4 | 5 | 6 | | | | | 7 | 8 | 9 | | | 10 | | | | | 13 | 14 | | | | | 18 | | | | | 21 | |
| | LI Yujia | | | | | | | | | | | | | | | | | | | | | | | | | | | | | | | | | | | |
| | LEE Eva | | | | | | | | | | | | | 3 | 4 | 5 | | | | | | | | | | | | | | | | | | | | |
| | MANGKALAKIRI Mesinee | | | | | | | | | 1 | 2 | | | | | | 6 | | | | | | | | | | | | | | | | | | | |

| | | | | | | | | | | | | | | | | | | | | | | | | | | | | | | | | | | | | |
|---|----------------------|--|--|--|--|--|--|--|--|---|---|--|--|--|--|--|--|--|--|--|--|--|--|--|--|--|--|--|--|--|--|--|--|--|--|--|
| 2 | JIANG Yanmei | | | | | | | | | | | | | | | | | | | | | | | | | | | | | | | | | | | |
| | LI Yujia | | | | | | | | | | | | | | | | | | | | | | | | | | | | | | | | | | | |
| | LEE Eva | | | | | | | | | | | | | | | | | | | | | | | | | | | | | | | | | | | |
| | MANGKALAKIRI Mesinee | | | | | | | | | 1 | 2 | | | | | | | | | | | | | | | | | | | | | | | | | |

Note:
Match points will only be recorded as such, and not also as game points

Legend:
* Includes breaks during and between games



RESULTS

比赛成绩单 (分场次详表) / RÉSULTATS

CHENG Wen-Hsing / CHIEN Yu-Chin (TPE) bt BOTTs Chantal / EDWARDS Michelle (RSA)
21-6 21-12

| | | Match | Game 1 | Game 2 | Game 3 |
|--|------------|----------|-----------|-----------|--------|
| CHENG Wen-Hsing CHIEN Yu-Chin | TPE | 2 | 21 | 21 | |
| BOTTs Chantal EDWARDS Michelle | RSA | 0 | 6 | 12 | |
| Duration*(min) | | 20 | 8 | 9 | |
| Longest rally (sec) | | 28 | 28 | 26 | |
| Longest rally (strokes) | | 28 | 26 | 28 | |
| Average rally (sec) | | 10 | 11 | 10 | |
| Average rally (strokes) | | 7 | 7 | 6 | |
| Shuttles used | | 5 | 3 | 2 | |

Court: 2 **Match Number: WD5**
Umpire: **DAVIES David (GBR)**
Service Judge: **COCKER Peter (AUS)**

| | CHENG Wen-Hsing CHIEN Yu-Chin | | | BOTTs Chantal EDWARDS Michelle | | |
|---|----------------------------------|--------|--------|-----------------------------------|--------|--------|
| | Game 1 | Game 2 | Game 3 | Game 1 | Game 2 | Game 3 |
| Match Points | | 1 | | | | |
| Game Points | 1 | | | | | |
| Points scored without service | 6 | 8 | | 5 | 8 | |
| Points scored with service | 15 | 13 | | 1 | 4 | |
| Biggest scoring run without change of service | 8 | 4 | | 1 | 1 | |
| Biggest lead | 15 | 9 | | | 1 | |
| Biggest comeback to win | | 1 | | | | |
| Service faults | | | | | | |
| Penalties (Yellow, Red and Black Card) | | | | | | |

| | | | | | | | | | | | | | | | | | | | | | | |
|---|------------------|---|---|---|---|---|---|---|---|---|---|--|---|---|----|----|----|----|----|----|----|----|
| 1 | CHENG Wen-Hsing | | | 2 | 3 | 4 | | | | 7 | | | | | | | | 17 | 18 | 19 | 20 | 21 |
| | CHIEN Yu-Chin | 1 | | | | | 5 | 6 | | | | | 8 | 9 | 10 | 11 | 12 | 13 | 14 | 15 | 16 | |
| | BOTTs Chantal | | | | | 2 | | | | 4 | 5 | | | | | | | | | | | |
| | EDWARDS Michelle | | 1 | | | | | | 3 | | | | | | | | | | | | 6 | |

| | | | | | | | | | | | | | | | | | | | | | | | | | |
|---|------------------|---|---|---|---|---|---|---|---|---|---|---|---|---|----|----|----|----|----|----|----|----|----|----|----|
| 2 | CHENG Wen-Hsing | | | | | 4 | 5 | | | | | 9 | | | | | | 14 | | | | 20 | 21 | | |
| | CHIEN Yu-Chin | | 1 | 2 | 3 | | | | 6 | 7 | 8 | | | | 10 | 11 | 12 | 13 | | | 15 | 16 | 17 | 18 | 19 |
| | BOTTs Chantal | | | | 2 | 3 | | | | | | 5 | | | | | | 8 | 9 | | | | | 12 | |
| | EDWARDS Michelle | 1 | | | | | | 4 | | | | | 6 | 7 | | | | | 10 | 11 | | | | | |

Note:
Match points will only be recorded as such, and not also as game points

Legend:
* Includes breaks during and between games



RESULTS

比赛成绩单 (分场次详表) / RÉSULTATS

WEI Yili / ZHANG Yawen (CHN) bt EMMS Gail / KELLOGG Donna (GBR)
21-19 21-13

| | | Match | Game 1 | Game 2 | Game 3 |
|---|------------|----------|-----------|-----------|--------|
| WEI Yili (3) ZHANG Yawen | CHN | 2 | 21 | 21 | |
| EMMS Gail KELLOGG Donna | GBR | 0 | 19 | 13 | |
| Duration*(min) | | 41 | 18 | 20 | |
| Longest rally (sec) | | 33 | 23 | 33 | |
| Longest rally (strokes) | | 29 | 20 | 29 | |
| Average rally (sec) | | 11 | 10 | 12 | |
| Average rally (strokes) | | 9 | 8 | 11 | |
| Shuttles used | | 6 | 3 | 3 | |

Court: 2 **Match Number: WD6**
Umpire: MORTENSEN Niels Holm (DEN)
Service Judge: NIXEY Lynne (NZL)

| | WEI Yili ZHANG Yawen | | | EMMS Gail KELLOGG Donna | | |
|---|-------------------------|--------|--------|----------------------------|--------|--------|
| | Game 1 | Game 2 | Game 3 | Game 1 | Game 2 | Game 3 |
| Match Points | | 1 | | | | |
| Game Points | 1 | | | | | |
| Points scored without service | 13 | 10 | | 12 | 10 | |
| Points scored with service | 8 | 11 | | 7 | 3 | |
| Biggest scoring run without change of service | 2 | 4 | | 2 | 1 | |
| Biggest lead | 2 | 9 | | 2 | 1 | |
| Biggest comeback to win | 2 | 1 | | | | |
| Service faults | | | | | | |
| Penalties (Yellow, Red and Black Card) | | | | | | |

| | | | | | | | | | | | | | | | | | | | | | | | | | | | | | | | | | | | | | | |
|---|---------------|--|---|---|---|--|---|---|---|---|---|--|---|---|---|---|----|----|----|--|--|--|--|----|----|----|----|----|----|----|----|--|----|--|----|----|----|--|
| 1 | WEI Yili | | 1 | 2 | | | | 4 | | | | | | 7 | | | | 10 | | | | | | 12 | 13 | | | | | 17 | | | | | | 20 | 21 | |
| | ZHANG Yawen | | | | 3 | | | | | 5 | 6 | | | | 8 | 9 | | | 11 | | | | | | | | 14 | 15 | 16 | | | | | | 18 | 19 | | |
| | EMMS Gail | | 1 | 2 | | | 4 | 5 | 6 | | | | | 8 | 9 | | | 11 | | | | | | | 13 | 14 | 15 | | | | | | 17 | | | | | |
| | KELLOGG Donna | | | | 3 | | | | | | | | 7 | | | | 10 | | | | | | | 12 | | | | | | | 16 | | | | | 18 | 19 | |

| | | | | | | | | | | | | | | | | | | | | | | | | | | | | | | | | | | | | | | | |
|---|---------------|---|---|---|---|---|--|---|---|---|---|--|--|---|---|---|----|----|----|----|----|----|--|--|--|---|---|--|--|--|--|--|--|--|--|--|----|----|----|
| 2 | WEI Yili | | 1 | 2 | | | | 4 | | | | | | 7 | 8 | 9 | 10 | | | | | | | | | | | | | | | | | | | | | | |
| | ZHANG Yawen | | | | 3 | | | | 5 | 6 | | | | | | | | 11 | 12 | 13 | 14 | 15 | | | | | | | | | | | | | | | 19 | 20 | 21 |
| | EMMS Gail | 1 | | | | 3 | | | | | 5 | | | | | | | | | | | | | | | | | | | | | | | | | | | | |
| | KELLOGG Donna | | | 2 | | | | 4 | | | | | | | | | 6 | | | | | | | | | 8 | 9 | | | | | | | | | | | | |

Note:
Match points will only be recorded as such, and not also as game points

Legend:
* Includes breaks during and between games



RESULTS

比赛成绩单 (分场次详表) / RÉSULTATS

OGURA Kumiko / SHIOTA Reiko (JPN) bt JUHL Kamilla Rytter / KRISTIANSEN Lena Frier (DEN)
18-21 21-14 21-18

| | | Match | Game 1 | Game 2 | Game 3 |
|-------------------------|------------|----------|-----------|-----------|-----------|
| OGURA Kumiko | JPN | 2 | 18 | 21 | 21 |
| SHIOTA Reiko | | | | | |
| JUHL Kamilla Rytter | DEN | 1 | 21 | 14 | 18 |
| KRISTIANSEN Lena Frier | | | | | |
| Duration*(min) | | 57 | 18 | 17 | 16 |
| Longest rally (sec) | | 50 | 40 | 50 | 26 |
| Longest rally (strokes) | | 54 | 42 | 54 | 25 |
| Average rally (sec) | | 12 | 12 | 13 | 11 |
| Average rally (strokes) | | 9 | 10 | 11 | 7 |
| Shuttles used | | 13 | 5 | 4 | 4 |

Court: 1 **Match Number:** WD7
Umpire: JAMES Philip (GBR)
Service Judge: RUFianto Edy (INA)

| | OGURA Kumiko SHIOTA Reiko | | | JUHL Kamilla Rytter KRISTIANSEN Lena Frier | | |
|---|------------------------------|--------|--------|---|--------|--------|
| | Game 1 | Game 2 | Game 3 | Game 1 | Game 2 | Game 3 |
| Match Points | | | 2 | | | |
| Game Points | | 2 | | 4 | | |
| Points scored without service | 9 | 11 | 10 | 7 | 10 | 10 |
| Points scored with service | 9 | 10 | 11 | 14 | 4 | 8 |
| Biggest scoring run without change of service | 5 | 4 | 3 | 15 | 2 | 3 |
| Biggest lead | 7 | 7 | 7 | 5 | 2 | |
| Biggest comeback to win | | 2 | | 7 | | |
| Service faults | | | | | | |
| Penalties (Yellow, Red and Black Card) | | | | | | |

| | | | | | | | | | | | | | | | | | | | | | | | | | | | | | |
|---|------------------------|---|---|---|--|---|---|--|--|---|---|---|---|---|----|----|----|----|----|----|----|----|----|--|----|----|----|----|----|
| 1 | OGURA Kumiko | 1 | 2 | | | 4 | | | | 6 | 7 | | | | | | | | 14 | 15 | | | | | | | | | |
| | SHIOTA Reiko | | | 3 | | | 5 | | | | | | 8 | 9 | 10 | 11 | 12 | 13 | | | | | | | | | 16 | 17 | 18 |
| | JUHL Kamilla Rytter | | | 1 | | | 3 | | | | 5 | 6 | | | | | | | | | | | | | 18 | 19 | 20 | | |
| | KRISTIANSEN Lena Frier | | | 2 | | | 4 | | | | | | 7 | 8 | 9 | 10 | 11 | 12 | 13 | 14 | 15 | 16 | 17 | | | | | | 21 |

| | | | | | | | | | | | | | | | | | | | | | | | | | | | | | |
|---|------------------------|---|---|---|---|---|---|---|---|---|----|----|---|--|----|----|----|----|----|----|----|----|----|----|--|--|--|--|----|
| 2 | OGURA Kumiko | 1 | | | | 3 | 4 | | | | 10 | 11 | | | | 14 | | | 17 | 18 | 19 | | | | | | | | |
| | SHIOTA Reiko | | | 2 | | | | 5 | 6 | 7 | 8 | 9 | | | 12 | 13 | | | 15 | 16 | | | 20 | 21 | | | | | |
| | JUHL Kamilla Rytter | | 1 | 2 | | | | 5 | | | | | 7 | | | | 11 | | | | | 13 | | | | | | | |
| | KRISTIANSEN Lena Frier | | | | 3 | 4 | | | | | | 6 | | | | 8 | 9 | 10 | | | 12 | | | | | | | | 14 |

| | | | | | | | | | | | | | | | | | | | | | | | | | | | | | |
|---|------------------------|--|---|---|--|--|---|---|---|---|---|---|----|----|--|----|----|----|----|----|----|----|--|--|----|----|----|----|----|
| 3 | OGURA Kumiko | | | 3 | | | | | | 7 | 8 | 9 | 10 | | | 12 | 13 | 14 | | | 17 | | | | | | 19 | 20 | |
| | SHIOTA Reiko | | 1 | 2 | | | 4 | 5 | 6 | | | | | 11 | | | | | 15 | 16 | | | | | 17 | | 18 | | 21 |
| | JUHL Kamilla Rytter | | | 1 | | | 3 | 4 | 5 | | | | | 8 | | | | | 10 | 11 | 12 | 13 | | | 15 | 16 | 17 | | |
| | KRISTIANSEN Lena Frier | | | 2 | | | | | | | | | 6 | 7 | | | 9 | | | | | 14 | | | | | | | 18 |

Note:
Match points will only be recorded as such, and not also as game points

Legend:
* Includes breaks during and between games



RESULTS

比赛成绩单 (分场次详表) / RÉSULTATS

DU Jing / YU Yang (CHN) bt HA Jungeun / KIM Minjung (KOR)
21-11 16-21 21-15

| | | Match | Game 1 | Game 2 | Game 3 |
|---------------------------|-------------------------|-------|--------|--------|--------|
| DU Jing (2) YU Yang | CHN | 2 | 21 | 16 | 21 |
| HA Jungeun KIM Minjung | KOR | 1 | 11 | 21 | 15 |
| | Duration*(min) | 61 | 14 | 20 | 22 |
| | Longest rally (sec) | 55 | 38 | 37 | 55 |
| | Longest rally (strokes) | 55 | 35 | 37 | 55 |
| | Average rally (sec) | 14 | 12 | 13 | 15 |
| | Average rally (strokes) | 11 | 10 | 11 | 12 |
| | Shuttles used | 21 | 4 | 8 | 9 |

Court: 3 Match Number: WD8
Umpire: SCHORMANS Marcel (NED)
Service Judge: SANO Tomoharu (JPN)

| | DU Jing YU Yang | | | HA Jungeun KIM Minjung | | |
|---|--------------------|--------|--------|---------------------------|--------|--------|
| | Game 1 | Game 2 | Game 3 | Game 1 | Game 2 | Game 3 |
| Match Points | | | 2 | | | |
| Game Points | 2 | | | 3 | | |
| Points scored without service | 10 | 9 | 12 | 9 | 10 | 11 |
| Points scored with service | 11 | 7 | 9 | 2 | 11 | 4 |
| Biggest scoring run without change of service | 3 | 5 | 2 | 1 | 3 | 2 |
| Biggest lead | 10 | | 6 | | 9 | |
| Biggest comeback to win | | | | | | |
| Service faults | | | | 1 | | |
| Penalties (Yellow, Red and Black Card) | | | | | | |

| | | | | | | | | | | | | | | | | | | | | | | | | | | | | |
|---|-------------|--|---|---|---|---|---|--|---|---|--|--|---|---|---|----|----|----|----|--|--|----|----|----|----|----|--|----|
| 1 | DU Jing | | 1 | 2 | | | | | 5 | | | | 7 | 8 | 9 | | | 14 | 15 | | | | 17 | 18 | 19 | 20 | | |
| | YU Yang | | | | 3 | 4 | | | | 6 | | | | | | 10 | 11 | 12 | 13 | | | 16 | | | | | | 21 |
| | HA Jungeun | | | 1 | | | | | 4 | | | | 6 | | | | | | 9 | | | | | | | 11 | | |
| | KIM Minjung | | | | | 2 | 3 | | | | | | 5 | | | | 7 | 8 | | | | | 10 | | | | | |

| | | | | | | | | | | | | | | | | | | | | | | | | | | | | | | |
|---|-------------|--|---|---|--|---|---|---|---|---|---|---|---|----|----|----|----|---|---|---|---|----|----|----|----|----|--|----|----|----|
| 2 | DU Jing | | | 1 | | | | | | 3 | | | | | | 5 | | | | | | | | 12 | 13 | | | | 15 | 16 |
| | YU Yang | | | | | 2 | | | | | | | 4 | | | | | 6 | 7 | 8 | 9 | 10 | 11 | | | 14 | | | | |
| | HA Jungeun | | 1 | | | | 3 | 4 | 5 | 6 | | | | | 11 | 12 | 13 | | | | | | 15 | 16 | | | | 18 | 19 | 20 |
| | KIM Minjung | | | 2 | | | | | | | 7 | 8 | 9 | 10 | | | 14 | | | | | | | | | 17 | | | | 21 |

| | | | | | | | | | | | | | | | | | | | | | | | | | | | | | | | | | | |
|---|-------------|--|---|---|--|---|---|---|---|---|--|---|---|---|---|----|--|---|----|--|--|----|----|----|----|----|----|----|--|----|----|----|--|--|
| 3 | DU Jing | | 1 | 2 | | | | | | 6 | | | | | 9 | 10 | | | | | | 12 | 13 | | | | 16 | | | 18 | 19 | 20 | | |
| | YU Yang | | | | | 3 | 4 | 5 | | | | | 7 | 8 | | | | | 11 | | | | | 14 | 15 | | | 17 | | | | 21 | | |
| | HA Jungeun | | | 1 | | | | | 3 | 4 | | | | | | 8 | | | | | | | 11 | | | 13 | | | | | 15 | | | |
| | KIM Minjung | | | | | 2 | | | | | | 5 | 6 | 7 | | | | 9 | 10 | | | | | 12 | | | | 14 | | | | | | |

Note:
Match points will only be recorded as such, and not also as game points

Legend:
* Includes breaks during and between games



BJUT GYMNASIUM
北京工业大学体育馆
GYMNASE DE L'UTB

MON 星期一 LUN
11 AUG 2008
20:25

BADMINTON
羽毛球 / BADMINTON

WOMEN'S DOUBLES
女子双打 / DOUBLE FEMMES

QUARTERFINAL
1/4决赛 / QUARTS DE FINALE



RESULTS

比赛成绩单 (分场次详表) / RÉSULTATS

LEE Hyojung / LEE Kyungwon (KOR) bt JIANG Yanmei / LI Yujia (SIN)
21-15 21-12

| | | Match | Game 1 | Game 2 | Game 3 |
|---------------------------------|-----|-------|--------|--------|--------|
| LEE Hyojung (4) LEE Kyungwon | KOR | 2 | 21 | 21 | |
| JIANG Yanmei LI Yujia | SIN | 0 | 15 | 12 | |
| Duration*(min) | | 44 | 23 | 18 | |
| Longest rally (sec) | | 57 | 57 | 51 | |
| Longest rally (strokes) | | 70 | 70 | 59 | |
| Average rally (sec) | | 14 | 16 | 11 | |
| Average rally (strokes) | | 13 | 16 | 11 | |
| Shuttles used | | 18 | 14 | 4 | |

Court: 2 Match Number: WD10
Umpire: MORTENSEN Niels Holm (DEN)
Service Judge: NIXEY Lynne (NZL)

| | LEE Hyojung LEE Kyungwon | | | JIANG Yanmei LI Yujia | | |
|---|-----------------------------|--------|--------|--------------------------|--------|--------|
| | Game 1 | Game 2 | Game 3 | Game 1 | Game 2 | Game 3 |
| Match Points | | 2 | | | | |
| Game Points | 1 | | | | | |
| Points scored without service | 6 | 8 | | 8 | 9 | |
| Points scored with service | 15 | 13 | | 7 | 3 | |
| Biggest scoring run without change of service | 7 | 5 | | 3 | 2 | |
| Biggest lead | 6 | 9 | | 3 | | |
| Biggest comeback to win | 3 | | | | | |
| Service faults | | | | | | |
| Penalties (Yellow, Red and Black Card) | | | | | | |

| | | | | | | | | | | | | | | | | | | | | | | | |
|---|--------------|---|---|---|---|---|---|---|---|---|---|----|----|----|----|----|----|----|----|--|----|----|----|
| 1 | LEE Hyojung | | | 3 | | | | 6 | 7 | 8 | 9 | 10 | 11 | 12 | 13 | | | 17 | | | 19 | 20 | 21 |
| | LEE Kyungwon | 1 | 2 | | | | 4 | 5 | | | | | | | | 14 | 15 | 16 | | | 18 | | |
| | JIANG Yanmei | | 1 | | 3 | 4 | 5 | 6 | | | | | | | 8 | 9 | 10 | | | | 13 | 14 | |
| | LI Yujia | | | 2 | | | | | 7 | | | | | | | | | 11 | 12 | | | | 15 |

| | | | | | | | | | | | | | | | | | | | | | | | |
|---|--------------|--|---|---|---|---|---|---|---|----|---|--|----|---|----|----|----|----|----|----|----|----|----|
| 2 | LEE Hyojung | | 1 | 2 | 3 | 4 | | | 9 | 10 | | | 12 | | 15 | | | 20 | | | | | |
| | LEE Kyungwon | | | | | | 5 | 6 | 7 | 8 | | | 11 | | | 13 | 14 | | 16 | 17 | 18 | 19 | 21 |
| | JIANG Yanmei | | | 1 | 2 | 3 | | | | | 5 | | | 8 | | | | 10 | | | | | 12 |
| | LI Yujia | | | | | | | | 4 | | | | 6 | 7 | | | 9 | | | | | 11 | |

Note:

Match points will only be recorded as such, and not also as game points

Legend:

* Includes breaks during and between games



RESULTS

比赛成绩单 (分场次详表) / RÉSULTATS

WEI Yili / ZHANG Yawen (CHN) bt CHENG Wen-Hsing / CHIEN Yu-Chin (TPE)
21-14 21-18

| | | Match | Game 1 | Game 2 | Game 3 |
|----------------------------------|-----|-------|--------|--------|--------|
| WEI Yili (3) ZHANG Yawen | CHN | 2 | 21 | 21 | |
| CHENG Wen-Hsing CHIEN Yu-Chin | TPE | 0 | 14 | 18 | |
| Duration*(min) | | 35 | 16 | 17 | |
| Longest rally (sec) | | 41 | 41 | 32 | |
| Longest rally (strokes) | | 47 | 47 | 36 | |
| Average rally (sec) | | 11 | 12 | 11 | |
| Average rally (strokes) | | 10 | 11 | 9 | |
| Shuttles used | | 12 | 7 | 5 | |

Court: 2 Match Number: WD11
Umpire: HNILICA Mojmir (CZE)
Service Judge: FOSSTO Hakan (SWE)

| | WEI Yili ZHANG Yawen | | | CHENG Wen-Hsing CHIEN Yu-Chin | | |
|---|-------------------------|--------|--------|----------------------------------|--------|--------|
| | Game 1 | Game 2 | Game 3 | Game 1 | Game 2 | Game 3 |
| Match Points | | 1 | | | | |
| Game Points | 4 | | | | | |
| Points scored without service | 9 | 8 | | 9 | 8 | |
| Points scored with service | 12 | 13 | | 5 | 10 | |
| Biggest scoring run without change of service | 3 | 5 | | 2 | 3 | |
| Biggest lead | 9 | 3 | | 1 | 3 | |
| Biggest comeback to win | 1 | 3 | | | | |
| Service faults | 1 | 1 | | | | |
| Penalties (Yellow, Red and Black Card) | | | | | | |

| | | | | | | | | | | | | | | | | | | | | | | | | | | | | |
|---|-----------------|---|--|---|---|---|---|---|---|---|---|--|---|---|----|----|----|----|----|----|----|----|--|----|----|----|----|----|
| 1 | WEI Yili | | | 1 | 2 | 3 | | | | 6 | 7 | | | 9 | 10 | 11 | 12 | | | 16 | | | | | 21 | | | |
| | ZHANG Yawen | | | | | | 4 | 5 | | | | | 8 | | | | | 13 | 14 | 15 | | | | 17 | 18 | 19 | 20 | |
| | CHENG Wen-Hsing | | | | | 2 | | | | | | | 4 | | | | 6 | | | | 10 | 11 | | | | | | |
| | CHIEN Yu-Chin | 1 | | | | | | | 3 | | | | | 5 | | | | | | 7 | 8 | 9 | | | | 12 | 13 | 14 |

| | | | | | | | | | | | | | | | | | | | | | | | | | | | | | | | | | | |
|---|-----------------|---|--|--|---|---|---|--|---|---|--|--|--|--|---|---|---|--|--|----|----|----|--|--|----|----|----|----|----|----|----|--|----|----|
| 2 | WEI Yili | | | | | | | | | | | | | | | | | | | 11 | 12 | 13 | | | | | 16 | 17 | 18 | 19 | | | | |
| | ZHANG Yawen | | | | | | | | | | | | | | | | | | | | 10 | | | | | | | 14 | 15 | | | | 20 | 21 |
| | CHENG Wen-Hsing | | | | 2 | 3 | 4 | | | | | | | | 7 | 8 | 9 | | | | | | | | 12 | 13 | | | | | | | 18 | |
| | CHIEN Yu-Chin | 1 | | | | | | | 5 | 6 | | | | | | | | | | | 10 | 11 | | | | | | 14 | 15 | 16 | 17 | | | |

Note:
Match points will only be recorded as such, and not also as game points

Legend:
* Includes breaks during and between games



RESULTS

比赛成绩单 (分场次详表) / RÉSULTATS

DU Jing / YU Yang (CHN) bt OGURA Kumiko / SHIOTA Reiko (JPN)
21-8 21-5

| | | Match | Game 1 | Game 2 | Game 3 |
|--------------------------------------|-----|-------|--------|--------|--------|
| DU Jing (2) YU Yang | CHN | 2 | 21 | 21 | |
| OGURA Kumiko SHIOTA Reiko | JPN | 0 | 8 | 5 | |
| Duration*(min) | | 34 | 18 | 14 | |
| Longest rally (sec) | | 47 | 37 | 47 | |
| Longest rally (strokes) | | 47 | 42 | 47 | |
| Average rally (sec) | | 13 | 13 | 12 | |
| Average rally (strokes) | | 11 | 12 | 11 | |
| Shuttles used | | 8 | 6 | 2 | |

Court: 3 **Match Number:** WD12
Umpire: WALKER Michael (CAN)
Service Judge: BRESLIN Cormac (IRL)

| | DU Jing YU Yang | | | OGURA Kumiko SHIOTA Reiko | | |
|---|--------------------|--------|--------|------------------------------|--------|--------|
| | Game 1 | Game 2 | Game 3 | Game 1 | Game 2 | Game 3 |
| Match Points | | 1 | | | | |
| Game Points | 1 | | | | | |
| Points scored without service | 7 | 5 | | 7 | 5 | |
| Points scored with service | 14 | 16 | | 1 | | |
| Biggest scoring run without change of service | 7 | 8 | | 1 | | |
| Biggest lead | 13 | 16 | | | 1 | |
| Biggest comeback to win | | 1 | | | | |
| Service faults | 2 | | | | | |
| Penalties (Yellow, Red and Black Card) | | | | | | |

| | | | | | | | | | | | | | | | | | | | | | | | | | | | | |
|---|--------------|---|---|---|--|---|---|---|---|---|---|--|--|----|----|----|----|----|----|----|----|--|--|----|----|----|--|--|
| 1 | DU Jing | | | 2 | | | | | | 6 | | | | 10 | 11 | 12 | 13 | 14 | 15 | 16 | 17 | | | 19 | 20 | 21 | | |
| | YU Yang | 1 | | | | 3 | 4 | 5 | | | | | | | | | | | | | | | | | | 18 | | |
| | OGURA Kumiko | | 1 | | | | | | 3 | 4 | | | | | | | | | | | | | | | | | | |
| | SHIOTA Reiko | | | 2 | | | | | | | 5 | | | | | | | | | | | | | | | 7 | | |

| | | | | | | | | | | | | | | | | | | | | | | | | | | | | |
|---|--------------|--|---|---|---|---|---|---|---|---|---|----|----|----|----|---|--|----|----|----|----|--|--|--|--|----|----|----|
| 2 | DU Jing | | | | | | | | | | | 10 | 11 | 12 | 13 | | | 15 | 16 | 17 | 18 | | | | | | | |
| | YU Yang | | 1 | 2 | 3 | 4 | 5 | 6 | 7 | 8 | 9 | | | | | | | | | | | | | | | 19 | 20 | 21 |
| | OGURA Kumiko | | 1 | | | | | | | | | | | | | 3 | | | | | | | | | | | | |
| | SHIOTA Reiko | | | | | | | | | | 2 | | | | | | | | | | | | | | | | | |

Note:
Match points will only be recorded as such, and not also as game points

Legend:
* Includes breaks during and between games

RESULTS
CORRECTED

比赛成绩单 (分场次详表) / RÉSULTATS

LEE Hyojung / LEE Kyungwon (KOR) bt MAEDA Miyuki / SUETSUNA Satoko (JPN)
22-20 21-15

| | | Match | Game 1 | Game 2 | Game 3 |
|---|------------|----------|-----------|-----------|--------|
| LEE Hyojung (4) LEE Kyungwon | KOR | 2 | 22 | 21 | |
| MAEDA Miyuki SUETSUNA Satoko | JPN | 0 | 20 | 15 | |
| Duration*(min) | | 60 | 32 | 26 | |
| Longest rally (sec) | | 100 | 100 | 45 | |
| Longest rally (strokes) | | 107 | 107 | 43 | |
| Average rally (sec) | | 17 | 18 | 16 | |
| Average rally (strokes) | | 15 | 16 | 14 | |
| Shuttles used | | 23 | 17 | 6 | |

Court: 1 **Match Number: WD13**
Umpire: RUFianto Edy (INA)
Service Judge: ZHANG Peihua (CHN)

| | LEE Hyojung LEE Kyungwon | | | MAEDA Miyuki SUETSUNA Satoko | | |
|---|---|--------|--------|---|--------|--------|
| | Game 1 | Game 2 | Game 3 | Game 1 | Game 2 | Game 3 |
| Match Points | | 1 | | | | |
| Game Points | 1 | | | 2 | | |
| Points scored without service | 10 | 12 | | 10 | 12 | |
| Points scored with service | 12 | 9 | | 10 | 3 | |
| Biggest scoring run without change of service | 3 | 2 | | 5 | 1 | |
| Biggest lead | 4 | 6 | | 4 | 1 | |
| Biggest comeback to win | 4 | 1 | | | | |
| Service faults | 4 | 1 | | | | |
| Penalties (Yellow, Red and Black Card) | | | | | | |

| | | | | | | | | | | | | | | | | | | | | | | | | | | | | | | | | | | | |
|---|---------------------|---|---|----------|--|----------|----------|--|----------|----------|----------|----------|--|---|---|----------|-----------|----|--|-----------|-----------|----|----|----|----|-----------|-----------|-----------|--|--|--|-----------|-----------|-----------|-----------|
| 1 | LEE Hyojung | 1 | | | | 3 | 4 | | | | | | | | | 9 | 10 | | | 12 | | | | | | 14 | 15 | 16 | | | | 19 | 20 | 21 | 22 |
| | LEE Kyungwon | | | 2 | | | | | 5 | 6 | 7 | 8 | | | | | 11 | | | | 13 | | | | | | | | | | | 17 | 18 | | |
| | MAEDA Miyuki | | | 3 | | | | | 5 | 6 | 7 | | | | 9 | | | | | | 12 | 13 | 14 | 15 | 16 | 17 | | | | | | | | | |
| | SUETSUNA Satoko | 1 | 2 | | | | 4 | | | | | | | 8 | | | 10 | 11 | | | | | | | | | | 18 | | | | | | | |

| | | | | | | | | | | | | | | | | | | | | | | | | | | | | | | | | | | | | |
|---|---------------------|---|----------|----------|---|--|----------|----------|----------|---|----------|----------|-----------|---|-----------|-----------|---|-----------|-----------|-----------|----|-----------|--|----|--|----|----|-----------|-----------|--|--|--|--|-----------|-----------|----|
| 2 | LEE Hyojung | 1 | 2 | | | | 4 | | | | 7 | | | | 11 | 12 | | | | 15 | | | | | | | | | 17 | | | | | 20 | 21 | |
| | LEE Kyungwon | | | 3 | | | | 5 | 6 | | 8 | 9 | 10 | | | | | 13 | 14 | | | 16 | | | | | | 18 | 19 | | | | | | | |
| | MAEDA Miyuki | | | 3 | 4 | | | | | 6 | | | | 8 | | | | | | | 10 | | | 12 | | | | | | | | | | | | 15 |
| | SUETSUNA Satoko | | 1 | 2 | | | | 5 | | | | 7 | | | | | 9 | | | | | 11 | | | | 13 | 14 | | | | | | | | | |

Note:

Match points will only be recorded as such, and not also as game points

Legend:

* Includes breaks during and between games

Correction by umpire: The service faults of pair LEE/LEE from KOR in game 1 should be 4.



RESULTS

比赛成绩单 (分场次详表) / RÉSULTATS

DU Jing / YU Yang (CHN) bt LEE Hyojung / LEE Kyungwon (KOR)
21-15 21-13

| | | Match | Game 1 | Game 2 | Game 3 |
|---|------------|----------|-----------|-----------|--------|
| DU Jing (2) YU Yang | CHN | 2 | 21 | 21 | |
| LEE Hyojung (4) LEE Kyungwon | KOR | 0 | 15 | 13 | |
| Duration*(min) | | 48 | 22 | 23 | |
| Longest rally (sec) | | 47 | 29 | 47 | |
| Longest rally (strokes) | | 52 | 28 | 52 | |
| Average rally (sec) | | 12 | 11 | 13 | |
| Average rally (strokes) | | 11 | 9 | 12 | |
| Shuttles used | | 13 | 7 | 6 | |

Court: 1 **Match Number:** WD16
Umpire: MORTENSEN Niels Holm (DEN)
Service Judge: NGUYEN PHAM Duy Anh (VIE)

| | DU Jing YU Yang | | | LEE Hyojung LEE Kyungwon | | |
|---|--------------------|--------|--------|-----------------------------|--------|--------|
| | Game 1 | Game 2 | Game 3 | Game 1 | Game 2 | Game 3 |
| Match Points | | 2 | | | | |
| Game Points | 2 | | | | | |
| Points scored without service | 11 | 8 | | 8 | 8 | |
| Points scored with service | 10 | 13 | | 7 | 5 | |
| Biggest scoring run without change of service | 4 | 6 | | 3 | 2 | |
| Biggest lead | 6 | 8 | | 2 | 3 | |
| Biggest comeback to win | 2 | 3 | | | | |
| Service faults | | | | | | |
| Penalties (Yellow, Red and Black Card) | | | | | | |

| | | | | | | | | | | | | | | | | | | | | | | | | | | | | | | | |
|---|--------------|---|---|---|---|---|---|---|---|---|---|---|--|--|---|----|----|----|----|----|----|----|--|--|--|----|----|----|----|--|----|
| 1 | DU Jing | 1 | 2 | | | | | | 5 | 6 | | | | | 9 | 10 | 11 | 12 | 13 | | | 16 | | | | | 20 | | | | |
| | YU Yang | | | | 3 | 4 | | | | | 7 | 8 | | | | | | | | 14 | 15 | | | | | | 17 | 18 | 19 | | 21 |
| | LEE Hyojung | | | | | 4 | 5 | 6 | | | | 8 | | | | | | | | | 10 | 11 | | | | | | | 14 | | |
| | LEE Kyungwon | | | 1 | 2 | 3 | | | | | | 7 | | | | | | | | | 9 | | | | | 12 | 13 | | | | 15 |

| | | | | | | | | | | | | | | | | | | | | | | | | | | | | | | | |
|---|--------------|--|---|---|---|---|---|---|---|--|---|---|---|---|---|----|---|--|--|----|----|----|----|----|----|----|----|----|----|----|----|
| 2 | DU Jing | | | 1 | 2 | 3 | 4 | | | | | 6 | | | | 8 | 9 | | | | | | 14 | 15 | 16 | 17 | 18 | 19 | 20 | | |
| | YU Yang | | | | | | | | | | 5 | | | | 7 | | | | | | 10 | 11 | 12 | 13 | | | | | | | 21 |
| | LEE Hyojung | | | | | | 3 | 4 | 5 | | | | 8 | 9 | | | | | | 11 | | | | | | | | | | 13 | |
| | LEE Kyungwon | | 1 | 2 | | | | | | | 6 | 7 | | | | 10 | | | | | | | | 12 | | | | | | | |

Note:
Match points will only be recorded as such, and not also as game points

Legend:
* Includes breaks during and between games

LEE Kyungwon injured at 8-9, 1st game and at the beginning of the 2nd game.



RESULTS BRACKET As of 15 AUG 2008

小项单淘汰成绩单 / TABLEAU DES MATCHS AVEC RÉSULTATS

| Round of 16 | Quarterfinal | Semifinal | Final | Winner |
|---|--|--|---|---|
| 1. YANG Wei/ZHANG Jiewen 53756 (1) CHN | YANG/ZHANG 21-19, 21-15 40' | MAEDA/SUETSUNA 8-21, 23-21, 21-14 65' | LEE/LEE 22-20, 21-15 60' | Gold Medal Match DU/YU 21-15, 21-13 48' |
| 2. LILIYANA /MARISSA Vita 38596 INA | | | | |
| 3. LUIZ Tania/TANAKA Eugenia 69186 AUS | MAEDA/SUETSUNA 21-4, 21-8 23' | | | |
| 4. MAEDA Miyuki/SUETSUNA Satoko 57398 JPN | | | | |
| 5. LEE Hyojung/LEE Kyungwon 25875 (4) KOR | LEE/LEE 21-14, 21-19 39' | LEE/LEE 21-15, 21-12 44' | | |
| 6. CHIN Eei Hui/WONG Pei Tty 26779 MAS | | | | |
| 7. LEE Eva/MANGKALAKIRI Mesinee 54406 USA | JIANG/LI 21-12, 21-12 26' | WEI/ZHANG 21-14, 21-18 35' | DU/YU 21-19, 21-12 43' | |
| 8. JIANG Yanmei/LI Yujia 55011 SIN | | | | |
| 9. BOTTS Chantal/EDWARDS Michelle 23929 RSA | CHENG/CHIEN 21-6, 21-12 20' | WEI/ZHANG 21-19, 21-13 41' | | |
| 10. CHENG Wen-Hsing/CHIEN Yu-Chin 18491 TPE | | | | |
| 11. EMMS Gail/KELLOGG Donna 23987 GBR | WEI/ZHANG 21-19, 21-13 41' | DU/YU 21-8, 21-5 34' | | |
| 12. WEI Yili/ZHANG Yawen 52351 (3) CHN | | | | |
| 13. JUHL Kamilla Rytter/FRIER Len 26685 DEN | OGURA/SHIOTA 18-21, 21-14, 21-18 57' | DU/YU 21-11, 16-21, 21-15 61' | Bronze Medal Match WEI/ZHANG 21-17, 21-10 48' | |
| 14. OGURA Kumiko/SHIOTA Reiko 52238 JPN | | | | |
| 15. HA Jungeun/KIM Minjung 59603 KOR | DU/YU 21-11, 16-21, 21-15 61' | | | |
| 16. DU Jing/YU Yang 55743 (2) CHN | | | | |
| | | MAEDA/SUETSUNA | | |
| | | WEI/ZHANG | | |



TOURNAMENT STATISTICS As of 15 AUG 2008
小项竞赛数据统计表 / STATISTIQUES DU TOURNOI

| Statistics | Round of 16 | Quarter finals | Semifinals | Medal Matches | Total |
|-----------------------------------|-------------|----------------|------------|---------------|---------|
| Number of matches | 8 | 4 | 2 | 2 | 16 |
| Number of games | 18 | 9 | 4 | 4 | 35 |
| Total points scored | 623 | 306 | 151 | 139 | 1219 |
| Total duration time (hours) | 5:07 | 2:58 | 1:43 | 1:36 | 11:24 |
| Average match duration (minutes) | 38' | 44' | 51' | 48' | 42' |
| Longest match duration (minutes) | 61' WD8 | 65' WD9 | 60' WD13 | 48' WD15 | 65' WD9 |
| Shortest match duration (minutes) | 20' WD5 | 34' WD12 | 43' WD14 | 48' WD16 | 20' WD5 |
| Total shuttles used | 89 | 57 | 34 | 29 | 209 |
| Average shuttles used per match | 11.1 | 14.3 | 17 | 14.5 | 13.1 |
| Penalties (Yellow Card) | 0 | 0 | 0 | 0 | 0 |
| Penalties (Red Card) | 0 | 0 | 0 | 0 | 0 |
| Penalties (Black Card) | 0 | 0 | 0 | 0 | 0 |
| Longest rally (seconds) | 97 | 82 | 100 | 65 | |
| Longest rally (strokes) | 80 | 82 | 107 | 63 | |

Note:
This report is updated ONLY after the end of a round

Legend:
WD Women's Doubles



ENTRY LIST BY EVENT As of 3 AUG 2008

小项参赛运动员报名表 / LISTE DES INSCRITS PAR ÉPREUVE

| World Ranking as of 1 MAY 2008 | Pair | BWF Number | NOC Code | Date of Birth |
|-----------------------------------|---|------------|----------|----------------------------|
| 1 | LILIYANA WIDIANTO Nova | 57408 | INA | 9 SEP 1985 10 OCT 1977 |
| 2 | GAO Ling ZHENG Bo | 61349 | CHN | 14 MAR 1979 26 NOV 1983 |
| 3 | LIMPELE Flandy MARISSA Vita | 66853 | INA | 9 FEB 1974 4 JAN 1981 |
| 4 | HE Hanbin YU Yang | 57556 | CHN | 10 JAN 1986 7 APR 1986 |
| 6 | EMMS Gail ROBERTSON Nathan | 14297 | GBR | 23 JUL 1977 30 MAY 1977 |
| 7 | PRAPAKAMOL Sudket THOUNGTHONGKAM Saralee | 54439 | THA | 8 FEB 1980 13 JUN 1979 |
| 8 | CLARK Anthony KELLOGG Donna | 18842 | GBR | 1 NOV 1977 20 JAN 1978 |
| 9 | JUHL Kamilla Rytter LAYBOURN Thomas | 52639 | DEN | 23 NOV 1983 30 SEP 1977 |
| 10 | LEE Hyojung LEE Yongdae | 45418 | KOR | 13 JAN 1981 11 SEP 1988 |
| 11 | HAN Sanghun HWANG Yumi | 45997 | KOR | 27 OCT 1984 18 MAR 1983 |
| 12 | KOSTIUCZYK Nadiezda MATEUSIAK Robert | 56442 | POL | 21 MAY 1984 13 JAN 1976 |
| 13 | HOPP Kristof OVERZIER Birgit | 59780 | GER | 14 JUL 1978 28 SEP 1984 |
| 14 | LI Yujia SAPUTRA Hendri Kurniawan | 55051 | SIN | 18 JAN 1983 12 MAY 1981 |
| 31 | COOPER Craig FLAVELL Renee | 27735 | NZL | 28 FEB 1981 28 MAR 1982 |
| 42 | BERES Mike LOKER Val | 58464 | CAN | 13 MAY 1973 1 MAY 1980 |
| 75 | AH-WAN Juliette CUPIDON Georgie | 22730 | SEY | 29 APR 1981 10 NOV 1981 |
| Total: 16 Entries | | | | |

Note:
All changes are available in INFO



RESULTS

比赛成绩单 (分场次详表) / RÉSULTATS

LILİYANA / WIDIANTO Nova (INA) bt HAN Sanghun / HWANG Yumi (KOR)
23-21 21-19

| | | Match | Game 1 | Game 2 | Game 3 |
|-------------------------------|-----|-------|--------|--------|--------|
| LILİYANA (1) WIDIANTO Nova | INA | 2 | 23 | 21 | |
| HAN Sanghun HWANG Yumi | KOR | 0 | 21 | 19 | |
| Duration*(min) | | 41 | 19 | 19 | |
| Longest rally (sec) | | 35 | 35 | 26 | |
| Longest rally (strokes) | | 39 | 39 | 31 | |
| Average rally (sec) | | 10 | 10 | 10 | |
| Average rally (strokes) | | 9 | 9 | 9 | |
| Shuttles used | | 11 | 6 | 5 | |

Court: 1 Match Number: XD1
Umpire: HOU Longhu (CHN)
Service Judge: FOSSTO Hakan (SWE)

| | LILİYANA WIDIANTO Nova | | | HAN Sanghun HWANG Yumi | | |
|---|---------------------------|--------|--------|---------------------------|--------|--------|
| | Game 1 | Game 2 | Game 3 | Game 1 | Game 2 | Game 3 |
| Match Points | | 3 | | | | |
| Game Points | 2 | | | 1 | | |
| Points scored without service | 13 | 10 | | 13 | 10 | |
| Points scored with service | 10 | 11 | | 8 | 9 | |
| Biggest scoring run without change of service | 3 | 5 | | 3 | 3 | |
| Biggest lead | 3 | 6 | | 3 | 2 | |
| Biggest comeback to win | 3 | 2 | | | | |
| Service faults | | | | 1 | | |
| Penalties (Yellow, Red and Black Card) | | | | | | |

| | | | | | | | | | | | | | | | | | | | | | | | | | | | | | | | | | | | | | |
|---|---------------------------|---|---|----|----|---|---|---|---|--|--|---|---|---|---|--|---|---|----|----|----|--|--|----|----|----|----|--|----|----|----|----|--|----|----|----|--|
| 1 | LILİYANA | | | | | 2 | 3 | 4 | 5 | | | | | 9 | | | | | 12 | | | | | 15 | | | | | 17 | 18 | | | | 20 | 21 | | |
| | WIDIANTO Nova | | | 1 | | | | | | | | | 6 | 7 | 8 | | | | | 10 | 11 | | | | | 13 | 14 | | | | | 19 | | | | | |
| | HAN Sanghun HWANG Yumi | 1 | 2 | | | | | | | | | 5 | | | | | 7 | 8 | | | | | | 10 | 11 | 12 | 13 | | | | 16 | | | | | 21 | |
| 1 | LILİYANA | | | | | | | | | | | | | | | | | | | | | | | | | | | | | | | | | | | | |
| | WIDIANTO Nova | | | 22 | 23 | | | | | | | | | | | | | | | | | | | | | | | | | | | | | | | | |
| | HAN Sanghun HWANG Yumi | | | | | | | | | | | | | | | | | | | | | | | | | | | | | | | | | | | | |

| | | | | | | | | | | | | | | | | | | | | | | | | | | | | | | | | | | | | | |
|---|---------------------------|---|---|---|---|---|--|--|--|--|--|--|--|--|--|--|--|--|--|--|--|--|--|--|--|--|--|--|--|--|--|--|--|--|--|--|--|
| 2 | LILİYANA | | | | | | | | | | | | | | | | | | | | | | | | | | | | | | | | | | | | |
| | WIDIANTO Nova | | | 1 | 2 | 3 | | | | | | | | | | | | | | | | | | | | | | | | | | | | | | | |
| | HAN Sanghun HWANG Yumi | 1 | 2 | | | | | | | | | | | | | | | | | | | | | | | | | | | | | | | | | | |

Note:
Match points will only be recorded as such, and not also as game points

Legend:
* Includes breaks during and between games



RESULTS

比赛成绩单 (分场次详表) / RÉSULTATS

PRAPAKAMOL Sudket / THOUNGTHONGKAM Saralee (THA) bt BERES Mike / LOKER Val (CAN)
21-9 21-9

| | | Match | Game 1 | Game 2 | Game 3 |
|-------------------------------|------------|----------|-----------|-----------|--------|
| PRAPAKAMOL Sudket | THA | 2 | 21 | 21 | |
| THOUNGTHONGKAM Saralee | | | | | |
| BERES Mike | CAN | 0 | 9 | 9 | |
| LOKER Val | | | | | |
| Duration*(min) | | 26 | 11 | 12 | |
| Longest rally (sec) | | 44 | 44 | 33 | |
| Longest rally (strokes) | | 42 | 42 | 39 | |
| Average rally (sec) | | 9 | 10 | 9 | |
| Average rally (strokes) | | 8 | 9 | 8 | |
| Shuttles used | | 8 | 5 | 3 | |

Court: 2 **Match Number: XD2**
Umpire: YAU Lin Na (MAS)
Service Judge: DAVIES David (GBR)

| | PRAPAKAMOL Sudket THOUNGTHONGKAM Saralee | | | BERES Mike LOKER Val | | |
|---|---|--------|--------|-------------------------|--------|--------|
| | Game 1 | Game 2 | Game 3 | Game 1 | Game 2 | Game 3 |
| Match Points | | 1 | | | | |
| Game Points | 1 | | | | | |
| Points scored without service | 8 | 7 | | 9 | 9 | |
| Points scored with service | 13 | 14 | | | | |
| Biggest scoring run without change of service | 3 | 7 | | | | |
| Biggest lead | 12 | 12 | | | 1 | |
| Biggest comeback to win | | 1 | | | | |
| Service faults | | | | | | |
| Penalties (Yellow, Red and Black Card) | | | | | | |

| | | | | | | | | | | | | | | | | | | | | | | | | | | |
|---|------------------------|---|---|---|---|---|---|---|--|---|---|---|---|----|----|---|---|----|----|---|----|----|----|----|----|--|
| 1 | PRAPAKAMOL Sudket | | | | 3 | 4 | | | | 7 | | | 9 | 10 | 11 | | | 14 | | | 17 | 18 | 19 | 20 | 21 | |
| | THOUNGTHONGKAM Saralee | 1 | 2 | | | | 5 | 6 | | | 8 | | | 12 | 13 | | | 15 | 16 | | | | | | | |
| | BERES Mike | | | | | 2 | | | | 4 | | | | | | 6 | | | 8 | | | | | | | |
| | LOKER Val | | | 1 | | | | 3 | | | | 5 | | | | | 7 | | | 9 | | | | | | |

| | | | | | | | | | | | | | | | | | | | | | | | | | | |
|---|------------------------|---|---|---|---|---|---|---|---|---|---|---|----|----|----|---|----|----|----|--|----|---|--|----|----|----|
| 2 | PRAPAKAMOL Sudket | | | | 2 | 3 | | | | | | | | | 12 | | | 16 | | | 18 | | | | | |
| | THOUNGTHONGKAM Saralee | 1 | | | | | 4 | 5 | 6 | 7 | 8 | 9 | 10 | 11 | | | 13 | 14 | 15 | | 17 | | | 19 | 20 | 21 |
| | BERES Mike | | | | | 3 | | | | | | | | | | 5 | | | 7 | | | 9 | | | | |
| | LOKER Val | | 1 | 2 | | | | | | | | | | 4 | | | | 6 | | | 8 | | | | | |

Note:
Match points will only be recorded as such, and not also as game points

Legend:
* Includes breaks during and between games



RESULTS

比赛成绩单 (分场次详表) / RÉSULTATS

HE Hanbin / YU Yang (CHN) bt CLARK Anthony / KELLOGG Donna (GBR)
21-15 21-8

| | | Match | Game 1 | Game 2 | Game 3 |
|-------------------------|------------|----------|-----------|-----------|--------|
| HE Hanbin (4) | CHN | 2 | 21 | 21 | |
| YU Yang | | | | | |
| CLARK Anthony | GBR | 0 | 15 | 8 | |
| KELLOGG Donna | | | | | |
| Duration*(min) | | 40 | 20 | 17 | |
| Longest rally (sec) | | 39 | 39 | 34 | |
| Longest rally (strokes) | | 33 | 30 | 33 | |
| Average rally (sec) | | 10 | 10 | 10 | |
| Average rally (strokes) | | 8 | 7 | 8 | |
| Shuttles used | | 13 | 6 | 7 | |

Court: 2 **Match Number: XD3**
Umpire: WALKER Michael (CAN)
Service Judge: HNILICA Mojmir (CZE)

| | HE Hanbin YU Yang | | | CLARK Anthony KELLOGG Donna | | |
|---|----------------------|--------|--------|--------------------------------|--------|--------|
| | Game 1 | Game 2 | Game 3 | Game 1 | Game 2 | Game 3 |
| Match Points | | 2 | | | | |
| Game Points | 2 | | | | | |
| Points scored without service | 8 | 7 | | 7 | 7 | |
| Points scored with service | 13 | 14 | | 8 | 1 | |
| Biggest scoring run without change of service | 4 | 6 | | 4 | 1 | |
| Biggest lead | 6 | 13 | | 2 | | |
| Biggest comeback to win | 2 | | | | | |
| Service faults | 1 | | | | | |
| Penalties (Yellow, Red and Black Card) | | | | | | |

| | | | | | | | | | | | | | | | | | | | | | | | | | | | | | |
|---|---------------|---|---|---|---|---|---|--|---|---|---|---|---|--|---|----|----|----|----|--|--|----|----|----|----|----|----|----|----|
| 1 | HE Hanbin | | | | 2 | 3 | 4 | | | | 7 | 8 | | | | 12 | 13 | 14 | 15 | | | | | | | 21 | | | |
| | YU Yang | 1 | | | | | | | | | 5 | 6 | | | | 9 | 10 | 11 | | | | | | | 16 | 17 | 18 | 19 | 20 |
| | CLARK Anthony | | 1 | 2 | 3 | | | | | | | 6 | 7 | | | | 9 | | | | | | | | | | | 15 | |
| | KELLOGG Donna | | | | | | | | 4 | 5 | | | | | 8 | | | | | | | 10 | 11 | 12 | 13 | 14 | | | |

| | | | | | | | | | | | | | | | | | | | | | | | | | | | | |
|---|---------------|---|---|---|---|---|---|--|---|---|---|--|---|----|----|----|----|---|--|--|----|----|----|----|----|----|----|----|
| 2 | HE Hanbin | | | | | 5 | | | | 7 | 8 | | | | 11 | 12 | 13 | | | | | | | | | | | 21 |
| | YU Yang | 1 | 2 | 3 | 4 | | | | 6 | | | | 9 | 10 | | | | | | | 14 | 15 | 16 | 17 | 18 | 19 | 20 | |
| | CLARK Anthony | | | | | 1 | | | | 3 | 4 | | | | 6 | | | | | | | | | | | | 8 | |
| | KELLOGG Donna | | | | | | 2 | | | | | | 5 | | | | | 7 | | | | | | | | | | |

Note:

Match points will only be recorded as such, and not also as game points

Legend:

* Includes breaks during and between games



RESULTS

比赛成绩单 (分场次详表) / RÉSULTATS

KOSTIUCZYK Nadiezda / MATEUSIAK Robert (POL) bt AH-WAN Juliette / CUPIDON Georgie (SEY)
21-8 21-19

| | | Match | Game 1 | Game 2 | Game 3 |
|---|------------|----------|-----------|-----------|--------|
| KOSTIUCZYK Nadiezda MATEUSIAK Robert | POL | 2 | 21 | 21 | |
| AH-WAN Juliette CUPIDON Georgie | SEY | 0 | 8 | 19 | |
| Duration*(min) | | 24 | 8 | 13 | |
| Longest rally (sec) | | 25 | 25 | 17 | |
| Longest rally (strokes) | | 28 | 28 | 16 | |
| Average rally (sec) | | 8 | 7 | 8 | |
| Average rally (strokes) | | 6 | 5 | 6 | |
| Shuttles used | | 4 | 2 | 2 | |

Court: 3 **Match Number: XD4**
Umpire: SANO Tomoharu (JPN)
Service Judge: NGUYEN PHAM Duy Anh (VIE)

| | KOSTIUCZYK Nadiezda MATEUSIAK Robert | | | AH-WAN Juliette CUPIDON Georgie | | |
|---|---|--------|--------|------------------------------------|--------|--------|
| | Game 1 | Game 2 | Game 3 | Game 1 | Game 2 | Game 3 |
| Match Points | | 2 | | | | |
| Game Points | 2 | | | | | |
| Points scored without service | 8 | 13 | | 8 | 15 | |
| Points scored with service | 13 | 8 | | | 4 | |
| Biggest scoring run without change of service | 7 | 3 | | | 2 | |
| Biggest lead | 13 | 3 | | | 2 | |
| Biggest comeback to win | | 2 | | | | |
| Service faults | | | | | | |
| Penalties (Yellow, Red and Black Card) | | | | | | |

| | | | | | | | | | | | | | | | | | | | | | | | | | | | | | | | |
|---|---------------------|---|---|---|---|---|---|--|--|---|---|---|---|--|--|----|----|--|--|----|----|----|----|----|----|----|----|---|----|----|--|
| 1 | KOSTIUCZYK Nadiezda | 1 | 2 | 3 | 4 | | | | | 6 | | | | | | 10 | | | | 12 | 13 | 14 | 15 | 16 | 17 | 18 | 19 | | | 21 | |
| | MATEUSIAK Robert | | | | | 5 | | | | 7 | 8 | 9 | | | | | 11 | | | | | | | | | | | | 20 | | |
| | AH-WAN Juliette | | | | | | 2 | | | | | | 4 | | | | 6 | | | | | | | | | | | | 8 | | |
| | CUPIDON Georgie | | | | 1 | | | | | 3 | | | | | | 5 | | | | | | | | | | | | 7 | | | |

| | | | | | | | | | | | | | | | | | | | | | | | | | | | | | | | |
|---|---------------------|---|---|---|---|---|---|---|---|---|---|--|---|---|---|----|----|----|----|--|----|----|--|----|----|----|--|----|----|--|----|
| 2 | KOSTIUCZYK Nadiezda | 1 | 2 | | | | | 5 | | | | | | | | 9 | 10 | 11 | | | | | | | | | | | | | 21 |
| | MATEUSIAK Robert | | | | 3 | 4 | | | | 6 | | | 8 | | | | | | 12 | | | | | 14 | 15 | | | 17 | 18 | | 20 |
| | AH-WAN Juliette | | | | | | 3 | | | | 6 | | | 8 | 9 | 10 | | | | | 12 | | | | | 14 | | | 16 | | 19 |
| | CUPIDON Georgie | | | 1 | 2 | | | | 4 | 5 | | | 7 | | | | | | 11 | | | 13 | | | 15 | | | 17 | 18 | | 19 |

Note:
Match points will only be recorded as such, and not also as game points

Legend:
* Includes breaks during and between games



RESULTS

比赛成绩单 (分场次详表) / RÉSULTATS

JUHL Kamilla Rytter / LAYBOURN Thomas (DEN) bt LI Yujia / SAPUTRA Hendri Kurniawan (SIN)
21-12 21-14

| | | Match | Game 1 | Game 2 | Game 3 |
|----------------------------|------------|----------|-----------|-----------|--------|
| JUHL Kamilla Rytter | DEN | 2 | 21 | 21 | |
| LAYBOURN Thomas | | | | | |
| LI Yujia | SIN | 0 | 12 | 14 | |
| SAPUTRA Hendri Kurniawan | | | | | |
| Duration*(min) | | 29 | 11 | 16 | |
| Longest rally (sec) | | 25 | 25 | 23 | |
| Longest rally (strokes) | | 27 | 27 | 25 | |
| Average rally (sec) | | 8 | 7 | 9 | |
| Average rally (strokes) | | 7 | 5 | 8 | |
| Shuttles used | | 11 | 4 | 7 | |

Court: 3 **Match Number:** XD5
Umpire: SHON Hee-Joo (KOR)
Service Judge: NGUYEN PHAM Duy Anh (VIE)

| | JUHL Kamilla Rytter LAYBOURN Thomas | | | LI Yujia SAPUTRA Hendri Kurniawan | | |
|---|--|--------|--------|--------------------------------------|--------|--------|
| | Game 1 | Game 2 | Game 3 | Game 1 | Game 2 | Game 3 |
| Match Points | | 1 | | | | |
| Game Points | 3 | | | | | |
| Points scored without service | 10 | 9 | | 9 | 9 | |
| Points scored with service | 11 | 12 | | 3 | 5 | |
| Biggest scoring run without change of service | 5 | 4 | | 1 | 2 | |
| Biggest lead | 10 | 7 | | | | |
| Biggest comeback to win | | | | | | |
| Service faults | | | | | | |
| Penalties (Yellow, Red and Black Card) | | | | | | |

| | | | | | | | | | | | | | | | | | | | | | | | | | | |
|---|--------------------------|---|---|--|--|--|---|---|--|--|----|---|----|----|--|--|----|----|----|----|----|----|--|---|----|----|
| 1 | JUHL Kamilla Rytter | | | | | | | | | | 12 | | | | | | 15 | | | 17 | 18 | 19 | | | 21 | |
| | LAYBOURN Thomas | 1 | | | | | | | | | 8 | 9 | 10 | 11 | | | | 13 | 14 | | | 16 | | | | 20 |
| | LI Yujia | | | | | | 2 | 3 | | | | | | | | | 5 | 6 | | | | | | | 10 | |
| | SAPUTRA Hendri Kurniawan | | 1 | | | | | | | | 4 | | | | | | | | | | 7 | | | 9 | | 11 |

| | | | | | | | | | | | | | | | | | | | | | | | | | | | | |
|---|--------------------------|---|---|---|---|---|---|---|---|---|---|---|--|--|---|----|----|----|----|--|--|--|----|----|----|----|----|----|
| 2 | JUHL Kamilla Rytter | 1 | 2 | | | | 5 | 6 | | | | 8 | | | | | | | | | | | | | | | | |
| | LAYBOURN Thomas | | | 3 | 4 | | | | 7 | | | | | | 9 | 10 | 11 | 12 | 13 | | | | 15 | | | 19 | 20 | 21 |
| | LI Yujia | | | | | 2 | | | | 4 | 5 | | | | | | | 8 | | | | | | 12 | 13 | | | |
| | SAPUTRA Hendri Kurniawan | | | 1 | | | | | | 3 | | | | | 6 | 7 | | | | | | | | 9 | 10 | 11 | | |

Note:

Match points will only be recorded as such, and not also as game points

Legend:

* Includes breaks during and between games



RESULTS

比赛成绩单 (分场次详表) / RÉSULTATS

LIMPELE Flandy / MARISSA Vita (INA) bt HOPP Kristof / OVERZIER Birgit (GER)
21-12 21-12

| | | Match | Game 1 | Game 2 | Game 3 |
|--|------------|----------|-----------|-----------|--------|
| LIMPELE Flandy (3) MARISSA Vita | INA | 2 | 21 | 21 | |
| HOPP Kristof OVERZIER Birgit | GER | 0 | 12 | 12 | |
| Duration*(min) | | 27 | 12 | 12 | |
| Longest rally (sec) | | 22 | 17 | 22 | |
| Longest rally (strokes) | | 24 | 16 | 24 | |
| Average rally (sec) | | 8 | 8 | 8 | |
| Average rally (strokes) | | 7 | 7 | 7 | |
| Shuttles used | | 9 | 4 | 5 | |

Court: 3 **Match Number: XD6**
Umpire: SANO Tomoharu (JPN)
Service Judge: YAU Lin Na (MAS)

| | LIMPELE Flandy MARISSA Vita | | | HOPP Kristof OVERZIER Birgit | | |
|---|--------------------------------|--------|--------|---------------------------------|--------|--------|
| | Game 1 | Game 2 | Game 3 | Game 1 | Game 2 | Game 3 |
| Match Points | | 2 | | | | |
| Game Points | 1 | | | | | |
| Points scored without service | 9 | 9 | | 8 | 9 | |
| Points scored with service | 12 | 12 | | 4 | 3 | |
| Biggest scoring run without change of service | 5 | 3 | | 3 | 1 | |
| Biggest lead | 10 | 9 | | | | |
| Biggest comeback to win | | | | | | |
| Service faults | | | | | | |
| Penalties (Yellow, Red and Black Card) | | | | | | |

| | | | | | | | | | | | | | | | | | | | | | | | | | | | | | |
|---|-----------------|---|---|---|---|---|---|---|---|---|----|---|----|----|----|----|--|---|--|--|----|--|--|----|--|----|----|----|----|
| 1 | LIMPELE Flandy | 1 | 2 | | | | | | | 9 | 10 | | | | | 15 | | | | | 17 | | | | | 19 | 20 | 21 | |
| | MARISSA Vita | | | 3 | 4 | 5 | 6 | 7 | 8 | | | | 11 | 12 | 13 | 14 | | | | | 16 | | | 18 | | | | | |
| | HOPP Kristof | | | 1 | | | | | | | | 4 | | | | | | 6 | | | 8 | | | | | 9 | 10 | 11 | 12 |
| | OVERZIER Birgit | | | | | | | | 2 | 3 | | | | | 5 | | | 7 | | | | | | | | | | | |

| | | | | | | | | | | | | | | | | | | | | | | | | | | | | | |
|---|-----------------|---|---|---|---|---|---|---|---|---|---|---|----|---|----|----|----|----|----|----|----|--|--|----|----|----|----|--|----|
| 2 | LIMPELE Flandy | | | | 4 | 5 | | | 7 | 8 | 9 | | | | 11 | 12 | 13 | 14 | | | | | | 17 | 18 | | | | 21 |
| | MARISSA Vita | 1 | 2 | 3 | | | | 6 | | | | | 10 | | | | | | 15 | 16 | | | | | | 19 | 20 | | |
| | HOPP Kristof | | | | | | 2 | | | | | 5 | 6 | | | | | 8 | | | | | | | 11 | | | | |
| | OVERZIER Birgit | | | 1 | | | | 3 | 4 | | | | | 7 | | | | | | 9 | 10 | | | | | | | | 12 |

Note:
Match points will only be recorded as such, and not also as game points

Legend:
* Includes breaks during and between games



RESULTS

比赛成绩单 (分场次详表) / RÉSULTATS

LEE Hyojung / LEE Yongdae (KOR) bt COOPER Craig / FLAVELL Renee (NZL)
21-12 21-11

| | | Match | Game 1 | Game 2 | Game 3 |
|--|-----|-------|--------|--------|--------|
| LEE Hyojung LEE Yongdae | KOR | 2 | 21 | 21 | |
| COOPER Craig FLAVELL Renee | NZL | 0 | 12 | 11 | |
| Duration*(min) | | 27 | 12 | 13 | |
| Longest rally (sec) | | 21 | 15 | 21 | |
| Longest rally (strokes) | | 26 | 17 | 26 | |
| Average rally (sec) | | 7 | 7 | 8 | |
| Average rally (strokes) | | 7 | 7 | 7 | |
| Shuttles used | | 8 | 4 | 4 | |

Court: 3 **Match Number:** XD7
Umpire: KONG Elaine (USA)
Service Judge: SANO Tomoharu (JPN)

| | LEE Hyojung LEE Yongdae | | | COOPER Craig FLAVELL Renee | | |
|---|----------------------------|--------|--------|-------------------------------|--------|--------|
| | Game 1 | Game 2 | Game 3 | Game 1 | Game 2 | Game 3 |
| Match Points | | 4 | | | | |
| Game Points | 1 | | | | | |
| Points scored without service | 9 | 7 | | 9 | 7 | |
| Points scored with service | 12 | 14 | | 3 | 4 | |
| Biggest scoring run without change of service | 4 | 8 | | 1 | 2 | |
| Biggest lead | 9 | 13 | | 2 | | |
| Biggest comeback to win | 2 | | | | | |
| Service faults | | | | | | |
| Penalties (Yellow, Red and Black Card) | | | | | | |

| | | | | | | | | | | | | | | | | | | | | | | | | | | | | | | | | |
|---|---------------|---|---|---|---|---|---|--|---|---|--|---|---|---|---|--|---|--|---|----|----|--|--|--|--|----|----|--|--|----|----|----|
| 1 | LEE Hyojung | | | | | 3 | | | | | | 6 | 7 | 8 | | | | | | 12 | | | | | | 18 | 19 | | | | | |
| | LEE Yongdae | | | 1 | 2 | | | | 4 | 5 | | | | | 7 | | | | 9 | 10 | 11 | | | | | | | | | | 20 | 21 |
| | COOPER Craig | 1 | 2 | | | | 3 | | | | | | | | 7 | | | | 9 | | | | | | | | | | | 11 | 12 | |
| | FLAVELL Renee | | | | 3 | | | | | 6 | | | | | | | 8 | | | | | | | | | 10 | | | | | | |

| | | | | | | | | | | | | | | | | | | | | | | | | | | | | | | | | |
|---|---------------|---|---|---|---|---|--|---|---|---|---|----|----|----|----|----|---|---|----|----|----|---|--|--|---|---|----|----|----|----|----|--|
| 2 | LEE Hyojung | 1 | 2 | 3 | 4 | | | 6 | 7 | 8 | 9 | 10 | 11 | 12 | 13 | 14 | | | | 16 | 17 | | | | | | | | 20 | | | |
| | LEE Yongdae | | | | 5 | | | | | | | | | | | | | | 15 | | | | | | | | 18 | 19 | | | 21 | |
| | COOPER Craig | | | | 1 | | | | | | | | | | | 3 | 4 | | | | | 6 | | | | | | | 9 | 10 | 11 | |
| | FLAVELL Renee | | | | | 2 | | | | | | | | | | | | 5 | | | | | | | 7 | 8 | | | | | | |

Note:
Match points will only be recorded as such, and not also as game points

Legend:
* Includes breaks during and between games



RESULTS

比赛成绩单 (分场次详表) / RÉSULTATS

EMMS Gail / ROBERTSON Nathan (GBR) bt GAO Ling / ZHENG Bo (CHN)
21-16 16-21 21-19

| | | Match | Game 1 | Game 2 | Game 3 |
|---|------------|----------|-----------|-----------|-----------|
| EMMS Gail ROBERTSON Nathan | GBR | 2 | 21 | 16 | 21 |
| GAO Ling (2) ZHENG Bo | CHN | 1 | 16 | 21 | 19 |
| Duration*(min) | | 76 | 21 | 23 | 26 |
| Longest rally (sec) | | 50 | 43 | 36 | 50 |
| Longest rally (strokes) | | 45 | 38 | 39 | 45 |
| Average rally (sec) | | 13 | 13 | 12 | 13 |
| Average rally (strokes) | | 9 | 9 | 9 | 9 |
| Shuttles used | | 21 | 8 | 6 | 7 |

Court: 2 **Match Number: XD8**
Umpire: NATU Girish (IND)
Service Judge: FYRIE-DAHL Michael (NOR)

| | EMMS Gail ROBERTSON Nathan | | | GAO Ling ZHENG Bo | | |
|---|-------------------------------|--------|--------|----------------------|--------|--------|
| | Game 1 | Game 2 | Game 3 | Game 1 | Game 2 | Game 3 |
| Match Points | | | 1 | | | |
| Game Points | 2 | | | | 1 | |
| Points scored without service | 13 | 9 | 9 | 12 | 10 | 8 |
| Points scored with service | 8 | 7 | 12 | 4 | 11 | 11 |
| Biggest scoring run without change of service | 3 | 4 | 6 | 1 | 4 | 3 |
| Biggest lead | 6 | 5 | 2 | 1 | 5 | 6 |
| Biggest comeback to win | 1 | | 6 | | 5 | |
| Service faults | | | | | | |
| Penalties (Yellow, Red and Black Card) | | | | | | |

| | | | | | | | | | | | | | | | | | | | | | | | | | | |
|---|------------------|---|---|---|---|--|---|---|---|---|---|---|----|---|----|----|----|----|----|--|----|----|--|----|----|----|
| 1 | EMMS Gail | | | | 3 | | | | | 7 | 8 | 9 | | | 11 | | | | 16 | | | 18 | | 20 | | |
| | ROBERTSON Nathan | | 1 | 2 | | | 4 | 5 | 6 | | | | 10 | | | 12 | 13 | 14 | 15 | | | 17 | | 19 | | 21 |
| | GAO Ling | 1 | | | | | 3 | | | | | 6 | | | 9 | | | | 11 | | | 14 | | | 16 | |
| | ZHENG Bo | | | 2 | | | | 4 | 5 | | | | 7 | 8 | | | | 10 | | | 12 | 13 | | 15 | | |

| | | | | | | | | | | | | | | | | | | | | | | | | | | |
|---|------------------|---|---|---|---|---|---|---|--|---|---|---|--|----|----|---|----|----|----|----|----|--|----|----|----|----|
| 2 | EMMS Gail | | | 2 | 3 | 4 | 5 | 6 | | | 9 | | | | 12 | | | | | | 14 | | | | | |
| | ROBERTSON Nathan | | 1 | | | | | | | 7 | 8 | | | 10 | 11 | | | | 13 | | | | | | 15 | 16 |
| | GAO Ling | 1 | | | | | | 3 | | | | 7 | | | | 9 | 10 | 11 | 12 | 13 | | | 16 | 17 | 18 | 19 |
| | ZHENG Bo | | | 2 | | | | | | 4 | 5 | 6 | | | 8 | | | | | 14 | 15 | | | | | 20 |

| | | | | | | | | | | | | | | | | | | | | | | | | | | | | | | |
|---|------------------|---|---|---|---|---|---|---|---|---|---|----|----|----|---|---|--|----|--|--|----|----|----|----|----|----|----|----|----|----|
| 3 | EMMS Gail | | | | 3 | 4 | | | | | 6 | | | | | | | | | | 13 | 14 | 15 | 16 | 17 | 18 | 19 | | | |
| | ROBERTSON Nathan | | 1 | 2 | | | | | 5 | | | | | 7 | 8 | 9 | | | | | 11 | 12 | | | | | | | 20 | 21 |
| | GAO Ling | 1 | | | | 3 | 4 | 5 | | | | 10 | 11 | 12 | | | | | | | 14 | 15 | 16 | | | | | 18 | 19 | |
| | ZHENG Bo | | | 2 | | | | | | 6 | 7 | 8 | 9 | | | | | 13 | | | | | | 17 | | | | | | |

Note:
Match points will only be recorded as such, and not also as game points

Legend:
* Includes breaks during and between games



RESULTS

比赛成绩单 (分场次详表) / RÉSULTATS

LILIYANA / WIDIANTO Nova (INA) bt PRAPAKAMOL Sudket / THOUNGTHONGKAM Saralee (THA)
21-13 21-19

| | | Match | Game 1 | Game 2 | Game 3 |
|---|------------|----------|-----------|-----------|--------|
| LILIYANA (1) WIDIANTO Nova | INA | 2 | 21 | 21 | |
| PRAPAKAMOL Sudket THOUNGTHONGKAM Saralee | THA | 0 | 13 | 19 | |
| Duration*(min) | | 32 | 13 | 17 | |
| Longest rally (sec) | | 24 | 24 | 23 | |
| Longest rally (strokes) | | 26 | 26 | 25 | |
| Average rally (sec) | | 9 | 9 | 9 | |
| Average rally (strokes) | | 7 | 7 | 7 | |
| Shuttles used | | 11 | 4 | 7 | |

Court: 1 **Match Number: XD9**
Umpire: HOU Longhu (CHN)
Service Judge: JAMES Philip (GBR)

| | LILIYANA WIDIANTO Nova | | | PRAPAKAMOL Sudket THOUNGTHONGKAM Saralee | | |
|---|---------------------------|--------|--------|---|--------|--------|
| | Game 1 | Game 2 | Game 3 | Game 1 | Game 2 | Game 3 |
| Match Points | | 4 | | | | |
| Game Points | 1 | | | | | |
| Points scored without service | 8 | 13 | | 9 | 13 | |
| Points scored with service | 13 | 8 | | 4 | 6 | |
| Biggest scoring run without change of service | 4 | 2 | | 2 | 2 | |
| Biggest lead | 9 | 5 | | 1 | 1 | |
| Biggest comeback to win | 1 | 1 | | | | |
| Service faults | | | | | | |
| Penalties (Yellow, Red and Black Card) | | | | | | |

| | | | | | | | | | | | | | | | | | | | | | | | | | | | | | | | | | | | | | | | |
|---|------------------------|--|---|---|--|---|---|---|---|---|---|---|--|--|--|---|---|---|--|----|--|--|----|----|----|--|---|----|----|----|----|----|----|--|--|--|--|----|----|
| 1 | LILIYANA | | | | | 3 | 4 | | | | | | | | | 7 | 8 | 9 | | | | | 11 | 12 | 13 | | | | | 16 | 17 | 18 | 19 | | | | | | |
| | WIDIANTO Nova | | 1 | 2 | | | | | | | 5 | 6 | | | | | | | | 10 | | | | | | | | 14 | 15 | | | | | | | | | 20 | 21 |
| | PRAPAKAMOL Sudket | | | | | | | 3 | 4 | 5 | | | | | | | 7 | | | | | | | | | | 9 | | | | | | | | | | | | |
| | THOUNGTHONGKAM Saralee | | | 2 | | | | | | | | 6 | | | | | | | | | | | | | | | | | | 10 | | | | | | | | | |

| | | | | | | | | | | | | | | | | | | | | | | | | | | | | | | | | | | | | | | | | |
|---|------------------------|--|---|---|---|--|--|--|--|--|--|--|--|--|--|--|--|---|--|--|--|--|--|--|--|--|--|--|--|--|--|--|--|--|--|--|--|--|--|----|
| 2 | LILIYANA | | | | | | | | | | | | | | | | | | | | | | | | | | | | | | | | | | | | | | | |
| | WIDIANTO Nova | | 1 | 2 | | | | | | | | | | | | | | 9 | | | | | | | | | | | | | | | | | | | | | | 21 |
| | PRAPAKAMOL Sudket | | | | | | | | | | | | | | | | | | | | | | | | | | | | | | | | | | | | | | | |
| | THOUNGTHONGKAM Saralee | | | | 2 | | | | | | | | | | | | | | | | | | | | | | | | | | | | | | | | | | | |

Note:
Match points will only be recorded as such, and not also as game points

Legend:
* Includes breaks during and between games



RESULTS

比赛成绩单 (分场次详表) / RÉSULTATS

HE Hanbin / YU Yang (CHN) bt KOSTIUCZYK Nadiezda / MATEUSIAK Robert (POL)
22-20 23-21

| | | Match | Game 1 | Game 2 | Game 3 |
|---|-----|-------|--------|--------|--------|
| HE Hanbin (4) YU Yang | CHN | 2 | 22 | 23 | |
| KOSTIUCZYK Nadiezda MATEUSIAK Robert | POL | 0 | 20 | 21 | |
| Duration*(min) | | 61 | 28 | 30 | |
| Longest rally (sec) | | 28 | 28 | 25 | |
| Longest rally (strokes) | | 36 | 36 | 28 | |
| Average rally (sec) | | 11 | 11 | 10 | |
| Average rally (strokes) | | 9 | 10 | 8 | |
| Shuttles used | | 18 | 7 | 11 | |

Court: 1 Match Number: XD10
Umpire: NATU Girish (IND)
Service Judge: WALKER Michael (CAN)

| | HE Hanbin YU Yang | | | KOSTIUCZYK Nadiezda MATEUSIAK Robert | | |
|---|----------------------|--------|--------|---|--------|--------|
| | Game 1 | Game 2 | Game 3 | Game 1 | Game 2 | Game 3 |
| Match Points | | 4 | | | | |
| Game Points | 1 | | | 3 | | |
| Points scored without service | 8 | 10 | | 8 | 13 | |
| Points scored with service | 14 | 13 | | 12 | 8 | |
| Biggest scoring run without change of service | 4 | 4 | | 4 | 2 | |
| Biggest lead | 4 | 2 | | 3 | 2 | |
| Biggest comeback to win | 3 | 2 | | | | |
| Service faults | | | | | | |
| Penalties (Yellow, Red and Black Card) | | | | | | |

| | | | | | | | | | | | | | | | | | | | | | | | | | | | | | | | | | | | | | |
|---|---------------------|---|---|---|---|---|---|---|---|---|--|--|--|---|----|----|--|--|--|----|----|----|----|----|----|----|--|----|--|--|--|--|----|----|----|----|----|
| 1 | HE Hanbin | | | | | | | 5 | | | | | | 9 | 10 | | | | | 14 | | | | | | 17 | | | | | | | 18 | 19 | 20 | 21 | 22 |
| | YU Yang | 1 | 2 | 3 | 4 | | | | | | | | | 6 | 7 | 8 | | | | | | | | | | | | | | | | | | | | | |
| | KOSTIUCZYK Nadiezda | | | | | | | 5 | 6 | 7 | | | | | 9 | 10 | | | | | 13 | 14 | 15 | 16 | 17 | | | | | | | | | | | | |
| | MATEUSIAK Robert | | | | 1 | 2 | 3 | 4 | | | | | | | | 8 | | | | | | 11 | 12 | | | | | 18 | | | | | | | | | |

| | | | | | | | | | | | | | | | | | | | | | | | | | | | | | | | | | | | | | | |
|---|---------------------|--|--|---|---|---|---|---|---|---|---|--|--|--|--|---|---|---|--|--|--|---|----|----|----|--|--|----|----|----|--|--|----|----|--|--|----|----|
| 2 | HE Hanbin | | | 1 | 2 | 3 | | | | | | | | | | 7 | 8 | | | | | | | | | | | | | | | | | | | | | |
| | YU Yang | | | | | | | | 4 | 5 | 6 | | | | | | | | | | | 9 | 10 | 11 | 12 | | | 14 | | | | | 18 | | | | 21 | |
| | KOSTIUCZYK Nadiezda | | | | | 3 | 4 | 5 | | | | | | | | | | | | | | | 12 | 13 | | | | | | | | | 17 | | | | 19 | 20 |
| | MATEUSIAK Robert | | | | | | | | | | | | | | | 6 | 7 | 8 | | | | | | | 11 | | | 14 | 15 | 16 | | | | 18 | | | | 21 |
| 2 | HE Hanbin | | | | | | | | | | | | | | | | | | | | | | | | | | | | | | | | | | | | | |
| | YU Yang | | | | | | | | | | | | | | | | | | | | | | | | | | | | | | | | | | | | | |
| | KOSTIUCZYK Nadiezda | | | | | | | | | | | | | | | | | | | | | | | | | | | | | | | | | | | | | |
| | MATEUSIAK Robert | | | | | | | | | | | | | | | | | | | | | | | | | | | | | | | | | | | | | |

Note:
Match points will only be recorded as such, and not also as game points

Legend:
* Includes breaks during and between games



RESULTS

比赛成绩单 (分场次详表) / RÉSULTATS

LEE Hyojung / LEE Yongdae (KOR) bt EMMS Gail / ROBERTSON Nathan (GBR)
21-19 21-12

| | | Match | Game 1 | Game 2 | Game 3 |
|--|------------|----------|-----------|-----------|--------|
| LEE Hyojung LEE Yongdae | KOR | 2 | 21 | 21 | |
| EMMS Gail ROBERTSON Nathan | GBR | 0 | 19 | 12 | |
| Duration*(min) | | 39 | 20 | 17 | |
| Longest rally (sec) | | 33 | 33 | 27 | |
| Longest rally (strokes) | | 35 | 35 | 29 | |
| Average rally (sec) | | 10 | 10 | 9 | |
| Average rally (strokes) | | 8 | 8 | 7 | |
| Shuttles used | | 10 | 5 | 5 | |

Court: 1 **Match Number: XD12**
Umpire: NATU Girish (IND)
Service Judge: FOSSTO Hakan (SWE)

| | LEE Hyojung LEE Yongdae | | | EMMS Gail ROBERTSON Nathan | | |
|---|----------------------------|--------|--------|-------------------------------|--------|--------|
| | Game 1 | Game 2 | Game 3 | Game 1 | Game 2 | Game 3 |
| Match Points | | 2 | | | | |
| Game Points | 5 | | | | | |
| Points scored without service | 13 | 7 | | 12 | 7 | |
| Points scored with service | 8 | 14 | | 7 | 5 | |
| Biggest scoring run without change of service | 3 | 6 | | 3 | 4 | |
| Biggest lead | 5 | 9 | | | 2 | |
| Biggest comeback to win | | 2 | | | | |
| Service faults | | | | | | |
| Penalties (Yellow, Red and Black Card) | | | | | | |

| | | | | | | | | | | | | | | | | | | | | | | | | | | | | | | | | | | |
|---|------------------|---|---|---|---|--|---|---|--|--|---|---|----|--|--|----|----|---|---|----|--|--|---|----|----|----|--|--|--|--|--|--|----|--|
| 1 | LEE Hyojung | 1 | | | 3 | | | 6 | | | | | 11 | | | 13 | 14 | | | 17 | | | | 20 | | | | | | | | | 21 | |
| | LEE Yongdae | | | 2 | | | | | | | 4 | 5 | | | | | | | | | | | 7 | 8 | 9 | 10 | | | | | | | | |
| | EMMS Gail | | | | | | 4 | | | | | | | | | | 7 | 8 | 9 | | | | | | 10 | | | | | | | | | |
| | ROBERTSON Nathan | | 1 | | | | | | | | | | | | | | | | | | | | | | | | | | | | | | | |

| | | | | | | | | | | | | | | | | | | | | | | | | | | | | | | | | | | | | |
|---|------------------|--|--|---|--|--|--|--|--|--|--|--|--|--|--|--|----|----|----|----|----|----|----|--|--|--|--|--|--|--|--|--|--|--|--|--|
| 2 | LEE Hyojung | | | | | | | | | | | | | | | | 14 | 15 | 16 | 17 | 18 | 19 | 20 | | | | | | | | | | | | | |
| | LEE Yongdae | | | 1 | | | | | | | | | | | | | | | | | | | | | | | | | | | | | | | | |
| | EMMS Gail | | | | | | | | | | | | | | | | | | | | | | | | | | | | | | | | | | | |
| | ROBERTSON Nathan | | | | | | | | | | | | | | | | | | | | | | | | | | | | | | | | | | | |

Note:
Match points will only be recorded as such, and not also as game points

Legend:
* Includes breaks during and between games



RESULTS

比赛成绩单 (分场次详表) / RÉSULTATS

LILIYANA / WIDIANTO Nova (INA) bt HE Hanbin / YU Yang (CHN)
15-21 21-11 23-21

| | | Match | Game 1 | Game 2 | Game 3 |
|---|------------|----------|-----------|-----------|-----------|
| LILIYANA (1) WIDIANTO Nova | INA | 2 | 15 | 21 | 23 |
| HE Hanbin (4) YU Yang | CHN | 1 | 21 | 11 | 21 |
| Duration*(min) | | 69 | 21 | 17 | 25 |
| Longest rally (sec) | | 32 | 31 | 32 | 31 |
| Longest rally (strokes) | | 36 | 29 | 36 | 33 |
| Average rally (sec) | | 10 | 10 | 10 | 9 |
| Average rally (strokes) | | 8 | 9 | 9 | 7 |
| Shuttles used | | 22 | 10 | 6 | 6 |

Court: 1 **Match Number: XD13**
Umpire: SANO Tomoharu (JPN)
Service Judge: TUNGAPARHARA Vachara (THA)

| | LILIYANA WIDIANTO Nova | | | HE Hanbin YU Yang | | |
|---|---------------------------|--------|--------|----------------------|--------|--------|
| | Game 1 | Game 2 | Game 3 | Game 1 | Game 2 | Game 3 |
| Match Points | | | 4 | | | |
| Game Points | | 1 | | 1 | | |
| Points scored without service | 9 | 6 | 12 | 10 | 5 | 12 |
| Points scored with service | 6 | 15 | 11 | 11 | 6 | 9 |
| Biggest scoring run without change of service | 3 | 7 | 3 | 3 | 4 | 3 |
| Biggest lead | 3 | 11 | 4 | 7 | 2 | 2 |
| Biggest comeback to win | | 2 | 2 | 3 | | |
| Service faults | | | 1 | | | |
| Penalties (Yellow, Red and Black Card) | | | | | | |

| | | | | | | | | | | | | | | | | | | | | | | | | | | | | | | | | | | | |
|---|---------------|---|---|---|---|---|---|--|--|---|--|---|--|--|---|----|---|--|--|---|----|----|--|--|----|----|----|----|----|--|--|----|----|----|----|
| 1 | LILIYANA | 1 | 2 | 3 | | | | | | 4 | | 5 | | | | 7 | | | | 9 | 10 | | | | | 12 | 13 | | | | | 14 | 15 | | |
| | WIDIANTO Nova | | | | | | | | | 6 | | | | | | 8 | | | | | 11 | | | | | | | | | | | | | | |
| | HE Hanbin | | | 1 | 2 | 3 | 4 | | | | | 5 | | | 7 | 8 | 9 | | | | 11 | 12 | | | | 15 | 16 | 17 | 18 | | | | | 20 | 21 |
| | YU Yang | | | | | | | | | 6 | | | | | | 10 | | | | | | | | | 13 | 14 | | | | | | | 19 | | |

| | | | | | | | | | | | | | | | | | | | | | | | | | | | | | | | | | | | | | |
|---|---------------|---|---|---|---|---|---|---|---|---|---|---|---|--|--|----|----|--|--|--|--|--|--|--|--|--|--|--|--|--|--|--|--|----|----|----|----|
| 2 | LILIYANA | | | | 1 | 2 | 3 | 4 | 5 | 6 | 7 | 8 | 9 | | | 10 | 11 | | | | | | | | | | | | | | | | | 18 | 19 | 20 | 21 |
| | WIDIANTO Nova | | | | 1 | | | | | | | | | | | 10 | 11 | | | | | | | | | | | | | | | | | | | | |
| | HE Hanbin | | | 1 | 2 | 3 | | | | | | | | | | | | | | | | | | | | | | | | | | | | | | | |
| | YU Yang | 1 | 2 | | | | | | | | | | 4 | | | | | | | | | | | | | | | | | | | | | | | | |

| | | | | | | | | | | | | | | | | | | | | | | | | | | | | | | | | | | | | | | | | | | | | |
|---|---------------|----|----|---|---|---|---|--|--|--|--|--|--|--|--|---|---|---|---|--|--|--|--|--|--|--|--|--|--|--|--|--|--|--|--|----|--|----|----|----|----|--|--|----|
| 3 | LILIYANA | 1 | 2 | | | 3 | 4 | | | | | | | | | 8 | | | | | | | | | | | | | | | | | | | | 20 | | | | | | | | |
| | WIDIANTO Nova | | | | | 3 | | | | | | | | | | | | | | | | | | | | | | | | | | | | | | | | | | | | | | |
| | HE Hanbin | | | 1 | 2 | | | | | | | | | | | 6 | 7 | 8 | 9 | | | | | | | | | | | | | | | | | | | 16 | 17 | 18 | 19 | | | 21 |
| | YU Yang | | | 1 | 2 | | | | | | | | | | | | | | | | | | | | | | | | | | | | | | | | | | | | | | | |
| 3 | LILIYANA | 22 | 23 | | | | | | | | | | | | | | | | | | | | | | | | | | | | | | | | | | | | | | | | | |
| | WIDIANTO Nova | | | | | | | | | | | | | | | | | | | | | | | | | | | | | | | | | | | | | | | | | | | |
| | HE Hanbin | | | | | | | | | | | | | | | | | | | | | | | | | | | | | | | | | | | | | | | | | | | |
| | YU Yang | | | | | | | | | | | | | | | | | | | | | | | | | | | | | | | | | | | | | | | | | | | |

Note:
Match points will only be recorded as such, and not also as game points

Legend:
* Includes breaks during and between games



RESULTS

比赛成绩单 (分场次详表) / RÉSULTATS

LEE Hyojung / LEE Yongdae (KOR) bt LILIYANA / WIDIANTO Nova (INA)
21-11 21-17

| | | Match | Game 1 | Game 2 | Game 3 |
|--|------------|----------|-----------|-----------|--------|
| LEE Hyojung LEE Yongdae | KOR | 2 | 21 | 21 | |
| LILIYANA (1) WIDIANTO Nova | INA | 0 | 11 | 17 | |
| Duration*(min) | | 39 | 17 | 19 | |
| Longest rally (sec) | | 62 | 62 | 49 | |
| Longest rally (strokes) | | 56 | 37 | 56 | |
| Average rally (sec) | | 13 | 15 | 11 | |
| Average rally (strokes) | | 12 | 13 | 11 | |
| Shuttles used | | 17 | 9 | 8 | |

Court: 1 **Match Number: XD16**
Umpire: SANO Tomoharu (JPN)
Service Judge: SCHORMANS Marcel (NED)

| | LEE Hyojung LEE Yongdae | | | LILIYANA WIDIANTO Nova | | |
|---|----------------------------|--------|--------|---------------------------|--------|--------|
| | Game 1 | Game 2 | Game 3 | Game 1 | Game 2 | Game 3 |
| Match Points | | 1 | | | | |
| Game Points | 1 | | | | | |
| Points scored without service | 6 | 8 | | 6 | 8 | |
| Points scored with service | 15 | 13 | | 5 | 9 | |
| Biggest scoring run without change of service | 5 | 4 | | 2 | 3 | |
| Biggest lead | 10 | 8 | | | | |
| Biggest comeback to win | | | | | | |
| Service faults | | | | | | |
| Penalties (Yellow, Red and Black Card) | | | | | | |

| | | | | | | | | | | | | | | | | | | | | | | | | | |
|---|---------------|---|---|---|---|---|---|---|---|---|---|----|----|----|---|--|--|----|----|---|----|--|----|----|----|
| 1 | LEE Hyojung | 1 | 2 | 3 | 4 | 5 | | | | | | 10 | 11 | 12 | | | | 15 | 16 | | | | 20 | 21 | |
| | LEE Yongdae | | | | | | | 6 | 7 | 8 | 9 | | | | | | | 13 | 14 | | | | 17 | 18 | 19 |
| | LILIYANA | | | | | | | | | | 4 | 5 | 6 | | | | | | | | | | | 11 | |
| | WIDIANTO Nova | | | | | 1 | 2 | 3 | | | | | | | 7 | | | | | 9 | 10 | | | | |

| | | | | | | | | | | | | | | | | | | | | | | | | | | | | | |
|---|---------------|---|---|---|---|---|---|---|---|---|---|----|----|----|---|---|---|----|----|----|----|----|--|----|----|----|----|----|----|
| 2 | LEE Hyojung | 1 | 2 | 3 | 4 | | | 6 | 7 | 8 | 9 | | | | | | | 13 | | | | | | | 20 | 21 | | | |
| | LEE Yongdae | | | | | 5 | | | | | | 10 | 11 | 12 | | | | | 14 | 15 | | | | 19 | | | | | |
| | LILIYANA | | | | | | 2 | | | | | | | 5 | 6 | 7 | 8 | | | | 11 | 12 | | | | 14 | 15 | 16 | 17 |
| | WIDIANTO Nova | | | | 1 | | | | | | 3 | 4 | | | | | | 9 | 10 | | | | | 13 | | | | | |

Note:
Match points will only be recorded as such, and not also as game points

Legend:
* Includes breaks during and between games



RESULTS BRACKET As of 17 AUG 2008

小项单淘汰成绩单 / TABLEAU DES MATCHS AVEC RÉSULTATS

| Round of 16 | Quarterfinal | Semifinal | Final | Winner |
|--|--|---|--|---|
| 1. LILIYANA /WIDIANTO Nova 57408 (1) INA | LILIYANA/WIDIANTO 23-21, 21-19 41' | LILIYANA/WIDIANTO 21-13, 21-19 32' | LILIYANA/WIDIANTO 15-21, 21-11, 23-21 69' | Gold Medal Match <u>LEE/LEE</u> 21-11, 21-17 39' |
| 2. HAN Sanghun/HWANG Yumi 45997 KOR | | | | |
| 3. PRAPAKAMOL Sudket/THOUNGTHONGKAM Sa 54439 THA | PRAPAKAMOL/THOUNGTH. 21-9, 21-9 26' | | | |
| 4. BERES Mike/LOKER Val 58464 CAN | | | | |
| 5. HE Hanbin/YU Yang 57556 (4) CHN | HE/YU 21-15, 21-8 40' | HE/YU 22-20, 23-21 61' | | |
| 6. CLARK Anthony/KELLOGG Donna 18842 GBR | | | | |
| 7. KOSTIUCZYK Nadieżda/MATEUSIAK Rober 56442 POL | KOSTIUCZYK/MATEUSIAK 21-8, 21-19 24' | LIMPELE/MARISSA 21-17, 15-21, 21-17 53' | | |
| 8. AH-WAN Juliette/CUPIDON Georgie 22730 SEY | | | | |
| 9. JUHL Kamilla Rytter/LAYBOURN Thomas 52639 DEN | JUHL/LAYBOURN 21-12, 21-14 29' | | | |
| 10. LI Yujia/SAPUTRA Hendri Kurniawan 55051 SIN | LIMPELE/MARISSA 21-12, 21-12 27' | | | |
| 11. HOPP Kristof/OVERZIER Birgit 59780 GER | | | | |
| 12. LIMPELE Flandy/MARISSA Vita 66853 (3) INA | LEE/LEE 21-12, 21-11 27' | | LEE/LEE 21-9, 12-21, 21-17 52' | |
| 13. COOPER Craig/FLAVELL Renee 27735 NZL | | | | |
| 14. LEE Hvojung/LEE Yongdae 45418 KOR | LEE/LEE 21-19, 21-12 39' | | | |
| 15. EMMS Gail/ROBERTSON Nathan 14297 GBR | EMMS/ROBERTSON 21-16, 16-21, 21-19 76' | HE/YU | Bronze Medal Match <u>HE/YU</u> 19-21, 21-17, 23-21 73' | |
| 16. GAO Ling/ZHENG Bo 61349 (2) CHN | | | | |
| | | LIMPELE/MARISSA | | |



TOURNAMENT STATISTICS As of 17 AUG 2008

小项竞赛数据统计表 / STATISTIQUES DU TOURNOI

| Statistics | Round of 16 | Quarter finals | Semifinals | Medal Matches | Total |
|-----------------------------------|-------------|----------------|------------|---------------|---------|
| Number of matches | 8 | 4 | 2 | 2 | 16 |
| Number of games | 17 | 9 | 6 | 5 | 37 |
| Total points scored | 591 | 345 | 213 | 192 | 1341 |
| Total duration time (hours) | 4:50 | 3:05 | 2:01 | 1:52 | 11:48 |
| Average match duration (minutes) | 36' | 46' | 60' | 56' | 44' |
| Longest match duration (minutes) | 76' XD8 | 61' XD10 | 69' XD13 | 73' XD15 | 76' XD8 |
| Shortest match duration (minutes) | 24' XD4 | 32' XD9 | 52' XD14 | 39' XD16 | 24' XD4 |
| Total shuttles used | 85 | 67 | 45 | 43 | 240 |
| Average shuttles used per match | 10.6 | 16.8 | 22.5 | 21.5 | 15.0 |
| Penalties (Yellow Card) | 0 | 0 | 0 | 0 | 0 |
| Penalties (Red Card) | 0 | 0 | 0 | 0 | 0 |
| Penalties (Black Card) | 0 | 0 | 0 | 0 | 0 |
| Longest rally (seconds) | 50 | 34 | 42 | 62 | |
| Longest rally (strokes) | 45 | 36 | 46 | 56 | |

Note:
This report is updated ONLY after the end of a round

Legend:
XD Mixed Doubles



OFFICIAL COMMUNICATION

官方通告 / COMMUNICATION OFFICIELLE

Item: 1

**Technical delegate's decision
Changes of following matches**

1. Men's Doubles Round of 16 MD3

CHUNG Jaesung / LEE Yongdae KOR
vs.
PAASKE Lars / RASMUSSEN Jonas DEN

Scheduled at 12 AUG, 20:50, Court 1.

2. Men's Doubles Round of 16 MD6

LEE Jaejing / HWANG Jiman KOR
vs.
CHONG Tan Fook / LEE Wan Wah MAS

Scheduled at 12 AUG, 11:45, Court 1.

New arrangement:

MD3 will start at 12 AUG, 11:45, Court 1.
MD6 will start at 12 AUG, 20:50, Court 1.

Issued by: Rangsitpho Paisan
Time: 16:08
Date: 05 AUG 2008

This decision affects:

RESULTS
SCHEDULE
OTHER

Note: This is a correction of the Official Communication 1.



OFFICIAL COMMUNICATION

官方通告 / COMMUNICATION OFFICIELLE

Item: 2

**Technical delegate's decision
Changes of following matches**

1. Men's Singles Round of 64 MS3

KEHLHOFFNER Erwin FRA
vs.
GOMEZ Stuart AUS

Scheduled at 9 AUG, 19:25, Court 3.

2. Men's Singles Round of 64 MS6

Koukal Petr CZE
vs.
Smith Andrew GBR

Scheduled at 9 AUG, 20:00, Court 3.

New arrangement:

MS3 will start at 9 AUG, 20:00, Court 3.
MS6 will start at 9 AUG, 19:25, Court 3.

Issued by: RANGSIKITPHO Paisan
Time: 16:08
Date: 06 AUG 2008

This decision affects:

RESULTS
SCHEDULE
OTHER

Note: This decision affects: Schedule



OFFICIAL COMMUNICATION

官方通告 / COMMUNICATION OFFICIELLE

Item: 3

**Technical delegate's decision
Service Judges and Umpires changed**

Women's Singles Round of 32 WS29
Service Judge
NGUYEN PHAM Duy Anh (VIE)
Change to
BRESLIN Cormac (IRL)

Women's Singles Round of 32 WS25
Service Judge
BRESLIN Cormac (IRL)
Change to
SANO Tomoharu (JPN)

Women's Doubles Round of 16 WD2
Umpire
NGUYEN PHAM Duy Anh (VIE)
Change to
BRESLIN Cormac (IRL)

Women's Doubles Round of 16 WD4
Umpire
BRESLIN Cormac (IRL)
Change to
SANO Tomoharu (JPN)

Issued by: RANGSIKITPHO Paisan
Time: 10:35
Date: 10 AUG 2008

This decision affects:

RESULTS
SCHEDULE
OTHER

Note: This is a correction of the Official Communication 3.



BADMINTON
羽毛球 / BADMINTON

MEN'S SINGLES
男子单打 / SIMPLE HOMMES

ROUND OF 32
前32名 / 32E DE FINALE



OFFICIAL COMMUNICATION

官方通告 / COMMUNICATION OFFICIELLE

Item: 4

Referee's decision
Service judges exchanged

Men's Singles Round of 32 MS23
Service Judge
TUNGAPARHARA Vachara (THA)
Change to
FYRIE-DAHL Michael (NOR)

Men's Singles Round of 32 MS21
Service Judge
FYRIE-DAHL Michael (NOR)
Change to
TUNGAPARHARA Vachara (THA)

Issued by: LI Dennis
Time: 09:10
Date: 11 AUG 2008

This decision affects:

| | |
|----------|-------------------------------------|
| RESULTS | <input type="checkbox"/> |
| SCHEDULE | <input type="checkbox"/> |
| OTHER | <input checked="" type="checkbox"/> |

Note:



OFFICIAL COMMUNICATION

官方通告 / COMMUNICATION OFFICIELLE

Item: 5

**Technical delegate's decision
Umpire and service judge are exchanged**

Men's Doubles Round of 16 MD6

Umpire: DAVIES David (GBR)

Service Judge: COCKER Peter (AUS)

Exchanged To :

Umpire: COCKER Peter (AUS)

Service Judge: DAVIES David (GBR)

Issued by: Rangsitpho Paisan

Time: 17:50

Date: 12 AUG 2008

This decision affects:

RESULTS
SCHEDULE
OTHER

Note: This is a correction of the Official Communication 5.



OFFICIAL COMMUNICATION

官方通告 / COMMUNICATION OFFICIELLE

Item: 6

**Technical delegate's decision
Service judge is changed**

Men's Doubles Round of 16 MD6

Umpire: COCKER Peter (AUS)

Service Judge: DAVIES David (GBR)

Is changed To :

Umpire: COCKER Peter (AUS)

Service Judge: CRAIG David (GBR)

Issued by: Rangsitkitho Paisan
Time: 20:45
Date: 12 AUG 2008

This decision affects:

RESULTS
SCHEDULE
OTHER

Note: This is a correction of the Official Communication 6.



OFFICIAL COMMUNICATION

官方通告 / COMMUNICATION OFFICIELLE

Item: 7

**Technical delegate's decision
Service Judges changed**

Women's Singles Quarterfinal WS43
Umpire: TUNGAPARHARA Vachara (THA)
Service Judge: FYRIE-DAHL Michael (NOR)

changed to :
Umpire: TUNGAPARHARA Vachara (THA)
Service Judge: HNILICA Mojmir (CZE)

Women's Singles Quarterfinal WS40
Umpire: COCKER Peter (AUS)
Service Judge: FYRIE-DAHL Michael (NOR)

changed to:
Umpire: COCKER Peter (AUS)
Service Judge: TUNGAPARHARA Vachara (THA)

Issued by: RANGSIKITPHO Paisan
Time: 09:40
Date: 13 AUG 2008

This decision affects:

RESULTS
SCHEDULE
OTHER

Note: Service Judges changed



COMPETITION OFFICIALS As of 8 AUG 2008
竞赛官员名单 / OFFICIELS DE LA COMPÉTITION

| Function | Name | NOC |
|----------------------------------|----------------------------------|----------------------------------|
| TECHNICAL DELEGATES | RANGSIKITPHO Paisan | USA - United States of America |
| | TONG Wai Lun | HKG - Hong Kong, China |
| REFEREE | LI Dennis | HKG - Hong Kong, China |
| DEPUTY REFEREES | ACKERMAN Charlotte | USA - United States of America |
| | JOBARD Isabelle | FRA - France |
| | SUHANDINATA Juniarto | INA - Indonesia |
| UMPIRES | BRESLIN Cormac | IRL - Ireland |
| | CAVERT Gilles | FRA - France |
| | CHEN Chih Shen | TPE - Chinese Taipei |
| | COCKER Peter | AUS - Australia |
| | CRAIG David | GBR - Great Britain |
| | DAVIES David | GBR - Great Britain |
| | FOSSTO Hakan | SWE - Sweden |
| | FYRIE-DAHL Michael | NOR - Norway |
| | HNILICA Mojmir | CZE - Czech Republic |
| | HOU Longhu | CHN - People's Republic of China |
| | JAMES Philip | GBR - Great Britain |
| | KONG Elaine | USA - United States of America |
| | MORTENSEN Niels Holm | DEN - Denmark |
| | NATU Girish | IND - India |
| | NGUYEN PHAM Duy Anh | VIE - Vietnam |
| | NIXEY Lynne | NZL - New Zealand |
| | RUFianto Edy | INA - Indonesia |
| | SANO Tomoharu | JPN - Japan |
| | SCHORMANS Marcel | NED - Netherlands |
| | SHON Hee-Joo | KOR - Korea |
| TUNGAPARHARA Vachara | THA - Thailand | |
| WALKER Michael | CAN - Canada | |
| YAU Lin Na | MAS - Malaysia | |
| ZHANG Peihua | CHN - People's Republic of China | |
| UMPIRES COORDINATOR | EE Henry | SIN - Singapore |
| LINE JUDGES COORDINATOR | YU Hongjun | CHN - People's Republic of China |
| MATCH CONTROL COORDINATOR | LAGEWEG Ben | NED - Netherlands |
| MEDICAL OFFICIALS | Dr. FAHLSTROM Martin | SWE - Sweden |
| | Dr. PATEL Ashwin | GBR - Great Britain |



COMPETITION OFFICIALS As of 8 AUG 2008
竞赛官员名单 / OFFICIELS DE LA COMPÉTITION

INTERNATIONAL LINE JUDGES

| | |
|-------------------------|--|
| BROSULA Ma Judith (PHI) | LAUWERIJSSSEN Antonetta (NED) |
| CHEW Heng Seng (SIN) | PETTAGAN Padula Sri Rohana de Silv (SRI) |
| CSANDA Lajos (SVK) | PITCHER Gregory (NZL) |
| GOONEADRY Diraj (MRI) | TSANG Chiu Pong (HKG) |
| HONNEROVA Jana (CZE) | WILMSHURST Thomas (USA) |

LINE JUDGES

| | |
|----------------------|----------------------|
| CAI Fengjie (CHN) | LIU Gang (CHN) |
| CHEN Shuhui (CHN) | LIU Jie (CHN) |
| CHEN Xuepei (CHN) | LIU Qian (CHN) |
| CHEN Yang (CHN) | LIU Yun (CHN) |
| CHEN Yong (CHN) | LU Jianfeng (CHN) |
| CHEN Yuping (CHN) | OU Zhiping (CHN) |
| DING Yang (CHN) | QIAN Sijin (CHN) |
| DONG Huipei (CHN) | SHE Xi (CHN) |
| FAN Haibo (CHN) | SHI Song (CHN) |
| FENG Pingshan (CHN) | TIAN Kaigong (CHN) |
| GAO Shan (CHN) | TIAN Xia (CHN) |
| GUAN Xin (CHN) | WANG Changsong (CHN) |
| GUO Taiwei (CHN) | WANG Jie (CHN) |
| HUANG Zheng (CHN) | WANG Ping (CHN) |
| JIANG Hui (CHN) | WANG Quandai (CHN) |
| JIAO Yue (CHN) | WANG Zhenghe (CHN) |
| LAN Xiao (CHN) | WEI Xiang (CHN) |
| LEI Mingji (CHN) | WEI Youzhi (CHN) |
| LEI Na (CHN) | WU Wubiao (CHN) |
| LEI Suhua (CHN) | XU Wen (CHN) |
| LI Bing (CHN) | XU Yan (CHN) |
| LI Dongchun (CHN) | XU Yibin (CHN) |
| LI Huijun (CHN) | YANG Yang (CHN) |
| LI Jianguo (CHN) | YUAN Jinlong (CHN) |
| LI Jie (CHN) | ZHANG Dongmei (CHN) |
| LI Jie (CHN) | ZHANG Haoran (CHN) |
| LI Sen (CHN) | ZHANG Jun (CHN) |
| LI Xintian (CHN) | ZHANG Li (CHN) |
| LI Zhengzhao (CHN) | ZHANG Zeren (CHN) |
| LI Zhujun (CHN) | ZHAO Xiaomao (CHN) |
| LIANG Yingjun (CHN) | ZHENG Sanliang (CHN) |
| LIAO Xionguang (CHN) | ZHOU Jie (CHN) |
| LIN Xuebin (CHN) | ZHU Linggang (CHN) |
| LIU Daidi (CHN) | ZHU Weixiong (CHN) |
| LIU Dan (CHN) | ZHUANG Yiyi (CHN) |



Beijing 2008



Baseball

13-23 August

OFFICIAL RESULTS BOOK





FINAL SUMMARY As of 23 AUG 2008
总成绩表 / RÉSUMÉ FINAL

Preliminary Round

| | KOR | CUB | USA | JPN | TPE | CAN | NED | CHN | Games | | | Runs | | W/L% | GB |
|------------|------|------|-----|------|-----|------|------|------|--------|-----|------|------|---------|-------|----|
| | | | | | | | | | Played | Won | Lost | For | Against | | |
| KOR | | 7-4 | 8-7 | 5-3 | 9-8 | 1-0 | 10-0 | 1-0 | 7 | 7 | 0 | 41 | 22 | 1.000 | - |
| CUB | 4-7 | | 5-4 | 4-2 | 1-0 | 7-6 | 14-3 | 17-1 | 7 | 6 | 1 | 52 | 23 | .857 | 1 |
| USA | 7-8 | 4-5 | | 4-2 | 4-2 | 5-4 | 7-0 | 9-1 | 7 | 5 | 2 | 40 | 22 | .714 | 2 |
| JPN | 3-5 | 2-4 | 2-4 | | 6-1 | 1-0 | 6-0 | 10-0 | 7 | 4 | 3 | 30 | 14 | .571 | 3 |
| TPE | 8-9 | 0-1 | 2-4 | 1-6 | | 6-5 | 5-0 | 7-8 | 7 | 2 | 5 | 29 | 33 | .286 | 5 |
| CAN | 0-1 | 6-7 | 4-5 | 0-1 | 5-6 | | 4-0 | 10-0 | 7 | 2 | 5 | 29 | 20 | .286 | 5 |
| NED | 0-10 | 3-14 | 0-7 | 0-6 | 0-5 | 0-4 | | 6-4 | 7 | 1 | 6 | 9 | 50 | .143 | 6 |
| CHN | 0-1 | 1-17 | 1-9 | 0-10 | 8-7 | 0-10 | 4-6 | | 7 | 1 | 6 | 14 | 60 | .143 | 6 |

Semifinal **Final**

KOR (H)

#29 FRI 22 AUG 10:30
Wukesong Baseball Main Field

JPN (V)

CUB (H)

#30 FRI 22 AUG 18:00
Wukesong Baseball Main Field

USA (V)

KOR (V)

6 - 2

#32 SAT 23 AUG 18:00

Wukesong Baseball Main Field

CUB (H)

10 - 2

Gold Medal

KOR
3 - 2

Silver Medal

CUB

JPN (V)

#31 SAT 23 AUG 10:30

Wukesong Baseball Main Field

USA (H)

Bronze Medal

USA
8 - 4

Legend:

GB Games behind H Home team V Visiting team W/L% Win/Loss percentage



RESULTS TABLE As of 20 AUG 2008
成绩表 / TABLEAUX DES RÉSULTATS

AFTER GAME 28

| Rank | NOC Code | Games | | | Runs | | W/L% | GB |
|------|----------|--------|-----|------|------|---------|-------|----|
| | | Played | Won | Lost | For | Against | | |
| 1 | KOR | 7 | 7 | 0 | 41 | 22 | 1.000 | - |
| 2 | CUB | 7 | 6 | 1 | 52 | 23 | .857 | 1 |
| 3 | USA | 7 | 5 | 2 | 40 | 22 | .714 | 2 |
| 4 | JPN | 7 | 4 | 3 | 30 | 14 | .571 | 3 |
| 5 | TPE | 7 | 2 | 5 | 29 | 33 | .286 | 5 |
| 6 | CAN | 7 | 2 | 5 | 29 | 20 | .286 | 5 |
| 7 | NED | 7 | 1 | 6 | 9 | 50 | .143 | 6 |
| 8 | CHN | 7 | 1 | 6 | 14 | 60 | .143 | 6 |

| Date | Time | Teams | Result | Notes | Venue |
|------------|-------|-----------|--------|-------------------|------------------------------|
| WED 13 AUG | 10:30 | TPE - NED | 5 - 0 | | Wukesong Baseball Field 2 |
| | 11:30 | CHN - CAN | 0 - 10 | 8 INN RDR | Wukesong Baseball Main Field |
| | 18:00 | KOR - USA | 8 - 7 | | Wukesong Baseball Field 2 |
| THU 14 AUG | 19:00 | CUB - JPN | 4 - 2 | | Wukesong Baseball Main Field |
| | 10:30 | NED - USA | 0 - 7 | 8 INN DUE TO RAIN | Wukesong Baseball Field 2 |
| | 19:30 | CUB - CAN | 7 - 6 | | Wukesong Baseball Field 2 |
| FRI 15 AUG | 20:00 | TPE - JPN | 1 - 6 | | Wukesong Baseball Main Field |
| | 10:30 | CHN - TPE | 8 - 7 | AFTER 12 INNING | Wukesong Baseball Field 2 |
| | 11:30 | USA - CUB | 4 - 5 | AFTER 11 INNING | Wukesong Baseball Main Field |
| SAT 16 AUG | 18:00 | CAN - KOR | 0 - 1 | | Wukesong Baseball Field 2 |
| | 19:00 | JPN - NED | 6 - 0 | | Wukesong Baseball Main Field |
| | 10:30 | USA - CAN | 5 - 4 | | Wukesong Baseball Field 2 |
| SUN 17 AUG | 11:30 | CUB - TPE | 1 - 0 | | Wukesong Baseball Main Field |
| | 18:00 | CHN - NED | 4 - 6 | | Wukesong Baseball Field 2 |
| | 19:00 | JPN - KOR | 3 - 5 | | Wukesong Baseball Main Field |
| MON 18 AUG | 18:00 | KOR - CHN | 1 - 0 | AFTER 11 INNING | Wukesong Baseball Main Field |
| | 10:30 | CAN - JPN | 0 - 1 | | Wukesong Baseball Field 2 |
| | 11:30 | TPE - KOR | 8 - 9 | | Wukesong Baseball Main Field |
| TUE 19 AUG | 18:00 | NED - CUB | 3 - 14 | 8 INN RDR | Wukesong Baseball Field 2 |
| | 19:00 | USA - CHN | 9 - 1 | | Wukesong Baseball Main Field |
| | 10:30 | NED - CAN | 0 - 4 | | Wukesong Baseball Field 2 |
| WED 20 AUG | 11:30 | KOR - CUB | 7 - 4 | | Wukesong Baseball Main Field |
| | 18:00 | JPN - CHN | 10 - 0 | 7 INN RDR | Wukesong Baseball Field 2 |
| | 19:00 | USA - TPE | 4 - 2 | | Wukesong Baseball Main Field |
| WED 20 AUG | 10:30 | CUB - CHN | 17 - 1 | 7 INN RDR | Wukesong Baseball Field 2 |
| | 11:30 | NED - KOR | 0 - 10 | 8 INN RDR | Wukesong Baseball Main Field |
| | 18:00 | CAN - TPE | 5 - 6 | AFTER 12 INNING | Wukesong Baseball Field 2 |
| | 19:00 | JPN - USA | 2 - 4 | AFTER 11 INNING | Wukesong Baseball Main Field |

Note:
Home team in each game is listed first. Ties in rank are not broken until the completion of the preliminary round.

Legend:
GB Games behind S Suspended game W/L% Win/Loss percentage



IBAF COMPETITION OFFICIALS

BASEBALL

As of 13 AUG 2008

| Function | Name | NOC Code | Name | NOC Code |
|----------------------------------|------------------------|----------|--------------------------|----------|
| Technical Delegates | | | | |
| | SEILER, Paul | USA | | |
| | GRAY, Chester | AUS | | |
| Competition Director | | | | |
| | Van TASSELL, Darin | USA | | |
| IBAF Technical Commission | | | | |
| Chairman | PUENTE ZAMORA, Rodolfo | CUB | | |
| | ARRIETA, Humberto | CUB | ASO, Koji | JPN |
| | BUENROSTRO, Ezequiel | MEX | ESSELMAN, Jan | NED |
| | LIN, Huawei | TPE | ROBERTSON, Geoffrey | AUS |
| | SANTIAGO, George | PUR | VALCKE, Thomas | CAN |
| Jury of Appeal | | | | |
| Chairman | FRACCARI, Riccardo | ITA | | |
| | MOLINA, David | GUA | CALIENDO, Peter | USA |
| | MILLER, Martin | GER | | |
| Umpires | | | | |
| Director | RUNCHEY, Richard | USA | | |
| | BURLESON, Joseph | USA | CHIRICI, Fabrizio | ITA |
| | COSTELLO, Perry | USA | CUEVAS RODRIGUEZ, Juan | CUB |
| | DIAZ, Nelson | CUB | ESTIVISON, Edgar | PAN |
| | HODGSON, Brian | CAN | HYHAM, Paul | AUS |
| | KUWABARA, Kazuhiko | JPN | LIAO, Wen-Ching | TPE |
| | MACKAY, Malcolm | AUS | RAMIREZ ROSAS, Luis A | MEX |
| | REY COTTO, Carlos | PUR | RODRIGUEZ, Juan V. | PUR |
| | SHEWCHUK, Ron | CAN | TOLEDO RODRIGUEZ, Daniel | MEX |
| | VAN DEN BERK, Edwin | NED | YANG, Jianxiang | CHN |
| Scorekeepers | | | | |
| Director | SANTOS, Susana | ESP | | |
| | DEL PINO, Carlos | CUB | DEMPSEY, Moira | RSA |
| | MOLONEY, Jennie | AUS | HOGETOORN, Rosalinda | NED |
| | CHEN, Xiaomin | CHN | GUO, Yao | CHN |
| | LI, Yulu | CHN | LIU, Jingchun | CHN |
| | SUN, Xiaojun | CHN | SUN, Zhimin | CHN |
| | WU, Yuansheng | CHN | ZONG, Fei | CHN |

Note:

Information provided by the IBAF Press Office.



TEAM ROSTER As of 12 AUG 2008
球队名单 / COMPOSITION DE L'ÉQUIPE

CAN - CANADA

| No | Name | Pos | Height m/ft in | Weight Kg/lbs | Throw Hand | Bat Hand | Date of Birth | Club | IG |
|----|-------------------|-----|-------------------|------------------|---------------|-------------|---------------|--------------------------|---------|
| 4 | ROGELSTAD Matt | IF | 1.90/6'3" | 91.0/201 | R | L | 13 SEP 1982 | NATIONALS AA, WOODBRI. | USA 39 |
| 7 | STERN Adam | OF | 1.80/5'11" | 86.0/190 | R | L | 12 FEB 1980 | FREE AGENT, LONDON | CAN 28 |
| 11 | CLAPP Stubby | IF | 1.73/5'8" | 80.0/176 | R | L | 24 FEB 1973 | CARDINALS, ST LOUIS | USA 115 |
| 14 | LAWRIE Brett | U | 1.83/6'0" | 91.0/201 | R | R | 18 JAN 1990 | BREWERS A, MILWAUKEE | USA 26 |
| 15 | GARCIA Emmanuel | U | 1.88/6'2" | 86.0/190 | R | L | 4 MAR 1986 | METS AA, BINGHAMTON | USA 11 |
| 17 | FROSTAD Emerson | IF | 1.85/6'1" | 90.0/198 | R | L | 13 JAN 1983 | PANGERS AA, FRISCO | USA 26 |
| 19 | RADMANOVICH Ryan | OF | 1.88/6'2" | 91.0/201 | R | L | 9 AUG 1971 | PATRIOTS, SOMERSET | USA 94 |
| 20 | SAUNDERS Michael | OF | 1.93/6'4" | 100.0/220 | R | L | 19 NOV 1986 | MARINERS AAA, TACOMA | USA 30 |
| 22 | BURTON Tim | P | 1.91/6'3" | 90.0/198 | R | L | 30 JUL 1983 | INDIANS AA, AKRON | USA 20 |
| 23 | DAVIDSON David | P | 1.86/6'1" | 87.0/192 | L | L | 23 APR 1984 | PIRATES AA, ALTOONA | USA 8 |
| 25 | JOHNSON Mike | P | 1.88/6'2" | 86.0/190 | R | L | 3 OCT 1975 | LA NEW BEARS, KAOHSIUNG | TPE 40 |
| 27 | LOCKWOOD Jonathan | P | 1.88/6'2" | 89.0/196 | R | R | 12 DEC 1981 | MAPLE LEAFS, TORONTO | CAN 24 |
| 28 | CORRENTE David | C | 1.85/6'1" | 93.0/205 | R | R | 13 OCT 1983 | BLUE JAYS A, DUNEDIN | USA 26 |
| 29 | VANOSTRAND Jimmy | OF | 1.89/6'2" | 102.0/225 | R | R | 7 AUG 1984 | ASTROS A, SALEM | USA 16 |
| 30 | ROBINSON Chris | C | 1.82/6'0" | 97.0/214 | R | R | 12 MAY 1984 | CUBS AA, KODAK | USA 29 |
| 31 | AVERY James | P | 1.89/6'2" | 95.0/209 | R | R | 10 JUN 1984 | REDS CINCINNATI | USA 15 |
| 32 | McNIVEN Brooks | P | 1.96/6'5" | 88.0/194 | R | R | 19 JUN 1981 | GIANTS AA, NORWICH | USA 16 |
| 33 | WEGLARZ Nick | OF | 1.92/6'4" | 109.0/240 | L | L | 16 DEC 1987 | INDIANS A, KINSTON | USA 24 |
| 34 | REITSMA Chris | P | 1.77/5'10" | 103.0/227 | R | R | 31 DEC 1977 | BRAVES, ATLANTA | USA 14 |
| 35 | BEGG Chris | P | 1.91/6'3" | 93.0/205 | R | R | 12 SEP 1979 | GIANTS AAA, FRESNO | USA 40 |
| 37 | CORMIER Rheel | P | 1.78/5'10" | 89.0/196 | L | L | 23 MAR 1967 | PHILLIES, PHILADELPH | USA 28 |
| 38 | GREEN Steve | P | 1.83/6'0" | 101.0/223 | R | R | 26 JAN 1978 | PHILLIES AAA, LEHIGH VAL | USA 26 |
| 40 | THORMAN Scott | IF | 1.91/6'3" | 104.0/229 | R | L | 6 JAN 1982 | BRAVES AAA, RICHMOND | USA 21 |
| 42 | SWINDLE Robert | P | 1.91/6'3" | 86.0/190 | L | L | 7 JUL 1983 | PHILLIES AAA, LEHIGH VAL | USA 8 |

Uniform Colour: White (Home)
Red (Visitor)

Manager: 21 PUHL Terrance

Coaches: 2 DUCEY Rob
10 HAMILTON Greg
36 BOUCHER Denis

Legend:

| | | | |
|-----------------------------------|------------------------|--------------------------------------|----------------------------------|
| C Catcher | IF Infielder | IG International games played | L Bats/throws left handed |
| No Uniform number | OF Outfielder | P Pitcher | Pos Fielding position |
| R Bats/throws right handed | S Switch hitter | U Utility player | |



TEAM ROSTER As of 12 AUG 2008

球队名单 / COMPOSITION DE L'ÉQUIPE

CHN - PEOPLE'S REPUBLIC of CHINA

| No | Name | Pos | Height m/ft in | Weight Kg/lbs | Throw Hand | Bat Hand | Date of Birth | Club | IG |
|----|--------------|-----|-------------------|------------------|---------------|-------------|---------------|----------------------|---------|
| 1 | SUN Lingfeng | OF | 1.73/5'8" | 67.0/148 | L | L | 14 AUG 1978 | BEIJING, BEIJING | CHN 120 |
| 2 | YANG Yang | C | 1.84/6'0" | 83.0/183 | R | R | 19 MAY 1986 | BEIJING, BEIJING | CHN 30 |
| 3 | CHEN Junyi | P | 1.86/6'1" | 75.0/165 | L | L | 26 AUG 1981 | GUANGDONG, GUANGDONG | CHN 80 |
| 6 | LI Lei | U | 1.78/5'10" | 73.0/161 | R | R | 24 JUN 1984 | BEIJING, BEIJING | CHN 90 |
| 7 | SUN Wei | IF | 1.70/5'7" | 85.0/187 | R | R | 11 SEP 1976 | BEIJING, BEIJING | CHN 110 |
| 9 | ZHANG Yufeng | IF | 1.76/5'9" | 75.0/165 | R | R | 9 FEB 1977 | SHANGHAI, SHANGHAI | CHN 120 |
| 11 | LIU Kai | P | 1.86/6'1" | 87.0/192 | L | L | 11 OCT 1987 | GUANGDONG, GUANGDONG | CHN 30 |
| 13 | JIA Yubing | IF | 1.89/6'2" | 90.0/198 | R | R | 18 FEB 1983 | BEIJING, BEIJING | CHN 90 |
| 15 | BU Tao | P | 1.80/5'11" | 86.0/190 | L | L | 15 JAN 1983 | SICHUAN, SICHUAN | CHN 90 |
| 16 | HOU Fenglian | IF | 1.75/5'9" | 75.0/165 | R | S | 11 JUL 1980 | TIANJIN, TIANJIN | CHN 120 |
| 17 | LV Jiangang | P | 1.85/6'1" | 87.0/192 | R | R | 19 FEB 1979 | TIANJIN, TIANJIN | CHN 120 |
| 18 | WANG Nan | P | 1.92/6'4" | 95.0/209 | L | R | 7 OCT 1981 | BEIJING, BEIJING | CHN 110 |
| 20 | XU Zheng | P | 1.81/5'11" | 89.0/196 | R | R | 10 MAY 1981 | BEIJING, BEIJING | CHN 90 |
| 25 | WANG Chao | OF | 1.96/6'5" | 88.0/194 | R | L | 23 MAR 1985 | TIANJIN, TIANJIN | CHN 80 |
| 27 | ZHANG Li | P | 1.93/6'4" | 85.0/187 | R | R | 3 FEB 1980 | SHANGHAI, SHANGHAI | CHN 110 |
| 28 | SUN Guoqiang | P | 1.75/5'9" | 67.0/148 | R | R | 11 OCT 1974 | JIANGSU, JIANGSU | CHN 30 |
| 30 | GUO Youhua | P | 1.85/6'1" | 90.0/198 | L | L | 29 SEP 1983 | SICHUAN, SICHUAN | CHN 70 |
| 31 | JIA Delong | IF | 1.83/6'0" | 86.0/190 | R | R | 4 JUL 1985 | GUANGDONG, GUANGDONG | CHN 30 |
| 33 | CHEN Kun | P | 1.87/6'2" | 88.0/194 | R | R | 5 MAR 1980 | SICHUAN, SICHUAN | CHN 100 |
| 51 | LI Chenhao | P | 1.80/5'11" | 83.0/183 | R | R | 2 JUL 1977 | BEIJING, BEIJING | CHN 120 |
| 56 | WANG Wei | C | 1.86/6'1" | 96.0/212 | R | R | 25 DEC 1978 | BEIJING, BEIJING | CHN 120 |
| 60 | LI Weiliang | P | 1.88/6'2" | 92.0/203 | L | L | 2 SEP 1980 | BEIJING, BEIJING | CHN 90 |
| 66 | ZHANG Hongbo | OF | 1.78/5'10" | 75.0/165 | R | L | 6 JUN 1980 | GUANGDONG, GUANGDONG | CHN 90 |
| 88 | FENG Fei | OF | 1.80/5'11" | 80.0/176 | R | R | 18 FEB 1983 | SICHUAN, SICHUAN | CHN 90 |

Uniform Colour: White (Home)
Red (Visitor)

Manager: 55 LEFEBVRE James Kenneth

Coaches: 29 YI Sheng
50 ONTIVEROS Steven

Legend:

| | | | |
|-----------------------------------|------------------------|--------------------------------------|----------------------------------|
| C Catcher | IF Infielder | IG International games played | L Bats/throws left handed |
| No Uniform number | OF Outfielder | P Pitcher | Pos Fielding position |
| R Bats/throws right handed | S Switch hitter | U Utility player | |



TEAM ROSTER As of 12 AUG 2008

CORRECTED

球队名单 / COMPOSITION DE L'ÉQUIPE

CUB - CUBA

| No | Name | Pos | Height m/ft in | Weight Kg/lbs | Throw Hand | Bat Hand | Date of Birth | Club | IG |
|----|--------------------|-----|-------------------|------------------|---------------|-------------|---------------|--------------------------|---------|
| 1 | DUVERGEL Giorbis | OF | 1.75/5'9" | 75.0/165 | L | L | 8 SEP 1979 | GUANTANAMO | CUB 36 |
| 2 | PARET Eduardo | IF | 1.75/5'9" | 78.0/172 | R | R | 23 OCT 1972 | VILLA CLARA,V CLARA | CUB 159 |
| 3 | NAVAS Luis | IF | 1.84/6'0" | 77.0/170 | R | R | 2 FEB 1980 | SANTIAGO,SANTIAGO | CUB 25 |
| 5 | SANCHEZ Eriel | C | 1.83/6'0" | 94.0/207 | R | R | 12 MAY 1975 | SANCTI SPIRITUS | CUB 0 |
| 8 | PESTANO Ariel | C | 1.88/6'2" | 92.0/203 | R | R | 31 JAN 1974 | VILLA CLARA,V CLARA | CUB 148 |
| 10 | GURRIEL Yuliesky | IF | 1.80/5'11" | 74.0/163 | R | R | 9 JUN 1984 | SANCTI SPIRITUS | CUB 94 |
| 12 | ENRIQUEZ Michel | IF | 1.75/5'9" | 80.0/176 | R | R | 11 FEB 1979 | ISLA JUVENTUD | CUB 129 |
| 14 | URGELLES Yoandry | OF | 1.78/5'10" | 86.0/190 | L | L | 28 JUL 1981 | INDUSTRIALES, C HABANA | CUB 44 |
| 16 | PALMA Adiel | P | 1.90/6'3" | 77.0/170 | L | L | 20 AUG 1970 | CIENFUEGOS,CIENFUEGOS | CUB 73 |
| 20 | VERA Norge Luis | P | 1.91/6'3" | 90.0/198 | R | R | 3 AUG 1971 | SANTIAGO,SANTIAGO | CUB 70 |
| 23 | ODELIN Vicyohandry | P | 1.79/5'10" | 84.0/185 | R | R | 26 FEB 1982 | CAMAGUEY, CAMAGUEY | CUB 64 |
| 24 | CEPEDA Frederich | OF | 1.77/5'10" | 94.0/207 | R | S | 8 APR 1980 | SANCTI SPIRITUS | CUB 113 |
| 28 | OLIVERA Hector | IF | 1.87/6'2" | 77.0/170 | R | R | 5 APR 1985 | SANTIAGO,SANTIAGO | CUB 30 |
| 32 | GONZALEZ Norberto | P | 1.84/6'0" | 79.0/174 | L | L | 10 OCT 1979 | CIENFUEGOS,CIENFUEGOS | CUB 33 |
| 40 | MERINO Rolando | C | 1.87/6'2" | 94.0/207 | R | R | 17 FEB 1971 | SANTIAGO,SANTIAGO | CUB 40 |
| 42 | LA HERA Miguel | P | 1.92/6'4" | 9.2/20 | R | R | 24 JAN 1985 | HABANA, HABANA | CUB 0 |
| 45 | MARTINEZ Jonder | P | 1.87/6'2" | 75.0/165 | R | R | 22 JUN 1978 | HABANA, HABANA | CUB 31 |
| 54 | DESPAIGNE Alfredo | OF | 1.77/5'10" | 80.0/176 | R | R | 17 JUN 1986 | SANTIAGO,SANTIAGO | CUB 0 |
| 55 | MALLETA Alexander | IF | 1.86/6'1" | 85.0/187 | L | L | 22 FEB 1977 | INDUSTRIALES, C HABANA | CUB 58 |
| 62 | PEDROSO Yadier | P | 1.84/6'0" | 86.0/190 | R | R | 9 APR 1986 | HABANA, HABANA | CUB 8 |
| 64 | SANCHEZ Elier | P | 1.86/6'1" | 90.0/198 | L | L | 4 OCT 1986 | CAMAGUEY, CAMAGUEY | CUB 0 |
| 74 | RODRIGUEZ Luis | P | 1.81/5'11" | 74.0/163 | R | R | 3 MAY 1973 | HOLGUIN | CUB 0 |
| 88 | BELL Alexei | OF | 1.76/5'9" | 87.0/192 | R | R | 2 OCT 1983 | SANTIAGO,SANTIAGO | CUB 15 |
| 99 | LAZO Pedro Luis | P | 1.92/6'4" | 107.0/236 | R | R | 15 APR 1973 | PINAR DEL RIO, PINAR RIO | CUB 210 |

Uniform Colour: White (Home)
Red (Visitor)

Manager: 6 PACHECO Antonio

Coaches:
17 JOVA Luis
27 CAMACHO Jose
30 PEREZ Pedro
71 ESCAURIDO Francisco

Legend:

| | | | |
|-----------------------------------|------------------------|--------------------------------------|----------------------------------|
| C Catcher | IF Infielder | IG International games played | L Bats/throws left handed |
| No Uniform number | OF Outfielder | P Pitcher | Pos Fielding position |
| R Bats/throws right handed | S Switch hitter | | |

Uniform color switched on request of Cuba team manager.



TEAM ROSTER As of 12 AUG 2008
球队名单 / COMPOSITION DE L'ÉQUIPE

JPN - JAPAN

| No | Name | Pos | Height m/ft in | Weight Kg/lbs | Throw Hand | Bat Hand | Date of Birth | Club | IG |
|----|-------------------|-----|-------------------|------------------|---------------|-------------|---------------|----------------------|-------|
| 2 | ARAKI Masahiro | IF | 1.80/5'11" | 74.0/163 | R | R | 13 SEP 1977 | DRAGONS,AICHI | JPN 1 |
| 3 | NAKAJIMA Hiroyuki | IF | 1.80/5'11" | 83.0/183 | R | R | 31 JUL 1982 | LIONS,SAITAMA | JPN 0 |
| 6 | MIYAMOTO Shinya | IF | 1.76/5'9" | 80.0/176 | R | R | 5 NOV 1970 | SWALLOWS,TOKYO | JPN 3 |
| 7 | NISHIOKA Tsuyoshi | IF | 1.82/6'0" | 80.0/176 | R | S | 27 JUL 1984 | MARINES,CHIBA | JPN 1 |
| 10 | ABE Shinnosuke | C | 1.79/5'10" | 91.0/201 | R | L | 20 MAR 1979 | GIANTS,TOKYO | JPN 3 |
| 11 | KAWAKAMI Kenshin | P | 1.78/5'10" | 90.0/198 | R | R | 22 JUN 1975 | DRAGONS,AICHI | JPN 1 |
| 13 | IWASE Hitoki | P | 1.80/5'11" | 74.0/163 | L | L | 10 NOV 1974 | DRAGONS,AICHI | JPN 3 |
| 15 | TANAKA Masahiro | P | 1.86/6'1" | 90.0/198 | R | R | 1 NOV 1988 | GOLDEN EAGLES,MIYAGI | JPN 0 |
| 16 | WAKUI Hideaki | P | 1.85/6'1" | 85.0/187 | R | R | 21 JUN 1986 | LIONS,SAITAMA | JPN 1 |
| 17 | NARUSE Yoshihisa | P | 1.80/5'11" | 86.0/190 | L | L | 13 OCT 1985 | MARINES,CHIBA | JPN 1 |
| 18 | DARVISH Yu | P | 1.96/6'5" | 85.0/187 | R | R | 16 AUG 1986 | FIGHTERS,HOKKAIDO | JPN 1 |
| 19 | UEHARA Koji | P | 1.86/6'1" | 85.0/187 | R | R | 3 APR 1975 | GIANTS,TOKYO | JPN 3 |
| 21 | WADA Tsuyoshi | P | 1.79/5'10" | 77.0/170 | L | L | 21 FEB 1981 | HAWKS,FUKUOKA | JPN 3 |
| 22 | SATOZAKI Tomoya | C | 1.75/5'9" | 88.0/194 | R | R | 20 MAY 1976 | MARINES,CHIBA | JPN 1 |
| 23 | AOKI Norichika | OF | 1.75/5'9" | 80.0/176 | R | L | 5 JAN 1982 | SWALLOWS,TOKYO | JPN 1 |
| 25 | ARAI Takahiro | IF | 1.89/6'2" | 95.0/209 | R | R | 30 JAN 1977 | TIGERS,HYOGO | JPN 1 |
| 28 | FUJIKAWA Kyuji | P | 1.84/6'0" | 83.0/183 | R | L | 21 JUL 1980 | TIGERS,HYOGO | JPN 1 |
| 31 | MORINO Masahiko | OF | 1.80/5'11" | 85.0/187 | R | L | 28 JUL 1978 | DRAGONS,AICHI | JPN 1 |
| 39 | YANO Akihiro | C | 1.81/5'11" | 81.0/179 | R | R | 6 DEC 1968 | TIGERS,HYOGO | JPN 1 |
| 41 | INABA Atsunori | OF | 1.88/6'2" | 85.0/187 | L | L | 3 AUG 1972 | FIGHTERS,HOKKAIDO | JPN 1 |
| 46 | SATO Takahiko | OF | 1.84/6'0" | 98.0/216 | R | R | 9 AUG 1978 | LIONS,SAITAMA | JPN 0 |
| 47 | SUGIUCHI Toshiya | P | 1.75/5'9" | 82.0/181 | L | L | 30 OCT 1980 | HAWKS,FUKUOKA | JPN 2 |
| 52 | KAWASAKI Munenori | IF | 1.79/5'10" | 74.0/163 | R | L | 3 JUN 1981 | HAWKS,FUKUOKA | JPN 1 |
| 55 | MURATA Shuichi | IF | 1.77/5'10" | 88.0/194 | R | R | 28 DEC 1980 | BAYSTARS,KANAGAWA | JPN 1 |

Uniform Colour: White Stripe (Home)
Gray Stripe (Visitor)

Manager: 77 HOSHINO Senichi

Coaches: 72 ONO Yutaka
80 YAMAMOTO Koji
88 TABUCHI Koichi

Legend:

| | | | |
|-----------------------------------|------------------------|--------------------------------------|----------------------------------|
| C Catcher | IF Infielder | IG International games played | L Bats/throws left handed |
| No Uniform number | OF Outfielder | P Pitcher | Pos Fielding position |
| R Bats/throws right handed | S Switch hitter | | |



TEAM ROSTER As of 12 AUG 2008
球队名单 / COMPOSITION DE L'ÉQUIPE

KOR - KOREA

| No | Name | Pos | Height m/ft in | Weight Kg/lbs | Throw Hand | Bat Hand | Date of Birth | Club | IG |
|----|---------------|-----|-------------------|------------------|---------------|-------------|---------------|-----------------------|-------|
| 3 | KO Youngmin | IF | 1.82/6'0" | 73.0/161 | R | R | 8 FEB 1984 | DOOSAN BEARS,SEOUL | KOR 0 |
| 7 | PARK Jinman | IF | 1.77/5'10" | 78.0/172 | R | R | 30 NOV 1976 | SAMSUNG LIONS,DAEGU | KOR 0 |
| 8 | JEONG Keunwoo | IF | 1.74/5'9" | 75.0/165 | R | R | 2 OCT 1982 | SK WYVERNS,INCHEON | KOR 0 |
| 10 | LEE Daeho | IF | 1.92/6'4" | 120.0/265 | R | R | 21 JUN 1982 | LOTTE GIANTS,BUSAN | KOR 0 |
| 11 | OH Seunghwan | P | 1.78/5'10" | 92.0/203 | R | R | 15 JUL 1982 | SAMSUNG LIONS,DAEGU | KOR 0 |
| 13 | JANG Wonsam | P | 1.81/5'11" | 78.0/172 | L | L | 9 JUN 1983 | WOORI HEROES,SEOUL | KOR 0 |
| 14 | KIM Minjae | IF | 1.81/5'11" | 82.0/181 | R | R | 3 JAN 1973 | HANWHA EAGLES,DAEJEON | KOR 0 |
| 15 | LEE Yongkyu | OF | 1.75/5'9" | 70.0/154 | L | L | 26 AUG 1985 | KIA TIGERS,GWANGJU | KOR 0 |
| 17 | KIM Kwanghyun | P | 1.87/6'2" | 83.0/183 | L | L | 22 JUL 1988 | SK WYVERNS,INCHEON | KOR 0 |
| 18 | KIM Dongjoo | IF | 1.80/5'11" | 98.0/216 | R | R | 3 FEB 1976 | DOOSAN BEARS,SEOUL | KOR 0 |
| 20 | JIN Kabyong | C | 1.82/6'0" | 90.0/198 | R | R | 8 MAY 1974 | SAMSUNG LIONS,DAEGU | KOR 0 |
| 21 | CHONG Taehyon | P | 1.85/6'1" | 98.0/216 | R | R | 10 NOV 1978 | SK WYVERNS,INCHEON | KOR 0 |
| 22 | HAN Kijoo | P | 1.86/6'1" | 90.0/198 | R | R | 29 APR 1987 | KIA TIGERS,GWANGJU | KOR 0 |
| 25 | LEE Seungyuop | IF | 1.83/6'0" | 92.0/203 | L | L | 18 AUG 1976 | YOMIURI GIANTS,TOKYO | JPN 0 |
| 28 | YOON Suk Min | | | | R | R | 24 JUL 1985 | KIA TIGERS,GWANGJU | KOR 0 |
| 29 | LEE Taekkeun | OF | 1.82/6'0" | 83.0/183 | R | R | 10 JUL 1980 | WOORI HEROES,SEOUL | KOR 0 |
| 35 | LEE Jinyoung | OF | 1.85/6'1" | 90.0/198 | L | L | 15 JUN 1980 | SK WYVERNS,INCHEON | KOR 0 |
| 37 | KANG Minho | C | 1.85/6'1" | 98.0/216 | R | R | 18 AUG 1985 | LOTTE GIANTS,BUSAN | KOR 0 |
| 39 | LEE Jongwook | OF | 1.76/5'9" | 77.0/170 | L | L | 18 JUN 1980 | DOOSAN BEARS,SEOUL | KOR 0 |
| 47 | KWON Hyuk | P | 1.87/6'2" | 90.0/198 | L | L | 6 NOV 1983 | SAMSUNG LIONS,DAEGU | KOR 0 |
| 50 | KIM Hyunsoo | OF | 1.88/6'2" | 95.0/209 | L | L | 12 JAN 1988 | DOOSAN BEARS,SEOUL | KOR 0 |
| 51 | BONG Jungkeun | P | 1.90/6'3" | 95.0/209 | L | L | 15 JUL 1980 | LG TWINS,SEOUL | KOR 0 |
| 91 | SONG Seungjun | P | 1.83/6'0" | 105.0/231 | R | R | 29 JUN 1980 | LOTTE GIANTS,BUSAN | KOR 0 |
| 99 | RYU Hyunjin | P | 1.87/6'2" | 98.0/216 | L | R | 25 MAR 1987 | HANWHA EAGLES,DAEJEON | KOR 0 |

Uniform Colour: White (Home)
Blue (Visitor)

Manager: 74 KIM Kyungmoon

Coaches:
76 KANG Heumduck
77 CHO Kye Hyun
88 KIM Kwangsoo
88 KIM Kitai

Legend:

| | | | |
|-----------------------------------|------------------------|--------------------------------------|----------------------------------|
| C Catcher | IF Infielder | IG International games played | L Bats/throws left handed |
| No Uniform number | OF Outfielder | P Pitcher | Pos Fielding position |
| R Bats/throws right handed | S Switch hitter | | |



TEAM ROSTER As of 12 AUG 2008

球队名单 / COMPOSITION DE L'ÉQUIPE

NED - NETHERLANDS

| No | Name | Pos | Height m/ft in | Weight Kg/lbs | Throw Hand | Bat Hand | Date of Birth | Club | IG |
|----|---------------------|-----|-------------------|------------------|---------------|-------------|---------------|---------------------|---------|
| 2 | de CASTER Yurendell | IF | 1.85/6'1" | 102.0/225 | R | R | 26 SEP 1979 | COLUMBUS CLIPPERS | USA 32 |
| 4 | WALSMA Pim | P | 1.94/6'4" | 78.0/172 | R | R | 3 FEB 1987 | PIRATES,AMSTERDAM | NED 3 |
| 5 | SLUIJTER Jeroen | IF | 1.80/5'11" | 84.0/185 | R | R | 2 APR 1975 | NEPTUNUS,ROTTERDAM | NED 25 |
| 8 | DUURSMA Michael | IF | 1.75/5'9" | 79.0/174 | R | R | 26 FEB 1978 | PIONIERS,HOOFDDORP | NED 73 |
| 9 | KOOLEN Roel | IF | 1.82/6'0" | 85.0/187 | R | R | 20 APR 1982 | KINHEIM,HAARLEM | NED 30 |
| 12 | ADRIANA Sharnol | IF | 1.85/6'1" | 95.0/209 | R | R | 13 NOV 1970 | ROJOS VERACRUZ | MEX 109 |
| 13 | van KAMPEN Michiel | P | 1.78/5'10" | 84.0/185 | R | R | 23 JAN 1976 | KINHEIM,HAARLEM | NED 53 |
| 14 | DRAIJER Dave | P | 1.96/6'5" | 94.0/207 | R | R | 30 SEP 1973 | PIONIERS,HOOFDDORP | NED 0 |
| 18 | KLOOSTER van't Dirk | OF | 1.92/6'4" | 85.0/187 | L | L | 23 APR 1976 | KINHEIM,HAARLEM | NED 193 |
| 19 | CORDEMANS Rob | P | 1.90/6'3" | 93.0/205 | R | R | 31 OCT 1974 | SPARTA, ROTTERDAM | NED 61 |
| 21 | KINGSALE Eugene | OF | 1.92/6'4" | 100.0/220 | R | S | 20 AUG 1976 | NEPTUNUS,ROTTERDAM | NED 55 |
| 24 | de JONG Sidney | C | 1.86/6'1" | 91.0/201 | R | R | 14 APR 1979 | PIRATES,AMSTERDAM | NED 111 |
| 25 | BERGMAN David | P | 1.88/6'2" | 100.0/220 | R | R | 16 AUG 1981 | KINHEIM,HAARLEM | NED 25 |
| 26 | ISENIA Percy | IF | 1.88/6'2" | 100.0/220 | R | R | 25 DEC 1976 | SPARTA, ROTTERDAM | NED 145 |
| 27 | ROMBLEY Danny | OF | 1.83/6'0" | 88.0/194 | R | R | 26 NOV 1979 | KINHEIM,HAARLEM | NED 79 |
| 29 | MEEUWIS Martijn | C | 1.80/5'11" | 78.0/172 | R | R | 14 JUL 1982 | NEPTUNUS,ROTTERDAM | NED 0 |
| 30 | LEGITO Raily | IF | 1.70/5'7" | 93.0/205 | R | R | 26 JUL 1978 | NEPTUNUS,ROTTERDAM | NED 179 |
| 31 | SMIT Alexander | P | 1.92/6'4" | 98.0/216 | L | R | 2 OCT 1985 | REDS SARASOTA | USA 14 |
| 33 | SULBARAN Juancarlos | P | 1.88/6'2" | 110.0/243 | R | R | 9 NOV 1989 | HERITAGE,DELRAY BCH | USA 0 |
| 36 | MARKWELL Diegomar | P | 1.85/6'1" | 105.0/231 | L | R | 8 AUG 1980 | NEPTUNUS,ROTTERDAM | NED 30 |
| 37 | ENGELHARDT Bryan | OF | 1.79/5'10" | 104.0/229 | L | L | 10 JAN 1982 | KINHEIM,HAARLEM | NED 70 |
| 38 | SMEETS Tjerk | C | 1.88/6'2" | 108.0/238 | R | R | 3 JUN 1980 | KINHEIM,HAARLEM | NED 15 |
| 39 | MARTIS Shairon | P | 1.86/6'1" | 94.0/207 | R | R | 30 MAR 1987 | COLUMBUS CLIPPERS | USA 3 |
| 44 | BOYD Leon | P | 1.98/6'6" | 95.0/209 | R | R | 30 AUG 1983 | NEPTUNUS,ROTTERDAM | NED 15 |

Uniform Colour: White (Home)
Grey (Visitor)

Manager: 6 EENHOORN Robert

Coaches: 11 FARLEY Brian
22 HUBBARD Jack
28 van den OEVER Paul
34 MARTINUS Wim

Legend:

| | | | |
|-----------------------------------|------------------------|--------------------------------------|----------------------------------|
| C Catcher | IF Infielder | IG International games played | L Bats/throws left handed |
| No Uniform number | OF Outfielder | P Pitcher | Pos Fielding position |
| R Bats/throws right handed | S Switch hitter | | |



TEAM ROSTER As of 12 AUG 2008

球队名单 / COMPOSITION DE L'ÉQUIPE

TPE - CHINESE TAIPEI

| No | Name | Pos | Height m/ft in | Weight Kg/lbs | Throw Hand | Bat Hand | Date of Birth | Club | IG |
|----|-------------------|-----|-------------------|------------------|---------------|-------------|---------------|--------------------------|---------|
| 6 | SHIH Chih-Wei | IF | 1.80/5'11" | 90.0/198 | R | R | 14 AUG 1977 | LA NEW BEARS, KAOHSIUNG | TPE 40 |
| 7 | KUO Yen-Wen | IF | 1.78/5'10" | 72.0/159 | R | L | 25 SEP 1988 | REDS CINCINNATI | USA 41 |
| 11 | CHIANG Chih-Hsien | IF | 1.82/6'0" | 90.0/198 | R | L | 21 FEB 1988 | BOSTON REDSOX, BOSTON | USA 56 |
| 12 | LEE Chen-Chang | P | 1.80/5'11" | 80.0/176 | R | R | 21 OCT 1986 | TAIPEI PH UNIV., TAIPEI | TPE 66 |
| 17 | TSAO Chin-Hui | P | 1.83/6'0" | 95.0/209 | R | R | 2 JUN 1981 | KANSAS ROYALS, KANSAS | USA 72 |
| 18 | PAN Wei-Lun | P | 1.83/6'0" | 98.0/216 | R | R | 5 MAR 1982 | PRESIDENT LION, TAINAN | TPE 69 |
| 19 | LO Chia-Jen | P | 1.80/5'11" | 81.0/179 | R | R | 7 APR 1986 | CULTURE UNIV., TAIPEI | TPE 72 |
| 21 | CHEN Wei-Yin | P | 1.85/6'1" | 88.0/194 | L | L | 21 JUL 1985 | CHUNICHI DRAG., NAGOYA | JPN 66 |
| 23 | PENG Cheng-Min | IF | 1.82/6'0" | 88.0/194 | R | R | 6 AUG 1978 | | 0 |
| 24 | LIN Che-Hsuan | OF | 1.80/5'11" | 85.0/187 | R | R | 21 SEP 1988 | BOSTON REDSOX, BOSTON | USA 60 |
| 27 | YEH Chun-Chang | C | 1.80/5'11" | 85.0/187 | R | R | 25 OCT 1972 | SINON BULLS, TAICHUNG | TPE 95 |
| 28 | LO Kuo-Hui | OF | 1.88/6'2" | 85.0/187 | R | R | 26 SEP 1985 | SEATTLE MARINERS | USA 78 |
| 31 | LIN Chih-Sheng | IF | 1.83/6'0" | 100.0/220 | R | R | 1 JAN 1982 | LA NEW BEARS, KAOHSIUNG | TPE 116 |
| 34 | KAO Chih-Kang | C | 1.78/5'10" | 75.0/165 | R | R | 7 FEB 1981 | PRESIDENT LION, TAINAN | TPE 88 |
| 36 | NI Fu-Te | P | 1.83/6'0" | 78.0/172 | L | L | 14 NOV 1982 | CHINATRUST WHALE, TAIPEI | TPE 81 |
| 41 | CHEN Feng-Min | C | 1.72/5'8" | 80.0/176 | R | R | 29 OCT 1977 | LA NEW BEARS, KAOHSIUNG | TPE 71 |
| 46 | YANG Chien-Fu | P | 1.76/5'9" | 75.0/165 | R | R | 22 APR 1979 | SINON BULLS, TAICHUNG | TPE 96 |
| 49 | CHANG Tai-Shan | IF | 1.73/5'8" | 90.0/198 | R | R | 31 OCT 1976 | SINON BULLS, TAICHUNG | TPE 131 |
| 52 | CHEN Chin-Feng | OF | 1.83/6'0" | 90.0/198 | R | R | 28 OCT 1977 | LA NEW BEARS, KAOHSIUNG | TPE 110 |
| 55 | PAN Wu-Hsiung | OF | 1.80/5'11" | 78.0/172 | L | L | 11 MAR 1981 | PRESIDENT LIONS, TAINAN | TPE 49 |
| 66 | CHANG Chien-Ming | OF | 1.78/5'10" | 75.0/165 | L | L | 27 JUL 1980 | SINON BULLS, TAICHUNG | TPE 95 |
| 81 | HSU Wen-Hsiung | P | 1.83/6'0" | 100.0/220 | R | R | 5 DEC 1978 | | 0 |
| 96 | CHENG Kai-Wen | P | 1.75/5'9" | 74.0/163 | R | R | 26 JUL 1988 | CULTURE UNIV., TAIPEI | TPE 66 |
| 99 | CHANG Chih-Chia | P | 1.80/5'11" | 85.0/187 | R | R | 6 MAY 1980 | | 0 |

Uniform Colour: White (Home)
Blue (Visitor)

Manager: 2 HONG I-Chung

Coaches: 32 KUNG Jung-Tang
85 HSIEH Chang-Heng
97 LU Ming-Tsu

Legend:

| | | | |
|-----------------------------------|------------------------|--------------------------------------|----------------------------------|
| C Catcher | IF Infielder | IG International games played | L Bats/throws left handed |
| No Uniform number | OF Outfielder | P Pitcher | Pos Fielding position |
| R Bats/throws right handed | S Switch hitter | | |



TEAM ROSTER As of 12 AUG 2008

球队名单 / COMPOSITION DE L'ÉQUIPE

USA - UNITED STATES of AMERICA

| No | Name | Pos | Height m/ft in | Weight Kg/lbs | Throw Hand | Bat Hand | Date of Birth | Club | IG |
|----|-------------------|-----|-------------------|------------------|---------------|-------------|---------------|--------------------|--------|
| 2 | DONALD Jason | IF | 1.85/6'1" | 86.0/190 | R | R | 4 SEP 1984 | PHILLIES,READING | USA 0 |
| 3 | NIX Jayson | IF | 1.80/5'11" | 89.0/196 | R | R | 26 AUG 1982 | ROCKIES,COL SPRING | USA 10 |
| 6 | MARSON Lou | C | 1.85/6'1" | 92.0/203 | R | R | 26 JUN 1986 | PHILLIES,READING | USA 0 |
| 7 | GALL John | OF | 1.83/6'0" | 91.0/201 | R | R | 2 APR 1978 | MARLINS,ALBUQUERQU | USA 20 |
| 10 | HESSMAN Mike | IF | 1.96/6'5" | 107.0/236 | R | R | 5 MAR 1978 | TIGERS,TOLEDO | USA 0 |
| 14 | SCHIERHOLTZ Nate | OF | 1.88/6'2" | 98.0/216 | R | L | 15 FEB 1984 | GIANTS,FRESNO | USA 0 |
| 15 | KNIGHT Brandon | P | 1.83/6'0" | 91.0/201 | R | L | 1 OCT 1975 | METS,NEW ORLEAN | USA 0 |
| 17 | BROWN Matt | IF | 1.82/6'0" | 93.0/205 | R | R | 8 AUG 1982 | ANGELS,SALT LAKE | USA 0 |
| 18 | BARDEN Brian | IF | 1.80/5'11" | 86.0/190 | R | R | 2 APR 1981 | CARDINALS,MEMPHIS | USA 0 |
| 19 | TEAGARDEN Taylor | C | 1.87/6'2" | 90.0/198 | R | R | 21 DEC 1983 | RANGERS,OKL CITY | USA 15 |
| 21 | KOPLOVE Michael | P | 1.78/5'10" | 77.0/170 | R | R | 30 AUG 1976 | DODGERS,LAS VEGAS | USA 0 |
| 24 | FOWLER Dexter | OF | 1.98/6'6" | 79.0/174 | R | S | 22 MAR 1986 | ROCKIES,TULSSA | USA 0 |
| 26 | TIFFEE Terry | IF | 1.90/6'3" | 102.0/225 | R | S | 21 APR 1979 | DODGERS,LAS VEGAS | USA 0 |
| 29 | STRASBURG Stephen | P | 1.96/6'5" | 98.0/216 | R | R | 20 JUL 1988 | SDSU,SAN DIEGO | USA 22 |
| 30 | CAHILL Trevor | P | 1.93/6'4" | 99.0/218 | R | R | 1 MAR 1988 | ATHLETICS,MIDLAND | USA 0 |
| 34 | ARRIETA Jake | P | 1.93/6'4" | 102.0/225 | R | R | 6 MAR 1986 | ORIOLES,FREDRICK | USA 0 |
| 35 | WEATHERS Casey | P | 1.85/6'1" | 99.0/218 | R | R | 10 JUN 1985 | ROCKIES,TULSA | USA 25 |
| 37 | STEVENS Jeff | P | 1.88/6'2" | 93.0/205 | R | R | 5 SEP 1983 | INDIANS,BUFFALO | USA 10 |
| 39 | JEPSEN Kevin | P | 1.90/6'3" | 97.0/214 | R | R | 26 JUL 1984 | ANAHEIM,SALT LAKE | USA 0 |
| 40 | ANDERSON Brett | P | 1.93/6'4" | 104.0/229 | L | L | 1 FEB 1988 | ATHLETICS,MIDLAND | USA 20 |
| 44 | LAPORTA Matt | OF | 1.88/6'2" | 98.0/216 | R | R | 8 JAN 1985 | INDIANS,AKRON | USA 12 |
| 45 | DUENSING Brian | P | 1.83/6'0" | 93.0/205 | L | L | 22 FEB 1983 | TWINS,ROCHESTER | USA 10 |
| 47 | CUMMINGS Jeremy | P | 1.88/6'2" | 93.0/205 | R | R | 7 NOV 1976 | RAYS,DURHAM | USA 0 |
| 49 | NEAL Blaine | P | 1.96/6'5" | 114.0/251 | R | L | 6 APR 1978 | TIGERS,TOLEDO | USA 0 |

Uniform Colour: White (Home)
Grey (Visitor)

Manager: 5 JOHNSON Davey

Coaches: 4 ECKSTEIN Rick
8 SMITH Reggie
27 LACHEMANN Marcel

Legend:

| | | | |
|-----------------------------------|------------------------|--------------------------------------|----------------------------------|
| C Catcher | IF Infielder | IG International games played | L Bats/throws left handed |
| No Uniform number | OF Outfielder | P Pitcher | Pos Fielding position |
| R Bats/throws right handed | S Switch hitter | | |



GAME SUMMARY (BOX SCORE)

比赛统计表 (比分表) / RÉSUMÉ DU MATCH (TABLEAU DÉTAILLÉ)

Cuba (CUB) 2 - Korea (KOR) 3

| Team | 1 | 2 | 3 | 4 | 5 | 6 | 7 | 8 | 9 | R | H | E | LOB |
|------|---|---|---|---|---|---|---|---|---|---|---|---|-----|
| KOR | 2 | 0 | 0 | 0 | 0 | 0 | 1 | 0 | 0 | 3 | 4 | 0 | 6 |
| CUB | 1 | 0 | 0 | 0 | 0 | 0 | 1 | 0 | 0 | 2 | 5 | 1 | 4 |

| KOR-Korea | Pos | AB | R | H | RBI | BB | SO | PO | A | E |
|----------------|-----|----|---|---|-----|----|----|----|----|---|
| LEE J | CF | 3 | - | - | - | 1 | - | 2 | - | - |
| LEE Y | RF | 3 | 1 | 2 | 1 | 1 | - | 3 | - | - |
| KIM H | LF | 4 | - | - | - | - | 1 | 1 | - | - |
| LEE S | 1B | 4 | 1 | 1 | 2 | - | 1 | 9 | 1 | - |
| KIM D | 3B | 2 | - | - | - | 2 | 1 | - | 1 | - |
| LEE D | DH | 4 | - | - | - | - | - | - | - | - |
| KO Y | 2B | 4 | - | - | - | - | 1 | 4 | 3 | - |
| KANG M | C | 4 | - | - | - | - | 1 | 6 | 1 | - |
| *JIN K | C | - | - | - | - | - | - | - | - | - |
| PARK J | SS | 4 | 1 | 1 | - | - | - | 1 | 4 | - |
| RYU H | P | - | - | - | - | - | - | 1 | 2 | - |
| *CHONG T | P | - | - | - | - | - | - | - | - | - |
| Totals: | | 32 | 3 | 4 | 3 | 4 | 5 | 27 | 12 | 0 |

| CUB-Cuba | Pos | AB | R | H | RBI | BB | SO | PO | A | E |
|----------------|-----|----|---|---|-----|----|----|----|----|---|
| DUVERGEL G | CF | 4 | - | - | - | - | 1 | 3 | - | - |
| OLIVERA H | 1B | 4 | - | 1 | - | - | - | 14 | - | - |
| ENRIQUEZ M | 3B | 3 | 1 | 1 | 1 | - | 1 | - | 4 | 1 |
| CEPEDA F | LF | 3 | - | - | - | 1 | 1 | 2 | - | - |
| BELL A | RF | 3 | 1 | 1 | 1 | 1 | 1 | 1 | - | - |
| GOURRIEL Y | 2B | 4 | - | - | - | - | - | 1 | 3 | - |
| DESPAIGNE A | DH | 3 | - | 1 | - | - | 2 | - | - | - |
| PESTANO A | C | 3 | - | 1 | - | - | 1 | 5 | - | - |
| PARET E | SS | 2 | - | - | - | - | - | 1 | 4 | - |
| *MERINO R | PH | 1 | - | - | - | - | - | - | - | - |
| *NAVAS L | SS | - | - | - | - | - | - | - | - | - |
| GONZALEZ N | P | - | - | - | - | - | - | - | 1 | - |
| *LAZO PL | P | - | - | - | - | - | - | - | - | - |
| *RODRIGUEZ L | P | - | - | - | - | - | - | - | 1 | - |
| Totals: | | 30 | 2 | 5 | 2 | 2 | 7 | 27 | 13 | 1 |

Bottom 9th JIN K entered as Catcher
Bottom 9th CHONG T entered as Pitcher

Top 6th LAZO PL entered as Pitcher
Top 7th RODRIGUEZ L entered as Pitcher
Bottom 8th MERINO R hit for (2) PARET E
Top 9th NAVAS L entered as Shortstop

2B - KOR 1 - LEE Yongkyu; CUB 1 - DESPAIGNE Alfredo

HR - KOR 1 - LEE S in 1st, (2 RBI); CUB 2 - ENRIQUEZ M in 1st, (1 RBI); BELL A in 7th, (1 RBI)

SH - KOR 0; CUB 1 - ENRIQUEZ Michel

GDP - KOR 0; CUB 1 - GOURRIEL Yuliesky

DP - KOR 1 - PARK Jinman, KO Youngmin, LEE Seungyuop; CUB 0

| KOR-Korea | W/L/S | IP | H | R | ER | BB | SO | HR | WP | BK |
|----------------|----------|-----|---|---|----|----|----|----|----|----|
| RYU H | W(2,0,0) | 8.1 | 5 | 2 | 2 | 2 | 7 | 2 | - | - |
| CHONG T | S(0,0,2) | 0.2 | - | - | - | - | - | - | - | - |
| Totals: | | 9.0 | 5 | 2 | 2 | 2 | 7 | 2 | 0 | 0 |

| CUB-Cuba | W/L/S | IP | H | R | ER | BB | SO | HR | WP | BK |
|----------------|----------|-----|---|---|----|----|----|----|----|----|
| GONZALEZ N | L(0,1,2) | 5.2 | 2 | 2 | 2 | 2 | 2 | 1 | - | - |
| LAZO PL | | 1.0 | 2 | 1 | 1 | 2 | 1 | - | - | - |
| RODRIGUEZ L | | 2.1 | - | - | - | - | 2 | - | - | - |
| Totals: | | 9.0 | 4 | 3 | 3 | 4 | 5 | 1 | 0 | 0 |



WUKESONG BASEBALL MAIN FIELD
 五棵松棒球主场地
 TERRAIN PRINCIPAL DE BASEBALL DE WUKESONG

SAT 星期六 SAM
 23 AUG 2008
 18:00

BASEBALL
 棒球 / BASEBALL

MEN
 男子项目 / HOMMES

FINAL - GAME 32
 决赛轮 - 第32场 / FINALE - MATCH 32



GAME SUMMARY (BOX SCORE)

比赛统计表 (比分表) / RÉSUMÉ DU MATCH (TABLEAU DÉTAILLÉ)

| | | |
|---|--|--|
| UMPIRES | (HP) REY COTTO Carlos (PUR) (2B) HYHAM Paul (AUS) (LF) CHIRICI Fabrizio (ITA) (RU) van den BERK Edwin (NED) | (1B) BURLESON Joseph (USA) (3B) RAMIREZ ROSAS Luis Alberto (MEX) (RF) ESTIVISON ANDERSON Edgar (PAN) |
| TECHNICAL COMMISSIONERS | BUENROSTRO Ezequiel (MEX) | ESSELMAN Jan (NED) |
| SCOREKEEPERS | LI Yulu (CHN) | SANTIAGO George (PUR) SUN Xiaojun (CHN) |
| LENGTH OF GAME: 3h 15min | | ATTENDANCE: 9,859 |
| CONDITIONS: Sunny with wind from the South | | TEMPERATURE: 31C/87F HUMIDITY: 55% |

| Legend: | | | | | |
|------------|---|-----------|------------------------|------------|----------------------------|
| 1B | First baseman | 2B | Doubles/Second baseman | 3B | Triples/Third baseman |
| AB | At Bats | BB | Bases on balls | BK | Balk |
| CF | Center fielder | CS | Caught stealing | DH | Designated hitter |
| E | Errors | ER | Earned runs | GDP | Grounded into double play |
| HBP | Hit by pitch | HP | Home plate | HR | Home runs |
| I/O | Reached base on interference or obstruction | LF | Left fielder | LOB | Left on base |
| L | Losses | PH | Pinch hitter | PO | Put outs |
| PB | Passed balls | R | Runs | RBI | Runs batted In |
| PR | Pinch runner | SB | Stolen bases | SH | Sacrifice hits |
| S | Saves | SS | Shortstop | TP | Triple plays |
| SO | Strike outs | * | Substitutions | A | Assists |
| WP | Wild Pitches | | | C | Catcher |
| | | | | DP | Double plays |
| | | | | H | Hits |
| | | | | IBB | Intentional bases on balls |
| | | | | IP | Innings pitched |
| | | | | P | Pitcher |
| | | | | Pos | Fielding position |
| | | | | RF | Right fielder |
| | | | | SF | Sacrifice flies |
| | | | | W | Wins |



GAME SUMMARY (BOX SCORE)

比赛统计表 (比分表) / RÉSUMÉ DU MATCH (TABLEAU DÉTAILLÉ)

United States (USA) 8 - Japan (JPN) 4

| Team | 1 | 2 | 3 | 4 | 5 | 6 | 7 | 8 | 9 | R | H | E | LOB |
|------|---|---|---|---|---|---|---|---|---|---|---|---|-----|
| JPN | 1 | 0 | 3 | 0 | 0 | 0 | 0 | 0 | 0 | 4 | 6 | 1 | 3 |
| USA | 0 | 1 | 3 | 0 | 4 | 0 | 0 | 0 | x | 8 | 9 | 0 | 8 |

| JPN-Japan | Pos | AB | R | H | RBI | BB | SO | PO | A | E |
|----------------|-----|----|---|---|-----|----|----|----|---|---|
| NISHIOKA T | DH | 3 | 1 | 1 | - | 1 | 1 | - | - | - |
| ARAKI M | 2B | 4 | 1 | 1 | 1 | - | 1 | 2 | - | - |
| AOKI N | CF | 3 | 1 | 1 | 3 | 1 | 1 | 1 | - | - |
| ARAI T | 1B | 4 | - | - | - | - | 1 | 4 | - | - |
| INABA A | RF | 3 | - | - | - | 1 | - | - | - | - |
| NAKAJIMA H | SS | 4 | - | 1 | - | - | 1 | 2 | 3 | - |
| ABE S | C | 4 | - | 1 | - | - | - | 12 | 1 | - |
| MURATA S | 3B | 2 | 1 | - | - | 1 | 1 | 1 | - | - |
| SATO T | LF | 1 | - | 1 | - | - | - | 1 | - | 1 |
| *MORINO M | LF | 1 | - | - | - | - | 1 | 1 | - | - |
| WADA T | P | - | - | - | - | - | - | - | 1 | - |
| *KAWAKAMI K | P | - | - | - | - | - | - | - | - | - |
| *NARUSE Y | P | - | - | - | - | - | - | - | - | - |
| *DARVISH Y | P | - | - | - | - | - | - | - | - | - |
| Totals: | | 29 | 4 | 6 | 4 | 4 | 7 | 24 | 5 | 1 |

| USA-United States | Pos | AB | R | H | RBI | BB | SO | PO | A | E |
|-------------------|-----|----|---|---|-----|----|----|----|----|---|
| BARDEN B | DH | 4 | 1 | - | - | 1 | 2 | - | - | - |
| NIX J | 2B | 4 | 1 | 1 | - | 1 | 1 | 2 | 5 | - |
| TIFFEE T | 1B | 5 | - | - | - | - | 3 | 12 | - | - |
| BROWN M | 3B | 4 | 2 | 2 | 3 | 1 | 1 | - | 2 | - |
| SCHIERHOLTZ N | RF | 3 | 1 | 1 | - | 1 | - | 1 | - | - |
| LAPORTA M | LF | 4 | 1 | 2 | 1 | - | 1 | 1 | - | - |
| TEAGARDEN T | C | 3 | 1 | 1 | 2 | 1 | 1 | 8 | 2 | - |
| DONALD J | SS | 2 | 1 | 2 | 2 | 2 | - | 2 | 5 | - |
| FOWLER D | CF | 4 | - | - | - | - | 1 | 1 | - | - |
| ANDERSON B | P | - | - | - | - | - | - | - | 1 | - |
| *JEPSEN K | P | - | - | - | - | - | - | - | - | - |
| Totals: | | 33 | 8 | 9 | 8 | 7 | 10 | 27 | 15 | 0 |

Bottom 3rd KAWAKAMI K entered as Pitcher
 Bottom 6th NARUSE Y entered as Pitcher
 Top 8th MORINO M hit for (46) SATO T
 Bottom 8th DARVISH Y entered as Pitcher

Top 8th JEPSEN K entered as Pitcher

- 2B** - JPN 0; USA 3 - BROWN Matt, TEAGARDEN Taylor, SCHIERHOLTZ Nate
- HR** - JPN 2 - ARAKI M in 1st, (1 RBI); AOKI N in 3rd, (3 RBI); USA 3 - BROWN M in 3rd, (3 RBI); DONALD J in 5th, (2 RBI); LAPORTA M in 2nd, (1 RBI)
- SB** - JPN 0; USA 1 - BROWN Matt
- CS** - JPN 1 - INABA Atsunori; USA 1 - NIX Jayson
- SH** - JPN 1 - SATO Takahiko; USA 0
- GDP** - JPN 2 - ARAKI Masahiro, NISHIOKA Tsuyoshi; USA 0
- DP** - JPN 0; USA 2 - DONALD Jason (2), TIFFEE Terry (2), NIX Jayson (2)



WUKESONG BASEBALL MAIN FIELD
 五棵松棒球主场地
 TERRAIN PRINCIPAL DE BASEBALL DE WUKESONG

SAT 星期六 SAM
 23 AUG 2008
 10:30

BASEBALL
 棒球 / BASEBALL

MEN
 男子项目 / HOMMES

FINAL - GAME 31
 决赛轮 - 第31场 / FINALE - MATCH 31



GAME SUMMARY (BOX SCORE)

比赛统计表 (比分表) / RÉSUMÉ DU MATCH (TABLEAU DÉTAILLÉ)

| JPN-Japan | W/L/S | IP | H | R | ER | BB | SO | HR | WP | BK |
|----------------|----------|------------|----------|----------|----------|----------|-----------|----------|----------|----------|
| WADA T | | 2.2 | 3 | 4 | 3 | 3 | 3 | 2 | - | - |
| KAWAKAMI K | L(0,1,0) | 2.1 | 4 | 4 | 4 | 1 | 1 | 1 | - | - |
| NARUSE Y | | 2.0 | 1 | - | - | 2 | 5 | - | - | - |
| DARVISH Y | | 1.0 | 1 | - | - | 1 | 1 | - | 2 | - |
| Totals: | | 8.0 | 9 | 8 | 7 | 7 | 10 | 3 | 2 | 0 |

| USA-United States | W/L/S | IP | H | R | ER | BB | SO | HR | WP | BK |
|-------------------|----------|------------|----------|----------|----------|----------|----------|----------|----------|----------|
| ANDERSON B | W(1,0,0) | 7.0 | 4 | 4 | 4 | 3 | 6 | 2 | - | - |
| JEPSEN K | | 2.0 | 2 | - | - | 1 | 1 | - | 1 | - |
| Totals: | | 9.0 | 6 | 4 | 4 | 4 | 7 | 2 | 1 | 0 |

UMPIRES

(HP) DIAZ BLANCO Nelson (CUB) (1B) SHEWCHUK Ron (CAN)
 (2B) TOLEDO RODRIGUEZ Daniel E. (MEX) (3B) MACKAY Malcolm (AUS)
 (LF) LIAO Wen-Ching (TPE) (RF) YANG Jianxiang (CHN)
 (RU) RODRIGUEZ DIAZ Juan V (PUR)

TECHNICAL COMMISSIONERS

ARRIETA Humberto (CUB) LIN Hua-Wei (TPE)

VALCKE Thomas (CAN)

SCOREKEEPERS

CHEN Xiaomin (CHN) GUO Yao (CHN)

WU Yuansheng (CHN)

LENGTH OF GAME: 3h 06min

ATTENDANCE: 8,750

CONDITIONS: Sunny with wind from the Nort

TEMPERATURE: 29C/84F

HUMIDITY: 62%

| Legend: | | | | | |
|------------|---|-----------|------------------------|------------|----------------------------|
| 1B | First baseman | 2B | Doubles/Second baseman | 3B | Triples/Third baseman |
| AB | At Bats | BB | Bases on balls | BK | Balk |
| CF | Center fielder | CS | Caught stealing | DH | Designated hitter |
| E | Errors | ER | Earned runs | GDP | Grounded into double play |
| HBP | Hit by pitch | HP | Home plate | HR | Home runs |
| I/O | Reached base on interference or obstruction | LF | Left fielder | LOB | Left on base |
| L | Losses | PH | Pinch hitter | PO | Put outs |
| PB | Passed balls | R | Runs | RBI | Runs batted In |
| PR | Pinch runner | SB | Stolen bases | SH | Sacrifice hits |
| S | Saves | SS | Shortstop | TP | Triple plays |
| SO | Strike outs | * | Substitutions | A | Assists |
| WP | Wild Pitches | | | C | Catcher |
| | | | | DP | Double plays |
| | | | | H | Hits |
| | | | | IBB | Intentional bases on balls |
| | | | | IP | Innings pitched |
| | | | | P | Pitcher |
| | | | | Pos | Fielding position |
| | | | | RF | Right fielder |
| | | | | SF | Sacrifice flies |
| | | | | W | Wins |



GAME SUMMARY (BOX SCORE)

比赛统计表 (比分表) / RÉSUMÉ DU MATCH (TABLEAU DÉTAILLÉ)

Korea (KOR) 6 - Japan (JPN) 2

| Team | 1 | 2 | 3 | 4 | 5 | 6 | 7 | 8 | 9 | R | H | E | LOB |
|------|---|---|---|---|---|---|---|---|---|---|----|---|-----|
| JPN | 1 | 0 | 1 | 0 | 0 | 0 | 0 | 0 | 0 | 2 | 6 | 2 | 6 |
| KOR | 0 | 0 | 0 | 1 | 0 | 0 | 1 | 4 | x | 6 | 10 | 1 | 6 |

| JPN-Japan | Pos | AB | R | H | RBI | BB | SO | PO | A | E |
|----------------|-----|-----------|----------|----------|----------|----------|----------|-----------|----------|----------|
| NISHIOKA T | DH | 3 | 2 | 2 | - | 1 | - | - | - | - |
| ARAKI M | 2B | 2 | - | - | - | - | - | 3 | 2 | - |
| AOKI N | CF | 3 | - | 2 | 1 | 1 | 1 | 3 | - | - |
| ARAI T | 1B | 4 | - | 1 | 1 | - | - | 5 | - | - |
| INABA A | RF | 4 | - | - | - | - | - | - | - | - |
| NAKAJIMA H | 3B | 4 | - | - | - | - | 1 | - | - | - |
| | SS | - | - | - | - | - | - | 1 | - | - |
| SATO T | LF | 3 | - | - | - | - | 1 | 1 | - | 2 |
| *MORINO M | PH | 1 | - | - | - | - | 1 | - | - | - |
| YANO A | C | 3 | - | - | - | - | 2 | 10 | 1 | - |
| *ABE S | PH | 1 | - | - | - | - | - | - | - | - |
| KAWASAKI M | SS | 2 | - | - | - | - | - | 2 | 2 | - |
| *MIYAMOTO S | 3B | 1 | - | 1 | - | - | - | - | - | - |
| SUGIUCHI T | P | - | - | - | - | - | - | - | 1 | - |
| *KAWAKAMI K | P | - | - | - | - | - | - | - | - | - |
| *NARUSE Y | P | - | - | - | - | - | - | - | - | - |
| *FUJIKAWA K | P | - | - | - | - | - | - | - | - | - |
| *IWASE H | P | - | - | - | - | - | - | - | - | - |
| *WAKUI H | P | - | - | - | - | - | - | - | - | - |
| Totals: | | 31 | 2 | 6 | 2 | 2 | 6 | 24 | 7 | 2 |

| KOR-Korea | Pos | AB | R | H | RBI | BB | SO | PO | A | E |
|----------------|-----|-----------|----------|-----------|----------|----------|-----------|-----------|-----------|----------|
| LEE J | CF | 4 | - | - | - | - | - | - | - | - |
| LEE Y | RF | 4 | 2 | 2 | - | - | - | 3 | - | - |
| KIM H | LF | 4 | - | 2 | - | - | 2 | - | - | - |
| LEE S | 1B | 4 | 1 | 1 | 2 | - | 2 | 11 | 1 | 1 |
| KIM D | 3B | 4 | 1 | 2 | - | - | 1 | 1 | 1 | - |
| LEE D | DH | - | - | - | - | 3 | - | - | - | - |
| *JEONG K | DH | 1 | 1 | - | - | - | - | - | - | - |
| KO Y | 2B | 4 | 1 | 1 | - | - | 1 | 3 | 2 | - |
| KANG M | C | 4 | - | 1 | 1 | - | 3 | 6 | - | - |
| PARK J | SS | 1 | - | - | - | 1 | - | 2 | 4 | - |
| *LEE J | SS | 1 | - | 1 | 1 | - | - | - | - | - |
| *KIM M | SS | 1 | - | - | - | - | 1 | - | - | - |
| KIM K | P | - | - | - | - | - | - | 1 | 5 | - |
| *YOON SM | P | - | - | - | - | - | - | - | - | - |
| Totals: | | 32 | 6 | 10 | 4 | 4 | 10 | 27 | 13 | 1 |

Bottom 4th KAWAKAMI K entered as Pitcher
 Bottom 6th NARUSE Y entered as Pitcher
 Top 7th MIYAMOTO S hit for (52) KAWASAKI M
 Bottom 7th FUJIKAWA K entered as Pitcher
 Bottom 8th IWASE H entered as Pitcher
 Bottom 8th WAKUI H entered as Pitcher
 Top 9th MORINO M hit for (46) SATO T
 Top 9th ABE S hit for (39) YANO A

Bottom 7th JEONG K ran for (10) LEE D
 Bottom 7th LEE J hit for (7) PARK J
 Top 8th KIM M entered as Shortstop
 Top 9th YOON SM entered as Pitcher



GAME SUMMARY (BOX SCORE)

比赛统计表 (比分表) / RÉSUMÉ DU MATCH (TABLEAU DÉTAILLÉ)

2B - JPN 0; KOR 1 - KANG Minhoo
HR - JPN 0; KOR 1 - LEE S in 8th, (2 RBI)
CS - JPN 0; KOR 1 - KIM Hyunsoo
SH - JPN 2 - ARAKI Masahiro (2); KOR 0
GDP - JPN 0; KOR 1 - LEE Seungyuop
DP - JPN 2 - KAWASAKI Munenori, ARAI Takahiro (2), ARAKI Masahiro (2); KOR 0

| JPN-Japan | W/L/S | IP | H | R | ER | BB | SO | HR | WP | BK |
|----------------|----------|------------|-----------|----------|----------|----------|-----------|----------|----------|----------|
| SUGIUCHI T | | 3.2 | 3 | 1 | 1 | 2 | 3 | - | - | - |
| KAWAKAMI K | | 1.1 | - | - | - | 1 | 2 | - | - | - |
| NARUSE Y | | 1.0 | 1 | - | - | - | 1 | - | - | - |
| FUJIKAWA K | | 1.0 | 2 | 1 | 1 | 1 | 2 | - | - | - |
| IWASE H | L(0,3,0) | 0.1 | 3 | 3 | 2 | - | 1 | 1 | - | - |
| WAKUI H | | 0.2 | 1 | 1 | - | - | 1 | - | - | - |
| Totals: | | 8.0 | 10 | 6 | 4 | 4 | 10 | 1 | 0 | 0 |

| KOR-Korea | W/L/S | IP | H | R | ER | BB | SO | HR | WP | BK |
|----------------|----------|------------|----------|----------|----------|----------|----------|----------|----------|----------|
| KIM K | W(1,0,0) | 8.0 | 6 | 2 | 1 | 2 | 5 | - | 1 | - |
| YOON SM | | 1.0 | - | - | - | - | 1 | - | - | - |
| Totals: | | 9.0 | 6 | 2 | 1 | 2 | 6 | 0 | 1 | 0 |

UMPIRES

(HP) RAMIREZ ROSAS Luis Alberto (MEX) (1B) COSTELLO Perry (USA)
(2B) ESTIVISON ANDERSON Edgar (PAN) (3B) CUEVAS RODRIGUEZ Juan J. (CUB)
(LF) HODGSON Brian James (CAN) (RF) LIAO Wen-Ching (TPE)
(RU) MACKAY Malcolm (AUS)

TECHNICAL COMMISSIONERS
SCOREKEEPERS

ARRIETA Humberto (CUB) SANTIAGO George (PUR) VALCKE Thomas (CAN)
CHEN Xiaomin (CHN) del PINO MUNOZ Carlos (CUB) WU Yuansheng (CHN)

LENGTH OF GAME: 3h 08min

ATTENDANCE: 8,480

CONDITIONS: Sunny with wind from the Nort

TEMPERATURE: 26C/78F

HUMIDITY: 56%

| Legend: | | | | | |
|------------|---|-----------|------------------------|------------|----------------------------|
| 1B | First baseman | 2B | Doubles/Second baseman | 3B | Triples/Third baseman |
| AB | At Bats | BB | Bases on balls | BK | Balk |
| CF | Center fielder | CS | Caught stealing | DH | Designated hitter |
| E | Errors | ER | Earned runs | GDP | Grounded into double play |
| HBP | Hit by pitch | HP | Home plate | HR | Home runs |
| I/O | Reached base on interference or obstruction | LF | Left fielder | LOB | Left on base |
| L | Losses | PH | Pinch hitter | PO | Put outs |
| PB | Passed balls | R | Runs | RBI | Runs batted In |
| PR | Pinch runner | SB | Stolen bases | SH | Sacrifice hits |
| S | Saves | SS | Shortstop | TP | Triple plays |
| SO | Strike outs | * | Substitutions | A | Assists |
| WP | Wild Pitches | | | C | Catcher |
| | | | | DP | Double plays |
| | | | | H | Hits |
| | | | | IBB | Intentional bases on balls |
| | | | | IP | Innings pitched |
| | | | | P | Pitcher |
| | | | | Pos | Fielding position |
| | | | | RF | Right fielder |
| | | | | SF | Sacrifice flies |
| | | | | W | Wins |



GAME SUMMARY (BOX SCORE)

比赛统计表 (比分表) / RÉSUMÉ DU MATCH (TABLEAU DÉTAILLÉ)

Cuba (CUB) 10 - United States (USA) 2

| Team | 1 | 2 | 3 | 4 | 5 | 6 | 7 | 8 | 9 | R | H | E | LOB |
|------|---|---|---|---|---|---|---|---|---|----|----|---|-----|
| USA | 0 | 0 | 0 | 1 | 1 | 0 | 0 | 0 | 0 | 2 | 6 | 2 | 5 |
| CUB | 0 | 0 | 2 | 1 | 0 | 1 | 0 | 6 | x | 10 | 14 | 2 | 4 |

| USA-United States | Pos | AB | R | H | RBI | BB | SO | PO | A | E |
|-------------------|-----|----|---|---|-----|----|----|----|----|---|
| BARDEN B | 2B | 3 | 1 | 1 | - | 1 | - | 6 | 2 | 1 |
| SCHIERHOLTZ N | RF | 4 | - | 1 | - | - | 1 | 2 | - | - |
| TIFFEE T | 1B | 4 | - | 1 | - | - | - | 7 | 2 | - |
| BROWN M | DH | 3 | - | 1 | 1 | - | - | - | - | - |
| GALL J | LF | 4 | - | - | - | - | - | - | - | - |
| HESSMAN M | 3B | 4 | - | - | - | - | 2 | - | 2 | 1 |
| MARSON L | C | 4 | 1 | 1 | - | - | 1 | 7 | 2 | - |
| DONALD J | SS | 3 | - | 1 | 1 | - | 1 | - | 4 | - |
| FOWLER D | CF | 3 | - | - | - | - | - | - | - | - |
| STRASBURG S | P | - | - | - | - | - | - | 2 | - | - |
| *DUENSING B | P | - | - | - | - | - | - | - | - | - |
| *KOPLOVE M | P | - | - | - | - | - | - | - | 1 | - |
| *STEVENS J | P | - | - | - | - | - | - | - | - | - |
| *NEAL B | P | - | - | - | - | - | - | - | - | - |
| Totals: | | 32 | 2 | 6 | 2 | 1 | 5 | 24 | 13 | 2 |

| CUB-Cuba | Pos | AB | R | H | RBI | BB | SO | PO | A | E |
|----------------|-----|----|----|----|-----|----|----|----|----|---|
| DUVERGEL G | CF | 4 | 1 | 1 | - | 1 | 1 | 2 | - | - |
| OLIVERA H | 1B | 5 | 1 | 1 | 1 | - | - | 6 | 2 | - |
| ENRIQUEZ M | 3B | 4 | 1 | 1 | - | - | 1 | 1 | - | 1 |
| CEPEDA F | LF | 4 | 2 | 2 | 1 | - | 1 | 3 | - | - |
| BELL A | RF | 4 | 1 | 2 | 3 | - | 1 | 2 | - | 1 |
| GOURRIEL Y | 2B | 4 | 1 | 2 | - | - | 1 | 2 | 3 | - |
| DESPAIGNE A | DH | 4 | 2 | 3 | 1 | - | - | - | - | - |
| PESTANO A | C | 4 | 1 | 1 | 3 | - | 1 | 5 | - | - |
| PARET E | SS | 3 | - | 1 | - | 1 | - | 2 | 4 | - |
| VERA NL | P | - | - | - | - | - | - | 4 | - | - |
| *LAZO PL | P | - | - | - | - | - | - | - | 1 | - |
| Totals: | | 36 | 10 | 14 | 9 | 2 | 6 | 27 | 10 | 2 |

Bottom 5th DUENSING B entered as Pitcher
 Bottom 7th KOPLOVE M entered as Pitcher
 Bottom 8th STEVENS J entered as Pitcher
 Bottom 8th NEAL B entered as Pitcher

Top 7th LAZO PL entered as Pitcher

- 2B** - USA 1 - BROWN Matt; CUB 1 - GOURRIEL Yuliesky
- 3B** - USA 0; CUB 1 - OLIVERA Hector
- HR** - USA 0; CUB 4 - BELL A in 8th, (3 RBI);DESPAIGNE A in 4th, (1 RBI);PESTANO A in 8th, (3 RBI);CEPEDA F in 6th, (1 RBI)
- SB** - USA 0; CUB 1 - PARET Eduardo
- CS** - USA 0; CUB 2 - GOURRIEL Yuliesky, BELL Alexei
- SF** - USA 1 - BROWN Matt; CUB 0
- GDP** - USA 2 - BROWN Matt, TIFFEE Terry; CUB 1 - OLIVERA Hector
- DP** - USA 1 - DONALD Jason, BARDEN Brian, TIFFEE Terry; CUB 2 - OLIVERA Hector (2), GOURRIEL Yuliesky (2), PARET Eduardo (2)



GAME SUMMARY (BOX SCORE)

比赛统计表 (比分表) / RÉSUMÉ DU MATCH (TABLEAU DÉTAILLÉ)

| USA-United States | W/L/S | IP | H | R | ER | BB | SO | HR | WP | BK |
|-------------------|----------|------------|-----------|-----------|----------|----------|----------|----------|----------|----------|
| STRASBURG S | L(1,1,0) | 4.0 | 6 | 3 | 2 | - | 5 | 1 | - | - |
| DUENSING B | | 2.0 | 2 | 1 | 1 | 1 | - | 1 | - | - |
| KOPLOVE M | | 1.0 | - | - | - | 1 | 1 | - | - | - |
| STEVENS J | | 0.1 | 3 | 3 | 3 | - | - | 1 | - | - |
| NEAL B | | 0.2 | 3 | 3 | 2 | - | - | 1 | - | - |
| Totals: | | 8.0 | 14 | 10 | 8 | 2 | 6 | 4 | 0 | 0 |

| CUB-Cuba | W/L/S | IP | H | R | ER | BB | SO | HR | WP | BK |
|----------------|----------|------------|----------|----------|----------|----------|----------|----------|----------|----------|
| VERA NL | W(2,0,0) | 6.0 | 4 | 2 | 1 | 1 | 1 | - | - | - |
| LAZO PL | S(1,0,2) | 3.0 | 2 | - | - | - | 4 | - | - | - |
| Totals: | | 9.0 | 6 | 2 | 1 | 1 | 5 | 0 | 0 | 0 |

UMPIRES

(HP) RODRIGUEZ DIAZ Juan V (PUR) (1B) HYHAM Paul (AUS)
(2B) TOLEDO RODRIGUEZ Daniel E. (MEX) (3B) CHIRICI Fabrizio (ITA)
(LF) KUWABARA Kazuhiko (JPN) (RF) van den BERK Edwin (NED)
(RU) SHEWCHUK Ron (CAN)

TECHNICAL COMMISSIONERS
SCOREKEEPERS

BUENROSTRO Ezequiel (MEX) ESSELMAN Jan (NED) LIN Hua-Wei (TPE)
MOLONEY Jennie (AUS) SUN Zhimin (CHN) ZONG Fei (CHN)

LENGTH OF GAME: 2h 48min

ATTENDANCE: 8,632

CONDITIONS: Sunny with wind from the South-South-East

TEMPERATURE: 29C/84F

HUMIDITY: 48%

| Legend: | | | | | |
|------------|---|-----------|------------------------|------------|----------------------------|
| 1B | First baseman | 2B | Doubles/Second baseman | 3B | Triples/Third baseman |
| AB | At Bats | BB | Bases on balls | BK | Balk |
| CF | Center fielder | CS | Caught stealing | DH | Designated hitter |
| E | Errors | ER | Earned runs | GDP | Grounded into double play |
| HBP | Hit by pitch | HP | Home plate | HR | Home runs |
| I/O | Reached base on interference or obstruction | LF | Left fielder | LOB | Left on base |
| L | Losses | PH | Pinch hitter | PO | Put outs |
| PB | Passed balls | R | Runs | RBI | Runs batted In |
| PR | Pinch runner | SB | Stolen bases | SH | Sacrifice hits |
| S | Saves | SS | Shortstop | TP | Triple plays |
| SO | Strike outs | * | Substitutions | A | Assists |
| WP | Wild Pitches | | | C | Catcher |
| | | | | DP | Double plays |
| | | | | H | Hits |
| | | | | IBB | Intentional bases on balls |
| | | | | IP | Innings pitched |
| | | | | P | Pitcher |
| | | | | Pos | Fielding position |
| | | | | RF | Right fielder |
| | | | | SF | Sacrifice flies |
| | | | | W | Wins |



GAME SUMMARY (BOX SCORE)

比赛统计表 (比分表) / RÉSUMÉ DU MATCH (TABLEAU DÉTAILLÉ)

Chinese Taipei (TPE) 5 - Netherlands (NED) 0

| Team | 1 | 2 | 3 | 4 | 5 | 6 | 7 | 8 | 9 | R | H | E | LOB |
|------|---|---|---|---|---|---|---|---|---|---|---|---|-----|
| NED | 0 | 0 | 0 | 0 | 0 | 0 | 0 | 0 | 0 | 0 | 4 | 1 | 3 |
| TPE | 0 | 1 | 0 | 3 | 0 | 1 | 0 | 0 | x | 5 | 7 | 0 | 7 |

| NED-Netherlands | Pos | AB | R | H | RBI | BB | SO | PO | A | E |
|-------------------|-----|----|---|---|-----|----|----|----|---|---|
| DUURSMA M | SS | 4 | - | - | - | - | 1 | - | - | - |
| KINGSALE E | CF | 4 | - | - | - | - | 6 | - | 1 | - |
| de CASTER Y | 3B | 4 | - | - | - | - | 2 | - | 2 | - |
| ADRIANA S | 1B | 3 | - | 1 | - | - | 1 | 4 | - | - |
| de JONG S | C | 3 | - | - | - | - | 5 | - | - | - |
| LEGITO R | DH | 3 | - | - | - | - | 1 | - | - | - |
| ENGELHARDT B | LF | 2 | - | 1 | - | 1 | 7 | - | - | - |
| KOOLEN R | 2B | 3 | - | - | - | - | 1 | - | - | - |
| ROMBLEY D | RF | 2 | - | 1 | - | - | 2 | - | - | - |
| *KLOOSTER van't D | PH | 1 | - | 1 | - | - | - | - | - | - |
| BERGMAN D | P | - | - | - | - | - | - | - | - | - |
| *CORDEMANS R | P | - | - | - | - | - | - | - | - | - |
| *DRAIJER D | P | - | - | - | - | - | - | - | - | - |
| Totals: | | 29 | 0 | 4 | 0 | 1 | 7 | 24 | 2 | 1 |

| TPE-Chinese Taipei | Pos | AB | R | H | RBI | BB | SO | PO | A | E |
|--------------------|-----|----|---|---|-----|----|----|----|---|---|
| LIN CH | CF | 4 | - | 1 | 1 | - | 1 | 3 | - | - |
| CHANG CM | RF | 3 | - | 2 | 2 | - | 1 | 1 | - | - |
| PENG CM | 1B | 4 | - | 1 | - | - | 1 | 12 | - | - |
| CHEN CF | DH | 4 | - | - | - | - | 1 | - | - | - |
| LIN CS | SS | 1 | 2 | - | - | 3 | - | 2 | 4 | - |
| CHIANG CH | 2B | 4 | - | 1 | - | - | - | 1 | 2 | - |
| LO KH | LF | 2 | 1 | - | 1 | 1 | - | 1 | - | - |
| YEH CC | C | 4 | 1 | 1 | 1 | - | 1 | 7 | - | - |
| SHIH CW | 3B | 3 | 1 | 1 | - | 1 | - | - | 2 | - |
| CHEN WY | P | - | - | - | - | - | - | - | 1 | - |
| *CHENG KW | P | - | - | - | - | - | - | - | - | - |
| Totals: | | 29 | 5 | 7 | 5 | 5 | 5 | 27 | 9 | 0 |

Bottom 4th CORDEMANS R entered as Pitcher

Bottom 8th DRAIJER D entered as Pitcher

Top 9th KLOOSTER van't D hit for (27) ROMBLEY D

Top 8th CHENG KW entered as Pitcher

2B - NED 1 - ENGELHARDT Bryan; TPE 2 - CHIANG Chih-Hsien, SHIH Chih-Wei

SB - NED 1 - ROMBLEY Danny; TPE 0

SF - NED 0; TPE 2 - CHANG Chien-Ming, LO Kuo-Hui

GDP - NED 1 - de JONG Sidney; TPE 0

DP - NED 0; TPE 2 - CHIANG Chih-Hsien, PENG Cheng-Min (2), LIN Chih-Sheng

| NED-Netherlands | W/L/S | IP | H | R | ER | BB | SO | HR | WP | BK |
|-----------------|----------|-----|---|---|----|----|----|----|----|----|
| BERGMAN D | L(0,1,0) | 3.1 | 4 | 4 | 3 | 3 | 2 | - | - | - |
| CORDEMANS R | | 3.2 | 3 | 1 | 1 | 2 | 2 | - | - | - |
| DRAIJER D | | 1.0 | - | - | - | - | 1 | - | - | - |
| Totals: | | 8.0 | 7 | 5 | 4 | 5 | 5 | 0 | 0 | 0 |

| TPE-Chinese Taipei | W/L/S | IP | H | R | ER | BB | SO | HR | WP | BK |
|--------------------|----------|-----|---|---|----|----|----|----|----|----|
| CHEN WY | W(1,0,0) | 7.0 | 3 | - | - | - | 7 | - | - | - |
| CHENG KW | | 2.0 | 1 | - | - | 1 | - | - | - | - |
| Totals: | | 9.0 | 4 | 0 | 0 | 1 | 7 | 0 | 0 | 0 |

IBB - NED 1 - LIN CH by CORDEMANS R; TPE 0



WUKESONG BASEBALL FIELD 2
 五棵松2号棒球场
 TERRAIN 2 DE BASEBALL DE WUKESONG

WED 星期三 MER
 13 AUG 2008
 10:30

BASEBALL
 棒球 / BASEBALL

MEN
 男子项目 / HOMMES

PRELIMINARIES - GAME 1
 预赛 - 第01场 / ÉLIMINATOIRES - MATCH 1



GAME SUMMARY (BOX SCORE)

比赛统计表 (比分表) / RÉSUMÉ DU MATCH (TABLEAU DÉTAILLÉ)

UMPIRES (HP) DIAZ BLANCO Nelson (CUB) (1B) REY COTTO Carlos (PUR)
 (2B) COSTELLO Perry (USA) (3B) KUWABARA Kazuhiko (JPN)
 (RU) CUEVAS RODRIGUEZ Juan Jose (CUB)

TECHNICAL COMMISSIONERS ARRIETA Humberto (CUB) ROBERTSON Geoffrey (AUS)

SCOREKEEPERS GUO Yao (CHN) MOLONEY Jennie (AUS) ZONG Fei (CHN)

LENGTH OF GAME: 2h 17min **ATTENDANCE:** 1,510

CONDITIONS: Rain with wind from the Nort **TEMPERATURE:** 26C/78F **HUMIDITY:** 75%

| Legend: | | | | | |
|------------|---|-----------|------------------------|------------|----------------------------|
| 1B | First baseman | 2B | Doubles/Second baseman | 3B | Triples/Third baseman |
| AB | At Bats | BB | Bases on balls | BK | Balk |
| CF | Center fielder | CS | Caught stealing | DH | Designated hitter |
| E | Errors | ER | Earned runs | GDP | Grounded into double play |
| HBP | Hit by pitch | HP | Home plate | HR | Home runs |
| I/O | Reached base on interference or obstruction | LF | Left fielder | LOB | Left on base |
| L | Losses | PH | Pinch hitter | PO | Put outs |
| PB | Passed balls | R | Runs | RBI | Runs batted In |
| PR | Pinch runner | SB | Stolen bases | SH | Sacrifice hits |
| S | Saves | SS | Shortstop | TP | Triple plays |
| SO | Strike outs | * | Substitutions | A | Assists |
| WP | Wild Pitches | | | C | Catcher |
| | | | | DP | Double plays |
| | | | | H | Hits |
| | | | | IBB | Intentional bases on balls |
| | | | | IP | Innings pitched |
| | | | | P | Pitcher |
| | | | | Pos | Fielding position |
| | | | | RF | Right fielder |
| | | | | SF | Sacrifice flies |
| | | | | W | Wins |



GAME SUMMARY (BOX SCORE)

比赛统计表 (比分表) / RÉSUMÉ DU MATCH (TABLEAU DÉTAILLÉ)

China (CHN) 0 - Canada (CAN) 10

| Team | 1 | 2 | 3 | 4 | 5 | 6 | 7 | 8 | 9 | R | H | E | LOB |
|------|---|---|---|---|---|---|---|---|---|----|----|---|-----|
| CAN | 0 | 0 | 0 | 3 | 2 | 0 | 1 | 4 | | 10 | 10 | 0 | 6 |
| CHN | 0 | 0 | 0 | 0 | 0 | 0 | 0 | 0 | | 0 | 8 | 2 | 7 |

| CAN-Canada | Pos | AB | R | H | RBI | BB | SO | PO | A | E |
|----------------|-----|----|----|----|-----|----|----|----|---|---|
| STERN A | CF | 4 | 2 | 1 | 2 | 1 | - | 1 | - | - |
| *RADMANOVICH R | CF | - | - | - | - | - | - | - | - | - |
| CLAPP S | 2B | 3 | 1 | 1 | 1 | 1 | - | - | - | - |
| SAUNDERS M | RF | 5 | 2 | 2 | 1 | - | 1 | 1 | - | - |
| THORMAN S | 1B | 2 | 2 | 1 | 3 | - | - | 8 | - | - |
| *FROSTAD E | PH | 1 | - | - | - | - | 1 | - | - | - |
| | 1B | - | - | - | - | - | - | - | - | - |
| WEGLARZ N | LF | 3 | - | 1 | 1 | 1 | 1 | 1 | - | - |
| *LAWRIE B | LF | - | - | - | - | - | - | - | - | - |
| VANOSTRAND J | DH | 4 | - | 2 | 1 | - | - | - | - | - |
| ROGELSTAD M | 3B | 4 | - | - | - | - | - | - | 1 | - |
| ROBINSON C | C | 3 | 1 | 1 | - | 1 | 1 | 9 | 1 | - |
| *CORRENTE D | C | - | - | - | - | - | - | 3 | - | - |
| GARCIA E | SS | 2 | 2 | 1 | - | 2 | - | 1 | 2 | - |
| BEGG C | P | - | - | - | - | - | - | - | 3 | - |
| *BURTON T | P | - | - | - | - | - | - | - | - | - |
| *CORMIER R | P | - | - | - | - | - | - | - | - | - |
| Totals: | | 31 | 10 | 10 | 9 | 6 | 4 | 24 | 7 | 0 |

| CHN-China | Pos | AB | R | H | RBI | BB | SO | PO | A | E |
|----------------|-----|----|---|---|-----|----|----|----|---|---|
| SUN L | CF | 4 | - | 1 | - | - | 1 | 3 | - | - |
| HOU F | DH | 4 | - | 1 | - | - | 1 | - | - | - |
| FENG F | RF | 4 | - | 1 | - | - | 1 | 5 | - | - |
| WANG W | C | 4 | - | 1 | - | - | 2 | 4 | - | - |
| JIA Y | 1B | 3 | - | - | - | - | 1 | 4 | - | - |
| ZHANG Y | SS | 3 | - | 1 | - | - | 2 | 4 | 1 | - |
| LI L | 2B | 3 | - | 2 | - | - | 1 | 2 | 2 | - |
| WANG C | LF | 2 | - | - | - | - | 2 | 1 | 1 | - |
| *ZHANG H | PH | 1 | - | - | - | - | 1 | - | - | - |
| | LF | - | - | - | - | - | - | 1 | - | - |
| SUN W | 3B | 3 | - | 1 | - | - | 1 | - | 2 | - |
| BU T | P | - | - | - | - | - | - | - | - | - |
| *LIU K | P | - | - | - | - | - | - | - | - | 1 |
| *CHEN J | P | - | - | - | - | - | - | - | - | 1 |
| *LI W | P | - | - | - | - | - | - | - | - | - |
| Totals: | | 31 | 0 | 8 | 0 | 0 | 13 | 24 | 6 | 2 |

Bottom 7th BURTON T entered as Pitcher
Top 8th FROSTAD E hit for (40) THORMAN S
Bottom 8th CORRENTE D entered as Catcher
Bottom 8th LAWRIE B entered as Left Fielder
Bottom 8th RADMANOVICH R entered as Center Fielder
Bottom 8th CORMIER R entered as Pitcher

Top 5th LIU K entered as Pitcher
Top 7th CHEN J entered as Pitcher
Bottom 7th ZHANG H hit for (25) WANG C
Top 8th LI W entered as Pitcher

- 2B** - CAN 0; CHN 3 - SUN Lingfeng, FENG Fei, WANG Wei
- 3B** - CAN 1 - STERN Adam; CHN 0
- HR** - CAN 2 - THORMAN S in 4th, (3 RBI); SAUNDERS M in 8th, (1 RBI); CHN 0
- SB** - CAN 2 - THORMAN Scott, GARCIA Emmanuel; CHN 0
- SF** - CAN 1 - CLAPP Stubby; CHN 0
- GDP** - CAN 1 - VANOSTRAND Jimmy; CHN 1 - FENG Fei
- DP** - CAN 1 - THORMAN Scott, BEGG Chris, GARCIA Emmanuel; CHN 1 - ZHANG Yufeng, LI Lei, JIA Yubing



GAME SUMMARY (BOX SCORE)

比赛统计表 (比分表) / RÉSUMÉ DU MATCH (TABLEAU DÉTAILLÉ)

| CAN-Canada | W/L/S | IP | H | R | ER | BB | SO | HR | WP | BK |
|----------------|----------|------------|----------|----------|----------|----------|-----------|----------|----------|----------|
| BEGG C | W(1,0,0) | 6.2 | 6 | - | - | - | 9 | - | - | - |
| BURTON T | | 0.1 | 1 | - | - | - | 1 | - | - | - |
| CORMIER R | | 1.0 | 1 | - | - | - | 3 | - | - | - |
| Totals: | | 8.0 | 8 | 0 | 0 | 0 | 13 | 0 | 0 | 0 |

| CHN-China | W/L/S | IP | H | R | ER | BB | SO | HR | WP | BK |
|----------------|----------|------------|-----------|-----------|-----------|----------|----------|----------|----------|----------|
| BU T | L(0,1,0) | 4.1 | 7 | 5 | 5 | - | 1 | 1 | - | - |
| LIU K | | 1.2 | - | - | - | 4 | 1 | - | 1 | - |
| CHEN J | | 1.1 | 2 | 4 | 4 | 2 | 1 | - | - | - |
| LI W | | 0.2 | 1 | 1 | 1 | - | 1 | 1 | - | - |
| Totals: | | 8.0 | 10 | 10 | 10 | 6 | 4 | 2 | 1 | 0 |

HBP - CAN 0; CHN 2 - THORMAN S by CHEN J, THORMAN S by LIU K

UMPIRES

(HP) HYHAM Paul (AUS) (1B) TOLEDO RODRIGUEZ Daniel E. (MEX)
(2B) van den BERK Edwin (NED) (3B) LIAO Wen-Ching (TPE)
(RU) CUEVAS RODRIGUEZ Juan Jose (CUB)

TECHNICAL COMMISSIONERS

ASO Koji (JPN) SANTIAGO George (PUR)

SCOREKEEPERS

del PINO MUNOZ Carlos (CUB) LIU Jingchun (CHN) SUN Xiaojun (CHN)

LENGTH OF GAME: 2h 41min

ATTENDANCE: 7,105

CONDITIONS: Light Rain with wind from the North

TEMPERATURE: 28C/82F

HUMIDITY: 55%

| Legend: | | | | | |
|------------|---|-----------|------------------------|------------|----------------------------|
| 1B | First baseman | 2B | Doubles/Second baseman | 3B | Triples/Third baseman |
| AB | At Bats | BB | Bases on balls | BK | Balk |
| CF | Center fielder | CS | Caught stealing | DH | Designated hitter |
| E | Errors | ER | Earned runs | GDP | Grounded into double play |
| HBP | Hit by pitch | HP | Home plate | HR | Home runs |
| I/O | Reached base on interference or obstruction | LF | Left fielder | LOB | Left on base |
| L | Losses | PH | Pinch hitter | PO | Put outs |
| PB | Passed balls | R | Runs | RBI | Runs batted In |
| PR | Pinch runner | SB | Stolen bases | SH | Sacrifice hits |
| S | Saves | SS | Shortstop | TP | Triple plays |
| SO | Strike outs | * | Substitutions | A | Assists |
| WP | Wild Pitches | | | C | Catcher |
| | | | | DP | Double plays |
| | | | | H | Hits |
| | | | | IBB | Intentional bases on balls |
| | | | | IP | Innings pitched |
| | | | | P | Pitcher |
| | | | | Pos | Fielding position |
| | | | | RF | Right fielder |
| | | | | SF | Sacrifice flies |
| | | | | W | Wins |



GAME SUMMARY (BOX SCORE)

CORRECTED

比赛统计表 (比分表) / RÉSUMÉ DU MATCH (TABLEAU DÉTAILLÉ)

Korea (KOR) 8 - United States (USA) 7

| Team | 1 | 2 | 3 | 4 | 5 | 6 | 7 | 8 | 9 | R | H | E | LOB |
|------|---|---|---|---|---|---|---|---|---|---|----|---|-----|
| USA | 1 | 0 | 0 | 0 | 2 | 1 | 0 | 0 | 3 | 7 | 12 | 1 | 7 |
| KOR | 0 | 2 | 1 | 0 | 3 | 0 | 0 | 0 | 2 | 8 | 9 | 1 | 3 |

| USA-United States | Pos | AB | R | H | RBI | BB | SO | PO | A | E |
|-------------------|-----|----|---|----|-----|----|----|----|----|---|
| GALL J | LF | 5 | - | - | - | - | 3 | 1 | - | - |
| *MARSON L | C | - | - | - | - | - | - | - | - | - |
| NIX J | 2B | 5 | 1 | 1 | - | - | 1 | - | 5 | - |
| TIFFEE T | DH | 4 | - | 2 | 1 | 1 | 1 | - | - | - |
| BROWN M | 1B | 5 | - | 2 | 3 | - | 1 | 12 | - | - |
| SCHIERHOLTZ N | CF | 5 | 1 | 1 | 1 | - | - | 2 | - | - |
| | RF | - | - | - | - | - | - | - | - | - |
| LAPORTA M | RF | 4 | - | - | - | - | 1 | 2 | - | - |
| | LF | - | - | - | - | - | - | - | - | - |
| HESSMAN M | 3B | 4 | 2 | 2 | 1 | - | 1 | - | 3 | - |
| TEAGARDEN T | C | 3 | 1 | 1 | - | 1 | 2 | 6 | 1 | - |
| *FOWLER D | PR | - | 1 | - | - | - | - | - | - | - |
| | CF | - | - | - | - | - | - | 1 | - | - |
| BARDEN B | SS | 4 | 1 | 3 | 1 | - | 1 | 2 | 2 | - |
| KNIGHT B | P | - | - | - | - | - | - | - | 1 | - |
| *KOPLOVE M | P | - | - | - | - | - | - | - | 1 | - |
| *DUENSING B | P | - | - | - | - | - | - | - | - | - |
| *JEPSEN K | P | - | - | - | - | - | - | - | - | - |
| *STEVENS J | P | - | - | - | - | - | - | - | - | 1 |
| Totals: | | 39 | 7 | 12 | 7 | 2 | 11 | 26 | 13 | 1 |

| KOR-Korea | Pos | AB | R | H | RBI | BB | SO | PO | A | E |
|----------------|-----|----|---|---|-----|----|----|----|---|---|
| LEE J | CF | 4 | 1 | 2 | 1 | - | 1 | 1 | - | - |
| LEE Y | LF | 3 | 2 | 2 | 1 | 1 | - | - | - | - |
| LEE J | RF | 4 | - | 1 | 1 | - | 1 | 4 | - | - |
| LEE S | 1B | 4 | - | 1 | 1 | - | 1 | 7 | - | - |
| KIM D | 3B | 4 | 1 | 1 | - | - | 1 | - | 5 | - |
| LEE D | DH | 4 | 1 | 1 | 2 | - | - | - | - | - |
| JIN K | C | 3 | - | - | - | - | - | 11 | - | - |
| *JEONG K | PH | 1 | 1 | 1 | - | - | - | - | - | - |
| PARK J | SS | 3 | - | - | - | - | - | 2 | 1 | 1 |
| *KIM H | PH | 1 | - | - | - | - | - | - | - | - |
| KO Y | 2B | 2 | 1 | - | - | 1 | 1 | 2 | 2 | - |
| *LEE T | PH | 1 | 1 | - | 1 | - | - | - | - | - |
| BONG J | P | - | - | - | - | - | - | - | - | - |
| *CHONG T | P | - | - | - | - | - | - | - | - | - |
| *KIM K | P | - | - | - | - | - | - | - | - | - |
| *HAN K | P | - | - | - | - | - | - | - | - | - |
| *YOON SM | P | - | - | - | - | - | - | - | - | - |
| Totals: | | 34 | 8 | 9 | 7 | 2 | 5 | 27 | 8 | 1 |

Bottom 5th KOPLOVE M entered as Pitcher
Bottom 7th DUENSING B entered as Pitcher
Bottom 8th JEPSEN K entered as Pitcher
Top 9th FOWLER D ran for (19) TEAGARDEN T
Bottom 9th STEVENS J entered as Pitcher
Bottom 9th MARSON L entered as Catcher

Top 5th CHONG T entered as Pitcher
Top 8th KIM K entered as Pitcher
Top 9th HAN K entered as Pitcher
Top 9th YOON SM entered as Pitcher
Bottom 9th JEONG K hit for (20) JIN K
Bottom 9th KIM H hit for (7) PARK J
Bottom 9th LEE T hit for (3) KO Y



WUKESONG BASEBALL FIELD 2
五棵松2号棒球场
TERRAIN 2 DE BASEBALL DE WUKESONG

WED 星期三 MER
13 AUG 2008
18:00

BASEBALL
棒球 / BASEBALL

MEN
男子项目 / HOMMES

PRELIMINARIES - GAME 3
预赛 - 第03场 / ÉLIMINATOIRES - MATCH 3



GAME SUMMARY (BOX SCORE)

CORRECTED

比赛统计表 (比分表) / RÉSUMÉ DU MATCH (TABLEAU DÉTAILLÉ)

2B - USA 2 - BARDEN Brian, NIX Jayson; KOR 3 - JEONG Keunwoo, LEE Seungyuop, LEE Yongkyu
HR - USA 2 - SCHIERHOLTZ N in 6th, (1 RBI); HESSMAN M in 9th, (1 RBI); KOR 1 - LEE D in 2nd, (2 RBI)
CS - USA 0; KOR 1 - LEE Jongwook
SF - USA 0; KOR 1 - LEE Jongwook
GDP - USA 1 - HESSMAN Mike; KOR 0
DP - USA 0; KOR 1 - KO Youngmin, LEE Seungyuop, KIM Dongjoo

| USA-United States | W/L/S | IP | H | R | ER | BB | SO | HR | WP | BK |
|-------------------|----------|-----|---|---|----|----|----|----|----|----|
| KNIGHT B | | 4.1 | 8 | 6 | 6 | 2 | 2 | 1 | 1 | - |
| KOPLove M | | 1.2 | - | - | - | - | 1 | - | - | - |
| DUENSING B | | 1.1 | - | - | - | - | 2 | - | - | - |
| JEPSEN K | | 0.2 | - | - | - | - | - | - | - | - |
| STEVENS J | L(0,2,0) | 0.2 | 1 | 2 | 1 | - | - | - | - | - |
| Totals: | | 8.2 | 9 | 8 | 7 | 2 | 5 | 1 | 1 | 0 |

| KOR-Korea | W/L/S | IP | H | R | ER | BB | SO | HR | WP | BK |
|----------------|----------|-----|----|---|----|----|----|----|----|----|
| BONG J | | 4.1 | 5 | 3 | 3 | 1 | 4 | - | - | - |
| CHONG T | | 2.2 | 2 | 1 | 1 | - | 6 | 1 | - | - |
| KIM K | | 1.0 | 1 | - | - | - | - | - | - | - |
| HAN K | | - | 3 | 3 | 3 | - | - | 1 | - | - |
| YOON SM | W(2,0,1) | 1.0 | 1 | - | - | 1 | 1 | - | - | - |
| Totals: | | 9.0 | 12 | 7 | 7 | 2 | 11 | 2 | 0 | 0 |

UMPIRES (HP) RAMIREZ ROSAS Luis Alberto (MEX) (1B) CHIRICI Fabrizio (ITA)
 (2B) MACKAY Malcolm (AUS) (3B) SHEWCHUK Ron (CAN)
 (RU) YANG Jianxiang (CHN)
TECHNICAL COMMISSIONERS LIN Hua-Wei (TPE) VALCKE Thomas (CAN)
SCOREKEEPERS DEMPSEY Moira Evelyn (RSA) LI Yulu (CHN) SUN Zhimin (CHN)

LENGTH OF GAME: 3h 19min

ATTENDANCE: 1,100

CONDITIONS: Light Rain with wind from the South-East

TEMPERATURE: 29C/84F

HUMIDITY: 90%

| Legend: | | | | | |
|--|----------------------------------|--------------------------------------|---------------------------------------|--|--|
| 1B First baseman | 2B Doubles/Second baseman | 3B Triples/Third baseman | A Assists | | |
| AB At Bats | BB Bases on balls | BK Balk | C Catcher | | |
| CF Center fielder | CS Caught stealing | DH Designated hitter | DP Double plays | | |
| E Errors | ER Earned runs | GDP Grounded into double play | H Hits | | |
| HBP Hit by pitch | HP Home plate | HR Home runs | IBB Intentional bases on balls | | |
| I/O Reached base on interference or obstruction | LF Left fielder | LOB Left on base | IP Innings pitched | | |
| L Losses | PH Pinch hitter | PO Put outs | P Pitcher | | |
| PB Passed balls | R Runs | RBI Runs batted In | Pos Fielding position | | |
| PR Pinch runner | SB Stolen bases | SH Sacrifice hits | RF Right fielder | | |
| S Saves | SS Shortstop | TP Triple plays | SF Sacrifice flies | | |
| SO Strike outs | * Substitutions | | W Wins | | |
| WP Wild Pitches | | | | | |

The earned runs total for USA is seven end no six.



GAME SUMMARY (BOX SCORE)

比赛统计表 (比分表) / RÉSUMÉ DU MATCH (TABLEAU DÉTAILLÉ)

CORRECTED

Cuba (CUB) 4 - Japan (JPN) 2

| Team | 1 | 2 | 3 | 4 | 5 | 6 | 7 | 8 | 9 | R | H | E | LOB |
|------|---|---|---|---|---|---|---|---|---|---|---|---|-----|
| JPN | 0 | 0 | 1 | 0 | 1 | 0 | 0 | 0 | 0 | 2 | 9 | 1 | 7 |
| CUB | 0 | 1 | 1 | 0 | 2 | 0 | 0 | 0 | x | 4 | 9 | 1 | 12 |

| JPN-Japan | Pos | AB | R | H | RBI | BB | SO | PO | A | E |
|----------------|-----|-----------|----------|----------|----------|----------|----------|-----------|----------|----------|
| NISHIOKA T | 2B | 4 | - | 2 | - | - | - | 1 | - | - |
| AOKI N | CF | 2 | - | 1 | 1 | - | - | 2 | - | - |
| MORINO M | LF | 2 | - | - | - | - | - | 4 | - | - |
| ARAI T | 1B | 3 | - | - | 1 | - | 1 | 1 | 2 | - |
| INABA A | RF | 4 | - | 1 | - | - | 1 | 1 | - | - |
| ABE S | DH | 4 | - | 1 | - | - | - | - | - | - |
| SATOZAKI T | C | 4 | - | 1 | - | - | 1 | 12 | - | 1 |
| MIYAMOTO S | 3B | 3 | - | - | - | - | - | - | - | - |
| *MURATA S | PH | 1 | - | - | - | - | - | - | - | - |
| KAWASAKI M | SS | 3 | 2 | 3 | - | - | - | 1 | - | - |
| *NAKAJIMA H | PR | 1 | - | - | - | - | 1 | - | - | - |
| | SS | - | - | - | - | - | - | - | - | - |
| DARVISH Y | P | - | - | - | - | - | - | 2 | - | - |
| *NARUSE Y | P | - | - | - | - | - | - | - | - | - |
| *TANAKA M | P | - | - | - | - | - | - | - | - | - |
| *FUJIKAWA K | P | - | - | - | - | - | - | - | - | - |
| Totals: | | 31 | 2 | 9 | 2 | 0 | 4 | 24 | 2 | 1 |

| CUB-Cuba | Pos | AB | R | H | RBI | BB | SO | PO | A | E |
|----------------|-----|-----------|----------|----------|----------|----------|-----------|-----------|-----------|----------|
| DUVERGEL G | CF | 3 | - | - | - | 2 | 2 | 3 | - | - |
| ENRIQUEZ M | 3B | 5 | - | - | - | - | 2 | 1 | 2 | - |
| GURRIEL Y | 2B | 4 | 1 | 1 | - | 1 | - | 3 | 3 | 1 |
| MALLETA A | 1B | 5 | - | - | - | - | 2 | 8 | - | - |
| CEPEDA F | LF | 3 | 1 | 1 | 1 | 1 | 2 | 3 | - | - |
| BELL A | RF | 4 | 2 | 2 | - | - | 2 | 2 | - | - |
| DESPAIGNE A | DH | 4 | - | 3 | 3 | - | 1 | - | - | - |
| PESTANO A | C | 4 | - | 1 | - | - | 1 | 4 | - | - |
| PARET E | SS | 1 | - | 1 | - | 2 | - | 3 | 2 | - |
| VERA NL | P | - | - | - | - | - | - | - | 3 | - |
| *LAZO PL | P | - | - | - | - | - | - | - | 1 | - |
| Totals: | | 33 | 4 | 9 | 4 | 6 | 12 | 27 | 11 | 1 |

Bottom 5th NARUSE Y entered as Pitcher
Top 7th NAKAJIMA H ran for (52) KAWASAKI M
Bottom 7th TANAKA M entered as Pitcher
Bottom 8th FUJIKAWA K entered as Pitcher
Top 9th MURATA S hit for (6) MIYAMOTO S

Top 7th LAZO PL entered as Pitcher

- 2B** - JPN 1 - NISHIOKA Tsuyoshi; CUB 3 - GURRIEL Yuliesky, PARET Eduardo, BELL Alexei
- 3B** - JPN 0; CUB 1 - BELL Alexei
- SB** - JPN 0; CUB 2 - DUVERGEL Giorbis, PARET Eduardo
- SH** - JPN 1 - MORINO Masahiko; CUB 0
- SF** - JPN 2 - ARAI Takahiro, AOKI Norichika; CUB 0
- GDP** - JPN 3 - NISHIOKA Tsuyoshi, MIYAMOTO Shinya (2); CUB 0
- DP** - JPN 0; CUB 3 - LAZO Pedro Luis, ENRIQUEZ Michel, VERA Norge Luis, GURRIEL Yuliesky, PARET Eduardo (2), MALLETA Alexander (3)



GAME SUMMARY (BOX SCORE)

CORRECTED

比赛统计表 (比分表) / RÉSUMÉ DU MATCH (TABLEAU DÉTAILLÉ)

| JPN-Japan | W/L/S | IP | H | R | ER | BB | SO | HR | WP | BK |
|----------------|----------|------------|----------|----------|----------|----------|-----------|----------|----------|----------|
| DARVISH Y | L(0,1,0) | 4.0 | 7 | 4 | 4 | 4 | 6 | - | - | - |
| NARUSE Y | | 2.0 | 1 | - | - | 1 | 3 | - | - | - |
| TANAKA M | | 1.0 | 1 | - | - | 1 | 3 | - | - | - |
| FUJIKAWA K | | 1.0 | - | - | - | - | - | - | - | - |
| Totals: | | 8.0 | 9 | 4 | 4 | 6 | 12 | 0 | 0 | 0 |

| CUB-Cuba | W/L/S | IP | H | R | ER | BB | SO | HR | WP | BK |
|----------------|----------|------------|----------|----------|----------|----------|----------|----------|----------|----------|
| VERA NL | W(1,0,0) | 6.0 | 7 | 2 | 2 | - | 2 | - | - | 1 |
| LAZO PL | S(0,0,1) | 3.0 | 2 | - | - | - | 2 | - | - | - |
| Totals: | | 9.0 | 9 | 2 | 2 | 0 | 4 | 0 | 0 | 1 |

HBP - JPN 1 - PARET E by DARVISH Y; CUB 2 - AOKI N by VERA NL, MORINO M by VERA NL

UMPIRES (HP) RODRIGUEZ DIAZ Juan V (PUR) (1B) BURLESON Joseph (USA)
 (2B) HODGSON Brian James (CAN) (3B) ESTIVISON ANDERSON Edgar M (PAN)
 (RU) YANG Jianxiang (CHN)

TECHNICAL COMMISSIONERS BUENROSTRO Ezequiel (MEX) ESSELMAN Jan (NED)

SCOREKEEPERS CHEN Xiaomin (CHN) HOGETOORN Rosalinda (NED) WU Yuansheng (CHN)

LENGTH OF GAME: 3h 06min

ATTENDANCE: 7,486

CONDITIONS: Light Rain with wind from the South-East

TEMPERATURE: 28C/82F

HUMIDITY: 90%

| Legend: | | | | | |
|--|----------------------------------|--------------------------------------|---------------------------------------|--|--|
| 1B First baseman | 2B Doubles/Second baseman | 3B Triples/Third baseman | A Assists | | |
| AB At Bats | BB Bases on balls | BK Balk | C Catcher | | |
| CF Center fielder | CS Caught stealing | DH Designated hitter | DP Double plays | | |
| E Errors | ER Earned runs | GDP Grounded into double play | H Hits | | |
| HBP Hit by pitch | HP Home plate | HR Home runs | IBB Intentional bases on balls | | |
| I/O Reached base on interference or obstruction | LF Left fielder | LOB Left on base | IP Innings pitched | | |
| L Losses | PH Pinch hitter | PO Put outs | P Pitcher | | |
| PB Passed balls | R Runs | RBI Runs batted In | Pos Fielding position | | |
| PR Pinch runner | SB Stolen bases | SH Sacrifice hits | RF Right fielder | | |
| S Saves | SS Shortstop | TP Triple plays | SF Sacrifice flies | | |
| SO Strike outs | * Substitutions | | W Wins | | |
| WP Wild Pitches | | | | | |



GAME SUMMARY (BOX SCORE)

比赛统计表 (比分表) / RÉSUMÉ DU MATCH (TABLEAU DÉTAILLÉ)

Netherlands (NED) 0 - United States (USA) 7

| Team | 1 | 2 | 3 | 4 | 5 | 6 | 7 | 8 | 9 | R | H | E | LOB |
|------|---|---|---|---|---|---|---|---|---|---|----|---|-----|
| USA | 0 | 1 | 0 | 4 | 0 | 0 | 1 | 1 | | 7 | 10 | 0 | 7 |
| NED | 0 | 0 | 0 | 0 | 0 | 0 | 0 | 0 | | 0 | 1 | 0 | 2 |

| USA-United States | Pos | AB | R | H | RBI | BB | SO | PO | A | E |
|-------------------|-----|----|---|----|-----|----|----|----|---|---|
| FOWLER D | CF | 5 | - | - | 1 | - | 2 | 2 | - | - |
| BARDEN B | 2B | 5 | - | - | - | - | - | - | 2 | - |
| TIFFEE T | 1B | 4 | 2 | 2 | - | - | 1 | 8 | - | - |
| BROWN M | 3B | 2 | 2 | 1 | 1 | 2 | 1 | - | 1 | - |
| SCHIERHOLTZ N | RF | 4 | - | - | - | - | 1 | - | - | - |
| LAPORTA M | LF | 4 | 1 | 1 | 3 | - | 1 | - | - | - |
| GALL J | DH | 3 | 2 | 2 | - | 1 | 1 | - | - | - |
| MARSON L | C | 3 | - | 1 | - | 1 | - | 13 | - | - |
| DONALD J | SS | 4 | - | 3 | 1 | - | - | 1 | 2 | - |
| STRASBURG S | P | - | - | - | - | - | - | - | 1 | - |
| *WEATHERS C | P | - | - | - | - | - | - | - | 1 | - |
| Totals: | | 34 | 7 | 10 | 6 | 4 | 7 | 24 | 7 | 0 |

Bottom 8th WEATHERS C entered as Pitcher

| NED-Netherlands | Pos | AB | R | H | RBI | BB | SO | PO | A | E |
|-------------------|-----|----|---|---|-----|----|----|----|---|---|
| DUURSMA M | SS | 3 | - | - | - | - | 1 | - | 1 | - |
| KINGSALE E | CF | 3 | - | - | - | - | 2 | 2 | - | - |
| *KLOOSTER van't D | RF | - | - | - | - | - | - | 1 | - | - |
| de CASTER Y | 3B | 3 | - | - | - | - | 2 | - | 4 | - |
| ADRIANA S | 1B | 3 | - | 1 | - | - | - | 10 | - | - |
| de JONG S | C | 2 | - | - | - | 1 | 2 | 7 | - | - |
| LEGITO R | DH | 3 | - | - | - | - | 3 | - | - | - |
| ENGELHARDT B | LF | 3 | - | - | - | - | - | 2 | - | - |
| KOOLEN R | 2B | 2 | - | - | - | - | 1 | 1 | 1 | - |
| *SLUIJTER J | 2B | 1 | - | - | - | - | 1 | - | 1 | - |
| ROMBLEY D | RF | 2 | - | - | - | - | 1 | 1 | - | - |
| | CF | - | - | - | - | - | - | - | - | - |
| MARTIS S | P | - | - | - | - | - | - | - | 1 | - |
| *MARKWELL D | P | - | - | - | - | - | - | - | - | - |
| *WALSMA P | P | - | - | - | - | - | - | - | 1 | - |
| *van KAMPEN M | P | - | - | - | - | - | - | - | - | - |
| *DRAIJER D | P | - | - | - | - | - | - | - | - | - |
| *BOYD L | P | - | - | - | - | - | - | - | - | - |
| Totals: | | 25 | 0 | 1 | 0 | 1 | 13 | 24 | 9 | 0 |

Top 5th MARKWELL D entered as Pitcher

Top 6th WALSMA P entered as Pitcher

Top 8th SLUIJTER J entered as Second Baseman

Top 8th van KAMPEN M entered as Pitcher

Top 8th DRAIJER D entered as Pitcher

Top 8th BOYD L entered as Pitcher



GAME SUMMARY (BOX SCORE)

比赛统计表 (比分表) / RÉSUMÉ DU MATCH (TABLEAU DÉTAILLÉ)

2B - USA 3 - GALL John, TIFFEE Terry, DONALD Jason; NED 0
HR - USA 2 - BROWN M in 2nd, (1 RBI); LAPORTA M in 4th, (3 RBI); NED 0

| USA-United States | W/L/S | IP | H | R | ER | BB | SO | HR | WP | BK |
|--------------------|----------|-----|---|---|----|----|----|----|----|----|
| STRASBURG S | W(1,0,0) | 7.0 | 1 | - | - | 1 | 11 | - | - | - |
| WEATHERS C | | 1.0 | - | - | - | - | 2 | - | - | - |
| Totals: | | 8.0 | 1 | 0 | 0 | 1 | 13 | 0 | 0 | 0 |

| NED-Netherlands | W/L/S | IP | H | R | ER | BB | SO | HR | WP | BK |
|---------------------|----------|-----|----|---|----|----|----|----|----|----|
| MARTIS S | L(0,1,0) | 4.2 | 6 | 5 | 5 | 2 | 6 | 2 | - | - |
| MARKWELL D | | 0.2 | 1 | - | - | 1 | - | - | - | - |
| WALSMA P | | 2.0 | 2 | 2 | 2 | - | 1 | - | 3 | - |
| van KAMPEN M | | - | - | - | - | 1 | - | - | - | - |
| DRAIJER D | | - | 1 | - | - | - | - | - | - | - |
| BOYD L | | 0.2 | - | - | - | - | - | - | - | - |
| Totals: | | 8.0 | 10 | 7 | 7 | 4 | 7 | 2 | 3 | 0 |

UMPIRES (HP) SHEWCHUK Ron (CAN) (1B) ESTIVISON ANDERSON Edgar M (PAN)
(2B) TOLEDO RODRIGUEZ Daniel E. (MEX)(3B) DIAZ BLANCO Nelson (CUB)
(RU) LIAO Wen-Ching (TPE)

TECHNICAL COMMISSIONERS LIN Hua-Wei (TPE) VALCKE Thomas (CAN)

SCOREKEEPERS del PINO MUNOZ Carlos (CUB) SUN Xiaoju (CHN) WU Yuansheng (CHN)

LENGTH OF GAME: 2h 52min

ATTENDANCE: 996

CONDITIONS: Heavy Rain with wind from the Nort

TEMPERATURE: 25C/77F

HUMIDITY: 80%

| Legend: | | | | | |
|--|----------------------------------|--------------------------------------|---------------------------------------|--|--|
| 1B First baseman | 2B Doubles/Second baseman | 3B Triples/Third baseman | A Assists | | |
| AB At Bats | BB Bases on balls | BK Balk | C Catcher | | |
| CF Center fielder | CS Caught stealing | DH Designated hitter | DP Double plays | | |
| E Errors | ER Earned runs | GDP Grounded into double play | H Hits | | |
| HBP Hit by pitch | HP Home plate | HR Home runs | IBB Intentional bases on balls | | |
| I/O Reached base on interference or obstruction | | | IP Innings pitched | | |
| L Losses | LF Left fielder | LOB Left on base | P Pitcher | | |
| PB Passed balls | PH Pinch hitter | PO Put outs | Pos Fielding position | | |
| PR Pinch runner | R Runs | RBI Runs batted In | RF Right fielder | | |
| S Saves | SB Stolen bases | SH Sacrifice hits | SF Sacrifice flies | | |
| SO Strike outs | SS Shortstop | TP Triple plays | W Wins | | |
| WP Wild Pitches | * Substitutions | | | | |



GAME SUMMARY (BOX SCORE)

比赛统计表 (比分表) / RÉSUMÉ DU MATCH (TABLEAU DÉTAILLÉ)

Korea (KOR) 1 - China (CHN) 0

| Team | 1 | 2 | 3 | 4 | 5 | 6 | 7 | 8 | 9 | 10 | 11 | R | H | E | LOB |
|------|---|---|---|---|---|---|---|---|---|----|----|---|---|---|-----|
| CHN | 0 | 0 | 0 | 0 | 0 | 0 | 0 | 0 | 0 | 0 | 0 | 0 | 4 | 2 | 6 |
| KOR | 0 | 0 | 0 | 0 | 0 | 0 | 0 | 0 | 0 | 0 | 1 | 1 | 7 | 0 | 9 |

| CHN-China | Pos | AB | R | H | RBI | BB | SO | PO | A | E |
|----------------|-----|-----------|----------|----------|----------|----------|-----------|-----------|-----------|----------|
| SUN L | CF | 4 | - | - | - | - | 2 | 2 | 1 | - |
| HOU F | DH | 3 | - | 1 | - | 1 | - | - | - | - |
| JIA Y | 1B | 5 | - | - | - | - | 1 | 15 | - | 1 |
| FENG F | RF | 5 | - | 1 | - | - | 1 | 1 | - | - |
| ZHANG Y | SS | 4 | - | - | - | - | 2 | 4 | 4 | - |
| WANG W | C | 4 | - | 1 | - | - | 1 | - | 1 | - |
| LI L | 2B | 4 | - | - | - | - | 4 | 5 | 5 | - |
| ZHANG H | LF | 4 | - | - | - | - | 2 | 3 | - | - |
| SUN W | 3B | 3 | - | 1 | - | - | - | - | 1 | 1 |
| *JIA D | 3B | - | - | - | - | - | - | - | - | - |
| LI C | P | - | - | - | - | - | - | - | 3 | - |
| *BU T | P | - | - | - | - | - | - | - | - | - |
| *LV J | P | - | - | - | - | - | - | - | - | - |
| Totals: | | 36 | 0 | 4 | 0 | 1 | 13 | 30 | 15 | 2 |

| KOR-Korea | Pos | AB | R | H | RBI | BB | SO | PO | A | E |
|----------------|-----|-----------|----------|----------|----------|----------|----------|-----------|----------|----------|
| LEE J | CF | 4 | 1 | - | - | - | - | 2 | 1 | - |
| LEE Y | RF | 3 | - | 1 | - | 1 | - | 2 | - | - |
| JEONG K | 2B | 4 | - | 3 | - | - | - | 1 | 2 | - |
| | 3B | - | - | - | - | - | - | 1 | 1 | - |
| LEE S | 1B | 4 | - | 1 | 1 | 1 | - | 8 | - | - |
| LEE D | 3B | 3 | - | 1 | - | - | - | - | - | - |
| *KO Y | 2B | 1 | - | - | - | - | - | 1 | 1 | - |
| *JIN K | C | - | - | - | - | - | - | - | - | - |
| KIM H | LF | 4 | - | 1 | - | - | - | 4 | - | - |
| LEE T | DH | 4 | - | - | - | - | - | - | - | - |
| KANG M | C | 2 | - | - | - | 1 | - | 12 | 1 | - |
| *KIM D | 3B | 1 | - | - | - | - | - | 1 | - | - |
| PARK J | SS | 2 | - | - | - | - | - | 1 | - | - |
| *KIM M | SS | 2 | - | - | - | - | - | - | 2 | - |
| SONG S | P | - | - | - | - | - | - | - | 1 | - |
| *JANG W | P | - | - | - | - | - | - | - | - | - |
| *OH S | P | - | - | - | - | - | - | - | - | - |
| Totals: | | 34 | 1 | 7 | 1 | 3 | 0 | 33 | 9 | 0 |

Bottom 6th BU T entered as Pitcher
Bottom 10th LV J entered as Pitcher
Bottom 10th JIA D entered as Third Baseman

Top 7th JANG W entered as Pitcher
Top 7th KIM M entered as Shortstop
Bottom 7th KO Y ran for (10) LEE D
Bottom 10th KIM D hit for (37) KANG M

Top 11th OH S entered as Pitcher

2B - CHN 1 - SUN Wei; KOR 0
SB - CHN 0; KOR 1 - LEE Yongkyu
CS - CHN 0; KOR 1 - JEONG Keunwoo
SH - CHN 0; KOR 1 - JEONG Keunwoo
GDP - CHN 0; KOR 1 - KIM Hyunsoo
DP - CHN 2 - ZHANG Yufeng, LI Lei (2), JIA Yubing; KOR 1 - LEE Jongwook, KIM Minjae, KIM Dongjoo

SUSPENDED DUE TO RAIN FROM 12:41 TO 14:26. SUSPENDED DUE TO RAIN FROM 14:54 TO 16:34. FINALLY SUSPENDED DUE TO RAIN AT 16:34. COMPLETED IN AUGUST 17th



WUKESONG BASEBALL MAIN FIELD
五棵松棒球主场地
TERRAIN PRINCIPAL DE BASEBALL DE WUKESONG

SUN 星期日 DIM
17 AUG 2008
18:00

BASEBALL
棒球 / BASEBALL

MEN
男子项目 / HOMMES

PRELIMINARIES - GAME 6
预赛 - 第06场 / ÉLIMINATOIRES - MATCH 6



GAME SUMMARY (BOX SCORE)

比赛统计表 (比分表) / RÉSUMÉ DU MATCH (TABLEAU DÉTAILLÉ)

| CHN-China | W/L/S | IP | H | R | ER | BB | SO | HR | WP | BK |
|----------------|----------|-------------|----------|----------|----------|----------|----------|----------|----------|----------|
| LI C | | 5.1 | 3 | - | - | 1 | - | - | - | - |
| BU T | | 3.2 | 3 | - | - | 2 | - | - | - | - |
| LV J | L(1,1,0) | 1.0 | 1 | 1 | - | - | - | - | - | - |
| Totals: | | 10.0 | 7 | 1 | 0 | 3 | 0 | 0 | 0 | 0 |

| KOR-Korea | W/L/S | IP | H | R | ER | BB | SO | HR | WP | BK |
|----------------|----------|-------------|----------|----------|----------|----------|-----------|----------|----------|----------|
| SONG S | | 6.0 | 2 | - | - | 1 | 9 | - | - | - |
| JANG W | | 4.1 | 2 | - | - | - | 4 | - | - | - |
| OH S | W(1,0,0) | 0.2 | - | - | - | - | - | - | - | - |
| Totals: | | 11.0 | 4 | 0 | 0 | 1 | 13 | 0 | 0 | 0 |

UMPIRES (HP) KUWABARA Kazuhiko (JPN) (1B) HODGSON Brian James (CAN)
(2B) CUEVAS RODRIGUEZ Juan J. (CUB) (3B) van den BERK Edwin (NED)
(RU) LIAO Wen-Ching (TPE)

TECHNICAL COMMISSIONERS ARRIETA Humberto (CUB) ASO Koji (JPN)

SCOREKEEPERS HOGETOORN Rosalinda (NED) LIU Jingchun (CHN) ZONG Fei (CHN)

LENGTH OF GAME: 3h 19min

ATTENDANCE: 6,800

CONDITIONS: Cloudy with wind from the East

TEMPERATURE: 25C/77F

HUMIDITY: 75%

| Legend: | | | | | |
|------------|---|-----------|------------------------|------------|----------------------------|
| 1B | First baseman | 2B | Doubles/Second baseman | 3B | Triples/Third baseman |
| AB | At Bats | BB | Bases on balls | BK | Balk |
| CF | Center fielder | CS | Caught stealing | DH | Designated hitter |
| E | Errors | ER | Earned runs | GDP | Grounded into double play |
| HBP | Hit by pitch | HP | Home plate | HR | Home runs |
| I/O | Reached base on interference or obstruction | LF | Left fielder | LOB | Left on base |
| L | Losses | PH | Pinch hitter | PO | Put outs |
| PB | Passed balls | R | Runs | RBI | Runs batted In |
| PR | Pinch runner | SB | Stolen bases | SH | Sacrifice hits |
| S | Saves | SS | Shortstop | TP | Triple plays |
| SO | Strike outs | * | Substitutions | A | Assists |
| WP | Wild Pitches | | | C | Catcher |
| | | | | DP | Double plays |
| | | | | H | Hits |
| | | | | IBB | Intentional bases on balls |
| | | | | IP | Innings pitched |
| | | | | P | Pitcher |
| | | | | Pos | Fielding position |
| | | | | RF | Right fielder |
| | | | | SF | Sacrifice flies |
| | | | | W | Wins |

SUSPENDED DUE TO RAIN FROM 12:41 TO 14:26. SUSPENDED DUE TO RAIN FROM 14:54 TO 16:34. FINALLY SUSPENDED DUE TO RAIN AT 16:34. COMPLETED IN AUGUST 17th



GAME SUMMARY (BOX SCORE)

比赛统计表 (比分表) / RÉSUMÉ DU MATCH (TABLEAU DÉTAILLÉ)

Cuba (CUB) 7 - Canada (CAN) 6

| Team | 1 | 2 | 3 | 4 | 5 | 6 | 7 | 8 | 9 | R | H | E | LOB |
|------|---|---|---|---|---|---|---|---|---|---|---|---|-----|
| CAN | 0 | 0 | 2 | 1 | 0 | 2 | 0 | 1 | 0 | 6 | 9 | 2 | 7 |
| CUB | 0 | 3 | 0 | 0 | 0 | 4 | 0 | 0 | x | 7 | 5 | 2 | 5 |

| CAN-Canada | Pos | AB | R | H | RBI | BB | SO | PO | A | E |
|----------------|-----|-----------|----------|----------|----------|----------|-----------|-----------|----------|----------|
| STERN A | CF | 5 | - | - | - | - | 1 | 7 | - | - |
| CLAPP S | 2B | 4 | 1 | 2 | - | 1 | 1 | 3 | 1 | |
| SAUNDERS M | RF | 4 | 1 | 1 | 2 | - | - | 2 | - | |
| THORMAN S | 1B | 5 | 1 | 1 | - | - | 2 | 7 | - | |
| | 3B | - | - | - | - | - | - | - | 1 | |
| WEGLARZ N | LF | 4 | 3 | 4 | 3 | - | - | - | - | |
| | 1B | - | - | - | - | - | - | 1 | - | |
| VANOSTRAND J | DH | 3 | - | 1 | - | - | 1 | - | - | |
| *RADMANOVICH R | DH | 1 | - | - | - | - | 1 | - | - | |
| ROGELSTAD M | 3B | 4 | - | - | - | - | 2 | - | 1 | |
| | SS | - | - | - | - | - | - | - | - | |
| ROBINSON C | C | 3 | - | - | - | - | 1 | 3 | 1 | |
| *FROSTAD E | PH | - | - | - | - | - | - | - | - | |
| *CORRENTE D | C | 1 | - | - | - | - | 1 | 2 | - | |
| GARCIA E | SS | 3 | - | - | - | - | 2 | 1 | 1 | |
| *LAWRIE B | LF | 1 | - | - | 1 | - | - | - | - | |
| McNIVEN B | P | - | - | - | - | - | - | - | - | |
| *LOCKWOOD J | P | - | - | - | - | - | - | - | - | |
| *REITSMA C | P | - | - | - | - | - | - | - | - | |
| *SWINDLE R | P | - | - | - | - | - | - | - | - | |
| *GREEN S | P | - | - | - | - | - | - | - | - | 1 |
| Totals: | | 38 | 6 | 9 | 6 | 1 | 12 | 24 | 7 | 2 |

| CUB-Cuba | Pos | AB | R | H | RBI | BB | SO | PO | A | E |
|----------------|-----|-----------|----------|----------|----------|----------|----------|-----------|-----------|----------|
| DUVERGEL G | CF | 4 | - | 1 | - | - | - | 1 | - | - |
| ENRIQUEZ M | 3B | 4 | - | - | - | - | 1 | 2 | 1 | |
| GURRIEL Y | 2B | 4 | 1 | 1 | - | - | - | 1 | 5 | |
| MALLETA A | 1B | 4 | 1 | 1 | 2 | - | - | 10 | - | |
| CEPEDA F | LF | 1 | 2 | - | - | 3 | - | - | - | |
| BELL A | RF | 3 | 1 | - | - | 1 | 2 | - | - | 1 |
| DESPAIGNE A | DH | 3 | 1 | 1 | 2 | 1 | 1 | - | - | |
| PESTANO A | C | 3 | - | - | 1 | - | 1 | 12 | 2 | |
| PARET E | SS | 3 | 1 | 1 | 1 | 1 | - | 1 | 2 | |
| PALMA A | P | - | - | - | - | - | - | - | 1 | |
| *ODELIN V | P | - | - | - | - | - | - | - | 1 | 1 |
| *GONZALEZ N | P | - | - | - | - | - | - | - | - | |
| Totals: | | 29 | 7 | 5 | 6 | 6 | 5 | 27 | 12 | 2 |

Bottom 3rd LOCKWOOD J entered as Pitcher
Bottom 6th REITSMA C entered as Pitcher
Bottom 7th SWINDLE R entered as Pitcher
Top 8th RADMANOVICH R hit for (29) VANOSTRAND J
Top 8th FROSTAD E hit for (30) ROBINSON C
Top 8th CORRENTE D hit for (17) FROSTAD E
Top 8th LAWRIE B hit for (15) GARCIA E
Bottom 8th GREEN S entered as Pitcher

Top 6th ODELIN V entered as Pitcher
Top 8th GONZALEZ N entered as Pitcher



GAME SUMMARY (BOX SCORE)

比赛统计表 (比分表) / RÉSUMÉ DU MATCH (TABLEAU DÉTAILLÉ)

2B - CAN 1 - VANOSTRAND Jimmy; CUB 1 - PARET Eduardo
HR - CAN 3 - WEGLARZ N in 4th, (1 RBI); SAUNDERS M in 3rd, (2 RBI); WEGLARZ N in 6th, (2 RBI); CUB 2 - MALLETA A in 6th, (2 RBI); DESPAIGNE A in 6th, (2 RBI)
SB - CAN 0; CUB 1 - DUVERGEL Giorbis
SH - CAN 1 - SAUNDERS Michael; CUB 0
SF - CAN 0; CUB 1 - PESTANO Ariel

| CAN-Canada | W/L/S | IP | H | R | ER | BB | SO | HR | WP | BK |
|----------------|----------|------------|----------|----------|----------|----------|----------|----------|----------|----------|
| McNIVEN B | | 2.0 | 2 | 3 | 2 | 2 | - | - | - | - |
| LOCKWOOD J | L(0,1,0) | 3.0 | 2 | 3 | 3 | 1 | 1 | 1 | - | - |
| REITSMA C | | 1.0 | 1 | 1 | 1 | 1 | 1 | 1 | - | - |
| SWINDLE R | | 1.0 | - | - | - | - | 1 | - | - | - |
| GREEN S | | 1.0 | - | - | - | 2 | 2 | - | - | - |
| Totals: | | 8.0 | 5 | 7 | 6 | 6 | 5 | 2 | 0 | 0 |

| CUB-Cuba | W/L/S | IP | H | R | ER | BB | SO | HR | WP | BK |
|----------------|----------|------------|----------|----------|----------|----------|-----------|----------|----------|----------|
| PALMA A | | 5.0 | 7 | 5 | 4 | - | 6 | 3 | 2 | - |
| ODELIN V | W(1,0,0) | 2.1 | 2 | 1 | 1 | 1 | 3 | - | - | 1 |
| GONZALEZ N | S(0,0,1) | 1.2 | - | - | - | - | 3 | - | - | - |
| Totals: | | 9.0 | 9 | 6 | 5 | 1 | 12 | 3 | 2 | 1 |

IBB - CAN 1 - DESPAIGNE A by GREEN S; CUB 0

UMPIRES (HP) BURLESON Joseph (USA) (1B) MACKAY Malcolm (AUS)
 (2B) REY COTTO Carlos (PUR) (3B) CHIRICI Fabrizio (ITA)
 (RU) HYHAM Paul (AUS)
TECHNICAL COMMISSIONERS ROBERTSON Geoffrey (AUS) SANTIAGO George (PUR)
SCOREKEEPERS LI Yulu (CHN) MOLONEY Jennie (AUS) SUN Zhimin (CHN)

LENGTH OF GAME: 3h 00min

ATTENDANCE: 1,100

CONDITIONS: Cloudy with wind from the South-West

TEMPERATURE: 28C/82F

HUMIDITY: 68%

| Legend: | | | | | |
|--|----------------------------------|--------------------------------------|---------------------------------------|--|--|
| 1B First baseman | 2B Doubles/Second baseman | 3B Triples/Third baseman | A Assists | | |
| AB At Bats | BB Bases on balls | BK Balk | C Catcher | | |
| CF Center fielder | CS Caught stealing | DH Designated hitter | DP Double plays | | |
| E Errors | ER Earned runs | GDP Grounded into double play | H Hits | | |
| HBP Hit by pitch | HP Home plate | HR Home runs | IBB Intentional bases on balls | | |
| I/O Reached base on interference or obstruction | LF Left fielder | LOB Left on base | IP Innings pitched | | |
| L Losses | PH Pinch hitter | PO Put outs | P Pitcher | | |
| PB Passed balls | R Runs | RBI Runs batted In | Pos Fielding position | | |
| PR Pinch runner | SB Stolen bases | SH Sacrifice hits | RF Right fielder | | |
| S Saves | SS Shortstop | TP Triple plays | SF Sacrifice flies | | |
| SO Strike outs | * Substitutions | | W Wins | | |
| WP Wild Pitches | | | | | |



GAME SUMMARY (BOX SCORE)

比赛统计表 (比分表) / RÉSUMÉ DU MATCH (TABLEAU DÉTAILLÉ)

Chinese Taipei (TPE) 1 - Japan (JPN) 6

| Team | 1 | 2 | 3 | 4 | 5 | 6 | 7 | 8 | 9 | R | H | E | LOB |
|------|---|---|---|---|---|---|---|---|---|---|---|---|-----|
| JPN | 0 | 0 | 0 | 0 | 1 | 1 | 0 | 0 | 4 | 6 | 9 | 1 | 8 |
| TPE | 0 | 0 | 0 | 1 | 0 | 0 | 0 | 0 | 0 | 1 | 4 | 0 | 3 |

| JPN-Japan | Pos | AB | R | H | RBI | BB | SO | PO | A | E |
|----------------|-----|----|---|---|-----|----|----|----|----|---|
| NISHIOKA T | 2B | 5 | - | 2 | 1 | - | 1 | 2 | 3 | - |
| AOKI N | CF | 5 | 1 | 2 | 1 | - | - | 1 | - | - |
| MORINO M | LF | 3 | - | - | - | - | 1 | - | - | - |
| *ARAKI M | LF | - | - | - | - | - | - | - | - | - |
| ARAI T | 1B | 4 | - | - | - | 1 | 2 | 10 | 1 | - |
| INABA A | RF | 5 | - | 1 | 1 | - | 2 | 2 | 1 | - |
| MURATA S | 3B | 4 | 1 | 1 | - | - | - | - | 2 | 1 |
| ABE S | C | 3 | 2 | 1 | 1 | 1 | - | 11 | - | - |
| SATO T | DH | 3 | 1 | - | - | - | 1 | - | - | - |
| NAKAJIMA H | SS | 3 | 1 | 2 | 2 | 1 | 1 | - | - | - |
| WAKUI H | P | - | - | - | - | - | - | - | 2 | - |
| *IWASE H | P | - | - | - | - | - | - | - | - | - |
| *FUJIKAWA K | P | - | - | - | - | - | - | - | - | - |
| *UEHARA K | P | - | - | - | - | - | - | 1 | 1 | - |
| Totals: | | 35 | 6 | 9 | 6 | 3 | 8 | 27 | 10 | 1 |

| TPE-Chinese Taipei | Pos | AB | R | H | RBI | BB | SO | PO | A | E |
|--------------------|-----|----|---|---|-----|----|----|----|---|---|
| LIN CH | CF | 4 | - | - | - | - | 4 | 4 | - | - |
| CHANG CM | RF | 3 | - | - | - | 1 | - | 3 | - | - |
| PENG CM | 1B | 4 | 1 | 2 | - | - | - | 6 | - | - |
| CHEN CF | DH | 3 | - | - | - | 1 | 2 | - | - | - |
| LIN CS | SS | 2 | - | - | - | - | 2 | 1 | 2 | - |
| CHIANG CH | 2B | 3 | - | 2 | 1 | - | - | 1 | 3 | - |
| LO KH | LF | 3 | - | - | - | - | - | 1 | - | - |
| CHEN FM | C | 2 | - | - | - | - | 1 | 4 | - | - |
| *YEH CC | C | - | - | - | - | - | - | 4 | - | - |
| *PAN WH | PH | 1 | - | - | - | - | 1 | - | - | - |
| *KAO CK | C | - | - | - | - | - | - | 1 | - | - |
| SHIH CW | 3B | 3 | - | - | - | - | 1 | 2 | 1 | - |
| HSU WH | P | - | - | - | - | - | - | - | 1 | - |
| *NI FT | P | - | - | - | - | - | - | - | 1 | - |
| *CHANG CC | P | - | - | - | - | - | - | - | - | - |
| *TSAO CH | P | - | - | - | - | - | - | - | - | - |
| *CHENG KW | P | - | - | - | - | - | - | - | - | - |
| Totals: | | 28 | 1 | 4 | 1 | 2 | 11 | 28 | 8 | 0 |

Bottom 7th IWASE H entered as Pitcher
Bottom 8th FUJIKAWA K entered as Pitcher
Bottom 8th ARAKI M entered as Left Fielder
Bottom 9th UEHARA K entered as Pitcher

Top 6th NI FT entered as Pitcher
Top 6th YEH CC entered as Catcher
Top 6th CHANG CC entered as Pitcher
Bottom 8th PAN WH hit for (27) YEH CC
Top 9th TSAO CH entered as Pitcher
Top 9th KAO CK entered as Catcher
Top 9th CHENG KW entered as Pitcher

2B - JPN 1 - NAKAJIMA Hiroyuki; TPE 2 - PENG Cheng-Min (2)
HR - JPN 1 - ABE S in 5th, (1 RBI); TPE 0
SB - JPN 2 - NISHIOKA Tsuyoshi, AOKI Norichika; TPE 0
SH - JPN 1 - MORINO Masahiko; TPE 1 - LIN Chih-Sheng
DP - JPN 2 - INABA Atsunori, NISHIOKA Tsuyoshi, ARAI Takahiro (2); TPE 0



GAME SUMMARY (BOX SCORE)

比赛统计表 (比分表) / RÉSUMÉ DU MATCH (TABLEAU DÉTAILLÉ)

| JPN-Japan | W/L/S | IP | H | R | ER | BB | SO | HR | WP | BK |
|----------------|----------|-----|---|---|----|----|----|----|----|----|
| WAKUI H | W(1,0,0) | 6.0 | 3 | 1 | 1 | 2 | 6 | - | - | - |
| IWASE H | | 1.0 | 1 | - | - | - | 1 | - | - | - |
| FUJIKAWA K | | 1.0 | - | - | - | - | 3 | - | - | - |
| UEHARA K | | 1.0 | - | - | - | - | 1 | - | - | - |
| Totals: | | 9.0 | 4 | 1 | 1 | 2 | 11 | 0 | 0 | 0 |

| TPE-Chinese Taipei | W/L/S | IP | H | R | ER | BB | SO | HR | WP | BK |
|--------------------|----------|-----|---|---|----|----|----|----|----|----|
| HSU WH | | 5.0 | 3 | 1 | 1 | 1 | 4 | 1 | - | - |
| NI FT | L(0,1,0) | 0.1 | 1 | 1 | 1 | - | - | - | - | - |
| CHANG CC | | 2.2 | 2 | - | - | - | 3 | - | - | - |
| TSAO CH | | 0.1 | 1 | 2 | 2 | 1 | - | - | - | - |
| CHENG KW | | 0.2 | 2 | 2 | 2 | 1 | 1 | - | - | - |
| Totals: | | 9.0 | 9 | 6 | 6 | 3 | 8 | 1 | 0 | 0 |

HBP - JPN 0; TPE 2 - SATO T by CHENG KW, ARAKI M by CHENG KW

UMPIRES

(HP) COSTELLO Perry (USA) (1B) RODRIGUEZ DIAZ Juan V (PUR)
(2B) RAMIREZ ROSAS Luis Alberto (MEX) (3B) YANG Jianxiang (CHN)
(RU) HYHAM Paul (AUS)

TECHNICAL COMMISSIONERS

BUENROSTRO Ezequiel (MEX) ESSELMAN Jan (NED)

SCOREKEEPERS

CHEN Xiaomin (CHN) DEMPSEY Moira Evelyn (RSA) GUO Yao (CHN)

LENGTH OF GAME: 3h 16min

ATTENDANCE: 7,690

CONDITIONS: Cloudy with wind from the South-West

TEMPERATURE: 28C/82F

HUMIDITY: 68%

| Legend: | | | | | |
|------------|---|-----------|------------------------|------------|----------------------------|
| 1B | First baseman | 2B | Doubles/Second baseman | 3B | Triples/Third baseman |
| AB | At Bats | BB | Bases on balls | BK | Balk |
| CF | Center fielder | CS | Caught stealing | DH | Designated hitter |
| E | Errors | ER | Earned runs | GDP | Grounded into double play |
| HBP | Hit by pitch | HP | Home plate | HR | Home runs |
| I/O | Reached base on interference or obstruction | LF | Left fielder | LOB | Left on base |
| L | Losses | PH | Pinch hitter | PO | Put outs |
| PB | Passed balls | R | Runs | RBI | Runs batted In |
| PR | Pinch runner | SB | Stolen bases | SH | Sacrifice hits |
| S | Saves | SS | Shortstop | TP | Triple plays |
| SO | Strike outs | * | Substitutions | A | Assists |
| WP | Wild Pitches | | | C | Catcher |
| | | | | DP | Double plays |
| | | | | H | Hits |
| | | | | IBB | Intentional bases on balls |
| | | | | IP | Innings pitched |
| | | | | P | Pitcher |
| | | | | Pos | Fielding position |
| | | | | RF | Right fielder |
| | | | | SF | Sacrifice flies |
| | | | | W | Wins |



GAME SUMMARY (BOX SCORE)

比赛统计表 (比分表) / RÉSUMÉ DU MATCH (TABLEAU DÉTAILLÉ)

China (CHN) 8 - Chinese Taipei (TPE) 7

| Team | 1 | 2 | 3 | 4 | 5 | 6 | 7 | 8 | 9 | 10 | 11 | 12 | R | H | E | LOB |
|------|---|---|---|---|---|---|---|---|---|----|----|----|---|----|---|-----|
| TPE | 0 | 0 | 0 | 0 | 1 | 1 | 0 | 0 | 1 | 0 | 0 | 4 | 7 | 11 | 1 | 15 |
| CHN | 0 | 0 | 0 | 0 | 0 | 0 | 3 | 0 | 0 | 0 | 0 | 5 | 8 | 11 | 3 | 13 |

| TPE-Chinese Taipei | Pos | AB | R | H | RBI | BB | SO | PO | A | E |
|--------------------|-----|----|---|----|-----|----|----|----|---|---|
| LIN CH | CF | 5 | - | 1 | - | 1 | 1 | - | - | - |
| CHANG CM | RF | 6 | - | 1 | 1 | - | 1 | 6 | - | 1 |
| PENG CM | 1B | 4 | 2 | 1 | - | 2 | - | 6 | - | - |
| CHEN CF | DH | 4 | - | 1 | - | - | - | - | - | - |
| *KUO YW | DH | 2 | 1 | 1 | - | - | - | - | - | - |
| LIN CS | SS | 3 | - | - | - | 1 | - | - | 2 | - |
| CHIANG CH | 2B | 5 | 1 | - | - | 1 | - | 3 | - | - |
| LO KH | LF | 2 | 2 | 2 | 2 | 4 | - | 4 | - | - |
| KAO CK | C | 3 | - | - | - | - | 1 | 8 | - | - |
| *YEH CC | C | - | - | - | - | - | - | 2 | - | - |
| *PAN WH | C | 1 | 1 | - | - | - | - | - | - | - |
| *CHEN FM | C | 2 | - | 1 | 2 | - | - | 4 | - | - |
| SHIH CW | 3B | 4 | - | 3 | 1 | 1 | 1 | 1 | 3 | - |
| PAN WL | P | - | - | - | - | - | - | - | - | - |
| *NI FT | P | - | - | - | - | - | - | - | - | - |
| *LO CJ | P | - | - | - | - | - | - | - | 1 | - |
| *YANG CF | P | - | - | - | - | - | - | - | 2 | - |
| Totals: | | 41 | 7 | 11 | 6 | 10 | 4 | 35 | 8 | 1 |

| CHN-China | Pos | AB | R | H | RBI | BB | SO | PO | A | E |
|----------------|-----|----|---|----|-----|----|----|----|----|---|
| SUN L | CF | 5 | 2 | 3 | 1 | 1 | 1 | 1 | - | - |
| HOU F | DH | 3 | 1 | 2 | 2 | 3 | - | - | - | - |
| JIA Y | 1B | 5 | - | - | - | - | 3 | 15 | 1 | 1 |
| *JIA D | SS | 1 | - | - | - | - | - | - | - | - |
| FENG F | RF | 6 | 1 | 2 | 1 | - | - | 2 | - | - |
| ZHANG Y | SS | 5 | 2 | 1 | 1 | - | 1 | 2 | 6 | - |
| | 1B | - | - | - | - | - | - | 1 | - | - |
| WANG W | C | 5 | 1 | 2 | 1 | 1 | 2 | 5 | 2 | 1 |
| LI L | 2B | 5 | - | - | - | 1 | 2 | 4 | 5 | - |
| ZHANG H | LF | 2 | - | - | - | - | 1 | 3 | - | - |
| *WANG C | LF | 3 | 1 | 1 | 1 | - | 2 | 1 | - | - |
| SUN W | 3B | 5 | - | - | - | - | 1 | 2 | 1 | - |
| WANG N | P | - | - | - | - | - | - | - | - | 1 |
| *SUN G | P | - | - | - | - | - | - | - | 1 | - |
| *CHEN K | P | - | - | - | - | - | - | - | 2 | - |
| *LV J | P | - | - | - | - | - | - | - | 2 | - |
| Totals: | | 45 | 8 | 11 | 7 | 6 | 13 | 36 | 20 | 3 |

Bottom 7th NI FT entered as Pitcher
Bottom 7th YEH CC entered as Catcher
Top 8th KUO YW ran for (52) CHEN CF
Bottom 8th LO CJ entered as Pitcher
Top 9th PAN WH hit for (27) YEH CC
Bottom 9th CHEN FM entered as Catcher
Bottom 10th YANG CF entered as Pitcher

Top 6th SUN G entered as Pitcher
Bottom 7th WANG C hit for (66) ZHANG H
Top 8th CHEN K entered as Pitcher
Top 10th LV J entered as Pitcher
Bottom 11th JIA D hit for (13) JIA Y

2B - TPE 3 - CHANG Chien-Ming, SHIH Chih-Wei, CHEN Feng-Min; CHN 2 - WANG Wei, SUN Lingfeng
HR - TPE 1 - LO KH in 5th, (1 RBI); CHN 0
SB - TPE 1 - PENG Cheng-Min; CHN 2 - SUN Lingfeng, FENG Fei
CS - TPE 1 - LIN Che-Hsuan; CHN 0
SH - TPE 3 - CHANG Chien-Ming, LIN Chih-Sheng (2); CHN 1 - ZHANG Yufeng
GDP - TPE 1 - KUO Yen-Wen; CHN 0
DP - TPE 0; CHN 1 - JIA Yubing, LI Lei, ZHANG Yufeng



GAME SUMMARY (BOX SCORE)

比赛统计表 (比分表) / RÉSUMÉ DU MATCH (TABLEAU DÉTAILLÉ)

| TPE-Chinese Taipei | W/L/S | IP | H | R | ER | BB | SO | HR | WP | BK |
|--------------------|----------|------|----|---|----|----|----|----|----|----|
| PAN WL | | 6.1 | 4 | - | - | 2 | 8 | - | - | - |
| NI FT | | 0.2 | 1 | 2 | 2 | 1 | 1 | - | - | - |
| LO CJ | | 2.0 | 3 | 1 | 1 | 1 | 3 | - | 1 | - |
| YANG CF | L(0,1,0) | 2.2 | 3 | 5 | 2 | 2 | 1 | - | - | - |
| Totals: | | 11.2 | 11 | 8 | 5 | 6 | 13 | 0 | 1 | 0 |

| CHN-China | W/L/S | IP | H | R | ER | BB | SO | HR | WP | BK |
|----------------|----------|------|----|---|----|----|----|----|----|----|
| WANG N | | 5.0 | 4 | 1 | 1 | 3 | 2 | 1 | - | - |
| SUN G | | 2.0 | 2 | 1 | - | 1 | 1 | - | - | - |
| CHEN K | | 2.0 | 2 | 1 | 1 | 2 | 1 | - | - | - |
| LV J | W(1,0,0) | 3.0 | 3 | 4 | 2 | 4 | - | - | - | - |
| Totals: | | 12.0 | 11 | 7 | 4 | 10 | 4 | 1 | 0 | 0 |

IBB - TPE 1 - HOU F by LO CJ; CHN 3 - PENG CM by LV J, CHIANG CH by LV J, LO KH by LV J

UMPIRES

(HP) ESTIVISON ANDERSON Edgar (PAN)(1B) van den BERK Edwin (NED)
(2B) BURLESON Joseph (USA) (3B) KUWABARA Kazuhiko (JPN)
(RU) SHEWCHUK Ron (CAN)

TECHNICAL COMMISSIONERS

ASO Koji (JPN) VALCKE Thomas (CAN)

SCOREKEEPERS

HOGETOORN Rosalinda (NED) LI Yulu (CHN) WU Yuansheng (CHN)

LENGTH OF GAME: 4h 20min

ATTENDANCE: 1,600

CONDITIONS: Partly cloudy with wind from the

TEMPERATURE: 26C/78F

HUMIDITY: 70%

| Legend: | | | | | |
|------------|---|-----------|------------------------|------------|----------------------------|
| 1B | First baseman | 2B | Doubles/Second baseman | 3B | Triples/Third baseman |
| AB | At Bats | BB | Bases on balls | BK | Balk |
| CF | Center fielder | CS | Caught stealing | DH | Designated hitter |
| E | Errors | ER | Earned runs | GDP | Grounded into double play |
| HBP | Hit by pitch | HP | Home plate | HR | Home runs |
| I/O | Reached base on interference or obstruction | LF | Left fielder | LOB | Left on base |
| L | Losses | PH | Pinch hitter | PO | Put outs |
| PB | Passed balls | R | Runs | RBI | Runs batted In |
| PR | Pinch runner | SB | Stolen bases | SH | Sacrifice hits |
| S | Saves | SS | Shortstop | TP | Triple plays |
| SO | Strike outs | * | Substitutions | A | Assists |
| WP | Wild Pitches | | | C | Catcher |
| | | | | DP | Double plays |
| | | | | H | Hits |
| | | | | IBB | Intentional bases on balls |
| | | | | IP | Innings pitched |
| | | | | P | Pitcher |
| | | | | Pos | Fielding position |
| | | | | RF | Right fielder |
| | | | | SF | Sacrifice flies |
| | | | | W | Wins |



GAME SUMMARY (BOX SCORE)

比赛统计表 (比分表) / RÉSUMÉ DU MATCH (TABLEAU DÉTAILLÉ)

United States (USA) 4 - Cuba (CUB) 5

| Team | 1 | 2 | 3 | 4 | 5 | 6 | 7 | 8 | 9 | 10 | 11 | R | H | E | LOB |
|------|---|---|---|---|---|---|---|---|---|----|----|---|----|---|-----|
| CUB | 2 | 0 | 0 | 0 | 0 | 0 | 0 | 1 | 0 | 0 | 2 | 5 | 10 | 0 | 13 |
| USA | 0 | 0 | 0 | 2 | 0 | 0 | 0 | 1 | 0 | 0 | 1 | 4 | 6 | 0 | 6 |

| CUB-Cuba | Pos | AB | R | H | RBI | BB | SO | PO | A | E |
|----------------|-----|-----------|----------|-----------|----------|----------|----------|-----------|----------|----------|
| DUVERGEL G | CF | 4 | 1 | - | - | 1 | 1 | 4 | - | - |
| ENRIQUEZ M | 3B | 6 | 1 | 2 | 3 | - | - | 2 | 1 | - |
| GURRIEL Y | 2B | 5 | - | 1 | - | 1 | - | 3 | 3 | - |
| MALLETA A | 1B | 4 | - | 1 | - | 2 | - | 8 | - | - |
| CEPEDA F | LF | 4 | - | 1 | - | 1 | 2 | 1 | - | - |
| BELL A | RF | 3 | - | 2 | 1 | 1 | - | 1 | - | - |
| DESPAIGNE A | DH | 5 | 1 | 1 | 1 | - | 1 | - | - | - |
| PESTANO A | C | 5 | - | 2 | - | - | 2 | 13 | 1 | - |
| *OLIVERA H | PR | - | 1 | - | - | - | - | - | - | - |
| *SANCHEZ E | C | - | - | - | - | - | - | 1 | - | - |
| PARET E | SS | 3 | - | - | - | - | 1 | - | 2 | - |
| *URGELLES Y | PH | 1 | - | - | - | - | - | - | - | - |
| | SS | - | - | - | - | - | - | - | - | - |
| *NAVAS L | SS | - | 1 | - | - | - | - | - | - | - |
| RODRIGUEZ L | P | - | - | - | - | - | - | - | - | - |
| *LAZO PL | P | - | - | - | - | - | - | - | 1 | - |
| Totals: | | 40 | 5 | 10 | 5 | 6 | 7 | 33 | 8 | 0 |

| USA-United States | Pos | AB | R | H | RBI | BB | SO | PO | A | E |
|-------------------|-----|-----------|----------|----------|----------|----------|-----------|-----------|-----------|----------|
| FOWLER D | CF | 5 | - | 1 | - | - | 1 | - | - | - |
| NIX J | 2B | 5 | 1 | 1 | 1 | - | 2 | 2 | 6 | - |
| *BARDEN B | PH | - | - | - | - | - | - | - | - | - |
| TIFFEE T | 1B | 4 | 1 | 2 | 1 | - | - | 20 | - | - |
| BROWN M | 3B | 4 | - | - | - | 1 | - | 1 | 8 | - |
| SCHIERHOLTZ N | RF | 4 | 1 | 1 | 1 | - | 1 | 2 | - | - |
| LAPORTA M | LF | 4 | - | - | - | - | 4 | - | - | - |
| GALL J | DH | 4 | - | 1 | 1 | - | 2 | - | - | - |
| TEAGARDEN T | C | 3 | - | - | - | - | 2 | 7 | 1 | - |
| DONALD J | SS | 2 | 1 | - | - | 1 | - | 1 | 5 | - |
| CAHILL T | P | - | - | - | - | - | - | - | 3 | - |
| *CUMMINGS J | P | - | - | - | - | - | - | - | - | - |
| *JEPSEN K | P | - | - | - | - | - | - | - | - | - |
| *STEVENS J | P | - | - | - | - | - | - | - | - | - |
| Totals: | | 35 | 4 | 6 | 4 | 2 | 12 | 33 | 23 | 0 |

Bottom 6th LAZO PL entered as Pitcher
Top 10th URGELLES Y hit for (2) PARET E
Bottom 10th NAVAS L entered as Shortstop
Top 11th OLIVERA H ran for (8) PESTANO A
Bottom 11th SANCHEZ E entered as Catcher

Top 6th CUMMINGS J entered as Pitcher
Top 9th JEPSEN K entered as Pitcher
Top 11th STEVENS J entered as Pitcher
Bottom 11th BARDEN B hit for (3) NIX J

- 2B** - CUB 3 - PESTANO Ariel, ENRIQUEZ Michel, CEPEDA Frederick; USA 5 - FOWLER Dexter, SCHIERHOLTZ Nate, GALL John, TIFFEE Terry (2)
- 3B** - CUB 1 - BELL Alexei; USA 0
- HR** - CUB 1 - DESPAIGNE A in 8th, (1 RBI); USA 1 - NIX J in 8th, (1 RBI)
- SB** - CUB 1 - GURRIEL Yuliesky; USA 1 - BROWN Matt
- CS** - CUB 0; USA 1 - DONALD Jason
- SH** - CUB 2 - DUVERGEL Giorbis, PARET Eduardo; USA 2 - DONALD Jason, BARDEN Brian
- SF** - CUB 0; USA 1 - TIFFEE Terry
- GDP** - CUB 2 - MALLETA Alexander, DESPAIGNE Alfredo; USA 0
- DP** - CUB 0; USA 2 - NIX Jayson (2), BROWN Matt, DONALD Jason, TIFFEE Terry (2)



GAME SUMMARY (BOX SCORE)

比赛统计表 (比分表) / RÉSUMÉ DU MATCH (TABLEAU DÉTAILLÉ)

| CUB-Cuba | W/L/S | IP | H | R | ER | BB | SO | HR | WP | BK |
|----------------|----------|------|---|---|----|----|----|----|----|----|
| RODRIGUEZ L | | 5.0 | 5 | 2 | 2 | 1 | 7 | - | 1 | - |
| LAZO PL | W(1,0,1) | 6.0 | 1 | 2 | 1 | 1 | 5 | 1 | - | - |
| Totals: | | 11.0 | 6 | 4 | 3 | 2 | 12 | 1 | 1 | 0 |

| USA-United States | W/L/S | IP | H | R | ER | BB | SO | HR | WP | BK |
|-------------------|----------|------|----|---|----|----|----|----|----|----|
| CAHILL T | | 5.0 | 6 | 2 | 2 | 4 | 3 | - | 1 | - |
| CUMMINGS J | | 3.0 | 2 | 1 | 1 | - | 1 | 1 | - | - |
| JEPSEN K | | 2.0 | 1 | - | - | 1 | 3 | - | - | - |
| STEVENS J | L(0,2,0) | 1.0 | 1 | 2 | - | 1 | - | - | - | - |
| Totals: | | 11.0 | 10 | 5 | 3 | 6 | 7 | 1 | 1 | 0 |

HBP - CUB 1 - TEAGARDEN T by LAZO PL; USA 1 - BELL A by CAHILL T

UMPIRES (HP) REY COTTO Carlos (PUR) (1B) RAMIREZ ROSAS Luis Alberto (MEX)
 (2B) MACKAY Malcolm (AUS) (3B) HODGSON Brian James (CAN)
 (RU) SHEWCHUK Ron (CAN)

TECHNICAL COMMISSIONERS BUENROSTRO Ezequiel (MEX) ESSELMAN Jan (NED)

SCOREKEEPERS DEMPSEY Moira Evelyn (RSA) LIU Jingchun (CHN) ZONG Fei (CHN)

LENGTH OF GAME: 3h 43min

ATTENDANCE: 6,665

CONDITIONS: Cloudy with wind from the North-East

TEMPERATURE: 28C/82F

HUMIDITY: 60%

| Legend: | | | | | |
|--|----------------------------------|--------------------------------------|---------------------------------------|--|--|
| 1B First baseman | 2B Doubles/Second baseman | 3B Triples/Third baseman | A Assists | | |
| AB At Bats | BB Bases on balls | BK Balk | C Catcher | | |
| CF Center fielder | CS Caught stealing | DH Designated hitter | DP Double plays | | |
| E Errors | ER Earned runs | GDP Grounded into double play | H Hits | | |
| HBP Hit by pitch | HP Home plate | HR Home runs | IBB Intentional bases on balls | | |
| I/O Reached base on interference or obstruction | LF Left fielder | LOB Left on base | IP Innings pitched | | |
| L Losses | PH Pinch hitter | PO Put outs | P Pitcher | | |
| PB Passed balls | R Runs | RBI Runs batted In | Pos Fielding position | | |
| PR Pinch runner | SB Stolen bases | SH Sacrifice hits | RF Right fielder | | |
| S Saves | SS Shortstop | TP Triple plays | SF Sacrifice flies | | |
| SO Strike outs | * Substitutions | | W Wins | | |
| WP Wild Pitches | | | | | |



GAME SUMMARY (BOX SCORE)

比赛统计表 (比分表) / RÉSUMÉ DU MATCH (TABLEAU DÉTAILLÉ)

Canada (CAN) 0 - Korea (KOR) 1

| Team | 1 | 2 | 3 | 4 | 5 | 6 | 7 | 8 | 9 | R | H | E | LOB |
|------|---|---|---|---|---|---|---|---|---|---|---|---|-----|
| KOR | 0 | 0 | 1 | 0 | 0 | 0 | 0 | 0 | 0 | 1 | 3 | 0 | 5 |
| CAN | 0 | 0 | 0 | 0 | 0 | 0 | 0 | 0 | 0 | 0 | 5 | 1 | 8 |

| KOR-Korea | Pos | AB | R | H | RBI | BB | SO | PO | A | E |
|----------------|-----|-----------|----------|----------|----------|----------|----------|-----------|-----------|----------|
| LEE J | CF | 2 | - | - | - | 2 | - | 4 | - | - |
| LEE Y | LF | 4 | - | - | - | - | 1 | 2 | - | - |
| JEONG K | 2B | 4 | 1 | 2 | 1 | - | - | 2 | 2 | - |
| LEE S | 1B | 3 | - | - | - | 1 | 1 | 13 | 1 | - |
| KIM D | 3B | 3 | - | - | - | 1 | - | - | 2 | - |
| LEE D | DH | 2 | - | - | - | 1 | 2 | - | - | - |
| *KO Y | DH | 1 | - | - | - | - | 1 | - | - | - |
| LEE J | RF | 3 | - | - | - | - | - | 1 | - | - |
| JIN K | C | 3 | - | 1 | - | - | - | 5 | 1 | - |
| PARK J | SS | 3 | - | - | - | - | 1 | - | 4 | - |
| RYU H | P | - | - | - | - | - | - | - | 5 | - |
| Totals: | | 28 | 1 | 3 | 1 | 5 | 6 | 27 | 15 | 0 |

Top 7th KO Y ran for (10) LEE D

| CAN-Canada | Pos | AB | R | H | RBI | BB | SO | PO | A | E |
|----------------|-----|-----------|----------|----------|----------|----------|----------|-----------|-----------|----------|
| STERN A | CF | 2 | - | - | - | - | 1 | 1 | - | - |
| *VANOSTRAND J | PH | 1 | - | - | - | - | - | - | - | - |
| *CORRENTE D | C | - | - | - | - | - | - | 2 | - | - |
| CLAPP S | 2B | 4 | - | - | - | - | - | 2 | 4 | - |
| SAUNDERS M | RF | 2 | - | 1 | - | 2 | - | 3 | - | - |
| THORMAN S | 1B | 4 | - | - | - | - | 1 | 9 | - | 1 |
| WEGLARZ N | LF | 4 | - | 1 | - | - | 2 | 3 | - | - |
| LAWRIE B | DH | 4 | - | - | - | - | 2 | - | - | - |
| ROGELSTAD M | 3B | 3 | - | 1 | - | 1 | - | 1 | - | - |
| ROBINSON C | C | 3 | - | 1 | - | - | - | 4 | 2 | - |
| *RADMANOVICH R | CF | 1 | - | - | - | - | - | - | - | - |
| GARCIA E | SS | 2 | - | 1 | - | - | - | 1 | 3 | - |
| JOHNSON M | P | - | - | - | - | - | - | - | 1 | - |
| *DAVIDSON D | P | - | - | - | - | - | - | 1 | 1 | - |
| *BURTON T | P | - | - | - | - | - | - | - | - | - |
| Totals: | | 30 | 0 | 5 | 0 | 3 | 6 | 27 | 11 | 1 |

Top 7th DAVIDSON D entered as Pitcher

Bottom 8th RADMANOVICH R ran for (30) ROBINSON C

Bottom 8th VANOSTRAND J hit for (7) STERN A

Top 9th BURTON T entered as Pitcher

HR - KOR 1 - JEONG K in 3rd, (1 RBI); CAN 0

SB - KOR 2 - JEONG Keunwoo, LEE Jongwook; CAN 1 - SAUNDERS Michael

CS - KOR 1 - KO Youngmin; CAN 0

SH - KOR 0; CAN 2 - GARCIA Emmanuel, STERN Adam

GDP - KOR 1 - PARK Jinman; CAN 0

DP - KOR 0; CAN 1 - GARCIA Emmanuel, THORMAN Scott, CLAPP Stubby



GAME SUMMARY (BOX SCORE)

比赛统计表 (比分表) / RÉSUMÉ DU MATCH (TABLEAU DÉTAILLÉ)

| KOR-Korea | W/L/S | IP | H | R | ER | BB | SO | HR | WP | BK |
|----------------|----------|-----|---|---|----|----|----|----|----|----|
| RYU H | W(1,0,0) | 9.0 | 5 | - | - | 3 | 6 | - | - | - |
| Totals: | | 9.0 | 5 | 0 | 0 | 3 | 6 | 0 | 0 | 0 |

| CAN-Canada | W/L/S | IP | H | R | ER | BB | SO | HR | WP | BK |
|----------------|----------|-----|---|---|----|----|----|----|----|----|
| JOHNSON M | L(0,1,0) | 6.0 | 3 | 1 | 1 | 4 | 3 | 1 | - | - |
| DAVIDSON D | | 2.1 | - | - | - | 1 | 2 | - | - | - |
| BURTON T | | 0.2 | - | - | - | - | 1 | - | - | - |
| Totals: | | 9.0 | 3 | 1 | 1 | 5 | 6 | 1 | 0 | 0 |

UMPIRES

(HP) CHIRICI Fabrizio (ITA) (1B) DIAZ BLANCO Nelson (CUB)
(2B) RODRIGUEZ DIAZ Juan V (PUR) (3B) LIAO Wen-Ching (TPE)
(RU) TOLEDO RODRIGUEZ Daniel E. (MEX)

TECHNICAL COMMISSIONERS

ARRIETA Humberto (CUB) LIN Hua-Wei (TPE)

SCOREKEEPERS

CHEN Xiaomin (CHN) del PINO MUNOZ Carlos (CUB) GUO Yao (CHN)

LENGTH OF GAME: 2h 44min

ATTENDANCE: 1,500

CONDITIONS: Sunny with wind from the South

TEMPERATURE: 30C/86F

HUMIDITY: 50%

| Legend: | | | | | |
|------------|---|-----------|------------------------|------------|----------------------------|
| 1B | First baseman | 2B | Doubles/Second baseman | 3B | Triples/Third baseman |
| AB | At Bats | BB | Bases on balls | BK | Balk |
| CF | Center fielder | CS | Caught stealing | DH | Designated hitter |
| E | Errors | ER | Earned runs | GDP | Grounded into double play |
| HBP | Hit by pitch | HP | Home plate | HR | Home runs |
| I/O | Reached base on interference or obstruction | LF | Left fielder | LOB | Left on base |
| L | Losses | PH | Pinch hitter | PO | Put outs |
| PB | Passed balls | R | Runs | RBI | Runs batted In |
| PR | Pinch runner | SB | Stolen bases | SH | Sacrifice hits |
| S | Saves | SS | Shortstop | TP | Triple plays |
| SO | Strike outs | * | Substitutions | A | Assists |
| WP | Wild Pitches | | | C | Catcher |
| | | | | DP | Double plays |
| | | | | H | Hits |
| | | | | IBB | Intentional bases on balls |
| | | | | IP | Innings pitched |
| | | | | P | Pitcher |
| | | | | Pos | Fielding position |
| | | | | RF | Right fielder |
| | | | | SF | Sacrifice flies |
| | | | | W | Wins |



GAME SUMMARY (BOX SCORE)

比赛统计表 (比分表) / RÉSUMÉ DU MATCH (TABLEAU DÉTAILLÉ)

Japan (JPN) 6 - Netherlands (NED) 0

| Team | 1 | 2 | 3 | 4 | 5 | 6 | 7 | 8 | 9 | R | H | E | LOB |
|------|---|---|---|---|---|---|---|---|---|---|----|---|-----|
| NED | 0 | 0 | 0 | 0 | 0 | 0 | 0 | 0 | 0 | 0 | 4 | 1 | 5 |
| JPN | 4 | 0 | 0 | 0 | 0 | 0 | 0 | 2 | x | 6 | 10 | 0 | 9 |

| NED-Netherlands | Pos | AB | R | H | RBI | BB | SO | PO | A | E |
|------------------|-----|-----------|----------|----------|----------|----------|----------|-----------|-----------|----------|
| DUURSMA M | SS | 3 | - | - | - | - | 1 | 2 | 2 | - |
| *LEGITO R | 3B | - | - | - | - | 1 | - | - | - | - |
| KINGSALE E | CF | 4 | - | - | - | - | 1 | 1 | - | - |
| ADRIANA S | 1B | 3 | - | - | - | 1 | - | 10 | - | - |
| de JONG S | C | 4 | - | - | - | - | 1 | 5 | - | - |
| de CASTER Y | 3B | 4 | - | 1 | - | - | - | - | 4 | 1 |
| | 2B | - | - | - | - | - | - | - | 2 | - |
| ENGELHARDT B | DH | 2 | - | 1 | - | - | 1 | - | - | - |
| *ISENIA P | DH | 1 | - | - | - | - | 1 | - | - | - |
| ROMBLEY D | LF | 2 | - | - | - | 1 | 1 | 2 | - | - |
| KLOOSTER van't D | RF | 3 | - | 1 | - | - | 2 | 3 | - | - |
| SLUIJTER J | 2B | 3 | - | 1 | - | - | 1 | 1 | 1 | - |
| | SS | - | - | - | - | - | - | - | - | - |
| SMIT A | P | - | - | - | - | - | - | - | 1 | - |
| *MARKWELL D | P | - | - | - | - | - | - | - | - | - |
| *van KAMPEN M | P | - | - | - | - | - | - | - | - | - |
| Totals: | | 29 | 0 | 4 | 0 | 3 | 9 | 24 | 10 | 1 |

| JPN-Japan | Pos | AB | R | H | RBI | BB | SO | PO | A | E |
|----------------|-----|-----------|----------|-----------|----------|----------|----------|-----------|-----------|----------|
| NISHIOKA T | 2B | 2 | 1 | - | - | 1 | - | - | 2 | - |
| *ARAKI M | 2B | 1 | 1 | 1 | - | 1 | - | - | - | - |
| AOKI N | CF | 5 | 1 | 2 | 1 | - | - | 2 | - | - |
| MORINO M | DH | 5 | 1 | 2 | 1 | - | 1 | - | - | - |
| ARAI T | 1B | 4 | 1 | 2 | 2 | - | - | 11 | - | - |
| INABA A | RF | 3 | - | 1 | 1 | - | - | 2 | - | - |
| MURATA S | 3B | 4 | - | - | - | - | 1 | - | 3 | - |
| ABE S | C | 4 | - | - | - | - | 1 | 10 | - | - |
| *YANO A | C | - | - | - | - | - | - | - | - | - |
| SATO T | LF | 3 | 1 | 1 | 1 | 1 | 1 | - | 1 | - |
| NAKAJIMA H | SS | 3 | - | 1 | - | 1 | 1 | 2 | 4 | - |
| SUGIUCHI T | P | - | - | - | - | - | - | - | - | - |
| *TANAKA M | P | - | - | - | - | - | - | - | - | - |
| *KAWAKAMI K | P | - | - | - | - | - | - | - | 1 | - |
| Totals: | | 34 | 6 | 10 | 6 | 4 | 5 | 27 | 11 | 0 |

Bottom 6th MARKWELL D entered as Pitcher
Top 7th ISENIA P hit for (37) ENGELHARDT B
Top 8th LEGITO R hit for (8) DUURSMA M
Bottom 8th van KAMPEN M entered as Pitcher

Bottom 6th ARAKI M hit for (7) NISHIOKA T
Top 8th TANAKA M entered as Pitcher
Top 9th KAWAKAMI K entered as Pitcher
Top 9th YANO A entered as Catcher

2B - NED 1 - de CASTER Yurendell; JPN 2 - NAKAJIMA Hiroyuki, AOKI Norichika
3B - NED 0; JPN 1 - ARAI Takahiro
HR - NED 0; JPN 1 - SATO T in 8th, (1 RBI)
SB - NED 1 - ADRIANA Sharnol; JPN 1 - ARAKI Masahiro
SF - NED 0; JPN 1 - INABA Atsunori
GDP - NED 1 - DUURSMA Michael; JPN 0
DP - NED 0; JPN 1 - NAKAJIMA Hiroyuki, ARAI Takahiro



GAME SUMMARY (BOX SCORE)

比赛统计表 (比分表) / RÉSUMÉ DU MATCH (TABLEAU DÉTAILLÉ)

| NED-Netherlands | W/L/S | IP | H | R | ER | BB | SO | HR | WP | BK |
|-----------------|----------|------------|-----------|----------|----------|----------|----------|----------|----------|----------|
| SMIT A | L(0,1,0) | 5.2 | 6 | 4 | 4 | 2 | 4 | - | - | 1 |
| MARKWELL D | | 2.0 | 4 | 2 | 2 | 2 | - | 1 | - | - |
| van KAMPEN M | | 0.1 | - | - | - | - | 1 | - | - | - |
| Totals: | | 8.0 | 10 | 6 | 6 | 4 | 5 | 1 | 0 | 1 |

| JPN-Japan | W/L/S | IP | H | R | ER | BB | SO | HR | WP | BK |
|----------------|----------|------------|----------|----------|----------|----------|----------|----------|----------|----------|
| SUGIUCHI T | W(1,0,0) | 7.0 | 4 | - | - | 1 | 6 | - | - | - |
| TANAKA M | | 1.0 | - | - | - | 2 | 3 | - | - | - |
| KAWAKAMI K | | 1.0 | - | - | - | - | - | - | - | - |
| Totals: | | 9.0 | 4 | 0 | 0 | 3 | 9 | 0 | 0 | 0 |

UMPIRES

(HP) CUEVAS RODRIGUEZ Juan J. (CUB) (1B) HYHAM Paul (AUS)
(2B) YANG Jianxiang (CHN) (3B) COSTELLO Perry (USA)
(RU) TOLEDO RODRIGUEZ Daniel E. (MEX)

TECHNICAL COMMISSIONERS

ROBERTSON Geoffrey (AUS) SANTIAGO George (PUR)

SCOREKEEPERS

MOLONEY Jennie (AUS) SUN Xiaojun (CHN) SUN Zhimin (CHN)

LENGTH OF GAME: 2h 36min

ATTENDANCE: 6,600

CONDITIONS: Sunny with wind from the South

TEMPERATURE: 30C/86F

HUMIDITY: 50%

| Legend: | | | | | |
|------------|---|-----------|------------------------|------------|----------------------------|
| 1B | First baseman | 2B | Doubles/Second baseman | 3B | Triples/Third baseman |
| AB | At Bats | BB | Bases on balls | BK | Balk |
| CF | Center fielder | CS | Caught stealing | DH | Designated hitter |
| E | Errors | ER | Earned runs | GDP | Grounded into double play |
| HBP | Hit by pitch | HP | Home plate | HR | Home runs |
| I/O | Reached base on interference or obstruction | LF | Left fielder | LOB | Left on base |
| L | Losses | PH | Pinch hitter | PO | Put outs |
| PB | Passed balls | R | Runs | RBI | Runs batted In |
| PR | Pinch runner | SB | Stolen bases | SH | Sacrifice hits |
| S | Saves | SS | Shortstop | TP | Triple plays |
| SO | Strike outs | * | Substitutions | A | Assists |
| WP | Wild Pitches | | | C | Catcher |
| | | | | DP | Double plays |
| | | | | H | Hits |
| | | | | IBB | Intentional bases on balls |
| | | | | IP | Innings pitched |
| | | | | P | Pitcher |
| | | | | Pos | Fielding position |
| | | | | RF | Right fielder |
| | | | | SF | Sacrifice flies |
| | | | | W | Wins |



GAME SUMMARY (BOX SCORE)

比赛统计表 (比分表) / RÉSUMÉ DU MATCH (TABLEAU DÉTAILLÉ)

United States (USA) 5 - Canada (CAN) 4

| Team | 1 | 2 | 3 | 4 | 5 | 6 | 7 | 8 | 9 | R | H | E | LOB |
|------|---|---|---|---|---|---|---|---|---|---|----|---|-----|
| CAN | 0 | 1 | 2 | 1 | 0 | 0 | 0 | 0 | 0 | 4 | 10 | 1 | 6 |
| USA | 0 | 0 | 0 | 2 | 1 | 0 | 2 | 0 | x | 5 | 9 | 1 | 9 |

| CAN-Canada | Pos | AB | R | H | RBI | BB | SO | PO | A | E |
|----------------|-----|----|---|----|-----|----|----|----|---|---|
| CLAPP S | 2B | 5 | 1 | 1 | - | - | 2 | 4 | - | - |
| GARCIA E | SS | 4 | 1 | 1 | 1 | - | 2 | 1 | 1 | - |
| SAUNDERS M | RF | 4 | - | - | 1 | - | 1 | 2 | - | - |
| THORMAN S | 1B | 4 | - | 1 | - | - | 7 | - | - | - |
| WEGLARZ N | LF | 4 | 1 | 1 | - | - | 1 | 3 | - | - |
| FROSTAD E | DH | 4 | - | 1 | 1 | - | 2 | - | - | - |
| ROGELSTAD M | 3B | 4 | 1 | 1 | - | - | 1 | 1 | - | - |
| ROBINSON C | C | 4 | - | 3 | - | - | 5 | - | - | - |
| *LAWRIE B | PR | - | - | - | - | - | - | - | - | - |
| STERN A | CF | 3 | - | 1 | 1 | - | 2 | 2 | - | - |
| *VANOSTRAND J | PH | 1 | - | - | - | - | 1 | - | - | - |
| AVERY J | P | - | - | - | - | - | - | - | - | - |
| *SWINDLE R | P | - | - | - | - | - | - | 1 | - | - |
| *REITSMA C | P | - | - | - | - | - | - | 1 | - | - |
| *CORMIER R | P | - | - | - | - | - | - | - | - | - |
| *BURTON T | P | - | - | - | - | - | - | - | - | - |
| Totals: | | 37 | 4 | 10 | 4 | 0 | 7 | 24 | 8 | 1 |

| USA-United States | Pos | AB | R | H | RBI | BB | SO | PO | A | E |
|-------------------|-----|----|---|---|-----|----|----|----|----|---|
| FOWLER D | CF | 4 | 1 | - | - | 1 | - | 4 | - | - |
| BARDEN B | 2B | 5 | 2 | 2 | 2 | - | 1 | - | 6 | - |
| TIFFEE T | 1B | 4 | - | 2 | 2 | - | - | 10 | - | - |
| BROWN M | 3B | 3 | - | - | - | 1 | 1 | 2 | 1 | - |
| SCHIERHOLTZ N | RF | 4 | 1 | 1 | - | - | - | 2 | - | - |
| LAPORTA M | LF | 2 | - | - | - | 1 | 1 | 1 | - | - |
| GALL J | DH | 4 | - | 2 | 1 | - | - | - | - | - |
| MARSON L | C | 3 | 1 | 1 | - | 1 | 1 | 7 | - | - |
| DONALD J | SS | 3 | - | 1 | - | - | 1 | 1 | 2 | 1 |
| ANDERSON B | P | - | - | - | - | - | - | - | 2 | - |
| *DUENSING B | P | - | - | - | - | - | - | - | - | - |
| Totals: | | 32 | 5 | 9 | 5 | 4 | 5 | 27 | 11 | 1 |

Bottom 4th SWINDLE R entered as Pitcher
Bottom 6th REITSMA C entered as Pitcher
Bottom 7th CORMIER R entered as Pitcher
Bottom 8th BURTON T entered as Pitcher
Top 9th VANOSTRAND J hit for (7) STERN A
Top 9th LAWRIE B ran for (30) ROBINSON C

Top 6th DUENSING B entered as Pitcher

2B - CAN 2 - FROSTAD Emerson, ROGELSTAD Matt; USA 4 - BARDEN Brian, TIFFEE Terry (2), SCHIERHOLTZ Nate
3B - CAN 1 - GARCIA Emmanuel; USA 0
HR - CAN 0; USA 1 - BARDEN B in 4th, (1 RBI)
SH - CAN 0; USA 1 - DONALD Jason
GDP - CAN 1 - CLAPP Stubby; USA 1 - GALL John
DP - CAN 1 - THORMAN Scott, CLAPP Stubby, GARCIA Emmanuel; USA 1 - ANDERSON Brett, TIFFEE Terry, DONALD Jason



GAME SUMMARY (BOX SCORE)

比赛统计表 (比分表) / RÉSUMÉ DU MATCH (TABLEAU DÉTAILLÉ)

| CAN-Canada | W/L/S | IP | H | R | ER | BB | SO | HR | WP | BK |
|----------------|----------|------------|----------|----------|----------|----------|----------|----------|----------|----------|
| AVERY J | | 3.2 | 4 | 2 | 2 | - | 4 | 1 | - | - |
| SWINDLE R | | 1.2 | 1 | 1 | - | - | 1 | - | - | - |
| REITSMA C | L(0,1,0) | 1.1 | 1 | 2 | 2 | 1 | - | - | - | - |
| CORMIER R | | 0.1 | 1 | - | - | 1 | - | - | - | - |
| BURTON T | | 1.0 | 2 | - | - | 2 | - | - | - | - |
| Totals: | | 8.0 | 9 | 5 | 4 | 4 | 5 | 1 | 0 | 0 |

| USA-United States | W/L/S | IP | H | R | ER | BB | SO | HR | WP | BK |
|-------------------|----------|------------|-----------|----------|----------|----------|----------|----------|----------|----------|
| ANDERSON B | | 5.2 | 9 | 4 | 3 | - | 4 | - | 1 | - |
| DUENSING B | W(1,0,0) | 3.1 | 1 | - | - | - | 3 | - | - | - |
| Totals: | | 9.0 | 10 | 4 | 3 | 0 | 7 | 0 | 1 | 0 |

IBB - CAN 1 - BROWN M by CORMIER R; USA 0

HBP - CAN 1 - LAPORTA M by AVERY J; USA 0

UMPIRES

(HP) MACKAY Malcolm (AUS) (1B) RODRIGUEZ DIAZ Juan V (PUR)
(2B) CUEVAS RODRIGUEZ Juan J. (CUB) (3B) YANG Jianxiang (CHN)
(RU) ESTIVISON ANDERSON Edgar (PAN)

TECHNICAL COMMISSIONERS

ASO Koji (JPN) ESSELMAN Jan (NED)

SCOREKEEPERS

del PINO MUNOZ Carlos (CUB) GUO Yao (CHN) WU Yuansheng (CHN)

LENGTH OF GAME: 2h 50min

ATTENDANCE: 1,071

CONDITIONS: Sunny with wind from the South-South-East

TEMPERATURE: 26C/78F

HUMIDITY: 55%

| Legend: | | | | | |
|------------|---|-----------|------------------------|------------|----------------------------|
| 1B | First baseman | 2B | Doubles/Second baseman | 3B | Triples/Third baseman |
| AB | At Bats | BB | Bases on balls | BK | Balk |
| CF | Center fielder | CS | Caught stealing | DH | Designated hitter |
| E | Errors | ER | Earned runs | GDP | Grounded into double play |
| HBP | Hit by pitch | HP | Home plate | HR | Home runs |
| I/O | Reached base on interference or obstruction | LF | Left fielder | LOB | Left on base |
| L | Losses | PH | Pinch hitter | PO | Put outs |
| PB | Passed balls | R | Runs | RBI | Runs batted In |
| PR | Pinch runner | SB | Stolen bases | SH | Sacrifice hits |
| S | Saves | SS | Shortstop | TP | Triple plays |
| SO | Strike outs | * | Substitutions | A | Assists |
| WP | Wild Pitches | | | C | Catcher |
| | | | | DP | Double plays |
| | | | | H | Hits |
| | | | | IBB | Intentional bases on balls |
| | | | | IP | Innings pitched |
| | | | | P | Pitcher |
| | | | | Pos | Fielding position |
| | | | | RF | Right fielder |
| | | | | SF | Sacrifice flies |
| | | | | W | Wins |



GAME SUMMARY (BOX SCORE)

比赛统计表 (比分表) / RÉSUMÉ DU MATCH (TABLEAU DÉTAILLÉ)

Cuba (CUB) 1 - Chinese Taipei (TPE) 0

| Team | 1 | 2 | 3 | 4 | 5 | 6 | 7 | 8 | 9 | R | H | E | LOB |
|------|---|---|---|---|---|---|---|---|---|---|---|---|-----|
| TPE | 0 | 0 | 0 | 0 | 0 | 0 | 0 | 0 | 0 | 0 | 4 | 1 | 6 |
| CUB | 0 | 0 | 0 | 0 | 0 | 0 | 1 | 0 | x | 1 | 5 | 0 | 6 |

| TPE-Chinese Taipei | Pos | AB | R | H | RBI | BB | SO | PO | A | E |
|--------------------|-----|----|---|---|-----|----|----|----|---|---|
| CHANG CM | RF | 3 | - | - | - | - | 1 | 1 | - | - |
| PAN WH | DH | 4 | - | - | - | - | - | - | - | - |
| LO KH | LF | 4 | - | - | - | - | 1 | 1 | - | - |
| PENG CM | 1B | 2 | - | - | - | 2 | - | 6 | 2 | - |
| SHIH CW | 3B | 4 | - | 1 | - | - | - | 1 | 2 | - |
| CHIANG CH | 2B | 4 | - | 1 | - | - | - | 2 | 3 | - |
| LIN CS | SS | 2 | - | 1 | - | 1 | - | - | 1 | 1 |
| YEH CC | C | 2 | - | - | - | - | - | 9 | - | - |
| LIN CH | CF | 3 | - | 1 | - | - | 1 | 3 | - | - |
| LEE CC | P | - | - | - | - | - | - | 1 | 1 | - |
| *CHANG CC | P | - | - | - | - | - | - | - | - | - |
| Totals: | | 28 | 0 | 4 | 0 | 3 | 3 | 24 | 9 | 1 |

| CUB-Cuba | Pos | AB | R | H | RBI | BB | SO | PO | A | E |
|----------------|-----|----|---|---|-----|----|----|----|----|---|
| DUVERGEL G | CF | 3 | - | - | - | 1 | 1 | 1 | - | - |
| ENRIQUEZ M | 3B | 4 | - | 1 | - | - | 1 | - | 3 | - |
| *OLIVERA H | 2B | - | - | - | - | - | - | - | - | - |
| GURRIEL Y | 2B | 4 | - | 1 | - | - | 1 | 5 | 3 | - |
| | 3B | - | - | - | - | - | - | - | - | - |
| DESPAIGNE A | DH | 4 | - | - | - | - | 2 | - | - | - |
| CEPEDA F | LF | 2 | 1 | 1 | 1 | 1 | - | 2 | - | - |
| BELL A | RF | 3 | - | 1 | - | - | - | 3 | - | - |
| MALLETA A | 1B | 3 | - | 1 | - | - | - | 12 | - | - |
| PESTANO A | C | 3 | - | - | - | - | 2 | 2 | 1 | - |
| PARET E | SS | 3 | - | - | - | - | 1 | 1 | 1 | - |
| SANCHEZ E | P | - | - | - | - | - | - | - | 2 | - |
| *GONZALEZ N | P | - | - | - | - | - | - | 1 | - | - |
| Totals: | | 29 | 1 | 5 | 1 | 2 | 8 | 27 | 10 | 0 |

Bottom 7th CHANG CC entered as Pitcher

Top 8th GONZALEZ N entered as Pitcher

Bottom 8th OLIVERA H ran for (12) ENRIQUEZ M

2B - TPE 0; CUB 1 - BELL Alexei

HR - TPE 0; CUB 1 - CEPEDA F in 7th, (1 RBI)

SH - TPE 2 - YEH Chun-Chang, CHANG Chien-Ming; CUB 0

GDP - TPE 1 - SHIH Chih-Wei; CUB 0

DP - TPE 0; CUB 1 - ENRIQUEZ Michel, GURRIEL Yuliesky, MALLETA Alexander

| TPE-Chinese Taipei | W/L/S | IP | H | R | ER | BB | SO | HR | WP | BK |
|--------------------|----------|-----|---|---|----|----|----|----|----|----|
| LEE CC | L(0,1,0) | 6.2 | 3 | 1 | 1 | 2 | 7 | 1 | - | - |
| CHANG CC | | 1.1 | 2 | - | - | - | 1 | - | - | - |
| Totals: | | 8.0 | 5 | 1 | 1 | 2 | 8 | 1 | 0 | 0 |

| CUB-Cuba | W/L/S | IP | H | R | ER | BB | SO | HR | WP | BK |
|----------------|----------|-----|---|---|----|----|----|----|----|----|
| SANCHEZ E | W(1,0,0) | 7.0 | 3 | - | - | 3 | - | - | - | - |
| GONZALEZ N | S(0,0,2) | 2.0 | 1 | - | - | - | 3 | - | - | - |
| Totals: | | 9.0 | 4 | 0 | 0 | 3 | 3 | 0 | 0 | 0 |



WUKESONG BASEBALL MAIN FIELD
 五棵松棒球主场地
 TERRAIN PRINCIPAL DE BASEBALL DE WUKESONG

SAT 星期六 SAM
 16 AUG 2008
 11:30

BASEBALL
 棒球 / BASEBALL

MEN
 男子项目 / HOMMES

PRELIMINARIES - GAME 14
 预赛 - 第14场 / ÉLIMINATOIRES - MATCH 14



GAME SUMMARY (BOX SCORE)

比赛统计表 (比分表) / RÉSUMÉ DU MATCH (TABLEAU DÉTAILLÉ)

UMPIRES (HP) TOLEDO RODRIGUEZ Daniel E. (MEX)(B) BURLESON Joseph (USA)
 (2B) REY COTTO Carlos (PUR) (3B) van den BERK Edwin (NED)
 (RU) ESTIVISON ANDERSON Edgar (PAN)

TECHNICAL COMMISSIONERS BUENROSTRO Ezequiel (MEX) ROBERTSON Geoffrey (AUS)

SCOREKEEPERS LIU Jingchun (CHN) MOLONEY Jennie (AUS) SUN Xiaojun (CHN)

LENGTH OF GAME: 2h 24min **ATTENDANCE:** 6,584

CONDITIONS: Sunny with wind from the South-South-East **TEMPERATURE:** 27C/80F **HUMIDITY:** 45%

| Legend: | | | | | |
|------------|---|-----------|------------------------|------------|----------------------------|
| 1B | First baseman | 2B | Doubles/Second baseman | 3B | Triples/Third baseman |
| AB | At Bats | BB | Bases on balls | BK | Balk |
| CF | Center fielder | CS | Caught stealing | DH | Designated hitter |
| E | Errors | ER | Earned runs | GDP | Grounded into double play |
| HBP | Hit by pitch | HP | Home plate | HR | Home runs |
| I/O | Reached base on interference or obstruction | LF | Left fielder | LOB | Left on base |
| L | Losses | PH | Pinch hitter | PO | Put outs |
| PB | Passed balls | R | Runs | RBI | Runs batted In |
| PR | Pinch runner | SB | Stolen bases | SH | Sacrifice hits |
| S | Saves | SS | Shortstop | TP | Triple plays |
| SO | Strike outs | * | Substitutions | A | Assists |
| WP | Wild Pitches | | | C | Catcher |
| | | | | DP | Double plays |
| | | | | H | Hits |
| | | | | IBB | Intentional bases on balls |
| | | | | IP | Innings pitched |
| | | | | P | Pitcher |
| | | | | Pos | Fielding position |
| | | | | RF | Right fielder |
| | | | | SF | Sacrifice flies |
| | | | | W | Wins |



GAME SUMMARY (BOX SCORE)

比赛统计表 (比分表) / RÉSUMÉ DU MATCH (TABLEAU DÉTAILLÉ)

China (CHN) 4 - Netherlands (NED) 6

| Team | 1 | 2 | 3 | 4 | 5 | 6 | 7 | 8 | 9 | R | H | E | LOB |
|------|---|---|---|---|---|---|---|---|---|---|----|---|-----|
| NED | 0 | 0 | 0 | 1 | 5 | 0 | 0 | 0 | 0 | 6 | 9 | 1 | 9 |
| CHN | 0 | 0 | 1 | 0 | 1 | 0 | 0 | 1 | 1 | 4 | 11 | 1 | 9 |

| NED-Netherlands | Pos | AB | R | H | RBI | BB | SO | PO | A | E |
|------------------|-----|----|---|---|-----|----|----|----|----|---|
| LEGITO R | DH | 5 | - | - | - | - | - | - | - | - |
| de CASTER Y | 3B | 4 | 1 | 2 | - | 1 | 1 | 3 | 3 | - |
| ADRIANA S | 1B | 5 | 2 | 2 | 1 | - | - | 10 | - | - |
| de JONG S | C | 4 | 1 | 1 | 3 | - | 1 | 11 | - | - |
| ENGELHARDT B | LF | 3 | 1 | 1 | 1 | 1 | 1 | - | - | - |
| *KINGSALE E | CF | 1 | - | - | - | - | 1 | 1 | - | - |
| ROMBLEY D | CF | 4 | - | 1 | - | - | - | - | - | - |
| | LF | - | - | - | - | - | - | - | - | - |
| KLOOSTER van't D | RF | 3 | - | 1 | - | - | 2 | 1 | 1 | - |
| SLUIJTER J | 2B | 3 | - | - | - | - | 1 | - | 3 | - |
| DUURSMA M | SS | 3 | 1 | 1 | - | - | 1 | 1 | 4 | 1 |
| BOYD L | P | - | - | - | - | - | - | - | 1 | - |
| *CORDEMANS R | P | - | - | - | - | - | - | - | - | - |
| *BERGMAN D | P | - | - | - | - | - | - | - | - | - |
| Totals: | | 35 | 6 | 9 | 5 | 2 | 8 | 27 | 12 | 1 |

| CHN-China | Pos | AB | R | H | RBI | BB | SO | PO | A | E |
|----------------|-----|----|---|----|-----|----|----|----|----|---|
| SUN L | CF | 4 | - | 3 | 1 | - | - | - | - | - |
| HOU F | DH | 3 | 1 | 2 | 1 | 2 | - | - | - | - |
| JIA Y | 1B | 5 | - | 1 | 1 | - | 3 | 11 | 1 | - |
| FENG F | RF | 4 | - | - | - | - | 1 | 2 | - | - |
| *WANG C | LF | 1 | - | - | - | - | - | - | - | - |
| | RF | - | - | - | - | - | - | - | - | - |
| ZHANG Y | SS | 4 | - | - | - | - | 2 | - | 4 | - |
| WANG W | C | 4 | - | - | - | - | 2 | 9 | 1 | - |
| LI L | 2B | 4 | 2 | 2 | - | - | 1 | 4 | 1 | - |
| ZHANG H | LF | 4 | - | 1 | 1 | - | 2 | 1 | - | - |
| | RF | - | - | - | - | - | - | - | - | - |
| SUN W | 3B | 1 | 1 | 1 | - | - | - | - | 3 | 1 |
| *JIA D | 3B | 2 | - | 1 | - | - | - | - | 1 | - |
| LI W | P | - | - | - | - | - | - | - | 1 | - |
| *SUN G | P | - | - | - | - | - | - | - | - | - |
| *LIU K | P | - | - | - | - | - | - | - | - | - |
| *XU Z | P | - | - | - | - | - | - | - | - | - |
| Totals: | | 36 | 4 | 11 | 4 | 2 | 11 | 27 | 12 | 1 |

Bottom 7th CORDEMANS R entered as Pitcher

Bottom 9th BERGMAN D entered as Pitcher

Top 5th SUN G entered as Pitcher

Top 5th LIU K entered as Pitcher

Top 6th XU Z entered as Pitcher

Top 7th JIA D entered as Third Baseman

Top 9th WANG C entered as Right Fielder

2B - NED 3 - ROMBLEY Danny, DUURSMA Michael, ADRIANA Sharnol; CHN 2 - LI Lei, SUN Wei

3B - NED 0; CHN 1 - JIA Yubing

HR - NED 3 - de JONG S in 5th, (3 RBI); ADRIANA S in 4th, (1 RBI); ENGELHARDT B in 5th, (1 RBI); CHN 0

SB - NED 0; CHN 2 - SUN Lingfeng, ZHANG Yufeng

CS - NED 0; CHN 1 - SUN Lingfeng

SH - NED 2 - SLUIJTER Jeroen, ROMBLEY Danny; CHN 0

SF - NED 0; CHN 1 - SUN Wei



GAME SUMMARY (BOX SCORE)

比赛统计表 (比分表) / RÉSUMÉ DU MATCH (TABLEAU DÉTAILLÉ)

| NED-Netherlands | W/L/S | IP | H | R | ER | BB | SO | HR | WP | BK |
|-----------------|----------|-----|----|---|----|----|----|----|----|----|
| BOYD L | W(1,0,0) | 6.0 | 6 | 2 | 2 | 1 | 6 | - | - | - |
| CORDEMANS R | | 2.1 | 4 | 2 | 2 | - | 4 | - | - | - |
| BERGMAN D | S(0,1,1) | 0.2 | 1 | - | - | 1 | 1 | - | - | - |
| Totals: | | 9.0 | 11 | 4 | 4 | 2 | 11 | 0 | 0 | 0 |

| CHN-China | W/L/S | IP | H | R | ER | BB | SO | HR | WP | BK |
|----------------|----------|-----|---|---|----|----|----|----|----|----|
| LI W | | 4.0 | 3 | 1 | 1 | 1 | 3 | 1 | - | - |
| SUN G | | 0.2 | 3 | 5 | 4 | - | - | 2 | - | - |
| LIU K | L(0,1,0) | 0.2 | 1 | - | - | - | 1 | - | - | - |
| XU Z | | 3.2 | 2 | - | - | 1 | 4 | - | 1 | - |
| Totals: | | 9.0 | 9 | 6 | 5 | 2 | 8 | 3 | 1 | 0 |

HBP - NED 1 - SUN L by BOYD L; CHN 3 - KLOOSTER van't D by LI W, de JONG S by XU Z, DUURSMA M by SUN G

UMPIRES (HP) HODGSON Brian James (CAN) (1B) HYHAM Paul (AUS)
(2B) KUWABARA Kazuhiko (JPN) (3B) RAMIREZ ROSAS Luis Alberto (MEX)
(RU) CHIRICI Fabrizio (ITA)

TECHNICAL COMMISSIONERS SANTIAGO George (PUR) VALCKE Thomas (CAN)

SCOREKEEPERS CHEN Xiaomin (CHN) DEMPSEY Moira Evelyn (RSA) SUN Zhimin (CHN)

LENGTH OF GAME: 3h 08min

ATTENDANCE: 1,922

CONDITIONS: Sunny with wind from the South

TEMPERATURE: 30C/86F

HUMIDITY: 49%

| Legend: | | | | | |
|--|----------------------------------|--------------------------------------|---------------------------------------|--|--|
| 1B First baseman | 2B Doubles/Second baseman | 3B Triples/Third baseman | A Assists | | |
| AB At Bats | BB Bases on balls | BK Balk | C Catcher | | |
| CF Center fielder | CS Caught stealing | DH Designated hitter | DP Double plays | | |
| E Errors | ER Earned runs | GDP Grounded into double play | H Hits | | |
| HBP Hit by pitch | HP Home plate | HR Home runs | IBB Intentional bases on balls | | |
| I/O Reached base on interference or obstruction | LF Left fielder | LOB Left on base | IP Innings pitched | | |
| L Losses | PH Pinch hitter | PO Put outs | P Pitcher | | |
| PB Passed balls | R Runs | RBI Runs batted In | Pos Fielding position | | |
| PR Pinch runner | SB Stolen bases | SH Sacrifice hits | RF Right fielder | | |
| S Saves | SS Shortstop | TP Triple plays | SF Sacrifice flies | | |
| SO Strike outs | * Substitutions | | W Wins | | |
| WP Wild Pitches | | | | | |



GAME SUMMARY (BOX SCORE)

比赛统计表 (比分表) / RÉSUMÉ DU MATCH (TABLEAU DÉTAILLÉ)

Japan (JPN) 3 - Korea (KOR) 5

| Team | 1 | 2 | 3 | 4 | 5 | 6 | 7 | 8 | 9 | R | H | E | LOB |
|------|---|---|---|---|---|---|---|---|---|---|---|---|-----|
| KOR | 0 | 0 | 0 | 0 | 0 | 0 | 2 | 0 | 3 | 5 | 9 | 1 | 6 |
| JPN | 0 | 0 | 0 | 0 | 0 | 2 | 0 | 0 | 1 | 3 | 7 | 1 | 6 |

| KOR-Korea | Pos | AB | R | H | RBI | BB | SO | PO | A | E |
|----------------|-----|----|---|---|-----|----|----|----|----|---|
| LEE J | LF | 5 | - | 2 | 1 | - | 2 | 2 | - | - |
| | CF | - | - | - | - | - | - | - | - | - |
| LEE T | CF | 4 | - | 1 | - | - | 2 | 1 | - | - |
| *LEE Y | LF | 1 | - | - | - | - | 1 | 1 | - | - |
| JEONG K | 2B | 4 | - | - | - | - | 1 | 2 | 1 | - |
| LEE S | 1B | 4 | - | - | - | - | 3 | 12 | - | - |
| KIM D | 3B | 3 | 2 | 2 | - | 1 | - | - | 3 | 1 |
| LEE D | DH | 3 | 1 | 2 | 2 | - | 1 | - | - | - |
| LEE J | RF | 4 | - | 1 | - | - | 1 | - | - | - |
| JIN K | C | 3 | 1 | - | - | 1 | - | 9 | 1 | - |
| KIM M | SS | 3 | - | - | - | - | 1 | - | 2 | - |
| *KIM H | PH | 1 | 1 | 1 | 1 | - | - | - | - | - |
| *PARK J | SS | - | - | - | - | - | - | - | - | - |
| KIM K | P | - | - | - | - | - | - | - | 3 | - |
| *YOON SM | P | - | - | - | - | - | - | - | 1 | - |
| *HAN K | P | - | - | - | - | - | - | - | - | - |
| *KWON H | P | - | - | - | - | - | - | - | - | - |
| *CHONG T | P | - | - | - | - | - | - | - | - | - |
| Totals: | | 35 | 5 | 9 | 4 | 2 | 12 | 27 | 11 | 1 |

| JPN-Japan | Pos | AB | R | H | RBI | BB | SO | PO | A | E |
|----------------|-----|----|---|---|-----|----|----|----|---|---|
| AOKI N | CF | 4 | 1 | 2 | - | - | 2 | 3 | - | - |
| ARAKI M | 2B | 2 | - | - | - | - | 1 | 2 | - | - |
| NAKAJIMA H | SS | 3 | - | - | - | 1 | - | 1 | 3 | - |
| ARAI T | 1B | 4 | 2 | 3 | 2 | - | - | 7 | - | - |
| INABA A | RF | 4 | - | - | - | - | 1 | 1 | - | - |
| MURATA S | 3B | 4 | - | 1 | - | - | 1 | - | 1 | - |
| *NISHIOKA T | PR | - | - | - | - | - | - | - | - | - |
| ABE S | C | 4 | - | - | - | - | 1 | 11 | 1 | 1 |
| SATO T | LF | 4 | - | 1 | - | - | 2 | 2 | - | - |
| SATOZAKI T | DH | 3 | - | - | - | - | 2 | - | - | - |
| *MORINO M | PH | 1 | - | - | - | - | - | - | - | - |
| WADA T | P | - | - | - | - | - | - | - | 1 | - |
| *KAWAKAMI K | P | - | - | - | - | - | - | - | - | - |
| *IWASE H | P | - | - | - | - | - | - | - | 1 | - |
| Totals: | | 33 | 3 | 7 | 2 | 1 | 10 | 27 | 7 | 1 |

Bottom 6th YOON SM entered as Pitcher
Top 8th LEE Y ran for (29) LEE T
Top 9th KIM H hit for (14) KIM M
Bottom 9th HAN K entered as Pitcher
Bottom 9th PARK J entered as Shortstop
Bottom 9th KWON H entered as Pitcher
Bottom 9th CHONG T entered as Pitcher

Top 7th KAWAKAMI K entered as Pitcher
Top 8th IWASE H entered as Pitcher
Bottom 9th NISHIOKA T ran for (55) MURATA S
Bottom 9th MORINO M hit for (22) SATOZAKI T



GAME SUMMARY (BOX SCORE)

比赛统计表 (比分表) / RÉSUMÉ DU MATCH (TABLEAU DÉTAILLÉ)

2B - KOR 0; JPN 2 - SATO Takahiko, MURATA Shuichi
3B - KOR 0; JPN 1 - ARAI Takahiro
HR - KOR 1 - LEE D in 7th, (2 RBI); JPN 1 - ARAI T in 6th, (2 RBI)
SB - KOR 2 - LEE Jongwook, KIM Hyunsoo; JPN 0
SH - KOR 1 - LEE Daeho; JPN 2 - ARAKI Masahiro (2)

| KOR-Korea | W/L/S | IP | H | R | ER | BB | SO | HR | WP | BK |
|----------------|----------|-----|---|---|----|----|----|----|----|----|
| KIM K | | 5.1 | 3 | 1 | 1 | 1 | 7 | - | - | - |
| YOON SM | W(2,0,0) | 2.2 | 2 | 1 | 1 | - | 2 | 1 | - | - |
| HAN K | | - | 2 | 1 | - | - | - | - | - | - |
| KWON H | | 0.1 | - | - | - | - | - | - | - | - |
| CHONG T | S(0,0,1) | 0.2 | - | - | - | - | 1 | - | - | - |
| Totals: | | 9.0 | 7 | 3 | 2 | 1 | 10 | 1 | 0 | 0 |

| JPN-Japan | W/L/S | IP | H | R | ER | BB | SO | HR | WP | BK |
|----------------|----------|-----|---|---|----|----|----|----|----|----|
| WADA T | | 6.2 | 5 | 2 | 2 | 1 | 10 | 1 | - | - |
| KAWAKAMI K | | 1.0 | 1 | - | - | - | - | - | - | - |
| IWASE H | L(0,1,0) | 1.1 | 3 | 3 | 2 | 1 | 2 | - | - | - |
| Totals: | | 9.0 | 9 | 5 | 4 | 2 | 12 | 1 | 0 | 0 |

UMPIRES (HP) SHEWCHUK Ron (CAN) (1B) COSTELLO Perry (USA)
(2B) DIAZ BLANCO Nelson (CUB) (3B) LIAO Wen-Ching (TPE)
(RU) CHIRICI Fabrizio (ITA)
TECHNICAL COMMISSIONERS ARRIETA Humberto (CUB) LIN Hua-Wei (TPE)
SCOREKEEPERS HOGETOORN Rosalinda (NED) LI Yulu (CHN) ZONG Fei (CHN)

LENGTH OF GAME: 3h 29min

ATTENDANCE: 8,124

CONDITIONS: Partly cloudy with wind from the South

TEMPERATURE: 27C/80F

HUMIDITY: 64%

| Legend: | | | | | |
|------------|---|-----------|------------------------|------------|----------------------------|
| 1B | First baseman | 2B | Doubles/Second baseman | 3B | Triples/Third baseman |
| AB | At Bats | BB | Bases on balls | BK | Balk |
| CF | Center fielder | CS | Caught stealing | DH | Designated hitter |
| E | Errors | ER | Earned runs | GDP | Grounded into double play |
| HBP | Hit by pitch | HP | Home plate | HR | Home runs |
| I/O | Reached base on interference or obstruction | LF | Left fielder | LOB | Left on base |
| L | Losses | PH | Pinch hitter | PO | Put outs |
| PB | Passed balls | R | Runs | RBI | Runs batted In |
| PR | Pinch runner | SB | Stolen bases | SH | Sacrifice hits |
| S | Saves | SS | Shortstop | TP | Triple plays |
| SO | Strike outs | * | Substitutions | A | Assists |
| WP | Wild Pitches | | | C | Catcher |
| | | | | DP | Double plays |
| | | | | H | Hits |
| | | | | IBB | Intentional bases on balls |
| | | | | IP | Innings pitched |
| | | | | P | Pitcher |
| | | | | Pos | Fielding position |
| | | | | RF | Right fielder |
| | | | | SF | Sacrifice flies |
| | | | | W | Wins |



GAME SUMMARY (BOX SCORE)

比赛统计表 (比分表) / RÉSUMÉ DU MATCH (TABLEAU DÉTAILLÉ)

Canada (CAN) 0 - Japan (JPN) 1

| Team | 1 | 2 | 3 | 4 | 5 | 6 | 7 | 8 | 9 | R | H | E | LOB |
|------|---|---|---|---|---|---|---|---|---|---|---|---|-----|
| JPN | 0 | 0 | 0 | 0 | 1 | 0 | 0 | 0 | 0 | 1 | 5 | 0 | 5 |
| CAN | 0 | 0 | 0 | 0 | 0 | 0 | 0 | 0 | 0 | 0 | 2 | 2 | 2 |

| JPN-Japan | Pos | AB | R | H | RBI | BB | SO | PO | A | E |
|----------------|-----|-----------|----------|----------|----------|----------|----------|-----------|----------|----------|
| AOKI N | CF | 4 | - | - | - | - | - | - | - | - |
| ARAKI M | 2B | 3 | - | 2 | - | 1 | 2 | 4 | - | - |
| MORINO M | LF | 4 | - | - | - | - | 1 | - | - | - |
| ARAI T | 1B | 4 | - | 1 | - | 2 | 10 | - | - | - |
| INABA A | RF | 3 | 1 | 1 | 1 | 1 | - | - | - | - |
| MURATA S | 3B | 4 | - | - | - | 3 | 1 | 1 | - | - |
| *MIYAMOTO S | 3B | - | - | - | - | - | - | - | - | - |
| ABE S | DH | 3 | - | - | - | 1 | - | - | - | - |
| SATOZAKI T | C | 3 | - | - | - | 1 | 10 | - | - | - |
| *YANO A | C | - | - | - | - | 2 | - | - | - | - |
| NAKAJIMA H | SS | 2 | - | 1 | - | 1 | 1 | 1 | - | - |
| NARUSE Y | P | - | - | - | - | - | - | 1 | - | - |
| *FUJIKAWA K | P | - | - | - | - | - | - | - | - | - |
| *UEHARA K | P | - | - | - | - | - | - | 1 | - | - |
| Totals: | | 30 | 1 | 5 | 1 | 2 | 8 | 27 | 8 | 0 |

| CAN-Canada | Pos | AB | R | H | RBI | BB | SO | PO | A | E |
|----------------|-----|-----------|----------|----------|----------|----------|-----------|-----------|-----------|----------|
| CLAPP S | 2B | 4 | - | - | - | 2 | 3 | 5 | - | - |
| GARCIA E | SS | 4 | - | 1 | - | 1 | 2 | 3 | 1 | - |
| SAUNDERS M | RF | 3 | - | 1 | - | 1 | 1 | - | - | - |
| THORMAN S | 1B | 3 | - | - | - | 2 | 10 | 1 | - | - |
| WEGLARZ N | LF | 3 | - | - | - | 2 | 1 | - | - | - |
| FROSTAD E | DH | 3 | - | - | - | 1 | - | - | - | - |
| ROGELSTAD M | 3B | 3 | - | - | - | 1 | - | 3 | - | - |
| ROBINSON C | C | 2 | - | - | - | 1 | 8 | - | - | - |
| *RADMANOVICH R | PH | 1 | - | - | - | 1 | - | - | - | - |
| *CORRENTE D | C | - | - | - | - | 1 | - | - | - | - |
| STERN A | CF | 3 | - | - | - | - | - | - | - | - |
| BEGG C | P | - | - | - | - | - | 1 | - | - | - |
| *DAVIDSON D | P | - | - | - | - | - | - | 1 | - | - |
| *GREEN S | P | - | - | - | - | - | - | - | 1 | - |
| Totals: | | 29 | 0 | 2 | 0 | 0 | 12 | 27 | 13 | 2 |

Bottom 8th FUJIKAWA K entered as Pitcher
Bottom 8th YANO A entered as Catcher
Bottom 9th UEHARA K entered as Pitcher
Bottom 9th MIYAMOTO S entered as Third Baseman

Top 6th DAVIDSON D entered as Pitcher
Bottom 8th RADMANOVICH R hit for (30) ROBINSON C
Top 9th GREEN S entered as Pitcher
Top 9th CORRENTE D entered as Catcher

2B - JPN 0; CAN 1 - SAUNDERS Michael
HR - JPN 1 - INABA A in 5th, (1 RBI); CAN 0
SH - JPN 1 - ARAKI Masahiro; CAN 0
GDP - JPN 2 - AOKI Norichika, MORINO Masahiko; CAN 0
DP - JPN 0; CAN 2 - THORMAN Scott (2), CLAPP Stubby, GARCIA Emmanuel (2)

| JPN-Japan | W/L/S | IP | H | R | ER | BB | SO | HR | WP | BK |
|----------------|----------|------------|----------|----------|----------|----------|-----------|----------|----------|----------|
| NARUSE Y | W(1,0,0) | 7.0 | 2 | - | - | - | 10 | - | - | - |
| FUJIKAWA K | | 1.0 | - | - | - | - | 2 | - | - | - |
| UEHARA K | S(0,0,1) | 1.0 | - | - | - | - | - | - | - | - |
| Totals: | | 9.0 | 2 | 0 | 0 | 0 | 12 | 0 | 0 | 0 |

| CAN-Canada | W/L/S | IP | H | R | ER | BB | SO | HR | WP | BK |
|----------------|----------|------------|----------|----------|----------|----------|----------|----------|----------|----------|
| BEGG C | L(1,1,0) | 5.1 | 4 | 1 | 1 | - | 5 | 1 | - | - |
| DAVIDSON D | | 2.2 | - | - | - | 1 | 2 | - | - | - |
| GREEN S | | 1.0 | 1 | - | - | 1 | 1 | - | - | - |
| Totals: | | 9.0 | 5 | 1 | 1 | 2 | 8 | 1 | 0 | 0 |

IBB - JPN 0; CAN 1 - INABA A by GREEN S



WUKESONG BASEBALL FIELD 2
 五棵松2号棒球场
 TERRAIN 2 DE BASEBALL DE WUKESONG

MON 星期一 LUN
 18 AUG 2008
 10:30

BASEBALL
 棒球 / BASEBALL

MEN
 男子项目 / HOMMES

PRELIMINARIES - GAME 17
 预赛 - 第17场 / ÉLIMINATOIRES - MATCH 17



GAME SUMMARY (BOX SCORE)

比赛统计表 (比分表) / RÉSUMÉ DU MATCH (TABLEAU DÉTAILLÉ)

UMPIRES (HP) RAMIREZ ROSAS Luis Alberto (MEX) (1B) ESTIVISON ANDERSON Edgar (PAN)
 (2B) COSTELLO Perry (USA) (3B) DIAZ BLANCO Nelson (CUB)
 (RU) YANG Jianxiang (CHN)

TECHNICAL COMMISSIONERS ROBERTSON Geoffrey (AUS) SANTIAGO George (PUR)

SCOREKEEPERS HOGETOORN Rosalinda (NED) LIU Jingchun (CHN) ZONG Fei (CHN)

LENGTH OF GAME: 2h 24min **ATTENDANCE:** 2,752

CONDITIONS: Partly cloudy with wind from the Nort **TEMPERATURE:** 25C/77F **HUMIDITY:** 70%

| Legend: | | | | | |
|------------|---|-----------|------------------------|------------|----------------------------|
| 1B | First baseman | 2B | Doubles/Second baseman | 3B | Triples/Third baseman |
| AB | At Bats | BB | Bases on balls | BK | Balk |
| CF | Center fielder | CS | Caught stealing | DH | Designated hitter |
| E | Errors | ER | Earned runs | GDP | Grounded into double play |
| HBP | Hit by pitch | HP | Home plate | HR | Home runs |
| I/O | Reached base on interference or obstruction | LF | Left fielder | LOB | Left on base |
| L | Losses | PH | Pinch hitter | PO | Put outs |
| PB | Passed balls | R | Runs | RBI | Runs batted In |
| PR | Pinch runner | SB | Stolen bases | SH | Sacrifice hits |
| S | Saves | SS | Shortstop | TP | Triple plays |
| SO | Strike outs | * | Substitutions | A | Assists |
| WP | Wild Pitches | | | C | Catcher |
| | | | | DP | Double plays |
| | | | | H | Hits |
| | | | | IBB | Intentional bases on balls |
| | | | | IP | Innings pitched |
| | | | | P | Pitcher |
| | | | | Pos | Fielding position |
| | | | | RF | Right fielder |
| | | | | SF | Sacrifice flies |
| | | | | W | Wins |



GAME SUMMARY (BOX SCORE)

比赛统计表 (比分表) / RÉSUMÉ DU MATCH (TABLEAU DÉTAILLÉ)

Chinese Taipei (TPE) 8 - Korea (KOR) 9

| Team | 1 | 2 | 3 | 4 | 5 | 6 | 7 | 8 | 9 | R | H | E | LOB |
|------|---|---|---|---|---|---|---|---|---|---|----|---|-----|
| KOR | 7 | 1 | 0 | 0 | 0 | 0 | 1 | 0 | 0 | 9 | 16 | 2 | 11 |
| TPE | 0 | 2 | 0 | 0 | 4 | 2 | 0 | 0 | 0 | 8 | 12 | 2 | 9 |

| KOR-Korea | Pos | AB | R | H | RBI | BB | SO | PO | A | E |
|----------------|-----|-----------|----------|-----------|----------|----------|----------|-----------|-----------|----------|
| LEE J | CF | 6 | 1 | 2 | - | - | 1 | 1 | - | - |
| JEONG K | 3B | 6 | 1 | 2 | - | - | - | - | 2 | - |
| KIM H | LF | 4 | 1 | 2 | - | 1 | 1 | 3 | - | 1 |
| LEE S | DH | 4 | 1 | 1 | - | 1 | - | - | - | - |
| LEE D | 1B | 3 | 1 | 2 | 3 | 1 | - | 8 | - | - |
| *LEE Y | RF | - | 1 | - | - | 1 | - | - | - | - |
| LEE J | RF | 5 | 1 | 3 | 2 | - | 1 | - | - | 1 |
| | 1B | - | - | - | - | - | - | 4 | - | - |
| JIN K | C | 1 | - | - | - | - | - | - | - | - |
| *KANG M | C | 4 | 1 | 2 | 1 | - | 1 | 9 | 3 | - |
| KIM M | SS | 4 | - | - | - | - | 2 | 1 | 1 | - |
| KO Y | 2B | 5 | 1 | 2 | 3 | - | 2 | 1 | 3 | - |
| BONG J | P | - | - | - | - | - | - | - | 3 | - |
| *HAN K | P | - | - | - | - | - | - | - | - | - |
| *KWON H | P | - | - | - | - | - | - | - | - | - |
| *YOON SM | P | - | - | - | - | - | - | - | 1 | - |
| Totals: | | 42 | 9 | 16 | 9 | 4 | 8 | 27 | 13 | 2 |

| TPE-Chinese Taipei | Pos | AB | R | H | RBI | BB | SO | PO | A | E |
|--------------------|-----|-----------|----------|-----------|----------|----------|----------|-----------|-----------|----------|
| CHANG CM | RF | 4 | - | - | - | 1 | 1 | 2 | - | - |
| PAN WH | DH | 5 | 1 | - | - | - | 2 | - | - | - |
| LO KH | LF | 2 | 2 | 1 | - | 2 | - | 3 | - | 1 |
| PENG CM | 1B | 5 | 1 | 4 | 2 | - | 1 | 5 | 2 | - |
| SHIH CW | 3B | 3 | 1 | - | - | 2 | - | - | 1 | - |
| CHIANG CH | 2B | 5 | 2 | 2 | 2 | - | 1 | 3 | 1 | - |
| LIN CS | SS | 4 | 1 | 2 | 1 | - | - | - | 2 | 1 |
| *KUO YW | SS | 1 | - | - | - | - | - | - | 2 | - |
| YEH CC | C | 3 | - | 2 | 2 | - | 1 | 11 | - | - |
| *KAO CK | PH | 1 | - | - | - | - | 1 | - | - | - |
| LIN CH | CF | 4 | - | 1 | 1 | - | 2 | 3 | - | - |
| YANG CF | P | - | - | - | - | - | - | - | 1 | - |
| *NI FT | P | - | - | - | - | - | - | - | 1 | - |
| *CHANG CC | P | - | - | - | - | - | - | - | - | - |
| *TSAO CH | P | - | - | - | - | - | - | - | - | - |
| Totals: | | 37 | 8 | 12 | 8 | 5 | 9 | 27 | 10 | 2 |

Top 1st KANG M ran for (20) JIN K
Bottom 5th HAN K entered as Pitcher
Top 7th LEE Y ran for (10) LEE D
Bottom 7th KWON H entered as Pitcher
Bottom 8th YOON SM entered as Pitcher

Top 2nd NI FT entered as Pitcher
Top 7th CHANG CC entered as Pitcher
Bottom 7th KUO YW ran for (31) LIN CS
Top 9th TSAO CH entered as Pitcher
Bottom 9th KAO CK hit for (27) YEH CC

2B - KOR 2 - LEE Daeho, KANG Minho; TPE 2 - LIN Chih-Sheng, PENG Cheng-Min
HR - KOR 1 - KO Y in 1st, (3 RBI); TPE 0
SB - KOR 1 - KIM Hyunsoo; TPE 1 - KUO Yen-Wen
CS - KOR 1 - KO Youngmin; TPE 0
SF - KOR 0; TPE 1 - YEH Chun-Chang
GDP - KOR 1 - JEONG Keunwoo; TPE 1 - CHIANG Chih-Hsien
DP - KOR 1 - LEE Daeho, KANG Minho, BONG Jungkeun; TPE 1 - CHIANG Chih-Hsien, KUO Yen-Wen, PENG Cheng-Min



GAME SUMMARY (BOX SCORE)

比赛统计表 (比分表) / RÉSUMÉ DU MATCH (TABLEAU DÉTAILLÉ)

| KOR-Korea | W/L/S | IP | H | R | ER | BB | SO | HR | WP | BK |
|----------------|----------|-----|----|---|----|----|----|----|----|----|
| BONG J | | 4.1 | 9 | 6 | 5 | 3 | 2 | - | 1 | - |
| HAN K | W(1,0,0) | 2.1 | 2 | 2 | 2 | 2 | 3 | - | - | - |
| KWON H | | 0.2 | - | - | - | - | 2 | - | - | - |
| YOON SM | S(2,0,1) | 1.2 | 1 | - | - | - | 2 | - | - | - |
| Totals: | | 9.0 | 12 | 8 | 7 | 5 | 9 | 0 | 1 | 0 |

| TPE-Chinese Taipei | W/L/S | IP | H | R | ER | BB | SO | HR | WP | BK |
|--------------------|----------|-----|----|---|----|----|----|----|----|----|
| YANG CF | | 1.0 | 5 | 7 | 4 | 1 | 1 | 1 | - | - |
| NI FT | L(0,2,0) | 5.0 | 7 | 2 | 2 | 2 | 4 | - | - | - |
| CHANG CC | | 2.1 | 4 | - | - | 1 | 3 | - | - | - |
| TSAO CH | | 0.2 | - | - | - | - | - | - | - | - |
| Totals: | | 9.0 | 16 | 9 | 6 | 4 | 8 | 1 | 0 | 0 |

HBP - KOR 1 - LO KH by BONG J; TPE 1 - KIM M by CHANG CC

UMPIRES

(HP) BURLESON Joseph (USA)
(2B) HYHAM Paul (AUS)
(RU) YANG Jianxiang (CHN)

(1B) CHIRICI Fabrizio (ITA)
(3B) HODGSON Brian James (CAN)

TECHNICAL COMMISSIONERS

ASO Koji (JPN)

ESSELMAN Jan (NED)

SCOREKEEPERS

del PINO MUNOZ Carlos (CUB)

SUN Xiaoju (CHN)

SUN Zhimin (CHN)

LENGTH OF GAME: 3h 39min

ATTENDANCE: 7,000

CONDITIONS: Partly cloudy with wind from the North

TEMPERATURE: 32C/89F

HUMIDITY: 65%

| Legend: | | | | | |
|------------|---|-----------|------------------------|------------|----------------------------|
| 1B | First baseman | 2B | Doubles/Second baseman | 3B | Triples/Third baseman |
| AB | At Bats | BB | Bases on balls | BK | Balk |
| CF | Center fielder | CS | Caught stealing | DH | Designated hitter |
| E | Errors | ER | Earned runs | GDP | Grounded into double play |
| HBP | Hit by pitch | HP | Home plate | HR | Home runs |
| I/O | Reached base on interference or obstruction | LF | Left fielder | LOB | Left on base |
| L | Losses | PH | Pinch hitter | PO | Put outs |
| PB | Passed balls | R | Runs | RBI | Runs batted In |
| PR | Pinch runner | SB | Stolen bases | SH | Sacrifice hits |
| S | Saves | SS | Shortstop | TP | Triple plays |
| SO | Strike outs | * | Substitutions | A | Assists |
| WP | Wild Pitches | | | C | Catcher |
| | | | | DP | Double plays |
| | | | | H | Hits |
| | | | | IBB | Intentional bases on balls |
| | | | | IP | Innings pitched |
| | | | | P | Pitcher |
| | | | | Pos | Fielding position |
| | | | | RF | Right fielder |
| | | | | SF | Sacrifice flies |
| | | | | W | Wins |



GAME SUMMARY (BOX SCORE)

比赛统计表 (比分表) / RÉSUMÉ DU MATCH (TABLEAU DÉTAILLÉ)

Netherlands (NED) 3 - Cuba (CUB) 14

| Team | 1 | 2 | 3 | 4 | 5 | 6 | 7 | 8 | 9 | R | H | E | LOB |
|------|---|---|---|---|---|---|---|---|---|----|----|---|-----|
| CUB | 1 | 0 | 0 | 0 | 5 | 4 | 0 | 4 | | 14 | 16 | 0 | 9 |
| NED | 0 | 1 | 1 | 0 | 0 | 0 | 1 | 0 | | 3 | 10 | 2 | 3 |

| CUB-Cuba | Pos | AB | R | H | RBI | BB | SO | PO | A | E |
|----------------|-----|-----------|-----------|-----------|-----------|----------|----------|-----------|-----------|----------|
| DUVERGEL G | CF | 6 | - | 2 | 1 | - | 1 | 2 | - | - |
| ENRIQUEZ M | 3B | 2 | 3 | 1 | 1 | 1 | - | - | 2 | - |
| *OLIVERA H | 2B | 2 | - | 1 | - | - | - | 1 | 1 | - |
| GURRIEL Y | 2B | 3 | 1 | 1 | - | 2 | - | 3 | 2 | - |
| | 3B | - | - | - | - | - | - | - | 1 | - |
| MALLETA A | 1B | 5 | 2 | 1 | 2 | - | 1 | 5 | - | - |
| CEPEDA F | LF | 3 | 2 | 1 | 1 | - | 1 | 1 | 1 | - |
| BELL A | RF | 5 | 2 | 4 | 3 | - | 1 | 1 | - | - |
| DESPAIGNE A | DH | 5 | 1 | 3 | 3 | - | 1 | - | - | - |
| MERINO R | C | 3 | - | - | - | 1 | 1 | 8 | 2 | - |
| PARET E | SS | 3 | 2 | 1 | - | - | 2 | 3 | 2 | - |
| *NAVAS L | SS | 1 | 1 | 1 | 1 | - | - | - | - | - |
| PEDROSO Y | P | - | - | - | - | - | - | - | 1 | - |
| *MARTINEZ J | P | - | - | - | - | - | - | - | - | - |
| *LA HERA M | P | - | - | - | - | - | - | - | - | - |
| Totals: | | 38 | 14 | 16 | 12 | 4 | 8 | 24 | 12 | 0 |

| NED-Netherlands | Pos | AB | R | H | RBI | BB | SO | PO | A | E |
|------------------|-----|-----------|----------|-----------|----------|----------|----------|-----------|----------|----------|
| DUURSMA M | SS | 3 | - | 1 | - | 1 | 1 | - | 3 | - |
| de CASTER Y | 3B | 4 | - | 1 | 1 | - | 1 | - | 2 | - |
| ADRIANA S | 1B | 3 | - | 1 | - | - | 1 | 4 | 1 | - |
| *MEEUWIS M | PH | 1 | - | - | - | - | 1 | - | - | - |
| ENGELHARDT B | LF | 3 | 1 | 1 | 1 | - | 1 | 1 | - | - |
| de JONG S | C | 3 | - | 1 | - | - | - | 7 | 1 | - |
| *SMEETS T | C | - | - | - | - | - | - | 2 | - | - |
| KLOOSTER van't D | RF | 3 | - | 1 | - | - | 1 | 1 | - | - |
| ISENIA P | DH | 3 | 1 | 2 | 1 | - | - | - | - | - |
| KOOLEN R | 2B | 3 | - | 1 | - | - | 1 | 6 | 2 | 1 |
| ROMBLEY D | CF | 3 | 1 | 1 | - | - | 1 | 3 | - | 1 |
| SULBARAN J | P | - | - | - | - | - | - | - | - | - |
| *BERGMAN D | P | - | - | - | - | - | - | - | - | - |
| *DRAIJER D | P | - | - | - | - | - | - | - | - | - |
| *WALSMA P | P | - | - | - | - | - | - | - | - | - |
| Totals: | | 29 | 3 | 10 | 3 | 1 | 8 | 24 | 9 | 2 |

Bottom 4th MARTINEZ J entered as Pitcher

Bottom 7th NAVAS L entered as Shortstop
Bottom 8th LA HERA M entered as Pitcher

Top 5th BERGMAN D entered as Pitcher
Top 6th DRAIJER D entered as Pitcher
Top 7th SMEETS T entered as Catcher
Top 7th WALSMA P entered as Pitcher
Bottom 8th MEEUWIS M hit for (12) ADRIANA S

2B - CUB 3 - MALLETA Alexander, NAVAS Luis, ENRIQUEZ Michel; NED 1 - de CASTER Yurendell

3B - CUB 2 - BELL Alexei, DESPAIGNE Alfredo; NED 0

HR - CUB 0; NED 2 - ENGELHARDT B in 2nd, (1 RBI); ISENIA P in 7th, (1 RBI)

SB - CUB 1 - PARET Eduardo; NED 0

CS - CUB 0; NED 1 - ADRIANA Sharnol

SF - CUB 1 - CEPEDA Frederick; NED 0

GDP - CUB 2 - MERINO Rolando, DUVERGEL Giorbis; NED 2 - KLOOSTER van't Dirk, de CASTER Yurendell

DP - CUB 3 - MALLETA Alexander (3), OLIVERA Hector, GURRIEL Yuliesky (3), PARET Eduardo; NED 2 - DUURSMA Michael, ADRIANA Sharnol (2), KOOLEN Roel (2), de CASTER Yurendell



GAME SUMMARY (BOX SCORE)

比赛统计表 (比分表) / RÉSUMÉ DU MATCH (TABLEAU DÉTAILLÉ)

| CUB-Cuba | W/L/S | IP | H | R | ER | BB | SO | HR | WP | BK |
|----------------|----------|-----|----|---|----|----|----|----|----|----|
| PEDROSO Y | | 3.0 | 6 | 2 | 2 | - | 1 | 1 | - | - |
| MARTINEZ J | W(1,0,0) | 4.0 | 4 | 1 | 1 | - | 6 | 1 | - | - |
| LA HERA M | | 1.0 | - | - | - | 1 | 1 | - | - | - |
| Totals: | | 8.0 | 10 | 3 | 3 | 1 | 8 | 2 | 0 | 0 |

| NED-Netherlands | W/L/S | IP | H | R | ER | BB | SO | HR | WP | BK |
|-----------------|----------|-----|----|----|----|----|----|----|----|----|
| SULBARAN J | L(0,1,0) | 4.2 | 4 | 5 | 2 | 3 | 6 | - | 1 | - |
| BERGMAN D | | 0.2 | 4 | 4 | 4 | - | - | - | - | - |
| DRAIJER D | | 0.2 | 2 | 1 | 1 | - | - | - | - | - |
| WALSMA P | | 2.0 | 6 | 4 | 4 | 1 | 2 | - | - | - |
| Totals: | | 8.0 | 16 | 14 | 10 | 4 | 8 | 0 | 1 | 0 |

HBP - CUB 0; NED 4 - ENRIQUEZ M by SULBARAN J, CEPEDA F by SULBARAN J, MERINO R by SULBARAN J, PARET E by BERGMAN D

UMPIRES

(HP) RODRIGUEZ DIAZ Juan V (PUR) (1B) MACKAY Malcolm (AUS)
(2B) TOLEDO RODRIGUEZ Daniel E. (MEX) (3B) LIAO Wen-Ching (TPE)
(RU) KUWABARA Kazuhiko (JPN)

TECHNICAL COMMISSIONERS

LIN Hua-Wei (TPE) VALCKE Thomas (CAN)

SCOREKEEPERS

DEMPSEY Moira Evelyn (RSA) GUO Yao (CHN) LI Yulu (CHN)

LENGTH OF GAME: 2h 54min

ATTENDANCE: 1,689

CONDITIONS: Thunderstorm with wind from the South-East

TEMPERATURE: 28C/82F

HUMIDITY: 77%

| Legend: | | | | | |
|------------|---|-----------|------------------------|------------|----------------------------|
| 1B | First baseman | 2B | Doubles/Second baseman | 3B | Triples/Third baseman |
| AB | At Bats | BB | Bases on balls | BK | Balk |
| CF | Center fielder | CS | Caught stealing | DH | Designated hitter |
| E | Errors | ER | Earned runs | GDP | Grounded into double play |
| HBP | Hit by pitch | HP | Home plate | HR | Home runs |
| I/O | Reached base on interference or obstruction | LF | Left fielder | LOB | Left on base |
| L | Losses | PH | Pinch hitter | PO | Put outs |
| PB | Passed balls | R | Runs | RBI | Runs batted In |
| PR | Pinch runner | SB | Stolen bases | SH | Sacrifice hits |
| S | Saves | SS | Shortstop | TP | Triple plays |
| SO | Strike outs | * | Substitutions | A | Assists |
| WP | Wild Pitches | | | C | Catcher |
| | | | | DP | Double plays |
| | | | | H | Hits |
| | | | | IBB | Intentional bases on balls |
| | | | | IP | Innings pitched |
| | | | | P | Pitcher |
| | | | | Pos | Fielding position |
| | | | | RF | Right fielder |
| | | | | SF | Sacrifice flies |
| | | | | W | Wins |



GAME SUMMARY (BOX SCORE)

比赛统计表 (比分表) / RÉSUMÉ DU MATCH (TABLEAU DÉTAILLÉ)

United States (USA) 9 - China (CHN) 1

| Team | 1 | 2 | 3 | 4 | 5 | 6 | 7 | 8 | 9 | R | H | E | LOB |
|------|---|---|---|---|---|---|---|---|---|---|---|---|-----|
| CHN | 0 | 0 | 0 | 0 | 0 | 0 | 0 | 0 | 1 | 1 | 4 | 1 | 6 |
| USA | 1 | 0 | 0 | 0 | 3 | 1 | 4 | 0 | x | 9 | 9 | 0 | 12 |

| CHN-China | Pos | AB | R | H | RBI | BB | SO | PO | A | E |
|----------------|-----|----|---|---|-----|----|----|----|---|---|
| SUN L | CF | 4 | - | - | - | - | 2 | 6 | - | - |
| *WANG C | CF | - | - | - | - | - | - | - | - | - |
| HOU F | DH | 3 | - | 1 | - | 1 | 1 | - | - | - |
| FENG F | RF | 4 | - | - | - | - | 1 | 1 | - | 1 |
| ZHANG Y | SS | 3 | - | 1 | - | 1 | 1 | 2 | 1 | - |
| WANG W | C | 2 | - | 1 | - | - | 2 | - | - | - |
| *YANG Y | C | 2 | 1 | 1 | 1 | - | 4 | - | - | - |
| LI L | 2B | 3 | - | - | - | - | 1 | 3 | - | - |
| ZHANG H | LF | 4 | - | - | - | - | 2 | 2 | - | - |
| JIA Y | 1B | 2 | - | - | - | - | 2 | 1 | 1 | - |
| JIA D | 3B | 3 | - | - | - | - | 2 | 2 | - | - |
| LI C | P | - | - | - | - | - | - | 1 | - | - |
| *XU Z | P | - | - | - | - | - | - | - | - | - |
| *CHEN K | P | - | - | - | - | - | - | - | - | - |
| *ZHANG L | P | - | - | - | - | - | - | - | - | - |
| *CHEN J | P | - | - | - | - | - | - | - | - | - |
| Totals: | | 30 | 1 | 4 | 1 | 2 | 12 | 24 | 2 | 1 |

| USA-United States | Pos | AB | R | H | RBI | BB | SO | PO | A | E |
|-------------------|-----|----|---|---|-----|----|----|----|---|---|
| BARDEN B | 2B | 4 | 2 | 1 | - | 1 | 1 | 1 | 2 | - |
| SCHIERHOLTZ N | CF | 3 | 2 | 2 | 3 | 1 | - | - | - | - |
| | RF | - | - | - | - | - | - | - | - | - |
| BROWN M | 3B | 3 | - | 1 | 1 | - | - | 2 | 1 | - |
| TIFFEE T | 1B | 4 | 1 | 2 | 1 | - | - | 8 | 1 | - |
| HESSMAN M | DH | 5 | - | - | - | - | 3 | - | - | - |
| GALL J | LF | 5 | 1 | 1 | 1 | - | - | - | - | - |
| LAPORTA M | RF | 1 | 1 | - | - | 2 | - | 3 | - | - |
| *FOWLER D | CF | 1 | 1 | 1 | - | - | - | - | - | - |
| TEAGARDEN T | C | 3 | - | 1 | 2 | 2 | 1 | 11 | 2 | - |
| DONALD J | SS | 2 | 1 | - | - | 1 | 1 | - | 2 | - |
| ARRIETA J | P | - | - | - | - | - | - | 1 | - | - |
| *KOPLOVE M | P | - | - | - | - | - | - | - | - | - |
| *WEATHERS C | P | - | - | - | - | - | - | - | - | - |
| *NEAL B | P | - | - | - | - | - | - | 1 | 1 | - |
| Totals: | | 31 | 9 | 9 | 8 | 7 | 6 | 27 | 9 | 0 |

Bottom 5th XU Z entered as Pitcher
 Bottom 5th YANG Y entered as Catcher
 Bottom 6th CHEN K entered as Pitcher
 Bottom 7th ZHANG L entered as Pitcher
 Bottom 8th CHEN J entered as Pitcher
 Bottom 8th WANG C entered as Center Fielder

Top 7th KOPLOVE M entered as Pitcher
 Bottom 7th FOWLER D ran for (44) LAPORTA M
 Top 8th WEATHERS C entered as Pitcher
 Top 9th NEAL B entered as Pitcher

2B - CHN 0; USA 6 - SCHIERHOLTZ Nate, FOWLER Dexter, BROWN Matt, GALL John, TIFFEE Terry, TEAGARDEN Taylor
HR - CHN 1 - YANG Y in 9th, (1 RBI); USA 0
CS - CHN 1 - HOU Fenglian; USA 0
SF - CHN 0; USA 2 - BROWN Matt, TIFFEE Terry



GAME SUMMARY (BOX SCORE)

比赛统计表 (比分表) / RÉSUMÉ DU MATCH (TABLEAU DÉTAILLÉ)

| CHN-China | W/L/S | IP | H | R | ER | BB | SO | HR | WP | BK |
|----------------|----------|------------|----------|----------|----------|----------|----------|----------|----------|----------|
| LI C | L(0,1,0) | 4.2 | 4 | 2 | 2 | 3 | 2 | - | - | - |
| XU Z | | 0.1 | 2 | 2 | 2 | 1 | 1 | - | - | - |
| CHEN K | | 1.0 | 1 | 2 | 2 | - | 1 | - | - | - |
| ZHANG L | | 1.0 | 1 | 3 | 3 | 2 | 1 | - | 1 | - |
| CHEN J | | 1.0 | 1 | - | - | 1 | 1 | - | - | - |
| Totals: | | 8.0 | 9 | 9 | 9 | 7 | 6 | 0 | 1 | 0 |

| USA-United States | W/L/S | IP | H | R | ER | BB | SO | HR | WP | BK |
|-------------------|----------|------------|----------|----------|----------|----------|-----------|----------|----------|----------|
| ARRIETA J | W(1,0,0) | 6.0 | 2 | - | - | 2 | 7 | - | - | - |
| KOPLOVE M | | 1.0 | - | - | - | - | 3 | - | - | - |
| WEATHERS C | | 1.0 | 1 | - | - | - | 2 | - | - | - |
| NEAL B | | 1.0 | 1 | 1 | 1 | - | - | 1 | - | - |
| Totals: | | 9.0 | 4 | 1 | 1 | 2 | 12 | 1 | 0 | 0 |

HBP - CHN 5 - BROWN M by LI C, DONALD J by LI C, DONALD J by XU Z, LAPORTA M by CHEN K, SCHIERHOLTZ N by CHEN K; USA 2 - LI L by ARRIETA J, JIA Y by ARRIETA J

UMPIRES (HP) van den BERK Edwin (NED) (1B) SHEWCHUK Ron (CAN)
(2B) REY COTTO Carlos (PUR) (3B) CUEVAS RODRIGUEZ Juan J. (CUB)
(RU) KUWABARA Kazuhiko (JPN)

TECHNICAL COMMISSIONERS ARRIETA Humberto (CUB) BUENROSTRO Ezequiel (MEX)

SCOREKEEPERS CHEN Xiaomin (CHN) MOLONEY Jennie (AUS) WU Yuansheng (CHN)

LENGTH OF GAME: 3h 18min

ATTENDANCE: 7,563

CONDITIONS: Cloudy with wind from the South

TEMPERATURE: 27C/80F

HUMIDITY: 77%

| Legend: | | | | | |
|--|----------------------------------|--------------------------------------|---------------------------------------|--|--|
| 1B First baseman | 2B Doubles/Second baseman | 3B Triples/Third baseman | A Assists | | |
| AB At Bats | BB Bases on balls | BK Balk | C Catcher | | |
| CF Center fielder | CS Caught stealing | DH Designated hitter | DP Double plays | | |
| E Errors | ER Earned runs | GDP Grounded into double play | H Hits | | |
| HBP Hit by pitch | HP Home plate | HR Home runs | IBB Intentional bases on balls | | |
| I/O Reached base on interference or obstruction | LF Left fielder | LOB Left on base | IP Innings pitched | | |
| L Losses | PH Pinch hitter | PO Put outs | P Pitcher | | |
| PB Passed balls | R Runs | RBI Runs batted In | Pos Fielding position | | |
| PR Pinch runner | SB Stolen bases | SH Sacrifice hits | RF Right fielder | | |
| S Saves | SS Shortstop | TP Triple plays | SF Sacrifice flies | | |
| SO Strike outs | * Substitutions | | W Wins | | |
| WP Wild Pitches | | | | | |



GAME SUMMARY (BOX SCORE)

比赛统计表 (比分表) / RÉSUMÉ DU MATCH (TABLEAU DÉTAILLÉ)

Netherlands (NED) 0 - Canada (CAN) 4

| Team | 1 | 2 | 3 | 4 | 5 | 6 | 7 | 8 | 9 | R | H | E | LOB |
|------|---|---|---|---|---|---|---|---|---|---|---|---|-----|
| CAN | 0 | 0 | 1 | 2 | 0 | 0 | 0 | 1 | 0 | 4 | 7 | 1 | 5 |
| NED | 0 | 0 | 0 | 0 | 0 | 0 | 0 | 0 | 0 | 0 | 2 | 0 | 1 |

| CAN-Canada | Pos | AB | R | H | RBI | BB | SO | PO | A | E |
|----------------|-----|-----------|----------|----------|----------|----------|----------|-----------|-----------|----------|
| CLAPP S | 2B | 4 | - | 2 | - | - | 1 | 3 | 8 | - |
| ROGELSTAD M | 3B | 4 | - | - | 1 | - | 2 | - | 1 | 1 |
| SAUNDERS M | CF | 4 | 1 | 1 | - | - | 1 | 2 | - | - |
| | RF | - | - | - | - | - | - | - | - | - |
| WEGLARZ N | DH | 2 | 1 | - | - | 2 | - | - | - | - |
| VANOSTRAND J | 1B | 3 | - | 1 | 1 | 1 | - | 11 | 1 | - |
| | LF | - | - | - | - | - | - | - | - | - |
| FROSTAD E | C | 4 | 1 | 2 | 1 | - | 1 | 2 | - | - |
| | 1B | - | - | - | - | - | - | - | - | - |
| *STERN A | CF | - | - | - | - | - | - | - | - | - |
| LAWRIE B | LF | 2 | - | - | 1 | - | - | 1 | - | - |
| *CORRENTE D | C | 1 | - | - | - | - | 1 | 6 | - | - |
| RADMANOVICH R | RF | 4 | - | 1 | - | - | 1 | 1 | - | - |
| | LF | - | - | - | - | - | - | - | - | - |
| GARCIA E | SS | 3 | 1 | - | - | 1 | 1 | - | 5 | - |
| McNIVEN B | P | - | - | - | - | - | - | 1 | - | - |
| *LOCKWOOD J | P | - | - | - | - | - | - | - | - | - |
| *CORMIER R | P | - | - | - | - | - | - | - | - | - |
| *BURTON T | P | - | - | - | - | - | - | - | - | - |
| Totals: | | 31 | 4 | 7 | 4 | 4 | 8 | 27 | 15 | 1 |

| NED-Netherlands | Pos | AB | R | H | RBI | BB | SO | PO | A | E |
|------------------|-----|-----------|----------|----------|----------|----------|----------|-----------|-----------|----------|
| DUURSMA M | SS | 3 | - | - | - | - | 1 | 4 | 3 | - |
| *SMEETS T | PH | 1 | - | - | - | - | 1 | - | - | - |
| de CASTER Y | 3B | 3 | - | - | - | - | - | - | 1 | - |
| ADRIANA S | 1B | 3 | - | - | - | - | 1 | 7 | 2 | - |
| ENGELHARDT B | LF | 2 | - | - | - | 1 | - | 3 | - | - |
| de JONG S | C | 3 | - | - | - | - | 1 | 8 | - | - |
| KLOOSTER van't D | RF | 2 | - | - | - | - | - | 1 | - | - |
| *KINGSALE E | CF | 1 | - | - | - | - | - | - | - | - |
| | RF | - | - | - | - | - | - | - | - | - |
| ISENIA P | DH | 3 | - | 1 | - | - | 1 | - | - | - |
| KOOLEN R | 2B | 3 | - | 1 | - | - | 2 | 1 | 6 | - |
| ROMBLEY D | CF | 3 | - | - | - | - | 1 | 2 | - | - |
| | RF | - | - | - | - | - | - | - | - | - |
| MARTIS S | P | - | - | - | - | - | - | - | - | - |
| *MARKWELL D | P | - | - | - | - | - | - | 1 | - | - |
| Totals: | | 27 | 0 | 2 | 0 | 1 | 8 | 27 | 12 | 0 |

Bottom 7th LOCKWOOD J entered as Pitcher

Bottom 8th CORMIER R entered as Pitcher

Bottom 9th BURTON T entered as Pitcher

Top 7th MARKWELL D entered as Pitcher

Bottom 8th KINGSALE E hit for (18) KLOOSTER van't D

Bottom 9th SMEETS T hit for (8) DUURSMA M

2B - CAN 1 - SAUNDERS Michael; NED 0

3B - CAN 1 - FROSTAD Emerson; NED 0

SF - CAN 1 - LAWRIE Brett; NED 0

GDP - CAN 2 - ROGELSTAD Matt, VANOSTRAND Jimmy; NED 3 - ROMBLEY Danny, KINGSALE Eugene, de CASTER Yurendell

DP - CAN 3 - GARCIA Emmanuel (2), ROGELSTAD Matt, VANOSTRAND Jimmy (3), CLAPP Stubby (3); NED 2 - DUURSMA Michael, ADRIANA Sharnol (2), KOOLEN Roel (2), de CASTER Yurendell



GAME SUMMARY (BOX SCORE)

比赛统计表 (比分表) / RÉSUMÉ DU MATCH (TABLEAU DÉTAILLÉ)

| CAN-Canada | W/L/S | IP | H | R | ER | BB | SO | HR | WP | BK |
|----------------|----------|------------|----------|----------|----------|----------|----------|----------|----------|----------|
| McNIVEN B | W(1,0,0) | 6.0 | 1 | - | - | - | 2 | - | - | - |
| LOCKWOOD J | | 1.0 | - | - | - | - | 2 | - | - | - |
| CORMIER R | | 1.0 | - | - | - | 1 | 1 | - | - | - |
| BURTON T | | 1.0 | 1 | - | - | - | 3 | - | - | - |
| Totals: | | 9.0 | 2 | 0 | 0 | 1 | 8 | 0 | 0 | 0 |

| NED-Netherlands | W/L/S | IP | H | R | ER | BB | SO | HR | WP | BK |
|-----------------|----------|------------|----------|----------|----------|----------|----------|----------|----------|----------|
| MARTIS S | L(0,2,0) | 6.0 | 4 | 3 | 3 | 3 | 5 | - | - | - |
| MARKWELL D | | 3.0 | 3 | 1 | 1 | 1 | 3 | - | 1 | - |
| Totals: | | 9.0 | 7 | 4 | 4 | 4 | 8 | 0 | 1 | 0 |

UMPIRES

(HP) ESTIVISON ANDERSON Edgar (PAN)(1B) MACKAY Malcolm (AUS)
(2B) CHIRICI Fabrizio (ITA) (3B) YANG Jianxiang (CHN)
(RU) RAMIREZ ROSAS Luis Alberto (MEX)

TECHNICAL COMMISSIONERS

ARRIETA Humberto (CUB) BUENROSTRO Ezequiel (MEX)

SCOREKEEPERS

LIU Jingchun (CHN) MOLONEY Jennie (AUS) SUN Zhimin (CHN)

LENGTH OF GAME: 2h 11min

ATTENDANCE: 641

CONDITIONS: Sunny with wind from the North-West

TEMPERATURE: 26C/78F

HUMIDITY: 64%

| Legend: | | | | | |
|------------|---|-----------|------------------------|------------|----------------------------|
| 1B | First baseman | 2B | Doubles/Second baseman | 3B | Triples/Third baseman |
| AB | At Bats | BB | Bases on balls | BK | Balk |
| CF | Center fielder | CS | Caught stealing | DH | Designated hitter |
| E | Errors | ER | Earned runs | GDP | Grounded into double play |
| HBP | Hit by pitch | HP | Home plate | HR | Home runs |
| I/O | Reached base on interference or obstruction | LF | Left fielder | LOB | Left on base |
| L | Losses | PH | Pinch hitter | PO | Put outs |
| PB | Passed balls | R | Runs | RBI | Runs batted In |
| PR | Pinch runner | SB | Stolen bases | SH | Sacrifice hits |
| S | Saves | SS | Shortstop | TP | Triple plays |
| SO | Strike outs | * | Substitutions | A | Assists |
| WP | Wild Pitches | | | C | Catcher |
| | | | | DP | Double plays |
| | | | | H | Hits |
| | | | | IBB | Intentional bases on balls |
| | | | | IP | Innings pitched |
| | | | | P | Pitcher |
| | | | | Pos | Fielding position |
| | | | | RF | Right fielder |
| | | | | SF | Sacrifice flies |
| | | | | W | Wins |



GAME SUMMARY (BOX SCORE)

比赛统计表 (比分表) / RÉSUMÉ DU MATCH (TABLEAU DÉTAILLÉ)

Korea (KOR) 7 - Cuba (CUB) 4

| Team | 1 | 2 | 3 | 4 | 5 | 6 | 7 | 8 | 9 | R | H | E | LOB |
|------|---|---|---|---|---|---|---|---|---|---|---|---|-----|
| CUB | 0 | 3 | 0 | 0 | 0 | 0 | 0 | 1 | 0 | 4 | 7 | 2 | 7 |
| KOR | 0 | 0 | 0 | 5 | 0 | 1 | 1 | 0 | x | 7 | 9 | 0 | 7 |

| CUB-Cuba | Pos | AB | R | H | RBI | BB | SO | PO | A | E |
|----------------|-----|-----------|----------|----------|----------|----------|----------|-----------|----------|----------|
| DUVERGEL G | CF | 5 | - | 2 | 1 | - | - | 1 | - | - |
| ENRIQUEZ M | 3B | 3 | - | - | - | 2 | - | 2 | - | - |
| GOURRIEL Y | 2B | 3 | - | - | - | 1 | 1 | 4 | 2 | - |
| MAYETA A | 1B | 3 | - | - | - | - | - | 4 | 1 | - |
| *OLIVERA H | 1B | 1 | 1 | 1 | - | - | - | 1 | 1 | - |
| CEPEDA F | LF | 2 | 1 | 1 | 1 | 2 | - | 1 | - | - |
| BELL A | RF | 4 | 1 | 1 | - | - | 1 | 1 | 1 | - |
| DESPAIGNE A | DH | 4 | - | - | - | - | 1 | - | - | - |
| PESTANO A | C | 4 | 1 | 2 | 2 | - | - | 5 | - | 1 |
| PARET E | SS | 3 | - | - | - | - | 1 | 2 | 1 | - |
| VERA NL | P | - | - | - | - | - | - | - | - | - |
| *ODELIN V | P | - | - | - | - | - | - | - | - | - |
| *GONZALEZ N | P | - | - | - | - | - | - | 1 | 1 | 1 |
| *RODRIGUEZ L | P | - | - | - | - | - | - | 2 | 1 | - |
| *LAZO PL | P | - | - | - | - | - | - | - | - | - |
| Totals: | | 32 | 4 | 7 | 4 | 5 | 4 | 24 | 8 | 2 |

| KOR-Korea | Pos | AB | R | H | RBI | BB | SO | PO | A | E |
|----------------|-----|-----------|----------|----------|----------|----------|----------|-----------|-----------|----------|
| LEE Y | RF | 5 | - | 2 | 1 | - | - | 2 | - | - |
| JEONG K | SS | 5 | - | - | - | - | - | 2 | 3 | - |
| KIM H | LF | 4 | 1 | 2 | - | - | - | 2 | - | - |
| LEE S | DH | 3 | 1 | - | - | 1 | 1 | - | - | - |
| LEE D | 3B | 1 | 1 | 1 | - | 2 | - | - | 6 | - |
| LEE J | 1B | 1 | 1 | - | - | 2 | - | 11 | - | - |
| *LEE J | CF | 1 | - | 1 | 1 | - | - | 2 | - | - |
| LEE T | CF | 4 | - | - | - | - | - | 1 | - | - |
| | 1B | - | - | - | - | - | - | 1 | - | - |
| KANG M | C | 4 | 1 | 1 | 1 | - | 3 | 4 | - | - |
| KO Y | 2B | 3 | 2 | 2 | 2 | - | - | 3 | 5 | - |
| SONG S | P | - | - | - | - | - | - | - | - | - |
| *KWON H | P | - | - | - | - | - | - | - | - | - |
| *YOON SM | P | - | - | - | - | - | - | - | - | - |
| *OH S | P | - | - | - | - | - | - | - | - | - |
| Totals: | | 31 | 7 | 9 | 5 | 5 | 5 | 27 | 14 | 0 |

Bottom 3rd ODELIN V entered as Pitcher
Bottom 4th GONZALEZ N entered as Pitcher
Bottom 6th RODRIGUEZ L entered as Pitcher
Bottom 6th OLIVERA H entered as First Baseman
Bottom 7th LAZO PL entered as Pitcher

Top 7th KWON H entered as Pitcher
Top 7th YOON SM entered as Pitcher
Top 9th OH S entered as Pitcher

2B - CUB 4 - OLIVERA Hector, DUVERGEL Giorbis, BELL Alexei, PESTANO Ariel; KOR 2 - KIM Hyunsoo (2)

SB - CUB 0; KOR 1 - KO Youngmin

SH - CUB 1 - PARET Eduardo; KOR 0

GDP - CUB 1 - MAYETA Alexander; KOR 1 - LEE Jinyoung

DP - CUB 1 - PARET Eduardo, GONZALEZ Norberto, MAYETA Alexander; KOR 1 - JEONG Keunwoo, LEE Jinyoung, KO Youngmin



GAME SUMMARY (BOX SCORE)

比赛统计表 (比分表) / RÉSUMÉ DU MATCH (TABLEAU DÉTAILLÉ)

| CUB-Cuba | W/L/S | IP | H | R | ER | BB | SO | HR | WP | BK |
|----------------|----------|------------|----------|----------|----------|----------|----------|----------|----------|----------|
| VERA NL | | 2.0 | - | - | - | 1 | 1 | - | - | - |
| ODELIN V | L(1,1,0) | 1.2 | 3 | 5 | 3 | 2 | - | - | - | - |
| GONZALEZ N | | 1.1 | 1 | - | - | 1 | 1 | - | - | - |
| RODRIGUEZ L | | 1.2 | 3 | 2 | 1 | 1 | 1 | - | - | - |
| LAZO PL | | 1.1 | 2 | - | - | - | 2 | - | - | - |
| Totals: | | 8.0 | 9 | 7 | 4 | 5 | 5 | 0 | 0 | 0 |

| KOR-Korea | W/L/S | IP | H | R | ER | BB | SO | HR | WP | BK |
|----------------|----------|------------|----------|----------|----------|----------|----------|----------|----------|----------|
| SONG S | W(1,0,0) | 6.1 | 5 | 3 | 3 | 4 | 3 | - | - | - |
| KWON H | | 0.1 | - | - | - | 1 | - | - | - | - |
| YOON SM | | 1.1 | 2 | 1 | 1 | - | - | - | - | - |
| OH S | S(1,0,1) | 1.0 | - | - | - | - | 1 | - | - | - |
| Totals: | | 9.0 | 7 | 4 | 4 | 5 | 4 | 0 | 0 | 0 |

IBB - CUB 1 - LEE D by GONZALEZ N; KOR 0
HBP - CUB 2 - KO Y by LAZO PL, LEE D by VERA NL; KOR 0

UMPIRES (HP) COSTELLO Perry (USA) (1B) REY COTTO Carlos (PUR)
(2B) HYHAM Paul (AUS) (3B) LIAO Wen-Ching (TPE)
(RU) RAMIREZ ROSAS Luis Alberto (MEX)

TECHNICAL COMMISSIONERS LIN Hua-Wei (TPE) SANTIAGO George (PUR)
SCOREKEEPERS DEMPSEY Moira Evelyn (RSA) SUN Xiaoju (CHN) WU Yuansheng (CHN)

LENGTH OF GAME: 2h 59min

ATTENDANCE: 6,000

CONDITIONS: Sunny with wind from the South-East

TEMPERATURE: 29C/84F

HUMIDITY: 47%

| Legend: | | | | | |
|--|----------------------------------|--------------------------------------|---------------------------------------|--|--|
| 1B First baseman | 2B Doubles/Second baseman | 3B Triples/Third baseman | A Assists | | |
| AB At Bats | BB Bases on balls | BK Balk | C Catcher | | |
| CF Center fielder | CS Caught stealing | DH Designated hitter | DP Double plays | | |
| E Errors | ER Earned runs | GDP Grounded into double play | H Hits | | |
| HBP Hit by pitch | HP Home plate | HR Home runs | IBB Intentional bases on balls | | |
| I/O Reached base on interference or obstruction | | | IP Innings pitched | | |
| L Losses | LF Left fielder | LOB Left on base | P Pitcher | | |
| PB Passed balls | PH Pinch hitter | PO Put outs | Pos Fielding position | | |
| PR Pinch runner | R Runs | RBI Runs batted In | RF Right fielder | | |
| S Saves | SB Stolen bases | SH Sacrifice hits | SF Sacrifice flies | | |
| SO Strike outs | SS Shortstop | TP Triple plays | W Wins | | |
| WP Wild Pitches | * Substitutions | | | | |



GAME SUMMARY (BOX SCORE)

比赛统计表 (比分表) / RÉSUMÉ DU MATCH (TABLEAU DÉTAILLÉ)

Japan (JPN) 10 - China (CHN) 0

| Team | 1 | 2 | 3 | 4 | 5 | 6 | 7 | 8 | 9 | R | H | E | LOB |
|------|---|---|---|---|---|---|---|---|---|----|----|---|-----|
| CHN | 0 | 0 | 0 | 0 | 0 | 0 | 0 | | | 0 | 2 | 0 | 0 |
| JPN | 0 | 3 | 1 | 0 | 0 | 6 | x | | | 10 | 10 | 0 | 6 |

| CHN-China | Pos | AB | R | H | RBI | BB | SO | PO | A | E |
|----------------|-----|----|---|---|-----|----|----|----|----|---|
| SUN L | CF | 3 | - | 1 | - | - | 1 | 2 | - | - |
| HOU F | DH | 3 | - | 1 | - | - | 1 | - | - | - |
| FENG F | RF | 3 | - | - | - | - | 1 | - | - | - |
| ZHANG Y | SS | 2 | - | - | - | - | 2 | - | - | - |
| YANG Y | C | 2 | - | - | - | - | 2 | - | - | - |
| LI L | 2B | 2 | - | - | - | - | 2 | 3 | 4 | - |
| SUN W | 3B | 2 | - | - | - | - | 1 | 4 | - | - |
| WANG C | LF | 2 | - | - | - | - | - | - | - | - |
| JIA Y | 1B | 2 | - | - | - | - | 1 | 8 | - | - |
| WANG N | P | - | - | - | - | - | - | - | - | - |
| *LV J | P | - | - | - | - | - | - | - | 1 | - |
| *SUN G | P | - | - | - | - | - | - | - | 2 | - |
| *LIU K | P | - | - | - | - | - | - | - | - | - |
| *GUO Y | P | - | - | - | - | - | - | - | - | - |
| Totals: | | 21 | 0 | 2 | 0 | 0 | 6 | 18 | 11 | 0 |

| JPN-Japan | Pos | AB | R | H | RBI | BB | SO | PO | A | E |
|----------------|-----|----|----|----|-----|----|----|----|----|---|
| AOKI N | CF | 3 | 1 | - | - | 1 | - | - | - | - |
| ARAKI M | 2B | 3 | 2 | 1 | - | 1 | - | 2 | 5 | - |
| NAKAJIMA H | SS | 2 | 1 | 1 | 2 | 1 | - | 2 | 4 | - |
| ARAI T | 1B | 3 | 1 | 1 | 1 | - | - | 9 | 2 | - |
| INABA A | RF | 4 | 1 | 2 | 2 | 1 | - | - | - | - |
| MURATA S | 3B | 2 | - | - | - | - | 1 | - | - | - |
| *MORINO M | 3B | 1 | - | - | - | - | 1 | - | - | - |
| SATO T | LF | 4 | 1 | 1 | 1 | - | - | - | - | - |
| YANO A | C | 2 | 2 | 1 | 1 | 1 | - | 6 | - | - |
| NISHIOKA T | DH | 3 | 1 | 3 | 3 | - | - | - | - | - |
| WAKUI H | P | - | - | - | - | - | - | 2 | 1 | - |
| Totals: | | 27 | 10 | 10 | 10 | 5 | 2 | 21 | 12 | 0 |

Bottom 3rd LV J entered as Pitcher
Bottom 3rd SUN G entered as Pitcher
Bottom 6th LIU K entered as Pitcher
Bottom 6th GUO Y entered as Pitcher

Top 6th MORINO M entered as Third Baseman

2B - CHN 0; JPN 5 - ARAI Takahiro, NAKAJIMA Hiroyuki, YANO Akihiro, INABA Atsunori, SATO Takahiko

HR - CHN 0; JPN 1 - NISHIOKA T in 6th, (2 RBI)

SB - CHN 0; JPN 4 - ARAKI Masahiro, NAKAJIMA Hiroyuki, INABA Atsunori, NISHIOKA Tsuyoshi

GDP - CHN 2 - FENG Fei, HOU Fenglian; JPN 2 - ARAI Takahiro, INABA Atsunori

DP - CHN 2 - LI Lei (2), LV Jiangang, SUN Wei, JIA Yubing; JPN 2 - ARAI Takahiro (2), ARAKI Masahiro (2), NAKAJIMA Hiroyuki (2)

PB - CHN 1 - SUN Guoqiang; JPN 0



GAME SUMMARY (BOX SCORE)

比赛统计表 (比分表) / RÉSUMÉ DU MATCH (TABLEAU DÉTAILLÉ)

| CHN-China | W/L/S | IP | H | R | ER | BB | SO | HR | WP | BK |
|----------------|----------|-----|----|----|----|----|----|----|----|----|
| WANG N | L(0,1,0) | 2.0 | 3 | 4 | 4 | 3 | 1 | - | - | - |
| LV J | | 0.2 | 1 | - | - | - | - | - | - | - |
| SUN G | | 2.2 | 2 | 2 | 2 | 1 | - | 1 | - | - |
| LIU K | | - | 3 | 4 | 4 | 1 | - | - | 1 | - |
| GUO Y | | 0.2 | 1 | - | - | - | 1 | - | 1 | - |
| Totals: | | 6.0 | 10 | 10 | 10 | 5 | 2 | 1 | 2 | 0 |

| JPN-Japan | W/L/S | IP | H | R | ER | BB | SO | HR | WP | BK |
|----------------|----------|-----|---|---|----|----|----|----|----|----|
| WAKUI H | W(2,0,0) | 7.0 | 2 | - | - | - | 6 | - | - | - |
| Totals: | | 7.0 | 2 | 0 | 0 | 0 | 6 | 0 | 0 | 0 |

HBP - CHN 3 - MURATA S by SUN G, NAKAJIMA H by SUN G, ARAI T by SUN G; JPN 0

UMPIRES

(HP) CUEVAS RODRIGUEZ Juan J. (CUB) (1B) BURLESON Joseph (USA)
(2B) RODRIGUEZ DIAZ Juan V (PUR) (3B) HODGSON Brian James (CAN)
(RU) van den BERK Edwin (NED)

TECHNICAL COMMISSIONERS

ROBERTSON Geoffrey (AUS) VALCKE Thomas (CAN)

SCOREKEEPERS

del PINO MUNOZ Carlos (CUB) GUO Yao (CHN) ZONG Fei (CHN)

LENGTH OF GAME: 2h 11min

ATTENDANCE: 1,680

CONDITIONS: Cloudy with wind from the South

TEMPERATURE: 29C/84F

HUMIDITY: 56%

| Legend: | | | | | |
|------------|---|-----------|------------------------|------------|----------------------------|
| 1B | First baseman | 2B | Doubles/Second baseman | 3B | Triples/Third baseman |
| AB | At Bats | BB | Bases on balls | BK | Balk |
| CF | Center fielder | CS | Caught stealing | DH | Designated hitter |
| E | Errors | ER | Earned runs | GDP | Grounded into double play |
| HBP | Hit by pitch | HP | Home plate | HR | Home runs |
| I/O | Reached base on interference or obstruction | LF | Left fielder | LOB | Left on base |
| L | Losses | PH | Pinch hitter | PO | Put outs |
| PB | Passed balls | R | Runs | RBI | Runs batted In |
| PR | Pinch runner | SB | Stolen bases | SH | Sacrifice hits |
| S | Saves | SS | Shortstop | TP | Triple plays |
| SO | Strike outs | * | Substitutions | A | Assists |
| WP | Wild Pitches | | | C | Catcher |
| | | | | DP | Double plays |
| | | | | H | Hits |
| | | | | IBB | Intentional bases on balls |
| | | | | IP | Innings pitched |
| | | | | P | Pitcher |
| | | | | Pos | Fielding position |
| | | | | RF | Right fielder |
| | | | | SF | Sacrifice flies |
| | | | | W | Wins |



GAME SUMMARY (BOX SCORE)

比赛统计表 (比分表) / RÉSUMÉ DU MATCH (TABLEAU DÉTAILLÉ)

United States (USA) 4 - Chinese Taipei (TPE) 2

| Team | 1 | 2 | 3 | 4 | 5 | 6 | 7 | 8 | 9 | R | H | E | LOB |
|------|---|---|---|---|---|---|---|---|---|---|----|---|-----|
| TPE | 0 | 0 | 0 | 0 | 1 | 0 | 1 | 0 | 0 | 2 | 5 | 0 | 5 |
| USA | 0 | 0 | 0 | 0 | 1 | 2 | 0 | 1 | x | 4 | 10 | 2 | 10 |

| TPE-Chinese Taipei | Pos | AB | R | H | RBI | BB | SO | PO | A | E |
|--------------------|-----|-----------|----------|----------|----------|----------|----------|-----------|----------|----------|
| CHANG CM | RF | 3 | - | - | - | - | 1 | 2 | - | - |
| *LIN CH | CF | 1 | - | - | - | - | 2 | - | - | - |
| PAN WH | LF | 3 | - | - | 1 | 1 | - | - | - | - |
| | RF | - | - | - | - | - | - | - | - | - |
| PENG CM | 1B | 4 | - | 1 | - | - | 5 | - | - | - |
| CHEN CF | DH | 3 | - | 1 | - | 1 | 2 | - | - | - |
| LO KH | CF | 4 | - | - | - | - | 2 | 1 | - | - |
| | LF | - | - | - | - | - | - | - | - | - |
| CHIANG CH | 2B | 4 | - | 1 | - | - | 1 | 1 | - | - |
| LIN CS | SS | 4 | 2 | 2 | 1 | - | 1 | 1 | 3 | - |
| CHEN FM | C | 2 | - | - | - | - | 12 | - | - | - |
| SHIH CW | 3B | 3 | - | - | 1 | - | - | - | - | - |
| HSU WH | P | - | - | - | - | - | - | - | 1 | - |
| *LEE CC | P | - | - | - | - | - | - | - | 1 | - |
| * TSAO CH | P | - | - | - | - | - | - | - | - | - |
| Totals: | | 31 | 2 | 5 | 2 | 2 | 7 | 24 | 6 | 0 |

| USA-United States | Pos | AB | R | H | RBI | BB | SO | PO | A | E |
|-------------------|-----|-----------|----------|-----------|----------|----------|-----------|-----------|-----------|----------|
| BARDEN B | 2B | 5 | - | 1 | 1 | - | 4 | 2 | 6 | 1 |
| SCHIERHOLTZ N | RF | 5 | - | - | - | - | 3 | - | 1 | - |
| BROWN M | 1B | 4 | - | 1 | - | - | 2 | 13 | 1 | 1 |
| TIFFEE T | DH | 3 | - | 1 | - | 1 | - | - | - | - |
| HESSMAN M | 3B | 4 | - | - | - | - | 2 | - | 3 | - |
| GALL J | LF | 3 | 2 | 2 | 1 | 1 | - | - | - | - |
| MARSON L | C | 3 | 1 | 1 | - | 1 | 1 | 9 | - | - |
| DONALD J | SS | 2 | - | 1 | 1 | 1 | - | - | 2 | - |
| FOWLER D | CF | 3 | 1 | 3 | 1 | 1 | - | 2 | - | - |
| KNIGHT B | P | - | - | - | - | - | - | - | 1 | 3 |
| *KOPLOVE M | P | - | - | - | - | - | - | - | 1 | - |
| *JEPSEN K | P | - | - | - | - | - | - | - | - | - |
| Totals: | | 32 | 4 | 10 | 4 | 5 | 12 | 27 | 17 | 2 |

Bottom 6th LEE CC entered as Pitcher
Bottom 8th TSAO CH entered as Pitcher

Top 7th KOPLOVE M entered as Pitcher
Top 9th JEPSEN K entered as Pitcher

- 2B** - TPE 2 - CHEN Chin-Feng, LIN Chih-Sheng; USA 3 - FOWLER Dexter, GALL John, BARDEN Brian
- 3B** - TPE 0; USA 1 - FOWLER Dexter
- HR** - TPE 1 - LIN CS in 7th, (1 RBI); USA 1 - GALL J in 6th, (1 RBI)
- SB** - TPE 0; USA 1 - DONALD Jason
- SH** - TPE 1 - CHEN Feng-Min; USA 1 - DONALD Jason
- GDP** - TPE 1 - LO Kuo-Hui; USA 1 - MARSON Lou
- DP** - TPE 1 - CHIANG Chih-Hsien, LIN Chih-Sheng, PENG Cheng-Min; USA 1 - BROWN Matt, DONALD Jason, BARDEN Brian



GAME SUMMARY (BOX SCORE)

比赛统计表 (比分表) / RÉSUMÉ DU MATCH (TABLEAU DÉTAILLÉ)

| TPE-Chinese Taipei | W/L/S | IP | H | R | ER | BB | SO | HR | WP | BK |
|--------------------|----------|------------|-----------|----------|----------|----------|-----------|----------|----------|----------|
| HSU WH | L(0,1,0) | 5.0 | 7 | 3 | 3 | 4 | 6 | 1 | - | - |
| LEE CC | | 2.1 | 3 | 1 | 1 | - | 4 | - | - | - |
| TSAO CH | | 0.2 | - | - | - | 1 | 2 | - | - | - |
| Totals: | | 8.0 | 10 | 4 | 4 | 5 | 12 | 1 | 0 | 0 |

| USA-United States | W/L/S | IP | H | R | ER | BB | SO | HR | WP | BK |
|-------------------|----------|------------|----------|----------|----------|----------|----------|----------|----------|----------|
| KNIGHT B | W(1,0,0) | 6.1 | 5 | 2 | 2 | 2 | 5 | 1 | - | - |
| KOPLOVE M | | 1.2 | - | - | - | - | 1 | - | - | - |
| JEPSEN K | S(0,0,1) | 1.0 | - | - | - | - | 1 | - | - | - |
| Totals: | | 9.0 | 5 | 2 | 2 | 2 | 7 | 1 | 0 | 0 |

UMPIRES

(HP) DIAZ BLANCO Nelson (CUB)
(2B) KUWABARA Kazuhiko (JPN)
(RU) van den BERK Edwin (NED)

(1B) TOLEDO RODRIGUEZ Daniel E. (MEX)
(3B) SHEWCHUK Ron (CAN)

TECHNICAL COMMISSIONERS

ASO Koji (JPN)

ESSELMAN Jan (NED)

SCOREKEEPERS

CHEN Xiaomin (CHN)

HOGETOORN Rosalinda (NED)

LI Yulu (CHN)

LENGTH OF GAME: 2h 36min

ATTENDANCE: 7,662

CONDITIONS: Cloudy with wind from the South

TEMPERATURE: 29C/84F

HUMIDITY: 56%

| Legend: | | | | | |
|------------|---|-----------|------------------------|------------|----------------------------|
| 1B | First baseman | 2B | Doubles/Second baseman | 3B | Triples/Third baseman |
| AB | At Bats | BB | Bases on balls | BK | Balk |
| CF | Center fielder | CS | Caught stealing | DH | Designated hitter |
| E | Errors | ER | Earned runs | GDP | Grounded into double play |
| HBP | Hit by pitch | HP | Home plate | HR | Home runs |
| I/O | Reached base on interference or obstruction | LF | Left fielder | LOB | Left on base |
| L | Losses | PH | Pinch hitter | PO | Put outs |
| PB | Passed balls | R | Runs | RBI | Runs batted In |
| PR | Pinch runner | SB | Stolen bases | SH | Sacrifice hits |
| S | Saves | SS | Shortstop | TP | Triple plays |
| SO | Strike outs | * | Substitutions | A | Assists |
| WP | Wild Pitches | | | C | Catcher |
| | | | | DP | Double plays |
| | | | | H | Hits |
| | | | | IBB | Intentional bases on balls |
| | | | | IP | Innings pitched |
| | | | | P | Pitcher |
| | | | | Pos | Fielding position |
| | | | | RF | Right fielder |
| | | | | SF | Sacrifice flies |
| | | | | W | Wins |



GAME SUMMARY (BOX SCORE)

比赛统计表 (比分表) / RÉSUMÉ DU MATCH (TABLEAU DÉTAILLÉ)

Cuba (CUB) 17 - China (CHN) 1

| Team | 1 | 2 | 3 | 4 | 5 | 6 | 7 | 8 | 9 | R | H | E | LOB |
|------|---|---|---|---|---|---|---|---|---|----|----|---|-----|
| CHN | 0 | 0 | 0 | 0 | 0 | 0 | 1 | | | 1 | 2 | 1 | 3 |
| CUB | 0 | 9 | 1 | 4 | 1 | 2 | x | | | 17 | 20 | 0 | 8 |

| CHN-China | Pos | AB | R | H | RBI | BB | SO | PO | A | E |
|----------------|-----|-----------|----------|----------|----------|----------|----------|-----------|----------|----------|
| SUN L | CF | 3 | - | - | - | - | - | 1 | - | - |
| *WANG C | CF | - | - | - | - | - | - | - | - | - |
| HOU F | DH | 2 | - | - | - | 1 | - | - | - | - |
| FENG F | RF | 3 | - | - | - | - | 1 | 2 | - | - |
| ZHANG Y | SS | 2 | - | - | - | 1 | - | 4 | 2 | 1 |
| YANG Y | C | 2 | - | - | - | - | - | 2 | - | - |
| *JIA D | PH | 1 | 1 | 1 | - | - | - | - | - | - |
| LI L | 2B | 3 | - | 1 | 1 | - | 1 | 1 | 4 | - |
| SUN W | 3B | 3 | - | - | - | - | - | - | 1 | - |
| ZHANG H | LF | 2 | - | - | - | - | - | 2 | - | - |
| JIA Y | 1B | 2 | - | - | - | - | 1 | 6 | - | - |
| BU T | P | - | - | - | - | - | - | - | 1 | - |
| *XU Z | P | - | - | - | - | - | - | - | - | - |
| *LI W | P | - | - | - | - | - | - | - | - | - |
| *CHEN J | P | - | - | - | - | - | - | - | 1 | - |
| Totals: | | 23 | 1 | 2 | 1 | 2 | 3 | 18 | 9 | 1 |

| CUB-Cuba | Pos | AB | R | H | RBI | BB | SO | PO | A | E |
|----------------|-----|-----------|-----------|-----------|-----------|----------|----------|-----------|-----------|----------|
| DUVERGEL G | CF | 5 | 2 | 2 | 4 | - | - | 1 | - | - |
| OLIVERA H | 1B | 5 | 2 | 2 | 1 | - | - | 9 | 2 | - |
| ENRIQUEZ M | 3B | 4 | 2 | 4 | 3 | 1 | - | 1 | 4 | - |
| CEPEDA F | LF | 4 | 2 | 1 | - | 1 | - | - | - | - |
| BELL A | RF | 3 | 2 | 3 | 2 | - | - | 1 | - | - |
| *DESPAIGNE A | RF | 2 | - | 1 | 2 | - | 1 | 2 | - | - |
| GOURRIEL Y | 2B | 4 | 2 | 1 | 1 | 1 | - | - | 3 | - |
| SANCHEZ E | DH | 3 | 2 | 2 | 1 | 1 | - | - | - | - |
| *MERINO R | DH | 1 | - | - | - | - | - | - | - | - |
| PESTANO A | C | 4 | 1 | 1 | 2 | - | - | 4 | - | - |
| PARET E | SS | 3 | 2 | 2 | - | - | 1 | - | 1 | - |
| *NAVAS L | SS | 1 | - | 1 | 1 | - | - | 1 | 1 | - |
| SANCHEZ E | P | - | - | - | - | - | - | - | - | - |
| *MARTINEZ J | P | - | - | - | - | - | - | - | - | - |
| *PALMA A | P | - | - | - | - | - | - | - | - | - |
| *LA HERA M | P | - | - | - | - | - | - | 2 | - | - |
| Totals: | | 39 | 17 | 20 | 17 | 4 | 2 | 21 | 11 | 0 |

Bottom 2nd XU Z entered as Pitcher
Bottom 4th LI W entered as Pitcher
Bottom 6th WANG C entered as Center Fielder
Bottom 6th CHEN J entered as Pitcher
Top 7th JIA D hit for (2) YANG Y

Top 3rd MARTINEZ J entered as Pitcher
Bottom 4th DESPAIGNE A hit for (88) BELL A
Top 5th PALMA A entered as Pitcher
Top 5th NAVAS L entered as Shortstop
Top 6th LA HERA M entered as Pitcher
Bottom 6th MERINO R hit for (5) SANCHEZ E

2B - CHN 0; CUB 4 - DESPAIGNE Alfredo, SANCHEZ Eriel, OLIVERA Hector, ENRIQUEZ Michel
3B - CHN 1 - JIA Delong; CUB 2 - BELL Alexei, CEPEDA Frederich
HR - CHN 0; CUB 3 - DUVERGEL G in 2nd, (4 RBI);PESTANO A in 4th, (2 RBI);ENRIQUEZ M in 2nd, (2 RBI)



GAME SUMMARY (BOX SCORE)

比赛统计表 (比分表) / RÉSUMÉ DU MATCH (TABLEAU DÉTAILLÉ)

| CHN-China | W/L/S | IP | H | R | ER | BB | SO | HR | WP | BK |
|----------------|----------|------------|-----------|-----------|-----------|----------|----------|----------|----------|----------|
| BU T | L(0,2,0) | 1.1 | 8 | 8 | 7 | - | - | 2 | - | - |
| XU Z | | 2.0 | 9 | 6 | 6 | 2 | 1 | 1 | - | - |
| LI W | | 2.0 | 2 | 2 | 2 | 1 | 1 | - | - | - |
| CHEN J | | 0.2 | 1 | 1 | 1 | 1 | - | - | - | - |
| Totals: | | 6.0 | 20 | 17 | 16 | 4 | 2 | 3 | 0 | 0 |

| CUB-Cuba | W/L/S | IP | H | R | ER | BB | SO | HR | WP | BK |
|----------------|----------|------------|----------|----------|----------|----------|----------|----------|----------|----------|
| SANCHEZ E | | 2.0 | - | - | - | - | 1 | - | - | - |
| MARTINEZ J | W(2,0,0) | 2.0 | - | - | - | - | 1 | - | - | - |
| PALMA A | | 1.0 | 1 | - | - | 1 | - | - | - | - |
| LA HERA M | | 2.0 | 1 | 1 | 1 | 1 | 1 | - | - | - |
| Totals: | | 7.0 | 2 | 1 | 1 | 2 | 3 | 0 | 0 | 0 |

UMPIRES (HP) CHIRICI Fabrizio (ITA) (1B) LIAO Wen-Ching (TPE)
(2B) ESTIVISON ANDERSON Edgar (PAN) (3B) KUWABARA Kazuhiko (JPN)
(RU) HODGSON Brian James (CAN)

TECHNICAL COMMISSIONERS ASO Koji (JPN) BUENROSTRO Ezequiel (MEX)

SCOREKEEPERS GUO Yao (CHN) HOGETOORN Rosalinda (NED) SUN Zhimin (CHN)

LENGTH OF GAME: 2h 19min

ATTENDANCE: 1,390

CONDITIONS: Sunny with wind from the North-North-East

TEMPERATURE: 25C/77F

HUMIDITY: 70%

| Legend: | | | | | |
|------------|---|-----------|------------------------|------------|----------------------------|
| 1B | First baseman | 2B | Doubles/Second baseman | 3B | Triples/Third baseman |
| AB | At Bats | BB | Bases on balls | BK | Balk |
| CF | Center fielder | CS | Caught stealing | DH | Designated hitter |
| E | Errors | ER | Earned runs | GDP | Grounded into double play |
| HBP | Hit by pitch | HP | Home plate | HR | Home runs |
| I/O | Reached base on interference or obstruction | LF | Left fielder | LOB | Left on base |
| L | Losses | PH | Pinch hitter | PO | Put outs |
| PB | Passed balls | R | Runs | RBI | Runs batted In |
| PR | Pinch runner | SB | Stolen bases | SH | Sacrifice hits |
| S | Saves | SS | Shortstop | TP | Triple plays |
| SO | Strike outs | * | Substitutions | A | Assists |
| WP | Wild Pitches | | | C | Catcher |
| | | | | DP | Double plays |
| | | | | H | Hits |
| | | | | IBB | Intentional bases on balls |
| | | | | IP | Innings pitched |
| | | | | P | Pitcher |
| | | | | Pos | Fielding position |
| | | | | RF | Right fielder |
| | | | | SF | Sacrifice flies |
| | | | | W | Wins |



GAME SUMMARY (BOX SCORE)

比赛统计表 (比分表) / RÉSUMÉ DU MATCH (TABLEAU DÉTAILLÉ)

Netherlands (NED) 0 - Korea (KOR) 10

| Team | 1 | 2 | 3 | 4 | 5 | 6 | 7 | 8 | 9 | R | H | E | LOB |
|------|---|---|---|---|---|---|---|---|---|----|----|---|-----|
| KOR | 2 | 0 | 0 | 0 | 4 | 2 | 0 | 2 | | 10 | 16 | 1 | 6 |
| NED | 0 | 0 | 0 | 0 | 0 | 0 | 0 | 0 | | 0 | 4 | 1 | 5 |

| KOR-Korea | Pos | AB | R | H | RBI | BB | SO | PO | A | E |
|----------------|-----|----|----|----|-----|----|----|----|---|---|
| LEE J | CF | 5 | 1 | 3 | - | - | - | 3 | - | - |
| LEE Y | RF | 4 | 2 | 4 | 1 | - | - | 4 | - | - |
| KIM H | LF | 5 | - | 2 | 3 | - | 1 | - | - | - |
| LEE D | DH | 5 | 1 | 2 | 3 | - | - | - | - | - |
| JEONG K | 3B | 4 | 1 | 1 | - | - | 1 | - | 1 | 1 |
| KO Y | 2B | 4 | 1 | - | - | - | 3 | 4 | 1 | - |
| LEE T | 1B | 3 | 2 | 2 | 2 | - | - | 4 | - | - |
| *LEE J | 1B | - | - | - | - | - | - | 1 | - | - |
| KANG M | C | 4 | 1 | 2 | 1 | - | 2 | 8 | - | - |
| KIM M | SS | 1 | 1 | - | - | 1 | - | - | 1 | - |
| *PARK J | SS | 2 | - | - | - | - | - | - | 1 | - |
| JANG W | P | - | - | - | - | - | - | - | 1 | - |
| Totals: | | 37 | 10 | 16 | 10 | 1 | 7 | 24 | 5 | 1 |

| NED-Netherlands | Pos | AB | R | H | RBI | BB | SO | PO | A | E |
|-----------------|-----|----|---|---|-----|----|----|----|---|---|
| KINGSALE E | CF | 4 | - | 1 | - | - | - | 2 | - | - |
| LEGITO R | 3B | 4 | - | 1 | - | - | - | 1 | - | 1 |
| ADRIANA S | DH | 3 | - | - | - | - | - | - | - | - |
| ENGELHARDT B | LF | 3 | - | 1 | - | - | 2 | 3 | - | - |
| de CASTER Y | RF | 2 | - | - | - | - | 2 | 2 | 1 | - |
| *MEEUWIS M | RF | 1 | - | 1 | - | - | - | 3 | - | - |
| ISENIA P | 1B | 3 | - | - | - | - | - | 3 | 1 | - |
| SMEETS T | C | 3 | - | - | - | - | 1 | 7 | - | - |
| KOOLEN R | 2B | 3 | - | - | - | - | 1 | - | 1 | - |
| DUURSMA M | SS | 3 | - | - | - | - | 1 | 3 | 2 | - |
| SMIT A | P | - | - | - | - | - | - | - | 1 | - |
| *CORDEMANS R | P | - | - | - | - | - | - | - | - | - |
| *van KAMPEN M | P | - | - | - | - | - | - | - | - | - |
| Totals: | | 29 | 0 | 4 | 0 | 0 | 7 | 24 | 6 | 1 |

Bottom 5th PARK J entered as Shortstop
Bottom 8th LEE J entered as First Baseman

Top 6th CORDEMANS R entered as Pitcher
Top 6th MEEUWIS M entered as Right Fielder
Top 8th van KAMPEN M entered as Pitcher

HR - KOR 2 - LEE D in 1st, (2 RBI); LEE T in 5th, (1 RBI); NED 0
CS - KOR 1 - LEE Yongkyu; NED 0
SF - KOR 2 - LEE Yongkyu, LEE Taekkeun; NED 0

| KOR-Korea | W/L/S | IP | H | R | ER | BB | SO | HR | WP | BK |
|----------------|----------|-----|---|---|----|----|----|----|----|----|
| JANG W | W(1,0,0) | 8.0 | 4 | - | - | - | 7 | - | - | - |
| Totals: | | 8.0 | 4 | 0 | 0 | 0 | 7 | 0 | 0 | 0 |

| NED-Netherlands | W/L/S | IP | H | R | ER | BB | SO | HR | WP | BK |
|-----------------|----------|-----|----|----|----|----|----|----|----|----|
| SMIT A | L(0,2,0) | 5.0 | 8 | 6 | 6 | 1 | 6 | 2 | - | - |
| CORDEMANS R | | 2.0 | 6 | 4 | 2 | - | 1 | - | - | - |
| van KAMPEN M | | 1.0 | 2 | - | - | - | - | - | - | - |
| Totals: | | 8.0 | 16 | 10 | 8 | 1 | 7 | 2 | 0 | 0 |



WUKESONG BASEBALL MAIN FIELD
 五棵松棒球主场地
 TERRAIN PRINCIPAL DE BASEBALL DE WUKESONG

WED 星期三 MER
 20 AUG 2008
 11:30

BASEBALL
 棒球 / BASEBALL

MEN
 男子项目 / HOMMES

PRELIMINARIES - GAME 26
 预赛 - 第26场 / ÉLIMINATOIRES - MATCH 26



GAME SUMMARY (BOX SCORE)

比赛统计表 (比分表) / RÉSUMÉ DU MATCH (TABLEAU DÉTAILLÉ)

UMPIRES (HP) MACKAY Malcolm (AUS) (1B) YANG Jianxiang (CHN)
 (2B) BURLESON Joseph (USA) (3B) RAMIREZ ROSAS Luis Alberto (MEX)
 (RU) HODGSON Brian James (CAN)

TECHNICAL COMMISSIONERS ARRIETA Humberto (CUB) LIN Hua-Wei (TPE)
SCOREKEEPERS CHEN Xiaomin (CHN) del PINO MUNOZ Carlos (CUB) WU Yuansheng (CHN)

LENGTH OF GAME: 2h 04min **ATTENDANCE:** 7,681

CONDITIONS: Partly cloudy with wind from the North-West **TEMPERATURE:** 29C/84F **HUMIDITY:** 55%

| Legend: | | | | | |
|------------|---|-----------|------------------------|------------|----------------------------|
| 1B | First baseman | 2B | Doubles/Second baseman | 3B | Triples/Third baseman |
| AB | At Bats | BB | Bases on balls | BK | Balk |
| CF | Center fielder | CS | Caught stealing | DH | Designated hitter |
| E | Errors | ER | Earned runs | GDP | Grounded into double play |
| HBP | Hit by pitch | HP | Home plate | HR | Home runs |
| I/O | Reached base on interference or obstruction | LF | Left fielder | LOB | Left on base |
| L | Losses | PH | Pinch hitter | PO | Put outs |
| PB | Passed balls | R | Runs | RBI | Runs batted In |
| PR | Pinch runner | SB | Stolen bases | SH | Sacrifice hits |
| S | Saves | SS | Shortstop | TP | Triple plays |
| SO | Strike outs | * | Substitutions | A | Assists |
| WP | Wild Pitches | | | C | Catcher |
| | | | | DP | Double plays |
| | | | | H | Hits |
| | | | | IBB | Intentional bases on balls |
| | | | | IP | Innings pitched |
| | | | | P | Pitcher |
| | | | | Pos | Fielding position |
| | | | | RF | Right fielder |
| | | | | SF | Sacrifice flies |
| | | | | W | Wins |



GAME SUMMARY (BOX SCORE)

CORRECTED

比赛统计表 (比分表) / RÉSUMÉ DU MATCH (TABLEAU DÉTAILLÉ)

Canada (CAN) 5 - Chinese Taipei (TPE) 6

| Team | 1 | 2 | 3 | 4 | 5 | 6 | 7 | 8 | 9 | 10 | 11 | 12 | R | H | E | LOB |
|------|---|---|---|---|---|---|---|---|---|----|----|----|---|----|---|-----|
| TPE | 1 | 4 | 0 | 0 | 0 | 0 | 0 | 0 | 0 | 0 | 0 | 1 | 6 | 10 | 2 | 12 |
| CAN | 2 | 1 | 0 | 1 | 0 | 0 | 1 | 0 | 0 | 0 | 0 | 0 | 5 | 10 | 3 | 10 |

| TPE-Chinese Taipei | Pos | AB | R | H | RBI | BB | SO | PO | A | E |
|--------------------|-----|----|---|----|-----|----|----|----|----|---|
| CHANG CM | RF | 4 | 1 | 1 | - | 1 | 1 | 3 | - | - |
| PAN WH | DH | 5 | - | - | - | - | 2 | - | - | - |
| *KUO YW | DH | - | - | - | - | - | - | - | - | - |
| LO KH | LF | 4 | - | 2 | 1 | 1 | - | 3 | - | - |
| * TSAO CH | PH | - | - | - | - | - | - | - | - | - |
| PENG CM | 1B | 6 | 1 | - | - | - | 2 | 10 | 1 | - |
| LIN CS | SS | 6 | 1 | 1 | 1 | - | 3 | 2 | 4 | - |
| CHIANG CH | 2B | 6 | 1 | 2 | 1 | - | 1 | - | 2 | 1 |
| SHIH CW | 3B | 4 | - | - | - | 1 | - | 3 | 2 | - |
| YEH CC | C | 4 | 1 | 1 | 1 | - | 1 | 10 | - | - |
| LIN CH | CF | 5 | 1 | 3 | 2 | - | 1 | 3 | - | - |
| CHEN WY | P | - | - | - | - | - | - | 2 | 2 | 1 |
| *PAN WL | P | - | - | - | - | - | - | - | - | - |
| *NI FT | P | - | - | - | - | - | - | - | 2 | - |
| *CHANG CC | P | - | - | - | - | - | - | - | - | - |
| Totals: | | 44 | 6 | 10 | 6 | 3 | 11 | 36 | 13 | 2 |

| CAN-Canada | Pos | AB | R | H | RBI | BB | SO | PO | A | E |
|----------------|-----|----|---|----|-----|----|----|----|----|---|
| CLAPP S | 2B | 4 | 2 | 2 | 1 | - | - | 4 | 5 | - |
| LAWRIE B | DH | 3 | - | - | - | - | - | - | - | - |
| *RADMANOVICH R | DH | 2 | - | - | - | - | 1 | - | - | - |
| SAUNDERS M | RF | 6 | 1 | 2 | - | - | - | 4 | - | - |
| WEGLARZ N | LF | 5 | - | 3 | 1 | 1 | - | 3 | - | - |
| VANOSTRAND J | 1B | 2 | - | - | - | - | - | 1 | - | - |
| *ROGELSTAD M | 3B | 3 | - | - | - | - | 3 | 1 | 1 | - |
| THORMAN S | 3B | 5 | - | 1 | 1 | - | - | 1 | - | - |
| | 1B | - | - | - | - | - | - | 10 | - | - |
| CORRENTE D | C | 2 | - | - | - | - | 1 | 7 | - | - |
| *FROSTAD E | C | 3 | - | - | - | - | 2 | 3 | 2 | - |
| STERN A | CF | 5 | 2 | 2 | - | - | 1 | 1 | - | - |
| GARCIA E | SS | 3 | - | - | 1 | - | 1 | 1 | 5 | 2 |
| *ROBINSON C | PH | 1 | - | - | - | - | 1 | - | - | - |
| JOHNSON M | P | - | - | - | - | - | - | - | 1 | - |
| *SWINDLE R | P | - | - | - | - | - | - | - | - | - |
| *BURTON T | P | - | - | - | - | - | - | - | - | - |
| *DAVIDSON D | P | - | - | - | - | - | - | - | 1 | - |
| *GREEN S | P | - | - | - | - | - | - | - | 1 | 1 |
| *REITSMA C | P | - | - | - | - | - | - | - | - | - |
| Totals: | | 44 | 5 | 10 | 4 | 1 | 10 | 36 | 16 | 3 |

Bottom 4th PAN WL entered as Pitcher
Bottom 7th NI FT entered as Pitcher
Top 11th KUO YW hit for (55) PAN WH
Bottom 12th CHANG CC entered as Pitcher

Top 4th SWINDLE R entered as Pitcher
Bottom 5th ROGELSTAD M hit for (29) VANOSTRAND J
Top 6th BURTON T entered as Pitcher
Top 6th DAVIDSON D entered as Pitcher
Bottom 6th FROSTAD E hit for (28) CORRENTE D
Top 7th GREEN S entered as Pitcher
Bottom 7th RADMANOVICH R hit for (14) LAWRIE B
Top 11th REITSMA C entered as Pitcher
Bottom 12th ROBINSON C hit for (15) GARCIA E



GAME SUMMARY (BOX SCORE)

CORRECTED

比赛统计表 (比分表) / RÉSUMÉ DU MATCH (TABLEAU DÉTAILLÉ)

- 2B** - TPE 2 - LO Kuo-Hui, CHIANG Chih-Hsien; CAN 3 - CLAPP Stubby, WEGLARZ Nick (2)
- 3B** - TPE 0; CAN 1 - STERN Adam
- HR** - TPE 2 - LIN CH in 2nd, (2 RBI); LIN CS in 2nd, (1 RBI); CAN 1 - CLAPP S in 7th, (1 RBI)
- SB** - TPE 3 - CHANG Chien-Ming, LIN Che-Hsuan, CHIANG Chih-Hsien; CAN 0
- CS** - TPE 1 - LO Kuo-Hui; CAN 0
- SH** - TPE 2 - KUO Yen-Wen, YEH Chun-Chang; CAN 2 - CLAPP Stubby, GARCIA Emmanuel
- SF** - TPE 1 - LO Kuo-Hui; CAN 0
- DP** - TPE 1 - SHIH Chih-Wei, CHEN Wei-Yin; CAN 0
- PB** - TPE 0; CAN 1 - CORRENTE David

| TPE-Chinese Taipei | W/L/S | IP | H | R | ER | BB | SO | HR | WP | BK |
|--------------------|----------|------|----|---|----|----|----|----|----|----|
| CHEN WY | | 3.1 | 7 | 4 | 3 | - | 1 | - | - | - |
| PAN WL | | 3.1 | 2 | 1 | 1 | - | 2 | 1 | - | - |
| NI FT | W(1,2,0) | 5.0 | 1 | - | - | 1 | 6 | - | - | - |
| CHANG CC | S(0,0,1) | 0.1 | - | - | - | - | 1 | - | - | - |
| Totals: | | 12.0 | 10 | 5 | 4 | 1 | 10 | 1 | 0 | 0 |

| CAN-Canada | W/L/S | IP | H | R | ER | BB | SO | HR | WP | BK |
|----------------|----------|------|----|---|----|----|----|----|----|----|
| JOHNSON M | | 3.1 | 6 | 5 | 4 | 2 | 3 | 2 | - | - |
| SWINDLE R | | 1.2 | 1 | - | - | - | 4 | - | - | - |
| BURTON T | | 0.2 | 1 | - | - | - | - | - | - | - |
| DAVIDSON D | | 0.1 | - | - | - | - | - | - | - | - |
| GREEN S | | 4.0 | 1 | - | - | - | 2 | - | - | 1 |
| REITSMA C | L(0,2,0) | 2.0 | 1 | 1 | - | 1 | 2 | - | - | - |
| Totals: | | 12.0 | 10 | 6 | 4 | 3 | 11 | 2 | 0 | 1 |

IBB - TPE 1 - WEGLARZ N by NI FT; CAN 1 - LO KH by REITSMA C

UMPIRES (HP) HYHAM Paul (AUS) (1B) COSTELLO Perry (USA)
(2B) CUEVAS RODRIGUEZ Juan J. (CUB) (3B) van den BERK Edwin (NED)
(RU) REY COTTO Carlos (PUR)

TECHNICAL COMMISSIONERS ROBERTSON Geoffrey (AUS) SANTIAGO George (PUR)

SCOREKEEPERS DEMPSEY Moira Evelyn (RSA) LI Yulu (CHN) ZONG Fei (CHN)

LENGTH OF GAME: 3h 47min

ATTENDANCE: 1,530

CONDITIONS: Cloudy with wind from the South

TEMPERATURE: 30C/86F

HUMIDITY: 55%

| Legend: | | | | | |
|--|----------------------------------|--------------------------------------|---------------------------------------|--|--|
| 1B First baseman | 2B Doubles/Second baseman | 3B Triples/Third baseman | A Assists | | |
| AB At Bats | BB Bases on balls | BK Balk | C Catcher | | |
| CF Center fielder | CS Caught stealing | DH Designated hitter | DP Double plays | | |
| E Errors | ER Earned runs | GDP Grounded into double play | H Hits | | |
| HBP Hit by pitch | HP Home plate | HR Home runs | IBB Intentional bases on balls | | |
| I/O Reached base on interference or obstruction | LF Left fielder | LOB Left on base | IP Innings pitched | | |
| L Losses | PH Pinch hitter | PO Put outs | P Pitcher | | |
| PB Passed balls | R Runs | RBI Runs batted In | Pos Fielding position | | |
| PR Pinch runner | SB Stolen bases | SH Sacrifice hits | RF Right fielder | | |
| S Saves | SS Shortstop | TP Triple plays | SF Sacrifice flies | | |
| SO Strike outs | * Substitutions | | W Wins | | |
| WP Wild Pitches | | | | | |



GAME SUMMARY (BOX SCORE)

比赛统计表 (比分表) / RÉSUMÉ DU MATCH (TABLEAU DÉTAILLÉ)

Japan (JPN) 2 - United States (USA) 4

| Team | 1 | 2 | 3 | 4 | 5 | 6 | 7 | 8 | 9 | 10 | 11 | R | H | E | LOB |
|------|---|---|---|---|---|---|---|---|---|----|----|---|---|---|-----|
| USA | 0 | 0 | 0 | 0 | 0 | 0 | 0 | 0 | 0 | 0 | 4 | 4 | 5 | 0 | 5 |
| JPN | 0 | 0 | 0 | 0 | 0 | 0 | 0 | 0 | 0 | 0 | 2 | 2 | 5 | 0 | 8 |

| USA-United States | Pos | AB | R | H | RBI | BB | SO | PO | A | E |
|-------------------|-----|----|---|---|-----|----|----|----|----|---|
| BARDEN B | 2B | 4 | 1 | 1 | 1 | 1 | - | 2 | 4 | - |
| SCHIERHOLTZ N | RF | 5 | 1 | 1 | 1 | - | 3 | 1 | - | - |
| BROWN M | DH | 4 | - | 1 | 1 | 1 | 2 | - | - | - |
| TIFFEE T | 1B | 5 | - | - | - | - | 1 | 15 | 1 | - |
| GALL J | LF | 5 | - | - | 1 | - | 1 | 2 | - | - |
| HESSMAN M | 3B | 5 | - | - | - | - | 3 | - | 1 | - |
| TEAGARDEN T | C | 4 | - | - | - | - | 2 | 8 | - | - |
| DONALD J | SS | 3 | 1 | - | - | - | - | 1 | 5 | - |
| FOWLER D | CF | 3 | 1 | 2 | - | - | - | 3 | - | - |
| CAHILL T | P | - | - | - | - | - | - | - | 1 | - |
| *CUMMINGS J | P | - | - | - | - | - | - | - | 1 | - |
| *DUENSING B | P | - | - | - | - | - | - | - | - | - |
| *NEAL B | P | - | - | - | - | - | - | - | 1 | - |
| *STEVENS J | P | - | - | - | - | - | - | - | - | - |
| *WEATHERS C | P | - | - | - | - | - | - | - | - | - |
| Totals: | | 38 | 4 | 5 | 4 | 2 | 12 | 33 | 13 | 0 |

| JPN-Japan | Pos | AB | R | H | RBI | BB | SO | PO | A | E |
|----------------|-----|----|---|---|-----|----|----|----|----|---|
| NISHIOKA T | DH | 2 | 1 | - | - | 1 | - | - | - | - |
| ARAKI M | 2B | 4 | 1 | - | - | - | 1 | 2 | 3 | - |
| AOKI N | CF | 5 | - | - | - | - | 1 | 2 | - | - |
| ARAI T | 1B | 5 | - | 1 | - | - | 1 | 13 | - | - |
| INABA A | RF | 5 | - | 1 | 1 | - | 1 | 1 | - | - |
| NAKAJIMA H | SS | 5 | - | 2 | 1 | - | - | - | 2 | - |
| | 3B | - | - | - | - | - | - | - | 1 | - |
| MURATA S | 3B | 2 | - | - | - | - | - | - | - | - |
| *KAWASAKI M | SS | 2 | - | 1 | - | 1 | - | - | 3 | - |
| SATOZAKI T | C | 4 | - | - | - | - | 2 | 12 | 1 | - |
| *ABE S | PH | 1 | - | - | - | - | - | - | - | - |
| SATO T | LF | 2 | - | - | - | 1 | 2 | 3 | - | - |
| DARVISH Y | P | - | - | - | - | - | - | - | 1 | - |
| *TANAKA M | P | - | - | - | - | - | - | - | 1 | - |
| *KAWAKAMI K | P | - | - | - | - | - | - | - | - | - |
| *IWASE H | P | - | - | - | - | - | - | - | - | - |
| Totals: | | 37 | 2 | 5 | 2 | 3 | 8 | 33 | 12 | 0 |

Bottom 4th CUMMINGS J entered as Pitcher
 Bottom 6th DUENSING B entered as Pitcher
 Bottom 7th NEAL B entered as Pitcher
 Bottom 9th STEVENS J entered as Pitcher
 Bottom 11th WEATHERS C entered as Pitcher

Top 3rd TANAKA M entered as Pitcher
 Top 8th KAWAKAMI K entered as Pitcher
 Top 10th IWASE H entered as Pitcher
 Bottom 11th ABE S hit for (22) SATOZAKI T

2B - USA 0; JPN 1 - NAKAJIMA Hiroyuki
SB - USA 1 - BARDEN Brian; JPN 0



GAME SUMMARY (BOX SCORE)

比赛统计表 (比分表) / RÉSUMÉ DU MATCH (TABLEAU DÉTAILLÉ)

| USA-United States | W/L/S | IP | H | R | ER | BB | SO | HR | WP | BK |
|-------------------|----------|-------------|----------|----------|----------|----------|----------|----------|----------|----------|
| CAHILL T | | 3.0 | - | - | - | 1 | 2 | - | - | - |
| CUMMINGS J | | 2.0 | 1 | - | - | - | 1 | - | - | - |
| DUENSING B | | 1.0 | - | - | - | 1 | - | - | - | - |
| NEAL B | | 2.0 | 1 | - | - | - | 2 | - | - | - |
| STEVENS J | W(1,2,0) | 2.0 | 1 | - | - | - | 2 | - | - | - |
| WEATHERS C | S(0,0,1) | 1.0 | 2 | 2 | - | 1 | 1 | - | 1 | - |
| Totals: | | 11.0 | 5 | 2 | 0 | 3 | 8 | 0 | 1 | 0 |

| JPN-Japan | W/L/S | IP | H | R | ER | BB | SO | HR | WP | BK |
|----------------|----------|-------------|----------|----------|----------|----------|-----------|----------|----------|----------|
| DARVISH Y | | 2.0 | - | - | - | - | 3 | - | - | - |
| TANAKA M | | 5.0 | 2 | - | - | - | 3 | - | - | - |
| KAWAKAMI K | | 2.0 | - | - | - | 2 | 3 | - | - | - |
| IWASE H | L(0,2,0) | 2.0 | 3 | 4 | 3 | - | 3 | - | - | - |
| Totals: | | 11.0 | 5 | 4 | 2 | 2 | 12 | 0 | 0 | 0 |

HBP - USA 1 - NISHIOKA T by DUENSING B; JPN 0

UMPIRES

(HP) TOLEDO RODRIGUEZ Daniel E. (MEX)
(1B) DIAZ BLANCO Nelson (CUB)
(2B) SHEWCHUK Ron (CAN)
(3B) RODRIGUEZ DIAZ Juan V (PUR)
(RU) REY COTTO Carlos (PUR)

TECHNICAL COMMISSIONERS

ESSELMAN Jan (NED) VALCKE Thomas (CAN)

SCOREKEEPERS

LIU Jingchun (CHN) MOLONEY Jennie (AUS) SUN Xiaojun (CHN)

LENGTH OF GAME: 3h 21min

ATTENDANCE: 8,552

CONDITIONS: Cloudy with wind from the South

TEMPERATURE: 30C/86F

HUMIDITY: 55%

| Legend: | | | | | |
|------------|---|-----------|------------------------|------------|----------------------------|
| 1B | First baseman | 2B | Doubles/Second baseman | 3B | Triples/Third baseman |
| AB | At Bats | BB | Bases on balls | BK | Balk |
| CF | Center fielder | CS | Caught stealing | DH | Designated hitter |
| E | Errors | ER | Earned runs | GDP | Grounded into double play |
| HBP | Hit by pitch | HP | Home plate | HR | Home runs |
| I/O | Reached base on interference or obstruction | LF | Left fielder | LOB | Left on base |
| L | Losses | PH | Pinch hitter | PO | Put outs |
| PB | Passed balls | R | Runs | RBI | Runs batted In |
| PR | Pinch runner | SB | Stolen bases | SH | Sacrifice hits |
| S | Saves | SS | Shortstop | TP | Triple plays |
| SO | Strike outs | * | Substitutions | A | Assists |
| WP | Wild Pitches | | | C | Catcher |
| | | | | DP | Double plays |
| | | | | H | Hits |
| | | | | IBB | Intentional bases on balls |
| | | | | IP | Innings pitched |
| | | | | P | Pitcher |
| | | | | Pos | Fielding position |
| | | | | RF | Right fielder |
| | | | | SF | Sacrifice flies |
| | | | | W | Wins |



TEAM STATISTICS As of 20 AUG 2008
球队技术统计表 / STATISTIQUES D'ÉQUIPE

INCLUDING COMPLETED GAMES 28

BATTING

| Rank | Team | BA | GP | AB | R | H | 2B | 3B | HR | RBI | SLG% | OB% | SO | BB | IBB | SH | SF | HP | I/O | SB | CS | LOB | GDP |
|------|------|------|----|-----|----|----|----|----|----|-----|------|------|----|----|-----|----|----|----|-----|----|----|-----|-----|
| 1 | CUB | .300 | 7 | 240 | 52 | 72 | 19 | 6 | 7 | 49 | .517 | .395 | 46 | 33 | 1 | 3 | 2 | 6 | - | 5 | - | 60 | 5 |
| 2 | KOR | .286 | 7 | 241 | 41 | 69 | 7 | - | 6 | 37 | .390 | .349 | 43 | 22 | 1 | 2 | 3 | 3 | - | 7 | 5 | 47 | 4 |
| 3 | USA | .253 | 7 | 241 | 40 | 61 | 23 | 1 | 7 | 38 | .444 | .339 | 65 | 26 | 1 | 4 | 3 | 7 | - | 3 | 1 | 56 | 3 |
| 4 | JPN | .242 | 7 | 227 | 30 | 55 | 12 | 2 | 5 | 29 | .379 | .316 | 45 | 18 | 1 | 5 | 3 | 8 | - | 7 | - | 52 | 7 |
| 5 | TPE | .223 | 7 | 238 | 29 | 53 | 13 | - | 4 | 28 | .328 | .308 | 50 | 30 | 5 | 9 | 4 | 1 | - | 5 | 2 | 57 | 4 |
| 6 | CAN | .221 | 7 | 240 | 29 | 53 | 8 | 4 | 6 | 27 | .362 | .270 | 59 | 15 | 1 | 5 | 2 | 2 | - | 3 | - | 44 | 4 |
| 7 | CHN | .189 | 7 | 222 | 14 | 42 | 8 | 2 | 1 | 13 | .257 | .243 | 71 | 13 | 1 | 1 | 1 | 3 | - | 4 | 2 | 44 | 3 |
| 8 | NED | .167 | 7 | 203 | 9 | 34 | 6 | - | 5 | 8 | .271 | .214 | 60 | 9 | - | 2 | - | 3 | - | 2 | 1 | 30 | 7 |

FIELDING

| Rank | Team | GP | PO | A | E | DP | FLD% |
|------|------|----|-----|----|----|----|------|
| 1 | JPN | 7 | 186 | 62 | 3 | 5 | .988 |
| 2 | USA | 7 | 197 | 93 | 4 | 4 | .986 |
| 3 | KOR | 7 | 192 | 75 | 5 | 4 | .982 |
| 4 | CUB | 7 | 183 | 72 | 5 | 8 | .981 |
| 5 | TPE | 7 | 200 | 63 | 6 | 5 | .978 |
| 6 | NED | 7 | 174 | 60 | 6 | 4 | .975 |
| 7 | CAN | 7 | 189 | 77 | 10 | 8 | .964 |
| 8 | CHN | 7 | 177 | 75 | 10 | 6 | .962 |

CATCHING

| Team | GP | PB | SB | CS |
|------|----|----|----|----|
| CAN | 7 | 1 | 6 | 2 |
| CHN | 7 | - | 8 | 2 |
| CUB | 7 | - | 2 | 2 |
| JPN | 7 | - | 6 | - |
| KOR | 7 | - | 2 | - |
| NED | 7 | - | 3 | 1 |
| TPE | 7 | - | 7 | 1 |
| USA | 7 | - | 1 | 2 |

PITCHING

| Rank | Team | W | L | S | ERA | GP | CG | Sho | IP | H | R | ER | HR | BB | IBB | SO | HP | SH | SF | WP | BK |
|------|------|---|---|---|------|----|----|-----|------|----|----|----|----|----|-----|----|----|----|----|----|----|
| 1 | JPN | 4 | 3 | 1 | 1.60 | 7 | 1 | 1 | 62.0 | 35 | 14 | 11 | 1 | 15 | - | 74 | 1 | 2 | - | - | - |
| 2 | USA | 5 | 2 | 2 | 2.19 | 7 | - | - | 65.2 | 44 | 22 | 16 | 4 | 16 | - | 59 | 4 | 3 | 1 | 4 | - |
| 3 | CAN | 2 | 5 | - | 2.29 | 7 | - | - | 63.0 | 42 | 20 | 16 | 7 | 21 | 4 | 56 | 1 | 4 | 2 | - | 1 |
| 4 | CUB | 6 | 1 | 3 | 2.66 | 7 | - | - | 61.0 | 49 | 23 | 18 | 6 | 14 | 1 | 47 | 5 | 6 | 3 | 3 | 2 |
| 5 | KOR | 7 | - | 3 | 2.81 | 7 | 2 | 2 | 64.0 | 51 | 22 | 20 | 3 | 17 | - | 60 | 1 | 5 | 1 | 1 | - |
| 6 | TPE | 2 | 5 | 1 | 3.51 | 7 | - | - | 66.2 | 65 | 33 | 26 | 5 | 22 | 2 | 66 | 3 | 5 | - | 1 | - |
| 7 | NED | 1 | 6 | 1 | 6.67 | 7 | - | - | 58.0 | 77 | 50 | 43 | 5 | 24 | 1 | 51 | 5 | - | 8 | 5 | 1 |
| 8 | CHN | 1 | 6 | - | 8.24 | 7 | - | - | 59.0 | 76 | 60 | 54 | 10 | 37 | 3 | 26 | 13 | 6 | 3 | 5 | - |

Legend:

| | | | | |
|--|------------------------|-------------------------------|------------------------------|---------------------------------------|
| 2B Doubles | 3B Triples | A Assists | AB At bats | BA Batting average |
| BB Bases on balls | BK Balks | CG Complete games | CS Caught stealing | DP Double plays |
| E Errors | ER Earned runs | ERA Earned run average | FLD% Fielding average | GDP Grounded into double play |
| GP Games played | H Hits | HP Hit by pitch | HR Home runs | IBB Intentional bases on balls |
| I/O Reached base on interference or obstruction | | IP Innings pitched | L Losses | LOB Left on base |
| OB% On base percentage | PB Passed balls | PO Putouts | R Runs | RBI Runs batted in |
| S Saves | SB Stolen bases | SF Sacrifice flies | SH Sacrifice hits | Sho Shutouts |
| SLG% Slugging percentage | SO Strikeouts | W Wins | WP Wild pitches | |



CUMULATIVE STATISTICS

累积技术统计表 / STATISTIQUES CUMULATIVES

As of 20 AUG 2008

CAN - CANADA

BATTING AND FIELDING

| No | Player | BA | GP | AB | R | H | 2B | 3B | HR | RBI | SLG% | OB% | SO | BB | IBB | SH | SF | HP | SB | CS | Pos | GP | IP | PO | A | E | FLD% | DP | | |
|----|-------------------|------|----|----|---|---|----|----|----|-----|------|------|----|----|-----|----|----|----|----|----|-----|----|------|------|----|----|------|-------|---|---|
| 31 | AVERY James | .000 | 1 | - | - | - | - | - | - | - | - | - | - | - | - | - | - | - | - | - | - | P | 1 | 3.2 | - | - | - | - | - | |
| 35 | BEGG Chris | .000 | 2 | - | - | - | - | - | - | - | - | - | - | - | - | - | - | - | - | - | - | P | 2 | 12.0 | 1 | 3 | - | 1.000 | 1 | |
| 22 | BURTON Tim | .000 | 5 | - | - | - | - | - | - | - | - | - | - | - | - | - | - | - | - | - | - | P | 5 | 3.2 | - | - | - | - | - | |
| 11 | CLAPP Stubby | .286 | 7 | 28 | 5 | 8 | 1 | - | 1 | 2 | .429 | .323 | 4 | 2 | - | 1 | 1 | - | - | - | - | 2B | 7 | 63.0 | 15 | 29 | 1 | .978 | 6 | |
| 37 | CORMIER Rheel | .000 | 3 | - | - | - | - | - | - | - | - | - | - | - | - | - | - | - | - | - | - | P | 3 | 2.1 | - | - | - | - | - | |
| 28 | CORRENTE David | .000 | 6 | 4 | - | - | - | - | - | - | - | - | 3 | - | - | - | - | - | - | - | - | C | 6 | 13.0 | 21 | - | - | 1.000 | - | |
| 23 | DAVIDSON David | .000 | 3 | - | - | - | - | - | - | - | - | - | - | - | - | - | - | - | - | - | - | P | 3 | 5.1 | 1 | 3 | - | 1.000 | - | |
| 17 | FROSTAD Emerson | .200 | 6 | 15 | 1 | 3 | 1 | 1 | - | 2 | .400 | .200 | 7 | - | - | - | - | - | - | - | - | PH | 2 | - | - | - | - | - | - | |
| | | | | | | | | | | | | | | | | | | | | | | 1B | 2 | 2.0 | - | - | - | - | - | - |
| | | | | | | | | | | | | | | | | | | | | | | DH | 2 | - | - | - | - | - | - | - |
| | | | | | | | | | | | | | | | | | | | | | | C | 2 | 12.0 | 5 | 2 | - | 1.000 | - | |
| 15 | GARCIA Emmanuel | .190 | 7 | 21 | 4 | 4 | - | 1 | - | 2 | .286 | .292 | 5 | 3 | - | 2 | - | - | 1 | - | SS | 7 | 62.0 | 8 | 20 | 4 | .875 | 7 | | |
| 38 | GREEN Steve | .000 | 3 | - | - | - | - | - | - | - | - | - | - | - | - | - | - | - | - | - | - | P | 3 | 6.0 | - | 1 | 3 | .250 | - | |
| 25 | JOHNSON Mike | .000 | 2 | - | - | - | - | - | - | - | - | - | - | - | - | - | - | - | - | - | - | P | 2 | 9.1 | - | 2 | - | 1.000 | - | |
| 14 | LAWRIE Brett | .000 | 6 | 10 | - | - | - | - | - | 2 | - | - | 2 | - | - | - | 1 | - | - | - | - | LF | 3 | 8.0 | 1 | - | - | 1.000 | - | |
| | | | | | | | | | | | | | | | | | | | | | | DH | 2 | - | - | - | - | - | - | |
| | | | | | | | | | | | | | | | | | | | | | | PR | 1 | - | - | - | - | - | - | |
| 27 | LOCKWOOD Jonathan | .000 | 2 | - | - | - | - | - | - | - | - | - | - | - | - | - | - | - | - | - | - | P | 2 | 4.0 | - | - | - | - | - | |
| 32 | McNIVEN Brooks | .000 | 2 | - | - | - | - | - | - | - | - | - | - | - | - | - | - | - | - | - | - | P | 2 | 8.0 | 1 | - | - | 1.000 | - | |
| 19 | RADMANOVICH Ryan | .111 | 6 | 9 | - | 1 | - | - | - | - | .111 | .111 | 4 | - | - | - | - | - | - | - | - | CF | 2 | 2.0 | - | - | - | - | | |
| | | | | | | | | | | | | | | | | | | | | | | DH | 2 | - | - | - | - | - | | |
| | | | | | | | | | | | | | | | | | | | | | | PH | 1 | - | - | - | - | - | | |
| | | | | | | | | | | | | | | | | | | | | | | RF | 1 | 7.0 | 1 | - | - | 1.000 | - | |
| | | | | | | | | | | | | | | | | | | | | | | LF | 1 | 2.0 | - | - | - | - | | |
| 34 | REITSMA Chris | .000 | 3 | - | - | - | - | - | - | - | - | - | - | - | - | - | - | - | - | - | - | P | 3 | 4.1 | - | 1 | - | 1.000 | - | |
| 30 | ROBINSON Chris | .313 | 6 | 16 | 1 | 5 | - | - | - | - | .313 | .353 | 4 | 1 | - | - | - | - | - | - | - | C | 5 | 38.0 | 29 | 4 | - | 1.000 | - | |
| | | | | | | | | | | | | | | | | | | | | | | PH | 1 | - | - | - | - | - | | |
| 4 | ROGELSTAD Matt | .080 | 7 | 25 | 1 | 2 | 1 | - | - | 1 | .120 | .115 | 8 | 1 | - | - | - | - | - | - | - | 3B | 7 | 57.0 | 3 | 8 | 1 | .917 | 1 | |
| | | | | | | | | | | | | | | | | | | | | | | SS | 1 | 1.0 | - | - | - | - | | |
| 20 | SAUNDERS Michael | .286 | 7 | 28 | 5 | 8 | 2 | - | 2 | 4 | .571 | .333 | 4 | 2 | - | 1 | - | - | - | - | - | RF | 7 | 56.0 | 13 | - | - | 1.000 | - | |
| | | | | | | | | | | | | | | | | | | | | | | CF | 1 | 7.0 | 2 | - | - | 1.000 | - | |
| 7 | STERN Adam | .182 | 7 | 22 | 4 | 4 | - | 2 | - | 3 | .364 | .217 | 5 | 1 | - | 1 | - | - | - | - | - | CF | 7 | 54.0 | 12 | - | - | 1.000 | - | |
| 42 | SWINDLE Robert | .000 | 3 | - | - | - | - | - | - | - | - | - | - | - | - | - | - | - | - | - | - | P | 3 | 4.1 | - | 1 | - | 1.000 | - | |
| 40 | THORMAN Scott | .174 | 6 | 23 | 3 | 4 | - | - | 1 | 4 | .304 | .240 | 5 | - | - | - | - | - | - | - | - | 1B | 6 | 47.0 | 51 | 1 | 1 | .981 | 5 | |
| | | | | | | | | | | | | | | | | | | | | | | 3B | 2 | 6.0 | 1 | 1 | - | 1.000 | - | |

Note:

Team GP, DP and IP are not the sum of player participation

Legend:

| | | | |
|--|---------------------------------|---------------------------------------|---------------------------|
| 1B First base | 2B Doubles/Second base | 3B Triples/Third base | A Assists |
| AB At Bats | BA Batting average | BB Bases on balls | C Catcher |
| CF Center fielder | CS Caught stealing | DH Designated hitter | DP Double play |
| E Errors | FLD% Fielding average | GDP Grounded into double play | GP Games played |
| H Hits | HP Hit by pitch | HR Home runs | |
| I/O Reached base on interference or obstruction | | IBB Intentional bases on balls | IP Innings played |
| LF Left fielder | OB% On base percentage | P Pitcher | PH Pinch hitter |
| PO Put outs | Pos Fielding position | PR Pinch runner | R Runs |
| RBI Runs batted In | RF Right fielder | SB Stolen bases | SF Sacrifice flies |
| SH Sacrifice hits | SLG% Slugging percentage | SO Strike outs | SS Shortstop |



CUMULATIVE STATISTICS

累积技术统计表 / STATISTIQUES CUMULATIVES

As of 20 AUG 2008

CAN - CANADA

BATTING AND FIELDING

| No | Player | BA | GP | AB | R | H | 2B | 3B | HR | RBI | SLG% | OB% | SO | BB | IBB | SH | SF | HP | SB | CS | Pos | GP | IP | PO | A | E | FLD% | DP |
|----------------|------------------|------|----|-----|----|----|----|----|----|-----|------|------|----|----|-----|----|----|----|----|----|-----|----|------|-----|----|----|-------|----|
| 29 | VANOSTRAND Jimmy | .286 | 6 | 14 | - | 4 | 1 | - | - | 2 | .357 | .333 | 2 | 1 | - | - | - | - | - | - | DH | 2 | - | - | - | - | - | - |
| | | | | | | | | | | | | | | | | | | | | | PH | 2 | - | - | - | - | - | - |
| | | | | | | | | | | | | | | | | | | | | | 1B | 2 | 13.0 | 12 | 1 | - | 1.000 | 3 |
| | | | | | | | | | | | | | | | | | | | | | LF | 1 | 1.0 | - | - | - | - | - |
| 33 | WEGLARZ Nick | .400 | 7 | 25 | 5 | 10 | 2 | - | 2 | 5 | .720 | .483 | 6 | 4 | 1 | - | - | - | - | - | LF | 6 | 52.0 | 11 | - | - | 1.000 | - |
| | | | | | | | | | | | | | | | | | | | | | 1B | 1 | 1.0 | 1 | - | - | 1.000 | - |
| | | | | | | | | | | | | | | | | | | | | | DH | 1 | - | - | - | - | - | - |
| Totals: | | .221 | 7 | 240 | 29 | 53 | 8 | 4 | 6 | 27 | .362 | .270 | 59 | 15 | 1 | 5 | 2 | 2 | 3 | - | | 7 | 63.0 | 189 | 77 | 10 | .964 | 8 |

GDP: CLAPP Stubby (1); ROGELSTAD Matt (1); VANOSTRAND Jimmy (2)

Note:
Team GP, DP and IP are not the sum of player participation

Legend:

| | | | |
|--|---------------------------------------|--------------------------------------|---------------------------|
| 1B First base | 2B Doubles/Second base | 3B Triples/Third base | A Assists |
| AB At Bats | BA Batting average | BB Bases on balls | C Catcher |
| CF Center fielder | CS Caught stealing | DH Designated hitter | DP Double play |
| E Errors | FLD% Fielding average | GDP Grounded into double play | GP Games played |
| H Hits | HP Hit by pitch | HR Home runs | IP Innings played |
| I/O Reached base on interference or obstruction | IBB Intentional bases on balls | P Pitcher | PH Pinch hitter |
| LF Left fielder | OB% On base percentage | PR Pinch runner | R Runs |
| PO Put outs | Pos Fielding position | SB Stolen bases | SF Sacrifice flies |
| RBI Runs batted In | RF Right fielder | SO Strike outs | SS Shortstop |
| SH Sacrifice hits | SLG% Slugging percentage | | |



CUMULATIVE STATISTICS

累积技术统计表 / STATISTIQUES CUMULATIVES

As of 20 AUG 2008

CAN - CANADA

PITCHING

| No | Player | L/R | W | L | S | ERA | GP | GS | CG | Sho | IP | H | R | ER | HR | BB | IBB | SO | HP | SH | SF | WP | BK |
|----------------|------------|-----|---|---|---|------|----|----|----|-----|------|----|----|----|----|----|-----|----|----|----|----|----|----|
| 31 | AVERY J | R | - | - | - | 4.92 | 1 | 1 | - | - | 3.2 | 4 | 2 | 2 | 1 | - | - | 4 | 1 | - | - | - | - |
| 35 | BEGG C | R | 1 | 1 | - | 0.75 | 2 | 2 | - | - | 12.0 | 10 | 1 | 1 | 1 | - | - | 14 | - | - | - | - | - |
| 22 | BURTON T | R | - | - | - | 0.00 | 5 | - | - | - | 3.2 | 5 | - | - | - | 2 | - | 5 | - | - | - | - | - |
| 37 | CORMIER R | L | - | - | - | 0.00 | 3 | - | - | - | 2.1 | 2 | - | - | - | 2 | 1 | 4 | - | - | - | - | - |
| 23 | DAVIDSON D | L | - | - | - | 0.00 | 3 | - | - | - | 5.1 | - | - | - | - | 2 | - | 4 | - | 1 | - | - | - |
| 38 | GREEN S | R | - | - | - | 0.00 | 3 | - | - | - | 6.0 | 2 | - | - | - | 3 | 2 | 5 | - | - | - | - | 1 |
| 25 | JOHNSON M | R | - | 1 | - | 4.82 | 2 | 2 | - | - | 9.1 | 9 | 6 | 5 | 3 | 6 | - | 6 | - | 1 | 1 | - | - |
| 27 | LOCKWOOD J | R | - | 1 | - | 6.75 | 2 | - | - | - | 4.0 | 2 | 3 | 3 | 1 | 1 | - | 3 | - | - | - | - | - |
| 32 | McNIVEN B | R | 1 | - | - | 2.25 | 2 | 2 | - | - | 8.0 | 3 | 3 | 2 | - | 2 | - | 2 | - | - | 1 | - | - |
| 34 | REITSMA C | R | - | 2 | - | 6.24 | 3 | - | - | - | 4.1 | 3 | 4 | 3 | 1 | 3 | 1 | 3 | - | 2 | - | - | - |
| 42 | SWINDLE R | L | - | - | - | 0.00 | 3 | - | - | - | 4.1 | 2 | 1 | - | - | - | - | 6 | - | - | - | - | - |
| Totals: | | | 2 | 5 | - | 2.29 | 7 | 7 | - | - | 63.0 | 42 | 20 | 16 | 7 | 21 | 4 | 56 | 1 | 4 | 2 | - | 1 |

CATCHING

| No | Player | GP | IP | PB | SB | CS |
|----------------|------------|----|------|----|----|----|
| 28 | CORRENTE D | 6 | 13.0 | 1 | 2 | - |
| 17 | FROSTAD E | 2 | 12.0 | - | 1 | 1 |
| 30 | ROBINSON C | 5 | 38.0 | - | 3 | 1 |
| Totals: | | 7 | 63.0 | 1 | 6 | 2 |

Note:
Team ER may not be the sum of player participation

Legend:

| | | | |
|-----------------------------------|----------------------------------|---------------------------------|---------------------------------------|
| BB Bases on balls allowed | BK Balk | CG Complete games | CS Caught stealing |
| ER Earned runs allowed | ERA Earned run average | GP Games pitched/played | GS Games started |
| H Hits allowed | HP Hit by pitch | HR Home runs allowed | IBB Intentional bases on balls |
| IP Innings pitched/played | L Losses | L/R Left or right handed | No Uniform number |
| PB Passed balls | R Runs allowed | S Saves | SB Stolen bases allowed |
| SF Sacrifice flies allowed | SH Sacrifice hits allowed | Sho Shutouts | SO Strikeouts |
| W Wins | WP Wild pitches | | |



CUMULATIVE STATISTICS

累积技术统计表 / STATISTIQUES CUMULATIVES

As of 20 AUG 2008

CHN - PEOPLE'S REPUBLIC of CHINA

BATTING AND FIELDING

| No | Player | BA | GP | AB | R | H | 2B | 3B | HR | RBI | SLG% | OB% | SO | BB | IBB | SH | SF | HP | SB | CS | Pos | GP | IP | PO | A | E | FLD% | DP | | |
|----|----------------|------|----|-----|----|----|----|----|----|-----|------|------|----|----|-----|----|----|----|----|----|-----|----|----|------|-----|----|------|-------|---|---|
| 15 | BU Tao | .000 | 3 | - | - | - | - | - | - | - | - | - | - | - | - | - | - | - | - | - | - | P | 3 | 9.1 | - | 1 | - | 1.000 | - | |
| 3 | CHEN Junyi | .000 | 3 | - | - | - | - | - | - | - | - | - | - | - | - | - | - | - | - | - | - | P | 3 | 3.0 | - | 1 | 1 | .500 | - | |
| 33 | CHEN Kun | .000 | 2 | - | - | - | - | - | - | - | - | - | - | - | - | - | - | - | - | - | - | P | 2 | 3.0 | - | 2 | - | 1.000 | - | |
| 88 | FENG Fei | .138 | 7 | 29 | 1 | 4 | 1 | - | - | 1 | .172 | .138 | 6 | - | - | - | - | - | - | 1 | - | RF | 7 | 58.0 | 13 | - | 1 | .929 | - | |
| 30 | GUO Youhua | .000 | 1 | - | - | - | - | - | - | - | - | - | - | - | - | - | - | - | - | - | - | P | 1 | 0.2 | - | - | - | - | - | |
| 16 | HOU Fenglian | .381 | 7 | 21 | 2 | 8 | - | - | - | 3 | .381 | .552 | 3 | 8 | 1 | - | - | - | - | - | 1 | DH | 7 | - | - | - | - | - | - | |
| 31 | JIA Delong | .286 | 5 | 7 | 1 | 2 | - | 1 | - | - | .571 | .286 | 2 | - | - | - | - | - | - | - | - | 3B | 3 | 12.0 | 2 | 1 | - | 1.000 | - | |
| | | | | | | | | | | | | | | | | | | | | | | SS | 1 | 1.0 | - | - | - | - | - | - |
| | | | | | | | | | | | | | | | | | | | | | | PH | 1 | - | - | - | - | - | - | - |
| 13 | JIA Yubing | .042 | 7 | 24 | - | 1 | - | 1 | - | 1 | .125 | .080 | 12 | - | - | - | - | - | - | 1 | - | 1B | 7 | 58.0 | 60 | 3 | 2 | .969 | 4 | |
| 51 | LI Chenhao | .000 | 2 | - | - | - | - | - | - | - | - | - | - | - | - | - | - | - | - | - | - | P | 2 | 10.0 | 1 | 3 | - | 1.000 | - | |
| 6 | LI Lei | .208 | 7 | 24 | 2 | 5 | 1 | - | - | 1 | .250 | .269 | 12 | 1 | - | - | - | - | - | 1 | - | 2B | 7 | 59.0 | 22 | 21 | - | 1.000 | 6 | |
| 60 | LI Weiliang | .000 | 3 | - | - | - | - | - | - | - | - | - | - | - | - | - | - | - | - | - | - | P | 3 | 6.2 | - | 1 | - | 1.000 | - | |
| 11 | LIU Kai | .000 | 3 | - | - | - | - | - | - | - | - | - | - | - | - | - | - | - | - | - | - | P | 3 | 2.1 | - | - | 1 | - | - | |
| 17 | LV Jiangang | .000 | 3 | - | - | - | - | - | - | - | - | - | - | - | - | - | - | - | - | - | - | P | 3 | 4.2 | - | 3 | - | 1.000 | 1 | |
| 28 | SUN Guoqiang | .000 | 3 | - | - | - | - | - | - | - | - | - | - | - | - | - | - | - | - | - | - | P | 3 | 5.1 | - | 3 | - | 1.000 | - | |
| 1 | SUN Lingfeng | .296 | 7 | 27 | 2 | 8 | 2 | - | - | 2 | .370 | .345 | 7 | 1 | - | - | - | - | 1 | 2 | 1 | CF | 7 | 57.0 | 15 | 1 | - | 1.000 | - | |
| 7 | SUN Wei | .176 | 6 | 17 | 1 | 3 | 2 | - | - | - | .294 | .167 | 2 | - | - | - | - | - | - | 1 | - | 3B | 6 | 47.0 | 3 | 12 | 2 | .882 | 1 | |
| 25 | WANG Chao | .125 | 6 | 8 | 1 | 1 | - | - | - | 1 | .125 | .125 | 4 | - | - | - | - | - | - | - | - | LF | 4 | 19.0 | 2 | 1 | - | 1.000 | - | |
| | | | | | | | | | | | | | | | | | | | | | | RF | 1 | - | - | - | - | - | - | - |
| | | | | | | | | | | | | | | | | | | | | | | CF | 2 | 2.0 | - | - | - | - | - | - |
| 18 | WANG Nan | .000 | 2 | - | - | - | - | - | - | - | - | - | - | - | - | - | - | - | - | - | - | P | 2 | 7.0 | - | - | 1 | - | - | |
| 56 | WANG Wei | .263 | 5 | 19 | 1 | 5 | 2 | - | - | 1 | .368 | .300 | 7 | 1 | - | - | - | - | - | - | - | C | 5 | 43.2 | 20 | 4 | 1 | .960 | - | |
| 20 | XU Zheng | .000 | 3 | - | - | - | - | - | - | - | - | - | - | - | - | - | - | - | - | - | - | P | 3 | 6.0 | - | - | - | - | - | |
| 2 | YANG Yang | .167 | 3 | 6 | 1 | 1 | - | - | 1 | 1 | .667 | .167 | - | - | - | - | - | - | - | - | - | C | 3 | 15.1 | 8 | - | - | 1.000 | - | |
| 66 | ZHANG Hongbo | .059 | 6 | 17 | - | 1 | - | - | - | 1 | .059 | .059 | 8 | - | - | - | - | - | - | - | - | PH | 1 | - | - | - | - | - | - | |
| | | | | | | | | | | | | | | | | | | | | | | LF | 6 | 40.0 | 12 | - | - | 1.000 | - | |
| | | | | | | | | | | | | | | | | | | | | | | RF | 1 | 1.0 | - | - | - | - | - | - |
| 27 | ZHANG Li | .000 | 1 | - | - | - | - | - | - | - | - | - | - | - | - | - | - | - | - | - | - | P | 1 | 1.0 | - | - | - | - | - | |
| 9 | ZHANG Yufeng | .130 | 7 | 23 | 2 | 3 | - | - | - | 1 | .130 | .200 | 8 | 2 | - | 1 | - | - | - | 1 | - | SS | 7 | 58.0 | 18 | 18 | 1 | .973 | 3 | |
| | | | | | | | | | | | | | | | | | | | | | | 1B | 1 | 1.0 | 1 | - | - | 1.000 | - | |
| | Totals: | .189 | 7 | 222 | 14 | 42 | 8 | 2 | 1 | 13 | .257 | .243 | 71 | 13 | 1 | 1 | 1 | 3 | 4 | 2 | | | 7 | 59.0 | 177 | 75 | 10 | .962 | 6 | |

GDP: FENG Fei (2); HOU Fenglian (1)

Note:
Team GP, DP and IP are not the sum of player participation

| Legend: | | |
|--|---------------------------------------|--------------------------------------|
| 1B First base | 2B Doubles/Second base | 3B Triples/Third base |
| AB At Bats | BA Batting average | BB Bases on balls |
| CF Center fielder | CS Caught stealing | DH Designated hitter |
| E Errors | FLD% Fielding average | GDP Grounded into double play |
| H Hits | HP Hit by pitch | HR Home runs |
| I/O Reached base on interference or obstruction | IBB Intentional bases on balls | IP Innings played |
| LF Left fielder | OB% On base percentage | P Pitcher |
| PO Put outs | Pos Fielding position | PR Pinch runner |
| RBI Runs batted In | RF Right fielder | SB Stolen bases |
| SH Sacrifice hits | SLG% Slugging percentage | SO Strike outs |
| | | A Assists |
| | | C Catcher |
| | | DP Double play |
| | | GP Games played |
| | | PH Pinch hitter |
| | | R Runs |
| | | SF Sacrifice flies |
| | | SS Shortstop |



CUMULATIVE STATISTICS

累积技术统计表 / STATISTIQUES CUMULATIVES

As of 20 AUG 2008

CHN - PEOPLE'S REPUBLIC OF CHINA

PITCHING

| No | Player | L/R | W | L | S | ERA | GP | GS | CG | Sho | IP | H | R | ER | HR | BB | IBB | SO | HP | SH | SF | WP | BK |
|----------------|---------|-----|---|---|---|-------|----|----|----|-----|------|----|----|----|----|----|-----|----|----|----|----|----|----|
| 15 | BU T | L | - | 2 | - | 11.58 | 3 | 2 | - | - | 9.1 | 18 | 13 | 12 | 3 | 2 | - | 1 | - | - | - | - | - |
| 3 | CHEN J | L | - | - | - | 15.00 | 3 | - | - | - | 3.0 | 4 | 5 | 5 | - | 4 | - | 2 | 1 | - | - | - | - |
| 33 | CHEN K | R | - | - | - | 9.00 | 2 | - | - | - | 3.0 | 3 | 3 | 3 | - | 2 | - | 2 | 2 | - | 1 | - | - |
| 30 | GUO Y | L | - | - | - | 0.00 | 1 | - | - | - | 0.2 | 1 | - | - | - | - | - | 1 | - | - | - | 1 | - |
| 51 | LI C | R | - | 1 | - | 1.80 | 2 | 2 | - | - | 10.0 | 7 | 2 | 2 | - | 4 | - | 2 | 2 | - | - | - | - |
| 60 | LI W | L | - | - | - | 5.41 | 3 | 1 | - | - | 6.2 | 6 | 4 | 4 | 2 | 2 | - | 5 | 1 | 1 | 1 | - | - |
| 11 | LIU K | L | - | 1 | - | 15.45 | 3 | - | - | - | 2.1 | 4 | 4 | 4 | - | 5 | - | 2 | 1 | - | - | 2 | - |
| 17 | LV J | R | 1 | 1 | - | 3.86 | 3 | - | - | - | 4.2 | 5 | 5 | 2 | - | 4 | 3 | - | - | 4 | - | - | - |
| 28 | SUN G | R | - | - | - | 10.13 | 3 | - | - | - | 5.1 | 7 | 8 | 6 | 3 | 2 | - | 1 | 4 | - | - | - | - |
| 18 | WANG N | L | - | 1 | - | 6.43 | 2 | 2 | - | - | 7.0 | 7 | 5 | 5 | 1 | 6 | - | 3 | - | - | - | - | - |
| 20 | XU Z | R | - | - | - | 12.00 | 3 | - | - | - | 6.0 | 13 | 8 | 8 | 1 | 4 | - | 6 | 2 | 1 | - | 1 | - |
| 27 | ZHANG L | R | - | - | - | 27.00 | 1 | - | - | - | 1.0 | 1 | 3 | 3 | - | 2 | - | 1 | - | - | 1 | 1 | - |
| Totals: | | | 1 | 6 | - | 8.24 | 7 | 7 | - | - | 59.0 | 76 | 60 | 54 | 10 | 37 | 3 | 26 | 13 | 6 | 3 | 5 | - |

CATCHING

| No | Player | GP | IP | PB | SB | CS |
|----------------|--------|----|------|----|----|----|
| 56 | WANG W | 5 | 43.2 | - | 4 | 2 |
| 2 | YANG Y | 3 | 15.1 | - | 4 | - |
| Totals: | | 7 | 59.0 | - | 8 | 2 |

Note:

Team ER may not be the sum of player participation

Legend:

| | | | |
|-----------------------------------|----------------------------------|---------------------------------|---------------------------------------|
| BB Bases on balls allowed | BK Balk | CG Complete games | CS Caught stealing |
| ER Earned runs allowed | ERA Earned run average | GP Games pitched/played | GS Games started |
| H Hits allowed | HP Hit by pitch | HR Home runs allowed | IBB Intentional bases on balls |
| IP Innings pitched/played | L Losses | L/R Left or right handed | No Uniform number |
| PB Passed balls | R Runs allowed | S Saves | SB Stolen bases allowed |
| SF Sacrifice flies allowed | SH Sacrifice hits allowed | Sho Shutouts | SO Strikeouts |
| W Wins | WP Wild pitches | | |



CUMULATIVE STATISTICS

累积技术统计表 / STATISTIQUES CUMULATIVES

As of 23 AUG 2008

CUB - CUBA

BATTING AND FIELDING

| No | Player | BA | GP | AB | R | H | 2B | 3B | HR | RBI | SLG% | OB% | SO | BB | IBB | SH | SF | HP | SB | CS | Pos | GP | IP | PO | A | E | FLD% | DP |
|----|--------------------|-------|------|----|-----|----|----|----|----|-----|-------|-------|----|----|-----|----|----|----|----|----|-----|----|------|-----|----|---|-------|----|
| 88 | BELL Alexei | .500 | 9 | 32 | 10 | 16 | 3 | 4 | 2 | 10 | 1.031 | .556 | 8 | 3 | - | - | - | 1 | - | 1 | RF | 9 | 76.0 | 12 | 1 | 2 | .867 | - |
| 24 | CEPEDA Frederich | .308 | 9 | 26 | 11 | 8 | 1 | 1 | 2 | 5 | .654 | .500 | 7 | 10 | - | - | 1 | 1 | - | - | LF | 9 | 79.0 | 13 | 1 | - | 1.000 | - |
| 54 | DESPAIGNE Alfredo | .382 | 9 | 34 | 5 | 13 | 2 | 1 | 3 | 12 | .765 | .400 | 10 | 1 | 1 | - | - | - | - | - | DH | 8 | - | - | - | - | - | - |
| | | | | | | | | | | | | | | | | | | | | | RF | 1 | 3.0 | 2 | - | - | 1.000 | - |
| 1 | DUVERGEL Giorbis | .211 | 9 | 38 | 4 | 8 | 1 | - | 1 | 6 | .316 | .302 | 7 | 5 | - | 1 | - | - | 2 | - | CF | 9 | 79.0 | 18 | - | - | 1.000 | - |
| 12 | ENRIQUEZ Michel | .286 | 9 | 35 | 8 | 10 | 3 | - | 2 | 8 | .543 | .375 | 6 | 4 | - | 1 | - | 1 | - | - | 3B | 9 | 75.0 | 9 | 17 | 2 | .929 | 2 |
| 32 | GONZALEZ Norberto | .000 | 4 | - | - | - | - | - | - | - | - | - | - | - | - | - | - | - | - | - | P | 4 | 10.2 | 2 | 2 | 1 | .800 | 1 |
| 10 | GOURRIEL Yuliesky | .229 | 9 | 35 | 6 | 8 | 2 | - | - | 1 | .286 | .341 | 3 | 6 | - | - | - | - | 1 | 1 | 2B | 9 | 75.0 | 22 | 27 | 1 | .980 | 6 |
| | | | | | | | | | | | | | | | | | | | | | 3B | 2 | 4.0 | - | 1 | - | 1.000 | 1 |
| 42 | LA HERA Miguel | .000 | 2 | - | - | - | - | - | - | - | - | - | - | - | - | - | - | - | - | - | P | 2 | 3.0 | 2 | - | - | 1.000 | - |
| 99 | LAZO Pedro Luis | .000 | 5 | - | - | - | - | - | - | - | - | - | - | - | - | - | - | - | - | - | P | 5 | 14.1 | - | 3 | - | 1.000 | 1 |
| 45 | MARTINEZ Jonder | .000 | 2 | - | - | - | - | - | - | - | - | - | - | - | - | - | - | - | - | - | P | 2 | 6.0 | - | - | - | - | - |
| 55 | MAYETA Alexander | .167 | 6 | 24 | 3 | 4 | 1 | - | 1 | 4 | .333 | .231 | 3 | 2 | - | - | - | - | - | - | 1B | 6 | 51.0 | 47 | 1 | - | 1.000 | 8 |
| 40 | MERINO Rolando | .000 | 3 | 5 | - | - | - | - | - | - | .286 | .286 | 1 | 1 | - | - | - | 1 | - | - | C | 1 | 8.0 | 8 | 2 | - | 1.000 | - |
| | | | | | | | | | | | | | | | | | | | | | DH | 1 | - | - | - | - | - | - |
| | | | | | | | | | | | | | | | | | | | | | PH | 1 | - | - | - | - | - | - |
| 3 | NAVAS Luis | 1.000 | 4 | 2 | 2 | 2 | 1 | - | - | 2 | 1.500 | 1.000 | - | - | - | - | - | - | - | - | SS | 4 | 8.0 | 1 | 1 | - | 1.000 | - |
| 23 | ODELIN Vicyohandry | .000 | 2 | - | - | - | - | - | - | - | - | - | - | - | - | - | - | - | - | - | P | 2 | 4.0 | - | 1 | 1 | .500 | - |
| 28 | OLIVERA Hector | .353 | 7 | 17 | 5 | 6 | 2 | 1 | - | 2 | .588 | .353 | - | - | - | - | - | - | - | - | PR | 1 | - | - | - | - | - | - |
| | | | | | | | | | | | | | | | | | | | | | 2B | 2 | 4.0 | 1 | 1 | - | 1.000 | 1 |
| | | | | | | | | | | | | | | | | | | | | | 1B | 4 | 28.0 | 30 | 5 | - | 1.000 | 2 |
| 16 | PALMA Adiel | .000 | 2 | - | - | - | - | - | - | - | - | - | - | - | - | - | - | - | - | - | P | 2 | 6.0 | - | 1 | - | 1.000 | - |
| 2 | PARET Eduardo | .250 | 9 | 24 | 5 | 6 | 2 | - | - | 1 | .333 | .400 | 6 | 4 | - | 2 | - | 2 | 3 | - | SS | 9 | 71.0 | 13 | 19 | - | 1.000 | 6 |
| 62 | PEDROSO Yadier | .000 | 1 | - | - | - | - | - | - | - | - | - | - | - | - | - | - | - | - | - | P | 1 | 3.0 | - | 1 | - | 1.000 | - |
| 8 | PESTANO Ariel | .267 | 8 | 30 | 3 | 8 | 2 | - | 2 | 8 | .533 | .258 | 8 | - | - | - | 1 | - | - | - | C | 8 | 70.0 | 50 | 4 | 1 | .982 | - |
| 74 | RODRIGUEZ Luis | .000 | 3 | - | - | - | - | - | - | - | - | - | - | - | - | - | - | - | - | - | P | 3 | 9.0 | 2 | 2 | - | 1.000 | - |
| 5 | SANCHEZ Eriel | .667 | 2 | 3 | 2 | 2 | 1 | - | - | 1 | 1.000 | .750 | - | 1 | - | - | - | - | - | - | C | 1 | 1.0 | 1 | - | - | 1.000 | - |
| | | | | | | | | | | | | | | | | | | | | | DH | 1 | - | - | - | - | - | - |
| 64 | SANCHEZ Elier | .000 | 2 | - | - | - | - | - | - | - | - | - | - | - | - | - | - | - | - | - | P | 2 | 9.0 | - | 2 | - | 1.000 | - |
| 14 | URGELLES Yoandry | .000 | 1 | 1 | - | - | - | - | - | - | - | - | - | - | - | - | - | - | - | - | PH | 1 | - | - | - | - | - | - |
| 20 | VERA Norge Luis | .000 | 3 | - | - | - | - | - | - | - | - | - | - | - | - | - | - | - | - | - | P | 3 | 14.0 | 4 | 3 | - | 1.000 | 1 |
| | Totals: | | .297 | 9 | 306 | 64 | 91 | 21 | 7 | 13 | .539 | .382 | 59 | 37 | 1 | 4 | 2 | 6 | 6 | 2 | | 9 | 79.0 | 237 | 95 | 8 | .976 | 10 |

GDP: DESPAIGNE Alfredo (1); DUVERGEL Giorbis (1); GOURRIEL Yuliesky (1); MAYETA Alexander (2); MERINO Rolando (1); OLIVERA Hector (1)

Note:
Team GP, DP and IP are not the sum of player participation

| Legend: | | |
|------------|---|---------------------------------------|
| 1B | First base | 2B Doubles/Second base |
| AB | At Bats | BA Batting average |
| CF | Center fielder | CS Caught stealing |
| E | Errors | FLD% Fielding average |
| H | Hits | HP Hit by pitch |
| I/O | Reached base on interference or obstruction | HR Home runs |
| LF | Left fielder | IBB Intentional bases on balls |
| PO | Put outs | P Pitcher |
| RBI | Runs batted In | PR Pinch runner |
| SH | Sacrifice hits | SB Stolen bases |
| | | SO Strike outs |
| | | A Assists |
| | | C Catcher |
| | | DP Double play |
| | | GP Games played |
| | | IP Innings played |
| | | PH Pinch hitter |
| | | R Runs |
| | | SF Sacrifice flies |
| | | SS Shortstop |



CUMULATIVE STATISTICS

累积技术统计表 / STATISTIQUES CUMULATIVES

As of 23 AUG 2008

CUB - CUBA

PITCHING

| No | Player | L/R | W | L | S | ERA | GP | GS | CG | Sho | IP | H | R | ER | HR | BB | IBB | SO | HP | SH | SF | WP | BK |
|----------------|-------------|-----|---|---|---|------|----|----|----|-----|------|----|----|----|----|----|-----|----|----|----|----|----|----|
| 32 | GONZALEZ N | L | - | 1 | 2 | 1.69 | 4 | 1 | - | - | 10.2 | 4 | 2 | 2 | 1 | 3 | 1 | 9 | - | - | - | - | - |
| 42 | LA HERA M | R | - | - | - | 3.00 | 2 | - | - | - | 3.0 | 1 | 1 | 1 | - | 2 | - | 2 | - | - | - | - | - |
| 99 | LAZO PL | R | 1 | - | 2 | 1.26 | 5 | - | - | - | 14.1 | 9 | 3 | 2 | 1 | 3 | - | 14 | 2 | 2 | 1 | - | - |
| 45 | MARTINEZ J | R | 2 | - | - | 1.50 | 2 | - | - | - | 6.0 | 4 | 1 | 1 | 1 | - | - | 7 | - | - | - | - | - |
| 23 | ODELIN V | R | 1 | 1 | - | 9.00 | 2 | - | - | - | 4.0 | 5 | 6 | 4 | - | 3 | - | 3 | - | 1 | - | - | 1 |
| 16 | PALMA A | L | - | - | - | 6.00 | 2 | 1 | - | - | 6.0 | 8 | 5 | 4 | 3 | 1 | - | 6 | - | - | - | 2 | - |
| 62 | PEDROSO Y | R | - | - | - | 6.00 | 1 | 1 | - | - | 3.0 | 6 | 2 | 2 | 1 | - | - | 1 | - | - | - | - | - |
| 74 | RODRIGUEZ L | R | - | - | - | 3.00 | 3 | 1 | - | - | 9.0 | 8 | 4 | 3 | - | 2 | - | 10 | - | - | - | 1 | - |
| 64 | SANCHEZ E | L | 1 | - | - | 0.00 | 2 | 2 | - | - | 9.0 | 3 | - | - | - | 3 | - | 1 | - | 2 | - | - | - |
| 20 | VERA NL | R | 2 | - | - | 1.93 | 3 | 3 | - | - | 14.0 | 11 | 4 | 3 | - | 2 | - | 4 | 3 | 1 | 3 | - | 1 |
| Totals: | | | 7 | 2 | 4 | 2.51 | 9 | 9 | - | - | 79.0 | 59 | 28 | 22 | 7 | 19 | 1 | 57 | 5 | 6 | 4 | 3 | 2 |

CATCHING

| No | Player | GP | IP | PB | SB | CS |
|----------------|-----------|----|------|----|----|----|
| 40 | MERINO R | 1 | 8.0 | - | - | 1 |
| 8 | PESTANO A | 8 | 70.0 | - | 2 | 1 |
| 5 | SANCHEZ E | 1 | 1.0 | - | - | - |
| Totals: | | 9 | 79.0 | - | 2 | 2 |

Note:

Team ER may not be the sum of player participation

Legend:

| | | | |
|-----------------------------------|----------------------------------|---------------------------------|---------------------------------------|
| BB Bases on balls allowed | BK Balk | CG Complete games | CS Caught stealing |
| ER Earned runs allowed | ERA Earned run average | GP Games pitched/played | GS Games started |
| H Hits allowed | HP Hit by pitch | HR Home runs allowed | IBB Intentional bases on balls |
| IP Innings pitched/played | L Losses | L/R Left or right handed | No Uniform number |
| PB Passed balls | R Runs allowed | S Saves | SB Stolen bases allowed |
| SF Sacrifice flies allowed | SH Sacrifice hits allowed | Sho Shutouts | SO Strikeouts |
| W Wins | WP Wild pitches | | |



CUMULATIVE STATISTICS

累积技术统计表 / STATISTIQUES CUMULATIVES

As of 23 AUG 2008

JPN - JAPAN

BATTING AND FIELDING

| No | Player | BA | GP | AB | R | H | 2B | 3B | HR | RBI | SLG% | OB% | SO | BB | IBB | SH | SF | HP | SB | CS | Pos | GP | IP | PO | A | E | FLD% | DP | |
|----|-------------------|------|------|----|-----|----|----|----|----|-----|------|------|----|----|-----|----|----|----|----|----|-----|----|------|-----|----|---|-------|----|---|
| 10 | ABE Shinnosuke | .125 | 8 | 24 | 2 | 3 | - | - | 1 | 1 | .250 | .160 | 3 | 1 | - | - | - | - | - | - | DH | 2 | - | - | - | - | - | - | - |
| | | | | | | | | | | | | | | | | | | | | | C | 4 | 34.0 | 44 | 2 | 1 | .979 | - | |
| | | | | | | | | | | | | | | | | | | | | | PH | 2 | - | - | - | - | - | - | - |
| 23 | AOKI Norichika | .294 | 9 | 34 | 5 | 10 | 1 | - | 1 | 7 | .412 | .359 | 5 | 3 | - | - | 1 | 1 | 1 | - | CF | 9 | 78.0 | 14 | - | - | 1.000 | - | |
| 25 | ARAI Takahiro | .257 | 9 | 35 | 4 | 9 | 1 | 2 | 1 | 7 | .486 | .289 | 7 | 1 | - | - | 1 | 1 | - | - | 1B | 9 | 78.0 | 70 | 5 | - | 1.000 | 7 | |
| 2 | ARAKI Masahiro | .263 | 8 | 19 | 5 | 5 | - | - | 1 | 1 | .421 | .364 | 4 | 2 | - | 5 | - | 1 | 2 | - | LF | 1 | 2.0 | - | - | - | - | - | - |
| | | | | | | | | | | | | | | | | | | | | | 2B | 7 | 55.0 | 13 | 14 | - | 1.000 | 4 | |
| 18 | DARVISH Yu | .000 | 3 | - | - | - | - | - | - | - | - | - | - | - | - | - | - | - | - | - | P | 3 | 7.0 | 2 | 1 | - | 1.000 | - | |
| 28 | FUJIKAWA Kyuji | .000 | 4 | - | - | - | - | - | - | - | - | - | - | - | - | - | - | - | - | - | P | 4 | 4.0 | - | - | - | - | - | - |
| 41 | INABA Atsunori | .200 | 9 | 35 | 2 | 7 | 1 | - | 1 | 6 | .314 | .256 | 5 | 3 | 1 | - | 1 | - | 1 | 1 | RF | 9 | 78.0 | 7 | 1 | - | 1.000 | 1 | |
| 13 | IWASE Hitoki | .000 | 4 | - | - | - | - | - | - | - | - | - | - | - | - | - | - | - | - | - | P | 4 | 4.2 | - | 1 | - | 1.000 | - | |
| 11 | KAWAKAMI Kenshin | .000 | 5 | - | - | - | - | - | - | - | - | - | - | - | - | - | - | - | - | - | P | 5 | 7.2 | - | 1 | - | 1.000 | - | |
| 52 | KAWASAKI Munenori | .571 | 3 | 7 | 2 | 4 | - | - | - | - | .571 | .625 | - | 1 | - | - | - | - | - | - | SS | 3 | 17.0 | 3 | 5 | - | 1.000 | 1 | |
| 6 | MIYAMOTO Shinya | .250 | 3 | 4 | - | 1 | - | - | - | - | .250 | .250 | - | - | - | - | - | - | - | - | 3B | 3 | 11.0 | - | - | - | - | - | |
| 31 | MORINO Masahiko | .111 | 8 | 18 | 1 | 2 | - | - | - | 1 | .111 | .158 | 5 | - | - | 2 | - | 1 | - | - | LF | 4 | 25.0 | 6 | - | - | 1.000 | - | |
| | | | | | | | | | | | | | | | | | | | | | DH | 1 | - | - | - | - | - | - | - |
| | | | | | | | | | | | | | | | | | | | | | PH | 2 | - | - | - | - | - | - | - |
| | | | | | | | | | | | | | | | | | | | | | 3B | 1 | 2.0 | - | - | - | - | - | - |
| 55 | MURATA Shuichi | .087 | 8 | 23 | 2 | 2 | 1 | - | - | - | .130 | .160 | 7 | 1 | - | - | - | 1 | - | - | PH | 1 | - | - | - | - | - | - | - |
| | | | | | | | | | | | | | | | | | | | | | 3B | 7 | 54.0 | 2 | 7 | 1 | .900 | - | |
| 3 | NAKAJIMA Hiroyuki | .296 | 9 | 27 | 2 | 8 | 4 | - | - | 5 | .444 | .424 | 5 | 5 | - | - | - | 1 | 1 | - | PR | 1 | - | - | - | - | - | - | - |
| | | | | | | | | | | | | | | | | | | | | | SS | 9 | 61.0 | 8 | 18 | - | 1.000 | 3 | |
| | | | | | | | | | | | | | | | | | | | | | 3B | 2 | 11.0 | - | 1 | - | 1.000 | - | |
| 17 | NARUSE Yoshihisa | .000 | 4 | - | - | - | - | - | - | - | - | - | - | - | - | - | - | - | - | - | P | 4 | 12.0 | - | 1 | - | 1.000 | - | |
| 7 | NISHIOKA Tsuyoshi | .455 | 8 | 22 | 6 | 10 | 1 | - | 1 | 4 | .636 | .556 | 2 | 4 | - | - | - | 1 | 2 | - | 2B | 3 | 23.0 | 3 | 5 | - | 1.000 | 1 | |
| | | | | | | | | | | | | | | | | | | | | | PR | 1 | - | - | - | - | - | - | - |
| | | | | | | | | | | | | | | | | | | | | | DH | 4 | - | - | - | - | - | - | - |
| 46 | SATO Takahiko | .200 | 7 | 20 | 3 | 4 | 2 | - | 1 | 2 | .450 | .304 | 7 | 2 | - | 1 | - | 1 | - | - | DH | 1 | - | - | - | - | - | - | - |
| | | | | | | | | | | | | | | | | | | | | | LF | 6 | 51.0 | 7 | 1 | 3 | .727 | - | |
| 22 | SATOZAKI Tomoya | .071 | 4 | 14 | - | 1 | - | - | - | - | .071 | .071 | 6 | - | - | - | - | - | - | - | C | 3 | 26.0 | 34 | 1 | 1 | .972 | - | |
| | | | | | | | | | | | | | | | | | | | | | DH | 1 | - | - | - | - | - | - | - |
| 47 | SUGIUCHI Toshiya | .000 | 2 | - | - | - | - | - | - | - | - | - | - | - | - | - | - | - | - | - | P | 2 | 10.2 | - | 1 | - | 1.000 | - | |
| 15 | TANAKA Masahiro | .000 | 3 | - | - | - | - | - | - | - | - | - | - | - | - | - | - | - | - | - | P | 3 | 7.0 | - | 1 | - | 1.000 | - | |
| 19 | UEHARA Koji | .000 | 2 | - | - | - | - | - | - | - | - | - | - | - | - | - | - | - | - | - | P | 2 | 2.0 | 1 | 2 | - | 1.000 | - | |
| 21 | WADA Tsuyoshi | .000 | 2 | - | - | - | - | - | - | - | - | - | - | - | - | - | - | - | - | - | P | 2 | 9.1 | - | 2 | - | 1.000 | - | |
| 16 | WAKUI Hideaki | .000 | 3 | - | - | - | - | - | - | - | - | - | - | - | - | - | - | - | - | - | P | 3 | 13.2 | 2 | 3 | - | 1.000 | - | |
| 39 | YANO Akihiro | .200 | 4 | 5 | 2 | 1 | 1 | - | - | 1 | .400 | .333 | 2 | 1 | - | - | - | - | - | - | C | 4 | 18.0 | 18 | 1 | - | 1.000 | - | |
| | Totals: | | .233 | 9 | 287 | 36 | 67 | 12 | 2 | 7 | .362 | .307 | 58 | 24 | 1 | 8 | 3 | 8 | 7 | 1 | | 9 | 78.0 | 234 | 74 | 6 | .981 | 7 | |

GDP: AOKI Norichika (1); ARAI Takahiro (1); ARAKI Masahiro (1); INABA Atsunori (1); MIYAMOTO Shinya (2); MORINO Masahiko (1); NISHIOKA Tsuyoshi (2)

Note:

Team GP, DP and IP are not the sum of player participation

Legend:

| | | | | | | | |
|------------|---|-------------|----------------------------|------------|---------------------------|-----------|-----------------|
| 1B | First base | 2B | Doubles/Second base | 3B | Triples/Third base | A | Assists |
| AB | At Bats | BA | Batting average | BB | Bases on balls | C | Catcher |
| CF | Center fielder | CS | Caught stealing | DH | Designated hitter | DP | Double play |
| E | Errors | FLD% | Fielding average | GDP | Grounded into double play | GP | Games played |
| H | Hits | HP | Hit by pitch | HR | Home runs | IP | Innings played |
| I/O | Reached base on interference or obstruction | IBB | Intentional bases on balls | P | Pitcher | PH | Pinch hitter |
| LF | Left fielder | OB% | On base percentage | PR | Pinch runner | R | Runs |
| PO | Put outs | Pos | Fielding position | SB | Stolen bases | SF | Sacrifice flies |
| RBI | Runs batted In | RF | Right fielder | SO | Strike outs | SS | Shortstop |
| SH | Sacrifice hits | SLG% | Slugging percentage | | | | |



CUMULATIVE STATISTICS

累积技术统计表 / STATISTIQUES CUMULATIVES

As of 23 AUG 2008

JPN - JAPAN

PITCHING

| No | Player | L/R | W | L | S | ERA | GP | GS | CG | Sho | IP | H | R | ER | HR | BB | IBB | SO | HP | SH | SF | WP | BK |
|----------------|------------|-----|---|---|---|-------|----|----|----|-----|------|----|----|----|----|----|-----|----|----|----|----|----|----|
| 18 | DARVISH Y | R | - | 1 | - | 5.14 | 3 | 2 | - | - | 7.0 | 8 | 4 | 4 | - | 5 | - | 10 | 1 | - | - | 2 | - |
| 28 | FUJIKAWA K | R | - | - | - | 2.25 | 4 | - | - | - | 4.0 | 2 | 1 | 1 | - | 1 | - | 7 | - | - | - | - | - |
| 13 | IWASE H | L | - | 3 | - | 13.52 | 4 | - | - | - | 4.2 | 10 | 10 | 7 | 1 | 1 | - | 7 | - | 1 | - | - | - |
| 11 | KAWAKAMI K | R | - | 1 | - | 4.70 | 5 | - | - | - | 7.2 | 5 | 4 | 4 | 1 | 4 | - | 6 | - | - | - | - | - |
| 17 | NARUSE Y | L | 1 | - | - | 0.00 | 4 | 1 | - | - | 12.0 | 5 | - | - | - | 3 | - | 19 | - | - | - | - | - |
| 47 | SUGIUCHI T | L | 1 | - | - | 0.84 | 2 | 2 | - | - | 10.2 | 7 | 1 | 1 | - | 3 | - | 9 | - | - | - | - | - |
| 15 | TANAKA M | R | - | - | - | 0.00 | 3 | - | - | - | 7.0 | 3 | - | - | - | 3 | - | 9 | - | - | - | - | - |
| 19 | UEHARA K | R | - | - | 1 | 0.00 | 2 | - | - | - | 2.0 | - | - | - | - | - | - | 1 | - | - | - | - | - |
| 21 | WADA T | L | - | - | - | 4.82 | 2 | 2 | - | - | 9.1 | 8 | 6 | 5 | 3 | 4 | - | 13 | - | - | - | - | - |
| 16 | WAKUI H | R | 2 | - | - | 0.66 | 3 | 2 | 1 | 1 | 13.2 | 6 | 2 | 1 | - | 2 | - | 13 | - | 1 | - | - | - |
| Totals: | | | 4 | 5 | 1 | 2.54 | 9 | 9 | 1 | 1 | 78.0 | 54 | 28 | 22 | 5 | 26 | - | 94 | 1 | 2 | - | 2 | - |

CATCHING

| No | Player | GP | IP | PB | SB | CS |
|----------------|------------|----|------|----|----|----|
| 10 | ABE S | 4 | 34.0 | - | 4 | - |
| 22 | SATOZAKI T | 3 | 26.0 | - | 3 | - |
| 39 | YANO A | 4 | 18.0 | - | - | 1 |
| Totals: | | 9 | 78.0 | - | 7 | 1 |

Note:

Team ER may not be the sum of player participation

Legend:

| | | | |
|-----------------------------------|----------------------------------|---------------------------------|---------------------------------------|
| BB Bases on balls allowed | BK Balk | CG Complete games | CS Caught stealing |
| ER Earned runs allowed | ERA Earned run average | GP Games pitched/played | GS Games started |
| H Hits allowed | HP Hit by pitch | HR Home runs allowed | IBB Intentional bases on balls |
| IP Innings pitched/played | L Losses | L/R Left or right handed | No Uniform number |
| PB Passed balls | R Runs allowed | S Saves | SB Stolen bases allowed |
| SF Sacrifice flies allowed | SH Sacrifice hits allowed | Sho Shutouts | SO Strikeouts |
| W Wins | WP Wild pitches | | |



CUMULATIVE STATISTICS

累积技术统计表 / STATISTIQUES CUMULATIVES

As of 23 AUG 2008

KOR - KOREA

BATTING AND FIELDING

| No | Player | BA | GP | AB | R | H | 2B | 3B | HR | RBI | SLG% | OB% | SO | BB | IBB | SH | SF | HP | SB | CS | Pos | GP | IP | PO | A | E | FLD% | DP | |
|----|---------------|------|----|----|---|----|----|----|----|-----|------|------|----|----|-----|----|----|----|----|----|-----|----|------|------|----|---|-------|-------|---|
| 51 | BONG Jungkeun | .000 | 2 | - | - | - | - | - | - | - | - | - | - | - | - | - | - | - | - | - | P | 2 | 8.2 | - | 3 | - | 1.000 | 1 | |
| 21 | CHONG Taehyon | .000 | 3 | - | - | - | - | - | - | - | - | - | - | - | - | - | - | - | - | - | P | 3 | 4.0 | - | - | - | - | - | |
| 22 | HAN Kijoo | .000 | 3 | - | - | - | - | - | - | - | - | - | - | - | - | - | - | - | - | - | P | 3 | 2.1 | - | - | - | - | - | |
| 13 | JANG Wonsam | .000 | 2 | - | - | - | - | - | - | - | - | - | - | - | - | - | - | - | - | - | P | 2 | 12.1 | - | 1 | - | 1.000 | - | |
| 8 | JEONG Keunwoo | .310 | 8 | 29 | 5 | 9 | 1 | - | 1 | 1 | .448 | .310 | 2 | - | - | 1 | - | - | 1 | 1 | PH | 1 | - | - | - | - | - | - | |
| | | | | | | | | | | | | | | | | | | | | | | 2B | 3 | 26.0 | 5 | 5 | - | 1.000 | - |
| | | | | | | | | | | | | | | | | | | | | | | 3B | 3 | 20.0 | 1 | 4 | 1 | .833 | - |
| | | | | | | | | | | | | | | | | | | | | | | SS | 1 | 9.0 | 2 | 3 | - | 1.000 | 1 |
| | | | | | | | | | | | | | | | | | | | | | | DH | 1 | - | - | - | - | - | - |
| 20 | JIN Kabyong | .100 | 6 | 10 | 1 | 1 | - | - | - | - | .100 | .182 | - | 1 | - | - | - | - | - | - | C | 6 | 28.2 | 25 | 2 | - | 1.000 | - | |
| 37 | KANG Minho | .273 | 6 | 22 | 3 | 6 | 2 | - | - | 4 | .364 | .304 | 10 | 1 | - | - | - | - | - | - | C | 6 | 53.1 | 45 | 5 | - | 1.000 | 1 | |
| 18 | KIM Dongjoo | .294 | 6 | 17 | 4 | 5 | - | - | - | - | .294 | .429 | 3 | 4 | - | - | - | - | - | - | 3B | 6 | 46.0 | 2 | 12 | 1 | .933 | 2 | |
| 50 | KIM Hyunsoo | .370 | 8 | 27 | 3 | 10 | 2 | - | - | 4 | .444 | .393 | 5 | 1 | - | - | - | - | 2 | 1 | PH | 2 | - | - | - | - | - | - | |
| 17 | KIM Kwanghyun | .000 | 3 | - | - | - | - | - | - | - | - | - | - | - | - | - | - | - | - | - | P | 3 | 14.1 | 1 | 8 | - | 1.000 | - | |
| | | | | | | | | | | | | | | | | | | | | | | LF | 6 | 55.0 | 10 | - | 1 | .909 | - |
| 14 | KIM Minjae | .000 | 5 | 11 | 1 | - | - | - | - | - | .154 | .4 | 1 | - | - | - | - | 1 | - | - | SS | 5 | 28.0 | 1 | 6 | - | 1.000 | 1 | |
| 3 | KO Youngmin | .208 | 8 | 24 | 6 | 5 | - | - | 1 | 5 | .333 | .269 | 9 | 1 | - | - | - | 1 | 1 | 2 | 2B | 7 | 56.0 | 18 | 17 | - | 1.000 | 3 | |
| | | | | | | | | | | | | | | | | | | | | | | DH | 1 | - | - | - | - | - | - |
| 47 | KWON Hyuk | .000 | 3 | - | - | - | - | - | - | - | - | - | - | - | - | - | - | - | - | - | P | 3 | 1.1 | - | - | - | - | - | |
| 10 | LEE Daeho | .360 | 9 | 25 | 5 | 9 | 1 | - | 3 | 10 | .760 | .515 | 3 | 7 | 1 | 1 | - | 1 | - | - | DH | 6 | - | - | - | - | - | - | |
| | | | | | | | | | | | | | | | | | | | | | | 3B | 2 | 16.0 | - | 6 | - | 1.000 | - |
| | | | | | | | | | | | | | | | | | | | | | | 1B | 1 | 6.0 | 8 | - | - | 1.000 | 1 |
| 39 | LEE Jongwook | .294 | 9 | 34 | 4 | 10 | - | - | - | 3 | .294 | .342 | 4 | 3 | - | - | 1 | - | 2 | 1 | CF | 9 | 69.0 | 15 | 1 | - | 1.000 | 1 | |
| | | | | | | | | | | | | | | | | | | | | | | LF | 1 | 7.0 | 2 | - | - | 1.000 | - |
| 35 | LEE Jinyoung | .333 | 7 | 18 | 2 | 6 | - | - | - | 4 | .333 | .400 | 3 | 2 | - | - | - | - | - | - | RF | 4 | 33.0 | 5 | - | 1 | .833 | - | |
| | | | | | | | | | | | | | | | | | | | | | | 1B | 3 | 10.0 | 16 | - | - | 1.000 | 1 |
| | | | | | | | | | | | | | | | | | | | | | | SS | 1 | - | - | - | - | - | - |
| 25 | LEE Seungyuop | .167 | 8 | 30 | 4 | 5 | 1 | - | 2 | 6 | .400 | .265 | 9 | 4 | - | - | - | - | - | - | 1B | 6 | 56.0 | 60 | 3 | 1 | .984 | 2 | |
| | | | | | | | | | | | | | | | | | | | | | | DH | 2 | - | - | - | - | - | - |
| 29 | LEE Taekkeun | .188 | 5 | 16 | 3 | 3 | - | - | 1 | 3 | .375 | .176 | 3 | - | - | - | 1 | - | - | - | PH | 1 | - | - | - | - | - | - | |
| | | | | | | | | | | | | | | | | | | | | | | DH | 1 | - | - | - | - | - | - |
| | | | | | | | | | | | | | | | | | | | | | | CF | 2 | 13.0 | 1 | - | - | 1.000 | - |
| 15 | LEE Yongkyu | .481 | 9 | 27 | 8 | 13 | 2 | - | - | 4 | .556 | .531 | 2 | 4 | - | - | 1 | - | 1 | 1 | LF | 3 | 20.0 | 3 | - | - | 1.000 | - | |
| | | | | | | | | | | | | | | | | | | | | | | RF | 6 | 49.0 | 14 | - | - | 1.000 | - |
| 11 | OH Seunghwan | .000 | 2 | - | - | - | - | - | - | - | - | - | - | - | - | - | - | - | - | - | P | 2 | 1.2 | - | - | - | - | - | |
| 7 | PARK Jinman | .067 | 7 | 15 | 1 | 1 | - | - | - | - | .067 | .125 | 1 | 1 | - | - | - | - | - | - | SS | 7 | 45.0 | 6 | 14 | 1 | .952 | 1 | |
| 99 | RYU Hyunjin | .000 | 2 | - | - | - | - | - | - | - | - | - | - | - | - | - | - | - | - | - | P | 2 | 17.1 | 1 | 7 | - | 1.000 | - | |

Note:
Team GP, DP and IP are not the sum of player participation

| Legend: | | |
|--|---------------------------------------|--------------------------------------|
| 1B First base | 2B Doubles/Second base | 3B Triples/Third base |
| AB At Bats | BA Batting average | BB Bases on balls |
| CF Center fielder | CS Caught stealing | DH Designated hitter |
| E Errors | FLD% Fielding average | GDP Grounded into double play |
| H Hits | HP Hit by pitch | HR Home runs |
| I/O Reached base on interference or obstruction | IBB Intentional bases on balls | IP Innings played |
| LF Left fielder | OB% On base percentage | P Pitcher |
| PO Put outs | Pos Fielding position | PR Pinch runner |
| RBI Runs batted In | RF Right fielder | SB Stolen bases |
| SH Sacrifice hits | SLG% Slugging percentage | SO Strike outs |
| | | A Assists |
| | | C Catcher |
| | | DP Double play |
| | | GP Games played |
| | | PH Pinch hitter |
| | | R Runs |
| | | SF Sacrifice flies |
| | | SS Shortstop |



CUMULATIVE STATISTICS

累积技术统计表 / STATISTIQUES CUMULATIVES

As of 23 AUG 2008

KOR - KOREA

BATTING AND FIELDING

| No | Player | BA | GP | AB | R | H | 2B | 3B | HR | RBI | SLG% | OB% | SO | BB | IBB | SH | SF | HP | SB | CS | Pos | GP | IP | PO | A | E | FLD% | DP |
|----------------|---------------|------|----|-----|----|----|----|----|----|-----|------|------|----|----|-----|----|----|----|----|----|-----|----|------|-----|-----|---|-------|----|
| 91 | SONG Seungjun | .000 | 2 | - | - | - | - | - | - | - | - | - | - | - | - | - | - | - | - | - | P | 2 | 12.1 | - | 1 | - | 1.000 | - |
| 28 | YOON Suk Min | .000 | 5 | - | - | - | - | - | - | - | - | - | - | - | - | - | - | - | - | - | P | 5 | 7.2 | - | 2 | - | 1.000 | - |
| Totals: | | .272 | 9 | 305 | 50 | 83 | 9 | - | 8 | 44 | .380 | .340 | 58 | 30 | 1 | 2 | 3 | 3 | 7 | 6 | | 9 | 82.0 | 246 | 100 | 6 | .983 | 5 |

GDP: JEONG Keunwoo (1); KIM Hyunsoo (1); LEE Jinyoung (1); LEE Seungyuop (1); PARK Jinman (1)

Note:
Team GP, DP and IP are not the sum of player participation

| Legend: | | |
|------------|---|---------------------------------------|
| 1B | First base | 2B Doubles/Second base |
| AB | At Bats | BA Batting average |
| CF | Center fielder | CS Caught stealing |
| E | Errors | FLD% Fielding average |
| H | Hits | HP Hit by pitch |
| I/O | Reached base on interference or obstruction | HR Home runs |
| LF | Left fielder | IBB Intentional bases on balls |
| PO | Put outs | P Pitcher |
| RBI | Runs batted In | PR Pinch runner |
| SH | Sacrifice hits | SB Stolen bases |
| | | SO Strike outs |
| | | A Assists |
| | | C Catcher |
| | | DP Double play |
| | | GP Games played |
| | | IP Innings played |
| | | PH Pinch hitter |
| | | R Runs |
| | | SF Sacrifice flies |
| | | SS Shortstop |



CUMULATIVE STATISTICS

累积技术统计表 / STATISTIQUES CUMULATIVES

As of 23 AUG 2008

KOR - KOREA

PITCHING

| No | Player | L/R | W | L | S | ERA | GP | GS | CG | Sho | IP | H | R | ER | HR | BB | IBB | SO | HP | SH | SF | WP | BK |
|----------------|---------|-----|---|---|---|-------|----|----|----|-----|------|----|----|----|----|----|-----|----|----|----|----|----|----|
| 51 | BONG J | L | - | - | - | 8.31 | 2 | 2 | - | - | 8.2 | 14 | 9 | 8 | - | 4 | - | 6 | 1 | - | - | 1 | - |
| 21 | CHONG T | R | - | - | 2 | 2.25 | 3 | - | - | - | 4.0 | 2 | 1 | 1 | 1 | - | - | 7 | - | - | - | - | - |
| 22 | HAN K | R | 1 | - | - | 19.31 | 3 | - | - | - | 2.1 | 7 | 6 | 5 | 1 | 2 | - | 3 | - | - | 1 | - | - |
| 13 | JANG W | L | 1 | - | - | 0.00 | 2 | 1 | 1 | 1 | 12.1 | 6 | - | - | - | - | - | 11 | - | - | - | - | - |
| 17 | KIM K | L | 1 | - | - | 1.26 | 3 | 2 | - | - | 14.1 | 10 | 3 | 2 | - | 3 | - | 12 | - | 3 | - | 1 | - |
| 47 | KWON H | L | - | - | - | 0.00 | 3 | - | - | - | 1.1 | - | - | - | - | 1 | - | 2 | - | - | - | - | - |
| 11 | OH S | R | 1 | - | 1 | 0.00 | 2 | - | - | - | 1.2 | - | - | - | - | - | - | 1 | - | - | - | - | - |
| 99 | RYU H | L | 2 | - | - | 1.04 | 2 | 2 | 1 | 1 | 17.1 | 10 | 2 | 2 | 2 | 5 | - | 13 | - | 3 | - | - | - |
| 91 | SONG S | R | 1 | - | - | 2.19 | 2 | 2 | - | - | 12.1 | 7 | 3 | 3 | - | 5 | - | 12 | - | 1 | - | - | - |
| 28 | YOON SM | R | 2 | - | 1 | 2.35 | 5 | - | - | - | 7.2 | 6 | 2 | 2 | 1 | 1 | - | 6 | - | 1 | - | - | - |
| Totals: | | | 9 | - | 4 | 2.52 | 9 | 9 | 2 | 2 | 82.0 | 62 | 26 | 23 | 5 | 21 | - | 73 | 1 | 8 | 1 | 2 | - |

CATCHING

| No | Player | GP | IP | PB | SB | CS |
|----------------|--------|----|------|----|----|----|
| 20 | JIN K | 6 | 28.2 | - | 1 | - |
| 37 | KANG M | 6 | 53.1 | - | 1 | - |
| Totals: | | 9 | 82.0 | - | 2 | - |

Note:

Team ER may not be the sum of player participation

Legend:

| | | | |
|-----------------------------------|----------------------------------|---------------------------------|---------------------------------------|
| BB Bases on balls allowed | BK Balk | CG Complete games | CS Caught stealing |
| ER Earned runs allowed | ERA Earned run average | GP Games pitched/played | GS Games started |
| H Hits allowed | HP Hit by pitch | HR Home runs allowed | IBB Intentional bases on balls |
| IP Innings pitched/played | L Losses | L/R Left or right handed | No Uniform number |
| PB Passed balls | R Runs allowed | S Saves | SB Stolen bases allowed |
| SF Sacrifice flies allowed | SH Sacrifice hits allowed | Sho Shutouts | SO Strikeouts |
| W Wins | WP Wild pitches | | |



CUMULATIVE STATISTICS

累积技术统计表 / STATISTIQUES CUMULATIVES

As of 20 AUG 2008

NED - NETHERLANDS

BATTING AND FIELDING

| No | Player | BA | GP | AB | R | H | 2B | 3B | HR | RBI | SLG% | OB% | SO | BB | IBB | SH | SF | HP | SB | CS | Pos | GP | IP | PO | A | E | FLD% | DP |
|----|---------------------|------|----|-----|---|----|----|----|----|-----|------|------|----|----|-----|----|----|----|----|----|-----|----|------|-----|----|---|-------|----|
| 12 | ADRIANA Sharnol | .217 | 7 | 23 | 2 | 5 | 1 | - | 1 | 1 | .391 | .250 | 3 | 1 | - | - | - | - | 1 | 1 | 1B | 6 | 50.0 | 45 | 3 | - | 1.000 | 4 |
| | | | | | | | | | | | | | | | | | | | | | DH | 1 | - | - | - | - | - | - |
| 25 | BERGMAN David | .000 | 3 | - | - | - | - | - | - | - | - | - | - | - | - | - | - | - | - | - | P | 3 | 4.2 | - | - | - | - | - |
| 44 | BOYD Leon | .000 | 2 | - | - | - | - | - | - | - | - | - | - | - | - | - | - | - | - | - | P | 2 | 6.2 | - | 1 | - | 1.000 | - |
| 19 | CORDEMANS Rob | .000 | 3 | - | - | - | - | - | - | - | - | - | - | - | - | - | - | - | - | - | P | 3 | 8.0 | - | - | - | - | - |
| 14 | DRAIJER Dave | .000 | 3 | - | - | - | - | - | - | - | - | - | - | - | - | - | - | - | - | - | P | 3 | 1.2 | - | - | - | - | - |
| 8 | DUURSMA Michael | .091 | 7 | 22 | 1 | 2 | 1 | - | - | - | .136 | .167 | 7 | 1 | - | - | - | 1 | - | - | SS | 7 | 57.0 | 10 | 15 | 1 | .962 | 2 |
| 37 | ENGELHARDT Bryan | .278 | 7 | 18 | 2 | 5 | 1 | - | 2 | 2 | .667 | .381 | 6 | 3 | - | - | - | - | - | - | LF | 6 | 48.0 | 16 | - | - | 1.000 | - |
| | | | | | | | | | | | | | | | | | | | | | DH | 1 | - | - | - | - | - | - |
| 26 | ISENIA Percy | .300 | 4 | 10 | 1 | 3 | - | - | 1 | 1 | .600 | .300 | 2 | - | - | - | - | - | - | - | DH | 3 | - | - | - | - | - | - |
| | | | | | | | | | | | | | | | | | | | | | 1B | 1 | 8.0 | 3 | 1 | - | 1.000 | - |
| 21 | KINGSALE Eugene | .059 | 6 | 17 | - | 1 | - | - | - | - | .059 | .059 | 4 | - | - | - | - | - | - | - | CF | 6 | 34.0 | 12 | - | 1 | .923 | - |
| | | | | | | | | | | | | | | | | | | | | | RF | 1 | - | - | - | - | - | - |
| 18 | KLOOSTER van't Dirk | .333 | 6 | 12 | - | 4 | - | - | - | - | .333 | .385 | 5 | - | - | - | - | 1 | - | - | PH | 1 | - | - | - | - | - | - |
| | | | | | | | | | | | | | | | | | | | | | RF | 5 | 34.0 | 7 | 1 | - | 1.000 | - |
| 9 | KOOLEN Roel | .143 | 5 | 14 | - | 2 | - | - | - | - | .143 | .143 | 6 | - | - | - | - | - | - | - | 2B | 5 | 40.0 | 8 | 10 | 1 | .947 | 4 |
| 30 | LEGITO Raily | .067 | 5 | 15 | - | 1 | - | - | - | - | .067 | .125 | 4 | 1 | - | - | - | - | - | - | DH | 3 | - | - | - | - | - | - |
| | | | | | | | | | | | | | | | | | | | | | 3B | 2 | 9.0 | 1 | - | 1 | .500 | - |
| 36 | MARKWELL Diegomar | .000 | 3 | - | - | - | - | - | - | - | - | - | - | - | - | - | - | - | - | - | P | 3 | 5.2 | 1 | - | - | 1.000 | - |
| 39 | MARTIS Shairon | .000 | 2 | - | - | - | - | - | - | - | - | - | - | - | - | - | - | - | - | - | P | 2 | 10.2 | - | 1 | - | 1.000 | - |
| 29 | MEEUWIS Martijn | .500 | 2 | 2 | - | 1 | - | - | - | - | .500 | .500 | 1 | - | - | - | - | - | - | - | PH | 1 | - | - | - | - | - | - |
| | | | | | | | | | | | | | | | | | | | | | RF | 1 | 2.1 | 3 | - | - | 1.000 | - |
| 27 | ROMBLEY Danny | .188 | 6 | 16 | 1 | 3 | 1 | - | - | - | .250 | .235 | 4 | 1 | - | 1 | - | - | 1 | - | RF | 3 | 16.0 | 3 | - | - | 1.000 | - |
| | | | | | | | | | | | | | | | | | | | | | CF | 4 | 24.0 | 5 | - | 1 | .833 | - |
| | | | | | | | | | | | | | | | | | | | | | LF | 2 | 10.0 | 2 | - | - | 1.000 | - |
| 5 | SLUIJTER Jeroen | .143 | 3 | 7 | - | 1 | - | - | - | - | .143 | .143 | 3 | - | - | 1 | - | - | - | - | 2B | 3 | 17.0 | 1 | 5 | - | 1.000 | - |
| | | | | | | | | | | | | | | | | | | | | | SS | 1 | 1.0 | - | - | - | - | - |
| 38 | SMEETS Tjerk | .000 | 3 | 4 | - | - | - | - | - | - | - | - | 2 | - | - | - | - | - | - | - | C | 2 | 10.0 | 9 | - | - | 1.000 | - |
| | | | | | | | | | | | | | | | | | | | | | PH | 1 | - | - | - | - | - | - |
| 31 | SMIT Alexander | .000 | 2 | - | - | - | - | - | - | - | - | - | - | - | - | - | - | - | - | - | P | 2 | 10.2 | - | 2 | - | 1.000 | - |
| 33 | SULBARAN Juancarlos | .000 | 1 | - | - | - | - | - | - | - | - | - | - | - | - | - | - | - | - | - | P | 1 | 4.2 | - | - | - | - | - |
| 4 | WALSMA Pim | .000 | 2 | - | - | - | - | - | - | - | - | - | - | - | - | - | - | - | - | - | P | 2 | 4.0 | - | 1 | - | 1.000 | - |
| 2 | de CASTER Yurendell | .167 | 7 | 24 | 1 | 4 | 2 | - | - | 1 | .250 | .200 | 8 | 1 | - | - | - | - | - | - | 3B | 6 | 49.0 | 3 | 16 | 1 | .950 | 2 |
| | | | | | | | | | | | | | | | | | | | | | 2B | 1 | 1.0 | - | 2 | - | 1.000 | - |
| | | | | | | | | | | | | | | | | | | | | | RF | 1 | 5.2 | 2 | 1 | - | 1.000 | - |
| 24 | de JONG Sidney | .105 | 6 | 19 | 1 | 2 | - | - | 1 | 3 | .263 | .190 | 5 | 1 | - | - | - | 1 | - | - | C | 6 | 48.0 | 43 | 1 | - | 1.000 | - |
| 13 | van KAMPEN Michiel | .000 | 3 | - | - | - | - | - | - | - | - | - | - | - | - | - | - | - | - | - | P | 3 | 1.1 | - | - | - | - | - |
| | Totals: | .167 | 7 | 203 | 9 | 34 | 6 | - | 5 | 8 | .271 | .214 | 60 | 9 | - | 2 | - | 3 | 2 | 1 | | 7 | 58.0 | 174 | 60 | 6 | .975 | 4 |

GDP: DUURSMA Michael (1); KINGSALE Eugene (1); KLOOSTER van't Dirk (1); ROMBLEY Danny (1); de CASTER Yurendell (2); de JONG Sidney (1)

Note:
Team GP, DP and IP are not the sum of player participation

| Legend: | | |
|--|---------------------------------------|--------------------------------------|
| 1B First base | 2B Doubles/Second base | 3B Triples/Third base |
| AB At Bats | BA Batting average | BB Bases on balls |
| CF Center fielder | CS Caught stealing | DH Designated hitter |
| E Errors | FLD% Fielding average | GDP Grounded into double play |
| H Hits | HP Hit by pitch | HR Home runs |
| I/O Reached base on interference or obstruction | IBB Intentional bases on balls | IP Innings played |
| LF Left fielder | OB% On base percentage | P Pitcher |
| PO Put outs | Pos Fielding position | PR Pinch runner |
| RBI Runs batted In | RF Right fielder | SB Stolen bases |
| SH Sacrifice hits | SLG% Slugging percentage | SO Strike outs |
| | | A Assists |
| | | C Catcher |
| | | DP Double play |
| | | GP Games played |
| | | PH Pinch hitter |
| | | R Runs |
| | | SF Sacrifice flies |
| | | SS Shortstop |



CUMULATIVE STATISTICS

累积技术统计表 / STATISTIQUES CUMULATIVES

As of 20 AUG 2008

NED - NETHERLANDS

PITCHING

| No | Player | L/R | W | L | S | ERA | GP | GS | CG | Sho | IP | H | R | ER | HR | BB | IBB | SO | HP | SH | SF | WP | BK |
|----------------|--------------|-----|---|---|---|-------|----|----|----|-----|------|----|----|----|----|----|-----|----|----|----|----|----|----|
| 25 | BERGMAN D | R | - | 1 | 1 | 13.52 | 3 | 1 | - | - | 4.2 | 9 | 8 | 7 | - | 4 | - | 3 | 1 | - | 1 | - | - |
| 44 | BOYD L | R | 1 | - | - | 2.70 | 2 | 1 | - | - | 6.2 | 6 | 2 | 2 | - | 1 | - | 6 | 1 | - | 1 | - | - |
| 19 | CORDEMANS R | R | - | - | - | 5.63 | 3 | - | - | - | 8.0 | 13 | 7 | 5 | - | 2 | 1 | 7 | - | - | 2 | - | - |
| 14 | DRAIJER D | R | - | - | - | 5.42 | 3 | - | - | - | 1.2 | 3 | 1 | 1 | - | - | - | 1 | - | - | 1 | - | - |
| 36 | MARKWELL D | L | - | - | - | 4.77 | 3 | - | - | - | 5.2 | 8 | 3 | 3 | 1 | 4 | - | 3 | - | - | - | 1 | - |
| 39 | MARTIS S | R | - | 2 | - | 6.75 | 2 | 2 | - | - | 10.2 | 10 | 8 | 8 | 2 | 5 | - | 11 | - | - | 1 | - | - |
| 31 | SMIT A | L | - | 2 | - | 8.44 | 2 | 2 | - | - | 10.2 | 14 | 10 | 10 | 2 | 3 | - | 10 | - | - | 1 | - | 1 |
| 33 | SULBARAN J | R | - | 1 | - | 3.86 | 1 | 1 | - | - | 4.2 | 4 | 5 | 2 | - | 3 | - | 6 | 3 | - | - | 1 | - |
| 4 | WALSMA P | R | - | - | - | 13.50 | 2 | - | - | - | 4.0 | 8 | 6 | 6 | - | 1 | - | 3 | - | - | - | 3 | - |
| 13 | van KAMPEN M | R | - | - | - | 0.00 | 3 | - | - | - | 1.1 | 2 | - | - | - | 1 | - | 1 | - | - | 1 | - | - |
| Totals: | | | 1 | 6 | 1 | 6.67 | 7 | 7 | - | - | 58.0 | 77 | 50 | 43 | 5 | 24 | 1 | 51 | 5 | - | 8 | 5 | 1 |

CATCHING

| No | Player | GP | IP | PB | SB | CS |
|----------------|-----------|----|------|----|----|----|
| 38 | SMEETS T | 2 | 10.0 | - | - | 1 |
| 24 | de JONG S | 6 | 48.0 | - | 3 | - |
| Totals: | | 7 | 58.0 | - | 3 | 1 |

Note:

Team ER may not be the sum of player participation

Legend:

| | | | |
|-----------------------------------|----------------------------------|---------------------------------|---------------------------------------|
| BB Bases on balls allowed | BK Balk | CG Complete games | CS Caught stealing |
| ER Earned runs allowed | ERA Earned run average | GP Games pitched/played | GS Games started |
| H Hits allowed | HP Hit by pitch | HR Home runs allowed | IBB Intentional bases on balls |
| IP Innings pitched/played | L Losses | L/R Left or right handed | No Uniform number |
| PB Passed balls | R Runs allowed | S Saves | SB Stolen bases allowed |
| SF Sacrifice flies allowed | SH Sacrifice hits allowed | Sho Shutouts | SO Strikeouts |
| W Wins | WP Wild pitches | | |



CUMULATIVE STATISTICS

CORRECTED

累积技术统计表 / STATISTIQUES CUMULATIVES

As of 20 AUG 2008

TPE - CHINESE TAIPEI

BATTING AND FIELDING

| No | Player | BA | GP | AB | R | H | 2B | 3B | HR | RBI | SLG% | OB% | SO | BB | IBB | SH | SF | HP | SB | CS | Pos | GP | IP | PO | A | E | FLD% | DP | |
|----|-------------------|------|------|----|-----|----|----|----|----|-----|------|------|----|----|-----|----|----|----|----|----|-----|----|------|-----|----|---|-------|----|---|
| 99 | CHANG Chih-Chia | .000 | 4 | - | - | - | - | - | - | - | - | - | - | - | - | - | - | - | - | - | - | P | 4 | 6.2 | - | - | - | - | - |
| 66 | CHANG Chien-Ming | .154 | 7 | 26 | 1 | 4 | 1 | - | - | 3 | .192 | .233 | 6 | 3 | - | 2 | 1 | - | 1 | - | RF | 7 | 62.2 | 18 | - | 1 | .947 | - | |
| 52 | CHEN Chin-Feng | .143 | 4 | 14 | - | 2 | 1 | - | - | - | .214 | .250 | 5 | 2 | - | - | - | - | - | - | DH | 4 | - | - | - | - | - | - | |
| 41 | CHEN Feng-Min | .167 | 3 | 6 | - | 1 | 1 | - | - | 2 | .333 | .167 | 1 | - | - | 1 | - | - | - | - | C | 3 | 16.2 | 20 | - | - | 1.000 | - | |
| 21 | CHEN Wei-Yin | .000 | 2 | - | - | - | - | - | - | - | - | - | - | - | - | - | - | - | - | - | P | 2 | 10.1 | 2 | 3 | 1 | .833 | 1 | |
| 96 | CHENG Kai-Wen | .000 | 2 | - | - | - | - | - | - | - | - | - | - | - | - | - | - | - | - | - | P | 2 | 2.2 | - | - | - | - | - | |
| 11 | CHIANG Chih-Hsien | .290 | 7 | 31 | 4 | 9 | 2 | - | - | 4 | .355 | .313 | 2 | 1 | 1 | - | - | - | 1 | - | 2B | 7 | 66.2 | 11 | 12 | 1 | .958 | 3 | |
| 81 | HSU Wen-Hsiung | .000 | 2 | - | - | - | - | - | - | - | - | - | - | - | - | - | - | - | - | - | P | 2 | 10.0 | - | 2 | - | 1.000 | - | |
| 34 | KAO Chih-Kang | .000 | 3 | 4 | - | - | - | - | - | - | - | - | 2 | - | - | - | - | - | - | - | C | 2 | 7.1 | 9 | - | - | 1.000 | - | |
| | | | | | | | | | | | | | | | | | | | | | PH | 1 | - | - | - | - | - | - | - |
| 7 | KUO Yen-Wen | .333 | 3 | 3 | 1 | 1 | - | - | - | - | .333 | .333 | - | - | - | 1 | - | - | 1 | - | DH | 2 | - | - | - | - | - | - | - |
| | | | | | | | | | | | | | | | | | | | | | SS | 1 | 2.0 | - | 2 | - | 1.000 | 1 | - |
| 12 | LEE Chen-Chang | .000 | 2 | - | - | - | - | - | - | - | - | - | - | - | - | - | - | - | - | - | P | 2 | 9.0 | 1 | 2 | - | 1.000 | - | |
| 24 | LIN Che-Hsuan | .269 | 7 | 26 | 1 | 7 | - | - | 1 | 4 | .385 | .296 | 10 | 1 | 1 | - | - | - | 1 | 1 | CF | 7 | 62.2 | 19 | - | - | 1.000 | - | |
| 31 | LIN Chih-Sheng | .273 | 7 | 22 | 6 | 6 | 2 | - | 2 | 3 | .636 | .407 | 6 | 5 | - | 3 | - | - | - | - | SS | 7 | 64.2 | 6 | 18 | 2 | .923 | 2 | |
| 19 | LO Chia-Jen | .000 | 1 | - | - | - | - | - | - | - | - | - | - | - | - | - | - | - | - | - | P | 1 | 2.0 | - | 1 | - | 1.000 | - | |
| 28 | LO Kuo-Hui | .238 | 7 | 21 | 5 | 5 | 1 | - | 1 | 4 | .429 | .438 | 3 | 8 | 2 | - | 2 | 1 | - | 1 | LF | 7 | 62.2 | 13 | - | 1 | .929 | - | |
| | | | | | | | | | | | | | | | | | | | | | CF | 1 | 4.0 | 1 | - | - | 1.000 | - | - |
| 36 | NI Fu-Te | .000 | 4 | - | - | - | - | - | - | - | - | - | - | - | - | - | - | - | - | - | P | 4 | 11.0 | - | 4 | - | 1.000 | - | |
| 55 | PAN Wu-Hsiung | .000 | 6 | 19 | 2 | - | - | - | - | - | .050 | .050 | 6 | 1 | - | - | - | - | - | - | PH | 1 | - | - | - | - | - | - | - |
| | | | | | | | | | | | | | | | | | | | | | C | 1 | - | - | - | - | - | - | - |
| | | | | | | | | | | | | | | | | | | | | | DH | 3 | - | - | - | - | - | - | - |
| | | | | | | | | | | | | | | | | | | | | | LF | 1 | 4.0 | - | - | - | - | - | - |
| | | | | | | | | | | | | | | | | | | | | | RF | 1 | 4.0 | - | - | - | - | - | - |
| 18 | PAN Wei-Lun | .000 | 2 | - | - | - | - | - | - | - | - | - | - | - | - | - | - | - | - | - | P | 2 | 9.2 | - | - | - | - | - | - |
| 23 | PENG Cheng-Min | .310 | 7 | 29 | 5 | 9 | 3 | - | - | 2 | .414 | .394 | 4 | 4 | 1 | - | - | - | 1 | - | 1B | 7 | 66.2 | 50 | 5 | - | 1.000 | 4 | |
| 6 | SHIH Chih-Wei | .208 | 7 | 24 | 2 | 5 | 2 | - | - | 2 | .292 | .345 | 2 | 5 | - | - | - | - | - | - | 3B | 7 | 66.2 | 7 | 11 | - | 1.000 | 1 | |
| 17 | TSAO Chin-Hui | .000 | 4 | - | - | - | - | - | - | - | - | - | - | - | - | - | - | - | - | - | P | 3 | 1.2 | - | - | - | - | - | - |
| 46 | YANG Chien-Fu | .000 | 2 | - | - | - | - | - | - | - | - | - | - | - | - | - | - | - | - | - | P | 2 | 3.2 | - | 3 | - | 1.000 | - | |
| 27 | YEH Chun-Chang | .308 | 6 | 13 | 2 | 4 | - | - | - | 4 | .308 | .286 | 3 | - | - | 2 | 1 | - | - | - | C | 6 | 42.2 | 43 | - | - | 1.000 | - | |
| | Totals: | | .223 | 7 | 238 | 29 | 53 | 13 | - | 4 | .328 | .308 | 50 | 30 | 5 | 9 | 4 | 1 | 5 | 2 | | 7 | 66.2 | 200 | 63 | 6 | .978 | 5 | |

GDP: CHIANG Chih-Hsien (1); KUO Yen-Wen (1); LO Kuo-Hui (1); SHIH Chih-Wei (1)

Note:
Team GP, DP and IP are not the sum of player participation

| Legend: | | |
|------------|---|---------------------------------------|
| 1B | First base | 2B Doubles/Second base |
| AB | At Bats | BA Batting average |
| CF | Center fielder | CS Caught stealing |
| E | Errors | FLD% Fielding average |
| H | Hits | HP Hit by pitch |
| I/O | Reached base on interference or obstruction | IBB Intentional bases on balls |
| LF | Left fielder | OB% On base percentage |
| PO | Put outs | P Pitcher |
| RBI | Runs batted In | PR Pinch runner |
| SH | Sacrifice hits | RF Right fielder |
| | | SB Stolen bases |
| | | SLG% Slugging percentage |
| | | SO Strike outs |
| | | A Assists |
| | | C Catcher |
| | | DH Designated hitter |
| | | DP Double play |
| | | GP Games played |
| | | IP Innings played |
| | | PH Pinch hitter |
| | | R Runs |
| | | SF Sacrifice flies |
| | | SS Shortstop |



CUMULATIVE STATISTICS

CORRECTED

累积技术统计表 / STATISTIQUES CUMULATIVES

As of 20 AUG 2008

TPE - CHINESE TAIPEI

PITCHING

| No | Player | L/R | W | L | S | ERA | GP | GS | CG | Sho | IP | H | R | ER | HR | BB | IBB | SO | HP | SH | SF | WP | BK |
|----------------|----------|-----|---|---|---|-------|----|----|----|-----|------|----|----|----|----|----|-----|----|----|----|----|----|----|
| 99 | CHANG CC | R | - | - | 1 | 0.00 | 4 | - | - | - | 6.2 | 8 | - | - | - | 1 | - | 8 | 1 | - | - | - | - |
| 21 | CHEN WY | L | 1 | - | - | 2.61 | 2 | 2 | - | - | 10.1 | 10 | 4 | 3 | - | - | - | 8 | - | 2 | - | - | - |
| 96 | CHENG KW | R | - | - | - | 6.77 | 2 | - | - | - | 2.2 | 3 | 2 | 2 | - | 2 | - | 1 | 2 | - | - | - | - |
| 81 | HSU WH | R | - | 1 | - | 3.60 | 2 | 2 | - | - | 10.0 | 10 | 4 | 4 | 2 | 5 | - | 10 | - | - | - | - | - |
| 12 | LEE CC | R | - | 1 | - | 2.00 | 2 | 1 | - | - | 9.0 | 6 | 2 | 2 | 1 | 2 | - | 11 | - | 1 | - | - | - |
| 19 | LO CJ | R | - | - | - | 4.50 | 1 | - | - | - | 2.0 | 3 | 1 | 1 | - | 1 | 1 | 3 | - | - | - | 1 | - |
| 36 | NI FT | L | 1 | 2 | - | 4.09 | 4 | - | - | - | 11.0 | 10 | 5 | 5 | - | 4 | 1 | 11 | - | 1 | - | - | - |
| 18 | PAN WL | R | - | - | - | 0.93 | 2 | 1 | - | - | 9.2 | 6 | 1 | 1 | 1 | 2 | - | 10 | - | - | - | - | - |
| 17 | TSAO CH | R | - | - | - | 10.84 | 3 | - | - | - | 1.2 | 1 | 2 | 2 | - | 2 | - | 2 | - | - | - | - | - |
| 46 | YANG CF | R | - | 1 | - | 14.75 | 2 | 1 | - | - | 3.2 | 8 | 12 | 6 | 1 | 3 | - | 2 | - | 1 | - | - | - |
| Totals: | | | 2 | 5 | 1 | 3.51 | 7 | 7 | - | - | 66.2 | 65 | 33 | 26 | 5 | 22 | 2 | 66 | 3 | 5 | - | 1 | - |

CATCHING

| No | Player | GP | IP | PB | SB | CS |
|----------------|---------|----|------|----|----|----|
| 41 | CHEN FM | 3 | 16.2 | - | 2 | - |
| 34 | KAO CK | 2 | 7.1 | - | 2 | - |
| 55 | PAN WH | 1 | - | - | - | - |
| 27 | YEH CC | 6 | 42.2 | - | 3 | 1 |
| Totals: | | 7 | 66.2 | - | 7 | 1 |

Note:

Team ER may not be the sum of player participation

Legend:

| | | | |
|-----------------------------------|----------------------------------|---------------------------------|---------------------------------------|
| BB Bases on balls allowed | BK Balk | CG Complete games | CS Caught stealing |
| ER Earned runs allowed | ERA Earned run average | GP Games pitched/played | GS Games started |
| H Hits allowed | HP Hit by pitch | HR Home runs allowed | IBB Intentional bases on balls |
| IP Innings pitched/played | L Losses | L/R Left or right handed | No Uniform number |
| PB Passed balls | R Runs allowed | S Saves | SB Stolen bases allowed |
| SF Sacrifice flies allowed | SH Sacrifice hits allowed | Sho Shutouts | SO Strikeouts |
| W Wins | WP Wild pitches | | |

Number 99 pitcher save.

BBM400007_C84 7.1

Report Created WED 20 AUG 2008 22:37

Page 2/2



CUMULATIVE STATISTICS

累积技术统计表 / STATISTIQUES CUMULATIVES

As of 23 AUG 2008

USA - UNITED STATES of AMERICA

BATTING AND FIELDING

| No | Player | BA | GP | AB | R | H | 2B | 3B | HR | RBI | SLG% | OB% | SO | BB | IBB | SH | SF | HP | SB | CS | Pos | GP | IP | PO | A | E | FLD% | DP | |
|----|-------------------|------|----|-----|----|----|----|----|----|-----|------|------|----|----|-----|----|----|----|----|----|-----|----|----|------|-----|-----|------|-------|---|
| 40 | ANDERSON Brett | .000 | 2 | - | - | - | - | - | - | - | - | - | - | - | - | - | - | - | - | - | - | P | 2 | 12.2 | - | 3 | - | 1.000 | 1 |
| 34 | ARRIETA Jake | .000 | 1 | - | - | - | - | - | - | - | - | - | - | - | - | - | - | - | - | - | - | P | 1 | 6.0 | 1 | - | - | 1.000 | - |
| 18 | BARDEN Brian | .265 | 9 | 34 | 8 | 9 | 3 | - | 1 | 5 | .441 | .342 | 9 | 4 | - | 1 | - | - | - | 1 | - | SS | 1 | 8.2 | 2 | 2 | - | 1.000 | - |
| | | | | | | | | | | | | | | | | | | | | | | 2B | 6 | 54.0 | 11 | 22 | 2 | .943 | 2 |
| | | | | | | | | | | | | | | | | | | | | | | PH | 1 | - | - | - | - | - | - |
| | | | | | | | | | | | | | | | | | | | | | | DH | 1 | - | - | - | - | - | - |
| 17 | BROWN Matt | .281 | 9 | 32 | 4 | 9 | 3 | - | 2 | 10 | .563 | .390 | 8 | 6 | 1 | - | 2 | 1 | 2 | - | - | 1B | 2 | 17.2 | 25 | 1 | 1 | .963 | 1 |
| | | | | | | | | | | | | | | | | | | | | | | 3B | 5 | 46.0 | 5 | 13 | - | 1.000 | 1 |
| | | | | | | | | | | | | | | | | | | | | | | DH | 2 | - | - | - | - | - | - |
| 30 | CAHILL Trevor | .000 | 2 | - | - | - | - | - | - | - | - | - | - | - | - | - | - | - | - | - | - | P | 2 | 8.0 | - | 4 | - | 1.000 | - |
| 47 | CUMMINGS Jeremy | .000 | 2 | - | - | - | - | - | - | - | - | - | - | - | - | - | - | - | - | - | - | P | 2 | 5.0 | 1 | - | - | 1.000 | - |
| 2 | DONALD Jason | .381 | 8 | 21 | 4 | 8 | 1 | - | 1 | 5 | .571 | .536 | 3 | 5 | - | 3 | - | 2 | 1 | 1 | - | SS | 8 | 74.0 | 6 | 27 | 1 | .971 | 6 |
| 45 | DUENSING Brian | .000 | 4 | - | - | - | - | - | - | - | - | - | - | - | - | - | - | - | - | - | - | P | 4 | 7.2 | - | - | - | - | - |
| 24 | FOWLER Dexter | .250 | 9 | 28 | 5 | 7 | 3 | 1 | - | 2 | .429 | .300 | 4 | 2 | - | - | - | - | - | - | - | PR | 1 | - | - | - | - | - | - |
| | | | | | | | | | | | | | | | | | | | | | | CF | 9 | 67.2 | 13 | - | - | 1.000 | - |
| 7 | GALL John | .242 | 8 | 33 | 5 | 8 | 4 | - | 1 | 5 | .455 | .286 | 7 | 2 | - | - | - | - | - | - | - | LF | 5 | 45.0 | 3 | - | - | 1.000 | - |
| | | | | | | | | | | | | | | | | | | | | | | DH | 3 | - | - | - | - | - | - |
| 10 | HESSMAN Mike | .091 | 5 | 22 | 2 | 2 | - | - | 1 | 1 | .227 | .091 | 11 | - | - | - | - | - | - | - | - | 3B | 4 | 36.2 | - | 9 | 1 | .900 | - |
| | | | | | | | | | | | | | | | | | | | | | | DH | 1 | - | - | - | - | - | - |
| 39 | JEPSEN Kevin | .000 | 4 | - | - | - | - | - | - | - | - | - | - | - | - | - | - | - | - | - | - | P | 4 | 5.2 | - | - | - | - | - |
| 15 | KNIGHT Brandon | .000 | 2 | - | - | - | - | - | - | - | - | - | - | - | - | - | - | - | - | - | - | P | 2 | 10.2 | 1 | 4 | - | 1.000 | - |
| 21 | KOPLOVE Michael | .000 | 4 | - | - | - | - | - | - | - | - | - | - | - | - | - | - | - | - | - | - | P | 4 | 5.1 | - | 3 | - | 1.000 | - |
| 44 | LAPORTA Matt | .158 | 6 | 19 | 3 | 3 | - | - | 2 | 4 | .474 | .333 | 8 | 3 | - | - | - | - | - | 2 | - | RF | 2 | 15.0 | 5 | - | - | 1.000 | - |
| | | | | | | | | | | | | | | | | | | | | | | LF | 5 | 37.2 | 2 | - | - | 1.000 | - |
| 6 | MARSON Lou | .308 | 5 | 13 | 3 | 4 | - | - | - | - | .308 | .438 | 3 | 3 | - | - | - | - | - | - | - | C | 5 | 34.2 | 36 | 2 | - | 1.000 | - |
| 49 | NEAL Blaine | .000 | 3 | - | - | - | - | - | - | - | - | - | - | - | - | - | - | - | - | - | - | P | 3 | 3.2 | 1 | 2 | - | 1.000 | - |
| 3 | NIX Jayson | .214 | 3 | 14 | 3 | 3 | 1 | - | 1 | 1 | .500 | .267 | 4 | 1 | - | - | - | - | - | - | - | 2B | 3 | 28.2 | 4 | 16 | - | 1.000 | 4 |
| 14 | SCHIERHOLTZ Nate | .216 | 9 | 37 | 7 | 8 | 4 | - | 1 | 6 | .405 | .275 | 9 | 2 | - | - | - | 1 | - | - | - | CF | 2 | 15.0 | 2 | - | - | 1.000 | - |
| | | | | | | | | | | | | | | | | | | | | | | RF | 9 | 67.2 | 8 | 1 | - | 1.000 | - |
| 37 | STEVENS Jeff | .000 | 4 | - | - | - | - | - | - | - | - | - | - | - | - | - | - | - | - | - | - | P | 4 | 4.0 | - | - | 1 | - | - |
| 29 | STRASBURG Stephen | .000 | 2 | - | - | - | - | - | - | - | - | - | - | - | - | - | - | - | - | - | - | P | 2 | 11.0 | 2 | 1 | - | 1.000 | - |
| 19 | TEAGARDEN Taylor | .188 | 5 | 16 | 2 | 3 | 2 | - | - | 4 | .313 | .381 | 8 | 4 | - | - | - | 1 | - | - | - | C | 5 | 48.0 | 40 | 6 | - | 1.000 | - |
| 26 | TIFFEE Terry | .324 | 9 | 37 | 4 | 12 | 6 | - | - | 5 | .486 | .341 | 6 | 2 | - | - | 2 | - | - | - | - | DH | 2 | - | - | - | - | - | - |
| | | | | | | | | | | | | | | | | | | | | | | 1B | 7 | 65.0 | 80 | 4 | - | 1.000 | 6 |
| 35 | WEATHERS Casey | .000 | 3 | - | - | - | - | - | - | - | - | - | - | - | - | - | - | - | - | - | - | P | 3 | 3.0 | - | 1 | - | 1.000 | - |
| | Totals: | .248 | 9 | 306 | 50 | 76 | 27 | 1 | 10 | 48 | .441 | .333 | 80 | 34 | 1 | 4 | 4 | 7 | 4 | 2 | - | - | 9 | 82.2 | 248 | 121 | 6 | .984 | 7 |

GDP: BROWN Matt (1); GALL John (1); HESSMAN Mike (1); MARSON Lou (1); TIFFEE Terry (1)

Note:
Team GP, DP and IP are not the sum of player participation

| Legend: | | |
|------------|---|---------------------------------------|
| 1B | First base | 2B Doubles/Second base |
| AB | At Bats | BA Batting average |
| CF | Center fielder | CS Caught stealing |
| E | Errors | FLD% Fielding average |
| H | Hits | HP Hit by pitch |
| I/O | Reached base on interference or obstruction | IBB Intentional bases on balls |
| LF | Left fielder | OB% On base percentage |
| PO | Put outs | Pos Fielding position |
| RBI | Runs batted In | RF Right fielder |
| SH | Sacrifice hits | SLG% Slugging percentage |
| | | 3B Triples/Third base |
| | | BB Bases on balls |
| | | DH Designated hitter |
| | | GDP Grounded into double play |
| | | HR Home runs |
| | | P Pitcher |
| | | PR Pinch runner |
| | | SB Stolen bases |
| | | SO Strike outs |
| | | A Assists |
| | | C Catcher |
| | | DP Double play |
| | | GP Games played |
| | | IP Innings played |
| | | PH Pinch hitter |
| | | R Runs |
| | | SF Sacrifice flies |
| | | SS Shortstop |



CUMULATIVE STATISTICS

累积技术统计表 / STATISTIQUES CUMULATIVES

As of 23 AUG 2008

USA - UNITED STATES of AMERICA

PITCHING

| No | Player | L/R | W | L | S | ERA | GP | GS | CG | Sho | IP | H | R | ER | HR | BB | IBB | SO | HP | SH | SF | WP | BK |
|----------------|-------------|-----|---|---|---|------|----|----|----|-----|------|----|----|----|----|----|-----|----|----|----|----|----|----|
| 40 | ANDERSON B | L | 1 | - | - | 4.98 | 2 | 2 | - | - | 12.2 | 13 | 8 | 7 | 2 | 3 | - | 10 | - | 1 | - | 1 | - |
| 34 | ARRIETA J | R | 1 | - | - | 0.00 | 1 | 1 | - | - | 6.0 | 2 | - | - | - | 2 | - | 7 | 2 | - | - | - | - |
| 30 | CAHILL T | R | - | - | - | 2.25 | 2 | 2 | - | - | 8.0 | 6 | 2 | 2 | - | 5 | - | 5 | 1 | 1 | - | 1 | - |
| 47 | CUMMINGS J | R | - | - | - | 1.80 | 2 | - | - | - | 5.0 | 3 | 1 | 1 | 1 | - | - | 2 | - | - | - | - | - |
| 45 | DUENSING B | L | 1 | - | - | 1.17 | 4 | - | - | - | 7.2 | 3 | 1 | 1 | 1 | 2 | - | 5 | 1 | - | - | - | - |
| 39 | JEPSEN K | R | - | - | 1 | 0.00 | 4 | - | - | - | 5.2 | 3 | - | - | - | 2 | - | 5 | - | - | - | 1 | - |
| 15 | KNIGHT B | R | 1 | - | - | 6.75 | 2 | 2 | - | - | 10.2 | 13 | 8 | 8 | 2 | 4 | - | 7 | - | 1 | - | 1 | - |
| 21 | KOPLOVE M | R | - | - | - | 0.00 | 4 | - | - | - | 5.1 | - | - | - | - | 1 | - | 6 | - | - | - | - | - |
| 49 | NEAL B | R | - | - | - | 7.38 | 3 | - | - | - | 3.2 | 5 | 4 | 3 | 2 | - | - | 2 | - | - | - | - | - |
| 37 | STEVENS J | R | 1 | 2 | - | 9.00 | 4 | - | - | - | 4.0 | 6 | 7 | 4 | 1 | 1 | - | 2 | - | 1 | 1 | - | - |
| 29 | STRASBURG S | R | 1 | 1 | - | 1.64 | 2 | 2 | - | - | 11.0 | 7 | 3 | 2 | 1 | 1 | - | 16 | - | - | - | - | - |
| 35 | WEATHERS C | R | - | - | 1 | 0.00 | 3 | - | - | - | 3.0 | 3 | 2 | - | - | 1 | - | 5 | - | - | - | 1 | - |
| Totals: | | | 6 | 3 | 2 | 3.05 | 9 | 9 | - | - | 82.2 | 64 | 36 | 28 | 10 | 22 | - | 72 | 4 | 4 | 1 | 5 | - |

CATCHING

| No | Player | GP | IP | PB | SB | CS |
|----------------|-------------|----|------|----|----|----|
| 6 | MARSON L | 5 | 34.2 | - | 1 | 2 |
| 19 | TEAGARDEN T | 5 | 48.0 | - | 1 | 3 |
| Totals: | | 9 | 82.2 | - | 2 | 5 |

Note:

Team ER may not be the sum of player participation

Legend:

| | | | |
|-----------------------------------|----------------------------------|---------------------------------|---------------------------------------|
| BB Bases on balls allowed | BK Balk | CG Complete games | CS Caught stealing |
| ER Earned runs allowed | ERA Earned run average | GP Games pitched/played | GS Games started |
| H Hits allowed | HP Hit by pitch | HR Home runs allowed | IBB Intentional bases on balls |
| IP Innings pitched/played | L Losses | L/R Left or right handed | No Uniform number |
| PB Passed balls | R Runs allowed | S Saves | SB Stolen bases allowed |
| SF Sacrifice flies allowed | SH Sacrifice hits allowed | Sho Shutouts | SO Strikeouts |
| W Wins | WP Wild pitches | | |



BEST OFFENSIVE PLAYERS As of 20 AUG 2008

最佳进攻队员统计表 / MEILLEURS JOUEURS OFFENSIFS

INCLUDING COMPLETED GAMES 28

BATTING AVERAGE LEADERS

(Minimum 2.7 Plate Appearances per Game played by Team)

| Rk | Player | Team | GP | PA | AB | H | BA |
|----|-------------------|------|----|----|----|----|------|
| 1 | BELL Alexei | CUB | 7 | 28 | 25 | 13 | .520 |
| 2 | LEE Yongkyu | KOR | 7 | 24 | 20 | 9 | .450 |
| 3 | NISHIOKA Tsuyoshi | JPN | 6 | 19 | 16 | 7 | .438 |
| 4 | LEE Daeho | KOR | 7 | 27 | 21 | 9 | .429 |
| 5 | KIM Hyunsoo | KOR | 6 | 20 | 19 | 8 | .421 |
| 6 | WEGLARZ Nick | CAN | 7 | 29 | 25 | 10 | .400 |
| 7 | TIFFEE Terry | USA | 7 | 32 | 28 | 11 | .393 |
| 8 | HOU Fenglian | CHN | 7 | 29 | 21 | 8 | .381 |
| 9 | LEE Jongwook | KOR | 7 | 30 | 27 | 10 | .370 |
| 10 | NAKAJIMA Hiroyuki | JPN | 7 | 25 | 19 | 7 | .368 |

SLUGGING PERCENTAGE LEADERS

| Rk | Player | Team | GP | PA | AB | TB | Slg% |
|----|-------------------|------|----|----|----|----|------|
| 1 | BELL Alexei | CUB | 7 | 28 | 25 | 24 | .960 |
| 2 | LEE Daeho | KOR | 7 | 27 | 21 | 19 | .905 |
| 3 | WEGLARZ Nick | CAN | 7 | 29 | 25 | 18 | .720 |
| 4 | NISHIOKA Tsuyoshi | JPN | 6 | 19 | 16 | 11 | .688 |
| 5 | DESPAIGNE Alfredo | CUB | 7 | 28 | 27 | 18 | .667 |
| 6 | ENGELHARDT Bryan | NED | 7 | 21 | 18 | 12 | .667 |
| 7 | LIN Chih-Sheng | TPE | 7 | 30 | 22 | 14 | .636 |
| 8 | CEPEDA Frederick | CUB | 7 | 30 | 19 | 12 | .632 |
| 9 | TIFFEE Terry | USA | 7 | 32 | 28 | 17 | .607 |
| 10 | ARAI Takahiro | JPN | 7 | 30 | 27 | 16 | .593 |

HOME RUN LEADERS

| Rk | Player | Team | HR |
|----|-------------------|------|----|
| 1 | LEE Daeho | KOR | 3 |
| 2 | ENGELHARDT Bryan | NED | 2 |
| 3 | LIN Chih-Sheng | TPE | 2 |
| 4 | WEGLARZ Nick | CAN | 2 |
| 5 | DESPAIGNE Alfredo | CUB | 2 |
| 6 | SAUNDERS Michael | CAN | 2 |
| 7 | YANG Yang | CHN | 1 |
| 8 | ISENIA Percy | NED | 1 |
| 8 | NIX Jayson | USA | 1 |
| 10 | LAPORTA Matt | USA | 1 |

RUNS BATTED IN LEADERS

| Rk | Player | Team | RBI |
|----|-------------------|------|-----|
| 1 | DESPAIGNE Alfredo | CUB | 11 |
| 2 | LEE Daeho | KOR | 10 |
| 3 | ENRIQUEZ Michel | CUB | 7 |
| 4 | BELL Alexei | CUB | 6 |
| 4 | BROWN Matt | USA | 6 |
| 6 | ARAI Takahiro | JPN | 6 |
| 7 | INABA Atsunori | JPN | 6 |
| 8 | DUVERGEL Giorbis | CUB | 6 |
| 8 | SCHIERHOLTZ Nate | USA | 6 |
| 10 | KO Youngmin | KOR | 5 |

RUNS SCORED LEADERS

| Rk | Player | Team | R |
|----|------------------|------|---|
| 1 | CEPEDA Frederick | CUB | 9 |
| 2 | BELL Alexei | CUB | 8 |
| 3 | LIN Chih-Sheng | TPE | 6 |
| 4 | BARDEN Brian | USA | 6 |
| 5 | ENRIQUEZ Michel | CUB | 6 |
| 6 | SCHIERHOLTZ Nate | USA | 6 |
| 7 | KO Youngmin | KOR | 5 |
| 8 | PARET Eduardo | CUB | 5 |
| 9 | LEE Yongkyu | KOR | 5 |

There are 3 players tied with 5

STOLEN BASE LEADERS

| Rk | Player | Team | SB |
|----|-------------------|------|----|
| 1 | ARAKI Masahiro | JPN | 2 |
| 1 | DUVERGEL Giorbis | CUB | 2 |
| 1 | KIM Hyunsoo | KOR | 2 |
| 1 | NISHIOKA Tsuyoshi | JPN | 2 |
| 1 | PARET Eduardo | CUB | 2 |
| 6 | LEE Jongwook | KOR | 2 |
| 6 | SUN Lingfeng | CHN | 2 |

There are 16 players tied with 1

Note: Determination of rankings:

- Batting average:** Batting average (descending), Slugging percentage (descending), At bats (descending)
- Slugging percentage:** Slugging percentage (descending), At bats (descending)
- Home runs:** Home runs (descending), At bats (ascending)
- Runs batted in:** Runs batted in (descending), At bats (ascending)
- Runs scored:** Runs scored (descending), At bats (ascending)
- Stolen bases:** Stolen bases (descending), Stolen base percentage(descending)

Legend:

| | | | | | |
|-------------------|---------------------------|---------------------------|------------------------|---------------------------------|-------------------------------|
| AB At bats | BA Batting average | GP Games Played | H Hits | HR Home runs | PA Plate appearances |
| R Runs | Rk Rank | RBI Runs batted in | SB Stolen bases | Slg% Slugging percentage | TB Total bases on hits |



BEST FIELDERS As of 20 AUG 2008

最佳防守队员统计表 / MEILLEURS JOUEURS DEFENSIF

INCLUDING COMPLETED GAMES 28

PITCHER

(Minimum innings pitched equals to games played by team)

| Rk | Player | Team | GP | IP | PO | A | E | DP | FLD% |
|----|----------------|------|----|------|----|---|---|----|-------|
| 1 | KNIGHT Brandon | USA | 2 | 10.2 | 1 | 4 | - | - | 1.000 |
| 1 | RYU Hyunjin | KOR | 1 | 9.0 | - | 5 | - | - | 1.000 |
| 1 | WAKUI Hideaki | JPN | 2 | 13.0 | 2 | 3 | - | - | 1.000 |

There are 4 players tied with 1.000

CATCHER

(Minimum 1/2 of games played by team)

| Rk | Player | Team | GP | IP | PO | A | E | DP | FLD% |
|----|------------------|------|----|------|----|---|---|----|-------|
| 1 | de JONG Sidney | NED | 6 | 48.0 | 43 | 1 | - | - | 1.000 |
| 2 | YEH Chun-Chang | TPE | 6 | 42.2 | 43 | - | - | - | 1.000 |
| 3 | KANG Minho | KOR | 4 | 36.0 | 33 | 4 | - | 1 | 1.000 |
| 4 | TEAGARDEN Taylor | USA | 4 | 39.0 | 32 | 4 | - | - | 1.000 |
| 5 | ROBINSON Chris | CAN | 5 | 38.0 | 29 | 4 | - | - | 1.000 |

FIRST BASEMAN

(Minimum 2/3 of games played by team)

| Rk | Player | Team | GP | IP | PO | A | E | DP | FLD% |
|----|------------------|------|----|------|----|---|---|----|-------|
| 1 | ARAI Takahiro | JPN | 7 | 62.0 | 61 | 5 | - | 5 | 1.000 |
| 2 | TIFFEE Terry | USA | 5 | 48.0 | 61 | 2 | - | 3 | 1.000 |
| 3 | PENG Cheng-Min | TPE | 7 | 66.2 | 50 | 5 | - | 4 | 1.000 |
| 4 | ADRIANA Sharnol | NED | 6 | 50.0 | 45 | 3 | - | 4 | 1.000 |
| 4 | MAYETA Alexander | CUB | 6 | 51.0 | 47 | 1 | - | 8 | 1.000 |

SHORTSTOP

(Minimum 2/3 of games played by team)

| Rk | Player | Team | GP | IP | PO | A | E | DP | FLD% |
|----|-------------------|------|----|------|----|----|---|----|-------|
| 1 | PARET Eduardo | CUB | 7 | 54.0 | 10 | 11 | - | 4 | 1.000 |
| 2 | NAKAJIMA Hiroyuki | JPN | 7 | 51.0 | 6 | 14 | - | 3 | 1.000 |
| 3 | ZHANG Yufeng | CHN | 7 | 58.0 | 18 | 18 | 1 | 3 | .973 |
| 4 | DUURSMAN Michael | NED | 7 | 57.0 | 10 | 15 | 1 | 2 | .962 |
| 5 | DONALD Jason | USA | 6 | 57.0 | 4 | 18 | 1 | 3 | .957 |

SECOND BASEMAN

(Minimum 2/3 of games played by team)

| Rk | Player | Team | GP | IP | PO | A | E | DP | FLD% |
|----|-------------------|------|----|------|----|----|---|----|-------|
| 1 | LI Lei | CHN | 7 | 59.0 | 22 | 21 | - | 6 | 1.000 |
| 2 | KO Youngmin | KOR | 5 | 38.0 | 11 | 12 | - | 2 | 1.000 |
| 3 | ARAKI Masahiro | JPN | 5 | 39.0 | 8 | 12 | - | 2 | 1.000 |
| 4 | CLAPP Stubby | CAN | 7 | 63.0 | 15 | 29 | 1 | 6 | .978 |
| 5 | GOURRIEL Yuliesky | CUB | 7 | 57.0 | 19 | 21 | 1 | 4 | .976 |

LEFT FIELDER

(Minimum 2/3 of games played by team)

| Rk | Player | Team | GP | IP | PO | A | E | DP | FLD% |
|----|------------------|------|----|------|----|---|---|----|-------|
| 1 | ENGELHARDT Bryan | NED | 6 | 48.0 | 16 | - | - | - | 1.000 |
| 2 | ZHANG Hongbo | CHN | 6 | 40.0 | 12 | - | - | - | 1.000 |
| 3 | WEGLARZ Nick | CAN | 6 | 52.0 | 11 | - | - | - | 1.000 |
| 4 | CEPEDA Frederick | CUB | 7 | 61.0 | 8 | 1 | - | - | 1.000 |
| 5 | LO Kuo-Hui | TPE | 7 | 62.2 | 13 | - | 1 | - | .929 |

THIRD BASEMAN

(Minimum 2/3 of games played by team)

| Rk | Player | Team | GP | IP | PO | A | E | DP | FLD% |
|----|---------------------|------|----|------|----|----|---|----|-------|
| 1 | ENRIQUEZ Michel | CUB | 7 | 57.0 | 8 | 13 | - | 2 | 1.000 |
| 2 | SHIH Chih-Wei | TPE | 7 | 66.2 | 7 | 11 | - | 1 | 1.000 |
| 3 | de CASTER Yurendell | NED | 6 | 49.0 | 3 | 16 | 1 | 2 | .950 |
| 4 | ROGELSTAD Matt | CAN | 7 | 57.0 | 3 | 8 | 1 | 1 | .917 |
| 5 | MURATA Shuichi | JPN | 6 | 46.0 | 1 | 7 | 1 | - | .889 |

CENTER FIELDER

(Minimum 2/3 of games played by team)

| Rk | Player | Team | GP | IP | PO | A | E | DP | FLD% |
|----|------------------|------|----|------|----|---|---|----|-------|
| 1 | LIN Che-Hsuan | TPE | 7 | 62.2 | 19 | - | - | - | 1.000 |
| 2 | SUN Lingfeng | CHN | 7 | 57.0 | 15 | 1 | - | - | 1.000 |
| 3 | LEE Jongwook | KOR | 7 | 51.0 | 13 | 1 | - | 1 | 1.000 |
| 4 | DUVERGEL Giorbis | CUB | 7 | 61.0 | 13 | - | - | - | 1.000 |

There are 2 players tied with 1.000

RIGHT FIELDER

(Minimum 2/3 of games played by team)

| Rk | Player | Team | GP | IP | PO | A | E | DP | FLD% |
|----|---------------------|------|----|------|----|---|---|----|-------|
| 1 | SAUNDERS Michael | CAN | 7 | 56.0 | 13 | - | - | - | 1.000 |
| 2 | INABA Atsunori | JPN | 7 | 62.0 | 7 | 1 | - | 1 | 1.000 |
| 2 | KLOOSTER van't Dirk | NED | 5 | 34.0 | 7 | 1 | - | - | 1.000 |
| 4 | SCHIERHOLTZ Nate | USA | 7 | 50.2 | 5 | 1 | - | - | 1.000 |
| 5 | CHANG Chien-Ming | TPE | 7 | 62.2 | 18 | - | 1 | - | .947 |

Note:

Players are ranked according to fielding average (descending), then total opportunities (sum of putouts, assists and errors) (descending), then alphabetically.

Legend:

A Assists DP Double plays E Errors FLD% Fielding percentage
GP Games played IP Innings pitched/played PO Putouts Rk Rank



BEST PITCHERS As of 22 AUG 2008

CORRECTED

最佳投手统计表 / MEILLEURS LANCEURS

INCLUDING COMPLETED GAMES 28

EARNED RUN AVERAGE LEADERS

(Minimum of 0.8 innings pitched for each games played by team)

| Rank | Player | Team | L/R | BF | IP | H | R | ER | ERA |
|------|-------------------|------|-----|----|------|---|---|----|------|
| 1 | JANG Wonsam | KOR | L | 44 | 12.1 | 6 | - | - | 0.00 |
| 2 | NARUSE Yoshihisa | JPN | L | 31 | 9.0 | 3 | - | - | 0.00 |
| 2 | RYU Hyunjin | KOR | L | 35 | 9.0 | 5 | - | - | 0.00 |
| 2 | SANCHEZ Elier | CUB | L | 32 | 9.0 | 3 | - | - | 0.00 |
| 5 | STRASBURG Stephen | USA | R | 23 | 7.0 | 1 | - | - | 0.00 |
| 5 | SUGIUCHI Toshiya | JPN | L | 24 | 7.0 | 4 | - | - | 0.00 |
| 5 | TANAKA Masahiro | JPN | R | 27 | 7.0 | 3 | - | - | 0.00 |
| 8 | CHANG Chih-Chia | TPE | R | 29 | 6.2 | 8 | - | - | 0.00 |
| 9 | ARRIETA Jake | USA | R | 23 | 6.0 | 2 | - | - | 0.00 |
| 9 | GREEN Steve | CAN | R | 23 | 6.0 | 2 | - | - | 0.00 |

WIN/LOSS LEADERS

| Rank | Player | Team | L/R | GP | IP | W | L | W/L% |
|------|-----------------|------|-----|----|------|---|---|-------|
| 1 | WAKUI Hideaki | JPN | R | 2 | 13.0 | 2 | - | 1.000 |
| 2 | YOON Suk Min | KOR | R | 4 | 6.2 | 2 | - | 1.000 |
| 3 | MARTINEZ Jonder | CUB | R | 2 | 6.0 | 2 | - | 1.000 |
| 4 | JANG Wonsam | KOR | L | 2 | 12.1 | 1 | - | 1.000 |
| 4 | SONG Seungjun | KOR | R | 2 | 12.1 | 1 | - | 1.000 |
| 6 | KNIGHT Brandon | USA | R | 2 | 10.2 | 1 | - | 1.000 |
| 7 | CHEN Wei-Yin | TPE | L | 2 | 10.1 | 1 | - | 1.000 |
| 7 | LAZO Pedro Luis | CUB | R | 3 | 10.1 | 1 | - | 1.000 |

There are 3 pitchers tied with 1.000

STRIKEOUT LEADERS

| Rank | Player | Team | L/R | SO |
|------|-------------------|------|-----|----|
| 1 | BEGG Chris | CAN | R | 14 |
| 2 | NARUSE Yoshihisa | JPN | L | 13 |
| 3 | SONG Seungjun | KOR | R | 12 |
| 4 | WAKUI Hideaki | JPN | R | 12 |
| 5 | STRASBURG Stephen | USA | R | 11 |
| 6 | LEE Chen-Chang | TPE | R | 11 |
| 7 | MARTIS Shairon | NED | R | 11 |
| 8 | NI Fu-Te | TPE | L | 11 |
| 9 | JANG Wonsam | KOR | L | 11 |
| 10 | WADA Tsuyoshi | JPN | L | 10 |

Note: Determination of rankings:

ERA leaders: Earned run average (ascending),innings pitched (descending).

Win/loss leaders: Win/loss percentage (descending),number of wins (descending),innings pitched (descending).

Strikeouts leaders: Strikeouts (descending),innings pitched (ascending).

Legend:

| | | | | | | | |
|-----------|---------------|-----------|-----------------|------------|--------------------|-------------|----------------------|
| BF | Batters faced | ER | Earned runs | ERA | Earned run average | GP | Games pitched |
| H | Hits | IP | Innings pitched | L | Games lost | L/R | Left or right handed |
| R | Runs | SO | Strikeouts | W | Games won | W/L% | Win/Loss percentage |

In Win/Loss Leaders the minimum previously of one inning for each team's game, for the new competition rules it is of 0.8.



OFFICIAL COMMUNICATION

官方通告 / COMMUNICATION OFFICIELLE

Item: 1

Games five and six suspended for raining.

The games five and six are temporality suspended due to the rain, waiting the decisions of the IBAF officials.

Issued by: Baseball Competition Managment
Time: 13:30
Date: 14 AUG 2008

This decision affects:

RESULTS
SCHEDULE
OTHER

| |
|-------------------------------------|
| <input type="checkbox"/> |
| <input checked="" type="checkbox"/> |
| <input type="checkbox"/> |

Note:



OFFICIAL COMMUNICATION

官方通告 / COMMUNICATION OFFICIELLE

Item: 2

Games five and six suspended for raining.

The game NED-USA restarts at 2:20 pm.
The game KOR-CHN restarts at 2:30 pm.

Issued by: Baseball Competition Management
Time: 13:52
Date: 14 AUG 2008

This decision affects:

RESULTS
SCHEDULE
OTHER

| |
|-------------------------------------|
| <input type="checkbox"/> |
| <input checked="" type="checkbox"/> |
| <input type="checkbox"/> |

Note:



OFFICIAL COMMUNICATION

官方通告 / COMMUNICATION OFFICIELLE

Item: 3

Games five and six suspended for raining.

The games five and six are temporality suspended due to rain again , waiting the decisions of the IBAF officials.

Issued by: Baseball Competition Management
Time: 15:15
Date: 14 AUG 2008

This decision affects:

RESULTS
SCHEDULE
OTHER

| |
|-------------------------------------|
| <input type="checkbox"/> |
| <input checked="" type="checkbox"/> |
| <input type="checkbox"/> |

Note:



OFFICIAL COMMUNICATION

官方通告 / COMMUNICATION OFFICIELLE

Item: 4

Games five and six suspended for raining again.

The games five and six are temporality suspended due to rain again , the IBAF officials will take any decision at 4:30 pm.

Issued by: Baseball Competition Management
Time: 15:25
Date: 14 AUG 2008

This decision affects:

RESULTS
SCHEDULE
OTHER

| |
|-------------------------------------|
| <input type="checkbox"/> |
| <input checked="" type="checkbox"/> |
| <input type="checkbox"/> |

Note:



OFFICIAL COMMUNICATION

官方通告 / COMMUNICATION OFFICIELLE

Item: 5

Game seven and game eight delay for raining.

The game seven CUB-CAN reschedule to 7:30 pm.
The game eight TPE-JAN reschedule to 8:00 pm.

Issued by: Baseball Competition Management
Time: 18:36
Date: 14 AUG 2008

This decision affects:

RESULTS
SCHEDULE
OTHER

| |
|-------------------------------------|
| <input type="checkbox"/> |
| <input checked="" type="checkbox"/> |
| <input type="checkbox"/> |

Note:



OFFICIAL COMMUNICATION

官方通告 / COMMUNICATION OFFICIELLE

Item: 6

Game six CHN-KOR

Men's Preliminaries-Game 6 (CHN vs KOR), suspended due to heavy rain, will be postponed to August 17 (reserved day) with starting time at 18:00.
The game will start with the same situation on the field when the game was suspended.

Issued by: OVR Manager
Time: 19:45
Date: 14 AUG 2008

This decision affects:

RESULTS
SCHEDULE
OTHER

| |
|-------------------------------------|
| <input type="checkbox"/> |
| <input checked="" type="checkbox"/> |
| <input type="checkbox"/> |

Note:



OFFICIAL COMMUNICATION

官方通告 / COMMUNICATION OFFICIELLE

Item: 7

Player suspended

The IBAF has taken the following action:

Due to the possible drug test of the player from Chinese Taipei, the IBAF has suspended this player until further notice. This decision is effective immediately.

The player for Chinese Taipei number 49, CHANG Tai-Shan has been suspended until further notice.

Issued by: IBAF Competition Director
Time: 13:10
Date: 14 AUG 2008

This decision affects:

| | |
|----------|-------------------------------------|
| RESULTS | <input type="checkbox"/> |
| SCHEDULE | <input type="checkbox"/> |
| OTHER | <input checked="" type="checkbox"/> |

Note:



OFFICIAL COMMUNICATION

官方通告 / COMMUNICATION OFFICIELLE

Item: 8

**Ejection
Japanese Manager ejected**

In my duties as the Technical Commission Director, I must inform you that as a result of the ejection of Manager Senichi Hoshino in the game between Japan and Cuba on August 13, Mr. Hoshino has been issued a fine of US \$1,000.

Issued by: Technical Commission Director
Time: 09:05
Date: 15 AUG 2008

This decision affects:

| | |
|----------|-------------------------------------|
| RESULTS | <input type="checkbox"/> |
| SCHEDULE | <input type="checkbox"/> |
| OTHER | <input checked="" type="checkbox"/> |

Note:



OFFICIAL COMMUNICATION

官方通告 / COMMUNICATION OFFICIELLE

Item: 9

**Managers ejection
Additional fine**

I must inform you that as a result of the ejection of Manager Senichi Hoshino in the game between Japan and Cuba on August 13 (which result in an automatic fine of US\$ 1000,) I am imposing an additional fine of US\$1,000 due to Mr. Hoshino's failure to leave the field of play following his ejection.

Issued by: Competition Director
Time: 09:11
Date: 15 AUG 2008

This decision affects:

RESULTS
SCHEDULE
OTHER

Note:



OFFICIAL COMMUNICATION

官方通告 / COMMUNICATION OFFICIELLE

Item: 10

Fine

According to IBAF Norm A7.2, one of the specific "A" level infractions is 'behavior of a participant, player, coaches or managers which leads to their expulsion from the playing field'. Per IBAF Norm A7.1, 'violations of these specific rules will automatically result in a fine,' and the penalty for an "A" level infraction is USD 1,000.

In my duties as the Technical Commission Chairman , I must inform you that as a result of the ejection of the player number 88, Mr Feng Fei, in the game N. 15, between China and Netherlands on August 16, 2008, the Team of China has been issued a fine of USD 1,000.

Issued by: Technical Commission Chairman
Time: 19:15
Date: 17 AUG 2008

This decision affects:

| | |
|----------|-------------------------------------|
| RESULTS | <input type="checkbox"/> |
| SCHEDULE | <input type="checkbox"/> |
| OTHER | <input checked="" type="checkbox"/> |

Note:



OFFICIAL COMMUNICATION

官方通告 / COMMUNICATION OFFICIELLE

Item: 11

Fine

According to IBAF Norm A7.2, one of the specific "A" level infractions is 'behavior of a participant, player, coaches or managers which leads to their expulsion from the playing field'. Per IBAF Norm A7.1, 'violations of these specific rules will automatically result in a fine,' and the penalty for an "A" level infraction is USD 1,000.

In my duties as the Technical Commission Chairman , I must inform you that as a result of the ejection of Manager Mr. Jim Lefebvre, Assistant Coach Mr. Steve Ontiveros, and Pitcher Mr. Chen K, in the game between China and USA on August 18, 2008, each has been issued automatic fines of US \$ 1,000 - resulting in a total of US \$ 3,000.

Issued by: Technical Commission Chairman
Time: 10:40
Date: 19 AUG 2008

This decision affects:

| | |
|----------|-------------------------------------|
| RESULTS | <input type="checkbox"/> |
| SCHEDULE | <input type="checkbox"/> |
| OTHER | <input checked="" type="checkbox"/> |

Note:



OFFICIAL COMMUNICATION

官方通告 / COMMUNICATION OFFICIELLE

Item: 12

Fine

According to IBAF Norm A7.2, the Competition Director may impose an "A" level infractions when violations of "rules that are considered crucial for the success of the competition and cause serious negative effects to International Baseball. The aggression toward one of our competition officials absolutely falls into this category. Per IBAF Norm A7.1, 'violations of these specific rules will automatically result in a fine,' and the penalty for an "A" level infraction is US\$ 1,000.

I must inform you that as a result of the actions of Madame Shen Wei in the game between China and USA on August 18, 2008, you have been issued automatic a fine of US \$ 1,000.

Issued by: Competition Director
Time: 14:30
Date: 19 AUG 2008

This decision affects:

| | |
|----------|-------------------------------------|
| RESULTS | <input type="checkbox"/> |
| SCHEDULE | <input type="checkbox"/> |
| OTHER | <input checked="" type="checkbox"/> |

Note:



OFFICIAL COMMUNICATION

官方通告 / COMMUNICATION OFFICIELLE

Item: 13

Chinese Player Disqualified.

I must inform you that in my capacity as Competition Director in the 2008 Beijing Olympic Games, I am suspending Mr. CHEN Kun (#33) for a period of four games or the remainder of the Olympic Tournament (whichever comes first) for his actions in the game between Team China and Team USA on August 18.

The suspension is effective immediately, beginning with the China vs. Japan game scheduled for August 19. He is not permitted to be in the dugout or the locker room during this time.

Issued by: Competition Director
Time: 14:30
Date: 19 AUG 2008

This decision affects:

| | |
|----------|-------------------------------------|
| RESULTS | <input type="checkbox"/> |
| SCHEDULE | <input type="checkbox"/> |
| OTHER | <input checked="" type="checkbox"/> |

Note:



OFFICIAL COMMUNICATION

官方通告 / COMMUNICATION OFFICIELLE

Item: 14

**Official Reminder of IBAF Norm C51 Compliance
Memorandum - Baseball**

Firstly, congratulations for making it to the medal round. Having a chance to win a medal is one of the greatest accomplishments for any Olympian. Well done.

As we approach the medal-round and gain increased attention from global television exposure and the print media, our pictures are fortunately showing up all over the world.

I cannot overstate the importance of your compliance with IBAF Technical Norm C51.

Please review page 16 of your TEAM LEADERS GUIDE. We have been in your dugouts throughout the preliminary round trying to educate you and helping you comply with this rule.

The most visible violation has been on the outside of gloves and batting gloves. You only get one logo per glove, and that logo can only be so big. We have been doing everything possible to avoid issuing fines, but let me be clear that you are responsible for addressing this matter on all fronts, and you will indeed be fined for each and every violation throughout the final games of Olympics.

You may remove the illegal logos, cover them with black tape, color over them with black marker, or whatever other manner suits you. We aren't overly concerned with how you do it, but rather that you just do it.

Our generous sponsors are vital to the health and growth of our sport as we strive to regain our Olympic status , and they deserve no less than our complete cooperation.

Thank you in advance for your cooperation in this matter.

Issued by: Competition Director
Time: 20:55
Date: 20 AUG 2008

This decision affects:

| | |
|----------|-------------------------------------|
| RESULTS | <input type="checkbox"/> |
| SCHEDULE | <input type="checkbox"/> |
| OTHER | <input checked="" type="checkbox"/> |

Note:



TEAM ROSTER As of 8 AUG 2008
球队名单 / COMPOSITION DE L' ÉQUIPE

KOR - Korea

| No. | Name | Pos | Height m/ft in | Date of Birth | Club - Season 2007/2008 | Int'l. Games Played |
|---------------------|-----------------|-------|---------------------|---------------|-----------------------------|---------------------------|
| 4 | KIM Yeongok | G (2) | 1.68 / 5'6" | 4 MAR 1974 | KOOLMIN BANK, CHEONAN (KOR) | 43 |
| 5 | LEE Misun | G (1) | 1.74 / 5'9" | 19 FEB 1979 | SAMSUNG, YONGIN (KOR) | 41 |
| 6 | CHOI Younah | G (1) | 1.70 / 5'7" | 24 OCT 1985 | SHINHAN BANK, ANSAN (KOR) | 33 |
| 7 | JIN Mijung | F (3) | 1.73 / 5'8" | 28 JAN 1978 | SHINHAN BANK, ANSAN (KOR) | 29 |
| 8 | LEE Jongae | C (5) | 1.87 / 6'2" | 18 MAR 1975 | SAMSUNG, YONGIN (KOR) | 105 |
| 9 | JUNG Sunmin (C) | C (4) | 1.85 / 6'1" | 12 OCT 1974 | SHINHAN BANK, ANSAN (KOR) | 151 |
| 10 | BEON Yeonha | F (3) | 1.80 / 5'11" | 7 MAR 1980 | SAMSUNG, YONGIN (KOR) | 83 |
| 11 | PARK Jungeun | F (3) | 1.80 / 5'11" | 14 JAN 1977 | SAMSUNG, YONGIN (KOR) | 129 |
| 12 | HA Eunjoo | C (5) | 2.02 / 6'8" | 25 SEP 1983 | SHINHAN BANK, ANSAN (KOR) | 6 |
| 13 | KIM Jungeun | F (4) | 1.81 / 5'11" | 7 SEP 1987 | SHINSEGAE, BUCHEON (KOR) | 23 |
| 14 | KIM Kweryong | C (5) | 1.90 / 6'3" | 17 DEC 1979 | WOORI BANK, CHUNCHEON (KOR) | 91 |
| 15 | SIN Jungja | C (5) | 1.84 / 6'0" | 11 DEC 1980 | KUMHO, GURI (KOR) | 53 |
| Team Average | | | 1.81 / 5'11" | | | 65.6 |

Coach JUNG Duk Hwa
Assistant Coach WE Sungwoo

Team Uniform Colour:
Light: WHITE
Dark: DARK BLUE

Note:
Number of international games played provided by NOC.

Legend:

| | | | |
|-----------------|----------------------|-------------------|-------------------|
| (1) Point Guard | (2) Shooting Guard | (3) Small Forward | (4) Power Forward |
| (5) Centre | (C) Captain | C Centre | F Forward |
| G Guard | Pos Playing Position | | |



TEAM ROSTER As of 8 AUG 2008
球队名单 / COMPOSITION DE L' ÉQUIPE

LAT - Latvia

| No. | Name | Pos | Height m/ft in | Date of Birth | Club - Season 2007/2008 | Int'l. Games Played |
|---------------------|----------------------------|-------|--------------------|---------------|--|---------------------------|
| 4 | BABKINA Elina | G (1) | 1.76 / 5'9" | 24 APR 1989 | TTT RIGA, RIGA (LAT) | 14 |
| 5 | EIBELE Anda | G (1) | 1.70 / 5'7" | 30 JUL 1984 | AVANTIS TURIBA, RIGA (LAT) | 34 |
| 6 | EGLITE Zane | G (1) | 1.70 / 5'7" | 10 DEC 1984 | TTT RIGA, RIGA (LAT) | 57 |
| 7 | TAMANE Zane | C (5) | 1.96 / 6'5" | 24 SEP 1983 | HONDARRIBIA IRUN, IRUN (ESP) | 55 |
| 8 | BASKO Gunta | F (3) | 1.81 / 5'11" | 27 APR 1980 | LATTES MONTPELLIER AB, MONTPELLIER (FRA) | 91 |
| 9 | JANSONE Liene | F (4) | 1.90 / 6'3" | 22 MAY 1981 | HONDARRIBIA IRUN, IRUN (ESP) | 57 |
| 10 | JEKABSONE-ZOGOTA Anete (C) | G (2) | 1.76 / 5'9" | 12 AUG 1983 | DYNAMO MOSCOW, MOSCOW (RUS) | 90 |
| 11 | PUTNINA Aija | F (4) | 1.92 / 6'4" | 15 JAN 1988 | UNIVERSITY OF COLORADO, BOULDER CO (USA) | 5 |
| 12 | KRUMBERGA Dita | G (2) | 1.80 / 5'11" | 20 MAR 1984 | SK CESIS, CESIS (LAT) | 14 |
| 13 | TARE Ieva | F (3) | 1.84 / 6'0" | 15 MAR 1974 | TTT RIGA, RIGA (LAT) | 125 |
| 14 | KUBLINA Ieva | F (4) | 1.92 / 6'4" | 8 JUL 1982 | DYNAMO MOSCOW, MOSCOW (RUS) | 76 |
| 15 | BRUMERMANE Aija | C (5) | 1.91 / 6'3" | 17 OCT 1986 | TTT RIGA, RIGA (LAT) | 46 |
| Team Average | | | 1.83 / 6'0" | | | 55.3 |

Coach ZVIRGZDINS Ainars
Assistant Coach NERIPS Aigars
Assistant Coach BRUZIKS Maris

Team Uniform Colour:
Light: WHITE
Dark: MAROON

Note:
Number of international games played provided by NOC.

Legend:

| | | | | | | | |
|-----|-------------|-----|------------------|-----|---------------|-----|---------------|
| (1) | Point Guard | (2) | Shooting Guard | (3) | Small Forward | (4) | Power Forward |
| (5) | Centre | (C) | Captain | C | Centre | F | Forward |
| G | Guard | Pos | Playing Position | | | | |



TEAM ROSTER As of 8 AUG 2008
球队名单 / COMPOSITION DE L' ÉQUIPE

MLI - Mali

| No. | Name | Pos | Height m/ft in | Date of Birth | Club - Season 2007/2008 | Int'l. Games Played |
|---------------------|---------------------|-------|-------------------|---------------|------------------------------|---------------------------|
| 4 | TOURE Kadiatou | F (3) | 1.74 / 5'9" | 18 JAN 1983 | AS.PTT, ALGER (ALG) | |
| 5 | TRAORE Nassira | F (3) | 1.85 / 6'1" | 28 OCT 1988 | DOLIBA AC, BANAKO (MLI) | |
| 6 | DIARRA Mariatou | G (1) | 1.78 / 5'10" | 20 NOV 1985 | DUC, DAKAR (SEN) | |
| 7 | BAGAYOKO Fatoumata | G (1) | 1.78 / 5'10" | 23 MAY 1988 | CAT, BANAKO (MLI) | |
| 8 | GANDEGA Diana | F (3) | 1.70 / 5'7" | 2 JUN 1983 | STRASBOURG, STRASBOURG (FRA) | |
| 9 | MAIGA Hamchetou (C) | F (3) | 1.86 / 6'1" | 25 APR 1978 | BRNO, TCHECOSLOVO (CZE) | 9 |
| 10 | KANOUTE Kadiatou | F (3) | 1.78 / 5'10" | 11 JUN 1978 | LA TRONCHE, MEILHAN (FRA) | |
| 11 | DIAWARA Djene | C (5) | 1.92 / 6'4" | 29 JAN 1985 | LIMOGES, LIMOGES (FRA) | |
| 12 | COULIBALY Nagnouma | C (5) | 1.92 / 6'4" | 31 MAY 1989 | PLEBER CHRIST (FRA) | |
| 13 | TIREIRA Meiya | C (5) | 1.80 / 5'11" | 15 APR 1986 | CAPBON, NABEUL (TUN) | |
| 14 | SININTA Aminata | F (3) | 1.85 / 6'1" | 23 DEC 1985 | LISFAS, BANAKO (MLI) | |
| 15 | SISSOKO Djenebou | C (4) | 1.88 / 6'2" | 27 JUN 1979 | UNION UNIVERSITY (USA) | |
| Team Average | | | 1.82 / 6'0" | | | 9.0 |

Coach RUIZ Jose Valentin (FRA)
Assistant Coach SISSOKO Oumar

Team Uniform Colour:
Light: WHITE
Dark: RED

Note:
Number of international games played provided by NOC.

Legend:

| | | | |
|-----------------|----------------------|-------------------|-------------------|
| (1) Point Guard | (2) Shooting Guard | (3) Small Forward | (4) Power Forward |
| (5) Centre | (C) Captain | C Centre | F Forward |
| G Guard | Pos Playing Position | | |



TEAM ROSTER As of 8 AUG 2008
球队名单 / COMPOSITION DE L' ÉQUIPE

NZL - New Zealand

| No. | Name | Pos | Height m/ft in | Date of Birth | Club - Season 2007/2008 | Int'l. Games Played |
|---------------------|----------------------|-----------|-------------------|---------------|--|---------------------------|
| 4 | PURCELL Charmian | G/F (2/3) | 1.82/6'0" | 7 JAN 1979 | SIRENS, CHRISTCHURCH (NZL) | 16 |
| 5 | WHAREMATE Nonila | G (1) | 1.71/5'7" | 17 JAN 1982 | SIRENS, CHRISTCHURCH (NZL) | 28 |
| 6 | MARINO Angela | G (1) | 1.66/5'5" | 3 FEB 1986 | LIGHTNING, ADELAIDE (AUS) | 56 |
| 7 | COCKS Micaela | G (2) | 1.74/5'9" | 2 MAY 1986 | UNIVERSITY OF OREGON, EUGENE (USA) | 30 |
| 8 | PURCELL Natalie | G/F (2/3) | 1.82/6'0" | 24 DEC 1982 | SIRENS, CHRISTCHURCH (NZL) | 19 |
| 9 | BATES Susannah | G (1/2) | 1.74/5'9" | 16 SEP 1987 | SIRENS, CHRISTCHURCH (NZL) | 18 |
| 10 | WALLBUTTON Lisa | F (3/4) | 1.83/6'0" | 14 JAN 1986 | SIRENS, CHRISTCHURCH (NZL) | 39 |
| 11 | McMEEKEN-RUSCOE Kate | G (2) | 1.72/5'8" | 19 NOV 1979 | SIRENS, CHRISTCHURCH (NZL) | 40 |
| 12 | McCORMACK Jessica | C (5) | 1.94/6'4" | 8 SEP 1989 | UNI OF WASHINGTON, SEATTLE (USA) | 40 |
| 13 | BODENSTEINER Teresa | G (2) | 1.73/5'8" | 31 OCT 1984 | STANFORD UNIVERSITY, SAN FRANCISCO (USA) | 10 |
| 14 | HARMON Jillian | F (3/4) | 1.86/6'1" | 3 MAR 1987 | STANFORD UNIVERSITY, SAN FRANCISCO (USA) | 10 |
| 15 | KERR Aneka (C) | F (3/4) | 1.83/6'0" | 1 MAR 1981 | SIRENS, CHRISTCHURCH (NZL) | 71 |
| Team Average | | | 1.78/5'10" | | | 31.4 |

Coach McHUGH Mike (AUS)
Assistant Coach GOODING Leigh (AUS)
Assistant Coach KEREAMA Kennedy

Team Uniform Colour:
Light: WHITE
Dark: BLACK

Note:
Number of international games played provided by NOC.

Legend:

| | | | |
|-----------------|----------------------|-------------------|-------------------|
| (1) Point Guard | (2) Shooting Guard | (3) Small Forward | (4) Power Forward |
| (5) Centre | (C) Captain | C Centre | F Forward |
| G Guard | Pos Playing Position | | |



TEAM ROSTER As of 8 AUG 2008
球队名单 / COMPOSITION DE L' ÉQUIPE

RUS - Russian Fed.

| No. | Name | Pos | Height m/ft in | Date of Birth | Club - Season 2007/2008 | Int'l. Games Played |
|---------------------|------------------------|---------|-------------------|---------------|----------------------------------|---------------------------|
| 4 | KUZINA Marina | C (5) | 1.95/6'5" | 19 JUL 1985 | UMMC, EKATERINA (RUS) | 60 |
| 5 | RAKHMATULINA Oxana | G (1/2) | 1.80/5'11" | 7 DEC 1976 | UMMC, EKATERINA (RUS) | 220 |
| 6 | VODOPYANOVA Natalia | F (3/4) | 1.88/6'2" | 4 JUN 1981 | UMMC, EKATERINA (RUS) | 140 |
| 7 | HAMMON Rebekka Linn | G (1/2) | 1.68/5'6" | 11 MAR 1977 | CSKA, MOSCOW (RUS) | 20 |
| 8 | KARPUNINA Marina | G (1/2) | 1.78/5'10" | 21 MAR 1984 | SPARTAK, MOSCOW REGION (RUS) | 60 |
| 9 | SHCHEGOLEVA Tatiana | F (3/4) | 1.95/6'5" | 9 FEB 1982 | SPARTAK, MOSCOW REGION (RUS) | 140 |
| 10 | KORSTIN Ilona | G (1/2) | 1.83/6'0" | 30 MAY 1980 | CSKA, MOSCOW (RUS) | 120 |
| 11 | STEPANOVA Maria | C (5) | 2.02/6'8" | 23 FEB 1979 | CSKA, MOSCOW (RUS) | 240 |
| 12 | LISINA Ekaterina | C (5) | 2.02/6'8" | 15 OCT 1987 | CSKA, MOSCOW (RUS) | 60 |
| 13 | SOKOLOVSKAYA Irina (C) | F (3/4) | 1.86/6'1" | 3 JAN 1983 | VOLOGDA CHEVAKATA, VOLOGDA (RUS) | 60 |
| 14 | ABROSIMOVA Svetlana | F (3/4) | 1.88/6'2" | 9 JUL 1980 | SPARTAK, MOSCOW REGION (RUS) | 200 |
| 15 | OSIPOVA Irina | C (5) | 1.96/6'5" | 25 JUN 1981 | SPARTAK, MOSCOW REGION (RUS) | 160 |
| Team Average | | | 1.88/6'2" | | | 123.3 |

Coach GRUDIN Igor
Assistant Coach HEJKOVA Natalia (SVK)
Assistant Coach SOKOLOVSKIY Boris

Team Uniform Colour:
Light: WHITE
Dark: RED

Note:
Number of international games played provided by NOC.

Legend:

| | | | |
|-----------------|----------------------|-------------------|-------------------|
| (1) Point Guard | (2) Shooting Guard | (3) Small Forward | (4) Power Forward |
| (5) Centre | (C) Captain | C Centre | F Forward |
| G Guard | Pos Playing Position | | |



TEAM ROSTER As of 8 AUG 2008
球队名单 / COMPOSITION DE L' ÉQUIPE

USA - United States

| No. | Name | Pos | Height m/ft in | Date of Birth | Club - Season 2007/2008 | Int'l. Games Played |
|---------------------|----------------------|-------|-------------------|---------------|---------------------------------------|---------------------------|
| 4 | PONDEXTER Cappie | G (2) | 1.75 / 5'9" | 7 JAN 1983 | PHOENIX MERCURY, PHOENIX (USA) | |
| 5 | AUGUSTUS Seimone | F (3) | 1.85 / 6'1" | 30 APR 1984 | MINNESOTA LYNX, MINNEAPOLIS (USA) | |
| 6 | BIRD Sue | G (1) | 1.75 / 5'9" | 16 OCT 1980 | SEATTLE STORM, SEATTLE (USA) | |
| 7 | LAWSON Kara | G (1) | 1.75 / 5'9" | 14 FEB 1981 | SACRAMENTO MONARCHS, SACRAMENTO (USA) | |
| 8 | MILTON-JONES Delisha | F (4) | 1.85 / 6'1" | 11 SEP 1974 | LOS ANGELES SPARKS, LOS ANGELES (USA) | |
| 9 | LESLIE Lisa (C) | C (5) | 1.96 / 6'5" | 7 JUL 1972 | LOS ANGELES SPARKS, LOS ANGELES (USA) | |
| 10 | CATCHINGS Tamika | F (3) | 1.85 / 6'1" | 21 JUL 1979 | INDIANA FEVER, INDIANAPOLIS (USA) | |
| 11 | THOMPSON Tina | F (4) | 1.88 / 6'2" | 10 FEB 1975 | HOUSTON COMETS, HOUSTON (USA) | |
| 12 | TAURASI Diana | G (2) | 1.83 / 6'0" | 11 JUN 1982 | PHOENIX MERCURY, PHOENIX (USA) | |
| 13 | FOWLES Sylvia | C (5) | 1.96 / 6'5" | 6 OCT 1985 | CHICAGO SKY, CHICAGO (USA) | |
| 14 | SMITH Katie | G (3) | 1.80 / 5'11" | 4 JUN 1974 | DETROIT SHOCK, DETROIT (USA) | |
| 15 | PARKER Candace | F (4) | 1.93 / 6'4" | 19 APR 1986 | LOS ANGELES SPARKS, LOS ANGELES (USA) | |
| Team Average | | | 1.85 / 6'1" | | | |

Coach DONOVAN Anne
Assistant Coach GOESTENKORS Gail
Assistant Coach STALEY Dawn

Team Uniform Colour:
Light: WHITE
Dark: RED

Note:
Number of international games played provided by NOC.

Legend:

| | | | | | | | |
|-----|-------------|-----|------------------|-----|---------------|-----|---------------|
| (1) | Point Guard | (2) | Shooting Guard | (3) | Small Forward | (4) | Power Forward |
| (5) | Centre | (C) | Captain | C | Centre | F | Forward |
| G | Guard | Pos | Playing Position | | | | |



Beijing 2008



Basketball

9-24 August

OFFICIAL RESULTS BOOK





SAT 星期六 SAM
23 AUG 2008

BASKETBALL
篮球 / BASKETBALL

WOMEN
女子项目 / FEMMES



MEDALLISTS
获奖名单 / MÉDAILLÉS

| GOLD | SILVER | BRONZE |
|------|--------|--------|
|------|--------|--------|

USA - United States

- 4 PONDEXTER Cappie
- 5 AUGUSTUS Seimone
- 6 BIRD Sue
- 7 LAWSON Kara
- 8 MILTON-JONES Delisha
- 9 LESLIE Lisa (C)
- 10 CATCHINGS Tamika
- 11 THOMPSON Tina
- 12 TAURASI Diana
- 13 FOWLES Sylvia
- 14 SMITH Katie
- 15 PARKER Candace

AUS - Australia

- 4 PHILLIPS Erin
- 5 BEVILAQUA Tully
- 6 SCREEN Jenni
- 7 TAYLOR Penny
- 8 BATKOVIC Suzy
- 9 GRIMA Hollie
- 10 HARROWER Kristi
- 11 SUMMERTON Laura
- 12 SNELL Belinda
- 13 RANDALL Emma
- 14 COX Rohanee
- 15 JACKSON Lauren (C)

RUS - Russian Fed.

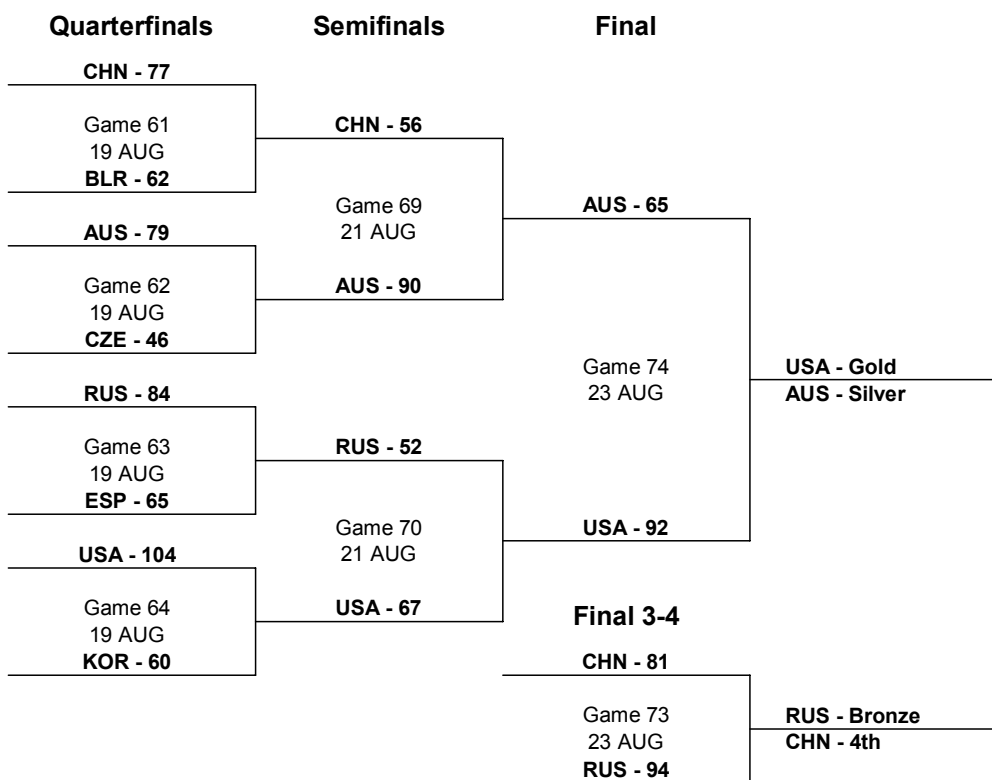
- 4 KUZINA Marina
- 5 RAKHMATULINA Oxana
- 6 VODOPYANOVA Natalia
- 7 HAMMON Rebekka Linn
- 8 KARPUNINA Marina
- 9 SHCHEGOLEVA Tatiana
- 10 KORSTIN Ilona
- 11 STEPANOVA Maria
- 12 LISINA Ekaterina
- 13 SOKOLOVSKAYA Irina (C)
- 14 ABROSIMOVA Svetlana
- 15 OSIPOVA Irina



FINAL STANDINGS As of 23 AUG 2008
最后排名 / CLASSEMENT FINAL

| Group A | | | | | | | | Games | | | Points | | Class. Points |
|---------|-----|---------|---------|---------|---------|---------|---------|--------|-----|------|--------|---------|---------------|
| Rank | | AUS | RUS | BLR | KOR | LAT | BRA | Played | Won | Lost | For | Against | |
| 1 | AUS | | 75 - 55 | 83 - 64 | 90 - 62 | 96 - 73 | 80 - 65 | 5 | 5 | 0 | 424 | 319 | 10 |
| 2 | RUS | 55 - 75 | | 71 - 65 | 77 - 72 | 62 - 57 | 74 - 64 | 5 | 4 | 1 | 339 | 333 | 9 |
| 3 | BLR | 64 - 83 | 65 - 71 | | 63 - 53 | 79 - 57 | 53 - 68 | 5 | 2 | 3 | 324 | 332 | 7 |
| 4 | KOR | 62 - 90 | 72 - 77 | 53 - 63 | | 72 - 68 | 68 - 62 | 5 | 2 | 3 | 327 | 360 | 7 |
| 5 | LAT | 73 - 96 | 57 - 62 | 57 - 79 | 68 - 72 | | 79 - 78 | 5 | 1 | 4 | 334 | 387 | 6 |
| 6 | BRA | 65 - 80 | 64 - 74 | 68 - 53 | 62 - 68 | 78 - 79 | | 5 | 1 | 4 | 337 | 354 | 6 |

| Group B | | | | | | | | Games | | | Points | | Class. Points |
|---------|-----|----------|----------|---------|---------|---------|---------|--------|-----|------|--------|---------|---------------|
| Rank | | USA | CHN | ESP | CZE | NZL | MLI | Played | Won | Lost | For | Against | |
| 1 | USA | | 108 - 63 | 93 - 55 | 97 - 57 | 96 - 60 | 97 - 41 | 5 | 5 | 0 | 491 | 276 | 10 |
| 2 | CHN | 63 - 108 | | 67 - 64 | 79 - 63 | 80 - 63 | 69 - 48 | 5 | 4 | 1 | 358 | 346 | 9 |
| 3 | ESP | 55 - 93 | 64 - 67 | | 74 - 55 | 85 - 62 | 79 - 47 | 5 | 3 | 2 | 357 | 324 | 8 |
| 4 | CZE | 57 - 97 | 63 - 79 | 55 - 74 | | 90 - 59 | 81 - 47 | 5 | 2 | 3 | 346 | 356 | 7 |
| 5 | NZL | 60 - 96 | 63 - 80 | 62 - 85 | 59 - 90 | | 76 - 72 | 5 | 1 | 4 | 320 | 423 | 6 |
| 6 | MLI | 41 - 97 | 48 - 69 | 47 - 79 | 47 - 81 | 72 - 76 | | 5 | 0 | 5 | 255 | 402 | 5 |



| Final Standings | | | | |
|-----------------|------|------|----|-------|
| Medal | Rank | Team | GP | W-L |
| Gold | 1 | USA | 8 | 8 - 0 |
| Silver | 2 | AUS | 8 | 7 - 1 |
| Bronze | 3 | RUS | 8 | 6 - 2 |
| | 4 | CHN | 8 | 5 - 3 |
| | 5 | ESP | 6 | 3 - 3 |
| | 6 | BLR | 6 | 2 - 4 |
| | 7 | CZE | 6 | 2 - 4 |
| | 8 | KOR | 6 | 2 - 4 |
| | 9 | LAT | 5 | 1 - 4 |
| | 10 | NZL | 5 | 1 - 4 |
| | 11 | BRA | 5 | 1 - 4 |
| | 12 | MLI | 5 | 0 - 5 |

Legend:
GP Games Played W-L Win-Loss



TEAM ROSTER As of 8 AUG 2008
球队名单 / COMPOSITION DE L' ÉQUIPE

AUS - Australia

| No. | Name | Pos | Height m/ft in | Date of Birth | Club - Season 2007/2008 | Int'l. Games Played |
|---------------------|--------------------|-----------|-------------------|---------------|------------------------------|---------------------------|
| 4 | PHILLIPS Erin | G (1) | 1.73 / 5'8" | 19 MAY 1985 | ADELAIDE, ADELAIDE (AUS) | 43 |
| 5 | BEVILAQUA Tully | G (1) | 1.65 / 5'5" | 19 JUL 1972 | INDIANA, INDIANA (USA) | 33 |
| 6 | SCREEN Jenni | G (2) | 1.80 / 5'11" | 26 FEB 1982 | PARMA, PARMA (ITA) | 83 |
| 7 | TAYLOR Penny | F (3) | 1.83 / 6'0" | 24 MAY 1981 | SEATTLE, SEATTLE (USA) | 89 |
| 8 | BATKOVIC Suzy | F/C (4/5) | 1.95 / 6'5" | 17 DEC 1980 | UMCC, EKATERINBURG (RUS) | 103 |
| 9 | GRIMA Hollie | F (4) | 1.90 / 6'3" | 16 DEC 1983 | NAPOLI, NAPLES (ITA) | 96 |
| 10 | HARROWER Kristi | G (1) | 1.62 / 5'4" | 4 MAR 1975 | UMCC, EKATERINBURG (RUS) | 213 |
| 11 | SUMMERTON Laura | F (3/4) | 1.89 / 6'2" | 13 DEC 1983 | PARMA, PARMA (ITA) | 164 |
| 12 | SNELL Belinda | F (3) | 1.80 / 5'11" | 10 JAN 1981 | BOURGES, BOURGES (FRA) | 74 |
| 13 | RANDALL Emma | C (5) | 1.90 / 6'3" | 5 JUN 1985 | BULLEEN, MELBOURNE (AUS) | 97 |
| 14 | COX Rohanee | F (3) | 1.82 / 6'0" | 23 AUG 1980 | TOWNSVILLE, TOWNSVILLE (AUS) | 96 |
| 15 | JACKSON Lauren (C) | C (5) | 1.96 / 6'5" | 11 MAY 1981 | SPARTAK, MOSCOW (RUS) | 179 |
| Team Average | | | 1.82 / 6'0" | | | 105.8 |

Coach STIRLING Jan
Assistant Coach FOX Gary
Assistant Coach LONERGAN Peter

Team Uniform Colour:
Light: GOLD
Dark: GREEN

Note:
Number of international games played provided by NOC.

Legend:

| | | | |
|-----------------|----------------------|-------------------|-------------------|
| (1) Point Guard | (2) Shooting Guard | (3) Small Forward | (4) Power Forward |
| (5) Centre | (C) Captain | C Centre | F Forward |
| G Guard | Pos Playing Position | | |



TEAM ROSTER As of 8 AUG 2008
球队名单 / COMPOSITION DE L' ÉQUIPE

BLR - Belarus

| No. | Name | Pos | Height m/ft in | Date of Birth | Club - Season 2007/2008 | Int'l. Games Played |
|---------------------|------------------------|-------|--------------------|---------------|---|---------------------------|
| 4 | PADABED Volha | G (1) | 1.74 / 5'9" | 24 APR 1979 | SAINT-AMAND-LEZ-EAUX, SAINT-AMAND-L (FRA) | 27 |
| 5 | MASILIONENE Olga | G (3) | 1.84 / 6'0" | 25 JAN 1980 | CCC, POLKOWICE (POL) | 10 |
| 6 | SNYTSINA Katsiaryna | F (4) | 1.89 / 6'2" | 2 SEP 1985 | LOTOS, GDYNIA (POL) | 21 |
| 7 | HASPER Viktoryia | C (5) | 1.92 / 6'4" | 9 JAN 1988 | CHEVAKATA, VOLOGDA (RUS) | 7 |
| 8 | LIKHTAROVICH Tatsiana | G (2) | 1.78 / 5'10" | 29 MAR 1988 | OLYMPIA, GRODNO (BLR) | 0 |
| 9 | ANUFRIYENKA Natallia | G (2) | 1.73 / 5'8" | 11 JUN 1985 | OLYMPIA, GRODNO (BLR) | 9 |
| 10 | VERAMEYENKA Anastasiya | C (5) | 1.92 / 6'4" | 10 JUL 1987 | NADEEHDA, ORENHURG (RUS) | 26 |
| 11 | LEUCHANKA Yelena | C (5) | 1.94 / 6'4" | 30 APR 1983 | UMNC, RKATERLINBURG (RUS) | 20 |
| 12 | MARCHANKA Natallia | G (1) | 1.70 / 5'7" | 19 MAY 1979 | LOTOS, GDYNIA (POL) | 29 |
| 13 | TROINA Tatyana | F (3) | 1.86 / 6'1" | 30 JUN 1981 | ELEKTRA RAMAT, HASHARON (ISR) | 25 |
| 14 | TRAFIMAVA Nataliya (C) | F (4) | 1.85 / 6'1" | 16 JUN 1979 | WISLA, KRAKOW (POL) | 38 |
| 15 | KRESS Marina | C (5) | 1.95 / 6'5" | 23 AUG 1980 | AD GORTEGADA-EXRUGASA (ESP) | 41 |
| Team Average | | | 1.84 / 6'0" | | | 21.1 |

Coach BUYALSKY Anatoly
Assistant Coach KALENTO Grigory
Assistant Coach ZHYLACH Iryna

Team Uniform Colour:
Light: WHITE
Dark: RED

Note:
Number of international games played provided by NOC.

Legend:

| | | | | | | | |
|-----|-------------|-----|------------------|-----|---------------|-----|---------------|
| (1) | Point Guard | (2) | Shooting Guard | (3) | Small Forward | (4) | Power Forward |
| (5) | Centre | (C) | Captain | C | Centre | F | Forward |
| G | Guard | Pos | Playing Position | | | | |



TEAM ROSTER As of 8 AUG 2008
球队名单 / COMPOSITION DE L' ÉQUIPE

BRA - Brazil

| No. | Name | Pos | Height m/ft in | Date of Birth | Club - Season 2007/2008 | Int'l. Games Played |
|---------------------|-----------------------|-------|--------------------|---------------|---|---------------------------|
| 4 | PINTO Adriana | G (1) | 1.70 / 5'7" | 6 DEC 1978 | GOSPIC, GOSPIC (CRO) | 93 |
| 5 | COSTA Karla | G (2) | 1.73 / 5'8" | 25 SEP 1978 | ACUCAR COMETAUNIMED, CATANDUVA (BRA) | 36 |
| 6 | ROCHA Karen | G (2) | 1.77 / 5'10" | 4 MAR 1984 | COLCHOES CASTORUNIMED, OURINHOS (BRA) | 43 |
| 7 | JACINTO Micaela | F (3) | 1.80 / 5'11" | 12 JUN 1979 | COLCHOES CASTORUNIMED, OURINHOS (BRA) | 75 |
| 8 | BELING Fernanda | F (3) | 1.83 / 6'0" | 5 DEC 1982 | UNIMED FAN AMERICANA, AMERICANA (BRA) | 27 |
| 9 | NEVES Claudia (C) | G (1) | 1.70 / 5'7" | 17 FEB 1975 | STADE CLEMONTAIS BASKET, ACLEMONT FERRAND (FRA) | 81 |
| 10 | DANTAS Jucimara | C (4) | 1.93 / 6'4" | 4 FEB 1978 | ENTENTE SPORTIVE BASKET, VILLENEUVE (FRA) | 51 |
| 11 | ZAKRZESKI Soeli | C (4) | 1.87 / 6'2" | 12 NOV 1977 | MANN FITER ZARAGOZA, ZARAGOZA (ESP) | 62 |
| 12 | FERREIRA Patricia | F (3) | 1.80 / 5'11" | 21 MAR 1979 | COLCHOES CASTOR, OURINHOS (BRA) | 28 |
| 13 | NASCIMENTO Francielle | C (4) | 1.87 / 6'2" | 19 OCT 1987 | RIVAS FUTURA, MADRID (ESP) | 37 |
| 14 | COELHO Graziane | C (5) | 1.91 / 6'3" | 18 JAN 1983 | PECS, HUNGARY (HUN) | 56 |
| 15 | SANTOS Kelly | C (5) | 1.92 / 6'4" | 10 NOV 1979 | SEATTLE STORM, SEATTLE (USA) | 111 |
| Team Average | | | 1.82 / 6'0" | | | 58.3 |

Coach CAMPOS Paulo
Assistant Coach GUIDETTI Cesar
Assistant Coach NUNES Joao Antonio

Team Uniform Colour:
Light: YELLOW
Dark: BLUE-GREEN

Note:
Number of international games played provided by NOC.

Legend:

| | | | |
|-----------------|----------------------|-------------------|-------------------|
| (1) Point Guard | (2) Shooting Guard | (3) Small Forward | (4) Power Forward |
| (5) Centre | (C) Captain | C Centre | F Forward |
| G Guard | Pos Playing Position | | |



TEAM ROSTER As of 8 AUG 2008
球队名单 / COMPOSITION DE L' ÉQUIPE

CHN - China

| No. | Name | Pos | Height m/ft in | Date of Birth | Club - Season 2007/2008 | Int'l. Games Played |
|---------------------|----------------|-----------|--------------------|---------------|----------------------------------|---------------------------|
| 4 | SONG Xiaoyun | G (1) | 1.75 / 5'9" | 11 DEC 1982 | GUANGDONG, GUANGDONG (CHN) | 40 |
| 5 | BIAN Lan | G (2) | 1.80 / 5'11" | 16 AUG 1986 | JIANGSU, JIANGSU (CHN) | 35 |
| 6 | ZHANG Hanlan | G (1) | 1.75 / 5'9" | 19 JUL 1979 | SHENBU, SHENYANG (CHN) | 10 |
| 7 | ZHANG Wei | F (3) | 1.84 / 6'0" | 12 FEB 1986 | LIAONING, LIAONING (CHN) | 20 |
| 8 | MIAO Lijie (C) | G (2) | 1.81 / 5'11" | 3 JUN 1981 | HEILONGJIANG, HEILONGJIANG (CHN) | 70 |
| 9 | ZHANG Yu | F (3) | 1.84 / 6'0" | 12 FEB 1986 | LIAONING, LIAONING (CHN) | 10 |
| 10 | SUI Feifei | F (3) | 1.84 / 6'0" | 29 JAN 1979 | BAYI, NINGBO (CHN) | 75 |
| 11 | SHAO Tingting | G (2) | 1.75 / 5'9" | 9 FEB 1985 | BAYI, NINGBO (CHN) | 0 |
| 12 | CHEN Xiaoli | F (4) | 1.93 / 6'4" | 20 FEB 1982 | LIAONING, LIAONING (CHN) | 32 |
| 13 | LIU Dan | F/C (4/5) | 1.96 / 6'5" | 24 APR 1987 | SHENBU, SHENYANG (CHN) | 15 |
| 14 | ZHANG Xiaoni | C (5) | 1.93 / 6'4" | 29 OCT 1983 | BAYI, NINGBO (CHN) | 52 |
| 15 | CHEN Nan | C (5) | 1.97 / 6'6" | 8 JAN 1983 | BAYI, NINGBO (CHN) | 61 |
| Team Average | | | 1.85 / 6'1" | | | 35.0 |

Coach MAHER Tom (AUS)
Assistant Coach TIMMS Michele (AUS)
Assistant Coach FAN Bin

Team Uniform Colour:
Light: WHITE
Dark: RED

Note:
Number of international games played provided by NOC.

Legend:

| | | | |
|-----------------|----------------------|-------------------|-------------------|
| (1) Point Guard | (2) Shooting Guard | (3) Small Forward | (4) Power Forward |
| (5) Centre | (C) Captain | C Centre | F Forward |
| G Guard | Pos Playing Position | | |



TEAM ROSTER As of 8 AUG 2008
球队名单 / COMPOSITION DE L' ÉQUIPE

CZE - Czech Republic

| No. | Name | Pos | Height m/ft in | Date of Birth | Club - Season 2007/2008 | Int'l. Games Played |
|---------------------|-----------------------|-------|--------------------|---------------|-------------------------|---------------------------|
| 4 | VESELA Jana | G (2) | 1.94 / 6'4" | 31 DEC 1983 | GAMBRINUS, BRNO (CZE) | 12 |
| 5 | VECEROVA Ivana | C (5) | 1.95 / 6'5" | 30 MAR 1979 | GAMBRINUS, BRNO (CZE) | 35 |
| 6 | HEJDOVA Romana | F (3) | 1.84 / 6'0" | 9 MAY 1988 | VALOSUN, BRNO (CZE) | 12 |
| 7 | HARTIGOVA Michala | C (5) | 1.92 / 6'4" | 14 NOV 1983 | USK, PRAHA (CZE) | 79 |
| 8 | UHROVA Michaela | G (2) | 1.65 / 5'5" | 10 APR 1982 | BANSKA, BYSTRICA (SVK) | 38 |
| 9 | MACHOVA Hana | G (1) | 1.79 / 5'10" | 11 SEP 1979 | GAMBRINUS, BRNO (CZE) | 49 |
| 10 | SUJANOVA Edita | C (5) | 1.90 / 6'3" | 23 MAY 1985 | BK NITRA (SVK) | 12 |
| 11 | SVOBODOVA Miloslava | C (5) | 1.88 / 6'2" | 7 FEB 1984 | VALOSUN, BRNO (CZE) | 12 |
| 12 | MOKROSOVA Marketa (C) | G (1) | 1.77 / 5'10" | 17 APR 1981 | USK, PRAHA (CZE) | 73 |
| 13 | KULICHOVA Petra | F (4) | 1.98 / 6'6" | 13 SEP 1984 | GAMBRINUS, BRNO (CZE) | 52 |
| 14 | ELHOTOVA Katerina | F (3) | 1.80 / 5'11" | 14 OCT 1989 | USK, PRAHA (CZE) | 58 |
| 15 | VITECKOVA Eva | F (4) | 1.90 / 6'3" | 26 JAN 1982 | GAMBRINUS, BRNO (CZE) | 54 |
| Team Average | | | 1.86 / 6'1" | | | 40.5 |

Coach BOBROVSKY Jan
Assistant Coach VOLEJNIK Miroslav

Team Uniform Colour:
Light: WHITE
Dark: RED

Note:
Number of international games played provided by NOC.

Legend:

| | | | | | | | |
|-----|-------------|-----|------------------|-----|---------------|-----|---------------|
| (1) | Point Guard | (2) | Shooting Guard | (3) | Small Forward | (4) | Power Forward |
| (5) | Centre | (C) | Captain | C | Centre | F | Forward |
| G | Guard | Pos | Playing Position | | | | |



TEAM ROSTER As of 8 AUG 2008
球队名单 / COMPOSITION DE L' ÉQUIPE

ESP - Spain

| No. | Name | Pos | Height m/ft in | Date of Birth | Club - Season 2007/2008 | Int'l. Games Played |
|---------------------|---------------------|-------|-------------------|---------------|--------------------------------------|---------------------------|
| 4 | NICHOLLS Laura | C (5) | 1.89/6'2" | 26 FEB 1989 | CELTA VIGOURBAN, VIGO (ESP) | 10 |
| 5 | LIMA Cindy Orquidea | C (5) | 1.92/6'4" | 21 JUN 1981 | BALONCESTO SAN JOSE, LEON (ESP) | 26 |
| 6 | ABALDE Tamara | F (4) | 1.85/6'1" | 6 FEB 1989 | UNIV DE LAMAR, HOUSTON (USA) | 10 |
| 7 | SANCHEZ Isabel | F (2) | 1.79/5'10" | 28 NOV 1976 | PERFUMERIAS AVENIDA, SALAMANCA (ESP) | 66 |
| 8 | PASCUA Maria Lucila | C (5) | 1.96/6'5" | 21 MAR 1983 | BALONCESTO SAN JOSE, LEON (ESP) | 116 |
| 9 | PALAU Laia | F (2) | 1.78/5'10" | 10 SEP 1979 | ROS CASARES VALENCIA, VALENCIA (ESP) | 111 |
| 10 | AGUILAR LOPEZ Elisa | G (1) | 1.72/5'8" | 15 OCT 1976 | ROS CASARES VALENCIA, VALENCIA (ESP) | 137 |
| 11 | MARTINEZ Nuria | G (1) | 1.77/5'10" | 29 FEB 1984 | DINAMO DE MOSCOW, MOSCOW (RUS) | 85 |
| 12 | MONTANANA Anna | F (4) | 1.87/6'2" | 24 OCT 1980 | PERFUMERIAS AVENIDA, SALAMANCA (ESP) | 58 |
| 13 | VALDEMORO Amaya (C) | F (3) | 1.81/5'11" | 18 AUG 1976 | CSKA MOSCOW, MOSCOW (RUS) | 175 |
| 14 | REVUELTO Maria | F (3) | 1.78/5'10" | 27 JAN 1982 | BALONCESTO SAN JOSE, LEON (ESP) | 10 |
| 15 | TORRENS Alba | F (3) | 1.95/6'5" | 30 AUG 1989 | CELTA VIGOURBAN, VIGO (ESP) | 10 |
| Team Average | | | 1.84/6'0" | | | 67.8 |

Coach PEREZ Evaristo
Assistant Coach LAPENA Victor Antonio
Assistant Coach GARCIA Susana Maria Fernanda

Team Uniform Colour:
Light: WHITE
Dark: RED

Note:
Number of international games played provided by NOC.

Legend:

| | | | |
|-----------------|----------------------|-------------------|-------------------|
| (1) Point Guard | (2) Shooting Guard | (3) Small Forward | (4) Power Forward |
| (5) Centre | (C) Captain | C Centre | F Forward |
| G Guard | Pos Playing Position | | |



RESULTS

比赛成绩 / RÉSULTATS

BLR 64 vs 83 AUS

Attendance: 11.083

Referee: ZAVLANOS Nikolaos (GRE)

Commissioner: MENJOUR Abderraouf (TUN)

Umpires: TOWNSEND Dawna (CAN); AL-AMIRI Mohammad (KUW)

| Scoring by 5 min intervals: | | Q1 | | Q2 | | Q3 | | Q4 | |
|-----------------------------|--|----|----|----|----|----|----|----|----|
| BLR | | 6 | 12 | 22 | 28 | 41 | 50 | 60 | 64 |
| AUS | | 14 | 19 | 35 | 44 | 53 | 65 | 77 | 83 |

BLR - Belarus

| No. | Name | MIN | Field Goals | | 2 Points | | 3 Points | | Free Throws | | Rebounds | | | AS | TO | ST | BS | PF | FO | PTS |
|-----------------|------------------------|-------------------------------|-------------|----|----------|----|----------|-----|-------------|-----|----------|----|-----|----|----|----|----|----|----|-----|
| | | | M/A | % | M/A | % | M/A | % | M/A | % | OR | DR | TOT | | | | | | | |
| *11 | LEUCHANKA Yelena | 28:24 | 4/11 | 36 | 4/11 | 36 | | | 5/8 | 63 | 3 | 7 | 10 | 1 | 3 | | 1 | 3 | 8 | 13 |
| 13 | TROINA Tatyana | 24:48 | 5/11 | 45 | 3/5 | 60 | 2/6 | 33 | 1/2 | 50 | 1 | 1 | 2 | | 1 | 2 | | 1 | 2 | 13 |
| 6 | SNYTSINA Katsiaryna | 22:58 | 5/13 | 38 | 4/12 | 33 | 1/1 | 100 | | | 3 | 2 | 5 | | 4 | 2 | 1 | 4 | 11 | |
| *10 | VERAMEYENKA Anastasiya | 27:30 | 4/8 | 50 | 3/6 | 50 | 1/2 | 50 | 1/1 | 100 | | 9 | 9 | 1 | 3 | | 3 | 3 | 1 | 10 |
| 12 | MARCHANKA Natallia | 22:31 | 1/6 | 17 | 0/4 | 0 | 1/2 | 50 | 4/4 | 100 | 2 | | 2 | 2 | 2 | | | 2 | 3 | 7 |
| *5 | MASILIONENE Olga | 12:51 | 1/3 | 33 | 0/1 | 0 | 1/2 | 50 | 1/2 | 50 | | 2 | 2 | | 1 | | | 1 | 2 | 4 |
| *4 | PADABED Volha | 17:29 | 1/8 | 13 | 1/3 | 33 | 0/5 | 0 | | | | 2 | 2 | 1 | 3 | | | 1 | | 2 |
| *14 | TRAFIMAVA Nataliya (C) | 22:23 | 1/6 | 17 | 1/4 | 25 | 0/2 | 0 | | | 3 | 1 | 4 | 1 | 2 | | | 3 | | 2 |
| 15 | KRESS Marina | 14:41 | 0/2 | 0 | 0/2 | 0 | | | 2/2 | 100 | 1 | 3 | 4 | | | 1 | | 1 | 3 | 2 |
| 7 | HASPER Viktoryia | 3:56 | 0/1 | 0 | 0/1 | 0 | | | | | 1 | 3 | 4 | | | | | 1 | | 0 |
| 8 | LIKHTAROVICH Tatsiana | 0:38 | | | | | | | | | | | | | | | | | | 0 |
| 9 | ANUFRIYENKA Natallia | 1:51 | | | | | | | | | | | | | | | | | | 0 |
| Team/Coach | | | | | | | | | | | | | | | | | | | | |
| Totals | | | 22/69 | 32 | 16/49 | 33 | 6/20 | 30 | 14/19 | 74 | 14 | 30 | 44 | 6 | 19 | 5 | 5 | 20 | 19 | 64 |
| Coach | | BUYALSKY Anatoly | | | | | | | | | | | | | | | | | | |
| Assistant Coach | | KALENTO Grigory ZHYLACH Iryna | | | | | | | | | | | | | | | | | | |

AUS - Australia

| No. | Name | MIN | Field Goals | | 2 Points | | 3 Points | | Free Throws | | Rebounds | | | AS | TO | ST | BS | PF | FO | PTS | |
|-----------------|--------------------|-------------------------|-------------|-----|----------|-----|----------|----|-------------|-----|----------|----|-----|----|----|----|----|----|----|-----|----|
| | | | M/A | % | M/A | % | M/A | % | M/A | % | OR | DR | TOT | | | | | | | | |
| *15 | JACKSON Lauren (C) | 28:41 | 6/15 | 40 | 4/10 | 40 | 2/5 | 40 | 4/6 | 67 | 2 | 8 | 10 | | | | | 3 | 3 | 18 | |
| *8 | BATKOVIC Suzy | 24:56 | 5/10 | 50 | 4/8 | 50 | 1/2 | 50 | 3/5 | 60 | 2 | 10 | 12 | 1 | 3 | | | 3 | 4 | 14 | |
| *7 | TAYLOR Penny | 24:38 | 4/8 | 50 | 2/4 | 50 | 2/4 | 50 | 2/3 | 67 | 1 | 4 | 5 | 1 | 2 | 1 | | 2 | 3 | 12 | |
| 11 | SUMMERTON Laura | 14:02 | 4/7 | 57 | 4/6 | 67 | 0/1 | 0 | 4/7 | 57 | 1 | 2 | 3 | | 1 | 1 | | 1 | 4 | 12 | |
| *10 | HARROWER Kristi | 27:04 | 3/7 | 43 | 1/3 | 33 | 2/4 | 50 | 1/2 | 50 | 1 | 2 | 3 | 5 | 3 | 3 | | 1 | 1 | 9 | |
| *12 | SNELL Belinda | 27:03 | 3/8 | 38 | 3/6 | 50 | 0/2 | 0 | 1/2 | 50 | 2 | 3 | 5 | 3 | 2 | | | 1 | 2 | 7 | |
| 14 | COX Rohanee | 10:32 | 1/5 | 20 | 0/2 | 0 | 1/3 | 33 | 2/2 | 100 | 1 | 1 | 2 | | 1 | | | 1 | 1 | 5 | |
| 5 | BEVILAQUA Tully | 11:18 | 1/3 | 33 | 1/1 | 100 | 0/2 | 0 | | | 1 | | 1 | | 1 | 3 | | 2 | | 2 | |
| 9 | GRIMA Hollie | 6:44 | 1/3 | 33 | 1/3 | 33 | | | | | | 3 | 3 | | 1 | | | 2 | 1 | 2 | |
| 13 | RANDALL Emma | 5:37 | 1/1 | 100 | 1/1 | 100 | | | | | 1 | 1 | 2 | | 1 | | | 3 | | 2 | |
| 4 | PHILLIPS Erin | 4:08 | | | | | | | | | | 1 | 1 | | 1 | | | | | 0 | |
| 6 | SCREEN Jenni | 15:17 | 0/3 | 0 | 0/2 | 0 | 0/1 | 0 | | | 1 | | 1 | 1 | | | | | 1 | 0 | |
| Team/Coach | | | | | | | | | | | | | | | | | | | | | |
| Totals | | | 29/70 | 41 | 21/46 | 46 | 8/24 | 33 | 17/27 | 63 | 13 | 35 | 48 | 11 | 14 | 10 | | | 19 | 20 | 83 |
| Coach | | STIRLING Jan | | | | | | | | | | | | | | | | | | | |
| Assistant Coach | | FOX Gary LONERGAN Peter | | | | | | | | | | | | | | | | | | | |

| | BLR | AUS |
|-----------------------|-----|-----|
| Points from Turnovers | 4 | 9 |
| Points in the Paint | 22 | 42 |
| Second Chance Points | 9 | 9 |
| Fast Break Points | 4 | 14 |

| | BLR | AUS |
|---------------------|-------------|-------------|
| Biggest Lead | 2 | 25 |
| Biggest Scoring Run | 7-0 (38-48) | 11-0 (6-16) |
| Lead Changes | 3 | |
| Times Tied | 3 | |

| Legend: | | | |
|---------|---------------------|-----|--------------------|
| % | Shooting Percentage | (C) | Captain |
| DR | Defensive Rebounds | FO | Fouls On |
| PF | Fouls | PTS | Points |
| TOT | Total Rebounds | | |
| * | Starters | | |
| M/A | Made/Attempts | AS | Assists |
| Qx | Quarter Time | MIN | Minutes Played |
| | | ST | Steals |
| | | BS | Blocked Shots |
| | | OR | Offensive Rebounds |
| | | TO | Turnovers |



OLYMPIC BASKETBALL GYMNASIUM
北京奥林匹克篮球馆
GYMNASE OLYMPIQUE DE BEIJING

SAT 星期六 SAM
9 AUG 2008
11:15

BASKETBALL
篮球 / BASKETBALL

WOMEN
女子项目 / FEMMES

PRELIMINARY ROUND GROUP B - GAME 2
预赛B组 - 第2场 / TOUR PRÉLIMINAIRE GROUPE B - MATCH 2



RESULTS

比赛成绩 / RÉSULTATS

MLI 72 vs 76 NZL

Attendance: 11.083

Referee: SEIBEL Stephen (CAN)

Commissioner: TURAM Emir (TUR)

Umpires: BLAUCH Susan (USA); CHLIF Abdellilah (MAR)

| Scoring by 5 min intervals: | | Q1 | | Q2 | | Q3 | | Q4 | |
|-----------------------------|--|----|----|----|----|----|----|----|----|
| MLI | | 7 | 18 | 27 | 33 | 44 | 54 | 61 | 72 |
| NZL | | 6 | 18 | 25 | 42 | 48 | 60 | 64 | 76 |

MLI - Mali

| No. | Name | MIN | Field Goals | | 2 Points | | 3 Points | | Free Throws | | Rebounds | | | AS | TO | ST | BS | PF | FO | PTS |
|-----------------|---------------------|--------------------|-------------|-----|----------|-----|----------|-----|-------------|-----|----------|----|-----|----|----|----|----|----|----|-----|
| | | | M/A | % | M/A | % | M/A | % | M/A | % | OR | DR | TOT | | | | | | | |
| *9 | MAIGA Hamchetou (C) | 36:15 | 8/15 | 53 | 8/15 | 53 | | | 2/4 | 50 | 3 | 4 | 7 | 3 | 5 | 1 | | 2 | 8 | 18 |
| *15 | SISSOKO Djenebou | 26:44 | 5/8 | 63 | 5/8 | 63 | | | 5/6 | 83 | 1 | 2 | 3 | 1 | 2 | 2 | | 3 | 5 | 15 |
| *11 | DIAWARA Djene | 25:33 | 3/7 | 43 | 3/7 | 43 | | | 3/4 | 75 | 1 | 5 | 6 | | | | | 4 | 3 | 9 |
| 12 | COULIBALY Nagnouma | 22:48 | 3/6 | 50 | 3/6 | 50 | | | 3/6 | 50 | 3 | 9 | 12 | | 3 | | 2 | 4 | 6 | 9 |
| *8 | GANDEGA Diana | 36:52 | 2/4 | 50 | 1/2 | 50 | 1/2 | 50 | 3/5 | 60 | | 4 | 4 | 1 | 7 | 2 | | 3 | 4 | 8 |
| 4 | TOURE Kadiatou | 8:07 | 1/1 | 100 | 1/1 | 100 | | | 3/3 | 100 | | 1 | 1 | | | | | 2 | 2 | 5 |
| 13 | TIREIRA Meiya | 13:21 | 2/3 | 67 | 2/3 | 67 | | | 1/2 | 50 | 1 | 1 | 2 | 2 | 1 | | | 3 | 1 | 5 |
| *10 | KANOUTE Kadiatou | 20:15 | 1/6 | 17 | 0/5 | 0 | 1/1 | 100 | | | | 1 | 1 | | 3 | | 1 | 4 | | 3 |
| 5 | TRAORE Nassira | | | | | | | | | | | | | | | | | | | 0 |
| 6 | DIARRA Mariatou | | | | | | | | | | | | | | | | | | | 0 |
| 7 | BAGAYOKO Fatoumata | 6:04 | 0/1 | 0 | | | 0/1 | 0 | | | | 1 | 1 | | | | | 2 | | 0 |
| 14 | SININTA Aminata | 4:01 | 0/2 | 0 | 0/2 | 0 | | | | | | 1 | 1 | | 2 | | | | | 0 |
| Team/Coach | | | | | | | | | | | | | | | | | | | | |
| Totals | | | 25/53 | 47 | 23/49 | 47 | 2/4 | 50 | 20/30 | 67 | 9 | 29 | 38 | 7 | 26 | 5 | 3 | 27 | 29 | 72 |
| Coach | | RUIZ Jose Valentin | | | | | | | | | | | | | | | | | | |
| Assistant Coach | | SISSOKO Oumar | | | | | | | | | | | | | | | | | | |

NZL - New Zealand

| No. | Name | MIN | Field Goals | | 2 Points | | 3 Points | | Free Throws | | Rebounds | | | AS | TO | ST | BS | PF | FO | PTS |
|-----------------|----------------------|-------------------------------|-------------|----|----------|-----|----------|----|-------------|-----|----------|----|-----|----|----|----|----|----|----|-----|
| | | | M/A | % | M/A | % | M/A | % | M/A | % | OR | DR | TOT | | | | | | | |
| *6 | MARINO Angela | 35:15 | 3/13 | 23 | 1/5 | 20 | 2/8 | 25 | 11/12 | 92 | | 1 | 1 | 4 | 3 | 3 | | 2 | 9 | 19 |
| 10 | WALLBUTTON Lisa | 17:35 | 5/6 | 83 | 5/6 | 83 | | | 3/3 | 100 | 2 | 2 | 4 | 1 | 4 | 1 | | 5 | 3 | 13 |
| *14 | HARMON Jillian | 28:05 | 5/12 | 42 | 5/12 | 42 | | | 2/3 | 67 | 4 | 4 | 8 | | 3 | 1 | | 3 | 5 | 12 |
| 15 | KERR Aneka (C) | 22:39 | 1/6 | 17 | 1/6 | 17 | | | 7/8 | 88 | 2 | 3 | 5 | 2 | | 1 | | 3 | 5 | 9 |
| *11 | McMEEKEN-RUSCOE Kate | 13:42 | 2/3 | 67 | | | 2/3 | 67 | | | 1 | | 1 | 2 | 2 | | | 2 | | 6 |
| 8 | PURCELL Natalie | 20:20 | 2/4 | 50 | 1/1 | 100 | 1/3 | 33 | | | 3 | 3 | 6 | | 1 | 1 | | 3 | | 5 |
| *12 | McCORMACK Jessica | 15:40 | 2/3 | 67 | 2/3 | 67 | | | 1/4 | 25 | 2 | 3 | 5 | | 2 | 1 | | 3 | 2 | 5 |
| 5 | WHAREMATE Nonila | 12:26 | 1/3 | 33 | 1/3 | 33 | | | 1/1 | 100 | | | | 1 | 2 | | | 1 | 2 | 3 |
| *4 | PURCELL Charmian | 10:03 | 1/3 | 33 | 1/2 | 50 | 0/1 | 0 | | | | 2 | 2 | | 2 | 2 | 1 | 4 | 1 | 2 |
| 7 | COCKS Micaela | 20:28 | 1/8 | 13 | 1/6 | 17 | 0/2 | 0 | | | 1 | 1 | 2 | 2 | | | | 2 | 1 | 2 |
| 9 | BATES Susannah | 2:29 | 0/3 | 0 | 0/2 | 0 | 0/1 | 0 | | | 3 | | 3 | | | | | 1 | | 0 |
| 13 | BODENSTEINER Teresa | 1:18 | 0/2 | 0 | 0/1 | 0 | 0/1 | 0 | | | 1 | | 1 | | 1 | | | | | 0 |
| Team/Coach | | | | | | | | | | | | | | | | | | | | |
| Totals | | | 23/66 | 35 | 18/47 | 38 | 5/19 | 26 | 25/31 | 81 | 19 | 19 | 38 | 12 | 20 | 10 | 1 | 29 | 28 | 76 |
| Coach | | McHUGH Mike | | | | | | | | | | | | | | | | | | |
| Assistant Coach | | GOODING Leigh KEREAMA Kennedy | | | | | | | | | | | | | | | | | | |

| | MLI | NZL |
|-----------------------|-----|-----|
| Points from Turnovers | 10 | 4 |
| Points in the Paint | 42 | 24 |
| Second Chance Points | 4 | 4 |
| Fast Break Points | 10 | 10 |

| | MLI | NZL |
|---------------------|--------------|-------------|
| Biggest Lead | 8 | 10 |
| Biggest Scoring Run | 10-0 (66-64) | 8-0 (14-14) |
| Lead Changes | 14 | |
| Times Tied | 11 | |

| Legend: | | | |
|---------|---------------------|-----|--------------------|
| % | Shooting Percentage | (C) | Captain |
| DR | Defensive Rebounds | FO | Fouls On |
| PF | Fouls | PTS | Points |
| TOT | Total Rebounds | | |
| * | Starters | | |
| M/A | Made/Attempts | AS | Assists |
| Qx | Quarter Time | MIN | Minutes Played |
| | | ST | Steals |
| | | BS | Blocked Shots |
| | | OR | Offensive Rebounds |
| | | TO | Turnovers |



OLYMPIC BASKETBALL GYMNASIUM
北京奥林匹克篮球馆
GYMNASE OLYMPIQUE DE BEIJING

BASKETBALL
篮球 / BASKETBALL

WOMEN
女子项目 / FEMMES

SAT 星期六 SAM
9 AUG 2008
14:30

PRELIMINARY ROUND GROUP B - GAME 3
预赛B组 - 第3场 / TOUR PRÉLIMINAIRE GROUPE B - MATCH 3



RESULTS

比赛成绩 / RÉSULTATS

ESP 64 vs 67 CHN

Attendance: 11.083

Referee: CARRION Jose (PUR)

Commissioner: HORGAN Fred (CAN)

Umpires: JULIEN Chantal (FRA); AVANESSIAN Heros (IRI)

| Scoring by 5 min intervals: | ESP | Q1 | | Q2 | | Q3 | | Q4 | |
|-----------------------------|-----|-----|----|----|----|----|----|----|----|
| | | CHN | 7 | 15 | 19 | 24 | 36 | 44 | 50 |
| | | 13 | 18 | 28 | 37 | 46 | 52 | 59 | 67 |

ESP - Spain

| No. | Name | MIN | Field Goals | | 2 Points | | 3 Points | | Free Throws | | Rebounds | | | AS | TO | ST | BS | PF | FO | PTS |
|-----------------|---------------------|--|-------------|-----|----------|-----|----------|----|-------------|-----|----------|----|-----|----|----|----|----|----|----|-----|
| | | | M/A | % | M/A | % | M/A | % | M/A | % | OR | DR | TOT | | | | | | | |
| *15 | TORRENS Alba | 17:48 | 7/11 | 64 | 4/5 | 80 | 3/6 | 50 | 1/1 | 100 | | 4 | 4 | | 1 | | | 1 | 1 | 18 |
| *12 | MONTANANA Anna | 33:42 | 6/14 | 43 | 6/12 | 50 | 0/2 | 0 | 1/1 | 100 | 2 | 5 | 7 | 2 | 2 | 2 | | 2 | 6 | 13 |
| 5 | LIMA Cindy Orquidea | 17:07 | 3/5 | 60 | 3/5 | 60 | | | 2/2 | 100 | 3 | 3 | 6 | | 1 | 1 | 1 | 4 | 2 | 8 |
| *10 | AGUILAR LOPEZ Elisa | 29:21 | 3/9 | 33 | 1/1 | 100 | 2/8 | 25 | | | | | | 3 | 1 | 2 | | 1 | 1 | 8 |
| *9 | PALAU Laia | 28:19 | 3/7 | 43 | 3/7 | 43 | | | 1/2 | 50 | | 3 | 3 | 4 | 1 | 1 | | 4 | 1 | 7 |
| 13 | VALDEMORO Amaya (C) | 23:57 | 2/10 | 20 | 1/4 | 25 | 1/6 | 17 | | | 1 | 5 | 6 | | 1 | 2 | 1 | 2 | 2 | 5 |
| *8 | PASCUA Maria Lucila | 16:28 | 1/6 | 17 | 1/4 | 25 | 0/2 | 0 | 1/2 | 50 | 1 | 2 | 3 | 2 | 1 | | | 5 | 1 | 3 |
| 14 | REVUELTO Maria | 3:00 | 1/1 | 100 | 1/1 | 100 | | | | | | 1 | 1 | | | | | | | 2 |
| 4 | NICHOLLS Laura | 5:16 | 0/3 | 0 | 0/3 | 0 | | | | | 1 | | 1 | | | | | | 1 | 0 |
| 6 | ABALDE Tamara | 4:01 | | | | | | | | | | 2 | 2 | | 2 | | | | | 0 |
| 7 | SANCHEZ Isabel | 10:08 | 0/2 | 0 | 0/2 | 0 | | | | | 1 | | 1 | | | 1 | | 1 | | 0 |
| 11 | MARTINEZ Nuria | 10:53 | 0/4 | 0 | 0/2 | 0 | 0/2 | 0 | | | | 1 | 1 | 1 | | 1 | | 1 | | 0 |
| Team/Coach | | | | | | | | | | | | | | | | | | | | |
| Totals | | | 26/72 | 36 | 20/46 | 43 | 6/26 | 23 | 6/8 | 75 | 9 | 26 | 35 | 12 | 10 | 10 | 2 | 21 | 15 | 64 |
| Coach | | PEREZ Evaristo | | | | | | | | | | | | | | | | | | |
| Assistant Coach | | LAPENA Victor Antonio GARCIA Susana Maria Fernanda | | | | | | | | | | | | | | | | | | |

CHN - China

| No. | Name | MIN | Field Goals | | 2 Points | | 3 Points | | Free Throws | | Rebounds | | | AS | TO | ST | BS | PF | FO | PTS |
|-----------------|----------------|-----------------------|-------------|----|----------|----|----------|-----|-------------|-----|----------|----|-----|----|----|----|----|----|----|-----|
| | | | M/A | % | M/A | % | M/A | % | M/A | % | OR | DR | TOT | | | | | | | |
| *5 | BIAN Lan | 35:06 | 5/13 | 38 | 3/11 | 27 | 2/2 | 100 | 3/5 | 60 | 2 | 10 | 12 | 1 | 3 | 1 | | 2 | 5 | 15 |
| *8 | MIAO Lijie (C) | 32:18 | 4/5 | 80 | 3/4 | 75 | 1/1 | 100 | 3/4 | 75 | 2 | 4 | 6 | 3 | 4 | 1 | | 2 | 5 | 12 |
| *15 | CHEN Nan | 28:52 | 5/11 | 45 | 5/11 | 45 | | | 2/3 | 67 | 3 | 7 | 10 | | 2 | | | 3 | 4 | 12 |
| *10 | SUI Feifei | 30:51 | 4/8 | 50 | 4/6 | 67 | 0/2 | 0 | 1/2 | 50 | 1 | 4 | 5 | 2 | 3 | 1 | | 4 | 1 | 9 |
| 12 | CHEN Xiaoli | 17:01 | 2/7 | 29 | 1/6 | 17 | 1/1 | 100 | 1/2 | 50 | 3 | 2 | 5 | | 3 | 2 | | 2 | 2 | 6 |
| *4 | SONG Xiaoyun | 35:21 | 2/9 | 22 | 1/6 | 17 | 1/3 | 33 | | | 1 | 5 | 6 | 2 | | 1 | | 2 | | 5 |
| 11 | SHAO Tingting | 3:11 | 1/2 | 50 | 1/2 | 50 | | | 1/2 | 50 | | 1 | 1 | | 1 | | | | 1 | 3 |
| 13 | LIU Dan | 7:26 | 1/2 | 50 | 1/2 | 50 | | | 1/1 | 100 | | 1 | 1 | | 2 | | | | 1 | 3 |
| 14 | ZHANG Xiaoni | 3:27 | 0/1 | 0 | 0/1 | 0 | | | 2/4 | 50 | 1 | | 1 | | | | | 2 | | 2 |
| 6 | ZHANG Hanlan | 4:14 | 0/1 | 0 | 0/1 | 0 | | | | | | | | | | | | | | 0 |
| 7 | ZHANG Wei | | | | | | | | | | | | | | | | | | | 0 |
| 9 | ZHANG Yu | 2:13 | | | | | | | | | | 1 | 1 | | | | | | | 0 |
| Team/Coach | | | | | | | | | | | | | | | | | | | | |
| Totals | | | 24/59 | 41 | 19/50 | 38 | 5/9 | 56 | 14/23 | 61 | 13 | 35 | 48 | 8 | 18 | 6 | | 15 | 21 | 67 |
| Coach | | MAHER Tom | | | | | | | | | | | | | | | | | | |
| Assistant Coach | | TIMMS Michele FAN Bin | | | | | | | | | | | | | | | | | | |

| | ESP | CHN |
|-----------------------|-----|-----|
| Points from Turnovers | 2 | 8 |
| Points in the Paint | 40 | 36 |
| Second Chance Points | 9 | 6 |
| Fast Break Points | 4 | 6 |

| | ESP | CHN |
|---------------------|-------------|-----------|
| Biggest Lead | 0 | 13 |
| Biggest Scoring Run | 9-0 (13-13) | 9-0 (0-9) |
| Lead Changes | 0 | |
| Times Tied | 2 | |

| Legend: | | | |
|---------|---------------------|-----|--------------------|
| % | Shooting Percentage | (C) | Captain |
| DR | Defensive Rebounds | FO | Fouls On |
| PF | Fouls | PTS | Points |
| TOT | Total Rebounds | | |
| * | Starters | | |
| M/A | Made/Attempts | AS | Assists |
| Qx | Quarter Time | MIN | Minutes Played |
| | | ST | Steals |
| | | BS | Blocked Shots |
| | | OR | Offensive Rebounds |
| | | TO | Turnovers |



OLYMPIC BASKETBALL GYMNASIUM
北京奥林匹克篮球馆
GYMNASE OLYMPIQUE DE BEIJING

SAT 星期六 SAM
9 AUG 2008
16:45

BASKETBALL
篮球 / BASKETBALL

WOMEN
女子项目 / FEMMES

PRELIMINARY ROUND GROUP A - GAME 4
预赛A组 - 第4场 / TOUR PRÉLIMINAIRE GROUPE A - MATCH 4



RESULTS

比赛成绩 / RÉSULTATS

BRA 62 vs 68 KOR

Attendance: 11.083

Referee: FACCHINI Fabio (ITA)

Commissioner: SUURKASK Valdu (EST)

Umpires: MUHIMUA Abreu (MOZ); TATIC Jasmina (SRB)

| Scoring by 5 min intervals: | | Q1 | | Q2 | | Q3 | | Q4 | | OT1 | |
|-----------------------------|--|----|----|----|----|----|----|----|----|-----|--|
| BRA | | 8 | 14 | 22 | 28 | 34 | 43 | 50 | 55 | 62 | |
| KOR | | 6 | 13 | 22 | 26 | 33 | 41 | 49 | 55 | 68 | |

BRA - Brazil

| No. | Name | MIN | Field Goals | | 2 Points | | 3 Points | | Free Throws | | Rebounds | | | AS | TO | ST | BS | PF | FO | PTS |
|-----------------|-----------------------------------|-------|-------------|-------|----------|------|----------|-------|-------------|-----|----------|----|-----|----|----|----|----|----|----|-----|
| | | | M/A | % | M/A | % | M/A | % | M/A | % | OR | DR | TOT | | | | | | | |
| 15 | SANTOS Kelly | 27:26 | 5/9 | 56 | 5/9 | 56 | | | 3/3 | 100 | 1 | 5 | 6 | 1 | 3 | 1 | | 1 | 4 | 13 |
| 4 | PINTO Adriana | 24:11 | 4/5 | 80 | 2/2 | 100 | 2/3 | 67 | | | 1 | 5 | 6 | 1 | 4 | | | 4 | | 10 |
| *7 | JACINTO Micaela | 33:52 | 4/13 | 31 | 4/12 | 33 | 0/1 | 0 | 2/4 | 50 | 1 | 6 | 7 | 3 | 4 | | | 5 | 3 | 10 |
| 12 | FERREIRA Patricia | 15:52 | 3/7 | 43 | 1/5 | 20 | 2/2 | 100 | 2/2 | 100 | 1 | 1 | 2 | 1 | 3 | | | | 1 | 10 |
| *10 | DANTAS Jucimara | 26:42 | 2/9 | 22 | 2/7 | 29 | 0/2 | 0 | 2/2 | 100 | 4 | 2 | 6 | 1 | 5 | 3 | | 3 | 3 | 6 |
| *9 | NEVES Claudia (C) | 36:51 | 2/8 | 25 | 1/2 | 50 | 1/6 | 17 | | | 1 | 5 | 6 | | 3 | | | 5 | 2 | 5 |
| *5 | COSTA Karla | 26:04 | 1/10 | 10 | 0/2 | 0 | 1/8 | 13 | | | | 6 | 6 | 2 | 3 | 3 | | | 1 | 3 |
| *11 | ZAKRZESKI Soeli | 8:53 | 1/1 | 100 | 1/1 | 100 | | | 1/2 | 50 | 1 | 1 | 2 | | 2 | | | 2 | 2 | 3 |
| 13 | NASCIMENTO Francielle | 24:12 | 1/3 | 33 | 1/3 | 33 | | | | | 5 | 7 | 12 | 1 | 1 | | | 2 | 1 | 2 |
| 6 | ROCHA Karen | 0:57 | | | | | | | | | | | | | 1 | | | | | 0 |
| 8 | BELING Fernanda | | | | | | | | | | | | | | | | | | | 0 |
| 14 | COELHO Graziane | | | | | | | | | | | | | | | | | | | 0 |
| Team/Coach | | | | | | | | | | | | | | | | | | | | |
| Totals | | 23/65 | 35 | 17/43 | 40 | 6/22 | 27 | 10/13 | 77 | 15 | 38 | 53 | 10 | 29 | 7 | | | 22 | 17 | 62 |
| Coach | CAMPOS Paulo | | | | | | | | | | | | | | | | | | | |
| Assistant Coach | GUIDETTI Cesar NUNES Joao Antonio | | | | | | | | | | | | | | | | | | | |

KOR - Korea

| No. | Name | MIN | Field Goals | | 2 Points | | 3 Points | | Free Throws | | Rebounds | | | AS | TO | ST | BS | PF | FO | PTS |
|-----------------|-----------------|-------|-------------|-------|----------|------|----------|-------|-------------|-----|----------|----|-----|----|----|----|----|----|----|-----|
| | | | M/A | % | M/A | % | M/A | % | M/A | % | OR | DR | TOT | | | | | | | |
| 6 | CHOI Younah | 26:21 | 5/8 | 63 | 4/4 | 100 | 1/4 | 25 | 8/8 | 100 | 2 | 5 | 7 | 2 | 1 | 2 | | | 6 | 19 |
| *10 | BEON Yeonha | 35:35 | 6/17 | 35 | 3/6 | 50 | 3/11 | 27 | 4/4 | 100 | | 2 | 2 | 2 | 2 | 2 | | 2 | 5 | 19 |
| 13 | KIM Jungeun | 28:12 | 6/11 | 55 | 6/7 | 86 | 0/4 | 0 | | | | 2 | 2 | 2 | 1 | 1 | | 3 | | 12 |
| *9 | JUNG Sunmin (C) | 38:30 | 5/16 | 31 | 5/16 | 31 | | | | | 1 | 7 | 8 | 5 | 3 | 1 | | 4 | 5 | 10 |
| *5 | LEE Misun | 25:37 | 2/3 | 67 | 2/3 | 67 | | | | | 2 | 2 | 4 | | 2 | 5 | | 3 | 1 | 4 |
| *14 | KIM Kweryong | 30:49 | 1/5 | 20 | 1/5 | 20 | | | 2/4 | 50 | | 6 | 6 | 1 | 2 | | | 3 | 3 | 4 |
| 4 | KIM Yeongok | 1:40 | 0/1 | 0 | | | 0/1 | 0 | | | | | | | | 1 | | | | 0 |
| *7 | JIN Mijung | 7:02 | 0/3 | 0 | 0/1 | 0 | 0/2 | 0 | | | | | | | | | | | | 0 |
| 8 | LEE Jongae | 5:40 | | | | | | | | | | | | | 1 | | | 1 | 1 | 0 |
| 11 | PARK Jungeun | 11:20 | 0/3 | 0 | 0/1 | 0 | 0/2 | 0 | | | | 1 | 1 | | | 1 | | | | 0 |
| 12 | HA Eunjoo | | | | | | | | | | | | | | | | | | | 0 |
| 15 | SIN Jungja | 14:14 | 0/2 | 0 | 0/2 | 0 | | | | | 1 | | 1 | 2 | | 1 | | 1 | 1 | 0 |
| Team/Coach | | | | | | | | | | | | | | | | | | | | |
| Totals | | 25/69 | 36 | 21/45 | 47 | 4/24 | 17 | 14/16 | 88 | 6 | 25 | 31 | 14 | 12 | 14 | | | 17 | 22 | 68 |
| Coach | JUNG Duk Hwa | | | | | | | | | | | | | | | | | | | |
| Assistant Coach | WE Sungwoo | | | | | | | | | | | | | | | | | | | |

| | BRA | KOR |
|-----------------------|-----|-----|
| Points from Turnovers | 6 | 8 |
| Points in the Paint | 26 | 28 |
| Second Chance Points | 2 | 2 |
| Fast Break Points | 11 | 4 |

| | BRA | KOR |
|---------------------|-------------|-------------|
| Biggest Lead | 7 | 9 |
| Biggest Scoring Run | 8-0 (48-41) | 9-0 (57-66) |
| Lead Changes | 12 | |
| Times Tied | 10 | |

| Legend: | | | |
|---------|---------------------|-----|--------------------|
| % | Shooting Percentage | (C) | Captain |
| DR | Defensive Rebounds | FO | Fouls On |
| OTx | Overtime | PF | Fouls |
| TO | Turnovers | TOT | Total Rebounds |
| * | Starters | M/A | Made/Attempts |
| AS | Assists | PTS | Points |
| MIN | Minutes Played | Qx | Quarter Time |
| BS | Blocked Shots | OR | Offensive Rebounds |
| ST | Steals | | |



OLYMPIC BASKETBALL GYMNASIUM
北京奥林匹克篮球馆
GYMNASÉ OLYMPIQUE DE BEIJING

BASKETBALL
篮球 / BASKETBALL

WOMEN
女子项目 / FEMMES

SAT 星期六 SAM
9 AUG 2008
20:00

PRELIMINARY ROUND GROUP B - GAME 5
预赛B组 - 第5场 / TOUR PRÉLIMINAIRE GROUPE B - MATCH 5



RESULTS

比赛成绩 / RÉSULTATS

USA 97 vs 57 CZE

Attendance: 11.083

Referee: AYLEN Michael (AUS)

Commissioner: LEE Kak-Kuan (MAS)

Umpires: CHERNOVA Elena (RUS); da SILVA Fatima (BRA)

| Scoring by 5 min intervals: | USA | Q1 | | Q2 | | Q3 | | Q4 | |
|-----------------------------|-----|-----|----|----|----|----|----|----|----|
| | | CZE | 4 | 22 | 34 | 49 | 59 | 75 | 84 |
| | | 13 | 17 | 23 | 31 | 36 | 44 | 51 | 57 |

USA - United States

| No. | Name | MIN | Field Goals | | 2 Points | | 3 Points | | Free Throws | | Rebounds | | | AS | TO | ST | BS | PF | FO | PTS |
|-----------------|----------------------|-------|-------------|----|----------|-----|----------|-----|-------------|-----|-------------|----|-----|----|----|----|----|----|----|-----|
| | | | M/A | % | M/A | % | M/A | % | M/A | % | OR | DR | TOT | | | | | | | |
| *12 | TAURASI Diana | 21:35 | 7/13 | 54 | 6/8 | 75 | 1/5 | 20 | 2/2 | 100 | | 2 | 2 | 2 | | | | 1 | 1 | 17 |
| 13 | FOWLES Sylvia | 17:06 | 7/9 | 78 | 7/9 | 78 | | | 2/3 | 67 | 3 | 11 | 14 | 1 | 1 | | 2 | 1 | 3 | 16 |
| 4 | PONDEXTER Cappie | 14:51 | 4/5 | 80 | 3/4 | 75 | 1/1 | 100 | 3/4 | 75 | | 2 | 2 | 2 | 2 | 1 | | 2 | 2 | 12 |
| 5 | AUGUSTUS Seimone | 18:25 | 2/4 | 50 | 2/4 | 50 | | | 5/6 | 83 | 1 | 1 | 2 | 2 | | | | | 4 | 9 |
| 15 | PARKER Candace | 23:35 | 3/7 | 43 | 3/7 | 43 | | | 3/7 | 43 | 1 | 2 | 3 | 1 | 2 | 3 | 1 | 2 | 5 | 9 |
| *11 | THOMPSON Tina | 17:30 | 3/6 | 50 | 3/5 | 60 | 0/1 | 0 | 1/2 | 50 | | 1 | 1 | 2 | 1 | | | 3 | 2 | 7 |
| *14 | SMITH Katie | 13:07 | 2/9 | 22 | 1/4 | 25 | 1/5 | 20 | 2/2 | 100 | | 2 | 2 | 1 | | 2 | | 2 | 1 | 7 |
| 10 | CATCHINGS Tamika | 12:02 | 3/4 | 75 | 3/3 | 100 | 0/1 | 0 | | | 1 | | 1 | 2 | 1 | 1 | | 2 | | 6 |
| *6 | BIRD Sue | 15:23 | 2/3 | 67 | 1/1 | 100 | 1/2 | 50 | | | | 2 | 2 | 1 | | 3 | | | 1 | 5 |
| *9 | LESLIE Lisa (C) | 16:53 | 2/4 | 50 | 2/4 | 50 | | | | | 7 | 3 | 10 | 1 | 3 | 1 | | 1 | 3 | 4 |
| 7 | LAWSON Kara | 19:23 | 1/4 | 25 | 0/2 | 0 | 1/2 | 50 | | | | 1 | 1 | 3 | 1 | 2 | | | | 3 |
| 8 | MILTON-JONES Delisha | 10:10 | 1/3 | 33 | 1/3 | 33 | | | | | 1 | | 1 | | 1 | | | 2 | | 2 |
| Team/Coach | | | | | | | | | | | | | | | | | | | | |
| Totals | | | 37/71 | 52 | 32/54 | 59 | 5/17 | 29 | 18/26 | 69 | 14 | 27 | 41 | 18 | 12 | 13 | 3 | 16 | 22 | 97 |
| Coach | DONOVAN Anne | | | | | | | | | | | | | | | | | | | |
| Assistant Coach | GOESTENKORS Gail | | | | | | | | | | STALEY Dawn | | | | | | | | | |

CZE - Czech Republic

| No. | Name | MIN | Field Goals | | 2 Points | | 3 Points | | Free Throws | | Rebounds | | | AS | TO | ST | BS | PF | FO | PTS |
|-----------------|-----------------------|-------|-------------|-----|----------|-----|----------|----|-------------|-----|----------|----|-----|----|----|----|----|----|----|-----|
| | | | M/A | % | M/A | % | M/A | % | M/A | % | OR | DR | TOT | | | | | | | |
| *15 | VITECKOVA Eva | 22:29 | 4/9 | 44 | 2/5 | 40 | 2/4 | 50 | 2/2 | 100 | | 2 | 2 | 1 | 1 | | | 3 | 1 | 12 |
| *4 | VESELA Jana | 28:39 | 2/3 | 67 | 2/3 | 67 | | | 4/6 | 67 | 2 | 7 | 9 | | 7 | 1 | | 4 | 5 | 8 |
| 10 | SUJANOVA Edita | 16:59 | 3/5 | 60 | 3/5 | 60 | | | 1/1 | 100 | 1 | 2 | 3 | 1 | 1 | | | | 1 | 7 |
| 14 | ELHOTOVA Katerina | 14:17 | 3/8 | 38 | 2/4 | 50 | 1/4 | 25 | | | 1 | 2 | 3 | 2 | 3 | | | 3 | | 7 |
| *9 | MACHOVA Hana | 20:50 | 2/7 | 29 | 2/6 | 33 | 0/1 | 0 | 2/2 | 100 | 1 | 5 | 6 | 4 | 3 | 1 | | 2 | 3 | 6 |
| *5 | VECEROVA Ivana | 23:55 | 1/6 | 17 | 1/6 | 17 | | | 2/4 | 50 | 2 | 2 | 4 | 2 | 2 | 1 | 1 | 2 | 4 | 4 |
| 6 | HEJDOVA Romana | 10:00 | 1/3 | 33 | 0/1 | 0 | 1/2 | 50 | | | | 1 | 1 | | 1 | | | | | 3 |
| 8 | UHROVA Michaela | 8:29 | 1/2 | 50 | | | 1/2 | 50 | | | | | | 2 | 1 | | | 1 | | 3 |
| 12 | MOKROSOVA Marketa (C) | 15:16 | 1/4 | 25 | 0/2 | 0 | 1/2 | 50 | | | | | | 1 | 3 | 3 | | 1 | | 3 |
| 7 | HARTIGOVA Michala | 7:19 | 1/1 | 100 | 1/1 | 100 | | | | | | 1 | 1 | | 5 | | | 2 | | 2 |
| *13 | KULICHOVA Petra | 26:49 | 1/7 | 14 | 1/7 | 14 | | | | | 1 | 2 | 3 | | | | | 4 | 2 | 2 |
| 11 | SVOBODOVA Miloslava | 4:58 | | | | | | | | | | | | | | | | | | 0 |
| Team/Coach | | | | | | | | | | | | | | | | | | | | |
| Totals | | | 20/55 | 36 | 14/40 | 35 | 6/15 | 40 | 11/15 | 73 | 8 | 24 | 32 | 13 | 27 | 6 | 1 | 22 | 16 | 57 |
| Coach | BOBROVSKY Jan | | | | | | | | | | | | | | | | | | | |
| Assistant Coach | VOLEJNIK Miroslav | | | | | | | | | | | | | | | | | | | |

| | USA | CZE |
|-----------------------|-----|-----|
| Points from Turnovers | 12 | 2 |
| Points in the Paint | 50 | 22 |
| Second Chance Points | 8 | 4 |
| Fast Break Points | 10 | 2 |

| | USA | CZE |
|---------------------|--------------|-------------|
| Biggest Lead | 40 | 11 |
| Biggest Scoring Run | 12-0 (22-17) | 9-0 (84-53) |
| Lead Changes | 1 | |
| Times Tied | 1 | |

| Legend: | | |
|---------|---------------------|-----------------------|
| % | Shooting Percentage | (C) Captain |
| DR | Defensive Rebounds | FO Fouls On |
| PF | Fouls | PTS Points |
| TOT | Total Rebounds | * Starters |
| | | M/A Made/Attempts |
| | | Qx Quarter Time |
| | | AS Assists |
| | | MIN Minutes Played |
| | | ST Steals |
| | | BS Blocked Shots |
| | | OR Offensive Rebounds |
| | | TO Turnovers |



OLYMPIC BASKETBALL GYMNASIUM
北京奥林匹克篮球馆
GYMNASE OLYMPIQUE DE BEIJING

BASKETBALL
篮球 / BASKETBALL

WOMEN
女子项目 / FEMMES

SAT 星期六 SAM
9 AUG 2008
22:15

PRELIMINARY ROUND GROUP A - GAME 6
预赛A组 - 第6场 / TOUR PRÉLIMINAIRE GROUPE A - MATCH 6



RESULTS

比赛成绩 / RÉSULTATS

RUS 62 vs 57 LAT

Attendance: 11.083

Referee: ESTEVEZ Pablo (ARG)

Commissioner: GARCIA Anibal (PUR)

Umpires: ARTEAGA Juan (ESP); MA Lijun (CHN)

| Scoring by 5 min intervals: | RUS | Q1 | | Q2 | | Q3 | | Q4 | |
|-----------------------------|-----|-----|---|----|----|----|----|----|----|
| | | LAT | 9 | 14 | 22 | 29 | 32 | 41 | 51 |
| | | 5 | 7 | 22 | 31 | 35 | 48 | 51 | 57 |

RUS - Russian Fed.

| No. | Name | MIN | Field Goals | | 2 Points | | 3 Points | | Free Throws | | Rebounds | | | AS | TO | ST | BS | PF | FO | PTS |
|-----------------|-----------------------------------|-------|-------------|----|----------|----|----------|-----|-------------|-----|----------|----|-----|----|----|----|----|----|----|-----|
| | | | M/A | % | M/A | % | M/A | % | M/A | % | OR | DR | TOT | | | | | | | |
| *9 | SHCHEGOLEVA Tatiana | 33:15 | 5/12 | 42 | 5/10 | 50 | 0/2 | 0 | 3/3 | 100 | 6 | 6 | 12 | 2 | 5 | 1 | | 2 | 8 | 13 |
| *10 | KORSTIN Ilona | 30:51 | 4/5 | 80 | 2/3 | 67 | 2/2 | 100 | 3/4 | 75 | 2 | 3 | 5 | | 2 | 1 | | 2 | 2 | 13 |
| 7 | HAMMON Rebekka Linn | 21:25 | 4/8 | 50 | 1/3 | 33 | 3/5 | 60 | | | | 1 | 1 | 1 | 4 | 2 | | | 1 | 11 |
| 4 | KUZINA Marina | 9:25 | 4/7 | 57 | 4/7 | 57 | | | 0/1 | 0 | | 2 | 2 | 2 | 1 | | | 3 | 1 | 8 |
| *11 | STEPANOVA Maria | 20:03 | 3/10 | 30 | 3/10 | 30 | | | 2/4 | 50 | 1 | 5 | 6 | 1 | 1 | | | 2 | 4 | 8 |
| 14 | ABROSIMOVA Svetlana | 18:01 | 1/3 | 33 | 0/2 | 0 | 1/1 | 100 | | | 1 | 5 | 6 | | 3 | 2 | 2 | 1 | 1 | 3 |
| *5 | RAKHMATULINA Oxana | 24:50 | 1/5 | 20 | 1/3 | 33 | 0/2 | 0 | 0/2 | 0 | 1 | 2 | 3 | 5 | 1 | 2 | | 3 | 2 | 2 |
| 8 | KARPUNINA Marina | 22:03 | 0/3 | 0 | | | 0/3 | 0 | 2/2 | 100 | | 2 | 2 | | 2 | 2 | | 2 | 1 | 2 |
| *15 | OSIPOVA Irina | 20:07 | 1/5 | 20 | 1/5 | 20 | | | | | 1 | 5 | 6 | 1 | 1 | | 2 | 4 | | 2 |
| 6 | VODOPYANOVA Natalia | | | | | | | | | | | | | | | | | | | 0 |
| 12 | LISINA Ekaterina | | | | | | | | | | | | | | | | | | | 0 |
| 13 | SOKOLOVSKAYA Irina (C) | | | | | | | | | | | | | | | | | | | 0 |
| Team/Coach | | | | | | | | | | | | | | | | | | | | |
| Totals | | | 23/58 | 40 | 17/43 | 40 | 6/15 | 40 | 10/16 | 63 | 12 | 31 | 43 | 10 | 21 | 11 | 4 | 19 | 20 | 62 |
| Coach | GRUDIN Igor | | | | | | | | | | | | | | | | | | | |
| Assistant Coach | HEJKOVA Natalia SOKOLOVSKIY Boris | | | | | | | | | | | | | | | | | | | |

LAT - Latvia

| No. | Name | MIN | Field Goals | | 2 Points | | 3 Points | | Free Throws | | Rebounds | | | AS | TO | ST | BS | PF | FO | PTS |
|-----------------|-----------------------------|-------|-------------|----|----------|----|----------|-----|-------------|-----|----------|----|-----|----|----|----|----|----|----|-----|
| | | | M/A | % | M/A | % | M/A | % | M/A | % | OR | DR | TOT | | | | | | | |
| 9 | JANSONE Liene | 27:56 | 10/19 | 53 | 6/12 | 50 | 4/7 | 57 | | | | 5 | 5 | | | | | 3 | 1 | 24 |
| *10 | JEKABSONE-ZOGOTA Anete (C) | 30:59 | 1/12 | 8 | 1/9 | 11 | 0/3 | 0 | 5/8 | 63 | 3 | 1 | 4 | 6 | 5 | 1 | | 4 | 5 | 7 |
| *7 | TAMANE Zane | 27:04 | 3/7 | 43 | 3/7 | 43 | | | 0/2 | 0 | 2 | 4 | 6 | 1 | 3 | 3 | | 2 | 1 | 6 |
| *8 | BASKO Gunta | 27:38 | 2/8 | 25 | 1/3 | 33 | 1/5 | 20 | 1/4 | 25 | 1 | 3 | 4 | 3 | 3 | | 1 | 4 | 3 | 6 |
| *14 | KUBLINA Ieva | 25:00 | 2/8 | 25 | 2/5 | 40 | 0/3 | 0 | 2/2 | 100 | 4 | 2 | 6 | | 2 | | | 2 | 2 | 6 |
| *6 | EGLITE Zane | 26:07 | 1/2 | 50 | | | 1/2 | 50 | 2/4 | 50 | | 2 | 2 | 3 | 2 | 2 | | | 4 | 5 |
| 13 | TARE Ieva | 14:11 | 1/2 | 50 | 0/1 | 0 | 1/1 | 100 | | | | 2 | 2 | | | 1 | | 3 | 2 | 3 |
| 4 | BABKINA Elina | | | | | | | | | | | | | | | | | | | 0 |
| 5 | EIBELE Anda | 12:45 | 0/1 | 0 | | | 0/1 | 0 | 0/2 | 0 | | 2 | 2 | 2 | | 1 | | 1 | 1 | 0 |
| 11 | PUTNINA Aija | | | | | | | | | | | | | | | | | | | 0 |
| 12 | KRUMBERGA Dita | 8:20 | 0/2 | 0 | 0/1 | 0 | 0/1 | 0 | | | | | | | | | | 1 | | 0 |
| 15 | BRUMERMANE Aija | | | | | | | | | | | | | | | | | | | 0 |
| Team/Coach | | | | | | | | | | | | | | | | | | | | |
| Totals | | | 20/61 | 33 | 13/38 | 34 | 7/23 | 30 | 10/22 | 45 | 10 | 21 | 31 | 15 | 15 | 8 | 1 | 20 | 19 | 57 |
| Coach | ZVIRGZDINS Ainars | | | | | | | | | | | | | | | | | | | |
| Assistant Coach | NERIPS Aigars BRUZIKS Maris | | | | | | | | | | | | | | | | | | | |

| | RUS | LAT |
|-----------------------|-----|-----|
| Points from Turnovers | 3 | 2 |
| Points in the Paint | 32 | 26 |
| Second Chance Points | 11 | 2 |
| Fast Break Points | 4 | 2 |

| | RUS | LAT |
|---------------------|-------------|--------------|
| Biggest Lead | 10 | 9 |
| Biggest Scoring Run | 11-0 (13-5) | 10-0 (32-41) |
| Lead Changes | 9 | |
| Times Tied | 5 | |

| Legend: | | |
|---------|---------------------|-----------------------|
| % | Shooting Percentage | (C) Captain |
| DR | Defensive Rebounds | FO Fouls On |
| PF | Fouls | PTS Points |
| TOT | Total Rebounds | * Starters |
| | | M/A Made/Attempts |
| | | Qx Quarter Time |
| | | AS Assists |
| | | MIN Minutes Played |
| | | ST Steals |
| | | BS Blocked Shots |
| | | OR Offensive Rebounds |
| | | TO Turnovers |



RESULTS
比赛成绩 / RÉSULTATS
NZL 62 vs 85 ESP

Attendance: 11.083

Referee: MUHIMUA Abreu (MOZ)

Commissioner: MENJOUR Abderraouf (TUN)

Umpires: CHERNOVA Elena (RUS); da SILVA Fatima (BRA)

| Scoring by 5 min intervals: | | Q1 | | Q2 | | Q3 | | Q4 | |
|-----------------------------|--|----|----|----|----|----|----|----|----|
| NZL | | 5 | 7 | 18 | 27 | 40 | 47 | 52 | 62 |
| ESP | | 12 | 18 | 28 | 40 | 49 | 60 | 67 | 85 |

NZL - New Zealand

| No. | Name | MIN | Field Goals | | 2 Points | | 3 Points | | Free Throws | | Rebounds | | | AS | TO | ST | BS | PF | FO | PTS |
|-----------------|----------------------|-------------------------------|-------------|----|----------|----|----------|----|-------------|-----|----------|----|-----|----|----|----|----|----|----|-----|
| | | | M/A | % | M/A | % | M/A | % | M/A | % | OR | DR | TOT | | | | | | | |
| *14 | HARMON Jillian | 31:15 | 8/12 | 67 | 8/12 | 67 | | | 6/9 | 67 | 1 | 4 | 5 | 3 | 1 | 1 | | 3 | 8 | 22 |
| *11 | McMEEKEN-RUSCOE Kate | 29:00 | 3/9 | 33 | 1/6 | 17 | 2/3 | 67 | 2/2 | 100 | | | | | 1 | 1 | | 1 | 2 | 10 |
| 9 | BATES Susannah | 17:19 | 3/5 | 60 | 2/3 | 67 | 1/2 | 50 | 2/2 | 100 | 2 | 3 | 5 | 1 | 1 | 1 | | 4 | 4 | 9 |
| 15 | KERR Aneka (C) | 14:54 | 4/6 | 67 | 4/6 | 67 | | | | | | 1 | 1 | 1 | 4 | | | 1 | 2 | 8 |
| *6 | MARINO Angela | 34:13 | 1/9 | 11 | 1/5 | 20 | 0/4 | 0 | 5/6 | 83 | 2 | 1 | 3 | 1 | 3 | 2 | | 1 | 5 | 7 |
| 10 | WALLBUTTON Lisa | 19:26 | 2/5 | 40 | 2/4 | 50 | 0/1 | 0 | 1/2 | 50 | 2 | 4 | 6 | | 3 | 2 | | 5 | 3 | 5 |
| *4 | PURCELL Charmian | 11:56 | 0/2 | 0 | 0/1 | 0 | 0/1 | 0 | 1/2 | 50 | | 3 | 3 | | 2 | | | 2 | 1 | 1 |
| 5 | WHAREMATE Nonila | 10:15 | 0/2 | 0 | 0/2 | 0 | | | | | 1 | 1 | 2 | | 2 | | | 1 | | 0 |
| 7 | COCKS Micaela | 8:34 | 0/1 | 0 | | | 0/1 | 0 | | | 1 | | 1 | | 1 | | | 1 | | 0 |
| 8 | PURCELL Natalie | 7:53 | 0/1 | 0 | | | 0/1 | 0 | | | | 2 | 2 | | 1 | 1 | | 2 | | 0 |
| *12 | McCORMACK Jessica | 11:33 | 0/2 | 0 | 0/2 | 0 | | | | | | | | | 1 | | | | 1 | 0 |
| 13 | BODENSTEINER Teresa | 3:42 | | | | | | | | | | | | | 1 | | | 2 | | 0 |
| Team/Coach | | | | | | | | | | | | | | | | | | | | |
| Totals | | | 21/54 | 39 | 18/41 | 44 | 3/13 | 23 | 17/23 | 74 | 9 | 19 | 28 | 6 | 21 | 8 | | 23 | 26 | 62 |
| Coach | | McHUGH Mike | | | | | | | | | | | | | | | | | | |
| Assistant Coach | | GOODING Leigh KEREAMA Kennedy | | | | | | | | | | | | | | | | | | |

ESP - Spain

| No. | Name | MIN | Field Goals | | 2 Points | | 3 Points | | Free Throws | | Rebounds | | | AS | TO | ST | BS | PF | FO | PTS |
|-----------------|---------------------|--|-------------|-----|----------|-----|----------|-----|-------------|-----|----------|----|-----|----|----|----|----|----|----|-----|
| | | | M/A | % | M/A | % | M/A | % | M/A | % | OR | DR | TOT | | | | | | | |
| 7 | SANCHEZ Isabel | 21:19 | 4/7 | 57 | 2/3 | 67 | 2/4 | 50 | 9/10 | 90 | 3 | 3 | 3 | 2 | 2 | 1 | 1 | 2 | 9 | 19 |
| *12 | MONTANANA Anna | 20:20 | 7/8 | 88 | 6/7 | 86 | 1/1 | 100 | 3/3 | 100 | 3 | 3 | 7 | 1 | 5 | 2 | | 3 | 2 | 18 |
| *15 | TORRENS Alba | 24:02 | 4/8 | 50 | 4/6 | 67 | 0/2 | 0 | 1/1 | 100 | | 3 | 3 | 2 | 1 | 1 | | 3 | 1 | 9 |
| 4 | NICHOLLS Laura | 15:28 | 2/2 | 100 | 2/2 | 100 | | | 3/7 | 43 | 4 | 1 | 5 | 1 | 3 | | | 4 | 5 | 7 |
| *9 | PALAU Laia | 18:41 | 3/4 | 75 | 2/2 | 100 | 1/2 | 50 | | | 1 | 1 | 2 | 1 | 5 | 1 | | 2 | | 7 |
| 11 | MARTINEZ Nuria | 15:00 | 2/3 | 67 | | | 2/3 | 67 | 1/2 | 50 | | 4 | 4 | | 3 | 1 | | 3 | 3 | 7 |
| 13 | VALDEMORO Amaya (C) | 23:08 | 3/9 | 33 | 3/5 | 60 | 0/4 | 0 | | | | 6 | 6 | 1 | 1 | 3 | 2 | | | 6 |
| 6 | ABALDE Tamara | 16:04 | 2/4 | 50 | 2/4 | 50 | | | 1/2 | 50 | 1 | 2 | 3 | | 1 | | | 4 | 1 | 5 |
| *8 | PASCUA Maria Lucila | 17:46 | 2/6 | 33 | 2/6 | 33 | | | | | 1 | 2 | 3 | 1 | 3 | | | 3 | | 4 |
| *10 | AGUILAR LOPEZ Elisa | 25:00 | 1/3 | 33 | | | 1/3 | 33 | | | | 3 | 3 | 2 | | | | 2 | 1 | 3 |
| 5 | LIMA Cindy Orquidea | 0:20 | | | | | | | | | | | | | | | | | | 0 |
| 14 | REVUELTO Maria | 2:52 | 0/1 | 0 | 0/1 | 0 | | | | | | | | | 1 | | | | 1 | 0 |
| Team/Coach | | | | | | | | | | | | | | | | | | | | |
| Totals | | | 30/55 | 55 | 23/36 | 64 | 7/19 | 37 | 18/25 | 72 | 13 | 25 | 39 | 12 | 24 | 9 | 3 | 26 | 23 | 85 |
| Coach | | PEREZ Evaristo | | | | | | | | | | | | | | | | | | |
| Assistant Coach | | LAPENA Victor Antonio GARCIA Susana Maria Fernanda | | | | | | | | | | | | | | | | | | |

| | NZL | ESP |
|-----------------------|-----|-----|
| Points from Turnovers | 9 | 15 |
| Points in the Paint | 18 | 42 |
| Second Chance Points | 4 | 4 |
| Fast Break Points | | 10 |

| | NZL | ESP |
|---------------------|-------------|-------------|
| Biggest Lead | 0 | 23 |
| Biggest Scoring Run | 8-0 (40-49) | 10-0 (5-16) |
| Lead Changes | 0 | |
| Times Tied | 1 | |

| Legend: | | |
|---------|---------------------|-----------------------|
| % | Shooting Percentage | (C) Captain |
| DR | Defensive Rebounds | FO Fouls On |
| PF | Fouls | PTS Points |
| TOT | Total Rebounds | * Starters |
| | | M/A Made/Attempts |
| | | Qx Quarter Time |
| | | AS Assists |
| | | MIN Minutes Played |
| | | ST Steals |
| | | BS Blocked Shots |
| | | OR Offensive Rebounds |
| | | TO Turnovers |



RESULTS

比赛成绩 / RÉSULTATS

CZE 81 vs 47 MLI

Attendance: 11.083

Referee: BUTLER Scott (AUS)

Commissioner: FONTANA Geraldo (BRA)

Umpires: TOWNSEND Dawna (CAN); AL-AMIRI Mohammad (KUW)

| Scoring by 5 min intervals: | CZE | Q1 | | Q2 | | Q3 | | Q4 | |
|-----------------------------|-----|-----|----|----|----|----|----|----|----|
| | | MLI | 12 | 23 | 29 | 38 | 51 | 56 | 68 |
| | | 0 | 4 | 14 | 22 | 24 | 33 | 35 | 47 |

CZE - Czech Republic

| No. | Name | MIN | Field Goals | | 2 Points | | 3 Points | | Free Throws | | Rebounds | | | AS | TO | ST | BS | PF | FO | PTS |
|-----------------|-----------------------|-------------------|-------------|-----|----------|-----|----------|-----|-------------|-----|----------|----|-----|----|----|----|----|----|----|-----|
| | | | M/A | % | M/A | % | M/A | % | M/A | % | OR | DR | TOT | | | | | | | |
| *9 | MACHOVA Hana | 22:05 | 5/11 | 45 | 2/6 | 33 | 3/5 | 60 | 1/1 | 100 | 3 | 2 | 5 | 2 | 2 | 3 | | 2 | 2 | 14 |
| *4 | VESELA Jana | 24:15 | 6/8 | 75 | 6/8 | 75 | | | 0/1 | 0 | 2 | 3 | 5 | 1 | 2 | 2 | 1 | 3 | 2 | 12 |
| 14 | ELHOTOVA Katerina | 17:59 | 4/7 | 57 | 1/3 | 33 | 3/4 | 75 | 1/1 | 100 | | | | 1 | 3 | | | 1 | 2 | 12 |
| *15 | VITECKOVA Eva | 22:31 | 4/10 | 40 | 3/7 | 43 | 1/3 | 33 | | | | 1 | 1 | 2 | 2 | 1 | | | 1 | 9 |
| *5 | VECEROVA Ivana | 27:09 | 3/6 | 50 | 3/5 | 60 | 0/1 | 0 | 2/2 | 100 | 1 | 6 | 7 | 2 | 1 | 2 | 1 | 2 | 2 | 8 |
| 7 | HARTIGOVA Michala | 17:28 | 2/2 | 100 | 1/1 | 100 | 1/1 | 100 | 3/4 | 75 | 1 | 5 | 6 | 2 | 2 | 2 | 2 | 4 | 2 | 8 |
| 6 | HEJDOVA Romana | 7:37 | 2/4 | 50 | 2/4 | 50 | | | 1/2 | 50 | 1 | | 1 | | | | | 2 | 1 | 5 |
| 12 | MOKROSOVA Marketa (C) | 14:22 | 2/8 | 25 | 2/6 | 33 | 0/2 | 0 | | | 2 | | 2 | 3 | 1 | | | 1 | 1 | 4 |
| 11 | SVOBODOVA Miloslava | 5:39 | 1/1 | 100 | 1/1 | 100 | | | 1/2 | 50 | 1 | 3 | 4 | 1 | 1 | | | 1 | 1 | 3 |
| 8 | UHROVA Michaela | 11:11 | 1/4 | 25 | 1/2 | 50 | 0/2 | 0 | | | | | | | | | | | 1 | 2 |
| 10 | SUJANOVA Edita | 7:29 | 1/4 | 25 | 1/4 | 25 | | | | | 1 | 1 | 2 | | | 1 | | 1 | 1 | 2 |
| *13 | KULICHOVA Petra | 22:15 | 1/4 | 25 | 1/4 | 25 | | | | | 1 | 6 | 7 | 1 | 1 | 1 | 3 | 1 | | 2 |
| Team/Coach | | | | | | | | | | | | | | | | | | | | |
| Totals | | | 32/69 | 46 | 24/51 | 47 | 8/18 | 44 | 9/13 | 69 | 13 | 27 | 40 | 15 | 15 | 12 | 7 | 18 | 16 | 81 |
| Coach | | BOBROVSKY Jan | | | | | | | | | | | | | | | | | | |
| Assistant Coach | | VOLEJNIK Miroslav | | | | | | | | | | | | | | | | | | |

MLI - Mali

| No. | Name | MIN | Field Goals | | 2 Points | | 3 Points | | Free Throws | | Rebounds | | | AS | TO | ST | BS | PF | FO | PTS |
|-----------------|---------------------|--------------------|-------------|----|----------|----|----------|----|-------------|-----|----------|----|-----|----|----|----|----|----|----|-----|
| | | | M/A | % | M/A | % | M/A | % | M/A | % | OR | DR | TOT | | | | | | | |
| *15 | SISSOKO Djenebou | 30:29 | 9/13 | 69 | 9/12 | 75 | 0/1 | 0 | 6/7 | 86 | 5 | 8 | 13 | | 2 | | | 3 | 5 | 24 |
| *7 | BAGAYOKO Fatoumata | 36:47 | 2/14 | 14 | 1/5 | 20 | 1/9 | 11 | 1/2 | 50 | | 3 | 3 | 3 | 5 | 1 | | 2 | 2 | 6 |
| 9 | MAIGA Hamchetou (C) | 18:36 | 3/9 | 33 | 3/9 | 33 | | | 0/1 | 0 | 2 | 3 | 5 | 2 | 5 | | | 4 | 6 | |
| 12 | COULIBALY Nagnouma | 34:43 | 1/5 | 20 | 1/5 | 20 | | | 2/3 | 67 | 4 | 2 | 6 | 1 | 3 | 1 | 3 | 3 | 3 | 4 |
| 4 | TOURE Kadiatou | 17:30 | 1/2 | 50 | | | 1/2 | 50 | | | 1 | 3 | 4 | 1 | 1 | 1 | | 3 | 1 | 3 |
| 13 | TIREIRA Meiya | 10:21 | 1/2 | 50 | 1/2 | 50 | | | | | | 1 | 1 | | | | | | 1 | 2 |
| *14 | SININTA Aminata | 24:36 | 0/7 | 0 | 0/5 | 0 | 0/2 | 0 | 2/2 | 100 | 1 | 5 | 6 | | 6 | 1 | | 4 | 1 | 2 |
| 5 | TRAORE Nassira | 2:30 | | | | | | | | | | | | | 1 | | | | | 0 |
| 6 | DIARRA Mariatou | | | | | | | | | | | | | | | | | | | 0 |
| 8 | GANDEGA Diana | 3:13 | 0/1 | 0 | 0/1 | 0 | | | | | | | | | | | | | | 0 |
| *10 | KANOUTE Kadiatou | 6:27 | 0/1 | 0 | 0/1 | 0 | | | | | | | | 1 | | | | 1 | | 0 |
| *11 | DIAWARA Djene | 14:48 | 0/4 | 0 | 0/4 | 0 | | | 0/2 | 0 | 2 | | 2 | | 2 | | | | 1 | 0 |
| Team/Coach | | | | | | | | | | | | | | | | | | | | |
| Totals | | | 17/58 | 29 | 15/44 | 34 | 2/14 | 14 | 11/17 | 65 | 15 | 25 | 40 | 7 | 26 | 4 | 3 | 16 | 18 | 47 |
| Coach | | RUIZ Jose Valentin | | | | | | | | | | | | | | | | | | |
| Assistant Coach | | SISSOKO Oumar | | | | | | | | | | | | | | | | | | |

| | CZE | MLI |
|-----------------------|-----|-----|
| Points from Turnovers | 13 | |
| Points in the Paint | 36 | 28 |
| Second Chance Points | 9 | 4 |
| Fast Break Points | 16 | |

| | CZE | MLI |
|---------------------|-------------|-------------|
| Biggest Lead | 40 | 0 |
| Biggest Scoring Run | 12-0 (12-0) | 9-0 (54-33) |
| Lead Changes | | 0 |
| Times Tied | | 0 |

| Legend: | | | |
|---------|---------------------|-----|----------|
| % | Shooting Percentage | (C) | Captain |
| DR | Defensive Rebounds | FO | Fouls On |
| PF | Fouls | PTS | Points |
| TOT | Total Rebounds | | |
| * | Starters | | |
| M/A | Made/Attempts | | |
| Qx | Quarter Time | | |
| AS | Assists | | |
| MIN | Minutes Played | | |
| ST | Steals | | |
| BS | Blocked Shots | | |
| OR | Offensive Rebounds | | |
| TO | Turnovers | | |



RESULTS

比赛成绩 / RÉSULTATS

KOR 72 vs 77 RUS

Attendance: 11.083

Referee: SUDEK Petr (SVK)

Commissioner: LEE Kak-Kuan (MAS)

Umpires: JULIEN Chantal (FRA); AVANESSIAN Heros (IRI)

| Scoring by 5 min intervals: | KOR | Q1 | | Q2 | | Q3 | | Q4 | |
|-----------------------------|-----|-----|----|----|----|----|----|----|----|
| | | RUS | 7 | 15 | 26 | 35 | 49 | 59 | 67 |
| | | 11 | 24 | 31 | 37 | 48 | 58 | 66 | 77 |

KOR - Korea

| No. | Name | MIN | Field Goals | | 2 Points | | 3 Points | | Free Throws | | Rebounds | | | AS | TO | ST | BS | PF | FO | PTS |
|-----------------|-----------------|--------------|-------------|-----|----------|-----|----------|----|-------------|----|----------|----|-----|----|----|----|----|----|----|-----|
| | | | M/A | % | M/A | % | M/A | % | M/A | % | OR | DR | TOT | | | | | | | |
| *6 | CHOI Younah | 30:40 | 5/6 | 83 | 2/2 | 100 | 3/4 | 75 | | | | 2 | 2 | 3 | 2 | 1 | | 4 | 2 | 13 |
| 10 | BEON Yeonha | 31:07 | 4/9 | 44 | 0/1 | 0 | 4/8 | 50 | | | | | | 3 | 3 | | | 3 | 1 | 12 |
| *14 | KIM Kweryong | 25:44 | 5/9 | 56 | 5/9 | 56 | | | 0/2 | 0 | | | 4 | 2 | 1 | | | 2 | 2 | 10 |
| 5 | LEE Misun | 20:49 | 2/2 | 100 | 2/2 | 100 | | | 5/7 | 71 | 1 | | 1 | 1 | 3 | | | 3 | 4 | 9 |
| 9 | JUNG Sunmin (C) | 23:19 | 4/8 | 50 | 4/8 | 50 | | | 1/2 | 50 | | 2 | 2 | 6 | 1 | 2 | | 4 | 2 | 9 |
| *11 | PARK Jungeun | 15:44 | 3/8 | 38 | 2/3 | 67 | 1/5 | 20 | | | | 1 | 1 | 1 | 1 | | | | 1 | 7 |
| 7 | JIN Mijung | 7:50 | 2/2 | 100 | 2/2 | 100 | | | | | | 1 | 1 | | | | | | 1 | 4 |
| 13 | KIM Jungeun | 14:39 | 2/3 | 67 | 2/2 | 100 | 0/1 | 0 | | | | 1 | 1 | 1 | 1 | 2 | | 1 | 1 | 4 |
| 15 | SIN Jungja | 19:43 | 2/5 | 40 | 2/5 | 40 | | | | | 1 | 2 | 3 | 2 | 1 | 2 | | 3 | 3 | 4 |
| *4 | KIM Yeongok | 3:17 | 0/1 | 0 | | | 0/1 | 0 | | | | | | | | | | 1 | 0 | 0 |
| *8 | LEE Jongae | 7:08 | 0/1 | 0 | 0/1 | 0 | | | | | | 1 | 1 | | | | | 2 | 0 | 0 |
| 12 | HA Eunjoo | | | | | | | | | | | | | | | | | | | 0 |
| Team/Coach | | | | | | | | | | | | | | | | | | | | |
| Totals | | | 29/54 | 54 | 21/35 | 60 | 8/19 | 42 | 6/11 | 55 | 2 | 10 | 12 | 20 | 12 | 11 | | 23 | 17 | 72 |
| Coach | | JUNG Duk Hwa | | | | | | | | | | | | | | | | | | |
| Assistant Coach | | WE Sungwoo | | | | | | | | | | | | | | | | | | |

RUS - Russian Fed.

| No. | Name | MIN | Field Goals | | 2 Points | | 3 Points | | Free Throws | | Rebounds | | | AS | TO | ST | BS | PF | FO | PTS |
|-----------------|------------------------|-----------------------------------|-------------|-----|----------|-----|----------|----|-------------|-----|----------|----|-----|----|----|----|----|----|----|-----|
| | | | M/A | % | M/A | % | M/A | % | M/A | % | OR | DR | TOT | | | | | | | |
| *9 | SHCHEGOLEVA Tatiana | 26:59 | 5/5 | 100 | 5/5 | 100 | | | 3/5 | 60 | 1 | 2 | 3 | 2 | 2 | 2 | | | 7 | 13 |
| *10 | KORSTIN Ilona | 34:07 | 5/6 | 83 | 5/6 | 83 | | | 3/3 | 100 | | 5 | 5 | 2 | 5 | | | 2 | 3 | 13 |
| 8 | KARPUNINA Marina | 23:43 | 3/6 | 50 | 1/3 | 33 | 2/3 | 67 | 4/4 | 100 | 1 | 3 | 4 | 1 | | 1 | | 3 | 3 | 12 |
| *15 | OSIPOVA Irina | 32:40 | 3/5 | 60 | 3/5 | 60 | | | 5/6 | 83 | 2 | 7 | 9 | 3 | 2 | 1 | 2 | | 7 | 11 |
| 7 | HAMMON Rebekka Linn | 20:54 | 3/9 | 33 | 1/5 | 20 | 2/4 | 50 | 2/2 | 100 | 1 | | 1 | 1 | 5 | 1 | | 3 | 1 | 10 |
| 11 | STEPANOVA Maria | 9:31 | 3/4 | 75 | 3/4 | 75 | | | | | 1 | 2 | 3 | 1 | | | | 1 | 1 | 6 |
| *5 | RAKHMATULINA Oxana | 22:25 | 2/4 | 50 | 1/2 | 50 | 1/2 | 50 | | | 1 | 2 | 3 | 5 | 4 | | | 3 | 1 | 5 |
| *14 | ABROSIMOVA Svetlana | 18:51 | 2/4 | 50 | 1/2 | 50 | 1/2 | 50 | | | 1 | 5 | 6 | | 3 | | | 2 | 1 | 5 |
| 4 | KUZINA Marina | 7:30 | 1/1 | 100 | 1/1 | 100 | | | | | | | | 1 | | | | 2 | 0 | 2 |
| 6 | VODOPYANOVA Natalia | 3:20 | | | | | | | | | | | | | | | | 1 | 0 | 0 |
| 12 | LISINA Ekaterina | | | | | | | | | | | | | | | | | | 0 | 0 |
| 13 | SOKOLOVSKAYA Irina (C) | | | | | | | | | | | | | | | | | | 0 | 0 |
| Team/Coach | | | | | | | | | | | | | | | | | | | | |
| Totals | | | 27/44 | 61 | 21/33 | 64 | 6/11 | 55 | 17/20 | 85 | 8 | 26 | 34 | 14 | 23 | 5 | 2 | 17 | 23 | 77 |
| Coach | | GRUDIN Igor | | | | | | | | | | | | | | | | | | |
| Assistant Coach | | HEJKOVA Natalia SOKOLOVSKIY Boris | | | | | | | | | | | | | | | | | | |

| | KOR | RUS |
|-----------------------|-----|-----|
| Points from Turnovers | 30 | 4 |
| Points in the Paint | 22 | 36 |
| Second Chance Points | | 4 |
| Fast Break Points | 12 | 14 |

| | KOR | RUS |
|---------------------|-------------|------------|
| Biggest Lead | 6 | 10 |
| Biggest Scoring Run | 9-0 (44-39) | 9-0 (2-11) |
| Lead Changes | 12 | |
| Times Tied | 7 | |

| Legend: | | |
|---------|---------------------|-----------------------|
| % | Shooting Percentage | (C) Captain |
| DR | Defensive Rebounds | FO Fouls On |
| PF | Fouls | PTS Points |
| TOT | Total Rebounds | |
| * | Starters | AS Assists |
| M/A | Made/Attempts | MIN Minutes Played |
| Qx | Quarter Time | ST Steals |
| | | BS Blocked Shots |
| | | OR Offensive Rebounds |
| | | TO Turnovers |



RESULTS

比赛成绩 / RÉSULTATS

CORRECTED

LAT 57 vs 79 BLR

Attendance: 11.083

Referee: BELOSEVIC Ilija (SRB)

Commissioner: SUURKASK Valdu (EST)

Umpires: BLAUCH Susan (USA); HIRAHARA Yuji (JPN)

| Scoring by 5 min intervals: | | Q1 | | Q2 | | Q3 | | Q4 | |
|-----------------------------|--|----|----|----|----|----|----|----|----|
| LAT | | 13 | 20 | 31 | 35 | 39 | 49 | 52 | 57 |
| BLR | | 12 | 21 | 31 | 40 | 55 | 60 | 69 | 79 |

LAT - Latvia

| No. | Name | MIN | Field Goals | | 2 Points | | 3 Points | | Free Throws | | Rebounds | | | AS | TO | ST | BS | PF | FO | PTS |
|-----------------|----------------------------|-----------------------------|-------------|----|----------|----|----------|-----|-------------|-----|----------|----|-----|----|----|----|----|----|----|-----|
| | | | M/A | % | M/A | % | M/A | % | M/A | % | OR | DR | TOT | | | | | | | |
| *8 | BASKO Gunta | 36:41 | 8/15 | 53 | 8/11 | 73 | 0/4 | 0 | 3/5 | 60 | 1 | 4 | 5 | 1 | 4 | | | 5 | 5 | 19 |
| 9 | JANSONE Liene | 31:47 | 6/14 | 43 | 5/9 | 56 | 1/5 | 20 | 3/3 | 100 | 1 | 5 | 6 | 1 | 1 | 1 | | 1 | 2 | 16 |
| *10 | JEKABSONE-ZOGOTA Anete (C) | 30:50 | 4/14 | 29 | 2/7 | 29 | 2/7 | 29 | 2/2 | 100 | | 2 | 2 | 2 | 5 | 1 | | 1 | 3 | 12 |
| *14 | KUBLINA Ieva | 17:25 | 2/5 | 40 | 1/3 | 33 | 1/2 | 50 | | | 1 | 5 | 6 | 1 | 2 | | | 2 | | 5 |
| *6 | EGLITE Zane | 23:08 | 1/2 | 50 | 0/1 | 0 | 1/1 | 100 | | | 2 | | 2 | 3 | 1 | 1 | | 2 | | 3 |
| *7 | TAMANE Zane | 11:16 | 1/3 | 33 | 1/3 | 33 | | | | | 1 | 5 | 6 | | 3 | 1 | | | 2 | 2 |
| 4 | BABKINA Elina | 12:36 | 0/1 | 0 | | | 0/1 | 0 | | | | 2 | 2 | 1 | 2 | | 1 | 1 | | 0 |
| 5 | EIBELE Anda | 5:15 | | | | | | | | | | 1 | 1 | | 1 | 1 | | | | 0 |
| 11 | PUTNINA Aija | 4:10 | | | | | | | | | 1 | 1 | 2 | | | | | 1 | 2 | 0 |
| 12 | KRUMBERGA Dita | | | | | | | | | | | | | | | | | | | 0 |
| 13 | TARE Ieva | 11:30 | 0/2 | 0 | 0/2 | 0 | | | | | | | | 1 | 3 | 1 | | 1 | 2 | 0 |
| 15 | BRUMERMANE Aija | 15:22 | 0/1 | 0 | 0/1 | 0 | | | | | 1 | 2 | 3 | 1 | 4 | | | 4 | | 0 |
| Team/Coach | | | | | | | | | | | | | | | | | | | | |
| Totals | | | 22/57 | 39 | 17/37 | 46 | 5/20 | 25 | 8/10 | 80 | 8 | 27 | 35 | 10 | 25 | 8 | 1 | 18 | 16 | 57 |
| Coach | | ZVIRGZDINS Ainars | | | | | | | | | | | | | | | | | | |
| Assistant Coach | | NERIPS Aigars BRUZIJS Maris | | | | | | | | | | | | | | | | | | |

BLR - Belarus

| No. | Name | MIN | Field Goals | | 2 Points | | 3 Points | | Free Throws | | Rebounds | | | AS | TO | ST | BS | PF | FO | PTS |
|-----------------|------------------------|-------------------------------|-------------|----|----------|-----|----------|-----|-------------|-----|----------|----|-----|----|----|----|----|----|----|-----|
| | | | M/A | % | M/A | % | M/A | % | M/A | % | OR | DR | TOT | | | | | | | |
| *11 | LEUCHANKA Yelena | 29:15 | 9/14 | 64 | 9/14 | 64 | | | 4/4 | 100 | | 4 | 4 | 1 | 2 | 1 | 1 | 1 | 3 | 22 |
| 13 | TROINA Tatyana | 29:21 | 3/8 | 38 | 2/6 | 33 | 1/2 | 50 | 10/12 | 83 | 1 | 3 | 4 | 1 | 2 | | | 2 | 7 | 17 |
| 6 | SNYTSINA Katsiaryna | 15:15 | 5/8 | 63 | 3/6 | 50 | 2/2 | 100 | | | 2 | 1 | 3 | 1 | 1 | 3 | | 5 | | 12 |
| *10 | VERAMEYENKA Anastasiya | 31:44 | 4/13 | 31 | 2/9 | 22 | 2/4 | 50 | | | 1 | 8 | 9 | 1 | 1 | | 2 | 4 | | 10 |
| 15 | KRESS Marina | 16:01 | 2/3 | 67 | 1/2 | 50 | 1/1 | 100 | 2/2 | 100 | | 5 | 5 | | | 3 | | | 2 | 7 |
| *14 | TRAFIMAVA Nataliya (C) | 24:49 | 1/3 | 33 | 1/2 | 50 | 0/1 | 0 | 2/3 | 67 | 4 | | 4 | 1 | 1 | 3 | | 2 | 3 | 4 |
| *5 | MASILIONENE Olga | 14:42 | 1/3 | 33 | 1/1 | 100 | 0/2 | 0 | 1/2 | 50 | | 1 | 1 | | 2 | | 1 | 1 | 2 | 3 |
| *4 | PADABED Volha | 17:56 | 1/5 | 20 | 1/4 | 25 | 0/1 | 0 | | | | 3 | 3 | 4 | | 1 | | | 1 | 2 |
| 12 | MARCHANKA Natallia | 20:57 | 1/6 | 17 | 1/3 | 33 | 0/3 | 0 | | | 2 | | 2 | 5 | 5 | 1 | | 1 | | 2 |
| 7 | HASPER Viktoryia | | | | | | | | | | | | | | | | | | | 0 |
| 8 | LIKHTAROVICH Tatsiana | | | | | | | | | | | | | | | | | | | 0 |
| 9 | ANUFRIYENKA Natallia | | | | | | | | | | | | | | | | | | | 0 |
| Team/Coach | | | | | | | | | | | | | | | | | | | | |
| Totals | | | 27/63 | 43 | 21/47 | 45 | 6/16 | 38 | 19/23 | 83 | 10 | 25 | 35 | 14 | 14 | 12 | 4 | 16 | 18 | 79 |
| Coach | | BUYALSKY Anatoly | | | | | | | | | | | | | | | | | | |
| Assistant Coach | | KALENTO Grigory ZHYLACH Iryna | | | | | | | | | | | | | | | | | | |

| | LAT | BLR |
|-----------------------|-----|-----|
| Points from Turnovers | 6 | 6 |
| Points in the Paint | 30 | 40 |
| Second Chance Points | 4 | 2 |
| Fast Break Points | 10 | 6 |

| | LAT | BLR |
|---------------------|------------|--------------|
| Biggest Lead | 7 | 23 |
| Biggest Scoring Run | 9-0 (11-4) | 10-0 (13-16) |
| Lead Changes | 6 | |
| Times Tied | 7 | |

The scorer erroneously marked the last basket made by the team of BLR as three points instead of two

| Legend: | | | |
|---------|---------------------|-----|--------------------|
| % | Shooting Percentage | (C) | Captain |
| DR | Defensive Rebounds | FO | Fouls On |
| PF | Fouls | PTS | Points |
| TOT | Total Rebounds | | |
| * | Starters | | |
| M/A | Made/Attempts | | |
| Qx | Quarter Time | | |
| AS | Assists | BS | Blocked Shots |
| MIN | Minutes Played | OR | Offensive Rebounds |
| ST | Steals | TO | Turnovers |



OLYMPIC BASKETBALL GYMNASIUM
北京奥林匹克篮球馆
GYMNASE OLYMPIQUE DE BEIJING

BASKETBALL
篮球 / BASKETBALL

WOMEN
女子项目 / FEMMES

MON 星期一 LUN
11 AUG 2008
20:00

PRELIMINARY ROUND GROUP B - GAME 17
预赛B组 - 第17场 / TOUR PRÉLIMINAIRE GROUPE B - MATCH 17



RESULTS

比赛成绩 / RÉSULTATS

CHN 63 vs 108 USA

Attendance: 11.083

Referee: BRAZUSKAS Romualdas (LTU)

Commissioner: TURAM Emir (TUR)

Umpires: MARANHO Cristiano (BRA); TATIC Jasmina (SRB)

| Scoring by 5 min intervals: | | Q1 | | Q2 | | Q3 | | Q4 | |
|-----------------------------|--|----|----|----|----|----|----|----|-----|
| CHN | | 11 | 11 | 14 | 27 | 36 | 46 | 53 | 63 |
| USA | | 14 | 33 | 43 | 61 | 72 | 81 | 94 | 108 |

CHN - China

| No. | Name | MIN | Field Goals | | 2 Points | | 3 Points | | Free Throws | | Rebounds | | | AS | TO | ST | BS | PF | FO | PTS |
|-----------------|-----------------------|-------|-------------|-------|----------|------|----------|-------|-------------|-----|----------|----|-----|----|----|----|----|----|----|-----|
| | | | M/A | % | M/A | % | M/A | % | M/A | % | OR | DR | TOT | | | | | | | |
| *8 | MIAO Lijie (C) | 27:12 | 5/14 | 36 | 3/7 | 43 | 2/7 | 29 | 4/4 | 100 | 1 | 2 | 3 | 3 | 1 | | | 1 | 5 | 16 |
| *15 | CHEN Nan | 20:35 | 6/16 | 38 | 6/16 | 38 | | | 2/4 | 50 | 2 | 1 | 3 | | 1 | 1 | 1 | 2 | 4 | 14 |
| 11 | SHAO Tingting | 12:55 | 2/5 | 40 | 2/4 | 50 | 0/1 | 0 | 4/4 | 100 | | 1 | 1 | 3 | 2 | | | | 3 | 8 |
| 12 | CHEN Xiaoli | 18:33 | 4/8 | 50 | 4/7 | 57 | 0/1 | 0 | | | 3 | | 3 | | | 1 | | | 1 | 8 |
| *10 | SUI Feifei | 21:52 | 1/5 | 20 | 0/2 | 0 | 1/3 | 33 | 2/4 | 50 | | 4 | 4 | 1 | 1 | 1 | | 1 | 4 | 5 |
| *5 | BIAN Lan | 23:27 | 2/5 | 40 | 2/4 | 50 | 0/1 | 0 | | | 1 | 3 | 4 | 1 | 3 | 1 | | 4 | 1 | 4 |
| 9 | ZHANG Yu | 10:48 | 1/1 | 100 | | | 1/1 | 100 | | | | 1 | 1 | | | | | | | 3 |
| 6 | ZHANG Hanlan | 15:39 | 0/1 | 0 | | | 0/1 | 0 | 2/2 | 100 | | 2 | 2 | 2 | 2 | | | | 1 | 2 |
| 14 | ZHANG Xiaoni | 9:10 | 1/1 | 100 | 1/1 | 100 | | | | | | 1 | 1 | 1 | | | | | 2 | 2 |
| 13 | LIU Dan | 15:30 | 0/1 | 0 | 0/1 | 0 | | | 1/2 | 50 | 1 | 3 | 4 | | 5 | 1 | | 1 | 2 | 1 |
| *4 | SONG Xiaoyun | 14:30 | 0/2 | 0 | 0/1 | 0 | 0/1 | 0 | | | 1 | 2 | 3 | 1 | 1 | 1 | | | | 0 |
| 7 | ZHANG Wei | 9:49 | 0/4 | 0 | 0/4 | 0 | | | | | 1 | | 1 | | 1 | | | | 1 | 0 |
| Team/Coach | | | | | | | | | | | | | | | | | | | | |
| Totals | | 22/63 | 35 | 18/47 | 38 | 4/16 | 25 | 15/20 | 75 | 10 | 20 | 30 | 12 | 18 | 5 | 2 | 11 | 22 | 63 | |
| Coach | MAHER Tom | | | | | | | | | | | | | | | | | | | |
| Assistant Coach | TIMMS Michele FAN Bin | | | | | | | | | | | | | | | | | | | |

USA - United States

| No. | Name | MIN | Field Goals | | 2 Points | | 3 Points | | Free Throws | | Rebounds | | | AS | TO | ST | BS | PF | FO | PTS |
|-----------------|------------------------------|-------|-------------|-------|----------|------|----------|-------|-------------|-----|----------|----|-----|----|----|----|----|----|-----|-----|
| | | | M/A | % | M/A | % | M/A | % | M/A | % | OR | DR | TOT | | | | | | | |
| *11 | THOMPSON Tina | 23:18 | 10/14 | 71 | 8/10 | 80 | 2/4 | 50 | 5/7 | 71 | 3 | 2 | 5 | 2 | 1 | 1 | | | 4 | 27 |
| 13 | FOWLES Sylvia | 17:01 | 7/11 | 64 | 7/11 | 64 | | | 4/4 | 100 | 4 | 4 | 8 | | 3 | 1 | 1 | 2 | 2 | 18 |
| 15 | PARKER Candace | 17:39 | 6/7 | 86 | 6/7 | 86 | | | | | 2 | 3 | 5 | | 1 | | | 3 | 1 | 12 |
| *9 | LESLIE Lisa (C) | 17:08 | 5/9 | 56 | 5/9 | 56 | | | | | 3 | 7 | 10 | | 2 | 1 | 1 | 4 | 1 | 10 |
| 5 | AUGUSTUS Seimone | 22:11 | 4/13 | 31 | 4/13 | 31 | | | | | | 2 | 2 | 1 | | | 1 | | | 8 |
| *14 | SMITH Katie | 13:03 | 4/5 | 80 | 4/5 | 80 | | | | | 2 | 1 | 3 | | 2 | | | 3 | | 8 |
| *12 | TAURASI Diana | 14:52 | 3/5 | 60 | 2/2 | 100 | 1/3 | 33 | | | | 1 | 1 | 2 | | 2 | 1 | 3 | 1 | 7 |
| 4 | PONDEXTER Cappie | 16:32 | 2/4 | 50 | 1/2 | 50 | 1/2 | 50 | | | | 1 | 1 | 5 | 1 | 1 | | 4 | | 5 |
| 10 | CATCHINGS Tamika | 14:16 | 2/3 | 67 | 1/2 | 50 | 1/1 | 100 | | | | 5 | 5 | 1 | | 2 | 1 | 2 | 1 | 5 |
| 7 | LAWSON Kara | 14:03 | 2/3 | 67 | 2/3 | 67 | | | | | 1 | 2 | 3 | 5 | | | 1 | 1 | | 4 |
| *6 | BIRD Sue | 14:11 | 1/6 | 17 | 1/6 | 17 | | | | | 1 | 1 | 2 | 2 | | 3 | | | | 2 |
| 8 | MILTON-JONES Delisha | 15:46 | 0/1 | 0 | 0/1 | 0 | | | 2/2 | 100 | | 2 | 2 | 1 | | | | | 1 | 2 |
| Team/Coach | | | | | | | | | | | | | | | | | | | | |
| Totals | | 46/81 | 57 | 41/71 | 58 | 5/10 | 50 | 11/13 | 85 | 16 | 31 | 47 | 19 | 10 | 11 | 6 | 22 | 11 | 108 | |
| Coach | DONOVAN Anne | | | | | | | | | | | | | | | | | | | |
| Assistant Coach | GOESTENKORS Gail STALEY Dawn | | | | | | | | | | | | | | | | | | | |

| | CHN | USA |
|-----------------------|-----|-----|
| Points from Turnovers | 2 | 15 |
| Points in the Paint | 26 | 72 |
| Second Chance Points | 6 | 21 |
| Fast Break Points | 2 | 16 |

| | CHN | USA |
|---------------------|-------------|--------------|
| Biggest Lead | 4 | 45 |
| Biggest Scoring Run | 5-0 (45-75) | 23-0 (11-33) |
| Lead Changes | 3 | |
| Times Tied | 2 | |

| Legend: | | |
|---------|---------------------|-----------------------|
| % | Shooting Percentage | (C) Captain |
| DR | Defensive Rebounds | FO Fouls On |
| PF | Fouls | PTS Points |
| TOT | Total Rebounds | * Starters |
| | | M/A Made/Attempts |
| | | Qx Quarter Time |
| | | AS Assists |
| | | MIN Minutes Played |
| | | ST Steals |
| | | BS Blocked Shots |
| | | OR Offensive Rebounds |
| | | TO Turnovers |



RESULTS

比赛成绩 / RÉSULTATS

AUS 80 vs 65 BRA

Attendance: 11.083

Referee: PITSILKAS Nikolaos (GRE)

Commissioner: DAVYDOV Mikhail (RUS)

Umpires: YANG Maogong (CHN); CHLIF Abdellilah (MAR)

| Scoring by 5 min intervals: | | Q1 | | Q2 | | Q3 | | Q4 | |
|-----------------------------|--|----|----|----|----|----|----|----|----|
| AUS | | 12 | 29 | 41 | 50 | 54 | 61 | 69 | 80 |
| BRA | | 6 | 14 | 20 | 29 | 38 | 49 | 57 | 65 |

AUS - Australia

| No. | Name | MIN | Field Goals | | 2 Points | | 3 Points | | Free Throws | | Rebounds | | | AS | TO | ST | BS | PF | FO | PTS | |
|-----------------|-------------------------|-------|-------------|-----|----------|-----|----------|-----|-------------|-----|----------|----|-----|----|----|----|----|----|----|-----|----|
| | | | M/A | % | M/A | % | M/A | % | M/A | % | OR | DR | TOT | | | | | | | | |
| 11 | SUMMERTON Laura | 20:43 | 5/7 | 71 | 4/6 | 67 | 1/1 | 100 | 7/10 | 70 | 2 | 4 | 6 | 1 | 1 | | | 3 | 5 | 18 | |
| *10 | HARROWER Kristi | 30:25 | 5/9 | 56 | 2/6 | 33 | 3/3 | 100 | 2/2 | 100 | | 4 | 4 | 5 | 1 | 1 | | | 2 | 15 | |
| *7 | TAYLOR Penny | 29:00 | 4/12 | 33 | 4/10 | 40 | 0/2 | 0 | 3/3 | 100 | 2 | 6 | 8 | 1 | 2 | 3 | | | 2 | 4 | 11 |
| *8 | BATKOVIC Suzy | 14:24 | 4/10 | 40 | 2/7 | 29 | 2/3 | 67 | 0/1 | 0 | 2 | 2 | 4 | 1 | 2 | 1 | | | 4 | 2 | 10 |
| *15 | JACKSON Lauren (C) | 22:02 | 4/8 | 50 | 4/6 | 67 | 0/2 | 0 | 2/4 | 50 | 3 | 1 | 4 | 1 | 3 | | | 4 | 4 | 10 | |
| *12 | SNELL Belinda | 28:05 | 2/5 | 40 | 1/2 | 50 | 1/3 | 33 | 3/3 | 100 | 2 | 5 | 7 | 2 | 3 | 1 | | | 3 | 4 | 8 |
| 9 | GRIMA Hollie | 18:07 | 1/3 | 33 | 1/3 | 33 | | | 2/2 | 100 | 1 | 3 | 4 | | 2 | | | | 1 | 1 | 4 |
| 6 | SCREEN Jenni | 13:51 | 1/1 | 100 | 1/1 | 100 | | | | | | 1 | 1 | 2 | | 1 | | | 4 | | 2 |
| 14 | COX Rohanee | 4:44 | 0/1 | 0 | | | 0/1 | 0 | 2/2 | 100 | | 1 | 1 | | | | | | 1 | 1 | 2 |
| 4 | PHILLIPS Erin | 4:20 | 0/1 | 0 | | | 0/1 | 0 | | | 1 | | 1 | | 1 | | | | | | 0 |
| 5 | BEVILAQUA Tully | 9:35 | | | | | | | | | | | | | 1 | 1 | | | 3 | | 0 |
| 13 | RANDALL Emma | 4:44 | | | | | | | | | | 1 | 1 | | | | | | 1 | | 0 |
| Team/Coach | | | | | | | | | | | | | | | | | | | | | |
| Totals | | | 26/57 | 46 | 19/41 | 46 | 7/16 | 44 | 21/27 | 78 | 13 | 28 | 41 | 13 | 16 | 8 | | | 26 | 23 | 80 |
| Coach | STIRLING Jan | | | | | | | | | | | | | | | | | | | | |
| Assistant Coach | FOX Gary LONERGAN Peter | | | | | | | | | | | | | | | | | | | | |

BRA - Brazil

| No. | Name | MIN | Field Goals | | 2 Points | | 3 Points | | Free Throws | | Rebounds | | | AS | TO | ST | BS | PF | FO | PTS |
|-----------------|-----------------------------------|-------|-------------|----|----------|----|----------|----|-------------|----|----------|----|-----|----|----|----|----|----|----|-----|
| | | | M/A | % | M/A | % | M/A | % | M/A | % | OR | DR | TOT | | | | | | | |
| *15 | SANTOS Kelly | 29:03 | 5/9 | 56 | 5/9 | 56 | | | 11/16 | 69 | 6 | 4 | 10 | 3 | | | 1 | 2 | 15 | 21 |
| *7 | JACINTO Micaela | 30:51 | 5/13 | 38 | 5/11 | 45 | 0/2 | 0 | 1/2 | 50 | | 4 | 4 | | 5 | 1 | | 3 | 2 | 11 |
| 6 | ROCHA Karen | 17:13 | 3/6 | 50 | 1/3 | 33 | 2/3 | 67 | 1/2 | 50 | | 2 | 2 | 1 | | 2 | | 5 | 1 | 9 |
| *11 | ZAKRZESKI Soeli | 23:09 | 4/7 | 57 | 4/5 | 80 | 0/2 | 0 | | | | 3 | 3 | | 5 | | | 2 | 2 | 8 |
| 4 | PINTO Adriana | 26:42 | 2/6 | 33 | | | 2/6 | 33 | | | | 4 | 4 | 1 | 1 | | | 1 | 2 | 6 |
| *9 | NEVES Claudia (C) | 15:11 | 2/6 | 33 | 0/1 | 0 | 2/5 | 40 | | | | | | | | | | 3 | | 6 |
| 14 | COELHO Graziane | 10:57 | 2/3 | 67 | 2/3 | 67 | | | | | 1 | 1 | 2 | 1 | | | | 1 | 1 | 4 |
| 5 | COSTA Karla | 9:52 | 0/3 | 0 | | | 0/3 | 0 | | | | | | 2 | 1 | | | 1 | 1 | 0 |
| 8 | BELING Fernanda | 1:38 | | | | | | | | | | | | | 1 | | | | | 0 |
| 10 | DANTAS Jucimara | 16:51 | 0/3 | 0 | 0/1 | 0 | 0/2 | 0 | | | 1 | 1 | 2 | 2 | | 1 | | 2 | 2 | 0 |
| *12 | FERREIRA Patricia | 18:33 | 0/5 | 0 | 0/3 | 0 | 0/2 | 0 | | | 1 | 2 | 3 | 2 | | 1 | | 3 | | 0 |
| 13 | NASCIMENTO Francielle | | | | | | | | | | | | | | | | | | | 0 |
| Team/Coach | | | | | | | | | | | | | | | | | | | | |
| Totals | | | 23/61 | 38 | 17/36 | 47 | 6/25 | 24 | 13/20 | 65 | 9 | 21 | 30 | 12 | 13 | 5 | 1 | 23 | 26 | 65 |
| Coach | CAMPOS Paulo | | | | | | | | | | | | | | | | | | | |
| Assistant Coach | GUIDETTI Cesar NUNES Joao Antonio | | | | | | | | | | | | | | | | | | | |

| | AUS | BRA |
|-----------------------|-----|-----|
| Points from Turnovers | 9 | 4 |
| Points in the Paint | 38 | 28 |
| Second Chance Points | 9 | 7 |
| Fast Break Points | 4 | 4 |

| | AUS | BRA |
|---------------------|--------------|-------------|
| Biggest Lead | 23 | 0 |
| Biggest Scoring Run | 19-0 (35-14) | 8-0 (56-46) |
| Lead Changes | 0 | |
| Times Tied | 0 | |

| Legend: | | | |
|---------|---------------------|-----|----------|
| % | Shooting Percentage | (C) | Captain |
| DR | Defensive Rebounds | FO | Fouls On |
| PF | Fouls | PTS | Points |
| TOT | Total Rebounds | | |
| * | Starters | | |
| M/A | Made/Attempts | | |
| Qx | Quarter Time | | |
| AS | Assists | | |
| MIN | Minutes Played | | |
| ST | Steals | | |
| BS | Blocked Shots | | |
| OR | Offensive Rebounds | | |
| TO | Turnovers | | |



RESULTS

比赛成绩 / RÉSULTATS

BLR 65 vs 71 RUS

Attendance: 11.083

Referee: RUSH Eddie (USA)
Umpires: FACCHINI Fabio (ITA); TATIC Jasmina (SRB)

Commissioner: TURAM Emir (TUR)

| Scoring by 5 min intervals: | | Q1 | | Q2 | | Q3 | | Q4 | |
|-----------------------------|--|----|----|----|----|----|----|----|----|
| BLR | | 12 | 19 | 22 | 27 | 35 | 40 | 50 | 65 |
| RUS | | 13 | 20 | 29 | 35 | 41 | 52 | 59 | 71 |

BLR - Belarus

| No. | Name | MIN | Field Goals | | 2 Points | | 3 Points | | Free Throws | | Rebounds | | | AS | TO | ST | BS | PF | FO | PTS |
|-----------------|------------------------|-------------------------------|-------------|----|----------|-----|----------|----|-------------|-----|----------|----|-----|----|----|----|----|----|----|-----|
| | | | M/A | % | M/A | % | M/A | % | M/A | % | OR | DR | TOT | | | | | | | |
| 12 | MARCHANKA Natallia | 27:42 | 5/12 | 42 | 1/4 | 25 | 4/8 | 50 | 2/2 | 100 | | | 1 | 2 | 2 | | | 2 | 1 | 16 |
| 6 | SNYTSINA Katsiaryna | 24:46 | 5/13 | 38 | 5/9 | 56 | 0/4 | 0 | 5/7 | 71 | 2 | | 2 | 1 | 2 | | | 3 | 4 | 15 |
| *11 | LEUCHANKA Yelena | 36:25 | 5/15 | 33 | 5/15 | 33 | | | 5/5 | 100 | 6 | 6 | 12 | 4 | 4 | 1 | 1 | 2 | 4 | 15 |
| 13 | TROIINA Tatyana | 26:49 | 3/9 | 33 | 3/7 | 43 | 0/2 | 0 | 1/1 | 100 | 1 | 5 | 6 | 4 | 2 | | | 2 | 2 | 7 |
| *14 | TRAFIMAVA Nataliya (C) | 26:16 | 2/7 | 29 | 0/1 | 0 | 2/6 | 33 | | | | 8 | 8 | | | 2 | | 2 | | 6 |
| *5 | MASILIONENE Olga | 10:00 | 1/2 | 50 | 1/1 | 100 | 0/1 | 0 | | | 2 | 1 | 3 | | | | | 1 | 2 | 2 |
| *10 | VERAMEYENKA Anastasiya | 19:45 | 1/4 | 25 | 1/3 | 33 | 0/1 | 0 | | | 2 | 2 | 1 | 4 | 1 | 3 | 5 | | 2 | |
| 15 | KRESS Marina | 15:59 | 1/6 | 17 | 1/4 | 25 | 0/2 | 0 | | | 2 | 3 | 5 | 1 | | | 2 | | 2 | |
| *4 | PADABED Volha | 12:18 | 0/3 | 0 | 0/2 | 0 | 0/1 | 0 | | | 1 | 2 | 3 | 2 | | | | | 0 | |
| 7 | HASPER Viktoryia | | | | | | | | | | | | | | | | | | 0 | |
| 8 | LIKHTAROVICH Tatsiana | | | | | | | | | | | | | | | | | | 0 | |
| 9 | ANUFRIYENKA Natallia | | | | | | | | | | | | | | | | | | 0 | |
| Team/Coach | | | | | | | | | | | | | | | | | | | | |
| Totals | | | 23/71 | 32 | 17/46 | 37 | 6/25 | 24 | 13/15 | 87 | 14 | 27 | 41 | 8 | 16 | 10 | 4 | 19 | 13 | 65 |
| Coach | | BUYALSKY Anatoly | | | | | | | | | | | | | | | | | | |
| Assistant Coach | | KALENTO Grigory ZHYLACH Iryna | | | | | | | | | | | | | | | | | | |

RUS - Russian Fed.

| No. | Name | MIN | Field Goals | | 2 Points | | 3 Points | | Free Throws | | Rebounds | | | AS | TO | ST | BS | PF | FO | PTS |
|-----------------|------------------------|-----------------------------------|-------------|----|----------|----|----------|-----|-------------|-----|----------|----|-----|----|----|----|----|----|----|-----|
| | | | M/A | % | M/A | % | M/A | % | M/A | % | OR | DR | TOT | | | | | | | |
| 11 | STEPANOVA Maria | 16:47 | 4/11 | 36 | 4/11 | 36 | | | 5/8 | 63 | 3 | 5 | 8 | | 2 | 1 | | 1 | 4 | 13 |
| *10 | KORSTIN Ilona | 34:40 | 4/11 | 36 | 4/10 | 40 | 0/1 | 0 | 3/4 | 75 | 4 | 5 | 9 | 2 | 2 | 1 | 1 | 1 | 3 | 11 |
| 7 | HAMMON Rebekka Linn | 20:22 | 4/7 | 57 | 4/5 | 80 | 0/2 | 0 | 2/2 | 100 | 1 | 1 | 2 | 1 | 2 | | | 1 | 1 | 10 |
| *5 | RAKHMATULINA Oxana | 19:38 | 3/7 | 43 | 2/4 | 50 | 1/3 | 33 | 1/2 | 50 | 3 | 3 | 1 | 2 | 3 | | | 5 | 1 | 8 |
| *9 | SHCHEGOLEVA Tatiana | 28:29 | 3/10 | 30 | 3/8 | 38 | 0/2 | 0 | 2/4 | 50 | 3 | 5 | 8 | 1 | 5 | 1 | | 1 | 4 | 8 |
| *15 | OSIPOVA Irina | 30:21 | 1/3 | 33 | 1/3 | 33 | | | 6/9 | 67 | 1 | 8 | 9 | 1 | 5 | 1 | 2 | 1 | 5 | 8 |
| 14 | ABROSIMOVA Svetlana | 29:51 | 3/9 | 33 | 2/7 | 29 | 1/2 | 50 | | | 4 | 6 | 10 | 1 | | 2 | | 2 | 1 | 7 |
| *8 | KARPUNINA Marina | 15:29 | 2/3 | 67 | 0/1 | 0 | 2/2 | 100 | | | 1 | 1 | 2 | 1 | | | | 1 | | 6 |
| 4 | KUZINA Marina | 0:54 | | | | | | | | | | | | | | | | | 0 | |
| 6 | VODOPYANOVA Natalia | 3:29 | 0/1 | 0 | 0/1 | 0 | | | | | | 1 | 1 | | | | | | 0 | |
| 12 | LISINA Ekaterina | | | | | | | | | | | | | | | | | | 0 | |
| 13 | SOKOLOVSKAYA Irina (C) | | | | | | | | | | | | | | | | | | 0 | |
| Team/Coach | | | | | | | | | | | | | | | | | | | | |
| Totals | | | 24/62 | 39 | 20/50 | 40 | 4/12 | 33 | 19/29 | 66 | 17 | 35 | 52 | 8 | 18 | 9 | 3 | 13 | 19 | 71 |
| Coach | | GRUDIN Igor | | | | | | | | | | | | | | | | | | |
| Assistant Coach | | HEJKOVA Natalia SOKOLOVSKIY Boris | | | | | | | | | | | | | | | | | | |

| | BLR | RUS |
|-----------------------|-----|-----|
| Points from Turnovers | 13 | 10 |
| Points in the Paint | 26 | 32 |
| Second Chance Points | 8 | 13 |
| Fast Break Points | 7 | 10 |

| | BLR | RUS |
|---------------------|-------------|--------------|
| Biggest Lead | 2 | 12 |
| Biggest Scoring Run | 8-0 (22-20) | 10-0 (40-52) |
| Lead Changes | 2 | |
| Times Tied | 1 | |

| Legend: | | | |
|---------|---------------------|-----|--------------------|
| % | Shooting Percentage | (C) | Captain |
| DR | Defensive Rebounds | FO | Fouls On |
| PF | Fouls | PTS | Points |
| TOT | Total Rebounds | | |
| * | Starters | AS | Assists |
| M/A | Made/Attempts | MIN | Minutes Played |
| Qx | Quarter Time | ST | Steals |
| | | BS | Blocked Shots |
| | | OR | Offensive Rebounds |
| | | TO | Turnovers |



OLYMPIC BASKETBALL GYMNASIUM
北京奥林匹克篮球馆
GYMNASE OLYMPIQUE DE BEIJING

WED 星期三 MER
13 AUG 2008
11:15

BASKETBALL
篮球 / BASKETBALL

WOMEN
女子项目 / FEMMES

PRELIMINARY ROUND GROUP B - GAME 26
预赛B组 - 第26场 / TOUR PRÉLIMINAIRE GROUPE B - MATCH 26



RESULTS

比赛成绩 / RÉSULTATS

ESP 74 vs 55 CZE

Attendance: 11.083

Referee: JUNGE BRAND Carl (FIN)

Commissioner: SUURKASK Valdu (EST)

Umpires: BLAUCH Susan (USA); CHLIF Abdellilah (MAR)

| Scoring by 5 min intervals: | | Q1 | | Q2 | | Q3 | | Q4 | |
|-----------------------------|--|----|----|----|----|----|----|----|----|
| ESP | | 7 | 15 | 21 | 28 | 41 | 58 | 61 | 74 |
| CZE | | 10 | 21 | 23 | 27 | 33 | 38 | 49 | 55 |

ESP - Spain

| No. | Name | MIN | Field Goals | | 2 Points | | 3 Points | | Free Throws | | Rebounds | | | AS | TO | ST | BS | PF | FO | PTS |
|-----------------|---------------------|--|-------------|----|----------|-----|----------|----|-------------|-----|----------|----|-----|----|----|----|----|----|----|-----|
| | | | M/A | % | M/A | % | M/A | % | M/A | % | OR | DR | TOT | | | | | | | |
| *12 | MONTANANA Anna | 32:15 | 9/12 | 75 | 8/9 | 89 | 1/3 | 33 | 1/2 | 50 | 1 | 4 | 5 | 2 | 3 | 2 | | 2 | 4 | 20 |
| 13 | VALDEMORO Amaya (C) | 25:48 | 5/11 | 45 | 3/7 | 43 | 2/4 | 50 | 1/2 | 50 | | 3 | 3 | 4 | 1 | 2 | | 2 | 3 | 13 |
| 7 | SANCHEZ Isabel | 20:10 | 1/3 | 33 | | | 1/3 | 33 | 7/7 | 100 | 1 | 2 | 3 | | 3 | | | | 5 | 10 |
| *10 | AGUILAR LOPEZ Elisa | 27:24 | 3/5 | 60 | 1/1 | 100 | 2/4 | 50 | | | | 1 | 1 | 2 | 3 | 1 | | 1 | | 8 |
| *8 | PASCUA Maria Lucila | 24:55 | 3/4 | 75 | 3/4 | 75 | | | 1/2 | 50 | 3 | 5 | 8 | | 1 | | | 2 | 2 | 7 |
| 5 | LIMA Cindy Orquidea | 15:39 | 1/5 | 20 | 1/5 | 20 | | | 3/4 | 75 | 2 | 4 | 6 | | 2 | 4 | | 4 | 2 | 5 |
| *15 | TORRENS Alba | 10:00 | 2/6 | 33 | 1/2 | 50 | 1/4 | 25 | | | | 1 | 1 | | 2 | 1 | | | | 5 |
| *9 | PALAU Laia | 19:50 | 2/3 | 67 | 2/2 | 100 | 0/1 | 0 | 0/2 | 0 | | 3 | 3 | 5 | 2 | | | 3 | 1 | 4 |
| 6 | ABALDE Tamara | 7:08 | 1/3 | 33 | 1/3 | 33 | | | | | 1 | 2 | 3 | | 3 | 1 | | 1 | | 2 |
| 4 | NICHOLLS Laura | | | | | | | | | | | | | | | | | | | 0 |
| 11 | MARTINEZ Nuria | 14:34 | 0/2 | 0 | 0/1 | 0 | 0/1 | 0 | | | | 1 | 1 | | 1 | 3 | | 1 | 3 | 0 |
| 14 | REVUELTO Maria | 2:17 | | | | | | | | | | | | | | | | | | 0 |
| Team/Coach | | | | | | | | | | | | | | | | | | | | |
| Totals | | | 27/54 | 50 | 20/34 | 59 | 7/20 | 35 | 13/19 | 68 | 8 | 26 | 34 | 13 | 21 | 14 | | 16 | 20 | 74 |
| Coach | | PEREZ Evaristo | | | | | | | | | | | | | | | | | | |
| Assistant Coach | | LAPENA Victor Antonio GARCIA Susana Maria Fernanda | | | | | | | | | | | | | | | | | | |

CZE - Czech Republic

| No. | Name | MIN | Field Goals | | 2 Points | | 3 Points | | Free Throws | | Rebounds | | | AS | TO | ST | BS | PF | FO | PTS |
|-----------------|-----------------------|-------------------|-------------|-----|----------|----|----------|-----|-------------|-----|----------|----|-----|----|----|----|----|----|----|-----|
| | | | M/A | % | M/A | % | M/A | % | M/A | % | OR | DR | TOT | | | | | | | |
| *15 | VITECKOVA Eva | 33:05 | 4/13 | 31 | 3/6 | 50 | 1/7 | 14 | 3/4 | 75 | 1 | 4 | 5 | | 2 | 2 | 1 | 2 | 2 | 12 |
| *9 | MACHOVA Hana | 30:22 | 4/10 | 40 | 3/5 | 60 | 1/5 | 20 | 2/2 | 100 | 3 | 5 | 8 | 5 | 4 | 3 | | 2 | 3 | 11 |
| *4 | VESELA Jana | 33:09 | 4/6 | 67 | 4/6 | 67 | | | 1/4 | 25 | 5 | 1 | 6 | 2 | 7 | 2 | | 5 | 3 | 9 |
| *5 | VECEROVA Ivana | 27:55 | 1/3 | 33 | 1/2 | 50 | 0/1 | 0 | 4/4 | 100 | | 3 | 3 | | 5 | 2 | 1 | 2 | 4 | 6 |
| 7 | HARTIGOVA Michala | 11:30 | 1/1 | 100 | | | 1/1 | 100 | 2/2 | 100 | 2 | | 2 | | | | | 3 | 1 | 5 |
| *13 | KULICHOVA Petra | 26:35 | 2/7 | 29 | 2/7 | 29 | | | 1/3 | 33 | | 3 | 3 | | 3 | | | 3 | 2 | 5 |
| 12 | MOKROSOVA Marketa (C) | 18:27 | 2/8 | 25 | 2/4 | 50 | 0/4 | 0 | | | | 2 | 2 | | 3 | | | 1 | 1 | 4 |
| 14 | ELHOTOVA Katerina | 12:23 | 1/6 | 17 | 0/3 | 0 | 1/3 | 33 | | | | | | | | 1 | | | | 3 |
| 6 | HEJDOVA Romana | | | | | | | | | | | | | | | | | | | 0 |
| 8 | UHROVA Michaela | 2:17 | | | | | | | | | | | | | | | | | | 0 |
| 10 | SUJANOVA Edit | 4:17 | | | | | | | | | | | | | | 1 | | 2 | | 0 |
| 11 | SVOBODOVA Miloslava | | | | | | | | | | | | | | | | | | | 0 |
| Team/Coach | | | | | | | | | | | | | | | | | | | | |
| Totals | | | 19/54 | 35 | 15/33 | 45 | 4/21 | 19 | 13/19 | 68 | 11 | 18 | 29 | 7 | 24 | 11 | 2 | 20 | 16 | 55 |
| Coach | | BOBROVSKY Jan | | | | | | | | | | | | | | | | | | |
| Assistant Coach | | VOLEJNIK Miroslav | | | | | | | | | | | | | | | | | | |

| | ESP | CZE |
|-----------------------|-----|-----|
| Points from Turnovers | 14 | 6 |
| Points in the Paint | 32 | 26 |
| Second Chance Points | | 6 |
| Fast Break Points | 5 | 4 |

| | ESP | CZE |
|---------------------|--------------|------------|
| Biggest Lead | 20 | 9 |
| Biggest Scoring Run | 12-0 (58-38) | 8-0 (7-14) |
| Lead Changes | 4 | |
| Times Tied | 2 | |

| Legend: | | | |
|---------|---------------------|-----|--------------------|
| % | Shooting Percentage | (C) | Captain |
| DR | Defensive Rebounds | FO | Fouls On |
| PF | Fouls | PTS | Points |
| TOT | Total Rebounds | | |
| * | Starters | M/A | Made/Attempts |
| Qx | Quarter Time | MIN | Minutes Played |
| AS | Assists | ST | Steals |
| BS | Blocked Shots | OR | Offensive Rebounds |
| TO | Turnovers | | |



OLYMPIC BASKETBALL GYMNASIUM
北京奥林匹克篮球馆
GYMNASE OLYMPIQUE DE BEIJING

BASKETBALL
篮球 / BASKETBALL

WOMEN
女子项目 / FEMMES

WED 星期三 MER
13 AUG 2008
14:30

PRELIMINARY ROUND GROUP A - GAME 27
预赛A组 - 第27场 / TOUR PRÉLIMINAIRE GROUPE A - MATCH 27



RESULTS

比赛成绩 / RÉSULTATS

BRA 78 vs 79 LAT

Attendance: 11.083

Referee: MERCEDES Reynaldo (DOM)

Commissioner: LEE Kak-Kuan (MAS)

Umpires: JULIEN Chantal (FRA); AL-AMIRI Mohammad (KUW)

| Scoring by 5 min intervals: | BRA | Q1 | | Q2 | | Q3 | | Q4 | |
|-----------------------------|-----|-----|----|----|----|----|----|----|----|
| | | LAT | 9 | 23 | 28 | 36 | 45 | 59 | 64 |
| | | 5 | 14 | 27 | 31 | 42 | 57 | 67 | 79 |

BRA - Brazil

| No. | Name | MIN | Field Goals | | 2 Points | | 3 Points | | Free Throws | | Rebounds | | | AS | TO | ST | BS | PF | FO | PTS |
|-----------------|-----------------------------------|-------|-------------|----|----------|----|----------|-----|-------------|-----|----------|----|-----|----|----|----|----|----|----|-----|
| | | | M/A | % | M/A | % | M/A | % | M/A | % | OR | DR | TOT | | | | | | | |
| *11 | ZAKRZESKI Soeli | 35:18 | 5/9 | 56 | 4/8 | 50 | 1/1 | 100 | 5/6 | 83 | 2 | 7 | 9 | 1 | 3 | 2 | | 3 | 3 | 16 |
| *15 | SANTOS Kelly | 31:50 | 4/11 | 36 | 4/11 | 36 | | | 7/9 | 78 | 4 | 5 | 9 | | 2 | 1 | | 2 | 7 | 15 |
| *4 | PINTO Adriana | 39:05 | 5/12 | 42 | 3/8 | 38 | 2/4 | 50 | | | | 7 | 7 | 4 | 3 | 4 | | 1 | 1 | 12 |
| 5 | COSTA Karla | 13:07 | 3/5 | 60 | | | 3/5 | 60 | | | | 1 | 1 | 1 | 1 | | | | | 9 |
| *7 | JACINTO Micaela | 24:34 | 3/6 | 50 | 3/6 | 50 | | | 2/2 | 100 | 2 | 1 | 3 | 3 | 5 | 3 | 1 | 5 | 1 | 8 |
| 12 | FERREIRA Patricia | 16:49 | 3/7 | 43 | 2/6 | 33 | 1/1 | 100 | | | 2 | | 2 | | | | | 2 | 1 | 7 |
| 6 | ROCHA Karen | 11:52 | 1/4 | 25 | 0/2 | 0 | 1/2 | 50 | 2/2 | 100 | | | | 3 | | | | 1 | 1 | 5 |
| *9 | NEVES Claudia (C) | 14:35 | 1/2 | 50 | | | 1/2 | 50 | 2/2 | 100 | | 1 | 1 | | 2 | | | 1 | 1 | 5 |
| 10 | DANTAS Jucimara | 9:18 | 0/1 | 0 | 0/1 | 0 | | | 1/2 | 50 | 1 | | 1 | | | | | 2 | 1 | 1 |
| 8 | BELING Fernanda | | | | | | | | | | | | | | | | | | | 0 |
| 13 | NASCIMENTO Francielle | 0:58 | | | | | | | | | | | | | | | | | | 0 |
| 14 | COELHO Graziane | 2:34 | 0/1 | 0 | 0/1 | 0 | | | | | 1 | | 1 | | 1 | | | 1 | | 0 |
| Team/Coach | | | | | | | | | | | | | | | | | | | | |
| Totals | | | 25/58 | 43 | 16/43 | 37 | 9/15 | 60 | 19/23 | 83 | 12 | 22 | 34 | 12 | 17 | 10 | 1 | 18 | 16 | 78 |
| Coach | CAMPOS Paulo | | | | | | | | | | | | | | | | | | | |
| Assistant Coach | GUIDETTI Cesar NUNES Joao Antonio | | | | | | | | | | | | | | | | | | | |

LAT - Latvia

| No. | Name | MIN | Field Goals | | 2 Points | | 3 Points | | Free Throws | | Rebounds | | | AS | TO | ST | BS | PF | FO | PTS |
|-----------------|-----------------------------|-------|-------------|-----|----------|-----|----------|-----|-------------|-----|----------|----|-----|----|----|----|----|----|----|-----|
| | | | M/A | % | M/A | % | M/A | % | M/A | % | OR | DR | TOT | | | | | | | |
| *10 | JEKABSONE-ZOGOTA Anete (C) | 35:56 | 8/15 | 53 | 5/7 | 71 | 3/8 | 38 | 6/6 | 100 | | 2 | 2 | 5 | 1 | 3 | | 2 | 6 | 25 |
| 14 | KUBLINA Ieva | 28:59 | 6/16 | 38 | 5/12 | 42 | 1/4 | 25 | 1/2 | 50 | 3 | 4 | 7 | 1 | 3 | | | 2 | 2 | 14 |
| *8 | BASKO Gunta | 26:01 | 2/8 | 25 | 1/5 | 20 | 1/3 | 33 | 7/8 | 88 | | 2 | 2 | 2 | 3 | 2 | | 1 | 5 | 12 |
| 13 | TARE Ieva | 21:37 | 3/5 | 60 | 2/2 | 100 | 1/3 | 33 | 3/3 | 100 | 1 | | 1 | 1 | 2 | 1 | 1 | 5 | 2 | 10 |
| 6 | EGLITE Zane | 22:50 | 2/4 | 50 | 1/1 | 100 | 1/3 | 33 | 1/2 | 50 | 1 | 3 | 4 | | | | | 2 | 1 | 6 |
| *9 | JANSONE Liene | 21:20 | 2/2 | 100 | 1/1 | 100 | 1/1 | 100 | | | | 1 | 1 | 1 | 1 | | | 1 | 1 | 5 |
| 15 | BRUMERMANE Aija | 19:16 | 2/2 | 100 | 2/2 | 100 | | | | | 1 | 4 | 5 | 1 | | | 1 | 1 | 4 | 4 |
| *7 | TAMANE Zane | 10:25 | 1/3 | 33 | 1/3 | 33 | | | 1/2 | 50 | 2 | 2 | 4 | | 4 | 1 | | 2 | 2 | 3 |
| 4 | BABKINA Elina | | | | | | | | | | | | | | | | | | | 0 |
| *5 | EIBELE Anda | 13:36 | 0/2 | 0 | | | 0/2 | 0 | | | 1 | 2 | 3 | | | | | | | 0 |
| 11 | PUTNINA Aija | | | | | | | | | | | | | | | | | | | 0 |
| 12 | KRUMBERGA Dita | | | | | | | | | | | | | | | | | | | 0 |
| Team/Coach | | | | | | | | | | | | | | | | | | | | |
| Totals | | | 26/57 | 46 | 18/33 | 55 | 8/24 | 33 | 19/23 | 83 | 9 | 20 | 29 | 10 | 14 | 7 | 2 | 16 | 18 | 79 |
| Coach | ZVIRGZDINS Ainars | | | | | | | | | | | | | | | | | | | |
| Assistant Coach | NERIPS Aigars BRUZIKS Maris | | | | | | | | | | | | | | | | | | | |

| | BRA | LAT |
|-----------------------|-----|-----|
| Points from Turnovers | 4 | 4 |
| Points in the Paint | 26 | 28 |
| Second Chance Points | 6 | 4 |
| Fast Break Points | 2 | 4 |

| | BRA | LAT |
|---------------------|-------------|--------------|
| Biggest Lead | 12 | 4 |
| Biggest Scoring Run | 6-0 (32-27) | 11-0 (26-27) |
| Lead Changes | 9 | |
| Times Tied | 5 | |

| Legend: | | | |
|---------|---------------------|-----|----------|
| % | Shooting Percentage | (C) | Captain |
| DR | Defensive Rebounds | FO | Fouls On |
| PF | Fouls | PTS | Points |
| TOT | Total Rebounds | | |
| * | Starters | | |
| M/A | Made/Attempts | | |
| Qx | Quarter Time | | |
| AS | Assists | | |
| MIN | Minutes Played | | |
| ST | Steals | | |
| BS | Blocked Shots | | |
| OR | Offensive Rebounds | | |
| TO | Turnovers | | |



OLYMPIC BASKETBALL GYMNASIUM
北京奥林匹克篮球馆
GYMNASE OLYMPIQUE DE BEIJING

BASKETBALL
篮球 / BASKETBALL

WOMEN
女子项目 / FEMMES

WED 星期三 MER
13 AUG 2008
16:45

PRELIMINARY ROUND GROUP B - GAME 28
预赛B组 - 第28场 / TOUR PRÉLIMINAIRE GROUPE B - MATCH 28



RESULTS

比赛成绩 / RÉSULTATS

NZL 63 vs 80 CHN

Attendance: 11.083

Referee: HIRAHARA Yuji (JPN)

Commissioner: DAVYDOV Mikhail (RUS)

Umpires: da SILVA Fatima (BRA); TOWNSEND Dawna (CAN)

| Scoring by 5 min intervals: | | Q1 | | Q2 | | Q3 | | Q4 | |
|-----------------------------|--|----|----|----|----|----|----|----|----|
| NZL | | 8 | 18 | 26 | 31 | 41 | 48 | 53 | 63 |
| CHN | | 13 | 26 | 42 | 50 | 61 | 65 | 73 | 80 |

NZL - New Zealand

| No. | Name | MIN | Field Goals | | 2 Points | | 3 Points | | Free Throws | | Rebounds | | | AS | TO | ST | BS | PF | FO | PTS | |
|-----------------|-------------------------------|-------|-------------|----|----------|-----|----------|----|-------------|-----|----------|----|-----|----|----|----|----|----|----|-----|----|
| | | | M/A | % | M/A | % | M/A | % | M/A | % | OR | DR | TOT | | | | | | | | |
| *6 | MARINO Angela | 30:20 | 4/13 | 31 | 3/11 | 27 | 1/2 | 50 | 5/7 | 71 | 1 | 3 | 4 | 3 | 1 | | | | 6 | 14 | |
| *14 | HARMON Jillian | 27:39 | 6/12 | 50 | 6/11 | 55 | 0/1 | 0 | 2/2 | 100 | 2 | 6 | 8 | | 1 | | | 2 | 4 | 14 | |
| 10 | WALLBUTTON Lisa | 26:41 | 5/9 | 56 | 5/8 | 63 | 0/1 | 0 | 1/2 | 50 | 1 | 2 | 3 | | 2 | | | 3 | 1 | 11 | |
| 4 | PURCELL Charmian | 14:42 | 3/4 | 75 | 3/4 | 75 | | | | | 1 | 1 | 2 | | | | | 4 | 1 | 6 | |
| *12 | McCORMACK Jessica | 14:29 | 3/8 | 38 | 3/8 | 38 | | | | | 3 | 1 | 4 | | | | | 1 | | 6 | |
| 8 | PURCELL Natalie | 10:52 | 2/4 | 50 | 1/1 | 100 | 1/3 | 33 | | | 1 | 2 | 3 | | | | | | | 5 | |
| *11 | McMEEKEN-RUSCOE Kate | 23:32 | 1/7 | 14 | 0/3 | 0 | 1/4 | 25 | | | 1 | 1 | 2 | | | | | | 2 | 3 | |
| 15 | KERR Aneka (C) | 6:58 | 1/2 | 50 | 1/2 | 50 | | | | | | | | | | 1 | | | 1 | 2 | |
| 7 | COCKS Micaela | 13:38 | 0/3 | 0 | 0/3 | 0 | | | 1/2 | 50 | | 1 | 1 | 3 | 2 | | | 1 | 1 | 1 | |
| 13 | BODENSTEINER Teresa | 6:24 | | | | | | | 1/2 | 50 | | 1 | 1 | | 1 | | | | | 1 | |
| *5 | WHAREMATE Nonila | 11:26 | 0/4 | 0 | 0/3 | 0 | 0/1 | 0 | | | | 1 | 1 | 1 | 2 | | | 3 | 1 | 0 | |
| 9 | BATES Susannah | 13:19 | 0/2 | 0 | 0/1 | 0 | 0/1 | 0 | | | | | | 4 | 3 | | | 3 | 1 | 0 | |
| Team/Coach | | | | | | | | | | | | | | | | | | | | | |
| Totals | | | 25/68 | 37 | 22/55 | 40 | 3/13 | 23 | 10/15 | 67 | 10 | 19 | 29 | 11 | 12 | 1 | | | 17 | 19 | 63 |
| Coach | McHUGH Mike | | | | | | | | | | | | | | | | | | | | |
| Assistant Coach | GOODING Leigh KEREAMA Kennedy | | | | | | | | | | | | | | | | | | | | |

CHN - China

| No. | Name | MIN | Field Goals | | 2 Points | | 3 Points | | Free Throws | | Rebounds | | | AS | TO | ST | BS | PF | FO | PTS |
|-----------------|-----------------------|-------|-------------|----|----------|----|----------|-----|-------------|-----|----------|----|-----|----|----|----|----|----|----|-----|
| | | | M/A | % | M/A | % | M/A | % | M/A | % | OR | DR | TOT | | | | | | | |
| *15 | CHEN Nan | 28:24 | 11/14 | 79 | 11/14 | 79 | | | 4/4 | 100 | 5 | 12 | 17 | 1 | 3 | 1 | 3 | 2 | 3 | 26 |
| *8 | MIAO Lijie (C) | 32:39 | 4/13 | 31 | 4/10 | 40 | 0/3 | 0 | 7/8 | 88 | 1 | 5 | 6 | 6 | 2 | | | 3 | 5 | 15 |
| *5 | BIAN Lan | 25:28 | 3/9 | 33 | 1/6 | 17 | 2/3 | 67 | 2/2 | 100 | 1 | 4 | 5 | 2 | | 1 | | 2 | | 10 |
| *4 | SONG Xiaoyun | 29:06 | 4/7 | 57 | 4/5 | 80 | 0/2 | 0 | | | | 3 | 3 | 3 | | 3 | | 2 | | 8 |
| 12 | CHEN Xiaoli | 18:40 | 3/5 | 60 | 3/5 | 60 | | | | | 4 | 2 | 6 | 1 | 1 | | | 4 | 4 | 6 |
| 9 | ZHANG Yu | 7:06 | 2/3 | 67 | 1/2 | 50 | 1/1 | 100 | | | 1 | 1 | 2 | | | | | | | 5 |
| 13 | LIU Dan | 13:54 | 1/2 | 50 | 1/2 | 50 | | | 3/4 | 75 | | | | | 3 | | | 3 | 2 | 5 |
| *10 | SUI Feifei | 20:09 | 1/6 | 17 | 0/2 | 0 | 1/4 | 25 | | | 1 | 2 | 3 | 1 | 2 | | | 3 | | 3 |
| 7 | ZHANG Wei | 8:49 | 1/4 | 25 | 1/4 | 25 | | | | | 1 | 2 | 3 | | | | | 2 | | 2 |
| 6 | ZHANG Hanlan | 5:20 | 0/2 | 0 | 0/1 | 0 | 0/1 | 0 | | | | | | | 1 | | | | | 0 |
| 11 | SHAO Tingting | 3:59 | 0/2 | 0 | 0/2 | 0 | | | | | | | | | 2 | | | | | 0 |
| 14 | ZHANG Xiaoni | 6:26 | 0/1 | 0 | 0/1 | 0 | | | | | | 1 | 1 | | | | | | 1 | 0 |
| Team/Coach | | | | | | | | | | | | | | | | | | | | |
| Totals | | | 30/68 | 44 | 26/54 | 48 | 4/14 | 29 | 16/18 | 89 | 14 | 32 | 46 | 14 | 14 | 5 | 3 | 19 | 17 | 80 |
| Coach | MAHER Tom | | | | | | | | | | | | | | | | | | | |
| Assistant Coach | TIMMS Michele FAN Bin | | | | | | | | | | | | | | | | | | | |

| | NZL | CHN |
|-----------------------|-----|-----|
| Points from Turnovers | 2 | 4 |
| Points in the Paint | 28 | 44 |
| Second Chance Points | 6 | 8 |
| Fast Break Points | 6 | 8 |

| | NZL | CHN |
|---------------------|-------------|------------|
| Biggest Lead | 4 | 25 |
| Biggest Scoring Run | 8-0 (63-80) | 9-0 (6-11) |
| Lead Changes | | 1 |
| Times Tied | | 1 |

| Legend: | | | |
|---------|---------------------|-----|----------|
| % | Shooting Percentage | (C) | Captain |
| DR | Defensive Rebounds | FO | Fouls On |
| PF | Fouls | PTS | Points |
| TOT | Total Rebounds | | |
| * | Starters | | |
| M/A | Made/Attempts | | |
| Qx | Quarter Time | | |
| AS | Assists | | |
| MIN | Minutes Played | | |
| ST | Steals | | |
| BS | Blocked Shots | | |
| OR | Offensive Rebounds | | |
| TO | Turnovers | | |



OLYMPIC BASKETBALL GYMNASIUM
北京奥林匹克篮球馆
GYMNASE OLYMPIQUE DE BEIJING

BASKETBALL
篮球 / BASKETBALL

WOMEN
女子项目 / FEMMES

WED 星期三 MER
13 AUG 2008
20:00

PRELIMINARY ROUND GROUP A - GAME 29
预赛A组 - 第29场 / TOUR PRÉLIMINAIRE GROUPE A - MATCH 29



RESULTS

比赛成绩 / RÉSULTATS

AUS 90 vs 62 KOR

Attendance: 11.083

Referee: BRAZUSKAS Romualdas (LTU)
Umpires: SEIBEL Stephen (CAN); MA Lijun (CHN)

Commissioner: FONTANA Geraldo (BRA)

| Scoring by 5 min intervals: | | Q1 | | Q2 | | Q3 | | Q4 | |
|-----------------------------|--|----|----|----|----|----|----|----|----|
| AUS | | 8 | 23 | 38 | 47 | 59 | 73 | 79 | 90 |
| KOR | | 6 | 14 | 20 | 33 | 46 | 50 | 57 | 62 |

AUS - Australia

| No. | Name | MIN | Field Goals | | 2 Points | | 3 Points | | Free Throws | | Rebounds | | | AS | TO | ST | BS | PF | FO | PTS | |
|-----------------|-------------------------|-------|-------------|-----|----------|-----|----------|----|-------------|-----|----------|----|-----|----|----|----|----|----|----|-----|---|
| | | | M/A | % | M/A | % | M/A | % | M/A | % | OR | DR | TOT | | | | | | | | |
| *7 | TAYLOR Penny | 27:01 | 8/12 | 67 | 7/9 | 78 | 1/3 | 33 | 1/2 | 50 | 2 | 5 | 7 | 4 | 3 | 3 | | | 3 | 18 | |
| *8 | BATKOVIC Suzy | 26:15 | 5/9 | 56 | 5/6 | 83 | 0/3 | 0 | 8/9 | 89 | | 10 | 10 | 2 | 2 | | | | 5 | 18 | |
| *15 | JACKSON Lauren (C) | 22:26 | 7/14 | 50 | 7/12 | 58 | 0/2 | 0 | 2/2 | 100 | 3 | 3 | 6 | 3 | 1 | | | 4 | 3 | 16 | |
| *12 | SNELL Belinda | 26:35 | 3/5 | 60 | 2/3 | 67 | 1/2 | 50 | 2/2 | 100 | 2 | 2 | 4 | 4 | 4 | 1 | | 1 | 2 | 9 | |
| 11 | SUMMERTON Laura | 16:56 | 4/6 | 67 | 4/6 | 67 | | | 0/1 | 0 | 1 | 2 | 3 | | 1 | | 1 | 1 | 2 | 8 | |
| 9 | GRIMA Hollie | 11:52 | 1/1 | 100 | 1/1 | 100 | | | 4/6 | 67 | 1 | 3 | 4 | 1 | 1 | 1 | | | 3 | 6 | |
| 14 | COX Rohanee | 8:27 | 2/5 | 40 | 1/3 | 33 | 1/2 | 50 | | | 2 | 1 | 3 | | 2 | | | 1 | 2 | 5 | |
| 6 | SCREEN Jenni | 11:09 | 2/2 | 100 | 2/2 | 100 | | | | | 1 | 1 | 2 | 1 | 1 | | | | | 4 | |
| *10 | HARROWER Kristi | 25:31 | 1/6 | 17 | 0/2 | 0 | 1/4 | 25 | 1/2 | 50 | 1 | 1 | 2 | 5 | | | | | 1 | 4 | |
| 4 | PHILLIPS Erin | 4:12 | 1/1 | 100 | 1/1 | 100 | | | | | | | | | | 1 | | 1 | | 2 | |
| 5 | BEVILAQUA Tully | 15:50 | 0/2 | 0 | 0/1 | 0 | 0/1 | 0 | | | | | 3 | 3 | 1 | 1 | 2 | | 4 | 1 | 0 |
| 13 | RANDALL Emma | 3:46 | 0/1 | 0 | 0/1 | 0 | | | | | | | | | | | | 1 | | 0 | |
| Team/Coach | | | | | | | | | | | | | | | | | | | | | |
| Totals | | | 34/64 | 53 | 30/47 | 64 | 4/17 | 24 | 18/24 | 75 | 13 | 31 | 44 | 21 | 17 | 11 | 1 | 13 | 22 | 90 | |
| Coach | STIRLING Jan | | | | | | | | | | | | | | | | | | | | |
| Assistant Coach | FOX Gary LONERGAN Peter | | | | | | | | | | | | | | | | | | | | |

KOR - Korea

| No. | Name | MIN | Field Goals | | 2 Points | | 3 Points | | Free Throws | | Rebounds | | | AS | TO | ST | BS | PF | FO | PTS |
|-----------------|-----------------|-------|-------------|----|----------|----|----------|-----|-------------|-----|----------|----|-----|----|----|----|----|----|----|-----|
| | | | M/A | % | M/A | % | M/A | % | M/A | % | OR | DR | TOT | | | | | | | |
| 10 | BEON Yeonha | 29:37 | 7/10 | 70 | 1/3 | 33 | 6/7 | 86 | | | | 4 | 4 | 2 | 2 | 1 | | 1 | 1 | 20 |
| *9 | JUNG Sunmin (C) | 25:26 | 4/8 | 50 | 3/7 | 43 | 1/1 | 100 | 2/2 | 100 | 1 | 3 | 4 | 2 | 2 | 1 | | 4 | 2 | 11 |
| 6 | CHOI Younah | 22:25 | 3/5 | 60 | 1/2 | 50 | 2/3 | 67 | | | | 1 | 1 | 2 | 5 | | | 2 | 1 | 8 |
| *8 | LEE Jongae | 23:26 | 3/6 | 50 | 3/6 | 50 | | | 2/4 | 50 | 3 | 2 | 5 | | 1 | | | 4 | 3 | 8 |
| *5 | LEE Misun | 23:46 | 3/8 | 38 | 3/7 | 43 | 0/1 | 0 | 1/2 | 50 | | 2 | 2 | 2 | 1 | 3 | | 4 | 3 | 7 |
| 14 | KIM Kweryong | 16:34 | 2/4 | 50 | 2/4 | 50 | | | | | 1 | 2 | 3 | | 1 | | | 4 | | 4 |
| *11 | PARK Jungeun | 13:01 | 1/6 | 17 | 0/1 | 0 | 1/5 | 20 | | | 1 | 1 | 2 | 2 | 1 | | | 1 | | 3 |
| 13 | KIM Jungeun | 14:36 | 0/6 | 0 | 0/3 | 0 | 0/3 | 0 | 1/2 | 50 | | 1 | 1 | | 1 | | | 1 | 1 | 1 |
| 4 | KIM Yeongok | 8:33 | 0/2 | 0 | 0/2 | 0 | | | | | | 1 | 1 | 2 | 1 | | | | | 0 |
| *7 | JIN Mijung | 8:09 | 0/4 | 0 | 0/1 | 0 | 0/3 | 0 | | | 1 | | 1 | 1 | 1 | | | | | 0 |
| 12 | HA Eunjoo | | | | | | | | | | | | | | | | | | | 0 |
| 15 | SIN Jungja | 14:27 | 0/3 | 0 | 0/3 | 0 | | | | | | 1 | 1 | 2 | | | | 1 | 2 | 0 |
| Team/Coach | | | | | | | | | | | | | | | | | | | | |
| Totals | | | 23/62 | 37 | 13/39 | 33 | 10/23 | 43 | 6/10 | 60 | 7 | 18 | 25 | 15 | 16 | 5 | | 22 | 13 | 62 |
| Coach | JUNG Duk Hwa | | | | | | | | | | | | | | | | | | | |
| Assistant Coach | WE Sungwoo | | | | | | | | | | | | | | | | | | | |

| | AUS | KOR |
|-----------------------|-----|-----|
| Points from Turnovers | 8 | 9 |
| Points in the Paint | 54 | 12 |
| Second Chance Points | 6 | 3 |
| Fast Break Points | 18 | |

| | AUS | KOR |
|---------------------|--------------|-------------|
| Biggest Lead | 30 | 2 |
| Biggest Scoring Run | 13-0 (40-20) | 6-0 (23-17) |
| Lead Changes | 5 | |
| Times Tied | 1 | |

| Legend: | | |
|---------|---------------------|-----------------------|
| % | Shooting Percentage | (C) Captain |
| DR | Defensive Rebounds | FO Fouls On |
| PF | Fouls | PTS Points |
| TOT | Total Rebounds | |
| * | Starters | AS Assists |
| M/A | Made/Attempts | MIN Minutes Played |
| Qx | Quarter Time | ST Steals |
| | | BS Blocked Shots |
| | | OR Offensive Rebounds |
| | | TO Turnovers |



RESULTS
比赛成绩 / RÉSULTATS
MLI 41 vs 97 USA

Attendance: 11.083

Referee: YANG Maogong (CHN)

Commissioner: MENJOUR Abderraouf (TUN)

Umpires: CHERNOVA Elena (RUS); AVANESSIAN Heros (IRI)

Scoring by 5 min intervals:

| | Q1 | | Q2 | | Q3 | | Q4 | |
|-----|----|----|----|----|----|----|----|----|
| MLI | 8 | 12 | 15 | 28 | 31 | 33 | 40 | 41 |
| USA | 9 | 24 | 36 | 51 | 65 | 76 | 87 | 97 |

MLI - Mali

| No. | Name | MIN | Field Goals | | 2 Points | | 3 Points | | Free Throws | | Rebounds | | | AS | TO | ST | BS | PF | FO | PTS | |
|-----------------|---------------------|--------------------|-------------|----|----------|----|----------|----|-------------|-----|----------|----|-----|----|----|----|----|----|----|-----|----|
| | | | M/A | % | M/A | % | M/A | % | M/A | % | OR | DR | TOT | | | | | | | | |
| *14 | SININTA Aminata | 27:49 | 5/11 | 45 | 2/6 | 33 | 3/5 | 60 | | | 1 | 1 | | 3 | 1 | | | 3 | 2 | 13 | |
| *7 | BAGAYOKO Fatoumata | 25:22 | 2/7 | 29 | 0/1 | 0 | 2/6 | 33 | 1/2 | 50 | 1 | 1 | 3 | 6 | | | | | 2 | 7 | |
| 13 | TIREIRA Meiya | 20:55 | 3/8 | 38 | 3/7 | 43 | 0/1 | 0 | 1/1 | 100 | 3 | 3 | 6 | 1 | 7 | | | | 3 | 1 | 7 |
| 4 | TOURE Kadiatou | 21:57 | 2/4 | 50 | 1/2 | 50 | 1/2 | 50 | 1/3 | 33 | 1 | 1 | 2 | 2 | | | | | 1 | 1 | 6 |
| 11 | DIAWARA Djene | 14:47 | 1/4 | 25 | 1/4 | 25 | | | 2/4 | 50 | 3 | 2 | 5 | | 3 | | | | 1 | 2 | 4 |
| *8 | GANDEGA Diana | 15:53 | 0/1 | 0 | | | 0/1 | 0 | 2/2 | 100 | 1 | 1 | 2 | 1 | | | | | | 2 | 2 |
| *15 | SISSOKO Djenebou | 28:37 | 1/11 | 9 | 1/11 | 9 | | | 0/2 | 0 | 4 | 3 | 7 | | 4 | | | | 2 | 4 | 2 |
| 5 | TRAORE Nassira | 8:39 | 0/3 | 0 | 0/3 | 0 | | | | | 1 | 1 | 2 | | 1 | | | | 2 | | 0 |
| 6 | DIARRA Mariatou | 8:37 | 0/1 | 0 | 0/1 | 0 | | | | | 1 | 1 | 2 | | 2 | 1 | | | | 1 | 0 |
| 9 | MAIGA Hamchetou (C) | | | | | | | | | | | | | | | | | | | | 0 |
| 10 | KANOUTE Kadiatou | 1:39 | | | | | | | | | | | | | 1 | | | | | | 0 |
| *12 | COULIBALY Nagnouma | 25:45 | 0/6 | 0 | 0/6 | 0 | | | | | 2 | 3 | 5 | | 2 | 2 | | | 3 | 1 | 0 |
| Team/Coach | | | | | | | | | | | | | | | | | | | | | |
| Totals | | | 14/56 | 25 | 8/41 | 20 | 6/15 | 40 | 7/14 | 50 | 15 | 17 | 32 | 7 | 29 | 4 | | | 15 | 16 | 41 |
| Coach | | RUIZ Jose Valentin | | | | | | | | | | | | | | | | | | | |
| Assistant Coach | | SISSOKO Oumar | | | | | | | | | | | | | | | | | | | |

USA - United States

| No. | Name | MIN | Field Goals | | 2 Points | | 3 Points | | Free Throws | | Rebounds | | | AS | TO | ST | BS | PF | FO | PTS | |
|-----------------|----------------------|------------------------------|-------------|-----|----------|-----|----------|-----|-------------|-----|----------|----|-----|----|----|----|----|----|----|-----|----|
| | | | M/A | % | M/A | % | M/A | % | M/A | % | OR | DR | TOT | | | | | | | | |
| *9 | LESLIE Lisa (C) | 21:23 | 7/7 | 100 | 7/7 | 100 | | | 2/4 | 50 | | 4 | 4 | | 2 | 1 | 3 | 1 | 3 | 16 | |
| 5 | AUGUSTUS Seimone | 17:48 | 6/10 | 60 | 6/9 | 67 | 0/1 | 0 | | | 2 | 2 | 3 | | 2 | | | | 2 | 12 | |
| 4 | PONDEXTER Cappie | 12:29 | 5/7 | 71 | 5/6 | 83 | 0/1 | 0 | | | | 2 | 2 | 3 | | 1 | | | 1 | 10 | |
| *11 | THOMPSON Tina | 20:20 | 4/8 | 50 | 2/4 | 50 | 2/4 | 50 | | | 1 | 1 | 2 | 1 | 1 | | | | 1 | 2 | 10 |
| 15 | PARKER Candace | 16:30 | 3/6 | 50 | 3/6 | 50 | | | 4/4 | 100 | | 2 | 2 | 2 | | 2 | 1 | 4 | 2 | 10 | |
| *6 | BIRD Sue | 20:32 | 4/6 | 67 | 3/3 | 100 | 1/3 | 33 | | | 1 | 1 | 4 | 1 | 1 | | | | | 9 | |
| 13 | FOWLES Sylvia | 13:46 | 3/8 | 38 | 3/8 | 38 | | | 2/4 | 50 | 1 | 5 | 6 | | 1 | | | | 2 | 8 | |
| 7 | LAWSON Kara | 16:04 | 3/5 | 60 | 2/4 | 50 | 1/1 | 100 | | | | 2 | 2 | 7 | | 3 | | | 1 | 7 | |
| 10 | CATCHINGS Tamika | 13:32 | 3/3 | 100 | 2/2 | 100 | 1/1 | 100 | | | 2 | 2 | 4 | 3 | 2 | 1 | | | | 7 | |
| *12 | TAURASI Diana | 17:23 | 2/4 | 50 | 1/2 | 50 | 1/2 | 50 | 1/1 | 100 | 1 | 3 | 4 | 3 | 2 | 1 | 1 | 2 | 3 | 6 | |
| *14 | SMITH Katie | 20:04 | 1/2 | 50 | 1/1 | 100 | 0/1 | 0 | | | | 3 | 3 | 3 | 1 | | | | 1 | 2 | |
| 8 | MILTON-JONES Delisha | 10:09 | | | | | | | | | | 1 | 1 | | | | | | 1 | 0 | |
| Team/Coach | | | | | | | | | | | | | | | | | | | | | |
| Totals | | | 41/66 | 62 | 35/52 | 67 | 6/14 | 43 | 9/13 | 69 | 7 | 26 | 33 | 29 | 10 | 12 | 5 | 16 | 15 | 97 | |
| Coach | | DONOVAN Anne | | | | | | | | | | | | | | | | | | | |
| Assistant Coach | | GOESTENKORS Gail STALEY Dawn | | | | | | | | | | | | | | | | | | | |

| | MLI | USA |
|-----------------------|-----|-----|
| Points from Turnovers | 4 | 6 |
| Points in the Paint | 14 | 48 |
| Second Chance Points | 3 | 5 |
| Fast Break Points | 2 | 14 |

| | MLI | USA |
|---------------------|-----------|--------------|
| Biggest Lead | 1 | 56 |
| Biggest Scoring Run | 8-0 (8-7) | 23-0 (31-76) |
| Lead Changes | | 2 |
| Times Tied | | 0 |

| Legend: | | |
|---------|---------------------|-----------------------|
| % | Shooting Percentage | (C) Captain |
| DR | Defensive Rebounds | FO Fouls On |
| PF | Fouls | PTS Points |
| TOT | Total Rebounds | * Starters |
| | | M/A Made/Attempts |
| | | Qx Quarter Time |
| | | AS Assists |
| | | MIN Minutes Played |
| | | ST Steals |
| | | BS Blocked Shots |
| | | OR Offensive Rebounds |
| | | TO Turnovers |



RESULTS

比赛成绩 / RÉSULTATS

CZE 90 vs 59 NZL

Attendance: 11.083

Referee: JULIEN Chantal (FRA)

Commissioner: HORGAN Fred (CAN)

Umpires: AVANESSIAN Heros (IRI); CHERNOVA Elena (RUS)

| Scoring by 5 min intervals: | CZE | Q1 | | Q2 | | Q3 | | Q4 | |
|-----------------------------|-----|-----|----|----|----|----|----|----|----|
| | | NZL | 13 | 26 | 39 | 44 | 48 | 65 | 70 |
| | | 8 | 12 | 22 | 31 | 36 | 38 | 49 | 59 |

CZE - Czech Republic

| No. | Name | MIN | Field Goals | | 2 Points | | 3 Points | | Free Throws | | Rebounds | | | AS | TO | ST | BS | PF | FO | PTS |
|-----------------|-----------------------|-------------------|-------------|-----|----------|----|----------|-----|-------------|-----|----------|----|-----|----|----|----|----|----|----|-----|
| | | | M/A | % | M/A | % | M/A | % | M/A | % | OR | DR | TOT | | | | | | | |
| *9 | MACHOVA Hana | 33:03 | 6/12 | 50 | 4/8 | 50 | 2/4 | 50 | 9/11 | 82 | 1 | 2 | 3 | | 4 | 4 | | 3 | 9 | 23 |
| *15 | VITECKOVA Eva | 29:45 | 8/13 | 62 | 5/7 | 71 | 3/6 | 50 | 2/2 | 100 | | 4 | 4 | 4 | | 1 | 1 | 1 | 1 | 21 |
| *5 | VECEROVA Ivana | 29:02 | 6/10 | 60 | 5/8 | 63 | 1/2 | 50 | 1/2 | 50 | 5 | 3 | 8 | 3 | 4 | 2 | 2 | 3 | 3 | 14 |
| *4 | VESELA Jana | 31:41 | 4/8 | 50 | 4/7 | 57 | 0/1 | 0 | 5/6 | 83 | | 10 | 10 | 5 | 1 | 2 | 2 | 2 | 6 | 13 |
| 7 | HARTIGOVA Michala | 17:11 | 2/3 | 67 | 2/3 | 67 | | | 2/2 | 100 | 2 | | 2 | 1 | | | 2 | 3 | 2 | 6 |
| *13 | KULICHOVA Petra | 33:47 | 3/5 | 60 | 3/5 | 60 | | | | | | 6 | 6 | 1 | 5 | 2 | 1 | 4 | | 6 |
| 12 | MOKROSOVA Marketa (C) | 13:38 | 1/1 | 100 | | | 1/1 | 100 | 2/2 | 100 | | | | 2 | 2 | | | | 1 | 5 |
| 14 | ELHOTOVA Katerina | 8:51 | 1/3 | 33 | 1/2 | 50 | 0/1 | 0 | | | 2 | 1 | 3 | | | 1 | | | | 2 |
| 6 | HEJDOVA Romana | | | | | | | | | | | | | | | | | | | 0 |
| 8 | UHROVA Michaela | 3:02 | | | | | | | | | | | | | 2 | | | 1 | 1 | 0 |
| 10 | SUJANOVA Edita | | | | | | | | | | | | | | | | | | | 0 |
| 11 | SVOBODOVA Miloslava | | | | | | | | | | | | | | | | | | | 0 |
| Team/Coach | | | | | | | | | | | | | | | | | | | | |
| Totals | | | 31/55 | 56 | 24/40 | 60 | 7/15 | 47 | 21/25 | 84 | 10 | 26 | 36 | 16 | 18 | 12 | 8 | 17 | 23 | 90 |
| Coach | | BOBROVSKY Jan | | | | | | | | | | | | | | | | | | |
| Assistant Coach | | VOLEJNIK Miroslav | | | | | | | | | | | | | | | | | | |

NZL - New Zealand

| No. | Name | MIN | Field Goals | | 2 Points | | 3 Points | | Free Throws | | Rebounds | | | AS | TO | ST | BS | PF | FO | PTS | |
|-----------------|----------------------|-------------------------------|-------------|----|----------|----|----------|----|-------------|-----|----------|----|-----|----|----|----|----|----|----|-----|----|
| | | | M/A | % | M/A | % | M/A | % | M/A | % | OR | DR | TOT | | | | | | | | |
| *6 | MARINO Angela | 30:35 | 8/12 | 67 | 4/7 | 57 | 4/5 | 80 | 2/2 | 100 | 2 | | 2 | | | 5 | 2 | | 3 | 3 | 22 |
| *15 | KERR Aneka (C) | 18:02 | 4/9 | 44 | 4/9 | 44 | | | 4/4 | 100 | | | | 1 | 2 | | 1 | 2 | 3 | 12 | |
| 10 | WALLBUTTON Lisa | 29:52 | 3/8 | 38 | 3/8 | 38 | | | 3/4 | 75 | 4 | 6 | 10 | | 1 | 1 | | 1 | 6 | 9 | |
| *14 | HARMON Jillian | 26:42 | 2/12 | 17 | 2/12 | 17 | | | 1/2 | 50 | 1 | 2 | 3 | 1 | 5 | 1 | | 3 | 1 | 5 | |
| 7 | COCKS Micaela | 8:42 | 2/4 | 50 | 2/4 | 50 | | | | | | 2 | 2 | 1 | 1 | | | | 2 | 4 | |
| 9 | BATES Susannah | 15:54 | 1/3 | 33 | 0/1 | 0 | 1/2 | 50 | | | 1 | 2 | 3 | 5 | 3 | 1 | | 4 | 3 | 3 | |
| *4 | PURCELL Charmian | 23:51 | 1/3 | 33 | 1/3 | 33 | | | | | 4 | 3 | 7 | 2 | 3 | 3 | | 4 | 1 | 2 | |
| 11 | McMEEKEN-RUSCOE Kate | 14:38 | 1/5 | 20 | 1/4 | 25 | 0/1 | 0 | | | 1 | | 1 | | | | | 2 | | 2 | |
| 5 | WHAREMATE Nonila | 8:11 | 0/4 | 0 | 0/4 | 0 | | | | | 1 | 1 | 2 | | 2 | | | 1 | 1 | 0 | |
| 8 | PURCELL Natalie | 9:54 | 0/1 | 0 | | | 0/1 | 0 | | | | | | | 2 | | | 1 | | 0 | |
| *12 | McCORMACK Jessica | 12:58 | | | | | | | | | | 1 | 1 | | | 1 | | | | 0 | |
| 13 | BODENSTEINER Teresa | 0:41 | | | | | | | | | | | | | | | | 2 | | 0 | |
| Team/Coach | | | | | | | | | | | | | | | | | | | | | |
| Totals | | | 22/61 | 36 | 17/52 | 33 | 5/9 | 56 | 10/12 | 83 | 14 | 17 | 31 | 10 | 24 | 9 | 1 | 23 | 17 | 59 | |
| Coach | | McHUGH Mike | | | | | | | | | | | | | | | | | | | |
| Assistant Coach | | GOODING Leigh KEREAMA Kennedy | | | | | | | | | | | | | | | | | | | |

| | CZE | NZL |
|-----------------------|-----|-----|
| Points from Turnovers | 12 | 4 |
| Points in the Paint | 36 | 22 |
| Second Chance Points | 9 | 4 |
| Fast Break Points | 14 | 4 |

| | CZE | NZL |
|---------------------|--------------|-------------|
| Biggest Lead | 31 | 2 |
| Biggest Scoring Run | 10-0 (67-38) | 6-0 (67-44) |
| Lead Changes | 1 | |
| Times Tied | 3 | |

| Legend: | | | |
|---------|---------------------|-----|--------------------|
| % | Shooting Percentage | (C) | Captain |
| DR | Defensive Rebounds | FO | Fouls On |
| PF | Fouls | PTS | Points |
| TOT | Total Rebounds | | |
| * | Starters | M/A | Made/Attempts |
| Qx | Quarter Time | MIN | Minutes Played |
| AS | Assists | ST | Steals |
| BS | Blocked Shots | OR | Offensive Rebounds |
| | | TO | Turnovers |



RESULTS

比赛成绩 / RÉSULTATS

LAT 73 vs 96 AUS

Attendance: 11.083

Referee: ESTEVEZ Pablo (ARG)

Commissioner: TURAM Emir (TUR)

Umpires: TATIC Jasmina (SRB); MUHIMUA Abreu (MOZ)

| Scoring by 5 min intervals: | | Q1 | | Q2 | | Q3 | | Q4 | |
|-----------------------------|--|----|----|----|----|----|----|----|----|
| LAT | | 10 | 18 | 27 | 38 | 46 | 56 | 64 | 73 |
| AUS | | 10 | 19 | 23 | 41 | 56 | 76 | 84 | 96 |

LAT - Latvia

| No. | Name | MIN | Field Goals | | 2 Points | | 3 Points | | Free Throws | | Rebounds | | | AS | TO | ST | BS | PF | FO | PTS |
|-----------------|-----------------------------|-------|-------------|-------|----------|------|----------|-------|-------------|-----|----------|----|-----|----|----|----|----|----|----|-----|
| | | | M/A | % | M/A | % | M/A | % | M/A | % | OR | DR | TOT | | | | | | | |
| 13 | TARE Ieva | 27:21 | 4/9 | 44 | 2/4 | 50 | 2/5 | 40 | 4/5 | 80 | 1 | 3 | 4 | 4 | 1 | | | 3 | 4 | 14 |
| *10 | JEKABSONE-ZOGOTA Anete (C) | 25:31 | 5/7 | 71 | 4/5 | 80 | 1/2 | 50 | 2/2 | 100 | | 2 | 2 | 2 | 7 | 1 | | 1 | 1 | 13 |
| 9 | JANSONE Liene | 21:33 | 4/9 | 44 | 3/7 | 43 | 1/2 | 50 | 2/2 | 100 | 1 | 4 | 5 | | 1 | 1 | | 2 | 2 | 11 |
| 15 | BRUMERMANE Aija | 21:18 | 5/5 | 100 | 5/5 | 100 | | | 0/1 | 0 | 1 | 4 | 5 | | 1 | | 1 | 2 | 1 | 10 |
| *8 | BASKO Gunta | 18:10 | 3/3 | 100 | 1/1 | 100 | 2/2 | 100 | | | | 4 | 4 | 2 | 4 | 1 | 2 | 1 | 2 | 8 |
| *14 | KUBLINA Ieva | 16:52 | 1/4 | 25 | 0/3 | 0 | 1/1 | 100 | 1/2 | 50 | | 1 | 1 | | | | 1 | | 1 | 4 |
| 4 | BABKINA Elina | 8:55 | 1/3 | 33 | 1/3 | 33 | | | 1/1 | 100 | | | | 2 | 2 | | | | 1 | 3 |
| 5 | EIBELE Anda | 15:54 | 1/2 | 50 | | | 1/2 | 50 | | | | 2 | 2 | 2 | 2 | | | | | 3 |
| *7 | TAMANE Zane | 12:58 | 1/3 | 33 | 1/3 | 33 | | | 1/2 | 50 | | | | 3 | 1 | | | 1 | 2 | 3 |
| 11 | PUTNINA Aija | 7:19 | 1/2 | 50 | 1/2 | 50 | | | | | | 2 | 2 | | | | | | 1 | 2 |
| 12 | KRUMBERGA Dita | 10:00 | 0/1 | 0 | 0/1 | 0 | | | 2/2 | 100 | | 2 | 2 | | 1 | | | 2 | 1 | 2 |
| *6 | EGLITE Zane | 14:09 | 0/1 | 0 | | | 0/1 | 0 | | | | 1 | 1 | 1 | 1 | | | 1 | | 0 |
| Team/Coach | | | | | | | | | | | | | | | | | | | | |
| Totals | | 26/49 | 53 | 18/34 | 53 | 8/15 | 53 | 13/17 | 76 | 3 | 25 | 28 | 16 | 21 | 3 | 4 | 13 | 16 | 73 | |
| Coach | ZVIRGZDINS Ainars | | | | | | | | | | | | | | | | | | | |
| Assistant Coach | NERIPS Aigars BRUZIJS Maris | | | | | | | | | | | | | | | | | | | |

AUS - Australia

| No. | Name | MIN | Field Goals | | 2 Points | | 3 Points | | Free Throws | | Rebounds | | | AS | TO | ST | BS | PF | FO | PTS |
|-----------------|-------------------------|-------|-------------|-------|----------|-------|----------|-------|-------------|-----|----------|----|-----|----|----|----|----|----|----|-----|
| | | | M/A | % | M/A | % | M/A | % | M/A | % | OR | DR | TOT | | | | | | | |
| *15 | JACKSON Lauren (C) | 26:05 | 11/21 | 52 | 6/12 | 50 | 5/9 | 56 | 3/3 | 100 | 2 | 1 | 3 | | 2 | | | 2 | 2 | 30 |
| *8 | BATKOVIC Suzy | 24:47 | 7/12 | 58 | 5/9 | 56 | 2/3 | 67 | 2/4 | 50 | 2 | 2 | 4 | 1 | | 2 | | 3 | 2 | 18 |
| *7 | TAYLOR Penny | 25:39 | 4/9 | 44 | 3/8 | 38 | 1/1 | 100 | 2/2 | 100 | 5 | 6 | 11 | 4 | 2 | 2 | | 1 | 3 | 11 |
| *10 | HARROWER Kristi | 30:59 | 4/11 | 36 | 3/9 | 33 | 1/2 | 50 | 1/2 | 50 | 3 | 3 | 6 | 4 | 1 | 3 | | | 1 | 10 |
| 5 | BEVILAQUA Tully | 15:38 | 2/5 | 40 | 1/2 | 50 | 1/3 | 33 | 1/2 | 50 | | 3 | 3 | 3 | | 1 | | 1 | 2 | 6 |
| 9 | GRIMA Hollie | 9:26 | 3/4 | 75 | 3/4 | 75 | | | | | 2 | 3 | 5 | | | | | 2 | | 6 |
| *12 | SNELL Belinda | 25:34 | 2/8 | 25 | 1/2 | 50 | 1/6 | 17 | | | 1 | 1 | 2 | 2 | | 1 | | 1 | | 5 |
| 11 | SUMMERTON Laura | 14:57 | 1/3 | 33 | 1/3 | 33 | | | 2/2 | 100 | 2 | 1 | 3 | 2 | 1 | | | 2 | 1 | 4 |
| 14 | COX Rohanee | 11:29 | 2/7 | 29 | 2/5 | 40 | 0/2 | 0 | | | 3 | 2 | 5 | 1 | | | | 2 | 1 | 4 |
| 13 | RANDALL Emma | 4:45 | 1/3 | 33 | 1/3 | 33 | | | 0/1 | 0 | 1 | | 1 | 1 | | | | | 1 | 2 |
| 4 | PHILLIPS Erin | 4:45 | 0/3 | 0 | 0/1 | 0 | 0/2 | 0 | | | 1 | 1 | 2 | 1 | | | | | | 0 |
| 6 | SCREEN Jenni | 5:56 | | | | | | | | | 2 | 1 | 3 | | | 2 | | 2 | | 0 |
| Team/Coach | | | | | | | | | | | | | | | | | | | | |
| Totals | | 37/86 | 43 | 26/58 | 45 | 11/28 | 39 | 11/16 | 69 | 24 | 24 | 48 | 19 | 6 | 11 | | | 16 | 13 | 96 |
| Coach | STIRLING Jan | | | | | | | | | | | | | | | | | | | |
| Assistant Coach | FOX Gary LONERGAN Peter | | | | | | | | | | | | | | | | | | | |

| | LAT | AUS |
|-----------------------|-----|-----|
| Points from Turnovers | 8 | |
| Points in the Paint | 30 | 42 |
| Second Chance Points | 2 | 22 |
| Fast Break Points | 7 | 10 |

| | LAT | AUS |
|---------------------|--------------|-------------|
| Biggest Lead | 7 | 26 |
| Biggest Scoring Run | 10-0 (25-19) | 9-0 (31-34) |
| Lead Changes | 5 | |
| Times Tied | 7 | |

| Legend: | | |
|---------|---------------------|-----------------------|
| % | Shooting Percentage | (C) Captain |
| DR | Defensive Rebounds | FO Fouls On |
| PF | Fouls | PTS Points |
| TOT | Total Rebounds | * Starters |
| | | M/A Made/Attempts |
| | | Qx Quarter Time |
| | | AS Assists |
| | | MIN Minutes Played |
| | | ST Steals |
| | | BS Blocked Shots |
| | | OR Offensive Rebounds |
| | | TO Turnovers |



OLYMPIC BASKETBALL GYMNASIUM
北京奥林匹克篮球馆
GYMNASE OLYMPIQUE DE BEIJING

FRI 星期五 VEN
15 AUG 2008
14:30

BASKETBALL
篮球 / BASKETBALL

WOMEN
女子项目 / FEMMES

PRELIMINARY ROUND GROUP A - GAME 39
预赛A组 - 第39场 / TOUR PRÉLIMINAIRE GROUPE A - MATCH 39



RESULTS

比赛成绩 / RÉSULTATS

RUS 74 vs 64 BRA

Attendance: 11.083

Referee: LAMONICA Luigi (ITA)
Umpires: BLAUCH Susan (USA); MA Lijun (CHN)

Commissioner: MENJOUR Abderraouf (TUN)

| Scoring by 5 min intervals: | | Q1 | | Q2 | | Q3 | | Q4 | |
|-----------------------------|--|----|----|----|----|----|----|----|----|
| RUS | | 14 | 21 | 31 | 35 | 43 | 54 | 65 | 74 |
| BRA | | 13 | 26 | 33 | 41 | 45 | 56 | 60 | 64 |

RUS - Russian Fed.

| No. | Name | MIN | Field Goals | | 2 Points | | 3 Points | | Free Throws | | Rebounds | | | AS | TO | ST | BS | PF | FO | PTS |
|-----------------|-----------------------------------|-------|-------------|----|----------|-----|----------|-----|-------------|-----|----------|----|-----|----|----|----|----|----|----|-----|
| | | | M/A | % | M/A | % | M/A | % | M/A | % | OR | DR | TOT | | | | | | | |
| 9 | SHCHEGOLEVA Tatiana | 31:32 | 4/8 | 50 | 3/7 | 43 | 1/1 | 100 | 5/5 | 100 | 2 | 4 | 6 | 2 | 1 | 1 | | 1 | 5 | 14 |
| 7 | HAMMON Rebekka Linn | 25:19 | 5/9 | 56 | 4/6 | 67 | 1/3 | 33 | | | 1 | 1 | 2 | 5 | | | | 2 | 2 | 11 |
| *8 | KARPUNINA Marina | 21:44 | 4/8 | 50 | 2/5 | 40 | 2/3 | 67 | 1/2 | 50 | 1 | 2 | 3 | 1 | 1 | 1 | | | 1 | 11 |
| *10 | KORSTIN Ilona | 31:46 | 3/8 | 38 | 2/6 | 33 | 1/2 | 50 | 3/4 | 75 | 4 | 6 | 10 | 5 | 1 | 1 | | | 3 | 10 |
| *15 | OSIPOVA Irina | 21:34 | 4/10 | 40 | 4/9 | 44 | 0/1 | 0 | 1/4 | 25 | 5 | 2 | 7 | | 3 | 3 | 2 | 1 | 3 | 9 |
| *5 | RAKHMATULINA Oxana | 19:30 | 3/5 | 60 | 2/2 | 100 | 1/3 | 33 | | | 1 | | 1 | 1 | 1 | | | 3 | | 7 |
| 14 | ABROSIMOVA Svetlana | 21:41 | 2/5 | 40 | 0/3 | 0 | 2/2 | 100 | | | 3 | 4 | 7 | | 5 | | | 3 | 1 | 6 |
| *11 | STEPANOVA Maria | 18:05 | 2/8 | 25 | 2/7 | 29 | 0/1 | 0 | | | | 6 | 6 | 2 | | | | 2 | 2 | 4 |
| 4 | KUZINA Marina | 8:49 | 1/3 | 33 | 1/3 | 33 | | | | | | 6 | 6 | | | | | 2 | | 2 |
| 6 | VODOPYANOVA Natalia | | | | | | | | | | | | | | | | | | | 0 |
| 12 | LISINA Ekaterina | | | | | | | | | | | | | | | | | | | 0 |
| 13 | SOKOLOVSKAYA Irina (C) | | | | | | | | | | | | | | | | | | | 0 |
| Team/Coach | | | | | | | | | | | | | | | | | | | | |
| Totals | | | 28/64 | 44 | 20/48 | 42 | 8/16 | 50 | 10/15 | 67 | 16 | 31 | 47 | 13 | 17 | 6 | 2 | 14 | 17 | 74 |
| Coach | GRUDIN Igor | | | | | | | | | | | | | | | | | | | |
| Assistant Coach | HEJKOVA Natalia SOKOLOVSKIY Boris | | | | | | | | | | | | | | | | | | | |

BRA - Brazil

| No. | Name | MIN | Field Goals | | 2 Points | | 3 Points | | Free Throws | | Rebounds | | | AS | TO | ST | BS | PF | FO | PTS |
|-----------------|-----------------------------------|-------|-------------|-----|----------|-----|----------|-----|-------------|-----|----------|----|-----|----|----|----|----|----|----|-----|
| | | | M/A | % | M/A | % | M/A | % | M/A | % | OR | DR | TOT | | | | | | | |
| *4 | PINTO Adriana | 38:09 | 7/13 | 54 | 2/6 | 33 | 5/7 | 71 | 2/2 | 100 | 2 | 2 | 6 | 2 | 3 | | | 2 | 2 | 21 |
| *15 | SANTOS Kelly | 30:30 | 3/11 | 27 | 3/11 | 27 | | | 4/4 | 100 | 1 | 3 | 4 | 1 | 4 | 2 | | 3 | 4 | 10 |
| *11 | ZAKRZESKI Soeli | 28:34 | 4/9 | 44 | 4/8 | 50 | 0/1 | 0 | 1/1 | 100 | 1 | 4 | 5 | 2 | 2 | 1 | | 4 | 1 | 9 |
| 6 | ROCHA Karen | 17:15 | 2/9 | 22 | 1/6 | 17 | 1/3 | 33 | | | 2 | 1 | 3 | | | | | 2 | 1 | 5 |
| *7 | JACINTO Micaela | 20:43 | 2/5 | 40 | 2/5 | 40 | | | 0/2 | 0 | | 4 | 4 | | 3 | 1 | | 1 | 3 | 4 |
| 10 | DANTAS Jucimara | 16:24 | 1/4 | 25 | 1/3 | 33 | 0/1 | 0 | 2/2 | 100 | | 4 | 4 | | | 1 | | 2 | 1 | 4 |
| 5 | COSTA Karla | 8:35 | 1/4 | 25 | | | 1/4 | 25 | | | 1 | 1 | 2 | 2 | 1 | | | | 1 | 3 |
| 8 | BELING Fernanda | 17:36 | 1/1 | 100 | | | 1/1 | 100 | | | | 2 | 2 | 1 | 1 | 2 | | | 1 | 3 |
| *9 | NEVES Claudia (C) | 17:42 | 1/3 | 33 | 0/1 | 0 | 1/2 | 50 | | | 1 | 1 | 2 | | | | | 3 | | 3 |
| 13 | NASCIMENTO Francielle | 4:32 | 1/1 | 100 | 1/1 | 100 | | | | | | | | | | | | | | 2 |
| 12 | FERREIRA Patricia | | | | | | | | | | | | | | | | | | | 0 |
| 14 | COELHO Graziane | | | | | | | | | | | | | | | | | | | 0 |
| Team/Coach | | | | | | | | | | | | | | | | | | | | |
| Totals | | | 23/60 | 38 | 14/41 | 34 | 9/19 | 47 | 9/11 | 82 | 6 | 22 | 28 | 12 | 13 | 10 | | 17 | 14 | 64 |
| Coach | CAMPOS Paulo | | | | | | | | | | | | | | | | | | | |
| Assistant Coach | GUIDETTI Cesar NUNES Joao Antonio | | | | | | | | | | | | | | | | | | | |

| | RUS | BRA |
|-----------------------|-----|-----|
| Points from Turnovers | 2 | 6 |
| Points in the Paint | 32 | 26 |
| Second Chance Points | 12 | 2 |
| Fast Break Points | 13 | 11 |

| | RUS | BRA |
|---------------------|-------------|-------------|
| Biggest Lead | 10 | 8 |
| Biggest Scoring Run | 8-0 (31-31) | 7-0 (31-38) |
| Lead Changes | 16 | |
| Times Tied | 6 | |

| Legend: | | | | | | | | | |
|---------|---------------------|-----|----------|-----|---------------|-----|----------------|----|--------------------|
| % | Shooting Percentage | (C) | Captain | * | Starters | AS | Assists | BS | Blocked Shots |
| DR | Defensive Rebounds | FO | Fouls On | M/A | Made/Attempts | MIN | Minutes Played | OR | Offensive Rebounds |
| PF | Fouls | PTS | Points | Qx | Quarter Time | ST | Steals | TO | Turnovers |
| TOT | Total Rebounds | | | | | | | | |



RESULTS
比赛成绩 / RÉSULTATS
CHN 69 vs 48 MLI

Attendance: 11.083

Referee: MERCEDES Reynaldo (DOM)
Umpires: SUDEK Petr (SVK); da SILVA Fatima (BRA)

Commissioner: LEE Kak-Kuan (MAS)

| Scoring by 5 min intervals: | CHN | Q1 | | Q2 | | Q3 | | Q4 | |
|-----------------------------|-----|-----|----|----|----|----|----|----|----|
| | | MLI | 10 | 17 | 26 | 37 | 48 | 52 | 64 |
| | | 4 | 7 | 15 | 20 | 29 | 35 | 42 | 48 |

CHN - China

| No. | Name | MIN | Field Goals | | 2 Points | | 3 Points | | Free Throws | | Rebounds | | | AS | TO | ST | BS | PF | FO | PTS |
|-----------------|----------------|-----------------------|-------------|----|----------|----|----------|----|-------------|-----|----------|----|-----|----|----|----|----|----|----|-----|
| | | | M/A | % | M/A | % | M/A | % | M/A | % | OR | DR | TOT | | | | | | | |
| *8 | MIAO Lijie (C) | 27:55 | 10/15 | 67 | 5/7 | 71 | 5/8 | 63 | | | 4 | 1 | 5 | 1 | | 1 | | 1 | 2 | 25 |
| 12 | CHEN Xiaoli | 16:50 | 5/7 | 71 | 5/6 | 83 | 0/1 | 0 | 1/3 | 33 | 2 | 2 | 4 | | | | | 3 | 2 | 11 |
| *15 | CHEN Nan | 24:25 | 5/11 | 45 | 5/11 | 45 | | | 1/1 | 100 | | 9 | 9 | 1 | 3 | | 2 | 2 | 3 | 11 |
| *4 | SONG Xiaoyun | 26:39 | 2/6 | 33 | 1/3 | 33 | 1/3 | 33 | 2/3 | 67 | 1 | 3 | 4 | 3 | 2 | 4 | | | 3 | 7 |
| *5 | BIAN Lan | 25:18 | 3/12 | 25 | 2/8 | 25 | 1/4 | 25 | | | 1 | 3 | 4 | | 1 | 3 | | 2 | 1 | 7 |
| 11 | SHAO Tingting | 11:03 | 1/3 | 33 | 1/3 | 33 | | | 2/2 | 100 | 1 | 3 | 4 | 1 | 3 | | | 1 | 1 | 4 |
| *10 | SUI Feifei | 24:39 | 1/5 | 20 | 1/3 | 33 | 0/2 | 0 | | | 2 | 1 | 3 | 5 | 1 | | | 4 | 1 | 2 |
| 13 | LIU Dan | 10:31 | 1/5 | 20 | 1/3 | 33 | 0/2 | 0 | | | 1 | 5 | 6 | | | | | 2 | 2 | |
| 6 | ZHANG Hanlan | 5:01 | 0/1 | 0 | | | 0/1 | 0 | | | | 1 | 1 | | 1 | | | | 1 | 0 |
| 7 | ZHANG Wei | 11:01 | 0/2 | 0 | 0/1 | 0 | 0/1 | 0 | | | | | | 1 | | | | 2 | 0 | |
| 9 | ZHANG Yu | 10:54 | 0/4 | 0 | 0/1 | 0 | 0/3 | 0 | | | 1 | | 1 | | | | | 2 | 0 | |
| 14 | ZHANG Xiaoni | 5:44 | | | | | | | | | | | | | | 1 | | | 1 | 0 |
| Team/Coach | | | | | | | | | | | | | | | | | | | | |
| Totals | | | 28/71 | 39 | 21/46 | 46 | 7/25 | 28 | 6/9 | 67 | 13 | 28 | 41 | 12 | 11 | 9 | 2 | 17 | 17 | 69 |
| Coach | | MAHER Tom | | | | | | | | | | | | | | | | | | |
| Assistant Coach | | TIMMS Michele FAN Bin | | | | | | | | | | | | | | | | | | |

MLI - Mali

| No. | Name | MIN | Field Goals | | 2 Points | | 3 Points | | Free Throws | | Rebounds | | | AS | TO | ST | BS | PF | FO | PTS |
|-----------------|---------------------|--------------------|-------------|----|----------|-----|----------|-----|-------------|-----|----------|----|-----|----|----|----|----|----|----|-----|
| | | | M/A | % | M/A | % | M/A | % | M/A | % | OR | DR | TOT | | | | | | | |
| 11 | DIAWARA Djene | 32:00 | 3/11 | 27 | 3/11 | 27 | | | 5/8 | 63 | 5 | 7 | 12 | 1 | 4 | | | 5 | 5 | 11 |
| *14 | SININTA Aminata | 30:14 | 4/14 | 29 | 4/14 | 29 | | | 3/3 | 100 | 1 | 3 | 4 | 1 | 4 | 2 | 1 | 4 | 3 | 11 |
| *15 | SISSOKO Djenebou | 33:42 | 4/14 | 29 | 4/14 | 29 | | | 1/2 | 50 | 9 | 10 | 19 | | 3 | 2 | | 1 | 4 | 9 |
| 10 | KANOUTE Kadiatou | 9:46 | 3/4 | 75 | 1/2 | 50 | 2/2 | 100 | 0/2 | 0 | | 1 | 1 | | 1 | | | 1 | 2 | 8 |
| 8 | GANDEGA Diana | 19:09 | 2/4 | 50 | 1/3 | 33 | 1/1 | 100 | | | 2 | 2 | | 2 | | | | 1 | 1 | 5 |
| *4 | TOURE Kadiatou | 29:40 | 1/4 | 25 | 1/1 | 100 | 0/3 | 0 | | | 2 | 2 | | 2 | 1 | | | 2 | 2 | |
| 6 | DIARRA Mariatou | 6:19 | 1/2 | 50 | 1/2 | 50 | | | | | 1 | 1 | | | 1 | | | | 2 | |
| 5 | TRAORE Nassira | 4:18 | 0/1 | 0 | 0/1 | 0 | | | | | | | | | | | | | 0 | |
| *7 | BAGAYOKO Fatoumata | 14:33 | 0/5 | 0 | 0/3 | 0 | 0/2 | 0 | | | 1 | 1 | | | | | | 2 | 0 | |
| 9 | MAIGA Hamchetou (C) | | | | | | | | | | | | | | | | | | 0 | |
| *12 | COULIBALY Nagnouma | 7:59 | 0/1 | 0 | 0/1 | 0 | | | | | 1 | 1 | | 3 | | | | 1 | 0 | |
| 13 | TIREIRA Meiya | 12:20 | 0/4 | 0 | 0/4 | 0 | | | | | 4 | 3 | 7 | | 2 | | | 2 | 0 | |
| Team/Coach | | | | | | | | | | | | | | | | | | | | |
| Totals | | | 18/64 | 28 | 15/56 | 27 | 3/8 | 38 | 9/15 | 60 | 19 | 31 | 50 | 2 | 21 | 6 | 1 | 17 | 17 | 48 |
| Coach | | RUIZ Jose Valentin | | | | | | | | | | | | | | | | | | |
| Assistant Coach | | SISSOKO Oumar | | | | | | | | | | | | | | | | | | |

| | CHN | MLI |
|-----------------------|-----|-----|
| Points from Turnovers | 13 | 5 |
| Points in the Paint | 30 | 26 |
| Second Chance Points | 8 | 6 |
| Fast Break Points | 10 | 6 |

| | CHN | MLI |
|---------------------|--------------|--------------|
| Biggest Lead | 25 | 2 |
| Biggest Scoring Run | 11-0 (35-15) | 10-0 (48-35) |
| Lead Changes | 3 | |
| Times Tied | 0 | |

| Legend: | | | |
|---------|---------------------|-----|--------------------|
| % | Shooting Percentage | (C) | Captain |
| DR | Defensive Rebounds | FO | Fouls On |
| PF | Fouls | PTS | Points |
| TOT | Total Rebounds | | |
| * | Starters | | |
| M/A | Made/Attempts | AS | Assists |
| Qx | Quarter Time | MIN | Minutes Played |
| | | ST | Steals |
| | | BS | Blocked Shots |
| | | OR | Offensive Rebounds |
| | | TO | Turnovers |



OLYMPIC BASKETBALL GYMNASIUM
北京奥林匹克篮球馆
GYMNASE OLYMPIQUE DE BEIJING

BASKETBALL
篮球 / BASKETBALL

WOMEN
女子项目 / FEMMES

FRI 星期五 VEN
15 AUG 2008
20:00

PRELIMINARY ROUND GROUP B - GAME 41
预赛B组 - 第41场 / TOUR PRÉLIMINAIRE GROUPE B - MATCH 41



RESULTS

比赛成绩 / RÉSULTATS

USA 93 vs 55 ESP

Attendance: 11.083

Referee: FACCHINI Fabio (ITA)

Commissioner: SUURKASK Valdu (EST)

Umpires: TOWNSEND Dawna (CAN); AL-AMIRI Mohammad (KUW)

| Scoring by 5 min intervals: | | Q1 | | Q2 | | Q3 | | Q4 | |
|-----------------------------|--|----|----|----|----|----|----|----|----|
| USA | | 12 | 22 | 31 | 39 | 50 | 62 | 77 | 93 |
| ESP | | 4 | 17 | 25 | 34 | 36 | 44 | 50 | 55 |

USA - United States

| No. | Name | MIN | Field Goals | | 2 Points | | 3 Points | | Free Throws | | Rebounds | | | AS | TO | ST | BS | PF | FO | PTS |
|-----------------|----------------------|-------|-------------|----|----------|-----|----------|-----|-------------|-----|-------------|----|-----|----|----|----|----|----|----|-----|
| | | | M/A | % | M/A | % | M/A | % | M/A | % | OR | DR | TOT | | | | | | | |
| *11 | THOMPSON Tina | 24:07 | 6/12 | 50 | 4/8 | 50 | 2/4 | 50 | 3/4 | 75 | 5 | 2 | 7 | 1 | 4 | | | 3 | 1 | 17 |
| *9 | LESLIE Lisa (C) | 23:59 | 6/12 | 50 | 6/12 | 50 | | | 2/3 | 67 | 3 | 8 | 11 | 2 | 2 | 1 | 2 | 1 | 5 | 14 |
| 15 | PARKER Candace | 15:53 | 6/10 | 60 | 6/10 | 60 | | | 1/2 | 50 | 2 | 3 | 5 | 2 | 2 | | 1 | 2 | 3 | 13 |
| *12 | TAURASI Diana | 22:07 | 5/10 | 50 | 3/6 | 50 | 2/4 | 50 | | | | 6 | 6 | | | | | 2 | 1 | 12 |
| 13 | FOWLES Sylvia | 13:44 | 4/5 | 80 | 4/5 | 80 | | | 2/3 | 67 | 2 | 2 | 4 | | 4 | | | 2 | 2 | 10 |
| 10 | CATCHINGS Tamika | 18:10 | 4/5 | 80 | 3/4 | 75 | 1/1 | 100 | 0/2 | 0 | 4 | | 4 | 1 | 1 | 3 | 2 | 1 | 1 | 9 |
| 5 | AUGUSTUS Seimone | 16:27 | 3/4 | 75 | 3/4 | 75 | | | 1/1 | 100 | 1 | 1 | 2 | | 1 | 2 | | 2 | 1 | 7 |
| 7 | LAWSON Kara | 10:22 | 2/3 | 67 | 1/1 | 100 | 1/2 | 50 | | | | 2 | 2 | 2 | 3 | 1 | | 1 | | 5 |
| 4 | PONDEXTER Cappie | 9:27 | 2/3 | 67 | 2/2 | 100 | 0/1 | 0 | | | | | | 1 | | | | | | 4 |
| *14 | SMITH Katie | 19:24 | 1/2 | 50 | 1/1 | 100 | 0/1 | 0 | | | | 1 | 1 | 1 | | | | 3 | | 2 |
| *6 | BIRD Sue | 21:37 | 0/2 | 0 | 0/2 | 0 | | | 0/2 | 0 | 1 | 1 | 2 | 1 | 2 | 3 | | 1 | 1 | 0 |
| 8 | MILTON-JONES Delisha | 4:43 | 0/1 | 0 | 0/1 | 0 | | | | | | | | | | 1 | | 1 | | 0 |
| Team/Coach | | | | | | | | | | | | | | | | | | | | |
| Totals | | | 39/69 | 57 | 33/56 | 59 | 6/13 | 46 | 9/17 | 53 | 18 | 26 | 44 | 11 | 19 | 11 | 5 | 19 | 15 | 93 |
| Coach | DONOVAN Anne | | | | | | | | | | | | | | | | | | | |
| Assistant Coach | GOESTENKORS Gail | | | | | | | | | | STALEY Dawn | | | | | | | | | |

ESP - Spain

| No. | Name | MIN | Field Goals | | 2 Points | | 3 Points | | Free Throws | | Rebounds | | | AS | TO | ST | BS | PF | FO | PTS |
|-----------------|-----------------------|-------|-------------|-----|----------|-----|----------|----|-------------|-----|------------------------------|----|-----|----|----|----|----|----|----|-----|
| | | | M/A | % | M/A | % | M/A | % | M/A | % | OR | DR | TOT | | | | | | | |
| 13 | VALDEMORO Amaya (C) | 26:22 | 6/15 | 40 | 3/7 | 43 | 3/8 | 38 | 2/4 | 50 | 2 | | 3 | 1 | 1 | 2 | 1 | 1 | 6 | 17 |
| 11 | MARTINEZ Nuria | 22:58 | 3/4 | 75 | 2/2 | 100 | 1/2 | 50 | 3/4 | 75 | | 1 | 1 | 2 | 2 | 2 | 1 | 1 | 4 | 10 |
| *12 | MONTANANA Anna | 30:00 | 3/9 | 33 | 1/6 | 17 | 2/3 | 67 | 2/2 | 100 | 1 | 3 | 4 | 1 | 6 | 1 | | 3 | 1 | 10 |
| *8 | PASCUA Maria Lucila | 20:34 | 2/4 | 50 | 2/4 | 50 | | | 4/6 | 67 | 1 | 2 | 3 | | | | | 3 | 3 | 8 |
| 4 | NICHOLLS Laura | 6:49 | 1/4 | 25 | 1/4 | 25 | | | 1/2 | 50 | 3 | 2 | 5 | | | | | 1 | 1 | 3 |
| 5 | LIMA Cindy Orquidea | 13:13 | 1/5 | 20 | 1/5 | 20 | | | 1/2 | 50 | 2 | 1 | 3 | | 2 | 1 | | 5 | 2 | 3 |
| 7 | SANCHEZ Isabel | 15:18 | 1/1 | 100 | 1/1 | 100 | | | | | | | | 1 | 3 | 1 | | | | 2 |
| *15 | TORRENS Alba | 13:38 | 0/4 | 0 | 0/2 | 0 | 0/2 | 0 | 2/2 | 100 | | 1 | 1 | | 2 | | | | 1 | 2 |
| 6 | ABALDE Tamara | 9:24 | 0/2 | 0 | 0/1 | 0 | 0/1 | 0 | | | 1 | | 1 | 1 | | | | 2 | | 0 |
| *9 | PALAU Laia | 19:25 | 0/1 | 0 | 0/1 | 0 | | | | | | 1 | 1 | | 2 | | | | | 0 |
| *10 | AGUILAR LOPEZ Elisa | 22:19 | 0/3 | 0 | 0/1 | 0 | 0/2 | 0 | | | 1 | 3 | 4 | 1 | 4 | 2 | | | 1 | 0 |
| 14 | REVUELTO Maria | | | | | | | | | | | | | | | | | | | 0 |
| Team/Coach | | | | | | | | | | | | | | | | | | | | |
| Totals | | | 17/52 | 33 | 11/34 | 32 | 6/18 | 33 | 15/22 | 68 | 11 | 14 | 26 | 7 | 22 | 9 | 2 | 16 | 19 | 55 |
| Coach | PEREZ Evaristo | | | | | | | | | | | | | | | | | | | |
| Assistant Coach | LAPENA Victor Antonio | | | | | | | | | | GARCIA Susana Maria Fernanda | | | | | | | | | |

| | USA | ESP |
|-----------------------|-----|-----|
| Points from Turnovers | 10 | 11 |
| Points in the Paint | 52 | 20 |
| Second Chance Points | 19 | 6 |
| Fast Break Points | 4 | 2 |

| | USA | ESP |
|---------------------|-------------|-------------|
| Biggest Lead | 38 | 2 |
| Biggest Scoring Run | 17-0 (19-4) | 7-0 (19-11) |
| Lead Changes | 1 | |
| Times Tied | 2 | |

| Legend: | | | |
|---------|---------------------|-----|--------------------|
| % | Shooting Percentage | (C) | Captain |
| DR | Defensive Rebounds | FO | Fouls On |
| PF | Fouls | PTS | Points |
| TOT | Total Rebounds | | |
| * | Starters | | |
| M/A | Made/Attempts | AS | Assists |
| Qx | Quarter Time | MIN | Minutes Played |
| | | ST | Steals |
| | | BS | Blocked Shots |
| | | OR | Offensive Rebounds |
| | | TO | Turnovers |



RESULTS

比赛成绩 / RÉSULTATS

KOR 53 vs 63 BLR

Attendance: 11.083

Referee: PITSILKAS Nikolaos (GRE)

Commissioner: GARCIA Anibal (PUR)

Umpires: YANG Maogong (CHN); CHLIF Abdellilah (MAR)

| Scoring by 5 min intervals: | | Q1 | | Q2 | | Q3 | | Q4 | |
|-----------------------------|--|----|----|----|----|----|----|----|----|
| KOR | | 11 | 15 | 22 | 28 | 33 | 37 | 45 | 53 |
| BLR | | 2 | 12 | 25 | 33 | 41 | 50 | 57 | 63 |

KOR - Korea

| No. | Name | MIN | Field Goals | | 2 Points | | 3 Points | | Free Throws | | Rebounds | | | AS | TO | ST | BS | PF | FO | PTS |
|-----------------|------------------|--------------|-------------|----|----------|----|----------|----|-------------|-----|----------|----|-----|----|----|----|----|----|----|-----|
| | | | M/A | % | M/A | % | M/A | % | M/A | % | OR | DR | TOT | | | | | | | |
| *5 | LEE Misun | 31:27 | 4/6 | 67 | 4/6 | 67 | | | 2/2 | 100 | 4 | 2 | 6 | 2 | 2 | 6 | | 4 | 3 | 10 |
| *9 | JJUNG Sunmin (C) | 30:46 | 5/12 | 42 | 5/11 | 45 | 0/1 | 0 | | | | 3 | 3 | | 3 | | | 4 | 1 | 10 |
| *10 | BEON Yeonha | 36:18 | 3/13 | 23 | 0/1 | 0 | 3/12 | 25 | | | 3 | 3 | 6 | 3 | 2 | 3 | | | 3 | 9 |
| *14 | KIM Kweryong | 28:00 | 3/7 | 43 | 3/7 | 43 | | | 2/2 | 100 | 1 | 3 | 4 | 2 | 3 | 2 | | 2 | 3 | 8 |
| *11 | PARK Jungeun | 27:44 | 2/10 | 20 | 1/2 | 50 | 1/8 | 13 | 2/2 | 100 | | 1 | 1 | 1 | | 2 | | 2 | 1 | 7 |
| 13 | KIM Jungeun | 16:59 | 2/7 | 29 | 2/5 | 40 | 0/2 | 0 | 0/2 | 0 | | 2 | 2 | 1 | 4 | | | 1 | 2 | 4 |
| 6 | CHOI Younah | 15:41 | 0/4 | 0 | 0/2 | 0 | 0/2 | 0 | 3/4 | 75 | 1 | 1 | 2 | | 1 | 2 | | | 2 | 3 |
| 15 | SIN Jungja | 6:07 | 1/3 | 33 | 1/3 | 33 | | | | | | | | | 1 | | 1 | 1 | | 2 |
| 4 | KIM Yeongok | 2:05 | 0/1 | 0 | | | 0/1 | 0 | | | | | | | | | | | | 0 |
| 7 | JIN Mijung | 2:25 | 0/1 | 0 | | | 0/1 | 0 | | | | | | | | | | | 2 | 0 |
| 8 | LEE Jongae | 2:28 | | | | | | | | | | 1 | 1 | | | | | | | 0 |
| 12 | HA Eunjoo | | | | | | | | | | | | | | | | | | | 0 |
| Team/Coach | | | | | | | | | | | | | | | | | | | | |
| Totals | | | 20/64 | 31 | 16/37 | 43 | 4/27 | 15 | 9/12 | 75 | 9 | 16 | 25 | 9 | 16 | 15 | 1 | 14 | 17 | 53 |
| Coach | | JUNG Duk Hwa | | | | | | | | | | | | | | | | | | |
| Assistant Coach | | WE Sungwoo | | | | | | | | | | | | | | | | | | |

BLR - Belarus

| No. | Name | MIN | Field Goals | | 2 Points | | 3 Points | | Free Throws | | Rebounds | | | AS | TO | ST | BS | PF | FO | PTS |
|-----------------|------------------------|-------------------------------|-------------|----|----------|-----|----------|----|-------------|-----|----------|----|-----|----|----|----|----|----|----|-----|
| | | | M/A | % | M/A | % | M/A | % | M/A | % | OR | DR | TOT | | | | | | | |
| 6 | SNYTSINA Katsiaryna | 29:08 | 6/11 | 55 | 3/6 | 50 | 3/5 | 60 | | | 1 | 4 | 5 | 1 | 1 | 2 | 1 | 4 | 2 | 15 |
| *10 | VERAMEYENKA Anastasiya | 29:09 | 6/10 | 60 | 6/8 | 75 | 0/2 | 0 | 2/2 | 100 | 2 | 8 | 10 | 1 | 1 | | 2 | 2 | 2 | 14 |
| 13 | TROINA Tatyana | 25:51 | 4/11 | 36 | 4/8 | 50 | 0/3 | 0 | 4/4 | 100 | 1 | 3 | 4 | 1 | 7 | 1 | | 2 | 2 | 12 |
| *11 | LEUCHANKA Yelena | 25:05 | 1/4 | 25 | 1/4 | 25 | | | 8/8 | 100 | 4 | 10 | 14 | | 2 | | | 1 | 5 | 10 |
| *14 | TRAFIMAVA Nataliya (C) | 35:43 | 2/3 | 67 | 1/1 | 100 | 1/2 | 50 | | | 3 | 8 | 11 | 2 | 2 | 2 | | 3 | 1 | 5 |
| *5 | MASILIONENE Olga | 12:10 | 1/3 | 33 | | | 1/3 | 33 | | | | | | | 1 | 1 | | 2 | | 3 |
| *4 | PADABED Volha | 12:10 | 1/3 | 33 | 1/2 | 50 | 0/1 | 0 | | | | | | 1 | 7 | 1 | | 1 | 1 | 2 |
| 12 | MARCHANKA Natallia | 27:50 | 1/4 | 25 | 1/2 | 50 | 0/2 | 0 | | | 1 | 1 | 5 | 8 | 1 | | 1 | 1 | 2 | |
| 7 | HASPER Viktoryia | | | | | | | | | | | | | | | | | | | 0 |
| 8 | LIKHTAROVICH Tatsiana | | | | | | | | | | | | | | | | | | | 0 |
| 9 | ANUFRIYENKA Natallia | | | | | | | | | | | | | | | | | | | 0 |
| 15 | KRESS Marina | 2:54 | | | | | | | | | | | | 1 | 1 | | | 1 | | 0 |
| Team/Coach | | | | | | | | | | | | | | | | | | | | |
| Totals | | | 22/49 | 45 | 17/31 | 55 | 5/18 | 28 | 14/14 | 100 | 11 | 35 | 46 | 12 | 30 | 8 | 3 | 17 | 14 | 63 |
| Coach | | BUYALSKY Anatoly | | | | | | | | | | | | | | | | | | |
| Assistant Coach | | KALENTO Grigory ZHYLACH Iryna | | | | | | | | | | | | | | | | | | |

| | KOR | BLR |
|-----------------------|-----|-----|
| Points from Turnovers | 20 | 11 |
| Points in the Paint | 28 | 28 |
| Second Chance Points | 4 | 7 |
| Fast Break Points | 11 | 11 |

| | KOR | BLR |
|---------------------|-----------|--------------|
| Biggest Lead | 11 | 15 |
| Biggest Scoring Run | 9-0 (9-0) | 10-0 (13-12) |
| Lead Changes | 3 | |
| Times Tied | 1 | |

| Legend: | | | |
|---------|---------------------|-----|--------------------|
| % | Shooting Percentage | (C) | Captain |
| DR | Defensive Rebounds | FO | Fouls On |
| PF | Fouls | PTS | Points |
| TOT | Total Rebounds | | |
| * | Starters | M/A | Made/Attempts |
| Qx | Quarter Time | MIN | Minutes Played |
| AS | Assists | ST | Steals |
| BS | Blocked Shots | OR | Offensive Rebounds |
| TO | Turnovers | | |



RESULTS
比赛成绩 / RÉSULTATS
ESP 79 vs 47 MLI

Attendance: 11.083

Referee: CHERNOVA Elena (RUS)

Commissioner: DAVYDOV Mikhail (RUS)

Umpires: da SILVA Fatima (BRA); HIRAHARA Yuji (JPN)

| Scoring by 5 min intervals: | ESP | Q1 | | Q2 | | Q3 | | Q4 | |
|-----------------------------|-----|-----|----|----|----|----|----|----|----|
| | | MLI | 10 | 19 | 33 | 36 | 41 | 58 | 62 |
| | | 0 | 5 | 12 | 21 | 27 | 33 | 41 | 47 |

ESP - Spain

| No. | Name | MIN | Field Goals | | 2 Points | | 3 Points | | Free Throws | | Rebounds | | | AS | TO | ST | BS | PF | FO | PTS |
|-----------------|--|-------|-------------|-------|----------|-------|----------|-------|-------------|-----|----------|----|-----|----|----|----|----|----|----|-----|
| | | | M/A | % | M/A | % | M/A | % | M/A | % | OR | DR | TOT | | | | | | | |
| 13 | VALDEMORO Amaya (C) | 27:23 | 7/15 | 47 | 2/5 | 40 | 5/10 | 50 | 2/2 | 100 | | 3 | 3 | 1 | 2 | 6 | 1 | | 3 | 21 |
| *12 | MONTANANA Anna | 30:48 | 5/15 | 33 | 5/12 | 42 | 0/3 | 0 | 3/5 | 60 | 6 | 3 | 9 | 4 | 3 | 6 | | 1 | 5 | 13 |
| 5 | LIMA Cindy Orquidea | 18:42 | 3/3 | 100 | 3/3 | 100 | | | 3/4 | 75 | 2 | 4 | 6 | 4 | 1 | | | 4 | 4 | 9 |
| 7 | SANCHEZ Isabel | 12:41 | 2/5 | 40 | 0/1 | 0 | 2/4 | 50 | 3/5 | 60 | | 2 | 2 | 2 | 2 | 1 | | 1 | 2 | 9 |
| *10 | AGUILAR LOPEZ Elisa | 26:26 | 3/9 | 33 | 1/1 | 100 | 2/8 | 25 | | | | 2 | 2 | 4 | 2 | 1 | | | | 8 |
| 11 | MARTINEZ Nuria | 22:55 | 3/7 | 43 | 3/4 | 75 | 0/3 | 0 | 0/1 | 0 | 1 | 3 | 4 | 4 | 4 | 2 | | 3 | 1 | 6 |
| *15 | TORRENS Alba | 12:54 | 2/4 | 50 | 1/1 | 100 | 1/3 | 33 | | | | 2 | 2 | | | | | 3 | | 5 |
| *9 | PALAU Laia | 14:56 | 2/3 | 67 | 2/3 | 67 | | | | | | 1 | 1 | 1 | 2 | 2 | 1 | 1 | | 4 |
| 4 | NICHOLLS Laura | 10:24 | 1/2 | 50 | 1/2 | 50 | | | 0/1 | 0 | 1 | 2 | 3 | | 2 | | | 3 | 3 | 2 |
| 6 | ABALDE Tamara | 9:12 | 1/2 | 50 | 1/2 | 50 | | | | | | 1 | 1 | 1 | | | 1 | | | 2 |
| *8 | PASCUA Maria Lucila | 10:54 | 0/2 | 0 | 0/2 | 0 | | | 0/2 | 0 | 4 | 5 | 9 | | | | 1 | 2 | 2 | 0 |
| 14 | REVUELTO Maria | 2:45 | 0/1 | 0 | 0/1 | 0 | | | | | 1 | | 1 | | 2 | | | 1 | | 0 |
| Team/Coach | | | | | | | | | | | | | | | | | | | | |
| Totals | | 29/68 | 43 | 19/37 | 51 | 10/31 | 32 | 11/20 | 55 | 15 | 28 | 43 | 20 | 21 | 18 | 4 | 19 | 20 | 79 | |
| Coach | PEREZ Evaristo | | | | | | | | | | | | | | | | | | | |
| Assistant Coach | LAPENA Victor Antonio GARCIA Susana Maria Fernanda | | | | | | | | | | | | | | | | | | | |

MLI - Mali

| No. | Name | MIN | Field Goals | | 2 Points | | 3 Points | | Free Throws | | Rebounds | | | AS | TO | ST | BS | PF | FO | PTS |
|-----------------|---------------------|-------|-------------|-------|----------|------|----------|-------|-------------|-----|----------|----|-----|----|----|----|----|----|----|-----|
| | | | M/A | % | M/A | % | M/A | % | M/A | % | OR | DR | TOT | | | | | | | |
| *15 | SISSOKO Djenebou | 24:04 | 7/13 | 54 | 7/13 | 54 | | | 3/3 | 100 | 3 | 5 | 8 | 1 | 5 | | | 4 | 5 | 17 |
| 7 | BAGAYOKO Fatoumata | 25:00 | 3/9 | 33 | 1/5 | 20 | 2/4 | 50 | | | 1 | 4 | 5 | | 7 | 2 | | 1 | | 8 |
| *14 | SININTA Aminata | 24:36 | 3/7 | 43 | 3/4 | 75 | 0/3 | 0 | 2/3 | 67 | | 1 | 1 | | 5 | 3 | | 5 | 3 | 8 |
| 11 | DIAWARA Djene | 31:12 | 1/7 | 14 | 1/7 | 14 | | | 4/6 | 67 | 4 | 11 | 15 | 2 | 1 | 2 | | 3 | 3 | 6 |
| 12 | COULIBALY Nagnouma | 11:55 | 2/3 | 67 | 2/3 | 67 | | | 1/4 | 25 | 1 | | 1 | | 1 | | | 1 | 4 | 5 |
| *13 | TIREIRA Meiya | 18:29 | 1/6 | 17 | 1/5 | 20 | 0/1 | 0 | | | 1 | 2 | 3 | 1 | 4 | | | 2 | 1 | 2 |
| *4 | TOURE Kadiatou | 17:14 | 0/2 | 0 | 0/1 | 0 | 0/1 | 0 | 1/2 | 50 | | 1 | 1 | | | | | 1 | 1 | 1 |
| 5 | TRAORE Nassira | 3:25 | 0/2 | 0 | 0/2 | 0 | | | | | | 1 | 1 | | | | 1 | 1 | | 0 |
| 6 | DIARRA Mariatou | 12:41 | 0/1 | 0 | 0/1 | 0 | | | | | | 2 | 2 | | 3 | 1 | | | 2 | 0 |
| *8 | GANDEGA Diana | 20:34 | 0/4 | 0 | 0/3 | 0 | 0/1 | 0 | | | | 1 | 1 | | 3 | 2 | | 2 | | 0 |
| 9 | MAIGA Hamchetou (C) | | | | | | | | | | | | | | | | | | | 0 |
| 10 | KANOUTE Kadiatou | 10:50 | 0/1 | 0 | 0/1 | 0 | | | | | | | | 2 | 3 | 1 | | | | 0 |
| Team/Coach | | | | | | | | | | | | | | | | | | | | |
| Totals | | 17/55 | 31 | 15/45 | 33 | 2/10 | 20 | 11/18 | 61 | 10 | 28 | 38 | 6 | 32 | 11 | 1 | 20 | 19 | 47 | |
| Coach | RUIZ Jose Valentin | | | | | | | | | | | | | | | | | | | |
| Assistant Coach | SISSOKO Oumar | | | | | | | | | | | | | | | | | | | |

| | ESP | MLI |
|-----------------------|-----|-----|
| Points from Turnovers | 16 | |
| Points in the Paint | 32 | 26 |
| Second Chance Points | 10 | 4 |
| Fast Break Points | 26 | 2 |

| | ESP | MLI |
|---------------------|--------------|------------|
| Biggest Lead | 32 | 0 |
| Biggest Scoring Run | 13-0 (54-29) | 5-0 (12-5) |
| Lead Changes | 0 | |
| Times Tied | 0 | |

| Legend: | | |
|---------|---------------------|-----------------------|
| % | Shooting Percentage | (C) Captain |
| DR | Defensive Rebounds | FO Fouls On |
| PF | Fouls | PTS Points |
| TOT | Total Rebounds | |
| * | Starters | AS Assists |
| M/A | Made/Attempts | MIN Minutes Played |
| Qx | Quarter Time | ST Steals |
| | | BS Blocked Shots |
| | | OR Offensive Rebounds |
| | | TO Turnovers |



RESULTS

比赛成绩 / RÉSULTATS

AUS 75 vs 55 RUS

Attendance: 11.083

Referee: ESTEVEZ Pablo (ARG)

Commissioner: HORGAN Fred (CAN)

Umpires: SUDEK Petr (SVK); JULIEN Chantal (FRA)

| Scoring by 5 min intervals: | | Q1 | | Q2 | | Q3 | | Q4 | |
|-----------------------------|--|----|----|----|----|----|----|----|----|
| AUS | | 10 | 15 | 19 | 25 | 38 | 55 | 67 | 75 |
| RUS | | 6 | 19 | 30 | 37 | 41 | 47 | 53 | 55 |

AUS - Australia

| No. | Name | MIN | Field Goals | | 2 Points | | 3 Points | | Free Throws | | Rebounds | | | AS | TO | ST | BS | PF | FO | PTS |
|-----------------|-------------------------|-------|-------------|----|----------|-----|----------|----|-------------|-----|----------|----|-----|----|----|----|----|----|----|-----|
| | | | M/A | % | M/A | % | M/A | % | M/A | % | OR | DR | TOT | | | | | | | |
| *12 | SNELL Belinda | 27:27 | 7/15 | 47 | 5/9 | 56 | 2/6 | 33 | | | 5 | 4 | 9 | 2 | 2 | 2 | | 1 | 1 | 16 |
| *15 | JACKSON Lauren (C) | 34:14 | 7/12 | 58 | 5/8 | 63 | 2/4 | 50 | 0/4 | 0 | 6 | 8 | 14 | | 2 | | 3 | 3 | 4 | 16 |
| *7 | TAYLOR Penny | 26:14 | 3/8 | 38 | 3/5 | 60 | 0/3 | 0 | 6/7 | 86 | 1 | 5 | 6 | 2 | 4 | | | 4 | 5 | 12 |
| *8 | BATKOVIC Suzy | 19:46 | 4/13 | 31 | 4/12 | 33 | 0/1 | 0 | 1/1 | 100 | 4 | 6 | 10 | 1 | 2 | 1 | 1 | 4 | 1 | 9 |
| *10 | HARROWER Kristi | 31:38 | 3/11 | 27 | 3/6 | 50 | 0/5 | 0 | 2/2 | 100 | 1 | 1 | 2 | 7 | 4 | | | 1 | 2 | 8 |
| 11 | SUMMERTON Laura | 19:26 | 1/6 | 17 | 1/6 | 17 | | | 4/4 | 100 | 1 | 1 | 2 | 1 | | | | 2 | 2 | 6 |
| 14 | COX Rohanee | 13:17 | 1/3 | 33 | 1/1 | 100 | 0/2 | 0 | 3/3 | 100 | 4 | 2 | 6 | | | 1 | | 1 | 3 | 5 |
| 5 | BEVILAQUA Tully | 14:13 | 0/2 | 0 | 0/2 | 0 | | | 3/4 | 75 | | 2 | 2 | 1 | | 1 | | | 2 | 3 |
| 4 | PHILLIPS Erin | | | | | | | | | | | | | | | | | | | 0 |
| 6 | SCREEN Jenni | 7:11 | | | | | | | | | | 1 | 1 | | | | | | | 0 |
| 9 | GRIMA Hollie | 6:34 | 0/2 | 0 | 0/1 | 0 | 0/1 | 0 | | | 1 | | 1 | | 1 | | | | | 0 |
| 13 | RANDALL Emma | | | | | | | | | | | | | | | | | | | 0 |
| Team/Coach | | | | | | | | | | | | | | | | | | | | |
| Totals | | | 26/72 | 36 | 22/50 | 44 | 4/22 | 18 | 19/25 | 76 | 23 | 30 | 53 | 14 | 13 | 9 | 4 | 16 | 20 | 75 |
| Coach | STIRLING Jan | | | | | | | | | | | | | | | | | | | |
| Assistant Coach | FOX Gary LONERGAN Peter | | | | | | | | | | | | | | | | | | | |

RUS - Russian Fed.

| No. | Name | MIN | Field Goals | | 2 Points | | 3 Points | | Free Throws | | Rebounds | | | AS | TO | ST | BS | PF | FO | PTS |
|-----------------|-----------------------------------|-------|-------------|----|----------|----|----------|----|-------------|-----|----------|----|-----|----|----|----|----|----|----|-----|
| | | | M/A | % | M/A | % | M/A | % | M/A | % | OR | DR | TOT | | | | | | | |
| 7 | HAMMON Rebekka Linn | 26:18 | 8/11 | 73 | 6/8 | 75 | 2/3 | 67 | 2/2 | 100 | 1 | 2 | 3 | | 3 | | | 2 | 3 | 20 |
| *14 | ABROSIMOVA Svetlana | 27:20 | 5/9 | 56 | 5/9 | 56 | | | 6/6 | 100 | 2 | 7 | 9 | | 2 | 1 | | 4 | 3 | 16 |
| *15 | OSIPOVA Irina | 32:32 | 3/8 | 38 | 3/8 | 38 | | | | | 3 | 6 | 9 | | 2 | 1 | 2 | 4 | | 6 |
| 9 | SHCHEGOLEVA Tatiana | 17:41 | 1/5 | 20 | 1/4 | 25 | 0/1 | 0 | 2/2 | 100 | | 2 | 2 | 1 | 1 | 1 | | 1 | 4 | 4 |
| *10 | KORSTIN Ilona | 24:33 | 1/4 | 25 | 1/4 | 25 | | | 2/4 | 50 | 2 | 4 | 6 | 1 | 3 | | | 2 | 3 | 4 |
| *11 | STEPANOVA Maria | 25:10 | 0/7 | 0 | 0/7 | 0 | | | 3/4 | 75 | 1 | 4 | 5 | 1 | 2 | | 3 | 4 | 2 | 3 |
| *5 | RAKHMATULINA Oxana | 16:43 | 1/6 | 17 | 1/5 | 20 | 0/1 | 0 | 0/1 | 0 | | | | | | | | 2 | 1 | 2 |
| 4 | KUZINA Marina | 4:37 | 0/4 | 0 | 0/2 | 0 | 0/2 | 0 | | | | | | | | | | | | 0 |
| 6 | VODOPYANOVA Natalia | 2:48 | | | | | | | | | | | | | | | | 1 | | 0 |
| 8 | KARPUNINA Marina | 22:18 | 0/3 | 0 | 0/1 | 0 | 0/2 | 0 | | | 1 | 1 | 2 | 2 | 2 | 2 | | | | 0 |
| 12 | LISINA Ekaterina | | | | | | | | | | | | | | | | | | | 0 |
| 13 | SOKOLOVSKAYA Irina (C) | | | | | | | | | | | | | | | | | | | 0 |
| Team/Coach | | | | | | | | | | | | | | | | | | | | |
| Totals | | | 19/57 | 33 | 17/48 | 35 | 2/9 | 22 | 15/19 | 79 | 10 | 26 | 36 | 5 | 15 | 5 | 5 | 20 | 16 | 55 |
| Coach | GRUDIN Igor | | | | | | | | | | | | | | | | | | | |
| Assistant Coach | HEJKOVA Natalia SOKOLOVSKIY Boris | | | | | | | | | | | | | | | | | | | |

| | AUS | RUS |
|-----------------------|-----|-----|
| Points from Turnovers | 4 | 4 |
| Points in the Paint | 36 | 20 |
| Second Chance Points | 13 | |
| Fast Break Points | 12 | 2 |

| | AUS | RUS |
|---------------------|--------------|--------------|
| Biggest Lead | 20 | 16 |
| Biggest Scoring Run | 11-0 (34-37) | 11-0 (19-35) |
| Lead Changes | 2 | |
| Times Tied | 2 | |

| Legend: | | |
|---------|---------------------|-----------------------|
| % | Shooting Percentage | (C) Captain |
| DR | Defensive Rebounds | FO Fouls On |
| PF | Fouls | PTS Points |
| TOT | Total Rebounds | * Starters |
| | | M/A Made/Attempts |
| | | Qx Quarter Time |
| | | AS Assists |
| | | MIN Minutes Played |
| | | ST Steals |
| | | BS Blocked Shots |
| | | OR Offensive Rebounds |
| | | TO Turnovers |



RESULTS
比赛成绩 / RÉSULTATS
LAT 68 vs 72 KOR

Attendance: 11.083

Referee: CARRION Jose (PUR)

Commissioner: MENJOUR Abderraouf (TUN)

Umpires: TOWNSEND Dawna (CAN); BUTLER Scott (AUS)

| Scoring by 5 min intervals: | | Q1 | | Q2 | | Q3 | | Q4 | |
|-----------------------------|--|----|----|----|----|----|----|----|----|
| LAT | | 11 | 22 | 28 | 35 | 39 | 44 | 55 | 68 |
| KOR | | 12 | 20 | 38 | 42 | 54 | 60 | 65 | 72 |

LAT - Latvia

| No. | Name | MIN | Field Goals | | 2 Points | | 3 Points | | Free Throws | | Rebounds | | | AS | TO | ST | BS | PF | FO | PTS |
|------------------------|----------------------------|-----------------------------|-------------|----|----------|----|----------|-----|-------------|-----|----------|----|-----|----|----|----|----|----|----|-----|
| | | | M/A | % | M/A | % | M/A | % | M/A | % | OR | DR | TOT | | | | | | | |
| *10 | JEKABSONE-ZOGOTA Anete (C) | 37:30 | 9/18 | 50 | 7/10 | 70 | 2/8 | 25 | 2/2 | 100 | 2 | 6 | 8 | 5 | 5 | | | 2 | 4 | 22 |
| 14 | KUBLINA Ieva | 25:49 | 6/8 | 75 | 2/4 | 50 | 4/4 | 100 | 2/2 | 100 | 2 | 3 | 5 | | 4 | 1 | | 2 | 2 | 18 |
| *7 | TAMANE Zane | 17:13 | 4/13 | 31 | 4/13 | 31 | | | 3/3 | 100 | 8 | 3 | 11 | | 1 | 1 | 2 | 1 | 3 | 11 |
| 13 | TARE Ieva | 28:39 | 2/7 | 29 | 1/4 | 25 | 1/3 | 33 | | | 1 | | 1 | 1 | 2 | | 1 | 4 | 1 | 5 |
| 15 | BRUMERMANE Aija | 16:30 | 1/2 | 50 | 1/2 | 50 | | | 2/5 | 40 | 1 | 3 | 4 | 1 | | | | 3 | 7 | 4 |
| *6 | EGLITE Zane | 19:03 | 1/2 | 50 | | | 1/2 | 50 | | | | | | 2 | 1 | | | 3 | | 3 |
| *9 | JANSONE Liene | 10:40 | 0/1 | 0 | | | 0/1 | 0 | 3/4 | 75 | | | | | 1 | | | | 2 | 3 |
| *8 | BASKO Gunta | 16:11 | 0/6 | 0 | 0/4 | 0 | 0/2 | 0 | 2/2 | 100 | 3 | 3 | 6 | 2 | 1 | | 1 | 2 | 1 | 2 |
| 4 | BABKINA Elina | | | | | | | | | | | | | | | | | | | 0 |
| 5 | EIBELE Anda | 16:42 | 0/3 | 0 | | | 0/3 | 0 | | | | 3 | 3 | 1 | | | | 1 | | 0 |
| 11 | PUTNINA Aija | 5:02 | 0/1 | 0 | | | 0/1 | 0 | | | | 2 | 2 | | 1 | | | | | 0 |
| 12 | KRUMBERGA Dita | 6:41 | | | | | | | | | 1 | 1 | 1 | | 1 | | | 1 | | 0 |
| Team/Coach | | | | | | | | | | | | | | | | | | | | |
| Totals | | | 23/61 | 38 | 15/37 | 41 | 8/24 | 33 | 14/18 | 78 | 18 | 23 | 41 | 12 | 17 | 2 | 4 | 19 | 20 | 68 |
| Coach | | ZVIRGZDINS Ainars | | | | | | | | | | | | | | | | | | |
| Assistant Coach | | NERIPS Aigars BRUZIJS Maris | | | | | | | | | | | | | | | | | | |

KOR - Korea

| No. | Name | MIN | Field Goals | | 2 Points | | 3 Points | | Free Throws | | Rebounds | | | AS | TO | ST | BS | PF | FO | PTS |
|------------------------|-----------------|--------------|-------------|----|----------|----|----------|----|-------------|-----|----------|----|-----|----|----|----|----|----|----|-----|
| | | | M/A | % | M/A | % | M/A | % | M/A | % | OR | DR | TOT | | | | | | | |
| 11 | PARK Jungeun | 29:13 | 6/13 | 46 | 1/2 | 50 | 5/11 | 45 | | | 1 | 3 | 4 | 3 | 1 | 2 | | 1 | 1 | 17 |
| *9 | JUNG Sunmin (C) | 30:31 | 6/13 | 46 | 6/11 | 55 | 0/2 | 0 | 3/3 | 100 | 1 | 3 | 4 | 1 | 1 | 3 | | 1 | 7 | 15 |
| *10 | BEON Yeonha | 33:09 | 4/8 | 50 | 1/2 | 50 | 3/6 | 50 | 1/2 | 50 | | 1 | 1 | 3 | 4 | 1 | | 4 | 3 | 12 |
| 15 | SIN Jungja | 31:08 | 3/4 | 75 | 3/4 | 75 | | | 3/4 | 75 | 2 | 1 | 3 | 1 | 4 | | | 2 | 2 | 9 |
| 6 | CHOI Younah | 16:24 | 2/4 | 50 | 0/1 | 0 | 2/3 | 67 | 2/2 | 100 | | 2 | 2 | 2 | | 1 | | 3 | 2 | 8 |
| *5 | LEE Misun | 31:02 | 2/3 | 67 | 2/3 | 67 | | | 2/2 | 100 | 3 | 7 | 10 | 4 | 1 | 2 | | 4 | 2 | 6 |
| *7 | JIN Mijung | 7:48 | 2/4 | 50 | 1/2 | 50 | 1/2 | 50 | | | | | | | | | | 1 | | 5 |
| 4 | KIM Yeongok | | | | | | | | | | | | | | | | | | | 0 |
| 8 | LEE Jongae | | | | | | | | | | | | | | | | | | | 0 |
| 12 | HA Eunjoo | | | | | | | | | | | | | | | | | | | 0 |
| 13 | KIM Jungeun | 4:55 | 0/1 | 0 | 0/1 | 0 | | | | | | 1 | 1 | | | | | 1 | | 0 |
| *14 | KIM Kweryong | 15:50 | 0/5 | 0 | 0/5 | 0 | | | | | | 1 | 1 | 1 | 2 | | 2 | 3 | 2 | 0 |
| Team/Coach | | | | | | | | | | | | | | | | | | | | |
| Totals | | | 25/55 | 45 | 14/31 | 45 | 11/24 | 46 | 11/13 | 85 | 7 | 19 | 26 | 15 | 13 | 9 | 2 | 20 | 19 | 72 |
| Coach | | JUNG Duk Hwa | | | | | | | | | | | | | | | | | | |
| Assistant Coach | | WE Sungwoo | | | | | | | | | | | | | | | | | | |

| | LAT | KOR |
|-----------------------|-----|-----|
| Points from Turnovers | | 7 |
| Points in the Paint | 22 | 16 |
| Second Chance Points | 10 | 7 |
| Fast Break Points | 6 | 4 |

| | LAT | KOR |
|---------------------|-------------|-------------|
| Biggest Lead | 4 | 17 |
| Biggest Scoring Run | 9-0 (55-63) | 9-0 (22-29) |
| Lead Changes | 3 | |
| Times Tied | 2 | |

| Legend: | | | | | |
|---------|---------------------|-----|----------|-----|--------------------|
| % | Shooting Percentage | (C) | Captain | * | Starters |
| DR | Defensive Rebounds | FO | Fouls On | M/A | Made/Attempts |
| PF | Fouls | PTS | Points | Qx | Quarter Time |
| TOT | Total Rebounds | | | AS | Assists |
| | | | | MIN | Minutes Played |
| | | | | ST | Steals |
| | | | | BS | Blocked Shots |
| | | | | OR | Offensive Rebounds |
| | | | | TO | Turnovers |



RESULTS

比赛成绩 / RÉSULTATS

BRA 68 vs 53 BLR

Attendance: 11.083

Referee: ARTEAGA Juan (ESP)

Commissioner: TURAM Emir (TUR)

Umpires: BELOSEVIC Ilija (SRB); MA Lijun (CHN)

| Scoring by 5 min intervals: | BRA | Q1 | | Q2 | | Q3 | | Q4 | |
|-----------------------------|-----|-----|----|----|----|----|----|----|----|
| | | BLR | 13 | 20 | 27 | 39 | 43 | 49 | 58 |
| | | 7 | 12 | 20 | 26 | 32 | 38 | 48 | 53 |

BRA - Brazil

| No. | Name | MIN | Field Goals | | 2 Points | | 3 Points | | Free Throws | | Rebounds | | | AS | TO | ST | BS | PF | FO | PTS |
|-----------------|-----------------------|-----------------------------------|-------------|----|----------|----|----------|----|-------------|-----|----------|----|-----|----|----|----|----|----|----|-----|
| | | | M/A | % | M/A | % | M/A | % | M/A | % | OR | DR | TOT | | | | | | | |
| *15 | SANTOS Kelly | 23:17 | 5/8 | 63 | 5/8 | 63 | | | 4/6 | 67 | 1 | 4 | 5 | 1 | 2 | | | 2 | 6 | 14 |
| *9 | NEVES Claudia (C) | 21:48 | 4/11 | 36 | 1/4 | 25 | 3/7 | 43 | | | 2 | 2 | 4 | 1 | | 2 | | 1 | 1 | 11 |
| 13 | NASCIMENTO Francielle | 27:05 | 3/7 | 43 | 3/7 | 43 | | | 4/4 | 100 | 1 | 9 | 10 | 3 | 2 | 1 | | 2 | 3 | 10 |
| 6 | ROCHA Karen | 25:36 | 4/5 | 80 | 4/5 | 80 | | | | | | 5 | 5 | 1 | 2 | 1 | | 3 | | 8 |
| 10 | DANTAS Jucimara | 17:43 | 3/7 | 43 | 3/6 | 50 | 0/1 | 0 | 2/5 | 40 | 2 | 3 | 5 | | 2 | 1 | | 1 | 4 | 8 |
| *4 | PINTO Adriana | 32:36 | 3/11 | 27 | 2/7 | 29 | 1/4 | 25 | | | 1 | 4 | 5 | 2 | 1 | 1 | | 1 | 3 | 7 |
| *7 | JACINTO Micaela | 24:22 | 2/10 | 20 | 2/7 | 29 | 0/3 | 0 | 2/2 | 100 | 2 | 3 | 5 | | 1 | | 1 | 3 | 2 | 6 |
| 8 | BELING Fernanda | 6:14 | 1/3 | 33 | 1/2 | 50 | 0/1 | 0 | | | | 1 | 1 | | | | | 1 | | 2 |
| *11 | ZAKRZESKI Soeli | 11:55 | 1/4 | 25 | 1/4 | 25 | | | | | | 2 | 2 | 1 | 2 | 1 | | | | 2 |
| 5 | COSTA Karla | | | | | | | | | | | | | | | | | | | 0 |
| 12 | FERREIRA Patricia | 9:24 | 0/1 | 0 | 0/1 | 0 | | | | | 1 | 2 | 3 | 1 | | | | | | 0 |
| 14 | COELHO Graziane | | | | | | | | | | | | | | | | | | | 0 |
| Team/Coach | | | | | | | | | | | | | | | | | | | | |
| Totals | | | 26/67 | 39 | 22/51 | 43 | 4/16 | 25 | 12/17 | 71 | 10 | 35 | 45 | 10 | 12 | 7 | 1 | 14 | 19 | 68 |
| Coach | | CAMPOS Paulo | | | | | | | | | | | | | | | | | | |
| Assistant Coach | | GUIDETTI Cesar NUNES Joao Antonio | | | | | | | | | | | | | | | | | | |

BLR - Belarus

| No. | Name | MIN | Field Goals | | 2 Points | | 3 Points | | Free Throws | | Rebounds | | | AS | TO | ST | BS | PF | FO | PTS |
|-----------------|------------------------|-------------------------------|-------------|----|----------|-----|----------|----|-------------|----|----------|----|-----|----|----|----|----|----|----|-----|
| | | | M/A | % | M/A | % | M/A | % | M/A | % | OR | DR | TOT | | | | | | | |
| 9 | ANUFRIYENKA Natallia | 22:13 | 4/7 | 57 | 2/2 | 100 | 2/5 | 40 | 0/1 | 0 | 3 | 2 | 5 | 2 | 1 | 1 | | 2 | 2 | 10 |
| *11 | LEUCHANKA Yelena | 15:21 | 5/8 | 63 | 5/8 | 63 | | | | | 4 | 3 | 7 | 1 | 2 | 1 | | 3 | 1 | 10 |
| *5 | MASILIONENE Olga | 19:06 | 2/9 | 22 | 0/3 | 0 | 2/6 | 33 | 1/2 | 50 | 1 | 1 | 2 | | 1 | | | 2 | 2 | 7 |
| 6 | SNYTSINA Katsiaryna | 22:32 | 3/12 | 25 | 2/10 | 20 | 1/2 | 50 | | | 5 | 2 | 7 | 1 | 2 | | | 2 | | 7 |
| *14 | TRAFIMAVA Nataliya (C) | 15:24 | 2/4 | 50 | 1/2 | 50 | 1/2 | 50 | | | 1 | 3 | 4 | 3 | | 1 | | 1 | 1 | 5 |
| *10 | VERAMEYENKA Anastasiya | 19:51 | 2/6 | 33 | 2/6 | 33 | | | | | | 10 | 10 | | | | 2 | 1 | 2 | 4 |
| 12 | MARCHANKA Natallia | 22:05 | 1/7 | 14 | 0/1 | 0 | 1/6 | 17 | | | | 1 | 1 | 4 | 3 | 2 | | | 2 | 3 |
| *4 | PADABED Volha | 17:55 | 1/10 | 10 | 1/8 | 13 | 0/2 | 0 | | | | | | 1 | 3 | | | 1 | | 2 |
| 7 | HASPER Viktoryia | 7:37 | 1/3 | 33 | 1/3 | 33 | | | | | 1 | 1 | 2 | | 1 | 1 | 1 | 3 | | 2 |
| 15 | KRESS Marina | 16:02 | 0/4 | 0 | 0/1 | 0 | 0/3 | 0 | 2/4 | 50 | 3 | 6 | 9 | | | | | 4 | 3 | 2 |
| 8 | LIKHTAROVICH Tatsiana | 4:21 | | | | | | | 1/2 | 50 | | | | | 1 | | | | 1 | 1 |
| 13 | TROIINA Tatyana | 17:33 | 0/3 | 0 | 0/1 | 0 | 0/2 | 0 | | | | 3 | 3 | | 3 | | | | | 0 |
| Team/Coach | | | | | | | | | | | | | | | | | | | | |
| Totals | | | 21/73 | 29 | 14/45 | 31 | 7/28 | 25 | 4/9 | 44 | 18 | 32 | 50 | 12 | 17 | 6 | 3 | 19 | 14 | 53 |
| Coach | | BUYALSKY Anatoly | | | | | | | | | | | | | | | | | | |
| Assistant Coach | | KALENTO Grigory ZHYLACH Iryna | | | | | | | | | | | | | | | | | | |

| | BRA | BLR |
|-----------------------|-----|-----|
| Points from Turnovers | 10 | 9 |
| Points in the Paint | 30 | 16 |
| Second Chance Points | 8 | 12 |
| Fast Break Points | 12 | 4 |

| | BRA | BLR |
|---------------------|-------------|-------------|
| Biggest Lead | 16 | 4 |
| Biggest Scoring Run | 8-0 (37-22) | 7-0 (54-45) |
| Lead Changes | 1 | |
| Times Tied | 0 | |

| Legend: | | |
|---------|---------------------|-----------------------|
| % | Shooting Percentage | (C) Captain |
| DR | Defensive Rebounds | FO Fouls On |
| PF | Fouls | PTS Points |
| TOT | Total Rebounds | * Starters |
| | | M/A Made/Attempts |
| | | Qx Quarter Time |
| | | AS Assists |
| | | MIN Minutes Played |
| | | ST Steals |
| | | BS Blocked Shots |
| | | OR Offensive Rebounds |
| | | TO Turnovers |



RESULTS

比赛成绩 / RÉSULTATS

CZE 63 vs 79 CHN

Attendance: 11.083

Referee: SEIBEL Stephen (CAN)
Umpires: BLAUCH Susan (USA); TATIC Jasmina (SRB)

Commissioner: GARCIA Anibal (PUR)

| Scoring by 5 min intervals: | CZE | Q1 | | Q2 | | Q3 | | Q4 | |
|-----------------------------|-----|-----|----|----|----|----|----|----|----|
| | | CHN | | | | | | | |
| | | 4 | 11 | 18 | 25 | 38 | 45 | 55 | 63 |
| | | 10 | 24 | 31 | 41 | 52 | 65 | 73 | 79 |

CZE - Czech Republic

| No. | Name | MIN | Field Goals | | 2 Points | | 3 Points | | Free Throws | | Rebounds | | | AS | TO | ST | BS | PF | FO | PTS |
|-----------------|-----------------------|-------------------|-------------|-----|----------|-----|----------|----|-------------|-----|----------|----|-----|----|----|----|----|----|----|-----|
| | | | M/A | % | M/A | % | M/A | % | M/A | % | OR | DR | TOT | | | | | | | |
| 7 | HARTIGOVA Michala | 26:55 | 6/12 | 50 | 4/9 | 44 | 2/3 | 67 | 1/2 | 50 | 3 | 4 | 7 | | 1 | 1 | | 5 | 3 | 15 |
| 12 | MOKROSOVA Marketa (C) | 22:10 | 4/8 | 50 | 2/4 | 50 | 2/4 | 50 | | | | | | 1 | 3 | 1 | | 2 | 2 | 10 |
| *15 | VITECKOVA Eva | 21:41 | 2/13 | 15 | 1/8 | 13 | 1/5 | 20 | 4/4 | 100 | 3 | 2 | 5 | 1 | 2 | | 1 | 1 | 2 | 9 |
| *4 | VESELA Jana | 33:36 | 2/7 | 29 | 2/7 | 29 | | | 4/4 | 100 | 2 | 6 | 8 | 3 | | 2 | 1 | 4 | 3 | 8 |
| *5 | VECEROVA Ivana | 29:11 | 2/9 | 22 | 2/7 | 29 | 0/2 | 0 | 4/6 | 67 | 4 | 4 | 8 | 1 | 1 | | 1 | 5 | 4 | 8 |
| *9 | MACHOVA Hana | 25:47 | 2/6 | 33 | 2/3 | 67 | 0/3 | 0 | 1/2 | 50 | 1 | 1 | 2 | 3 | 4 | | | 1 | 1 | 5 |
| 6 | HEJDOVA Romana | 10:00 | 2/2 | 100 | 2/2 | 100 | | | | | 1 | 2 | 3 | | | | 1 | 1 | | 4 |
| *13 | KULICHOVA Petra | 22:08 | 1/5 | 20 | 1/5 | 20 | | | 2/4 | 50 | 2 | 3 | 5 | | 3 | 1 | 1 | 3 | 2 | 4 |
| 8 | UHROVA Michaela | | | | | | | | | | | | | | | | | | | 0 |
| 10 | SUJANOVA Edita | 1:46 | | | | | | | | | | | | | | | | | | 0 |
| 11 | SVOBODOVA Miloslava | | | | | | | | | | | | | | | | | | | 0 |
| 14 | ELHOTOVA Katerina | 6:46 | 0/3 | 0 | 0/1 | 0 | 0/2 | 0 | | | | 1 | 1 | | | | | | | 0 |
| Team/Coach | | | | | | | | | | | | | | | | | | | | |
| Totals | | | 21/65 | 32 | 16/46 | 35 | 5/19 | 26 | 16/22 | 73 | 16 | 23 | 39 | 9 | 14 | 5 | 6 | 22 | 17 | 63 |
| Coach | | BOBROVSKY Jan | | | | | | | | | | | | | | | | | | |
| Assistant Coach | | VOLEJNIK Miroslav | | | | | | | | | | | | | | | | | | |

CHN - China

| No. | Name | MIN | Field Goals | | 2 Points | | 3 Points | | Free Throws | | Rebounds | | | AS | TO | ST | BS | PF | FO | PTS |
|-----------------|----------------|-----------------------|-------------|----|----------|----|----------|-----|-------------|-----|----------|----|-----|----|----|----|----|----|----|-----|
| | | | M/A | % | M/A | % | M/A | % | M/A | % | OR | DR | TOT | | | | | | | |
| *8 | MIAO Lijie (C) | 35:52 | 7/10 | 70 | 5/7 | 71 | 2/3 | 67 | 5/5 | 100 | | 3 | 3 | 1 | | 2 | | 3 | 5 | 21 |
| *15 | CHEN Nan | 30:59 | 7/12 | 58 | 7/12 | 58 | | | 4/6 | 67 | 2 | 6 | 8 | 3 | 3 | 2 | 3 | 2 | 4 | 18 |
| *5 | BIAN Lan | 31:57 | 5/9 | 56 | 4/7 | 57 | 1/2 | 50 | 3/4 | 75 | 1 | 8 | 9 | | 1 | | | 4 | 4 | 14 |
| 13 | LIU Dan | 11:48 | 3/6 | 50 | 2/5 | 40 | 1/1 | 100 | | | 1 | 2 | 3 | | 2 | | | 1 | 2 | 7 |
| *10 | SUI Feifei | 28:48 | 3/6 | 50 | 3/6 | 50 | | | | | | 3 | 3 | 2 | 1 | 1 | | 1 | 2 | 6 |
| 12 | CHEN Xiaoli | 18:55 | 1/7 | 14 | 1/6 | 17 | 0/1 | 0 | 4/4 | 100 | | 5 | 5 | 2 | 2 | | | 1 | 2 | 6 |
| *4 | SONG Xiaoyun | 34:49 | 2/7 | 29 | 2/4 | 50 | 0/3 | 0 | 1/2 | 50 | | 2 | 2 | 2 | 2 | 3 | | 4 | 1 | 5 |
| 6 | ZHANG Hanlan | 4:06 | | | | | | | 2/2 | 100 | | | | | | 1 | | | 1 | 2 |
| 7 | ZHANG Wei | 2:46 | | | | | | | | | | | | | | | | | | 0 |
| 9 | ZHANG Yu | | | | | | | | | | | | | | | | | | | 0 |
| 11 | SHAO Tingting | | | | | | | | | | | | | | | | | | | 0 |
| 14 | ZHANG Xiaoni | | | | | | | | | | | | | | | | | | | 0 |
| Team/Coach | | | | | | | | | | | | | | | | | | | | |
| Totals | | | 28/57 | 49 | 24/47 | 51 | 4/10 | 40 | 19/23 | 83 | 4 | 29 | 33 | 10 | 11 | 9 | 3 | 16 | 21 | 79 |
| Coach | | MAHER Tom | | | | | | | | | | | | | | | | | | |
| Assistant Coach | | TIMMS Michele FAN Bin | | | | | | | | | | | | | | | | | | |

| | CZE | CHN |
|-----------------------|-----|-----|
| Points from Turnovers | 5 | 6 |
| Points in the Paint | 24 | 40 |
| Second Chance Points | 7 | 2 |
| Fast Break Points | 7 | 2 |

| | CZE | CHN |
|---------------------|-------------|------------|
| Biggest Lead | 0 | 24 |
| Biggest Scoring Run | 8-0 (57-73) | 9-0 (4-18) |
| Lead Changes | 0 | |
| Times Tied | 0 | |

| Legend: | | | | | | | | | |
|---------|---------------------|-----|----------|-----|---------------|-----|----------------|----|--------------------|
| % | Shooting Percentage | (C) | Captain | * | Starters | AS | Assists | BS | Blocked Shots |
| DR | Defensive Rebounds | FO | Fouls On | M/A | Made/Attempts | MIN | Minutes Played | OR | Offensive Rebounds |
| PF | Fouls | PTS | Points | Qx | Quarter Time | ST | Steals | TO | Turnovers |
| TOT | Total Rebounds | | | | | | | | |



OLYMPIC BASKETBALL GYMNASIUM
北京奥林匹克篮球馆
GYMNASE OLYMPIQUE DE BEIJING

SUN 星期日 DIM
17 AUG 2008
22:15

BASKETBALL
篮球 / BASKETBALL

WOMEN
女子项目 / FEMMES

PRELIMINARY ROUND GROUP B - GAME 54
预赛B组 - 第54场 / TOUR PRÉLIMINAIRE GROUPE B - MATCH 54



RESULTS

比赛成绩 / RÉSULTATS

NZL 60 vs 96 USA

Attendance: 11.083

Referee: LAMONICA Luigi (ITA)

Commissioner: SUURKASK Valdu (EST)

Umpires: MARANHO Cristiano (BRA); MUHIMUA Abreu (MOZ)

| Scoring by 5 min intervals: | | Q1 | | Q2 | | Q3 | | Q4 | |
|-----------------------------|--|----|----|----|----|----|----|----|----|
| NZL | | 10 | 18 | 22 | 24 | 31 | 42 | 47 | 60 |
| USA | | 12 | 23 | 38 | 50 | 65 | 75 | 84 | 96 |

NZL - New Zealand

| No. | Name | MIN | Field Goals | | 2 Points | | 3 Points | | Free Throws | | Rebounds | | | AS | TO | ST | BS | PF | FO | PTS | |
|-----------------|-------------------------------|-------|-------------|----|----------|-----|----------|----|-------------|----|----------|----|-----|----|----|----|----|----|----|-----|---|
| | | | M/A | % | M/A | % | M/A | % | M/A | % | OR | DR | TOT | | | | | | | | |
| *6 | MARINO Angela | 35:28 | 5/12 | 42 | 1/4 | 25 | 4/8 | 50 | 3/4 | 75 | | 1 | 1 | 4 | 3 | 1 | | 1 | 7 | 17 | |
| *10 | WALLBUTTON Lisa | 18:30 | 7/9 | 78 | 7/9 | 78 | | | | | 2 | | 2 | | 1 | | | 4 | | 14 | |
| *15 | KERR Aneka (C) | 21:47 | 3/8 | 38 | 3/8 | 38 | | | 3/4 | 75 | 1 | 5 | 6 | 1 | 3 | | | 2 | 3 | 9 | |
| 8 | PURCELL Natalie | 19:33 | 2/4 | 50 | | | 2/4 | 50 | | | 2 | 3 | 5 | | | 1 | | 2 | | 6 | |
| *11 | McMEEKEN-RUSCOE Kate | 21:26 | 2/5 | 40 | 2/2 | 100 | 0/3 | 0 | | | | 2 | 2 | 3 | 3 | | | 1 | 1 | 4 | |
| *14 | HARMON Jillian | 26:44 | 2/5 | 40 | 2/5 | 40 | | | 0/2 | 0 | 2 | 5 | 7 | | 2 | | | 3 | 1 | 4 | |
| 7 | COCKS Micaela | 12:06 | 1/3 | 33 | 1/2 | 50 | 0/1 | 0 | | | | 1 | 1 | 3 | 3 | 1 | | 1 | | 2 | |
| 12 | McCORMACK Jessica | 23:19 | 1/5 | 20 | 1/5 | 20 | | | | | | 3 | 3 | | 2 | 1 | | | 1 | 2 | |
| 13 | BODENSTEINER Teresa | 7:41 | 1/2 | 50 | 1/2 | 50 | | | | | | | | | | | | | | 2 | |
| 4 | PURCELL Charmian | | | | | | | | | | | | | | | | | | | 0 | |
| 5 | WHAREMATE Nonila | | | | | | | | | | | | | | | | | | | 0 | |
| 9 | BATES Susannah | 13:26 | 0/2 | 0 | 0/1 | 0 | 0/1 | 0 | | | | | | 2 | 4 | | | | 1 | 1 | 0 |
| Team/Coach | | | | | | | | | | | | | | | | | | | | | |
| Totals | | | 24/55 | 44 | 18/38 | 47 | 6/17 | 35 | 6/10 | 60 | 7 | 20 | 27 | 13 | 21 | 4 | | 15 | 14 | 60 | |
| Coach | McHUGH Mike | | | | | | | | | | | | | | | | | | | | |
| Assistant Coach | GOODING Leigh KEREAMA Kennedy | | | | | | | | | | | | | | | | | | | | |

USA - United States

| No. | Name | MIN | Field Goals | | 2 Points | | 3 Points | | Free Throws | | Rebounds | | | AS | TO | ST | BS | PF | FO | PTS |
|-----------------|------------------------------|-------|-------------|-----|----------|-----|----------|-----|-------------|-----|----------|----|-----|----|----|----|----|----|----|-----|
| | | | M/A | % | M/A | % | M/A | % | M/A | % | OR | DR | TOT | | | | | | | |
| *11 | THOMPSON Tina | 17:00 | 7/13 | 54 | 7/12 | 58 | 0/1 | 0 | 1/1 | 100 | 1 | 2 | 3 | 1 | | 1 | 1 | | 2 | 15 |
| *14 | SMITH Katie | 18:01 | 5/8 | 63 | 3/3 | 100 | 2/5 | 40 | 1/1 | 100 | 1 | 3 | 4 | 2 | | 1 | | 2 | 1 | 13 |
| 5 | AUGUSTUS Seimone | 20:38 | 6/8 | 75 | 6/8 | 75 | | | | | | 1 | 1 | 1 | 1 | | | | | 12 |
| 10 | CATCHINGS Tamika | 11:52 | 3/4 | 75 | 1/2 | 50 | 2/2 | 100 | 3/4 | 75 | 3 | | 3 | 3 | 1 | 3 | | 2 | 2 | 11 |
| 7 | LAWSON Kara | 21:05 | 4/6 | 67 | 3/3 | 100 | 1/3 | 33 | | | | 1 | 1 | 3 | 1 | | | | | 9 |
| *9 | LESLIE Lisa (C) | 14:05 | 4/9 | 44 | 4/9 | 44 | | | | | 2 | 4 | 6 | 1 | 2 | 1 | 2 | 1 | 2 | 8 |
| 13 | FOWLES Sylvia | 20:02 | 4/5 | 80 | 4/5 | 80 | | | | | | 6 | 6 | 1 | 2 | | | 2 | 1 | 8 |
| 15 | PARKER Candace | 16:02 | 1/2 | 50 | 1/1 | 100 | 0/1 | 0 | 4/4 | 100 | 1 | 4 | 5 | 1 | 1 | 1 | | | 3 | 6 |
| 4 | PONDEXTER Cappie | 15:08 | 2/4 | 50 | 1/3 | 33 | 1/1 | 100 | | | | | | 2 | 2 | | | 1 | 1 | 5 |
| *12 | TAURASI Diana | 18:03 | 1/6 | 17 | 0/4 | 0 | 1/2 | 50 | 2/2 | 100 | 1 | | 1 | 5 | | 2 | | 2 | 2 | 5 |
| 8 | MILTON-JONES Delisha | 12:51 | 2/2 | 100 | 2/2 | 100 | | | | | | 3 | 3 | 2 | | | | 2 | 2 | 4 |
| *6 | BIRD Sue | 15:13 | 0/1 | 0 | | | 0/1 | 0 | | | 1 | 2 | 3 | 2 | 1 | | | 1 | | 0 |
| Team/Coach | | | | | | | | | | | | | | | | | | | | |
| Totals | | | 39/68 | 57 | 32/52 | 62 | 7/16 | 44 | 11/12 | 92 | 10 | 26 | 36 | 23 | 10 | 10 | 2 | 14 | 15 | 96 |
| Coach | DONOVAN Anne | | | | | | | | | | | | | | | | | | | |
| Assistant Coach | GOESTENKORS Gail STALEY Dawn | | | | | | | | | | | | | | | | | | | |

| | NZL | USA |
|-----------------------|-----|-----|
| Points from Turnovers | 2 | 15 |
| Points in the Paint | 12 | 40 |
| Second Chance Points | 10 | 14 |
| Fast Break Points | 3 | 13 |

| | NZL | USA |
|---------------------|-------------|--------------|
| Biggest Lead | 4 | 39 |
| Biggest Scoring Run | 5-0 (40-70) | 21-0 (22-50) |
| Lead Changes | 5 | |
| Times Tied | 2 | |

| Legend: | | |
|---------|---------------------|-----------------------|
| % | Shooting Percentage | (C) Captain |
| DR | Defensive Rebounds | FO Fouls On |
| PF | Fouls | PTS Points |
| TOT | Total Rebounds | * Starters |
| | | M/A Made/Attempts |
| | | Qx Quarter Time |
| | | AS Assists |
| | | MIN Minutes Played |
| | | ST Steals |
| | | BS Blocked Shots |
| | | OR Offensive Rebounds |
| | | TO Turnovers |



OLYMPIC BASKETBALL GYMNASIUM
北京奥林匹克篮球馆
GYMNASE OLYMPIQUE DE BEIJING

BASKETBALL
篮球 / BASKETBALL

WOMEN
女子项目 / FEMMES

TUE 星期二 MAR
19 AUG 2008
14:30

QUARTERFINAL - GAME 61
1/4决赛 - 第61场 / QUART DE FINALE - MATCH 61



RESULTS

比赛成绩 / RÉSULTATS

CHN 77 vs 62 BLR

Attendance: 11.083

Referee: FACCHINI Fabio (ITA)

Commissioner: HORGAN Fred (CAN)

Umpires: ESTEVEZ Pablo (ARG); BLAUCH Susan (USA)

| Scoring by 5 min intervals: | CHN | Q1 | | Q2 | | Q3 | | Q4 | |
|-----------------------------|-----|-----|----|----|----|----|----|----|----|
| | | BLR | 7 | 19 | 28 | 38 | 52 | 56 | 64 |
| | | 6 | 13 | 17 | 25 | 32 | 43 | 49 | 62 |

CHN - China

| No. | Name | MIN | Field Goals | | 2 Points | | 3 Points | | Free Throws | | Rebounds | | | AS | TO | ST | BS | PF | FO | PTS |
|-----------------|----------------|-------|-------------|-----|----------|-----|----------|----|-------------|-----|----------|----|-----|----|----|----|----|----|----|-----|
| | | | M/A | % | M/A | % | M/A | % | M/A | % | OR | DR | TOT | | | | | | | |
| *8 | MIAO Lijie (C) | 36:25 | 10/14 | 71 | 7/9 | 78 | 3/5 | 60 | 5/6 | 83 | | 1 | 1 | 3 | 1 | 2 | | 1 | 6 | 28 |
| 12 | CHEN Xiaoli | 18:52 | 5/8 | 63 | 5/8 | 63 | | | 5/5 | 100 | 1 | 1 | 2 | 2 | 1 | 1 | | 1 | 4 | 15 |
| *5 | BIAN Lan | 30:28 | 2/10 | 20 | 1/7 | 14 | 1/3 | 33 | 3/4 | 75 | | 2 | 2 | 2 | 2 | | | | 4 | 8 |
| *10 | SUI Feifei | 23:31 | 1/3 | 33 | | | 1/3 | 33 | 3/4 | 75 | | 4 | 4 | 1 | 1 | | | 2 | 3 | 6 |
| *15 | CHEN Nan | 30:40 | 3/9 | 33 | 3/9 | 33 | | | | | 1 | 3 | 4 | | 2 | 4 | 1 | 1 | 1 | 6 |
| *4 | SONG Xiaoyun | 35:10 | 2/4 | 50 | 2/3 | 67 | 0/1 | 0 | 1/2 | 50 | | 4 | 4 | 2 | | 4 | | | 1 | 5 |
| 13 | LIU Dan | 8:10 | 2/3 | 67 | 1/1 | 100 | 1/2 | 50 | | | 2 | 1 | 3 | | 3 | 1 | 1 | | | 5 |
| 6 | ZHANG Hanlan | 4:50 | 0/1 | 0 | 0/1 | 0 | | | 2/2 | 100 | | 1 | 1 | | | | | | 1 | 2 |
| 9 | ZHANG Yu | 3:25 | 1/1 | 100 | 1/1 | 100 | | | | | | | | | | | | | | 2 |
| 7 | ZHANG Wei | 5:27 | 0/1 | 0 | 0/1 | 0 | | | | | | | | | | 1 | | | | 0 |
| 11 | SHAO Tingting | 0:59 | | | | | | | | | | | | | 1 | | | 1 | | 0 |
| 14 | ZHANG Xiaoni | 2:03 | | | | | | | | | | 1 | 1 | | | | | | | 0 |
| Team/Coach | | | | | | | | | | | | | | | | | | | | |
| Totals | | | 26/54 | 48 | 20/40 | 50 | 6/14 | 43 | 19/23 | 83 | 4 | 18 | 22 | 10 | 11 | 13 | 2 | 6 | 20 | 77 |
| Coach | MAHER Tom | | | | | | | | | | | | | | | | | | | |
| Assistant Coach | TIMMS Michele | | | | | | | | | | FAN Bin | | | | | | | | | |

BLR - Belarus

| No. | Name | MIN | Field Goals | | 2 Points | | 3 Points | | Free Throws | | Rebounds | | | AS | TO | ST | BS | PF | FO | PTS |
|-----------------|------------------------|-------|-------------|----|----------|----|----------|-----|-------------|----|---------------|----|-----|----|----|----|----|----|----|-----|
| | | | M/A | % | M/A | % | M/A | % | M/A | % | OR | DR | TOT | | | | | | | |
| 13 | TROINA Tatyana | 23:11 | 6/13 | 46 | 3/6 | 50 | 3/7 | 43 | | | 1 | 1 | 2 | 2 | 4 | | 1 | 2 | | 15 |
| *10 | VERAMEYENKA Anastasiya | 31:21 | 6/9 | 67 | 5/8 | 63 | 1/1 | 100 | | | 4 | 6 | 10 | 1 | 3 | 1 | 2 | 5 | | 13 |
| *11 | LEUCHANKA Yelena | 30:39 | 5/11 | 45 | 5/11 | 45 | | | 3/4 | 75 | 5 | 8 | 13 | | 6 | 1 | | 1 | 5 | 13 |
| *5 | MASILIONENE Olga | 22:30 | 2/7 | 29 | 1/3 | 33 | 1/4 | 25 | | | 3 | 3 | 6 | | 2 | | | 1 | | 5 |
| 6 | SNYTSINA Katsiaryna | 16:26 | 2/6 | 33 | 1/3 | 33 | 1/3 | 33 | | | | | | 2 | | | | 4 | 1 | 5 |
| *14 | TRAFIMAVA Nataliya (C) | 27:09 | 2/6 | 33 | 1/2 | 50 | 1/4 | 25 | | | 2 | 3 | 5 | | 3 | | | 2 | | 5 |
| 12 | MARCHANKA Natallia | 21:40 | 2/5 | 40 | 2/3 | 67 | 0/2 | 0 | | | 1 | 2 | 3 | 5 | 6 | 1 | 3 | 3 | | 4 |
| *4 | PADABED Volha | 18:20 | 1/4 | 25 | 1/4 | 25 | | | | | | | | 5 | 1 | 1 | | 1 | | 2 |
| 7 | HASPER Viktoryia | | | | | | | | | | | | | | | | | | | 0 |
| 8 | LIKHTAROVICH Tatsiana | | | | | | | | | | | | | | | | | | | 0 |
| 9 | ANUFRIYENKA Natallia | | | | | | | | | | | | | | | | | | | 0 |
| 15 | KRESS Marina | 8:44 | | | | | | | | | 1 | 1 | 2 | | | | | 1 | | 0 |
| Team/Coach | | | | | | | | | | | | | | | | | | | | |
| Totals | | | 26/61 | 43 | 19/40 | 48 | 7/21 | 33 | 3/4 | 75 | 17 | 24 | 41 | 13 | 27 | 4 | 3 | 20 | 6 | 62 |
| Coach | BUYALSKY Anatoly | | | | | | | | | | | | | | | | | | | |
| Assistant Coach | KALENTO Grigory | | | | | | | | | | ZHYLACH Iryna | | | | | | | | | |

| | CHN | BLR |
|-----------------------|-----|-----|
| Points from Turnovers | 5 | 4 |
| Points in the Paint | 28 | 34 |
| Second Chance Points | 2 | 14 |
| Fast Break Points | 4 | 10 |

| | CHN | BLR |
|---------------------|------------|-------------|
| Biggest Lead | 22 | 0 |
| Biggest Scoring Run | 7-0 (14-6) | 8-0 (56-47) |
| Lead Changes | 0 | |
| Times Tied | 0 | |

| Legend: | | |
|---------|---------------------|-----------------------|
| % | Shooting Percentage | (C) Captain |
| DR | Defensive Rebounds | FO Fouls On |
| PF | Fouls | PTS Points |
| TOT | Total Rebounds | |
| * | Starters | AS Assists |
| M/A | Made/Attempts | MIN Minutes Played |
| Qx | Quarter Time | ST Steals |
| | | BS Blocked Shots |
| | | OR Offensive Rebounds |
| | | TO Turnovers |



RESULTS

比赛成绩 / RÉSULTATS

AUS 79 vs 46 CZE

Attendance: 11.083

Referee: BRAZOUSKAS Romualdas (LTU)

Commissioner: LEE Kak-Kuan (MAS)

Umpires: TOWNSEND Dawna (CAN); TATIC Jasmina (SRB)

| Scoring by 5 min intervals: | | Q1 | | Q2 | | Q3 | | Q4 | |
|-----------------------------|--|----|----|----|----|----|----|----|----|
| AUS | | 8 | 23 | 27 | 38 | 57 | 61 | 71 | 79 |
| CZE | | 5 | 10 | 12 | 17 | 25 | 27 | 35 | 46 |

AUS - Australia

| No. | Name | MIN | Field Goals | | 2 Points | | 3 Points | | Free Throws | | Rebounds | | | AS | TO | ST | BS | PF | FO | PTS |
|-----------------|-------------------------|-------|-------------|----|----------|----|----------|----|-------------|-----|----------|----|-----|----|----|----|----|----|----|-----|
| | | | M/A | % | M/A | % | M/A | % | M/A | % | OR | DR | TOT | | | | | | | |
| *15 | JACKSON Lauren (C) | 24:46 | 7/16 | 44 | 6/12 | 50 | 1/4 | 25 | 2/2 | 100 | 4 | 8 | 12 | 2 | 2 | 2 | | 4 | 5 | 17 |
| *12 | SNELL Belinda | 20:48 | 4/7 | 57 | 1/3 | 33 | 3/4 | 75 | 4/4 | 100 | 3 | 6 | 9 | 1 | | 3 | 1 | 1 | 3 | 15 |
| 14 | COX Rohanee | 17:53 | 3/7 | 43 | 3/5 | 60 | 0/2 | 0 | 4/4 | 100 | | 2 | 2 | | 2 | | | 2 | 2 | 10 |
| *10 | HARROWER Kristi | 27:32 | 4/11 | 36 | 3/7 | 43 | 1/4 | 25 | | | 1 | 2 | 3 | 4 | 1 | 1 | | 1 | | 9 |
| *7 | TAYLOR Penny | 15:25 | 2/6 | 33 | 2/4 | 50 | 0/2 | 0 | 4/4 | 100 | 2 | 4 | 6 | 3 | 2 | 1 | | | 5 | 8 |
| *8 | BATKOVIC Suzy | 20:54 | 3/8 | 38 | 3/7 | 43 | 0/1 | 0 | 2/4 | 50 | 2 | 7 | 9 | | 3 | | | 3 | 2 | 8 |
| 4 | PHILLIPS Erin | 8:46 | 1/3 | 33 | 0/1 | 0 | 1/2 | 50 | | | 2 | 1 | 3 | | | | | | | 3 |
| 5 | BEVILAQUA Tully | 15:15 | 1/4 | 25 | 1/3 | 33 | 0/1 | 0 | | | | 2 | 2 | 1 | | 4 | 1 | 1 | | 2 |
| 6 | SCREEN Jenni | 14:21 | | | | | | | 2/2 | 100 | 2 | 3 | 5 | 2 | | | | | 2 | 2 |
| 11 | SUMMERTON Laura | 11:27 | 1/3 | 33 | 1/3 | 33 | | | | | 2 | 1 | 3 | | | | | 1 | | 2 |
| 13 | RANDALL Emma | 10:20 | 1/4 | 25 | 1/4 | 25 | | | | | | 1 | 1 | 1 | 1 | | | 1 | 2 | 2 |
| 9 | GRIMA Hollie | 12:33 | 0/2 | 0 | 0/2 | 0 | | | 1/4 | 25 | 3 | | 3 | | 1 | 1 | | | 2 | 1 |
| Team/Coach | | | | | | | | | | | | | | | | | | | | |
| Totals | | | 27/71 | 38 | 21/51 | 41 | 6/20 | 30 | 19/24 | 79 | 21 | 37 | 58 | 14 | 12 | 12 | 2 | 16 | 21 | 79 |
| Coach | STIRLING Jan | | | | | | | | | | | | | | | | | | | |
| Assistant Coach | FOX Gary LONERGAN Peter | | | | | | | | | | | | | | | | | | | |

CZE - Czech Republic

| No. | Name | MIN | Field Goals | | 2 Points | | 3 Points | | Free Throws | | Rebounds | | | AS | TO | ST | BS | PF | FO | PTS |
|-----------------|-----------------------|-------|-------------|----|----------|----|----------|-----|-------------|-----|----------|----|-----|----|----|----|----|----|----|-----|
| | | | M/A | % | M/A | % | M/A | % | M/A | % | OR | DR | TOT | | | | | | | |
| *5 | VECEROVA Ivana | 30:34 | 2/4 | 50 | 2/4 | 50 | | | 4/6 | 67 | 2 | 2 | 4 | 1 | 3 | | | 4 | 6 | 8 |
| *9 | MACHOVA Hana | 23:45 | 3/10 | 30 | 1/5 | 20 | 2/5 | 40 | | | 1 | 2 | 3 | 4 | 2 | 1 | | 2 | | 8 |
| 12 | MOKROSOVA Marketa (C) | 18:09 | 1/6 | 17 | 0/1 | 0 | 1/5 | 20 | 3/4 | 75 | | 1 | 1 | 1 | 3 | | | 2 | 2 | 6 |
| *15 | VITECKOVA Eva | 28:41 | 3/11 | 27 | 3/9 | 33 | 0/2 | 0 | | | 1 | 3 | 4 | 1 | 2 | | 1 | 2 | 2 | 6 |
| 6 | HEJDOVA Romana | 11:13 | 2/6 | 33 | 2/6 | 33 | | | 1/1 | 100 | | 2 | 2 | | 1 | | | | 1 | 5 |
| 14 | ELHOTOVA Katerina | 7:33 | 1/3 | 33 | 0/2 | 0 | 1/1 | 100 | 2/2 | 100 | 1 | 2 | 3 | | | | | 2 | 1 | 5 |
| 10 | SUJANOVA Edita | 17:38 | 2/6 | 33 | 2/5 | 40 | 0/1 | 0 | | | 3 | 1 | 4 | | 1 | 2 | | | | 4 |
| 7 | HARTIGOVA Michala | 10:09 | 1/3 | 33 | 1/3 | 33 | | | | | 1 | 3 | 4 | | 4 | | | 4 | | 2 |
| *13 | KULICHOVA Petra | 21:39 | 1/7 | 14 | 1/7 | 14 | | | | | 1 | 4 | 5 | | 2 | 1 | | 3 | 1 | 2 |
| *4 | VESELA Jana | 30:39 | 0/8 | 0 | 0/8 | 0 | | | | | 2 | 5 | 7 | 3 | 1 | 1 | 3 | 2 | 2 | 0 |
| 8 | UHROVA Michaela | | | | | | | | | | | | | | | | | | | 0 |
| 11 | SVOBODOVA Miloslava | | | | | | | | | | | | | | | | | | | 0 |
| Team/Coach | | | | | | | | | | | | | | | | | | | | |
| Totals | | | 16/64 | 25 | 12/50 | 24 | 4/14 | 29 | 10/13 | 77 | 12 | 25 | 37 | 10 | 19 | 5 | 4 | 21 | 15 | 46 |
| Coach | BOBROVSKY Jan | | | | | | | | | | | | | | | | | | | |
| Assistant Coach | VOLEJNIK Miroslav | | | | | | | | | | | | | | | | | | | |

| | AUS | CZE |
|-----------------------|-----|-----|
| Points from Turnovers | 5 | |
| Points in the Paint | 30 | 12 |
| Second Chance Points | 8 | 7 |
| Fast Break Points | 11 | |

| | AUS | CZE |
|---------------------|--------------|-------------|
| Biggest Lead | 41 | 0 |
| Biggest Scoring Run | 15-0 (61-25) | 5-0 (36-17) |
| Lead Changes | 0 | |
| Times Tied | 0 | |

| Legend: | | | |
|---------|---------------------|-----|--------------------|
| % | Shooting Percentage | (C) | Captain |
| DR | Defensive Rebounds | FO | Fouls On |
| PF | Fouls | PTS | Points |
| TOT | Total Rebounds | | |
| * | Starters | | |
| M/A | Made/Attempts | AS | Assists |
| Qx | Quarter Time | MIN | Minutes Played |
| | | ST | Steals |
| | | BS | Blocked Shots |
| | | OR | Offensive Rebounds |
| | | TO | Turnovers |



RESULTS

比赛成绩 / RÉSULTATS

RUS 84 vs 65 ESP

Attendance: 11.083

Referee: BELOSEVIC Ilija (SRB)

Commissioner: GARCIA Anibal (PUR)

Umpires: MERCEDES Reynaldo (DOM); BUTLER Scott (AUS)

| Scoring by 5 min intervals: | RUS | Q1 | | Q2 | | Q3 | | Q4 | |
|-----------------------------|-----|-----|----|----|----|----|----|----|----|
| | | ESP | 7 | 10 | 23 | 32 | 41 | 56 | 72 |
| | | 11 | 21 | 32 | 40 | 46 | 55 | 60 | 65 |

RUS - Russian Fed.

| No. | Name | MIN | Field Goals | | 2 Points | | 3 Points | | Free Throws | | Rebounds | | | AS | TO | ST | BS | PF | FO | PTS |
|-----------------|-----------------------------------|-------|-------------|----|----------|----|----------|-----|-------------|-----|----------|----|-----|----|----|----|----|----|----|-----|
| | | | M/A | % | M/A | % | M/A | % | M/A | % | OR | DR | TOT | | | | | | | |
| 9 | SHCHEGOLEVA Tatiana | 30:30 | 6/10 | 60 | 3/6 | 50 | 3/4 | 75 | 4/5 | 80 | 2 | 5 | 7 | 2 | 1 | 1 | 1 | 3 | 8 | 19 |
| *7 | HAMMON Rebekka Linn | 34:29 | 6/9 | 67 | 3/6 | 50 | 3/3 | 100 | 2/2 | 100 | | 4 | 4 | | 4 | 1 | | 1 | 4 | 17 |
| *11 | STEPANOVA Maria | 20:56 | 5/10 | 50 | 5/10 | 50 | | | 2/3 | 67 | 3 | 7 | 10 | 1 | 1 | | | 3 | 2 | 12 |
| *10 | KORSTIN Ilona | 31:11 | 3/6 | 50 | 3/5 | 60 | 0/1 | 0 | 5/6 | 83 | 4 | 3 | 7 | 1 | 1 | 2 | | 1 | 3 | 11 |
| *15 | OSIPOVA Irina | 22:48 | 4/12 | 33 | 3/11 | 27 | 1/1 | 100 | 0/1 | 0 | 2 | 2 | 4 | 2 | 1 | 2 | | 3 | 1 | 9 |
| 5 | RAKHMATULINA Oxana | 22:25 | 3/7 | 43 | 3/5 | 60 | 0/2 | 0 | 1/1 | 100 | | 2 | 2 | 4 | 2 | 2 | 1 | 1 | 1 | 7 |
| *14 | ABROSIMOVA Svetlana | 20:03 | 3/4 | 75 | 2/3 | 67 | 1/1 | 100 | | | 2 | 3 | 5 | 3 | 3 | | | 3 | 1 | 7 |
| 6 | VODOPYANOVA Natalia | 5:46 | 1/3 | 33 | 1/3 | 33 | | | | | | | | 1 | | | | | | 2 |
| 4 | KUZINA Marina | | | | | | | | | | | | | | | | | | | 0 |
| 8 | KARPUNINA Marina | 11:52 | 0/2 | 0 | 0/1 | 0 | 0/1 | 0 | | | 1 | | 1 | | 1 | | 3 | 1 | 0 | 0 |
| 12 | LISINA Ekaterina | | | | | | | | | | | | | | | | | | | 0 |
| 13 | SOKOLOVSKAYA Irina (C) | | | | | | | | | | | | | | | | | | | 0 |
| Team/Coach | | | | | | | | | | | | | | | | | | | | |
| Totals | | | 31/63 | 49 | 23/50 | 46 | 8/13 | 62 | 14/18 | 78 | 14 | 26 | 40 | 14 | 13 | 9 | 2 | 18 | 21 | 84 |
| Coach | GRUDIN Igor | | | | | | | | | | | | | | | | | | | |
| Assistant Coach | HEJKOVA Natalia SOKOLOVSKIY Boris | | | | | | | | | | | | | | | | | | | |

ESP - Spain

| No. | Name | MIN | Field Goals | | 2 Points | | 3 Points | | Free Throws | | Rebounds | | | AS | TO | ST | BS | PF | FO | PTS |
|-----------------|--|-------|-------------|-----|----------|-----|----------|-----|-------------|-----|----------|----|-----|----|----|----|----|----|----|-----|
| | | | M/A | % | M/A | % | M/A | % | M/A | % | OR | DR | TOT | | | | | | | |
| 13 | VALDEMORO Amaya (C) | 29:38 | 4/11 | 36 | 3/6 | 50 | 1/5 | 20 | 7/7 | 100 | 2 | 2 | 4 | 1 | 3 | 3 | | 3 | 3 | 16 |
| *12 | MONTANANA Anna | 34:21 | 4/10 | 40 | 2/7 | 29 | 2/3 | 67 | 3/4 | 75 | | 4 | 4 | | 4 | 1 | | 3 | 4 | 13 |
| 5 | LIMA Cindy Orquidea | 15:01 | 3/3 | 100 | 3/3 | 100 | | | 2/6 | 33 | 4 | 1 | 5 | | 1 | 2 | | 3 | 6 | 8 |
| *9 | PALAU Laia | 23:44 | 3/6 | 50 | 2/5 | 40 | 1/1 | 100 | | | | 1 | 1 | 1 | 2 | | | 4 | | 7 |
| *15 | TORRENS Alba | 12:51 | 2/6 | 33 | 1/4 | 25 | 1/2 | 50 | 2/2 | 100 | | 1 | 1 | 1 | 1 | 1 | | 2 | 1 | 7 |
| *8 | PASCUA Maria Lucila | 23:00 | 2/6 | 33 | 2/6 | 33 | | | 1/2 | 50 | 1 | 5 | 6 | | 1 | 1 | 1 | 3 | 3 | 5 |
| *10 | AGUILAR LOPEZ Elisa | 28:51 | 1/5 | 20 | 0/1 | 0 | 1/4 | 25 | | | 1 | 2 | 3 | | 1 | | | | | 3 |
| 6 | ABALDE Tamara | 4:19 | 1/1 | 100 | 1/1 | 100 | | | | | | 1 | 1 | | 1 | | | 1 | | 2 |
| 7 | SANCHEZ Isabel | 13:34 | 1/2 | 50 | 1/2 | 50 | | | | | | 1 | 1 | | | | | 1 | | 2 |
| 11 | MARTINEZ Nuria | 12:27 | 1/4 | 25 | 1/3 | 33 | 0/1 | 0 | | | 1 | 2 | 3 | | 2 | | | 2 | | 2 |
| 4 | NICHOLLS Laura | 0:50 | | | | | | | | | | | | | | | | | | 0 |
| 14 | REVUELTO Maria | 1:24 | | | | | | | | | | | | | | | | | | 0 |
| Team/Coach | | | | | | | | | | | | | | | | | | | | |
| Totals | | | 22/54 | 41 | 16/38 | 42 | 6/16 | 38 | 15/21 | 71 | 9 | 20 | 29 | 3 | 16 | 8 | 1 | 21 | 18 | 65 |
| Coach | PEREZ Evaristo | | | | | | | | | | | | | | | | | | | |
| Assistant Coach | LAPENA Victor Antonio GARCIA Susana Maria Fernanda | | | | | | | | | | | | | | | | | | | |

| | RUS | ESP |
|-----------------------|-----|-----|
| Points from Turnovers | 4 | 4 |
| Points in the Paint | 38 | 26 |
| Second Chance Points | 15 | 2 |
| Fast Break Points | 4 | 4 |

| | RUS | ESP |
|---------------------|-------------|-------------|
| Biggest Lead | 21 | 18 |
| Biggest Scoring Run | 9-0 (50-49) | 9-0 (10-28) |
| Lead Changes | 5 | |
| Times Tied | 4 | |

| Legend: | | | |
|---------|---------------------|-----|----------|
| % | Shooting Percentage | (C) | Captain |
| DR | Defensive Rebounds | FO | Fouls On |
| PF | Fouls | PTS | Points |
| TOT | Total Rebounds | | |
| * | Starters | | |
| M/A | Made/Attempts | | |
| Qx | Quarter Time | | |
| AS | Assists | | |
| MIN | Minutes Played | | |
| ST | Steals | | |
| BS | Blocked Shots | | |
| OR | Offensive Rebounds | | |
| TO | Turnovers | | |



OLYMPIC BASKETBALL GYMNASIUM
北京奥林匹克篮球馆
GYMNASE OLYMPIQUE DE BEIJING

BASKETBALL
篮球 / BASKETBALL

WOMEN
女子项目 / FEMMES

TUE 星期二 MAR
19 AUG 2008
20:00

QUARTERFINAL - GAME 64
1/4决赛 - 第64场 / QUART DE FINALE - MATCH 64



RESULTS

比赛成绩 / RÉSULTATS

USA 104 vs 60 KOR

Attendance: 11.083

Referee: SEIBEL Stephen (CAN)

Commissioner: MENJOUR Abderraouf (TUN)

Umpires: da SILVA Fatima (BRA); AL-AMIRI Mohammad (KUW)

| Scoring by 5 min intervals: | USA | Q1 | | Q2 | | Q3 | | Q4 | |
|-----------------------------|-----|-----|----|----|----|----|----|----|----|
| | | KOR | 8 | 25 | 41 | 51 | 62 | 77 | 88 |
| | | 6 | 21 | 25 | 30 | 34 | 39 | 51 | 60 |

USA - United States

| No. | Name | MIN | Field Goals | | 2 Points | | 3 Points | | Free Throws | | Rebounds | | | AS | TO | ST | BS | PF | FO | PTS |
|-----------------|------------------------------|-------|-------------|-------|----------|------|----------|-------|-------------|-----|----------|----|-----|----|----|----|----|----|-----|-----|
| | | | M/A | % | M/A | % | M/A | % | M/A | % | OR | DR | TOT | | | | | | | |
| 13 | FOWLES Sylvia | 21:33 | 12/17 | 71 | 12/17 | 71 | | | 2/3 | 67 | 8 | 6 | 14 | 2 | 1 | | 2 | | 5 | 26 |
| *12 | TAURASI Diana | 20:16 | 4/9 | 44 | 4/7 | 57 | 0/2 | 0 | 4/4 | 100 | 1 | 4 | 5 | 2 | 1 | | | 1 | 3 | 12 |
| 4 | PONDEXTER Cappie | 11:57 | 5/7 | 71 | 4/6 | 67 | 1/1 | 100 | | | 1 | 1 | 2 | 2 | 1 | 1 | | | 1 | 11 |
| 7 | LAWSON Kara | 19:46 | 4/5 | 80 | 1/1 | 100 | 3/4 | 75 | | | | 2 | 2 | 2 | | 1 | | 1 | 1 | 11 |
| *9 | LESLIE Lisa (C) | 14:07 | 5/9 | 56 | 5/9 | 56 | | | | | 1 | 4 | 5 | | 2 | 2 | 1 | 4 | | 10 |
| 15 | PARKER Candace | 17:55 | 3/5 | 60 | 3/5 | 60 | | | 2/4 | 50 | 1 | 3 | 4 | | 2 | 1 | | | 2 | 8 |
| 5 | AUGUSTUS Seimone | 19:44 | 3/8 | 38 | 3/8 | 38 | | | 1/2 | 50 | 1 | | 1 | 3 | | | | | 2 | 7 |
| 10 | CATCHINGS Tamika | 13:23 | 3/3 | 100 | 3/3 | 100 | | | | | | 5 | 5 | 2 | 1 | 1 | | | | 6 |
| *6 | BIRD Sue | 15:13 | 1/3 | 33 | 1/2 | 50 | 0/1 | 0 | 2/2 | 100 | 1 | 1 | 2 | 2 | | 1 | | | 2 | 4 |
| 8 | MILTON-JONES Delisha | 9:57 | 1/1 | 100 | 1/1 | 100 | | | 2/4 | 50 | 1 | 1 | 2 | | | | | 2 | 4 | 4 |
| *11 | THOMPSON Tina | 16:28 | 1/5 | 20 | 1/3 | 33 | 0/2 | 0 | 1/3 | 33 | 1 | 3 | 4 | | | 1 | | | 2 | 3 |
| *14 | SMITH Katie | 19:41 | 1/4 | 25 | 1/3 | 33 | 0/1 | 0 | | | 1 | 3 | 4 | 3 | | 1 | | 1 | 2 | 2 |
| Team/Coach | | | | | | | | | | | | | | | | | | | | |
| Totals | | 43/76 | 57 | 39/65 | 60 | 4/11 | 36 | 14/22 | 64 | 17 | 33 | 50 | 18 | 8 | 9 | 3 | 12 | 22 | 104 | |
| Coach | DONOVAN Anne | | | | | | | | | | | | | | | | | | | |
| Assistant Coach | GOESTENKORS Gail STALEY Dawn | | | | | | | | | | | | | | | | | | | |

KOR - Korea

| No. | Name | MIN | Field Goals | | 2 Points | | 3 Points | | Free Throws | | Rebounds | | | AS | TO | ST | BS | PF | FO | PTS |
|-----------------|-----------------|-------|-------------|-------|----------|------|----------|------|-------------|-----|----------|----|-----|----|----|----|----|----|----|-----|
| | | | M/A | % | M/A | % | M/A | % | M/A | % | OR | DR | TOT | | | | | | | |
| *14 | KIM Kweryong | 35:10 | 6/7 | 86 | 6/7 | 86 | | | 2/5 | 40 | | 5 | 5 | | 3 | | | 4 | 4 | 14 |
| *9 | JUNG Sunmin (C) | 26:06 | 6/10 | 60 | 5/9 | 56 | 1/1 | 100 | | | 3 | 1 | 4 | | 7 | 1 | | 5 | 1 | 13 |
| *10 | BEON Yeonha | 32:53 | 4/14 | 29 | 1/4 | 25 | 3/10 | 30 | 2/2 | 100 | | 1 | 1 | 1 | 1 | 1 | | 2 | 2 | 13 |
| 15 | SIN Jungja | 12:36 | 3/7 | 43 | 3/7 | 43 | | | | | | 2 | 2 | | 2 | | | 2 | 1 | 6 |
| 6 | CHOI Younah | 22:54 | 2/3 | 67 | 2/3 | 67 | | | 1/1 | 100 | 3 | 2 | 5 | 2 | 1 | | | 1 | 2 | 5 |
| 11 | PARK Jungeun | 23:01 | 2/9 | 22 | 1/2 | 50 | 1/7 | 14 | | | | 3 | 3 | 7 | | | | 3 | 1 | 5 |
| *5 | LEE Misun | 22:36 | 1/4 | 25 | 1/4 | 25 | | | | | | 2 | 2 | 1 | | 2 | | 3 | | 2 |
| 8 | LEE Jongae | 5:26 | 1/2 | 50 | 1/2 | 50 | | | | | | | | 1 | | | | 1 | | 2 |
| 4 | KIM Yeongok | 5:12 | 0/4 | 0 | | | 0/4 | 0 | | | | | | 2 | | | | 1 | | 0 |
| 7 | JIN Mijung | 2:40 | 0/1 | 0 | | | 0/1 | 0 | 0/2 | 0 | | | | 1 | | | | | 1 | 0 |
| 12 | HA Eunjoo | | | | | | | | | | | | | | | | | | | 0 |
| *13 | KIM Jungeun | 11:26 | 0/2 | 0 | | | 0/2 | 0 | | | 1 | 1 | 2 | 1 | | | | | | 0 |
| Team/Coach | | | | | | | | | | | | | | | | | | | | |
| Totals | | 25/63 | 40 | 20/38 | 53 | 5/25 | 20 | 5/10 | 50 | 7 | 17 | 24 | 16 | 14 | 4 | | | 22 | 12 | 60 |
| Coach | JUNG Duk Hwa | | | | | | | | | | | | | | | | | | | |
| Assistant Coach | WE Sungwoo | | | | | | | | | | | | | | | | | | | |

| | USA | KOR |
|-----------------------|-----|-----|
| Points from Turnovers | 12 | 7 |
| Points in the Paint | 66 | 28 |
| Second Chance Points | 22 | 6 |
| Fast Break Points | 8 | 2 |

| | USA | KOR |
|---------------------|--------------|-------------|
| Biggest Lead | 46 | 2 |
| Biggest Scoring Run | 11-0 (43-25) | 7-0 (84-50) |
| Lead Changes | 8 | |
| Times Tied | 3 | |

| Legend: | | | |
|---------|---------------------|-----|----------|
| % | Shooting Percentage | (C) | Captain |
| DR | Defensive Rebounds | FO | Fouls On |
| PF | Fouls | PTS | Points |
| TOT | Total Rebounds | | |
| * | Starters | | |
| M/A | Made/Attempts | | |
| Qx | Quarter Time | | |
| AS | Assists | | |
| MIN | Minutes Played | | |
| ST | Steals | | |
| BS | Blocked Shots | | |
| OR | Offensive Rebounds | | |
| TO | Turnovers | | |



OLYMPIC BASKETBALL GYMNASIUM
北京奥林匹克篮球馆
GYMNASE OLYMPIQUE DE BEIJING

BASKETBALL
篮球 / BASKETBALL

WOMEN
女子项目 / FEMMES

SEMIFINAL - GAME 69
半决赛 - 第69场 / DEMI-FINALE - MATCH 69



THU 星期四 JEU
21 AUG 2008
22:15

RESULTS

比赛成绩 / RÉSULTATS

CHN 56 vs 90 AUS

Attendance: 11.083

Referee: JULIEN Chantal (FRA)

Commissioner: TURAM Emir (TUR)

Umpires: FACCHINI Fabio (ITA); ARTEAGA Juan (ESP)

| Scoring by 5 min intervals: | | Q1 | | Q2 | | Q3 | | Q4 | |
|-----------------------------|-----|----|----|----|----|----|----|----|----|
| CHN | AUS | 6 | 11 | 16 | 18 | 25 | 39 | 46 | 56 |
| | | 10 | 13 | 22 | 34 | 43 | 57 | 73 | 90 |

CHN - China

| No. | Name | MIN | Field Goals | | 2 Points | | 3 Points | | Free Throws | | Rebounds | | | AS | TO | ST | BS | PF | FO | PTS |
|-----------------|----------------|-------|-------------|----|----------|----|----------|-----|-------------|-----|----------|----|-----|----|----|----|----|----|----|-----|
| | | | M/A | % | M/A | % | M/A | % | M/A | % | OR | DR | TOT | | | | | | | |
| *5 | BIAN Lan | 30:04 | 9/21 | 43 | 8/17 | 47 | 1/4 | 25 | 1/4 | 25 | 4 | 2 | 6 | 2 | 7 | | | 4 | 3 | 20 |
| *8 | MIAO Lijie (C) | 30:31 | 2/4 | 50 | 1/3 | 33 | 1/1 | 100 | 5/6 | 83 | | | | 1 | 5 | | | 3 | 5 | 10 |
| 12 | CHEN Xiaoli | 21:14 | 1/6 | 17 | 1/4 | 25 | 0/2 | 0 | 4/6 | 67 | 2 | 1 | 3 | | 4 | | | 1 | 4 | 6 |
| *15 | CHEN Nan | 21:58 | 2/8 | 25 | 2/8 | 25 | | | 2/3 | 67 | 3 | 3 | 6 | 1 | | 2 | 1 | 3 | 3 | 6 |
| *4 | SONG Xiaoyun | 31:17 | 2/7 | 29 | 1/5 | 20 | 1/2 | 50 | | | | 1 | 1 | 1 | 1 | 2 | | 2 | 1 | 5 |
| 13 | LIU Dan | 15:26 | 2/6 | 33 | 2/6 | 33 | | | 1/2 | 50 | 1 | 6 | 7 | | 1 | | 2 | 5 | 3 | 5 |
| 7 | ZHANG Wei | 5:17 | 1/2 | 50 | 1/2 | 50 | | | | | | 1 | 1 | 1 | | | | | | 2 |
| *10 | SUI Feifei | 25:44 | 0/2 | 0 | 0/2 | 0 | | | 2/2 | 100 | 1 | 6 | 7 | 1 | | | 1 | 1 | 3 | 2 |
| 6 | ZHANG Hanlan | | | | | | | | | | | | | | | | | | | 0 |
| 9 | ZHANG Yu | 0:18 | | | | | | | | | | | | | | | | | | 0 |
| 11 | SHAO Tingting | 14:03 | 0/3 | 0 | 0/3 | 0 | | | | | 1 | | 1 | | 1 | | | 1 | | 0 |
| 14 | ZHANG Xiaoni | 4:08 | 0/1 | 0 | 0/1 | 0 | | | | | | 2 | 2 | | 1 | | | 1 | | 0 |
| Team/Coach | | | | | | | | | | | | | | | | | | | | |
| Totals | | | 19/60 | 32 | 16/51 | 31 | 3/9 | 33 | 15/23 | 65 | 12 | 22 | 34 | 7 | 20 | 4 | 4 | 21 | 22 | 56 |
| Coach | MAHER Tom | | | | | | | | | | | | | | | | | | | |
| Assistant Coach | TIMMS Michele | | | | | | | | | | FAN Bin | | | | | | | | | |

AUS - Australia

| No. | Name | MIN | Field Goals | | 2 Points | | 3 Points | | Free Throws | | Rebounds | | | AS | TO | ST | BS | PF | FO | PTS |
|-----------------|--------------------|-------|-------------|----|----------|----|----------|-----|-------------|-----|----------------|----|-----|----|----|----|----|----|----|-----|
| | | | M/A | % | M/A | % | M/A | % | M/A | % | OR | DR | TOT | | | | | | | |
| *12 | SNELL Belinda | 28:49 | 7/20 | 35 | 7/13 | 54 | 0/7 | 0 | 2/2 | 100 | 4 | 3 | 7 | 4 | 3 | 2 | | 3 | 3 | 16 |
| *10 | HARROWER Kristi | 34:03 | 7/16 | 44 | 7/13 | 54 | 0/3 | 0 | | | 2 | 6 | 8 | 4 | 3 | 1 | | 2 | 4 | 14 |
| *15 | JACKSON Lauren (C) | 27:56 | 3/9 | 33 | 3/6 | 50 | 0/3 | 0 | 5/5 | 100 | 3 | 7 | 10 | 1 | | 1 | 2 | 4 | 6 | 11 |
| *8 | BATKOVIC Suzy | 21:02 | 3/8 | 38 | 3/7 | 43 | 0/1 | 0 | 4/6 | 67 | 5 | 8 | 13 | | 2 | | 2 | 3 | 10 | |
| 11 | SUMMERTON Laura | 18:52 | 4/5 | 80 | 4/5 | 80 | | | 2/2 | 100 | 1 | 1 | 2 | 1 | | | 2 | 2 | 10 | |
| *6 | SCREEN Jenni | 23:32 | 3/5 | 60 | 1/3 | 33 | 2/2 | 100 | | | 3 | 2 | 5 | | 1 | | 3 | 1 | 8 | |
| 14 | COX Rohanee | 17:02 | 4/8 | 50 | 4/6 | 67 | 0/2 | 0 | | | 1 | 1 | 2 | 1 | 1 | 1 | 2 | 1 | 8 | |
| 4 | PHILLIPS Erin | 5:48 | 2/3 | 67 | 0/1 | 0 | 2/2 | 100 | | | 1 | 1 | 2 | 1 | | | | | 6 | |
| 9 | GRIMA Hollie | 7:36 | 1/3 | 33 | 0/1 | 0 | 1/2 | 50 | 2/2 | 100 | 2 | | 2 | | 2 | | 2 | | 5 | |
| 13 | RANDALL Emma | 4:34 | | | | | | | 2/2 | 100 | | 1 | 1 | | | | 1 | 1 | 2 | |
| 5 | BEVILAQUA Tully | 10:46 | 0/1 | 0 | 0/1 | 0 | | | | | 1 | 3 | 4 | 1 | 1 | 2 | 2 | | 0 | |
| 7 | TAYLOR Penny | | | | | | | | | | | | | | | | | | 0 | |
| Team/Coach | | | | | | | | | | | | | | | | | | | | |
| Totals | | | 34/78 | 44 | 29/56 | 52 | 5/22 | 23 | 17/19 | 89 | 23 | 33 | 56 | 13 | 10 | 10 | 2 | 23 | 21 | 90 |
| Coach | STIRLING Jan | | | | | | | | | | | | | | | | | | | |
| Assistant Coach | FOX Gary | | | | | | | | | | LONERGAN Peter | | | | | | | | | |

| | CHN | AUS |
|-----------------------|-----|-----|
| Points from Turnovers | 4 | 12 |
| Points in the Paint | 18 | 40 |
| Second Chance Points | 4 | 17 |
| Fast Break Points | 3 | 8 |

| | CHN | AUS |
|---------------------|-------------|--------------|
| Biggest Lead | 2 | 34 |
| Biggest Scoring Run | 5-0 (41-57) | 12-0 (44-71) |
| Lead Changes | 2 | |
| Times Tied | 3 | |

| Legend: | | |
|---------|---------------------|-----------------------|
| % | Shooting Percentage | (C) Captain |
| DR | Defensive Rebounds | FO Fouls On |
| PF | Fouls | PTS Points |
| TOT | Total Rebounds | |
| * | Starters | AS Assists |
| M/A | Made/Attempts | MIN Minutes Played |
| Qx | Quarter Time | ST Steals |
| | | BS Blocked Shots |
| | | OR Offensive Rebounds |
| | | TO Turnovers |



RESULTS

比赛成绩 / RÉSULTATS

RUS 52 vs 67 USA

Attendance: 11.083

Referee: MARANHO Cristiano (BRA)

Commissioner: LEE Kak-Kuan (MAS)

Umpires: LAMONICA Luigi (ITA); TATIC Jasmina (SRB)

| Scoring by 5 min intervals: | | Q1 | | Q2 | | Q3 | | Q4 | |
|-----------------------------|--|----|----|----|----|----|----|----|----|
| RUS | | 8 | 16 | 23 | 32 | 38 | 40 | 46 | 52 |
| USA | | 5 | 13 | 21 | 33 | 43 | 48 | 58 | 67 |

RUS - Russian Fed.

| No. | Name | MIN | Field Goals | | 2 Points | | 3 Points | | Free Throws | | Rebounds | | | AS | TO | ST | BS | PF | FO | PTS |
|-----------------|------------------------|-------|-------------|----|----------|----|----------|----|-------------|----|-------------------|----|-----|----|----|----|----|----|----|-----|
| | | | M/A | % | M/A | % | M/A | % | M/A | % | OR | DR | TOT | | | | | | | |
| *11 | STEPANOVA Maria | 26:27 | 7/12 | 58 | 7/12 | 58 | | | | | | 5 | 5 | 1 | | 3 | 2 | 4 | 2 | 14 |
| 9 | SHCHEGOLEVA Tatiana | 25:55 | 3/11 | 27 | 2/7 | 29 | 1/4 | 25 | 5/6 | 83 | 1 | 5 | 6 | 2 | | | | 4 | 8 | 12 |
| *10 | KORSTIN Ilona | 33:10 | 4/11 | 36 | 4/10 | 40 | 0/1 | 0 | 3/6 | 50 | 3 | 5 | 8 | 1 | 4 | | | 3 | 5 | 11 |
| 14 | ABROSIMOVA Svetlana | 29:38 | 4/10 | 40 | 4/8 | 50 | 0/2 | 0 | | | 2 | 3 | 5 | 1 | 2 | 1 | | 3 | 1 | 8 |
| *7 | HAMMON Rebekka Linn | 24:06 | 1/6 | 17 | 1/2 | 50 | 0/4 | 0 | 1/2 | 50 | | 1 | 1 | 1 | 2 | 1 | | | 1 | 3 |
| *5 | RAKHMATULINA Oxana | 24:25 | 1/4 | 25 | 1/2 | 50 | 0/2 | 0 | 0/2 | 0 | 1 | 2 | 3 | 1 | 4 | 1 | | 2 | 1 | 2 |
| *15 | OSIPOVA Irina | 26:30 | 1/3 | 33 | 1/2 | 50 | 0/1 | 0 | | | 2 | 2 | 4 | 1 | 2 | 1 | | 3 | | 2 |
| 4 | KUZINA Marina | 1:08 | | | | | | | | | | | | | | 1 | | | | 0 |
| 6 | VODOPYANOVA Natalia | 1:51 | | | | | | | | | | | | 1 | | | | | | 0 |
| 8 | KARPUNINA Marina | 6:50 | 0/1 | 0 | 0/1 | 0 | | | 0/2 | 0 | | 1 | 1 | 1 | 1 | | | | 1 | 0 |
| 12 | LISINA Ekaterina | | | | | | | | | | | | | | | | | | | 0 |
| 13 | SOKOLOVSKAYA Irina (C) | | | | | | | | | | | | | | | | | | | 0 |
| Team/Coach | | | | | | | | | | | | | | | | | | | | |
| Totals | | | 21/58 | 36 | 20/44 | 45 | 1/14 | 7 | 9/18 | 50 | 9 | 24 | 33 | 6 | 18 | 8 | 3 | 19 | 19 | 52 |
| Coach | GRUDIN Igor | | | | | | | | | | | | | | | | | | | |
| Assistant Coach | HEJKOVA Natalia | | | | | | | | | | SOKOLOVSKIY Boris | | | | | | | | | |

USA - United States

| No. | Name | MIN | Field Goals | | 2 Points | | 3 Points | | Free Throws | | Rebounds | | | AS | TO | ST | BS | PF | FO | PTS |
|-----------------|----------------------|-------|-------------|----|----------|----|----------|----|-------------|-----|-------------|----|-----|----|----|----|----|----|----|-----|
| | | | M/A | % | M/A | % | M/A | % | M/A | % | OR | DR | TOT | | | | | | | |
| *12 | TAURASI Diana | 30:52 | 7/12 | 58 | 2/4 | 50 | 5/8 | 63 | 2/2 | 100 | 1 | 8 | 9 | 2 | 2 | 2 | | 1 | 3 | 21 |
| *11 | THOMPSON Tina | 24:54 | 5/13 | 38 | 2/9 | 22 | 3/4 | 75 | 2/2 | 100 | 2 | 2 | 4 | 1 | 3 | 2 | | 4 | 2 | 15 |
| 13 | FOWLES Sylvia | 20:35 | 3/7 | 43 | 3/7 | 43 | | | 2/4 | 50 | 4 | 6 | 10 | 1 | 5 | 1 | 1 | 3 | 5 | 8 |
| *9 | LESLIE Lisa (C) | 15:56 | 2/7 | 29 | 2/7 | 29 | | | 1/4 | 25 | 1 | 2 | 3 | | 5 | 1 | 1 | 1 | 2 | 5 |
| *14 | SMITH Katie | 24:09 | 2/7 | 29 | 1/3 | 33 | 1/4 | 25 | | | 1 | 1 | 2 | 3 | 1 | | | 1 | | 5 |
| 5 | AUGUSTUS Seimone | 9:08 | 2/5 | 40 | 2/5 | 40 | | | | | 1 | 1 | 2 | | 1 | | | 1 | | 4 |
| 10 | CATCHINGS Tamika | 21:36 | 0/3 | 0 | 0/2 | 0 | 0/1 | 0 | 4/6 | 67 | 5 | 3 | 8 | | 1 | 2 | | 3 | 4 | 4 |
| 15 | PARKER Candace | 12:50 | 1/3 | 33 | 1/3 | 33 | | | 1/2 | 50 | 5 | 3 | 8 | | 1 | | | 2 | 1 | 3 |
| 7 | LAWSON Kara | 11:51 | 0/1 | 0 | | | 0/1 | 0 | 2/2 | 100 | | 2 | 2 | | 1 | | | 2 | 1 | 2 |
| 4 | PONDEXTER Cappie | 4:25 | 0/3 | 0 | 0/2 | 0 | 0/1 | 0 | | | | | | 2 | 1 | | | | | 0 |
| *6 | BIRD Sue | 23:44 | 0/5 | 0 | 0/3 | 0 | 0/2 | 0 | | | 1 | 3 | 4 | 2 | 1 | 3 | | 1 | 1 | 0 |
| 8 | MILTON-JONES Delisha | | | | | | | | | | | | | | | | | | | 0 |
| Team/Coach | | | | | | | | | | | | | | | | | | | | |
| Totals | | | 22/66 | 33 | 13/45 | 29 | 9/21 | 43 | 14/22 | 64 | 21 | 31 | 52 | 11 | 22 | 11 | 2 | 19 | 19 | 67 |
| Coach | DONOVAN Anne | | | | | | | | | | | | | | | | | | | |
| Assistant Coach | GOESTENKORS Gail | | | | | | | | | | STALEY Dawn | | | | | | | | | |

| | RUS | USA |
|-----------------------|-----|-----|
| Points from Turnovers | 4 | 3 |
| Points in the Paint | 38 | 24 |
| Second Chance Points | 9 | 4 |
| Fast Break Points | 2 | 2 |

| | RUS | USA |
|---------------------|-------------|--------------|
| Biggest Lead | 7 | 17 |
| Biggest Scoring Run | 8-0 (38-33) | 12-0 (38-45) |
| Lead Changes | 10 | |
| Times Tied | 5 | |

| Legend: | | | |
|---------|---------------------|-----|----------------|
| % | Shooting Percentage | (C) | Captain |
| DR | Defensive Rebounds | FO | Fouls On |
| PF | Fouls | PTS | Points |
| TOT | Total Rebounds | | |
| * | Starters | M/A | Made/Attempts |
| AS | Assists | Qx | Quarter Time |
| BS | Blocked Shots | MIN | Minutes Played |
| OR | Offensive Rebounds | ST | Steals |
| TO | Turnovers | | |



OLYMPIC BASKETBALL GYMNASIUM
北京奥林匹克篮球馆
GYMNASE OLYMPIQUE DE BEIJING

SAT 星期六 SAM
23 AUG 2008
19:30

BASKETBALL
篮球 / BASKETBALL

WOMEN
女子项目 / FEMMES

BRONZE MEDAL GAME - GAME 73
3-4名决赛 - 第73场 / MATCH DE BRONZE - MATCH 73



RESULTS

比赛成绩 / RÉSULTATS

CHN 81 vs 94 RUS

Attendance: 11.083

Referee: BUTLER Scott (AUS)

Commissioner: FONTANA Geraldo (BRA)

Umpires: BLAUCH Susan (USA); SUDEK Petr (SVK)

| Scoring by 5 min intervals: | | Q1 | | Q2 | | Q3 | | Q4 | |
|-----------------------------|--|----|----|----|----|----|----|----|----|
| CHN | | 12 | 23 | 30 | 39 | 46 | 57 | 66 | 81 |
| RUS | | 9 | 24 | 36 | 52 | 63 | 72 | 80 | 94 |

CHN - China

| No. | Name | MIN | Field Goals | | 2 Points | | 3 Points | | Free Throws | | Rebounds | | | AS | TO | ST | BS | PF | FO | PTS |
|-----------------|----------------|-------|-------------|-----|----------|-----|----------|-----|-------------|-----|----------|----|-----|----|----|----|----|----|----|-----|
| | | | M/A | % | M/A | % | M/A | % | M/A | % | OR | DR | TOT | | | | | | | |
| *15 | CHEN Nan | 36:50 | 9/12 | 75 | 9/12 | 75 | | | 8/10 | 80 | 1 | 2 | 3 | 1 | 2 | | | 2 | 6 | 26 |
| *5 | BIAN Lan | 32:20 | 8/12 | 67 | 7/9 | 78 | 1/3 | 33 | | | 4 | 2 | 6 | 2 | 2 | 2 | | 3 | 2 | 17 |
| *8 | MIAO Lijie (C) | 36:37 | 6/15 | 40 | 5/13 | 38 | 1/2 | 50 | 3/3 | 100 | | 3 | 3 | 3 | 2 | | | 2 | 5 | 16 |
| *10 | SUI Feifei | 23:36 | 3/6 | 50 | 3/6 | 50 | | | 1/2 | 50 | 1 | 5 | 6 | | | | | 3 | 3 | 7 |
| *4 | SONG Xiaoyun | 38:22 | 2/6 | 33 | 1/3 | 33 | 1/3 | 33 | 1/2 | 50 | 1 | 3 | 4 | 7 | 1 | 1 | | 2 | 3 | 6 |
| 13 | LIU Dan | 9:11 | 1/1 | 100 | 1/1 | 100 | | | 3/4 | 75 | | 3 | 3 | | 2 | | 1 | 1 | 2 | 5 |
| 12 | CHEN Xiaoli | 17:44 | 1/3 | 33 | 0/2 | 0 | 1/1 | 100 | 1/2 | 50 | | 2 | 2 | | 2 | | | 5 | 1 | 4 |
| 6 | ZHANG Hanlan | 1:38 | | | | | | | | | | 1 | 1 | | | | | | | 0 |
| 7 | ZHANG Wei | 1:47 | | | | | | | | | | | | | | | | | | 0 |
| 9 | ZHANG Yu | 1:55 | | | | | | | | | | | | | | | | | | 0 |
| 11 | SHAO Tingting | | | | | | | | | | | | | | | | | | | 0 |
| 14 | ZHANG Xiaoni | | | | | | | | | | | | | | | | | | | 0 |
| Team/Coach | | | | | | | | | | | | | | | | | | | | |
| Totals | | | 30/55 | 55 | 26/46 | 57 | 4/9 | 44 | 17/23 | 74 | 7 | 21 | 28 | 13 | 13 | 3 | 1 | 18 | 22 | 81 |
| Coach | MAHER Tom | | | | | | | | | | | | | | | | | | | |
| Assistant Coach | TIMMS Michele | | | | | | | | | | FAN Bin | | | | | | | | | |

RUS - Russian Fed.

| No. | Name | MIN | Field Goals | | 2 Points | | 3 Points | | Free Throws | | Rebounds | | | AS | TO | ST | BS | PF | FO | PTS |
|-----------------|------------------------|-------|-------------|----|----------|-----|----------|-----|-------------|-----|-------------------|----|-----|----|----|----|----|----|----|-----|
| | | | M/A | % | M/A | % | M/A | % | M/A | % | OR | DR | TOT | | | | | | | |
| 7 | HAMMON Rebekka Linn | 27:37 | 6/9 | 67 | 2/3 | 67 | 4/6 | 67 | 6/6 | 100 | 1 | 1 | 2 | 1 | 4 | 3 | 1 | 1 | 4 | 22 |
| 9 | SHCHEGOLEVA Tatiana | 27:23 | 5/9 | 56 | 3/7 | 43 | 2/2 | 100 | 3/3 | 100 | 1 | 1 | 2 | 2 | | 2 | | 3 | 4 | 15 |
| *11 | STEPANOVA Maria | 19:50 | 7/13 | 54 | 7/13 | 54 | | | 1/2 | 50 | 3 | 6 | 9 | 3 | 1 | 1 | | 5 | 2 | 15 |
| *10 | KORSTIN Ilona | 32:15 | 5/11 | 45 | 5/9 | 56 | 0/2 | 0 | 1/2 | 50 | 2 | 4 | 6 | 3 | 3 | 2 | | 2 | 2 | 11 |
| *5 | RAKHMATULINA Oxana | 19:19 | 4/5 | 80 | 3/3 | 100 | 1/2 | 50 | | | | 2 | 2 | | | | | 2 | | 9 |
| *15 | OSIPOVA Irina | 30:23 | 4/9 | 44 | 4/9 | 44 | | | 0/2 | 0 | 2 | 4 | 6 | 1 | | 2 | 1 | | 2 | 8 |
| 8 | KARPUNINA Marina | 15:18 | 3/4 | 75 | 2/2 | 100 | 1/2 | 50 | | | 1 | | 1 | 5 | | 1 | | 4 | 2 | 7 |
| *14 | ABROSIMOVA Svetlana | 23:29 | 3/7 | 43 | 2/5 | 40 | 1/2 | 50 | 0/2 | 0 | 2 | 3 | 5 | 4 | 1 | 1 | | 4 | 2 | 7 |
| 4 | KUZINA Marina | 0:53 | | | | | | | | | | | | | | | | 1 | | 0 |
| 6 | VODOPYANOVA Natalia | 0:53 | | | | | | | | | | 1 | 1 | | | | | | | 0 |
| 12 | LISINA Ekaterina | 1:31 | | | | | | | | | | | | | | | | | | 0 |
| 13 | SOKOLOVSKAYA Irina (C) | 1:09 | 0/2 | 0 | 0/1 | 0 | 0/1 | 0 | | | | 1 | 1 | | | | 1 | | | 0 |
| Team/Coach | | | | | | | | | | | | | | | | | | | | |
| Totals | | | 37/69 | 54 | 28/52 | 54 | 9/17 | 53 | 11/17 | 65 | 12 | 22 | 34 | 22 | 8 | 10 | 2 | 22 | 18 | 94 |
| Coach | GRUDIN Igor | | | | | | | | | | | | | | | | | | | |
| Assistant Coach | HEJKOVA Natalia | | | | | | | | | | SOKOLOVSKIY Boris | | | | | | | | | |

| | CHN | RUS |
|-----------------------|-----|-----|
| Points from Turnovers | | 14 |
| Points in the Paint | 32 | 44 |
| Second Chance Points | 4 | 13 |
| Fast Break Points | 2 | 7 |

| | CHN | RUS |
|---------------------|------------|-------------|
| Biggest Lead | 4 | 19 |
| Biggest Scoring Run | 8-0 (10-6) | 9-0 (30-40) |
| Lead Changes | 6 | |
| Times Tied | 2 | |

| Legend: | | |
|---------|---------------------|-----------------------|
| % | Shooting Percentage | (C) Captain |
| DR | Defensive Rebounds | FO Fouls On |
| PF | Fouls | PTS Points |
| TOT | Total Rebounds | |
| * | Starters | AS Assists |
| M/A | Made/Attempts | MIN Minutes Played |
| Qx | Quarter Time | ST Steals |
| | | BS Blocked Shots |
| | | OR Offensive Rebounds |
| | | TO Turnovers |



OLYMPIC BASKETBALL GYMNASIUM
北京奥林匹克篮球馆
GYMNASE OLYMPIQUE DE BEIJING

SAT 星期六 SAM
23 AUG 2008
22:00

BASKETBALL
篮球 / BASKETBALL

WOMEN
女子项目 / FEMMES

GOLD MEDAL GAME - GAME 74
冠军决赛 - 第74场 / MATCH D'OR - MATCH 74



RESULTS

比赛成绩 / RÉSULTATS

AUS 65 vs 92 USA

Attendance: 11.083

Referee: ZAVLANOS Nikolaos (GRE)

Commissioner: SUURKASK Valdu (EST)

Umpires: JULIEN Chantal (FRA); HIRAHARA Yuji (JPN)

Scoring by 5 min intervals:

| | Q1 | | Q2 | | Q3 | | Q4 | |
|-----|----|----|----|----|----|----|----|----|
| AUS | 9 | 15 | 21 | 30 | 44 | 54 | 61 | 65 |
| USA | 6 | 22 | 36 | 47 | 59 | 69 | 81 | 92 |

AUS - Australia

| No. | Name | MIN | Field Goals | | 2 Points | | 3 Points | | Free Throws | | Rebounds | | | AS | TO | ST | BS | PF | FO | PTS |
|-----------------|--------------------|-------------------------|-------------|-----|----------|-----|----------|----|-------------|-----|----------|----|-----|----|----|----|----|----|----|-----|
| | | | M/A | % | M/A | % | M/A | % | M/A | % | OR | DR | TOT | | | | | | | |
| *15 | JACKSON Lauren (C) | 33:44 | 5/14 | 36 | 3/10 | 30 | 2/4 | 50 | 8/11 | 73 | 6 | 4 | 10 | | 3 | | 1 | 5 | 9 | 20 |
| *12 | SNELL Belinda | 29:11 | 4/8 | 50 | 1/2 | 50 | 3/6 | 50 | 4/5 | 80 | 1 | 3 | 4 | | 1 | 1 | | | 3 | 15 |
| *8 | BATKOVIC Suzy | 21:23 | 3/14 | 21 | 3/12 | 25 | 0/2 | 0 | 2/2 | 100 | 6 | 3 | 9 | 1 | 2 | 1 | | 1 | 2 | 8 |
| *7 | TAYLOR Penny | 22:44 | 1/7 | 14 | 1/7 | 14 | | | 4/4 | 100 | 2 | | 2 | 1 | 2 | 1 | | 4 | 4 | 6 |
| *10 | HARROWER Kristi | 30:52 | 2/14 | 14 | 2/10 | 20 | 0/4 | 0 | 1/2 | 50 | 2 | 1 | 3 | 1 | 1 | 1 | | 1 | 2 | 5 |
| 5 | BEVILAQUA Tully | 13:30 | 1/3 | 33 | 0/1 | 0 | 1/2 | 50 | | | 1 | | 1 | 1 | | | | 1 | 1 | 3 |
| 6 | SCREEN Jenni | 12:44 | 1/4 | 25 | 1/2 | 50 | 0/2 | 0 | | | 1 | 1 | 2 | | | | | 1 | | 2 |
| 9 | GRIMA Hollie | 9:07 | 1/3 | 33 | 1/3 | 33 | | | | | 2 | 2 | 4 | 2 | | | | 1 | 1 | 2 |
| 13 | RANDALL Emma | 2:03 | 1/1 | 100 | 1/1 | 100 | | | | | | 1 | 1 | | | | | | | 2 |
| 11 | SUMMERTON Laura | 13:43 | 0/3 | 0 | 0/3 | 0 | | | 1/2 | 50 | 1 | | 1 | 1 | 1 | | | 5 | 2 | 1 |
| 14 | COX Rohanee | 10:59 | 0/5 | 0 | 0/3 | 0 | 0/2 | 0 | 1/2 | 50 | 1 | 2 | 3 | | 1 | | 1 | 2 | 1 | 1 |
| 4 | PHILLIPS Erin | | | | | | | | | | | | | | | | | | | 0 |
| Team/Coach | | | | | | | | | | | | | | | | | | | | |
| Totals | | | 19/76 | 25 | 13/54 | 24 | 6/22 | 27 | 21/28 | 75 | 23 | 17 | 40 | 7 | 11 | 4 | 2 | 21 | 25 | 65 |
| Coach | | STIRLING Jan | | | | | | | | | | | | | | | | | | |
| Assistant Coach | | FOX Gary LONERGAN Peter | | | | | | | | | | | | | | | | | | |

USA - United States

| No. | Name | MIN | Field Goals | | 2 Points | | 3 Points | | Free Throws | | Rebounds | | | AS | TO | ST | BS | PF | FO | PTS |
|-----------------|----------------------|------------------------------|-------------|-----|----------|-----|----------|-----|-------------|-----|----------|----|-----|----|----|----|----|----|----|-----|
| | | | M/A | % | M/A | % | M/A | % | M/A | % | OR | DR | TOT | | | | | | | |
| 7 | LAWSON Kara | 18:14 | 5/5 | 100 | 4/4 | 100 | 1/1 | 100 | 4/4 | 100 | | 3 | 3 | 2 | 1 | 1 | | 1 | 3 | 15 |
| *9 | LESLIE Lisa (C) | 20:08 | 7/9 | 78 | 7/9 | 78 | | | 0/1 | 0 | 1 | 6 | 7 | 1 | 4 | | 2 | 5 | 1 | 14 |
| 15 | PARKER Candace | 10:18 | 4/4 | 100 | 4/4 | 100 | | | 6/8 | 75 | 1 | 3 | 4 | | | 1 | 1 | 5 | 14 | |
| 13 | FOWLES Sylvia | 18:11 | 5/8 | 63 | 5/8 | 63 | | | 3/4 | 75 | 1 | 4 | 5 | 2 | 3 | 1 | 1 | 2 | 2 | 13 |
| *11 | THOMPSON Tina | 31:23 | 2/6 | 33 | 2/4 | 50 | 0/2 | 0 | 4/4 | 100 | | 5 | 5 | 4 | 2 | | | 3 | 5 | 8 |
| *12 | TAURASI Diana | 11:14 | 1/2 | 50 | | | 1/2 | 50 | 4/4 | 100 | 1 | 2 | 3 | 3 | 1 | | | 5 | 2 | 7 |
| 10 | CATCHINGS Tamika | 23:55 | 3/4 | 75 | 3/4 | 75 | | | | | 1 | 4 | 5 | 2 | 1 | 1 | 1 | 2 | | 6 |
| 4 | PONDEXTER Cappie | 9:23 | 2/5 | 40 | 2/4 | 50 | 0/1 | 0 | | | | | | 1 | 1 | | | 1 | | 4 |
| 5 | AUGUSTUS Seimone | 16:32 | 1/6 | 17 | 1/6 | 17 | | | 2/2 | 100 | 1 | 5 | 6 | 1 | | | | 1 | 1 | 4 |
| *6 | BIRD Sue | 21:46 | 2/5 | 40 | 2/4 | 50 | 0/1 | 0 | | | | 2 | 2 | | | | | 2 | | 4 |
| 8 | MILTON-JONES Delisha | 2:03 | 1/1 | 100 | 1/1 | 100 | | | 1/1 | 100 | | | | | | | | | 1 | 3 |
| *14 | SMITH Katie | 16:53 | 0/1 | 0 | | | 0/1 | 0 | | | | 1 | 1 | 2 | 1 | 1 | | 2 | 1 | 0 |
| Team/Coach | | | | | | | | | | | | | | | | | | | | |
| Totals | | | 33/56 | 59 | 31/48 | 65 | 2/8 | 25 | 24/28 | 86 | 6 | 35 | 41 | 17 | 14 | 5 | 5 | 25 | 21 | 92 |
| Coach | | DONOVAN Anne | | | | | | | | | | | | | | | | | | |
| Assistant Coach | | GOESTENKORS Gail STALEY Dawn | | | | | | | | | | | | | | | | | | |

| | AUS | USA |
|-----------------------|-----|-----|
| Points from Turnovers | | 8 |
| Points in the Paint | 20 | 42 |
| Second Chance Points | 18 | 7 |
| Fast Break Points | | 8 |

| | AUS | USA |
|---------------------|-------------|-------------|
| Biggest Lead | 5 | 27 |
| Biggest Scoring Run | 7-0 (38-51) | 9-0 (15-25) |
| Lead Changes | | 1 |
| Times Tied | | 3 |

| Legend: | | |
|---------|---------------------|-----------------------|
| % | Shooting Percentage | (C) Captain |
| DR | Defensive Rebounds | FO Fouls On |
| PF | Fouls | PTS Points |
| TOT | Total Rebounds | |
| * | Starters | AS Assists |
| M/A | Made/Attempts | MIN Minutes Played |
| Qx | Quarter Time | ST Steals |
| | | BS Blocked Shots |
| | | OR Offensive Rebounds |
| | | TO Turnovers |



CUMULATIVE STATISTICS
累积技术统计 / STATISTIQUES CUMULATIVES

USA - United States

After 8 games

| No. | Name | GP | MIN | MPG | Field Goals | | 2 Points | | 3 Points | | Free Throws | | Rebounds | | | AS | TO | ST | BS | PF | FO | PTS | PPG |
|------------------|----------------------|----|-----|-------|-------------|----|----------|----|----------|----|-------------|-----|----------|-----|-----|-----|-----|----|----|-----|-----|-----|------|
| | | | | | M/A | % | M/A | % | M/A | % | M/A | % | OR | DR | TOT | | | | | | | | |
| 13 | FOWLES Sylvia | 8 | 142 | 17:44 | 45/70 | 64 | 45/70 | 64 | | | 17/25 | 68 | 23 | 44 | 67 | 7 | 20 | 3 | 7 | 14 | 22 | 107 | 13.4 |
| 11 | THOMPSON Tina | 8 | 175 | 21:52 | 38/77 | 49 | 29/55 | 53 | 9/22 | 41 | 17/23 | 74 | 13 | 18 | 31 | 12 | 12 | 5 | 1 | 14 | 20 | 102 | 12.8 |
| 12 | TAURASI Diana | 8 | 156 | 19:32 | 30/61 | 49 | 18/33 | 55 | 12/28 | 43 | 15/15 | 100 | 5 | 26 | 31 | 19 | 6 | 7 | 2 | 17 | 16 | 87 | 10.9 |
| 9 | LESLIE Lisa | 8 | 144 | 17:57 | 38/66 | 58 | 38/66 | 58 | | | 5/12 | 42 | 18 | 38 | 56 | 4 | 21 | 9 | 11 | 19 | 16 | 81 | 10.1 |
| 15 | PARKER Candace | 8 | 131 | 16:20 | 27/44 | 61 | 27/43 | 63 | 0/1 | 0 | 21/31 | 68 | 13 | 23 | 36 | 6 | 9 | 7 | 4 | 14 | 22 | 75 | 9.4 |
| 5 | AUGUSTUS Seimone | 8 | 141 | 17:36 | 27/58 | 47 | 27/57 | 47 | 0/1 | 0 | 9/11 | 82 | 7 | 11 | 18 | 11 | 3 | 4 | 1 | 6 | 8 | 63 | 7.9 |
| 7 | LAWSON Kara | 8 | 131 | 16:21 | 21/32 | 66 | 13/18 | 72 | 8/14 | 57 | 6/6 | 100 | 1 | 15 | 16 | 24 | 7 | 8 | 1 | 7 | 5 | 56 | 7.0 |
| 10 | CATCHINGS Tamika | 8 | 129 | 16:05 | 21/29 | 72 | 16/22 | 73 | 5/7 | 71 | 7/12 | 58 | 16 | 19 | 35 | 14 | 8 | 14 | 4 | 12 | 9 | 54 | 6.8 |
| 4 | PONDEXTER Cappie | 8 | 94 | 11:46 | 22/38 | 58 | 18/29 | 62 | 4/9 | 44 | 3/4 | 75 | 1 | 6 | 7 | 17 | 8 | 5 | | 10 | 3 | 51 | 6.4 |
| 14 | SMITH Katie | 8 | 144 | 18:02 | 16/38 | 42 | 12/20 | 60 | 4/18 | 22 | 3/3 | 100 | 5 | 15 | 20 | 15 | 5 | 5 | | 15 | 6 | 39 | 4.9 |
| 6 | BIRD Sue | 8 | 148 | 18:27 | 10/31 | 32 | 8/21 | 38 | 2/10 | 20 | 2/4 | 50 | 5 | 13 | 18 | 14 | 5 | 14 | | 7 | 4 | 24 | 3.0 |
| 8 | MILTON-JONES Delisha | 7 | 66 | 9:22 | 5/9 | 56 | 5/9 | 56 | | | 5/7 | 71 | 2 | 7 | 9 | 3 | 1 | 1 | | 8 | 9 | 15 | 2.1 |
| Team/Coach | | | | | | | | | | | | | | | | | | | | | | | |
| Totals | | | | | 300/553 | 54 | 256/443 | 58 | 44/110 | 40 | 110/153 | 72 | 109 | 235 | 344 | 146 | 105 | 82 | 31 | 143 | 140 | 754 | 94.3 |
| Opponents | | | | | 162/478 | 34 | 122/336 | 36 | 40/142 | 28 | 89/137 | 65 | 90 | 153 | 244 | 81 | 160 | 44 | 10 | 141 | 143 | 453 | 56.6 |

AVERAGES PER GAME

| | USA | Opponents |
|-----------------------|-----|-----------|
| Points from Turnovers | 81 | 32 |
| Points in the Paint | 394 | 180 |
| Second Chance Points | 100 | 62 |
| Fast Break Points | 75 | 15 |

| | USA | Opponents |
|---------------------------|------|-----------|
| Total Field Goals Made | 37.5 | 20.3 |
| 2 Points Field Goals Made | 32.0 | 15.3 |
| 3 Points Field Goals Made | 5.5 | 5.0 |
| Free Throws Made | 13.8 | 11.1 |
| Offensive Rebounds | 13.6 | 11.3 |
| Defensive Rebounds | 29.4 | 19.1 |
| Total Rebounds | 43.0 | 30.5 |
| Assists | 18.3 | 10.1 |
| Fouls | 17.9 | 17.6 |
| Turnovers | 13.1 | 20.0 |
| Steals | 10.3 | 5.5 |
| Blocked Shots | 3.9 | 1.3 |
| Points from Turnovers | 10.1 | 4.0 |
| Points in the Paint | 49.3 | 22.5 |
| Second Chance Points | 12.5 | 7.8 |
| Fast Break Points | 9.4 | 1.9 |

| Legend: | | | |
|---------|---------------------|-----|-------------------------|
| % | Shooting Percentage | AS | Assists |
| GP | Games Played | M/A | Made/Attempts |
| PF | Fouls | PPG | Points per Game |
| TOT | Total Rebounds | PTS | Points |
| | | BS | Blocked Shots |
| | | MIN | Minutes Played |
| | | MPG | Minutes Played per Game |
| | | DR | Defensive Rebounds |
| | | ST | Steals |
| | | FO | Foul On |
| | | OR | Offensive Rebounds |
| | | TO | Turnovers |



CUMULATIVE STATISTICS

累积技术统计 / STATISTIQUES CUMULATIVES

AUS - Australia

After 8 games

| No. | Name | GP | MIN | MPG | Field Goals | | 2 Points | | 3 Points | | Free Throws | | Rebounds | | | AS | TO | ST | BS | PF | FO | PTS | PPG |
|------------------|-----------------|----|-----|-------|-------------|----|----------|----|----------|----|-------------|-----|----------|-----|-----|-----|-----|----|----|-----|-----|-----|------|
| | | | | | M/A | % | M/A | % | M/A | % | M/A | % | OR | DR | TOT | | | | | | | | |
| 15 | JACKSON Lauren | 8 | 220 | 27:29 | 50/109 | 46 | 38/76 | 50 | 12/33 | 36 | 26/37 | 70 | 29 | 40 | 69 | 7 | 13 | 3 | 6 | 29 | 36 | 138 | 17.3 |
| 8 | BATKOVIC Suzy | 8 | 173 | 21:40 | 34/84 | 40 | 29/68 | 43 | 5/16 | 31 | 22/32 | 69 | 23 | 48 | 71 | 7 | 16 | 5 | 1 | 20 | 21 | 95 | 11.9 |
| 12 | SNELL Belinda | 8 | 214 | 26:41 | 32/76 | 42 | 21/40 | 53 | 11/36 | 31 | 16/18 | 89 | 20 | 27 | 47 | 18 | 13 | 13 | 1 | 11 | 18 | 91 | 11.4 |
| 7 | TAYLOR Penny | 7 | 171 | 24:23 | 26/62 | 42 | 22/47 | 47 | 4/15 | 27 | 22/25 | 88 | 15 | 30 | 45 | 16 | 15 | 15 | | 13 | 27 | 78 | 11.1 |
| 10 | HARROWER Kristi | 8 | 238 | 29:45 | 29/85 | 34 | 21/56 | 38 | 8/29 | 28 | 8/12 | 67 | 11 | 20 | 31 | 35 | 14 | 13 | | 6 | 13 | 74 | 9.3 |
| 11 | SUMMERTON Laura | 8 | 130 | 16:15 | 20/40 | 50 | 19/38 | 50 | 1/2 | 50 | 20/28 | 71 | 11 | 12 | 23 | 6 | 5 | 1 | 1 | 17 | 18 | 61 | 7.6 |
| 14 | COX Rohanee | 8 | 94 | 11:47 | 13/41 | 32 | 11/25 | 44 | 2/16 | 13 | 12/13 | 92 | 12 | 12 | 24 | 2 | 7 | 2 | 1 | 12 | 12 | 40 | 5.0 |
| 9 | GRIMA Hollie | 8 | 82 | 10:14 | 8/21 | 38 | 7/18 | 39 | 1/3 | 33 | 9/14 | 64 | 12 | 14 | 26 | 3 | 6 | 4 | | 8 | 8 | 26 | 3.3 |
| 6 | SCREEN Jenni | 8 | 104 | 13:00 | 7/15 | 47 | 5/10 | 50 | 2/5 | 40 | 2/2 | 100 | 10 | 10 | 20 | 6 | 1 | 4 | | 12 | 2 | 18 | 2.3 |
| 5 | BEVILAQUA Tully | 8 | 106 | 13:15 | 5/20 | 25 | 3/11 | 27 | 2/9 | 22 | 4/6 | 67 | 3 | 13 | 16 | 8 | 4 | 14 | 1 | 14 | 6 | 16 | 2.0 |
| 4 | PHILLIPS Erin | 6 | 32 | 5:19 | 4/11 | 36 | 1/4 | 25 | 3/7 | 43 | | | 5 | 4 | 9 | 2 | 2 | 1 | | 1 | | 11 | 1.8 |
| 13 | RANDALL Emma | 7 | 36 | 5:07 | 4/10 | 40 | 4/10 | 40 | | | 2/3 | 67 | 2 | 5 | 7 | 2 | 3 | | | 7 | 4 | 10 | 1.4 |
| Team/Coach | | | | | | | | | | | | | | | | | | | | | | | |
| Totals | | | | | 232/574 | 40 | 181/403 | 45 | 51/171 | 30 | 143/190 | 75 | 153 | 235 | 388 | 112 | 99 | 75 | 11 | 150 | 165 | 658 | 82.3 |
| Opponents | | | | | 181/478 | 38 | 140/355 | 39 | 41/123 | 33 | 110/149 | 74 | 73 | 202 | 275 | 88 | 137 | 37 | 28 | 165 | 148 | 513 | 64.1 |

AVERAGES PER GAME

| | AUS | Opponents |
|-----------------------|-----|-----------|
| Points from Turnovers | 47 | 41 |
| Points in the Paint | 302 | 184 |
| Second Chance Points | 102 | 39 |
| Fast Break Points | 77 | 28 |

| | AUS | Opponents |
|---------------------------|------|-----------|
| Total Field Goals Made | 29.0 | 22.6 |
| 2 Points Field Goals Made | 22.6 | 17.5 |
| 3 Points Field Goals Made | 6.4 | 5.1 |
| Free Throws Made | 17.9 | 13.8 |
| Offensive Rebounds | 19.1 | 9.1 |
| Defensive Rebounds | 29.4 | 25.3 |
| Total Rebounds | 48.5 | 34.4 |
| Assists | 14.0 | 11.0 |
| Fouls | 18.8 | 20.6 |
| Turnovers | 12.4 | 17.1 |
| Steals | 9.4 | 4.6 |
| Blocked Shots | 1.4 | 3.5 |
| Points from Turnovers | 5.9 | 5.1 |
| Points in the Paint | 37.8 | 23.0 |
| Second Chance Points | 12.8 | 4.9 |
| Fast Break Points | 9.6 | 3.5 |

| Legend: | | | |
|---------|---------------------|-----|-------------------------|
| % | Shooting Percentage | AS | Assists |
| GP | Games Played | M/A | Made/Attempts |
| PF | Fouls | MPG | Minutes Played per Game |
| TOT | Total Rebounds | PPG | Points per Game |
| BS | Blocked Shots | PTS | Points |
| DR | Defensive Rebounds | ST | Steals |
| FO | Foul On | TO | Turnovers |
| | | OR | Offensive Rebounds |



CUMULATIVE STATISTICS
累积技术统计 / STATISTIQUES CUMULATIVES

RUS - Russian Fed.

After 8 games

| No. | Name | GP | MIN | MPG | Field Goals | | 2 Points | | 3 Points | | Free Throws | | Rebounds | | | AS | TO | ST | BS | PF | FO | PTS | PPG |
|------------------|---------------------|----|-----|-------|-------------|----|----------|----|----------|----|-------------|----|----------|-----|-----|----|-----|----|----|-----|-----|-----|------|
| | | | | | M/A | % | M/A | % | M/A | % | M/A | % | OR | DR | TOT | | | | | | | | |
| 7 | HAMMON Rebekka Linn | 8 | 201 | 25:03 | 37/68 | 54 | 22/38 | 58 | 15/30 | 50 | 15/16 | 94 | 4 | 10 | 14 | 10 | 28 | 6 | | 10 | 17 | 104 | 13.0 |
| 9 | SHCHEGOLEVA Tatiana | 8 | 222 | 27:43 | 32/70 | 46 | 25/54 | 46 | 7/16 | 44 | 27/33 | 82 | 16 | 30 | 46 | 12 | 17 | 9 | 1 | 15 | 48 | 98 | 12.3 |
| 10 | KORSTIN Ilona | 8 | 253 | 31:34 | 29/62 | 47 | 26/53 | 49 | 3/9 | 33 | 23/33 | 70 | 21 | 35 | 56 | 15 | 21 | 7 | 1 | 13 | 24 | 84 | 10.5 |
| 11 | STEPANOVA Maria | 8 | 157 | 19:36 | 31/75 | 41 | 31/74 | 42 | 0/1 | 0 | 13/21 | 62 | 12 | 40 | 52 | 9 | 8 | 5 | 5 | 22 | 19 | 75 | 9.4 |
| 14 | ABROSIMOVA Svetlana | 8 | 189 | 23:36 | 23/51 | 45 | 16/39 | 41 | 7/12 | 58 | 6/8 | 75 | 17 | 36 | 53 | 9 | 19 | 7 | 2 | 22 | 11 | 59 | 7.4 |
| 15 | OSIPOVA Irina | 8 | 217 | 27:06 | 21/55 | 38 | 20/52 | 38 | 1/3 | 33 | 12/22 | 55 | 18 | 36 | 54 | 9 | 16 | 11 | 11 | 16 | 18 | 55 | 6.9 |
| 5 | RAKHMATULINA Oxana | 8 | 169 | 21:09 | 18/43 | 42 | 14/26 | 54 | 4/17 | 24 | 2/8 | 25 | 4 | 13 | 17 | 17 | 14 | 8 | 1 | 21 | 6 | 42 | 5.3 |
| 8 | KARPUNINA Marina | 8 | 139 | 17:24 | 12/30 | 40 | 5/14 | 36 | 7/16 | 44 | 7/10 | 70 | 6 | 10 | 16 | 10 | 6 | 9 | | 13 | 9 | 38 | 4.8 |
| 4 | KUZINA Marina | 7 | 33 | 4:45 | 6/15 | 40 | 6/13 | 46 | 0/2 | 0 | 0/1 | 0 | | 8 | 8 | | 3 | 1 | 1 | 8 | 1 | 12 | 1.7 |
| 6 | VODOPYANOVA Natalia | 6 | 18 | 3:01 | 1/4 | 25 | 1/4 | 25 | | | | | | 2 | 2 | 1 | 1 | | | 2 | | 2 | 0.3 |
| 12 | LISINA Ekaterina | 1 | 2 | 1:31 | | | | | | | | | | | | | | | | | | | |
| 13 | SOKOLOVSKAYA Irina | 1 | 1 | 1:09 | 0/2 | 0 | 0/1 | 0 | 0/1 | 0 | | | | 1 | 1 | | | | | | | | |
| Team/Coach | | | | | | | | | | | | | | | | | | | | | | 0 | |
| Totals | | | | | 210/475 | 44 | 166/368 | 45 | 44/107 | 41 | 105/152 | 69 | 98 | 221 | 319 | 92 | 133 | 63 | 23 | 142 | 153 | 569 | 71.1 |
| Opponents | | | | | 195/493 | 40 | 142/339 | 42 | 53/154 | 34 | 103/150 | 69 | 92 | 182 | 274 | 96 | 120 | 70 | 13 | 153 | 142 | 546 | 68.3 |

| | RUS | Opponents |
|-----------------------|-----|-----------|
| Points from Turnovers | 45 | 62 |
| Points in the Paint | 272 | 218 |
| Second Chance Points | 77 | 35 |
| Fast Break Points | 56 | 52 |

AVERAGES PER GAME

| | RUS | Opponents |
|---------------------------|------|-----------|
| Total Field Goals Made | 26.3 | 24.4 |
| 2 Points Field Goals Made | 20.8 | 17.8 |
| 3 Points Field Goals Made | 5.5 | 6.6 |
| Free Throws Made | 13.1 | 12.9 |
| Offensive Rebounds | 12.3 | 11.5 |
| Defensive Rebounds | 27.6 | 22.8 |
| Total Rebounds | 39.9 | 34.3 |
| Assists | 11.5 | 12.0 |
| Fouls | 17.8 | 19.1 |
| Turnovers | 16.6 | 15.0 |
| Steals | 7.9 | 8.8 |
| Blocked Shots | 2.9 | 1.6 |
| Points from Turnovers | 5.6 | 7.8 |
| Points in the Paint | 34.0 | 27.3 |
| Second Chance Points | 9.6 | 4.4 |
| Fast Break Points | 7.0 | 6.5 |

| Legend: | | | | | | | | | |
|---------|---------------------|-----|-----------------|-----|----------------|-----|-------------------------|----|--------------------|
| % | Shooting Percentage | AS | Assists | BS | Blocked Shots | DR | Defensive Rebounds | FO | Foul On |
| GP | Games Played | M/A | Made/Attempts | MIN | Minutes Played | MPG | Minutes Played per Game | OR | Offensive Rebounds |
| PF | Fouls | PPG | Points per Game | PTS | Points | ST | Steals | TO | Turnovers |
| TOT | Total Rebounds | | | | | | | | |



CUMULATIVE STATISTICS
累积技术统计 / STATISTIQUES CUMULATIVES

CHN - China
After 8 games

| No. | Name | GP | MIN | MPG | Field Goals | | 2 Points | | 3 Points | | Free Throws | | Rebounds | | | AS | TO | ST | BS | PF | FO | PTS | PPG |
|------------------|---------------|----|-----|-------|-------------|----|----------|----|----------|----|-------------|-----|----------|-----|-----|-----|-----|----|----|-----|-----|-----|------|
| | | | | | M/A | % | M/A | % | M/A | % | M/A | % | OR | DR | TOT | | | | | | | | |
| 8 | MIAO Lijie | 8 | 259 | 32:26 | 48/90 | 53 | 33/60 | 55 | 15/30 | 50 | 32/36 | 89 | 8 | 19 | 27 | 21 | 15 | 6 | | 16 | 38 | 143 | 17.9 |
| 15 | CHEN Nan | 8 | 223 | 27:50 | 48/93 | 52 | 48/93 | 52 | | | 23/31 | 74 | 17 | 43 | 60 | 7 | 16 | 10 | 11 | 17 | 28 | 119 | 14.9 |
| 5 | BIAN Lan | 8 | 234 | 29:16 | 37/91 | 41 | 28/69 | 41 | 9/22 | 41 | 12/19 | 63 | 14 | 34 | 48 | 10 | 19 | 8 | | 19 | 22 | 95 | 11.9 |
| 12 | CHEN Xiaoli | 8 | 148 | 18:28 | 22/51 | 43 | 20/44 | 45 | 2/7 | 29 | 16/22 | 73 | 15 | 15 | 30 | 5 | 14 | 3 | 1 | 17 | 20 | 62 | 7.8 |
| 4 | SONG Xiaoyun | 8 | 245 | 30:39 | 16/48 | 33 | 12/30 | 40 | 4/18 | 22 | 5/9 | 56 | 4 | 23 | 27 | 21 | 7 | 19 | | 12 | 9 | 41 | 5.1 |
| 10 | SUI Feifei | 8 | 199 | 24:53 | 14/41 | 34 | 11/27 | 41 | 3/14 | 21 | 9/14 | 64 | 6 | 29 | 35 | 13 | 11 | 3 | 1 | 19 | 17 | 40 | 5.0 |
| 13 | LIU Dan | 8 | 92 | 11:29 | 11/26 | 42 | 9/21 | 43 | 2/5 | 40 | 9/13 | 69 | 6 | 21 | 27 | | 18 | 2 | 4 | 11 | 14 | 33 | 4.1 |
| 11 | SHAO Tingting | 6 | 46 | 7:41 | 4/15 | 27 | 4/14 | 29 | 0/1 | 0 | 7/8 | 88 | 2 | 5 | 7 | 4 | 10 | | | 3 | 5 | 15 | 2.5 |
| 9 | ZHANG Yu | 7 | 37 | 5:14 | 4/9 | 44 | 2/4 | 50 | 2/5 | 40 | | | 2 | 3 | 5 | | | | | 2 | | 10 | 1.4 |
| 6 | ZHANG Hanlan | 7 | 41 | 5:49 | 0/6 | 0 | 0/3 | 0 | 0/3 | 0 | 6/6 | 100 | | 5 | 5 | 2 | 4 | 1 | | | 4 | 6 | 0.9 |
| 14 | ZHANG Xiaoni | 6 | 31 | 5:09 | 1/4 | 25 | 1/4 | 25 | | | 2/4 | 50 | 1 | 5 | 6 | 1 | 1 | 1 | | 3 | 4 | 4 | 0.7 |
| 7 | ZHANG Wei | 7 | 45 | 6:25 | 2/13 | 15 | 2/12 | 17 | 0/1 | 0 | | | 2 | 3 | 5 | 2 | 1 | 1 | | 4 | 1 | 4 | 0.6 |
| Team/Coach | | | | | | | | | | | | | | | | | | | | | | | |
| Totals | | | | | 207/487 | 43 | 170/381 | 45 | 37/106 | 35 | 121/162 | 75 | 77 | 205 | 282 | 86 | 116 | 54 | 17 | 123 | 162 | 572 | 71.5 |
| Opponents | | | | | 233/558 | 42 | 190/422 | 45 | 43/136 | 32 | 83/113 | 73 | 122 | 209 | 331 | 101 | 112 | 57 | 22 | 164 | 124 | 592 | 74.0 |

AVERAGES PER GAME

| | CHN | Opponents |
|-----------------------|-----|-----------|
| Points from Turnovers | 42 | 59 |
| Points in the Paint | 254 | 308 |
| Second Chance Points | 40 | 93 |
| Fast Break Points | 37 | 64 |

| | CHN | Opponents |
|---------------------------|------|-----------|
| Total Field Goals Made | 25.9 | 29.1 |
| 2 Points Field Goals Made | 21.3 | 23.8 |
| 3 Points Field Goals Made | 4.6 | 5.4 |
| Free Throws Made | 15.1 | 10.4 |
| Offensive Rebounds | 9.6 | 15.3 |
| Defensive Rebounds | 25.6 | 26.1 |
| Total Rebounds | 35.3 | 41.4 |
| Assists | 10.8 | 12.6 |
| Fouls | 15.4 | 20.5 |
| Turnovers | 14.5 | 14.0 |
| Steals | 6.8 | 7.1 |
| Blocked Shots | 2.1 | 2.8 |
| Points from Turnovers | 5.3 | 7.4 |
| Points in the Paint | 31.8 | 38.5 |
| Second Chance Points | 5.0 | 11.6 |
| Fast Break Points | 4.6 | 8.0 |

| Legend: | | | |
|---------|---------------------|-----|-------------------------|
| % | Shooting Percentage | AS | Assists |
| GP | Games Played | M/A | Made/Attempts |
| PF | Fouls | MPG | Minutes Played per Game |
| TOT | Total Rebounds | PPG | Points per Game |
| BS | Blocked Shots | PTS | Points |
| DR | Defensive Rebounds | ST | Steals |
| FO | Foul On | TO | Turnovers |
| OR | Offensive Rebounds | | |



CUMULATIVE STATISTICS
累积技术统计 / STATISTIQUES CUMULATIVES

ESP - Spain
After 6 games

| No. | Name | GP | MIN | MPG | Field Goals | | 2 Points | | 3 Points | | Free Throws | | Rebounds | | | AS | TO | ST | BS | PF | FO | PTS | PPG |
|------------------|---------------------|----|-----|-------|-------------|----|----------|----|----------|----|-------------|-----|----------|-----|-----|----|-----|----|----|-----|-----|-----|------|
| | | | | | M/A | % | M/A | % | M/A | % | M/A | % | OR | DR | TOT | | | | | | | | |
| 12 | MONTANANA Anna | 6 | 181 | 30:14 | 34/68 | 50 | 28/53 | 53 | 6/15 | 40 | 13/17 | 76 | 13 | 22 | 36 | 10 | 23 | 14 | | 14 | 22 | 87 | 14.5 |
| 13 | VALDEMORO Amaya | 6 | 156 | 26:02 | 27/71 | 38 | 15/34 | 44 | 12/37 | 32 | 12/15 | 80 | 5 | 19 | 25 | 8 | 9 | 18 | 5 | 8 | 17 | 78 | 13.0 |
| 15 | TORRENS Alba | 6 | 91 | 15:12 | 17/39 | 44 | 11/20 | 55 | 6/19 | 32 | 6/6 | 100 | | 12 | 12 | 3 | 7 | 3 | | 9 | 4 | 46 | 7.7 |
| 7 | SANCHEZ Isabel | 6 | 93 | 15:31 | 9/20 | 45 | 4/9 | 44 | 5/11 | 45 | 19/22 | 86 | 5 | 5 | 10 | 5 | 10 | 4 | 1 | 4 | 17 | 42 | 7.0 |
| 5 | LIMA Cindy Orquidea | 6 | 80 | 13:20 | 11/21 | 52 | 11/21 | 52 | | | 11/18 | 61 | 13 | 13 | 26 | 4 | 7 | 8 | 1 | 20 | 16 | 33 | 5.5 |
| 10 | AGUILAR LOPEZ Elisa | 6 | 159 | 26:33 | 11/34 | 32 | 3/5 | 60 | 8/29 | 28 | | | 2 | 11 | 13 | 12 | 11 | 6 | | 4 | 3 | 30 | 5.0 |
| 9 | PALAU Laia | 6 | 125 | 20:49 | 13/24 | 54 | 11/20 | 55 | 2/4 | 50 | 1/4 | 25 | 1 | 10 | 11 | 12 | 14 | 4 | 1 | 14 | 2 | 29 | 4.8 |
| 8 | PASCUA Maria Lucila | 6 | 114 | 18:56 | 10/28 | 36 | 10/26 | 38 | 0/2 | 0 | 7/14 | 50 | 11 | 21 | 32 | 3 | 6 | 1 | 2 | 18 | 11 | 27 | 4.5 |
| 11 | MARTINEZ Nuria | 6 | 99 | 16:27 | 9/24 | 38 | 6/12 | 50 | 3/12 | 25 | 4/7 | 57 | 2 | 12 | 14 | 7 | 12 | 9 | 1 | 11 | 11 | 25 | 4.2 |
| 4 | NICHOLLS Laura | 5 | 39 | 7:45 | 4/11 | 36 | 4/11 | 36 | | | 4/10 | 40 | 9 | 5 | 14 | 1 | 5 | | | 8 | 10 | 12 | 2.4 |
| 6 | ABALDE Tamara | 6 | 50 | 8:21 | 5/12 | 42 | 5/11 | 45 | 0/1 | 0 | 1/2 | 50 | 3 | 8 | 11 | 1 | 8 | 1 | 1 | 8 | 1 | 11 | 1.8 |
| 14 | REVUELTO Maria | 5 | 12 | 2:27 | 1/3 | 33 | 1/3 | 33 | | | | | 1 | 1 | 2 | 1 | 2 | | | 1 | 1 | 2 | 0.4 |
| Team/Coach | | | | | | | | | | | | | | | | | | | | | | | |
| Totals | | | | | 151/355 | 43 | 109/225 | 48 | 42/130 | 32 | 78/115 | 68 | 65 | 139 | 206 | 67 | 114 | 68 | 12 | 119 | 115 | 422 | 70.3 |
| Opponents | | | | | 151/354 | 43 | 123/275 | 45 | 28/79 | 35 | 78/118 | 66 | 75 | 152 | 227 | 52 | 127 | 56 | 10 | 115 | 118 | 408 | 68.0 |

| | ESP | Opponents |
|-----------------------|-----|-----------|
| Points from Turnovers | 62 | 37 |
| Points in the Paint | 192 | 196 |
| Second Chance Points | 31 | 54 |
| Fast Break Points | 51 | 20 |

AVERAGES PER GAME

| | ESP | Opponents |
|---------------------------|------|-----------|
| Total Field Goals Made | 25.2 | 25.2 |
| 2 Points Field Goals Made | 18.2 | 20.5 |
| 3 Points Field Goals Made | 7.0 | 4.7 |
| Free Throws Made | 13.0 | 13.0 |
| Offensive Rebounds | 10.8 | 12.5 |
| Defensive Rebounds | 23.2 | 25.3 |
| Total Rebounds | 34.3 | 37.8 |
| Assists | 11.2 | 8.7 |
| Fouls | 19.8 | 19.2 |
| Turnovers | 19.0 | 21.2 |
| Steals | 11.3 | 9.3 |
| Blocked Shots | 2.0 | 1.7 |
| Points from Turnovers | 10.3 | 6.2 |
| Points in the Paint | 32.0 | 32.7 |
| Second Chance Points | 5.2 | 9.0 |
| Fast Break Points | 8.5 | 3.3 |

| Legend: | | | | | | | |
|---------|---------------------|-----|-----------------|-----|----------------|-----|-------------------------|
| % | Shooting Percentage | AS | Assists | BS | Blocked Shots | DR | Defensive Rebounds |
| GP | Games Played | M/A | Made/Attempts | MIN | Minutes Played | MPG | Minutes Played per Game |
| PF | Fouls | PPG | Points per Game | PTS | Points | ST | Steals |
| TOT | Total Rebounds | | | | | FO | Foul On |
| | | | | | | OR | Offensive Rebounds |
| | | | | | | TO | Turnovers |



CUMULATIVE STATISTICS
累积技术统计 / STATISTIQUES CUMULATIVES

BLR - Belarus

After 6 games

| No. | Name | GP | MIN | MPG | Field Goals | | 2 Points | | 3 Points | | Free Throws | | Rebounds | | | AS | TO | ST | BS | PF | FO | PTS | PPG |
|------------------|------------------------|----|-----|-------|-------------|----|----------|-----|----------|----|-------------|-----|----------|-----|-----|----|-----|----|----|-----|-----|-----|------|
| | | | | | M/A | % | M/A | % | M/A | % | M/A | % | OR | DR | TOT | | | | | | | | |
| 11 | LEUCHANKA Yelena | 6 | 165 | 27:31 | 29/63 | 46 | 29/63 | 46 | | | 25/29 | 86 | 22 | 38 | 60 | 7 | 19 | 4 | 3 | 11 | 26 | 83 | 13.8 |
| 6 | SNYTSINA Katsiaryna | 6 | 131 | 21:50 | 26/63 | 41 | 18/46 | 39 | 8/17 | 47 | 5/7 | 71 | 13 | 9 | 22 | 3 | 11 | 9 | 2 | 22 | 7 | 65 | 10.8 |
| 13 | TROIINA Tatyana | 6 | 148 | 24:35 | 21/55 | 38 | 15/33 | 45 | 6/22 | 27 | 16/19 | 84 | 5 | 16 | 21 | 4 | 21 | 5 | 1 | 9 | 13 | 64 | 10.7 |
| 10 | VERAMEYENKA Anastasiya | 6 | 159 | 26:33 | 23/50 | 46 | 19/40 | 48 | 4/10 | 40 | 3/3 | 100 | 7 | 43 | 50 | 5 | 12 | 2 | 14 | 20 | 5 | 53 | 8.8 |
| 12 | MARCHANKA Natallia | 6 | 143 | 23:47 | 11/40 | 28 | 5/17 | 29 | 6/23 | 26 | 6/6 | 100 | 5 | 4 | 9 | 22 | 26 | 7 | | 9 | 7 | 34 | 5.7 |
| 9 | ANUFRIENKA Natallia | 2 | 24 | 12:02 | 4/7 | 57 | 2/2 | 100 | 2/5 | 40 | 0/1 | 0 | 3 | 2 | 5 | 2 | 1 | 1 | | 2 | 2 | 10 | 5.0 |
| 14 | TRAFIMAVA Nataliya | 6 | 152 | 25:17 | 10/29 | 34 | 5/12 | 42 | 5/17 | 29 | 2/3 | 67 | 13 | 23 | 36 | 7 | 8 | 8 | | 13 | 5 | 27 | 4.5 |
| 5 | MASILIONENE Olga | 6 | 91 | 15:13 | 8/27 | 30 | 3/9 | 33 | 5/18 | 28 | 3/6 | 50 | 6 | 8 | 14 | | 7 | 1 | 1 | 8 | 8 | 24 | 4.0 |
| 15 | KRESS Marina | 6 | 74 | 12:23 | 3/15 | 20 | 2/9 | 22 | 1/6 | 17 | 6/8 | 75 | 7 | 18 | 25 | 1 | 2 | 4 | | 9 | 8 | 13 | 2.2 |
| 4 | PADABED Volha | 6 | 96 | 16:01 | 5/33 | 15 | 5/23 | 22 | 0/10 | 0 | | | 1 | 7 | 8 | 14 | 14 | 3 | | 4 | 2 | 10 | 1.7 |
| 7 | HASPER Viktoryia | 2 | 12 | 5:46 | 1/4 | 25 | 1/4 | 25 | | | | | 2 | 4 | 6 | | 1 | 1 | 1 | 4 | | 2 | 1.0 |
| 8 | LIKHTAROVICH Tatsiana | 2 | 5 | 2:29 | | | | | | | 1/2 | 50 | | | | | 1 | | | | 1 | 1 | 0.5 |
| Team/Coach | | | | | | | | | | | | | | | | | | | | | | 0 | |
| Totals | | | | | 141/386 | 37 | 104/258 | 40 | 37/128 | 29 | 67/84 | 80 | 84 | 173 | 257 | 65 | 123 | 45 | 22 | 111 | 84 | 386 | 64.3 |
| Opponents | | | | | 147/374 | 39 | 116/261 | 44 | 31/113 | 27 | 84/118 | 71 | 61 | 166 | 227 | 58 | 96 | 62 | 8 | 84 | 111 | 409 | 68.2 |

AVERAGES PER GAME

| | BLR | Opponents |
|-----------------------|-----|-----------|
| Points from Turnovers | 47 | 60 |
| Points in the Paint | 166 | 190 |
| Second Chance Points | 52 | 40 |
| Fast Break Points | 42 | 61 |

| | BLR | Opponents |
|---------------------------|------|-----------|
| Total Field Goals Made | 23.5 | 24.5 |
| 2 Points Field Goals Made | 17.3 | 19.3 |
| 3 Points Field Goals Made | 6.2 | 5.2 |
| Free Throws Made | 11.2 | 14.0 |
| Offensive Rebounds | 14.0 | 10.2 |
| Defensive Rebounds | 28.8 | 27.7 |
| Total Rebounds | 42.8 | 37.8 |
| Assists | 10.8 | 9.7 |
| Fouls | 18.5 | 14.0 |
| Turnovers | 20.5 | 16.0 |
| Steals | 7.5 | 10.3 |
| Blocked Shots | 3.7 | 1.3 |
| Points from Turnovers | 7.8 | 10.0 |
| Points in the Paint | 27.7 | 31.7 |
| Second Chance Points | 8.7 | 6.7 |
| Fast Break Points | 7.0 | 10.2 |

| Legend: | | | |
|---------|---------------------|-----|-------------------------|
| % | Shooting Percentage | AS | Assists |
| GP | Games Played | M/A | Made/Attempts |
| PF | Fouls | MPG | Minutes Played per Game |
| TOT | Total Rebounds | PPG | Points per Game |
| | | BS | Blocked Shots |
| | | MIN | Minutes Played |
| | | PTS | Points |
| | | DR | Defensive Rebounds |
| | | FO | Foul On |
| | | OR | Offensive Rebounds |
| | | ST | Steals |
| | | TO | Turnovers |



CUMULATIVE STATISTICS

累积技术统计 / STATISTIQUES CUMULATIVES

CZE - Czech Republic

After 6 games

| No. | Name | GP | MIN | MPG | Field Goals | | 2 Points | | 3 Points | | Free Throws | | Rebounds | | | AS | TO | ST | BS | PF | FO | PTS | PPG |
|------------------|---------------------|----|-----|-------|-------------|-----|----------|-----|----------|----|-------------|-----|----------|-----|-----|----|-----|----|----|-----|-----|-----|------|
| | | | | | M/A | % | M/A | % | M/A | % | M/A | % | OR | DR | TOT | | | | | | | | |
| 15 | VITECKOVA Eva | 6 | 158 | 26:22 | 25/69 | 36 | 17/42 | 40 | 8/27 | 30 | 11/12 | 92 | 5 | 16 | 21 | 9 | 9 | 4 | 4 | 9 | 9 | 69 | 11.5 |
| 9 | MACHOVA Hana | 6 | 156 | 25:58 | 22/56 | 39 | 14/33 | 42 | 8/23 | 35 | 15/18 | 83 | 10 | 17 | 27 | 18 | 19 | 12 | | 12 | 18 | 67 | 11.2 |
| 4 | VESELA Jana | 6 | 182 | 30:19 | 18/40 | 45 | 18/39 | 46 | 0/1 | 0 | 14/21 | 67 | 13 | 32 | 45 | 14 | 18 | 10 | 8 | 20 | 21 | 50 | 8.3 |
| 5 | VECEROVA Ivana | 6 | 168 | 27:57 | 15/38 | 39 | 14/32 | 44 | 1/6 | 17 | 17/24 | 71 | 14 | 20 | 34 | 9 | 16 | 7 | 6 | 18 | 23 | 48 | 8.0 |
| 7 | HARTIGOVA Michala | 6 | 91 | 15:05 | 13/22 | 59 | 9/17 | 53 | 4/5 | 80 | 8/10 | 80 | 9 | 13 | 22 | 3 | 12 | 3 | 4 | 21 | 8 | 38 | 6.3 |
| 12 | MOKROSOVA Marketa | 6 | 102 | 17:00 | 11/35 | 31 | 6/17 | 35 | 5/18 | 28 | 5/6 | 83 | 2 | 3 | 5 | 8 | 15 | 4 | | 7 | 7 | 32 | 5.3 |
| 14 | ELHOTOVA Katerina | 6 | 68 | 11:18 | 10/30 | 33 | 4/15 | 27 | 6/15 | 40 | 3/3 | 100 | 4 | 6 | 10 | 3 | 6 | 2 | | 6 | 3 | 29 | 4.8 |
| 6 | HEJDOVA Romana | 4 | 39 | 9:42 | 7/15 | 47 | 6/13 | 46 | 1/2 | 50 | 2/3 | 67 | 2 | 5 | 7 | | 2 | | 1 | 3 | 2 | 17 | 4.3 |
| 13 | KULICHOVA Petra | 6 | 153 | 25:32 | 9/35 | 26 | 9/35 | 26 | | | 3/7 | 43 | 5 | 24 | 29 | 2 | 14 | 5 | 5 | 18 | 7 | 21 | 3.5 |
| 10 | SUJANOVA Edita | 5 | 48 | 9:37 | 6/15 | 40 | 6/14 | 43 | 0/1 | 0 | 1/1 | 100 | 5 | 4 | 9 | 1 | 2 | 4 | | 3 | 2 | 13 | 2.6 |
| 11 | SVOBODOVA Miloslava | 2 | 11 | 5:18 | 1/1 | 100 | 1/1 | 100 | | | 1/2 | 50 | 1 | 3 | 4 | 1 | 1 | | | 1 | 1 | 3 | 1.5 |
| 8 | UHROVA Michaela | 4 | 25 | 6:14 | 2/6 | 33 | 1/2 | 50 | 1/4 | 25 | | | | | | 2 | 3 | | | 2 | 2 | 5 | 1.3 |
| Team/Coach | | | | | | | | | | | | | | | | | | | | | | | |
| Totals | | | | | 139/362 | 38 | 105/260 | 40 | 34/102 | 33 | 80/107 | 75 | 70 | 143 | 213 | 70 | 117 | 51 | 28 | 120 | 103 | 392 | 65.3 |
| Opponents | | | | | 158/372 | 42 | 129/282 | 46 | 29/90 | 32 | 90/121 | 74 | 76 | 161 | 237 | 72 | 106 | 61 | 12 | 103 | 119 | 435 | 72.5 |

AVERAGES PER GAME

| | CZE | Opponents |
|-----------------------|-----|-----------|
| Points from Turnovers | 38 | 41 |
| Points in the Paint | 156 | 202 |
| Second Chance Points | 42 | 26 |
| Fast Break Points | 43 | 32 |

| | CZE | Opponents |
|---------------------------|------|-----------|
| Total Field Goals Made | 23.2 | 26.3 |
| 2 Points Field Goals Made | 17.5 | 21.5 |
| 3 Points Field Goals Made | 5.7 | 4.8 |
| Free Throws Made | 13.3 | 15.0 |
| Offensive Rebounds | 11.7 | 12.7 |
| Defensive Rebounds | 23.8 | 26.8 |
| Total Rebounds | 35.5 | 39.5 |
| Assists | 11.7 | 12.0 |
| Fouls | 20.0 | 17.2 |
| Turnovers | 19.5 | 17.7 |
| Steals | 8.5 | 10.2 |
| Blocked Shots | 4.7 | 2.0 |
| Points from Turnovers | 6.3 | 6.8 |
| Points in the Paint | 26.0 | 33.7 |
| Second Chance Points | 7.0 | 4.3 |
| Fast Break Points | 7.2 | 5.3 |

| Legend: | | | |
|---------|---------------------|-----|-------------------------|
| % | Shooting Percentage | AS | Assists |
| GP | Games Played | M/A | Made/Attempts |
| PF | Fouls | MPG | Minutes Played per Game |
| TOT | Total Rebounds | PPG | Points per Game |
| | | BS | Blocked Shots |
| | | MIN | Minutes Played |
| | | PTS | Points |
| | | DR | Defensive Rebounds |
| | | FO | Foul On |
| | | OR | Offensive Rebounds |
| | | ST | Steals |
| | | TO | Turnovers |



CUMULATIVE STATISTICS
累积技术统计 / STATISTIQUES CUMULATIVES

KOR - Korea

After 6 games

| No. | Name | GP | MIN | MPG | Field Goals | | 2 Points | | 3 Points | | Free Throws | | Rebounds | | | AS | TO | ST | BS | PF | FO | PTS | PPG | | | | | | | | | | | | | | | | | | |
|------------------|--------------|----|-----|-------|-------------|----|----------|----|----------|----|-------------|-----|----------|-----|-----|----|-----|----|----|-----|-----|-----|------|--|--|--|--|--|--|--|--|--|--|--|--|--|--|--|--|---|--|
| | | | | | M/A | % | M/A | % | M/A | % | M/A | % | OR | DR | TOT | | | | | | | | | | | | | | | | | | | | | | | | | | |
| 10 | BEON Yeonha | 6 | 199 | 33:06 | 28/71 | 39 | 6/17 | 35 | 22/54 | 41 | 7/8 | 88 | 3 | 11 | 14 | 14 | 14 | 8 | | 12 | 15 | 85 | 14.2 | | | | | | | | | | | | | | | | | | |
| 9 | JUNG Sunmin | 6 | 175 | 29:06 | 30/67 | 45 | 28/62 | 45 | 2/5 | 40 | 6/7 | 86 | 6 | 19 | 25 | 14 | 17 | 8 | | 22 | 18 | 68 | 11.3 | | | | | | | | | | | | | | | | | | |
| 6 | CHOI Younah | 6 | 134 | 22:24 | 17/30 | 57 | 9/14 | 64 | 8/16 | 50 | 14/15 | 93 | 6 | 13 | 19 | 11 | 10 | 6 | | 10 | 15 | 56 | 9.3 | | | | | | | | | | | | | | | | | | |
| 14 | KIM Kweryong | 6 | 152 | 25:21 | 17/37 | 46 | 17/37 | 46 | | | 6/13 | 46 | 2 | 17 | 19 | 8 | 13 | 3 | 2 | 18 | 14 | 40 | 6.7 | | | | | | | | | | | | | | | | | | |
| 11 | PARK Jungeun | 6 | 120 | 20:00 | 14/49 | 29 | 5/11 | 45 | 9/38 | 24 | 2/2 | 100 | 2 | 10 | 12 | 14 | 3 | 5 | | 7 | 4 | 39 | 6.5 | | | | | | | | | | | | | | | | | | |
| 5 | LEE Misun | 6 | 155 | 25:52 | 14/26 | 54 | 14/25 | 56 | 0/1 | 0 | 10/13 | 77 | 10 | 15 | 25 | 9 | 7 | 21 | | 21 | 13 | 38 | 6.3 | | | | | | | | | | | | | | | | | | |
| 15 | SIN Jungja | 6 | 98 | 16:22 | 9/24 | 38 | 9/24 | 38 | | | 3/4 | 75 | 4 | 6 | 10 | 7 | 8 | 3 | 1 | 10 | 9 | 21 | 3.5 | | | | | | | | | | | | | | | | | | |
| 13 | KIM Jungeun | 6 | 91 | 15:07 | 10/30 | 33 | 10/18 | 56 | 0/12 | 0 | 1/4 | 25 | 1 | 8 | 9 | 5 | 7 | 3 | | 7 | 4 | 21 | 3.5 | | | | | | | | | | | | | | | | | | |
| 8 | LEE Jongae | 5 | 44 | 8:49 | 4/9 | 44 | 4/9 | 44 | | | 2/4 | 50 | 3 | 4 | 7 | 1 | 2 | | | 8 | 4 | 10 | 2.0 | | | | | | | | | | | | | | | | | | |
| 7 | JIN Mijung | 6 | 36 | 5:59 | 4/15 | 27 | 3/6 | 50 | 1/9 | 11 | 0/2 | 0 | 1 | 1 | 2 | 2 | 1 | | | 1 | 4 | 9 | 1.5 | | | | | | | | | | | | | | | | | | |
| 4 | KIM Yeongok | 5 | 21 | 4:09 | 0/9 | 0 | 0/2 | 0 | 0/7 | 0 | | | | | | | | | | 2 | | | | | | | | | | | | | | | | | | | | | |
| 12 | HA Eunjoo | | | | | | | | | | | | | | | | | | | | | | | | | | | | | | | | | | | | | | | | |
| Team/Coach | | | | | | | | | | | | | | | | | | | | | | | | | | | | | | | | | | | | | | | | 0 | |
| Totals | | | | | 147/367 | 40 | 105/225 | 47 | 42/142 | 30 | 51/72 | 71 | 38 | 105 | 143 | 89 | 83 | 58 | 3 | 118 | 100 | 387 | 64.5 | | | | | | | | | | | | | | | | | | |
| Opponents | | | | | 172/359 | 48 | 139/256 | 54 | 33/103 | 32 | 87/111 | 78 | 82 | 186 | 268 | 87 | 124 | 42 | 13 | 100 | 118 | 464 | 77.3 | | | | | | | | | | | | | | | | | | |

| | KOR | Opponents |
|-----------------------|-----|-----------|
| Points from Turnovers | 81 | 41 |
| Points in the Paint | 134 | 232 |
| Second Chance Points | 22 | 51 |
| Fast Break Points | 33 | 68 |

AVERAGES PER GAME

| | KOR | Opponents |
|---------------------------|------|-----------|
| Total Field Goals Made | 24.5 | 28.7 |
| 2 Points Field Goals Made | 17.5 | 23.2 |
| 3 Points Field Goals Made | 7.0 | 5.5 |
| Free Throws Made | 8.5 | 14.5 |
| Offensive Rebounds | 6.3 | 13.7 |
| Defensive Rebounds | 17.5 | 31.0 |
| Total Rebounds | 23.8 | 44.7 |
| Assists | 14.8 | 14.5 |
| Fouls | 19.7 | 16.7 |
| Turnovers | 13.8 | 20.7 |
| Steals | 9.7 | 7.0 |
| Blocked Shots | 0.5 | 2.2 |
| Points from Turnovers | 13.5 | 6.8 |
| Points in the Paint | 22.3 | 38.7 |
| Second Chance Points | 3.7 | 8.5 |
| Fast Break Points | 5.5 | 11.3 |

| Legend: | | | | | | | |
|---------|---------------------|-----|-----------------|-----|----------------|-----|-------------------------|
| % | Shooting Percentage | AS | Assists | BS | Blocked Shots | DR | Defensive Rebounds |
| GP | Games Played | M/A | Made/Attempts | MIN | Minutes Played | MPG | Minutes Played per Game |
| PF | Fouls | PPG | Points per Game | PTS | Points | ST | Steals |
| TOT | Total Rebounds | | | | | FO | Foul On |
| | | | | | | OR | Offensive Rebounds |
| | | | | | | TO | Turnovers |



CUMULATIVE STATISTICS
累积技术统计 / STATISTIQUES CUMULATIVES

LAT - Latvia
After 5 games

| No. | Name | GP | MIN | MPG | Field Goals | | 2 Points | | 3 Points | | Free Throws | | Rebounds | | | AS | TO | ST | BS | PF | FO | PTS | PPG |
|------------------|------------------------|----|-----|-------|-------------|----|----------|----|----------|----|-------------|-----|----------|-----|-----|----|----|----|----|----|----|-----|------|
| | | | | | M/A | % | M/A | % | M/A | % | M/A | % | OR | DR | TOT | | | | | | | | |
| 10 | JEKABSONE-ZOGOTA Anete | 5 | 161 | 32:09 | 27/66 | 41 | 19/38 | 50 | 8/28 | 29 | 17/20 | 85 | 5 | 13 | 18 | 20 | 23 | 6 | | 10 | 19 | 79 | 15.8 |
| 9 | JANSONE Liene | 5 | 113 | 22:39 | 22/45 | 49 | 15/29 | 52 | 7/16 | 44 | 8/9 | 89 | 2 | 15 | 17 | 1 | 4 | 2 | | 7 | 7 | 59 | 11.8 |
| 8 | BASKO Gunta | 5 | 125 | 24:56 | 15/40 | 38 | 11/24 | 46 | 4/16 | 25 | 13/19 | 68 | 5 | 16 | 21 | 10 | 15 | 3 | 4 | 13 | 16 | 47 | 9.4 |
| 14 | KUBLINA Ieva | 5 | 114 | 22:49 | 17/41 | 41 | 10/27 | 37 | 7/14 | 50 | 6/8 | 75 | 10 | 15 | 25 | 1 | 10 | 3 | 1 | 8 | 7 | 47 | 9.4 |
| 13 | TARE Ieva | 5 | 103 | 20:39 | 10/25 | 40 | 5/13 | 38 | 5/12 | 42 | 7/8 | 88 | 3 | 5 | 8 | 7 | 8 | 3 | 2 | 16 | 11 | 32 | 6.4 |
| 7 | TAMANE Zane | 5 | 79 | 15:47 | 10/29 | 34 | 10/29 | 34 | | | 5/9 | 56 | 13 | 14 | 27 | 4 | 12 | 6 | 2 | 6 | 10 | 25 | 5.0 |
| 15 | BRUMERMANE Aija | 4 | 72 | 18:06 | 8/10 | 80 | 8/10 | 80 | | | 2/6 | 33 | 4 | 13 | 17 | 3 | 5 | | 2 | 10 | 8 | 18 | 4.5 |
| 6 | EGLITE Zane | 5 | 105 | 21:03 | 5/11 | 45 | 1/2 | 50 | 4/9 | 44 | 3/6 | 50 | 3 | 6 | 9 | 9 | 5 | 3 | | 8 | 5 | 17 | 3.4 |
| 4 | BABKINA Elina | 2 | 22 | 10:45 | 1/4 | 25 | 1/3 | 33 | 0/1 | 0 | 1/1 | 100 | | 2 | 2 | 3 | 4 | | 1 | 1 | 1 | 3 | 1.5 |
| 12 | KRUMBERGA Dita | 3 | 25 | 8:20 | 0/3 | 0 | 0/2 | 0 | 0/1 | 0 | 2/2 | 100 | 1 | 2 | 3 | | | | | 4 | 1 | 2 | 0.7 |
| 11 | PUTNINA Aija | 3 | 17 | 5:30 | 1/3 | 33 | 1/2 | 50 | 0/1 | 0 | | | 1 | 5 | 6 | | | | | 1 | 3 | 2 | 0.7 |
| 5 | EIBELE Anda | 5 | 64 | 12:50 | 1/8 | 13 | | | 1/8 | 13 | 0/2 | 0 | 1 | 10 | 11 | 5 | 3 | 2 | | 2 | 1 | 3 | 0.6 |
| Team/Coach | | | | | | | | | | | | | | | | | | | | | | | |
| Totals | | | | | 117/285 | 41 | 81/179 | 45 | 36/106 | 34 | 64/90 | 71 | 48 | 116 | 164 | 63 | 92 | 28 | 12 | 86 | 89 | 334 | 66.8 |
| Opponents | | | | | 137/320 | 43 | 94/222 | 42 | 43/98 | 44 | 70/91 | 77 | 65 | 121 | 186 | 70 | 71 | 53 | 11 | 89 | 86 | 387 | 77.4 |

AVERAGES PER GAME

| | LAT | Opponents |
|-----------------------|-----|-----------|
| Points from Turnovers | 20 | 20 |
| Points in the Paint | 136 | 156 |
| Second Chance Points | 22 | 48 |
| Fast Break Points | 29 | 26 |

| | LAT | Opponents |
|---------------------------|------|-----------|
| Total Field Goals Made | 23.4 | 27.4 |
| 2 Points Field Goals Made | 16.2 | 18.8 |
| 3 Points Field Goals Made | 7.2 | 8.6 |
| Free Throws Made | 12.8 | 14.0 |
| Offensive Rebounds | 9.6 | 13.0 |
| Defensive Rebounds | 23.2 | 24.2 |
| Total Rebounds | 32.8 | 37.2 |
| Assists | 12.6 | 14.0 |
| Fouls | 17.2 | 17.8 |
| Turnovers | 18.4 | 14.2 |
| Steals | 5.6 | 10.6 |
| Blocked Shots | 2.4 | 2.2 |
| Points from Turnovers | 4.0 | 4.0 |
| Points in the Paint | 27.2 | 31.2 |
| Second Chance Points | 4.4 | 9.6 |
| Fast Break Points | 5.8 | 5.2 |

| Legend: | | | |
|---------|---------------------|-----|-------------------------|
| % | Shooting Percentage | AS | Assists |
| GP | Games Played | M/A | Made/Attempts |
| PF | Fouls | PPG | Points per Game |
| TOT | Total Rebounds | BS | Blocked Shots |
| | | MIN | Minutes Played |
| | | PTS | Points |
| | | DR | Defensive Rebounds |
| | | MPG | Minutes Played per Game |
| | | ST | Steals |
| | | FO | Foul On |
| | | OR | Offensive Rebounds |
| | | TO | Turnovers |



CUMULATIVE STATISTICS
累积技术统计 / STATISTIQUES CUMULATIVES

NZL - New Zealand

After 5 games

| No. | Name | GP | MIN | MPG | Field Goals | | 2 Points | | 3 Points | | Free Throws | | Rebounds | | | AS | TO | ST | BS | PF | FO | PTS | PPG |
|------------------|----------------------|----|-----|-------|-------------|----|----------|-----|----------|----|-------------|-----|----------|-----|-----|----|----|----|----|-----|-----|-----|------|
| | | | | | M/A | % | M/A | % | M/A | % | M/A | % | OR | DR | TOT | | | | | | | | |
| 6 | MARINO Angela | 5 | 166 | 33:10 | 21/59 | 36 | 10/32 | 31 | 11/27 | 41 | 26/31 | 84 | 5 | 6 | 11 | 12 | 15 | 8 | | 7 | 30 | 79 | 15.8 |
| 14 | HARMON Jillian | 5 | 140 | 28:05 | 23/53 | 43 | 23/52 | 44 | 0/1 | 0 | 11/18 | 61 | 10 | 21 | 31 | 4 | 12 | 3 | | 14 | 19 | 57 | 11.4 |
| 10 | WALLBUTTON Lisa | 5 | 112 | 22:24 | 22/37 | 59 | 22/35 | 63 | 0/2 | 0 | 8/11 | 73 | 11 | 14 | 25 | 1 | 11 | 4 | | 18 | 13 | 52 | 10.4 |
| 15 | KERR Aneka | 5 | 84 | 16:52 | 13/31 | 42 | 13/31 | 42 | | | 14/16 | 88 | 3 | 9 | 12 | 5 | 9 | 2 | 1 | 8 | 14 | 40 | 8.0 |
| 11 | McMEEKEN-RUSCOE Kate | 5 | 102 | 20:27 | 9/29 | 31 | 4/15 | 27 | 5/14 | 36 | 2/2 | 100 | 3 | 3 | 6 | 5 | 6 | 1 | | 6 | 5 | 25 | 5.0 |
| 8 | PURCELL Natalie | 5 | 69 | 13:42 | 6/14 | 43 | 2/2 | 100 | 4/12 | 33 | | | 6 | 10 | 16 | | 4 | 3 | | 8 | | 16 | 3.2 |
| 4 | PURCELL Charmian | 4 | 61 | 15:08 | 5/12 | 42 | 5/10 | 50 | 0/2 | 0 | 1/2 | 50 | 5 | 9 | 14 | 2 | 7 | 5 | 1 | 14 | 4 | 11 | 2.8 |
| 12 | McCORMACK Jessica | 5 | 78 | 15:35 | 6/18 | 33 | 6/18 | 33 | | | 1/4 | 25 | 5 | 8 | 13 | | 5 | 3 | | 4 | 4 | 13 | 2.6 |
| 9 | BATES Susannah | 5 | 62 | 12:29 | 4/15 | 27 | 2/8 | 25 | 2/7 | 29 | 2/2 | 100 | 6 | 5 | 11 | 12 | 11 | 2 | | 13 | 6 | 12 | 2.4 |
| 7 | COCKS Micaela | 5 | 63 | 12:41 | 4/19 | 21 | 4/15 | 27 | 0/4 | 0 | 1/2 | 50 | 2 | 5 | 7 | 9 | 7 | 1 | | 5 | 4 | 9 | 1.8 |
| 5 | WHAREMATE Nonila | 4 | 42 | 10:34 | 1/13 | 8 | 1/12 | 8 | 0/1 | 0 | 1/1 | 100 | 2 | 3 | 5 | 2 | 8 | | | 6 | 4 | 3 | 0.8 |
| 13 | BODENSTEINER Teresa | 5 | 20 | 3:57 | 1/4 | 25 | 1/3 | 33 | 0/1 | 0 | 1/2 | 50 | 1 | 1 | 2 | | 3 | | | 4 | 1 | 3 | 0.6 |
| Team/Coach | | | | | | | | | | | | | | | | | | | | | | | |
| Totals | | | | | 115/304 | 38 | 93/233 | 40 | 22/71 | 31 | 68/91 | 75 | 59 | 94 | 153 | 52 | 98 | 32 | 2 | 107 | 104 | 320 | 64.0 |
| Opponents | | | | | 155/299 | 52 | 128/231 | 55 | 27/68 | 40 | 86/110 | 78 | 56 | 138 | 195 | 72 | 92 | 41 | 19 | 103 | 107 | 423 | 84.6 |

AVERAGES PER GAME

| | NZL | Opponents |
|-----------------------|-----|-----------|
| Points from Turnovers | 21 | 56 |
| Points in the Paint | 104 | 204 |
| Second Chance Points | 28 | 39 |
| Fast Break Points | 23 | 55 |

| | NZL | Opponents |
|---------------------------|------|-----------|
| Total Field Goals Made | 23.0 | 31.0 |
| 2 Points Field Goals Made | 18.6 | 25.6 |
| 3 Points Field Goals Made | 4.4 | 5.4 |
| Free Throws Made | 13.6 | 17.2 |
| Offensive Rebounds | 11.8 | 11.2 |
| Defensive Rebounds | 18.8 | 27.6 |
| Total Rebounds | 30.6 | 39.0 |
| Assists | 10.4 | 14.4 |
| Fouls | 21.4 | 20.6 |
| Turnovers | 19.6 | 18.4 |
| Steals | 6.4 | 8.2 |
| Blocked Shots | 0.4 | 3.8 |
| Points from Turnovers | 4.2 | 11.2 |
| Points in the Paint | 20.8 | 40.8 |
| Second Chance Points | 5.6 | 7.8 |
| Fast Break Points | 4.6 | 11.0 |

| | | | | | |
|---------------------------|----------------------------|---------------------------|------------------------------------|------------------------------|-------------------|
| Legend: | % Shooting Percentage | AS Assists | BS Blocked Shots | DR Defensive Rebounds | FO Foul On |
| GP Games Played | M/A Made/Attempts | MIN Minutes Played | MPG Minutes Played per Game | OR Offensive Rebounds | |
| PF Fouls | PPG Points per Game | PTS Points | ST Steals | TO Turnovers | |
| TOT Total Rebounds | | | | | |



CUMULATIVE STATISTICS
累积技术统计 / STATISTIQUES CUMULATIVES

BRA - Brazil

After 5 games

| No. | Name | GP | MIN | MPG | Field Goals | | 2 Points | | 3 Points | | Free Throws | | Rebounds | | | AS | TO | ST | BS | PF | FO | PTS | PPG |
|------------------|-----------------------|----|-----|-------|-------------|----|----------|----|----------|----|-------------|-----|----------|-----|-----|----|----|----|----|----|----|-----|------|
| | | | | | M/A | % | M/A | % | M/A | % | M/A | % | OR | DR | TOT | | | | | | | | |
| 15 | SANTOS Kelly | 5 | 142 | 28:25 | 22/48 | 46 | 22/48 | 46 | | | 29/38 | 76 | 13 | 21 | 34 | 6 | 11 | 4 | 1 | 10 | 36 | 73 | 14.6 |
| 4 | PINTO Adriana | 5 | 161 | 32:08 | 21/47 | 45 | 9/23 | 39 | 12/24 | 50 | 2/2 | 100 | 2 | 22 | 24 | 14 | 11 | 8 | | 9 | 8 | 56 | 11.2 |
| 7 | JACINTO Micaela | 5 | 134 | 26:52 | 16/47 | 34 | 16/41 | 39 | 0/6 | 0 | 7/12 | 58 | 5 | 18 | 23 | 6 | 18 | 5 | 2 | 17 | 11 | 39 | 7.8 |
| 11 | ZAKRZESKI Soeli | 5 | 108 | 21:33 | 15/30 | 50 | 14/26 | 54 | 1/4 | 25 | 7/9 | 78 | 4 | 17 | 21 | 4 | 14 | 4 | | 11 | 8 | 38 | 7.6 |
| 9 | NEVES Claudia | 5 | 106 | 21:13 | 10/30 | 33 | 2/8 | 25 | 8/22 | 36 | 2/2 | 100 | 4 | 9 | 13 | 1 | 5 | 2 | | 13 | 4 | 30 | 6.0 |
| 6 | ROCHA Karen | 5 | 73 | 14:34 | 10/24 | 42 | 6/16 | 38 | 4/8 | 50 | 3/4 | 75 | 2 | 8 | 10 | 5 | 3 | 3 | | 11 | 3 | 27 | 5.4 |
| 12 | FERREIRA Patricia | 4 | 61 | 15:09 | 6/20 | 30 | 3/15 | 20 | 3/5 | 60 | 2/2 | 100 | 5 | 5 | 10 | 4 | 3 | 1 | | 5 | 2 | 17 | 4.3 |
| 10 | DANTAS Jucimara | 5 | 87 | 17:23 | 6/24 | 25 | 6/18 | 33 | 0/6 | 0 | 7/11 | 64 | 8 | 10 | 18 | 3 | 7 | 6 | | 10 | 11 | 19 | 3.8 |
| 5 | COSTA Karla | 4 | 58 | 14:24 | 5/22 | 23 | 0/2 | 0 | 5/20 | 25 | | | 1 | 8 | 9 | 7 | 6 | 3 | | 1 | 3 | 15 | 3.8 |
| 13 | NASCIMENTO Francielle | 4 | 57 | 14:11 | 5/11 | 45 | 5/11 | 45 | | | 4/4 | 100 | 6 | 16 | 22 | 4 | 3 | 1 | | 4 | 4 | 14 | 3.5 |
| 14 | COELHO Graziane | 2 | 14 | 6:45 | 2/4 | 50 | 2/4 | 50 | | | | | 2 | 1 | 3 | 1 | 1 | | | 2 | 1 | 4 | 2.0 |
| 8 | BELING Fernanda | 3 | 25 | 8:29 | 2/4 | 50 | 1/2 | 50 | 1/2 | 50 | | | | 3 | 3 | 1 | 2 | | | 1 | 1 | 5 | 1.7 |
| Team/Coach | | | | | | | | | | | | | | | | | | | | | | | |
| Totals | | | | | 120/311 | 39 | 86/214 | 40 | 34/97 | 35 | 63/84 | 75 | 52 | 138 | 190 | 56 | 84 | 39 | 3 | 94 | 92 | 337 | 67.4 |
| Opponents | | | | | 126/320 | 39 | 92/212 | 43 | 34/108 | 31 | 68/90 | 76 | 62 | 136 | 198 | 62 | 76 | 41 | 7 | 92 | 94 | 354 | 70.8 |

| | BRA | Opponents |
|-----------------------|-----|-----------|
| Points from Turnovers | 30 | 32 |
| Points in the Paint | 136 | 142 |
| Second Chance Points | 25 | 39 |
| Fast Break Points | 40 | 29 |

AVERAGES PER GAME

| | BRA | Opponents |
|---------------------------|------|-----------|
| Total Field Goals Made | 24.0 | 25.2 |
| 2 Points Field Goals Made | 17.2 | 18.4 |
| 3 Points Field Goals Made | 6.8 | 6.8 |
| Free Throws Made | 12.6 | 13.6 |
| Offensive Rebounds | 10.4 | 12.4 |
| Defensive Rebounds | 27.6 | 27.2 |
| Total Rebounds | 38.0 | 39.6 |
| Assists | 11.2 | 12.4 |
| Fouls | 18.8 | 18.4 |
| Turnovers | 16.8 | 15.2 |
| Steals | 7.8 | 8.2 |
| Blocked Shots | 0.6 | 1.4 |
| Points from Turnovers | 6.0 | 6.4 |
| Points in the Paint | 27.2 | 28.4 |
| Second Chance Points | 5.0 | 7.8 |
| Fast Break Points | 8.0 | 5.8 |

| Legend: | | | |
|---------|---------------------|-----|-------------------------|
| % | Shooting Percentage | AS | Assists |
| GP | Games Played | M/A | Made/Attempts |
| PF | Fouls | PPG | Points per Game |
| TOT | Total Rebounds | BS | Blocked Shots |
| | | MIN | Minutes Played |
| | | PTS | Points |
| | | DR | Defensive Rebounds |
| | | MPG | Minutes Played per Game |
| | | ST | Steals |
| | | FO | Foul On |
| | | OR | Offensive Rebounds |
| | | TO | Turnovers |



CUMULATIVE STATISTICS
累积技术统计 / STATISTIQUES CUMULATIVES

MLI - Mali
After 5 games

| No. | Name | GP | MIN | MPG | Field Goals | | 2 Points | | 3 Points | | Free Throws | | Rebounds | | | AS | TO | ST | BS | PF | FO | PTS | PPG |
|------------------|--------------------|----|-----|-------|-------------|----|----------|----|----------|-----|-------------|----|----------|-----|-----|----|-----|----|----|----|----|-----|------|
| | | | | | M/A | % | M/A | % | M/A | % | M/A | % | OR | DR | TOT | | | | | | | | |
| 15 | SISSOKO Djenebou | 5 | 144 | 28:43 | 26/59 | 44 | 26/58 | 45 | 0/1 | 0 | 15/20 | 75 | 22 | 28 | 50 | 2 | 16 | 4 | | 13 | 23 | 67 | 13.4 |
| 9 | MAIGA Hamchetou | 2 | 55 | 27:25 | 11/24 | 46 | 11/24 | 46 | | | 2/5 | 40 | 5 | 7 | 12 | 5 | 10 | 1 | | 2 | 12 | 24 | 12.0 |
| 14 | SININTA Aminata | 5 | 111 | 22:15 | 12/41 | 29 | 9/31 | 29 | 3/10 | 30 | 7/8 | 88 | 2 | 11 | 13 | 1 | 20 | 7 | 1 | 16 | 9 | 34 | 6.8 |
| 11 | DIAWARA Djene | 5 | 118 | 23:40 | 8/33 | 24 | 8/33 | 24 | | | 14/24 | 58 | 15 | 25 | 40 | 3 | 13 | 2 | | 13 | 14 | 30 | 6.0 |
| 7 | BAGAYOKO Fatoumata | 5 | 108 | 21:33 | 7/36 | 19 | 2/14 | 14 | 5/22 | 23 | 2/4 | 50 | 1 | 10 | 11 | 6 | 18 | 3 | | 7 | 4 | 21 | 4.2 |
| 12 | COULIBALY Nagnouma | 5 | 103 | 20:38 | 6/21 | 29 | 6/21 | 29 | | | 6/13 | 46 | 10 | 15 | 25 | 1 | 12 | 3 | 5 | 12 | 14 | 18 | 3.6 |
| 4 | TOURE Kadiatou | 5 | 94 | 18:53 | 5/13 | 38 | 3/5 | 60 | 2/8 | 25 | 5/8 | 63 | 2 | 8 | 10 | 3 | 3 | 2 | | 9 | 5 | 17 | 3.4 |
| 13 | TIREIRA Meiya | 5 | 75 | 15:05 | 7/23 | 30 | 7/21 | 33 | 0/2 | 0 | 2/3 | 67 | 9 | 10 | 19 | 4 | 14 | | | 8 | 6 | 16 | 3.2 |
| 8 | GANDEGA Diana | 5 | 96 | 19:08 | 4/14 | 29 | 2/9 | 22 | 2/5 | 40 | 5/7 | 71 | 1 | 8 | 9 | 2 | 12 | 4 | | 6 | 7 | 15 | 3.0 |
| 10 | KANOUTE Kadiatou | 5 | 49 | 9:47 | 4/12 | 33 | 1/9 | 11 | 3/3 | 100 | 0/2 | 0 | | 2 | 2 | 2 | 9 | 1 | 1 | 6 | 2 | 11 | 2.2 |
| 6 | DIARRA Mariatou | 3 | 28 | 9:12 | 1/4 | 25 | 1/4 | 25 | | | | | | 4 | 4 | | 5 | 3 | | | 3 | 2 | 0.7 |
| 5 | TRAORE Nassira | 4 | 19 | 4:43 | 0/6 | 0 | 0/6 | 0 | | | | | | 1 | 2 | 3 | | 2 | | 1 | 3 | | |
| Team/Coach | | | | | | | | | | | | | | | | | | | | | | | |
| Totals | | | | | 91/286 | 32 | 76/235 | 32 | 15/51 | 29 | 58/94 | 62 | 68 | 130 | 198 | 29 | 134 | 30 | 8 | 95 | 99 | 255 | 51.0 |
| Opponents | | | | | 153/340 | 45 | 117/233 | 50 | 36/107 | 34 | 60/86 | 70 | 67 | 128 | 195 | 88 | 77 | 61 | 19 | 99 | 96 | 402 | 80.4 |

AVERAGES PER GAME

| | MLI | Opponents |
|-----------------------|-----|-----------|
| Points from Turnovers | 19 | 52 |
| Points in the Paint | 136 | 170 |
| Second Chance Points | 21 | 36 |
| Fast Break Points | 20 | 76 |

| | MLI | Opponents |
|---------------------------|------|-----------|
| Total Field Goals Made | 18.2 | 30.6 |
| 2 Points Field Goals Made | 15.2 | 23.4 |
| 3 Points Field Goals Made | 3.0 | 7.2 |
| Free Throws Made | 11.6 | 12.0 |
| Offensive Rebounds | 13.6 | 13.4 |
| Defensive Rebounds | 26.0 | 25.6 |
| Total Rebounds | 39.6 | 39.0 |
| Assists | 5.8 | 17.6 |
| Fouls | 19.0 | 19.8 |
| Turnovers | 26.8 | 15.4 |
| Steals | 6.0 | 12.2 |
| Blocked Shots | 1.6 | 3.8 |
| Points from Turnovers | 3.8 | 10.4 |
| Points in the Paint | 27.2 | 34.0 |
| Second Chance Points | 4.2 | 7.2 |
| Fast Break Points | 4.0 | 15.2 |

| Legend: | | | |
|---------|---------------------|-----|-------------------------|
| % | Shooting Percentage | AS | Assists |
| GP | Games Played | M/A | Made/Attempts |
| PF | Fouls | PPG | Points per Game |
| TOT | Total Rebounds | PTS | Points |
| | | BS | Blocked Shots |
| | | MIN | Minutes Played |
| | | MPG | Minutes Played per Game |
| | | DR | Defensive Rebounds |
| | | ST | Steals |
| | | FO | Foul On |
| | | OR | Offensive Rebounds |
| | | TO | Turnovers |



OVERALL TEAM STATISTICS As of 23 AUG 2008
全部球队技术统计 / STATISTIQUES GÉNÉRALES D'ÉQUIPE

| Team | GP | | Field Goals | | 2 Points | | 3 Points | | Free Throws | | Rebounds | | | AS | TO | ST | BS | PF | PTS | PPG |
|----------------------|-----------|-----|------------------|-----------|------------------|-----------|-----------------|-----------|------------------|-----------|------------|-------------|-------------|------------|-------------|------------|------------|-------------|--------------|--------------|
| | | | M/A | % | M/A | % | M/A | % | M/A | % | OR | DR | TOT | | | | | | | |
| AUS | 8 | For | 232/574 | 40 | 181/403 | 45 | 51/171 | 30 | 143/190 | 75 | 153 | 235 | 388 | 112 | 99 | 75 | 11 | 150 | 658 | 82.3 |
| | | Agn | 181/478 | 38 | 140/355 | 39 | 41/123 | 33 | 110/149 | 74 | 73 | 202 | 275 | 88 | 137 | 37 | 28 | 165 | 513 | 64.1 |
| BLR | 6 | For | 141/386 | 37 | 104/258 | 40 | 37/128 | 29 | 67/84 | 80 | 84 | 173 | 257 | 65 | 123 | 45 | 22 | 111 | 386 | 64.3 |
| | | Agn | 147/374 | 39 | 116/261 | 44 | 31/113 | 27 | 84/118 | 71 | 61 | 166 | 227 | 58 | 96 | 62 | 8 | 84 | 409 | 68.2 |
| BRA | 5 | For | 120/311 | 39 | 86/214 | 40 | 34/97 | 35 | 63/84 | 75 | 52 | 138 | 190 | 56 | 84 | 39 | 3 | 94 | 337 | 67.4 |
| | | Agn | 126/320 | 39 | 92/212 | 43 | 34/108 | 31 | 68/90 | 76 | 62 | 136 | 198 | 62 | 76 | 41 | 7 | 92 | 354 | 70.8 |
| CHN | 8 | For | 207/487 | 43 | 170/381 | 45 | 37/106 | 35 | 121/162 | 75 | 77 | 205 | 282 | 86 | 116 | 54 | 17 | 123 | 572 | 71.5 |
| | | Agn | 233/558 | 42 | 190/422 | 45 | 43/136 | 32 | 83/113 | 73 | 122 | 209 | 331 | 101 | 112 | 57 | 22 | 164 | 592 | 74.0 |
| CZE | 6 | For | 139/362 | 38 | 105/260 | 40 | 34/102 | 33 | 80/107 | 75 | 70 | 143 | 213 | 70 | 117 | 51 | 28 | 120 | 392 | 65.3 |
| | | Agn | 158/372 | 42 | 129/282 | 46 | 29/90 | 32 | 90/121 | 74 | 76 | 161 | 237 | 72 | 106 | 61 | 12 | 103 | 435 | 72.5 |
| ESP | 6 | For | 151/355 | 43 | 109/225 | 48 | 42/130 | 32 | 78/115 | 68 | 65 | 139 | 206 | 67 | 114 | 68 | 12 | 119 | 422 | 70.3 |
| | | Agn | 151/354 | 43 | 123/275 | 45 | 28/79 | 35 | 78/118 | 66 | 75 | 152 | 227 | 52 | 127 | 56 | 10 | 115 | 408 | 68.0 |
| KOR | 6 | For | 147/367 | 40 | 105/225 | 47 | 42/142 | 30 | 51/72 | 71 | 38 | 105 | 143 | 89 | 83 | 58 | 3 | 118 | 387 | 64.5 |
| | | Agn | 172/359 | 48 | 139/256 | 54 | 33/103 | 32 | 87/111 | 78 | 82 | 186 | 268 | 87 | 124 | 42 | 13 | 100 | 464 | 77.3 |
| LAT | 5 | For | 117/285 | 41 | 81/179 | 45 | 36/106 | 34 | 64/90 | 71 | 48 | 116 | 164 | 63 | 92 | 28 | 12 | 86 | 334 | 66.8 |
| | | Agn | 137/320 | 43 | 94/222 | 42 | 43/98 | 44 | 70/91 | 77 | 65 | 121 | 186 | 70 | 71 | 53 | 11 | 89 | 387 | 77.4 |
| MLI | 5 | For | 91/286 | 32 | 76/235 | 32 | 15/51 | 29 | 58/94 | 62 | 68 | 130 | 198 | 29 | 134 | 30 | 8 | 95 | 255 | 51.0 |
| | | Agn | 153/340 | 45 | 117/233 | 50 | 36/107 | 34 | 60/86 | 70 | 67 | 128 | 195 | 88 | 77 | 61 | 19 | 99 | 402 | 80.4 |
| NZL | 5 | For | 115/304 | 38 | 93/233 | 40 | 22/71 | 31 | 68/91 | 75 | 59 | 94 | 153 | 52 | 98 | 32 | 2 | 107 | 320 | 64.0 |
| | | Agn | 155/299 | 52 | 128/231 | 55 | 27/68 | 40 | 86/110 | 78 | 56 | 138 | 195 | 72 | 92 | 41 | 19 | 103 | 423 | 84.6 |
| RUS | 8 | For | 210/475 | 44 | 166/368 | 45 | 44/107 | 41 | 105/152 | 69 | 98 | 221 | 319 | 92 | 133 | 63 | 23 | 142 | 569 | 71.1 |
| | | Agn | 195/493 | 40 | 142/339 | 42 | 53/154 | 34 | 103/150 | 69 | 92 | 182 | 274 | 96 | 120 | 70 | 13 | 153 | 546 | 68.3 |
| USA | 8 | For | 300/553 | 54 | 256/443 | 58 | 44/110 | 40 | 110/153 | 72 | 109 | 235 | 344 | 146 | 105 | 82 | 31 | 143 | 754 | 94.3 |
| | | Agn | 162/478 | 34 | 122/336 | 36 | 40/142 | 28 | 89/137 | 65 | 90 | 153 | 244 | 81 | 160 | 44 | 10 | 141 | 453 | 56.6 |
| Totals | 38 | | 1970/4745 | 42 | 1532/3424 | 45 | 438/1321 | 33 | 1008/1394 | 72 | 921 | 1934 | 2857 | 927 | 1298 | 625 | 172 | 1408 | 5386 | 141.7 |
| Avg. per Game | | | 52/125 | | 40/90 | | 12/35 | | 27/37 | | 24 | 51 | 75 | 24 | 34 | 16 | 5 | 37 | 141.7 | |

| | | | | | | | | | | | | | | | | | | | | |
|----------------|---------------------|-----|--------------------|-----|-----------------|------|---------------|--|--|--|--|--|--|--|--|--|--|--|--|--|
| Legend: | | | | | | | | | | | | | | | | | | | | |
| % | Shooting Percentage | Agn | Against | AS | Assists | Avg. | Average | | | | | | | | | | | | | |
| BS | Blocked Shots | DR | Defensive Rebounds | GP | Games Played | M/A | Made/Attempts | | | | | | | | | | | | | |
| OR | Offensive Rebounds | PF | Fouls | PPG | Points per Game | PTS | Points | | | | | | | | | | | | | |
| ST | Steals | TO | Turnovers | TOT | Total Rebounds | | | | | | | | | | | | | | | |



TEAM STATISTICS As of 23 AUG 2008
球队技术统计 / STATISTIQUES D'ÉQUIPE

TOTAL FIELD GOALS %

| Rk | Team | GP | M/A | % |
|----|------|----|-----------|------|
| 1 | USA | 8 | 300 / 553 | 54.2 |
| 2 | RUS | 8 | 210 / 475 | 44.2 |
| 3 | CHN | 8 | 207 / 487 | 42.5 |
| 4 | ESP | 6 | 151 / 355 | 42.5 |
| 5 | LAT | 5 | 117 / 285 | 41.1 |
| 6 | AUS | 8 | 232 / 574 | 40.4 |
| 7 | KOR | 6 | 147 / 367 | 40.1 |
| 8 | BRA | 5 | 120 / 311 | 38.6 |
| 9 | CZE | 6 | 139 / 362 | 38.4 |
| 10 | NZL | 5 | 115 / 304 | 37.8 |
| 11 | BLR | 6 | 141 / 386 | 36.5 |
| 12 | MLI | 5 | 91 / 286 | 31.8 |

2 POINTS FIELD GOALS %

| Rk | Team | GP | M/A | % |
|----|------|----|-----------|------|
| 1 | USA | 8 | 256 / 443 | 57.8 |
| 2 | ESP | 6 | 109 / 225 | 48.4 |
| 3 | KOR | 6 | 105 / 225 | 46.7 |
| 4 | LAT | 5 | 81 / 179 | 45.3 |
| 5 | RUS | 8 | 166 / 368 | 45.1 |
| 6 | AUS | 8 | 181 / 403 | 44.9 |
| 7 | CHN | 8 | 170 / 381 | 44.6 |
| 8 | CZE | 6 | 105 / 260 | 40.4 |
| 9 | BLR | 6 | 104 / 258 | 40.3 |
| 10 | BRA | 5 | 86 / 214 | 40.2 |
| 11 | NZL | 5 | 93 / 233 | 39.9 |
| 12 | MLI | 5 | 76 / 235 | 32.3 |

3 POINTS FIELD GOALS %

| Rk | Team | GP | M/A | % |
|----|------|----|----------|------|
| 1 | RUS | 8 | 44 / 107 | 41.1 |
| 2 | USA | 8 | 44 / 110 | 40.0 |
| 3 | BRA | 5 | 34 / 97 | 35.1 |
| 4 | CHN | 8 | 37 / 106 | 34.9 |
| 5 | LAT | 5 | 36 / 106 | 34.0 |
| 6 | CZE | 6 | 34 / 102 | 33.3 |
| 7 | ESP | 6 | 42 / 130 | 32.3 |
| 8 | NZL | 5 | 22 / 71 | 31.0 |
| 9 | AUS | 8 | 51 / 171 | 29.8 |
| 10 | KOR | 6 | 42 / 142 | 29.6 |
| 11 | MLI | 5 | 15 / 51 | 29.4 |
| 12 | BLR | 6 | 37 / 128 | 28.9 |

FREE THROWS %

| Rk | Team | GP | M/A | % |
|----|------|----|-----------|------|
| 1 | BLR | 6 | 67 / 84 | 79.8 |
| 2 | AUS | 8 | 143 / 190 | 75.3 |
| 3 | BRA | 5 | 63 / 84 | 75.0 |
| 4 | CZE | 6 | 80 / 107 | 74.8 |
| 5 | CHN | 8 | 121 / 162 | 74.7 |
| 6 | NZL | 5 | 68 / 91 | 74.7 |
| 7 | USA | 8 | 110 / 153 | 71.9 |
| 8 | LAT | 5 | 64 / 90 | 71.1 |
| 9 | KOR | 6 | 51 / 72 | 70.8 |
| 10 | RUS | 8 | 105 / 152 | 69.1 |
| 11 | ESP | 6 | 78 / 115 | 67.8 |
| 12 | MLI | 5 | 58 / 94 | 61.7 |

POINTS FOR

| Rk | Team | GP | Total | Avg |
|----|------|----|-------|------|
| 1 | USA | 8 | 754 | 94.3 |
| 2 | AUS | 8 | 658 | 82.3 |
| 3 | CHN | 8 | 572 | 71.5 |
| 4 | RUS | 8 | 569 | 71.1 |
| 5 | ESP | 6 | 422 | 70.3 |
| 6 | BRA | 5 | 337 | 67.4 |
| 7 | LAT | 5 | 334 | 66.8 |
| 8 | CZE | 6 | 392 | 65.3 |
| 9 | KOR | 6 | 387 | 64.5 |
| 10 | BLR | 6 | 386 | 64.3 |
| 11 | NZL | 5 | 320 | 64.0 |
| 12 | MLI | 5 | 255 | 51.0 |

POINTS AGAINST

| Rk | Team | GP | Total | Avg |
|----|------|----|-------|------|
| 1 | USA | 8 | 453 | 56.6 |
| 2 | AUS | 8 | 513 | 64.1 |
| 3 | ESP | 6 | 408 | 68.0 |
| 4 | BLR | 6 | 409 | 68.2 |
| 5 | RUS | 8 | 546 | 68.3 |
| 6 | BRA | 5 | 354 | 70.8 |
| 7 | CZE | 6 | 435 | 72.5 |
| 8 | CHN | 8 | 592 | 74.0 |
| 9 | KOR | 6 | 464 | 77.3 |
| 10 | LAT | 5 | 387 | 77.4 |
| 11 | MLI | 5 | 402 | 80.4 |
| 12 | NZL | 5 | 423 | 84.6 |

REBOUNDS

| Rk | Team | GP | Off | Def | Total | Avg |
|----|------|----|-----|-----|-------|------|
| 1 | AUS | 8 | 153 | 235 | 388 | 48.5 |
| 2 | USA | 8 | 109 | 235 | 344 | 43.0 |
| 3 | BLR | 6 | 84 | 173 | 257 | 42.8 |
| 4 | RUS | 8 | 98 | 221 | 319 | 39.9 |
| 5 | MLI | 5 | 68 | 130 | 198 | 39.6 |
| 6 | BRA | 5 | 52 | 138 | 190 | 38.0 |
| 7 | CZE | 6 | 70 | 143 | 213 | 35.5 |
| 8 | CHN | 8 | 77 | 205 | 282 | 35.3 |
| 9 | ESP | 6 | 65 | 139 | 206 | 34.3 |
| 10 | LAT | 5 | 48 | 116 | 164 | 32.8 |
| 11 | NZL | 5 | 59 | 94 | 153 | 30.6 |
| 12 | KOR | 6 | 38 | 105 | 143 | 23.8 |

ASSISTS

| Rk | Team | GP | Total | Avg |
|----|------|----|-------|------|
| 1 | USA | 8 | 146 | 18.3 |
| 2 | KOR | 6 | 89 | 14.8 |
| 3 | AUS | 8 | 112 | 14.0 |
| 4 | LAT | 5 | 63 | 12.6 |
| 5 | CZE | 6 | 70 | 11.7 |
| 6 | RUS | 8 | 92 | 11.5 |
| 7 | BRA | 5 | 56 | 11.2 |
| 7 | ESP | 6 | 67 | 11.2 |
| 9 | BLR | 6 | 65 | 10.8 |
| 9 | CHN | 8 | 86 | 10.8 |
| 11 | NZL | 5 | 52 | 10.4 |
| 12 | MLI | 5 | 29 | 5.8 |

FOULS

| Rk | Team | GP | Total | Avg |
|----|------|----|-------|------|
| 1 | NZL | 5 | 107 | 21.4 |
| 2 | CZE | 6 | 120 | 20.0 |
| 3 | ESP | 6 | 119 | 19.8 |
| 4 | KOR | 6 | 118 | 19.7 |
| 5 | MLI | 5 | 95 | 19.0 |
| 6 | AUS | 8 | 150 | 18.8 |
| 6 | BRA | 5 | 94 | 18.8 |
| 8 | BLR | 6 | 111 | 18.5 |
| 9 | USA | 8 | 143 | 17.9 |
| 10 | RUS | 8 | 142 | 17.8 |
| 11 | LAT | 5 | 86 | 17.2 |
| 12 | CHN | 8 | 123 | 15.4 |

TURNOVERS

| Rk | Team | GP | Total | Avg |
|----|------|----|-------|------|
| 1 | MLI | 5 | 134 | 26.8 |
| 2 | BLR | 6 | 123 | 20.5 |
| 3 | NZL | 5 | 98 | 19.6 |
| 4 | CZE | 6 | 117 | 19.5 |
| 5 | ESP | 6 | 114 | 19.0 |
| 6 | LAT | 5 | 92 | 18.4 |
| 7 | BRA | 5 | 84 | 16.8 |
| 8 | RUS | 8 | 133 | 16.6 |
| 9 | CHN | 8 | 116 | 14.5 |
| 10 | KOR | 6 | 83 | 13.8 |
| 11 | USA | 8 | 105 | 13.1 |
| 12 | AUS | 8 | 99 | 12.4 |

STEALS

| Rk | Team | GP | Total | Avg |
|----|------|----|-------|------|
| 1 | ESP | 6 | 68 | 11.3 |
| 2 | USA | 8 | 82 | 10.3 |
| 3 | KOR | 6 | 58 | 9.7 |
| 4 | AUS | 8 | 75 | 9.4 |
| 5 | CZE | 6 | 51 | 8.5 |
| 6 | RUS | 8 | 63 | 7.9 |
| 7 | BRA | 5 | 39 | 7.8 |
| 8 | BLR | 6 | 45 | 7.5 |
| 9 | CHN | 8 | 54 | 6.8 |
| 10 | NZL | 5 | 32 | 6.4 |
| 11 | MLI | 5 | 30 | 6.0 |
| 12 | LAT | 5 | 28 | 5.6 |

BLOCKED SHOTS

| Rk | Team | GP | Total | Avg |
|----|------|----|-------|-----|
| 1 | CZE | 6 | 28 | 4.7 |
| 2 | USA | 8 | 31 | 3.9 |
| 3 | BLR | 6 | 22 | 3.7 |
| 4 | RUS | 8 | 23 | 2.9 |
| 5 | LAT | 5 | 12 | 2.4 |
| 6 | CHN | 8 | 17 | 2.1 |
| 7 | ESP | 6 | 12 | 2.0 |
| 8 | MLI | 5 | 8 | 1.6 |
| 9 | AUS | 8 | 11 | 1.4 |
| 10 | BRA | 5 | 3 | 0.6 |
| 11 | KOR | 6 | 3 | 0.5 |
| 12 | NZL | 5 | 2 | 0.4 |

| | | | | |
|----------------|---------------------|--------------------|--------------------|--------------|
| Legend: | % | Avg | Def | GP |
| | Shooting Percentage | Average per Game | Defensive Rebounds | Games Played |
| | M/A | Offensive Rebounds | Rk | |
| | Made/Attempts | | Rank | |



INDIVIDUAL STATISTICS As of 23 AUG 2008
个人技术统计 / STATISTIQUES INDIVIDUELLES

POINTS (by average)

| Rk | Name | Team | GP | Total | Avg |
|----|------------------------|------|----|-------|------|
| 1 | MIAO Lijie | CHN | 8 | 143 | 17.9 |
| 2 | JACKSON Lauren | AUS | 8 | 138 | 17.3 |
| 3 | JEKABSONE-ZOGOTA Anete | LAT | 5 | 79 | 15.8 |
| 3 | MARINO Angela | NZL | 5 | 79 | 15.8 |
| 5 | CHEN Nan | CHN | 8 | 119 | 14.9 |
| 6 | SANTOS Kelly | BRA | 5 | 73 | 14.6 |
| 7 | MONTANANA Anna | ESP | 6 | 87 | 14.5 |
| 8 | BEON Yeonha | KOR | 6 | 85 | 14.2 |
| 9 | LEUCHANKA Yelena | BLR | 6 | 83 | 13.8 |
| 10 | FOWLES Sylvia | USA | 8 | 107 | 13.4 |

POINTS (by total)

| Rk | Name | Team | GP | Avg | Total |
|----|---------------------|------|----|------|-------|
| 1 | MIAO Lijie | CHN | 8 | 17.9 | 143 |
| 2 | JACKSON Lauren | AUS | 8 | 17.3 | 138 |
| 3 | CHEN Nan | CHN | 8 | 14.9 | 119 |
| 4 | FOWLES Sylvia | USA | 8 | 13.4 | 107 |
| 5 | HAMMON Rebekka Linn | RUS | 8 | 13.0 | 104 |
| 6 | THOMPSON Tina | USA | 8 | 12.8 | 102 |
| 7 | SHCHEGOLEVA Tatiana | RUS | 8 | 12.3 | 98 |
| 8 | BATKOVIC Suzy | AUS | 8 | 11.9 | 95 |
| 8 | BIAN Lan | CHN | 8 | 11.9 | 95 |
| 10 | SNELL Belinda | AUS | 8 | 11.4 | 91 |

REBOUNDS

| Rk | Name | Team | GP | Off | Def | Total | Avg |
|----|------------------------|------|----|-----|-----|-------|------|
| 1 | LEUCHANKA Yelena | BLR | 6 | 22 | 38 | 60 | 10.0 |
| 2 | SISSOKO Djenebou | MLI | 5 | 22 | 28 | 50 | 10.0 |
| 3 | BATKOVIC Suzy | AUS | 8 | 23 | 48 | 71 | 8.9 |
| 4 | JACKSON Lauren | AUS | 8 | 29 | 40 | 69 | 8.6 |
| 5 | FOWLES Sylvia | USA | 8 | 23 | 44 | 67 | 8.4 |
| 6 | VERAMEYENKA Anastasiya | BLR | 6 | 7 | 43 | 50 | 8.3 |
| 7 | DIAWARA Djene | MLI | 5 | 15 | 25 | 40 | 8.0 |
| 8 | CHEN Nan | CHN | 8 | 17 | 43 | 60 | 7.5 |
| 9 | VESELA Jana | CZE | 6 | 13 | 32 | 45 | 7.5 |

2 players tied for 10th place with

7.0

ASSISTS

| Rk | Name | Team | GP | Total | Avg |
|----|------------------------|------|----|-------|-----|
| 1 | HARROWER Kristi | AUS | 8 | 35 | 4.4 |
| 2 | JEKABSONE-ZOGOTA Anete | LAT | 5 | 20 | 4.0 |
| 3 | MARCHANKA Natallia | BLR | 6 | 22 | 3.7 |
| 4 | LAWSON Kara | USA | 8 | 24 | 3.0 |
| 5 | MACHOVA Hana | CZE | 6 | 18 | 3.0 |
| 6 | PINTO Adriana | BRA | 5 | 14 | 2.8 |
| 7 | MIAO Lijie | CHN | 8 | 21 | 2.6 |
| 7 | SONG Xiaoyun | CHN | 8 | 21 | 2.6 |
| 9 | TAURASI Diana | USA | 8 | 19 | 2.4 |

2 players tied for 10th place with

2.4

FOULS ON

| Rk | Name | Team | GP | Total | Avg |
|----|---------------------|------|----|-------|-----|
| 1 | SANTOS Kelly | BRA | 5 | 36 | 7.2 |
| 2 | SHCHEGOLEVA Tatiana | RUS | 8 | 48 | 6.0 |
| 3 | MARINO Angela | NZL | 5 | 30 | 6.0 |
| 4 | MIAO Lijie | CHN | 8 | 38 | 4.8 |
| 5 | SISSOKO Djenebou | MLI | 5 | 23 | 4.6 |
| 6 | JACKSON Lauren | AUS | 8 | 36 | 4.5 |
| 7 | LEUCHANKA Yelena | BLR | 6 | 26 | 4.3 |
| 8 | TAYLOR Penny | AUS | 7 | 27 | 3.9 |
| 9 | VECEROVA Ivana | CZE | 6 | 23 | 3.8 |

2 players tied for 10th place with

3.8

BLOCKED SHOTS

| Rk | Name | Team | GP | Total | Avg |
|----|------------------------|------|----|-------|-----|
| 1 | VERAMEYENKA Anastasiya | BLR | 6 | 14 | 2.3 |
| 2 | CHEN Nan | CHN | 8 | 11 | 1.4 |
| 2 | LESLIE Lisa | USA | 8 | 11 | 1.4 |
| 2 | OSIPOVA Irina | RUS | 8 | 11 | 1.4 |
| 5 | VESELA Jana | CZE | 6 | 8 | 1.3 |
| 6 | VECEROVA Ivana | CZE | 6 | 6 | 1.0 |
| 7 | COULIBALY Nagnouma | MLI | 5 | 5 | 1.0 |
| 8 | FOWLES Sylvia | USA | 8 | 7 | 0.9 |
| 9 | JACKSON Lauren | AUS | 8 | 6 | 0.8 |

2 players tied for 10th place with

0.8

STEALS

| Rk | Name | Team | GP | Total | Avg |
|----|------------------|------|----|-------|-----|
| 1 | LEE Misun | KOR | 6 | 21 | 3.5 |
| 2 | VALDEMORO Amaya | ESP | 6 | 18 | 3.0 |
| 3 | SONG Xiaoyun | CHN | 8 | 19 | 2.4 |
| 4 | MONTANANA Anna | ESP | 6 | 14 | 2.3 |
| 5 | TAYLOR Penny | AUS | 7 | 15 | 2.1 |
| 6 | MACHOVA Hana | CZE | 6 | 12 | 2.0 |
| 7 | BEVILAQUA Tully | AUS | 8 | 14 | 1.8 |
| 7 | BIRD Sue | USA | 8 | 14 | 1.8 |
| 7 | CATCHINGS Tamika | USA | 8 | 14 | 1.8 |
| 10 | VESELA Jana | CZE | 6 | 10 | 1.7 |

TURNOVERS

| Rk | Name | Team | GP | Total | Avg |
|----|------------------------|------|----|-------|-----|
| 1 | JEKABSONE-ZOGOTA Anete | LAT | 5 | 23 | 4.6 |
| 2 | MARCHANKA Natallia | BLR | 6 | 26 | 4.3 |
| 3 | SININTA Aminata | MLI | 5 | 20 | 4.0 |
| 4 | MONTANANA Anna | ESP | 6 | 23 | 3.8 |
| 5 | BAGAYOKO Fatoumata | MLI | 5 | 18 | 3.6 |
| 5 | JACINTO Micaela | BRA | 5 | 18 | 3.6 |
| 7 | HAMMON Rebekka Linn | RUS | 8 | 28 | 3.5 |
| 8 | TROINA Tatyana | BLR | 6 | 21 | 3.5 |
| 9 | LEUCHANKA Yelena | BLR | 6 | 19 | 3.2 |
| 9 | MACHOVA Hana | CZE | 6 | 19 | 3.2 |



INDIVIDUAL STATISTICS As of 23 AUG 2008
个人技术统计 / STATISTIQUES INDIVIDUELLES

TOTAL FIELD GOALS % (8 attempts/game minimum)

| Rk | Name | Team | GP | M/A | % |
|----|------------------------|------|----|---------|------|
| 1 | FOWLES Sylvia | USA | 8 | 45 / 70 | 64.3 |
| 2 | LESLIE Lisa | USA | 8 | 38 / 66 | 57.6 |
| 3 | HAMMON Rebekka Linn | RUS | 8 | 37 / 68 | 54.4 |
| 4 | MIAO Lijie | CHN | 8 | 48 / 90 | 53.3 |
| 5 | CHEN Nan | CHN | 8 | 48 / 93 | 51.6 |
| 6 | MONTANANA Anna | ESP | 6 | 34 / 68 | 50.0 |
| 7 | THOMPSON Tina | USA | 8 | 38 / 77 | 49.4 |
| 8 | JANSONE Liene | LAT | 5 | 22 / 45 | 48.9 |
| 9 | LEUCHANKA Yelena | BLR | 6 | 29 / 63 | 46.0 |
| 10 | VERAMEYENKA Anastasiya | BLR | 6 | 23 / 50 | 46.0 |

TOTAL FIELD GOALS MADE

| Rk | Name | Team | GP | Total | Avg |
|----|------------------------|------|----|-------|-----|
| 1 | JACKSON Lauren | AUS | 8 | 50 | 6.3 |
| 2 | CHEN Nan | CHN | 8 | 48 | 6.0 |
| 2 | MIAO Lijie | CHN | 8 | 48 | 6.0 |
| 4 | MONTANANA Anna | ESP | 6 | 34 | 5.7 |
| 5 | FOWLES Sylvia | USA | 8 | 45 | 5.6 |
| 6 | JEKABSONE-ZOGOTA Anete | LAT | 5 | 27 | 5.4 |
| 7 | SISSOKO Djenebou | MLI | 5 | 26 | 5.2 |
| 8 | JUNG Sunmin | KOR | 6 | 30 | 5.0 |
| 9 | LESLIE Lisa | USA | 8 | 38 | 4.8 |
| 9 | THOMPSON Tina | USA | 8 | 38 | 4.8 |

2 POINTS FIELD GOALS % (6 attempts/game minimum)

| Rk | Name | Team | GP | M/A | % |
|----|------------------------|------|----|---------|------|
| 1 | FOWLES Sylvia | USA | 8 | 45 / 70 | 64.3 |
| 2 | WALLBUTTON Lisa | NZL | 5 | 22 / 35 | 62.9 |
| 3 | LESLIE Lisa | USA | 8 | 38 / 66 | 57.6 |
| 4 | MIAO Lijie | CHN | 8 | 33 / 60 | 55.0 |
| 5 | MONTANANA Anna | ESP | 6 | 28 / 53 | 52.8 |
| 6 | THOMPSON Tina | USA | 8 | 29 / 55 | 52.7 |
| 7 | CHEN Nan | CHN | 8 | 48 / 93 | 51.6 |
| 8 | JACKSON Lauren | AUS | 8 | 38 / 76 | 50.0 |
| 9 | JEKABSONE-ZOGOTA Anete | LAT | 5 | 19 / 38 | 50.0 |
| 10 | KORSTIN Ilona | RUS | 8 | 26 / 53 | 49.1 |

2 POINTS FIELD GOALS MADE

| Rk | Name | Team | GP | Total | Avg |
|----|------------------|------|----|-------|-----|
| 1 | CHEN Nan | CHN | 8 | 48 | 6.0 |
| 2 | FOWLES Sylvia | USA | 8 | 45 | 5.6 |
| 3 | SISSOKO Djenebou | MLI | 5 | 26 | 5.2 |
| 4 | JACKSON Lauren | AUS | 8 | 38 | 4.8 |
| 4 | LESLIE Lisa | USA | 8 | 38 | 4.8 |
| 6 | LEUCHANKA Yelena | BLR | 6 | 29 | 4.8 |
| 7 | JUNG Sunmin | KOR | 6 | 28 | 4.7 |
| 7 | MONTANANA Anna | ESP | 6 | 28 | 4.7 |
| 9 | HARMON Jillian | NZL | 5 | 23 | 4.6 |

2 players tied for 10th place with 4.4

3 POINTS FIELD GOALS % (2 attempts/game minimum)

| Rk | Name | Team | GP | M/A | % |
|----|---------------------|------|----|---------|------|
| 1 | HAMMON Rebekka Linn | RUS | 8 | 15 / 30 | 50.0 |
| 1 | MIAO Lijie | CHN | 8 | 15 / 30 | 50.0 |
| 3 | PINTO Adriana | BRA | 5 | 12 / 24 | 50.0 |
| 4 | CHOI Younah | KOR | 6 | 8 / 16 | 50.0 |
| 5 | KUBLINA Ieva | LAT | 5 | 7 / 14 | 50.0 |
| 6 | SNYTSINA Katsiaryna | BLR | 6 | 8 / 17 | 47.1 |
| 7 | JANSONE Liene | LAT | 5 | 7 / 16 | 43.8 |
| 7 | KARPUNINA Marina | RUS | 8 | 7 / 16 | 43.8 |
| 7 | SHCHEGOLEVA Tatiana | RUS | 8 | 7 / 16 | 43.8 |
| 10 | TAURASI Diana | USA | 8 | 12 / 28 | 42.9 |

3 POINTS FIELD GOALS MADE

| Rk | Name | Team | GP | Total | Avg |
|----|------------------------|------|----|-------|-----|
| 1 | BEON Yeonha | KOR | 6 | 22 | 3.7 |
| 2 | PINTO Adriana | BRA | 5 | 12 | 2.4 |
| 3 | MARINO Angela | NZL | 5 | 11 | 2.2 |
| 4 | VALDEMORO Amaya | ESP | 6 | 12 | 2.0 |
| 5 | HAMMON Rebekka Linn | RUS | 8 | 15 | 1.9 |
| 5 | MIAO Lijie | CHN | 8 | 15 | 1.9 |
| 7 | JEKABSONE-ZOGOTA Anete | LAT | 5 | 8 | 1.6 |
| 7 | NEVES Claudia | BRA | 5 | 8 | 1.6 |
| 9 | JACKSON Lauren | AUS | 8 | 12 | 1.5 |
| 9 | TAURASI Diana | USA | 8 | 12 | 1.5 |

FREE THROWS % (3 attempts/game minimum)

| Rk | Name | Team | GP | M/A | % |
|----|------------------------|------|----|---------|------|
| 1 | MIAO Lijie | CHN | 8 | 32 / 36 | 88.9 |
| 2 | TAYLOR Penny | AUS | 7 | 22 / 25 | 88.0 |
| 3 | KERR Aneka | NZL | 5 | 14 / 16 | 87.5 |
| 4 | SANCHEZ Isabel | ESP | 6 | 19 / 22 | 86.4 |
| 5 | LEUCHANKA Yelena | BLR | 6 | 25 / 29 | 86.2 |
| 6 | JEKABSONE-ZOGOTA Anete | LAT | 5 | 17 / 20 | 85.0 |
| 7 | TROINA Tatyana | BLR | 6 | 16 / 19 | 84.2 |
| 8 | MARINO Angela | NZL | 5 | 26 / 31 | 83.9 |
| 9 | MACHOVA Hana | CZE | 6 | 15 / 18 | 83.3 |
| 10 | SHCHEGOLEVA Tatiana | RUS | 8 | 27 / 33 | 81.8 |

FREE THROWS MADE

| Rk | Name | Team | GP | Total | Avg |
|----|------------------------|------|----|-------|-----|
| 1 | SANTOS Kelly | BRA | 5 | 29 | 5.8 |
| 2 | MARINO Angela | NZL | 5 | 26 | 5.2 |
| 3 | LEUCHANKA Yelena | BLR | 6 | 25 | 4.2 |
| 4 | MIAO Lijie | CHN | 8 | 32 | 4.0 |
| 5 | SHCHEGOLEVA Tatiana | RUS | 8 | 27 | 3.4 |
| 6 | JEKABSONE-ZOGOTA Anete | LAT | 5 | 17 | 3.4 |
| 7 | JACKSON Lauren | AUS | 8 | 26 | 3.3 |
| 8 | SANCHEZ Isabel | ESP | 6 | 19 | 3.2 |
| 9 | TAYLOR Penny | AUS | 7 | 22 | 3.1 |
| 10 | SISSOKO Djenebou | MLI | 5 | 15 | 3.0 |

Note:
All players eligible for these statistics must have played at least 50% of all games.

Legend:
% Shooting Percentage Avg Average per Game Def Defensive Rebounds GP Games Played
M/A Made/Attempts Off Offensive Rebounds Rk Rank



ATTENDANCE SUMMARY As of 23 AUG 2008
观众人数统计表 / RAPPORT SUR LES TAUX DE FRÉQUENTATION

| Date | Time | Session | Teams | Results | Phase | Game No. | Venue | Attendance | % Capacity |
|---|-------|---------|------------|----------|---------------------------|----------|------------------------------|----------------|-------------|
| SAT 9 AUG | 09:00 | 1 | BLR vs AUS | 64 - 83 | Preliminary Round Group A | 1 | Olympic Basketball Gymnasium | 11,083 | 100% |
| | 11:15 | | MLI vs NZL | 72 - 76 | Preliminary Round Group B | 2 | Olympic Basketball Gymnasium | | |
| | 14:30 | 2 | ESP vs CHN | 64 - 67 | Preliminary Round Group B | 3 | Olympic Basketball Gymnasium | 11,083 | 100% |
| | 16:45 | | BRA vs KOR | 62 - 68 | Preliminary Round Group A | 4 | Olympic Basketball Gymnasium | | |
| | 20:00 | 3 | USA vs CZE | 97 - 57 | Preliminary Round Group B | 5 | Olympic Basketball Gymnasium | 11,083 | 100% |
| | 22:15 | | RUS vs LAT | 62 - 57 | Preliminary Round Group A | 6 | Olympic Basketball Gymnasium | | |
| Daily Total | | | | | | | | 33,249 | 100% |
| MON 11 AUG | 09:00 | 1 | NZL vs ESP | 62 - 85 | Preliminary Round Group B | 13 | Olympic Basketball Gymnasium | 11,083 | 100% |
| | 11:15 | | CZE vs MLI | 81 - 47 | Preliminary Round Group B | 14 | Olympic Basketball Gymnasium | | |
| | 14:30 | 2 | KOR vs RUS | 72 - 77 | Preliminary Round Group A | 15 | Olympic Basketball Gymnasium | 11,083 | 100% |
| | 16:45 | | LAT vs BLR | 57 - 79 | Preliminary Round Group A | 16 | Olympic Basketball Gymnasium | | |
| | 20:00 | 3 | CHN vs USA | 63 - 108 | Preliminary Round Group B | 17 | Olympic Basketball Gymnasium | 11,083 | 100% |
| | 22:15 | | AUS vs BRA | 80 - 65 | Preliminary Round Group A | 18 | Olympic Basketball Gymnasium | | |
| Daily Total | | | | | | | | 33,249 | 100% |
| WED 13 AUG | 09:00 | 1 | BLR vs RUS | 65 - 71 | Preliminary Round Group A | 25 | Olympic Basketball Gymnasium | 11,083 | 100% |
| | 11:15 | | ESP vs CZE | 74 - 55 | Preliminary Round Group B | 26 | Olympic Basketball Gymnasium | | |
| | 14:30 | 2 | BRA vs LAT | 78 - 79 | Preliminary Round Group A | 27 | Olympic Basketball Gymnasium | 11,083 | 100% |
| | 16:45 | | NZL vs CHN | 63 - 80 | Preliminary Round Group B | 28 | Olympic Basketball Gymnasium | | |
| | 20:00 | 3 | AUS vs KOR | 90 - 62 | Preliminary Round Group A | 29 | Olympic Basketball Gymnasium | 11,083 | 100% |
| | 22:15 | | MLI vs USA | 41 - 97 | Preliminary Round Group B | 30 | Olympic Basketball Gymnasium | | |
| Daily Total | | | | | | | | 33,249 | 100% |
| FRI 15 AUG | 09:00 | 1 | CZE vs NZL | 90 - 59 | Preliminary Round Group B | 37 | Olympic Basketball Gymnasium | 11,083 | 100% |
| | 11:15 | | LAT vs AUS | 73 - 96 | Preliminary Round Group A | 38 | Olympic Basketball Gymnasium | | |
| | 14:30 | 2 | RUS vs BRA | 74 - 64 | Preliminary Round Group A | 39 | Olympic Basketball Gymnasium | 11,083 | 100% |
| | 16:45 | | CHN vs MLI | 69 - 48 | Preliminary Round Group B | 40 | Olympic Basketball Gymnasium | | |
| | 20:00 | 3 | USA vs ESP | 93 - 55 | Preliminary Round Group B | 41 | Olympic Basketball Gymnasium | 11,083 | 100% |
| | 22:15 | | KOR vs BLR | 53 - 63 | Preliminary Round Group A | 42 | Olympic Basketball Gymnasium | | |
| Daily Total | | | | | | | | 33,249 | 100% |
| SUN 17 AUG | 09:00 | 1 | ESP vs MLI | 79 - 47 | Preliminary Round Group B | 49 | Olympic Basketball Gymnasium | 11,083 | 100% |
| | 11:15 | | AUS vs RUS | 75 - 55 | Preliminary Round Group A | 50 | Olympic Basketball Gymnasium | | |
| | 14:30 | 2 | LAT vs KOR | 68 - 72 | Preliminary Round Group A | 51 | Olympic Basketball Gymnasium | 11,083 | 100% |
| | 16:45 | | BRA vs BLR | 68 - 53 | Preliminary Round Group A | 52 | Olympic Basketball Gymnasium | | |
| | 20:00 | 3 | CZE vs CHN | 63 - 79 | Preliminary Round Group B | 53 | Olympic Basketball Gymnasium | 11,083 | 100% |
| | 22:15 | | NZL vs USA | 60 - 96 | Preliminary Round Group B | 54 | Olympic Basketball Gymnasium | | |
| Daily Total | | | | | | | | 33,249 | 100% |
| Preliminary Round Total | | | | | | | | 166,245 | 100% |
| TUE 19 AUG | 14:30 | 1 | CHN vs BLR | 77 - 62 | Quarterfinal | 61 | Olympic Basketball Gymnasium | 11,083 | 100% |
| | 16:45 | | AUS vs CZE | 79 - 46 | Quarterfinal | 62 | Olympic Basketball Gymnasium | | |
| | 20:00 | 2 | USA vs KOR | 104 - 60 | Quarterfinal | 64 | Olympic Basketball Gymnasium | 11,083 | 100% |
| | 22:15 | | RUS vs ESP | 84 - 65 | Quarterfinal | 63 | Olympic Basketball Gymnasium | | |
| Daily Total | | | | | | | | 22,166 | 100% |
| THU 21 AUG | 20:00 | 1 | RUS vs USA | 52 - 67 | Semifinal | 70 | Olympic Basketball Gymnasium | 11,083 | 100% |
| | 22:15 | | CHN vs AUS | 56 - 90 | Semifinal | 69 | Olympic Basketball Gymnasium | | |
| Daily Total | | | | | | | | 11,083 | 100% |
| SAT 23 AUG | 19:30 | 1 | CHN vs RUS | 81 - 94 | Bronze Medal Game | 73 | Olympic Basketball Gymnasium | 11,083 | 100% |
| | 22:00 | | AUS vs USA | 65 - 92 | Gold Medal Game | 74 | Olympic Basketball Gymnasium | | |
| Daily Total | | | | | | | | 11,083 | 100% |
| Final Phase Total | | | | | | | | 44,332 | 100% |
| Women's Tournament Total | | | | | | | | 210,577 | 100% |
| Men's Tournament Total | | | | | | | | 199,494 | 100% |
| Basketball Tournaments Total | | | | | | | | 410,071 | 100% |
| Olympic Basketball Gymnasium public capacity | | | | | | | | 11,083 | |



SUN 星期日 DIM
24 AUG 2008

BASKETBALL
篮球 / BASKETBALL

MEN
男子项目 / HOMMES



MEDALLISTS
获奖名单 / MÉDAILLÉS

| GOLD | SILVER | BRONZE |
|------|--------|--------|
|------|--------|--------|

USA - United States

- 4 BOOZER Carlos
- 5 KIDD Jason (C)
- 6 JAMES Lebron
- 7 WILLIAMS Deron
- 8 REDD Michael
- 9 WADE Dwyane
- 10 BRYANT Kobe
- 11 HOWARD Dwight
- 12 BOSH Chris
- 13 PAUL Chris
- 14 PRINCE Tayshaun
- 15 ANTHONY Carmelo

ESP - Spain

- 4 GASOL Pau
- 5 FERNANDEZ Rudy
- 6 RUBIO Ricky
- 7 NAVARRO Juan Carlos
- 8 CALDERON Jose Manuel
- 9 REYES Felipe
- 10 JIMENEZ Carlos (C)
- 11 LOPEZ Raul
- 12 RODRIGUEZ Berni
- 13 GASOL Marc
- 14 MUMBRU Alex
- 15 GARBAJOSA Jorge

ARG - Argentina

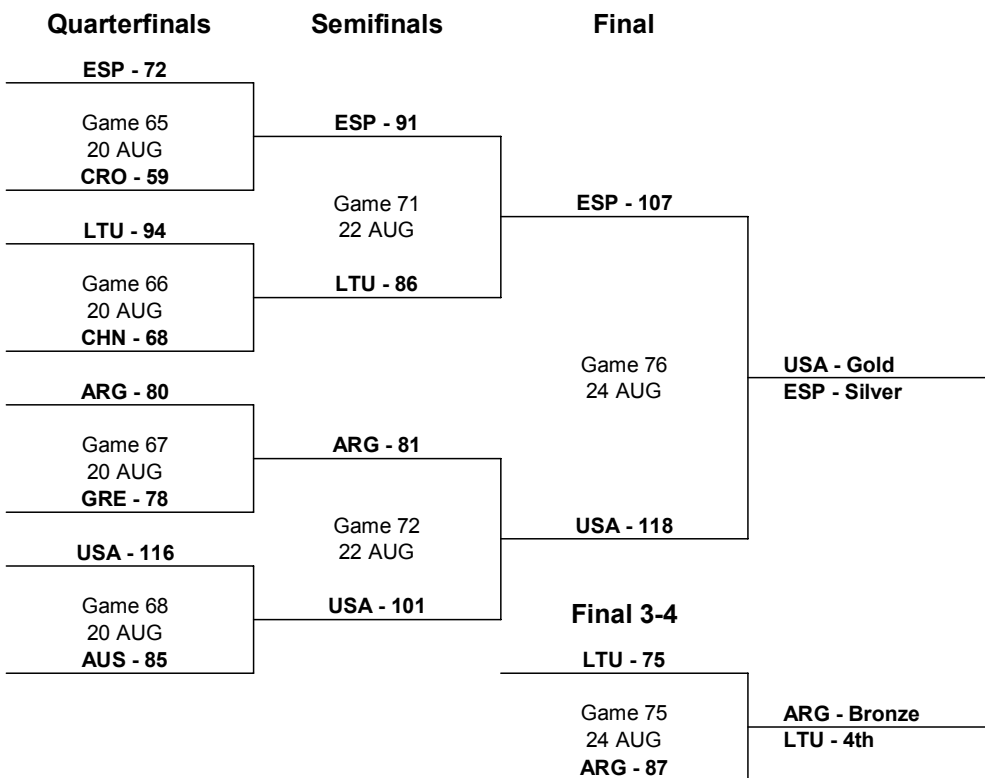
- 4 SCOLA Luis Alberto (C)
- 5 GINOBILI Emanuel David
- 6 GONZALEZ Roman Javier
- 7 OBERTO Fabricio Raul Jesus
- 8 PRIGIONI Pablo
- 9 PORTA PERNIGOTTI Antonio Alejandro
- 10 DELFINO Carlos Francisco
- 11 QUINTEROS Alfredo Paolo
- 12 GUTIERREZ Leonardo Martin
- 13 NOCIONI Andres Marcelo
- 14 GUTIERREZ LLANAS Juan Pedro
- 15 KAMMERICHS Guillermo Federico



FINAL STANDINGS As of 24 AUG 2008
最后排名 / CLASSEMENT FINAL

| Group A | | | | | | | | Games | | | Points | | Class. Points |
|---------|-----|----------|---------|---------|----------|---------|----------|--------|-----|------|--------|---------|---------------|
| Rank | | LTU | ARG | CRO | AUS | RUS | IRI | Played | Won | Lost | For | Against | |
| 1 | LTU | | 79 - 75 | 86 - 73 | 75 - 106 | 86 - 79 | 99 - 67 | 5 | 4 | 1 | 425 | 400 | 9 |
| 2 | ARG | 75 - 79 | | 77 - 53 | 85 - 68 | 91 - 79 | 97 - 82 | 5 | 4 | 1 | 425 | 361 | 9 |
| 3 | CRO | 73 - 86 | 53 - 77 | | 97 - 82 | 85 - 78 | 91 - 57 | 5 | 3 | 2 | 399 | 380 | 8 |
| 4 | AUS | 106 - 75 | 68 - 85 | 82 - 97 | | 95 - 80 | 106 - 68 | 5 | 3 | 2 | 457 | 405 | 8 |
| 5 | RUS | 79 - 86 | 79 - 91 | 78 - 85 | 80 - 95 | | 71 - 49 | 5 | 1 | 4 | 387 | 406 | 6 |
| 6 | IRI | 67 - 99 | 82 - 97 | 57 - 91 | 68 - 106 | 49 - 71 | | 5 | 0 | 5 | 323 | 464 | 5 |

| Group B | | | | | | | | Games | | | Points | | Class. Points |
|---------|-----|----------|----------|----------|----------|----------|----------|--------|-----|------|--------|---------|---------------|
| Rank | | USA | ESP | GRE | CHN | GER | ANG | Played | Won | Lost | For | Against | |
| 1 | USA | | 119 - 82 | 92 - 69 | 101 - 70 | 106 - 57 | 97 - 76 | 5 | 5 | 0 | 515 | 354 | 10 |
| 2 | ESP | 82 - 119 | | 81 - 66 | 85 - 75 | 72 - 59 | 98 - 50 | 5 | 4 | 1 | 418 | 369 | 9 |
| 3 | GRE | 69 - 92 | 66 - 81 | | 91 - 77 | 87 - 64 | 102 - 61 | 5 | 3 | 2 | 415 | 375 | 8 |
| 4 | CHN | 70 - 101 | 75 - 85 | 77 - 91 | | 59 - 55 | 85 - 68 | 5 | 2 | 3 | 366 | 400 | 7 |
| 5 | GER | 57 - 106 | 59 - 72 | 64 - 87 | 55 - 59 | | 95 - 66 | 5 | 1 | 4 | 330 | 390 | 6 |
| 6 | ANG | 76 - 97 | 50 - 98 | 61 - 102 | 68 - 85 | 66 - 95 | | 5 | 0 | 5 | 321 | 477 | 5 |



| Final Standings | | | | |
|-----------------|------|------|----|-------|
| Medal | Rank | Team | GP | W-L |
| Gold | 1 | USA | 8 | 8 - 0 |
| Silver | 2 | ESP | 8 | 6 - 2 |
| Bronze | 3 | ARG | 8 | 6 - 2 |
| | 4 | LTU | 8 | 5 - 3 |
| | 5 | GRE | 6 | 3 - 3 |
| | 6 | CRO | 6 | 3 - 3 |
| | 7 | AUS | 6 | 3 - 3 |
| | 8 | CHN | 6 | 2 - 4 |
| | 9 | RUS | 5 | 1 - 4 |
| | 10 | GER | 5 | 1 - 4 |
| | 11 | IRI | 5 | 0 - 5 |
| | 12 | ANG | 5 | 0 - 5 |

Legend:
GP Games Played W-L Win-Loss



TEAM ROSTER As of 7 AUG 2008
球队名单 / COMPOSITION DE L' ÉQUIPE

ANG - Angola

| No. | Name | Pos | Height m/ft in | Date of Birth | Club - Season 2007/2008 | Int'l. Games Played |
|---------------------|--------------------|-------|-------------------|---------------|------------------------------|---------------------------|
| 4 | CIPRIANO Olimpio | F (3) | 1.94 / 6'4" | 9 APR 1982 | 1 AGOSTO, LUANDA (ANG) | 50 |
| 5 | COSTA Armando | G (2) | 1.92 / 6'4" | 3 JUN 1983 | POHEOSTO, LUANDA (ANG) | 35 |
| 6 | MORAIS Carlos | F (3) | 1.90 / 6'3" | 16 OCT 1985 | PETRO ATLETICO, LUANDA (ANG) | 35 |
| 7 | BARROS Milton | G (1) | 1.83 / 6'0" | 21 JUN 1984 | PETRO ATLETICO, LUANDA (ANG) | 45 |
| 8 | COSTA Luis | F (3) | 1.90 / 6'3" | 7 JUN 1978 | PETRO ATLETICO, LUANDA (ANG) | 31 |
| 9 | JERONIMO Vladimir | F (4) | 1.93 / 6'4" | 4 OCT 1978 | 1 AGOSTO, LUANDA (ANG) | 26 |
| 10 | GOMES Joaquim | C (5) | 2.00 / 6'7" | 23 DEC 1980 | 1 AGOSTO, LUANDA (ANG) | 81 |
| 11 | AMBROSIO Felizardo | F (4) | 2.01 / 6'7" | 25 DEC 1987 | 1 AGOSTO, LUANDA (ANG) | 15 |
| 12 | MOUSSA Abdel | C (5) | 2.04 / 6'8" | 8 APR 1980 | PETRO ATLETICO, LUANDA (ANG) | 41 |
| 13 | ALMEIDA Carlos (C) | F (3) | 1.92 / 6'4" | 24 SEP 1976 | 1 AGOSTO, LUANDA (ANG) | 77 |
| 14 | PAULO Leonel | F (4) | 1.98 / 6'6" | 30 APR 1986 | PETRO ATLETICO, LUANDA (ANG) | 5 |
| 15 | MINGAS Eduardo | C (5) | 1.96 / 6'5" | 29 JAN 1979 | PETRO ATLETICO, LUANDA (ANG) | 66 |
| Team Average | | | 1.94 / 6'4" | | | 42.3 |

Coach CARVALHO Alberto
Assistant Coach MOREIRA Anibal de Jesus
Assistant Coach BARROS Artur Casimiro

Team Uniform Colour:
Light: WHITE
Dark: RED

Note:
Number of international games played provided by NOC.

Legend:

| | | | |
|-----------------|----------------------|-------------------|-------------------|
| (1) Point Guard | (2) Shooting Guard | (3) Small Forward | (4) Power Forward |
| (5) Centre | (C) Captain | C Centre | F Forward |
| G Guard | Pos Playing Position | | |



TEAM ROSTER As of 8 AUG 2008
球队名单 / COMPOSITION DE L' ÉQUIPE

ARG - Argentina

| No. | Name | Pos | Height m/ft in | Date of Birth | Club - Season 2007/2008 | Int'l. Games Played |
|---------------------|----------------------------------|-----------|-------------------|---------------|--------------------------------------|---------------------------|
| 4 | SCOLA Luis Alberto (C) | F (4) | 2.07 / 6'9" | 30 APR 1980 | HOUSTON ROCKETS, HOUSTON (USA) | |
| 5 | GINOBILI Emanuel David | G (2) | 1.98 / 6'6" | 28 JUL 1977 | SAN ANTONIO SPURS, SAN ANTONIO (USA) | |
| 6 | GONZALEZ Roman Javier | C (5) | 2.10 / 6'11" | 28 JAN 1978 | PENAROL, MAR DE PLATA (ARG) | |
| 7 | OBERTO Fabricio Raul Jesus | C (5) | 2.08 / 6'10" | 21 MAR 1975 | SAN ANTONIO SPURS, SAN ANTONIO (USA) | |
| 8 | PRIGIONI Pablo | G (2) | 1.91 / 6'3" | 17 MAY 1975 | TAU CERAMICA, VITORIA (ESP) | |
| 9 | PORTA PERNIGOTTI Antonio Alejand | G (1/2) | 1.90 / 6'3" | 28 OCT 1983 | SPARTAK, ST. PETERSBURG (RUS) | |
| 10 | DELFINO Carlos Francisco | G (2) | 1.96 / 6'5" | 29 AUG 1972 | KHIMKI (RUS) | |
| 11 | QUINTEROS Alfredo Paolo | G (2) | 1.85 / 6'1" | 20 JAN 1979 | CAI ZARAGOZA, ZARAGOZA (ESP) | |
| 12 | GUTIERREZ Leonardo Martin | F (4) | 2.00 / 6'7" | 16 MAY 1978 | ATENAS CORDOBA (ARG) | |
| 13 | NOCIONI Andres Marcelo | F (3) | 2.03 / 6'8" | 30 NOV 1979 | CHICAGO BULLS, CHICAGO (USA) | |
| 14 | GUTIERREZ LLANAS Juan Pedro | F/G (4/5) | 2.04 / 6'8" | 10 OCT 1983 | GRANADA, GRANADA (ESP) | |
| 15 | KAMMERICHS Guillermo Federico | F (3) | 2.05 / 6'9" | 21 JUN 1980 | REGATAS CORRIENTES (ARG) | |
| Team Average | | | 2.00 / 6'7" | | | |

Coach HERNANDEZ Sergio Santos
Assistant Coach GARCIA Gonzalo
Assistant Coach LAMAS Julio

Team Uniform Colour:
Light: WHITE
Dark: BLUE

Note:
Number of international games played provided by NOC.

Legend:

| | | | |
|-----------------|----------------------|-------------------|-------------------|
| (1) Point Guard | (2) Shooting Guard | (3) Small Forward | (4) Power Forward |
| (5) Centre | (C) Captain | C Centre | F Forward |
| G Guard | Pos Playing Position | | |



TEAM ROSTER As of 7 AUG 2008
球队名单 / COMPOSITION DE L' ÉQUIPE

AUS - Australia

| No. | Name | Pos | Height m/ft in | Date of Birth | Club - Season 2007/2008 | Int'l. Games Played |
|---------------------|------------------|-----------|-------------------|---------------|----------------------------------|---------------------------|
| 4 | ANSTEY Chris | C (5) | 2.13/7'0" | 1 JAN 1975 | MELBOURNE, MELBOURNE (AUS) | 106 |
| 5 | MILLS Patrick | G (1) | 1.80/5'11" | 11 AUG 1988 | ST MARYS UNI, CALIFORNIA (USA) | 53 |
| 6 | BOGUT Andrew | C (5) | 2.13/7'0" | 28 NOV 1984 | MILWAUKEE BUCKS, MILWAUKEE (USA) | 59 |
| 7 | INGLES Joe | F (3) | 2.04/6'8" | 2 OCT 1987 | SOUTH DRAGONS, MELBOURNE (AUS) | 21 |
| 8 | NEWLEY Brad | G/F (2/3) | 1.99/6'6" | 18 FEB 1985 | PANIONIOS, ATHENS (GRE) | 78 |
| 9 | BRUTON CJ | G (1) | 1.88/6'2" | 13 DEC 1975 | NEW ZEALAND BREAKERS (NZL) | 92 |
| 10 | BARLOW David | G (2) | 2.05/6'9" | 22 OCT 1983 | MELBOURNE, MELBOURNE (AUS) | 20 |
| 11 | WORTHINGTON Mark | F (3/4) | 2.03/6'8" | 8 JUN 1983 | SOUTH DRAGONS, MELBOURNE (AUS) | 83 |
| 12 | SAVILLE Glen | F (3/4) | 1.99/6'6" | 17 JAN 1976 | WOLLONGONG (AUS) | 136 |
| 13 | ANDERSEN David | F/C (4/5) | 2.12/6'11" | 23 JUN 1980 | BC, BARCELONA (ESP) | 113 |
| 14 | NIELSEN Matt | F (4) | 2.09/6'10" | 3 FEB 1978 | LIETVOUS RYTAS, VILNIUS (LTU) | 114 |
| 15 | REDHAGE Shawn | F (3/4) | 2.03/6'8" | 21 JAN 1981 | PERTH, PERTH (AUS) | 7 |
| Team Average | | | 2.02/6'8" | | | 73.5 |

Coach GOORJIAN Brian
Assistant Coach JOYCE Brendan
Assistant Coach McLEOD Gordon

Team Uniform Colour:
Light: GOLD
Dark: GREEN

Note:
Number of international games played provided by NOC.

Legend:

| | | | |
|-----------------|----------------------|-------------------|-------------------|
| (1) Point Guard | (2) Shooting Guard | (3) Small Forward | (4) Power Forward |
| (5) Centre | (C) Captain | C Centre | F Forward |
| G Guard | Pos Playing Position | | |



TEAM ROSTER As of 7 AUG 2008
球队名单 / COMPOSITION DE L' ÉQUIPE

CHN - China

| No. | Name | Pos | Height m/ft in | Date of Birth | Club - Season 2007/2008 | Int'l. Games Played |
|---------------------|----------------|-----------|--------------------|---------------|----------------------------------|---------------------------|
| 4 | CHEN Jianghua | G (1) | 1.87 / 6'2" | 12 MAR 1989 | GUANGDONG, GUANGDONG (CHN) | 15 |
| 5 | LIU Wei (C) | G (1) | 1.90 / 6'3" | 15 JAN 1980 | SHANGHAI, SHANGHAI (CHN) | 65 |
| 6 | ZHANG Qingpeng | G (1/2) | 1.87 / 6'2" | 23 JAN 1985 | LIAONING, LIAONING (CHN) | 0 |
| 7 | WANG Shipeng | G (2) | 1.96 / 6'5" | 6 APR 1983 | GUANGDONG, GUANGDONG (CHN) | 40 |
| 8 | ZHU Fangyu | F (3) | 2.00 / 6'7" | 5 JAN 1983 | GUANGDONG, GUANGDONG (CHN) | 60 |
| 9 | SUN Yue | G (1) | 2.05 / 6'9" | 6 NOV 1985 | BEIJING, BEIJING (CHN) | 32 |
| 10 | LI Nan | F (3) | 1.98 / 6'6" | 25 SEP 1976 | BAYI, NINGBO (CHN) | 85 |
| 11 | YI Jianlian | F/C (4/5) | 2.11 / 6'11" | 27 OCT 1987 | MILWAUKEE BUCKS, MILWAUKEE (USA) | 70 |
| 12 | WANG Lei | F (3) | 2.00 / 6'7" | 12 AUG 1986 | BAYI, NINGBO (CHN) | 0 |
| 13 | YAO Ming | C (5) | 2.26 / 7'5" | 12 SEP 1980 | HOUSTON ROCKETS, HOUSTON (USA) | 65 |
| 14 | WANG Zhizhi | F/C (4/5) | 2.14 / 7'0" | 8 JUL 1979 | BAYI, NINGBO (CHN) | 67 |
| 15 | DU Feng | F (3/4) | 2.07 / 6'9" | 30 JUL 1981 | GUANGDONG, GUANGDONG (CHN) | 52 |
| Team Average | | | 2.02 / 6'8" | | | 45.9 |

Coach KAZLAUSKAS Jonas (LTU)
Assistant Coach GUO Shioiang
Assistant Coach NELSON Donn Charles (USA)

Team Uniform Colour:
Light: WHITE
Dark: RED

Note:
Number of international games played provided by NOC.

Legend:

| | | | |
|-----------------|----------------------|-------------------|-------------------|
| (1) Point Guard | (2) Shooting Guard | (3) Small Forward | (4) Power Forward |
| (5) Centre | (C) Captain | C Centre | F Forward |
| G Guard | Pos Playing Position | | |



TEAM ROSTER As of 7 AUG 2008
球队名单 / COMPOSITION DE L' ÉQUIPE

CRO - Croatia

| No. | Name | Pos | Height m/ft in | Date of Birth | Club - Season 2007/2008 | Int'l. Games Played |
|---------------------|--------------------|-------|-------------------|---------------|--------------------------------|---------------------------|
| 4 | UKIC Roko-Leni | C (5) | 1.95/6'5" | 5 DEC 1984 | TORONTO RAPTORS, TORONTO (CAN) | |
| 5 | KUS Davor | G (1) | 1.91/6'3" | 21 JUL 1978 | UNICAJA, MALAGA (ESP) | |
| 6 | POPOVIC Marko | G (1) | 1.85/6'1" | 12 JUN 1982 | ZALGIRIS, KAUNAS (LTU) | |
| 7 | ROZIC Marin | F (3) | 2.01/6'7" | 14 FEB 1983 | CIBONA, ZAGREB (CRO) | |
| 8 | PRKACIN Nikola (C) | C (5) | 2.08/6'10" | 15 NOV 1975 | CIBONA, ZAGREB (CRO) | |
| 9 | TOMAS Marko | F (3) | 2.01/6'7" | 3 JAN 1985 | REAL MADRID, MADRID (ESP) | |
| 10 | PLANINIC Zoran | F (4) | 1.98/6'6" | 12 SEP 1982 | CSKA, MOSCOW (RUS) | |
| 11 | NICEVIC Sandro | F (4) | 2.10/6'11" | 16 JUN 1976 | BESHIKTASH, ISTANBUL (TUR) | |
| 12 | RUDEZ Damjan | F (4) | 2.07/6'9" | 17 JUN 1986 | OLIMPIA, LJUBLJANA (SLO) | |
| 13 | BANIC Marko | C (5) | 2.04/6'8" | 31 AUG 1984 | BILBAO BASKET, BILBAO (ESP) | |
| 14 | LONCAR Kresimir | C (5) | 2.10/6'11" | 12 FEB 1983 | DINAMO KIJEV, KIJEV (UKR) | |
| 15 | BARAC Stanko | C (5) | 2.17/7'1" | 13 AUG 1986 | PAMESA, VALENCIA (ESP) | |
| Team Average | | | 2.02/6'8" | | | |

Coach REPESA Jasmin
Assistant Coach ANZULOVIC Drazen
Assistant Coach MILANOVIC Luka

Team Uniform Colour:
Light: WHITE
Dark: RED

Note:
Number of international games played provided by NOC.

Legend:

| | | | |
|-----------------|----------------------|-------------------|-------------------|
| (1) Point Guard | (2) Shooting Guard | (3) Small Forward | (4) Power Forward |
| (5) Centre | (C) Captain | C Centre | F Forward |
| G Guard | Pos Playing Position | | |



TEAM ROSTER As of 7 AUG 2008
球队名单 / COMPOSITION DE L' ÉQUIPE

ESP - Spain

| No. | Name | Pos | Height m/ft in | Date of Birth | Club - Season 2007/2008 | Int'l. Games Played |
|---------------------|----------------------|-------|-------------------|---------------|-----------------------------------|---------------------------|
| 4 | GASOL Pau | C (5) | 2.15 / 7'1" | 6 JUL 1980 | LA LAKERS, LOS ANGELES (USA) | 88 |
| 5 | FERNANDEZ Rudy | G (2) | 1.95 / 6'5" | 4 APR 1985 | JOVENTUT BADALONA, BADALONA (ESP) | 61 |
| 6 | RUBIO Ricky | G (1) | 1.90 / 6'3" | 21 OCT 1990 | JOVENTUT BADALONA, BADALONA (ESP) | 7 |
| 7 | NAVARRO Juan Carlos | G (2) | 1.92 / 6'4" | 13 JUN 1980 | MEMPHIS GRIZZLIES, MEMPHIS (USA) | 122 |
| 8 | CALDERON Jose Manuel | G (1) | 1.91 / 6'3" | 28 SEP 1981 | TORONTO RAPTORS, TORONTO (CAN) | 86 |
| 9 | REYES Felipe | F (4) | 2.06 / 6'9" | 16 MAR 1980 | REAL MADRID, MADRID (ESP) | 106 |
| 10 | JIMENEZ Carlos (C) | F (3) | 2.01 / 6'7" | 10 FEB 1976 | UNICAJA, MALAGA (ESP) | 156 |
| 11 | LOPEZ Raul | G (1) | 1.84 / 6'0" | 15 APR 1980 | REAL MADRID, MADRID (ESP) | 31 |
| 12 | RODRIGUEZ Berni | G (2) | 1.98 / 6'6" | 7 JUN 1980 | UNICAJA, MALAGA (ESP) | 42 |
| 13 | GASOL Marc | C (5) | 2.13 / 7'0" | 29 JAN 1985 | AKASJAYU, GERONA (ESP) | 33 |
| 14 | MUMBRU Alex | F (3) | 2.02 / 6'8" | 12 JUN 1979 | REAL MADRID, MADRID (ESP) | 42 |
| 15 | GARBAJOSA Jorge | F (4) | 2.04 / 6'8" | 19 DEC 1977 | TORONTO RAPTORS, TORONTO (CAN) | 117 |
| Team Average | | | 1.99 / 6'6" | | | 74.3 |

Coach GARCIA Aito
Assistant Coach COSTA Joaquin

Team Uniform Colour:
Light: WHITE
Dark: RED

Note:
Number of international games played provided by NOC.

Legend:

| | | | |
|-----------------|----------------------|-------------------|-------------------|
| (1) Point Guard | (2) Shooting Guard | (3) Small Forward | (4) Power Forward |
| (5) Centre | (C) Captain | C Centre | F Forward |
| G Guard | Pos Playing Position | | |



TEAM ROSTER As of 7 AUG 2008
球队名单 / COMPOSITION DE L' ÉQUIPE

GER - Germany

| No. | Name | Pos | Height m/ft in | Date of Birth | Club - Season 2007/2008 | Int'l. Games Played |
|---------------------|--------------------------|-------|-------------------|---------------|--|---------------------------|
| 4 | OHLBRECHT Tim | C (5) | 2.10 / 6'11" | 30 AUG 1988 | BROSE BASKETS, BAMBERG (GER) | 13 |
| 5 | ZWIENER Philip | F (3) | 2.02 / 6'8" | 23 JUL 1985 | ALBA BERLIN, BERLIN (GER) | 13 |
| 6 | SCHULTZE Sven | F (3) | 2.06 / 6'9" | 11 JUL 1978 | AMATERI SNAIDERO, UDINE (ITA) | 81 |
| 7 | GARRETT Robert | G (2) | 1.94 / 6'4" | 18 MAR 1977 | BROSE BASKETS, BAMBERG (GER) | 114 |
| 8 | WYSOCKI Konrad Christoph | F (3) | 2.02 / 6'8" | 28 MAR 1982 | DEUTSCHE BANK SKYLINERS, FRANKFURT (GER) | 13 |
| 9 | HAMANN Steffen | G (1) | 1.94 / 6'4" | 14 JUN 1981 | ALBA BERLIN, BERLIN (GER) | 76 |
| 10 | GREENE Demond | G (2) | 1.85 / 6'1" | 15 JUN 1979 | BROSE BASKETS, BAMBERG (GER) | 81 |
| 11 | ROLLER Pascal | G (1) | 1.80 / 5'11" | 20 NOV 1976 | DEUTSCHE BANK SKYLINERS, FRANKFURT (GER) | 118 |
| 12 | KAMAN Christopher | C (5) | 2.13 / 7'0" | 28 APR 1982 | LA CLIPPERS, LOS ANGELES (USA) | 6 |
| 13 | FEMERLING Patrick (C) | C (5) | 2.15 / 7'1" | 4 MAR 1975 | ALBA BERLIN, BERLIN (GER) | 205 |
| 14 | NOWITZKI Dirk | F (4) | 2.14 / 7'0" | 19 JUN 1978 | DALLAS MAVERICKS, DALLAS (USA) | 123 |
| 15 | JAGLA Jan-Hendrik | F (4) | 2.13 / 7'0" | 25 JUN 1981 | DKV JOVENTUT, BADALONA (ESP) | 71 |
| Team Average | | | 2.02 / 6'8" | | | 76.2 |

Coach BAUERMANN Dirk
Assistant Coach GNAD Hans-Jurgen
Assistant Coach KUCZMANN Achim

Team Uniform Colour:
Light: WHITE
Dark: BLACK

Note:
Number of international games played provided by NOC.

Legend:

| | | | |
|-----------------|----------------------|-------------------|-------------------|
| (1) Point Guard | (2) Shooting Guard | (3) Small Forward | (4) Power Forward |
| (5) Centre | (C) Captain | C Centre | F Forward |
| G Guard | Pos Playing Position | | |



TEAM ROSTER As of 7 AUG 2008
球队名单 / COMPOSITION DE L' ÉQUIPE

GRE - Greece

| No. | Name | Pos | Height m/ft in | Date of Birth | Club - Season 2007/2008 | Int'l. Games Played |
|---------------------|--------------------------|-----------|-------------------|---------------|-----------------------------|---------------------------|
| 4 | PAPALOUKAS Theodoros (C) | G (1) | 2.00 / 6'7" | 8 MAY 1977 | OLYMPIAKOS, PIRAEUS (GRE) | 105 |
| 5 | BOUROUSIS Ioannis | C (5) | 2.15 / 7'1" | 17 NOV 1983 | OLYMPIAKOS, PIRAEUS (GRE) | 42 |
| 6 | ZISIS Nikolaos | G (2) | 1.95 / 6'5" | 16 AUG 1983 | CSKA, MOSCOW (RUS) | 74 |
| 7 | SPANOULIS Vasileios | G (1) | 1.92 / 6'4" | 7 AUG 1982 | PANATHINAIKOS, ATHENS (GRE) | 100 |
| 8 | VASILOPOULOS Panagiotis | F (3) | 2.03 / 6'8" | 8 FEB 1984 | OLYMPIAKOS, PIRAEUS (GRE) | 122 |
| 9 | FOTSIS Antonios | F/G (3/4) | 2.09 / 6'10" | 1 APR 1981 | PANATHINAIKOS, ATHENS (GRE) | 23 |
| 10 | PRINTEZIS Georgios | F (4) | 2.06 / 6'9" | 22 FEB 1985 | OLYMPIAKOS, PIRAEUS (GRE) | 15 |
| 11 | GLYNIADAKIS Andreas | C (5) | 2.16 / 7'1" | 26 AUG 1981 | MAROUSSI, ATHENS (GRE) | 32 |
| 12 | TSARTSARIS Konstantinos | F (4) | 2.09 / 6'10" | 17 OCT 1979 | PANATHINAIKOS, ATHENS (GRE) | 23 |
| 13 | DIAMANTIDIS Dimitrios | G (1) | 1.96 / 6'5" | 6 MAY 1980 | PANATHINAIKOS, ATHENS (GRE) | 76 |
| 14 | SCHORTSANITIS Sofoklis | C (5) | 2.07 / 6'9" | 22 JUN 1985 | OLYMPIAKOS, PIRAEUS (GRE) | 103 |
| 15 | PELEKANOS Michail | G (2) | 1.96 / 6'5" | 25 MAY 1981 | OLYMPIAKOS, PIRAEUS (GRE) | 6 |
| Team Average | | | 2.04 / 6'8" | | | 60.1 |

Coach GIANNAKIS Panagiotis
Assistant Coach KAKIOUSIS Eleftherios
Assistant Coach LINARDOS Nikolaos

Team Uniform Colour:
Light: WHITE
Dark: BLUE

Note:
Number of international games played provided by NOC.

Legend:

| | | | | | | | |
|-----|-------------|-----|------------------|-----|---------------|-----|---------------|
| (1) | Point Guard | (2) | Shooting Guard | (3) | Small Forward | (4) | Power Forward |
| (5) | Centre | (C) | Captain | C | Centre | F | Forward |
| G | Guard | Pos | Playing Position | | | | |



TEAM ROSTER As of 7 AUG 2008
球队名单 / COMPOSITION DE L' ÉQUIPE

IRI - Iran

| No. | Name | Pos | Height m/ft in | Date of Birth | Club - Season 2007/2008 | Int'l. Games Played |
|---------------------|---------------------------|-----------|-------------------|---------------|-------------------------------|---------------------------|
| 4 | DORAGHI Ali | F/C (4/5) | 2.10 / 6'11" | 20 SEP 1984 | PETROSHIMI, BANDAR IMAM (IRI) | 20 |
| 5 | AMINI Amir | G (1) | 1.90 / 6'3" | 10 JUN 1984 | KAVEH, TEHRAN (IRI) | 30 |
| 6 | DAVARI Javad | G (1) | 1.80 / 5'11" | 25 APR 1983 | PETROSHIMI, BANDAR IMAM (IRI) | 20 |
| 7 | KAMRANY Mahdi | G (1) | 1.80 / 5'11" | 1 JUN 1982 | MAHRAM, TEHRAN (IRI) | 45 |
| 8 | DAVARPANA Saeid | G/F (2/3) | 1.90 / 6'3" | 7 SEP 1987 | KAVEH, TEHRAN (IRI) | 5 |
| 9 | ZANDI Iman | F/G (2/3) | 1.87 / 6'2" | 19 SEP 1981 | BEEM, BABOL (IRI) | 43 |
| 10 | AFAGH ESLAMIEH Hamed | G (2) | 1.88 / 6'2" | 1 FEB 1983 | SABA BATRI, TEHRAN (IRI) | 40 |
| 11 | SOHRABNEJAD Hamed | F/C (4/5) | 2.02 / 6'8" | 7 MAY 1983 | MAHRAM, TEHRAN (IRI) | 15 |
| 12 | SAHAKIAN Oshin | F (4) | 1.90 / 6'3" | 21 MAR 1986 | ZOBACHAN, ISFAHAN (IRI) | 35 |
| 13 | NABIPOOR Moosa | C (5) | 2.12 / 6'11" | 14 AUG 1983 | KAVEH, TEHRAN (IRI) | 20 |
| 14 | NIKKHAH Mohammadsamad (C) | F (3) | 1.90 / 6'3" | 11 MAY 1983 | MAHRAM, TEHRAN (IRI) | 55 |
| 15 | EHADADI Hamed | C (5) | 2.18 / 7'2" | 19 MAY 1985 | SABA BATRI, TEHRAN (IRI) | 40 |
| Team Average | | | 1.95 / 6'5" | | | 30.7 |

Coach TOROMAN Rajko (SRB)
Assistant Coach HATAMI Mehran

Team Uniform Colour:
Light: WHITE
Dark: RED

Note:
Number of international games played provided by NOC.

Legend:

| | | | |
|-----------------|----------------------|-------------------|-------------------|
| (1) Point Guard | (2) Shooting Guard | (3) Small Forward | (4) Power Forward |
| (5) Centre | (C) Captain | C Centre | F Forward |
| G Guard | Pos Playing Position | | |



TEAM ROSTER As of 7 AUG 2008
球队名单 / COMPOSITION DE L' ÉQUIPE

LTU - Lithuania

| No. | Name | Pos | Height m/ft in | Date of Birth | Club - Season 2007/2008 | Int'l. Games Played |
|---------------------|------------------------|-----------|-------------------|---------------|-------------------------------|---------------------------|
| 4 | KAUKENAS Rimantas | G (2) | 1.92/6'4" | 11 APR 1977 | MONTEPASCHI, SIENNA (ITA) | 13 |
| 5 | LUKAUSKIS Mindaugas | G/F (2/3) | 1.98/6'6" | 19 MAY 1979 | LIETUVOS RYTAS, VILNIUS (LTU) | 6 |
| 6 | MACIULIS Jonas | F (3/4) | 1.98/6'6" | 10 FEB 1985 | ZALGIRIS, KAUNAS (LTU) | 9 |
| 7 | LAVRINOVIC Darjus | F/C (4/5) | 2.12/6'11" | 1 NOV 1979 | UNIX, KAZAN (RUS) | 24 |
| 8 | SISKAUSKAS Ramunas (C) | G/F (2/3) | 1.98/6'6" | 10 SEP 1978 | CSKA, MOSCOW (RUS) | 42 |
| 9 | PREKEVICIUS Marius | G (1) | 1.95/6'5" | 22 APR 1984 | SIAULIAI, SIAULIAI (LTU) | 0 |
| 10 | JASAITIS Simas | G/F (2/3) | 2.01/6'7" | 26 MAR 1982 | TAU CERAMICA, VITORIA (ESP) | 23 |
| 11 | KLEIZA Linas | G/F (2/4) | 2.03/6'8" | 3 JAN 1985 | NUGGETS, DENVER (USA) | 18 |
| 12 | LAVRINOVIC Ksistof | F/C (4/5) | 2.12/6'11" | 1 NOV 1979 | MONTEPASCHI, SIENNA (ITA) | 38 |
| 13 | JASIKEVICIUS Sarunas | G (1) | 1.93/6'4" | 5 MAR 1976 | PANATHINAIKOS, ATHENS (GRE) | 64 |
| 14 | PETRAVICIUS Marijonas | C (5) | 2.07/6'9" | 24 OCT 1979 | LIETUVOS RYTAS, VILNIUS (LTU) | 0 |
| 15 | JAVTOKAS Robertas | C (5) | 2.11/6'11" | 20 MAR 1980 | DINAMO, MOSCOW (RUS) | 34 |
| Team Average | | | 2.02/6'8" | | | 22.6 |

Coach BUTAUTAS Ramunas
Assistant Coach KURTINAITIS Rimas
Assistant Coach KUNCAITIS Robertas

Team Uniform Colour:
Light: WHITE
Dark: GREEN

Note:
Number of international games played provided by NOC.

Legend:

| | | | | | | | |
|-----|-------------|-----|------------------|-----|---------------|-----|---------------|
| (1) | Point Guard | (2) | Shooting Guard | (3) | Small Forward | (4) | Power Forward |
| (5) | Centre | (C) | Captain | C | Centre | F | Forward |
| G | Guard | Pos | Playing Position | | | | |



TEAM ROSTER As of 14 AUG 2008
球队名单 / COMPOSITION DE L' ÉQUIPE

RUS - Russian Fed.

| No. | Name | Pos | Height m/ft in | Date of Birth | Club - Season 2007/2008 | Int'l. Games Played |
|---------------------|----------------------|---------|-------------------|---------------|---------------------------------|---------------------------|
| 4 | VORONTSEVICH Andrey | F (3/4) | 2.04 / 6'8" | 17 JUL 1987 | CSKA, MOSCOW (RUS) | 0 |
| 5 | HOLDEN John-Robert | G (1/2) | 1.80 / 5'11" | 10 AUG 1976 | CSKA, MOSCOW (RUS) | 60 |
| 6 | BYKOV Sergey | G (1/2) | 1.82 / 6'0" | 26 FEB 1983 | DYNAMO, MOSCOW (RUS) | 40 |
| 7 | KIRILENKO Andrey (C) | F (3/4) | 2.08 / 6'10" | 18 FEB 1981 | UTAH JAZZ, SALT LAKE CITY (USA) | 160 |
| 8 | MORGUNOV Nikita | C (4/5) | 2.10 / 6'11" | 29 JUN 1975 | KHIMKI, MOSCOW (RUS) | 205 |
| 9 | SAMOYLENKO Petr | G (1/2) | 1.86 / 6'1" | 7 FEB 1977 | DYNAMO, MOSCOW (RUS) | 180 |
| 10 | KHRYAPA Viktor | F (3/4) | 2.04 / 6'8" | 3 AUG 1982 | CSKA, MOSCOW (RUS) | 100 |
| 11 | PASHUTIN Zakhar | G (2/3) | 1.96 / 6'5" | 3 MAY 1974 | CSKA, MOSCOW (RUS) | 210 |
| 12 | MONYA Sergey | F (2/3) | 2.02 / 6'8" | 15 APR 1983 | DYNAMO, MOSCOW (RUS) | 100 |
| 13 | FRIDZON Vitaliy | G (2) | 1.96 / 6'5" | 14 OCT 1985 | KHIMKI, MOSCOW (RUS) | 40 |
| 14 | SAVRASENKO Aleksey | C (4/5) | 2.15 / 7'1" | 28 FEB 1979 | CSKA, MOSCOW (RUS) | 140 |
| 15 | KEYRU Victor | G (2) | 2.00 / 6'7" | 31 JAN 1984 | UNICS, KAZAN (RUS) | 5 |
| Team Average | | | 1.99 / 6'6" | | | 103.3 |

Coach BLATT David Michael (ISR)
Assistant Coach PASHUTIN Evgeniy
Assistant Coach GUTT Daniel (ISR)

Team Uniform Colour:
Light: WHITE
Dark: RED

Note:
Number of international games played provided by NOC.

Legend:

| | | | |
|-----------------|----------------------|-------------------|-------------------|
| (1) Point Guard | (2) Shooting Guard | (3) Small Forward | (4) Power Forward |
| (5) Centre | (C) Captain | C Centre | F Forward |
| G Guard | Pos Playing Position | | |



TEAM ROSTER As of 10 AUG 2008
球队名单 / COMPOSITION DE L' ÉQUIPE

USA - United States

| No. | Name | Pos | Height m/ft in | Date of Birth | Club - Season 2007/2008 | Int'l. Games Played |
|---------------------|-----------------|-----------|-------------------|---------------|---|---------------------------|
| 4 | BOOZER Carlos | F/C (4/5) | 2.06 / 6'9" | 20 NOV 1981 | UTAH JAZZ, SALT LAKE CITY UT (USA) | |
| 5 | KIDD Jason (C) | G (1) | 1.93 / 6'4" | 23 MAR 1973 | DALLAS MAVERICKS, DALLAS TX (USA) | |
| 6 | JAMES LeBron | G/F (2/3) | 2.03 / 6'8" | 30 DEC 1984 | CLEVELAND CAVALIERS, CLEVELAND OH (USA) | |
| 7 | WILLIAMS Deron | G (1) | 1.91 / 6'3" | 26 JUN 1984 | UTAH JAZZ, SALT LAKE CITY UT (USA) | |
| 8 | REDD Michael | G (1) | 1.98 / 6'6" | 24 AUG 1979 | MILWAUKEE BUCKS, MILWAUKEE WI (USA) | |
| 9 | WADE Dwyane | G (1/2) | 1.93 / 6'4" | 17 JAN 1982 | MIAMI HEAT, MIAMI FL (USA) | |
| 10 | BRYANT Kobe | G/F (2/3) | 1.98 / 6'6" | 23 AUG 1978 | LA LAKERS, LOS ANGELES CA (USA) | |
| 11 | HOWARD Dwight | C (5) | 2.11 / 6'11" | 8 DEC 1985 | ORLANDO MAGIC, ORLANDO FL (USA) | |
| 12 | BOSH Chris | F/C (4/5) | 2.08 / 6'10" | 24 MAR 1984 | TORONTO RAPTORS, TORONTO ON (CAN) | |
| 13 | PAUL Chris | G (1/2) | 1.83 / 6'0" | 6 MAY 1985 | NEW ORLEANS HORNETS, NEW ORLEANS LA (USA) | |
| 14 | PRINCE Tayshaun | F (3/4) | 2.06 / 6'9" | 28 FEB 1980 | DETROIT PISTONS, DETROIT MI (USA) | |
| 15 | ANTHONY Carmelo | F (3/4) | 2.03 / 6'8" | 29 MAY 1984 | DENVER NUGGETS, DENVER CO (USA) | |
| Team Average | | | 1.99 / 6'6" | | | |

Coach KRZYZEWSKI Mike
Assistant Coach BOEHEIM Jim
Assistant Coach D ANTONI Mike

Team Uniform Colour:
Light: WHITE
Dark: NAVY BLUE

Note:
Number of international games played provided by NOC.

Legend:

| | | | |
|-----------------|----------------------|-------------------|-------------------|
| (1) Point Guard | (2) Shooting Guard | (3) Small Forward | (4) Power Forward |
| (5) Centre | (C) Captain | C Centre | F Forward |
| G Guard | Pos Playing Position | | |



OLYMPIC BASKETBALL GYMNASIUM
北京奥林匹克篮球馆
GYMNASE OLYMPIQUE DE BEIJING

SUN 星期日 DIM
10 AUG 2008
9:00

BASKETBALL
篮球 / BASKETBALL

MEN
男子项目 / HOMMES

PRELIMINARY ROUND GROUP A - GAME 7
预赛A组 - 第7场 / TOUR PRÉLIMINAIRE GROUPE A - MATCH 7



RESULTS

比赛成绩 / RÉSULTATS

RUS 71 vs 49 IRI

Attendance: 11.083

Referee: PITSILKAS Nikolaos (GRE)

Commissioner: MENJOUR Abderraouf (TUN)

Umpires: ARTEAGA Juan (ESP); YANG Maogong (CHN)

| Scoring by 5 min intervals: | RUS | Q1 | | Q2 | | Q3 | | Q4 | |
|-----------------------------|-----|-----|----|----|----|----|----|----|----|
| | | IRI | 11 | 24 | 28 | 38 | 40 | 46 | 60 |
| | | 5 | 5 | 16 | 22 | 29 | 38 | 44 | 49 |

RUS - Russian Fed.

| No. | Name | MIN | Field Goals | | 2 Points | | 3 Points | | Free Throws | | Rebounds | | | AS | TO | ST | BS | PF | FO | PTS |
|-----------------|----------------------|-------|-------------|-----|----------|-----|----------|-----|-------------|----|-------------|----|-----|----|----|----|----|----|----|-----|
| | | | M/A | % | M/A | % | M/A | % | M/A | % | OR | DR | TOT | | | | | | | |
| *5 | KHOLDEN Dzhon-Robert | 36:48 | 9/19 | 47 | 8/14 | 57 | 1/5 | 20 | | | 1 | 2 | 3 | 3 | 3 | 5 | | | 1 | 19 |
| *7 | KIRILENKO Andrey (C) | 34:07 | 5/7 | 71 | 4/5 | 80 | 1/2 | 50 | 4/5 | 80 | 2 | 3 | 5 | | 2 | 1 | 3 | 3 | 5 | 15 |
| *14 | SAVRASENKO Aleksey | 29:49 | 5/10 | 50 | 5/10 | 50 | | | 1/2 | 50 | 1 | 2 | 3 | 4 | 1 | 1 | | 4 | 3 | 11 |
| 6 | BYKOV Sergey | 17:43 | 4/9 | 44 | 3/7 | 43 | 1/2 | 50 | | | 2 | | 2 | 1 | 1 | 1 | | | 3 | 9 |
| *10 | KHRYAPA Viktor | 19:51 | 4/5 | 80 | 4/4 | 100 | 0/1 | 0 | 0/2 | 0 | | 5 | 5 | 1 | 1 | 1 | | 1 | 2 | 8 |
| 13 | FRIDZON Vitaliy | 2:04 | 1/1 | 100 | | | 1/1 | 100 | | | | | | | | | | | | 3 |
| 11 | PASHUTIN Zakhar | 15:04 | 1/4 | 25 | 1/3 | 33 | 0/1 | 0 | | | 2 | 1 | 3 | | 1 | | | 1 | 2 | 2 |
| 12 | MONYA Sergey | 14:39 | 1/3 | 33 | 1/2 | 50 | 0/1 | 0 | | | 2 | 4 | 6 | | | 1 | | 4 | 2 | 2 |
| *15 | KEYRU Victor | 15:06 | 1/1 | 100 | 1/1 | 100 | | | | | | | 1 | 1 | | | | 1 | 2 | 2 |
| 4 | VORONTSEVICH Andrey | 4:38 | | | | | | | | | | 1 | 1 | | | 1 | | | 0 | 0 |
| 8 | MORGUNOV Nikita | 10:11 | 0/3 | 0 | 0/2 | 0 | 0/1 | 0 | | | | 1 | 1 | 2 | 1 | 1 | | 3 | 0 | 0 |
| 9 | SAMOYLENKO Petr | | | | | | | | | | | | | | | | | | 0 | 0 |
| Team/Coach | | | | | | | | | | | | | | | | | | | | |
| Totals | | | 31/62 | 50 | 27/48 | 56 | 4/14 | 29 | 5/9 | 56 | 10 | 19 | 29 | 12 | 10 | 11 | 4 | 17 | 14 | 71 |
| Coach | BLATT David Michael | | | | | | | | | | | | | | | | | | | |
| Assistant Coach | PASHUTIN Evgeniy | | | | | | | | | | GUTT Daniel | | | | | | | | | |

IRI - Iran

| No. | Name | MIN | Field Goals | | 2 Points | | 3 Points | | Free Throws | | Rebounds | | | AS | TO | ST | BS | PF | FO | PTS |
|-----------------|---------------------------|-------|-------------|-----|----------|-----|----------|----|-------------|-----|----------|----|-----|----|----|----|----|----|----|-----|
| | | | M/A | % | M/A | % | M/A | % | M/A | % | OR | DR | TOT | | | | | | | |
| *14 | NIKKHAH Mohammadsamad (C) | 40:00 | 6/16 | 38 | 4/10 | 40 | 2/6 | 33 | 2/4 | 50 | 1 | 3 | 4 | 1 | 7 | | 1 | 3 | 4 | 16 |
| 7 | KAMRANY Mahdi | 28:03 | 3/8 | 38 | 0/4 | 0 | 3/4 | 75 | 2/2 | 100 | 1 | 2 | 3 | 3 | 3 | | | 1 | 2 | 11 |
| *15 | EHADADI Hamed | 33:32 | 4/8 | 50 | 4/8 | 50 | | | 1/4 | 25 | 3 | 5 | 8 | 2 | 2 | 1 | 2 | 3 | 6 | 9 |
| *10 | AFAGH ESLAMIEH Hamed | 35:46 | 3/7 | 43 | 1/2 | 50 | 2/5 | 40 | | | 2 | 1 | 3 | | 1 | | | 1 | 2 | 8 |
| 4 | DORAGHI Ali | 6:28 | 1/1 | 100 | 1/1 | 100 | | | 1/2 | 50 | 2 | 3 | 5 | | 1 | | | 1 | 1 | 3 |
| *12 | SAHAKIAN Oshin | 25:11 | 1/4 | 25 | 1/4 | 25 | | | | | | 2 | 2 | 1 | 2 | 1 | | 3 | 1 | 2 |
| *5 | AMINI Amir | 15:43 | | | | | | | | | | 1 | 1 | 1 | | | | | 0 | 0 |
| 6 | DAVARI Javad | 5:19 | 0/1 | 0 | | | 0/1 | 0 | | | 2 | 2 | | 4 | | | | | 1 | 0 |
| 8 | DAVARPANAHA Saeid | 1:37 | | | | | | | | | | | | 1 | | | | 1 | 0 | 0 |
| 9 | ZANDI Iman | 8:21 | 0/2 | 0 | 0/2 | 0 | | | | | 1 | 2 | 3 | | 1 | | | 1 | 0 | 0 |
| 11 | SOHRABNEJAD Hamed | | | | | | | | | | | | | | | | | | 0 | 0 |
| 13 | NABIPOOR Moosa | | | | | | | | | | | | | | | | | | 0 | 0 |
| Team/Coach | | | | | | | | | | | | | | | | | | | | |
| Totals | | | 18/47 | 38 | 11/31 | 35 | 7/16 | 44 | 6/12 | 50 | 10 | 21 | 31 | 8 | 22 | 2 | 3 | 14 | 17 | 49 |
| Coach | TOROMAN Rajko | | | | | | | | | | | | | | | | | | | |
| Assistant Coach | HATAMI Mehran | | | | | | | | | | | | | | | | | | | |

| | RUS | IRI |
|-----------------------|-----|-----|
| Points from Turnovers | 16 | |
| Points in the Paint | 42 | 18 |
| Second Chance Points | 7 | 8 |
| Fast Break Points | 6 | 2 |

| | RUS | IRI |
|---------------------|-------------|-------------|
| Biggest Lead | 22 | 0 |
| Biggest Scoring Run | 19-0 (24-5) | 8-0 (28-18) |
| Lead Changes | 0 | |
| Times Tied | 1 | |

| Legend: | | |
|---------|---------------------|-----------------------|
| % | Shooting Percentage | (C) Captain |
| DR | Defensive Rebounds | FO Fouls On |
| PF | Fouls | PTS Points |
| TOT | Total Rebounds | |
| * | Starters | AS Assists |
| M/A | Made/Attempts | MIN Minutes Played |
| Qx | Quarter Time | ST Steals |
| | | BS Blocked Shots |
| | | OR Offensive Rebounds |
| | | TO Turnovers |



OLYMPIC BASKETBALL GYMNASIUM
北京奥林匹克篮球馆
GYMNASE OLYMPIQUE DE BEIJING

SUN 星期日 DIM
10 AUG 2008
11:15

BASKETBALL
篮球 / BASKETBALL

MEN
男子项目 / HOMMES

PRELIMINARY ROUND GROUP B - GAME 8
预赛B组 - 第8场 / TOUR PRÉLIMINAIRE GROUPE B - MATCH 8



RESULTS

比赛成绩 / RÉSULTATS

GER 95 vs 66 ANG

Attendance: 11.083

Referee: BRAZAUSKAS Romualdas (LTU)

Commissioner: LEE Kak-Kuan (MAS)

Umpires: AYLEN Michael (AUS); SEIBEL Stephen (CAN)

| Scoring by 5 min intervals: | | Q1 | | Q2 | | Q3 | | Q4 | |
|-----------------------------|--|----|----|----|----|----|----|----|----|
| GER | | 13 | 25 | 35 | 54 | 65 | 78 | 81 | 95 |
| ANG | | 9 | 21 | 27 | 34 | 43 | 52 | 58 | 66 |

GER - Germany

| No. | Name | MIN | Field Goals | | 2 Points | | 3 Points | | Free Throws | | Rebounds | | | AS | TO | ST | BS | PF | FO | PTS |
|-----------------|--------------------------|---------------------------------|-------------|----|----------|----|----------|-----|-------------|-----|----------|----|-----|----|----|----|----|----|----|-----|
| | | | M/A | % | M/A | % | M/A | % | M/A | % | OR | DR | TOT | | | | | | | |
| *12 | KAMAN Christopher | 18:12 | 10/12 | 83 | 10/12 | 83 | | | 4/5 | 80 | 1 | 1 | 2 | 1 | | | | 2 | 3 | 24 |
| *14 | NOWITZKI Dirk | 23:21 | 7/9 | 78 | 4/6 | 67 | 3/3 | 100 | 6/6 | 100 | | 6 | 6 | | 1 | | | 1 | 5 | 23 |
| *9 | HAMANN Steffen | 23:23 | 4/8 | 50 | 3/7 | 43 | 1/1 | 100 | 4/6 | 67 | | 3 | 3 | 4 | 2 | 2 | 1 | 2 | 3 | 13 |
| 15 | JAGLA Jan-Hendrik | 17:45 | 4/7 | 57 | 2/4 | 50 | 2/3 | 67 | | | 4 | 7 | 11 | 2 | 2 | 1 | | 3 | 10 | |
| *10 | GREENE Demond | 26:33 | 3/6 | 50 | | | 3/6 | 50 | | | | | | | | | | 2 | 9 | |
| 4 | OHLBRECHT Tim | 6:59 | 3/4 | 75 | 3/4 | 75 | | | 1/3 | 33 | 2 | 1 | 3 | | | 1 | | 2 | 2 | 7 |
| 7 | GARRETT Robert | 16:35 | 1/4 | 25 | 0/2 | 0 | 1/2 | 50 | | | | 2 | 2 | 1 | | | | | 3 | |
| 11 | ROLLER Pascal | 20:14 | 1/3 | 33 | | | 1/3 | 33 | | | | 3 | 3 | | 5 | | | 2 | 1 | 3 |
| 6 | SCHULTZE Sven | 12:49 | 1/4 | 25 | 1/2 | 50 | 0/2 | 0 | | | | 2 | 2 | | | 1 | | 2 | 2 | |
| 13 | FEMERLING Patrick (C) | 7:58 | | | | | | | 1/2 | 50 | 2 | 1 | 3 | 1 | 1 | | 1 | 2 | 1 | 1 |
| 5 | ZWIENER Philip | 5:52 | | | | | | | | | | | | 1 | 2 | | | | 0 | |
| *8 | WYSOCKI Konrad Christoph | 20:19 | 0/1 | 0 | 0/1 | 0 | | | | | 2 | 2 | 4 | 3 | 1 | 1 | | 1 | 0 | |
| Team/Coach | | | | | | | | | | | | | | | | | | | | |
| Totals | | | 34/58 | 59 | 23/38 | 61 | 11/20 | 55 | 16/22 | 73 | 11 | 28 | 39 | 13 | 14 | 6 | 2 | 19 | 15 | 95 |
| Coach | | BAUERMANN Dirk | | | | | | | | | | | | | | | | | | |
| Assistant Coach | | GNAD Hans-Jurgen KUCZMANN Achim | | | | | | | | | | | | | | | | | | |

ANG - Angola

| No. | Name | MIN | Field Goals | | 2 Points | | 3 Points | | Free Throws | | Rebounds | | | AS | TO | ST | BS | PF | FO | PTS |
|-----------------|--------------------|---|-------------|----|----------|----|----------|----|-------------|-----|----------|----|-----|----|----|----|----|----|----|-----|
| | | | M/A | % | M/A | % | M/A | % | M/A | % | OR | DR | TOT | | | | | | | |
| *15 | MINGAS Eduardo | 30:38 | 9/15 | 60 | 5/7 | 71 | 4/8 | 50 | 2/2 | 100 | | 1 | 1 | 1 | 1 | 3 | | 1 | 3 | 24 |
| *6 | MORAIS Carlos | 31:38 | 5/13 | 38 | 3/7 | 43 | 2/6 | 33 | 2/2 | 100 | 1 | 1 | 2 | | 1 | 1 | | 1 | 1 | 14 |
| 7 | BARROS Milton | 16:43 | 3/7 | 43 | 1/3 | 33 | 2/4 | 50 | 2/2 | 100 | 2 | 2 | 4 | | 1 | 1 | | 2 | 3 | 10 |
| *4 | CIPRIANO Olimpio | 31:56 | 1/6 | 17 | 0/3 | 0 | 1/3 | 33 | 4/5 | 80 | | 2 | 2 | 2 | 1 | 2 | | 3 | 2 | 7 |
| *5 | COSTA Armando | 25:29 | 1/5 | 20 | 1/3 | 33 | 0/2 | 0 | 4/4 | 100 | 1 | 1 | 2 | 2 | 3 | 1 | | | 3 | 6 |
| 11 | AMBROSIO Felizardo | 15:55 | 0/1 | 0 | 0/1 | 0 | | | 3/4 | 75 | | 1 | 1 | 1 | | | | 3 | 5 | 3 |
| *10 | GOMES Joaquim | 29:09 | 1/7 | 14 | 1/5 | 20 | 0/2 | 0 | | | 3 | 5 | 8 | 1 | 1 | | | 2 | 2 | 2 |
| 8 | COSTA Luis | 5:43 | | | | | | | | | | | | | | | | 1 | 0 | |
| 9 | JERONIMO Vladimir | 1:39 | 0/1 | 0 | | | 0/1 | 0 | | | | | | | | | | 1 | 0 | |
| 12 | MOUSSA Abdel | 2:39 | | | | | | | | | | 1 | 1 | | | | | | 0 | |
| 13 | ALMEIDA Carlos (C) | 8:31 | 0/5 | 0 | 0/2 | 0 | 0/3 | 0 | | | | 1 | 1 | | 2 | | | 1 | 0 | |
| 14 | PAULO Leonel | | | | | | | | | | | | | | | | | | 0 | |
| Team/Coach | | | | | | | | | | | | | | | | | | | | |
| Totals | | | 20/60 | 33 | 11/31 | 35 | 9/29 | 31 | 17/19 | 89 | 7 | 15 | 22 | 7 | 10 | 8 | | 15 | 19 | 66 |
| Coach | | CARVALHO Alberto | | | | | | | | | | | | | | | | | | |
| Assistant Coach | | MOREIRA Anibal de Jesus BARROS Artur Casimiro | | | | | | | | | | | | | | | | | | |

| | GER | ANG |
|-----------------------|-----|-----|
| Points from Turnovers | 6 | 10 |
| Points in the Paint | 36 | 14 |
| Second Chance Points | 8 | 3 |
| Fast Break Points | 5 | 2 |

| | GER | ANG |
|---------------------|--------------|-------------|
| Biggest Lead | 29 | 3 |
| Biggest Scoring Run | 13-0 (46-27) | 7-0 (67-50) |
| Lead Changes | 2 | |
| Times Tied | 1 | |

| Legend: | | | |
|---------|---------------------|-----|----------|
| % | Shooting Percentage | (C) | Captain |
| DR | Defensive Rebounds | FO | Fouls On |
| PF | Fouls | PTS | Points |
| TOT | Total Rebounds | | |
| * | Starters | | |
| M/A | Made/Attempts | | |
| Qx | Quarter Time | | |
| AS | Assists | | |
| MIN | Minutes Played | | |
| ST | Steals | | |
| BS | Blocked Shots | | |
| OR | Offensive Rebounds | | |
| TO | Turnovers | | |



OLYMPIC BASKETBALL GYMNASIUM
北京奥林匹克篮球馆
GYMNASE OLYMPIQUE DE BEIJING

BASKETBALL
篮球 / BASKETBALL

MEN
男子项目 / HOMMES

PRELIMINARY ROUND GROUP B - GAME 9
预赛B组 - 第9场 / TOUR PRÉLIMINAIRE GROUPE B - MATCH 9



RESULTS

比赛成绩 / RÉSULTATS

ESP 81 vs 66 GRE

Attendance: 11.083

Referee: MERCEDES Reynaldo (DOM)
Umpires: ESTEVEZ Pablo (ARG); BUTLER Scott (AUS)

Commissioner: GARCIA Anibal (PUR)

| Scoring by 5 min intervals: | | Q1 | | Q2 | | Q3 | | Q4 | |
|-----------------------------|--|----|----|----|----|----|----|----|----|
| ESP | | 12 | 20 | 24 | 35 | 52 | 62 | 70 | 81 |
| GRE | | 13 | 16 | 24 | 29 | 34 | 46 | 53 | 66 |

ESP - Spain

| No. | Name | MIN | Field Goals | | 2 Points | | 3 Points | | Free Throws | | Rebounds | | | AS | TO | ST | BS | PF | FO | PTS |
|-----------------|----------------------|-------|-------------|-----|----------|-----|----------|-----|-------------|-----|----------|----|-----|----|----|----|----|----|----|-----|
| | | | M/A | % | M/A | % | M/A | % | M/A | % | OR | DR | TOT | | | | | | | |
| *5 | FERNANDEZ Rudy | 22:23 | 5/9 | 56 | 3/6 | 50 | 2/3 | 67 | 4/4 | 100 | 1 | 1 | 2 | 1 | 2 | 1 | 1 | 1 | 4 | 16 |
| *8 | CALDERON Jose Manuel | 24:25 | 5/8 | 63 | 3/3 | 100 | 2/5 | 40 | 1/1 | 100 | 1 | 3 | 4 | 1 | 4 | 1 | 1 | 2 | 1 | 13 |
| 4 | GASOL Pau | 19:36 | 4/8 | 50 | 4/7 | 57 | 0/1 | 0 | 3/4 | 75 | 2 | 5 | 7 | 2 | | | | 2 | 4 | 11 |
| 6 | RUBIO Ricky | 13:04 | 2/4 | 50 | 1/2 | 50 | 1/2 | 50 | 2/2 | 100 | | 1 | 1 | 1 | 1 | | | 1 | 2 | 7 |
| 7 | NAVARRO Juan Carlos | 18:16 | 2/7 | 29 | 1/4 | 25 | 1/3 | 33 | 2/2 | 100 | | | | 2 | 1 | | | | 1 | 7 |
| *13 | GASOL Marc | 18:55 | 2/6 | 33 | 2/6 | 33 | | | 3/4 | 75 | 3 | 1 | 4 | 1 | | | | 2 | 3 | 7 |
| *10 | JIMENEZ Carlos (C) | 19:35 | 2/3 | 67 | 2/3 | 67 | | | 2/2 | 100 | 1 | 4 | 5 | | | | 2 | 2 | 1 | 6 |
| 14 | MUMBRU Alex | 18:17 | 1/1 | 100 | | | 1/1 | 100 | 2/2 | 100 | | 5 | 5 | 1 | 2 | 1 | | | 1 | 5 |
| *9 | REYES Felipe | 14:10 | 1/3 | 33 | 1/3 | 33 | | | 2/2 | 100 | | 4 | 4 | 1 | 2 | | | 4 | 2 | 4 |
| 12 | RODRIGUEZ Berni | 14:29 | 1/4 | 25 | 1/2 | 50 | 0/2 | 0 | 1/2 | 50 | 2 | 1 | 3 | 2 | | 2 | | 1 | 3 | 3 |
| 15 | GARBAJOSA Jorge | 12:45 | 1/4 | 25 | 1/3 | 33 | 0/1 | 0 | | | | 3 | 3 | | | | 1 | | 1 | 2 |
| 11 | LOPEZ Raul | 4:05 | 0/1 | 0 | 0/1 | 0 | | | | | | | | | | | | 1 | 1 | 0 |
| Team/Coach | | | | | | | | | | | | | | | | | | | | |
| Totals | | | 26/58 | 45 | 19/40 | 48 | 7/18 | 39 | 22/25 | 88 | 10 | 28 | 38 | 10 | 14 | 5 | 6 | 17 | 23 | 81 |
| Coach | GARCIA Aito | | | | | | | | | | | | | | | | | | | |
| Assistant Coach | COSTA Joaquin | | | | | | | | | | | | | | | | | | | |

GRE - Greece

| No. | Name | MIN | Field Goals | | 2 Points | | 3 Points | | Free Throws | | Rebounds | | | AS | TO | ST | BS | PF | FO | PTS |
|-----------------|---|-------|-------------|----|----------|-----|----------|----|-------------|-----|----------|----|-----|----|----|----|----|----|----|-----|
| | | | M/A | % | M/A | % | M/A | % | M/A | % | OR | DR | TOT | | | | | | | |
| *7 | SPANOLIS Vasileios | 26:10 | 6/11 | 55 | 5/7 | 71 | 1/4 | 25 | 2/5 | 40 | | 3 | 3 | 1 | 4 | 2 | | 2 | 4 | 15 |
| *13 | DIAMANTIDIS Dimitrios | 33:18 | 6/8 | 75 | 4/4 | 100 | 2/4 | 50 | 0/1 | 0 | | 2 | 2 | 3 | 3 | | | 1 | 2 | 14 |
| 6 | ZISIS Nikolaos | 18:37 | 4/9 | 44 | 3/6 | 50 | 1/3 | 33 | 1/4 | 25 | 1 | 1 | 2 | | | | | 3 | 2 | 10 |
| *8 | VASILOPOULOS Panagiotis | 20:14 | 3/7 | 43 | 1/3 | 33 | 2/4 | 50 | 1/2 | 50 | 1 | 1 | 2 | 2 | 1 | 1 | | 3 | 1 | 9 |
| *9 | FOTSIS Antonios | 28:55 | 3/7 | 43 | 2/4 | 50 | 1/3 | 33 | | | 3 | 4 | 7 | | 2 | | | 2 | | 7 |
| 4 | PAPALOUKAS Theodoros (C) | 24:37 | 1/6 | 17 | 1/5 | 20 | 0/1 | 0 | 3/3 | 100 | | 1 | 1 | 1 | 2 | 1 | | 2 | 2 | 5 |
| 5 | BOUROUSIS Ioannis | 16:49 | 0/2 | 0 | 0/2 | 0 | | | 3/4 | 75 | 1 | 1 | 2 | | | 1 | | 4 | 2 | 3 |
| 14 | SCHORTSANITIS Sofoklis | 5:03 | 1/2 | 50 | 1/2 | 50 | | | 0/3 | 0 | 1 | 3 | 4 | | 2 | | 1 | 3 | 2 | 2 |
| *12 | TSARTSARIS Konstantinos | 23:14 | 0/2 | 0 | 0/1 | 0 | 0/1 | 0 | 1/2 | 50 | 1 | 7 | 8 | 1 | 1 | | | 4 | 2 | 1 |
| 10 | PRINTEZIS Georgios | | | | | | | | | | | | | | | | | | | 0 |
| 11 | GLYNIADAKIS Andreas | | | | | | | | | | | | | | | | | | | 0 |
| 15 | PELEKANOS Michail | 3:03 | | | | | | | | | | | | | | | | | | 0 |
| Team/Coach | | | | | | | | | | | | | | | | | | | | |
| Totals | | | 24/54 | 44 | 17/34 | 50 | 7/20 | 35 | 11/24 | 46 | 8 | 23 | 31 | 8 | 15 | 5 | 1 | 24 | 17 | 66 |
| Coach | GIANNAKIS Panagiotis | | | | | | | | | | | | | | | | | | | |
| Assistant Coach | KAKIOUSIS Eleftherios LINARDOS Nikolaos | | | | | | | | | | | | | | | | | | | |

| | ESP | GRE |
|-----------------------|-----|-----|
| Points from Turnovers | 2 | 11 |
| Points in the Paint | 32 | 30 |
| Second Chance Points | 19 | 10 |
| Fast Break Points | 4 | 10 |

| | ESP | GRE |
|---------------------|--------------|--------------|
| Biggest Lead | 21 | 2 |
| Biggest Scoring Run | 13-0 (50-31) | 10-0 (76-66) |
| Lead Changes | 8 | |
| Times Tied | 8 | |

| Legend: | | | |
|---------|---------------------|-----|--------------------|
| % | Shooting Percentage | (C) | Captain |
| DR | Defensive Rebounds | FO | Fouls On |
| PF | Fouls | PTS | Points |
| TOT | Total Rebounds | | |
| * | Starters | | |
| M/A | Made/Attempts | AS | Assists |
| Qx | Quarter Time | MIN | Minutes Played |
| | | ST | Steals |
| | | BS | Blocked Shots |
| | | OR | Offensive Rebounds |
| | | TO | Turnovers |



OLYMPIC BASKETBALL GYMNASIUM
北京奥林匹克篮球馆
GYMNASE OLYMPIQUE DE BEIJING

BASKETBALL
篮球 / BASKETBALL

MEN
男子项目 / HOMMES

PRELIMINARY ROUND GROUP A - GAME 10
预赛A组 - 第10场 / TOUR PRÉLIMINAIRE GROUPE A - MATCH 10



SUN 星期日 DIM
10 AUG 2008
16:45

RESULTS

比赛成绩 / RÉSULTATS

LTU 79 vs 75 ARG

Attendance: 11.083

Referee: ZAVLANOS Nikolaos (GRE)

Commissioner: TURAM Emir (TUR)

Umpires: CARRION Jose (PUR); HIRAHARA Yuji (JPN)

| Scoring by 5 min intervals: | | Q1 | | Q2 | | Q3 | | Q4 | |
|-----------------------------|--|----|----|----|----|----|----|----|----|
| LTU | | 4 | 14 | 21 | 34 | 40 | 51 | 65 | 79 |
| ARG | | 6 | 11 | 17 | 30 | 42 | 45 | 57 | 75 |

LTU - Lithuania

| No. | Name | MIN | Field Goals | | 2 Points | | 3 Points | | Free Throws | | Rebounds | | | AS | TO | ST | BS | PF | FO | PTS |
|-----------------|------------------------|--------------------------------------|-------------|----|----------|-----|----------|-----|-------------|-----|----------|----|-----|----|----|----|----|----|----|-----|
| | | | M/A | % | M/A | % | M/A | % | M/A | % | OR | DR | TOT | | | | | | | |
| 11 | KLEIZA Linas | 17:27 | 3/4 | 75 | 0/1 | 0 | 3/3 | 100 | 4/4 | 100 | | 1 | 1 | | 2 | | | | 2 | 13 |
| *15 | JAVTOKAS Robertas | 16:57 | 4/7 | 57 | 4/7 | 57 | | | 4/6 | 67 | 2 | 3 | 5 | | 1 | | 1 | 4 | 5 | 12 |
| *8 | SISKAUSKAS Ramunas (C) | 30:19 | 3/7 | 43 | 1/4 | 25 | 2/3 | 67 | 2/3 | 67 | | 2 | 2 | 4 | 1 | 2 | 1 | 3 | 4 | 10 |
| *13 | JASIKEVICIUS Sarunas | 33:08 | 2/10 | 20 | 2/6 | 33 | 0/4 | 0 | 6/6 | 100 | 1 | 3 | 4 | 8 | 5 | | | 1 | 4 | 10 |
| 14 | PETRAVICIUS Marijonas | 20:23 | 4/6 | 67 | 4/6 | 67 | | | 2/3 | 67 | 1 | 3 | 4 | | 2 | 2 | | 5 | 3 | 10 |
| *12 | LAVRINOVIC Ksistof | 25:13 | 4/10 | 40 | 3/5 | 60 | 1/5 | 20 | | | | 7 | 7 | | 1 | 2 | 4 | 2 | 1 | 9 |
| 5 | LUKAUSKIS Mindaugas | 14:02 | 2/6 | 33 | 0/2 | 0 | 2/4 | 50 | 1/2 | 50 | | 1 | 1 | | 1 | 1 | | 3 | 1 | 7 |
| 10 | JASAITIS Simas | 18:39 | 2/5 | 40 | 1/1 | 100 | 1/4 | 25 | | | 1 | 3 | 4 | | | 1 | | 2 | 1 | 5 |
| *4 | KAUKENAS Rimantas | 23:52 | 1/3 | 33 | 0/1 | 0 | 1/2 | 50 | | | 1 | 1 | 2 | 4 | 3 | 1 | | 4 | 2 | 3 |
| 6 | MACIULIS Jonas | | | | | | | | | | | | | | | | | | | 0 |
| 7 | LAVRINOVIC Darjus | | | | | | | | | | | | | | | | | | | 0 |
| 9 | PREKEVICIUS Marius | | | | | | | | | | | | | | | | | | | 0 |
| Team/Coach | | | | | | | | | | | | | | | | | | | | |
| Totals | | | 25/58 | 43 | 15/33 | 45 | 10/25 | 40 | 19/24 | 79 | 6 | 24 | 30 | 16 | 16 | 9 | 6 | 24 | 23 | 79 |
| Coach | | BUTAUTAS Ramunas | | | | | | | | | | | | | | | | | | |
| Assistant Coach | | KURTINAITIS Rimas KUNCAITIS Robertas | | | | | | | | | | | | | | | | | | |

ARG - Argentina

| No. | Name | MIN | Field Goals | | 2 Points | | 3 Points | | Free Throws | | Rebounds | | | AS | TO | ST | BS | PF | FO | PTS |
|-----------------|------------------------------------|----------------------------|-------------|----|----------|----|----------|----|-------------|-----|----------|----|-----|----|----|----|----|----|----|-----|
| | | | M/A | % | M/A | % | M/A | % | M/A | % | OR | DR | TOT | | | | | | | |
| *5 | GINOBILI Emanuel David | 29:44 | 6/15 | 40 | 5/8 | 63 | 1/7 | 14 | 6/6 | 100 | | 3 | 3 | 2 | 2 | | | 4 | 7 | 19 |
| *13 | NOCIONI Andres Marcelo | 38:19 | 5/14 | 36 | 4/7 | 57 | 1/7 | 14 | 4/4 | 100 | 1 | 8 | 9 | | 5 | 1 | | 4 | 6 | 15 |
| 10 | DELFINO Carlos Francisco | 32:18 | 4/9 | 44 | 2/4 | 50 | 2/5 | 40 | 3/4 | 75 | 2 | 4 | 6 | 2 | 3 | 3 | | 1 | 1 | 13 |
| *4 | SCOLA Luis Alberto (C) | 27:30 | 4/11 | 36 | 4/11 | 36 | | | 2/4 | 50 | 1 | 5 | 6 | | 2 | | 1 | 4 | 4 | 10 |
| *7 | OBERTO Fabricio Raul Jesus | 33:50 | 4/6 | 67 | 4/6 | 67 | | | 1/2 | 50 | 4 | 7 | 11 | 3 | 4 | | | 4 | 3 | 9 |
| *8 | PRIGIONI Pablo | 24:30 | 1/4 | 25 | 1/3 | 33 | 0/1 | 0 | 2/2 | 100 | 1 | 1 | 2 | 3 | 1 | 4 | | 3 | 1 | 4 |
| 11 | QUINTEROS Alfredo Paolo | 6:07 | 1/2 | 50 | | | 1/2 | 50 | | | | 1 | 1 | | | | | 1 | 3 | 3 |
| 6 | GONZALEZ Roman Javier | 5:19 | 1/2 | 50 | 1/2 | 50 | | | | | | 1 | 1 | | | | | | 1 | 2 |
| 9 | PORTA PERNIGOTTI Antonio Alejandro | | | | | | | | | | | | | | | | | | | 0 |
| 12 | GUTIERREZ Leonardo Martin | 0:23 | | | | | | | | | | | | | | | | | | 0 |
| 14 | GUTIERREZ LLANAS Juan Pedro | 2:00 | | | | | | | | | | | | 1 | | | | 2 | 0 | 0 |
| 15 | KAMMERICHS Guillermo Federico | | | | | | | | | | | | | | | | | | | 0 |
| Team/Coach | | | | | | | | | | | | | | | | | | | | |
| Totals | | | 26/63 | 41 | 21/41 | 51 | 5/22 | 23 | 18/22 | 82 | 9 | 30 | 39 | 10 | 18 | 8 | 1 | 23 | 23 | 75 |
| Coach | | HERNANDEZ Sergio Santos | | | | | | | | | | | | | | | | | | |
| Assistant Coach | | GARCIA Gonzalo LAMAS Julio | | | | | | | | | | | | | | | | | | |

| | LTU | ARG |
|-----------------------|-----|-----|
| Points from Turnovers | 4 | 4 |
| Points in the Paint | 24 | 40 |
| Second Chance Points | 4 | 7 |
| Fast Break Points | 2 | 4 |

| | LTU | ARG |
|---------------------|-------------|--------------|
| Biggest Lead | 12 | 4 |
| Biggest Scoring Run | 10-0 (12-6) | 11-0 (75-75) |
| Lead Changes | 10 | |
| Times Tied | 4 | |

| Legend: | | | |
|---------|---------------------|-----|--------------------|
| % | Shooting Percentage | (C) | Captain |
| DR | Defensive Rebounds | FO | Fouls On |
| PF | Fouls | PTS | Points |
| TOT | Total Rebounds | | |
| * | Starters | M/A | Made/Attempts |
| Qx | Quarter Time | MIN | Minutes Played |
| AS | Assists | ST | Steals |
| BS | Blocked Shots | OR | Offensive Rebounds |
| TO | Turnovers | | |



RESULTS

比赛成绩 / RÉSULTATS

AUS 82 vs 97 CRO

Attendance: 11.083

Referee: RUSH Eddie (USA)

Commissioner: HORGAN Fred (CAN)

Umpires: SUDEK Petr (SVK); MARANHO Cristiano (BRA)

| Scoring by 5 min intervals: | | Q1 | | Q2 | | Q3 | | Q4 | |
|-----------------------------|--|----|----|----|----|----|----|----|----|
| AUS | | 9 | 14 | 21 | 31 | 45 | 53 | 64 | 82 |
| CRO | | 12 | 21 | 34 | 47 | 56 | 73 | 87 | 97 |

AUS - Australia

| No. | Name | MIN | Field Goals | | 2 Points | | 3 Points | | Free Throws | | Rebounds | | | AS | TO | ST | BS | PF | FO | PTS |
|-----------------|------------------|-----------------------------|-------------|-----|----------|-----|----------|-----|-------------|-----|----------|----|-----|----|----|----|----|----|----|-----|
| | | | M/A | % | M/A | % | M/A | % | M/A | % | OR | DR | TOT | | | | | | | |
| *14 | NIELSEN Matt | 22:13 | 5/10 | 50 | 4/8 | 50 | 1/2 | 50 | 2/7 | 29 | 3 | 2 | 5 | 1 | 2 | 1 | 1 | 3 | 5 | 13 |
| *10 | BARLOW David | 24:57 | 5/12 | 42 | 3/7 | 43 | 2/5 | 40 | | | 1 | 1 | 2 | 3 | | | | 4 | 1 | 12 |
| *6 | BOGUT Andrew | 21:23 | 3/3 | 100 | 3/3 | 100 | | | 4/6 | 67 | 1 | | 1 | 2 | 4 | | | 4 | 4 | 10 |
| 5 | MILLS Patrick | 18:48 | 3/6 | 50 | 2/5 | 40 | 1/1 | 100 | 2/2 | 100 | | 1 | 1 | 1 | 1 | 2 | | 1 | 1 | 9 |
| 7 | INGLES Joe | 3:35 | 2/3 | 67 | 2/2 | 100 | 0/1 | 0 | 3/3 | 100 | | | | | | 1 | | 1 | 2 | 7 |
| 4 | ANSTEY Chris | 18:37 | 3/5 | 60 | 3/3 | 100 | 0/2 | 0 | | | 2 | 5 | 7 | | | | | 1 | 3 | 6 |
| *8 | NEWLEY Brad | 27:25 | 2/4 | 50 | 1/2 | 50 | 1/2 | 50 | 1/2 | 50 | | 2 | 2 | | 1 | 1 | | 3 | 4 | 6 |
| 15 | REDHAGE Shawn | 6:21 | 2/5 | 40 | 2/3 | 67 | 0/2 | 0 | 2/2 | 100 | 1 | | 1 | 1 | | 1 | | 1 | | 6 |
| *9 | BRUTON CJ | 24:12 | 2/5 | 40 | 1/3 | 33 | 1/2 | 50 | | | 1 | 1 | 2 | 2 | 1 | 2 | | 1 | | 5 |
| 11 | WORTHINGTON Mark | 10:49 | 1/3 | 33 | 1/2 | 50 | 0/1 | 0 | 2/2 | 100 | | | | | 2 | 2 | | | 1 | 4 |
| 13 | ANDERSEN David | 13:04 | 2/3 | 67 | 2/2 | 100 | 0/1 | 0 | | | | 1 | 1 | 1 | 2 | | | 2 | | 4 |
| 12 | SAVILLE Glen | 8:36 | | | | | | | | | | | | | | | | | 1 | 0 |
| Team/Coach | | | | | | | | | | | | | | | | | | | | |
| Totals | | | 30/59 | 51 | 24/40 | 60 | 6/19 | 32 | 16/24 | 67 | 9 | 13 | 22 | 10 | 13 | 10 | 1 | 20 | 23 | 82 |
| Coach | | GOORJIAN Brian | | | | | | | | | | | | | | | | | | |
| Assistant Coach | | JOYCE Brendan McLEOD Gordon | | | | | | | | | | | | | | | | | | |

CRO - Croatia

| No. | Name | MIN | Field Goals | | 2 Points | | 3 Points | | Free Throws | | Rebounds | | | AS | TO | ST | BS | PF | FO | PTS |
|-----------------|--------------------|---------------------------------|-------------|-----|----------|-----|----------|-----|-------------|-----|----------|----|-----|----|----|----|----|----|----|-----|
| | | | M/A | % | M/A | % | M/A | % | M/A | % | OR | DR | TOT | | | | | | | |
| 8 | PRKACIN Nikola (C) | 11:28 | 5/5 | 100 | 5/5 | 100 | | | 6/7 | 86 | 1 | | 1 | | | | | 2 | 6 | 16 |
| *13 | BANIC Marko | 26:16 | 7/8 | 88 | 7/8 | 88 | | | 2/2 | 100 | 1 | 1 | 2 | 2 | | | | 2 | 5 | 16 |
| *9 | TOMAS Marko | 22:42 | 4/6 | 67 | 0/2 | 0 | 4/4 | 100 | 0/2 | 0 | 1 | 3 | 4 | 1 | 3 | 1 | | 2 | 2 | 12 |
| 10 | PLANINIC Zoran | 15:55 | 5/6 | 83 | 3/4 | 75 | 2/2 | 100 | | | | 2 | 2 | 2 | 1 | 1 | | 1 | | 12 |
| 14 | LONCAR Kresimir | 22:17 | 4/9 | 44 | 3/8 | 38 | 1/1 | 100 | 1/2 | 50 | 3 | 7 | 10 | 2 | 1 | | | 3 | 1 | 10 |
| *4 | UKIC Roko-Leni | 29:36 | 4/10 | 40 | 3/7 | 43 | 1/3 | 33 | | | | 1 | 1 | 4 | 4 | 1 | | 1 | 1 | 9 |
| 5 | KUS Davor | 20:04 | 2/3 | 67 | | | 2/3 | 67 | 1/2 | 50 | | | | 2 | 4 | 1 | | 4 | 2 | 7 |
| *6 | POPOVIC Marko | 24:23 | 2/3 | 67 | 1/1 | 100 | 1/2 | 50 | 1/2 | 50 | | | | 5 | 1 | | | 2 | 2 | 6 |
| *15 | BARAC Stanko | 6:08 | 2/2 | 100 | 2/2 | 100 | | | | | | 2 | 2 | | 1 | | | 2 | | 4 |
| 7 | ROZIC Marin | 7:32 | 1/1 | 100 | | | 1/1 | 100 | | | | 2 | 2 | | 1 | | | 2 | | 3 |
| 11 | NICEVIC Sandro | 10:28 | 0/1 | 0 | 0/1 | 0 | | | 2/2 | 100 | | 3 | 3 | 1 | 1 | | 1 | 2 | 1 | 2 |
| 12 | RUDEZ Damjan | 3:11 | | | | | | | | | | | | | | | | | | 0 |
| Team/Coach | | | | | | | | | | | | | | | | | | | | |
| Totals | | | 36/54 | 67 | 24/38 | 63 | 12/16 | 75 | 13/19 | 68 | 6 | 21 | 27 | 19 | 17 | 4 | 1 | 23 | 20 | 97 |
| Coach | | REPESA Jasmin | | | | | | | | | | | | | | | | | | |
| Assistant Coach | | ANZULOVIC Drazen MILANOVIC Luka | | | | | | | | | | | | | | | | | | |

| | AUS | CRO |
|-----------------------|-----|-----|
| Points from Turnovers | 10 | 7 |
| Points in the Paint | 42 | 36 |
| Second Chance Points | 10 | 2 |
| Fast Break Points | 10 | 2 |

| | AUS | CRO |
|---------------------|--------------|-------------|
| Biggest Lead | 3 | 29 |
| Biggest Scoring Run | 10-0 (79-96) | 7-0 (12-19) |
| Lead Changes | | 1 |
| Times Tied | | 3 |

| Legend: | | | | | | | | | |
|---------|---------------------|-----|----------|-----|---------------|-----|----------------|----|--------------------|
| % | Shooting Percentage | (C) | Captain | * | Starters | AS | Assists | BS | Blocked Shots |
| DR | Defensive Rebounds | FO | Fouls On | M/A | Made/Attempts | MIN | Minutes Played | OR | Offensive Rebounds |
| PF | Fouls | PTS | Points | Qx | Quarter Time | ST | Steals | TO | Turnovers |
| TOT | Total Rebounds | | | | | | | | |



OLYMPIC BASKETBALL GYMNASIUM
北京奥林匹克篮球馆
GYMNASE OLYMPIQUE DE BEIJING

BASKETBALL
篮球 / BASKETBALL

MEN
男子项目 / HOMMES

PRELIMINARY ROUND GROUP B - GAME 12
预赛B组 - 第12场 / TOUR PRÉLIMINAIRE GROUPE B - MATCH 12



RESULTS

比赛成绩 / RÉSULTATS

USA 101 vs 70 CHN

Attendance: 11.083

Referee: JUNGE BRAND Carl (FIN)

Commissioner: SUURKASK Valdu (EST)

Umpires: FACCHINI Fabio (ITA); BELOSEVIC Ilija (SRB)

| Scoring by 5 min intervals: | USA | Q1 | | Q2 | | Q3 | | Q4 | |
|-----------------------------|-----|-----|----|----|----|----|----|----|----|
| | | CHN | 9 | 20 | 31 | 49 | 56 | 74 | 87 |
| | | 11 | 16 | 29 | 37 | 39 | 48 | 54 | 70 |

USA - United States

| No. | Name | MIN | Field Goals | | 2 Points | | 3 Points | | Free Throws | | Rebounds | | | AS | TO | ST | BS | PF | FO | PTS |
|-----------------|-----------------|---------------------------|-------------|-----|----------|-----|----------|----|-------------|-----|----------|----|-----|----|----|----|----|----|----|-----|
| | | | M/A | % | M/A | % | M/A | % | M/A | % | OR | DR | TOT | | | | | | | |
| 9 | WADE Dwayne | 20:01 | 7/7 | 100 | 7/7 | 100 | | | 5/5 | 100 | | | | 2 | 1 | 2 | | 1 | 3 | 19 |
| *6 | JAMES Lebron | 24:44 | 8/12 | 67 | 7/9 | 78 | 1/3 | 33 | 1/3 | 33 | 1 | 5 | 6 | 3 | | 1 | 3 | 2 | 3 | 18 |
| *10 | BRYANT Kobe | 27:09 | 6/14 | 43 | 5/7 | 71 | 1/7 | 14 | | | 1 | 1 | 2 | 3 | 3 | 2 | | 1 | | 13 |
| *11 | HOWARD Dwight | 20:35 | 5/10 | 50 | 5/10 | 50 | | | 3/5 | 60 | | | 2 | 2 | | | | 1 | 5 | 13 |
| 7 | WILLIAMS Deron | 18:44 | 3/7 | 43 | 2/4 | 50 | 1/3 | 33 | 2/2 | 100 | | 4 | 4 | 1 | | | | 1 | 2 | 9 |
| 8 | REDD Michael | 12:42 | 3/9 | 33 | 0/2 | 0 | 3/7 | 43 | | | 1 | 2 | 3 | 1 | | | | | 1 | 9 |
| 12 | BOSH Chris | 13:03 | 4/4 | 100 | 4/4 | 100 | | | 1/2 | 50 | 4 | 4 | 8 | | 1 | 3 | | 3 | 1 | 9 |
| 4 | BOOZER Carlos | 8:29 | 1/2 | 50 | 1/2 | 50 | | | 3/4 | 75 | 1 | 2 | 3 | 1 | 2 | 1 | | 2 | 2 | 5 |
| 13 | PAUL Chris | 19:30 | 1/2 | 50 | | | 1/2 | 50 | | | | 3 | 3 | 6 | 1 | 2 | | 3 | 1 | 3 |
| *15 | ANTHONY Carmelo | 14:04 | 0/3 | 0 | 0/1 | 0 | 0/2 | 0 | 3/4 | 75 | | 4 | 4 | | 1 | 1 | | 3 | 2 | 3 |
| *5 | KIDD Jason (C) | 13:06 | | | | | | | | | | 2 | 2 | | 3 | 2 | 1 | | | 0 |
| 14 | PRINCE Tayshaun | 7:53 | | | | | | | | | 1 | 2 | 3 | | | | | | | 0 |
| Team/Coach | | | | | | | | | | | | | | | | | | | | |
| Totals | | | 38/70 | 54 | 31/46 | 67 | 7/24 | 29 | 18/25 | 72 | 9 | 31 | 40 | 17 | 12 | 14 | 4 | 17 | 20 | 101 |
| Coach | | KRZYZEWSKI Mike | | | | | | | | | | | | | | | | | | |
| Assistant Coach | | BOEHEIM Jim D ANTONI Mike | | | | | | | | | | | | | | | | | | |

CHN - China

| No. | Name | MIN | Field Goals | | 2 Points | | 3 Points | | Free Throws | | Rebounds | | | AS | TO | ST | BS | PF | FO | PTS |
|-----------------|----------------|----------------------------------|-------------|----|----------|----|----------|-----|-------------|-----|----------|----|-----|----|----|----|----|----|----|-----|
| | | | M/A | % | M/A | % | M/A | % | M/A | % | OR | DR | TOT | | | | | | | |
| *13 | YAO Ming | 30:31 | 3/10 | 30 | 2/7 | 29 | 1/3 | 33 | 6/6 | 100 | 5 | 5 | 10 | 1 | 1 | | 3 | 4 | 7 | 13 |
| *8 | ZHU Fangyu | 24:31 | 4/6 | 67 | 1/3 | 33 | 3/3 | 100 | | | 4 | 4 | 8 | 2 | | | | 2 | | 11 |
| *11 | YI Jianlian | 25:33 | 4/13 | 31 | 4/9 | 44 | 0/4 | 0 | 1/1 | 100 | 1 | 2 | 3 | | 2 | | | 3 | 2 | 9 |
| *9 | SUN Yue | 26:39 | 3/8 | 38 | 1/3 | 33 | 2/5 | 40 | | | 1 | 1 | 2 | 1 | 1 | 1 | 1 | 3 | 1 | 8 |
| 14 | WANG Zhizhi | 18:01 | 4/9 | 44 | 4/6 | 67 | 0/3 | 0 | | | 1 | 4 | 5 | 1 | 1 | | 2 | 1 | | 8 |
| *5 | LIU Wei (C) | 20:55 | 1/9 | 11 | 0/6 | 0 | 1/3 | 33 | 3/4 | 75 | 1 | 2 | 3 | 2 | 3 | | | 1 | 4 | 6 |
| 10 | LI Nan | 8:12 | 2/5 | 40 | 0/2 | 0 | 2/3 | 67 | | | | | | | 1 | | | 2 | | 6 |
| 6 | ZHANG Qingpeng | 7:55 | 1/4 | 25 | 0/1 | 0 | 1/3 | 33 | 2/2 | 100 | | 2 | 2 | 1 | 2 | | | 1 | 1 | 5 |
| 4 | CHEN Jianghua | 16:53 | 1/3 | 33 | 1/3 | 33 | | | | | | 2 | 2 | 2 | 3 | 1 | | 1 | | 2 |
| 7 | WANG Shipeng | 9:10 | 0/1 | 0 | 0/1 | 0 | | | 2/2 | 100 | 1 | | 1 | 1 | 3 | | | 1 | 1 | 2 |
| 12 | WANG Lei | 5:45 | | | | | | | | | | 2 | 2 | | | | | | 1 | 0 |
| 15 | DU Feng | 5:55 | | | | | | | | | | | | | 1 | | | 1 | | 0 |
| Team/Coach | | | | | | | | | | | | | | | | | | | | |
| Totals | | | 23/68 | 34 | 13/41 | 32 | 10/27 | 37 | 14/15 | 93 | 13 | 24 | 37 | 12 | 18 | 2 | 6 | 20 | 17 | 70 |
| Coach | | KAZLAUSKAS Jonas | | | | | | | | | | | | | | | | | | |
| Assistant Coach | | GUO Shiqiang NELSON Donn Charles | | | | | | | | | | | | | | | | | | |

| | USA | CHN |
|-----------------------|-----|-----|
| Points from Turnovers | 12 | 2 |
| Points in the Paint | 60 | 26 |
| Second Chance Points | 11 | 9 |
| Fast Break Points | 24 | 4 |

| | USA | CHN |
|---------------------|--------------|--------------|
| Biggest Lead | 35 | 4 |
| Biggest Scoring Run | 10-0 (45-32) | 10-0 (89-64) |
| Lead Changes | 3 | |
| Times Tied | 4 | |

| Legend: | | | |
|---------|---------------------|-----|--------------------|
| % | Shooting Percentage | (C) | Captain |
| DR | Defensive Rebounds | FO | Fouls On |
| PF | Fouls | PTS | Points |
| TOT | Total Rebounds | | |
| * | Starters | AS | Assists |
| M/A | Made/Attempts | MIN | Minutes Played |
| Qx | Quarter Time | ST | Steals |
| | | BS | Blocked Shots |
| | | OR | Offensive Rebounds |
| | | TO | Turnovers |



RESULTS

比赛成绩 / RÉSULTATS

IRI 67 vs 99 LTU

Attendance: 11.083

Referee: RUSH Eddie (USA)

Commissioner: LEE Kak-Kuan (MAS)

Umpires: SUDEK Petr (SVK); MUHIMUA Abreu (MOZ)

| Scoring by 5 min intervals: | | Q1 | | Q2 | | Q3 | | Q4 | |
|-----------------------------|--|----|----|----|----|----|----|----|----|
| IRI | | 9 | 20 | 26 | 34 | 41 | 53 | 57 | 67 |
| LTU | | 6 | 15 | 35 | 46 | 61 | 74 | 89 | 99 |

IRI - Iran

| No. | Name | MIN | Field Goals | | 2 Points | | 3 Points | | Free Throws | | Rebounds | | | AS | TO | ST | BS | PF | FO | PTS |
|-----------------|---------------------------|---------------|-------------|----|----------|----|----------|----|-------------|-----|----------|----|-----|----|----|----|----|----|----|-----|
| | | | M/A | % | M/A | % | M/A | % | M/A | % | OR | DR | TOT | | | | | | | |
| *15 | EHADADI Hamed | 36:29 | 6/14 | 43 | 6/13 | 46 | 0/1 | 0 | 9/13 | 69 | 2 | 7 | 9 | 1 | 8 | 3 | 4 | 4 | 8 | 21 |
| *10 | AFAGH ESLAMIEH Hamed | 33:40 | 3/10 | 30 | 0/1 | 0 | 3/9 | 33 | 0/2 | 0 | 1 | 3 | 4 | | 5 | 1 | | 1 | 3 | 9 |
| *14 | NIKKHAH Mohammadsamad (C) | 22:32 | 2/7 | 29 | 0/2 | 0 | 2/5 | 40 | 3/4 | 75 | 2 | 1 | 3 | 1 | | 1 | | 5 | 5 | 9 |
| 7 | KAMRANY Mahdi | 15:46 | 2/7 | 29 | 1/3 | 33 | 1/4 | 25 | 2/2 | 100 | 1 | | 1 | | 2 | 1 | | 3 | 2 | 7 |
| 9 | ZANDI Iman | 17:00 | 1/4 | 25 | 0/1 | 0 | 1/3 | 33 | 4/4 | 100 | | 1 | 1 | | 2 | | | 2 | 2 | 7 |
| *12 | SAHAKIAN Oshin | 36:26 | 2/6 | 33 | 2/4 | 50 | 0/2 | 0 | 3/4 | 75 | 6 | 6 | 12 | 3 | 2 | | | 4 | 3 | 7 |
| 6 | DAVARI Javad | 10:23 | 0/3 | 0 | 0/2 | 0 | 0/1 | 0 | 5/6 | 83 | | 2 | 2 | | 2 | | | | 4 | 5 |
| *5 | AMINI Amir | 18:59 | 1/3 | 33 | 1/3 | 33 | | | | | 1 | 1 | 2 | 4 | 2 | | | 2 | 4 | 2 |
| 4 | DORAGH Ali | 3:31 | | | | | | | | | | | | 1 | | | | 1 | | 0 |
| 8 | DAVARPANAHA Saeid | 3:11 | 0/1 | 0 | 0/1 | 0 | | | | | | | | | | | | | | 0 |
| 11 | SOHRABNEJAD Hamed | 2:03 | | | | | | | | | | | | | | | | 2 | | 0 |
| 13 | NABIPOOR Moosa | | | | | | | | | | | | | | | | | | | 0 |
| Team/Coach | | | | | | | | | | | | | | | | | | | | |
| Totals | | | 17/55 | 31 | 10/30 | 33 | 7/25 | 28 | 26/35 | 74 | 13 | 21 | 34 | 10 | 23 | 6 | 4 | 24 | 31 | 67 |
| Coach | | TOROMAN Rajko | | | | | | | | | | | | | | | | | | |
| Assistant Coach | | HATAMI Mehran | | | | | | | | | | | | | | | | | | |

LTU - Lithuania

| No. | Name | MIN | Field Goals | | 2 Points | | 3 Points | | Free Throws | | Rebounds | | | AS | TO | ST | BS | PF | FO | PTS |
|-----------------|------------------------|--------------------------------------|-------------|-----|----------|-----|----------|-----|-------------|-----|----------|----|-----|----|----|----|----|----|----|-----|
| | | | M/A | % | M/A | % | M/A | % | M/A | % | OR | DR | TOT | | | | | | | |
| 11 | KLEIZA Linas | 21:46 | 8/11 | 73 | 8/10 | 80 | 0/1 | 0 | 6/7 | 86 | 1 | 7 | 8 | 2 | 2 | 2 | | | 6 | 22 |
| *13 | JASIKEVICIUS Sarunas | 20:11 | 8/9 | 89 | 6/7 | 86 | 2/2 | 100 | 2/2 | 100 | 1 | | 1 | 3 | 2 | 3 | 1 | 2 | 3 | 20 |
| *4 | KAUKENAS Rimantas | 20:17 | 6/9 | 67 | 4/6 | 67 | 2/3 | 67 | | | | 1 | 1 | 1 | 5 | 1 | | 1 | | 14 |
| 14 | PETRAVICIUS Marijonas | 13:20 | 2/4 | 50 | 2/4 | 50 | | | 5/8 | 63 | 3 | 1 | 4 | | 2 | | | 4 | 5 | 9 |
| *8 | SISKAUSKAS Ramunas (C) | 18:33 | 3/4 | 75 | 2/2 | 100 | 1/2 | 50 | 1/1 | 100 | | | | 1 | 1 | 2 | | 2 | 4 | 8 |
| *15 | JAVTOKAS Robertas | 15:59 | 4/7 | 57 | 4/6 | 67 | 0/1 | 0 | | | 1 | 6 | 7 | 1 | | | 1 | 4 | 4 | 8 |
| 7 | LAVRINOVIC Darjus | 10:41 | 2/3 | 67 | 1/1 | 100 | 1/2 | 50 | 1/2 | 50 | | 2 | 2 | 1 | | | 1 | 5 | 1 | 6 |
| 9 | PREKEVICIUS Marius | 11:58 | 2/2 | 100 | 2/2 | 100 | | | | | | | | 2 | | | | 4 | | 4 |
| *12 | LAVRINOVIC Ksistof | 16:48 | 1/5 | 20 | 0/1 | 0 | 1/4 | 25 | 0/2 | 0 | | 3 | 3 | | | 3 | 1 | 3 | 2 | 3 |
| 5 | LUKAUSKIS Mindaugas | 17:34 | 1/4 | 25 | 1/4 | 25 | | | 0/2 | 0 | 2 | 1 | 3 | 3 | | 1 | | 2 | 2 | 2 |
| 10 | JASAITIS Simas | 18:04 | 1/5 | 20 | 1/3 | 33 | 0/2 | 0 | | | 1 | 1 | 2 | | | | | | | 2 |
| 6 | MACIULIS Jonas | 14:49 | 0/4 | 0 | 0/3 | 0 | 0/1 | 0 | 1/2 | 50 | 1 | 3 | 4 | 3 | 1 | 5 | | 4 | 1 | 1 |
| Team/Coach | | | | | | | | | | | | | | | | | | | | |
| Totals | | | 38/67 | 57 | 31/49 | 63 | 7/18 | 39 | 16/26 | 62 | 10 | 25 | 35 | 14 | 16 | 18 | 4 | 31 | 24 | 99 |
| Coach | | BUTAUTAS Ramunas | | | | | | | | | | | | | | | | | | |
| Assistant Coach | | KURTINAITIS Rimas KUNCAITIS Robertas | | | | | | | | | | | | | | | | | | |

| | IRI | LTU |
|-----------------------|-----|-----|
| Points from Turnovers | 9 | 18 |
| Points in the Paint | 20 | 54 |
| Second Chance Points | 5 | 7 |
| Fast Break Points | 5 | 21 |

| | IRI | LTU |
|---------------------|-----------|--------------|
| Biggest Lead | 8 | 38 |
| Biggest Scoring Run | 7-0 (7-2) | 18-0 (20-33) |
| Lead Changes | | 2 |
| Times Tied | | 1 |

| Legend: | | | | | |
|---------|---------------------|-----|----------|-----|--------------------|
| % | Shooting Percentage | (C) | Captain | * | Starters |
| DR | Defensive Rebounds | FO | Fouls On | M/A | Made/Attempts |
| PF | Fouls | PTS | Points | Qx | Quarter Time |
| TOT | Total Rebounds | | | AS | Assists |
| | | | | MIN | Minutes Played |
| | | | | ST | Steals |
| | | | | BS | Blocked Shots |
| | | | | OR | Offensive Rebounds |
| | | | | TO | Turnovers |



OLYMPIC BASKETBALL GYMNASIUM
北京奥林匹克篮球馆
GYMNASE OLYMPIQUE DE BEIJING

TUE 星期二 MAR
12 AUG 2008
11:15

BASKETBALL
篮球 / BASKETBALL

MEN
男子项目 / HOMMES

PRELIMINARY ROUND GROUP A - GAME 20
预赛A组 - 第20场 / TOUR PRÉLIMINAIRE GROUPE A - MATCH 20



RESULTS

比赛成绩 / RÉSULTATS

CRO 85 vs 78 RUS

Attendance: 11.083

Referee: ZAVLANOS Nikolaos (GRE)

Commissioner: GARCIA Anibal (PUR)

Umpires: MERCEDES Reynaldo (DOM); MA Lijun (CHN)

| Scoring by 5 min intervals: | CRO | Q1 | | Q2 | | Q3 | | Q4 | |
|-----------------------------|-----|-----|----|----|----|----|----|----|----|
| | | RUS | 9 | 16 | 25 | 42 | 49 | 60 | 75 |
| | | 7 | 17 | 26 | 36 | 41 | 51 | 67 | 78 |

CRO - Croatia

| No. | Name | MIN | Field Goals | | 2 Points | | 3 Points | | Free Throws | | Rebounds | | | AS | TO | ST | BS | PF | FO | PTS |
|-----------------|--------------------|---------------------------------|-------------|-----|----------|-----|----------|-----|-------------|-----|----------|----|-----|----|----|----|----|----|----|-----|
| | | | M/A | % | M/A | % | M/A | % | M/A | % | OR | DR | TOT | | | | | | | |
| *6 | POPOVIC Marko | 29:03 | 5/9 | 56 | 2/2 | 100 | 3/7 | 43 | 9/10 | 90 | | 1 | 1 | 3 | 3 | 1 | | | 7 | 22 |
| 10 | PLANINIC Zoran | 19:27 | 7/9 | 78 | 5/6 | 83 | 2/3 | 67 | 4/5 | 80 | 1 | | 1 | 1 | 1 | | | 3 | 5 | 20 |
| *15 | BARAC Stanko | 21:01 | 6/9 | 67 | 6/9 | 67 | | | | | 3 | 4 | 7 | | 3 | | | 2 | 1 | 12 |
| 9 | TOMAS Marko | 29:27 | 2/4 | 50 | 1/2 | 50 | 1/2 | 50 | 4/4 | 100 | | 3 | 3 | | 2 | 1 | | 1 | 5 | 9 |
| *4 | UKIC Roko-Leni | 25:41 | 2/5 | 40 | 0/3 | 0 | 2/2 | 100 | 1/2 | 50 | 2 | 3 | 5 | 2 | | 2 | | 2 | 2 | 7 |
| 8 | PRKACIN Nikola (C) | 17:03 | 1/4 | 25 | 1/4 | 25 | | | 3/4 | 75 | 1 | 1 | 2 | | 1 | | | 2 | 4 | 5 |
| 14 | LONCAR Kresimir | 18:25 | 1/5 | 20 | 1/5 | 20 | | | 2/2 | 100 | 3 | 3 | 6 | 3 | 3 | | | 4 | 3 | 4 |
| 5 | KUS Davor | 12:11 | 1/1 | 100 | 1/1 | 100 | | | | | | | | | 2 | 1 | | | | 2 |
| 11 | NICEVIC Sandro | 9:31 | 1/4 | 25 | 1/4 | 25 | | | | | 1 | 3 | 4 | | 1 | | | 3 | | 2 |
| *13 | BANIC Marko | 9:42 | 0/1 | 0 | 0/1 | 0 | | | 2/2 | 100 | | 3 | 3 | 1 | | 1 | | 5 | 1 | 2 |
| *7 | ROZIC Marin | 8:29 | 0/2 | 0 | 0/1 | 0 | 0/1 | 0 | | | | 2 | 2 | 1 | | | | 2 | | 0 |
| 12 | RUDEZ Damjan | | | | | | | | | | | | | | | | | | | 0 |
| Team/Coach | | | | | | | | | | | | | | | | | | | | |
| Totals | | | 26/53 | 49 | 18/38 | 47 | 8/15 | 53 | 25/29 | 86 | 11 | 23 | 34 | 11 | 16 | 6 | | 24 | 28 | 85 |
| Coach | | REPESA Jasmin | | | | | | | | | | | | | | | | | | |
| Assistant Coach | | ANZULOVIC Drazen MILANOVIC Luka | | | | | | | | | | | | | | | | | | |

RUS - Russian Fed.

| No. | Name | MIN | Field Goals | | 2 Points | | 3 Points | | Free Throws | | Rebounds | | | AS | TO | ST | BS | PF | FO | PTS |
|-----------------|----------------------|------------------------------|-------------|-----|----------|-----|----------|-----|-------------|-----|----------|----|-----|----|----|----|----|----|----|-----|
| | | | M/A | % | M/A | % | M/A | % | M/A | % | OR | DR | TOT | | | | | | | |
| *7 | KIRILENKO Andrey (C) | 35:11 | 5/11 | 45 | 3/6 | 50 | 2/5 | 40 | 6/8 | 75 | 2 | 4 | 6 | 3 | 5 | 1 | 3 | 4 | 8 | 18 |
| 6 | BYKOV Sergey | 18:28 | 5/6 | 83 | 4/4 | 100 | 1/2 | 50 | 4/4 | 100 | 2 | 2 | 4 | 3 | 4 | 3 | | 5 | 4 | 15 |
| *10 | KHRYAPA Viktor | 22:56 | 5/13 | 38 | 1/3 | 33 | 4/10 | 40 | | | 2 | 1 | 3 | 2 | 2 | | | 4 | 3 | 14 |
| *14 | SAVRASENKO Aleksey | 22:08 | 4/5 | 80 | 4/5 | 80 | | | 2/2 | 100 | | 2 | 2 | | | | | 2 | 1 | 10 |
| 8 | MORGUNOV Nikita | 12:36 | 3/3 | 100 | 1/1 | 100 | 2/2 | 100 | 1/3 | 33 | 2 | 1 | 3 | | 1 | | | 2 | 2 | 9 |
| *5 | KHOLDEN Dzhon-Robert | 38:32 | 2/10 | 20 | 2/6 | 33 | 0/4 | 0 | 1/2 | 50 | 1 | 1 | 2 | 5 | 1 | | | 3 | 2 | 5 |
| 12 | MONYA Sergey | 14:28 | 1/6 | 17 | 0/3 | 0 | 1/3 | 33 | | | | 1 | 1 | | 1 | 1 | | 2 | | 3 |
| 11 | PASHUTIN Zakhar | 16:14 | 1/1 | 100 | 1/1 | 100 | | | | | 1 | 2 | 3 | 1 | 1 | 1 | | 2 | 1 | 2 |
| *15 | KEYRU Victor | 10:37 | 1/2 | 50 | 1/2 | 50 | | | | | 1 | 1 | 2 | 2 | | 1 | 1 | 2 | 1 | 2 |
| 4 | VORONTSEVICH Andrey | 4:24 | 0/1 | 0 | | | 0/1 | 0 | | | 1 | | 1 | | | | | 1 | 2 | 0 |
| 9 | SAMOYLENKO Petr | 4:26 | | | | | | | | | | 2 | 2 | 2 | | | | 1 | | 0 |
| 13 | FRIDZON Vitaliy | | | | | | | | | | | | | | | | | | | 0 |
| Team/Coach | | | | | | | | | | | | | | | | | | | | |
| Totals | | | 27/58 | 47 | 17/31 | 55 | 10/27 | 37 | 14/19 | 74 | 12 | 17 | 29 | 18 | 15 | 7 | 4 | 28 | 24 | 78 |
| Coach | | BLATT David Michael | | | | | | | | | | | | | | | | | | |
| Assistant Coach | | PASHUTIN Evgeniy GUTT Daniel | | | | | | | | | | | | | | | | | | |

| | CRO | RUS |
|-----------------------|-----|-----|
| Points from Turnovers | 5 | 8 |
| Points in the Paint | 22 | 32 |
| Second Chance Points | 10 | 13 |
| Fast Break Points | | 8 |

| | CRO | RUS |
|---------------------|-------------|-------------|
| Biggest Lead | 13 | 5 |
| Biggest Scoring Run | 8-0 (46-36) | 6-0 (18-23) |
| Lead Changes | 6 | |
| Times Tied | 6 | |

| Legend: | | | |
|---------|---------------------|-----|--------------------|
| % | Shooting Percentage | (C) | Captain |
| DR | Defensive Rebounds | FO | Fouls On |
| PF | Fouls | PTS | Points |
| TOT | Total Rebounds | | |
| * | Starters | M/A | Made/Attempts |
| Qx | Quarter Time | MIN | Minutes Played |
| AS | Assists | ST | Steals |
| BS | Blocked Shots | OR | Offensive Rebounds |
| | | TO | Turnovers |



RESULTS

比赛成绩 / RÉSULTATS

GRE 87 vs 64 GER

Attendance: 11.083

Referee: JUNGE BRAND Carl (FIN)

Commissioner: HORGAN Fred (CAN)

Umpires: BELOSEVIC Ilija (SRB); HIRAHARA Yuji (JPN)

| Scoring by 5 min intervals: | GRE | Q1 | | Q2 | | Q3 | | Q4 | |
|-----------------------------|-----|-----|-----|-----|-----|-----|-----|-----|-----|
| | | GRE | GER | GRE | GER | GRE | GER | GRE | GER |
| | | 12 | 21 | 33 | 44 | 57 | 69 | 73 | 87 |
| | | 5 | 23 | 23 | 33 | 40 | 48 | 52 | 64 |

GRE - Greece

| No. | Name | MIN | Field Goals | | 2 Points | | 3 Points | | Free Throws | | Rebounds | | | AS | TO | ST | BS | PF | FO | PTS |
|-----------------|--------------------------|-------|-------------|----|----------|-----|----------|----|-------------|-----|-------------------|----|-----|----|----|----|----|----|----|-----|
| | | | M/A | % | M/A | % | M/A | % | M/A | % | OR | DR | TOT | | | | | | | |
| *7 | SPANOULIS Vasileios | 30:03 | 9/13 | 69 | 5/7 | 71 | 4/6 | 67 | 1/1 | 100 | 2 | 1 | 3 | 5 | 2 | | | 1 | 1 | 23 |
| 4 | PAPALOUKAS Theodoros (C) | 23:30 | 4/8 | 50 | 3/5 | 60 | 1/3 | 33 | 6/6 | 100 | | 5 | 5 | 2 | 3 | | 1 | | 3 | 15 |
| *13 | DIAMANTIDIS Dimitrios | 26:30 | 3/7 | 43 | 2/4 | 50 | 1/3 | 33 | 5/5 | 100 | | 2 | 2 | 2 | | 2 | | 4 | 7 | 12 |
| *9 | FOTSIS Antonios | 16:22 | 3/4 | 75 | 2/2 | 100 | 1/2 | 50 | 2/2 | 100 | 1 | 3 | 4 | | 2 | | | 3 | 1 | 9 |
| *11 | GLYNIADAKIS Andreas | 9:48 | 3/4 | 75 | 3/4 | 75 | | | 2/2 | 100 | 1 | 1 | 2 | 1 | 2 | 2 | 1 | 3 | 2 | 8 |
| *8 | VASILOPOULOS Panagiotis | 20:13 | 3/4 | 75 | 2/2 | 100 | 1/2 | 50 | | | | 1 | 1 | 1 | | 2 | | 2 | 2 | 7 |
| 10 | PRINTEZIS Georgios | 8:36 | 3/5 | 60 | 3/4 | 75 | 0/1 | 0 | | | | 1 | 1 | | 3 | | | 1 | 1 | 6 |
| 5 | BOUROUSIS Ioannis | 18:47 | 2/3 | 67 | 2/3 | 67 | | | 1/2 | 50 | 2 | 6 | 8 | 2 | | 3 | | 3 | 3 | 5 |
| 6 | ZISIS Nikolaos | 16:51 | 1/5 | 20 | 1/4 | 25 | 0/1 | 0 | | | | 1 | 1 | | | | | 1 | 1 | 2 |
| 12 | TSARTSARIS Konstantinos | 21:39 | | | | | | | | | 2 | 4 | 6 | 2 | | | 2 | | 1 | 0 |
| 14 | SCHORTSANITIS Sofoklis | 2:13 | | | | | | | 0/2 | 0 | | | | | | | | | 1 | 0 |
| 15 | PELEKANOS Michail | 5:28 | 0/1 | 0 | | | 0/1 | 0 | | | | | | | 1 | 1 | | 1 | | 0 |
| Team/Coach | | | | | | | | | | | | | | | | | | | | |
| Totals | | | 31/54 | 57 | 23/35 | 66 | 8/19 | 42 | 17/20 | 85 | 8 | 25 | 33 | 15 | 13 | 10 | 4 | 19 | 23 | 87 |
| Coach | GIANNAKIS Panagiotis | | | | | | | | | | | | | | | | | | | |
| Assistant Coach | KAKIOUSIS Eleftherios | | | | | | | | | | LINARDOS Nikolaos | | | | | | | | | |

GER - Germany

| No. | Name | MIN | Field Goals | | 2 Points | | 3 Points | | Free Throws | | Rebounds | | | AS | TO | ST | BS | PF | FO | PTS |
|-----------------|--------------------------|-------|-------------|----|----------|----|----------|----|-------------|-----|----------------|----|-----|----|----|----|----|----|----|-----|
| | | | M/A | % | M/A | % | M/A | % | M/A | % | OR | DR | TOT | | | | | | | |
| *14 | NOWITZKI Dirk | 24:55 | 3/8 | 38 | 1/4 | 25 | 2/4 | 50 | 5/6 | 83 | 1 | 5 | 6 | 1 | 1 | 1 | | 4 | 6 | 13 |
| 6 | SCHULTZE Sven | 17:31 | 4/7 | 57 | 1/2 | 50 | 3/5 | 60 | | | | 4 | 4 | | | 1 | | 4 | | 11 |
| *10 | GREENE Demond | 20:57 | 3/7 | 43 | | | 3/7 | 43 | 2/3 | 67 | | | | 2 | | | | 2 | 1 | 11 |
| *8 | WYSOCKI Konrad Christoph | 16:55 | 2/4 | 50 | 0/1 | 0 | 2/3 | 67 | 1/2 | 50 | | 2 | 2 | 1 | 1 | | | 2 | 1 | 7 |
| 13 | FEMERLING Patrick (C) | 19:12 | 2/3 | 67 | 2/3 | 67 | | | 3/5 | 60 | 2 | 1 | 3 | | 2 | | 1 | 3 | 4 | 7 |
| 11 | ROLLER Pascal | 25:17 | 2/6 | 33 | 0/1 | 0 | 2/5 | 40 | | | 1 | 2 | 3 | | 2 | 1 | | | 1 | 6 |
| *12 | KAMAN Christopher | 16:45 | 1/3 | 33 | 1/3 | 33 | | | 2/2 | 100 | 2 | | 2 | 1 | 5 | | 1 | 1 | 3 | 4 |
| 15 | JAGLA Jan-Hendrik | 13:33 | 2/10 | 20 | 2/7 | 29 | 0/3 | 0 | | | 3 | | 3 | | | 2 | | 1 | | 4 |
| 4 | OHLBRECHT Tim | 8:00 | | | | | | | 1/2 | 50 | | 1 | 1 | | 1 | | 1 | 1 | 1 | 1 |
| 5 | ZWIENER Philip | | | | | | | | | | | | | | | | | | | 0 |
| 7 | GARRETT Robert | 22:12 | 0/4 | 0 | 0/2 | 0 | 0/2 | 0 | | | | 2 | 2 | 1 | | | | 2 | 2 | 0 |
| *9 | HAMANN Steffen | 14:43 | 0/1 | 0 | 0/1 | 0 | | | | | | | | 1 | 2 | | 1 | 3 | | 0 |
| Team/Coach | | | | | | | | | | | | | | | | | | | | |
| Totals | | | 19/53 | 36 | 7/24 | 29 | 12/29 | 41 | 14/20 | 70 | 9 | 17 | 26 | 7 | 14 | 6 | 4 | 23 | 19 | 64 |
| Coach | BAUERMANN Dirk | | | | | | | | | | | | | | | | | | | |
| Assistant Coach | GNAD Hans-Jurgen | | | | | | | | | | KUCZMANN Achim | | | | | | | | | |

| | GRE | GER |
|-----------------------|-----|-----|
| Points from Turnovers | 8 | 3 |
| Points in the Paint | 46 | 10 |
| Second Chance Points | 9 | 9 |
| Fast Break Points | 6 | |

| | GRE | GER |
|---------------------|--------------|-------------|
| Biggest Lead | 27 | 2 |
| Biggest Scoring Run | 12-0 (33-23) | 8-0 (21-23) |
| Lead Changes | 2 | |
| Times Tied | 1 | |

| Legend: | | |
|---------|---------------------|-----------------------|
| % | Shooting Percentage | (C) Captain |
| DR | Defensive Rebounds | FO Fouls On |
| PF | Fouls | PTS Points |
| TOT | Total Rebounds | * Starters |
| | | M/A Made/Attempts |
| | | Qx Quarter Time |
| | | AS Assists |
| | | MIN Minutes Played |
| | | ST Steals |
| | | BS Blocked Shots |
| | | OR Offensive Rebounds |
| | | TO Turnovers |



RESULTS

比赛成绩 / RÉSULTATS

CHN 75 vs 85 ESP

Attendance: 11.083

Referee: CARRION Jose (PUR)

Commissioner: TURAM Emir (TUR)

Umpires: MARANHO Cristiano (BRA); AYLEN Michael (AUS)

| Scoring by 5 min intervals: | CHN | Q1 | | Q2 | | Q3 | | Q4 | | OT1 |
|-----------------------------|-----|-----|----|----|----|----|----|----|----|-----|
| | | ESP | 11 | 18 | 32 | 46 | 53 | 61 | 65 | 72 |
| | | 10 | 20 | 28 | 37 | 42 | 47 | 61 | 72 | 85 |

CHN - China

| No. | Name | MIN | Field Goals | | 2 Points | | 3 Points | | Free Throws | | Rebounds | | | AS | TO | ST | BS | PF | FO | PTS |
|-----------------|----------------------------------|-------|-------------|----|----------|-----|----------|----|-------------|-----|----------|----|-----|----|----|----|----|----|----|-----|
| | | | M/A | % | M/A | % | M/A | % | M/A | % | OR | DR | TOT | | | | | | | |
| *5 | LIU Wei (C) | 34:10 | 7/12 | 58 | 3/5 | 60 | 4/7 | 57 | 1/2 | 50 | | 1 | 1 | 2 | 5 | | | 2 | 3 | 19 |
| *8 | ZHU Fangyu | 35:17 | 5/10 | 50 | 0/2 | 0 | 5/8 | 63 | | | | 2 | 2 | | 1 | 3 | | 2 | 2 | 15 |
| 14 | WANG Zhizhi | 21:47 | 6/11 | 55 | 6/7 | 86 | 0/4 | 0 | 3/3 | 100 | 1 | 2 | 3 | 1 | 1 | 1 | | 2 | 2 | 15 |
| *13 | YAO Ming | 30:14 | 4/12 | 33 | 4/12 | 33 | | | 3/4 | 75 | 4 | 5 | 9 | 3 | 4 | 3 | 1 | 5 | 3 | 11 |
| *11 | YI Jianlian | 37:59 | 2/4 | 50 | 2/3 | 67 | 0/1 | 0 | | | 2 | 7 | 9 | | | 3 | | 2 | | 4 |
| 4 | CHEN Jianghua | 13:50 | 0/3 | 0 | 0/2 | 0 | 0/1 | 0 | 3/4 | 75 | 2 | 1 | 3 | 2 | 4 | 1 | 1 | 1 | 3 | 3 |
| 7 | WANG Shipeng | 16:31 | 1/5 | 20 | 1/4 | 25 | 0/1 | 0 | 1/2 | 50 | 3 | 2 | 5 | 2 | 1 | | | 2 | 2 | 3 |
| 10 | LI Nan | 9:43 | 1/3 | 33 | | | 1/3 | 33 | | | | | | | 1 | 1 | | 2 | | 3 |
| *9 | SUN Yue | 25:29 | 1/4 | 25 | 1/1 | 100 | 0/3 | 0 | | | | | | 3 | 3 | 1 | 1 | 4 | | 2 |
| 6 | ZHANG Qingpeng | | | | | | | | | | | | | | | | | | | 0 |
| 12 | WANG Lei | | | | | | | | | | | | | | | | | | | 0 |
| 15 | DU Feng | | | | | | | | | | | | | | | | | | | 0 |
| Team/Coach | | | | | | | | | | | | | | | | | | | | |
| Totals | | | 27/64 | 42 | 17/36 | 47 | 10/28 | 36 | 11/15 | 73 | 12 | 20 | 32 | 13 | 20 | 13 | 3 | 22 | 15 | 75 |
| Coach | KAZLAUSKAS Jonas | | | | | | | | | | | | | | | | | | | |
| Assistant Coach | GUO Shiqiang NELSON Donn Charles | | | | | | | | | | | | | | | | | | | |

ESP - Spain

| No. | Name | MIN | Field Goals | | 2 Points | | 3 Points | | Free Throws | | Rebounds | | | AS | TO | ST | BS | PF | FO | PTS |
|-----------------|----------------------|-------|-------------|-----|----------|----|----------|-----|-------------|----|----------|----|-----|----|----|----|----|----|----|-----|
| | | | M/A | % | M/A | % | M/A | % | M/A | % | OR | DR | TOT | | | | | | | |
| *4 | GASOL Pau | 34:56 | 13/17 | 76 | 13/16 | 81 | 0/1 | 0 | 3/5 | 60 | 5 | 3 | 8 | 2 | 4 | 1 | 3 | | 6 | 29 |
| *5 | FERNANDEZ Rudy | 34:35 | 8/16 | 50 | 6/11 | 55 | 2/5 | 40 | 3/5 | 60 | 4 | 4 | 8 | 6 | 4 | 2 | 1 | 3 | 3 | 21 |
| *9 | REYES Felipe | 16:46 | 5/9 | 56 | 5/9 | 56 | | | | | 2 | 4 | 6 | | 1 | 1 | | | 1 | 10 |
| 7 | NAVARRO Juan Carlos | 16:03 | 3/9 | 33 | 1/5 | 20 | 2/4 | 50 | | | | | | 3 | 1 | | | 1 | 1 | 8 |
| 13 | GASOL Marc | 19:52 | 3/4 | 75 | 3/4 | 75 | | | 2/3 | 67 | 3 | 2 | 5 | 1 | 1 | | | 2 | 2 | 8 |
| *10 | JIMENEZ Carlos (C) | 12:20 | 1/1 | 100 | | | 1/1 | 100 | 1/2 | 50 | | 1 | 1 | | 1 | | | 1 | 2 | 4 |
| 8 | CALDERON Jose Manuel | 22:41 | 1/6 | 17 | 1/4 | 25 | 0/2 | 0 | | | 2 | 4 | 6 | 1 | 2 | 1 | | 1 | 2 | 2 |
| 14 | MUMBRU Alex | 16:12 | 1/3 | 33 | 1/3 | 33 | | | | | | | | | 1 | | | | | 2 |
| 6 | RUBIO Ricky | 20:47 | 0/4 | 0 | 0/3 | 0 | 0/1 | 0 | 1/2 | 50 | 2 | 2 | 4 | 4 | 4 | 5 | | 4 | 2 | 1 |
| *11 | LOPEZ Raul | 5:48 | | | | | | | | | | 2 | 2 | | | | | | | 0 |
| 12 | RODRIGUEZ Berni | 7:12 | 0/1 | 0 | 0/1 | 0 | | | | | 1 | 1 | | | | | | 2 | | 0 |
| 15 | GARBAJOSA Jorge | 17:48 | 0/4 | 0 | 0/1 | 0 | 0/3 | 0 | | | 1 | 2 | 3 | 2 | 1 | | | 1 | 3 | 0 |
| Team/Coach | | | | | | | | | | | | | | | | | | | | |
| Totals | | | 35/74 | 47 | 30/57 | 53 | 5/17 | 29 | 10/17 | 59 | 20 | 24 | 44 | 16 | 22 | 11 | 4 | 16 | 22 | 85 |
| Coach | GARCIA Aito | | | | | | | | | | | | | | | | | | | |
| Assistant Coach | COSTA Joaquin | | | | | | | | | | | | | | | | | | | |

| | CHN | ESP |
|-----------------------|-----|-----|
| Points from Turnovers | 8 | 10 |
| Points in the Paint | 26 | 54 |
| Second Chance Points | 6 | 18 |
| Fast Break Points | 2 | 6 |

| | CHN | ESP |
|---------------------|-------------|--------------|
| Biggest Lead | 15 | 10 |
| Biggest Scoring Run | 8-0 (52-37) | 10-0 (64-61) |
| Lead Changes | 9 | |
| Times Tied | 6 | |

| Legend: | | | |
|---------|---------------------|-----|--------------------|
| % | Shooting Percentage | (C) | Captain |
| DR | Defensive Rebounds | FO | Fouls On |
| OTx | Overtime | PF | Fouls |
| TO | Turnovers | TOT | Total Rebounds |
| * | Starters | M/A | Made/Attempts |
| AS | Assists | PTS | Points |
| MIN | Minutes Played | Qx | Quarter Time |
| BS | Blocked Shots | OR | Offensive Rebounds |
| ST | Steals | | |



RESULTS

比赛成绩 / RÉSULTATS

ANG 76 vs 97 USA

Attendance: 11.083

Referee: ESTEVEZ Pablo (ARG)

Commissioner: MENJOUR Abderraouf (TUN)

Umpires: BUTLER Scott (AUS); TOWNSEND Dawna (CAN)

| Scoring by 5 min intervals: | | Q1 | | Q2 | | Q3 | | Q4 | |
|-----------------------------|--|----|----|----|----|----|----|----|----|
| ANG | | 9 | 18 | 27 | 37 | 46 | 53 | 61 | 76 |
| USA | | 14 | 29 | 39 | 55 | 63 | 81 | 89 | 97 |

ANG - Angola

| No. | Name | MIN | Field Goals | | 2 Points | | 3 Points | | Free Throws | | Rebounds | | | AS | TO | ST | BS | PF | FO | PTS |
|-----------------|--------------------|---|-------------|-----|----------|-----|----------|-----|-------------|-----|----------|----|-----|----|----|----|----|----|----|-----|
| | | | M/A | % | M/A | % | M/A | % | M/A | % | OR | DR | TOT | | | | | | | |
| *6 | MORAIS Carlos | 28:33 | 7/13 | 54 | 4/5 | 80 | 3/8 | 38 | 7/9 | 78 | | 3 | 3 | | 10 | 1 | | 4 | 5 | 24 |
| *5 | COSTA Armando | 24:29 | 3/4 | 75 | 2/2 | 100 | 1/2 | 50 | 2/4 | 50 | 1 | 3 | 4 | 2 | 2 | | | 1 | 2 | 9 |
| 8 | COSTA Luis | 15:04 | 3/4 | 75 | 2/2 | 100 | 1/2 | 50 | 2/2 | 100 | 1 | 1 | 2 | | | | | 1 | 2 | 9 |
| 13 | ALMEIDA Carlos (C) | 20:30 | 2/9 | 22 | 0/1 | 0 | 2/8 | 25 | 2/2 | 100 | 1 | 2 | 3 | 1 | 1 | | | 1 | 3 | 8 |
| *15 | MINGAS Eduardo | 28:21 | 4/13 | 31 | 4/8 | 50 | 0/5 | 0 | | | 5 | 2 | 7 | 1 | 1 | 1 | | 2 | 2 | 8 |
| 7 | BARROS Milton | 18:02 | 1/3 | 33 | 0/1 | 0 | 1/2 | 50 | 2/2 | 100 | 1 | 2 | 3 | 1 | 5 | | | 5 | 2 | 5 |
| 12 | MOUSSA Abdel | 3:34 | 2/2 | 100 | 1/1 | 100 | 1/1 | 100 | | | | | | | | | | 1 | | 5 |
| *10 | GOMES Joaquim | 24:59 | 1/5 | 20 | 1/5 | 20 | | | 2/2 | 100 | 2 | 6 | 8 | 1 | 5 | 1 | | 3 | 2 | 4 |
| 11 | AMBROSIO Felizardo | 23:06 | 1/7 | 14 | 1/6 | 17 | 0/1 | 0 | | | 3 | 3 | 6 | 2 | | 3 | 1 | 2 | 2 | 2 |
| *14 | PAULO Leonel | 7:45 | 1/2 | 50 | 1/2 | 50 | | | | | | 1 | 1 | | | | | 3 | | 2 |
| 4 | CIPRIANO Olimpico | | | | | | | | | | | | | | | | | | | 0 |
| 9 | JERONIMO Vladimir | 5:37 | 0/2 | 0 | | | 0/2 | 0 | | | | 1 | 1 | | 1 | | | | 1 | 0 |
| Team/Coach | | | | | | | | | | | | | | | | | | | | |
| Totals | | | 25/64 | 39 | 16/33 | 48 | 9/31 | 29 | 17/21 | 81 | 14 | 24 | 38 | 8 | 25 | 6 | 1 | 23 | 21 | 76 |
| Coach | | CARVALHO Alberto | | | | | | | | | | | | | | | | | | |
| Assistant Coach | | MOREIRA Anibal de Jesus BARROS Artur Casimiro | | | | | | | | | | | | | | | | | | |

USA - United States

| No. | Name | MIN | Field Goals | | 2 Points | | 3 Points | | Free Throws | | Rebounds | | | AS | TO | ST | BS | PF | FO | PTS |
|-----------------|-----------------|---------------------------|-------------|-----|----------|-----|----------|----|-------------|-----|----------|----|-----|----|----|----|----|----|----|-----|
| | | | M/A | % | M/A | % | M/A | % | M/A | % | OR | DR | TOT | | | | | | | |
| 9 | WADE Dwyane | 15:47 | 6/8 | 75 | 4/5 | 80 | 2/3 | 67 | 5/7 | 71 | 3 | 2 | 5 | | 1 | 1 | | 3 | 3 | 19 |
| *11 | HOWARD Dwight | 14:41 | 6/6 | 100 | 6/6 | 100 | | | 2/4 | 50 | 1 | 2 | 3 | 1 | 2 | | 2 | 3 | 3 | 14 |
| *6 | JAMES Lebron | 19:33 | 5/7 | 71 | 5/7 | 71 | | | 2/5 | 40 | | 2 | 2 | 5 | 1 | 3 | 1 | 1 | 3 | 12 |
| *15 | ANTHONY Carmelo | 20:57 | 4/6 | 67 | 3/4 | 75 | 1/2 | 50 | 3/5 | 60 | 1 | 5 | 6 | | 1 | | 1 | 3 | 3 | 12 |
| *10 | BRYANT Kobe | 17:38 | 4/13 | 31 | 4/5 | 80 | 0/8 | 0 | | | 4 | 4 | 1 | 1 | 2 | | | 2 | 3 | 8 |
| 12 | BOSH Chris | 14:08 | 3/4 | 75 | 3/4 | 75 | | | 2/2 | 100 | | 2 | 2 | | 1 | | | 1 | 2 | 8 |
| 7 | WILLIAMS Deron | 22:22 | 2/6 | 33 | 1/4 | 25 | 1/2 | 50 | 2/2 | 100 | | 1 | 1 | 4 | 1 | 2 | | 2 | 3 | 7 |
| 14 | PRINCE Tayshaun | 14:11 | 3/6 | 50 | 2/3 | 67 | 1/3 | 33 | | | | 1 | 1 | | | 1 | | | 1 | 7 |
| 13 | PAUL Chris | 21:21 | 3/4 | 75 | 3/3 | 100 | 0/1 | 0 | | | 2 | 2 | 4 | 3 | | 1 | | | | 6 |
| 4 | BOOZER Carlos | 11:11 | 1/4 | 25 | 1/4 | 25 | | | | | | 2 | 2 | | 2 | | | 3 | | 2 |
| 8 | REDD Michael | 13:30 | 1/4 | 25 | 1/2 | 50 | 0/2 | 0 | | | | | | 1 | 1 | 1 | | 1 | 1 | 2 |
| *5 | KIDD Jason (C) | 14:41 | | | | | | | | | | 4 | 4 | 3 | 1 | 2 | | 2 | 1 | 0 |
| Team/Coach | | | | | | | | | | | | | | | | | | | | |
| Totals | | | 38/68 | 56 | 33/47 | 70 | 5/21 | 24 | 16/25 | 64 | 7 | 27 | 34 | 18 | 12 | 13 | 4 | 21 | 23 | 97 |
| Coach | | KRZYZEWSKI Mike | | | | | | | | | | | | | | | | | | |
| Assistant Coach | | BOEHEIM Jim D ANTONI Mike | | | | | | | | | | | | | | | | | | |

| | ANG | USA |
|-----------------------|-----|-----|
| Points from Turnovers | 4 | 15 |
| Points in the Paint | 26 | 64 |
| Second Chance Points | 2 | 10 |
| Fast Break Points | 2 | 16 |

| | ANG | USA |
|---------------------|-------------|--------------|
| Biggest Lead | 3 | 33 |
| Biggest Scoring Run | 8-0 (32-39) | 12-0 (32-51) |
| Lead Changes | 5 | |
| Times Tied | 3 | |

| Legend: | | | | | |
|---------|---------------------|-----|----------|-----|--------------------|
| % | Shooting Percentage | (C) | Captain | * | Starters |
| DR | Defensive Rebounds | FO | Fouls On | M/A | Made/Attempts |
| PF | Fouls | PTS | Points | Qx | Quarter Time |
| TOT | Total Rebounds | | | AS | Assists |
| | | | | MIN | Minutes Played |
| | | | | ST | Steals |
| | | | | BS | Blocked Shots |
| | | | | OR | Offensive Rebounds |
| | | | | TO | Turnovers |



RESULTS

比赛成绩 / RÉSULTATS

ARG 85 vs 68 AUS

Attendance: 11.083

Referee: PITSILKAS Nikolaos (GRE)

Commissioner: SUURKASK Valdu (EST)

Umpires: ARTEAGA Juan (ESP); SEIBEL Stephen (CAN)

| Scoring by 5 min intervals: | | Q1 | | Q2 | | Q3 | | Q4 | |
|-----------------------------|--|----|----|----|----|----|----|----|----|
| ARG | | 16 | 23 | 31 | 39 | 50 | 63 | 70 | 85 |
| AUS | | 3 | 11 | 20 | 29 | 36 | 46 | 50 | 68 |

ARG - Argentina

| No. | Name | MIN | Field Goals | | 2 Points | | 3 Points | | Free Throws | | Rebounds | | | AS | TO | ST | BS | PF | FO | PTS |
|-----------------|------------------------------------|----------------------------|-------------|----|----------|-----|----------|----|-------------|-----|----------|----|-----|----|----|----|----|----|----|-----|
| | | | M/A | % | M/A | % | M/A | % | M/A | % | OR | DR | TOT | | | | | | | |
| *5 | GINOBILI Emanuel David | 32:46 | 5/10 | 50 | 2/4 | 50 | 3/6 | 50 | 8/8 | 100 | | 4 | 4 | 7 | 3 | 1 | | 3 | 6 | 21 |
| *4 | SCOLA Luis Alberto (C) | 33:58 | 7/13 | 54 | 7/13 | 54 | | | 3/5 | 60 | 2 | 5 | 7 | 2 | 4 | 1 | | 2 | 9 | 17 |
| 10 | DELFINO Carlos Francisco | 21:07 | 4/6 | 67 | 1/1 | 100 | 3/5 | 60 | 3/4 | 75 | | 4 | 4 | 3 | 2 | | | 1 | 3 | 14 |
| *7 | OBERTO Fabricio Raul Jesus | 29:50 | 5/7 | 71 | 5/7 | 71 | | | 2/3 | 67 | 2 | 2 | 4 | 2 | | 1 | | 3 | 4 | 12 |
| *8 | PRIGIONI Pablo | 34:48 | 3/5 | 60 | 1/1 | 100 | 2/4 | 50 | | | | 4 | 4 | 3 | 2 | | | 2 | 1 | 8 |
| *13 | NOCIONI Andres Marcelo | 26:14 | 2/7 | 29 | 0/3 | 0 | 2/4 | 50 | | | 1 | 7 | 8 | 1 | 2 | | 1 | 4 | 2 | 6 |
| 6 | GONZALEZ Roman Javier | 7:49 | 2/4 | 50 | 2/4 | 50 | | | 0/2 | 0 | 2 | 1 | 3 | | 1 | | | 2 | 2 | 4 |
| 12 | GUTIERREZ Leonardo Martin | 3:18 | 1/2 | 50 | | | 1/2 | 50 | | | | | | | | | | | | 3 |
| 9 | PORTA PERNIGOTTI Antonio Alejandro | 0:37 | | | | | | | | | | | | | | | | | | 0 |
| 11 | QUINTEROS Alfredo Paolo | 4:35 | 0/1 | 0 | | | 0/1 | 0 | | | 1 | | 1 | | | | | | | 0 |
| 14 | GUTIERREZ LLANAS Juan Pedro | 4:16 | 0/2 | 0 | 0/2 | 0 | | | | | 1 | 1 | 2 | | | | | 1 | | 0 |
| 15 | KAMMERICHS Guillermo Federico | 0:42 | | | | | | | | | | | | | | | | | | 0 |
| Team/Coach | | | | | | | | | | | | | | | | | | | | |
| Totals | | | 29/57 | 51 | 18/35 | 51 | 11/22 | 50 | 16/22 | 73 | 9 | 28 | 37 | 18 | 14 | 3 | 1 | 18 | 27 | 85 |
| Coach | | HERNANDEZ Sergio Santos | | | | | | | | | | | | | | | | | | |
| Assistant Coach | | GARCIA Gonzalo LAMAS Julio | | | | | | | | | | | | | | | | | | |

AUS - Australia

| No. | Name | MIN | Field Goals | | 2 Points | | 3 Points | | Free Throws | | Rebounds | | | AS | TO | ST | BS | PF | FO | PTS |
|-----------------|------------------|-----------------------------|-------------|-----|----------|-----|----------|-----|-------------|-----|----------|----|-----|----|----|----|----|----|----|-----|
| | | | M/A | % | M/A | % | M/A | % | M/A | % | OR | DR | TOT | | | | | | | |
| 5 | MILLS Patrick | 24:11 | 9/17 | 53 | 9/14 | 64 | 0/3 | 0 | 4/4 | 100 | 1 | 1 | 2 | 1 | | 2 | | 2 | 3 | 22 |
| *8 | NEWLEY Brad | 20:39 | 5/6 | 83 | 4/5 | 80 | 1/1 | 100 | | | | 2 | 2 | 1 | 2 | | | 1 | | 11 |
| 13 | ANDERSEN David | 20:00 | 4/8 | 50 | 4/7 | 57 | 0/1 | 0 | 2/2 | 100 | 2 | 4 | 6 | 1 | 1 | | | 1 | 2 | 10 |
| *6 | BOGUT Andrew | 24:46 | 3/10 | 30 | 3/9 | 33 | 0/1 | 0 | 1/2 | 50 | 1 | 3 | 4 | 2 | 2 | 2 | 3 | 3 | 6 | 7 |
| *10 | BARLOW David | 26:27 | 3/8 | 38 | 3/4 | 75 | 0/4 | 0 | | | | 3 | 3 | | 1 | | | 2 | | 6 |
| 12 | SAVILLE Glen | 8:43 | 1/1 | 100 | | | 1/1 | 100 | | | | 1 | 1 | | | | | 2 | 1 | 3 |
| *14 | NIELSEN Matt | 13:16 | 1/5 | 20 | 1/4 | 25 | 0/1 | 0 | 1/2 | 50 | 1 | 2 | 3 | | 3 | | | 4 | 2 | 3 |
| 7 | INGLES Joe | 6:14 | 1/2 | 50 | 1/2 | 50 | | | | | | | | | | | | | | 2 |
| *9 | BRUTON CJ | 21:00 | 1/2 | 50 | 1/1 | 100 | 0/1 | 0 | | | 2 | 1 | 3 | 2 | | 1 | | 3 | 1 | 2 |
| 11 | WORTHINGTON Mark | 12:46 | 1/3 | 33 | 1/3 | 33 | | | | | 1 | 3 | 4 | | | | | 4 | | 2 |
| 4 | ANSTEY Chris | 15:14 | 0/2 | 0 | 0/2 | 0 | | | | | | 1 | 1 | 1 | 1 | | | 4 | 1 | 0 |
| 15 | REDHAGE Shawn | 6:44 | | | | | | | | | | | | 1 | | | | 1 | 2 | 0 |
| Team/Coach | | | | | | | | | | | | | | | | | | | | |
| Totals | | | 29/64 | 45 | 27/51 | 53 | 2/13 | 15 | 8/10 | 80 | 8 | 21 | 29 | 9 | 10 | 5 | 3 | 27 | 18 | 68 |
| Coach | | GOORJIAN Brian | | | | | | | | | | | | | | | | | | |
| Assistant Coach | | JOYCE Brendan McLEOD Gordon | | | | | | | | | | | | | | | | | | |

| | ARG | AUS |
|-----------------------|-----|-----|
| Points from Turnovers | 2 | 12 |
| Points in the Paint | 30 | 42 |
| Second Chance Points | 10 | 7 |
| Fast Break Points | 2 | 12 |

| | ARG | AUS |
|---------------------|------------|--------------|
| Biggest Lead | 21 | 0 |
| Biggest Scoring Run | 9-0 (11-1) | 10-0 (74-64) |
| Lead Changes | 0 | |
| Times Tied | 0 | |

| Legend: | | | |
|---------|---------------------|-----|--------------------|
| % | Shooting Percentage | (C) | Captain |
| DR | Defensive Rebounds | FO | Fouls On |
| PF | Fouls | PTS | Points |
| TOT | Total Rebounds | | |
| * | Starters | | |
| M/A | Made/Attempts | AS | Assists |
| Qx | Quarter Time | MIN | Minutes Played |
| | | ST | Steals |
| | | BS | Blocked Shots |
| | | OR | Offensive Rebounds |
| | | TO | Turnovers |



OLYMPIC BASKETBALL GYMNASIUM
北京奥林匹克篮球馆
GYMNASE OLYMPIQUE DE BEIJING

BASKETBALL
篮球 / BASKETBALL

MEN
男子项目 / HOMMES

PRELIMINARY ROUND GROUP B - GAME 31
预赛B组 - 第31场 / TOUR PRÉLIMINAIRE GROUPE B - MATCH 31



THU 星期四 JEU
14 AUG 2008
9:00

RESULTS

比赛成绩 / RÉSULTATS

GER 59 vs 72 ESP

Attendance: 11.083

Referee: FACCHINI Fabio (ITA)

Commissioner: SUURKASK Valdu (EST)

Umpires: BUTLER Scott (AUS); AVANESSIAN Heros (IRI)

| Scoring by 5 min intervals: | | Q1 | | Q2 | | Q3 | | Q4 | |
|-----------------------------|--|----|----|----|----|----|----|----|----|
| GER | | 8 | 15 | 26 | 36 | 42 | 48 | 54 | 59 |
| ESP | | 3 | 12 | 22 | 39 | 55 | 59 | 63 | 72 |

GER - Germany

| No. | Name | MIN | Field Goals | | 2 Points | | 3 Points | | Free Throws | | Rebounds | | | AS | TO | ST | BS | PF | FO | PTS |
|-----------------|--------------------------|-------|-------------|-----|----------|-----|----------|----|-------------|-----|----------------|----|-----|----|----|----|----|----|----|-----|
| | | | M/A | % | M/A | % | M/A | % | M/A | % | OR | DR | TOT | | | | | | | |
| *9 | HAMANN Steffen | 26:55 | 4/6 | 67 | 3/4 | 75 | 1/2 | 50 | 6/7 | 86 | | | | 3 | 1 | 1 | | 3 | 6 | 15 |
| *14 | NOWITZKI Dirk | 34:30 | 5/15 | 33 | 4/9 | 44 | 1/6 | 17 | | | 1 | 4 | 5 | 1 | 4 | | | 3 | 4 | 11 |
| *10 | GREENE Demond | 19:42 | 3/4 | 75 | | | 3/4 | 75 | | | | 1 | 1 | | | | | 3 | | 9 |
| *12 | KAMAN Christopher | 22:40 | 3/8 | 38 | 3/8 | 38 | | | 2/2 | 100 | 2 | 8 | 10 | 4 | | | | 3 | 2 | 8 |
| 15 | JAGLA Jan-Hendrik | 9:20 | 2/3 | 67 | 1/1 | 100 | 1/2 | 50 | | | | 2 | 2 | | 1 | | | | 1 | 5 |
| 11 | ROLLER Pascal | 22:48 | 1/5 | 20 | 0/1 | 0 | 1/4 | 25 | | | | | | 1 | 1 | 1 | | 1 | | 3 |
| 6 | SCHULTZE Sven | 19:28 | 1/3 | 33 | 1/1 | 100 | 0/2 | 0 | | | | 4 | 4 | 2 | 3 | 1 | | 5 | 3 | 2 |
| 7 | GARRETT Robert | 20:15 | 1/2 | 50 | 1/1 | 100 | 0/1 | 0 | 0/1 | 0 | | 1 | 1 | | | | | 1 | 1 | 2 |
| *8 | WYSOCKI Konrad Christoph | 14:30 | 1/2 | 50 | 1/1 | 100 | 0/1 | 0 | | | | 3 | 3 | | | | | 3 | | 2 |
| 13 | FEMERLING Patrick (C) | 9:29 | 1/1 | 100 | 1/1 | 100 | | | 0/2 | 0 | 1 | 3 | 4 | 1 | 1 | | 1 | 1 | 1 | 2 |
| 4 | OHLBRECHT Tim | 0:23 | | | | | | | | | | | | | | | | | | 0 |
| 5 | ZWIENER Philip | | | | | | | | | | | | | | | | | | | 0 |
| Team/Coach | | | | | | | | | | | | | | | | | | | | |
| Totals | | | 22/49 | 45 | 15/27 | 56 | 7/22 | 32 | 8/12 | 67 | 4 | 26 | 30 | 8 | 18 | 3 | 1 | 23 | 18 | 59 |
| Coach | BAUERMANN Dirk | | | | | | | | | | | | | | | | | | | |
| Assistant Coach | GNAD Hans-Jurgen | | | | | | | | | | KUCZMANN Achim | | | | | | | | | |

ESP - Spain

| No. | Name | MIN | Field Goals | | 2 Points | | 3 Points | | Free Throws | | Rebounds | | | AS | TO | ST | BS | PF | FO | PTS |
|-----------------|----------------------|-------|-------------|----|----------|----|----------|-----|-------------|-----|----------|----|-----|----|----|----|----|----|----|-----|
| | | | M/A | % | M/A | % | M/A | % | M/A | % | OR | DR | TOT | | | | | | | |
| 8 | CALDERON Jose Manuel | 22:24 | 5/8 | 63 | 2/4 | 50 | 3/4 | 75 | 2/2 | 100 | | 3 | 3 | | | | 1 | | 1 | 15 |
| 14 | MUMBRU Alex | 29:24 | 4/6 | 67 | 1/3 | 33 | 3/3 | 100 | 3/4 | 75 | | 2 | 2 | 1 | 1 | | | 1 | 4 | 14 |
| *4 | GASOL Pau | 24:43 | 5/10 | 50 | 5/9 | 56 | 0/1 | 0 | 3/6 | 50 | 1 | 4 | 5 | 3 | 1 | 1 | 1 | 1 | 3 | 13 |
| 6 | RUBIO Ricky | 12:31 | 3/7 | 43 | 3/5 | 60 | 0/2 | 0 | 1/1 | 100 | 2 | 3 | 5 | 3 | | 2 | | 3 | 1 | 7 |
| 13 | GASOL Marc | 20:15 | 1/5 | 20 | 1/5 | 20 | | | 5/6 | 83 | 4 | 4 | 8 | | 1 | 1 | | 3 | 4 | 7 |
| 15 | GARBAJOSA Jorge | 21:05 | 2/8 | 25 | 0/3 | 0 | 2/5 | 40 | | | | 6 | 6 | 1 | 2 | 1 | 2 | 2 | 2 | 6 |
| *5 | FERNANDEZ Rudy | 21:43 | 1/7 | 14 | 0/2 | 0 | 1/5 | 20 | 0/2 | 0 | 2 | 1 | 3 | 2 | 3 | 1 | | 3 | 4 | 3 |
| *11 | LOPEZ Raul | 5:49 | 1/3 | 33 | 1/2 | 50 | 0/1 | 0 | 1/2 | 50 | 1 | | 1 | | | | | 1 | 1 | 3 |
| 7 | NAVARRO Juan Carlos | 17:33 | 1/5 | 20 | 1/3 | 33 | 0/2 | 0 | | | 2 | 2 | 4 | | 1 | | | 1 | 2 | 2 |
| *9 | REYES Felipe | 13:57 | 1/3 | 33 | 1/3 | 33 | | | 0/2 | 0 | 2 | 1 | 3 | 1 | 1 | 1 | | 2 | 1 | 2 |
| 10 | JIMENEZ Carlos (C) | | | | | | | | | | | | | | | | | | | 0 |
| *12 | RODRIGUEZ Berni | 10:36 | 0/2 | 0 | 0/1 | 0 | 0/1 | 0 | | | | 1 | 1 | | | | | | 1 | 0 |
| Team/Coach | | | | | | | | | | | | | | | | | | | | |
| Totals | | | 24/64 | 38 | 15/40 | 38 | 9/24 | 38 | 15/25 | 60 | 14 | 27 | 41 | 11 | 8 | 8 | 3 | 18 | 23 | 72 |
| Coach | GARCIA Aito | | | | | | | | | | | | | | | | | | | |
| Assistant Coach | COSTA Joaquin | | | | | | | | | | | | | | | | | | | |

| | GER | ESP |
|-----------------------|-----|-----|
| Points from Turnovers | 4 | 7 |
| Points in the Paint | 16 | 28 |
| Second Chance Points | 2 | 8 |
| Fast Break Points | 2 | 2 |

| | GER | ESP |
|---------------------|-----------|--------------|
| Biggest Lead | 8 | 16 |
| Biggest Scoring Run | 8-0 (8-2) | 17-0 (36-50) |
| Lead Changes | 2 | |
| Times Tied | 4 | |

| Legend: | | |
|---------|---------------------|-----------------------|
| % | Shooting Percentage | (C) Captain |
| DR | Defensive Rebounds | FO Fouls On |
| PF | Fouls | PTS Points |
| TOT | Total Rebounds | |
| * | Starters | AS Assists |
| M/A | Made/Attempts | MIN Minutes Played |
| Qx | Quarter Time | ST Steals |
| | | BS Blocked Shots |
| | | OR Offensive Rebounds |
| | | TO Turnovers |



RESULTS

比赛成绩 / RÉSULTATS

AUS 106 vs 68 IRI

Attendance: 11.083

Referee: ZAVLANOS Nikolaos (GRE)

Commissioner: MENJOUR Abderraouf (TUN)

Umpires: CARRION Jose (PUR); AL-AMIRI Mohammad (KUW)

| Scoring by 5 min intervals: | AUS | Q1 | | Q2 | | Q3 | | Q4 | |
|-----------------------------|-----|-----|----|----|----|----|----|----|----|
| | | IRI | 16 | 28 | 39 | 53 | 63 | 75 | 90 |
| | | 3 | 15 | 23 | 29 | 41 | 48 | 58 | 68 |

AUS - Australia

| No. | Name | MIN | Field Goals | | 2 Points | | 3 Points | | Free Throws | | Rebounds | | | AS | TO | ST | BS | PF | FO | PTS |
|-----------------|------------------|----------------------------------|-------------|----|----------|-----|----------|----|-------------|-----|----------|----|-----|----|----|----|----|----|----|-----|
| | | | M/A | % | M/A | % | M/A | % | M/A | % | OR | DR | TOT | | | | | | | |
| *8 | NEWLEY Brad | 23:28 | 10/15 | 67 | 7/8 | 88 | 3/7 | 43 | 1/1 | 100 | 2 | 2 | 4 | 1 | 1 | 2 | | 1 | 1 | 24 |
| 5 | MILLS Patrick | 24:51 | 5/10 | 50 | 1/4 | 25 | 4/6 | 67 | 1/2 | 50 | | 4 | 4 | 5 | 2 | 1 | | 1 | 2 | 15 |
| 4 | ANSTEY Chris | 15:04 | 6/8 | 75 | 5/6 | 83 | 1/2 | 50 | 0/2 | 0 | 2 | 1 | 3 | 1 | 1 | 2 | | 3 | 1 | 13 |
| *6 | BOGUT Andrew | 17:01 | 5/9 | 56 | 5/9 | 56 | | | | | 4 | 3 | 7 | | 1 | 1 | | | 2 | 10 |
| 13 | ANDERSEN David | 15:48 | 3/8 | 38 | 1/5 | 20 | 2/3 | 67 | 2/2 | 100 | 2 | 3 | 5 | | 2 | 2 | | | 1 | 10 |
| 15 | REDHAGE Shawn | 11:36 | 4/9 | 44 | 4/8 | 50 | 0/1 | 0 | 1/2 | 50 | 2 | | 2 | | | 1 | | 1 | 1 | 9 |
| *14 | NIELSEN Matt | 17:14 | 2/3 | 67 | 2/3 | 67 | | | 4/4 | 100 | 1 | 3 | 4 | 1 | | 2 | | | 2 | 8 |
| 11 | WORTHINGTON Mark | 16:41 | 2/3 | 67 | | | 2/3 | 67 | | | 3 | 1 | 4 | 5 | 2 | | | | | 6 |
| *9 | BRUTON CJ | 22:01 | 1/2 | 50 | | | 1/2 | 50 | 2/2 | 100 | | 2 | 2 | 5 | 2 | 3 | | | 1 | 2 |
| 7 | INGLES Joe | 13:36 | 1/3 | 33 | 1/1 | 100 | 0/2 | 0 | | | 1 | | 1 | 1 | 1 | 3 | | | 4 | 2 |
| *10 | BARLOW David | 14:45 | 1/5 | 20 | 1/4 | 25 | 0/1 | 0 | | | 1 | | 1 | | 1 | 1 | 1 | 3 | 1 | 2 |
| 12 | SAVILLE Glen | 7:55 | 1/2 | 50 | 1/2 | 50 | | | | | 1 | 1 | 2 | 1 | | 1 | | | | 2 |
| Team/Coach | | | | | | | | | | | | | | | | | | | | |
| Totals | | | 41/77 | 53 | 28/50 | 56 | 13/27 | 48 | 11/15 | 73 | 19 | 20 | 39 | 20 | 13 | 19 | 1 | 14 | 13 | 106 |
| Coach | | GOORJIAN Brian | | | | | | | | | | | | | | | | | | |
| Assistant Coach | | JOYCE Brendan McLEOD Gordon | | | | | | | | | | | | | | | | | | |

IRI - Iran

| No. | Name | MIN | Field Goals | | 2 Points | | 3 Points | | Free Throws | | Rebounds | | | AS | TO | ST | BS | PF | FO | PTS |
|-----------------|---------------------------|---------------|-------------|-----|----------|-----|----------|----|-------------|-----|----------|----|-----|----|----|----|----|----|----|-----|
| | | | M/A | % | M/A | % | M/A | % | M/A | % | OR | DR | TOT | | | | | | | |
| *14 | NIKKHAH Mohammadsamad (C) | 39:24 | 8/15 | 53 | 4/8 | 50 | 4/7 | 57 | 3/4 | 75 | 1 | 2 | 3 | 3 | 6 | 1 | 1 | 2 | 4 | 23 |
| *10 | AFAGH ESLAMIEH Hamed | 33:28 | 6/11 | 55 | 4/5 | 80 | 2/6 | 33 | 1/2 | 50 | 2 | 2 | 4 | 1 | 3 | 1 | | | 2 | 15 |
| *15 | EHADADI Hamed | 36:46 | 5/10 | 50 | 5/10 | 50 | | | 5/5 | 100 | 2 | 6 | 8 | 2 | 2 | | 3 | 3 | 5 | 15 |
| 11 | SOHRABNEJAD Hamed | 22:32 | 4/6 | 67 | 2/3 | 67 | 2/3 | 67 | | | 1 | 2 | 3 | | 2 | 3 | | 2 | 1 | 10 |
| 9 | ZANDI Iman | 9:13 | 1/4 | 25 | 0/1 | 0 | 1/3 | 33 | | | | | | 1 | 4 | | | | | 3 |
| *12 | SAHAKIAN Oshin | 12:57 | 1/1 | 100 | 1/1 | 100 | | | | | 2 | 2 | 4 | | 1 | | | | 4 | 2 |
| 4 | DORAGHI Ali | 3:14 | | | | | | | | | | | | | 1 | | | | | 0 |
| *5 | AMINI Amir | 8:59 | 0/1 | 0 | 0/1 | 0 | | | | | | 2 | 2 | 2 | 1 | 1 | | 1 | | 0 |
| 6 | DAVARI Javad | 19:31 | 0/2 | 0 | 0/2 | 0 | | | | | | 1 | 1 | 4 | 5 | 1 | | | 2 | 0 |
| 7 | KAMRANY Mahdi | 11:30 | 0/2 | 0 | | | 0/2 | 0 | | | | | | 1 | 3 | | | 1 | | 0 |
| 8 | DAVARPANAH Saeid | 2:26 | 0/1 | 0 | 0/1 | 0 | | | | | | | | | | | | | | 0 |
| 13 | NABIPOOR Moosa | | | | | | | | | | | | | | | | | | | 0 |
| Team/Coach | | | | | | | | | | | | | | | | | | | | |
| Totals | | | 25/53 | 47 | 16/32 | 50 | 9/21 | 43 | 9/11 | 82 | 8 | 17 | 25 | 14 | 28 | 7 | 4 | 13 | 14 | 68 |
| Coach | | TOROMAN Rajko | | | | | | | | | | | | | | | | | | |
| Assistant Coach | | HATAMI Mehran | | | | | | | | | | | | | | | | | | |

| | AUS | IRI |
|-----------------------|-----|-----|
| Points from Turnovers | 21 | 11 |
| Points in the Paint | 54 | 26 |
| Second Chance Points | 12 | 7 |
| Fast Break Points | 18 | 6 |

| | AUS | IRI |
|---------------------|--------------|--------------|
| Biggest Lead | 43 | 0 |
| Biggest Scoring Run | 11-0 (50-27) | 8-0 (101-66) |
| Lead Changes | 0 | |
| Times Tied | 0 | |

| Legend: | | | | | | | | | |
|---------|---------------------|-----|----------|-----|---------------|-----|----------------|----|--------------------|
| % | Shooting Percentage | (C) | Captain | * | Starters | AS | Assists | BS | Blocked Shots |
| DR | Defensive Rebounds | FO | Fouls On | M/A | Made/Attempts | MIN | Minutes Played | OR | Offensive Rebounds |
| PF | Fouls | PTS | Points | Qx | Quarter Time | ST | Steals | TO | Turnovers |
| TOT | Total Rebounds | | | | | | | | |



OLYMPIC BASKETBALL GYMNASIUM
北京奥林匹克篮球馆
GYMNASÉ OLYMPIQUE DE BEIJING

THU 星期四 JEU
14 AUG 2008
14:30

BASKETBALL
篮球 / BASKETBALL

MEN
男子项目 / HOMMES

PRELIMINARY ROUND GROUP B - GAME 33
预赛B组 - 第33场 / TOUR PRÉLIMINAIRE GROUPE B - MATCH 33



RESULTS

比赛成绩 / RÉSULTATS

ANG 68 vs 85 CHN

Attendance: 11.086

Referee: JUNGE BRAND Carl (FIN)

Commissioner: GARCIA Anibal (PUR)

Umpires: LAMONICA Luigi (ITA); HIRAHARA Yuji (JPN)

| Scoring by 5 min intervals: | | Q1 | | Q2 | | Q3 | | Q4 | |
|-----------------------------|--|----|----|----|----|----|----|----|----|
| ANG | | 4 | 15 | 27 | 42 | 44 | 51 | 62 | 68 |
| CHN | | 14 | 28 | 39 | 44 | 56 | 65 | 72 | 85 |

ANG - Angola

| No. | Name | MIN | Field Goals | | 2 Points | | 3 Points | | Free Throws | | Rebounds | | | AS | TO | ST | BS | PF | FO | PTS |
|-----------------|---|-------|-------------|-------|----------|------|----------|-----|-------------|-----|----------|----|-----|----|----|----|----|----|----|-----|
| | | | M/A | % | M/A | % | M/A | % | M/A | % | OR | DR | TOT | | | | | | | |
| *10 | GOMES Joaquim | 36:49 | 7/17 | 41 | 6/14 | 43 | 1/3 | 33 | 2/2 | 100 | 2 | | 2 | 3 | 2 | 2 | 1 | 4 | 4 | 17 |
| *6 | MORAIS Carlos | 26:22 | 5/10 | 50 | 3/7 | 43 | 2/3 | 67 | 1/2 | 50 | | 2 | 2 | 2 | 2 | 1 | | 3 | 2 | 13 |
| *15 | MINGAS Eduardo | 34:23 | 3/11 | 27 | 2/9 | 22 | 1/2 | 50 | 4/4 | 100 | 2 | 3 | 5 | 1 | 1 | 1 | | 3 | 3 | 11 |
| 8 | COSTA Luis | 21:10 | 4/5 | 80 | 2/2 | 100 | 2/3 | 67 | | | | | | 1 | 4 | | | | | 10 |
| *5 | COSTA Armando | 33:52 | 4/11 | 36 | 3/7 | 43 | 1/4 | 25 | | | 2 | | 2 | | 2 | 3 | | 4 | 1 | 9 |
| 7 | BARROS Milton | 7:56 | 1/1 | 100 | | | 1/1 | 100 | | | | | | 2 | 1 | | | 4 | | 3 |
| 9 | JERONIMO Vladimir | 15:40 | 1/2 | 50 | 0/1 | 0 | 1/1 | 100 | | | | 4 | 4 | | | | | 3 | 1 | 3 |
| 12 | MOUSSA Abdel | 4:19 | 1/2 | 50 | 1/2 | 50 | | | | | | 1 | 1 | | | | | 2 | | 2 |
| 4 | CIPRIANO Olimpio | 8:24 | | | | | | | | | | 2 | 2 | | | | | | 1 | 0 |
| 11 | AMBROSIO Felizardo | 5:54 | 0/1 | 0 | 0/1 | 0 | | | | | | 1 | 1 | | | | | | | 0 |
| 13 | ALMEIDA Carlos (C) | | | | | | | | | | | | | | | | | | | 0 |
| *14 | PAULO Leonel | 5:11 | 0/1 | 0 | 0/1 | 0 | | | | | | | | | | | | 1 | | 0 |
| Team/Coach | | | | | | | | | | | | | | | | | | | | |
| Totals | | 26/61 | 43 | 17/44 | 39 | 9/17 | 53 | 7/8 | 88 | 6 | 13 | 19 | 8 | 9 | 11 | 1 | 24 | 12 | 68 | |
| Coach | CARVALHO Alberto | | | | | | | | | | | | | | | | | | | |
| Assistant Coach | MOREIRA Anibal de Jesus BARROS Artur Casimiro | | | | | | | | | | | | | | | | | | | |

CHN - China

| No. | Name | MIN | Field Goals | | 2 Points | | 3 Points | | Free Throws | | Rebounds | | | AS | TO | ST | BS | PF | FO | PTS |
|-----------------|----------------------------------|-------|-------------|-------|----------|------|----------|-------|-------------|-----|----------|----|-----|----|----|----|----|----|----|-----|
| | | | M/A | % | M/A | % | M/A | % | M/A | % | OR | DR | TOT | | | | | | | |
| *13 | YAO Ming | 30:49 | 10/11 | 91 | 10/11 | 91 | | | 10/11 | 91 | 1 | 6 | 7 | 3 | 1 | | 4 | 2 | 9 | 30 |
| *9 | SUN Yue | 29:14 | 4/4 | 100 | 2/2 | 100 | 2/2 | 100 | 1/1 | 100 | | 1 | 1 | 2 | 2 | 2 | | 1 | 1 | 11 |
| *5 | LIU Wei (C) | 23:54 | 3/7 | 43 | 1/2 | 50 | 2/5 | 40 | 2/2 | 100 | 1 | 4 | 5 | 2 | 3 | | | 2 | 1 | 10 |
| *8 | ZHU Fangyu | 25:02 | 3/8 | 38 | 1/1 | 100 | 2/7 | 29 | 2/2 | 100 | 2 | 2 | 4 | 3 | 3 | 1 | | 1 | 2 | 10 |
| *11 | YI Jianlian | 33:33 | 5/8 | 63 | 5/7 | 71 | 0/1 | 0 | | | 1 | 10 | 11 | 1 | 3 | 2 | 1 | 1 | 1 | 10 |
| 7 | WANG Shipeng | 13:09 | 2/4 | 50 | 1/2 | 50 | 1/2 | 50 | 3/4 | 75 | | 1 | 1 | 1 | | | | | 5 | 8 |
| 4 | CHEN Jianghua | 8:35 | | | | | | | 4/4 | 100 | 2 | 2 | 4 | 1 | 1 | | | | 2 | 4 |
| 6 | ZHANG Qingpeng | 7:31 | 1/2 | 50 | 1/1 | 100 | 0/1 | 0 | 0/1 | 0 | | | | 1 | | | | | 2 | 2 |
| 10 | LI Nan | 12:35 | 0/2 | 0 | | | 0/2 | 0 | | | | 1 | 1 | 3 | 1 | | | 2 | 1 | 0 |
| 12 | WANG Lei | | | | | | | | | | | | | | | | | | | 0 |
| 14 | WANG Zhizhi | 15:38 | 0/2 | 0 | | | 0/2 | 0 | | | 1 | 2 | 3 | | 1 | 1 | | 3 | | 0 |
| 15 | DU Feng | | | | | | | | | | | | | | | | | | | 0 |
| Team/Coach | | | | | | | | | | | | | | | | | | | | |
| Totals | | 28/48 | 58 | 21/26 | 81 | 7/22 | 32 | 22/25 | 88 | 8 | 29 | 37 | 17 | 15 | 6 | 5 | 12 | 24 | 85 | |
| Coach | KAZLAUSKAS Jonas | | | | | | | | | | | | | | | | | | | |
| Assistant Coach | GUO Shiqiang NELSON Donn Charles | | | | | | | | | | | | | | | | | | | |

| | ANG | CHN |
|-----------------------|-----|-----|
| Points from Turnovers | 5 | 2 |
| Points in the Paint | 24 | 34 |
| Second Chance Points | 7 | 4 |
| Fast Break Points | | 6 |

| | ANG | CHN |
|---------------------|-------------|-------------|
| Biggest Lead | 0 | 20 |
| Biggest Scoring Run | 9-0 (36-39) | 11-0 (2-14) |
| Lead Changes | 0 | |
| Times Tied | 0 | |

| Legend: | | |
|---------|---------------------|-----------------------|
| % | Shooting Percentage | (C) Captain |
| DR | Defensive Rebounds | FO Fouls On |
| PF | Fouls | PTS Points |
| TOT | Total Rebounds | * Starters |
| | | M/A Made/Attempts |
| | | Qx Quarter Time |
| | | AS Assists |
| | | MIN Minutes Played |
| | | ST Steals |
| | | BS Blocked Shots |
| | | OR Offensive Rebounds |
| | | TO Turnovers |



RESULTS

比赛成绩 / RÉSULTATS

LTU 86 vs 79 RUS

Attendance: 11.083

Referee: PITSILKAS Nikolaos (GRE)

Commissioner: HORGAN Fred (CAN)

Umpires: BELOSEVIC Ilija (SRB); SEIBEL Stephen (CAN)

| Scoring by 5 min intervals: | LTU | Q1 | | Q2 | | Q3 | | Q4 | |
|-----------------------------|-----|-----|----|----|----|----|----|----|----|
| | | RUS | 12 | 23 | 31 | 44 | 57 | 69 | 75 |
| | | 11 | 24 | 33 | 41 | 52 | 62 | 75 | 79 |

LTU - Lithuania

| No. | Name | MIN | Field Goals | | 2 Points | | 3 Points | | Free Throws | | Rebounds | | | AS | TO | ST | BS | PF | FO | PTS |
|-----------------|------------------------|-------|-------------|----|----------|-----|----------|-----|-------------|-----|--------------------|----|-----|----|----|----|----|----|----|-----|
| | | | M/A | % | M/A | % | M/A | % | M/A | % | OR | DR | TOT | | | | | | | |
| *4 | KAUKENAS Rimantas | 30:30 | 6/15 | 40 | 3/10 | 30 | 3/5 | 60 | 5/6 | 83 | | 4 | 4 | 3 | | | | 4 | 5 | 20 |
| *8 | SISKAUSKAS Ramunas (C) | 35:40 | 5/12 | 42 | 3/6 | 50 | 2/6 | 33 | 4/4 | 100 | 2 | 5 | 7 | | 4 | 3 | | 1 | 3 | 16 |
| *13 | JASIKVICIUS Sarunas | 28:28 | 5/9 | 56 | 3/4 | 75 | 2/5 | 40 | 0/1 | 0 | 1 | 4 | 5 | 5 | 2 | | | 5 | 2 | 12 |
| 12 | LAVRINOVIC Ksistof | 17:28 | 4/8 | 50 | 3/5 | 60 | 1/3 | 33 | 2/2 | 100 | | 3 | 3 | | 2 | | 1 | 4 | 2 | 11 |
| 10 | JASAITIS Simas | 14:55 | 3/4 | 75 | 2/2 | 100 | 1/2 | 50 | 2/2 | 100 | 3 | 1 | 4 | | | | | | 1 | 9 |
| 6 | MACIULIS Jonas | 13:31 | 1/4 | 25 | 0/3 | 0 | 1/1 | 100 | 4/6 | 67 | 2 | 2 | 4 | 1 | 1 | 2 | | 3 | 3 | 7 |
| *15 | JAVTOKAS Robertas | 21:12 | 3/4 | 75 | 3/4 | 75 | | | 1/3 | 33 | 3 | 6 | 9 | 2 | 3 | | 3 | 3 | 2 | 7 |
| *11 | KLEIZA Linas | 26:26 | 1/7 | 14 | 1/5 | 20 | 0/2 | 0 | 2/3 | 67 | 2 | 9 | 11 | 3 | 2 | | | 4 | 5 | 4 |
| 5 | LUKAUSKIS Mindaugas | 10:30 | 0/1 | 0 | | | 0/1 | 0 | | | | | | | 2 | | | | | 0 |
| 7 | LAVRINOVIC Darjus | | | | | | | | | | | | | | | | | | | 0 |
| 9 | PREKEVICIUS Marius | | | | | | | | | | | | | | | | | | | 0 |
| 14 | PETRAVICIUS Marijonas | 1:20 | | | | | | | | | | 1 | 1 | | | | | 1 | | 0 |
| Team/Coach | | | | | | | | | | | | | | | | | | | | |
| Totals | | | 28/64 | 44 | 18/39 | 46 | 10/25 | 40 | 20/27 | 74 | 13 | 35 | 48 | 14 | 16 | 5 | 4 | 25 | 23 | 86 |
| Coach | BUTAUTAS Ramunas | | | | | | | | | | | | | | | | | | | |
| Assistant Coach | KURTINAITIS Rimas | | | | | | | | | | KUNCAITIS Robertas | | | | | | | | | |

RUS - Russian Fed.

| No. | Name | MIN | Field Goals | | 2 Points | | 3 Points | | Free Throws | | Rebounds | | | AS | TO | ST | BS | PF | FO | PTS |
|-----------------|----------------------|-------|-------------|----|----------|----|----------|-----|-------------|-----|-------------|----|-----|----|----|----|----|----|----|-----|
| | | | M/A | % | M/A | % | M/A | % | M/A | % | OR | DR | TOT | | | | | | | |
| *5 | KHOLDEN Dzhon-Robert | 37:49 | 8/14 | 57 | 5/9 | 56 | 3/5 | 60 | 6/10 | 60 | 1 | 2 | 3 | 5 | 2 | 1 | | 3 | 7 | 25 |
| *7 | KIRILENKO Andrey (C) | 39:16 | 3/9 | 33 | 2/7 | 29 | 1/2 | 50 | 10/19 | 53 | 2 | 4 | 6 | 6 | 3 | 6 | 3 | 4 | 12 | 17 |
| *10 | KHRYAPA Viktor | 29:13 | 3/9 | 33 | 2/5 | 40 | 1/4 | 25 | 4/6 | 67 | 1 | 8 | 9 | 1 | 4 | 4 | 1 | 4 | 3 | 11 |
| *14 | SAVRASENKO Aleksey | 15:52 | 5/6 | 83 | 5/6 | 83 | | | | | | 1 | 1 | 1 | | | | | | 10 |
| 15 | KEYRU Victor | 8:42 | 2/5 | 40 | 1/4 | 25 | 1/1 | 100 | | | 2 | 1 | 3 | | | | | 2 | | 5 |
| 12 | MONYA Sergey | 14:21 | 1/4 | 25 | 0/2 | 0 | 1/2 | 50 | | | 1 | 3 | 4 | | 1 | | | 4 | | 3 |
| 4 | VORONTSEVICH Andrey | 8:03 | 1/2 | 50 | 1/2 | 50 | | | | | 1 | 2 | 3 | 1 | | | | | 1 | 2 |
| 6 | BYKOV Sergey | 24:10 | 1/7 | 14 | 1/5 | 20 | 0/2 | 0 | | | | 4 | 4 | 1 | 3 | 2 | | 3 | 1 | 2 |
| 8 | MORGUNOV Nikita | 11:52 | 0/2 | 0 | 0/1 | 0 | 0/1 | 0 | 2/2 | 100 | | | | 2 | | | 1 | 1 | 1 | 2 |
| 11 | PASHUTIN Zakhar | 7:27 | 1/2 | 50 | 1/2 | 50 | | | | | 1 | | 1 | | | | | 2 | | 2 |
| *9 | SAMOYLENKO Petr | 3:15 | 0/1 | 0 | | | 0/1 | 0 | | | | | | | | | | | | 0 |
| 13 | FRIDZON Vitaliy | | | | | | | | | | | | | | | | | | | 0 |
| Team/Coach | | | | | | | | | | | | | | | | | | | | |
| Totals | | | 25/61 | 41 | 18/43 | 42 | 7/18 | 39 | 22/37 | 59 | 9 | 25 | 34 | 17 | 13 | 13 | 5 | 23 | 25 | 79 |
| Coach | BLATT David Michael | | | | | | | | | | | | | | | | | | | |
| Assistant Coach | PASHUTIN Evgeniy | | | | | | | | | | GUTT Daniel | | | | | | | | | |

| | LTU | RUS |
|-----------------------|-----|-----|
| Points from Turnovers | 2 | 10 |
| Points in the Paint | 30 | 30 |
| Second Chance Points | 13 | |
| Fast Break Points | 7 | 11 |

| | LTU | RUS |
|---------------------|-------------|-------------|
| Biggest Lead | 10 | 3 |
| Biggest Scoring Run | 7-0 (84-77) | 7-0 (71-69) |
| Lead Changes | 8 | |
| Times Tied | 16 | |

| Legend: | | |
|---------|---------------------|-----------------------|
| % | Shooting Percentage | (C) Captain |
| DR | Defensive Rebounds | FO Fouls On |
| PF | Fouls | PTS Points |
| TOT | Total Rebounds | * Starters |
| | | M/A Made/Attempts |
| | | Qx Quarter Time |
| | | AS Assists |
| | | MIN Minutes Played |
| | | ST Steals |
| | | BS Blocked Shots |
| | | OR Offensive Rebounds |
| | | TO Turnovers |



OLYMPIC BASKETBALL GYMNASIUM
北京奥林匹克篮球馆
GYMNASE OLYMPIQUE DE BEIJING

THU 星期四 JEU
14 AUG 2008
20:00

BASKETBALL
篮球 / BASKETBALL

MEN
男子项目 / HOMMES

PRELIMINARY ROUND GROUP B - GAME 35
预赛B组 - 第35场 / TOUR PRÉLIMINAIRE GROUPE B - MATCH 35



RESULTS

比赛成绩 / RÉSULTATS

USA 92 vs 69 GRE

Attendance: 11.083

Referee: BRAZAUSKAS Romualdas (LTU)
Umpires: SUDEK Petr (SVK); AYLEN Michael (AUS)

Commissioner: TURAM Emir (TUR)

| Scoring by 5 min intervals: | | Q1 | | Q2 | | Q3 | | Q4 | |
|-----------------------------|--|----|----|----|----|----|----|----|----|
| USA | | 7 | 20 | 36 | 51 | 63 | 74 | 82 | 92 |
| GRE | | 11 | 16 | 26 | 32 | 42 | 54 | 57 | 69 |

USA - United States

| No. | Name | MIN | Field Goals | | 2 Points | | 3 Points | | Free Throws | | Rebounds | | | AS | TO | ST | BS | PF | FO | PTS |
|-----------------|-----------------|---------------------------|-------------|-----|----------|-----|----------|----|-------------|-----|----------|----|-----|----|----|----|----|----|----|-----|
| | | | M/A | % | M/A | % | M/A | % | M/A | % | OR | DR | TOT | | | | | | | |
| *10 | BRYANT Kobe | 23:47 | 7/14 | 50 | 5/9 | 56 | 2/5 | 40 | 2/3 | 67 | 3 | 1 | 4 | 2 | 1 | | 1 | 2 | 2 | 18 |
| 12 | BOSH Chris | 21:24 | 7/8 | 88 | 7/8 | 88 | | | 4/5 | 80 | | 5 | 5 | | | 2 | 2 | 2 | 6 | 18 |
| 9 | WADE Dwyane | 19:50 | 6/10 | 60 | 5/8 | 63 | 1/2 | 50 | 4/9 | 44 | 1 | 2 | 3 | 5 | 1 | 6 | | | 5 | 17 |
| *6 | JAMES Lebron | 26:40 | 6/12 | 50 | 6/9 | 67 | 0/3 | 0 | 1/2 | 50 | 3 | 3 | 6 | 6 | 3 | 2 | 3 | | 2 | 13 |
| *15 | ANTHONY Carmelo | 22:15 | 2/6 | 33 | 0/2 | 0 | 2/4 | 50 | 2/2 | 100 | 2 | 4 | 6 | | 2 | 2 | | 4 | 1 | 8 |
| 7 | WILLIAMS Deron | 23:35 | 2/5 | 40 | 1/2 | 50 | 1/3 | 33 | 0/1 | 0 | 1 | 1 | 2 | 3 | 3 | | | 4 | 2 | 5 |
| 4 | BOOZER Carlos | 5:37 | 2/2 | 100 | 2/2 | 100 | | | | | | | | 1 | 1 | | | 2 | | 4 |
| 13 | PAUL Chris | 25:37 | 2/6 | 33 | 2/5 | 40 | 0/1 | 0 | | | | 2 | 2 | 3 | 2 | 2 | | 3 | 2 | 4 |
| 8 | REDD Michael | 6:24 | 1/2 | 50 | | | 1/2 | 50 | | | | 1 | 1 | 1 | | | | | 1 | 3 |
| *11 | HOWARD Dwight | 11:36 | 1/1 | 100 | 1/1 | 100 | | | 0/1 | 0 | | 6 | 6 | 1 | 2 | 1 | 1 | 4 | | 2 |
| *5 | KIDD Jason (C) | 6:51 | | | | | | | | | 1 | 2 | 3 | 1 | 1 | | | 3 | | 0 |
| 14 | PRINCE Tayshaun | 6:24 | 0/1 | 0 | 0/1 | 0 | | | | | | | | | | | | | | 0 |
| Team/Coach | | | | | | | | | | | | | | | | | | | | |
| Totals | | | 36/67 | 54 | 29/47 | 62 | 7/20 | 35 | 13/23 | 57 | 11 | 27 | 38 | 23 | 16 | 15 | 7 | 24 | 21 | 92 |
| Coach | | KRZYZEWSKI Mike | | | | | | | | | | | | | | | | | | |
| Assistant Coach | | BOEHEIM Jim D ANTONI Mike | | | | | | | | | | | | | | | | | | |

GRE - Greece

| No. | Name | MIN | Field Goals | | 2 Points | | 3 Points | | Free Throws | | Rebounds | | | AS | TO | ST | BS | PF | FO | PTS |
|-----------------|--------------------------|---|-------------|-----|----------|-----|----------|-----|-------------|-----|----------|----|-----|----|----|----|----|----|----|-----|
| | | | M/A | % | M/A | % | M/A | % | M/A | % | OR | DR | TOT | | | | | | | |
| 4 | PAPALOUKAS Theodoros (C) | 28:02 | 6/9 | 67 | 4/7 | 57 | 2/2 | 100 | 1/1 | 100 | 2 | 6 | 8 | 2 | 5 | 1 | | 1 | 2 | 15 |
| *7 | SPANOLIS Vasileios | 32:35 | 4/13 | 31 | 4/8 | 50 | 0/5 | 0 | 6/7 | 86 | 1 | 3 | 4 | 2 | 2 | 1 | | 2 | 7 | 14 |
| 5 | BOUROUSIS Ioannis | 12:55 | 3/3 | 100 | 3/3 | 100 | | | 3/4 | 75 | 1 | 3 | 4 | | 1 | | | 3 | 3 | 9 |
| *9 | FOTSIS Antonios | 24:06 | 4/9 | 44 | 3/6 | 50 | 1/3 | 33 | | | 3 | 5 | 8 | 1 | 1 | | | | | 9 |
| 12 | TSARTSARIS Konstantinos | 13:25 | 3/4 | 75 | 3/3 | 100 | 0/1 | 0 | | | | | | | | | | 2 | 1 | 6 |
| 15 | PELEKANOS Michail | 12:24 | 2/5 | 40 | 1/2 | 50 | 1/3 | 33 | | | 2 | 2 | 4 | 1 | 1 | | | 2 | | 5 |
| 6 | ZISIS Nikolaos | 22:06 | 1/7 | 14 | 1/5 | 20 | 0/2 | 0 | 1/1 | 100 | 2 | 1 | 3 | 1 | 4 | | | 2 | 3 | 3 |
| *8 | VASILOPOULOS Panagiotis | 7:29 | 1/2 | 50 | 1/2 | 50 | | | 1/2 | 50 | 1 | | 1 | | | | | 4 | 2 | 3 |
| 14 | SCHORTSANITIS Sofoklis | 11:46 | 1/2 | 50 | 1/2 | 50 | | | 1/3 | 33 | 1 | | 1 | | 3 | 1 | | 4 | 3 | 3 |
| *11 | GLYNIADAKIS Andreas | 5:37 | 1/4 | 25 | 1/4 | 25 | | | | | 1 | | 1 | | | | | 1 | | 2 |
| 10 | PRINTEZIS Georgios | 2:54 | 0/1 | 0 | 0/1 | 0 | | | | | | | | | | | | | | 0 |
| *13 | DIAMANTIDIS Dimitrios | 26:41 | 0/4 | 0 | 0/2 | 0 | 0/2 | 0 | | | | 4 | 4 | 3 | 7 | 1 | 1 | 1 | 3 | 0 |
| Team/Coach | | | | | | | | | | | | | | | | | | | | |
| Totals | | | 26/63 | 41 | 22/45 | 49 | 4/18 | 22 | 13/18 | 72 | 14 | 24 | 38 | 10 | 25 | 4 | 1 | 22 | 24 | 69 |
| Coach | | GIANNAKIS Panagiotis | | | | | | | | | | | | | | | | | | |
| Assistant Coach | | KAKIOUSIS Eleftherios LINARDOS Nikolaos | | | | | | | | | | | | | | | | | | |

| | USA | GRE |
|-----------------------|-----|-----|
| Points from Turnovers | 28 | 4 |
| Points in the Paint | 56 | 42 |
| Second Chance Points | 8 | 4 |
| Fast Break Points | 22 | 7 |

| | USA | GRE |
|---------------------|--------------|-------------|
| Biggest Lead | 25 | 4 |
| Biggest Scoring Run | 11-0 (49-30) | 7-0 (65-49) |
| Lead Changes | 4 | |
| Times Tied | 3 | |

| Legend: | | | |
|---------|---------------------|-----|--------------------|
| % | Shooting Percentage | (C) | Captain |
| DR | Defensive Rebounds | FO | Fouls On |
| PF | Fouls | PTS | Points |
| TOT | Total Rebounds | | |
| * | Starters | | |
| M/A | Made/Attempts | AS | Assists |
| Qx | Quarter Time | MIN | Minutes Played |
| | | ST | Steals |
| | | BS | Blocked Shots |
| | | OR | Offensive Rebounds |
| | | TO | Turnovers |



OLYMPIC BASKETBALL GYMNASIUM
北京奥林匹克篮球馆
GYMNASE OLYMPIQUE DE BEIJING

THU 星期四 JEU
14 AUG 2008
22:15

BASKETBALL
篮球 / BASKETBALL

MEN
男子项目 / HOMMES

PRELIMINARY ROUND GROUP A - GAME 36
预赛A组 - 第36场 / TOUR PRÉLIMINAIRE GROUPE A - MATCH 36



RESULTS

比赛成绩 / RÉSULTATS

ARG 77 vs 53 CRO

Attendance: 11.083

Referee: ARTEAGA Juan (ESP)

Commissioner: LEE Kak-Kuan (MAS)

Umpires: RUSH Eddie (USA); MARANHO Cristiano (BRA)

| Scoring by 5 min intervals: | | Q1 | | Q2 | | Q3 | | Q4 | |
|-----------------------------|--|----|----|----|----|----|----|----|----|
| ARG | | 7 | 21 | 30 | 40 | 50 | 59 | 71 | 77 |
| CRO | | 4 | 13 | 17 | 22 | 32 | 38 | 42 | 53 |

ARG - Argentina

| No. | Name | MIN | Field Goals | | 2 Points | | 3 Points | | Free Throws | | Rebounds | | | AS | TO | ST | BS | PF | FO | PTS |
|-----------------|------------------------------------|----------------------------|-------------|-----|----------|-----|----------|-----|-------------|-----|----------|----|-----|----|----|----|----|----|----|-----|
| | | | M/A | % | M/A | % | M/A | % | M/A | % | OR | DR | TOT | | | | | | | |
| *13 | NOCIONI Andres Marcelo | 31:25 | 7/14 | 50 | 5/10 | 50 | 2/4 | 50 | 2/2 | 100 | | 8 | 8 | 1 | 2 | 2 | 1 | 2 | 5 | 18 |
| 10 | DELFINO Carlos Francisco | 28:17 | 5/9 | 56 | 1/2 | 50 | 4/7 | 57 | 1/2 | 50 | 2 | 4 | 6 | 2 | 1 | 1 | 1 | 4 | 1 | 15 |
| *5 | GINOBILI Emanuel David | 27:59 | 3/8 | 38 | 2/3 | 67 | 1/5 | 20 | 7/8 | 88 | | 2 | 2 | 8 | 3 | 2 | | 2 | 7 | 14 |
| *4 | SCOLA Luis Alberto (C) | 22:39 | 6/8 | 75 | 6/8 | 75 | | | | | 2 | 1 | 3 | 1 | 4 | | | 3 | 2 | 12 |
| *8 | PRIGIONI Pablo | 32:28 | 2/3 | 67 | 1/1 | 100 | 1/2 | 50 | 2/2 | 100 | 1 | | 1 | 2 | | 3 | | | 1 | 7 |
| *7 | OBERTO Fabricio Raul Jesus | 20:07 | 2/4 | 50 | 2/4 | 50 | | | 0/1 | 0 | | 3 | 3 | 1 | | | | 4 | 2 | 4 |
| 11 | QUINTEROS Alfredo Paolo | 6:13 | 1/2 | 50 | 0/1 | 0 | 1/1 | 100 | | | 2 | 1 | 3 | | | | | | | 3 |
| 6 | GONZALEZ Roman Javier | 4:58 | 1/2 | 50 | 1/2 | 50 | | | | | | 1 | 1 | | | | | 1 | 1 | 2 |
| 14 | GUTIERREZ LLANAS Juan Pedro | 6:33 | 1/1 | 100 | 1/1 | 100 | | | | | 2 | 2 | | | 1 | | | 1 | 1 | 2 |
| 9 | PORTA PERNIGOTTI Antonio Alejandro | 7:32 | | | | | | | | | | | | 3 | 2 | | | | | 0 |
| 12 | GUTIERREZ Leonardo Martin | 7:12 | 0/2 | 0 | | | 0/2 | 0 | | | | | | | | | | 1 | | 0 |
| 15 | KAMMERICHS Guillermo Federico | 4:37 | 0/1 | 0 | | | 0/1 | 0 | | | | | | | 1 | 1 | | 2 | | 0 |
| Team/Coach | | | | | | | | | | | | | | | | | | | | |
| Totals | | | 28/54 | 52 | 19/32 | 59 | 9/22 | 41 | 12/15 | 80 | 7 | 22 | 29 | 18 | 13 | 10 | 2 | 20 | 19 | 77 |
| Coach | | HERNANDEZ Sergio Santos | | | | | | | | | | | | | | | | | | |
| Assistant Coach | | GARCIA Gonzalo LAMAS Julio | | | | | | | | | | | | | | | | | | |

CRO - Croatia

| No. | Name | MIN | Field Goals | | 2 Points | | 3 Points | | Free Throws | | Rebounds | | | AS | TO | ST | BS | PF | FO | PTS |
|-----------------|--------------------|---------------------------------|-------------|-----|----------|-----|----------|----|-------------|-----|----------|----|-----|----|----|----|----|----|----|-----|
| | | | M/A | % | M/A | % | M/A | % | M/A | % | OR | DR | TOT | | | | | | | |
| 9 | TOMAS Marko | 28:29 | 2/8 | 25 | 1/4 | 25 | 1/4 | 25 | 4/4 | 100 | | 3 | 3 | 1 | 2 | 3 | | 3 | 4 | 9 |
| *13 | BANIC Marko | 28:50 | 3/5 | 60 | 3/5 | 60 | | | 3/4 | 75 | 4 | 2 | 6 | | 2 | 1 | | 2 | 5 | 9 |
| *7 | ROZIC Marin | 17:30 | 2/5 | 40 | 1/3 | 33 | 1/2 | 50 | 1/1 | 100 | 2 | 2 | 4 | | 1 | 1 | | 2 | 1 | 6 |
| *4 | UKIC Roko-Leni | 23:09 | 2/11 | 18 | 2/8 | 25 | 0/3 | 0 | 1/2 | 50 | | 3 | 3 | 2 | | | | 1 | 1 | 5 |
| 5 | KUS Davor | 23:27 | 2/7 | 29 | 2/4 | 50 | 0/3 | 0 | 1/2 | 50 | 1 | 2 | 3 | 1 | 1 | 1 | | 1 | 3 | 5 |
| *15 | BARAC Stanko | 21:42 | 2/5 | 40 | 2/5 | 40 | | | 1/2 | 50 | 3 | 2 | 5 | 1 | 2 | | 1 | 2 | 2 | 5 |
| 8 | PRKACIN Nikola (C) | 10:22 | 2/2 | 100 | 2/2 | 100 | | | | | | 1 | 1 | | | 2 | | 3 | 1 | 4 |
| 10 | PLANINIC Zoran | 17:58 | 1/7 | 14 | 0/5 | 0 | 1/2 | 50 | 1/2 | 50 | 1 | 3 | 4 | 1 | 3 | | 1 | 3 | 1 | 4 |
| *6 | POPOVIC Marko | 13:17 | 1/1 | 100 | 1/1 | 100 | | | | | | 2 | 2 | | 1 | | | 1 | 1 | 2 |
| 11 | NICEVIC Sandro | 6:44 | 1/1 | 100 | 1/1 | 100 | | | | | 2 | | 2 | | 1 | | | 1 | 1 | 2 |
| 14 | LONCAR Kresimir | 8:32 | 1/5 | 20 | 1/4 | 25 | 0/1 | 0 | | | | 1 | 1 | | 1 | | | | | 2 |
| 12 | RUDEZ Damjan | | | | | | | | | | | | | | | | | | | 0 |
| Team/Coach | | | | | | | | | | | | | | | | | | | | |
| Totals | | | 19/57 | 33 | 16/42 | 38 | 3/15 | 20 | 12/17 | 71 | 13 | 21 | 34 | 6 | 14 | 8 | 2 | 19 | 20 | 53 |
| Coach | | REPESA Jasmin | | | | | | | | | | | | | | | | | | |
| Assistant Coach | | ANZULOVIC Drazen MILANOVIC Luka | | | | | | | | | | | | | | | | | | |

| | ARG | CRO |
|-----------------------|-----|-----|
| Points from Turnovers | 2 | 4 |
| Points in the Paint | 28 | 24 |
| Second Chance Points | 7 | 7 |
| Fast Break Points | 2 | 7 |

| | ARG | CRO |
|---------------------|--------------|-------------|
| Biggest Lead | 30 | 0 |
| Biggest Scoring Run | 10-0 (61-38) | 9-0 (74-53) |
| Lead Changes | 0 | |
| Times Tied | 0 | |

| Legend: | | | |
|---------|---------------------|-----|--------------------|
| % | Shooting Percentage | (C) | Captain |
| DR | Defensive Rebounds | FO | Fouls On |
| PF | Fouls | PTS | Points |
| TOT | Total Rebounds | | |
| * | Starters | | |
| M/A | Made/Attempts | AS | Assists |
| Qx | Quarter Time | MIN | Minutes Played |
| | | ST | Steals |
| | | BS | Blocked Shots |
| | | OR | Offensive Rebounds |
| | | TO | Turnovers |



RESULTS

比赛成绩 / RÉSULTATS

GRE 102 vs 61 ANG

Attendance: 11.083

Referee: CARRION Jose (PUR)

Commissioner: FONTANA Geraldo (BRA)

Umpires: BELOSEVIC Ilija (SRB); AVANESSIAN Heros (IRI)

| Scoring by 5 min intervals: | | Q1 | | Q2 | | Q3 | | Q4 | |
|-----------------------------|--|----|----|----|----|----|----|----|-----|
| GRE | | 6 | 12 | 24 | 43 | 62 | 81 | 92 | 102 |
| ANG | | 5 | 11 | 18 | 28 | 35 | 42 | 51 | 61 |

GRE - Greece

| No. | Name | MIN | Field Goals | | 2 Points | | 3 Points | | Free Throws | | Rebounds | | | AS | TO | ST | BS | PF | FO | PTS |
|-----------------|--------------------------|---|-------------|-----|----------|-----|----------|-----|-------------|-----|----------|----|-----|----|----|----|----|----|----|-----|
| | | | M/A | % | M/A | % | M/A | % | M/A | % | OR | DR | TOT | | | | | | | |
| 5 | BOUROUSIS Ioannis | 12:46 | 9/9 | 100 | 9/9 | 100 | | | 4/7 | 57 | 1 | 4 | 5 | 1 | | | 2 | | 5 | 22 |
| 10 | PRINTEZIS Georgios | 13:18 | 5/6 | 83 | 3/3 | 100 | 2/3 | 67 | 2/2 | 100 | | 2 | 2 | 1 | | | | 2 | 1 | 14 |
| *11 | GLYNIADAKIS Andreas | 18:49 | 3/4 | 75 | 3/4 | 75 | | | 5/5 | 100 | 1 | 6 | 7 | | 1 | | | 3 | 11 | |
| *8 | VASILOPOULOS Panagiotis | 21:54 | 4/9 | 44 | 2/6 | 33 | 2/3 | 67 | | | 1 | 4 | 5 | | 2 | 2 | | 2 | 10 | |
| 4 | PAPALOUKAS Theodoros (C) | 21:49 | 2/4 | 50 | 1/3 | 33 | 1/1 | 100 | 3/4 | 75 | | 3 | 3 | 3 | | | | 1 | 3 | 8 |
| 15 | PELEKANOS Michail | 16:01 | 3/5 | 60 | 1/1 | 100 | 2/4 | 50 | | | | 1 | 1 | | | 2 | | 3 | 8 | |
| 6 | ZISIS Nikolaos | 21:13 | 3/6 | 50 | 2/4 | 50 | 1/2 | 50 | | | 1 | 2 | 3 | 4 | 1 | | | | 2 | 7 |
| *9 | FOTSIS Antonios | 22:02 | 2/3 | 67 | 1/1 | 100 | 1/2 | 50 | 2/2 | 100 | 1 | 6 | 7 | 5 | 1 | 1 | 1 | | 1 | 7 |
| *13 | DIAMANTIDIS Dimitrios | 20:58 | 3/7 | 43 | 2/6 | 33 | 1/1 | 100 | | | 2 | 2 | 4 | | 1 | 1 | | | 1 | 7 |
| *7 | SPANOULIS Vasileios | 22:45 | 3/8 | 38 | 3/6 | 50 | 0/2 | 0 | | | 1 | 1 | 1 | 3 | 2 | 2 | | 1 | 1 | 6 |
| 12 | TSARTSARIS Konstantinos | 8:25 | 0/2 | 0 | 0/2 | 0 | | | 2/2 | 100 | 2 | 2 | 4 | | 1 | | | | 1 | 2 |
| 14 | SCHORTSANITIS Sofoklis | | | | | | | | | | | | | | | | | | | 0 |
| Team/Coach | | | | | | | | | | | | | | | | | | | | |
| Totals | | | 37/63 | 59 | 27/45 | 60 | 10/18 | 56 | 18/22 | 82 | 10 | 32 | 42 | 17 | 8 | 9 | 3 | 10 | 18 | 102 |
| Coach | | GIANNAKIS Panagiotis | | | | | | | | | | | | | | | | | | |
| Assistant Coach | | KAKIOUSIS Eleftherios LINARDOS Nikolaos | | | | | | | | | | | | | | | | | | |

ANG - Angola

| No. | Name | MIN | Field Goals | | 2 Points | | 3 Points | | Free Throws | | Rebounds | | | AS | TO | ST | BS | PF | FO | PTS |
|-----------------|--------------------|---|-------------|----|----------|-----|----------|----|-------------|----|----------|----|-----|----|----|----|----|----|----|-----|
| | | | M/A | % | M/A | % | M/A | % | M/A | % | OR | DR | TOT | | | | | | | |
| *15 | MINGAS Eduardo | 34:15 | 10/18 | 56 | 7/12 | 58 | 3/6 | 50 | 0/1 | 0 | 2 | 1 | 3 | 1 | 2 | | | 2 | 2 | 23 |
| *8 | COSTA Luis | 35:34 | 6/14 | 43 | 2/7 | 29 | 4/7 | 57 | | | | | | 2 | 1 | 1 | | 1 | | 16 |
| *9 | JERONIMO Vladimir | 31:15 | 3/12 | 25 | 2/8 | 25 | 1/4 | 25 | 1/2 | 50 | 3 | 4 | 7 | 1 | 5 | 2 | 1 | 2 | 3 | 8 |
| *10 | GOMES Joaquim | 21:32 | 2/5 | 40 | 1/3 | 33 | 1/2 | 50 | | | | 4 | 4 | 1 | | 1 | | 2 | | 5 |
| 11 | AMBROSIO Felizardo | 16:02 | 2/3 | 67 | 2/2 | 100 | 0/1 | 0 | 0/1 | 0 | 1 | 3 | 4 | 2 | 1 | | | 3 | 1 | 4 |
| 7 | BARROS Milton | 9:24 | 1/3 | 33 | | | 1/3 | 33 | | | | | | 1 | | | | | 2 | 3 |
| *5 | COSTA Armando | 35:02 | 1/7 | 14 | 1/3 | 33 | 0/4 | 0 | | | 1 | 4 | 5 | 4 | 5 | 1 | | 4 | 3 | 2 |
| 4 | CIPRIANO Olimpio | 13:03 | 0/1 | 0 | 0/1 | 0 | | | | | | 1 | 1 | | 1 | | 1 | 2 | 1 | 0 |
| 6 | MORAIS Carlos | | | | | | | | | | | | | | | | | | | 0 |
| 12 | MOUSSA Abdel | 3:53 | 0/1 | 0 | 0/1 | 0 | | | | | | 1 | 1 | | | | | | | 0 |
| 13 | ALMEIDA Carlos (C) | | | | | | | | | | | | | | | | | | | 0 |
| 14 | PAULO Leonel | | | | | | | | | | | | | | | | | | | 0 |
| Team/Coach | | | | | | | | | | | | | | | | | | | | |
| Totals | | | 25/64 | 39 | 15/37 | 41 | 10/27 | 37 | 1/4 | 25 | 7 | 18 | 25 | 12 | 15 | 5 | 2 | 18 | 10 | 61 |
| Coach | | CARVALHO Alberto | | | | | | | | | | | | | | | | | | |
| Assistant Coach | | MOREIRA Anibal de Jesus BARROS Artur Casimiro | | | | | | | | | | | | | | | | | | |

| | GRE | ANG |
|-----------------------|-----|-----|
| Points from Turnovers | 9 | 4 |
| Points in the Paint | 48 | 24 |
| Second Chance Points | 16 | 4 |
| Fast Break Points | 11 | 9 |

| | GRE | ANG |
|---------------------|-------------|-------------|
| Biggest Lead | 43 | 5 |
| Biggest Scoring Run | 12-0 (12-5) | 6-0 (12-11) |
| Lead Changes | 1 | |
| Times Tied | 0 | |

| Legend: | | |
|---------|---------------------|-----------------------|
| % | Shooting Percentage | (C) Captain |
| DR | Defensive Rebounds | FO Fouls On |
| PF | Fouls | PTS Points |
| TOT | Total Rebounds | |
| * | Starters | AS Assists |
| M/A | Made/Attempts | MIN Minutes Played |
| Qx | Quarter Time | ST Steals |
| | | BS Blocked Shots |
| | | OR Offensive Rebounds |
| | | TO Turnovers |



OLYMPIC BASKETBALL GYMNASIUM
北京奥林匹克篮球馆
GYMNASE OLYMPIQUE DE BEIJING

SAT 星期六 SAM
16 AUG 2008
11:15

BASKETBALL
篮球 / BASKETBALL

MEN
男子项目 / HOMMES

PRELIMINARY ROUND GROUP A - GAME 44
预赛A组 - 第44场 / TOUR PRÉLIMINAIRE GROUPE A - MATCH 44



RESULTS

比赛成绩 / RÉSULTATS

RUS 80 vs 95 AUS

Attendance: 11.083

Referee: JUNGE BRAND Carl (FIN)

Commissioner: TURAM Emir (TUR)

Umpires: MARANHO Cristiano (BRA); HIRAHARA Yuji (JPN)

| Scoring by 5 min intervals: | RUS | Q1 | | Q2 | | Q3 | | Q4 | |
|-----------------------------|-----|-----|----|----|----|----|----|----|----|
| | | AUS | 8 | 16 | 29 | 33 | 46 | 55 | 62 |
| | | 11 | 27 | 45 | 49 | 56 | 69 | 82 | 95 |

RUS - Russian Fed.

| No. | Name | MIN | Field Goals | | 2 Points | | 3 Points | | Free Throws | | Rebounds | | | AS | TO | ST | BS | PF | FO | PTS |
|-----------------|----------------------|------------------------------|-------------|----|----------|-----|----------|-----|-------------|-----|----------|----|-----|----|----|----|----|----|----|-----|
| | | | M/A | % | M/A | % | M/A | % | M/A | % | OR | DR | TOT | | | | | | | |
| 10 | KHRYAPA Viktor | 30:03 | 7/8 | 88 | 1/2 | 50 | 6/6 | 100 | 1/2 | 50 | | 9 | 9 | | 4 | 1 | 2 | 3 | 1 | 21 |
| *5 | HOLDEN John-Robert | 38:54 | 7/18 | 39 | 4/10 | 40 | 3/8 | 38 | 3/4 | 75 | | 4 | 4 | 6 | 6 | | | 2 | 4 | 20 |
| *14 | SAVRASENKO Aleksey | 19:38 | 7/10 | 70 | 7/10 | 70 | | | 2/2 | 100 | 2 | 2 | 4 | | | 1 | | 4 | 1 | 16 |
| *7 | KIRILENKO Andrey (C) | 36:25 | 1/10 | 10 | 1/5 | 20 | 0/5 | 0 | 4/4 | 100 | 2 | 4 | 6 | 5 | 3 | 3 | 1 | 2 | 3 | 6 |
| 6 | BYKOV Sergey | 15:55 | 2/5 | 40 | 1/3 | 33 | 1/2 | 50 | | | | 2 | 2 | | | 2 | | 2 | 2 | 5 |
| 11 | PASHUTIN Zakhar | 17:34 | 2/3 | 67 | 1/1 | 100 | 1/2 | 50 | | | 1 | 1 | | 1 | | | | 3 | | 5 |
| *4 | VORONTSEVICH Andrey | 12:05 | 1/2 | 50 | | | 1/2 | 50 | | | 2 | 4 | 6 | | | | | 2 | | 3 |
| 13 | FRIDZON Vitaliy | 7:56 | 1/3 | 33 | 1/2 | 50 | 0/1 | 0 | 1/1 | 100 | | | | 1 | 2 | | | 3 | 2 | 3 |
| *15 | KEYRU Victor | 7:33 | | | | | | | 1/2 | 50 | | | | 1 | | 1 | | 2 | 2 | 1 |
| 8 | MORGUNOV Nikita | 8:58 | 0/1 | 0 | | | 0/1 | 0 | | | | | | | | | | 1 | 1 | 0 |
| 9 | SAMOYLENKO Petr | | | | | | | | | | | | | | | | | | | 0 |
| 12 | MONYA Sergey | 4:59 | 0/3 | 0 | 0/3 | 0 | | | | | | 2 | 2 | | 1 | | | 4 | 2 | 0 |
| Team/Coach | | | | | | | | | | | | | | | | | | | | |
| Totals | | | 28/63 | 44 | 16/36 | 44 | 12/27 | 44 | 12/15 | 80 | 7 | 27 | 34 | 12 | 16 | 10 | 3 | 28 | 18 | 80 |
| Coach | | BLATT David Michael | | | | | | | | | | | | | | | | | | |
| Assistant Coach | | PASHUTIN Evgeniy GUTT Daniel | | | | | | | | | | | | | | | | | | |

AUS - Australia

| No. | Name | MIN | Field Goals | | 2 Points | | 3 Points | | Free Throws | | Rebounds | | | AS | TO | ST | BS | PF | FO | PTS |
|-----------------|------------------|-----------------------------|-------------|----|----------|----|----------|-----|-------------|-----|----------|----|-----|----|----|----|----|----|----|-----|
| | | | M/A | % | M/A | % | M/A | % | M/A | % | OR | DR | TOT | | | | | | | |
| *6 | BOGUT Andrew | 28:15 | 8/13 | 62 | 6/10 | 60 | 2/3 | 67 | 4/6 | 67 | 2 | 6 | 8 | 2 | 1 | 1 | | 2 | 5 | 22 |
| *9 | BRUTON CJ | 30:18 | 5/12 | 42 | 1/4 | 25 | 4/8 | 50 | 8/8 | 100 | 1 | 3 | 4 | 6 | | 2 | | 2 | 7 | 22 |
| 13 | ANDERSEN David | 15:55 | 4/5 | 80 | 3/4 | 75 | 1/1 | 100 | 2/2 | 100 | 1 | 4 | 5 | 1 | 2 | 1 | | 3 | 1 | 11 |
| *14 | NIELSEN Matt | 24:05 | 1/3 | 33 | 0/1 | 0 | 1/2 | 50 | 8/10 | 80 | | 2 | 2 | 1 | 5 | 1 | | 4 | 7 | 11 |
| *8 | NEWLEY Brad | 34:32 | 3/8 | 38 | 3/6 | 50 | 0/2 | 0 | 3/5 | 60 | 1 | 3 | 4 | | | 1 | | 4 | 5 | 9 |
| 4 | ANSTEY Chris | 11:45 | 2/4 | 50 | 0/1 | 0 | 2/3 | 67 | 2/2 | 100 | 1 | 2 | 3 | | 2 | 1 | | | 2 | 8 |
| 5 | MILLS Patrick | 27:51 | 3/9 | 33 | 3/5 | 60 | 0/4 | 0 | | | 1 | 1 | 2 | 1 | 1 | | | 2 | | 6 |
| 11 | WORTHINGTON Mark | 15:44 | 2/3 | 67 | 1/2 | 50 | 1/1 | 100 | 1/1 | 100 | | 5 | 5 | 3 | | | | 1 | 1 | 6 |
| 7 | INGLES Joe | | | | | | | | | | | | | | | | | | | 0 |
| *10 | BARLOW David | 11:35 | 0/2 | 0 | 0/2 | 0 | | | | | 1 | 2 | 3 | 1 | 2 | | | | | 0 |
| 12 | SAVILLE Glen | | | | | | | | | | | | | | | | | | | 0 |
| 15 | REDHAGE Shawn | | | | | | | | | | | | | | | | | | | 0 |
| Team/Coach | | | | | | | | | | | | | | | | | | | | |
| Totals | | | 28/59 | 47 | 17/35 | 49 | 11/24 | 46 | 28/34 | 82 | 8 | 28 | 36 | 15 | 13 | 7 | | 18 | 28 | 95 |
| Coach | | GOORJIAN Brian | | | | | | | | | | | | | | | | | | |
| Assistant Coach | | JOYCE Brendan McLEOD Gordon | | | | | | | | | | | | | | | | | | |

| | RUS | AUS |
|-----------------------|-----|-----|
| Points from Turnovers | 4 | 2 |
| Points in the Paint | 26 | 30 |
| Second Chance Points | 7 | 11 |
| Fast Break Points | 12 | 4 |

| | RUS | AUS |
|---------------------|-------------|--------------|
| Biggest Lead | 0 | 21 |
| Biggest Scoring Run | 9-0 (42-49) | 13-0 (16-32) |
| Lead Changes | 0 | |
| Times Tied | 0 | |

| Legend: | | | |
|---------|---------------------|-----|--------------------|
| % | Shooting Percentage | (C) | Captain |
| DR | Defensive Rebounds | FO | Fouls On |
| PF | Fouls | PTS | Points |
| TOT | Total Rebounds | | |
| * | Starters | AS | Assists |
| M/A | Made/Attempts | MIN | Minutes Played |
| Qx | Quarter Time | ST | Steals |
| | | BS | Blocked Shots |
| | | OR | Offensive Rebounds |
| | | TO | Turnovers |



RESULTS

比赛成绩 / RÉSULTATS

CRO 73 vs 86 LTU

Attendance: 11.083

Referee: ZAVLANOS Nikolaos (GRE)

Commissioner: SUURKASK Valdu (EST)

Umpires: FACCHINI Fabio (ITA); ARTEAGA Juan (ESP)

| Scoring by 5 min intervals: | | Q1 | | Q2 | | Q3 | | Q4 | |
|-----------------------------|--|----|----|----|----|----|----|----|----|
| CRO | | 4 | 15 | 33 | 45 | 51 | 62 | 65 | 73 |
| LTU | | 2 | 13 | 24 | 42 | 50 | 58 | 76 | 86 |

CRO - Croatia

| No. | Name | MIN | Field Goals | | 2 Points | | 3 Points | | Free Throws | | Rebounds | | | AS | TO | ST | BS | PF | FO | PTS |
|-----------------|---------------------------------|-------|-------------|-----|----------|-----|----------|-----|-------------|-----|----------|----|-----|----|----|----|----|----|----|-----|
| | | | M/A | % | M/A | % | M/A | % | M/A | % | OR | DR | TOT | | | | | | | |
| *4 | UKIC Roko-Leni | 31:47 | 5/13 | 38 | 4/7 | 57 | 1/6 | 17 | 2/2 | 100 | | 4 | 4 | 1 | 1 | 1 | | | 4 | 13 |
| 10 | PLANINIC Zoran | 16:24 | 4/8 | 50 | 1/3 | 33 | 3/5 | 60 | | | 2 | 1 | 3 | 1 | 3 | | | 1 | 1 | 11 |
| *13 | BANIC Marko | 23:48 | 5/8 | 63 | 5/8 | 63 | | | | | 3 | 4 | 7 | | 3 | 2 | | 3 | 2 | 10 |
| *5 | KUS Davor | 31:08 | 2/5 | 40 | 2/3 | 67 | 0/2 | 0 | 4/4 | 100 | 3 | 1 | 4 | 3 | 2 | 1 | | 1 | 2 | 8 |
| 7 | ROZIC Marin | 18:21 | 2/3 | 67 | 1/2 | 50 | 1/1 | 100 | 3/3 | 100 | 1 | | 1 | 1 | 1 | 1 | | 4 | 2 | 8 |
| 14 | LONCAR Kresimir | 18:48 | 3/10 | 30 | 3/10 | 30 | | | 2/2 | 100 | 3 | 3 | 6 | | 1 | 1 | 1 | 4 | 1 | 8 |
| 11 | NICEVIC Sandro | 18:48 | 3/3 | 100 | 3/3 | 100 | | | | | 1 | 1 | 2 | | 1 | 1 | 1 | 1 | 1 | 6 |
| *15 | BARAC Stanko | 14:57 | 2/5 | 40 | 2/5 | 40 | | | 1/2 | 50 | 2 | 1 | 3 | 1 | 1 | | | 1 | 2 | 5 |
| *9 | TOMAS Marko | 22:28 | 0/6 | 0 | 0/3 | 0 | 0/3 | 0 | 3/4 | 75 | 2 | 2 | 4 | 2 | 1 | 1 | | 4 | 3 | 3 |
| 8 | PRKACIN Nikola (C) | 3:31 | | | | | | | 1/2 | 50 | | | | | 1 | | | 2 | 1 | 1 |
| 6 | POPOVIC Marko | | | | | | | | | | | | | | | | | | | 0 |
| 12 | RUDEZ Damjan | | | | | | | | | | | | | | | | | | | 0 |
| Team/Coach | | | | | | | | | | | | | | | | | | | | |
| Totals | | | 26/61 | 43 | 21/44 | 48 | 5/17 | 29 | 16/19 | 84 | 16 | 17 | 33 | 11 | 14 | 8 | 2 | 21 | 19 | 73 |
| Coach | REPESA Jasmin | | | | | | | | | | | | | | | | | | | |
| Assistant Coach | ANZULOVIC Drazen MILANOVIC Luka | | | | | | | | | | | | | | | | | | | |

LTU - Lithuania

| No. | Name | MIN | Field Goals | | 2 Points | | 3 Points | | Free Throws | | Rebounds | | | AS | TO | ST | BS | PF | FO | PTS |
|-----------------|--------------------------------------|-------|-------------|-----|----------|-----|----------|-----|-------------|-----|----------|----|-----|----|----|----|----|----|----|-----|
| | | | M/A | % | M/A | % | M/A | % | M/A | % | OR | DR | TOT | | | | | | | |
| 5 | LUKAUSKIS Mindaugas | 20:49 | 7/9 | 78 | 4/5 | 80 | 3/4 | 75 | 3/4 | 75 | | | | 1 | | 1 | | 1 | 2 | 20 |
| 11 | KLEIZA Linas | 20:20 | 6/10 | 60 | 2/4 | 50 | 4/6 | 67 | 2/2 | 100 | | 4 | 4 | | | | | 1 | 1 | 18 |
| 10 | JASAITIS Simas | 25:07 | 5/7 | 71 | 4/4 | 100 | 1/3 | 33 | 1/1 | 100 | 2 | 1 | 3 | 3 | 2 | 2 | | 4 | 1 | 12 |
| *13 | JASIKEVICIUS Sarunas | 30:46 | 3/8 | 38 | 2/5 | 40 | 1/3 | 33 | 2/2 | 100 | | 2 | 2 | 6 | 2 | 1 | | 3 | 2 | 9 |
| *12 | LAVRINOVIC Ksistof | 20:24 | 2/9 | 22 | 1/6 | 17 | 1/3 | 33 | 3/4 | 75 | 2 | 5 | 7 | 3 | 2 | | 1 | | 5 | 8 |
| *8 | SISKAUSKAS Ramunas (C) | 33:18 | 3/4 | 75 | 2/3 | 67 | 1/1 | 100 | | | 4 | 4 | 2 | 2 | 1 | | | 1 | 6 | 7 |
| *15 | JAVTOKAS Robertas | 19:03 | 2/2 | 100 | 2/2 | 100 | | | 3/4 | 75 | 1 | 2 | 3 | 1 | 2 | | | 3 | 2 | 7 |
| 14 | PETRAVICIUS Marijonas | 20:05 | 2/5 | 40 | 2/5 | 40 | | | 1/2 | 50 | 3 | 1 | 4 | | 1 | 1 | 3 | 2 | 5 | |
| *4 | KAUKENAS Rimantas | 10:05 | | | | | | | | | | | | | 1 | | | 3 | 0 | |
| 6 | MACIULIS Jonas | 0:03 | | | | | | | | | | | | | | | | | 0 | |
| 7 | LAVRINOVIC Darjus | | | | | | | | | | | | | | | | | | 0 | |
| 9 | PREKEVICIUS Marius | | | | | | | | | | | | | | | | | | 0 | |
| Team/Coach | | | | | | | | | | | | | | | | | | | | |
| Totals | | | 30/54 | 56 | 19/34 | 56 | 11/20 | 55 | 15/19 | 79 | 8 | 19 | 27 | 16 | 11 | 6 | 2 | 20 | 21 | 86 |
| Coach | BUTAUTAS Ramunas | | | | | | | | | | | | | | | | | | | |
| Assistant Coach | KURTINAITIS Rimas KUNCAITIS Robertas | | | | | | | | | | | | | | | | | | | |

| | CRO | LTU |
|-----------------------|-----|-----|
| Points from Turnovers | 3 | 4 |
| Points in the Paint | 30 | 34 |
| Second Chance Points | 6 | 4 |
| Fast Break Points | 5 | 4 |

| | CRO | LTU |
|---------------------|-----------|--------------|
| Biggest Lead | 12 | 15 |
| Biggest Scoring Run | 6-0 (8-2) | 11-0 (62-69) |
| Lead Changes | 5 | |
| Times Tied | 2 | |

| Legend: | |
|-----------------------|-----------------------|
| % Shooting Percentage | (C) Captain |
| DR Defensive Rebounds | FO Fouls On |
| PF Fouls | PTS Points |
| TOT Total Rebounds | |
| * Starters | AS Assists |
| M/A Made/Attempts | MIN Minutes Played |
| Qx Quarter Time | ST Steals |
| | BS Blocked Shots |
| | OR Offensive Rebounds |
| | TO Turnovers |



RESULTS

比赛成绩 / RÉSULTATS

IRI 82 vs 97 ARG

Attendance: 11.083

Referee: PITSILKAS Nikolaos (GRE)

Commissioner: LEE Kak-Kuan (MAS)

Umpires: YANG Maogong (CHN); CHLIF Abdellilah (MAR)

| Scoring by 5 min intervals: | | Q1 | | Q2 | | Q3 | | Q4 | |
|-----------------------------|--|----|----|----|----|----|----|----|----|
| IRI | | 11 | 14 | 25 | 33 | 46 | 57 | 69 | 82 |
| ARG | | 7 | 19 | 30 | 42 | 59 | 72 | 81 | 97 |

IRI - Iran

| No. | Name | MIN | Field Goals | | 2 Points | | 3 Points | | Free Throws | | Rebounds | | | AS | TO | ST | BS | PF | FO | PTS |
|-----------------|---------------------------|---------------|-------------|-----|----------|-----|----------|-----|-------------|----|----------|----|-----|----|----|----|----|----|----|-----|
| | | | M/A | % | M/A | % | M/A | % | M/A | % | OR | DR | TOT | | | | | | | |
| *15 | EHADADI Hamed | 40:00 | 7/15 | 47 | 7/15 | 47 | | | 7/10 | 70 | 6 | 10 | 16 | | 2 | | 1 | 3 | 10 | 21 |
| *10 | AFAGH ESLAMIEH Hamed | 32:01 | 7/10 | 70 | 3/4 | 75 | 4/6 | 67 | 1/2 | 50 | | 3 | 3 | 2 | 3 | | | 2 | 3 | 19 |
| *14 | NIKKHAH Mohammadsamad (C) | 24:41 | 6/16 | 38 | 5/11 | 45 | 1/5 | 20 | | | 1 | 1 | 1 | 4 | | | | 4 | | 13 |
| 7 | KAMRANY Mahdi | 20:42 | 4/11 | 36 | 1/3 | 33 | 3/8 | 38 | | | 4 | 4 | 4 | 1 | 1 | | | | 1 | 11 |
| *6 | DAVARI Javad | 19:18 | 3/6 | 50 | 2/4 | 50 | 1/2 | 50 | 0/1 | 0 | 2 | 1 | 3 | 2 | | | | 2 | 3 | 7 |
| 11 | SOHRABNEJAD Hamed | 13:35 | 2/2 | 100 | 1/1 | 100 | 1/1 | 100 | | | 3 | | 3 | 1 | | | | 2 | 1 | 5 |
| 9 | ZANDI Iman | 15:49 | 1/3 | 33 | | | 1/3 | 33 | 1/2 | 50 | | 2 | 2 | 1 | | 1 | | 1 | 3 | 4 |
| *12 | SAHAKIAN Oshin | 26:25 | 1/2 | 50 | 1/2 | 50 | | | | | 2 | 3 | 5 | 1 | 2 | | | 3 | 2 | 2 |
| 4 | DORAGHI Ali | | | | | | | | | | | | | | | | | | | 0 |
| 5 | AMINI Amir | 5:24 | | | | | | | | | | | | | 1 | | | | | 0 |
| 8 | DAVARPANAH Saeid | 2:05 | 0/1 | 0 | 0/1 | 0 | | | | | | | | | | | | | | 0 |
| 13 | NABIPOOR Moosa | | | | | | | | | | | | | | | | | | | 0 |
| Team/Coach | | | | | | | | | | | | | | | | | | | | |
| Totals | | | 31/66 | 47 | 20/41 | 49 | 11/25 | 44 | 9/15 | 60 | 13 | 24 | 37 | 12 | 13 | 2 | 1 | 17 | 23 | 82 |
| Coach | | TOROMAN Rajko | | | | | | | | | | | | | | | | | | |
| Assistant Coach | | HATAMI Mehran | | | | | | | | | | | | | | | | | | |

ARG - Argentina

| No. | Name | MIN | Field Goals | | 2 Points | | 3 Points | | Free Throws | | Rebounds | | | AS | TO | ST | BS | PF | FO | PTS |
|-----------------|------------------------------------|----------------------------|-------------|-----|----------|-----|----------|----|-------------|-----|----------|----|-----|----|----|----|----|----|----|-----|
| | | | M/A | % | M/A | % | M/A | % | M/A | % | OR | DR | TOT | | | | | | | |
| *5 | GINOBILI Emanuel David | 26:39 | 10/14 | 71 | 6/8 | 75 | 4/6 | 67 | 8/9 | 89 | 1 | 2 | 3 | 4 | | 1 | 1 | 2 | 7 | 32 |
| *4 | SCOLA Luis Alberto (C) | 27:30 | 9/13 | 69 | 9/13 | 69 | | | 2/2 | 100 | 3 | 4 | 7 | 1 | 2 | 2 | | 3 | 1 | 20 |
| *8 | PRIGIONI Pablo | 29:21 | 4/7 | 57 | 1/2 | 50 | 3/5 | 60 | | | 2 | 2 | 6 | | 1 | | | 3 | 1 | 11 |
| 10 | DELFINO Carlos Francisco | 20:00 | 3/7 | 43 | 1/2 | 50 | 2/5 | 40 | 0/2 | 0 | | | 2 | | 3 | | | 2 | 2 | 8 |
| *13 | NOCIONI Andres Marcelo | 23:27 | 2/3 | 67 | 2/2 | 100 | 0/1 | 0 | 3/6 | 50 | 1 | 4 | 5 | 1 | 2 | 1 | | 3 | 4 | 7 |
| *7 | OBERTO Fabricio Raul Jesus | 13:27 | 3/3 | 100 | 3/3 | 100 | | | 0/2 | 0 | 2 | 3 | 5 | 1 | 1 | | | 1 | 1 | 6 |
| 11 | QUINTEROS Alfredo Paolo | 13:21 | 2/4 | 50 | 0/1 | 0 | 2/3 | 67 | | | 1 | | 1 | 1 | | | | | | 6 |
| 14 | GUTIERREZ LLANAS Juan Pedro | 17:34 | 1/4 | 25 | 1/4 | 25 | | | 1/1 | 100 | | 3 | 3 | 1 | | | | 4 | 1 | 3 |
| 6 | GONZALEZ Roman Javier | 6:04 | 1/3 | 33 | 1/3 | 33 | | | | | | 2 | 2 | | 1 | | 1 | 1 | | 2 |
| 15 | KAMMERICHS Guillermo Federico | 2:55 | 1/3 | 33 | 1/1 | 100 | 0/2 | 0 | | | | 1 | 1 | | | | | 2 | | 2 |
| 9 | PORTA PERNIGOTTI Antonio Alejandro | 10:39 | 0/2 | 0 | | | 0/2 | 0 | | | | 1 | 1 | 1 | | | | 1 | | 0 |
| 12 | GUTIERREZ Leonardo Martin | 9:03 | 0/2 | 0 | | | 0/2 | 0 | | | | 1 | 1 | 1 | | 1 | | 1 | | 0 |
| Team/Coach | | | | | | | | | | | | | | | | | | | | |
| Totals | | | 36/65 | 55 | 25/39 | 64 | 11/26 | 42 | 14/22 | 64 | 8 | 23 | 31 | 19 | 6 | 9 | 2 | 23 | 17 | 97 |
| Coach | | HERNANDEZ Sergio Santos | | | | | | | | | | | | | | | | | | |
| Assistant Coach | | GARCIA Gonzalo LAMAS Julio | | | | | | | | | | | | | | | | | | |

| | IRI | ARG |
|-----------------------|-----|-----|
| Points from Turnovers | 4 | 8 |
| Points in the Paint | 34 | 46 |
| Second Chance Points | 11 | 4 |
| Fast Break Points | 6 | 10 |

| | IRI | ARG |
|---------------------|-------------|--------------|
| Biggest Lead | 4 | 19 |
| Biggest Scoring Run | 9-0 (82-92) | 10-0 (14-23) |
| Lead Changes | 4 | |
| Times Tied | 2 | |

| Legend: | | |
|---------|---------------------|-----------------------|
| % | Shooting Percentage | (C) Captain |
| DR | Defensive Rebounds | FO Fouls On |
| PF | Fouls | PTS Points |
| TOT | Total Rebounds | |
| * | Starters | AS Assists |
| M/A | Made/Attempts | MIN Minutes Played |
| Qx | Quarter Time | ST Steals |
| | | BS Blocked Shots |
| | | OR Offensive Rebounds |
| | | TO Turnovers |



RESULTS

比赛成绩 / RÉSULTATS

CHN 59 vs 55 GER

Attendance: 11.083

Referee: RUSH Eddie (USA)

Commissioner: GARCIA Anibal (PUR)

Umpires: MERCEDES Reynaldo (DOM); ESTEVEZ Pablo (ARG)

| | | Q1 | | Q2 | | Q3 | | Q4 | |
|-----------------------------|------------|----|----|----|----|----|----|----|----|
| Scoring by 5 min intervals: | CHN | 8 | 19 | 22 | 27 | 37 | 47 | 54 | 59 |
| | GER | 5 | 9 | 19 | 31 | 33 | 39 | 46 | 55 |

CHN - China

| No. | Name | MIN | Field Goals | | 2 Points | | 3 Points | | Free Throws | | Rebounds | | | AS | TO | ST | BS | PF | FO | PTS |
|-----------------|----------------------------------|-------|-------------|-----|----------|-----|----------|-----|-------------|-----|----------|----|-----|----|----|----|----|----|----|-----|
| | | | M/A | % | M/A | % | M/A | % | M/A | % | OR | DR | TOT | | | | | | | |
| *13 | YAO Ming | 34:27 | 9/19 | 47 | 8/18 | 44 | 1/1 | 100 | 6/10 | 60 | 4 | 7 | 11 | 2 | 2 | | 1 | 3 | 11 | 25 |
| *11 | YI Jianlian | 34:32 | 3/8 | 38 | 2/6 | 33 | 1/2 | 50 | 2/2 | 100 | 2 | 9 | 11 | | 2 | 1 | 3 | 1 | 9 | |
| *5 | LIU Wei (C) | 35:32 | 2/10 | 20 | 1/5 | 20 | 1/5 | 20 | 1/2 | 50 | | 5 | 5 | 3 | 4 | 1 | | 2 | 2 | 6 |
| *9 | SUN Yue | 28:16 | 2/3 | 67 | 1/1 | 100 | 1/2 | 50 | | | 1 | 4 | 5 | 1 | 1 | 2 | 2 | 2 | 5 | |
| 14 | WANG Zhizhi | 10:30 | 2/3 | 67 | 1/2 | 50 | 1/1 | 100 | | | | 1 | 1 | 1 | | | | | 5 | |
| 7 | WANG Shipeng | 14:32 | 1/8 | 13 | 1/4 | 25 | 0/4 | 0 | 1/1 | 100 | | 3 | 3 | | | | | 1 | 2 | 3 |
| *8 | ZHU Fangyu | 30:47 | 0/7 | 0 | 0/4 | 0 | 0/3 | 0 | 2/4 | 50 | 1 | 2 | 3 | | 1 | 1 | | | 3 | 2 |
| 10 | LI Nan | 6:32 | 0/2 | 0 | | | 0/2 | 0 | 2/2 | 100 | 1 | 1 | 2 | | | | | 1 | 1 | 2 |
| 15 | DU Feng | 0:24 | 1/1 | 100 | 1/1 | 100 | | | | | 1 | | 1 | | | | | 1 | 2 | |
| 4 | CHEN Jianghua | 4:28 | | | | | | | | | | | | 1 | 1 | | | | 0 | |
| 6 | ZHANG Qingpeng | | | | | | | | | | | | | | | | | | 0 | |
| 12 | WANG Lei | | | | | | | | | | | | | | | | | | 0 | |
| Team/Coach | | | | | | | | | | | | | | | | | | | | |
| Totals | | | 20/61 | 33 | 15/41 | 37 | 5/20 | 25 | 14/21 | 67 | 10 | 32 | 42 | 8 | 9 | 6 | 4 | 14 | 20 | 59 |
| Coach | KAZLAUSKAS Jonas | | | | | | | | | | | | | | | | | | | |
| Assistant Coach | GUO Shiqiang NELSON Donn Charles | | | | | | | | | | | | | | | | | | | |

GER - Germany

| No. | Name | MIN | Field Goals | | 2 Points | | 3 Points | | Free Throws | | Rebounds | | | AS | TO | ST | BS | PF | FO | PTS |
|-----------------|---------------------------------|-------|-------------|----|----------|----|----------|----|-------------|-----|----------|----|-----|----|----|----|----|----|----|-----|
| | | | M/A | % | M/A | % | M/A | % | M/A | % | OR | DR | TOT | | | | | | | |
| *14 | NOWITZKI Dirk | 36:05 | 7/20 | 35 | 4/13 | 31 | 3/7 | 43 | 7/7 | 100 | 1 | 16 | 17 | | 7 | | | 3 | 6 | 24 |
| 11 | ROLLER Pascal | 24:59 | 5/9 | 56 | 2/3 | 67 | 3/6 | 50 | | | | 4 | 4 | | 2 | | | 1 | 2 | 13 |
| *12 | KAMAN Christopher | 23:34 | 4/11 | 36 | 4/11 | 36 | | | 2/2 | 100 | 5 | 7 | 12 | | 1 | | 1 | 4 | 1 | 10 |
| *9 | HAMANN Steffen | 28:04 | 2/5 | 40 | 2/5 | 40 | | | 2/2 | 100 | | 2 | 2 | 2 | 2 | 2 | | 3 | 2 | 6 |
| 13 | FEMERLING Patrick (C) | 14:55 | 0/1 | 0 | 0/1 | 0 | | | 2/2 | 100 | 3 | 1 | 4 | | 1 | 1 | | 3 | 2 | 2 |
| 4 | OHLBRECHT Tim | | | | | | | | | | | | | | | | | | 0 | |
| 5 | ZWIENER Philip | | | | | | | | | | | | | | | | | | 0 | |
| 6 | SCHULTZE Sven | 15:57 | 0/5 | 0 | 0/1 | 0 | 0/4 | 0 | | | 1 | 2 | 3 | | 1 | 1 | | 2 | 1 | 0 |
| 7 | GARRETT Robert | 18:32 | 0/4 | 0 | 0/3 | 0 | 0/1 | 0 | | | | 1 | 1 | 2 | | 1 | | 2 | 0 | |
| *8 | WYSOCKI Konrad Christoph | 4:27 | 0/1 | 0 | | | 0/1 | 0 | | | 1 | 1 | 2 | | | | | | 0 | |
| *10 | GREENE Demond | 27:39 | 0/3 | 0 | 0/2 | 0 | 0/1 | 0 | | | 1 | | 1 | | 2 | | | 2 | 0 | |
| 15 | JAGLA Jan-Hendrik | 5:48 | 0/3 | 0 | 0/1 | 0 | 0/2 | 0 | | | | 1 | 1 | | | | | | 0 | |
| Team/Coach | | | | | | | | | | | | | | | | | | | | |
| Totals | | | 18/62 | 29 | 12/40 | 30 | 6/22 | 27 | 13/13 | 100 | 12 | 35 | 47 | 4 | 14 | 7 | 1 | 20 | 14 | 55 |
| Coach | BAUERMANN Dirk | | | | | | | | | | | | | | | | | | | |
| Assistant Coach | GNAD Hans-Jurgen KUCZMANN Achim | | | | | | | | | | | | | | | | | | | |

| | CHN | GER |
|-----------------------|-----|-----|
| Points from Turnovers | 10 | 7 |
| Points in the Paint | 20 | 18 |
| Second Chance Points | 4 | 9 |
| Fast Break Points | 2 | 4 |

| | CHN | GER |
|---------------------|--------------|--------------|
| Biggest Lead | 13 | 6 |
| Biggest Scoring Run | 10-0 (35-31) | 12-0 (25-31) |
| Lead Changes | 2 | |
| Times Tied | 1 | |

| Legend: | | |
|---------|---------------------|-----------------------|
| % | Shooting Percentage | (C) Captain |
| DR | Defensive Rebounds | FO Fouls On |
| PF | Fouls | PTS Points |
| TOT | Total Rebounds | * Starters |
| | | M/A Made/Attempts |
| | | Qx Quarter Time |
| | | AS Assists |
| | | MIN Minutes Played |
| | | ST Steals |
| | | BS Blocked Shots |
| | | OR Offensive Rebounds |
| | | TO Turnovers |



RESULTS

比赛成绩 / RÉSULTATS

ESP 82 vs 119 USA

Attendance: 11.083

Referee: BRAZUSKAS Romualdas (LTU)
Umpires: LAMONICA Luigi (ITA); AYLEN Michael (AUS)

Commissioner: HORGAN Fred (CAN)

| Scoring by 5 min intervals: | | Q1 | | Q2 | | Q3 | | Q4 | |
|-----------------------------|--|----|----|----|----|----|----|-----|-----|
| ESP | | 11 | 22 | 33 | 45 | 55 | 63 | 71 | 82 |
| USA | | 11 | 31 | 45 | 61 | 74 | 86 | 100 | 119 |

ESP - Spain

| No. | Name | MIN | Field Goals | | 2 Points | | 3 Points | | Free Throws | | Rebounds | | | AS | TO | ST | BS | PF | FO | PTS |
|-----------------|----------------------|-------|-------------|-------|----------|------|----------|-------|-------------|-----|----------|----|-----|----|----|----|----|----|----|-----|
| | | | M/A | % | M/A | % | M/A | % | M/A | % | OR | DR | TOT | | | | | | | |
| *9 | REYES Felipe | 20:02 | 9/12 | 75 | 9/12 | 75 | | | 1/1 | 100 | 5 | 3 | 8 | 1 | 3 | | | 2 | 6 | 19 |
| *4 | GASOL Pau | 32:05 | 5/8 | 63 | 5/7 | 71 | 0/1 | 0 | 3/3 | 100 | 3 | 3 | 6 | 2 | 5 | 1 | 2 | 3 | 5 | 13 |
| *5 | FERNANDEZ Rudy | 19:24 | 3/8 | 38 | 1/2 | 50 | 2/6 | 33 | | | 1 | 3 | 4 | 3 | 2 | 1 | | 2 | 2 | 8 |
| 6 | RUBIO Ricky | 18:13 | 1/4 | 25 | 0/3 | 0 | 1/1 | 100 | 5/6 | 83 | 1 | 2 | 3 | 3 | 4 | 3 | | 1 | 4 | 8 |
| 13 | GASOL Marc | 17:11 | 2/3 | 67 | 2/3 | 67 | | | 4/6 | 67 | | 3 | 3 | | 2 | | 1 | 5 | 5 | 8 |
| *14 | MUMBRU Alex | 22:42 | 3/3 | 100 | 1/1 | 100 | 2/2 | 100 | | | | 3 | 3 | 2 | 3 | | | 2 | | 8 |
| 12 | RODRIGUEZ Berni | 14:15 | 1/6 | 17 | 1/3 | 33 | 0/3 | 0 | 4/4 | 100 | 1 | | 1 | | 2 | 1 | | 3 | 2 | 6 |
| 7 | NAVARRO Juan Carlos | 18:36 | 2/10 | 20 | 2/5 | 40 | 0/5 | 0 | 1/2 | 50 | 2 | 1 | 3 | 1 | 2 | | | 1 | 5 | |
| *8 | CALDERON Jose Manuel | 21:34 | 1/9 | 11 | 1/5 | 20 | 0/4 | 0 | 2/2 | 100 | 1 | 3 | 4 | | 1 | | | 1 | 2 | 4 |
| 15 | GARBAJOSA Jorge | 10:14 | 1/4 | 25 | 0/1 | 0 | 1/3 | 33 | | | | 4 | 4 | | 3 | | | 1 | 3 | |
| 10 | JIMENEZ Carlos (C) | | | | | | | | | | | | | | | | | | 0 | |
| 11 | LOPEZ Raul | 5:44 | 0/4 | 0 | 0/1 | 0 | 0/3 | 0 | | | | | | | 1 | | | | 0 | |
| Team/Coach | | | | | | | | | | | | | | | | | | | | |
| Totals | | 28/71 | 39 | 22/43 | 51 | 6/28 | 21 | 20/24 | 83 | 14 | 25 | 39 | 12 | 28 | 6 | 3 | 19 | 28 | 82 | |
| Coach | GARCIA Aito | | | | | | | | | | | | | | | | | | | |
| Assistant Coach | COSTA Joaquin | | | | | | | | | | | | | | | | | | | |

USA - United States

| No. | Name | MIN | Field Goals | | 2 Points | | 3 Points | | Free Throws | | Rebounds | | | AS | TO | ST | BS | PF | FO | PTS |
|-----------------|---------------------------|-------|-------------|-------|----------|-------|----------|-------|-------------|-----|----------|----|-----|----|----|----|----|----|-----|-----|
| | | | M/A | % | M/A | % | M/A | % | M/A | % | OR | DR | TOT | | | | | | | |
| *6 | JAMES Lebron | 28:29 | 5/10 | 50 | 3/5 | 60 | 2/5 | 40 | 6/6 | 100 | | 5 | 5 | 8 | 4 | 4 | | 2 | 4 | 18 |
| 9 | WADE Dwyane | 18:46 | 8/12 | 67 | 8/11 | 73 | 0/1 | 0 | | | 2 | 4 | 6 | 1 | 3 | 2 | | 1 | | 16 |
| *15 | ANTHONY Carmelo | 16:24 | 6/8 | 75 | 2/2 | 100 | 4/6 | 67 | | | | 2 | 2 | | | 1 | | 4 | | 16 |
| 13 | PAUL Chris | 23:27 | 3/5 | 60 | 3/4 | 75 | 0/1 | 0 | 8/8 | 100 | 1 | 4 | 5 | 8 | 2 | 5 | | 2 | 5 | 14 |
| 7 | WILLIAMS Deron | 19:36 | 5/10 | 50 | 4/7 | 57 | 1/3 | 33 | | | | 2 | 2 | 3 | 1 | | | 5 | | 11 |
| *10 | BRYANT Kobe | 16:24 | 4/9 | 44 | 2/5 | 40 | 2/4 | 50 | 1/2 | 50 | | | | 1 | 4 | 1 | | 4 | 1 | 11 |
| *11 | HOWARD Dwight | 16:25 | 4/6 | 67 | 4/6 | 67 | | | 2/3 | 67 | 2 | 2 | 4 | | 1 | 1 | 1 | 4 | 3 | 10 |
| 14 | PRINCE Tayshaun | 13:25 | 3/5 | 60 | 0/1 | 0 | 3/4 | 75 | 1/2 | 50 | 1 | | 1 | 1 | | 1 | | 2 | 2 | 10 |
| 4 | BOOZER Carlos | 5:15 | 2/4 | 50 | 2/4 | 50 | | | 1/2 | 50 | 1 | 1 | 2 | | | | | 1 | 5 | |
| 8 | REDD Michael | 12:05 | 2/4 | 50 | 2/3 | 67 | 0/1 | 0 | 0/1 | 0 | 1 | | 1 | 1 | | | | 1 | 4 | |
| *5 | KIDD Jason (C) | 13:02 | 1/1 | 100 | 1/1 | 100 | | | | | | 1 | 1 | 1 | | 1 | 1 | 2 | 2 | |
| 12 | BOSH Chris | 16:42 | 1/2 | 50 | 1/2 | 50 | | | | | | 7 | 7 | | 1 | | 2 | 2 | 1 | 2 |
| Team/Coach | | | | | | | | | | | | | | | | | | | | |
| Totals | | 44/76 | 58 | 32/51 | 63 | 12/25 | 48 | 19/24 | 79 | 8 | 28 | 36 | 24 | 16 | 16 | 4 | 28 | 18 | 119 | |
| Coach | KRZYZEWSKI Mike | | | | | | | | | | | | | | | | | | | |
| Assistant Coach | BOEHEIM Jim D ANTONI Mike | | | | | | | | | | | | | | | | | | | |

| | ESP | USA |
|-----------------------|-----|-----|
| Points from Turnovers | 7 | 26 |
| Points in the Paint | 40 | 60 |
| Second Chance Points | 16 | 10 |
| Fast Break Points | | 32 |

| | ESP | USA |
|---------------------|-------------|---------------|
| Biggest Lead | 3 | 37 |
| Biggest Scoring Run | 6-0 (22-29) | 12-0 (71-104) |
| Lead Changes | 2 | |
| Times Tied | 4 | |

| Legend: | | | | | |
|---------|---------------------|-----|----------|-----|--------------------|
| % | Shooting Percentage | (C) | Captain | * | Starters |
| DR | Defensive Rebounds | FO | Fouls On | M/A | Made/Attempts |
| PF | Fouls | PTS | Points | Qx | Quarter Time |
| TOT | Total Rebounds | | | AS | Assists |
| | | | | MIN | Minutes Played |
| | | | | ST | Steals |
| | | | | BS | Blocked Shots |
| | | | | OR | Offensive Rebounds |
| | | | | TO | Turnovers |



RESULTS

比赛成绩 / RÉSULTATS

IRI 57 vs 91 CRO

Attendance: 11.083

Referee: JUNGEBRAND Carl (FIN)

Commissioner: TURAM Emir (TUR)

Umpires: AL-AMIRI Mohammad (KUW); MA Lijun (CHN)

| Scoring by 5 min intervals: | IRI | Q1 | | Q2 | | Q3 | | Q4 | |
|-----------------------------|-----|-----|----|----|----|----|----|----|----|
| | | CRO | 6 | 8 | 10 | 16 | 35 | 39 | 43 |
| | | 2 | 19 | 40 | 54 | 62 | 70 | 80 | 91 |

IRI - Iran

| No. | Name | MIN | Field Goals | | 2 Points | | 3 Points | | Free Throws | | Rebounds | | | AS | TO | ST | BS | PF | FO | PTS |
|-----------------|---------------------------|---------------|-------------|----|----------|-----|----------|----|-------------|----|----------|----|-----|----|----|----|----|----|----|-----|
| | | | M/A | % | M/A | % | M/A | % | M/A | % | OR | DR | TOT | | | | | | | |
| *14 | NIKKHAH Mohammadsamad (C) | 37:32 | 10/23 | 43 | 10/15 | 67 | 0/8 | 0 | 5/9 | 56 | | 5 | 5 | 1 | 3 | 3 | 1 | 3 | 7 | 25 |
| *15 | EHADADI Hamed | 35:31 | 8/16 | 50 | 8/15 | 53 | 0/1 | 0 | 1/5 | 20 | 6 | 9 | 15 | 2 | 4 | | 3 | 2 | 8 | 17 |
| *10 | AFAGH ESLAMIEH Hamed | 29:40 | 3/10 | 30 | 0/1 | 0 | 3/9 | 33 | | | 1 | 1 | 2 | 1 | 1 | 1 | | | 1 | 9 |
| 11 | SOHRABNEJAD Hamed | 9:52 | 2/3 | 67 | 2/2 | 100 | 0/1 | 0 | | | 2 | | 2 | | | | | | | 4 |
| *12 | SAHAKIAN Oshin | 26:50 | 1/4 | 25 | 1/4 | 25 | | | | | | 2 | 2 | 1 | 1 | | | 3 | 2 | 2 |
| 4 | DORAGHI Ali | 1:10 | | | | | | | | | | | | | | | | | | 0 |
| 5 | AMINI Amir | 14:29 | 0/1 | 0 | | | 0/1 | 0 | | | | 4 | 4 | 1 | 1 | | | 1 | 1 | 0 |
| *6 | DAVARI Javad | 19:49 | 0/5 | 0 | 0/2 | 0 | 0/3 | 0 | | | 1 | | 1 | | 2 | | 2 | 2 | 0 | 0 |
| 7 | KAMRANY Mahdi | 7:26 | 0/3 | 0 | 0/1 | 0 | 0/2 | 0 | | | | | | 1 | | | | | | 0 |
| 8 | DAVARPANAH Saeid | 9:54 | | | | | | | | | | | | 1 | | | | | | 0 |
| 9 | ZANDI Iman | 4:28 | 0/2 | 0 | 0/1 | 0 | 0/1 | 0 | | | | | | | 1 | | | | | 0 |
| 13 | NABIPOOR Moosa | 3:19 | | | | | | | | | | | | | | | | 1 | | 0 |
| Team/Coach | | | | | | | | | | | | | | | | | | | | |
| Totals | | | 24/67 | 36 | 21/41 | 51 | 3/26 | 12 | 6/14 | 43 | 10 | 21 | 31 | 9 | 11 | 6 | 4 | 12 | 21 | 57 |
| Coach | | TOROMAN Rajko | | | | | | | | | | | | | | | | | | |
| Assistant Coach | | HATAMI Mehran | | | | | | | | | | | | | | | | | | |

CRO - Croatia

| No. | Name | MIN | Field Goals | | 2 Points | | 3 Points | | Free Throws | | Rebounds | | | AS | TO | ST | BS | PF | FO | PTS |
|-----------------|--------------------|---------------------------------|-------------|----|----------|----|----------|-----|-------------|-----|----------|----|-----|----|----|----|----|----|----|-----|
| | | | M/A | % | M/A | % | M/A | % | M/A | % | OR | DR | TOT | | | | | | | |
| *7 | ROZIC Marin | 30:15 | 6/8 | 75 | 4/5 | 80 | 2/3 | 67 | 2/2 | 100 | 1 | 5 | 6 | 2 | 1 | 1 | 1 | 2 | 3 | 16 |
| 9 | TOMAS Marko | 20:13 | 6/8 | 75 | 2/3 | 67 | 4/5 | 80 | | | 1 | 4 | 5 | 1 | 2 | | | 2 | | 16 |
| 8 | PRKACIN Nikola (C) | 15:18 | 7/8 | 88 | 7/8 | 88 | | | 1/1 | 100 | | 3 | 3 | | 1 | 1 | | 3 | 3 | 15 |
| 12 | RUDEZ Damjan | 18:42 | 5/8 | 63 | 2/5 | 40 | 3/3 | 100 | | | 1 | 3 | 4 | 1 | | | 1 | 2 | | 13 |
| 11 | NICEVIC Sandro | 12:43 | 4/5 | 80 | 4/5 | 80 | | | | | | 4 | 4 | 2 | 1 | | | 5 | 1 | 8 |
| 14 | LONCAR Kresimir | 24:44 | 4/9 | 44 | 4/8 | 50 | 0/1 | 0 | | | 2 | 5 | 7 | | 1 | | 1 | 4 | 2 | 8 |
| *13 | BANIC Marko | 15:20 | 3/6 | 50 | 3/6 | 50 | | | | | | | | | 1 | | | | | 6 |
| *4 | UKIC Roko-Leni | 26:08 | 2/6 | 33 | 2/4 | 50 | 0/2 | 0 | | | 1 | 5 | 6 | 8 | 1 | 2 | | 1 | 2 | 4 |
| *5 | KUS Davor | 30:35 | 1/8 | 13 | 0/5 | 0 | 1/3 | 33 | | | | 1 | 1 | 6 | 1 | | | 2 | 1 | 3 |
| *15 | BARAC Stanko | 6:02 | 1/4 | 25 | 1/4 | 25 | | | | | 2 | 5 | 7 | | 1 | | 1 | | | 2 |
| 6 | POPOVIC Marko | | | | | | | | | | | | | | | | | | | 0 |
| 10 | PLANINIC Zoran | | | | | | | | | | | | | | | | | | | 0 |
| Team/Coach | | | | | | | | | | | | | | | | | | | | |
| Totals | | | 39/70 | 56 | 29/53 | 55 | 10/17 | 59 | 3/3 | 100 | 8 | 35 | 43 | 20 | 10 | 4 | 4 | 21 | 12 | 91 |
| Coach | | REPESA Jasmin | | | | | | | | | | | | | | | | | | |
| Assistant Coach | | ANZULOVIC Drazen MILANOVIC Luka | | | | | | | | | | | | | | | | | | |

| | IRI | CRO |
|-----------------------|-----|-----|
| Points from Turnovers | 2 | 2 |
| Points in the Paint | 40 | 54 |
| Second Chance Points | 16 | 10 |
| Fast Break Points | 2 | 17 |

| | IRI | CRO |
|---------------------|-------------|-------------|
| Biggest Lead | 4 | 38 |
| Biggest Scoring Run | 9-0 (32-58) | 17-0 (6-19) |
| Lead Changes | 1 | |
| Times Tied | 2 | |

| Legend: | | | | | | | | | |
|---------|---------------------|-----|----------|-----|---------------|-----|----------------|----|--------------------|
| % | Shooting Percentage | (C) | Captain | * | Starters | AS | Assists | BS | Blocked Shots |
| DR | Defensive Rebounds | FO | Fouls On | M/A | Made/Attempts | MIN | Minutes Played | OR | Offensive Rebounds |
| PF | Fouls | PTS | Points | Qx | Quarter Time | ST | Steals | TO | Turnovers |
| TOT | Total Rebounds | | | | | | | | |



OLYMPIC BASKETBALL GYMNASIUM
北京奥林匹克篮球馆
GYMNASE OLYMPIQUE DE BEIJING

BASKETBALL
篮球 / BASKETBALL

MEN
男子项目 / HOMMES

MON 星期一 LUN
18 AUG 2008
11:15

PRELIMINARY ROUND GROUP A - GAME 56
预赛A组 - 第56场 / TOUR PRÉLIMINAIRE GROUPE A - MATCH 56



RESULTS

比赛成绩 / RÉSULTATS

AUS 106 vs 75 LTU

Attendance: 11.083

Referee: PITSILKAS Nikolaos (GRE)

Commissioner: GARCIA Anibal (PUR)

Umpires: CARRION Jose (PUR); YANG Maogong (CHN)

| Scoring by 5 min intervals: | | AUS | | LTU | | Q1 | Q2 | Q3 | Q4 |
|-----------------------------|--|-----|----|-----|----|----|----|----|-----|
| | | 14 | 28 | 8 | 14 | 39 | 55 | 68 | 75 |
| | | | | | | 27 | 29 | 39 | 51 |
| | | | | | | | | 97 | 106 |
| | | | | | | | | 62 | 75 |

AUS - Australia

| No. | Name | MIN | Field Goals | | 2 Points | | 3 Points | | Free Throws | | Rebounds | | | AS | TO | ST | BS | PF | FO | PTS |
|-----------------|------------------|-------|-------------|----|----------|-----|----------|-----|-------------|-----|---------------|----|-----|----|----|----|----|----|----|-----|
| | | | M/A | % | M/A | % | M/A | % | M/A | % | OR | DR | TOT | | | | | | | |
| *6 | BOGUT Andrew | 16:14 | 10/12 | 83 | 7/9 | 78 | 3/3 | 100 | | | 1 | | 1 | 1 | 2 | 1 | | 2 | 2 | 23 |
| *8 | NEWLEY Brad | 20:48 | 6/7 | 86 | 3/4 | 75 | 3/3 | 100 | 1/1 | 100 | | 2 | 2 | 3 | 2 | 1 | | 1 | 1 | 16 |
| 4 | ANSTEY Chris | 17:57 | 4/5 | 80 | 1/2 | 50 | 3/3 | 100 | 2/2 | 100 | 1 | 1 | 2 | 4 | 1 | 1 | 1 | 3 | 2 | 13 |
| 5 | MILLS Patrick | 17:28 | 4/8 | 50 | 3/4 | 75 | 1/4 | 25 | 4/4 | 100 | 1 | 3 | 4 | 3 | 2 | 2 | | | 7 | 13 |
| *10 | BARLOW David | 22:31 | 3/6 | 50 | 1/3 | 33 | 2/3 | 67 | 2/2 | 100 | | 3 | 3 | | 5 | 1 | 1 | 3 | 1 | 10 |
| 12 | SAVILLE Glen | 13:00 | 3/5 | 60 | 1/2 | 50 | 2/3 | 67 | 2/2 | 100 | 1 | 1 | 2 | 2 | | 2 | | 2 | 1 | 10 |
| 11 | WORTHINGTON Mark | 18:26 | 3/4 | 75 | 2/2 | 100 | 1/2 | 50 | 0/2 | 0 | | 3 | 3 | 3 | | 1 | | 1 | 1 | 7 |
| 15 | REDHAGE Shawn | 9:45 | 0/4 | 0 | 0/4 | 0 | | | 5/6 | 83 | 2 | | 2 | | 2 | 1 | | 3 | 3 | 5 |
| *9 | BRUTON CJ | 17:39 | 1/3 | 33 | | | 1/3 | 33 | | | | 1 | 1 | 3 | | 2 | | 1 | 2 | 3 |
| 7 | INGLES Joe | 13:15 | 0/1 | 0 | | | 0/1 | 0 | 2/2 | 100 | | | | | 1 | | | 3 | 1 | 2 |
| 13 | ANDERSEN David | 17:14 | 0/2 | 0 | 0/2 | 0 | | | 2/2 | 100 | | 1 | 1 | | 1 | 1 | | 2 | 1 | 2 |
| *14 | NIELSEN Matt | 15:43 | 1/4 | 25 | 1/4 | 25 | | | | | 1 | 2 | 3 | 2 | | | | | 1 | 2 |
| Team/Coach | | | | | | | | | | | | | | | | | | | | |
| Totals | | | 35/61 | 57 | 19/36 | 53 | 16/25 | 64 | 20/23 | 87 | 7 | 17 | 24 | 21 | 16 | 13 | 2 | 21 | 23 | 106 |
| Coach | GOORJIAN Brian | | | | | | | | | | | | | | | | | | | |
| Assistant Coach | JOYCE Brendan | | | | | | | | | | McLEOD Gordon | | | | | | | | | |

LTU - Lithuania

| No. | Name | MIN | Field Goals | | 2 Points | | 3 Points | | Free Throws | | Rebounds | | | AS | TO | ST | BS | PF | FO | PTS |
|-----------------|------------------------|-------|-------------|----|----------|-----|----------|----|-------------|-----|--------------------|----|-----|----|----|----|----|----|----|-----|
| | | | M/A | % | M/A | % | M/A | % | M/A | % | OR | DR | TOT | | | | | | | |
| *12 | LAVRINOVIC Ksistof | 22:17 | 4/8 | 50 | 4/7 | 57 | 0/1 | 0 | 6/6 | 100 | 4 | 4 | 8 | 3 | 3 | | | 1 | 4 | 14 |
| *4 | KAUKENAS Rimantas | 29:47 | 5/9 | 56 | 4/6 | 67 | 1/3 | 33 | 1/2 | 50 | 1 | 1 | 2 | 1 | 3 | | | 4 | 2 | 12 |
| 11 | KLEIZA Linas | 17:16 | 4/9 | 44 | 3/4 | 75 | 1/5 | 20 | 3/3 | 100 | | 5 | 5 | | 3 | 1 | | 3 | 2 | 12 |
| *8 | SISKAUSKAS Ramunas (C) | 18:16 | 3/4 | 75 | 1/1 | 100 | 2/3 | 67 | 2/2 | 100 | | 1 | 1 | 1 | 2 | | | 1 | 3 | 10 |
| 5 | LUKAUSKIS Mindaugas | 19:31 | 2/3 | 67 | 1/1 | 100 | 1/2 | 50 | 1/2 | 50 | | 3 | 3 | | | 2 | | 2 | 3 | 6 |
| 10 | JASAITIS Simas | 15:07 | 2/3 | 67 | | | 2/3 | 67 | | | | 2 | 2 | | 2 | 1 | | 2 | 1 | 6 |
| 7 | LAVRINOVIC Darjus | 12:33 | 2/3 | 67 | 2/2 | 100 | 0/1 | 0 | 1/1 | 100 | 1 | | 1 | | 1 | | 2 | 4 | 2 | 5 |
| 6 | MACIULIS Jonas | 12:47 | 1/3 | 33 | 1/1 | 100 | 0/2 | 0 | 2/2 | 100 | | 2 | 2 | 1 | 2 | 1 | | 1 | 1 | 4 |
| *15 | JAVTOKAS Robertas | 16:15 | 1/3 | 33 | 1/3 | 33 | | | 2/2 | 100 | | 2 | 2 | | 1 | 1 | | 1 | 1 | 4 |
| *13 | JASIKEVICIUS Sarunas | 20:16 | 1/5 | 20 | 1/3 | 33 | 0/2 | 0 | | | | | | 5 | 5 | | | 2 | 1 | 2 |
| 9 | PREKEVICIUS Marius | 7:03 | 0/2 | 0 | | | 0/2 | 0 | | | | | | 1 | 2 | | | | | 0 |
| 14 | PETRAVICIUS Marijonas | 8:52 | | | | | | | | | | | | 1 | 1 | | | 3 | 1 | 0 |
| Team/Coach | | | | | | | | | | | | | | | | | | | | |
| Totals | | | 25/52 | 48 | 18/28 | 64 | 7/24 | 29 | 18/20 | 90 | 6 | 20 | 26 | 12 | 25 | 6 | 2 | 24 | 21 | 75 |
| Coach | BUTAUTAS Ramunas | | | | | | | | | | | | | | | | | | | |
| Assistant Coach | KURTINAITIS Rimas | | | | | | | | | | KUNCAITIS Robertas | | | | | | | | | |

| | AUS | LTU |
|-----------------------|-----|-----|
| Points from Turnovers | 9 | 2 |
| Points in the Paint | 38 | 34 |
| Second Chance Points | 10 | 10 |
| Fast Break Points | 11 | 2 |

| | AUS | LTU |
|---------------------|--------------|-------------|
| Biggest Lead | 38 | 2 |
| Biggest Scoring Run | 19-0 (52-27) | 7-0 (30-21) |
| Lead Changes | 2 | |
| Times Tied | 3 | |

| Legend: | | |
|---------|---------------------|-----------------------|
| % | Shooting Percentage | (C) Captain |
| DR | Defensive Rebounds | FO Fouls On |
| PF | Fouls | PTS Points |
| TOT | Total Rebounds | |
| * | Starters | AS Assists |
| M/A | Made/Attempts | MIN Minutes Played |
| Qx | Quarter Time | ST Steals |
| | | BS Blocked Shots |
| | | OR Offensive Rebounds |
| | | TO Turnovers |



OLYMPIC BASKETBALL GYMNASIUM
北京奥林匹克篮球馆
GYMNASE OLYMPIQUE DE BEIJING

BASKETBALL
篮球 / BASKETBALL

MEN
男子项目 / HOMMES

MON 星期一 LUN
18 AUG 2008
14:30

PRELIMINARY ROUND GROUP B - GAME 57
预赛B组 - 第57场 / TOUR PRÉLIMINAIRE GROUPE B - MATCH 57



RESULTS

比赛成绩 / RÉSULTATS

GRE 91 vs 77 CHN

Attendance: 11.083

Referee: MARANHO Cristiano (BRA)

Commissioner: HORGAN Fred (CAN)

Umpires: LAMONICA Luigi (ITA); BUTLER Scott (AUS)

| Scoring by 5 min intervals: | GRE | Q1 | | Q2 | | Q3 | | Q4 | |
|-----------------------------|-----|-----|----|----|----|----|----|----|----|
| | | CHN | 12 | 27 | 38 | 46 | 56 | 69 | 77 |
| | | 7 | 15 | 19 | 24 | 37 | 54 | 65 | 77 |

GRE - Greece

| No. | Name | MIN | Field Goals | | 2 Points | | 3 Points | | Free Throws | | Rebounds | | | AS | TO | ST | BS | PF | FO | PTS |
|-----------------|--------------------------|---|-------------|----|----------|-----|----------|----|-------------|-----|----------|----|-----|----|----|----|----|----|----|-----|
| | | | M/A | % | M/A | % | M/A | % | M/A | % | OR | DR | TOT | | | | | | | |
| 5 | BOUROUSIS Ioannis | 23:53 | 7/11 | 64 | 6/9 | 67 | 1/2 | 50 | 4/4 | 100 | 5 | 4 | 9 | | 1 | 1 | | | 2 | 19 |
| *7 | SPANOULIS Vasileios | 25:38 | 8/10 | 80 | 7/8 | 88 | 1/2 | 50 | 2/4 | 50 | | | | 5 | 1 | 3 | | 2 | 3 | 19 |
| *9 | FOTSIS Antonios | 28:37 | 7/10 | 70 | 4/4 | 100 | 3/6 | 50 | | | 2 | 2 | 4 | 3 | | | | | 1 | 17 |
| 6 | ZISIS Nikolaos | 15:50 | 4/7 | 57 | 4/6 | 67 | 0/1 | 0 | 0/2 | 0 | 1 | 3 | 4 | 2 | | | | | 2 | 8 |
| 14 | SCHORTSANITIS Sofoklis | 9:03 | 3/6 | 50 | 3/6 | 50 | | | 2/5 | 40 | 1 | 1 | 2 | | 3 | | | 1 | 3 | 8 |
| 4 | PAPALOUKAS Theodoros (C) | 23:43 | 2/6 | 33 | 2/4 | 50 | 0/2 | 0 | 2/3 | 67 | | 3 | 3 | 5 | 1 | | | 1 | 2 | 6 |
| *11 | GLYNIADAKIS Andreas | 5:32 | 2/4 | 50 | 2/4 | 50 | | | 2/2 | 100 | 1 | | 1 | | | | | 3 | 1 | 6 |
| *13 | DIAMANTIDIS Dimitrios | 29:05 | 2/5 | 40 | 1/1 | 100 | 1/4 | 25 | | | 1 | 3 | 4 | 3 | 1 | 3 | 1 | 1 | 1 | 5 |
| *8 | VASILOPOULOS Panagiotis | 22:56 | 1/5 | 20 | 0/1 | 0 | 1/4 | 25 | | | 1 | 4 | 5 | 1 | | | 1 | 2 | 1 | 3 |
| 10 | PRINTEZIS Georgios | 0:30 | | | | | | | | | | | | | | | | | | 0 |
| 12 | TSARTSARIS Konstantinos | 7:22 | 0/1 | 0 | | | 0/1 | 0 | | | | | | | 1 | | 1 | 2 | | 0 |
| 15 | PELEKANOS Michail | 7:51 | 0/1 | 0 | 0/1 | 0 | | | | | 2 | 2 | 4 | | | | | 2 | | 0 |
| Team/Coach | | | | | | | | | | | | | | | | | | | | |
| Totals | | | 36/66 | 55 | 29/44 | 66 | 7/22 | 32 | 12/20 | 60 | 14 | 22 | 36 | 19 | 8 | 7 | 3 | 14 | 16 | 91 |
| Coach | | GIANNAKIS Panagiotis | | | | | | | | | | | | | | | | | | |
| Assistant Coach | | KAKIOUSIS Eleftherios LINARDOS Nikolaos | | | | | | | | | | | | | | | | | | |

CHN - China

| No. | Name | MIN | Field Goals | | 2 Points | | 3 Points | | Free Throws | | Rebounds | | | AS | TO | ST | BS | PF | FO | PTS |
|-----------------|----------------|----------------------------------|-------------|----|----------|-----|----------|-----|-------------|-----|----------|----|-----|----|----|----|----|----|----|-----|
| | | | M/A | % | M/A | % | M/A | % | M/A | % | OR | DR | TOT | | | | | | | |
| *13 | YAO Ming | 18:16 | 5/8 | 63 | 5/6 | 83 | 0/2 | 0 | 6/8 | 75 | 3 | 2 | 5 | | 2 | | | 1 | 6 | 16 |
| 14 | WANG Zhizhi | 25:02 | 5/11 | 45 | 3/6 | 50 | 2/5 | 40 | 2/2 | 100 | 2 | 6 | 8 | 1 | 3 | | 1 | 2 | 1 | 14 |
| 7 | WANG Shipeng | 21:12 | 5/8 | 63 | 4/6 | 67 | 1/2 | 50 | | | | 1 | 1 | 2 | 2 | | | 4 | | 11 |
| *11 | YI Jianlian | 23:49 | 4/5 | 80 | 3/4 | 75 | 1/1 | 100 | 2/2 | 100 | 1 | 1 | 2 | | 1 | 1 | 1 | | 1 | 11 |
| *9 | SUN Yue | 29:53 | 3/7 | 43 | 2/4 | 50 | 1/3 | 33 | 2/3 | 67 | 1 | 1 | 2 | 6 | 2 | 2 | 1 | 1 | 1 | 9 |
| 10 | LI Nan | 23:58 | 2/5 | 40 | | | 2/5 | 40 | | | 1 | 2 | 3 | | 1 | | | 3 | | 6 |
| 6 | ZHANG Qingpeng | 17:58 | 2/4 | 50 | 1/1 | 100 | 1/3 | 33 | | | | 1 | 1 | 1 | 1 | | | 2 | 2 | 5 |
| *8 | ZHU Fangyu | 11:45 | 1/3 | 33 | | | 1/3 | 33 | | | | 1 | 1 | | | 1 | | | | 3 |
| 15 | DU Feng | 12:53 | 1/5 | 20 | 1/1 | 100 | 0/4 | 0 | | | | 3 | 3 | 1 | | | | 2 | | 2 |
| 4 | CHEN Jianghua | 0:23 | | | | | | | | | | | | | | | | | | 0 |
| *5 | LIU Wei (C) | 7:42 | 0/1 | 0 | | | 0/1 | 0 | | | 1 | 1 | 2 | | | | | 1 | 1 | 0 |
| 12 | WANG Lei | 7:09 | 0/2 | 0 | 0/1 | 0 | 0/1 | 0 | | | | 1 | 1 | | 1 | | | | 1 | 0 |
| Team/Coach | | | | | | | | | | | | | | | | | | | | |
| Totals | | | 28/59 | 47 | 19/29 | 66 | 9/30 | 30 | 12/15 | 80 | 9 | 20 | 29 | 11 | 12 | 5 | 3 | 17 | 13 | 77 |
| Coach | | KAZLAUSKAS Jonas | | | | | | | | | | | | | | | | | | |
| Assistant Coach | | GUO Shiqiang NELSON Donn Charles | | | | | | | | | | | | | | | | | | |

| | GRE | CHN |
|-----------------------|-----|-----|
| Points from Turnovers | 6 | 5 |
| Points in the Paint | 52 | 24 |
| Second Chance Points | 11 | 4 |
| Fast Break Points | 12 | |

| | GRE | CHN |
|---------------------|--------------|-------------|
| Biggest Lead | 24 | 0 |
| Biggest Scoring Run | 10-0 (27-13) | 6-0 (75-65) |
| Lead Changes | 0 | |
| Times Tied | 0 | |

| Legend: | | | |
|---------|---------------------|-----|----------|
| % | Shooting Percentage | (C) | Captain |
| DR | Defensive Rebounds | FO | Fouls On |
| PF | Fouls | PTS | Points |
| TOT | Total Rebounds | | |
| * | Starters | | |
| M/A | Made/Attempts | | |
| Qx | Quarter Time | | |
| AS | Assists | | |
| MIN | Minutes Played | | |
| ST | Steals | | |
| BS | Blocked Shots | | |
| OR | Offensive Rebounds | | |
| TO | Turnovers | | |



OLYMPIC BASKETBALL GYMNASIUM
北京奥林匹克篮球馆
GYMNASE OLYMPIQUE DE BEIJING

MON 星期一 LUN
18 AUG 2008
16:45

BASKETBALL
篮球 / BASKETBALL

MEN
男子项目 / HOMMES

PRELIMINARY ROUND GROUP B - GAME 58
预赛B组 - 第58场 / TOUR PRÉLIMINAIRE GROUPE B - MATCH 58



RESULTS

比赛成绩 / RÉSULTATS

ANG 50 vs 98 ESP

Attendance: 11.083

Referee: RUSH Eddie (USA)

Commissioner: LEE Kak-Kuan (MAS)

Umpires: AYLEN Michael (AUS); MUHIMUA Abreu (MOZ)

| Scoring by 5 min intervals: | ANG | Q1 | | Q2 | | Q3 | | Q4 | |
|-----------------------------|-----|-----|----|----|----|----|----|----|----|
| | | ESP | 7 | 23 | 25 | 30 | 37 | 41 | 48 |
| | | 9 | 15 | 20 | 40 | 57 | 71 | 85 | 98 |

ANG - Angola

| No. | Name | MIN | Field Goals | | 2 Points | | 3 Points | | Free Throws | | Rebounds | | | AS | TO | ST | BS | PF | FO | PTS |
|-----------------|--------------------|---|-------------|-----|----------|-----|----------|----|-------------|-----|----------|----|-----|----|----|----|----|----|----|-----|
| | | | M/A | % | M/A | % | M/A | % | M/A | % | OR | DR | TOT | | | | | | | |
| *15 | MINGAS Eduardo | 36:05 | 4/9 | 44 | 3/6 | 50 | 1/3 | 33 | 1/2 | 50 | | 5 | 5 | 1 | 4 | 1 | | 3 | 3 | 10 |
| 6 | MORAIS Carlos | 29:19 | 2/10 | 20 | 2/5 | 40 | 0/5 | 0 | 4/5 | 80 | | 4 | 4 | | 5 | 1 | | 2 | 4 | 8 |
| *9 | JERONIMO Vladimir | 21:45 | 3/7 | 43 | 1/3 | 33 | 2/4 | 50 | | | 1 | 1 | 2 | 2 | 4 | | | 5 | | 8 |
| *5 | COSTA Armando | 33:06 | 3/10 | 30 | 2/6 | 33 | 1/4 | 25 | | | 2 | | 2 | 5 | 3 | 2 | | 4 | 2 | 7 |
| 11 | AMBROSIO Felizardo | 31:02 | 2/5 | 40 | 2/3 | 67 | 0/2 | 0 | 3/5 | 60 | 1 | 4 | 5 | | | | | 3 | 4 | 7 |
| *10 | GOMES Joaquim | 22:53 | 2/2 | 100 | 2/2 | 100 | | | 2/2 | 100 | 1 | 3 | 4 | | 3 | | | 2 | 2 | 6 |
| 7 | BARROS Milton | 3:02 | 1/1 | 100 | 1/1 | 100 | | | | | | | | | 2 | | | | | 2 |
| *8 | COSTA Luis | 16:25 | 1/4 | 25 | 1/4 | 25 | | | | | | 1 | 1 | 1 | 3 | 2 | | 1 | | 2 |
| 4 | CIPRIANO Olimpio | | | | | | | | | | | | | | | | | | | 0 |
| 12 | MOUSSA Abdel | | | | | | | | | | | | | | | | | | | 0 |
| 13 | ALMEIDA Carlos (C) | | | | | | | | | | | | | | | | | | | 0 |
| 14 | PAULO Leonel | 6:23 | 0/1 | 0 | | | 0/1 | 0 | | | | 1 | 1 | 1 | 1 | | | 1 | | 0 |
| Team/Coach | | | | | | | | | | | | | | | | | | | | |
| Totals | | | 18/49 | 37 | 14/30 | 47 | 4/19 | 21 | 10/14 | 71 | 5 | 19 | 24 | 10 | 25 | 6 | | 21 | 15 | 50 |
| Coach | | CARVALHO Alberto | | | | | | | | | | | | | | | | | | |
| Assistant Coach | | MOREIRA Anibal de Jesus BARROS Artur Casimiro | | | | | | | | | | | | | | | | | | |

ESP - Spain

| No. | Name | MIN | Field Goals | | 2 Points | | 3 Points | | Free Throws | | Rebounds | | | AS | TO | ST | BS | PF | FO | PTS |
|-----------------|----------------------|---------------|-------------|-----|----------|-----|----------|----|-------------|-----|----------|----|-----|----|----|----|----|----|----|-----|
| | | | M/A | % | M/A | % | M/A | % | M/A | % | OR | DR | TOT | | | | | | | |
| *4 | GASOL Pau | 23:45 | 13/14 | 93 | 13/14 | 93 | | | 5/10 | 50 | 2 | 7 | 9 | 2 | 4 | 1 | | 2 | 6 | 31 |
| *7 | NAVARRO Juan Carlos | 22:05 | 5/16 | 31 | 3/8 | 38 | 2/8 | 25 | | | | 1 | 1 | 2 | 1 | 1 | | 2 | 1 | 12 |
| 12 | RODRIGUEZ Berni | 21:00 | 4/5 | 80 | 3/3 | 100 | 1/2 | 50 | 2/2 | 100 | 1 | 2 | 3 | 5 | | | | 1 | 1 | 11 |
| *15 | GARBAJOSA Jorge | 24:57 | 4/11 | 36 | 3/5 | 60 | 1/6 | 17 | 1/2 | 50 | 4 | 4 | 8 | | 1 | 4 | | 1 | 2 | 10 |
| 5 | FERNANDEZ Rudy | 14:24 | 3/5 | 60 | 2/2 | 100 | 1/3 | 33 | 2/2 | 100 | 2 | 2 | 4 | 2 | | | | 3 | 3 | 9 |
| 14 | MUMBRU Alex | 17:28 | 2/4 | 50 | 0/1 | 0 | 2/3 | 67 | 2/2 | 100 | 1 | 1 | 2 | 2 | 2 | 4 | | 2 | 2 | 8 |
| 11 | LOPEZ Raul | 12:48 | 2/3 | 67 | 1/1 | 100 | 1/2 | 50 | 2/2 | 100 | 2 | 2 | 4 | 2 | | | | | 2 | 7 |
| 9 | REYES Felipe | 16:15 | 3/7 | 43 | 3/7 | 43 | | | | | 4 | 2 | 6 | | 1 | 1 | | 2 | 2 | 6 |
| *6 | RUBIO Ricky | 13:26 | 1/1 | 100 | 1/1 | 100 | | | | | 1 | | 1 | 5 | | 3 | | | | 2 |
| *10 | JIMENEZ Carlos (C) | 20:06 | 1/3 | 33 | 1/3 | 33 | | | | | | 7 | 7 | | | 2 | | 1 | 2 | 2 |
| 8 | CALDERON Jose Manuel | 13:46 | 0/4 | 0 | | | 0/4 | 0 | | | | | | 3 | | 1 | | 1 | | 0 |
| 13 | GASOL Marc | | | | | | | | | | | | | | | | | | | 0 |
| Team/Coach | | | | | | | | | | | | | | | | | | | | |
| Totals | | | 38/73 | 52 | 30/45 | 67 | 8/28 | 29 | 14/20 | 70 | 17 | 28 | 45 | 23 | 9 | 17 | | 15 | 21 | 98 |
| Coach | | GARCIA Aito | | | | | | | | | | | | | | | | | | |
| Assistant Coach | | COSTA Joaquin | | | | | | | | | | | | | | | | | | |

| | ANG | ESP |
|-----------------------|-----|-----|
| Points from Turnovers | 8 | 21 |
| Points in the Paint | 18 | 52 |
| Second Chance Points | 2 | 20 |
| Fast Break Points | 4 | 17 |

| | ANG | ESP |
|---------------------|-------------|--------------|
| Biggest Lead | 10 | 48 |
| Biggest Scoring Run | 9-0 (16-12) | 17-0 (25-32) |
| Lead Changes | 4 | |
| Times Tied | 2 | |

| Legend: | | |
|---------|---------------------|-----------------------|
| % | Shooting Percentage | (C) Captain |
| DR | Defensive Rebounds | FO Fouls On |
| PF | Fouls | PTS Points |
| TOT | Total Rebounds | |
| * | Starters | AS Assists |
| M/A | Made/Attempts | MIN Minutes Played |
| Qx | Quarter Time | ST Steals |
| | | BS Blocked Shots |
| | | OR Offensive Rebounds |
| | | TO Turnovers |



OLYMPIC BASKETBALL GYMNASIUM
北京奥林匹克篮球馆
GYMNASE OLYMPIQUE DE BEIJING

BASKETBALL
篮球 / BASKETBALL

MEN
男子项目 / HOMMES

MON 星期一 LUN
18 AUG 2008
20:00

PRELIMINARY ROUND GROUP B - GAME 59
预赛B组 - 第59场 / TOUR PRÉLIMINAIRE GROUPE B - MATCH 59



RESULTS

比赛成绩 / RÉSULTATS

USA 106 vs 57 GER

Attendance: 11.083

Referee: ARTEAGA Juan (ESP)

Commissioner: SUURKASK Valdu (EST)

Umpires: BELOSEVIC Ilija (SRB); JULIEN Chantal (FRA)

| Scoring by 5 min intervals: | | Q1 | | Q2 | | Q3 | | Q4 | |
|-----------------------------|--|----|----|----|----|----|----|----|-----|
| USA | | 14 | 31 | 45 | 53 | 70 | 83 | 94 | 106 |
| GER | | 3 | 12 | 19 | 29 | 39 | 46 | 53 | 57 |

USA - United States

| No. | Name | MIN | Field Goals | | 2 Points | | 3 Points | | Free Throws | | Rebounds | | | AS | TO | ST | BS | PF | FO | PTS |
|-----------------|-----------------|---------------------------|-------------|-----|----------|----|----------|-----|-------------|-----|----------|----|-----|----|----|----|----|----|----|-----|
| | | | M/A | % | M/A | % | M/A | % | M/A | % | OR | DR | TOT | | | | | | | |
| *11 | HOWARD Dwight | 19:07 | 9/10 | 90 | 9/10 | 90 | | | 4/9 | 44 | 2 | 8 | 10 | 2 | 2 | 2 | | 2 | 7 | 22 |
| *6 | JAMES Lebron | 18:13 | 7/10 | 70 | 3/5 | 60 | 4/5 | 80 | | | | 3 | 3 | | | 2 | | 2 | | 18 |
| *10 | BRYANT Kobe | 19:15 | 5/10 | 50 | 2/5 | 40 | 3/5 | 60 | | | | 2 | 2 | 2 | 2 | 1 | | 3 | 1 | 13 |
| 9 | WADE Dwyane | 17:03 | 4/6 | 67 | 4/5 | 80 | 0/1 | 0 | 2/4 | 50 | 2 | 2 | 4 | 1 | 2 | 1 | 1 | | 3 | 10 |
| 13 | PAUL Chris | 19:52 | 4/8 | 50 | 2/4 | 50 | 2/4 | 50 | | | 1 | 1 | 2 | 3 | | 2 | | | | 10 |
| 7 | WILLIAMS Deron | 19:04 | 3/6 | 50 | 2/4 | 50 | 1/2 | 50 | 2/2 | 100 | 2 | 2 | 4 | 5 | 1 | 2 | | 1 | 1 | 9 |
| 12 | BOSH Chris | 13:06 | 2/3 | 67 | 2/3 | 67 | | | 3/3 | 100 | 2 | 2 | 4 | 1 | | | | 1 | 2 | 7 |
| 4 | BOOZER Carlos | 9:01 | 3/4 | 75 | 3/4 | 75 | | | | | 3 | 3 | 6 | | 1 | 1 | | | | 6 |
| *15 | ANTHONY Carmelo | 13:52 | 2/7 | 29 | 2/4 | 50 | 0/3 | 0 | | | | 6 | 6 | 2 | | 2 | | 2 | | 4 |
| *5 | KIDD Jason (C) | 17:23 | 1/1 | 100 | | | 1/1 | 100 | | | 2 | 3 | 5 | 3 | 2 | | | 1 | | 3 |
| 8 | REDD Michael | 12:37 | 1/9 | 11 | 1/5 | 20 | 0/4 | 0 | | | 1 | | 1 | | 1 | 1 | | | | 2 |
| 14 | PRINCE Tayshaun | 21:27 | 1/3 | 33 | 1/2 | 50 | 0/1 | 0 | | | 2 | 4 | 6 | 1 | 2 | | 1 | 3 | | 2 |
| Team/Coach | | | | | | | | | | | | | | | | | | | | |
| Totals | | | 42/77 | 55 | 31/51 | 61 | 11/26 | 42 | 11/18 | 61 | 17 | 36 | 53 | 20 | 13 | 14 | 2 | 15 | 14 | 106 |
| Coach | | KRZYZEWSKI Mike | | | | | | | | | | | | | | | | | | |
| Assistant Coach | | BOEHEIM Jim D ANTONI Mike | | | | | | | | | | | | | | | | | | |

GER - Germany

| No. | Name | MIN | Field Goals | | 2 Points | | 3 Points | | Free Throws | | Rebounds | | | AS | TO | ST | BS | PF | FO | PTS |
|-----------------|---------------------------|---------------------------------|-------------|----|----------|-----|----------|----|-------------|-----|----------|----|-----|----|----|----|----|----|----|-----|
| | | | M/A | % | M/A | % | M/A | % | M/A | % | OR | DR | TOT | | | | | | | |
| *14 | NOWITZKI Dirk | 23:24 | 4/10 | 40 | 3/6 | 50 | 1/4 | 25 | 5/5 | 100 | 1 | 7 | 8 | 1 | 2 | | | 3 | 4 | 14 |
| 15 | JAGLA Jan-Hendrik | 17:18 | 4/10 | 40 | 2/4 | 50 | 2/6 | 33 | | | 1 | 5 | 6 | 2 | 3 | | 1 | 1 | | 10 |
| *6 | SCHULTZE Sven | 18:20 | 4/11 | 36 | 3/7 | 43 | 1/4 | 25 | | | 1 | | 1 | 1 | 2 | 1 | | 2 | | 9 |
| *10 | GREENE Demond | 17:41 | 2/8 | 25 | 1/3 | 33 | 1/5 | 20 | 1/2 | 50 | | 2 | 2 | 1 | | 1 | | 1 | | 6 |
| 12 | KAMAN Christopher | 17:00 | 3/9 | 33 | 3/9 | 33 | | | | | 4 | | 4 | | 4 | | | 2 | 2 | 6 |
| 8 | WY SOCKI Konrad Christoph | 13:39 | 2/5 | 40 | 1/2 | 50 | 1/3 | 33 | | | 3 | 2 | 5 | 1 | 1 | | 1 | 1 | | 5 |
| 11 | ROLLER Pascal | 18:27 | 1/5 | 20 | 0/1 | 0 | 1/4 | 25 | | | | | | 1 | 2 | | | 1 | 1 | 3 |
| 4 | OHLBRECHT Tim | 17:59 | 1/5 | 20 | 1/4 | 25 | 0/1 | 0 | | | 1 | 1 | 2 | | | | 1 | 2 | 1 | 2 |
| 5 | ZWIENER Philip | 19:01 | 1/3 | 33 | 1/1 | 100 | 0/2 | 0 | | | 2 | 2 | 1 | 2 | 1 | | | 1 | | 2 |
| 7 | GARRETT Robert | 4:12 | | | | | | | | | | | | | | | | | | 0 |
| *9 | HAMANN Steffen | 24:45 | 0/4 | 0 | 0/3 | 0 | 0/1 | 0 | 0/2 | 0 | 3 | 3 | 6 | 2 | 3 | 1 | | 3 | 2 | 0 |
| *13 | FEMERLING Patrick (C) | 8:14 | 0/3 | 0 | 0/3 | 0 | | | | | 1 | 1 | 2 | | | | | 1 | | 0 |
| Team/Coach | | | | | | | | | | | | | | | | | | | | |
| Totals | | | 22/73 | 30 | 15/43 | 35 | 7/30 | 23 | 6/9 | 67 | 15 | 23 | 38 | 9 | 18 | 6 | 3 | 14 | 15 | 57 |
| Coach | | BAUERMANN Dirk | | | | | | | | | | | | | | | | | | |
| Assistant Coach | | GNAD Hans-Jurgen KUCZMANN Achim | | | | | | | | | | | | | | | | | | |

| | USA | GER |
|-----------------------|-----|-----|
| Points from Turnovers | 18 | 5 |
| Points in the Paint | 62 | 26 |
| Second Chance Points | 17 | 11 |
| Fast Break Points | 6 | 6 |

| | USA | GER |
|---------------------|--------------|-------------|
| Biggest Lead | 49 | 0 |
| Biggest Scoring Run | 14-0 (39-12) | 8-0 (51-29) |
| Lead Changes | 0 | |
| Times Tied | 0 | |

| Legend: | | | |
|---------|---------------------|-----|--------------------|
| % | Shooting Percentage | (C) | Captain |
| DR | Defensive Rebounds | FO | Fouls On |
| PF | Fouls | PTS | Points |
| TOT | Total Rebounds | | |
| * | Starters | | |
| M/A | Made/Attempts | AS | Assists |
| Qx | Quarter Time | MIN | Minutes Played |
| | | ST | Steals |
| | | BS | Blocked Shots |
| | | OR | Offensive Rebounds |
| | | TO | Turnovers |



RESULTS

比赛成绩 / RÉSULTATS

ARG 91 vs 79 RUS

Attendance: 11.083

Referee: ZAVLANOS Nikolaos (GRE)

Commissioner: FONTANA Geraldo (BRA)

Umpires: SUDEK Petr (SVK); MERCEDES Reynaldo (DOM)

| Scoring by 5 min intervals: | ARG RUS | Q1 | | Q2 | | Q3 | | Q4 | |
|-----------------------------|------------|----|----|----|----|----|----|----|----|
| | | 10 | 27 | 39 | 45 | 61 | 72 | 80 | 91 |
| | | 10 | 16 | 26 | 39 | 50 | 64 | 75 | 79 |

ARG - Argentina

| No. | Name | MIN | Field Goals | | 2 Points | | 3 Points | | Free Throws | | Rebounds | | | AS | TO | ST | BS | PF | FO | PTS |
|-----------------|------------------------------------|----------------------------|-------------|----|----------|----|----------|-----|-------------|-----|----------|----|-----|----|----|----|----|----|----|-----|
| | | | M/A | % | M/A | % | M/A | % | M/A | % | OR | DR | TOT | | | | | | | |
| *4 | SCOLA Luis Alberto (C) | 40:00 | 12/16 | 75 | 12/16 | 75 | | | 13/17 | 76 | 2 | 6 | 8 | 3 | 2 | 1 | 2 | 2 | 11 | 37 |
| *13 | NOCIONI Andres Marcelo | 34:42 | 6/9 | 67 | 2/5 | 40 | 4/4 | 100 | 3/3 | 100 | 3 | 6 | 9 | 1 | 2 | 1 | 1 | 4 | 5 | 19 |
| *5 | GINOBILI Emanuel David | 21:47 | 5/10 | 50 | 3/6 | 50 | 2/4 | 50 | | | 1 | 1 | 4 | 3 | 3 | | | 3 | | 12 |
| *8 | PRIGIONI Pablo | 36:44 | 4/10 | 40 | 2/3 | 67 | 2/7 | 29 | 1/2 | 50 | | 2 | 2 | 10 | | 3 | | 2 | | 11 |
| 14 | GUTIERREZ LLANAS Juan Pedro | 20:09 | 1/3 | 33 | 1/3 | 33 | | | 3/4 | 75 | 3 | 1 | 4 | | 2 | 2 | | 2 | 4 | 5 |
| *6 | GONZALEZ Roman Javier | 19:51 | 2/3 | 67 | 2/3 | 67 | | | 0/1 | 0 | 1 | 1 | 2 | 2 | 2 | | | 4 | 2 | 4 |
| 10 | DELFINO Carlos Francisco | 14:05 | 1/5 | 20 | 0/1 | 0 | 1/4 | 25 | | | | 2 | 2 | 2 | | | | 1 | 1 | 3 |
| 7 | OBERTO Fabricio Raul Jesus | | | | | | | | | | | | | | | | | | | 0 |
| 9 | PORTA PERNIGOTTI Antonio Alejandro | 3:16 | 0/1 | 0 | 0/1 | 0 | | | | | | | | | | | | | | 0 |
| 11 | QUINTEROS Alfredo Paolo | 4:08 | | | | | | | | | | | | | 1 | | | | | 0 |
| 12 | GUTIERREZ Leonardo Martin | | | | | | | | | | | | | | | | | | | 0 |
| 15 | KAMMERICHS Guillermo Federico | 5:18 | | | | | | | | | | | | | 1 | | | | | 0 |
| Team/Coach | | | | | | | | | | | | | | | | | | | | |
| Totals | | | 31/57 | 54 | 22/38 | 58 | 9/19 | 47 | 20/27 | 74 | 9 | 19 | 28 | 22 | 13 | 10 | 3 | 18 | 23 | 91 |
| Coach | | HERNANDEZ Sergio Santos | | | | | | | | | | | | | | | | | | |
| Assistant Coach | | GARCIA Gonzalo LAMAS Julio | | | | | | | | | | | | | | | | | | |

RUS - Russian Fed.

| No. | Name | MIN | Field Goals | | 2 Points | | 3 Points | | Free Throws | | Rebounds | | | AS | TO | ST | BS | PF | FO | PTS |
|-----------------|----------------------|------------------------------|-------------|-----|----------|-----|----------|-----|-------------|-----|----------|----|-----|----|----|----|----|----|----|-----|
| | | | M/A | % | M/A | % | M/A | % | M/A | % | OR | DR | TOT | | | | | | | |
| *7 | KIRILENKO Andrey (C) | 37:09 | 8/19 | 42 | 6/13 | 46 | 2/6 | 33 | 5/6 | 83 | 3 | 6 | 9 | 3 | 4 | 2 | 1 | 1 | 5 | 23 |
| *5 | HOLDEN John-Robert | 40:00 | 7/16 | 44 | 5/10 | 50 | 2/6 | 33 | 3/4 | 75 | 1 | | 1 | 5 | 3 | 1 | | 2 | 3 | 19 |
| 4 | VORONTSEVICH Andrey | 19:56 | 4/5 | 80 | 2/2 | 100 | 2/3 | 67 | | | | 2 | 2 | 1 | 1 | 1 | | 3 | 2 | 10 |
| 6 | BYKOV Sergey | 12:55 | 3/3 | 100 | 2/2 | 100 | 1/1 | 100 | 3/3 | 100 | | | | | 4 | 2 | | | 3 | 10 |
| *14 | SAVRASENKO Aleksey | 19:52 | 3/5 | 60 | 3/5 | 60 | | | | | 1 | 3 | 4 | 1 | 3 | 1 | | 4 | 2 | 6 |
| *12 | MONYA Sergey | 20:02 | 2/5 | 40 | 2/3 | 67 | 0/2 | 0 | | | 4 | 2 | 6 | | | | | 3 | | 4 |
| 8 | MORGUNOV Nikita | 15:17 | 1/1 | 100 | 1/1 | 100 | | | | | | 2 | 2 | 1 | | | | 4 | 1 | 2 |
| 9 | SAMOYLENKO Petr | 4:20 | | | | | | | 2/2 | 100 | | 1 | 1 | | 1 | | | 1 | 1 | 2 |
| 15 | KEYRU Victor | 3:41 | 1/3 | 33 | 1/3 | 33 | | | | | | | | | | | | 1 | | 2 |
| *11 | PASHUTIN Zakhar | 24:08 | 0/3 | 0 | 0/1 | 0 | 0/2 | 0 | 1/2 | 50 | 1 | 3 | 4 | | | 1 | | 2 | 1 | 1 |
| 10 | KHRYAPA Viktor | | | | | | | | | | | | | | | | | | | 0 |
| 13 | FRIDZON Vitaliy | 2:40 | | | | | | | | | | | | | | | | 2 | | 0 |
| Team/Coach | | | | | | | | | | | | | | | | | | | | |
| Totals | | | 29/60 | 48 | 22/40 | 55 | 7/20 | 35 | 14/17 | 82 | 10 | 19 | 29 | 11 | 16 | 8 | 1 | 24 | 18 | 79 |
| Coach | | BLATT David Michael | | | | | | | | | | | | | | | | | | |
| Assistant Coach | | PASHUTIN Evgeniy GUTT Daniel | | | | | | | | | | | | | | | | | | |

| | ARG | RUS |
|-----------------------|-----|-----|
| Points from Turnovers | 17 | 7 |
| Points in the Paint | 30 | 36 |
| Second Chance Points | 4 | 10 |
| Fast Break Points | 6 | 5 |

| | ARG | RUS |
|---------------------|--------------|--------------|
| Biggest Lead | 16 | 2 |
| Biggest Scoring Run | 10-0 (59-44) | 10-0 (39-34) |
| Lead Changes | 2 | |
| Times Tied | 3 | |

| Legend: | | | |
|---------|---------------------|-----|--------------------|
| % | Shooting Percentage | (C) | Captain |
| DR | Defensive Rebounds | FO | Fouls On |
| PF | Fouls | PTS | Points |
| TOT | Total Rebounds | | |
| * | Starters | M/A | Made/Attempts |
| Qx | Quarter Time | MIN | Minutes Played |
| AS | Assists | ST | Steals |
| BS | Blocked Shots | OR | Offensive Rebounds |
| TO | Turnovers | | |



OLYMPIC BASKETBALL GYMNASIUM
北京奥林匹克篮球馆
GYMNASE OLYMPIQUE DE BEIJING

BASKETBALL
篮球 / BASKETBALL

MEN
男子项目 / HOMMES

WED 星期三 MER
20 AUG 2008
14:30

QUARTERFINAL - GAME 65
1/4决赛 - 第65场 / QUART DE FINALE - MATCH 65



RESULTS

比赛成绩 / RÉSULTATS

ESP 72 vs 59 CRO

Attendance: 11.083

Referee: ZAVLANOS Nikolaos (GRE)

Commissioner: FONTANA Geraldo (BRA)

Umpires: SUDEK Petr (SVK); LAMONICA Luigi (ITA)

| | | Q1 | | Q2 | | Q3 | | Q4 | |
|-----------------------------|------------|----|----|----|----|----|----|----|----|
| Scoring by 5 min intervals: | ESP | 10 | 22 | 30 | 37 | 47 | 51 | 63 | 72 |
| | CRO | 1 | 11 | 18 | 26 | 29 | 38 | 41 | 59 |

ESP - Spain

| No. | Name | MIN | Field Goals | | 2 Points | | 3 Points | | Free Throws | | Rebounds | | | AS | TO | ST | BS | PF | FO | PTS |
|-----------------|----------------------|-------|-------------|----|----------|-----|----------|-----|-------------|-----|----------|----|-----|----|----|----|----|----|----|-----|
| | | | M/A | % | M/A | % | M/A | % | M/A | % | OR | DR | TOT | | | | | | | |
| *4 | GASOL Pau | 26:09 | 8/11 | 73 | 8/11 | 73 | | | 4/6 | 67 | 3 | 7 | 10 | 2 | | 1 | 3 | 2 | 6 | 20 |
| 9 | REYES Felipe | 19:21 | 4/8 | 50 | 4/8 | 50 | | | 5/8 | 63 | 1 | 2 | 3 | | 1 | | | 1 | 5 | 13 |
| 8 | CALDERON Jose Manuel | 18:22 | 4/5 | 80 | 2/3 | 67 | 2/2 | 100 | | | | 1 | 1 | 2 | 1 | | | | | 10 |
| *5 | FERNANDEZ Rudy | 20:02 | 3/4 | 75 | 2/2 | 100 | 1/2 | 50 | 1/2 | 50 | | 1 | 1 | 1 | 3 | 1 | | 4 | 4 | 8 |
| *15 | GARBAJOSA Jorge | 20:39 | 3/6 | 50 | 1/1 | 100 | 2/5 | 40 | | | 1 | | 1 | 1 | 1 | | | 1 | 2 | 8 |
| 14 | MUMBRU Alex | 20:46 | 2/4 | 50 | 1/2 | 50 | 1/2 | 50 | 2/2 | 100 | | 1 | 1 | 1 | 1 | | | 2 | 3 | 7 |
| *6 | RUBIO Ricky | 17:03 | 1/3 | 33 | 1/2 | 50 | 0/1 | 0 | 1/2 | 50 | 3 | 3 | 6 | 1 | 3 | | | 2 | 1 | 3 |
| 13 | GASOL Marc | 13:51 | 1/3 | 33 | 1/3 | 33 | | | 1/2 | 50 | 1 | 5 | 6 | | 2 | | | 2 | 3 | 3 |
| 7 | NAVARRO Juan Carlos | 9:50 | 0/1 | 0 | | | 0/1 | 0 | | | | | | 1 | 1 | | | | | 0 |
| *10 | JIMENEZ Carlos (C) | 16:54 | 0/7 | 0 | 0/1 | 0 | 0/6 | 0 | | | 1 | 5 | 6 | | | 1 | | 3 | 1 | 0 |
| 11 | LOPEZ Raul | 4:35 | 0/1 | 0 | | | 0/1 | 0 | | | | | | | 2 | 1 | | 1 | | 0 |
| 12 | RODRIGUEZ Berni | 12:28 | | | | | | | | | 1 | | 1 | | 1 | | | 2 | | 0 |
| Team/Coach | | | | | | | | | | | | | | | | | | | | |
| Totals | | | 26/53 | 49 | 20/33 | 61 | 6/20 | 30 | 14/22 | 64 | 11 | 25 | 36 | 9 | 16 | 4 | 3 | 20 | 25 | 72 |
| Coach | GARCIA Aito | | | | | | | | | | | | | | | | | | | |
| Assistant Coach | COSTA Joaquin | | | | | | | | | | | | | | | | | | | |

CRO - Croatia

| No. | Name | MIN | Field Goals | | 2 Points | | 3 Points | | Free Throws | | Rebounds | | | AS | TO | ST | BS | PF | FO | PTS |
|-----------------|---------------------------------|-------|-------------|----|----------|-----|----------|-----|-------------|----|----------|----|-----|----|----|----|----|----|----|-----|
| | | | M/A | % | M/A | % | M/A | % | M/A | % | OR | DR | TOT | | | | | | | |
| *13 | BANIC Marko | 27:22 | 6/8 | 75 | 5/7 | 71 | 1/1 | 100 | 2/3 | 67 | 4 | 1 | 5 | 1 | 3 | 1 | 1 | 3 | 2 | 15 |
| 10 | PLANINIC Zoran | 26:57 | 3/9 | 33 | 1/6 | 17 | 2/3 | 67 | 4/6 | 67 | | 5 | 5 | | 3 | 1 | | 3 | 8 | 12 |
| *4 | UKIC Roko-Leni | 20:27 | 2/7 | 29 | 2/3 | 67 | 0/4 | 0 | 3/4 | 75 | | 2 | 2 | | 1 | 2 | | 2 | 7 | |
| 5 | KUS Davor | 31:00 | 1/7 | 14 | 0/2 | 0 | 1/5 | 20 | 4/5 | 80 | 2 | 1 | 3 | 2 | | 1 | | 3 | 2 | 7 |
| *9 | TOMAS Marko | 22:50 | 3/9 | 33 | 2/4 | 50 | 1/5 | 20 | | | | 3 | 3 | 1 | 3 | 2 | | 4 | 7 | |
| *7 | ROZIC Marin | 18:51 | 2/3 | 67 | 2/2 | 100 | 0/1 | 0 | | | | 2 | 2 | | 1 | 1 | | 5 | 1 | 4 |
| 14 | LONCAR Kresimir | 14:09 | 2/5 | 40 | 2/5 | 40 | | | | | 1 | 1 | 2 | | 1 | 1 | 1 | 3 | 3 | 4 |
| 11 | NICEVIC Sandro | 12:33 | 1/2 | 50 | 1/2 | 50 | | | | | 1 | 2 | 3 | 2 | 1 | 1 | 1 | 1 | 2 | |
| 8 | PRKACIN Nikola (C) | 23:35 | 0/3 | 0 | 0/3 | 0 | | | 1/2 | 50 | | 3 | 3 | 1 | 1 | 2 | | 3 | 2 | 1 |
| 6 | POPOVIC Marko | | | | | | | | | | | | | | | | | | | 0 |
| 12 | RUDEZ Damjan | | | | | | | | | | | | | | | | | | | 0 |
| *15 | BARAC Stanko | 2:16 | | | | | | | | | | 1 | 1 | | | | | | | 0 |
| Team/Coach | | | | | | | | | | | | | | | | | | | | |
| Totals | | | 20/53 | 38 | 15/34 | 44 | 5/19 | 26 | 14/20 | 70 | 8 | 21 | 29 | 7 | 14 | 12 | 3 | 25 | 20 | 59 |
| Coach | REPESA Jasmin | | | | | | | | | | | | | | | | | | | |
| Assistant Coach | ANZULOVIC Drazen MILANOVIC Luka | | | | | | | | | | | | | | | | | | | |

| | ESP | CRO |
|-----------------------|-----|-----|
| Points from Turnovers | 2 | 6 |
| Points in the Paint | 26 | 28 |
| Second Chance Points | 13 | 8 |
| Fast Break Points | 2 | 6 |

| | ESP | CRO |
|---------------------|--------------|--------------|
| Biggest Lead | 24 | 0 |
| Biggest Scoring Run | 12-0 (63-41) | 10-0 (72-59) |
| Lead Changes | 0 | |
| Times Tied | 0 | |

| Legend: | | | |
|---------|---------------------|-----|--------------------|
| % | Shooting Percentage | (C) | Captain |
| DR | Defensive Rebounds | FO | Fouls On |
| PF | Fouls | PTS | Points |
| TOT | Total Rebounds | | |
| * | Starters | M/A | Made/Attempts |
| Qx | Quarter Time | MIN | Minutes Played |
| AS | Assists | ST | Steals |
| BS | Blocked Shots | OR | Offensive Rebounds |
| | | TO | Turnovers |



OLYMPIC BASKETBALL GYMNASIUM
北京奥林匹克篮球馆
GYMNASE OLYMPIQUE DE BEIJING

WED 星期三 MER
20 AUG 2008
16:45

BASKETBALL
篮球 / BASKETBALL

MEN
男子项目 / HOMMES

QUARTERFINAL - GAME 66
1/4决赛 - 第66场 / QUART DE FINALE - MATCH 66



RESULTS

比赛成绩 / RÉSULTATS

LTU 94 vs 68 CHN

Attendance: 11.083

Referee: PITSILKAS Nikolaos (GRE)

Commissioner: GARCIA Anibal (PUR)

Umpires: RUSH Eddie (USA); AYLEN Michael (AUS)

| | | Q1 | | Q2 | | Q3 | | Q4 | |
|-----------------------------|------------|----|----|----|----|----|----|----|----|
| Scoring by 5 min intervals: | LTU | 12 | 19 | 27 | 41 | 52 | 70 | 84 | 94 |
| | CHN | 8 | 17 | 24 | 30 | 40 | 53 | 58 | 68 |

LTU - Lithuania

| No. | Name | MIN | Field Goals | | 2 Points | | 3 Points | | Free Throws | | Rebounds | | | AS | TO | ST | BS | PF | FO | PTS |
|-----------------|--------------------------------------|-------|-------------|-----|----------|-----|----------|----|-------------|-----|----------|----|-----|----|----|----|----|----|----|-----|
| | | | M/A | % | M/A | % | M/A | % | M/A | % | OR | DR | TOT | | | | | | | |
| *13 | JASIKEVICIUS Sarunas | 24:58 | 7/8 | 88 | 2/2 | 100 | 5/6 | 83 | 4/4 | 100 | 1 | 1 | 2 | 6 | 3 | 3 | | 3 | 3 | 23 |
| *8 | SISKAUSKAS Ramunas (C) | 26:58 | 4/12 | 33 | 1/5 | 20 | 3/7 | 43 | 4/4 | 100 | 1 | 4 | 5 | 2 | | 1 | | 3 | 6 | 15 |
| 11 | KLEIZA Linas | 17:57 | 4/9 | 44 | 2/5 | 40 | 2/4 | 50 | 5/5 | 100 | 3 | 4 | 7 | | 2 | 1 | 1 | 3 | 3 | 15 |
| 10 | JASAITIS Simas | 15:53 | 5/7 | 71 | 3/4 | 75 | 2/3 | 67 | | | 2 | 1 | 3 | | 1 | | | 1 | 1 | 12 |
| *4 | KAUKENAS Rimantas | 28:56 | 4/6 | 67 | 3/3 | 100 | 1/3 | 33 | | | 1 | | 1 | 1 | | 2 | | 3 | | 9 |
| 6 | MACIULIS Jonas | 3:25 | 3/3 | 100 | 3/3 | 100 | | | | | | | | 1 | 1 | | | | | 6 |
| *12 | LAVRINOVIC Ksistof | 22:42 | 3/9 | 33 | 3/4 | 75 | 0/5 | 0 | | | 1 | 4 | 5 | 2 | | 1 | 3 | 2 | | 6 |
| *15 | JAVTOKAS Robertas | 19:24 | 3/4 | 75 | 3/4 | 75 | | | | | | 5 | 5 | 1 | 1 | 1 | | 3 | 2 | 6 |
| 14 | PETRAVICIUS Marijonas | 14:51 | 1/1 | 100 | 1/1 | 100 | | | | | | 1 | 1 | | 1 | | | 4 | 1 | 2 |
| 5 | LUKAUSKIS Mindaugas | 16:33 | 0/3 | 0 | 0/1 | 0 | 0/2 | 0 | | | | 1 | 1 | 3 | | 2 | 1 | 2 | | 0 |
| 7 | LAVRINOVIC Darjus | 4:06 | 0/1 | 0 | | | 0/1 | 0 | | | | 1 | 1 | | 1 | | | | | 0 |
| 9 | PREKEVICIUS Marius | 4:17 | | | | | | | | | | | | | | | | 1 | | 0 |
| Team/Coach | | | | | | | | | | | | | | | | | | | | |
| Totals | | | 34/63 | 54 | 21/32 | 66 | 13/31 | 42 | 13/13 | 100 | 9 | 22 | 31 | 15 | 10 | 12 | 5 | 25 | 15 | 94 |
| Coach | BUTAUTAS Ramunas | | | | | | | | | | | | | | | | | | | |
| Assistant Coach | KURTINAITIS Rimas KUNCAITIS Robertas | | | | | | | | | | | | | | | | | | | |

CHN - China

| No. | Name | MIN | Field Goals | | 2 Points | | 3 Points | | Free Throws | | Rebounds | | | AS | TO | ST | BS | PF | FO | PTS |
|-----------------|----------------------------------|-------|-------------|----|----------|----|----------|----|-------------|-----|----------|----|-----|----|----|----|----|----|----|-----|
| | | | M/A | % | M/A | % | M/A | % | M/A | % | OR | DR | TOT | | | | | | | |
| *13 | YAO Ming | 33:32 | 4/8 | 50 | 4/8 | 50 | | | 11/13 | 85 | 2 | 5 | 7 | 3 | 2 | 1 | | 3 | 12 | 19 |
| *11 | YI Jianlian | 22:56 | 3/7 | 43 | 3/7 | 43 | | | 5/6 | 83 | 5 | 4 | 9 | | 2 | 2 | | 4 | 6 | 11 |
| *5 | LIU Wei (C) | 34:51 | 4/14 | 29 | 2/7 | 29 | 2/7 | 29 | | | 4 | 3 | 7 | 1 | | | | 1 | | 10 |
| 15 | DU Feng | 9:38 | 3/5 | 60 | 2/3 | 67 | 1/2 | 50 | 2/2 | 100 | | 1 | 1 | | 1 | | | 3 | 1 | 9 |
| *8 | ZHU Fangyu | 24:08 | 2/7 | 29 | 1/2 | 50 | 1/5 | 20 | 2/2 | 100 | | 1 | 1 | 2 | 4 | | | 1 | 2 | 7 |
| *9 | SUN Yue | 29:27 | 1/4 | 25 | 1/2 | 50 | 0/2 | 0 | 4/4 | 100 | | 1 | 1 | 1 | 1 | | | 2 | 2 | 6 |
| 14 | WANG Zhizhi | 13:54 | 2/4 | 50 | 2/3 | 67 | 0/1 | 0 | | | | 3 | 3 | | 2 | | | | | 4 |
| 10 | LI Nan | 11:32 | 1/4 | 25 | 1/2 | 50 | 0/2 | 0 | | | | 2 | 2 | | 1 | | | | 1 | 2 |
| 4 | CHEN Jianghua | 2:08 | | | | | | | | | | | | 1 | 1 | | | | | 0 |
| 6 | ZHANG Qingpeng | 2:39 | | | | | | | | | | | | | | | | | | 0 |
| 7 | WANG Shipeng | 15:15 | 0/2 | 0 | | | 0/2 | 0 | | | | | | 1 | 1 | | | | 1 | 0 |
| 12 | WANG Lei | | | | | | | | | | | | | | | | | | | 0 |
| Team/Coach | | | | | | | | | | | | | | | | | | | | |
| Totals | | | 20/55 | 36 | 16/34 | 47 | 4/21 | 19 | 24/27 | 89 | 11 | 20 | 31 | 9 | 15 | 3 | | 15 | 25 | 68 |
| Coach | KAZLAUSKAS Jonas | | | | | | | | | | | | | | | | | | | |
| Assistant Coach | GUO Shiqiang NELSON Donn Charles | | | | | | | | | | | | | | | | | | | |

| | LTU | CHN |
|-----------------------|-----|-----|
| Points from Turnovers | 17 | 5 |
| Points in the Paint | 34 | 24 |
| Second Chance Points | 10 | 11 |
| Fast Break Points | 16 | |

| | LTU | CHN |
|---------------------|--------------|-------------|
| Biggest Lead | 26 | 3 |
| Biggest Scoring Run | 11-0 (81-56) | 9-0 (12-15) |
| Lead Changes | | 3 |
| Times Tied | | 3 |

| Legend: | | | |
|---------|---------------------|-----|--------------------|
| % | Shooting Percentage | (C) | Captain |
| DR | Defensive Rebounds | FO | Fouls On |
| PF | Fouls | PTS | Points |
| TOT | Total Rebounds | | |
| * | Starters | M/A | Made/Attempts |
| Qx | Quarter Time | MIN | Minutes Played |
| AS | Assists | ST | Steals |
| BS | Blocked Shots | OR | Offensive Rebounds |
| | | TO | Turnovers |



OLYMPIC BASKETBALL GYMNASIUM
北京奥林匹克篮球馆
GYMNASE OLYMPIQUE DE BEIJING

BASKETBALL
篮球 / BASKETBALL

MEN
男子项目 / HOMMES

QUARTERFINAL - GAME 67
1/4决赛 - 第67场 / QUART DE FINALE - MATCH 67



RESULTS

比赛成绩 / RÉSULTATS

ARG 80 vs 78 GRE

Attendance: 11.083

Referee: BRAZAUSKAS Romualdas (LTU)

Commissioner: HORGAN Fred (CAN)

Umpires: JUNGEBRAND Carl (FIN); CARRION Jose (PUR)

| Scoring by 5 min intervals: | | Q1 | | Q2 | | Q3 | | Q4 | |
|-----------------------------|--|----|----|----|----|----|----|----|----|
| ARG | | 11 | 22 | 31 | 39 | 48 | 56 | 69 | 80 |
| GRE | | 11 | 23 | 30 | 40 | 46 | 55 | 66 | 78 |

ARG - Argentina

| No. | Name | MIN | Field Goals | | 2 Points | | 3 Points | | Free Throws | | Rebounds | | | AS | TO | ST | BS | PF | FO | PTS |
|-----------------|------------------------------------|----------------------------|-------------|-----|----------|-----|----------|-----|-------------|-----|----------|----|-----|----|----|----|----|----|----|-----|
| | | | M/A | % | M/A | % | M/A | % | M/A | % | OR | DR | TOT | | | | | | | |
| *5 | GINOBILI Emanuel David | 32:39 | 8/17 | 47 | 2/4 | 50 | 6/13 | 46 | 2/2 | 100 | 1 | | 1 | 2 | 3 | | 1 | 2 | 3 | 24 |
| 10 | DELFINO Carlos Francisco | 27:16 | 9/14 | 64 | 4/6 | 67 | 5/8 | 63 | | | 2 | 3 | 5 | 1 | 2 | 2 | 1 | 1 | 1 | 23 |
| *13 | NOCIONI Andres Marcelo | 23:08 | 5/11 | 45 | 4/6 | 67 | 1/5 | 20 | 1/1 | 100 | 1 | 1 | 2 | 2 | 2 | 1 | 1 | 3 | 1 | 12 |
| *4 | SCOLA Luis Alberto (C) | 37:44 | 5/11 | 45 | 5/11 | 45 | | | 1/2 | 50 | 2 | 6 | 8 | 3 | 1 | | 1 | 3 | 3 | 11 |
| *8 | PRIGIONI Pablo | 35:42 | 3/6 | 50 | 2/2 | 100 | 1/4 | 25 | | | 1 | 5 | 6 | 3 | 1 | 5 | | 1 | 3 | 7 |
| 12 | GUTIERREZ Leonardo Martin | 4:47 | 1/1 | 100 | | | 1/1 | 100 | | | | | | | | | | 1 | | 3 |
| 6 | GONZALEZ Roman Javier | 1:46 | | | | | | | | | | 1 | 1 | | 1 | | | 1 | | 0 |
| *7 | OBERTO Fabricio Raul Jesus | 29:37 | | | | | | | | | 1 | 2 | 3 | 2 | 1 | 1 | 2 | 4 | 1 | 0 |
| 9 | PORTA PERNIGOTTI Antonio Alejandro | | | | | | | | | | | | | | | | | | | 0 |
| 11 | QUINTEROS Alfredo Paolo | 7:21 | 0/3 | 0 | 0/2 | 0 | 0/1 | 0 | | | 1 | 1 | 2 | 1 | | | | 1 | | 0 |
| 14 | GUTIERREZ LLANAS Juan Pedro | | | | | | | | | | | | | | | | | | | 0 |
| 15 | KAMMERICHS Guillermo Federico | | | | | | | | | | | | | | | | | | | 0 |
| Team/Coach | | | | | | | | | | | | | | | | | | | | |
| Totals | | | 31/63 | 49 | 17/31 | 55 | 14/32 | 44 | 4/5 | 80 | 9 | 19 | 28 | 11 | 13 | 9 | 6 | 17 | 12 | 80 |
| Coach | | HERNANDEZ Sergio Santos | | | | | | | | | | | | | | | | | | |
| Assistant Coach | | GARCIA Gonzalo LAMAS Julio | | | | | | | | | | | | | | | | | | |

GRE - Greece

| No. | Name | MIN | Field Goals | | 2 Points | | 3 Points | | Free Throws | | Rebounds | | | AS | TO | ST | BS | PF | FO | PTS |
|-----------------|--------------------------|---|-------------|-----|----------|-----|----------|-----|-------------|-----|----------|----|-----|----|----|----|----|----|----|-----|
| | | | M/A | % | M/A | % | M/A | % | M/A | % | OR | DR | TOT | | | | | | | |
| *9 | FOTSIS Antonios | 32:51 | 6/10 | 60 | 3/5 | 60 | 3/5 | 60 | 2/2 | 100 | 5 | 5 | 10 | 1 | | 2 | | 3 | 2 | 17 |
| *12 | TSARTSARIS Konstantinos | 16:56 | 5/5 | 100 | 5/5 | 100 | | | 3/4 | 75 | | 3 | 3 | | 1 | | | 1 | 3 | 13 |
| 5 | BOUROUSIS Ioannis | 18:17 | 4/7 | 57 | 4/5 | 80 | 0/2 | 0 | 4/4 | 100 | | 3 | 3 | | 1 | | 1 | 3 | 12 | |
| *8 | VASILOPOULOS Panagiotis | 19:24 | 3/8 | 38 | 1/6 | 17 | 2/2 | 100 | 2/2 | 100 | 1 | 2 | 3 | 1 | 1 | 1 | | 1 | 1 | 10 |
| *7 | SPANOULIS Vasileios | 31:23 | 4/9 | 44 | 4/6 | 67 | 0/3 | 0 | 1/2 | 50 | 2 | 5 | 7 | 2 | 5 | | | 3 | 2 | 9 |
| *13 | DIAMANTIDIS Dimitrios | 33:20 | 2/7 | 29 | 0/2 | 0 | 2/5 | 40 | | | 2 | 3 | 5 | 3 | 3 | 1 | | 2 | 6 | |
| 6 | ZISIS Nikolaos | 13:31 | 2/4 | 50 | 1/3 | 33 | 1/1 | 100 | | | | 1 | 1 | 3 | | 1 | | 2 | 1 | 5 |
| 4 | PAPALOUKAS Theodoros (C) | 29:51 | 1/5 | 20 | 1/4 | 25 | 0/1 | 0 | 2/2 | 100 | | 1 | 1 | 4 | 3 | 3 | | | 2 | 4 |
| 14 | SCHORTSANITIS Sofoklis | 4:01 | 1/1 | 100 | 1/1 | 100 | | | 0/2 | 0 | | | | | | | | | 2 | 2 |
| 10 | PRINTEZIS Georgios | 0:13 | | | | | | | | | | | | | | | | | | 0 |
| 11 | GLYNIADAKIS Andreas | | | | | | | | | | | | | | | | | | | 0 |
| 15 | PELEKANOS Michail | 0:13 | | | | | | | | | | | | | | | | | | 0 |
| Team/Coach | | | | | | | | | | | | | | | | | | | | |
| Totals | | | 28/56 | 50 | 20/37 | 54 | 8/19 | 42 | 14/18 | 78 | 10 | 23 | 33 | 14 | 13 | 9 | | 13 | 16 | 78 |
| Coach | | GIANNAKIS Panagiotis | | | | | | | | | | | | | | | | | | |
| Assistant Coach | | KAKIOUSIS Eleftherios LINARDOS Nikolaos | | | | | | | | | | | | | | | | | | |

| | ARG | GRE |
|-----------------------|-----|-----|
| Points from Turnovers | 15 | 12 |
| Points in the Paint | 28 | 34 |
| Second Chance Points | 5 | 8 |
| Fast Break Points | 7 | 6 |

| | ARG | GRE |
|---------------------|-------------|-------------|
| Biggest Lead | 7 | 5 |
| Biggest Scoring Run | 7-0 (26-23) | 6-0 (64-63) |
| Lead Changes | 15 | |
| Times Tied | 9 | |

| Legend: | | | |
|---------|---------------------|-----|--------------------|
| % | Shooting Percentage | (C) | Captain |
| DR | Defensive Rebounds | FO | Fouls On |
| PF | Fouls | PTS | Points |
| TOT | Total Rebounds | | |
| * | Starters | | |
| M/A | Made/Attempts | AS | Assists |
| Qx | Quarter Time | MIN | Minutes Played |
| | | ST | Steals |
| | | BS | Blocked Shots |
| | | OR | Offensive Rebounds |
| | | TO | Turnovers |



OLYMPIC BASKETBALL GYMNASIUM
北京奥林匹克篮球馆
GYMNASE OLYMPIQUE DE BEIJING

BASKETBALL
篮球 / BASKETBALL

MEN
男子项目 / HOMMES

WED 星期三 MER
20 AUG 2008
20:00

QUARTERFINAL - GAME 68
1/4决赛 - 第68场 / QUART DE FINALE - MATCH 68



RESULTS

比赛成绩 / RÉSULTATS

USA 116 vs 85 AUS

Attendance: 11.083

Referee: ARTEAGA Juan (ESP)

Commissioner: LEE Kak-Kuan (MAS)

Umpires: MERCEDES Reynaldo (DOM); MA Lijun (CHN)

| Scoring by 5 min intervals: | | Q1 | | Q2 | | Q3 | | Q4 | |
|-----------------------------|--|----|----|----|----|----|----|-----|-----|
| USA | | 15 | 25 | 41 | 55 | 71 | 89 | 106 | 116 |
| AUS | | 9 | 24 | 34 | 43 | 48 | 61 | 76 | 85 |

USA - United States

| No. | Name | MIN | Field Goals | | 2 Points | | 3 Points | | Free Throws | | Rebounds | | | AS | TO | ST | BS | PF | FO | PTS |
|-----------------|-----------------|---------------------------|-------------|-----|----------|-----|----------|----|-------------|-----|----------|----|-----|----|----|----|----|----|----|-----|
| | | | M/A | % | M/A | % | M/A | % | M/A | % | OR | DR | TOT | | | | | | | |
| *10 | BRYANT Kobe | 25:23 | 10/16 | 63 | 6/9 | 67 | 4/7 | 57 | 1/4 | 25 | 4 | 1 | 5 | 1 | 1 | 1 | 1 | 1 | 5 | 25 |
| *6 | JAMES Lebron | 25:57 | 7/12 | 58 | 6/9 | 67 | 1/3 | 33 | 1/4 | 25 | 2 | 7 | 9 | 3 | 2 | 4 | | 2 | 4 | 16 |
| *15 | ANTHONY Carmelo | 18:56 | 5/9 | 56 | 3/4 | 75 | 2/5 | 40 | 3/4 | 75 | 1 | 4 | 5 | 1 | | 1 | | 3 | 3 | 15 |
| 7 | WILLIAMS Deron | 20:04 | 4/9 | 44 | 3/4 | 75 | 1/5 | 20 | 1/1 | 100 | | 3 | 3 | 3 | 2 | 1 | | 3 | 2 | 10 |
| 12 | BOSH Chris | 16:44 | 3/4 | 75 | 3/4 | 75 | | | 4/6 | 67 | 2 | 4 | 6 | 1 | 1 | | 1 | 2 | 3 | 10 |
| 14 | PRINCE Tayshaun | 13:21 | 3/4 | 75 | 1/1 | 100 | 2/3 | 67 | 1/2 | 50 | | 1 | 1 | | | 1 | | 1 | 1 | 9 |
| 9 | WADE Dwyane | 16:27 | 3/8 | 38 | 2/6 | 33 | 1/2 | 50 | 1/1 | 100 | 2 | 6 | 8 | 3 | | 1 | | 3 | 1 | 8 |
| *11 | HOWARD Dwight | 13:56 | 3/5 | 60 | 3/5 | 60 | | | 2/5 | 40 | 5 | 2 | 7 | | 1 | | 1 | 2 | 5 | 8 |
| 8 | REDD Michael | 8:34 | 2/3 | 67 | 1/1 | 100 | 1/2 | 50 | | | | 1 | 1 | | 1 | | | | 1 | 5 |
| 4 | BOOZER Carlos | 6:05 | 1/1 | 100 | 1/1 | 100 | | | 2/2 | 100 | | 2 | 2 | | 2 | | | 2 | 1 | 4 |
| *5 | KIDD Jason (C) | 15:46 | 2/2 | 100 | 2/2 | 100 | | | | | 2 | 1 | 3 | 1 | 2 | | | 1 | | 4 |
| 13 | PAUL Chris | 18:47 | 0/3 | 0 | 0/1 | 0 | 0/2 | 0 | 2/2 | 100 | 1 | 6 | 7 | 3 | 1 | 1 | | 3 | 2 | 2 |
| Team/Coach | | | | | | | | | | | | | | | | | | | | |
| Totals | | | 43/76 | 57 | 31/47 | 66 | 12/29 | 41 | 18/31 | 58 | 19 | 38 | 57 | 16 | 13 | 10 | 3 | 23 | 28 | 116 |
| Coach | | KRZYZEWSKI Mike | | | | | | | | | | | | | | | | | | |
| Assistant Coach | | BOEHEIM Jim D ANTONI Mike | | | | | | | | | | | | | | | | | | |

AUS - Australia

| No. | Name | MIN | Field Goals | | 2 Points | | 3 Points | | Free Throws | | Rebounds | | | AS | TO | ST | BS | PF | FO | PTS |
|-----------------|------------------|-----------------------------|-------------|-----|----------|-----|----------|-----|-------------|-----|----------|----|-----|----|----|----|----|----|----|-----|
| | | | M/A | % | M/A | % | M/A | % | M/A | % | OR | DR | TOT | | | | | | | |
| 5 | MILLS Patrick | 28:37 | 7/16 | 44 | 5/12 | 42 | 2/4 | 50 | 4/6 | 67 | | | 1 | 2 | | 3 | | 1 | 5 | 20 |
| 12 | SAVILLE Glen | 12:03 | 4/5 | 80 | 2/2 | 100 | 2/3 | 67 | 3/3 | 100 | 1 | | 1 | 1 | | | | 3 | 2 | 13 |
| 7 | INGLES Joe | 10:00 | 4/4 | 100 | 1/1 | 100 | 3/3 | 100 | | | 1 | 1 | 2 | 1 | 1 | 1 | | 4 | | 11 |
| *8 | NEWLEY Brad | 27:48 | 2/9 | 22 | 1/4 | 25 | 1/5 | 20 | 5/8 | 63 | | 1 | 1 | 3 | | 1 | | 2 | 4 | 10 |
| 4 | ANSTEY Chris | 16:34 | 3/6 | 50 | 2/3 | 67 | 1/3 | 33 | | | | 5 | 5 | 2 | 1 | | 1 | 3 | | 7 |
| *14 | NIELSEN Matt | 17:42 | 2/5 | 40 | 2/4 | 50 | 0/1 | 0 | 3/7 | 43 | 1 | 2 | 3 | 2 | 3 | | | 3 | 6 | 7 |
| *10 | BARLOW David | 21:07 | 2/5 | 40 | 1/2 | 50 | 1/3 | 33 | | | 2 | 2 | 4 | | 1 | | | 3 | 1 | 5 |
| *6 | BOGUT Andrew | 11:06 | 2/5 | 40 | 2/4 | 50 | 0/1 | 0 | 0/1 | 0 | | 2 | 2 | | 2 | | | 3 | 2 | 4 |
| *9 | BRUTON CJ | 21:23 | 1/4 | 25 | 1/1 | 100 | 0/3 | 0 | | | 1 | | 1 | | 1 | | | 2 | 2 | 2 |
| 11 | WORTHINGTON Mark | 11:47 | 1/4 | 25 | 1/3 | 33 | 0/1 | 0 | | | 1 | 5 | 6 | | | | | 3 | | 2 |
| 13 | ANDERSEN David | 15:48 | 1/6 | 17 | 1/6 | 17 | | | | | 1 | 2 | 3 | | 2 | | | 1 | 1 | 2 |
| 15 | REDHAGE Shawn | 6:05 | 1/1 | 100 | 1/1 | 100 | | | | | | | | | | 1 | | | | 2 |
| Team/Coach | | | | | | | | | | | | | | | | | | | | |
| Totals | | | 30/70 | 43 | 20/43 | 47 | 10/27 | 37 | 15/25 | 60 | 8 | 20 | 28 | 11 | 11 | 6 | 1 | 28 | 23 | 85 |
| Coach | | GOORJIAN Brian | | | | | | | | | | | | | | | | | | |
| Assistant Coach | | JOYCE Brendan McLEOD Gordon | | | | | | | | | | | | | | | | | | |

| | USA | AUS |
|-----------------------|-----|-----|
| Points from Turnovers | 12 | 6 |
| Points in the Paint | 48 | 34 |
| Second Chance Points | 13 | 5 |
| Fast Break Points | 14 | 10 |

| | USA | AUS |
|---------------------|--------------|-------------|
| Biggest Lead | 32 | 0 |
| Biggest Scoring Run | 19-0 (69-43) | 6-0 (15-12) |
| Lead Changes | 0 | |
| Times Tied | 1 | |

| Legend: | | | |
|---------|---------------------|-----|--------------------|
| % | Shooting Percentage | (C) | Captain |
| DR | Defensive Rebounds | FO | Fouls On |
| PF | Fouls | PTS | Points |
| TOT | Total Rebounds | | |
| * | Starters | | |
| M/A | Made/Attempts | AS | Assists |
| Qx | Quarter Time | MIN | Minutes Played |
| | | ST | Steals |
| | | BS | Blocked Shots |
| | | OR | Offensive Rebounds |
| | | TO | Turnovers |



OLYMPIC BASKETBALL GYMNASIUM
北京奥林匹克篮球馆
GYMNASE OLYMPIQUE DE BEIJING

BASKETBALL
篮球 / BASKETBALL

MEN
男子项目 / HOMMES

SEMIFINAL - GAME 71
半决赛 - 第71场 / DEMI-FINALE - MATCH 71



FRI 星期五 VEN
22 AUG 2008
20:00

RESULTS

比赛成绩 / RÉSULTATS

ESP 91 vs 86 LTU

Attendance: 11.083

Referee: PITSILKAS Nikolaos (GRE)

Commissioner: TURAM Emir (TUR)

Umpires: MERCEDES Reynaldo (DOM); MARANHO Cristiano (BRA)

| Scoring by 5 min intervals: | | Q1 | | Q2 | | Q3 | | Q4 | |
|-----------------------------|--|----|----|----|----|----|----|----|----|
| ESP | | 10 | 21 | 30 | 40 | 46 | 62 | 78 | 91 |
| LTU | | 8 | 19 | 25 | 42 | 50 | 66 | 74 | 86 |

ESP - Spain

| No. | Name | MIN | Field Goals | | 2 Points | | 3 Points | | Free Throws | | Rebounds | | | AS | TO | ST | BS | PF | FO | PTS |
|-----------------|----------------------|---------------|-------------|-----|----------|-----|----------|----|-------------|-----|----------|----|-----|----|----|----|----|----|----|-----|
| | | | M/A | % | M/A | % | M/A | % | M/A | % | OR | DR | TOT | | | | | | | |
| *4 | GASOL Pau | 29:30 | 7/12 | 58 | 7/12 | 58 | | | 5/8 | 63 | 3 | 2 | 5 | 2 | 6 | | | 1 | 7 | 19 |
| *5 | FERNANDEZ Rudy | 26:49 | 5/12 | 42 | 3/5 | 60 | 2/7 | 29 | 6/6 | 100 | 2 | 2 | 4 | | | 1 | | 1 | 3 | 18 |
| 9 | REYES Felipe | 16:55 | 5/7 | 71 | 5/7 | 71 | | | 3/4 | 75 | 4 | | 4 | 2 | 1 | | | 1 | 4 | 13 |
| *10 | JIMENEZ Carlos (C) | 25:34 | 2/3 | 67 | 2/3 | 67 | | | 7/7 | 100 | 3 | 4 | 7 | 1 | 1 | 1 | | 4 | 5 | 11 |
| *15 | GARBAJOSA Jorge | 15:06 | 3/7 | 43 | 1/4 | 25 | 2/3 | 67 | | | | 1 | 1 | 1 | | 1 | | | 1 | 8 |
| *11 | LOPEZ Raul | 19:05 | 0/3 | 0 | 0/2 | 0 | 0/1 | 0 | 7/8 | 88 | 1 | 1 | 2 | 3 | | 2 | | 2 | 5 | 7 |
| 13 | GASOL Marc | 13:48 | 2/5 | 40 | 2/5 | 40 | | | 2/3 | 67 | | 1 | 1 | | | | 1 | 4 | 2 | 6 |
| 6 | RUBIO Ricky | 24:14 | 0/6 | 0 | 0/2 | 0 | 0/4 | 0 | 4/6 | 67 | 1 | 5 | 6 | 4 | 2 | 1 | | 2 | 4 | 4 |
| 14 | MUMBRU Alex | 4:00 | 1/1 | 100 | 1/1 | 100 | | | 1/2 | 50 | | 1 | 1 | 1 | | | | 3 | 1 | 3 |
| 12 | RODRIGUEZ Berni | 13:15 | 1/2 | 50 | 1/1 | 100 | 0/1 | 0 | | | | | | | 1 | | | 3 | 2 | 2 |
| 7 | NAVARRO Juan Carlos | 11:44 | 0/3 | 0 | 0/3 | 0 | | | | | | 2 | 2 | | | 1 | | 1 | 2 | 0 |
| 8 | CALDERON Jose Manuel | | | | | | | | | | | | | | | | | | | 0 |
| Team/Coach | | | | | | | | | | | | | | | | | | | | |
| Totals | | | 26/61 | 43 | 22/45 | 49 | 4/16 | 25 | 35/44 | 80 | 14 | 19 | 33 | 14 | 11 | 7 | 1 | 22 | 34 | 91 |
| Coach | | GARCIA Aito | | | | | | | | | | | | | | | | | | |
| Assistant Coach | | COSTA Joaquin | | | | | | | | | | | | | | | | | | |

LTU - Lithuania

| No. | Name | MIN | Field Goals | | 2 Points | | 3 Points | | Free Throws | | Rebounds | | | AS | TO | ST | BS | PF | FO | PTS |
|-----------------|------------------------|--------------------------------------|-------------|-----|----------|-----|----------|----|-------------|-----|----------|----|-----|----|----|----|----|----|----|-----|
| | | | M/A | % | M/A | % | M/A | % | M/A | % | OR | DR | TOT | | | | | | | |
| 10 | JASAITIS Simas | 22:51 | 6/11 | 55 | 1/1 | 100 | 5/10 | 50 | 2/2 | 100 | 4 | 4 | 8 | 2 | 1 | | | 3 | 1 | 19 |
| *13 | JASIKEVICIUS Sarunas | 34:52 | 6/13 | 46 | 4/8 | 50 | 2/5 | 40 | 5/5 | 100 | 1 | 2 | 3 | 6 | 3 | 2 | | 4 | 5 | 19 |
| *15 | JAVTOKAS Robertas | 23:15 | 4/4 | 100 | 4/4 | 100 | | | 7/10 | 70 | 1 | 3 | 4 | | 1 | 1 | 1 | 4 | 7 | 15 |
| *12 | LAVRINOVIC Ksistof | 26:22 | 4/7 | 57 | 0/1 | 0 | 4/6 | 67 | 1/1 | 100 | | 7 | 7 | 1 | 3 | 1 | 1 | 5 | 1 | 13 |
| *4 | KAUKENAS Rimantas | 29:48 | 3/11 | 27 | 2/6 | 33 | 1/5 | 20 | 4/4 | 100 | 3 | | 3 | 2 | 5 | 1 | | 4 | 3 | 11 |
| *8 | SISKAUSKAS Ramunas (C) | 34:27 | 2/4 | 50 | 2/3 | 67 | 0/1 | 0 | 3/4 | 75 | 2 | 5 | 7 | 3 | 3 | 1 | | 5 | 4 | 7 |
| 14 | PETRAVICIUS Marijonas | 14:21 | 1/2 | 50 | 1/2 | 50 | | | | | 1 | | 1 | | 2 | | | 5 | 1 | 2 |
| 5 | LUKAUSKIS Mindaugas | 2:35 | 0/1 | 0 | | | 0/1 | 0 | | | | | | | | | | 2 | | 0 |
| 6 | MACIULIS Jonas | | | | | | | | | | | | | | | | | | | 0 |
| 7 | LAVRINOVIC Darjus | 0:05 | | | | | | | | | | | | | | | | | | 0 |
| 9 | PREKEVICIUS Marius | | | | | | | | | | | | | | | | | | | 0 |
| 11 | KLEIZA Linas | 11:24 | 0/4 | 0 | 0/1 | 0 | 0/3 | 0 | | | | 1 | 1 | 1 | | 1 | | 2 | | 0 |
| Team/Coach | | | | | | | | | | | | | | | | | | | | |
| Totals | | | 26/57 | 46 | 14/26 | 54 | 12/31 | 39 | 22/26 | 85 | 12 | 22 | 34 | 15 | 18 | 7 | 2 | 34 | 22 | 86 |
| Coach | | BUTAUTAS Ramunas | | | | | | | | | | | | | | | | | | |
| Assistant Coach | | KURTINAITIS Rimas KUNCAITIS Robertas | | | | | | | | | | | | | | | | | | |

| | ESP | LTU |
|-----------------------|-----|-----|
| Points from Turnovers | 3 | 10 |
| Points in the Paint | 42 | 24 |
| Second Chance Points | 12 | 8 |
| Fast Break Points | 4 | 8 |

| | ESP | LTU |
|---------------------|-------------|-------------|
| Biggest Lead | 8 | 6 |
| Biggest Scoring Run | 8-0 (81-74) | 6-0 (30-31) |
| Lead Changes | 10 | |
| Times Tied | 9 | |

| Legend: | | | |
|---------|---------------------|-----|--------------------|
| % | Shooting Percentage | (C) | Captain |
| DR | Defensive Rebounds | FO | Fouls On |
| PF | Fouls | PTS | Points |
| TOT | Total Rebounds | | |
| * | Starters | M/A | Made/Attempts |
| Qx | Quarter Time | MIN | Minutes Played |
| AS | Assists | ST | Steals |
| BS | Blocked Shots | OR | Offensive Rebounds |
| TO | Turnovers | | |



OLYMPIC BASKETBALL GYMNASIUM
北京奥林匹克篮球馆
GYMNASE OLYMPIQUE DE BEIJING

BASKETBALL
篮球 / BASKETBALL

MEN
男子项目 / HOMMES

SEMIFINAL - GAME 72
半决赛 - 第72场 / DEMI-FINALE - MATCH 72



RESULTS

比赛成绩 / RÉSULTATS

ARG 81 vs 101 USA

Attendance: 11.083

Referee: LAMONICA Luigi (ITA)

Commissioner: SUURKASK Valdu (EST)

Umpires: BELOSEVIC Ilija (SRB); AYLEN Michael (AUS)

| Scoring by 5 min intervals: | | Q1 | | Q2 | | Q3 | | Q4 | |
|-----------------------------|--|----|----|----|----|----|----|----|-----|
| ARG | | 4 | 11 | 25 | 40 | 51 | 64 | 75 | 81 |
| USA | | 9 | 30 | 37 | 49 | 67 | 78 | 88 | 101 |

ARG - Argentina

| No. | Name | MIN | Field Goals | | 2 Points | | 3 Points | | Free Throws | | Rebounds | | | AS | TO | ST | BS | PF | FO | PTS |
|-----------------|------------------------------------|----------------------------|-------------|-----|----------|-----|----------|----|-------------|-----|----------|----|-----|----|----|----|----|----|----|-----|
| | | | M/A | % | M/A | % | M/A | % | M/A | % | OR | DR | TOT | | | | | | | |
| *4 | SCOLA Luis Alberto (C) | 34:06 | 13/21 | 62 | 13/21 | 62 | | | 2/2 | 100 | 4 | 7 | 11 | | 2 | 2 | 2 | 4 | 5 | 28 |
| *10 | DELFINO Carlos Francisco | 35:30 | 6/18 | 33 | 3/8 | 38 | 3/10 | 30 | 2/2 | 100 | 3 | 5 | 8 | 1 | 2 | 2 | | 3 | 3 | 17 |
| 11 | QUINTEROS Alfredo Paolo | 19:04 | 4/9 | 44 | 2/6 | 33 | 2/3 | 67 | 2/2 | 100 | 1 | 2 | 3 | | 2 | 1 | | | 2 | 12 |
| 13 | NOCIONI Andres Marcelo | 17:37 | 2/4 | 50 | 2/3 | 67 | 0/1 | 0 | 6/6 | 100 | | 1 | 1 | 1 | 1 | 1 | 1 | 4 | 3 | 10 |
| 14 | GUTIERREZ LLANAS Juan Pedro | 8:21 | 2/2 | 100 | 2/2 | 100 | | | 2/2 | 100 | | 3 | 3 | | | | | 2 | 1 | 6 |
| *8 | PRIGIONI Pablo | 32:31 | 1/3 | 33 | | | 1/3 | 33 | | | | 3 | 3 | 3 | 4 | | | 4 | 1 | 3 |
| *5 | GINOBILI Emanuel David | 6:21 | 1/4 | 25 | 1/2 | 50 | 0/2 | 0 | | | | | | | 1 | | | 2 | 3 | 2 |
| *7 | OBERTO Fabricio Raul Jesus | 19:15 | 1/2 | 50 | 1/2 | 50 | | | | | | | | 4 | | | 5 | 2 | 2 | |
| 6 | GONZALEZ Roman Javier | 5:31 | 0/1 | 0 | 0/1 | 0 | | | 1/2 | 50 | 1 | | 1 | | 1 | | 2 | 1 | 1 | |
| 9 | PORTA PERNIGOTTI Antonio Alejandro | 2:38 | 0/1 | 0 | | | 0/1 | 0 | | | | | | | | | | | 0 | |
| 12 | GUTIERREZ Leonardo Martin | 19:06 | 0/3 | 0 | | | 0/3 | 0 | | | | 2 | 2 | 2 | | | | 3 | | 0 |
| 15 | KAMMERICHS Guillermo Federico | | | | | | | | | | | | | | | | | | | 0 |
| Team/Coach | | | | | | | | | | | | | | | | | | | | |
| Totals | | | 30/68 | 44 | 24/45 | 53 | 6/23 | 26 | 15/16 | 94 | 9 | 23 | 32 | 7 | 16 | 7 | 3 | 29 | 21 | 81 |
| Coach | | HERNANDEZ Sergio Santos | | | | | | | | | | | | | | | | | | |
| Assistant Coach | | GARCIA Gonzalo LAMAS Julio | | | | | | | | | | | | | | | | | | |

USA - United States

| No. | Name | MIN | Field Goals | | 2 Points | | 3 Points | | Free Throws | | Rebounds | | | AS | TO | ST | BS | PF | FO | PTS |
|-----------------|-----------------|---------------------------|-------------|----|----------|-----|----------|----|-------------|-----|----------|----|-----|----|----|----|----|----|----|-----|
| | | | M/A | % | M/A | % | M/A | % | M/A | % | OR | DR | TOT | | | | | | | |
| *15 | ANTHONY Carmelo | 29:39 | 3/14 | 21 | 1/6 | 17 | 2/8 | 25 | 13/13 | 100 | | 4 | 4 | | 1 | 1 | 1 | 2 | 6 | 21 |
| *6 | JAMES Lebron | 26:17 | 6/11 | 55 | 3/5 | 60 | 3/6 | 50 | 0/2 | 0 | 2 | 3 | 5 | 2 | 4 | | | 3 | 2 | 15 |
| 9 | WADE Dwyane | 15:20 | 4/7 | 57 | 4/6 | 67 | 0/1 | 0 | 4/8 | 50 | 4 | | 4 | 1 | 2 | 1 | | 2 | 4 | 12 |
| *10 | BRYANT Kobe | 32:07 | 5/14 | 36 | 3/5 | 60 | 2/9 | 22 | | | 1 | 1 | 2 | 1 | | 2 | | 2 | 4 | 12 |
| 13 | PAUL Chris | 20:55 | 4/5 | 80 | 3/3 | 100 | 1/2 | 50 | 3/4 | 75 | 1 | 2 | 3 | 2 | 2 | 3 | | 1 | 3 | 12 |
| 12 | BOSH Chris | 19:32 | 3/4 | 75 | 3/4 | 75 | | | 5/5 | 100 | 4 | 6 | 10 | | | | 1 | 4 | 3 | 11 |
| *11 | HOWARD Dwight | 16:20 | 4/6 | 67 | 4/6 | 67 | | | 2/4 | 50 | 3 | 6 | 9 | | 1 | 1 | 2 | 3 | 3 | 10 |
| 7 | WILLIAMS Deron | 12:32 | 2/4 | 50 | | | 2/4 | 50 | | | | 1 | 1 | 2 | 2 | | | 2 | 1 | 6 |
| *5 | KIDD Jason (C) | 16:06 | 1/2 | 50 | 1/1 | 100 | 0/1 | 0 | | | 1 | 1 | 2 | 7 | 3 | | | 2 | 2 | 2 |
| 4 | BOOZER Carlos | 1:55 | 0/1 | 0 | 0/1 | 0 | | | | | | | | | | | | | | 0 |
| 8 | REDD Michael | 5:25 | | | | | | | | | | 2 | 2 | | | | | | | 0 |
| 14 | PRINCE Tayshaun | 3:52 | | | | | | | | | | 1 | 1 | | | | | | | 0 |
| Team/Coach | | | | | | | | | | | | | | | | | | | | |
| Totals | | | 32/68 | 47 | 22/37 | 59 | 10/31 | 32 | 27/36 | 75 | 16 | 27 | 43 | 15 | 15 | 8 | 4 | 21 | 28 | 101 |
| Coach | | KRZYZEWSKI Mike | | | | | | | | | | | | | | | | | | |
| Assistant Coach | | BOEHEIM Jim D ANTONI Mike | | | | | | | | | | | | | | | | | | |

| | ARG | USA |
|-----------------------|-----|-----|
| Points from Turnovers | 7 | 8 |
| Points in the Paint | 34 | 40 |
| Second Chance Points | 10 | 15 |
| Fast Break Points | 2 | 8 |

| | ARG | USA |
|---------------------|--------------|-------------|
| Biggest Lead | 1 | 21 |
| Biggest Scoring Run | 11-0 (29-37) | 18-0 (4-21) |
| Lead Changes | 2 | |
| Times Tied | 0 | |

| Legend: | | | |
|---------|---------------------|-----|----------|
| % | Shooting Percentage | (C) | Captain |
| DR | Defensive Rebounds | FO | Fouls On |
| PF | Fouls | PTS | Points |
| TOT | Total Rebounds | | |
| * | Starters | | |
| M/A | Made/Attempts | | |
| Qx | Quarter Time | | |
| AS | Assists | | |
| MIN | Minutes Played | | |
| ST | Steals | | |
| BS | Blocked Shots | | |
| OR | Offensive Rebounds | | |
| TO | Turnovers | | |



RESULTS
比赛成绩 / RÉSULTATS
LTU 75 vs 87 ARG

Attendance: 11.083

Referee: RUSH Eddie (USA)

Commissioner: TURAM Emir (TUR)

Umpires: CARRION Jose (PUR); FACCHINI Fabio (ITA)

| Scoring by 5 min intervals: | | Q1 | | Q2 | | Q3 | | Q4 | |
|-----------------------------|--|----|----|----|----|----|----|----|----|
| LTU | | 10 | 21 | 27 | 34 | 41 | 49 | 64 | 75 |
| ARG | | 13 | 24 | 35 | 46 | 57 | 68 | 75 | 87 |

LTU - Lithuania

| No. | Name | MIN | Field Goals | | 2 Points | | 3 Points | | Free Throws | | Rebounds | | | AS | TO | ST | BS | PF | FO | PTS |
|-----------------|------------------------|-------|-------------|----|----------|-----|----------|----|-------------|-----|--------------------|----|-----|----|----|----|----|----|----|-----|
| | | | M/A | % | M/A | % | M/A | % | M/A | % | OR | DR | TOT | | | | | | | |
| *8 | SISKAUSKAS Ramunas (C) | 28:48 | 4/8 | 50 | 2/2 | 100 | 2/6 | 33 | 5/5 | 100 | | 6 | 6 | 2 | 4 | | | 1 | 3 | 15 |
| *4 | KAUKENAS Rimantas | 28:47 | 7/10 | 70 | 7/10 | 70 | | | | | 2 | 2 | 4 | 1 | 2 | 1 | | 3 | 2 | 14 |
| *13 | JASIKEVICIUS Sarunas | 23:24 | 4/12 | 33 | 4/8 | 50 | 0/4 | 0 | 1/3 | 33 | 1 | 2 | 3 | 3 | 4 | 1 | | 1 | 2 | 9 |
| 5 | LUKAUSKIS Mindaugas | 13:57 | 2/5 | 40 | | | 2/5 | 40 | 2/2 | 100 | 1 | 2 | 3 | | | | | | 1 | 8 |
| *15 | JAVTOKAS Robertas | 18:41 | 3/7 | 43 | 3/7 | 43 | | | 1/2 | 50 | 1 | 4 | 5 | | 2 | | | 1 | 2 | 7 |
| 6 | MACIULIS Jonas | 10:36 | 2/3 | 67 | 2/3 | 67 | | | 2/2 | 100 | 1 | 1 | 2 | 1 | 2 | | | 3 | 2 | 6 |
| 10 | JASAITIS Simas | 26:49 | 2/5 | 40 | 1/2 | 50 | 1/3 | 33 | | | 1 | 3 | 4 | | 2 | | | 5 | | 5 |
| 11 | KLEIZA Linas | 16:58 | 1/5 | 20 | 0/2 | 0 | 1/3 | 33 | 2/2 | 100 | | | | | | | | 1 | 2 | 5 |
| *12 | LAVRINOVIC Ksistof | 22:25 | 1/6 | 17 | 1/4 | 25 | 0/2 | 0 | 1/3 | 33 | 2 | 4 | 6 | 1 | | 1 | 1 | 1 | 6 | 3 |
| 14 | PETRAVICIUS Marijonas | 9:35 | 0/1 | 0 | 0/1 | 0 | | | 3/6 | 50 | 2 | 1 | 3 | | 1 | | 2 | 3 | 3 | 3 |
| 7 | LAVRINOVIC Darjus | | | | | | | | | | | | | | | | | | | 0 |
| 9 | PREKEVICIUS Marius | | | | | | | | | | | | | | | | | | | 0 |
| Team/Coach | | | | | | | | | | | | | | | | | | | | |
| Totals | | | 26/62 | 42 | 20/39 | 51 | 6/23 | 26 | 17/25 | 68 | 11 | 25 | 36 | 8 | 16 | 4 | 1 | 18 | 23 | 75 |
| Coach | BUTAUTAS Ramunas | | | | | | | | | | | | | | | | | | | |
| Assistant Coach | KURTINAITIS Rimas | | | | | | | | | | KUNCAITIS Robertas | | | | | | | | | |

ARG - Argentina

| No. | Name | MIN | Field Goals | | 2 Points | | 3 Points | | Free Throws | | Rebounds | | | AS | TO | ST | BS | PF | FO | PTS |
|-----------------|------------------------------------|-------|-------------|----|----------|-----|----------|----|-------------|-----|-------------|----|-----|----|----|----|----|----|----|-----|
| | | | M/A | % | M/A | % | M/A | % | M/A | % | OR | DR | TOT | | | | | | | |
| *10 | DELFINO Carlos Francisco | 36:14 | 7/16 | 44 | 4/8 | 50 | 3/8 | 38 | 3/4 | 75 | 2 | 8 | 10 | 3 | 5 | 1 | 1 | 3 | 4 | 20 |
| *4 | SCOLA Luis Alberto (C) | 25:55 | 7/14 | 50 | 7/14 | 50 | | | 2/2 | 100 | | 3 | 3 | 1 | 1 | 1 | | 5 | 2 | 16 |
| *13 | NOCIONI Andres Marcelo | 36:25 | 6/10 | 60 | 4/6 | 67 | 2/4 | 50 | 0/2 | 0 | | 8 | 8 | | 4 | | | 4 | 3 | 14 |
| 11 | QUINTEROS Alfredo Paolo | 14:48 | 3/5 | 60 | 0/1 | 0 | 3/4 | 75 | 2/2 | 100 | 2 | 3 | 5 | 2 | 4 | 1 | | 1 | 2 | 11 |
| 12 | GUTIERREZ Leonardo Martin | 16:51 | 4/8 | 50 | 1/3 | 33 | 3/5 | 60 | | | 1 | 1 | 2 | | | | | 3 | | 11 |
| *7 | OBERTO Fabricio Raul Jesus | 30:47 | 3/6 | 50 | 3/6 | 50 | | | 3/4 | 75 | 1 | 1 | 2 | 3 | 1 | | 2 | 3 | 4 | 9 |
| *8 | PRIGIONI Pablo | 34:11 | 2/4 | 50 | 2/2 | 100 | 0/2 | 0 | 2/2 | 100 | 1 | 2 | 3 | 7 | | 5 | | 3 | 3 | 6 |
| 5 | GINOBILI Emanuel David | | | | | | | | | | | | | | | | | | | 0 |
| 6 | GONZALEZ Roman Javier | 2:41 | | | | | | | | | | 1 | 1 | 1 | 1 | | | 1 | | 0 |
| 9 | PORTA PERNIGOTTI Antonio Alejandro | 1:04 | | | | | | | | | | | | | 1 | | | | | 0 |
| 14 | GUTIERREZ LLANAS Juan Pedro | 1:04 | | | | | | | | | | | | | | | | | | 0 |
| 15 | KAMMERICHS Guillermo Federico | | | | | | | | | | | | | | | | | | | 0 |
| Team/Coach | | | | | | | | | | | | | | | | | | | | |
| Totals | | | 32/63 | 51 | 21/40 | 53 | 11/23 | 48 | 12/16 | 75 | 6 | 27 | 33 | 19 | 13 | 12 | 3 | 23 | 18 | 87 |
| Coach | HERNANDEZ Sergio Santos | | | | | | | | | | | | | | | | | | | |
| Assistant Coach | GARCIA Gonzalo | | | | | | | | | | LAMAS Julio | | | | | | | | | |

| | LTU | ARG |
|-----------------------|-----|-----|
| Points from Turnovers | | 4 |
| Points in the Paint | 28 | 36 |
| Second Chance Points | 5 | 6 |
| Fast Break Points | 2 | 10 |

| | LTU | ARG |
|---------------------|-------------|-------------|
| Biggest Lead | 1 | 24 |
| Biggest Scoring Run | 9-0 (53-68) | 9-0 (27-35) |
| Lead Changes | 6 | |
| Times Tied | 4 | |

| Legend: | | |
|---------|---------------------|-----------------------|
| % | Shooting Percentage | (C) Captain |
| DR | Defensive Rebounds | FO Fouls On |
| PF | Fouls | PTS Points |
| TOT | Total Rebounds | |
| * | Starters | AS Assists |
| M/A | Made/Attempts | MIN Minutes Played |
| Qx | Quarter Time | ST Steals |
| | | BS Blocked Shots |
| | | OR Offensive Rebounds |
| | | TO Turnovers |



OLYMPIC BASKETBALL GYMNASIUM
北京奥林匹克篮球馆
GYMNASE OLYMPIQUE DE BEIJING

SUN 星期日 DIM
24 AUG 2008
14:30

BASKETBALL
篮球 / BASKETBALL

MEN
男子项目 / HOMMES

GOLD MEDAL GAME - GAME 76
冠军决赛 - 第76场 / MATCH D'OR - MATCH 76



RESULTS

比赛成绩 / RÉSULTATS

ESP 107 vs 118 USA

Attendance: 11.083

Referee: BRAZAUSKAS Romualdas (LTU)

Commissioner: HORGAN Fred (CAN)

Umpires: ESTEVEZ Pablo (ARG); JUNGEBRAND Carl (FIN)

| Scoring by 5 min intervals: | | Q1 | | Q2 | | Q3 | | Q4 | |
|-----------------------------|--|----|----|----|----|----|----|-----|-----|
| ESP | | 19 | 31 | 42 | 61 | 73 | 82 | 95 | 107 |
| USA | | 17 | 38 | 52 | 69 | 77 | 91 | 103 | 118 |

ESP - Spain

| No. | Name | MIN | Field Goals | | 2 Points | | 3 Points | | Free Throws | | Rebounds | | | AS | TO | ST | BS | PF | FO | PTS |
|-----------------|----------------------|-------|-------------|-----|----------|-----|----------|-----|-------------|-----|----------|----|-----|----|----|----|----|----|----|-----|
| | | | M/A | % | M/A | % | M/A | % | M/A | % | OR | DR | TOT | | | | | | | |
| 5 | FERNANDEZ Rudy | 17:34 | 7/13 | 54 | 2/4 | 50 | 5/9 | 56 | 3/3 | 100 | | 2 | 2 | 2 | 1 | 1 | | 5 | 2 | 22 |
| *4 | GASOL Pau | 27:49 | 9/18 | 50 | 9/18 | 50 | | | 3/5 | 60 | 4 | 2 | 6 | 1 | 1 | | | 1 | 3 | 21 |
| *7 | NAVARRO Juan Carlos | 24:40 | 6/14 | 43 | 6/12 | 50 | 0/2 | 0 | 6/8 | 75 | | 3 | 3 | 4 | 3 | | | 1 | 6 | 18 |
| *10 | JIMENEZ Carlos (C) | 24:46 | 3/4 | 75 | 1/1 | 100 | 2/3 | 67 | 4/4 | 100 | 1 | 2 | 3 | 1 | | 1 | | 4 | 5 | 12 |
| 13 | GASOL Marc | 23:48 | 5/9 | 56 | 5/8 | 63 | 0/1 | 0 | 1/2 | 50 | 3 | 2 | 5 | 1 | 2 | | | 3 | 2 | 11 |
| *9 | REYES Felipe | 23:20 | 5/8 | 63 | 5/8 | 63 | | | | | 3 | 4 | 7 | 2 | 2 | 1 | 1 | 4 | 3 | 10 |
| *6 | RUBIO Ricky | 28:39 | 1/3 | 33 | 1/2 | 50 | 0/1 | 0 | 4/4 | 100 | 1 | 5 | 6 | 3 | 2 | 3 | | 3 | 4 | 6 |
| 15 | GARBAJOSA Jorge | 5:03 | 1/2 | 50 | 0/1 | 0 | 1/1 | 100 | | | | | | | | | | | | 3 |
| 12 | RODRIGUEZ Berni | 9:07 | 1/1 | 100 | 1/1 | 100 | | | | | 1 | | 1 | | 1 | | | | | 2 |
| 14 | MUMBRU Alex | 13:09 | 0/2 | 0 | 0/2 | 0 | | | 2/2 | 100 | 1 | 2 | 3 | 2 | 1 | 1 | | 1 | 1 | 2 |
| 8 | CALDERON Jose Manuel | | | | | | | | | | | | | | | | | | | 0 |
| 11 | LOPEZ Raul | 2:05 | | | | | | | | | 1 | | 1 | | 1 | | | | | 0 |
| Team/Coach | | | | | | | | | | | | | | | | | | | | 1 |
| Totals | | | 38/74 | 51 | 30/57 | 53 | 8/17 | 47 | 23/28 | 82 | 15 | 22 | 37 | 16 | 14 | 7 | 1 | 29 | 26 | 107 |
| Coach | GARCIA Aito | | | | | | | | | | | | | | | | | | | |
| Assistant Coach | COSTA Joaquin | | | | | | | | | | | | | | | | | | | |

USA - United States

| No. | Name | MIN | Field Goals | | 2 Points | | 3 Points | | Free Throws | | Rebounds | | | AS | TO | ST | BS | PF | FO | PTS |
|-----------------|---------------------------|-------|-------------|-----|----------|-----|----------|----|-------------|-----|----------|----|-----|----|----|----|----|----|----|-----|
| | | | M/A | % | M/A | % | M/A | % | M/A | % | OR | DR | TOT | | | | | | | |
| 9 | WADE Dwyane | 26:32 | 9/12 | 75 | 5/5 | 100 | 4/7 | 57 | 5/7 | 71 | | 2 | 2 | 2 | 3 | 4 | | 3 | 4 | 27 |
| *10 | BRYANT Kobe | 26:57 | 7/14 | 50 | 4/6 | 67 | 3/8 | 38 | 3/3 | 100 | | 3 | 3 | 6 | 3 | | 2 | 4 | 3 | 20 |
| *6 | JAMES Lebron | 28:12 | 6/9 | 67 | 4/6 | 67 | 2/3 | 67 | 0/2 | 0 | 1 | 5 | 6 | 3 | 3 | 3 | 1 | 4 | 3 | 14 |
| 13 | PAUL Chris | 24:20 | 2/5 | 40 | 2/4 | 50 | 0/1 | 0 | 9/10 | 90 | | 3 | 3 | 5 | 1 | 2 | | 3 | 7 | 13 |
| *15 | ANTHONY Carmelo | 16:51 | 5/11 | 45 | 2/4 | 50 | 3/7 | 43 | 0/1 | 0 | 1 | | 1 | | 1 | | | 2 | 3 | 13 |
| *11 | HOWARD Dwight | 17:23 | 3/3 | 100 | 3/3 | 100 | | | 2/6 | 33 | 2 | 3 | 5 | | | | | 4 | 3 | 8 |
| 12 | BOSH Chris | 23:00 | 1/2 | 50 | 1/2 | 50 | | | 6/6 | 100 | 2 | 5 | 7 | | | | | | | 8 |
| 7 | WILLIAMS Deron | 16:02 | 2/5 | 40 | 1/3 | 33 | 1/2 | 50 | 2/2 | 100 | | 1 | 1 | 1 | 2 | 1 | | 3 | 1 | 7 |
| 14 | PRINCE Tayshaun | 8:25 | 3/3 | 100 | 3/3 | 100 | | | | | 2 | | 2 | | | | | 1 | | 6 |
| *5 | KIDD Jason (C) | 11:26 | 1/1 | 100 | 1/1 | 100 | | | | | | 1 | 1 | | | | | 2 | | 2 |
| 4 | BOOZER Carlos | 0:26 | | | | | | | | | | | | | | | | | | 0 |
| 8 | REDD Michael | 0:26 | | | | | | | | | | | | | | | | | | 0 |
| Team/Coach | | | | | | | | | | | | | | | | | | | | |
| Totals | | | 39/65 | 60 | 26/37 | 70 | 13/28 | 46 | 27/37 | 73 | 8 | 23 | 31 | 17 | 13 | 10 | 3 | 26 | 27 | 118 |
| Coach | KRZYZEWSKI Mike | | | | | | | | | | | | | | | | | | | |
| Assistant Coach | BOEHEIM Jim D ANTONI Mike | | | | | | | | | | | | | | | | | | | |

| | ESP | USA |
|-----------------------|-----|-----|
| Points from Turnovers | 6 | 6 |
| Points in the Paint | 56 | 50 |
| Second Chance Points | 13 | 10 |
| Fast Break Points | 2 | 16 |

| | ESP | USA |
|---------------------|-------------|-------------|
| Biggest Lead | 5 | 14 |
| Biggest Scoring Run | 9-0 (89-91) | 9-0 (22-26) |
| Lead Changes | 6 | |
| Times Tied | 3 | |

| Legend: | | | |
|---------|---------------------|-----|----------|
| % | Shooting Percentage | (C) | Captain |
| DR | Defensive Rebounds | FO | Fouls On |
| PF | Fouls | PTS | Points |
| TOT | Total Rebounds | | |
| * | Starters | | |
| M/A | Made/Attempts | | |
| Qx | Quarter Time | | |
| AS | Assists | | |
| MIN | Minutes Played | | |
| ST | Steals | | |
| BS | Blocked Shots | | |
| OR | Offensive Rebounds | | |
| TO | Turnovers | | |



CUMULATIVE STATISTICS
累积技术统计 / STATISTIQUES CUMULATIVES

USA - United States

After 8 games

| No. | Name | GP | MIN | MPG | Field Goals | | 2 Points | | 3 Points | | Free Throws | | Rebounds | | | AS | TO | ST | BS | PF | FO | PTS | PPG |
|------------------|-----------------|----|-----|-------|-------------|----|----------|-----|----------|----|-------------|----|----------|-----|-----|-----|-----|-----|----|-----|-----|-----|-------|
| | | | | | M/A | % | M/A | % | M/A | % | M/A | % | OR | DR | TOT | | | | | | | | |
| 9 | WADE Dwyane | 8 | 150 | 18:43 | 47/70 | 67 | 39/53 | 74 | 8/17 | 47 | 26/41 | 63 | 14 | 18 | 32 | 15 | 13 | 18 | 1 | 13 | 23 | 128 | 16.0 |
| 6 | JAMES Lebron | 8 | 198 | 24:45 | 50/83 | 60 | 37/55 | 67 | 13/28 | 46 | 11/24 | 46 | 9 | 33 | 42 | 30 | 17 | 19 | 8 | 16 | 21 | 124 | 15.5 |
| 10 | BRYANT Kobe | 8 | 189 | 23:35 | 48/104 | 46 | 31/51 | 61 | 17/53 | 32 | 7/12 | 58 | 9 | 13 | 22 | 17 | 15 | 9 | 4 | 19 | 19 | 120 | 15.0 |
| 15 | ANTHONY Carmelo | 8 | 153 | 19:07 | 27/64 | 42 | 13/27 | 48 | 14/37 | 38 | 24/29 | 83 | 5 | 29 | 34 | 3 | 6 | 8 | 2 | 23 | 18 | 92 | 11.5 |
| 11 | HOWARD Dwight | 8 | 130 | 16:15 | 35/47 | 74 | 35/47 | 74 | | | 17/37 | 46 | 15 | 31 | 46 | 4 | 9 | 5 | 7 | 23 | 29 | 87 | 10.9 |
| 12 | BOSH Chris | 8 | 138 | 17:12 | 24/31 | 77 | 24/31 | 77 | | | 25/29 | 86 | 14 | 35 | 49 | 2 | 4 | 5 | 6 | 15 | 21 | 73 | 9.1 |
| 13 | PAUL Chris | 8 | 174 | 21:43 | 19/38 | 50 | 15/24 | 63 | 4/14 | 29 | 22/24 | 92 | 6 | 23 | 29 | 33 | 9 | 18 | | 15 | 20 | 64 | 8.0 |
| 7 | WILLIAMS Deron | 8 | 152 | 18:59 | 23/52 | 44 | 14/28 | 50 | 9/24 | 38 | 9/10 | 90 | 3 | 15 | 18 | 22 | 12 | 6 | | 21 | 12 | 64 | 8.0 |
| 14 | PRINCE Tayshaun | 8 | 89 | 11:07 | 13/22 | 59 | 7/11 | 64 | 6/11 | 55 | 2/4 | 50 | 6 | 9 | 15 | 2 | 2 | 3 | 1 | 7 | 4 | 34 | 4.3 |
| 4 | BOOZER Carlos | 8 | 48 | 5:59 | 10/18 | 56 | 10/18 | 56 | | | 6/8 | 75 | 5 | 10 | 15 | 2 | 8 | 2 | | 9 | 4 | 26 | 3.3 |
| 8 | REDD Michael | 8 | 72 | 8:57 | 10/31 | 32 | 5/13 | 38 | 5/18 | 28 | 0/1 | 0 | 3 | 6 | 9 | 4 | 3 | 2 | | 1 | 5 | 25 | 3.1 |
| 5 | KIDD Jason | 8 | 108 | 13:32 | 6/7 | 86 | 5/5 | 100 | 1/2 | 50 | | | 6 | 15 | 21 | 16 | 12 | 5 | 2 | 13 | 3 | 13 | 1.6 |
| Team/Coach | | | | | | | | | | | | | | | | | | | | | | | |
| Totals | | | | | 312/567 | 55 | 235/363 | 65 | 77/204 | 38 | 149/219 | 68 | 95 | 237 | 332 | 150 | 110 | 100 | 31 | 175 | 179 | 850 | 106.3 |
| Opponents | | | | | 222/551 | 40 | 162/350 | 46 | 60/201 | 30 | 123/156 | 79 | 102 | 185 | 287 | 85 | 155 | 44 | 19 | 184 | 175 | 627 | 78.4 |

AVERAGES PER GAME

| | USA | Opponents |
|-----------------------|-----|-----------|
| Points from Turnovers | 125 | 41 |
| Points in the Paint | 440 | 284 |
| Second Chance Points | 94 | 70 |
| Fast Break Points | 138 | 33 |

| | USA | Opponents |
|---------------------------|------|-----------|
| Total Field Goals Made | 39.0 | 27.8 |
| 2 Points Field Goals Made | 29.4 | 20.3 |
| 3 Points Field Goals Made | 9.6 | 7.5 |
| Free Throws Made | 18.6 | 15.4 |
| Offensive Rebounds | 11.9 | 12.8 |
| Defensive Rebounds | 29.6 | 23.1 |
| Total Rebounds | 41.5 | 35.9 |
| Assists | 18.8 | 10.6 |
| Fouls | 21.9 | 23.0 |
| Turnovers | 13.8 | 19.4 |
| Steals | 12.5 | 5.5 |
| Blocked Shots | 3.9 | 2.4 |
| Points from Turnovers | 15.6 | 5.1 |
| Points in the Paint | 55.0 | 35.5 |
| Second Chance Points | 11.8 | 8.8 |
| Fast Break Points | 17.3 | 4.1 |

| | | | | | |
|---------------------------|----------------------------|---------------------------|------------------------------------|------------------------------|-------------------|
| Legend: | % Shooting Percentage | AS Assists | BS Blocked Shots | DR Defensive Rebounds | FO Foul On |
| GP Games Played | M/A Made/Attempts | MIN Minutes Played | MPG Minutes Played per Game | OR Offensive Rebounds | |
| PF Fouls | PPG Points per Game | PTS Points | ST Steals | TO Turnovers | |
| TOT Total Rebounds | | | | | |



CUMULATIVE STATISTICS
累积技术统计 / STATISTIQUES CUMULATIVES

ESP - Spain
After 8 games

| No. | Name | GP | MIN | MPG | Field Goals | | 2 Points | | 3 Points | | Free Throws | | Rebounds | | | AS | TO | ST | BS | PF | FO | PTS | PPG |
|------------------|----------------------|----|-----|-------|-------------|----|----------|----|----------|----|-------------|-----|----------|-----|-----|-----|-----|----|----|-----|-----|-----|------|
| | | | | | M/A | % | M/A | % | M/A | % | M/A | % | OR | DR | TOT | | | | | | | | |
| 4 | GASOL Pau | 8 | 219 | 27:19 | 64/98 | 65 | 64/94 | 68 | 0/4 | 0 | 29/47 | 62 | 23 | 33 | 56 | 14 | 23 | 5 | 9 | 12 | 40 | 157 | 19.6 |
| 5 | FERNANDEZ Rudy | 8 | 177 | 22:06 | 35/74 | 47 | 19/34 | 56 | 16/40 | 40 | 19/24 | 79 | 12 | 16 | 28 | 17 | 15 | 8 | 2 | 22 | 25 | 105 | 13.1 |
| 9 | REYES Felipe | 8 | 141 | 17:35 | 33/57 | 58 | 33/57 | 58 | | | 11/17 | 65 | 21 | 20 | 41 | 7 | 12 | 4 | 1 | 16 | 24 | 77 | 9.6 |
| 8 | CALDERON Jose Manuel | 6 | 123 | 20:32 | 16/40 | 40 | 9/19 | 47 | 7/21 | 33 | 5/5 | 100 | 4 | 14 | 18 | 7 | 8 | 3 | 2 | 5 | 6 | 44 | 7.3 |
| 13 | GASOL Marc | 7 | 128 | 18:14 | 16/35 | 46 | 16/34 | 47 | 0/1 | 0 | 18/26 | 69 | 14 | 18 | 32 | 3 | 8 | 1 | 2 | 21 | 21 | 50 | 7.1 |
| 7 | NAVARRO Juan Carlos | 8 | 139 | 17:20 | 19/65 | 29 | 14/40 | 35 | 5/25 | 20 | 9/12 | 75 | 4 | 9 | 13 | 10 | 12 | 3 | | 6 | 14 | 52 | 6.5 |
| 14 | MUMBRU Alex | 8 | 142 | 17:44 | 14/24 | 58 | 5/13 | 38 | 9/11 | 82 | 12/14 | 86 | 2 | 15 | 17 | 10 | 11 | 6 | | 11 | 12 | 49 | 6.1 |
| 10 | JIMENEZ Carlos | 6 | 119 | 19:52 | 9/21 | 43 | 6/11 | 55 | 3/10 | 30 | 14/15 | 93 | 6 | 23 | 29 | 2 | 2 | 5 | 2 | 15 | 16 | 35 | 5.8 |
| 15 | GARBAJOSA Jorge | 8 | 128 | 15:57 | 15/46 | 33 | 6/19 | 32 | 9/27 | 33 | 1/2 | 50 | 6 | 20 | 26 | 5 | 6 | 7 | 2 | 5 | 12 | 40 | 5.0 |
| 6 | RUBIO Ricky | 8 | 148 | 18:29 | 9/32 | 28 | 7/20 | 35 | 2/12 | 17 | 18/23 | 78 | 11 | 21 | 32 | 24 | 16 | 17 | 1 | 17 | 17 | 38 | 4.8 |
| 12 | RODRIGUEZ Berni | 8 | 102 | 12:47 | 8/21 | 38 | 7/12 | 58 | 1/9 | 11 | 7/8 | 88 | 7 | 4 | 11 | 7 | 5 | 3 | | 16 | 6 | 24 | 3.0 |
| 11 | LOPEZ Raul | 8 | 60 | 7:29 | 3/15 | 20 | 2/7 | 29 | 1/8 | 13 | 10/12 | 83 | 5 | 5 | 10 | 5 | 4 | 3 | | 8 | 9 | 17 | 2.1 |
| Team/Coach | | | | | | | | | | | | | | | | | | | | | | | |
| Totals | | | | | 241/528 | 46 | 188/360 | 52 | 53/168 | 32 | 153/205 | 75 | 115 | 198 | 313 | 111 | 122 | 65 | 21 | 156 | 202 | 688 | 86.0 |
| Opponents | | | | | 220/467 | 47 | 150/275 | 55 | 70/192 | 36 | 122/172 | 71 | 65 | 182 | 247 | 102 | 139 | 72 | 17 | 203 | 152 | 632 | 79.0 |

AVERAGES PER GAME

| | ESP | Opponents |
|-----------------------|-----|-----------|
| Points from Turnovers | 58 | 79 |
| Points in the Paint | 330 | 252 |
| Second Chance Points | 119 | 56 |
| Fast Break Points | 37 | 80 |

| | ESP | Opponents |
|---------------------------|------|-----------|
| Total Field Goals Made | 30.1 | 27.5 |
| 2 Points Field Goals Made | 23.5 | 18.8 |
| 3 Points Field Goals Made | 6.6 | 8.8 |
| Free Throws Made | 19.1 | 15.3 |
| Offensive Rebounds | 14.4 | 8.1 |
| Defensive Rebounds | 24.8 | 22.8 |
| Total Rebounds | 39.1 | 30.9 |
| Assists | 13.9 | 12.8 |
| Fouls | 19.5 | 25.4 |
| Turnovers | 15.3 | 17.4 |
| Steals | 8.1 | 9.0 |
| Blocked Shots | 2.6 | 2.1 |
| Points from Turnovers | 7.3 | 9.9 |
| Points in the Paint | 41.3 | 31.5 |
| Second Chance Points | 14.9 | 7.0 |
| Fast Break Points | 4.6 | 10.0 |

| Legend: | | | |
|---------|---------------------|-----|-------------------------|
| % | Shooting Percentage | AS | Assists |
| GP | Games Played | M/A | Made/Attempts |
| PF | Fouls | PPG | Points per Game |
| TOT | Total Rebounds | BS | Blocked Shots |
| | | MIN | Minutes Played |
| | | PTS | Points |
| | | DR | Defensive Rebounds |
| | | MPG | Minutes Played per Game |
| | | ST | Steals |
| | | FO | Foul On |
| | | OR | Offensive Rebounds |
| | | TO | Turnovers |



CUMULATIVE STATISTICS

累积技术统计 / STATISTIQUES CUMULATIVES

ARG - Argentina

After 8 games

| No. | Name | GP | MIN | MPG | Field Goals | | 2 Points | | 3 Points | | Free Throws | | Rebounds | | | AS | TO | ST | BS | PF | FO | PTS | PPG |
|------------------|------------------------------------|----|-----|-------|-------------|----|----------|-----|----------|----|-------------|-----|----------|-----|-----|-----|-----|----|----|-----|-----|-----|------|
| | | | | | M/A | % | M/A | % | M/A | % | M/A | % | OR | DR | TOT | | | | | | | | |
| 4 | SCOLA Luis Alberto | 8 | 249 | 31:10 | 63/107 | 59 | 63/107 | 59 | | | 25/34 | 74 | 16 | 37 | 53 | 8 | 20 | 7 | 6 | 26 | 37 | 151 | 18.9 |
| 5 | GINOBILI Emanuel David | 7 | 178 | 25:25 | 38/78 | 49 | 21/35 | 60 | 17/43 | 40 | 31/33 | 94 | 2 | 12 | 14 | 27 | 15 | 7 | 2 | 18 | 33 | 124 | 17.7 |
| 10 | DELFINO Carlos Francisco | 8 | 215 | 26:50 | 39/84 | 46 | 16/32 | 50 | 23/52 | 44 | 12/18 | 67 | 11 | 30 | 41 | 16 | 15 | 12 | 3 | 16 | 16 | 113 | 14.1 |
| 13 | NOCIONI Andres Marcelo | 8 | 231 | 28:54 | 35/72 | 49 | 23/42 | 55 | 12/30 | 40 | 19/24 | 79 | 7 | 43 | 50 | 7 | 16 | 11 | 5 | 28 | 29 | 101 | 12.6 |
| 8 | PRIGIONI Pablo | 8 | 260 | 32:31 | 20/42 | 48 | 10/14 | 71 | 10/28 | 36 | 7/8 | 88 | 4 | 19 | 23 | 37 | 8 | 21 | | 18 | 11 | 57 | 7.1 |
| 7 | OBERTO Fabricio Raul Jesus | 7 | 177 | 25:16 | 18/28 | 64 | 18/28 | 64 | | | 6/12 | 50 | 10 | 18 | 28 | 12 | 11 | 2 | 4 | 24 | 17 | 42 | 6.0 |
| 11 | QUINTEROS Alfredo Paolo | 8 | 76 | 9:27 | 11/26 | 42 | 2/11 | 18 | 9/15 | 60 | 4/4 | 100 | 8 | 8 | 16 | 4 | 7 | 2 | | 3 | 4 | 35 | 4.4 |
| 12 | GUTIERREZ Leonardo Martin | 7 | 61 | 8:40 | 6/18 | 33 | 1/3 | 33 | 5/15 | 33 | | | 4 | 4 | 5 | | | 1 | | 9 | | 17 | 2.4 |
| 14 | GUTIERREZ LLANAS Juan Pedro | 7 | 60 | 8:33 | 5/12 | 42 | 5/12 | 42 | | | 6/7 | 86 | 4 | 10 | 14 | 1 | 3 | 3 | | 12 | 6 | 16 | 2.3 |
| 6 | GONZALEZ Roman Javier | 8 | 54 | 6:44 | 7/15 | 47 | 7/15 | 47 | | | 1/5 | 20 | 4 | 8 | 12 | 3 | 6 | 1 | 1 | 12 | 7 | 15 | 1.9 |
| 15 | KAMMERICHS Guillermo Federico | 4 | 14 | 3:23 | 1/4 | 25 | 1/1 | 100 | 0/3 | 0 | | | | 1 | 1 | | | | | 4 | | 2 | 0.5 |
| 9 | PORTA PERNIGOTTI Antonio Alejandro | 6 | 26 | 4:17 | 0/4 | 0 | 0/1 | 0 | 0/3 | 0 | | | | 1 | 1 | 4 | 3 | | | | 1 | | |
| Team/Coach | | | | | | | | | | | | | | | | | | | | | | | |
| Totals | | | | | 243/490 | 50 | 167/301 | 55 | 76/189 | 40 | 111/145 | 77 | 66 | 191 | 257 | 124 | 106 | 68 | 21 | 171 | 160 | 673 | 84.1 |
| Opponents | | | | | 219/491 | 45 | 162/320 | 51 | 57/171 | 33 | 120/162 | 74 | 87 | 184 | 271 | 91 | 113 | 53 | 18 | 163 | 169 | 615 | 76.9 |

| | ARG | Opponents |
|-----------------------|-----|-----------|
| Points from Turnovers | 59 | 51 |
| Points in the Paint | 272 | 262 |
| Second Chance Points | 53 | 67 |
| Fast Break Points | 43 | 48 |

AVERAGES PER GAME

| | ARG | Opponents |
|---------------------------|------|-----------|
| Total Field Goals Made | 30.4 | 27.4 |
| 2 Points Field Goals Made | 20.9 | 20.3 |
| 3 Points Field Goals Made | 9.5 | 7.1 |
| Free Throws Made | 13.9 | 15.0 |
| Offensive Rebounds | 8.3 | 10.9 |
| Defensive Rebounds | 23.9 | 23.0 |
| Total Rebounds | 32.1 | 33.9 |
| Assists | 15.5 | 11.4 |
| Fouls | 21.4 | 20.4 |
| Turnovers | 13.3 | 14.1 |
| Steals | 8.5 | 6.6 |
| Blocked Shots | 2.6 | 2.3 |
| Points from Turnovers | 7.4 | 6.4 |
| Points in the Paint | 34.0 | 32.8 |
| Second Chance Points | 6.6 | 8.4 |
| Fast Break Points | 5.4 | 6.0 |

| Legend: | | | |
|---------|---------------------|-----|-------------------------|
| % | Shooting Percentage | AS | Assists |
| GP | Games Played | M/A | Made/Attempts |
| PF | Fouls | PPG | Points per Game |
| TOT | Total Rebounds | BS | Blocked Shots |
| | | MIN | Minutes Played |
| | | PTS | Points |
| | | DR | Defensive Rebounds |
| | | MPG | Minutes Played per Game |
| | | ST | Steals |
| | | FO | Foul On |
| | | OR | Offensive Rebounds |
| | | TO | Turnovers |



CUMULATIVE STATISTICS
累积技术统计 / STATISTIQUES CUMULATIVES

LTU - Lithuania

After 8 games

| No. | Name | GP | MIN | MPG | Field Goals | | 2 Points | | 3 Points | | Free Throws | | Rebounds | | | AS | TO | ST | BS | PF | FO | PTS | PPG |
|------------------|-----------------------|----|-----|-------|-------------|----|----------|-----|----------|----|-------------|-----|----------|-----|-----|-----|-----|----|----|-----|-----|-----|------|
| | | | | | M/A | % | M/A | % | M/A | % | M/A | % | OR | DR | TOT | | | | | | | | |
| 13 | JASIKEVICIUS Sarunas | 8 | 216 | 27:00 | 36/74 | 49 | 24/43 | 56 | 12/31 | 39 | 20/23 | 87 | 6 | 14 | 20 | 42 | 26 | 10 | 1 | 21 | 22 | 104 | 13.0 |
| 11 | KLEIZA Linas | 8 | 150 | 18:41 | 27/59 | 46 | 16/32 | 50 | 11/27 | 41 | 24/26 | 92 | 6 | 31 | 37 | 6 | 11 | 5 | 1 | 14 | 21 | 89 | 11.1 |
| 8 | SISKAUSKAS Ramunas | 8 | 226 | 28:17 | 27/55 | 49 | 14/26 | 54 | 13/29 | 45 | 21/23 | 91 | 5 | 27 | 32 | 15 | 17 | 10 | 1 | 17 | 33 | 88 | 11.0 |
| 4 | KAUKENAS Rimantas | 8 | 202 | 25:15 | 32/63 | 51 | 23/42 | 55 | 9/21 | 43 | 10/12 | 83 | 8 | 9 | 17 | 13 | 19 | 6 | | 26 | 14 | 83 | 10.4 |
| 10 | JASAITIS Simas | 8 | 157 | 19:40 | 26/47 | 55 | 13/17 | 76 | 13/30 | 43 | 5/5 | 100 | 14 | 16 | 30 | 5 | 8 | 5 | | 17 | 5 | 70 | 8.8 |
| 12 | LAVRINOVIC Ksistof | 8 | 174 | 21:42 | 23/62 | 37 | 15/33 | 45 | 8/29 | 28 | 13/18 | 72 | 9 | 37 | 46 | 10 | 11 | 8 | 12 | 18 | 21 | 67 | 8.4 |
| 15 | JAVTOKAS Robertas | 8 | 151 | 18:50 | 24/38 | 63 | 24/37 | 65 | 0/1 | 0 | 18/27 | 67 | 9 | 31 | 40 | 4 | 12 | 3 | 6 | 23 | 21 | 66 | 8.3 |
| 5 | LUKAUSKIS Mindaugas | 8 | 116 | 14:26 | 14/32 | 44 | 6/13 | 46 | 8/19 | 42 | 7/12 | 58 | 3 | 8 | 11 | 7 | 3 | 7 | 1 | 12 | 9 | 43 | 5.4 |
| 6 | MACIULIS Jonas | 6 | 55 | 9:11 | 7/17 | 41 | 6/13 | 46 | 1/4 | 25 | 9/12 | 75 | 4 | 8 | 12 | 6 | 7 | 9 | | 11 | 7 | 24 | 4.0 |
| 14 | PETRAVICIUS Marijonas | 8 | 103 | 12:50 | 10/19 | 53 | 10/19 | 53 | | | 11/19 | 58 | 10 | 8 | 18 | | 8 | 4 | 1 | 27 | 16 | 31 | 3.9 |
| 7 | LAVRINOVIC Darjus | 4 | 27 | 6:51 | 4/7 | 57 | 3/3 | 100 | 1/4 | 25 | 2/3 | 67 | 1 | 3 | 4 | 1 | 2 | | 3 | 9 | 3 | 11 | 2.8 |
| 9 | PREKEVICIUS Marius | 3 | 23 | 7:46 | 2/4 | 50 | 2/2 | 100 | 0/2 | 0 | | | | | | 1 | 4 | | | 5 | | 4 | 1.3 |
| Team/Coach | | | | | | | | | | | | | | | | | | | | | | | |
| Totals | | | | | 232/477 | 49 | 156/280 | 56 | 76/197 | 39 | 140/180 | 78 | 75 | 192 | 267 | 110 | 128 | 67 | 26 | 201 | 172 | 680 | 85.0 |
| Opponents | | | | | 207/480 | 43 | 148/313 | 47 | 59/167 | 35 | 173/223 | 78 | 85 | 176 | 261 | 111 | 123 | 70 | 18 | 172 | 198 | 646 | 80.8 |

AVERAGES PER GAME

| | LTU | Opponents |
|-----------------------|-----|-----------|
| Points from Turnovers | 57 | 47 |
| Points in the Paint | 262 | 260 |
| Second Chance Points | 61 | 57 |
| Fast Break Points | 62 | 50 |

| | LTU | Opponents |
|---------------------------|------|-----------|
| Total Field Goals Made | 29.0 | 25.9 |
| 2 Points Field Goals Made | 19.5 | 18.5 |
| 3 Points Field Goals Made | 9.5 | 7.4 |
| Free Throws Made | 17.5 | 21.6 |
| Offensive Rebounds | 9.4 | 10.6 |
| Defensive Rebounds | 24.0 | 22.0 |
| Total Rebounds | 33.4 | 32.6 |
| Assists | 13.8 | 13.9 |
| Fouls | 25.1 | 21.5 |
| Turnovers | 16.0 | 15.4 |
| Steals | 8.4 | 8.8 |
| Blocked Shots | 3.3 | 2.3 |
| Points from Turnovers | 7.1 | 5.9 |
| Points in the Paint | 32.8 | 32.5 |
| Second Chance Points | 7.6 | 7.1 |
| Fast Break Points | 7.8 | 6.3 |

| Legend: | | | |
|---------|---------------------|-----|-------------------------|
| % | Shooting Percentage | AS | Assists |
| GP | Games Played | M/A | Made/Attempts |
| PF | Fouls | PPG | Points per Game |
| TOT | Total Rebounds | BS | Blocked Shots |
| | | MIN | Minutes Played |
| | | PTS | Points |
| | | DR | Defensive Rebounds |
| | | MPG | Minutes Played per Game |
| | | ST | Steals |
| | | FO | Foul On |
| | | OR | Offensive Rebounds |
| | | TO | Turnovers |



CUMULATIVE STATISTICS
累积技术统计 / STATISTIQUES CUMULATIVES

GRE - Greece

After 6 games

| No. | Name | GP | MIN | MPG | Field Goals | | 2 Points | | 3 Points | | Free Throws | | Rebounds | | | AS | TO | ST | BS | PF | FO | PTS | PPG |
|------------------|-------------------------|----|-----|-------|-------------|----|----------|----|----------|----|-------------|-----|----------|-----|-----|----|----|----|----|-----|-----|-----|------|
| | | | | | M/A | % | M/A | % | M/A | % | M/A | % | OR | DR | TOT | | | | | | | | |
| 7 | SPANOULIS Vasileios | 6 | 169 | 28:05 | 34/64 | 53 | 28/42 | 67 | 6/22 | 27 | 12/19 | 63 | 6 | 12 | 18 | 18 | 16 | 8 | | 11 | 18 | 86 | 14.3 |
| 5 | BOUROUSIS Ioannis | 6 | 103 | 17:14 | 25/35 | 71 | 24/31 | 77 | 1/4 | 25 | 19/25 | 76 | 10 | 21 | 31 | 3 | 2 | 6 | 2 | 11 | 18 | 70 | 11.7 |
| 9 | FOTSIS Antonios | 6 | 153 | 25:28 | 25/43 | 58 | 15/22 | 68 | 10/21 | 48 | 6/6 | 100 | 15 | 25 | 40 | 10 | 6 | 3 | 1 | 8 | 5 | 66 | 11.0 |
| 4 | PAPALOUKAS Theodoros | 6 | 152 | 25:15 | 16/38 | 42 | 12/28 | 43 | 4/10 | 40 | 17/19 | 89 | 2 | 19 | 21 | 17 | 14 | 5 | 1 | 5 | 14 | 53 | 8.8 |
| 13 | DIAMANTIDIS Dimitrios | 6 | 170 | 28:18 | 16/38 | 42 | 9/19 | 47 | 7/19 | 37 | 5/6 | 83 | 5 | 16 | 21 | 14 | 15 | 8 | 2 | 9 | 14 | 44 | 7.3 |
| 8 | VASILOPOULOS Panagiotis | 6 | 112 | 18:41 | 15/35 | 43 | 7/20 | 35 | 8/15 | 53 | 4/6 | 67 | 5 | 12 | 17 | 5 | 4 | 6 | 1 | 14 | 7 | 42 | 7.0 |
| 11 | GLYNIADAKIS Andreas | 4 | 40 | 9:56 | 9/16 | 56 | 9/16 | 56 | | | 9/9 | 100 | 4 | 7 | 11 | 1 | 2 | 3 | 1 | 7 | 6 | 27 | 6.8 |
| 6 | ZISIS Nikolaos | 6 | 108 | 18:01 | 15/38 | 39 | 12/28 | 43 | 3/10 | 30 | 2/7 | 29 | 5 | 9 | 14 | 10 | 5 | 1 | | 8 | 11 | 35 | 5.8 |
| 10 | PRINTEZIS Georgios | 5 | 26 | 5:06 | 8/12 | 67 | 6/8 | 75 | 2/4 | 50 | 2/2 | 100 | | 3 | 3 | 1 | 4 | | | 3 | 2 | 20 | 4.0 |
| 12 | TSARTSARIS Konstantinos | 6 | 91 | 15:10 | 8/14 | 57 | 8/11 | 73 | 0/3 | 0 | 6/8 | 75 | 5 | 16 | 21 | 3 | 4 | | 3 | 10 | 8 | 22 | 3.7 |
| 14 | SCHORTSANITIS Sofoklis | 5 | 32 | 6:25 | 6/11 | 55 | 6/11 | 55 | | | 3/15 | 20 | 3 | 4 | 7 | | | | 8 | 1 | 1 | 15 | 3.0 |
| 15 | PELEKANOS Michail | 6 | 45 | 7:30 | 5/12 | 42 | 2/4 | 50 | 3/8 | 38 | | | 4 | 5 | 9 | 1 | 2 | 3 | | 8 | | 13 | 2.2 |
| Team/Coach | | | | | | | | | | | | | | | | | | | | | | | |
| Totals | | | | | 182/356 | 51 | 138/240 | 57 | 44/116 | 38 | 85/122 | 70 | 64 | 149 | 213 | 83 | 82 | 44 | 12 | 102 | 114 | 493 | 82.2 |
| Opponents | | | | | 165/364 | 45 | 106/208 | 51 | 59/156 | 38 | 66/92 | 72 | 55 | 129 | 184 | 74 | 84 | 45 | 28 | 116 | 98 | 455 | 75.8 |

AVERAGES PER GAME

| | GRE | Opponents |
|-----------------------|-----|-----------|
| Points from Turnovers | 50 | 57 |
| Points in the Paint | 252 | 174 |
| Second Chance Points | 58 | 49 |
| Fast Break Points | 52 | 42 |

| | GRE | Opponents |
|---------------------------|------|-----------|
| Total Field Goals Made | 30.3 | 27.5 |
| 2 Points Field Goals Made | 23.0 | 17.7 |
| 3 Points Field Goals Made | 7.3 | 9.8 |
| Free Throws Made | 14.2 | 11.0 |
| Offensive Rebounds | 10.7 | 9.2 |
| Defensive Rebounds | 24.8 | 21.5 |
| Total Rebounds | 35.5 | 30.7 |
| Assists | 13.8 | 12.3 |
| Fouls | 17.0 | 19.3 |
| Turnovers | 13.7 | 14.0 |
| Steals | 7.3 | 7.5 |
| Blocked Shots | 2.0 | 4.7 |
| Points from Turnovers | 8.3 | 9.5 |
| Points in the Paint | 42.0 | 29.0 |
| Second Chance Points | 9.7 | 8.2 |
| Fast Break Points | 8.7 | 7.0 |

| Legend: | | | |
|---------|---------------------|-----|-------------------------|
| % | Shooting Percentage | AS | Assists |
| GP | Games Played | M/A | Made/Attempts |
| PF | Fouls | PPG | Points per Game |
| TOT | Total Rebounds | PTS | Points |
| | | BS | Blocked Shots |
| | | MIN | Minutes Played |
| | | MPG | Minutes Played per Game |
| | | DR | Defensive Rebounds |
| | | ST | Steals |
| | | FO | Foul On |
| | | OR | Offensive Rebounds |
| | | TO | Turnovers |



CUMULATIVE STATISTICS

累积技术统计 / STATISTIQUES CUMULATIVES

CRO - Croatia

After 6 games

| No. | Name | GP | MIN | MPG | Field Goals | | 2 Points | | 3 Points | | Free Throws | | Rebounds | | | AS | TO | ST | BS | PF | FO | PTS | PPG |
|------------------|-----------------|----|-----|-------|-------------|----|----------|-----|----------|-----|-------------|-----|----------|-----|-----|----|----|----|----|-----|-----|-----|------|
| | | | | | M/A | % | M/A | % | M/A | % | M/A | % | OR | DR | TOT | | | | | | | | |
| 10 | PLANINIC Zoran | 5 | 97 | 19:20 | 20/39 | 51 | 10/24 | 42 | 10/15 | 67 | 9/13 | 69 | 4 | 11 | 15 | 5 | 11 | 2 | 1 | 11 | 15 | 59 | 11.8 |
| 6 | POPOVIC Marko | 3 | 67 | 22:14 | 8/13 | 62 | 4/4 | 100 | 4/9 | 44 | 10/12 | 83 | | 3 | 3 | 8 | 5 | 1 | | 3 | 10 | 30 | 10.0 |
| 13 | BANIC Marko | 6 | 131 | 21:53 | 24/36 | 67 | 23/35 | 66 | 1/1 | 100 | 9/11 | 82 | 12 | 11 | 23 | 4 | 9 | 5 | 1 | 15 | 15 | 58 | 9.7 |
| 9 | TOMAS Marko | 6 | 146 | 24:21 | 17/41 | 41 | 6/18 | 33 | 11/23 | 48 | 11/14 | 79 | 4 | 18 | 22 | 6 | 13 | 8 | | 16 | 14 | 56 | 9.3 |
| 4 | UKIC Roko-Leni | 6 | 157 | 26:08 | 17/52 | 33 | 13/32 | 41 | 4/20 | 20 | 7/10 | 70 | 3 | 18 | 21 | 17 | 7 | 8 | | 5 | 12 | 45 | 7.5 |
| 8 | PRKACIN Nikola | 6 | 81 | 13:32 | 15/22 | 68 | 15/22 | 68 | | | 12/16 | 75 | 2 | 8 | 10 | 1 | 4 | 5 | | 15 | 17 | 42 | 7.0 |
| 12 | RUDEZ Damjan | 2 | 22 | 10:56 | 5/8 | 63 | 2/5 | 40 | 3/3 | 100 | | | 1 | 3 | 4 | 1 | | | 1 | 2 | | 13 | 6.5 |
| 7 | ROZIC Marin | 6 | 101 | 16:49 | 13/22 | 59 | 8/13 | 62 | 5/9 | 56 | 6/6 | 100 | 4 | 13 | 17 | 4 | 5 | 4 | 1 | 17 | 7 | 37 | 6.2 |
| 14 | LONCAR Kresimir | 6 | 107 | 17:49 | 15/43 | 35 | 14/40 | 35 | 1/3 | 33 | 5/6 | 83 | 12 | 20 | 32 | 5 | 8 | 2 | 3 | 18 | 10 | 36 | 6.0 |
| 5 | KUS Davor | 6 | 148 | 24:44 | 9/31 | 29 | 5/15 | 33 | 4/16 | 25 | 10/13 | 77 | 6 | 5 | 11 | 14 | 10 | 5 | | 11 | 10 | 32 | 5.3 |
| 15 | BARAC Stanko | 6 | 72 | 12:01 | 13/25 | 52 | 13/25 | 52 | | | 2/4 | 50 | 10 | 15 | 25 | 2 | 8 | | 2 | 7 | 5 | 28 | 4.7 |
| 11 | NICEVIC Sandro | 6 | 71 | 11:47 | 10/16 | 63 | 10/16 | 63 | | | 2/2 | 100 | 4 | 13 | 17 | 7 | 5 | 2 | 3 | 13 | 4 | 22 | 3.7 |
| Team/Coach | | | | | | | | | | | | | | | | | | | | | | | |
| Totals | | | | | 166/348 | 48 | 123/249 | 49 | 43/99 | 43 | 83/107 | 78 | 62 | 138 | 200 | 74 | 85 | 42 | 12 | 133 | 119 | 458 | 76.3 |
| Opponents | | | | | 165/345 | 48 | 120/211 | 57 | 45/134 | 34 | 77/113 | 68 | 57 | 117 | 174 | 80 | 79 | 43 | 16 | 120 | 133 | 452 | 75.3 |

| | CRO | Opponents |
|-----------------------|-----|-----------|
| Points from Turnovers | 27 | 28 |
| Points in the Paint | 194 | 202 |
| Second Chance Points | 43 | 63 |
| Fast Break Points | 37 | 28 |

AVERAGES PER GAME

| | CRO | Opponents |
|---------------------------|------|-----------|
| Total Field Goals Made | 27.7 | 27.5 |
| 2 Points Field Goals Made | 20.5 | 20.0 |
| 3 Points Field Goals Made | 7.2 | 7.5 |
| Free Throws Made | 13.8 | 12.8 |
| Offensive Rebounds | 10.3 | 9.5 |
| Defensive Rebounds | 23.0 | 19.5 |
| Total Rebounds | 33.3 | 29.0 |
| Assists | 12.3 | 13.3 |
| Fouls | 22.2 | 20.0 |
| Turnovers | 14.2 | 13.2 |
| Steals | 7.0 | 7.2 |
| Blocked Shots | 2.0 | 2.7 |
| Points from Turnovers | 4.5 | 4.7 |
| Points in the Paint | 32.3 | 33.7 |
| Second Chance Points | 7.2 | 10.5 |
| Fast Break Points | 6.2 | 4.7 |

| Legend: | | | |
|---------|---------------------|-----|-------------------------|
| % | Shooting Percentage | AS | Assists |
| GP | Games Played | M/A | Made/Attempts |
| PF | Fouls | PPG | Points per Game |
| TOT | Total Rebounds | PTS | Points |
| | | BS | Blocked Shots |
| | | MIN | Minutes Played |
| | | MPG | Minutes Played per Game |
| | | DR | Defensive Rebounds |
| | | ST | Steals |
| | | FO | Foul On |
| | | OR | Offensive Rebounds |
| | | TO | Turnovers |



CUMULATIVE STATISTICS
累积技术统计 / STATISTIQUES CUMULATIVES

AUS - Australia

After 6 games

| No. | Name | GP | MIN | MPG | Field Goals | | 2 Points | | 3 Points | | Free Throws | | Rebounds | | | AS | TO | ST | BS | PF | FO | PTS | PPG |
|------------------|------------------|----|-----|-------|-------------|----|----------|----|----------|----|-------------|-----|----------|-----|-----|----|-----|----|----|-----|-----|-----|------|
| | | | | | M/A | % | M/A | % | M/A | % | M/A | % | OR | DR | TOT | | | | | | | | |
| 5 | MILLS Patrick | 6 | 142 | 23:37 | 31/66 | 47 | 23/44 | 52 | 8/22 | 36 | 15/18 | 83 | 3 | 10 | 13 | 12 | 6 | 10 | | 7 | 18 | 85 | 14.2 |
| 8 | NEWLEY Brad | 6 | 155 | 25:46 | 28/49 | 57 | 19/29 | 66 | 9/20 | 45 | 11/17 | 65 | 3 | 12 | 15 | 8 | 6 | 6 | | 12 | 15 | 76 | 12.7 |
| 6 | BOGUT Andrew | 6 | 119 | 19:47 | 31/52 | 60 | 26/44 | 59 | 5/8 | 63 | 9/15 | 60 | 9 | 14 | 23 | 7 | 12 | 5 | 3 | 14 | 21 | 76 | 12.7 |
| 4 | ANSTEY Chris | 6 | 95 | 15:51 | 18/30 | 60 | 11/17 | 65 | 7/13 | 54 | 4/6 | 67 | 6 | 15 | 21 | 8 | 6 | 4 | 2 | 14 | 9 | 47 | 7.8 |
| 14 | NIELSEN Matt | 6 | 110 | 18:22 | 12/30 | 40 | 10/24 | 42 | 2/6 | 33 | 18/30 | 60 | 7 | 13 | 20 | 7 | 13 | 4 | 1 | 14 | 23 | 44 | 7.3 |
| 9 | BRUTON CJ | 6 | 137 | 22:45 | 11/28 | 39 | 4/9 | 44 | 7/19 | 37 | 10/10 | 100 | 5 | 8 | 13 | 18 | 4 | 10 | | 10 | 14 | 39 | 6.5 |
| 13 | ANDERSEN David | 6 | 98 | 16:18 | 14/32 | 44 | 11/26 | 42 | 3/6 | 50 | 8/8 | 100 | 6 | 15 | 21 | 3 | 10 | 4 | | 9 | 6 | 39 | 6.5 |
| 10 | BARLOW David | 6 | 121 | 20:13 | 14/38 | 37 | 9/22 | 41 | 5/16 | 31 | 2/2 | 100 | 5 | 11 | 16 | 4 | 10 | 2 | 2 | 15 | 4 | 35 | 5.8 |
| 12 | SAVILLE Glen | 5 | 50 | 10:03 | 9/13 | 69 | 4/6 | 67 | 5/7 | 71 | 5/5 | 100 | 3 | 3 | 6 | 4 | | 3 | | 7 | 5 | 28 | 5.6 |
| 7 | INGLES Joe | 5 | 47 | 9:20 | 8/13 | 62 | 5/6 | 83 | 3/7 | 43 | 5/5 | 100 | 2 | 1 | 3 | 2 | 3 | 5 | | 12 | 3 | 24 | 4.8 |
| 11 | WORTHINGTON Mark | 6 | 86 | 14:22 | 10/20 | 50 | 6/12 | 50 | 4/8 | 50 | 3/5 | 60 | 5 | 17 | 22 | 11 | 4 | 3 | | 9 | 3 | 27 | 4.5 |
| 15 | REDHAGE Shawn | 5 | 41 | 8:06 | 7/19 | 37 | 7/16 | 44 | 0/3 | 0 | 8/10 | 80 | 5 | | 5 | 2 | 2 | 4 | | 5 | 7 | 22 | 4.4 |
| Team/Coach | | | | | | | | | | | | | | | | | | | | | | | |
| Totals | | | | | 193/390 | 49 | 135/255 | 53 | 58/135 | 43 | 98/131 | 75 | 59 | 119 | 178 | 86 | 76 | 60 | 8 | 128 | 128 | 542 | 90.3 |
| Opponents | | | | | 186/355 | 52 | 123/216 | 57 | 63/139 | 45 | 86/118 | 73 | 55 | 151 | 206 | 91 | 113 | 40 | 14 | 129 | 128 | 521 | 86.8 |

| | AUS | Opponents |
|-----------------------|-----|-----------|
| Points from Turnovers | 60 | 38 |
| Points in the Paint | 240 | 200 |
| Second Chance Points | 55 | 49 |
| Fast Break Points | 65 | 38 |

AVERAGES PER GAME

| | AUS | Opponents |
|---------------------------|------|-----------|
| Total Field Goals Made | 32.2 | 31.0 |
| 2 Points Field Goals Made | 22.5 | 20.5 |
| 3 Points Field Goals Made | 9.7 | 10.5 |
| Free Throws Made | 16.3 | 14.3 |
| Offensive Rebounds | 9.8 | 9.2 |
| Defensive Rebounds | 19.8 | 25.2 |
| Total Rebounds | 29.7 | 34.3 |
| Assists | 14.3 | 15.2 |
| Fouls | 21.3 | 21.5 |
| Turnovers | 12.7 | 18.8 |
| Steals | 10.0 | 6.7 |
| Blocked Shots | 1.3 | 2.3 |
| Points from Turnovers | 10.0 | 6.3 |
| Points in the Paint | 40.0 | 33.3 |
| Second Chance Points | 9.2 | 8.2 |
| Fast Break Points | 10.8 | 6.3 |

| | | | | | |
|---------------------------|----------------------------|---------------------------|------------------------------------|------------------------------|-------------------|
| Legend: | % Shooting Percentage | AS Assists | BS Blocked Shots | DR Defensive Rebounds | FO Foul On |
| GP Games Played | M/A Made/Attempts | MIN Minutes Played | MPG Minutes Played per Game | OR Offensive Rebounds | |
| PF Fouls | PPG Points per Game | PTS Points | ST Steals | TO Turnovers | |
| TOT Total Rebounds | | | | | |



CUMULATIVE STATISTICS
累积技术统计 / STATISTIQUES CUMULATIVES

CHN - China
After 6 games

| No. | Name | GP | MIN | MPG | Field Goals | | 2 Points | | 3 Points | | Free Throws | | Rebounds | | | AS | TO | ST | BS | PF | FO | PTS | PPG |
|------------------|----------------|----|-----|-------|-------------|----|----------|----|----------|----|-------------|-----|----------|-----|-----|----|----|----|----|-----|-----|-----|------|
| | | | | | M/A | % | M/A | % | M/A | % | M/A | % | OR | DR | TOT | | | | | | | | |
| 13 | YAO Ming | 6 | 178 | 29:38 | 35/68 | 51 | 33/62 | 53 | 2/6 | 33 | 42/52 | 81 | 19 | 30 | 49 | 12 | 12 | 4 | 9 | 18 | 48 | 114 | 19.0 |
| 11 | YI Jianlian | 6 | 178 | 29:43 | 21/45 | 47 | 19/36 | 53 | 2/9 | 22 | 10/11 | 91 | 12 | 33 | 45 | 1 | 8 | 10 | 3 | 13 | 11 | 54 | 9.0 |
| 5 | LIU Wei | 6 | 157 | 26:10 | 17/53 | 32 | 7/25 | 28 | 10/28 | 36 | 7/10 | 70 | 7 | 16 | 23 | 10 | 15 | 1 | | 9 | 11 | 51 | 8.5 |
| 8 | ZHU Fangyu | 6 | 152 | 25:15 | 15/41 | 37 | 3/12 | 25 | 12/29 | 41 | 6/8 | 75 | 7 | 12 | 19 | 7 | 9 | 6 | | 6 | 9 | 48 | 8.0 |
| 14 | WANG Zhizhi | 6 | 105 | 17:28 | 19/40 | 48 | 16/24 | 67 | 3/16 | 19 | 5/5 | 100 | 5 | 18 | 23 | 4 | 8 | 2 | 3 | 9 | 3 | 46 | 7.7 |
| 9 | SUN Yue | 6 | 169 | 28:09 | 14/30 | 47 | 8/13 | 62 | 6/17 | 35 | 7/8 | 88 | 2 | 8 | 10 | 15 | 10 | 8 | 5 | 13 | 5 | 41 | 6.8 |
| 7 | WANG Shipeng | 6 | 90 | 14:58 | 9/28 | 32 | 7/17 | 41 | 2/11 | 18 | 7/9 | 78 | 4 | 7 | 11 | 7 | 7 | | | 8 | 11 | 27 | 4.5 |
| 15 | DU Feng | 4 | 29 | 7:12 | 5/11 | 45 | 4/5 | 80 | 1/6 | 17 | 2/2 | 100 | 1 | 4 | 5 | 1 | 2 | | | 7 | 1 | 13 | 3.3 |
| 10 | LI Nan | 6 | 73 | 12:05 | 6/21 | 29 | 1/4 | 25 | 5/17 | 29 | 2/2 | 100 | 2 | 6 | 8 | 3 | 4 | 2 | | 10 | 3 | 19 | 3.2 |
| 6 | ZHANG Qingpeng | 4 | 36 | 9:00 | 4/10 | 40 | 2/3 | 67 | 2/7 | 29 | 2/3 | 67 | | 3 | 3 | 3 | 3 | | | 3 | 5 | 12 | 3.0 |
| 4 | CHEN Jianghua | 6 | 46 | 7:42 | 1/6 | 17 | 1/5 | 20 | 0/1 | 0 | 7/8 | 88 | 4 | 5 | 9 | 7 | 10 | 2 | 1 | 3 | 5 | 9 | 1.5 |
| 12 | WANG Lei | 2 | 13 | 6:27 | 0/2 | 0 | 0/1 | 0 | 0/1 | 0 | | | | | 3 | 3 | | | | | | 2 | |
| Team/Coach | | | | | | | | | | | | | | | | | | | | | | | |
| Totals | | | | | 146/355 | 41 | 101/207 | 49 | 45/148 | 30 | 97/118 | 82 | 63 | 145 | 208 | 70 | 89 | 35 | 21 | 100 | 114 | 434 | 72.3 |
| Opponents | | | | | 187/396 | 47 | 140/263 | 53 | 47/133 | 35 | 73/96 | 76 | 70 | 147 | 217 | 79 | 75 | 62 | 18 | 116 | 99 | 494 | 82.3 |

AVERAGES PER GAME

| | CHN | Opponents |
|-----------------------|-----|-----------|
| Points from Turnovers | 32 | 57 |
| Points in the Paint | 154 | 242 |
| Second Chance Points | 38 | 66 |
| Fast Break Points | 14 | 62 |

| | CHN | Opponents |
|---------------------------|------|-----------|
| Total Field Goals Made | 24.3 | 31.2 |
| 2 Points Field Goals Made | 16.8 | 23.3 |
| 3 Points Field Goals Made | 7.5 | 7.8 |
| Free Throws Made | 16.2 | 12.2 |
| Offensive Rebounds | 10.5 | 11.7 |
| Defensive Rebounds | 24.2 | 24.5 |
| Total Rebounds | 34.7 | 36.2 |
| Assists | 11.7 | 13.2 |
| Fouls | 16.7 | 19.3 |
| Turnovers | 14.8 | 12.5 |
| Steals | 5.8 | 10.3 |
| Blocked Shots | 3.5 | 3.0 |
| Points from Turnovers | 5.3 | 9.5 |
| Points in the Paint | 25.7 | 40.3 |
| Second Chance Points | 6.3 | 11.0 |
| Fast Break Points | 2.3 | 10.3 |

| Legend: | | | |
|---------|---------------------|-----|-------------------------|
| % | Shooting Percentage | AS | Assists |
| GP | Games Played | M/A | Made/Attempts |
| PF | Fouls | MPG | Minutes Played per Game |
| TOT | Total Rebounds | PPG | Points per Game |
| | | BS | Blocked Shots |
| | | MIN | Minutes Played |
| | | PTS | Points |
| | | DR | Defensive Rebounds |
| | | FO | Foul On |
| | | OR | Offensive Rebounds |
| | | ST | Steals |
| | | TO | Turnovers |



CUMULATIVE STATISTICS
累积技术统计 / STATISTIQUES CUMULATIVES

RUS - Russian Fed.

After 5 games

| No. | Name | GP | MIN | MPG | Field Goals | | 2 Points | | 3 Points | | Free Throws | | Rebounds | | | AS | TO | ST | BS | PF | FO | PTS | PPG |
|------------------|---------------------|----|-----|-------|-------------|----|----------|----|----------|-----|-------------|-----|----------|-----|-----|----|----|----|----|-----|-----|-----|------|
| | | | | | M/A | % | M/A | % | M/A | % | M/A | % | OR | DR | TOT | | | | | | | | |
| 5 | HOLDEN John-Robert | 5 | 192 | 38:24 | 33/77 | 43 | 24/49 | 49 | 9/28 | 32 | 13/20 | 65 | 4 | 9 | 13 | 24 | 15 | 7 | | 10 | 17 | 88 | 17.6 |
| 7 | KIRILENKO Andrey | 5 | 182 | 36:25 | 22/56 | 39 | 16/36 | 44 | 6/20 | 30 | 29/42 | 69 | 11 | 21 | 32 | 17 | 17 | 13 | 11 | 14 | 33 | 79 | 15.8 |
| 10 | KHRYAPA Viktor | 4 | 102 | 25:30 | 19/35 | 54 | 8/14 | 57 | 11/21 | 52 | 5/10 | 50 | 3 | 23 | 26 | 4 | 11 | 6 | 3 | 12 | 9 | 54 | 13.5 |
| 14 | SAVRASENKO Aleksey | 5 | 107 | 21:27 | 24/36 | 67 | 24/36 | 67 | | | 5/6 | 83 | 4 | 10 | 14 | 6 | 4 | 3 | | 14 | 7 | 53 | 10.6 |
| 6 | BYKOV Sergey | 5 | 89 | 17:50 | 15/30 | 50 | 11/21 | 52 | 4/9 | 44 | 7/7 | 100 | 4 | 8 | 12 | 5 | 11 | 10 | | 10 | 13 | 41 | 8.2 |
| 4 | VORONTSEVICH Andrey | 5 | 49 | 9:49 | 6/10 | 60 | 3/4 | 75 | 3/6 | 50 | | | 4 | 9 | 13 | 2 | 1 | 1 | 1 | 6 | 5 | 15 | 3.0 |
| 8 | MORGUNOV Nikita | 5 | 59 | 11:46 | 4/10 | 40 | 2/5 | 40 | 2/5 | 40 | 3/5 | 60 | 2 | 4 | 6 | 5 | 2 | 1 | 1 | 11 | 5 | 13 | 2.6 |
| 11 | PASHUTIN Zakhar | 5 | 80 | 16:05 | 5/13 | 38 | 4/8 | 50 | 1/5 | 20 | 1/2 | 50 | 6 | 6 | 12 | 1 | 3 | 2 | | 10 | 2 | 12 | 2.4 |
| 12 | MONYA Sergey | 5 | 68 | 13:41 | 5/21 | 24 | 3/13 | 23 | 2/8 | 25 | | | 7 | 12 | 19 | | 3 | 2 | | 17 | 2 | 12 | 2.4 |
| 15 | KEYRU Victor | 5 | 46 | 9:07 | 5/11 | 45 | 4/10 | 40 | 1/1 | 100 | 1/2 | 50 | 3 | 2 | 5 | 4 | 1 | 2 | 1 | 8 | 3 | 12 | 2.4 |
| 13 | FRIDZON Vitaliy | 3 | 13 | 4:13 | 2/4 | 50 | 1/2 | 50 | 1/2 | 50 | 1/1 | 100 | | | | | 1 | 2 | | 5 | 2 | 6 | 2.0 |
| 9 | SAMOYLENKO Petr | 3 | 12 | 4:00 | 0/1 | 0 | | | 0/1 | 0 | 2/2 | 100 | | 3 | 3 | 2 | 1 | | | 2 | 1 | 2 | 0.7 |
| Team/Coach | | | | | | | | | | | | | | | | | | | | | | | |
| Totals | | | | | 140/304 | 46 | 100/198 | 51 | 40/106 | 38 | 67/97 | 69 | 48 | 107 | 155 | 70 | 70 | 49 | 17 | 120 | 99 | 387 | 77.4 |
| Opponents | | | | | 131/280 | 47 | 86/181 | 48 | 45/99 | 45 | 99/129 | 77 | 51 | 126 | 177 | 70 | 80 | 30 | 10 | 99 | 119 | 406 | 81.2 |

AVERAGES PER GAME

| | RUS | Opponents |
|-----------------------|-----|-----------|
| Points from Turnovers | 45 | 26 |
| Points in the Paint | 166 | 130 |
| Second Chance Points | 37 | 46 |
| Fast Break Points | 42 | 19 |

| | RUS | Opponents |
|---------------------------|------|-----------|
| Total Field Goals Made | 28.0 | 26.2 |
| 2 Points Field Goals Made | 20.0 | 17.2 |
| 3 Points Field Goals Made | 8.0 | 9.0 |
| Free Throws Made | 13.4 | 19.8 |
| Offensive Rebounds | 9.6 | 10.2 |
| Defensive Rebounds | 21.4 | 25.2 |
| Total Rebounds | 31.0 | 35.4 |
| Assists | 14.0 | 14.0 |
| Fouls | 24.0 | 19.8 |
| Turnovers | 14.0 | 16.0 |
| Steals | 9.8 | 6.0 |
| Blocked Shots | 3.4 | 2.0 |
| Points from Turnovers | 9.0 | 5.2 |
| Points in the Paint | 33.2 | 26.0 |
| Second Chance Points | 7.4 | 9.2 |
| Fast Break Points | 8.4 | 3.8 |

| Legend: | | | | | | | |
|---------|---------------------|-----|-----------------|-----|----------------|-----|-------------------------|
| % | Shooting Percentage | AS | Assists | BS | Blocked Shots | DR | Defensive Rebounds |
| GP | Games Played | M/A | Made/Attempts | MIN | Minutes Played | MPG | Minutes Played per Game |
| PF | Fouls | PPG | Points per Game | PTS | Points | ST | Steals |
| TOT | Total Rebounds | | | | | FO | Foul On |
| | | | | | | OR | Offensive Rebounds |
| | | | | | | TO | Turnovers |



CUMULATIVE STATISTICS
累积技术统计 / STATISTIQUES CUMULATIVES

GER - Germany

After 5 games

| No. | Name | GP | MIN | MPG | Field Goals | | 2 Points | | 3 Points | | Free Throws | | Rebounds | | | AS | TO | ST | BS | PF | FO | PTS | PPG |
|------------------|--------------------------|----|-----|-------|-------------|----|----------|-----|----------|----|-------------|----|----------|-----|-----|----|----|----|----|----|----|-----|------|
| | | | | | M/A | % | M/A | % | M/A | % | M/A | % | OR | DR | TOT | | | | | | | | |
| 14 | NOWITZKI Dirk | 5 | 142 | 28:27 | 26/62 | 42 | 16/38 | 42 | 10/24 | 42 | 23/24 | 96 | 4 | 38 | 42 | 3 | 15 | 1 | | 14 | 25 | 85 | 17.0 |
| 12 | KAMAN Christopher | 5 | 98 | 19:38 | 21/43 | 49 | 21/43 | 49 | | | 10/11 | 91 | 14 | 16 | 30 | 2 | 13 | | 2 | 12 | 11 | 52 | 10.4 |
| 10 | GREENE Demond | 5 | 113 | 22:30 | 11/28 | 39 | 1/5 | 20 | 10/23 | 43 | 3/5 | 60 | 1 | 3 | 4 | 3 | 6 | 1 | | 9 | 2 | 35 | 7.0 |
| 9 | HAMANN Steffen | 5 | 118 | 23:34 | 10/24 | 42 | 8/20 | 40 | 2/4 | 50 | 12/17 | 71 | 3 | 8 | 11 | 12 | 10 | 6 | 2 | 14 | 13 | 34 | 6.8 |
| 15 | JAGLA Jan-Hendrik | 5 | 64 | 12:44 | 12/33 | 36 | 7/17 | 41 | 5/16 | 31 | | | 8 | 15 | 23 | 4 | 6 | 3 | 1 | 5 | 1 | 29 | 5.8 |
| 11 | ROLLER Pascal | 5 | 112 | 22:21 | 10/28 | 36 | 2/6 | 33 | 8/22 | 36 | | | 1 | 9 | 10 | 2 | 10 | 4 | | 5 | 5 | 28 | 5.6 |
| 6 | SCHULTZE Sven | 5 | 84 | 16:49 | 10/30 | 33 | 6/13 | 46 | 4/17 | 24 | | | 2 | 12 | 14 | 3 | 5 | 6 | 1 | 13 | 6 | 24 | 4.8 |
| 8 | WYSOCKI Konrad Christoph | 5 | 70 | 13:58 | 5/13 | 38 | 2/5 | 40 | 3/8 | 38 | 1/2 | 50 | 6 | 10 | 16 | 4 | 3 | 2 | | 7 | 2 | 14 | 2.8 |
| 4 | OHLBRECHT Tim | 4 | 33 | 8:20 | 4/9 | 44 | 4/8 | 50 | 0/1 | 0 | 2/5 | 40 | 3 | 3 | 6 | | 1 | 1 | 2 | 5 | 4 | 10 | 2.5 |
| 13 | FEMERLING Patrick | 5 | 60 | 11:57 | 3/8 | 38 | 3/8 | 38 | | | 6/11 | 55 | 9 | 7 | 16 | 2 | 5 | 1 | 3 | 10 | 8 | 12 | 2.4 |
| 7 | GARRETT Robert | 5 | 82 | 16:21 | 2/14 | 14 | 1/8 | 13 | 1/6 | 17 | 0/1 | 0 | | 6 | 6 | 4 | | | 2 | 5 | 3 | 5 | 1.0 |
| 5 | ZWIENER Philip | 2 | 25 | 12:26 | 1/3 | 33 | 1/1 | 100 | 0/2 | 0 | | | | 2 | 2 | 2 | 4 | 1 | | | 1 | 2 | 1.0 |
| Team/Coach | | | | | | | | | | | | | | | | | | | | | | | |
| Totals | | | | | 115/295 | 39 | 72/172 | 42 | 43/123 | 35 | 57/76 | 75 | 51 | 129 | 180 | 41 | 78 | 28 | 11 | 99 | 81 | 330 | 66.0 |
| Opponents | | | | | 137/316 | 43 | 95/198 | 48 | 42/118 | 36 | 74/103 | 72 | 56 | 135 | 191 | 61 | 53 | 46 | 13 | 81 | 99 | 390 | 78.0 |

| | GER | Opponents |
|-----------------------|-----|-----------|
| Points from Turnovers | 25 | 53 |
| Points in the Paint | 106 | 170 |
| Second Chance Points | 39 | 41 |
| Fast Break Points | 17 | 18 |

AVERAGES PER GAME

| | GER | Opponents |
|---------------------------|------|-----------|
| Total Field Goals Made | 23.0 | 27.4 |
| 2 Points Field Goals Made | 14.4 | 19.0 |
| 3 Points Field Goals Made | 8.6 | 8.4 |
| Free Throws Made | 11.4 | 14.8 |
| Offensive Rebounds | 10.2 | 11.2 |
| Defensive Rebounds | 25.8 | 27.0 |
| Total Rebounds | 36.0 | 38.2 |
| Assists | 8.2 | 12.2 |
| Fouls | 19.8 | 16.2 |
| Turnovers | 15.6 | 10.6 |
| Steals | 5.6 | 9.2 |
| Blocked Shots | 2.2 | 2.6 |
| Points from Turnovers | 5.0 | 10.6 |
| Points in the Paint | 21.2 | 34.0 |
| Second Chance Points | 7.8 | 8.2 |
| Fast Break Points | 3.4 | 3.6 |

| | | | | | |
|---------------------------|----------------------------|---------------------------|------------------------------------|------------------------------|-------------------|
| Legend: | % Shooting Percentage | AS Assists | BS Blocked Shots | DR Defensive Rebounds | FO Foul On |
| GP Games Played | M/A Made/Attempts | MIN Minutes Played | MPG Minutes Played per Game | OR Offensive Rebounds | |
| PF Fouls | PPG Points per Game | PTS Points | ST Steals | TO Turnovers | |
| TOT Total Rebounds | | | | | |



CUMULATIVE STATISTICS
累积技术统计 / STATISTIQUES CUMULATIVES

IRI - Iran

After 5 games

| No. | Name | GP | MIN | MPG | Field Goals | | 2 Points | | 3 Points | | Free Throws | | Rebounds | | | AS | TO | ST | BS | PF | FO | PTS | PPG |
|------------------|-----------------------|----|-----|-------|-------------|-----|----------|-----|----------|----|-------------|-----|----------|-----|-----|----|----|----|----|-----|-----|-----|------|
| | | | | | M/A | % | M/A | % | M/A | % | M/A | % | OR | DR | TOT | | | | | | | | |
| 14 | NIKKHAH Mohammadsamad | 5 | 164 | 32:49 | 32/77 | 42 | 23/46 | 50 | 9/31 | 29 | 13/21 | 62 | 4 | 12 | 16 | 7 | 20 | 5 | 3 | 17 | 20 | 86 | 17.2 |
| 15 | EHADADI Hamed | 5 | 182 | 36:27 | 30/63 | 48 | 30/61 | 49 | 0/2 | 0 | 23/37 | 62 | 19 | 37 | 56 | 7 | 18 | 4 | 13 | 15 | 37 | 83 | 16.6 |
| 10 | AFAGH ESLAMIEH Hamed | 5 | 165 | 32:55 | 22/48 | 46 | 8/13 | 62 | 14/35 | 40 | 2/6 | 33 | 6 | 10 | 16 | 4 | 13 | 3 | | 4 | 11 | 60 | 12.0 |
| 7 | KAMRANY Mahdi | 5 | 83 | 16:41 | 9/31 | 29 | 2/11 | 18 | 7/20 | 35 | 4/4 | 100 | 2 | 6 | 8 | 9 | 9 | 2 | | 5 | 5 | 29 | 5.8 |
| 11 | SOHRABNEJAD Hamed | 4 | 48 | 12:00 | 8/11 | 73 | 5/6 | 83 | 3/5 | 60 | | | 6 | 2 | 8 | 1 | 2 | 3 | | 6 | 2 | 19 | 4.8 |
| 12 | SAHAKIAN Oshin | 5 | 128 | 25:33 | 6/17 | 35 | 6/15 | 40 | 0/2 | 0 | 3/4 | 75 | 10 | 15 | 25 | 6 | 8 | 1 | | 17 | 8 | 15 | 3.0 |
| 9 | ZANDI Iman | 5 | 55 | 10:58 | 3/15 | 20 | 0/5 | 0 | 3/10 | 30 | 5/6 | 83 | 1 | 5 | 6 | 2 | 8 | 1 | | 4 | 5 | 14 | 2.8 |
| 6 | DAVARI Javad | 5 | 74 | 14:52 | 3/17 | 18 | 2/10 | 20 | 1/7 | 14 | 5/7 | 71 | 3 | 6 | 9 | 7 | 11 | 3 | | 4 | 12 | 12 | 2.4 |
| 4 | DORAGHI Ali | 4 | 14 | 3:35 | 1/1 | 100 | 1/1 | 100 | | | 1/2 | 50 | 2 | 3 | 5 | 1 | 2 | | | 2 | 1 | 3 | 0.8 |
| 5 | AMINI Amir | 5 | 64 | 12:42 | 1/5 | 20 | 1/4 | 25 | 0/1 | 0 | | | 1 | 8 | 9 | 8 | 5 | 1 | | 4 | 5 | 2 | 0.4 |
| 8 | DAVARPANAHA Saeid | 5 | 19 | 3:50 | 0/3 | 0 | 0/3 | 0 | | | | | | | | 1 | 1 | | | | | | |
| 13 | NABIPOOR Moosa | 1 | 3 | 3:19 | | | | | | | | | | | | | | | | | 1 | | |
| Team/Coach | | | | | | | | | | | | | | | | | | | | | | | |
| Totals | | | | | 115/288 | 40 | 78/175 | 45 | 37/113 | 33 | 56/87 | 64 | 54 | 104 | 158 | 53 | 97 | 23 | 16 | 80 | 106 | 323 | 64.6 |
| Opponents | | | | | 185/341 | 54 | 140/239 | 59 | 45/102 | 44 | 49/75 | 65 | 55 | 122 | 177 | 85 | 55 | 61 | 15 | 106 | 80 | 464 | 92.8 |

AVERAGES PER GAME

| | IRI | Opponents |
|-----------------------|-----|-----------|
| Points from Turnovers | 26 | 65 |
| Points in the Paint | 138 | 250 |
| Second Chance Points | 47 | 40 |
| Fast Break Points | 21 | 72 |

| | IRI | Opponents |
|---------------------------|------|-----------|
| Total Field Goals Made | 23.0 | 37.0 |
| 2 Points Field Goals Made | 15.6 | 28.0 |
| 3 Points Field Goals Made | 7.4 | 9.0 |
| Free Throws Made | 11.2 | 9.8 |
| Offensive Rebounds | 10.8 | 11.0 |
| Defensive Rebounds | 20.8 | 24.4 |
| Total Rebounds | 31.6 | 35.4 |
| Assists | 10.6 | 17.0 |
| Fouls | 16.0 | 21.2 |
| Turnovers | 19.4 | 11.0 |
| Steals | 4.6 | 12.2 |
| Blocked Shots | 3.2 | 3.0 |
| Points from Turnovers | 5.2 | 13.0 |
| Points in the Paint | 27.6 | 50.0 |
| Second Chance Points | 9.4 | 8.0 |
| Fast Break Points | 4.2 | 14.4 |

| Legend: | | | |
|---------|---------------------|-----|-------------------------|
| % | Shooting Percentage | AS | Assists |
| GP | Games Played | M/A | Made/Attempts |
| PF | Fouls | PPG | Points per Game |
| TOT | Total Rebounds | PTS | Points |
| | | BS | Blocked Shots |
| | | MIN | Minutes Played |
| | | MPG | Minutes Played per Game |
| | | DR | Defensive Rebounds |
| | | FO | Foul On |
| | | OR | Offensive Rebounds |
| | | ST | Steals |
| | | TO | Turnovers |



CUMULATIVE STATISTICS
累积技术统计 / STATISTIQUES CUMULATIVES

ANG - Angola

After 5 games

| No. | Name | GP | MIN | MPG | Field Goals | | 2 Points | | 3 Points | | Free Throws | | Rebounds | | | AS | TO | ST | BS | PF | FO | PTS | PPG |
|------------------|--------------------|----|-----|-------|-------------|----|----------|----|----------|-----|-------------|-----|----------|-----|-----|----|----|----|----|-----|-----|-----|------|
| | | | | | M/A | % | M/A | % | M/A | % | M/A | % | OR | DR | TOT | | | | | | | | |
| 15 | MINGAS Eduardo | 5 | 164 | 32:44 | 30/66 | 45 | 21/42 | 50 | 9/24 | 38 | 7/9 | 78 | 9 | 12 | 21 | 5 | 9 | 6 | | 11 | 13 | 76 | 15.2 |
| 6 | MORAIS Carlos | 4 | 116 | 28:58 | 19/46 | 41 | 12/24 | 50 | 7/22 | 32 | 14/18 | 78 | 1 | 10 | 11 | 2 | 18 | 4 | | 10 | 12 | 59 | 14.8 |
| 8 | COSTA Luis | 5 | 94 | 18:47 | 14/27 | 52 | 7/15 | 47 | 7/12 | 58 | 2/2 | 100 | 1 | 2 | 3 | 3 | 5 | 7 | | 4 | 2 | 37 | 7.4 |
| 10 | GOMES Joaquim | 5 | 135 | 27:04 | 13/36 | 36 | 11/29 | 38 | 2/7 | 29 | 6/6 | 100 | 8 | 18 | 26 | 6 | 11 | 4 | 1 | 13 | 10 | 34 | 6.8 |
| 5 | COSTA Armando | 5 | 152 | 30:23 | 12/37 | 32 | 9/21 | 43 | 3/16 | 19 | 6/8 | 75 | 7 | 8 | 15 | 13 | 15 | 7 | | 13 | 11 | 33 | 6.6 |
| 7 | BARROS Milton | 5 | 55 | 11:01 | 7/15 | 47 | 2/5 | 40 | 5/10 | 50 | 4/4 | 100 | 3 | 4 | 7 | 4 | 9 | 1 | | 13 | 5 | 23 | 4.6 |
| 13 | ALMEIDA Carlos | 2 | 29 | 14:30 | 2/14 | 14 | 0/3 | 0 | 2/11 | 18 | 2/2 | 100 | 1 | 3 | 4 | 1 | 3 | | | 2 | 3 | 8 | 4.0 |
| 9 | JERONIMO Vladimir | 5 | 76 | 15:11 | 7/24 | 29 | 3/12 | 25 | 4/12 | 33 | 1/2 | 50 | 4 | 10 | 14 | 3 | 10 | 2 | 1 | 11 | 5 | 19 | 3.8 |
| 11 | AMBROSIO Felizardo | 5 | 92 | 18:23 | 5/17 | 29 | 5/13 | 38 | 0/4 | 0 | 6/10 | 60 | 5 | 12 | 17 | 5 | 1 | 3 | 1 | 11 | 12 | 16 | 3.2 |
| 4 | CIPRIANO Olimpio | 3 | 53 | 17:47 | 1/7 | 14 | 0/4 | 0 | 1/3 | 33 | 4/5 | 80 | | 5 | 5 | 2 | 2 | 2 | 1 | 5 | 4 | 7 | 2.3 |
| 12 | MOUSSA Abdel | 4 | 14 | 3:36 | 3/5 | 60 | 2/4 | 50 | 1/1 | 100 | | | | 3 | 3 | | | | | 3 | | 7 | 1.8 |
| 14 | PAULO Leonel | 3 | 19 | 6:26 | 1/4 | 25 | 1/3 | 33 | 0/1 | 0 | | | | 2 | 2 | 1 | 1 | | | 5 | | 2 | 0.7 |
| Team/Coach | | | | | | | | | | | | | | | | | | | | | | | |
| Totals | | | | | 114/298 | 38 | 73/175 | 42 | 41/123 | 33 | 52/66 | 79 | 39 | 89 | 128 | 45 | 84 | 36 | 4 | 101 | 77 | 321 | 64.2 |
| Opponents | | | | | 175/310 | 56 | 134/201 | 67 | 41/109 | 38 | 86/114 | 75 | 53 | 144 | 197 | 88 | 58 | 51 | 14 | 77 | 101 | 477 | 95.4 |

| | ANG | Opponents |
|-----------------------|-----|-----------|
| Points from Turnovers | 31 | 53 |
| Points in the Paint | 106 | 234 |
| Second Chance Points | 18 | 58 |
| Fast Break Points | 17 | 55 |

AVERAGES PER GAME

| | ANG | Opponents |
|---------------------------|------|-----------|
| Total Field Goals Made | 22.8 | 35.0 |
| 2 Points Field Goals Made | 14.6 | 26.8 |
| 3 Points Field Goals Made | 8.2 | 8.2 |
| Free Throws Made | 10.4 | 17.2 |
| Offensive Rebounds | 7.8 | 10.6 |
| Defensive Rebounds | 17.8 | 28.8 |
| Total Rebounds | 25.6 | 39.4 |
| Assists | 9.0 | 17.6 |
| Fouls | 20.2 | 15.4 |
| Turnovers | 16.8 | 11.6 |
| Steals | 7.2 | 10.2 |
| Blocked Shots | 0.8 | 2.8 |
| Points from Turnovers | 6.2 | 10.6 |
| Points in the Paint | 21.2 | 46.8 |
| Second Chance Points | 3.6 | 11.6 |
| Fast Break Points | 3.4 | 11.0 |

| Legend: | | | |
|---------|---------------------|-----|-------------------------|
| % | Shooting Percentage | AS | Assists |
| GP | Games Played | M/A | Made/Attempts |
| PF | Fouls | PPG | Points per Game |
| TOT | Total Rebounds | BS | Blocked Shots |
| | | MIN | Minutes Played |
| | | PTS | Points |
| | | DR | Defensive Rebounds |
| | | MPG | Minutes Played per Game |
| | | ST | Steals |
| | | FO | Foul On |
| | | OR | Offensive Rebounds |
| | | TO | Turnovers |



OVERALL TEAM STATISTICS As of 24 AUG 2008

全部球队技术统计 / STATISTIQUES GÉNÉRALES D'ÉQUIPE

| Team | GP | | Field Goals | | 2 Points | | 3 Points | | Free Throws | | Rebounds | | | AS | TO | ST | BS | PF | PTS | PPG |
|----------------------|-----------|-----|------------------|-----------|------------------|-----------|-----------------|-----------|------------------|-----------|------------|-------------|-------------|-------------|-------------|------------|------------|-------------|--------------|--------------|
| | | | M/A | % | M/A | % | M/A | % | M/A | % | OR | DR | TOT | | | | | | | |
| ANG | 5 | For | 114/298 | 38 | 73/175 | 42 | 41/123 | 33 | 52/66 | 79 | 39 | 89 | 128 | 45 | 84 | 36 | 4 | 101 | 321 | 64.2 |
| | | Agn | 175/310 | 56 | 134/201 | 67 | 41/109 | 38 | 86/114 | 75 | 53 | 144 | 197 | 88 | 58 | 51 | 14 | 77 | 477 | 95.4 |
| ARG | 8 | For | 243/490 | 50 | 167/301 | 55 | 76/189 | 40 | 111/145 | 77 | 66 | 191 | 257 | 124 | 106 | 68 | 21 | 171 | 673 | 84.1 |
| | | Agn | 219/491 | 45 | 162/320 | 51 | 57/171 | 33 | 120/162 | 74 | 87 | 184 | 271 | 91 | 113 | 53 | 18 | 163 | 615 | 76.9 |
| AUS | 6 | For | 193/390 | 49 | 135/255 | 53 | 58/135 | 43 | 98/131 | 75 | 59 | 119 | 178 | 86 | 76 | 60 | 8 | 128 | 542 | 90.3 |
| | | Agn | 186/355 | 52 | 123/216 | 57 | 63/139 | 45 | 86/118 | 73 | 55 | 151 | 206 | 91 | 113 | 40 | 14 | 129 | 521 | 86.8 |
| CHN | 6 | For | 146/355 | 41 | 101/207 | 49 | 45/148 | 30 | 97/118 | 82 | 63 | 145 | 208 | 70 | 89 | 35 | 21 | 100 | 434 | 72.3 |
| | | Agn | 187/396 | 47 | 140/263 | 53 | 47/133 | 35 | 73/96 | 76 | 70 | 147 | 217 | 79 | 75 | 62 | 18 | 116 | 494 | 82.3 |
| CRO | 6 | For | 166/348 | 48 | 123/249 | 49 | 43/99 | 43 | 83/107 | 78 | 62 | 138 | 200 | 74 | 85 | 42 | 12 | 133 | 458 | 76.3 |
| | | Agn | 165/345 | 48 | 120/211 | 57 | 45/134 | 34 | 77/113 | 68 | 57 | 117 | 174 | 80 | 79 | 43 | 16 | 120 | 452 | 75.3 |
| ESP | 8 | For | 241/528 | 46 | 188/360 | 52 | 53/168 | 32 | 153/205 | 75 | 115 | 198 | 313 | 111 | 122 | 65 | 21 | 156 | 688 | 86.0 |
| | | Agn | 220/467 | 47 | 150/275 | 55 | 70/192 | 36 | 122/172 | 71 | 65 | 182 | 247 | 102 | 139 | 72 | 17 | 203 | 632 | 79.0 |
| GER | 5 | For | 115/295 | 39 | 72/172 | 42 | 43/123 | 35 | 57/76 | 75 | 51 | 129 | 180 | 41 | 78 | 28 | 11 | 99 | 330 | 66.0 |
| | | Agn | 137/316 | 43 | 95/198 | 48 | 42/118 | 36 | 74/103 | 72 | 56 | 135 | 191 | 61 | 53 | 46 | 13 | 81 | 390 | 78.0 |
| GRE | 6 | For | 182/356 | 51 | 138/240 | 57 | 44/116 | 38 | 85/122 | 70 | 64 | 149 | 213 | 83 | 82 | 44 | 12 | 102 | 493 | 82.2 |
| | | Agn | 165/364 | 45 | 106/208 | 51 | 59/156 | 38 | 66/92 | 72 | 55 | 129 | 184 | 74 | 84 | 45 | 28 | 116 | 455 | 75.8 |
| IRI | 5 | For | 115/288 | 40 | 78/175 | 45 | 37/113 | 33 | 56/87 | 64 | 54 | 104 | 158 | 53 | 97 | 23 | 16 | 80 | 323 | 64.6 |
| | | Agn | 185/341 | 54 | 140/239 | 59 | 45/102 | 44 | 49/75 | 65 | 55 | 122 | 177 | 85 | 55 | 61 | 15 | 106 | 464 | 92.8 |
| LTU | 8 | For | 232/477 | 49 | 156/280 | 56 | 76/197 | 39 | 140/180 | 78 | 75 | 192 | 267 | 110 | 128 | 67 | 26 | 201 | 680 | 85.0 |
| | | Agn | 207/480 | 43 | 148/313 | 47 | 59/167 | 35 | 173/223 | 78 | 85 | 176 | 261 | 111 | 123 | 70 | 18 | 172 | 646 | 80.8 |
| RUS | 5 | For | 140/304 | 46 | 100/198 | 51 | 40/106 | 38 | 67/97 | 69 | 48 | 107 | 155 | 70 | 70 | 49 | 17 | 120 | 387 | 77.4 |
| | | Agn | 131/280 | 47 | 86/181 | 48 | 45/99 | 45 | 99/129 | 77 | 51 | 126 | 177 | 70 | 80 | 30 | 10 | 99 | 406 | 81.2 |
| USA | 8 | For | 312/567 | 55 | 235/363 | 65 | 77/204 | 38 | 149/219 | 68 | 95 | 237 | 332 | 150 | 110 | 100 | 31 | 175 | 850 | 106.3 |
| | | Agn | 222/551 | 40 | 162/350 | 46 | 60/201 | 30 | 123/156 | 79 | 102 | 185 | 287 | 85 | 155 | 44 | 19 | 184 | 627 | 78.4 |
| Totals | 38 | | 2199/4696 | 47 | 1566/2975 | 53 | 633/1721 | 37 | 1148/1553 | 74 | 791 | 1798 | 2589 | 1017 | 1127 | 617 | 200 | 1566 | 6179 | 162.6 |
| Avg. per Game | | | 58/124 | | 41/78 | | 17/45 | | 30/41 | | 21 | 47 | 68 | 27 | 30 | 16 | 5 | 41 | 162.6 | |

| | | | | | |
|----------------|---------------------|-----|--------------------|-----|-------------------|
| Legend: | | | | | |
| % | Shooting Percentage | Agn | Against | AS | Assists |
| BS | Blocked Shots | DR | Defensive Rebounds | GP | Games Played |
| OR | Offensive Rebounds | PF | Fouls | PPG | Points per Game |
| ST | Steals | TO | Turnovers | TOT | Total Rebounds |
| | | | | | Avg. Average |
| | | | | | M/A Made/Attempts |
| | | | | | PTS Points |



TEAM STATISTICS As of 24 AUG 2008

球队技术统计 / STATISTIQUES D'ÉQUIPE

TOTAL FIELD GOALS %

| Rk | Team | GP | M/A | % |
|----|------|----|-----------|------|
| 1 | USA | 8 | 312 / 567 | 55.0 |
| 2 | GRE | 6 | 182 / 356 | 51.1 |
| 3 | ARG | 8 | 243 / 490 | 49.6 |
| 4 | AUS | 6 | 193 / 390 | 49.5 |
| 5 | LTU | 8 | 232 / 477 | 48.6 |
| 6 | CRO | 6 | 166 / 348 | 47.7 |
| 7 | RUS | 5 | 140 / 304 | 46.1 |
| 8 | ESP | 8 | 241 / 528 | 45.6 |
| 9 | CHN | 6 | 146 / 355 | 41.1 |
| 10 | IRI | 5 | 115 / 288 | 39.9 |
| 11 | GER | 5 | 115 / 295 | 39.0 |
| 12 | ANG | 5 | 114 / 298 | 38.3 |

2 POINTS FIELD GOALS %

| Rk | Team | GP | M/A | % |
|----|------|----|-----------|------|
| 1 | USA | 8 | 235 / 363 | 64.7 |
| 2 | GRE | 6 | 138 / 240 | 57.5 |
| 3 | LTU | 8 | 156 / 280 | 55.7 |
| 4 | ARG | 8 | 167 / 301 | 55.5 |
| 5 | AUS | 6 | 135 / 255 | 52.9 |
| 6 | ESP | 8 | 188 / 360 | 52.2 |
| 7 | RUS | 5 | 100 / 198 | 50.5 |
| 8 | CRO | 6 | 123 / 249 | 49.4 |
| 9 | CHN | 6 | 101 / 207 | 48.8 |
| 10 | IRI | 5 | 78 / 175 | 44.6 |
| 11 | GER | 5 | 72 / 172 | 41.9 |
| 12 | ANG | 5 | 73 / 175 | 41.7 |

3 POINTS FIELD GOALS %

| Rk | Team | GP | M/A | % |
|----|------|----|----------|------|
| 1 | CRO | 6 | 43 / 99 | 43.4 |
| 2 | AUS | 6 | 58 / 135 | 43.0 |
| 3 | ARG | 8 | 76 / 189 | 40.2 |
| 4 | LTU | 8 | 76 / 197 | 38.6 |
| 5 | GRE | 6 | 44 / 116 | 37.9 |
| 6 | USA | 8 | 77 / 204 | 37.7 |
| 7 | RUS | 5 | 40 / 106 | 37.7 |
| 8 | GER | 5 | 43 / 123 | 35.0 |
| 9 | ANG | 5 | 41 / 123 | 33.3 |
| 10 | IRI | 5 | 37 / 113 | 32.7 |
| 11 | ESP | 8 | 53 / 168 | 31.5 |
| 12 | CHN | 6 | 45 / 148 | 30.4 |

FREE THROWS %

| Rk | Team | GP | M/A | % |
|----|------|----|-----------|------|
| 1 | CHN | 6 | 97 / 118 | 82.2 |
| 2 | ANG | 5 | 52 / 66 | 78.8 |
| 3 | LTU | 8 | 140 / 180 | 77.8 |
| 4 | CRO | 6 | 83 / 107 | 77.6 |
| 5 | ARG | 8 | 111 / 145 | 76.6 |
| 6 | GER | 5 | 57 / 76 | 75.0 |
| 7 | AUS | 6 | 98 / 131 | 74.8 |
| 8 | ESP | 8 | 153 / 205 | 74.6 |
| 9 | GRE | 6 | 85 / 122 | 69.7 |
| 10 | RUS | 5 | 67 / 97 | 69.1 |
| 11 | USA | 8 | 149 / 219 | 68.0 |
| 12 | IRI | 5 | 56 / 87 | 64.4 |

POINTS FOR

| Rk | Team | GP | Total | Avg |
|----|------|----|-------|-------|
| 1 | USA | 8 | 850 | 106.3 |
| 2 | AUS | 6 | 542 | 90.3 |
| 3 | ESP | 8 | 688 | 86.0 |
| 4 | LTU | 8 | 680 | 85.0 |
| 5 | ARG | 8 | 673 | 84.1 |
| 6 | GRE | 6 | 493 | 82.2 |
| 7 | RUS | 5 | 387 | 77.4 |
| 8 | CRO | 6 | 458 | 76.3 |
| 9 | CHN | 6 | 434 | 72.3 |
| 10 | GER | 5 | 330 | 66.0 |
| 11 | IRI | 5 | 323 | 64.6 |
| 12 | ANG | 5 | 321 | 64.2 |

POINTS AGAINST

| Rk | Team | GP | Total | Avg |
|----|------|----|-------|------|
| 1 | CRO | 6 | 452 | 75.3 |
| 2 | GRE | 6 | 455 | 75.8 |
| 3 | ARG | 8 | 615 | 76.9 |
| 4 | GER | 5 | 390 | 78.0 |
| 5 | USA | 8 | 627 | 78.4 |
| 6 | ESP | 8 | 632 | 79.0 |
| 7 | LTU | 8 | 646 | 80.8 |
| 8 | RUS | 5 | 406 | 81.2 |
| 9 | CHN | 6 | 494 | 82.3 |
| 10 | AUS | 6 | 521 | 86.8 |
| 11 | IRI | 5 | 464 | 92.8 |
| 12 | ANG | 5 | 477 | 95.4 |

REBOUNDS

| Rk | Team | GP | Off | Def | Total | Avg |
|----|------|----|-----|-----|-------|------|
| 1 | USA | 8 | 95 | 237 | 332 | 41.5 |
| 2 | ESP | 8 | 115 | 198 | 313 | 39.1 |
| 3 | GER | 5 | 51 | 129 | 180 | 36.0 |
| 4 | GRE | 6 | 64 | 149 | 213 | 35.5 |
| 5 | CHN | 6 | 63 | 145 | 208 | 34.7 |
| 6 | LTU | 8 | 75 | 192 | 267 | 33.4 |
| 7 | CRO | 6 | 62 | 138 | 200 | 33.3 |
| 8 | ARG | 8 | 66 | 191 | 257 | 32.1 |
| 9 | IRI | 5 | 54 | 104 | 158 | 31.6 |
| 10 | RUS | 5 | 48 | 107 | 155 | 31.0 |
| 11 | AUS | 6 | 59 | 119 | 178 | 29.7 |
| 12 | ANG | 5 | 39 | 89 | 128 | 25.6 |

ASSISTS

| Rk | Team | GP | Total | Avg |
|----|------|----|-------|------|
| 1 | USA | 8 | 150 | 18.8 |
| 2 | ARG | 8 | 124 | 15.5 |
| 3 | AUS | 6 | 86 | 14.3 |
| 4 | RUS | 5 | 70 | 14.0 |
| 5 | ESP | 8 | 111 | 13.9 |
| 6 | GRE | 6 | 83 | 13.8 |
| 6 | LTU | 8 | 110 | 13.8 |
| 8 | CRO | 6 | 74 | 12.3 |
| 9 | CHN | 6 | 70 | 11.7 |
| 10 | IRI | 5 | 53 | 10.6 |
| 11 | ANG | 5 | 45 | 9.0 |
| 12 | GER | 5 | 41 | 8.2 |

FOULS

| Rk | Team | GP | Total | Avg |
|----|------|----|-------|------|
| 1 | LTU | 8 | 201 | 25.1 |
| 2 | RUS | 5 | 120 | 24.0 |
| 3 | CRO | 6 | 133 | 22.2 |
| 4 | USA | 8 | 175 | 21.9 |
| 5 | ARG | 8 | 171 | 21.4 |
| 6 | AUS | 6 | 128 | 21.3 |
| 7 | ANG | 5 | 101 | 20.2 |
| 8 | GER | 5 | 99 | 19.8 |
| 9 | ESP | 8 | 156 | 19.5 |
| 10 | GRE | 6 | 102 | 17.0 |
| 11 | CHN | 6 | 100 | 16.7 |
| 12 | IRI | 5 | 80 | 16.0 |

TURNOVERS

| Rk | Team | GP | Total | Avg |
|----|------|----|-------|------|
| 1 | IRI | 5 | 97 | 19.4 |
| 2 | ANG | 5 | 84 | 16.8 |
| 3 | LTU | 8 | 128 | 16.0 |
| 4 | GER | 5 | 78 | 15.6 |
| 5 | ESP | 8 | 122 | 15.3 |
| 6 | CHN | 6 | 89 | 14.8 |
| 7 | CRO | 6 | 85 | 14.2 |
| 8 | RUS | 5 | 70 | 14.0 |
| 9 | USA | 8 | 110 | 13.8 |
| 10 | GRE | 6 | 82 | 13.7 |
| 11 | ARG | 8 | 106 | 13.3 |
| 12 | AUS | 6 | 76 | 12.7 |

STEALS

| Rk | Team | GP | Total | Avg |
|----|------|----|-------|------|
| 1 | USA | 8 | 100 | 12.5 |
| 2 | AUS | 6 | 60 | 10.0 |
| 3 | RUS | 5 | 49 | 9.8 |
| 4 | ARG | 8 | 68 | 8.5 |
| 5 | LTU | 8 | 67 | 8.4 |
| 6 | ESP | 8 | 65 | 8.1 |
| 7 | GRE | 6 | 44 | 7.3 |
| 8 | ANG | 5 | 36 | 7.2 |
| 9 | CRO | 6 | 42 | 7.0 |
| 10 | CHN | 6 | 35 | 5.8 |
| 11 | GER | 5 | 28 | 5.6 |
| 12 | IRI | 5 | 23 | 4.6 |

BLOCKED SHOTS

| Rk | Team | GP | Total | Avg |
|----|------|----|-------|-----|
| 1 | USA | 8 | 31 | 3.9 |
| 2 | CHN | 6 | 21 | 3.5 |
| 3 | RUS | 5 | 17 | 3.4 |
| 4 | LTU | 8 | 26 | 3.3 |
| 5 | IRI | 5 | 16 | 3.2 |
| 6 | ARG | 8 | 21 | 2.6 |
| 6 | ESP | 8 | 21 | 2.6 |
| 8 | GER | 5 | 11 | 2.2 |
| 9 | CRO | 6 | 12 | 2.0 |
| 9 | GRE | 6 | 12 | 2.0 |
| 11 | AUS | 6 | 8 | 1.3 |
| 12 | ANG | 5 | 4 | 0.8 |

Legend:

% Shooting Percentage Avg Average per Game
M/A Made/Attempts Off Offensive Rebounds Def Def Rank Def Defensive Rebounds
GP Games Played



INDIVIDUAL STATISTICS As of 24 AUG 2008
个人技术统计 / STATISTIQUES INDIVIDUELLES

POINTS (by average)

| Rk | Name | Team | GP | Total | Avg |
|----|------------------------|------|----|-------|------|
| 1 | GASOL Pau | ESP | 8 | 157 | 19.6 |
| 2 | YAO Ming | CHN | 6 | 114 | 19.0 |
| 3 | SCOLA Luis Alberto | ARG | 8 | 151 | 18.9 |
| 4 | GINOBILI Emanuel David | ARG | 7 | 124 | 17.7 |
| 5 | HOLDEN John-Robert | RUS | 5 | 88 | 17.6 |
| 6 | NIKKHAH Mohammadsamad | IRI | 5 | 86 | 17.2 |
| 7 | NOWITZKI Dirk | GER | 5 | 85 | 17.0 |
| 8 | EHADADI Hamed | IRI | 5 | 83 | 16.6 |
| 9 | WADE Dwyane | USA | 8 | 128 | 16.0 |
| 10 | KIRILENKO Andrey | RUS | 5 | 79 | 15.8 |

POINTS (by total)

| Rk | Name | Team | GP | Avg | Total |
|----|--------------------------|------|----|------|-------|
| 1 | GASOL Pau | ESP | 8 | 19.6 | 157 |
| 2 | SCOLA Luis Alberto | ARG | 8 | 18.9 | 151 |
| 3 | WADE Dwyane | USA | 8 | 16.0 | 128 |
| 4 | GINOBILI Emanuel David | ARG | 7 | 17.7 | 124 |
| 4 | JAMES Lebron | USA | 8 | 15.5 | 124 |
| 6 | BRYANT Kobe | USA | 8 | 15.0 | 120 |
| 7 | YAO Ming | CHN | 6 | 19.0 | 114 |
| 8 | DELFINO Carlos Francisco | ARG | 8 | 14.1 | 113 |
| 9 | FERNANDEZ Rudy | ESP | 8 | 13.1 | 105 |
| 10 | JASIKEVICIUS Sarunas | LTU | 8 | 13.0 | 104 |

REBOUNDS

| Rk | Name | Team | GP | Off | Def | Total | Avg |
|----|------------------------|------|----|-----|-----|-------|------|
| 1 | EHADADI Hamed | IRI | 5 | 19 | 37 | 56 | 11.2 |
| 2 | NOWITZKI Dirk | GER | 5 | 4 | 38 | 42 | 8.4 |
| 3 | YAO Ming | CHN | 6 | 19 | 30 | 49 | 8.2 |
| 4 | YI Jianlian | CHN | 6 | 12 | 33 | 45 | 7.5 |
| 5 | GASOL Pau | ESP | 8 | 23 | 33 | 56 | 7.0 |
| 6 | FOTSIS Antonios | GRE | 6 | 15 | 25 | 40 | 6.7 |
| 7 | SCOLA Luis Alberto | ARG | 8 | 16 | 37 | 53 | 6.6 |
| 8 | KHRYAPA Viktor | RUS | 4 | 3 | 23 | 26 | 6.5 |
| 9 | KIRILENKO Andrey | RUS | 5 | 11 | 21 | 32 | 6.4 |
| 10 | NOCIONI Andres Marcelo | ARG | 8 | 7 | 43 | 50 | 6.3 |

ASSISTS

| Rk | Name | Team | GP | Total | Avg |
|----|------------------------|------|----|-------|-----|
| 1 | JASIKEVICIUS Sarunas | LTU | 8 | 42 | 5.3 |
| 2 | HOLDEN John-Robert | RUS | 5 | 24 | 4.8 |
| 3 | PRIGIONI Pablo | ARG | 8 | 37 | 4.6 |
| 4 | PAUL Chris | USA | 8 | 33 | 4.1 |
| 5 | GINOBILI Emanuel David | ARG | 7 | 27 | 3.9 |
| 6 | JAMES Lebron | USA | 8 | 30 | 3.8 |
| 7 | KIRILENKO Andrey | RUS | 5 | 17 | 3.4 |
| 8 | RUBIO Ricky | ESP | 8 | 24 | 3.0 |
| 9 | BRUTON CJ | AUS | 6 | 18 | 3.0 |
| 9 | SPANOLIS Vasileios | GRE | 6 | 18 | 3.0 |

FOULS ON

| Rk | Name | Team | GP | Total | Avg |
|----|------------------------|------|----|-------|-----|
| 1 | YAO Ming | CHN | 6 | 48 | 8.0 |
| 2 | EHADADI Hamed | IRI | 5 | 37 | 7.4 |
| 3 | KIRILENKO Andrey | RUS | 5 | 33 | 6.6 |
| 4 | GASOL Pau | ESP | 8 | 40 | 5.0 |
| 5 | NOWITZKI Dirk | GER | 5 | 25 | 5.0 |
| 6 | GINOBILI Emanuel David | ARG | 7 | 33 | 4.7 |
| 7 | SCOLA Luis Alberto | ARG | 8 | 37 | 4.6 |
| 8 | SISKAUSKAS Ramunas | LTU | 8 | 33 | 4.1 |
| 9 | NIKKHAH Mohammadsamad | IRI | 5 | 20 | 4.0 |
| 10 | NIELSEN Matt | AUS | 6 | 23 | 3.8 |

BLOCKED SHOTS

| Rk | Name | Team | GP | Total | Avg |
|----|--------------------|------|----|-------|-----|
| 1 | EHADADI Hamed | IRI | 5 | 13 | 2.6 |
| 2 | KIRILENKO Andrey | RUS | 5 | 11 | 2.2 |
| 3 | LAVRINOVIC Ksistof | LTU | 8 | 12 | 1.5 |
| 4 | YAO Ming | CHN | 6 | 9 | 1.5 |
| 5 | GASOL Pau | ESP | 8 | 9 | 1.1 |
| 6 | JAMES Lebron | USA | 8 | 8 | 1.0 |
| 7 | HOWARD Dwight | USA | 8 | 7 | 0.9 |
| 8 | BOSH Chris | USA | 8 | 6 | 0.8 |
| 8 | JAVTOKAS Robertas | LTU | 8 | 6 | 0.8 |
| 8 | SCOLA Luis Alberto | ARG | 8 | 6 | 0.8 |

STEALS

| Rk | Name | Team | GP | Total | Avg |
|----|------------------|------|----|-------|-----|
| 1 | PRIGIONI Pablo | ARG | 8 | 21 | 2.6 |
| 2 | KIRILENKO Andrey | RUS | 5 | 13 | 2.6 |
| 3 | JAMES Lebron | USA | 8 | 19 | 2.4 |
| 4 | PAUL Chris | USA | 8 | 18 | 2.3 |
| 4 | WADE Dwyane | USA | 8 | 18 | 2.3 |
| 6 | RUBIO Ricky | ESP | 8 | 17 | 2.1 |
| 7 | BYKOV Sergey | RUS | 5 | 10 | 2.0 |
| 8 | BRUTON CJ | AUS | 6 | 10 | 1.7 |
| 8 | MILLS Patrick | AUS | 6 | 10 | 1.7 |
| 8 | YI Jianlian | CHN | 6 | 10 | 1.7 |

TURNOVERS

| Rk | Name | Team | GP | Total | Avg |
|----|-----------------------|------|----|-------|-----|
| 1 | MORAIS Carlos | ANG | 4 | 18 | 4.5 |
| 2 | NIKKHAH Mohammadsamad | IRI | 5 | 20 | 4.0 |
| 3 | EHADADI Hamed | IRI | 5 | 18 | 3.6 |
| 4 | KIRILENKO Andrey | RUS | 5 | 17 | 3.4 |
| 5 | JASIKEVICIUS Sarunas | LTU | 8 | 26 | 3.3 |
| 6 | COSTA Armando | ANG | 5 | 15 | 3.0 |
| 6 | HOLDEN John-Robert | RUS | 5 | 15 | 3.0 |
| 6 | NOWITZKI Dirk | GER | 5 | 15 | 3.0 |
| 9 | GASOL Pau | ESP | 8 | 23 | 2.9 |
| 10 | KHRYAPA Viktor | RUS | 4 | 11 | 2.8 |



INDIVIDUAL STATISTICS As of 24 AUG 2008
个人技术统计 / STATISTIQUES INDIVIDUELLES

TOTAL FIELD GOALS % (8 attempts/game minimum)

| Rk | Name | Team | GP | M/A | % |
|----|---------------------|------|----|----------|------|
| 1 | WADE Dwyane | USA | 8 | 47 / 70 | 67.1 |
| 2 | GASOL Pau | ESP | 8 | 64 / 98 | 65.3 |
| 3 | JAMES Lebron | USA | 8 | 50 / 83 | 60.2 |
| 4 | BOGUT Andrew | AUS | 6 | 31 / 52 | 59.6 |
| 5 | SCOLA Luis Alberto | ARG | 8 | 63 / 107 | 58.9 |
| 6 | NEWLEY Brad | AUS | 6 | 28 / 49 | 57.1 |
| 7 | KHRYAPA Viktor | RUS | 4 | 19 / 35 | 54.3 |
| 8 | SPANOULIS Vasileios | GRE | 6 | 34 / 64 | 53.1 |
| 9 | YAO Ming | CHN | 6 | 35 / 68 | 51.5 |
| 10 | KAMAN Christopher | GER | 5 | 21 / 43 | 48.8 |

TOTAL FIELD GOALS MADE

| Rk | Name | Team | GP | Total | Avg |
|----|-----------------------|------|----|-------|-----|
| 1 | GASOL Pau | ESP | 8 | 64 | 8.0 |
| 2 | SCOLA Luis Alberto | ARG | 8 | 63 | 7.9 |
| 3 | HOLDEN John-Robert | RUS | 5 | 33 | 6.6 |
| 4 | NIKKHAH Mohammadsamad | IRI | 5 | 32 | 6.4 |
| 5 | JAMES Lebron | USA | 8 | 50 | 6.3 |
| 6 | BRYANT Kobe | USA | 8 | 48 | 6.0 |
| 7 | EHADADI Hamed | IRI | 5 | 30 | 6.0 |
| 7 | MINGAS Eduardo | ANG | 5 | 30 | 6.0 |
| 9 | WADE Dwyane | USA | 8 | 47 | 5.9 |
| 10 | YAO Ming | CHN | 6 | 35 | 5.8 |

2 POINTS FIELD GOALS % (6 attempts/game minimum)

| Rk | Name | Team | GP | M/A | % |
|----|---------------------|------|----|----------|------|
| 1 | WADE Dwyane | USA | 8 | 39 / 53 | 73.6 |
| 2 | GASOL Pau | ESP | 8 | 64 / 94 | 68.1 |
| 3 | JAMES Lebron | USA | 8 | 37 / 55 | 67.3 |
| 4 | SPANOULIS Vasileios | GRE | 6 | 28 / 42 | 66.7 |
| 5 | SAVRASENKO Aleksey | RUS | 5 | 24 / 36 | 66.7 |
| 6 | BRYANT Kobe | USA | 8 | 31 / 51 | 60.8 |
| 7 | BOGUT Andrew | AUS | 6 | 26 / 44 | 59.1 |
| 8 | SCOLA Luis Alberto | ARG | 8 | 63 / 107 | 58.9 |
| 9 | REYES Felipe | ESP | 8 | 33 / 57 | 57.9 |
| 10 | YAO Ming | CHN | 6 | 33 / 62 | 53.2 |

2 POINTS FIELD GOALS MADE

| Rk | Name | Team | GP | Total | Avg |
|----|-----------------------|------|----|-------|-----|
| 1 | GASOL Pau | ESP | 8 | 64 | 8.0 |
| 2 | SCOLA Luis Alberto | ARG | 8 | 63 | 7.9 |
| 3 | EHADADI Hamed | IRI | 5 | 30 | 6.0 |
| 4 | YAO Ming | CHN | 6 | 33 | 5.5 |
| 5 | WADE Dwyane | USA | 8 | 39 | 4.9 |
| 6 | HOLDEN John-Robert | RUS | 5 | 24 | 4.8 |
| 6 | SAVRASENKO Aleksey | RUS | 5 | 24 | 4.8 |
| 8 | SPANOULIS Vasileios | GRE | 6 | 28 | 4.7 |
| 9 | JAMES Lebron | USA | 8 | 37 | 4.6 |
| 10 | NIKKHAH Mohammadsamad | IRI | 5 | 23 | 4.6 |

3 POINTS FIELD GOALS % (2 attempts/game minimum)

| Rk | Name | Team | GP | M/A | % |
|----|-------------------------|------|----|---------|------|
| 1 | PLANINIC Zoran | CRO | 5 | 10 / 15 | 66.7 |
| 2 | COSTA Luis | ANG | 5 | 7 / 12 | 58.3 |
| 3 | ANSTEY Chris | AUS | 6 | 7 / 13 | 53.8 |
| 4 | VASILOPOULOS Panagiotis | GRE | 6 | 8 / 15 | 53.3 |
| 5 | KHRYAPA Viktor | RUS | 4 | 11 / 21 | 52.4 |
| 6 | BARROS Milton | ANG | 5 | 5 / 10 | 50.0 |
| 7 | TOMAS Marko | CRO | 6 | 11 / 23 | 47.8 |
| 8 | FOTSIS Antonios | GRE | 6 | 10 / 21 | 47.6 |
| 9 | WADE Dwyane | USA | 8 | 8 / 17 | 47.1 |
| 10 | JAMES Lebron | USA | 8 | 13 / 28 | 46.4 |

3 POINTS FIELD GOALS MADE

| Rk | Name | Team | GP | Total | Avg |
|----|--------------------------|------|----|-------|-----|
| 1 | DELFINO Carlos Francisco | ARG | 8 | 23 | 2.9 |
| 2 | AFAGH ESLAMIEH Hamed | IRI | 5 | 14 | 2.8 |
| 3 | KHRYAPA Viktor | RUS | 4 | 11 | 2.8 |
| 4 | GINOBILI Emanuel David | ARG | 7 | 17 | 2.4 |
| 5 | BRYANT Kobe | USA | 8 | 17 | 2.1 |
| 6 | FERNANDEZ Rudy | ESP | 8 | 16 | 2.0 |
| 7 | ZHU Fangyu | CHN | 6 | 12 | 2.0 |
| 8 | GREENE Demond | GER | 5 | 10 | 2.0 |
| 8 | NOWITZKI Dirk | GER | 5 | 10 | 2.0 |
| 8 | PLANINIC Zoran | CRO | 5 | 10 | 2.0 |

FREE THROWS % (3 attempts/game minimum)

| Rk | Name | Team | GP | M/A | % |
|----|------------------------|------|----|---------|------|
| 1 | NOWITZKI Dirk | GER | 5 | 23 / 24 | 95.8 |
| 2 | GINOBILI Emanuel David | ARG | 7 | 31 / 33 | 93.9 |
| 3 | KLEIZA Linas | LTU | 8 | 24 / 26 | 92.3 |
| 4 | PAUL Chris | USA | 8 | 22 / 24 | 91.7 |
| 5 | PAPALOUKAS Theodoros | GRE | 6 | 17 / 19 | 89.5 |
| 6 | BOSH Chris | USA | 8 | 25 / 29 | 86.2 |
| 7 | MILLS Patrick | AUS | 6 | 15 / 18 | 83.3 |
| 8 | POPOVIC Marko | CRO | 3 | 10 / 12 | 83.3 |
| 9 | ANTHONY Carmelo | USA | 8 | 24 / 29 | 82.8 |
| 10 | YAO Ming | CHN | 6 | 42 / 52 | 80.8 |

FREE THROWS MADE

| Rk | Name | Team | GP | Total | Avg |
|----|------------------------|------|----|-------|-----|
| 1 | YAO Ming | CHN | 6 | 42 | 7.0 |
| 2 | KIRILENKO Andrey | RUS | 5 | 29 | 5.8 |
| 3 | EHADADI Hamed | IRI | 5 | 23 | 4.6 |
| 3 | NOWITZKI Dirk | GER | 5 | 23 | 4.6 |
| 5 | GINOBILI Emanuel David | ARG | 7 | 31 | 4.4 |
| 6 | GASOL Pau | ESP | 8 | 29 | 3.6 |
| 7 | MORAIS Carlos | ANG | 4 | 14 | 3.5 |
| 8 | WADE Dwyane | USA | 8 | 26 | 3.3 |
| 9 | POPOVIC Marko | CRO | 3 | 10 | 3.3 |
| 10 | BOUROUSIS Ioannis | GRE | 6 | 19 | 3.2 |

Note:
All players eligible for these statistics must have played at least 50% of all games.

Legend:
% Shooting Percentage Avg Average per Game Def Def Rank GP Games Played
M/A Made/Attempts Off Offensive Rebounds Rk Rank



ATTENDANCE SUMMARY As of 24 AUG 2008
观众人数统计表 / RAPPORT SUR LES TAUX DE FRÉQUENTATION

| Date | Time | Session | Teams | Results | Phase | Game No. | Venue | Attendance | % Capacity |
|-------------------------------------|-------|---------|------------|-----------|---------------------------|----------|------------------------------|----------------|-------------|
| SUN 10 AUG | 09:00 | 1 | RUS vs IRI | 71 - 49 | Preliminary Round Group A | 7 | Olympic Basketball Gymnasium | 11,083 | 100% |
| | 11:15 | | GER vs ANG | 95 - 66 | Preliminary Round Group B | 8 | Olympic Basketball Gymnasium | | |
| | 14:30 | 2 | ESP vs GRE | 81 - 66 | Preliminary Round Group B | 9 | Olympic Basketball Gymnasium | 11,083 | 100% |
| | 16:45 | | LTU vs ARG | 79 - 75 | Preliminary Round Group A | 10 | Olympic Basketball Gymnasium | | |
| | 20:00 | 3 | AUS vs CRO | 82 - 97 | Preliminary Round Group A | 11 | Olympic Basketball Gymnasium | 11,083 | 100% |
| | 22:15 | | USA vs CHN | 101 - 70 | Preliminary Round Group B | 12 | Olympic Basketball Gymnasium | | |
| Daily Total | | | | | | | | 33,249 | 100% |
| TUE 12 AUG | 09:00 | 1 | IRI vs LTU | 67 - 99 | Preliminary Round Group A | 19 | Olympic Basketball Gymnasium | 11,083 | 100% |
| | 11:15 | | CRO vs RUS | 85 - 78 | Preliminary Round Group A | 20 | Olympic Basketball Gymnasium | | |
| | 14:30 | 2 | GRE vs GER | 87 - 64 | Preliminary Round Group B | 21 | Olympic Basketball Gymnasium | 11,083 | 100% |
| | 16:45 | | CHN vs ESP | 75 - 85 | Preliminary Round Group B | 22 | Olympic Basketball Gymnasium | | |
| | 20:00 | 3 | ANG vs USA | 76 - 97 | Preliminary Round Group B | 23 | Olympic Basketball Gymnasium | 11,083 | 100% |
| | 22:15 | | ARG vs AUS | 85 - 68 | Preliminary Round Group A | 24 | Olympic Basketball Gymnasium | | |
| Daily Total | | | | | | | | 33,249 | 100% |
| THU 14 AUG | 09:00 | 1 | GER vs ESP | 59 - 72 | Preliminary Round Group B | 31 | Olympic Basketball Gymnasium | 11,083 | 100% |
| | 11:15 | | AUS vs IRI | 106 - 68 | Preliminary Round Group A | 32 | Olympic Basketball Gymnasium | | |
| | 14:30 | 2 | ANG vs CHN | 68 - 85 | Preliminary Round Group B | 33 | Olympic Basketball Gymnasium | 11,083 | 100% |
| | 16:45 | | LTU vs RUS | 86 - 79 | Preliminary Round Group A | 34 | Olympic Basketball Gymnasium | | |
| | 20:00 | 3 | USA vs GRE | 92 - 69 | Preliminary Round Group B | 35 | Olympic Basketball Gymnasium | 11,083 | 100% |
| | 22:15 | | ARG vs CRO | 77 - 53 | Preliminary Round Group A | 36 | Olympic Basketball Gymnasium | | |
| Daily Total | | | | | | | | 33,249 | 100% |
| SAT 16 AUG | 09:00 | 1 | GRE vs ANG | 102 - 61 | Preliminary Round Group B | 43 | Olympic Basketball Gymnasium | 11,083 | 100% |
| | 11:15 | | RUS vs AUS | 80 - 95 | Preliminary Round Group A | 44 | Olympic Basketball Gymnasium | | |
| | 14:30 | 2 | CRO vs LTU | 73 - 86 | Preliminary Round Group A | 45 | Olympic Basketball Gymnasium | 11,083 | 100% |
| | 16:45 | | IRI vs ARG | 82 - 97 | Preliminary Round Group A | 46 | Olympic Basketball Gymnasium | | |
| | 20:00 | 3 | CHN vs GER | 59 - 55 | Preliminary Round Group B | 47 | Olympic Basketball Gymnasium | 11,083 | 100% |
| | 22:15 | | ESP vs USA | 82 - 119 | Preliminary Round Group B | 48 | Olympic Basketball Gymnasium | | |
| Daily Total | | | | | | | | 33,249 | 100% |
| MON 18 AUG | 09:00 | 1 | IRI vs CRO | 57 - 91 | Preliminary Round Group A | 55 | Olympic Basketball Gymnasium | 11,083 | 100% |
| | 11:15 | | AUS vs LTU | 106 - 75 | Preliminary Round Group A | 56 | Olympic Basketball Gymnasium | | |
| | 14:30 | 2 | GRE vs CHN | 91 - 77 | Preliminary Round Group B | 57 | Olympic Basketball Gymnasium | 11,083 | 100% |
| | 16:45 | | ANG vs ESP | 50 - 98 | Preliminary Round Group B | 58 | Olympic Basketball Gymnasium | | |
| | 20:00 | 3 | USA vs GER | 106 - 57 | Preliminary Round Group B | 59 | Olympic Basketball Gymnasium | 11,083 | 100% |
| | 22:15 | | ARG vs RUS | 91 - 79 | Preliminary Round Group A | 60 | Olympic Basketball Gymnasium | | |
| Daily Total | | | | | | | | 33,249 | 100% |
| Preliminary Round Total | | | | | | | | 166,245 | 100% |
| WED 20 AUG | 14:30 | 1 | ESP vs CRO | 72 - 59 | Quarterfinal | 65 | Olympic Basketball Gymnasium | 11,083 | 100% |
| | 16:45 | | LTU vs CHN | 94 - 68 | Quarterfinal | 66 | Olympic Basketball Gymnasium | | |
| | 20:00 | 2 | USA vs AUS | 116 - 85 | Quarterfinal | 68 | Olympic Basketball Gymnasium | 11,083 | 100% |
| | 22:15 | | ARG vs GRE | 80 - 78 | Quarterfinal | 67 | Olympic Basketball Gymnasium | | |
| Daily Total | | | | | | | | 22,166 | 100% |
| FRI 22 AUG | 20:00 | 1 | ESP vs LTU | 91 - 86 | Semifinal | 71 | Olympic Basketball Gymnasium | 11,083 | 100% |
| | 22:15 | | ARG vs USA | 81 - 101 | Semifinal | 72 | Olympic Basketball Gymnasium | | |
| Daily Total | | | | | | | | 11,083 | 100% |
| SUN 24 AUG | 12:00 | 1 | LTU vs ARG | 75 - 87 | Bronze Medal Game | 75 | Olympic Basketball Gymnasium | 11,083 | 100% |
| | 14:30 | | ESP vs USA | 107 - 118 | Gold Medal Game | 76 | Olympic Basketball Gymnasium | | |
| Daily Total | | | | | | | | 11,083 | 100% |
| Final Phase Total | | | | | | | | 44,332 | 100% |
| Men's Tournament Total | | | | | | | | 210,577 | 100% |
| Women's Tournament Total | | | | | | | | 210,577 | 100% |
| Basketball Tournaments Total | | | | | | | | 421,154 | 100% |

Olympic Basketball Gymnasium public capacity

11,083



**COMPETITION OFFICIALS
BASKETBALL**

As of 8 AUG 2008

| | | |
|----------------------------|----------------------|-----|
| Technical Delegates | GARCIA Alberto | ARG |
| | KOTLEBA Lubomir | SVK |
| Jury Members | BETANCOR Miguel | ESP |
| | BILÉ Alphonse | CIV |
| | DAVYDOV Mikhail | RUS |
| | FONTANA Geraldo | BRA |
| | GARCIA Anibal | PUR |
| | HORGAN Fred | CAN |
| | LONDON Lorraine | AUS |
| | LAZAROV Valentin | BUL |
| | LEE Kak-Kuan | KOR |
| | MENJOUR Abdelraouf | TUN |
| | RIGAS Costas | GRE |
| | SMITH Steve | AUS |
| | SUURKASK Valdu | EST |
| | TURAM Emir | TUR |
| | YEOH Choo-Hock | MAS |
| Referees | AL-AMIRI Mohammad | KUW |
| | ARTEAGA Juan | ESP |
| | AVANESSIAN Heros | IRI |
| | AYLEN Michael | AUS |
| | BELOSEVIC Ilija | SRB |
| | BLAUCH Susan | USA |
| | BRAZAUSKAS Romualdas | LTU |
| | BUTLER Scott | AUS |
| | CARRION Jose | PUR |
| | CHERNOVA Elena | RUS |
| | CHLIF Abdellilah | MAR |
| | DA SILVA Fatima | BRA |
| | ESTEVEZ Pablo | ARG |
| | FACCHINI Fabio | ITA |
| | HIRAHARA Yuji | JPN |
| | JULIEN Chantal | FRA |
| | JUNGEBRAND Carl | FIN |
| | LAMONICA Luigi | ITA |
| | MA Lijun | CHN |
| | MARANHO Cristiano | BRA |
| | MERCEDES Reynaldo | DOM |
| | MUHIMUA Abreu | MOZ |
| | PITSILKAS Nikolaos | GRE |
| | RUSH Eddie | USA |
| | SEIBEL Stephen | CAN |
| | SUDEK Petr | SVK |
| | TATIC Jasmina | SRB |
| | TOWNSEND Dawna | CAN |
| | YANG Maogong | CHN |
| | ZAVLANOS Nikolaos | GRE |



Beijing 2008



Beach Volleyball

9-22 August

OFFICIAL RESULTS BOOK





MEDALLISTS

奖牌榜 / MÉDAILLÉS

| Medal | Name | NOC |
|--------|--|---------------------|
| GOLD | Walsh/May-Treanor WALSH Kerri (c) MAY-TREANOR Misty | USA - United States |
| SILVER | Tian Jia/Wang WANG Jie (c) TIAN Jia | CHN - China |
| BRONZE | Xue/Zhang Xi XUE Chen ZHANG Xi (c) | CHN - China |

Legend:
(c) Captain



B4 **TOURNAMENT RANKING** As of 21 AUG 2008
 比赛排名 / CLASSEMENT DE LA COMPÉTITION

| Rank | Team | NOC Code | Medal |
|------|---------------------------------|----------|--------|
| 1 | Walsh/May-Treanor | USA | Gold |
| 2 | Tian Jia/Wang | CHN | Silver |
| 3 | Xue/Zhang Xi | CHN | Bronze |
| 4 | Talita/Renata | BRA | |
| 5 | Schwaiger/Schwaiger | AUT | |
| 5 | Branagh/Youngs | USA | |
| 5 | Barnett/Cook | AUS | |
| 5 | Ana Paula/Larissa | BRA | |
| 9 | Nila/Ingrid | NOR | |
| 9 | Goller/Ludwig | GER | |
| 9 | Fernandez Grasset/Larrea Peraza | CUB | |
| 9 | Esteves Ribalta/M. Crespo | CUB | |
| 9 | Koutroumanidou/Tsiartsiani | GRE | |
| 9 | Maaseide/Glesnes | NOR | |
| 9 | Pohl/Rau | GER | |
| 9 | van Breedam/Mouha | BEL | |
| 17 | Saka/Rtvelo | GEO | |
| 17 | Candelas/Garcia | MEX | |
| 19 | Kuhn/Schwer | SUI | |
| 19 | Teru Saiki/Kusuhara | JPN | |
| 19 | Uryadova/Shiryayeva | RUS | |
| 19 | Augoustides/Nel | RSA | |
| 19 | Kadijk R./Mooren | NED | |
| 19 | Karantasiou/Arvaniti | GRE | |



B4 **DRAW - FINAL PHASE** As of 21 AUG 2008
抽签 - 决赛阶段 / TIRAGE AU SORT - PHASE FINALE

| Round of 16 | Quarterfinal | Semifinal | Gold Medal |
|---------------------------------------|-------------------------------------|---|---|
| Tian Jia/Wang (CHN) | | | |
| Match 39 15 AUG 11:00 | Tian Jia/Wang 21:13, 21:15 | | |
| Nila/Ingrid (NOR) | Match 47 17 AUG 11:00 | Tian Jia/Wang 21:12, 21:12 | |
| Goller/Ludwig (GER) | 23:21, 11:21, 18:16 | | |
| Match 40 15 AUG 18:00 | Schwaiger/Schwaiger | | |
| Schwaiger/Schwaiger (AUT) | | Match 51 19 AUG 10:00 | Tian Jia/Wang 22:24, 29:27, 15:8 |
| Branagh/Youngs (USA) | Match 41 15 AUG 10:00 | | |
| Match 41 15 AUG 10:00 | Branagh/Youngs 21:15, 21:13 | | |
| Fernandez Grasset/Larrea Peraza (CUB) | Match 48 17 AUG 20:00 | 21:17, 21:13 | |
| Esteves Ribalta/M. Crespo (CUB) | 21:19, 21:13 | Xue/Zhang Xi | |
| Match 42 15 AUG 19:00 | Xue/Zhang Xi | | |
| Xue/Zhang Xi (CHN) | | | Match 54 Gold Medal Match 21 AUG 11:00 |
| Barnett/Cook (AUS) | Match 43 15 AUG 12:00 | | Walsh/May-Treanor Gold Medal |
| Match 43 15 AUG 12:00 | Barnett/Cook 22:20, 19:21, 15:12 | | 21:18, 21:18 |
| Koutroumanidou/Tsiartsiani (GRE) | Match 49 17 AUG 21:00 | Talita/Renata 24:22, 21:14 | Tian Jia/Wang Silver Medal |
| Maaseide/Glesnes (NOR) | 12:21, 21:19, 15:13 | | |
| Match 44 15 AUG 20:00 | Talita/Renata | | |
| Talita/Renata (BRA) | | Match 52 19 AUG 9:00 | 21:12, 21:14 Walsh/May-Treanor |
| Ana Paula/Larissa (BRA) | Match 45 15 AUG 21:00 | | |
| Match 45 15 AUG 21:00 | Ana Paula/Larissa 21:18, 21:14 | | |
| Pohl/Rau (GER) | Match 50 17 AUG 10:00 | 21:18, 21:15 Walsh/May-Treanor | |
| van Breedam/Mouha (BEL) | 24:22, 21:10 | | |
| Match 46 15 AUG 9:00 | Walsh/May-Treanor | | |
| Walsh/May-Treanor (USA) | | | Match 53 Bronze Medal Match 21 AUG 9:00 |
| | | | Xue/Zhang Xi Bronze Medal 21:19, 21:17 |
| | | | Talita/Renata |



B3

MATCH RESULTS

单场比赛成绩 / RÉSULTAT DU MATCH

Tian Jia/Wang (CHN) vs Walsh/May-Treanor (USA)

0 2

| Teams | Sets | 1 | 2 | 3 | Total |
|-------------------------|------------------|-------|-------|---|-------|
| Tian Jia/Wang (CHN) | 0 | 18 | 18 | | 36 |
| Walsh/May-Treanor (USA) | 2 | 21 | 21 | | 42 |
| | Duration: | 20min | 22min | | 42min |

1st Referee: HAAS Andrea (AUT)
2nd Referee: VILLAS-BOAS Maria Amelia (BRA)

TEAM AND ATHLETE PERFORMANCES

| Wang Jie (c) | Tian Jia | TOTAL | | TOTAL | Walsh Kerri (c) | May-Treanor Misty |
|--------------|----------|-------|-------------------------|-------|-----------------|-------------------|
| 14 | 23 | 37 | Service Attempts | 41 | 16 | 25 |
| 1 | 0 | 1 | Service Faults | 1 | 1 | 0 |
| 1 | 4 | 5 | Service Aces | 2 | 1 | 1 |
| 55 km/h | 74 km/h | | Fastest Serve | | 53 km/h | 49 km/h |
| 36 | 16 | 52 | Attack Attempts | 54 | 18 | 36 |
| 14 | 9 | 23 | Attack Successes | 33 | 11 | 22 |
| 3 | 0 | 3 | Block Successes | 2 | 2 | 0 |
| | | 5 | Opponent Errors | 5 | | |
| 2 | 4 | 6 | Dig Successes | 5 | 1 | 4 |

Number of Spectators: **12000**

WEATHER CONDITIONS

| | | | |
|-------------------|------------------|----------------------|-----------|
| AIR TEMPERATURE: | 21.6°C / 71°F | HUMIDITY: | 97 % |
| SAND TEMPERATURE: | 24.5°C / 76°F | CONDITIONS: | Rain |
| WIND DIRECTION: | North North-West | BAROMETRIC PRESSURE: | 1001.1 Mb |
| WIND SPEED: | 1.8 km/h / 1 mph | | |

Legend:
(c) Captain



B3

MATCH RESULTS

单场比赛成绩 / RÉSULTAT DU MATCH

Xue/Zhang Xi (CHN) vs Talita/Renata (BRA)

2 0

| Teams | Sets | 1 | 2 | 3 | Total |
|---------------------|------------------|-------|-------|---|-------|
| Xue/Zhang Xi (CHN) | 2 | 21 | 21 | | 42 |
| Talita/Renata (BRA) | 0 | 19 | 17 | | 36 |
| | Duration: | 20min | 19min | | 39min |

1st Referee: DAHLE Geir (NOR)
2nd Referee: SEARLE Damien (GBR)

TEAM AND ATHLETE PERFORMANCES

| Xue Chen | Zhang Xi (c) | TOTAL | | TOTAL | Ribeiro Renata (c) | Rocha Talita |
|----------|--------------|-------|------------------|-------|--------------------|--------------|
| 22 | 19 | 41 | Service Attempts | 37 | 22 | 15 |
| 1 | 5 | 6 | Service Faults | 4 | 4 | 0 |
| 4 | 0 | 4 | Service Aces | 3 | 2 | 1 |
| 64 km/h | 69 km/h | | Fastest Serve | | 66 km/h | 59 km/h |
| 27 | 14 | 41 | Attack Attempts | 40 | 14 | 26 |
| 17 | 11 | 28 | Attack Successes | 23 | 6 | 17 |
| 2 | 0 | 2 | Block Successes | 1 | 0 | 1 |
| | | 8 | Opponent Errors | 9 | | |
| 0 | 7 | 7 | Dig Successes | 1 | 1 | 0 |

Number of Spectators: **7600**

WEATHER CONDITIONS

| | | | |
|-------------------|--------------------|----------------------|------------|
| AIR TEMPERATURE: | 21°C / 70°F | HUMIDITY: | 97 % |
| SAND TEMPERATURE: | 24.9°C / 77°F | CONDITIONS: | Light Rain |
| WIND DIRECTION: | South-East | BAROMETRIC PRESSURE: | 1000.7 Mb |
| WIND SPEED: | 11.16 km/h / 7 mph | | |

Legend:
(c) Captain



B3

MATCH RESULTS

单场比赛成绩 / RÉSULTAT DU MATCH

Tian Jia/Wang (CHN) vs Xue/Zhang Xi (CHN)

2 1

| Teams | Sets | 1 | 2 | 3 | Total |
|---------------------|------------------|-------|-------|-------|----------|
| Tian Jia/Wang (CHN) | 2 | 22 | 29 | 15 | 66 |
| Xue/Zhang Xi (CHN) | 1 | 24 | 27 | 8 | 59 |
| | Duration: | 26min | 35min | 13min | 1h 14min |

1st Referee: PERSONENI Jonas (SUI)

2nd Referee: RAMIREZ Miguel Angel (MEX)

TEAM AND ATHLETE PERFORMANCES

| Wang Jie (c) | Tian Jia | TOTAL | | TOTAL | Xue Chen | Zhang Xi (c) |
|--------------|----------|-------|-------------------------|-------|----------|--------------|
| 31 | 35 | 66 | Service Attempts | 59 | 30 | 29 |
| 5 | 3 | 8 | Service Faults | 8 | 4 | 4 |
| 3 | 1 | 4 | Service Aces | 9 | 5 | 4 |
| 58 km/h | 77 km/h | | Fastest Serve | | 67 km/h | 73 km/h |

| | | | | | | |
|----|----|----|-------------------------|----|----|----|
| 43 | 24 | 67 | Attack Attempts | 72 | 35 | 37 |
| 25 | 16 | 41 | Attack Successes | 34 | 15 | 19 |

| | | | | | | |
|---|---|---|------------------------|---|---|---|
| 4 | 0 | 4 | Block Successes | 3 | 3 | 0 |
|---|---|---|------------------------|---|---|---|

| | | |
|----|------------------------|----|
| 17 | Opponent Errors | 13 |
|----|------------------------|----|

| | | | | | | |
|---|----|----|----------------------|---|---|---|
| 2 | 15 | 17 | Dig Successes | 7 | 2 | 5 |
|---|----|----|----------------------|---|---|---|

Number of Spectators: **11800**

| WEATHER CONDITIONS | | | |
|--------------------|-------------------|----------------------|-----------|
| AIR TEMPERATURE: | 25.5°C / 78°F | HUMIDITY: | 70 % |
| SAND TEMPERATURE: | 24.4°C / 76°F | CONDITIONS: | Sunny |
| WIND DIRECTION: | North | BAROMETRIC PRESSURE: | 1005.8 Mb |
| WIND SPEED: | 4.68 km/h / 3 mph | | |

Legend:
 (c) Captain



CHAOYANG PARK BV GROUND
 朝阳公园沙滩排球场
 TERRAIN DU PARC DE CHAOYANG

TUE 星期二 MAR
 19 AUG 2008
 9:00

BEACH VOLLEYBALL
 沙滩排球 / VOLLEYBALL DE PLAGE

WOMEN
 女子项目 / FEMMES

SEMIFINAL - MATCH 52
 半决赛 - 第52场 / DEMI-FINALE - MATCH 52



B3

MATCH RESULTS

单场比赛成绩 / RÉSULTAT DU MATCH

Talita/Renata (BRA) vs Walsh/May-Treanor (USA)

0 2

| Teams | Sets | 1 | 2 | 3 | Total |
|-------------------------|-----------|-------|-------|---|-------|
| Talita/Renata (BRA) | 0 | 12 | 14 | | 26 |
| Walsh/May-Treanor (USA) | 2 | 21 | 21 | | 42 |
| | Duration: | 20min | 19min | | 39min |

1st Referee: DAHLE Geir (NOR)
 2nd Referee: SEARLE Damien (GBR)

TEAM AND ATHLETE PERFORMANCES

| Ribeiro Renata (c) | Rocha Talita | TOTAL | | TOTAL | Walsh Kerri (c) | May-Treanor Misty |
|--------------------|--------------|-------|------------------|-------|-----------------|-------------------|
| 13 | 14 | 27 | Service Attempts | 41 | 19 | 22 |
| 3 | 3 | 6 | Service Faults | 1 | 1 | 0 |
| 1 | 0 | 1 | Service Aces | 2 | 2 | 0 |
| 75 km/h | 51 km/h | | Fastest Serve | | 64 km/h | 72 km/h |
| 25 | 33 | 58 | Attack Attempts | 43 | 25 | 18 |
| 8 | 11 | 19 | Attack Successes | 22 | 12 | 10 |
| 0 | 3 | 3 | Block Successes | 4 | 3 | 1 |
| | 3 | | Opponent Errors | 14 | | |
| 7 | 1 | 8 | Dig Successes | 8 | 2 | 6 |

Number of Spectators: 8000

| WEATHER CONDITIONS | | | |
|--------------------|-------------------|----------------------|-----------|
| AIR TEMPERATURE: | 23.4°C / 74°F | HUMIDITY: | 83 % |
| SAND TEMPERATURE: | 23.9°C / 75°F | CONDITIONS: | Sunny |
| WIND DIRECTION: | North-East | BAROMETRIC PRESSURE: | 1005.7 Mb |
| WIND SPEED: | 5.04 km/h / 3 mph | | |

Legend: (c) Captain





CHAORYANG PARK BV GROUND
 朝阳公园沙滩排球场
 TERRAIN DU PARC DE CHAOYANG

SUN 星期天 DIM
 17 AUG 2008
 11:00

BEACH VOLLEYBALL
 沙滩排球 / VOLLEYBALL DE PLAGE

WOMEN
 女子项目 / FEMMES

QUARTERFINAL - MATCH 47
 1/4决赛 - 第47场 / QUART DE FINALE - MATCH 47



B3

MATCH RESULTS

单场比赛成绩 / RÉSULTAT DU MATCH

Tian Jia/Wang (CHN) vs Schwaiger/Schwaiger (AUT)

2 0

| Teams | Sets | 1 | 2 | 3 | Total |
|---------------------------|------------------|-------|-------|---|-------|
| Tian Jia/Wang (CHN) | 2 | 21 | 21 | | 42 |
| Schwaiger/Schwaiger (AUT) | 0 | 12 | 12 | | 24 |
| | Duration: | 19min | 22min | | 41min |

1st Referee: VILLAS-BOAS Maria Amelia (BRA)

2nd Referee: SAPP Glenn (USA)

TEAM AND ATHLETE PERFORMANCES

| Wang Jie (c) | Tian Jia | TOTAL | | TOTAL | Schwaiger Stefanie | Schwaiger Doris (c) |
|--------------|----------|-------|-------------------------|-------|--------------------|---------------------|
| 15 | 26 | 41 | Service Attempts | 25 | 12 | 13 |
| 0 | 2 | 2 | Service Faults | 4 | 3 | 1 |
| 3 | 2 | 5 | Service Aces | 4 | 2 | 2 |
| 57 km/h | 72 km/h | | Fastest Serve | | 57 km/h | 57 km/h |
| 17 | 16 | 33 | Attack Attempts | 43 | 17 | 26 |
| 10 | 10 | 20 | Attack Successes | 15 | 7 | 8 |
| 2 | 0 | 2 | Block Successes | 2 | 2 | 0 |
| | | 15 | Opponent Errors | 3 | | |
| 3 | 1 | 4 | Dig Successes | 3 | 0 | 3 |

Number of Spectators: **11800**

WEATHER CONDITIONS

| | | | |
|-------------------|-------------------|----------------------|-----------|
| AIR TEMPERATURE: | 22.8°C / 73°F | HUMIDITY: | 80 % |
| SAND TEMPERATURE: | 24.2°C / 76°F | CONDITIONS: | Cloudy |
| WIND DIRECTION: | North North-West | BAROMETRIC PRESSURE: | 1003.4 Mb |
| WIND SPEED: | 6.12 km/h / 4 mph | | |

Legend:
 (c) Captain



B3

MATCH RESULTS

单场比赛成绩 / RÉSULTAT DU MATCH

Branagh/Youngs (USA) vs Xue/Zhang Xi (CHN)

0 2

| Teams | Sets | 1 | 2 | 3 | Total |
|----------------------|------------------|-------|-------|---|-------|
| Branagh/Youngs (USA) | 0 | 17 | 13 | | 30 |
| Xue/Zhang Xi (CHN) | 2 | 21 | 21 | | 42 |
| | Duration: | 22min | 20min | | 42min |

1st Referee: PERSONENI Jonas (SUI)

2nd Referee: CESARE Stefano (ITA)

TEAM AND ATHLETE PERFORMANCES

| Branagh Nicole (c) | Youngs Elaine | TOTAL | | TOTAL | Xue Chen | Zhang Xi (c) |
|-----------------------|------------------|-------|-------------------------|-------|-------------|-----------------|
| 12 | 20 | 32 | Service Attempts | 40 | 19 | 21 |
| 4 | 3 | 7 | Service Faults | 6 | 3 | 3 |
| 0 | 4 | 4 | Service Aces | 2 | 1 | 1 |
| 74 km/h | 74 km/h | | Fastest Serve | | 67 km/h | 70 km/h |

| | | | | | | |
|----|----|----|-------------------------|----|----|----|
| 18 | 25 | 43 | Attack Attempts | 34 | 21 | 13 |
| 6 | 11 | 17 | Attack Successes | 18 | 11 | 7 |

| | | | | | | |
|---|---|---|------------------------|---|---|---|
| 0 | 1 | 1 | Block Successes | 4 | 4 | 0 |
|---|---|---|------------------------|---|---|---|

| | | |
|---|------------------------|----|
| 8 | Opponent Errors | 18 |
|---|------------------------|----|

| | | | | | | |
|---|---|---|----------------------|---|---|---|
| 5 | 2 | 7 | Dig Successes | 4 | 0 | 4 |
|---|---|---|----------------------|---|---|---|

Number of Spectators: **11500**

| WEATHER CONDITIONS | | | |
|--------------------|-------------------|----------------------|-----------|
| AIR TEMPERATURE: | 22.1°C / 72°F | HUMIDITY: | 83 % |
| SAND TEMPERATURE: | 23.8°C / 75°F | CONDITIONS: | Cloudy |
| WIND DIRECTION: | East North-East | BAROMETRIC PRESSURE: | 1001.6 Mb |
| WIND SPEED: | 5.76 km/h / 4 mph | | |

Legend:
(c) Captain



B3

MATCH RESULTS

单场比赛成绩 / RÉSULTAT DU MATCH

Barnett/Cook (AUS) vs Talita/Renata (BRA)

0 2

| Teams | Sets | 1 | 2 | 3 | Total |
|---------------------|------------------|-------|-------|---|-------|
| Barnett/Cook (AUS) | 0 | 22 | 14 | | 36 |
| Talita/Renata (BRA) | 2 | 24 | 21 | | 45 |
| | Duration: | 27min | 20min | | 47min |

1st Referee: BERARD Marc (FRA)
 2nd Referee: FRIESEN Darryl (CAN)

TEAM AND ATHLETE PERFORMANCES

| Cook Natalie (c) | Barnett Tamsin | TOTAL | | TOTAL | Ribeiro Renata (c) | Rocha Talita |
|---------------------|-------------------|-------|-------------------------|-------|-----------------------|-----------------|
| 18 | 18 | 36 | Service Attempts | 45 | 25 | 20 |
| 0 | 0 | 0 | Service Faults | 4 | 3 | 1 |
| 0 | 1 | 1 | Service Aces | 3 | 2 | 1 |
| 66 km/h | 53 km/h | | Fastest Serve | | 75 km/h | 51 km/h |
| 39 | 19 | 58 | Attack Attempts | 63 | 38 | 25 |
| 17 | 5 | 22 | Attack Successes | 30 | 19 | 11 |
| 0 | 4 | 4 | Block Successes | 4 | 0 | 4 |
| | | 9 | Opponent Errors | 8 | | |
| 10 | 2 | 12 | Dig Successes | 3 | 2 | 1 |

Number of Spectators: **11800**

WEATHER CONDITIONS

| | | | |
|-------------------|-------------------|----------------------|---------------|
| AIR TEMPERATURE: | 21.1°C / 70°F | HUMIDITY: | 90 % |
| SAND TEMPERATURE: | 23.7°C / 75°F | CONDITIONS: | Partly cloudy |
| WIND DIRECTION: | East | BAROMETRIC PRESSURE: | 1002.3 Mb |
| WIND SPEED: | 6.48 km/h / 4 mph | | |

Legend:
 (c) Captain



B3

MATCH RESULTS

单场比赛成绩 / RÉSULTAT DU MATCH

Ana Paula/Larissa (BRA) vs Walsh/May-Treanor (USA)

0 2

| Teams | Sets | 1 | 2 | 3 | Total |
|-------------------------|------------------|-------|-------|---|-------|
| Ana Paula/Larissa (BRA) | 0 | 18 | 15 | | 33 |
| Walsh/May-Treanor (USA) | 2 | 21 | 21 | | 42 |
| | Duration: | 21min | 20min | | 41min |

1st Referee: HAAS Andrea (AUT)

2nd Referee: WANG Leijun (CHN)

TEAM AND ATHLETE PERFORMANCES

| Conelly Ana Paula (c) | Franca Larissa | TOTAL | | TOTAL | Walsh Kerri (c) | May-Treanor Misty |
|--------------------------|-------------------|-------|-------------------------|-------|--------------------|----------------------|
| 17 | 17 | 34 | Service Attempts | 41 | 21 | 20 |
| 1 | 5 | 6 | Service Faults | 1 | 1 | 0 |
| 0 | 2 | 2 | Service Aces | 1 | 0 | 1 |
| 80 km/h | 77 km/h | | Fastest Serve | | 72 km/h | 79 km/h |
| 38 | 30 | 68 | Attack Attempts | 53 | 18 | 35 |
| 9 | 14 | 23 | Attack Successes | 24 | 11 | 13 |
| 0 | 0 | 0 | Block Successes | 5 | 5 | 0 |
| | 8 | | Opponent Errors | 12 | | |
| 2 | 11 | 13 | Dig Successes | 10 | 0 | 10 |

Number of Spectators: **10000**

WEATHER CONDITIONS

| | | | |
|-------------------|-------------------|----------------------|-----------|
| AIR TEMPERATURE: | 22.3°C / 72°F | HUMIDITY: | 83 % |
| SAND TEMPERATURE: | 24.1°C / 75°F | CONDITIONS: | Rain |
| WIND DIRECTION: | North-East | BAROMETRIC PRESSURE: | 1003.2 Mb |
| WIND SPEED: | 4.32 km/h / 3 mph | | |

Legend:
 (c) Captain



CHAOYANG PARK BV GROUND
朝阳公园沙滩排球场
TERRAIN DU PARC DE CHAOYANG

FRI 星期五 VEN
15 AUG 2008
11:00

BEACH VOLLEYBALL
沙滩排球 / VOLLEYBALL DE PLAGE

WOMEN
女子项目 / FEMMES

ROUND OF 16 - MATCH 39
16强复赛 - 第39场 / 16E DE FINALE - MATCH 39



B3

MATCH RESULTS

单场比赛成绩 / RÉSULTAT DU MATCH

Tian Jia/Wang (CHN) vs Nila/Ingrid (NOR)

2 0

| Teams | Sets | 1 | 2 | 3 | Total |
|---------------------|-----------|-------|-------|---|-------|
| Tian Jia/Wang (CHN) | 2 | 21 | 21 | | 42 |
| Nila/Ingrid (NOR) | 0 | 13 | 15 | | 28 |
| | Duration: | 18min | 19min | | 37min |

1st Referee: SAPP Glenn (USA)
2nd Referee: RAMIREZ Miguel Angel (MEX)

TEAM AND ATHLETE PERFORMANCES

| Wang Jie (c) | Tian Jia | TOTAL | | TOTAL | Haakedal Nila (c) | Toerlen Ingrid |
|--------------|----------|-------|------------------|-------|-------------------|----------------|
| 18 | 23 | 41 | Service Attempts | 29 | 12 | 17 |
| 2 | 5 | 7 | Service Faults | 4 | 2 | 2 |
| 2 | 2 | 4 | Service Aces | 1 | 0 | 1 |
| 58 km/h | 75 km/h | | Fastest Serve | | 56 km/h | 57 km/h |
| 23 | 12 | 35 | Attack Attempts | 44 | 28 | 16 |
| 17 | 5 | 22 | Attack Successes | 18 | 13 | 5 |
| 3 | 0 | 3 | Block Successes | 0 | 0 | 0 |
| | | 13 | Opponent Errors | 9 | | |
| 0 | 3 | 3 | Dig Successes | 4 | 0 | 4 |

Number of Spectators: 11800

WEATHER CONDITIONS

| | | | |
|-------------------|-------------------|----------------------|-----------|
| AIR TEMPERATURE: | 26.8°C / 80°F | HUMIDITY: | 68 % |
| SAND TEMPERATURE: | 24.4°C / 76°F | CONDITIONS: | Cloudy |
| WIND DIRECTION: | North-East | BAROMETRIC PRESSURE: | 1004.5 Mb |
| WIND SPEED: | 8.64 km/h / 5 mph | | |

Legend:
(c) Captain



B3 MATCH RESULTS

单场比赛成绩 / RÉSULTAT DU MATCH

Goller/Ludwig (GER) vs Schwaiger/Schwaiger (AUT)

1 2

| Teams | Sets | 1 | 2 | 3 | Total |
|---------------------------|------------------|-------|-------|-------|-------|
| Goller/Ludwig (GER) | 1 | 21 | 21 | 16 | 58 |
| Schwaiger/Schwaiger (AUT) | 2 | 23 | 11 | 18 | 52 |
| | Duration: | 20min | 16min | 19min | 55min |

1st Referee: VILLAS-BOAS Maria Amelia (BRA)

2nd Referee: LIU Hongyu (CHN)

TEAM AND ATHLETE PERFORMANCES

| Ludwig Laura | Goller Sara (c) | TOTAL | | TOTAL | Schwaiger Stefanie | Schwaiger Doris (c) |
|-----------------|--------------------|-------|-------------------------|-------|-----------------------|------------------------|
| 30 | 30 | 60 | Service Attempts | 50 | 22 | 28 |
| 4 | 3 | 7 | Service Faults | 6 | 5 | 1 |
| 4 | 10 | 14 | Service Aces | 5 | 2 | 3 |
| 59 km/h | 82 km/h | | Fastest Serve | | 77 km/h | 70 km/h |

| | | | | | | |
|----|----|----|-------------------------|----|----|----|
| 22 | 36 | 58 | Attack Attempts | 58 | 38 | 20 |
| 17 | 15 | 32 | Attack Successes | 33 | 19 | 14 |

| | | | | | | |
|---|---|---|------------------------|---|---|---|
| 0 | 0 | 0 | Block Successes | 2 | 2 | 0 |
|---|---|---|------------------------|---|---|---|

| | | |
|----|------------------------|----|
| 12 | Opponent Errors | 12 |
|----|------------------------|----|

| | | | | | | |
|---|---|---|----------------------|----|---|---|
| 6 | 3 | 9 | Dig Successes | 10 | 3 | 7 |
|---|---|---|----------------------|----|---|---|

Number of Spectators: **9200**

| WEATHER CONDITIONS | | | |
|--------------------|-------------------|----------------------|-----------|
| AIR TEMPERATURE: | 29.3°C / 85°F | HUMIDITY: | 36 % |
| SAND TEMPERATURE: | 27.3°C / 81°F | CONDITIONS: | Sunny |
| WIND DIRECTION: | East | BAROMETRIC PRESSURE: | 1001.2 Mb |
| WIND SPEED: | 4.68 km/h / 3 mph | | |

Legend:
 (c) Captain



CHAOYANG PARK BV GROUND
 朝阳公园沙滩排球场
 TERRAIN DU PARC DE CHAOYANG

FRI 星期五 VEN
 15 AUG 2008
 10:00

BEACH VOLLEYBALL
 沙滩排球 / VOLLEYBALL DE PLAGE

WOMEN
 女子项目 / FEMMES

ROUND OF 16 - MATCH 41
 16强复赛 - 第41场 / 16E DE FINALE - MATCH 41



B3

MATCH RESULTS

单场比赛成绩 / RÉSULTAT DU MATCH

Branagh/Youngs (USA) vs Fernandez Grasset/Larrea Peraz (CUB)

2 0

| Teams | Sets | 1 | 2 | 3 | Total |
|--------------------------------------|------------------|-------|-------|---|-------|
| Branagh/Youngs (USA) | 2 | 21 | 21 | | 42 |
| Fernandez Grasset/Larrea Peraz (CUB) | 0 | 15 | 13 | | 28 |
| | Duration: | 20min | 18min | | 38min |

1st Referee: PERSONENI Jonas (SUI)

2nd Referee: DAHLE Geir (NOR)

TEAM AND ATHLETE PERFORMANCES

| Branagh Nicole (c) | Youngs Elaine | TOTAL | | TOTAL | Fernandez Dalixia | Larrea Tamara (c) |
|-----------------------|------------------|-------|-------------------------|-------|----------------------|----------------------|
| 27 | 15 | 42 | Service Attempts | 28 | 16 | 12 |
| 2 | 1 | 3 | Service Faults | 0 | 0 | 0 |
| 2 | 1 | 3 | Service Aces | 0 | 0 | 0 |
| 79 km/h | 72 km/h | | Fastest Serve | | 54 km/h | 62 km/h |
| 23 | 20 | 43 | Attack Attempts | 49 | 20 | 29 |
| 15 | 14 | 29 | Attack Successes | 21 | 8 | 13 |
| 0 | 3 | 3 | Block Successes | 0 | 0 | 0 |
| | 7 | | Opponent Errors | 7 | | |
| 3 | 0 | 3 | Dig Successes | 2 | 1 | 1 |

Number of Spectators: **10200**

WEATHER CONDITIONS

| | | | |
|-------------------|-------------------|----------------------|-----------|
| AIR TEMPERATURE: | 26°C / 79°F | HUMIDITY: | 81 % |
| SAND TEMPERATURE: | 23.9°C / 75°F | CONDITIONS: | Cloudy |
| WIND DIRECTION: | North North-West | BAROMETRIC PRESSURE: | 1004.3 Mb |
| WIND SPEED: | 5.76 km/h / 4 mph | | |

Legend:
 (c) Captain



B3

MATCH RESULTS

单场比赛成绩 / RÉSULTAT DU MATCH

Esteves Ribalta/M. Crespo (CUB) vs Xue/Zhang Xi (CHN)

0 2

| Teams | Sets | 1 | 2 | 3 | Total |
|---------------------------------|------------------|-------|-------|---|-------|
| Esteves Ribalta/M. Crespo (CUB) | 0 | 19 | 13 | | 32 |
| Xue/Zhang Xi (CHN) | 2 | 21 | 21 | | 42 |
| | Duration: | 23min | 19min | | 42min |

1st Referee: CESARE Stefano (ITA)

2nd Referee: BERARD Marc (FRA)

TEAM AND ATHLETE PERFORMANCES

| Crespo Milagros (c) | Estevez Imara | TOTAL | | TOTAL | Xue Chen | Zhang Xi (c) |
|---------------------|---------------|-------|-------------------------|-------|----------|--------------|
| 17 | 16 | 33 | Service Attempts | 42 | 16 | 26 |
| 1 | 1 | 2 | Service Faults | 4 | 3 | 1 |
| 0 | 1 | 1 | Service Aces | 3 | 1 | 2 |
| 61 km/h | 51 km/h | | Fastest Serve | | 61 km/h | 75 km/h |

| | | | | | | |
|----|----|----|-------------------------|----|----|----|
| 26 | 27 | 53 | Attack Attempts | 50 | 14 | 36 |
| 8 | 14 | 22 | Attack Successes | 28 | 7 | 21 |

| | | | | | | |
|---|---|---|------------------------|---|---|---|
| 0 | 2 | 2 | Block Successes | 6 | 6 | 0 |
|---|---|---|------------------------|---|---|---|

| | | |
|---|------------------------|---|
| 7 | Opponent Errors | 5 |
|---|------------------------|---|

| | | | | | | |
|---|---|---|----------------------|----|---|---|
| 6 | 1 | 7 | Dig Successes | 12 | 4 | 8 |
|---|---|---|----------------------|----|---|---|

Number of Spectators: **11800**

| WEATHER CONDITIONS | | | |
|--------------------|-------------------|----------------------|-----------|
| AIR TEMPERATURE: | 29.3°C / 85°F | HUMIDITY: | 36 % |
| SAND TEMPERATURE: | 27.3°C / 81°F | CONDITIONS: | Sunny |
| WIND DIRECTION: | East | BAROMETRIC PRESSURE: | 1001.2 Mb |
| WIND SPEED: | 4.68 km/h / 3 mph | | |

Legend:
(c) Captain



B3

MATCH RESULTS

单场比赛成绩 / RÉSULTAT DU MATCH

Barnett/Cook (AUS) vs Koutroumanidou/Tsiartsiani (GRE)

2 1

| Teams | Sets | 1 | 2 | 3 | Total |
|----------------------------------|------------------|-------|-------|-------|-------|
| Barnett/Cook (AUS) | 2 | 22 | 19 | 15 | 56 |
| Koutroumanidou/Tsiartsiani (GRE) | 1 | 20 | 21 | 12 | 53 |
| | Duration: | 22min | 22min | 14min | 58min |

1st Referee: HAAS Andrea (AUT)
2nd Referee: HAGENER Marc (GER)

TEAM AND ATHLETE PERFORMANCES

| Cook Natalie (c) | Barnett Tamsin | TOTAL | | TOTAL | Koutroumanidou Eftalia (c) | Tsiartsiani Maria |
|------------------|----------------|-------|------------------|-------|----------------------------|-------------------|
| 30 | 25 | 55 | Service Attempts | 54 | 27 | 27 |
| 2 | 7 | 9 | Service Faults | 7 | 2 | 5 |
| 1 | 0 | 1 | Service Aces | 2 | 1 | 1 |
| 50 km/h | 57 km/h | | Fastest Serve | | 51 km/h | 69 km/h |
| 49 | 24 | 73 | Attack Attempts | 74 | 37 | 37 |
| 21 | 14 | 35 | Attack Successes | 33 | 14 | 19 |
| 1 | 7 | 8 | Block Successes | 3 | 0 | 3 |
| | 12 | | Opponent Errors | 15 | | |
| 10 | 0 | 10 | Dig Successes | 3 | 1 | 2 |

Number of Spectators: **7000**

WEATHER CONDITIONS

| | | | |
|-------------------|-------------------|----------------------|-----------|
| AIR TEMPERATURE: | 27.7°C / 82°F | HUMIDITY: | 64 % |
| SAND TEMPERATURE: | 25.0°C / 77°F | CONDITIONS: | Cloudy |
| WIND DIRECTION: | North-East | BAROMETRIC PRESSURE: | 1004.0 Mb |
| WIND SPEED: | 1.56 km/h / 1 mph | | |

Legend:
(c) Captain



B3

MATCH RESULTS

单场比赛成绩 / RÉSULTAT DU MATCH

Maaseide/Glesnes (NOR) vs Talita/Renata (BRA)

1 2

| Teams | Sets | 1 | 2 | 3 | Total |
|------------------------|------------------|-------|-------|-------|-------|
| Maaseide/Glesnes (NOR) | 1 | 21 | 19 | 13 | 53 |
| Talita/Renata (BRA) | 2 | 12 | 21 | 15 | 48 |
| | Duration: | 18min | 20min | 13min | 51min |

1st Referee: WANG Leijun (CHN)

2nd Referee: FUJII Takashi (JPN)

TEAM AND ATHLETE PERFORMANCES

| Maaseide Kathrine (c) | Glesnes Susanne | TOTAL | | TOTAL | Ribeiro Renata (c) | Rocha Talita |
|--------------------------|--------------------|-------|-------------------------|-------|-----------------------|-----------------|
| 25 | 28 | 53 | Service Attempts | 48 | 22 | 26 |
| 6 | 2 | 8 | Service Faults | 4 | 2 | 2 |
| 1 | 1 | 2 | Service Aces | 0 | 0 | 0 |
| 54 km/h | 55 km/h | | Fastest Serve | | 73 km/h | 50 km/h |
| 20 | 43 | 63 | Attack Attempts | 58 | 24 | 34 |
| 14 | 25 | 39 | Attack Successes | 30 | 9 | 21 |
| 0 | 2 | 2 | Block Successes | 4 | 0 | 4 |
| | | 10 | Opponent Errors | 14 | | |
| 5 | 1 | 6 | Dig Successes | 3 | 3 | 0 |

Number of Spectators: **11000**

WEATHER CONDITIONS

| | | | |
|-------------------|-------------------|----------------------|-----------|
| AIR TEMPERATURE: | 26.1°C / 79°F | HUMIDITY: | 46 % |
| SAND TEMPERATURE: | 26.6°C / 80°F | CONDITIONS: | Sunny |
| WIND DIRECTION: | South South-West | BAROMETRIC PRESSURE: | 1001.6 Mb |
| WIND SPEED: | 4.68 km/h / 3 mph | | |

Legend:
 (c) Captain



CHAOYANG PARK BV GROUND
朝阳公园沙滩排球场
TERRAIN DU PARC DE CHAOYANG

FRI 星期五 VEN
15 AUG 2008
21:00

BEACH VOLLEYBALL
沙滩排球 / VOLLEYBALL DE PLAGE

WOMEN
女子项目 / FEMMES

ROUND OF 16 - MATCH 45
16强复赛 - 第45场 / 16E DE FINALE - MATCH 45



B3

MATCH RESULTS

单场比赛成绩 / RÉSULTAT DU MATCH

Ana Paula/Larissa (BRA) vs Pohl/Rau (GER)

2 0

| Teams | Sets | 1 | 2 | 3 | Total |
|-------------------------|-----------|-------|-------|---|-------|
| Ana Paula/Larissa (BRA) | 2 | 21 | 21 | | 42 |
| Pohl/Rau (GER) | 0 | 18 | 14 | | 32 |
| | Duration: | 21min | 19min | | 40min |

1st Referee: FRIESEN Darryl (CAN)

2nd Referee: LU Weiping (CHN)

TEAM AND ATHLETE PERFORMANCES

| Conelly Ana Paula (c) | Franca Larissa | TOTAL | | TOTAL | Rau Okka | Pohl Stephanie (c) |
|--------------------------|-------------------|-------|------------------|-------|-------------|-----------------------|
| 19 | 22 | 41 | Service Attempts | 33 | 18 | 15 |
| 4 | 3 | 7 | Service Faults | 3 | 2 | 1 |
| 0 | 3 | 3 | Service Aces | 2 | 1 | 1 |
| 70 km/h | 69 km/h | | Fastest Serve | | 55 km/h | 65 km/h |
| 30 | 21 | 51 | Attack Attempts | 44 | 17 | 27 |
| 13 | 14 | 27 | Attack Successes | 14 | 7 | 7 |
| 1 | 0 | 1 | Block Successes | 3 | 0 | 3 |
| | | 11 | Opponent Errors | 13 | | |
| 3 | 13 | 16 | Dig Successes | 3 | 2 | 1 |

Number of Spectators: 7200

WEATHER CONDITIONS

| | | | |
|-------------------|------------------|----------------------|-----------|
| AIR TEMPERATURE: | 24.6°C / 76°F | HUMIDITY: | 54 % |
| SAND TEMPERATURE: | 25.7°C / 78°F | CONDITIONS: | Sunny |
| WIND DIRECTION: | South-West | BAROMETRIC PRESSURE: | 1002.2 Mb |
| WIND SPEED: | 3.6 km/h / 2 mph | | |

Legend:
(c) Captain



B3

MATCH RESULTS

单场比赛成绩 / RÉSULTAT DU MATCH

van Breedam/Mouha (BEL) vs Walsh/May-Treanor (USA)

0 2

| Teams | Sets | 1 | 2 | 3 | Total |
|-------------------------|------------------|-------|-------|---|-------|
| van Breedam/Mouha (BEL) | 0 | 22 | 10 | | 32 |
| Walsh/May-Treanor (USA) | 2 | 24 | 21 | | 45 |
| | Duration: | 23min | 15min | | 38min |

1st Referee: CASUTT Richard (NZL)

2nd Referee: SEARLE Damien (GBR)

TEAM AND ATHLETE PERFORMANCES

| van Breedam Liesbet (c) | Mouha Liesbeth | TOTAL | | TOTAL | Walsh Kerri (c) | May-Treanor Misty |
|----------------------------|-------------------|-------|-------------------------|-------|--------------------|----------------------|
| 17 | 15 | 32 | Service Attempts | 45 | 25 | 20 |
| 2 | 3 | 5 | Service Faults | 2 | 2 | 0 |
| 1 | 0 | 1 | Service Aces | 0 | 0 | 0 |
| 61 km/h | 67 km/h | | Fastest Serve | | 55 km/h | 66 km/h |
| 32 | 28 | 60 | Attack Attempts | 51 | 34 | 17 |
| 15 | 11 | 26 | Attack Successes | 33 | 23 | 10 |
| 0 | 2 | 2 | Block Successes | 3 | 3 | 0 |
| | 3 | | Opponent Errors | 9 | | |
| 4 | 0 | 4 | Dig Successes | 11 | 5 | 6 |

Number of Spectators: **8300**

WEATHER CONDITIONS

| | | | |
|-------------------|-------------------|----------------------|-----------|
| AIR TEMPERATURE: | 25.6°C / 78°F | HUMIDITY: | 89 % |
| SAND TEMPERATURE: | 22.9°C / 73°F | CONDITIONS: | Cloudy |
| WIND DIRECTION: | North | BAROMETRIC PRESSURE: | 1004.3 Mb |
| WIND SPEED: | 6.12 km/h / 4 mph | | |

Legend:
 (c) Captain


B4 RESULTS TABLE As of 14 AUG 2008
 成绩表 / TABLEAU DES RÉSULTATS

Pool A

| Date | Time | Match | Team 1 | NOC Code | Team 2 | NOC Code | Score | Duration |
|------------|-------|-------|-------------------|----------|-------------------|----------|-------------------------|----------|
| SAT 9 AUG | 9:00 | 2 | Maaseide/Glesnes | NOR | van Breedam/Mouha | BEL | 2-0 (24:22,21:18) | 49min |
| SAT 9 AUG | 11:00 | 1 | Tian Jia/Wang | CHN | Kuhn/Schwer | SUI | 2-0 (21:12,21:18) | 42min |
| MON 11 AUG | 11:00 | 13 | Tian Jia/Wang | CHN | van Breedam/Mouha | BEL | 2-1 (18:21,21:19,15:13) | 1h 04min |
| MON 11 AUG | 14:00 | 14 | Maaseide/Glesnes | NOR | Kuhn/Schwer | SUI | 2-0 (21:11,21:17) | 35min |
| WED 13 AUG | 11:00 | 26 | Tian Jia/Wang | CHN | Maaseide/Glesnes | NOR | 2-1 (17:21,21:14,15:8) | 1h 04min |
| WED 13 AUG | 13:00 | 25 | van Breedam/Mouha | BEL | Kuhn/Schwer | SUI | 2-0 (21:18,21:17) | 42min |

| Rk | Team Name | NOC Code | Matches | | | | Sets | | | Points | | |
|----|-------------------|----------|---------|-----|---|---|------|---|-------|--------|-----|-------|
| | | | Pts | Tot | W | L | W | L | Ratio | W | L | Ratio |
| 1 | Tian Jia/Wang | CHN | 6 | 3 | 3 | 0 | 6 | 2 | 3.000 | 149 | 126 | 1.183 |
| 2 | Maaseide/Glesnes | NOR | 5 | 3 | 2 | 1 | 5 | 2 | 2.500 | 130 | 121 | 1.074 |
| 3 | van Breedam/Mouha | BEL | 4 | 3 | 1 | 2 | 3 | 4 | 0.750 | 135 | 134 | 1.007 |
| 4 | Kuhn/Schwer | SUI | 3 | 3 | 0 | 3 | 0 | 6 | 0.000 | 93 | 126 | 0.738 |

Pool B

| Date | Time | Match | Team 1 | NOC Code | Team 2 | NOC Code | Score | Duration |
|------------|-------|-------|---------------------------------|----------|---------------------------------|----------|-------------------|----------|
| SUN 10 AUG | 9:00 | 3 | Walsh/May-Treanor | USA | Teru Saiki/Kusuhara | JPN | 2-0 (21:12,21:15) | 36min |
| SUN 10 AUG | 14:00 | 4 | Nila/Ingrid | NOR | Fernandez Grasset/Larrea Peraza | CUB | 0-2 (20:22,19:21) | 51min |
| TUE 12 AUG | 9:00 | 15 | Walsh/May-Treanor | USA | Fernandez Grasset/Larrea Peraza | CUB | 2-0 (21:15,21:16) | 37min |
| TUE 12 AUG | 12:00 | 16 | Nila/Ingrid | NOR | Teru Saiki/Kusuhara | JPN | 2-0 (21:8,21:18) | 41min |
| THU 14 AUG | 9:00 | 28 | Walsh/May-Treanor | USA | Nila/Ingrid | NOR | 2-0 (21:12,21:15) | 37min |
| THU 14 AUG | 11:00 | 27 | Fernandez Grasset/Larrea Peraza | CUB | Teru Saiki/Kusuhara | JPN | 2-0 (21:18,21:17) | 41min |

| Rk | Team Name | NOC Code | Matches | | | | Sets | | | Points | | |
|----|---------------------------------|----------|---------|-----|---|---|------|---|-------|--------|-----|-------|
| | | | Pts | Tot | W | L | W | L | Ratio | W | L | Ratio |
| 1 | Walsh/May-Treanor | USA | 6 | 3 | 3 | 0 | 6 | 0 | Max | 126 | 85 | 1.482 |
| 2 | Fernandez Grasset/Larrea Peraza | CUB | 5 | 3 | 2 | 1 | 4 | 2 | 2.000 | 116 | 116 | 1.000 |
| 3 | Nila/Ingrid | NOR | 4 | 3 | 1 | 2 | 2 | 4 | 0.500 | 108 | 111 | 0.973 |
| 4 | Teru Saiki/Kusuhara | JPN | 3 | 3 | 0 | 3 | 0 | 6 | 0.000 | 88 | 126 | 0.698 |

Pool C

| Date | Time | Match | Team 1 | NOC Code | Team 2 | NOC Code | Score | Duration |
|------------|-------|-------|---------------------|----------|---------------------|----------|-------------------------|----------|
| SAT 9 AUG | 12:00 | 6 | Barnett/Cook | AUS | Uryadova/Shiryayeva | RUS | 2-1 (21:8,19:21,15:12) | 55min |
| SAT 9 AUG | 20:00 | 5 | Ana Paula/Larissa | BRA | Saka/Rtvelo | GEO | 2-1 (23:25,21:17,15:5) | 55min |
| MON 11 AUG | 19:00 | 18 | Barnett/Cook | AUS | Saka/Rtvelo | GEO | 2-0 (21:18,21:12) | 42min |
| MON 11 AUG | 20:00 | 17 | Ana Paula/Larissa | BRA | Uryadova/Shiryayeva | RUS | 2-1 (19:21,21:12,15:13) | 57min |
| WED 13 AUG | 10:00 | 29 | Uryadova/Shiryayeva | RUS | Saka/Rtvelo | GEO | 1-2 (21:10,20:22,12:15) | 1h 01min |
| WED 13 AUG | 12:00 | 30 | Ana Paula/Larissa | BRA | Barnett/Cook | AUS | 0-2 (21:23,21:23) | 51min |

| Rk | Team Name | NOC Code | Matches | | | | Sets | | | Points | | |
|----|---------------------|----------|---------|-----|---|---|------|---|-------|--------|-----|-------|
| | | | Pts | Tot | W | L | W | L | Ratio | W | L | Ratio |
| 1 | Barnett/Cook | AUS | 6 | 3 | 3 | 0 | 6 | 1 | 6.000 | 143 | 113 | 1.265 |
| 2 | Ana Paula/Larissa | BRA | 5 | 3 | 2 | 1 | 4 | 4 | 1.000 | 156 | 139 | 1.122 |
| 3 | Saka/Rtvelo | GEO | 4 | 3 | 1 | 2 | 3 | 5 | 0.600 | 124 | 154 | 0.805 |
| 4 | Uryadova/Shiryayeva | RUS | 3 | 3 | 0 | 3 | 3 | 6 | 0.500 | 140 | 157 | 0.892 |


B4 RESULTS TABLE As of 14 AUG 2008
 成绩表 / TABLEAU DES RÉSULTATS

Pool D

| Date | Time | Match | Team 1 | NOC Code | Team 2 | NOC Code | Score | Duration |
|------------|-------|-------|----------------------------|----------|----------------------------|----------|-------------------------|----------|
| SUN 10 AUG | 18:00 | 20 | Goller/Ludwig | GER | Augoustides/Nel | RSA | 2-0 (21:12,21:14) | 34min |
| SUN 10 AUG | 19:00 | 19 | Xue/Zhang Xi | CHN | Koutroumanidou/Tsiartsiani | GRE | 2-1 (21:18,19:21,15:12) | 57min |
| TUE 12 AUG | 11:00 | 31 | Koutroumanidou/Tsiartsiani | GRE | Augoustides/Nel | RSA | 2-0 (21:12,21:8) | 34min |
| TUE 12 AUG | 19:00 | 32 | Xue/Zhang Xi | CHN | Goller/Ludwig | GER | 2-0 (21:14,21:18) | 41min |
| THU 14 AUG | 10:00 | 7 | Xue/Zhang Xi | CHN | Augoustides/Nel | RSA | 2-0 (21:13,21:9) | 32min |
| THU 14 AUG | 14:00 | 8 | Goller/Ludwig | GER | Koutroumanidou/Tsiartsiani | GRE | 2-0 (24:22,21:12) | 39min |

| Rk | Team Name | NOC Code | Matches | | | | Sets | | | Points | | |
|----|----------------------------|----------|---------|-----|---|---|------|---|-------|--------|-----|-------|
| | | | Pts | Tot | W | L | W | L | Ratio | W | L | Ratio |
| 1 | Xue/Zhang Xi | CHN | 6 | 3 | 3 | 0 | 6 | 1 | 6.000 | 139 | 105 | 1.324 |
| 2 | Goller/Ludwig | GER | 5 | 3 | 2 | 1 | 4 | 2 | 2.000 | 119 | 102 | 1.167 |
| 3q | Koutroumanidou/Tsiartsiani | GRE | 4 | 3 | 1 | 2 | 3 | 4 | 0.750 | 127 | 120 | 1.058 |
| 4 | Augoustides/Nel | RSA | 3 | 3 | 0 | 3 | 0 | 6 | 0.000 | 68 | 126 | 0.540 |

Pool E

| Date | Time | Match | Team 1 | NOC Code | Team 2 | NOC Code | Score | Duration |
|------------|-------|-------|---------------------------|----------|---------------------------|----------|-------------------------|----------|
| SAT 9 AUG | 18:00 | 9 | Branagh/Youngs | USA | Kadjik R./Mooren | NED | 2-0 (21:19,27:25) | 51min |
| SAT 9 AUG | 19:00 | 10 | Pohl/Rau | GER | Esteves Ribalta/M. Crespo | CUB | 2-0 (21:17,21:19) | 47min |
| MON 11 AUG | 12:00 | 33 | Esteves Ribalta/M. Crespo | CUB | Kadjik R./Mooren | NED | 2-0 (21:11,21:15) | 34min |
| MON 11 AUG | 18:00 | 34 | Branagh/Youngs | USA | Pohl/Rau | GER | 2-0 (21:17,21:16) | 47min |
| WED 13 AUG | 22:00 | 21 | Branagh/Youngs | USA | Esteves Ribalta/M. Crespo | CUB | 2-1 (21:19,13:21,15:12) | 57min |
| WED 13 AUG | 23:00 | 22 | Pohl/Rau | GER | Kadjik R./Mooren | NED | 2-0 (21:19,21:18) | 43min |

| Rk | Team Name | NOC Code | Matches | | | | Sets | | | Points | | |
|----|---------------------------|----------|---------|-----|---|---|------|---|-------|--------|-----|-------|
| | | | Pts | Tot | W | L | W | L | Ratio | W | L | Ratio |
| 1 | Branagh/Youngs | USA | 6 | 3 | 3 | 0 | 6 | 1 | 6.000 | 139 | 129 | 1.078 |
| 2 | Pohl/Rau | GER | 5 | 3 | 2 | 1 | 4 | 2 | 2.000 | 117 | 115 | 1.017 |
| 3q | Esteves Ribalta/M. Crespo | CUB | 4 | 3 | 1 | 2 | 3 | 4 | 0.750 | 130 | 117 | 1.111 |
| 4 | Kadjik R./Mooren | NED | 3 | 3 | 0 | 3 | 0 | 6 | 0.000 | 107 | 132 | 0.811 |

Pool F

| Date | Time | Match | Team 1 | NOC Code | Team 2 | NOC Code | Score | Duration |
|------------|-------|-------|----------------------|----------|----------------------|----------|-------------------------|----------|
| SUN 10 AUG | 11:00 | 12 | Karantasiou/Arvaniti | GRE | Schwaiger/Schwaiger | AUT | 0-2 (18:21,18:21) | 47min |
| SUN 10 AUG | 12:00 | 11 | Talita/Renata | BRA | Candelas/Garcia | MEX | 2-1 (18:21,21:16,15:8) | 49min |
| TUE 12 AUG | 14:00 | 24 | Karantasiou/Arvaniti | GRE | Candelas/Garcia | MEX | 1-2 (17:21,21:16,12:15) | 53min |
| TUE 12 AUG | 20:00 | 23 | Talita/Renata | BRA | Schwaiger/Schwaiger | AUT | 2-0 (21:18,21:19) | 40min |
| THU 14 AUG | 12:00 | 36 | Talita/Renata | BRA | Karantasiou/Arvaniti | GRE | 2-0 (22:20,21:19) | 43min |
| THU 14 AUG | 13:00 | 35 | Schwaiger/Schwaiger | AUT | Candelas/Garcia | MEX | 2-0 (21:17,21:10) | 34min |

| Rk | Team Name | NOC Code | Matches | | | | Sets | | | Points | | |
|----|----------------------|----------|---------|-----|---|---|------|---|-------|--------|-----|-------|
| | | | Pts | Tot | W | L | W | L | Ratio | W | L | Ratio |
| 1 | Talita/Renata | BRA | 6 | 3 | 3 | 0 | 6 | 1 | 6.000 | 139 | 121 | 1.149 |
| 2 | Schwaiger/Schwaiger | AUT | 5 | 3 | 2 | 1 | 4 | 2 | 2.000 | 121 | 105 | 1.152 |
| 3 | Candelas/Garcia | MEX | 4 | 3 | 1 | 2 | 3 | 5 | 0.600 | 124 | 146 | 0.849 |
| 4 | Karantasiou/Arvaniti | GRE | 3 | 3 | 0 | 3 | 1 | 6 | 0.167 | 125 | 137 | 0.912 |

Lucky Loser Round

| Date | Time | Match | Team 1 | NOC Code | Team 2 | NOC Code | Score | Duration |
|------------|-------|-------|-------------------|----------|-----------------|----------|-------------------------|----------|
| THU 14 AUG | 21:00 | 37 | van Breedam/Mouha | BEL | Saka/Rtvelo | GEO | 2-0 (21:13,21:19) | 41min |
| THU 14 AUG | 21:00 | 38 | Nila/Ingrid | NOR | Candelas/Garcia | MEX | 2-1 (20:22,21:12,15:11) | 53min |

Qualified for Final Phase as Lucky Loser: van Breedam/Mouha (BEL) and Nila/Ingrid (NOR)

| | | | | | | | | |
|----------------|---|------|----|------|---|-----|---|-----------------------|
| Legend: | L | Lost | Rk | Rank | W | Won | q | Qualified as best 3rd |
|----------------|---|------|----|------|---|-----|---|-----------------------|



CHAOYANG PARK BV GROUND
朝阳公园沙滩排球场
TERRAIN DU PARC DE CHAOYANG

SAT 星期六 SAM
9 AUG 2008
11:00

BEACH VOLLEYBALL
沙滩排球 / VOLLEYBALL DE PLAGE

WOMEN
女子项目 / FEMMES

PRELIMINARY PHASE - POOL A - MATCH 1
预赛A组 - 第1场 / TOUR PRÉLIMINAIRE - GROUPE A - MATCH 1



B3

MATCH RESULTS

单场比赛成绩 / RÉSULTAT DU MATCH

Tian Jia/Wang (CHN) vs Kuhn/Schwer (SUI)

2 0

| Teams | Sets | 1 | 2 | 3 | Total |
|---------------------|------------------|-------|-------|---|-------|
| Tian Jia/Wang (CHN) | 2 | 21 | 21 | | 42 |
| Kuhn/Schwer (SUI) | 0 | 12 | 18 | | 30 |
| | Duration: | 19min | 23min | | 42min |

1st Referee: RAMIREZ Miguel Angel (MEX)

2nd Referee: HAAS Andrea (AUT)

TEAM AND ATHLETE PERFORMANCES

| Wang Jie (c) | Tian Jia | TOTAL | | TOTAL | Kuhn Simone (c) | Schwer Lea |
|--------------|----------|-------|------------------|-------|-----------------|------------|
| 25 | 16 | 41 | Service Attempts | 31 | 12 | 19 |
| 2 | 1 | 3 | Service Faults | 6 | 2 | 4 |
| 5 | 1 | 6 | Service Aces | 0 | 0 | 0 |
| 65 km/h | 73 km/h | | Fastest Serve | | 71 km/h | 74 km/h |

| | | | | | | |
|----|----|----|------------------|----|----|----|
| 26 | 17 | 43 | Attack Attempts | 42 | 17 | 25 |
| 14 | 7 | 21 | Attack Successes | 18 | 8 | 10 |

| | | | | | | |
|---|---|---|-----------------|---|---|---|
| 1 | 0 | 1 | Block Successes | 3 | 2 | 1 |
|---|---|---|-----------------|---|---|---|

| | | |
|----|-----------------|---|
| 14 | Opponent Errors | 9 |
|----|-----------------|---|

| | | | | | | |
|---|---|----|---------------|---|---|---|
| 9 | 7 | 16 | Dig Successes | 3 | 2 | 1 |
|---|---|----|---------------|---|---|---|

Number of Spectators: 12000

WEATHER CONDITIONS

| | | | |
|-------------------|-------------------|----------------------|-----------|
| AIR TEMPERATURE: | 31.6°C / 89°F | HUMIDITY: | 73 % |
| SAND TEMPERATURE: | 28.8°C / 84°F | CONDITIONS: | Cloudy |
| WIND DIRECTION: | South-West | BAROMETRIC PRESSURE: | 1001.1 Mb |
| WIND SPEED: | 2.42 km/h / 2 mph | | |

Legend:
(c) Captain



B3

MATCH RESULTS

单场比赛成绩 / RÉSULTAT DU MATCH

Maaseide/Glesnes (NOR) vs van Breedam/Mouha (BEL)

2 0

| Teams | Sets | 1 | 2 | 3 | Total |
|-------------------------|------------------|-------|-------|---|-------|
| Maaseide/Glesnes (NOR) | 2 | 24 | 21 | | 45 |
| van Breedam/Mouha (BEL) | 0 | 22 | 18 | | 40 |
| | Duration: | 26min | 23min | | 49min |

1st Referee: HAGENER Marc (GER)
2nd Referee: SEARLE Damien (GBR)

TEAM AND ATHLETE PERFORMANCES

| Maaseide Kathrine (c) | Glesnes Susanne | TOTAL | | TOTAL | van Breedam Liesbet (c) | Mouha Liesbeth |
|--------------------------|--------------------|-------|-------------------------|-------|----------------------------|-------------------|
| 19 | 25 | 44 | Service Attempts | 41 | 23 | 18 |
| 1 | 3 | 4 | Service Faults | 3 | 1 | 2 |
| 0 | 4 | 4 | Service Aces | 2 | 1 | 1 |
| 61 km/h | 55 km/h | | Fastest Serve | | 59 km/h | 55 km/h |
| 21 | 46 | 67 | Attack Attempts | 60 | 39 | 21 |
| 8 | 19 | 27 | Attack Successes | 24 | 11 | 13 |
| 0 | 2 | 2 | Block Successes | 4 | 0 | 4 |
| | 12 | | Opponent Errors | 10 | | |
| 5 | 0 | 5 | Dig Successes | 6 | 5 | 1 |

Number of Spectators:

| WEATHER CONDITIONS | | | |
|--------------------|-------------------|----------------------|-----------|
| AIR TEMPERATURE: | 28.1°C / 83°F | HUMIDITY: | 86 % |
| SAND TEMPERATURE: | 28.2°C / 83°F | CONDITIONS: | Cloudy |
| WIND DIRECTION: | West | BAROMETRIC PRESSURE: | 1001.1 Mb |
| WIND SPEED: | 6.12 km/h / 4 mph | | |

Legend:
(c) Captain



B3

MATCH RESULTS

单场比赛成绩 / RÉSULTAT DU MATCH

Tian Jia/Wang (CHN) vs van Breedam/Mouha (BEL)

2 1

| Teams | Sets | 1 | 2 | 3 | Total |
|-------------------------|------------------|-------|-------|-------|----------|
| Tian Jia/Wang (CHN) | 2 | 18 | 21 | 15 | 54 |
| van Breedam/Mouha (BEL) | 1 | 21 | 19 | 13 | 53 |
| | Duration: | 23min | 25min | 16min | 1h 04min |

1st Referee: SAPP Glenn (USA)
2nd Referee: RAMIREZ Miguel Angel (MEX)

TEAM AND ATHLETE PERFORMANCES

| Wang Jie (c) | Tian Jia | TOTAL | | TOTAL | van Breedam Liesbet (c) | Mouha Liesbeth |
|--------------|----------|-------|-------------------------|-------|-------------------------|----------------|
| 26 | 27 | 53 | Service Attempts | 54 | 29 | 25 |
| 3 | 2 | 5 | Service Faults | 6 | 4 | 2 |
| 1 | 1 | 2 | Service Aces | 6 | 4 | 2 |
| 57 km/h | 75 km/h | | Fastest Serve | | 61 km/h | 52 km/h |
| 48 | 19 | 67 | Attack Attempts | 69 | 39 | 30 |
| 26 | 6 | 32 | Attack Successes | 32 | 16 | 16 |
| 2 | 0 | 2 | Block Successes | 4 | 0 | 4 |
| | | 18 | Opponent Errors | 11 | | |
| 1 | 6 | 7 | Dig Successes | 6 | 5 | 1 |

Number of Spectators: **9450**

WEATHER CONDITIONS

| | | | |
|-------------------|-------------------|----------------------|-----------|
| AIR TEMPERATURE: | 27.8°C / 82°F | HUMIDITY: | 97 % |
| SAND TEMPERATURE: | 24.2°C / 76°F | CONDITIONS: | Cloudy |
| WIND DIRECTION: | North North-East | BAROMETRIC PRESSURE: | 1003.5 Mb |
| WIND SPEED: | 5.76 km/h / 4 mph | | |

Legend:
(c) Captain



B3

MATCH RESULTS

单场比赛成绩 / RÉSULTAT DU MATCH

Maaseide/Glesnes (NOR) vs Kuhn/Schwer (SUI)

2 0

| Teams | Sets | 1 | 2 | 3 | Total |
|------------------------|------------------|-------|-------|---|-------|
| Maaseide/Glesnes (NOR) | 2 | 21 | 21 | | 42 |
| Kuhn/Schwer (SUI) | 0 | 11 | 17 | | 28 |
| | Duration: | 17min | 18min | | 35min |

1st Referee: CASUTT Richard (NZL)

2nd Referee: BERARD Marc (FRA)

TEAM AND ATHLETE PERFORMANCES

| Maaseide Kathrine (c) | Glesnes Susanne | TOTAL | | TOTAL | Kuhn Simone (c) | Schwer Lea |
|--------------------------|--------------------|-------|-------------------------|-------|--------------------|---------------|
| 21 | 20 | 41 | Service Attempts | 29 | 13 | 16 |
| 2 | 1 | 3 | Service Faults | 6 | 2 | 4 |
| 2 | 1 | 3 | Service Aces | 3 | 1 | 2 |
| 55 km/h | 57 km/h | | Fastest Serve | | 59 km/h | 60 km/h |
| 17 | 17 | 34 | Attack Attempts | 42 | 10 | 32 |
| 12 | 13 | 25 | Attack Successes | 21 | 6 | 15 |
| 0 | 2 | 2 | Block Successes | 0 | 0 | 0 |
| | | 12 | Opponent Errors | 4 | | |
| 5 | 1 | 6 | Dig Successes | 3 | 2 | 1 |

Number of Spectators: **1500**

WEATHER CONDITIONS

| | | | |
|-------------------|-------------------|----------------------|-----------|
| AIR TEMPERATURE: | 26.6°C / 80°F | HUMIDITY: | 81 % |
| SAND TEMPERATURE: | 25.8°C / 78°F | CONDITIONS: | Cloudy |
| WIND DIRECTION: | North | BAROMETRIC PRESSURE: | 1003.1 Mb |
| WIND SPEED: | 6.84 km/h / 4 mph | | |

Legend:
(c) Captain



B3

MATCH RESULTS

单场比赛成绩 / RÉSULTAT DU MATCH

van Breedam/Mouha (BEL) vs Kuhn/Schwer (SUI)

2 0

| Teams | Sets | 1 | 2 | 3 | Total |
|-------------------------|------------------|-------|-------|---|-------|
| van Breedam/Mouha (BEL) | 2 | 21 | 21 | | 42 |
| Kuhn/Schwer (SUI) | 0 | 18 | 17 | | 35 |
| | Duration: | 21min | 21min | | 42min |

1st Referee: FUJII Takashi (JPN)

2nd Referee: SAPP Glenn (USA)

TEAM AND ATHLETE PERFORMANCES

| van Breedam Liesbet (c) | Mouha Liesbeth | TOTAL | | TOTAL | Kuhn Simone (c) | Schwer Lea |
|----------------------------|-------------------|-------|-------------------------|-------|--------------------|---------------|
| 19 | 22 | 41 | Service Attempts | 36 | 18 | 18 |
| 1 | 0 | 1 | Service Faults | 2 | 1 | 1 |
| 0 | 3 | 3 | Service Aces | 2 | 1 | 1 |
| 51 km/h | 53 km/h | | Fastest Serve | | 60 km/h | 61 km/h |
| 30 | 17 | 47 | Attack Attempts | 51 | 22 | 29 |
| 16 | 13 | 29 | Attack Successes | 26 | 13 | 13 |
| 0 | 3 | 3 | Block Successes | 0 | 0 | 0 |
| | 7 | | Opponent Errors | 7 | | |
| 6 | 2 | 8 | Dig Successes | 4 | 3 | 1 |

Number of Spectators:

| WEATHER CONDITIONS | | | |
|--------------------|-------------------|----------------------|-----------|
| AIR TEMPERATURE: | 29.5°C / 85°F | HUMIDITY: | 68 % |
| SAND TEMPERATURE: | 28.0°C / 82°F | CONDITIONS: | Cloudy |
| WIND DIRECTION: | South-East | BAROMETRIC PRESSURE: | 1004.5 Mb |
| WIND SPEED: | 3.24 km/h / 2 mph | | |

Legend: (c) Captain



CHAOYANG PARK BV GROUND
 朝阳公园沙滩排球场
 TERRAIN DU PARC DE CHAOYANG

WED 星期三 MER
 13 AUG 2008
 11:00

BEACH VOLLEYBALL
 沙滩排球 / VOLLEYBALL DE PLAGE

WOMEN
 女子项目 / FEMMES

PRELIMINARY PHASE - POOL A - MATCH 26
 预赛A组 - 第26场 / TOUR PRÉLIMINAIRE - GROUPE A - MATCH 26



B3

MATCH RESULTS

单场比赛成绩 / RÉSULTAT DU MATCH

Tian Jia/Wang (CHN) vs Maaseide/Glesnes (NOR)

2 1

| Teams | Sets | 1 | 2 | 3 | Total |
|------------------------|------------------|-------|-------|-------|----------|
| Tian Jia/Wang (CHN) | 2 | 17 | 21 | 15 | 53 |
| Maaseide/Glesnes (NOR) | 1 | 21 | 14 | 8 | 43 |
| | Duration: | 21min | 31min | 12min | 1h 04min |

1st Referee: SAPP Glenn (USA)
 2nd Referee: SEARLE Damien (GBR)

TEAM AND ATHLETE PERFORMANCES

| Wang Jie (c) | Tian Jia | TOTAL | | TOTAL | Maaseide Kathrine (c) | Glesnes Susanne |
|--------------|----------|-------|-------------------------|-------|-----------------------|-----------------|
| 26 | 26 | 52 | Service Attempts | 44 | 21 | 23 |
| 3 | 4 | 7 | Service Faults | 5 | 2 | 3 |
| 4 | 1 | 5 | Service Aces | 3 | 2 | 1 |
| 59 km/h | 75 km/h | | Fastest Serve | | 56 km/h | 53 km/h |
| 36 | 20 | 56 | Attack Attempts | 64 | 38 | 26 |
| 22 | 9 | 31 | Attack Successes | 27 | 12 | 15 |
| 2 | 2 | 4 | Block Successes | 1 | 1 | 0 |
| | | 13 | Opponent Errors | 12 | | |
| 4 | 10 | 14 | Dig Successes | 4 | 2 | 2 |

Number of Spectators: **11800**

WEATHER CONDITIONS

| | | | |
|-------------------|-------------------|----------------------|-----------|
| AIR TEMPERATURE: | 27.7°C / 82°F | HUMIDITY: | 82 % |
| SAND TEMPERATURE: | 26.6°C / 80°F | CONDITIONS: | Cloudy |
| WIND DIRECTION: | South South-East | BAROMETRIC PRESSURE: | 1005.3 Mb |
| WIND SPEED: | 3.96 km/h / 2 mph | | |

Legend:
 (c) Captain



B3

MATCH RESULTS

单场比赛成绩 / RÉSULTAT DU MATCH

Walsh/May-Treanor (USA) vs Teru Saiki/Kusuhara (JPN)

2 0

| Teams | Sets | 1 | 2 | 3 | Total |
|---------------------------|------------------|-------|-------|---|-------|
| Walsh/May-Treanor (USA) | 2 | 21 | 21 | | 42 |
| Teru Saiki/Kusuhara (JPN) | 0 | 12 | 15 | | 27 |
| | Duration: | 17min | 19min | | 36min |

1st Referee: SEARLE Damien (GBR)

2nd Referee: LU Weiping (CHN)

TEAM AND ATHLETE PERFORMANCES

| Walsh Kerri (c) | May-Treanor Misty | TOTAL | | TOTAL | Saiki Mika | Kusuhara Chiaki (c) |
|--------------------|----------------------|-------|-------------------------|-------|---------------|------------------------|
| 18 | 23 | 41 | Service Attempts | 28 | 14 | 14 |
| 1 | 0 | 1 | Service Faults | 2 | 0 | 2 |
| 1 | 1 | 2 | Service Aces | 0 | 0 | 0 |
| 53 km/h | 49 km/h | | Fastest Serve | | 59 km/h | 75 km/h |
| 15 | 39 | 54 | Attack Attempts | 59 | 23 | 36 |
| 6 | 23 | 29 | Attack Successes | 19 | 6 | 13 |
| 3 | 0 | 3 | Block Successes | 0 | 0 | 0 |
| | | 8 | Opponent Errors | 8 | | |
| 0 | 10 | 10 | Dig Successes | 6 | 4 | 2 |

Number of Spectators: **7530**

WEATHER CONDITIONS

| | | | |
|-------------------|--------------------|----------------------|-----------|
| AIR TEMPERATURE: | 27.9°C / 82°F | HUMIDITY: | 87 % |
| SAND TEMPERATURE: | 28°C / 82°F | CONDITIONS: | Cloudy |
| WIND DIRECTION: | South-East | BAROMETRIC PRESSURE: | 1000.6 Mb |
| WIND SPEED: | 10.44 km/h / 6 mph | | |

Legend:
 (c) Captain



B3

MATCH RESULTS

单场比赛成绩 / RÉSULTAT DU MATCH

Nila/Ingrid (NOR) vs Fernandez Grasset/Larrea Peraz (CUB)

0 2

| Teams | Sets | 1 | 2 | 3 | Total |
|--------------------------------------|------------------|-------|-------|---|-------|
| Nila/Ingrid (NOR) | 0 | 20 | 19 | | 39 |
| Fernandez Grasset/Larrea Peraz (CUB) | 2 | 22 | 21 | | 43 |
| | Duration: | 30min | 21min | | 51min |

1st Referee: HAGENER Marc (GER)
2nd Referee: PERSONENI Jonas (SUI)

TEAM AND ATHLETE PERFORMANCES

| Haakedal Nila (c) | Toerlen Ingrid | TOTAL | | TOTAL | Fernandez Dalixia | Larrea Tamara (c) |
|----------------------|-------------------|-------|-------------------------|-------|----------------------|----------------------|
| 16 | 24 | 40 | Service Attempts | 43 | 23 | 20 |
| 2 | 3 | 5 | Service Faults | 7 | 2 | 5 |
| 1 | 2 | 3 | Service Aces | 4 | 3 | 1 |
| 55 km/h | 58 km/h | | Fastest Serve | | 55 km/h | 55 km/h |
| 15 | 33 | 48 | Attack Attempts | 46 | 18 | 28 |
| 4 | 17 | 21 | Attack Successes | 25 | 11 | 14 |
| 1 | 1 | 2 | Block Successes | 4 | 1 | 3 |
| | | 13 | Opponent Errors | 10 | | |
| 3 | 2 | 5 | Dig Successes | 7 | 7 | 0 |

Number of Spectators: **6150**

WEATHER CONDITIONS

| | | | |
|-------------------|-------------------|----------------------|-----------|
| AIR TEMPERATURE: | 30.8°C / 87°F | HUMIDITY: | 89 % |
| SAND TEMPERATURE: | 28.4°C / 83°F | CONDITIONS: | Cloudy |
| WIND DIRECTION: | North North-East | BAROMETRIC PRESSURE: | 1000.1 Mb |
| WIND SPEED: | 5.04 km/h / 3 mph | | |

Legend:
(c) Captain



CHAOYANG PARK BV GROUND
 朝阳公园沙滩排球场地
 TERRAIN DU PARC DE CHAOYANG

TUE 星期二 MAR
 12 AUG 2008
 9:00

BEACH VOLLEYBALL
 沙滩排球 / VOLLEYBALL DE PLAGE

WOMEN
 女子项目 / FEMMES

PRELIMINARY PHASE - POOL B - MATCH 15
 预赛B组 - 第15场 / TOUR PRÉLIMINAIRE - GROUPE B - MATCH 15



B3

MATCH RESULTS

单场比赛成绩 / RÉSULTAT DU MATCH

Walsh/May-Treanor (USA) vs Fernandez Grasset/Larrea Peraz (CUB)

2 0

| Teams | Sets | 1 | 2 | 3 | Total |
|--------------------------------------|------------------|-------|-------|---|-------|
| Walsh/May-Treanor (USA) | 2 | 21 | 21 | | 42 |
| Fernandez Grasset/Larrea Peraz (CUB) | 0 | 15 | 16 | | 31 |
| | Duration: | 18min | 19min | | 37min |

1st Referee: SEARLE Damien (GBR)

2nd Referee: LU Weiping (CHN)

TEAM AND ATHLETE PERFORMANCES

| Walsh Kerri (c) | May-Treanor Misty | TOTAL | | TOTAL | Fernandez Dalixia | Larrea Tamara (c) |
|--------------------|----------------------|-------|-------------------------|-------|----------------------|----------------------|
| 21 | 20 | 41 | Service Attempts | 32 | 18 | 14 |
| 1 | 0 | 1 | Service Faults | 1 | 1 | 0 |
| 2 | 1 | 3 | Service Aces | 1 | 1 | 0 |
| 52 km/h | 49 km/h | | Fastest Serve | | 55 km/h | 55 km/h |
| 17 | 28 | 45 | Attack Attempts | 51 | 18 | 33 |
| 8 | 21 | 29 | Attack Successes | 25 | 7 | 18 |
| 4 | 0 | 4 | Block Successes | 0 | 0 | 0 |
| | | 6 | Opponent Errors | 5 | | |
| 2 | 4 | 6 | Dig Successes | 4 | 4 | 0 |

Number of Spectators: **9550**

WEATHER CONDITIONS

| | | | |
|-------------------|-------------------|----------------------|-----------|
| AIR TEMPERATURE: | 25.1°C / 77°F | HUMIDITY: | 88 % |
| SAND TEMPERATURE: | 23.7°C / 75°F | CONDITIONS: | Cloudy |
| WIND DIRECTION: | North | BAROMETRIC PRESSURE: | 1004.3 Mb |
| WIND SPEED: | 1.44 km/h / 1 mph | | |

Legend:
 (c) Captain



CHAORYANG PARK BV GROUND
 朝阳公园沙滩排球馆
 TERRAIN DU PARC DE CHAOYANG

TUE 星期二 MAR
 12 AUG 2008
 12:00

BEACH VOLLEYBALL
 沙滩排球 / VOLLEYBALL DE PLAGE

WOMEN
 女子项目 / FEMMES

PRELIMINARY PHASE - POOL B - MATCH 16
 预赛B组 - 第16场 / TOUR PRÉLIMINAIRE - GROUPE B - MATCH 16



B3

MATCH RESULTS

单场比赛成绩 / RÉSULTAT DU MATCH

Nila/Ingrid (NOR) vs Teru Saiki/Kusuhara (JPN)

2 0

| Teams | Sets | 1 | 2 | 3 | Total |
|---------------------------|------------------|-------|-------|---|-------|
| Nila/Ingrid (NOR) | 2 | 21 | 21 | | 42 |
| Teru Saiki/Kusuhara (JPN) | 0 | 8 | 18 | | 26 |
| | Duration: | 18min | 23min | | 41min |

1st Referee: HAGENER Marc (GER)

2nd Referee: CASUTT Richard (NZL)

TEAM AND ATHLETE PERFORMANCES

| Haakedal Nila (c) | Toerlen Ingrid | TOTAL | | TOTAL | Saiki Mika | Kusuhara Chiaki (c) |
|----------------------|-------------------|-------|-------------------------|-------|---------------|------------------------|
| 21 | 20 | 41 | Service Attempts | 27 | 15 | 12 |
| 3 | 0 | 3 | Service Faults | 5 | 3 | 2 |
| 1 | 2 | 3 | Service Aces | 2 | 1 | 1 |
| 57 km/h | 51 km/h | | Fastest Serve | | 51 km/h | 73 km/h |
| 15 | 21 | 36 | Attack Attempts | 41 | 11 | 30 |
| 11 | 16 | 27 | Attack Successes | 15 | 1 | 14 |
| 2 | 1 | 3 | Block Successes | 1 | 0 | 1 |
| | | 9 | Opponent Errors | 8 | | |
| 1 | 1 | 2 | Dig Successes | 2 | 2 | 0 |

Number of Spectators: **6100**

WEATHER CONDITIONS

| | | | |
|-------------------|-------------------|----------------------|-----------|
| AIR TEMPERATURE: | 28.5°C / 83°F | HUMIDITY: | 65 % |
| SAND TEMPERATURE: | 26.9°C / 80°F | CONDITIONS: | Cloudy |
| WIND DIRECTION: | North | BAROMETRIC PRESSURE: | 1004.9 Mb |
| WIND SPEED: | 3.24 km/h / 2 mph | | |

Legend:
 (c) Captain



B3

MATCH RESULTS

单场比赛成绩 / RÉSULTAT DU MATCH

Fernandez Grasset/Larrea Peraz (CUB) vs Teru Saiki/Kusuhara (JPN)

2 0

| Teams | Sets | 1 | 2 | 3 | Total |
|--------------------------------------|------------------|-------|-------|---|-------|
| Fernandez Grasset/Larrea Peraz (CUB) | 2 | 21 | 21 | | 42 |
| Teru Saiki/Kusuhara (JPN) | 0 | 18 | 17 | | 35 |
| | Duration: | 22min | 19min | | 41min |

1st Referee: PERSONENI Jonas (SUI)

2nd Referee: LU Weiping (CHN)

TEAM AND ATHLETE PERFORMANCES

| Fernandez Dalixia | Larrea Tamara (c) | TOTAL | | TOTAL | Saiki Mika | Kusuhara Chiaki (c) |
|-------------------|-------------------|-------|-------------------------|-------|------------|---------------------|
| 23 | 18 | 41 | Service Attempts | 36 | 20 | 16 |
| 2 | 2 | 4 | Service Faults | 4 | 0 | 4 |
| 2 | 1 | 3 | Service Aces | 3 | 2 | 1 |
| 55 km/h | 57 km/h | | Fastest Serve | | 53 km/h | 75 km/h |
| 12 | 26 | 38 | Attack Attempts | 39 | 10 | 29 |
| 8 | 18 | 26 | Attack Successes | 26 | 6 | 20 |
| 0 | 2 | 2 | Block Successes | 0 | 0 | 0 |
| | | 11 | Opponent Errors | 6 | | |
| 0 | 0 | 0 | Dig Successes | 3 | 3 | 0 |

Number of Spectators: **6000**

WEATHER CONDITIONS

| | | | |
|-------------------|-------------------|----------------------|-----------|
| AIR TEMPERATURE: | 28.3°C / 83°F | HUMIDITY: | 75 % |
| SAND TEMPERATURE: | 26.7°C / 80°F | CONDITIONS: | Cloudy |
| WIND DIRECTION: | North North-East | BAROMETRIC PRESSURE: | 1002.4 Mb |
| WIND SPEED: | 4.32 km/h / 3 mph | | |

Legend:
(c) Captain



CHAORYANG PARK BV GROUND
 朝阳公园沙滩排球场
 TERRAIN DU PARC DE CHAOYANG

THU 星期四 JEU
 14 AUG 2008
 9:00

BEACH VOLLEYBALL
 沙滩排球 / VOLLEYBALL DE PLAGE

WOMEN
 女子项目 / FEMMES

PRELIMINARY PHASE - POOL B - MATCH 28
 预赛B组 - 第28场 / TOUR PRÉLIMINAIRE - GROUPE B - MATCH 28



B3

MATCH RESULTS

单场比赛成绩 / RÉSULTAT DU MATCH

Walsh/May-Treanor (USA) vs Nila/Ingrid (NOR)

2 0

| Teams | Sets | 1 | 2 | 3 | Total |
|-------------------------|------------------|-------|-------|---|-------|
| Walsh/May-Treanor (USA) | 2 | 21 | 21 | | 42 |
| Nila/Ingrid (NOR) | 0 | 12 | 15 | | 27 |
| | Duration: | 18min | 19min | | 37min |

1st Referee: HAGENER Marc (GER)
 2nd Referee: PERSONENI Jonas (SUI)

TEAM AND ATHLETE PERFORMANCES

| Walsh Kerri (c) | May-Treanor Misty | TOTAL | | TOTAL | Haakedal Nila (c) | Toerlen Ingrid |
|--------------------|----------------------|-------|-------------------------|-------|----------------------|-------------------|
| 17 | 24 | 41 | Service Attempts | 28 | 14 | 14 |
| 1 | 0 | 1 | Service Faults | 0 | 0 | 0 |
| 3 | 2 | 5 | Service Aces | 4 | 4 | 0 |
| 53 km/h | 49 km/h | | Fastest Serve | | 58 km/h | 51 km/h |
| 26 | 13 | 39 | Attack Attempts | 50 | 37 | 13 |
| 16 | 8 | 24 | Attack Successes | 21 | 16 | 5 |
| 7 | 0 | 7 | Block Successes | 0 | 0 | 0 |
| | | 6 | Opponent Errors | 2 | | |
| 1 | 3 | 4 | Dig Successes | 4 | 3 | 1 |

Number of Spectators: **6500**

| WEATHER CONDITIONS | | | |
|--------------------|------------------|----------------------|-----------|
| AIR TEMPERATURE: | 24.8°C / 77°F | HUMIDITY: | 91 % |
| SAND TEMPERATURE: | 26.1°C / 79°F | CONDITIONS: | Cloudy |
| WIND DIRECTION: | North North-West | BAROMETRIC PRESSURE: | 1001.8 Mb |
| WIND SPEED: | 3.6 km/h / 2 mph | | |

Legend:
 (c) Captain





B3

MATCH RESULTS

单场比赛成绩 / RÉSULTAT DU MATCH

Ana Paula/Larissa (BRA) vs Saka/Rtvelo (GEO)

2 1

| Teams | Sets | 1 | 2 | 3 | Total |
|-------------------------|------------------|-------|-------|------|-------|
| Ana Paula/Larissa (BRA) | 2 | 23 | 21 | 15 | 59 |
| Saka/Rtvelo (GEO) | 1 | 25 | 17 | 5 | 47 |
| | Duration: | 25min | 21min | 9min | 55min |

1st Referee: FUJII Takashi (JPN)
2nd Referee: FRIESEN Darryl (CAN)

TEAM AND ATHLETE PERFORMANCES

| Conelly Ana Paula (c) | Franca Larissa | TOTAL | | TOTAL | Santanna Cristine (c) | Chagas Andreza |
|--------------------------|-------------------|-------|------------------|-------|--------------------------|-------------------|
| 29 | 29 | 58 | Service Attempts | 48 | 22 | 26 |
| 3 | 3 | 6 | Service Faults | 10 | 5 | 5 |
| 2 | 1 | 3 | Service Aces | 2 | 1 | 1 |
| 78 km/h | 75 km/h | | Fastest Serve | | 71 km/h | 75 km/h |
| 42 | 25 | 67 | Attack Attempts | 71 | 30 | 41 |
| 18 | 14 | 32 | Attack Successes | 25 | 13 | 12 |
| 6 | 1 | 7 | Block Successes | 5 | 5 | 0 |
| | | 17 | Opponent Errors | 15 | | |
| 6 | 11 | 17 | Dig Successes | 6 | 0 | 6 |

Number of Spectators: **12000**

WEATHER CONDITIONS

| | | | |
|-------------------|-------------------|----------------------|----------|
| AIR TEMPERATURE: | 31.2°C / 88°F | HUMIDITY: | 59 % |
| SAND TEMPERATURE: | 31.6°C / 89°F | CONDITIONS: | Cloudy |
| WIND DIRECTION: | South | BAROMETRIC PRESSURE: | 999.1 Mb |
| WIND SPEED: | 8.64 km/h / 5 mph | | |

Legend:
(c) Captain



B3

MATCH RESULTS

单场比赛成绩 / RÉSULTAT DU MATCH

Barnett/Cook (AUS) vs Uryadova/Shiryaeva (RUS)

2 1

| Teams | Sets | 1 | 2 | 3 | Total |
|---------------------------|------------------|-------|-------|-------|-------|
| Barnett/Cook (AUS) | 2 | 21 | 19 | 15 | 55 |
| Uryadova/Shiryaeva (RUS) | 1 | 8 | 21 | 12 | 41 |
| | Duration: | 17min | 24min | 14min | 55min |

1st Referee: BERARD Marc (FRA)
 2nd Referee: HAGENER Marc (GER)

TEAM AND ATHLETE PERFORMANCES

| Cook Natalie (c) | Barnett Tamsin | TOTAL | | TOTAL | Shiryaeva Alexandra (c) | Uryadova Natalia |
|------------------|----------------|-------|-------------------------|-------|-------------------------|------------------|
| 26 | 28 | 54 | Service Attempts | 42 | 23 | 19 |
| 1 | 0 | 1 | Service Faults | 6 | 3 | 3 |
| 2 | 3 | 5 | Service Aces | 1 | 1 | 0 |
| 73 km/h | 57 km/h | | Fastest Serve | | 57 km/h | 53 km/h |
| 27 | 38 | 65 | Attack Attempts | 74 | 58 | 16 |
| 10 | 21 | 31 | Attack Successes | 29 | 23 | 6 |
| 1 | 8 | 9 | Block Successes | 4 | 2 | 2 |
| | 10 | | Opponent Errors | 7 | | |
| 16 | 5 | 21 | Dig Successes | 5 | 5 | 0 |

Number of Spectators: **12000**

WEATHER CONDITIONS

| | | | |
|-------------------|-------------------|----------------------|-----------|
| AIR TEMPERATURE: | 33.1°C / 92°F | HUMIDITY: | 74 % |
| SAND TEMPERATURE: | 29.3°C / 85°F | CONDITIONS: | Cloudy |
| WIND DIRECTION: | South | BAROMETRIC PRESSURE: | 1000.5 Mb |
| WIND SPEED: | 3.96 km/h / 2 mph | | |

Legend:
 (c) Captain



B3

MATCH RESULTS

单场比赛成绩 / RÉSULTAT DU MATCH

Ana Paula/Larissa (BRA) vs Uryadova/Shiryaeva (RUS)

2 1

| Teams | Sets | 1 | 2 | 3 | Total |
|--------------------------|------------------|-------|-------|-------|-------|
| Ana Paula/Larissa (BRA) | 2 | 19 | 21 | 15 | 55 |
| Uryadova/Shiryaeva (RUS) | 1 | 21 | 12 | 13 | 46 |
| | Duration: | 23min | 18min | 16min | 57min |

1st Referee: WANG Leijun (CHN)

2nd Referee: DAHLE Geir (NOR)

TEAM AND ATHLETE PERFORMANCES

| Conelly Ana Paula (c) | Franca Larissa | TOTAL | | TOTAL | Shiryaeva Alexandra (c) | Uryadova Natalia |
|--------------------------|-------------------|-------|-------------------------|-------|----------------------------|---------------------|
| 26 | 28 | 54 | Service Attempts | 47 | 22 | 25 |
| 0 | 4 | 4 | Service Faults | 8 | 5 | 3 |
| 2 | 1 | 3 | Service Aces | 2 | 1 | 1 |
| 78 km/h | 79 km/h | | Fastest Serve | | 60 km/h | 77 km/h |
| 45 | 17 | 62 | Attack Attempts | 66 | 43 | 23 |
| 25 | 8 | 33 | Attack Successes | 30 | 16 | 14 |
| 3 | 0 | 3 | Block Successes | 6 | 2 | 4 |
| | | 16 | Opponent Errors | 8 | | |
| 5 | 7 | 12 | Dig Successes | 13 | 9 | 4 |

Number of Spectators: **11000**

WEATHER CONDITIONS

| | | | |
|-------------------|-------------------|----------------------|-----------|
| AIR TEMPERATURE: | 25.7°C / 78°F | HUMIDITY: | 82 % |
| SAND TEMPERATURE: | 25.3°C / 78°F | CONDITIONS: | Cloudy |
| WIND DIRECTION: | East | BAROMETRIC PRESSURE: | 1003.3 Mb |
| WIND SPEED: | 3.04 km/h / 2 mph | | |

Legend:
(c) Captain



B3

MATCH RESULTS

单场比赛成绩 / RÉSULTAT DU MATCH

Barnett/Cook (AUS) vs Saka/Rtvelo (GEO)

2 0

| Teams | Sets | 1 | 2 | 3 | Total |
|--------------------|------------------|-------|-------|---|-------|
| Barnett/Cook (AUS) | 2 | 21 | 21 | | 42 |
| Saka/Rtvelo (GEO) | 0 | 18 | 12 | | 30 |
| | Duration: | 23min | 19min | | 42min |

1st Referee: LIU Hongyu (CHN)
2nd Referee: HAAS Andrea (AUT)

TEAM AND ATHLETE PERFORMANCES

| Cook Natalie (c) | Barnett Tamsin | TOTAL | | TOTAL | Santanna Cristine (c) | Chagas Andrezza |
|------------------|----------------|-------|------------------|-------|-----------------------|-----------------|
| 18 | 23 | 41 | Service Attempts | 31 | 15 | 16 |
| 1 | 2 | 3 | Service Faults | 2 | 1 | 1 |
| 1 | 3 | 4 | Service Aces | 0 | 0 | 0 |
| 58 km/h | 59 km/h | | Fastest Serve | | 54 km/h | 71 km/h |
| 27 | 31 | 58 | Attack Attempts | 61 | 27 | 34 |
| 13 | 15 | 28 | Attack Successes | 23 | 10 | 13 |
| 0 | 1 | 1 | Block Successes | 0 | 0 | 0 |
| | 9 | | Opponent Errors | 7 | | |
| 11 | 4 | 15 | Dig Successes | 20 | 6 | 14 |

Number of Spectators: **10300**

WEATHER CONDITIONS

| | | | |
|-------------------|-------------------|----------------------|-----------|
| AIR TEMPERATURE: | 26°C / 79°F | HUMIDITY: | 80 % |
| SAND TEMPERATURE: | 25.6°C / 78°F | CONDITIONS: | Cloudy |
| WIND DIRECTION: | East South-East | BAROMETRIC PRESSURE: | 1002.4 Mb |
| WIND SPEED: | 7.92 km/h / 5 mph | | |

Legend:
(c) Captain



B3

MATCH RESULTS

单场比赛成绩 / RÉSULTAT DU MATCH

Uryadova/Shiryaeva (RUS) vs Saka/Rtvelo (GEO)

1 2

| Teams | Sets | 1 | 2 | 3 | Total |
|--------------------------|------------------|-------|-------|-------|----------|
| Uryadova/Shiryaeva (RUS) | 1 | 21 | 20 | 12 | 53 |
| Saka/Rtvelo (GEO) | 2 | 10 | 22 | 15 | 47 |
| | Duration: | 17min | 24min | 20min | 1h 01min |

1st Referee: RAMIREZ Miguel Angel (MEX)

2nd Referee: FUJII Takashi (JPN)

TEAM AND ATHLETE PERFORMANCES

| Shiryaeva Alexandra (c) | Uryadova Natalia | TOTAL | | TOTAL | Santanna Cristine (c) | Chagas Andreza |
|----------------------------|---------------------|-------|-------------------------|-------|--------------------------|-------------------|
| 30 | 25 | 55 | Service Attempts | 45 | 20 | 25 |
| 3 | 1 | 4 | Service Faults | 3 | 1 | 2 |
| 6 | 2 | 8 | Service Aces | 1 | 1 | 0 |
| 72 km/h | 57 km/h | | Fastest Serve | | 55 km/h | 69 km/h |
| 57 | 24 | 81 | Attack Attempts | 80 | 52 | 28 |
| 23 | 12 | 35 | Attack Successes | 35 | 24 | 11 |
| 0 | 0 | 0 | Block Successes | 1 | 1 | 0 |
| | 10 | | Opponent Errors | 10 | | |
| 6 | 7 | 13 | Dig Successes | 24 | 7 | 17 |

Number of Spectators: **11000**

WEATHER CONDITIONS

| | | | |
|-------------------|-------------------|----------------------|-----------|
| AIR TEMPERATURE: | 26.8°C / 80°F | HUMIDITY: | 85 % |
| SAND TEMPERATURE: | 26.2°C / 79°F | CONDITIONS: | Cloudy |
| WIND DIRECTION: | East South-East | BAROMETRIC PRESSURE: | 1005.2 Mb |
| WIND SPEED: | 3.96 km/h / 2 mph | | |

Legend:
(c) Captain



CHAOYANG PARK BV GROUND
 朝阳公园沙滩排球场
 TERRAIN DU PARC DE CHAOYANG

WED 星期三 MER
 13 AUG 2008
 12:00

BEACH VOLLEYBALL
 沙滩排球 / VOLLEYBALL DE PLAGE

WOMEN
 女子项目 / FEMMES

PRELIMINARY PHASE - POOL C - MATCH 30
 预赛C组 - 第30场 / TOUR PRÉLIMINAIRE - GROUPE C - MATCH 30



B3

MATCH RESULTS

单场比赛成绩 / RÉSULTAT DU MATCH

Ana Paula/Larissa (BRA) vs Barnett/Cook (AUS)

0 2

| Teams | Sets | 1 | 2 | 3 | Total |
|-------------------------|------------------|-------|-------|---|-------|
| Ana Paula/Larissa (BRA) | 0 | 21 | 21 | | 42 |
| Barnett/Cook (AUS) | 2 | 23 | 23 | | 46 |
| | Duration: | 27min | 24min | | 51min |

1st Referee: FRIESEN Darryl (CAN)

2nd Referee: LU Weiping (CHN)

TEAM AND ATHLETE PERFORMANCES

| Conelly Ana Paula (c) | Franca Larissa | TOTAL | | TOTAL | Cook Natalie (c) | Barnett Tamsin |
|--------------------------|-------------------|-------|-------------------------|-------|---------------------|-------------------|
| 21 | 21 | 42 | Service Attempts | 46 | 25 | 21 |
| 1 | 7 | 8 | Service Faults | 5 | 0 | 5 |
| 0 | 1 | 1 | Service Aces | 2 | 1 | 1 |
| 77 km/h | 78 km/h | | Fastest Serve | | 54 km/h | 55 km/h |
| 41 | 18 | 59 | Attack Attempts | 51 | 39 | 12 |
| 20 | 8 | 28 | Attack Successes | 26 | 18 | 8 |
| 3 | 1 | 4 | Block Successes | 2 | 0 | 2 |
| | | 9 | Opponent Errors | 16 | | |
| 1 | 0 | 1 | Dig Successes | 6 | 5 | 1 |

Number of Spectators: **7500**

WEATHER CONDITIONS

| | | | |
|-------------------|-------------------|----------------------|-----------|
| AIR TEMPERATURE: | 28.4°C / 83°F | HUMIDITY: | 76 % |
| SAND TEMPERATURE: | 27.2°C / 81°F | CONDITIONS: | Cloudy |
| WIND DIRECTION: | South-East | BAROMETRIC PRESSURE: | 1004.9 Mb |
| WIND SPEED: | 4.68 km/h / 3 mph | | |

Legend:
 (c) Captain



B3

MATCH RESULTS

单场比赛成绩 / RÉSULTAT DU MATCH

Xue/Zhang Xi (CHN) vs Augoustides/Nel (RSA)

2 0

| Teams | Sets | 1 | 2 | 3 | Total |
|-----------------------|------------------|-------|-------|---|-------|
| Xue/Zhang Xi (CHN) | 2 | 21 | 21 | | 42 |
| Augoustides/Nel (RSA) | 0 | 13 | 9 | | 22 |
| | Duration: | 17min | 15min | | 32min |

1st Referee: SEARLE Damien (GBR)

2nd Referee: FUJII Takashi (JPN)

TEAM AND ATHLETE PERFORMANCES

| Xue Chen | Zhang Xi (c) | TOTAL | | TOTAL | Augoustides Judith (c) | Nel Vitalina |
|----------|--------------|-------|------------------|-------|------------------------|--------------|
| 15 | 25 | 40 | Service Attempts | 24 | 11 | 13 |
| 5 | 2 | 7 | Service Faults | 5 | 4 | 1 |
| 3 | 3 | 6 | Service Aces | 0 | 0 | 0 |
| 59 km/h | 67 km/h | | Fastest Serve | | 55 km/h | 61 km/h |
| 17 | 18 | 35 | Attack Attempts | 35 | 5 | 30 |
| 12 | 15 | 27 | Attack Successes | 14 | 2 | 12 |
| 3 | 0 | 3 | Block Successes | 0 | 0 | 0 |
| | | 6 | Opponent Errors | 8 | | |
| 1 | 5 | 6 | Dig Successes | 4 | 0 | 4 |

Number of Spectators: **9100**

WEATHER CONDITIONS

| | | | |
|-------------------|-------------------|----------------------|-----------|
| AIR TEMPERATURE: | 27°C / 81°F | HUMIDITY: | 83 % |
| SAND TEMPERATURE: | 26.3°C / 79°F | CONDITIONS: | Cloudy |
| WIND DIRECTION: | North | BAROMETRIC PRESSURE: | 1002.3 Mb |
| WIND SPEED: | 3.24 km/h / 2 mph | | |

Legend:
(c) Captain



B3

MATCH RESULTS

单场比赛成绩 / RÉSULTAT DU MATCH

Goller/Ludwig (GER) vs Koutroumanidou/Tsiartsiani (GRE)

2 0

| Teams | Sets | 1 | 2 | 3 | Total |
|----------------------------------|------------------|-------|-------|---|-------|
| Goller/Ludwig (GER) | 2 | 24 | 21 | | 45 |
| Koutroumanidou/Tsiartsiani (GRE) | 0 | 22 | 12 | | 34 |
| | Duration: | 25min | 14min | | 39min |

1st Referee: HAAS Andrea (AUT)

2nd Referee: BERARD Marc (FRA)

TEAM AND ATHLETE PERFORMANCES

| Ludwig Laura | Goller Sara (c) | TOTAL | | TOTAL | Koutroumanidou Efthalia (c) | Tsiartsiani Maria |
|-----------------|--------------------|-------|-------------------------|-------|--------------------------------|----------------------|
| 20 | 25 | 45 | Service Attempts | 34 | 19 | 15 |
| 2 | 5 | 7 | Service Faults | 9 | 1 | 8 |
| 1 | 6 | 7 | Service Aces | 1 | 1 | 0 |
| 59 km/h | 76 km/h | | Fastest Serve | | 45 km/h | 56 km/h |
| 18 | 25 | 43 | Attack Attempts | 43 | 31 | 12 |
| 8 | 11 | 19 | Attack Successes | 18 | 10 | 8 |
| 0 | 2 | 2 | Block Successes | 1 | 0 | 1 |
| | | 17 | Opponent Errors | 14 | | |
| 3 | 3 | 6 | Dig Successes | 3 | 2 | 1 |

Number of Spectators: **3850**

WEATHER CONDITIONS

| | | | |
|-------------------|-------------------|----------------------|------------|
| AIR TEMPERATURE: | 25.9°C / 79°F | HUMIDITY: | 78 % |
| SAND TEMPERATURE: | 27.2°C / 81°F | CONDITIONS: | Light Rain |
| WIND DIRECTION: | West South-West | BAROMETRIC PRESSURE: | 1001.5 Mb |
| WIND SPEED: | 2.88 km/h / 2 mph | | |

Legend:
(c) Captain



B3

MATCH RESULTS

单场比赛成绩 / RÉSULTAT DU MATCH

Xue/Zhang Xi (CHN) vs Koutroumanidou/Tsiartsiani (GRE)

2 1

| Teams | Sets | 1 | 2 | 3 | Total |
|----------------------------------|------------------|-------|-------|-------|-------|
| Xue/Zhang Xi (CHN) | 2 | 21 | 19 | 15 | 55 |
| Koutroumanidou/Tsiartsiani (GRE) | 1 | 18 | 21 | 12 | 51 |
| | Duration: | 22min | 22min | 13min | 57min |

1st Referee: VILLAS-BOAS Maria Amelia (BRA)

2nd Referee: HAAS Andrea (AUT)

TEAM AND ATHLETE PERFORMANCES

| Xue Chen | Zhang Xi (c) | TOTAL | | TOTAL | Koutroumanidou Eftalia (c) | Tsiartsiani Maria |
|----------|--------------|-------|-------------------------|-------|----------------------------|-------------------|
| 31 | 24 | 55 | Service Attempts | 51 | 26 | 25 |
| 4 | 4 | 8 | Service Faults | 11 | 2 | 9 |
| 6 | 3 | 9 | Service Aces | 2 | 0 | 2 |
| 62 km/h | 67 km/h | | Fastest Serve | | 60 km/h | 74 km/h |
| 30 | 21 | 51 | Attack Attempts | 48 | 33 | 15 |
| 14 | 14 | 28 | Attack Successes | 26 | 18 | 8 |
| 4 | 0 | 4 | Block Successes | 8 | 0 | 8 |
| | | 14 | Opponent Errors | 15 | | |
| 3 | 8 | 11 | Dig Successes | 6 | 4 | 2 |

Number of Spectators: **10800**

WEATHER CONDITIONS

| | | | |
|-------------------|-------------------|----------------------|-----------|
| AIR TEMPERATURE: | 23.7°C / 75°F | HUMIDITY: | 95 % |
| SAND TEMPERATURE: | 27.2°C / 81°F | CONDITIONS: | Rain |
| WIND DIRECTION: | North North-East | BAROMETRIC PRESSURE: | 1000.7 Mb |
| WIND SPEED: | 6.22 km/h / 4 mph | | |

Legend:
(c) Captain



B3

MATCH RESULTS

单场比赛成绩 / RÉSULTAT DU MATCH

Goller/Ludwig (GER) vs Augoustides/Nel (RSA)

2 0

| Teams | Sets | 1 | 2 | 3 | Total |
|-----------------------|------------------|-------|-------|---|-------|
| Goller/Ludwig (GER) | 2 | 21 | 21 | | 42 |
| Augoustides/Nel (RSA) | 0 | 12 | 14 | | 26 |
| | Duration: | 16min | 18min | | 34min |

1st Referee: FUJII Takashi (JPN)

2nd Referee: DAHLE Geir (NOR)

TEAM AND ATHLETE PERFORMANCES

| Ludwig Laura | Goller Sara (c) | TOTAL | | TOTAL | Augoustides Judith (c) | Nel Vitalina |
|-----------------|--------------------|-------|-------------------------|-------|---------------------------|-----------------|
| 21 | 20 | 41 | Service Attempts | 27 | 14 | 13 |
| 5 | 4 | 9 | Service Faults | 6 | 4 | 2 |
| 6 | 3 | 9 | Service Aces | 1 | 0 | 1 |
| 65 km/h | 81 km/h | | Fastest Serve | | 55 km/h | 53 km/h |
| 10 | 27 | 37 | Attack Attempts | 33 | 10 | 23 |
| 6 | 17 | 23 | Attack Successes | 10 | 2 | 8 |
| 0 | 2 | 2 | Block Successes | 1 | 0 | 1 |
| | 8 | | Opponent Errors | 14 | | |
| 3 | 6 | 9 | Dig Successes | 1 | 0 | 1 |

Number of Spectators: **9200**

WEATHER CONDITIONS

| | | | |
|-------------------|--------------------|----------------------|-----------|
| AIR TEMPERATURE: | 25.3°C / 78°F | HUMIDITY: | 83 % |
| SAND TEMPERATURE: | 27.3°C / 81°F | CONDITIONS: | Rain |
| WIND DIRECTION: | North North-West | BAROMETRIC PRESSURE: | 1000.4 Mb |
| WIND SPEED: | 13.32 km/h / 8 mph | | |

Legend:
(c) Captain



B3

MATCH RESULTS

单场比赛成绩 / RÉSULTAT DU MATCH

Koutroumanidou/Tsiartsiani (GRE) vs Augoustides/Nel (RSA)

2 0

| Teams | Sets | 1 | 2 | 3 | Total |
|----------------------------------|------------------|-------|-------|---|-------|
| Koutroumanidou/Tsiartsiani (GRE) | 2 | 21 | 21 | | 42 |
| Augoustides/Nel (RSA) | 0 | 12 | 8 | | 20 |
| | Duration: | 19min | 15min | | 34min |

1st Referee: RAMIREZ Miguel Angel (MEX)

2nd Referee: PERSONENI Jonas (SUI)

TEAM AND ATHLETE PERFORMANCES

| Koutroumanidou Eftalia (c) | Tsiartsiani Maria | TOTAL | | TOTAL | Augoustides Judith (c) | Nel Vitalina |
|----------------------------|-------------------|-------|-------------------------|-------|------------------------|--------------|
| 18 | 22 | 40 | Service Attempts | 22 | 10 | 12 |
| 0 | 0 | 0 | Service Faults | 1 | 1 | 0 |
| 1 | 2 | 3 | Service Aces | 1 | 0 | 1 |
| 49 km/h | 53 km/h | | Fastest Serve | | 57 km/h | 60 km/h |

| | | | | | | |
|----|----|----|-------------------------|----|----|----|
| 23 | 13 | 36 | Attack Attempts | 45 | 13 | 32 |
| 15 | 10 | 25 | Attack Successes | 15 | 7 | 8 |

| | | | | | | |
|---|---|---|------------------------|---|---|---|
| 1 | 8 | 9 | Block Successes | 1 | 0 | 1 |
|---|---|---|------------------------|---|---|---|

| | | |
|---|------------------------|---|
| 5 | Opponent Errors | 3 |
|---|------------------------|---|

| | | | | | | |
|---|---|---|----------------------|---|---|---|
| 4 | 1 | 5 | Dig Successes | 4 | 0 | 4 |
|---|---|---|----------------------|---|---|---|

Number of Spectators: **7800**

| WEATHER CONDITIONS | | | |
|--------------------|-------------------|----------------------|-----------|
| AIR TEMPERATURE: | 28.8°C / 84°F | HUMIDITY: | 83 % |
| SAND TEMPERATURE: | 26.2°C / 79°F | CONDITIONS: | Cloudy |
| WIND DIRECTION: | East | BAROMETRIC PRESSURE: | 1006.0 Mb |
| WIND SPEED: | 4.68 km/h / 3 mph | | |

Legend:
(c) Captain



CHAOYANG PARK BV GROUND
 朝阳公园沙滩排球场
 TERRAIN DU PARC DE CHAOYANG

TUE 星期二 MAR
 12 AUG 2008
 19:00

BEACH VOLLEYBALL
 沙滩排球 / VOLLEYBALL DE PLAGE

WOMEN
 女子项目 / FEMMES

PRELIMINARY PHASE - POOL D - MATCH 32
 预赛D组 - 第32场 / TOUR PRÉLIMINAIRE - GROUPE D - MATCH 32



B3

MATCH RESULTS

单场比赛成绩 / RÉSULTAT DU MATCH

Xue/Zhang Xi (CHN) vs Goller/Ludwig (GER)

2 0

| Teams | Sets | 1 | 2 | 3 | Total |
|---------------------|------------------|-------|-------|---|-------|
| Xue/Zhang Xi (CHN) | 2 | 21 | 21 | | 42 |
| Goller/Ludwig (GER) | 0 | 14 | 18 | | 32 |
| | Duration: | 19min | 22min | | 41min |

1st Referee: VILLAS-BOAS Maria Amelia (BRA)

2nd Referee: FRIESEN Darryl (CAN)

TEAM AND ATHLETE PERFORMANCES

| Xue Chen | Zhang Xi (c) | TOTAL | | TOTAL | Ludwig Laura | Goller Sara (c) |
|----------|--------------|-------|-------------------------|-------|--------------|-----------------|
| 23 | 17 | 40 | Service Attempts | 34 | 20 | 14 |
| 2 | 1 | 3 | Service Faults | 11 | 3 | 8 |
| 3 | 2 | 5 | Service Aces | 2 | 1 | 1 |
| 62 km/h | 70 km/h | | Fastest Serve | | 62 km/h | 78 km/h |

| | | | | | | |
|----|----|----|-------------------------|----|----|----|
| 21 | 11 | 32 | Attack Attempts | 42 | 11 | 31 |
| 10 | 8 | 18 | Attack Successes | 24 | 6 | 18 |

| | | | | | | |
|---|---|---|------------------------|---|---|---|
| 1 | 0 | 1 | Block Successes | 1 | 0 | 1 |
|---|---|---|------------------------|---|---|---|

| | | |
|----|------------------------|---|
| 18 | Opponent Errors | 5 |
|----|------------------------|---|

| | | | | | | |
|---|---|---|----------------------|---|---|---|
| 1 | 6 | 7 | Dig Successes | 3 | 1 | 2 |
|---|---|---|----------------------|---|---|---|

Number of Spectators: **11600**

| WEATHER CONDITIONS | | | |
|--------------------|-------------------|----------------------|-----------|
| AIR TEMPERATURE: | 28.3°C / 83°F | HUMIDITY: | 71 % |
| SAND TEMPERATURE: | 27.3°C / 81°F | CONDITIONS: | Cloudy |
| WIND DIRECTION: | South-East | BAROMETRIC PRESSURE: | 1003.6 Mb |
| WIND SPEED: | 7.56 km/h / 5 mph | | |

Legend:
 (c) Captain



CHAOYANG PARK BV GROUND
朝阳公园沙滩排球场
TERRAIN DU PARC DE CHAOYANG

SAT 星期六 SAM
9 AUG 2008
18:00

BEACH VOLLEYBALL
沙滩排球 / VOLLEYBALL DE PLAGE

WOMEN
女子项目 / FEMMES

PRELIMINARY PHASE - POOL E - MATCH 9
预赛E组 - 第9场 / TOUR PRÉLIMINAIRE - GROUPE E - MATCH 9



B3

MATCH RESULTS

单场比赛成绩 / RÉSULTAT DU MATCH

Branagh/Youngs (USA) vs Kadijk R./Mooren (NED)

2 0

| Teams | Sets | 1 | 2 | 3 | Total |
|------------------------|------------------|-------|-------|---|-------|
| Branagh/Youngs (USA) | 2 | 21 | 27 | | 48 |
| Kadijk R./Mooren (NED) | 0 | 19 | 25 | | 44 |
| | Duration: | 23min | 28min | | 51min |

1st Referee: PERSONENI Jonas (SUI)

2nd Referee: DAHLE Geir (NOR)

TEAM AND ATHLETE PERFORMANCES

| Branagh Nicole (c) | Youngs Elaine | TOTAL | | TOTAL | Mooren Merel (c) | Kadijk Rebekka |
|-----------------------|------------------|-------|-------------------------|-------|---------------------|-------------------|
| 23 | 24 | 47 | Service Attempts | 45 | 21 | 24 |
| 4 | 5 | 9 | Service Faults | 6 | 3 | 3 |
| 1 | 1 | 2 | Service Aces | 4 | 1 | 3 |
| 78 km/h | 74 km/h | | Fastest Serve | | 74 km/h | 75 km/h |

| | | | | | | |
|----|----|----|-------------------------|----|----|----|
| 30 | 18 | 48 | Attack Attempts | 51 | 19 | 32 |
| 13 | 10 | 23 | Attack Successes | 22 | 8 | 14 |

| | | | | | | |
|---|---|---|------------------------|---|---|---|
| 1 | 3 | 4 | Block Successes | 1 | 1 | 0 |
|---|---|---|------------------------|---|---|---|

| | | |
|----|------------------------|----|
| 19 | Opponent Errors | 17 |
|----|------------------------|----|

| | | | | | | |
|---|---|----|----------------------|----|---|---|
| 4 | 6 | 10 | Dig Successes | 12 | 3 | 9 |
|---|---|----|----------------------|----|---|---|

Number of Spectators: **12000**

| WEATHER CONDITIONS | | | |
|--------------------|--------------------|----------------------|----------|
| AIR TEMPERATURE: | 33.8°C / 93°F | HUMIDITY: | 52 % |
| SAND TEMPERATURE: | 33.3°C / 92°F | CONDITIONS: | Cloudy |
| WIND DIRECTION: | South South-West | BAROMETRIC PRESSURE: | 998.3 Mb |
| WIND SPEED: | 11.52 km/h / 7 mph | | |

Legend: (c) Captain



B3

MATCH RESULTS

单场比赛成绩 / RÉSULTAT DU MATCH

Pohl/Rau (GER) vs Esteves Ribalta/M. Crespo (CUB)

2 0

| Teams | Sets | 1 | 2 | 3 | Total |
|---------------------------------|------------------|-------|-------|---|-------|
| Pohl/Rau (GER) | 2 | 21 | 21 | | 42 |
| Esteves Ribalta/M. Crespo (CUB) | 0 | 17 | 19 | | 36 |
| | Duration: | 23min | 24min | | 47min |

1st Referee: VILLAS-BOAS Maria Amelia (BRA)

2nd Referee: LIU Hongyu (CHN)

TEAM AND ATHLETE PERFORMANCES

| Rau Okka | Pohl Stephanie (c) | TOTAL | | TOTAL | Crespo Milagros (c) | Estevez Imara |
|----------|--------------------|-------|------------------|-------|---------------------|---------------|
| 25 | 15 | 40 | Service Attempts | 38 | 17 | 21 |
| 1 | 0 | 1 | Service Faults | 2 | 1 | 1 |
| 2 | 0 | 2 | Service Aces | 0 | 0 | 0 |
| 71 km/h | 71 km/h | | Fastest Serve | | 67 km/h | 67 km/h |
| 43 | 20 | 63 | Attack Attempts | 63 | 28 | 35 |
| 25 | 7 | 32 | Attack Successes | 26 | 12 | 14 |
| 0 | 0 | 0 | Block Successes | 1 | 0 | 1 |
| | | 8 | Opponent Errors | 9 | | |
| 7 | 3 | 10 | Dig Successes | 7 | 7 | 0 |

Number of Spectators: **12000**

WEATHER CONDITIONS

| | | | |
|-------------------|--------------------|----------------------|----------|
| AIR TEMPERATURE: | 32.2°C / 90°F | HUMIDITY: | 57 % |
| SAND TEMPERATURE: | 32.0°C / 90°F | CONDITIONS: | Cloudy |
| WIND DIRECTION: | South | BAROMETRIC PRESSURE: | 998.2 Mb |
| WIND SPEED: | 10.44 km/h / 6 mph | | |

Legend:
(c) Captain



CHAOYANG PARK BV GROUND
 朝阳公园沙滩排球场
 TERRAIN DU PARC DE CHAOYANG

WED 星期三 MER
 13 AUG 2008
 22:00

BEACH VOLLEYBALL
 沙滩排球 / VOLLEYBALL DE PLAGE

WOMEN
 女子项目 / FEMMES

PRELIMINARY PHASE - POOL E - MATCH 21
 预赛E组 - 第21场 / TOUR PRÉLIMINAIRE - GROUPE E - MATCH 21



B3

MATCH RESULTS

单场比赛成绩 / RÉSULTAT DU MATCH

Branagh/Youngs (USA) vs Esteves Ribalta/M. Crespo (CUB)

2 1

| Teams | Sets | 1 | 2 | 3 | Total |
|---------------------------------|------------------|-------|-------|-------|-------|
| Branagh/Youngs (USA) | 2 | 21 | 13 | 15 | 49 |
| Esteves Ribalta/M. Crespo (CUB) | 1 | 19 | 21 | 12 | 52 |
| | Duration: | 23min | 20min | 14min | 57min |

1st Referee: VILLAS-BOAS Maria Amelia (BRA)

2nd Referee: HAAS Andrea (AUT)

TEAM AND ATHLETE PERFORMANCES

| Branagh Nicole (c) | Youngs Elaine | TOTAL | | TOTAL | Crespo Milagros (c) | Estevez Imara |
|--------------------|---------------|-------|------------------|-------|---------------------|---------------|
| 26 | 22 | 48 | Service Attempts | 53 | 24 | 29 |
| 5 | 5 | 10 | Service Faults | 0 | 0 | 0 |
| 1 | 1 | 2 | Service Aces | 2 | 1 | 1 |
| 79 km/h | 64 km/h | | Fastest Serve | | 55 km/h | 53 km/h |
| 25 | 51 | 76 | Attack Attempts | 60 | 33 | 27 |
| 14 | 25 | 39 | Attack Successes | 26 | 16 | 10 |
| 2 | 1 | 3 | Block Successes | 3 | 0 | 3 |
| | | 5 | Opponent Errors | 21 | | |
| 3 | 5 | 8 | Dig Successes | 13 | 13 | 0 |

Number of Spectators: **8200**

| WEATHER CONDITIONS | | | |
|--------------------|------------------|----------------------|-----------|
| AIR TEMPERATURE: | 26.6°C / 80°F | HUMIDITY: | 79 % |
| SAND TEMPERATURE: | 27.4°C / 81°F | CONDITIONS: | Cloudy |
| WIND DIRECTION: | West South-West | BAROMETRIC PRESSURE: | 1002.9 Mb |
| WIND SPEED: | 1.8 km/h / 1 mph | | |

Legend: (c) Captain



B3

MATCH RESULTS

单场比赛成绩 / RÉSULTAT DU MATCH

Pohl/Rau (GER) vs Kadijk R./Mooren (NED)

2 0

| Teams | Sets | 1 | 2 | 3 | Total |
|------------------------|------------------|-------|-------|---|-------|
| Pohl/Rau (GER) | 2 | 21 | 21 | | 42 |
| Kadijk R./Mooren (NED) | 0 | 19 | 18 | | 37 |
| | Duration: | 23min | 20min | | 43min |

1st Referee: WANG Leijun (CHN)

2nd Referee: BERARD Marc (FRA)

TEAM AND ATHLETE PERFORMANCES

| Rau Okka | Pohl Stephanie (c) | TOTAL | | TOTAL | Mooren Merel (c) | Kadijk Rebekka |
|----------|--------------------|-------|-------------------------|-------|------------------|----------------|
| 24 | 18 | 42 | Service Attempts | 37 | 19 | 18 |
| 0 | 0 | 0 | Service Faults | 5 | 3 | 2 |
| 1 | 0 | 1 | Service Aces | 2 | 1 | 1 |
| 56 km/h | 56 km/h | | Fastest Serve | | 65 km/h | 71 km/h |

| | | | | | | |
|----|----|----|-------------------------|----|----|----|
| 31 | 10 | 41 | Attack Attempts | 52 | 19 | 33 |
| 21 | 5 | 26 | Attack Successes | 30 | 10 | 20 |

| | | | | | | |
|---|---|---|------------------------|---|---|---|
| 1 | 4 | 5 | Block Successes | 1 | 1 | 0 |
|---|---|---|------------------------|---|---|---|

| | | |
|----|------------------------|---|
| 10 | Opponent Errors | 4 |
|----|------------------------|---|

| | | | | | | |
|---|---|---|----------------------|---|---|---|
| 4 | 3 | 7 | Dig Successes | 4 | 2 | 2 |
|---|---|---|----------------------|---|---|---|

Number of Spectators: **2800**

| WEATHER CONDITIONS | | | |
|--------------------|-------------------|----------------------|-----------|
| AIR TEMPERATURE: | 26.3°C / 79°F | HUMIDITY: | 81 % |
| SAND TEMPERATURE: | 27.3°C / 81°F | CONDITIONS: | Cloudy |
| WIND DIRECTION: | West South-West | BAROMETRIC PRESSURE: | 1002.7 Mb |
| WIND SPEED: | 2.16 km/h / 1 mph | | |

Legend: (c) Captain



B3

MATCH RESULTS

单场比赛成绩 / RÉSULTAT DU MATCH

Esteves Ribalta/M. Crespo (CUB) vs Kadijk R./Mooren (NED)

2 0

| Teams | Sets | 1 | 2 | 3 | Total |
|---------------------------------|------------------|-------|-------|---|-------|
| Esteves Ribalta/M. Crespo (CUB) | 2 | 21 | 21 | | 42 |
| Kadijk R./Mooren (NED) | 0 | 11 | 15 | | 26 |
| | Duration: | 17min | 17min | | 34min |

1st Referee: BERARD Marc (FRA)
2nd Referee: CASUTT Richard (NZL)

TEAM AND ATHLETE PERFORMANCES

| Crespo Milagros (c) | Estevez Imara | TOTAL | | TOTAL | Mooren Merel (c) | Kadijk Rebekka |
|------------------------|------------------|-------|-------------------------|-------|---------------------|-------------------|
| 17 | 24 | 41 | Service Attempts | 27 | 12 | 15 |
| 1 | 0 | 1 | Service Faults | 6 | 2 | 4 |
| 1 | 1 | 2 | Service Aces | 0 | 0 | 0 |
| 55 km/h | 49 km/h | | Fastest Serve | | 64 km/h | 51 km/h |
| 19 | 16 | 35 | Attack Attempts | 50 | 16 | 34 |
| 13 | 10 | 23 | Attack Successes | 24 | 12 | 12 |
| 0 | 5 | 5 | Block Successes | 0 | 0 | 0 |
| | 12 | | Opponent Errors | 2 | | |
| 10 | 2 | 12 | Dig Successes | 4 | 1 | 3 |

Number of Spectators: **5800**

WEATHER CONDITIONS

| | | | |
|-------------------|-------------------|----------------------|-----------|
| AIR TEMPERATURE: | 27.7°C / 82°F | HUMIDITY: | 92 % |
| SAND TEMPERATURE: | 25.1°C / 77°F | CONDITIONS: | Cloudy |
| WIND DIRECTION: | North | BAROMETRIC PRESSURE: | 1003.5 Mb |
| WIND SPEED: | 4.68 km/h / 3 mph | | |

Legend:
(c) Captain



CHAOYANG PARK BV GROUND
 朝阳公园沙滩排球场
 TERRAIN DU PARC DE CHAOYANG

MON 星期一 LUN
 11 AUG 2008
 18:00

BEACH VOLLEYBALL
 沙滩排球 / VOLLEYBALL DE PLAGE

WOMEN
 女子项目 / FEMMES

PRELIMINARY PHASE - POOL E - MATCH 34
 预赛E组 - 第34场 / TOUR PRÉLIMINAIRE - GROUPE E - MATCH 34



B3

MATCH RESULTS

单场比赛成绩 / RÉSULTAT DU MATCH

Branagh/Youngs (USA) vs Pohl/Rau (GER)

2 0

| Teams | Sets | 1 | 2 | 3 | Total |
|----------------------|------------------|-------|-------|---|-------|
| Branagh/Youngs (USA) | 2 | 21 | 21 | | 42 |
| Pohl/Rau (GER) | 0 | 17 | 16 | | 33 |
| | Duration: | 23min | 24min | | 47min |

1st Referee: DAHLE Geir (NOR)
 2nd Referee: FUJII Takashi (JPN)

TEAM AND ATHLETE PERFORMANCES

| Branagh Nicole (c) | Youngs Elaine | TOTAL | | TOTAL | Rau Okka | Pohl Stephanie (c) |
|-----------------------|------------------|-------|------------------|-------|-------------|-----------------------|
| 19 | 22 | 41 | Service Attempts | 34 | 19 | 15 |
| 3 | 4 | 7 | Service Faults | 2 | 2 | 0 |
| 3 | 1 | 4 | Service Aces | 1 | 1 | 0 |
| 72 km/h | 74 km/h | | Fastest Serve | | 52 km/h | 51 km/h |
| 28 | 25 | 53 | Attack Attempts | 46 | 30 | 16 |
| 13 | 14 | 27 | Attack Successes | 18 | 11 | 7 |
| 1 | 0 | 1 | Block Successes | 3 | 1 | 2 |
| | | 10 | Opponent Errors | 11 | | |
| 1 | 6 | 7 | Dig Successes | 2 | 1 | 1 |

Number of Spectators: **8200**

| WEATHER CONDITIONS | | | |
|--------------------|-------------------|----------------------|-----------|
| AIR TEMPERATURE: | 26.8°C / 80°F | HUMIDITY: | 75 % |
| SAND TEMPERATURE: | 26.5°C / 80°F | CONDITIONS: | Cloudy |
| WIND DIRECTION: | East South-East | BAROMETRIC PRESSURE: | 1002.1 Mb |
| WIND SPEED: | 6.22 km/h / 4 mph | | |

Legend: (c) Captain





B3

MATCH RESULTS

单场比赛成绩 / RÉSULTAT DU MATCH

Talita/Renata (BRA) vs Candelas/Garcia (MEX)

2 1

| Teams | Sets | 1 | 2 | 3 | Total |
|-----------------------|------------------|-------|-------|-------|-------|
| Talita/Renata (BRA) | 2 | 18 | 21 | 15 | 54 |
| Candelas/Garcia (MEX) | 1 | 21 | 16 | 8 | 45 |
| | Duration: | 20min | 18min | 11min | 49min |

1st Referee: PERSONENI Jonas (SUI)

2nd Referee: SEARLE Damien (GBR)

TEAM AND ATHLETE PERFORMANCES

| Ribeiro Renata (c) | Rocha Talita | TOTAL | | TOTAL | Garcia Mayra (c) | Candelas Bibiana |
|--------------------|--------------|-------|-------------------------|-------|------------------|------------------|
| 27 | 26 | 53 | Service Attempts | 46 | 21 | 25 |
| 4 | 2 | 6 | Service Faults | 4 | 1 | 3 |
| 1 | 1 | 2 | Service Aces | 3 | 0 | 3 |
| 72 km/h | 64 km/h | | Fastest Serve | | 53 km/h | 58 km/h |
| 15 | 45 | 60 | Attack Attempts | 59 | 37 | 22 |
| 8 | 31 | 39 | Attack Successes | 29 | 18 | 11 |
| 0 | 1 | 1 | Block Successes | 1 | 0 | 1 |
| | | 12 | Opponent Errors | 12 | | |
| 7 | 2 | 9 | Dig Successes | 0 | 0 | 0 |

Number of Spectators: **6190**

WEATHER CONDITIONS

| | | | |
|-------------------|-------------------|----------------------|-----------|
| AIR TEMPERATURE: | 26.7°C / 80°F | HUMIDITY: | 93 % |
| SAND TEMPERATURE: | 28.1°C / 83°F | CONDITIONS: | Rain |
| WIND DIRECTION: | South South-East | BAROMETRIC PRESSURE: | 1000.3 Mb |
| WIND SPEED: | 2.88 km/h / 2 mph | | |

Legend:
 (c) Captain



B3

MATCH RESULTS

单场比赛成绩 / RÉSULTAT DU MATCH

Karantasiou/Arvaniti (GRE) vs Schwaiger/Schwaiger (AUT)

0 2

| Teams | Sets | 1 | 2 | 3 | Total |
|----------------------------|------------------|-------|-------|---|-------|
| Karantasiou/Arvaniti (GRE) | 0 | 18 | 18 | | 36 |
| Schwaiger/Schwaiger (AUT) | 2 | 21 | 21 | | 42 |
| | Duration: | 23min | 24min | | 47min |

1st Referee: CASUTT Richard (NZL)

2nd Referee: HGENER Marc (GER)

TEAM AND ATHLETE PERFORMANCES

| Karantasiou Vasiliki (c) | Arvaniti Vasiliki | TOTAL | | TOTAL | Schwaiger Stefanie | Schwaiger Doris (c) |
|-----------------------------|----------------------|-------|-------------------------|-------|-----------------------|------------------------|
| 23 | 14 | 37 | Service Attempts | 41 | 22 | 19 |
| 0 | 3 | 3 | Service Faults | 5 | 1 | 4 |
| 1 | 0 | 1 | Service Aces | 5 | 2 | 3 |
| 54 km/h | 69 km/h | | Fastest Serve | | 57 km/h | 72 km/h |

| | | | | | | |
|----|----|----|-------------------------|----|----|----|
| 16 | 29 | 45 | Attack Attempts | 42 | 24 | 18 |
| 9 | 16 | 25 | Attack Successes | 26 | 13 | 13 |

| | | | | | | |
|---|---|---|------------------------|---|---|---|
| 0 | 1 | 1 | Block Successes | 6 | 6 | 0 |
|---|---|---|------------------------|---|---|---|

| | | |
|---|------------------------|---|
| 9 | Opponent Errors | 5 |
|---|------------------------|---|

| | | | | | | |
|----|---|----|----------------------|---|---|---|
| 10 | 4 | 14 | Dig Successes | 9 | 1 | 8 |
|----|---|----|----------------------|---|---|---|

Number of Spectators: **7800**

| WEATHER CONDITIONS | | | |
|--------------------|-------------------|----------------------|-----------|
| AIR TEMPERATURE: | 26.7°C / 80°F | HUMIDITY: | 93 % |
| SAND TEMPERATURE: | 28.1°C / 83°F | CONDITIONS: | Rain |
| WIND DIRECTION: | South South-East | BAROMETRIC PRESSURE: | 1000.3 Mb |
| WIND SPEED: | 2.88 km/h / 2 mph | | |

Legend: (c) Captain



B3

MATCH RESULTS

单场比赛成绩 / RÉSULTAT DU MATCH

Talita/Renata (BRA) vs Schwaiger/Schwaiger (AUT)

2 0

| Teams | Sets | 1 | 2 | 3 | Total |
|---------------------------|------------------|-------|-------|---|-------|
| Talita/Renata (BRA) | 2 | 21 | 21 | | 42 |
| Schwaiger/Schwaiger (AUT) | 0 | 18 | 19 | | 37 |
| | Duration: | 19min | 21min | | 40min |

1st Referee: WANG Leijun (CHN)

2nd Referee: LIU Hongyu (CHN)

TEAM AND ATHLETE PERFORMANCES

| Ribeiro Renata (c) | Rocha Talita | TOTAL | | TOTAL | Schwaiger Stefanie | Schwaiger Doris (c) |
|--------------------|--------------|-------|-------------------------|-------|--------------------|---------------------|
| 22 | 19 | 41 | Service Attempts | 38 | 17 | 21 |
| 5 | 2 | 7 | Service Faults | 3 | 1 | 2 |
| 3 | 0 | 3 | Service Aces | 5 | 2 | 3 |
| 75 km/h | 53 km/h | | Fastest Serve | | 70 km/h | 71 km/h |
| 22 | 24 | 46 | Attack Attempts | 43 | 26 | 17 |
| 10 | 17 | 27 | Attack Successes | 19 | 11 | 8 |
| 0 | 1 | 1 | Block Successes | 0 | 0 | 0 |
| | | 11 | Opponent Errors | 13 | | |
| 3 | 5 | 8 | Dig Successes | 2 | 1 | 1 |

Number of Spectators: **7600**

WEATHER CONDITIONS

| | | | |
|-------------------|-------------------|----------------------|---------|
| AIR TEMPERATURE: | 27.4°C / 81°F | HUMIDITY: | 75 % |
| SAND TEMPERATURE: | 26.7°C / 80°F | CONDITIONS: | Cloudy |
| WIND DIRECTION: | South-East | BAROMETRIC PRESSURE: | 1004 Mb |
| WIND SPEED: | 5.76 km/h / 4 mph | | |

Legend:
(c) Captain



B3

MATCH RESULTS

单场比赛成绩 / RÉSULTAT DU MATCH

Karantasiou/Arvaniti (GRE) vs Candelas/Garcia (MEX)

1 2

| Teams | Sets | 1 | 2 | 3 | Total |
|----------------------------|------------------|-------|-------|-------|-------|
| Karantasiou/Arvaniti (GRE) | 1 | 17 | 21 | 12 | 50 |
| Candelas/Garcia (MEX) | 2 | 21 | 16 | 15 | 52 |
| | Duration: | 20min | 22min | 11min | 53min |

1st Referee: PERSONENI Jonas (SUI)

2nd Referee: FUJII Takashi (JPN)

TEAM AND ATHLETE PERFORMANCES

| Karantasiou Vasiliki (c) | Arvaniti Vasiliki | TOTAL | | TOTAL | Garcia Mayra (c) | Candelas Bibiana |
|-----------------------------|----------------------|-------|-------------------------|-------|---------------------|---------------------|
| 26 | 24 | 50 | Service Attempts | 51 | 25 | 26 |
| 2 | 5 | 7 | Service Faults | 5 | 1 | 4 |
| 1 | 1 | 2 | Service Aces | 5 | 1 | 4 |
| 53 km/h | 70 km/h | | Fastest Serve | | 55 km/h | 56 km/h |
| 12 | 55 | 67 | Attack Attempts | 53 | 41 | 12 |
| 9 | 28 | 37 | Attack Successes | 26 | 17 | 9 |
| 2 | 0 | 2 | Block Successes | 6 | 0 | 6 |
| | 9 | | Opponent Errors | 15 | | |
| 0 | 3 | 3 | Dig Successes | 3 | 2 | 1 |

Number of Spectators: **3500**

WEATHER CONDITIONS

| | | | |
|-------------------|-------------------|----------------------|-----------|
| AIR TEMPERATURE: | 29.4°C / 85°F | HUMIDITY: | 69 % |
| SAND TEMPERATURE: | 28.8°C / 84°F | CONDITIONS: | Cloudy |
| WIND DIRECTION: | North | BAROMETRIC PRESSURE: | 1004.4 Mb |
| WIND SPEED: | 2.88 km/h / 2 mph | | |

Legend:
(c) Captain



B3

MATCH RESULTS

单场比赛成绩 / RÉSULTAT DU MATCH

Schwaiger/Schwaiger (AUT) vs Candelas/Garcia (MEX)

2 0

| Teams | Sets | 1 | 2 | 3 | Total |
|---------------------------|------------------|-------|-------|---|-------|
| Schwaiger/Schwaiger (AUT) | 2 | 21 | 21 | | 42 |
| Candelas/Garcia (MEX) | 0 | 17 | 10 | | 27 |
| | Duration: | 19min | 15min | | 34min |

1st Referee: WANG Leijun (CHN)
2nd Referee: CASUTT Richard (NZL)

TEAM AND ATHLETE PERFORMANCES

| Schwaiger Stefanie | Schwaiger Doris (c) | TOTAL | | TOTAL | Garcia Mayra (c) | Candelas Bibiana |
|--------------------|---------------------|-------|------------------|-------|------------------|------------------|
| 22 | 19 | 41 | Service Attempts | 28 | 12 | 16 |
| 4 | 4 | 8 | Service Faults | 5 | 2 | 3 |
| 4 | 4 | 8 | Service Aces | 3 | 0 | 3 |
| 59 km/h | 59 km/h | | Fastest Serve | | 52 km/h | 54 km/h |
| 17 | 18 | 35 | Attack Attempts | 34 | 28 | 6 |
| 12 | 10 | 22 | Attack Successes | 12 | 11 | 1 |
| 3 | 0 | 3 | Block Successes | 2 | 0 | 2 |
| | 9 | | Opponent Errors | 10 | | |
| 1 | 5 | 6 | Dig Successes | 0 | 0 | 0 |

Number of Spectators: **4500**

WEATHER CONDITIONS

| | | | |
|-------------------|-------------------|----------------------|-----------|
| AIR TEMPERATURE: | 28.5°C / 83°F | HUMIDITY: | 76 % |
| SAND TEMPERATURE: | 27.4°C / 81°F | CONDITIONS: | Cloudy |
| WIND DIRECTION: | East South-East | BAROMETRIC PRESSURE: | 1001.8 Mb |
| WIND SPEED: | 3.96 km/h / 2 mph | | |

Legend:
(c) Captain



B3

MATCH RESULTS

单场比赛成绩 / RÉSULTAT DU MATCH

Talita/Renata (BRA) vs Karantasiou/Arvaniti (GRE)

2 0

| Teams | Sets | 1 | 2 | 3 | Total |
|----------------------------|------------------|-------|-------|---|-------|
| Talita/Renata (BRA) | 2 | 22 | 21 | | 43 |
| Karantasiou/Arvaniti (GRE) | 0 | 20 | 19 | | 39 |
| | Duration: | 21min | 22min | | 43min |

1st Referee: FUJII Takashi (JPN)

2nd Referee: SAPP Glenn (USA)

TEAM AND ATHLETE PERFORMANCES

| Ribeiro Renata (c) | Rocha Talita | TOTAL | | TOTAL | Karantasiou Vasiliki (c) | Arvaniti Vasiliki |
|--------------------|--------------|-------|-------------------------|-------|--------------------------|-------------------|
| 21 | 21 | 42 | Service Attempts | 40 | 22 | 18 |
| 4 | 1 | 5 | Service Faults | 3 | 2 | 1 |
| 3 | 2 | 5 | Service Aces | 5 | 2 | 3 |
| 75 km/h | 64 km/h | | Fastest Serve | | 58 km/h | 75 km/h |
| 30 | 21 | 51 | Attack Attempts | 49 | 21 | 28 |
| 18 | 12 | 30 | Attack Successes | 24 | 10 | 14 |
| 0 | 3 | 3 | Block Successes | 0 | 0 | 0 |
| | | 5 | Opponent Errors | 10 | | |
| 6 | 5 | 11 | Dig Successes | 10 | 7 | 3 |

Number of Spectators: **7000**

WEATHER CONDITIONS

| | | | |
|-------------------|-------------------|----------------------|-----------|
| AIR TEMPERATURE: | 28.9°C / 84°F | HUMIDITY: | 75 % |
| SAND TEMPERATURE: | 27.3°C / 81°F | CONDITIONS: | Cloudy |
| WIND DIRECTION: | East | BAROMETRIC PRESSURE: | 1002.4 Mb |
| WIND SPEED: | 5.04 km/h / 3 mph | | |

Legend:
(c) Captain



B3

MATCH RESULTS

单场比赛成绩 / RÉSULTAT DU MATCH

van Breedam/Mouha (BEL) vs Saka/Rtvelo (GEO)

2 0

| Teams | Sets | 1 | 2 | 3 | Total |
|-------------------------|------------------|-------|-------|---|-------|
| van Breedam/Mouha (BEL) | 2 | 21 | 21 | | 42 |
| Saka/Rtvelo (GEO) | 0 | 13 | 19 | | 32 |
| | Duration: | 18min | 23min | | 41min |

1st Referee: WANG Leijun (CHN)

2nd Referee: LIU Hongyu (CHN)

TEAM AND ATHLETE PERFORMANCES

| van Breedam Liesbet (c) | Mouha Liesbeth | TOTAL | | TOTAL | Santanna Cristine (c) | Chagas Andreza |
|----------------------------|-------------------|-------|-------------------------|-------|--------------------------|-------------------|
| 22 | 19 | 41 | Service Attempts | 33 | 16 | 17 |
| 1 | 0 | 1 | Service Faults | 2 | 1 | 1 |
| 0 | 0 | 0 | Service Aces | 1 | 1 | 0 |
| 55 km/h | 52 km/h | | Fastest Serve | | 53 km/h | 73 km/h |

| | | | | | | |
|----|----|----|-------------------------|----|----|----|
| 42 | 20 | 62 | Attack Attempts | 65 | 44 | 21 |
| 21 | 11 | 32 | Attack Successes | 23 | 14 | 9 |

| | | | | | | |
|---|---|---|------------------------|---|---|---|
| 0 | 0 | 0 | Block Successes | 0 | 0 | 0 |
|---|---|---|------------------------|---|---|---|

| | | |
|----|------------------------|---|
| 10 | Opponent Errors | 8 |
|----|------------------------|---|

| | | | | | | |
|----|---|----|----------------------|---|---|---|
| 14 | 5 | 19 | Dig Successes | 7 | 3 | 4 |
|----|---|----|----------------------|---|---|---|

Number of Spectators: **120**

| WEATHER CONDITIONS | | | |
|--------------------|-------------------|----------------------|-----------|
| AIR TEMPERATURE: | 20.3°C / 69°F | HUMIDITY: | 97 % |
| SAND TEMPERATURE: | 23.5°C / 74°F | CONDITIONS: | Cloudy |
| WIND DIRECTION: | North | BAROMETRIC PRESSURE: | 1003.6 Mb |
| WIND SPEED: | 3.76 km/h / 2 mph | | |

Legend: (c) Captain



B3

MATCH RESULTS

单场比赛成绩 / RÉSULTAT DU MATCH

Nila/Ingrid (NOR) vs Candelas/Garcia (MEX)

2 1

| Teams | Sets | 1 | 2 | 3 | Total |
|-----------------------|------------------|-------|-------|-------|-------|
| Nila/Ingrid (NOR) | 2 | 20 | 21 | 15 | 56 |
| Candelas/Garcia (MEX) | 1 | 22 | 12 | 11 | 45 |
| | Duration: | 23min | 17min | 13min | 53min |

1st Referee: VILLAS-BOAS Maria Amelia (BRA)

2nd Referee: LU Weiping (CHN)

TEAM AND ATHLETE PERFORMANCES

| Haakedal Nila (c) | Toerlen Ingrid | TOTAL | | TOTAL | Garcia Mayra (c) | Candelas Bibiana |
|----------------------|-------------------|-------|-------------------------|-------|---------------------|---------------------|
| 24 | 31 | 55 | Service Attempts | 46 | 26 | 20 |
| 4 | 1 | 5 | Service Faults | 4 | 1 | 3 |
| 2 | 4 | 6 | Service Aces | 2 | 2 | 0 |
| 54 km/h | 52 km/h | | Fastest Serve | | 52 km/h | 55 km/h |
| 18 | 57 | 75 | Attack Attempts | 68 | 45 | 23 |
| 10 | 29 | 39 | Attack Successes | 28 | 18 | 10 |
| 3 | 1 | 4 | Block Successes | 4 | 0 | 4 |
| | | 7 | Opponent Errors | 11 | | |
| 8 | 8 | 16 | Dig Successes | 9 | 9 | 0 |

Number of Spectators: **3500**

WEATHER CONDITIONS

| | | | |
|-------------------|-------------------|----------------------|-----------|
| AIR TEMPERATURE: | 20.3°C / 69°F | HUMIDITY: | 97 % |
| SAND TEMPERATURE: | 23.5°C / 74°F | CONDITIONS: | Cloudy |
| WIND DIRECTION: | North | BAROMETRIC PRESSURE: | 1003.6 Mb |
| WIND SPEED: | 5.76 km/h / 4 mph | | |

Legend:
 (c) Captain



B6 TEAM RANKING BY SKILL As of 21 AUG 2008
参赛队技术排名 / CLASSEMENT DES ÉQUIPES PAR TECHNIQUE

Including Completed Matches of THU 21 AUG 2008

| SERVICE | | | | | |
|---------|--------------------------------|-----|---|----------|------|
| Rk | Team | NOC | M | Attempts | Aces |
| 1 | Xue/Zhang Xi | CHN | 7 | 317 | 38 |
| 2 | Goller/Ludwig | GER | 4 | 180 | 32 |
| 3 | Tian Jia/Wang | CHN | 7 | 331 | 31 |
| 4 | Schwaiger/Schwaiger | AUT | 5 | 195 | 27 |
| 5 | Nila/Ingrid | NOR | 5 | 193 | 17 |
| 6 | Talita/Renata | BRA | 7 | 293 | 17 |
| 7 | Branagh/Youngs | USA | 5 | 210 | 15 |
| 8 | Walsh/May-Treanor | USA | 7 | 291 | 15 |
| 9 | Candelas/Garcia | MEX | 4 | 171 | 13 |
| 10 | Barnett/Cook | AUS | 5 | 232 | 13 |
| 11 | Maaseide/Glesnes | NOR | 4 | 182 | 12 |
| 12 | van Breedam/Mouha | BEL | 5 | 209 | 12 |
| 13 | Ana Paula/Larissa | BRA | 5 | 229 | 12 |
| 14 | Uryadova/Shiryaeva | RUS | 3 | 144 | 11 |
| 15 | Karantasiou/Arvaniti | GRE | 3 | 127 | 8 |
| 16 | Fernandez Grasset/Larrea Peraz | CUB | 4 | 144 | 8 |
| 17 | Koutroumanidou/Tsiartsiani | GRE | 4 | 179 | 8 |
| 18 | Kadijk R./Mooren | NED | 3 | 109 | 6 |
| 19 | Pohl/Rau | GER | 4 | 149 | 6 |
| 20 | Teru Saiki/Kusuhara | JPN | 3 | 91 | 5 |
| 21 | Kuhn/Schwer | SUI | 3 | 96 | 5 |
| 22 | Esteves Ribalta/M. Crespo | CUB | 4 | 165 | 5 |
| 23 | Saka/Rtvelo | GEO | 4 | 157 | 4 |
| 24 | Augoustides/Nel | RSA | 3 | 73 | 2 |

| ATTACK | | | | | |
|--------|--------------------------------|-----|---|-----------|--|
| Rk | Team | NOC | M | Successes | |
| 1 | Talita/Renata | BRA | 7 | 198 | |
| 2 | Walsh/May-Treanor | USA | 7 | 194 | |
| 3 | Tian Jia/Wang | CHN | 7 | 190 | |
| 4 | Xue/Zhang Xi | CHN | 7 | 181 | |
| 5 | van Breedam/Mouha | BEL | 5 | 143 | |
| 5 | Ana Paula/Larissa | BRA | 5 | 143 | |
| 7 | Barnett/Cook | AUS | 5 | 142 | |
| 8 | Branagh/Youngs | USA | 5 | 135 | |
| 9 | Nila/Ingrid | NOR | 5 | 126 | |
| 10 | Maaseide/Glesnes | NOR | 4 | 118 | |
| 11 | Schwaiger/Schwaiger | AUT | 5 | 115 | |
| 12 | Saka/Rtvelo | GEO | 4 | 106 | |
| 13 | Koutroumanidou/Tsiartsiani | GRE | 4 | 102 | |
| 14 | Goller/Ludwig | GER | 4 | 98 | |
| 15 | Fernandez Grasset/Larrea Peraz | CUB | 4 | 97 | |
| 15 | Esteves Ribalta/M. Crespo | CUB | 4 | 97 | |
| 17 | Candelas/Garcia | MEX | 4 | 95 | |
| 18 | Uryadova/Shiryaeva | RUS | 3 | 94 | |
| 19 | Pohl/Rau | GER | 4 | 90 | |
| 20 | Karantasiou/Arvaniti | GRE | 3 | 86 | |
| 21 | Kadijk R./Mooren | NED | 3 | 76 | |
| 22 | Kuhn/Schwer | SUI | 3 | 65 | |
| 23 | Teru Saiki/Kusuhara | JPN | 3 | 60 | |
| 24 | Augoustides/Nel | RSA | 3 | 39 | |

| BLOCK | | | | |
|-------|--------------------------------|-----|---|-----------|
| Rk | Team | NOC | M | Successes |
| 1 | Walsh/May-Treanor | USA | 7 | 28 |
| 2 | Barnett/Cook | AUS | 5 | 24 |
| 3 | Xue/Zhang Xi | CHN | 7 | 23 |
| 4 | Koutroumanidou/Tsiartsiani | GRE | 4 | 21 |
| 5 | Tian Jia/Wang | CHN | 7 | 19 |
| 6 | Talita/Renata | BRA | 7 | 17 |
| 7 | Ana Paula/Larissa | BRA | 5 | 15 |
| 8 | Candelas/Garcia | MEX | 4 | 13 |
| 9 | Schwaiger/Schwaiger | AUT | 5 | 13 |
| 9 | van Breedam/Mouha | BEL | 5 | 13 |
| 11 | Branagh/Youngs | USA | 5 | 12 |
| 12 | Esteves Ribalta/M. Crespo | CUB | 4 | 11 |
| 12 | Pohl/Rau | GER | 4 | 11 |
| 14 | Uryadova/Shiryaeva | RUS | 3 | 10 |
| 15 | Nila/Ingrid | NOR | 5 | 9 |
| 16 | Maaseide/Glesnes | NOR | 4 | 7 |
| 17 | Fernandez Grasset/Larrea Peraz | CUB | 4 | 6 |
| 17 | Saka/Rtvelo | GEO | 4 | 6 |
| 19 | Goller/Ludwig | GER | 4 | 5 |
| 20 | Karantasiou/Arvaniti | GRE | 3 | 3 |
| 20 | Kuhn/Schwer | SUI | 3 | 3 |
| 22 | Kadijk R./Mooren | NED | 3 | 2 |
| 22 | Augoustides/Nel | RSA | 3 | 2 |
| 24 | Teru Saiki/Kusuhara | JPN | 3 | 1 |

| DIG | | | | |
|-----|--------------------------------|-----|---|-----------|
| Rk | Team | NOC | M | Successes |
| 1 | Tian Jia/Wang | CHN | 7 | 67 |
| 2 | Barnett/Cook | AUS | 5 | 64 |
| 3 | Ana Paula/Larissa | BRA | 5 | 59 |
| 4 | Saka/Rtvelo | GEO | 4 | 57 |
| 5 | Xue/Zhang Xi | CHN | 7 | 54 |
| 5 | Walsh/May-Treanor | USA | 7 | 54 |
| 7 | van Breedam/Mouha | BEL | 5 | 43 |
| 8 | Talita/Renata | BRA | 7 | 43 |
| 9 | Esteves Ribalta/M. Crespo | CUB | 4 | 39 |
| 10 | Branagh/Youngs | USA | 5 | 35 |
| 11 | Uryadova/Shiryaeva | RUS | 3 | 31 |
| 12 | Nila/Ingrid | NOR | 5 | 31 |
| 13 | Schwaiger/Schwaiger | AUT | 5 | 30 |
| 14 | Karantasiou/Arvaniti | GRE | 3 | 27 |
| 15 | Goller/Ludwig | GER | 4 | 27 |
| 16 | Pohl/Rau | GER | 4 | 22 |
| 17 | Maaseide/Glesnes | NOR | 4 | 21 |
| 18 | Kadijk R./Mooren | NED | 3 | 20 |
| 19 | Koutroumanidou/Tsiartsiani | GRE | 4 | 17 |
| 20 | Fernandez Grasset/Larrea Peraz | CUB | 4 | 13 |
| 21 | Candelas/Garcia | MEX | 4 | 12 |
| 22 | Teru Saiki/Kusuhara | JPN | 3 | 11 |
| 23 | Kuhn/Schwer | SUI | 3 | 10 |
| 24 | Augoustides/Nel | RSA | 3 | 9 |

Legend:
M Match Played

Rk Rank



B5 **PLAYER RANKING BY SKILL** As of 21 AUG 2008
参赛队员技术排名 / CLASSEMENT DES JOUEURS PAR TECHNIQUE

Including Completed Matches of THU 21 AUG 2008

| SERVICE | | | | | | |
|---------|------------------|-----|---|----------|------|----|
| Rk | Name | NOC | M | Attempts | Aces | FS |
| 1 | XUE C | CHN | 7 | 156 | 23 | 67 |
| 2 | GOLLER S | GER | 4 | 89 | 20 | 82 |
| 3 | WANG J | CHN | 7 | 155 | 19 | 65 |
| 4 | SCHWAIGER D | AUT | 5 | 100 | 15 | 72 |
| 4 | ZHANG X | CHN | 7 | 161 | 15 | 75 |
| 6 | LUDWIG L | GER | 4 | 91 | 12 | 65 |
| 6 | SCHWAIGER S | AUT | 5 | 95 | 12 | 77 |
| 6 | RIBEIRO R | BRA | 7 | 152 | 12 | 75 |
| 6 | TIAN J | CHN | 7 | 176 | 12 | 77 |
| 10 | CANDELAS B | MEX | 4 | 87 | 10 | 58 |
| 11 | TOERLEN I | NOR | 5 | 106 | 9 | 58 |
| 11 | WALSH K | USA | 7 | 137 | 9 | 72 |
| 13 | SHIRYAEVA A | RUS | 3 | 75 | 8 | 72 |
| 13 | HAAKEDAL N | NOR | 5 | 87 | 8 | 58 |
| 13 | YOUNGS E | USA | 5 | 103 | 8 | 74 |
| 13 | BARNETT T | AUS | 5 | 115 | 8 | 59 |
| 13 | FRANCA L | BRA | 5 | 117 | 8 | 79 |
| 18 | GLESNES S | NOR | 4 | 96 | 7 | 57 |
| 18 | BRANAGH N | USA | 5 | 107 | 7 | 79 |
| 20 | FERNANDEZ D | CUB | 4 | 80 | 6 | 55 |
| 20 | MOUHA L | BEL | 5 | 99 | 6 | 67 |
| 20 | van BREEDAM L | BEL | 5 | 110 | 6 | 61 |
| 20 | MAY-TREANOR M | USA | 7 | 154 | 6 | 79 |
| 24 | RAU O | GER | 4 | 86 | 5 | 71 |
| 24 | MAASEIDE K | NOR | 4 | 86 | 5 | 61 |
| 24 | TSIARTSIANI M | GRE | 4 | 89 | 5 | 74 |
| 24 | COOK N | AUS | 5 | 117 | 5 | 73 |
| 24 | ROCHA T | BRA | 7 | 141 | 5 | 64 |
| 29 | ARVANITI V | GRE | 3 | 56 | 4 | 75 |
| 29 | KADIJK R | NED | 3 | 57 | 4 | 75 |
| 29 | KARANTASIOU V | GRE | 3 | 71 | 4 | 58 |
| 29 | CONELLY AP | BRA | 5 | 112 | 4 | 80 |
| 33 | SAIKI M | JPN | 3 | 49 | 3 | 59 |
| 33 | SCHWER L | SUI | 3 | 53 | 3 | 74 |
| 33 | URYADOVA N | RUS | 3 | 69 | 3 | 77 |
| 33 | SANTANNA C | GEO | 4 | 73 | 3 | 71 |
| 33 | GARCIA M | MEX | 4 | 84 | 3 | 55 |
| 33 | ESTEVEZ I | CUB | 4 | 90 | 3 | 67 |
| 33 | KOUTROUMANIDOU E | GRE | 4 | 90 | 3 | 60 |
| 40 | NEL V | RSA | 3 | 38 | 2 | 61 |
| 40 | KUSUHARA C | JPN | 3 | 42 | 2 | 75 |
| 40 | KUHN S | SUI | 3 | 43 | 2 | 71 |
| 40 | MOOREN M | NED | 3 | 52 | 2 | 74 |
| 40 | LARREA T | CUB | 4 | 64 | 2 | 62 |
| 40 | CRESPO M | CUB | 4 | 75 | 2 | 67 |
| 46 | POHL S | GER | 4 | 63 | 1 | 71 |
| 46 | CHAGAS A | GEO | 4 | 84 | 1 | 75 |
| NR | AUGOUSTIDES J | RSA | 3 | 35 | 0 | 57 |

| ATTACK | | | | |
|--------|------------------|-----|---|-----------|
| Rk | Name | NOC | M | Successes |
| 1 | WANG J | CHN | 7 | 128 |
| 2 | ROCHA T | BRA | 7 | 120 |
| 3 | MAY-TREANOR M | USA | 7 | 107 |
| 4 | ZHANG X | CHN | 7 | 95 |
| 5 | WALSH K | USA | 7 | 87 |
| 6 | XUE C | CHN | 7 | 86 |
| 7 | CONELLY AP | BRA | 5 | 85 |
| 8 | COOK N | AUS | 5 | 79 |
| 8 | van BREEDAM L | BEL | 5 | 79 |
| 10 | RIBEIRO R | BRA | 7 | 78 |
| 11 | YOUNGS E | USA | 5 | 74 |
| 12 | GLESNES S | NOR | 4 | 72 |
| 12 | TOERLEN I | NOR | 5 | 72 |
| 14 | RAU O | GER | 4 | 64 |
| 14 | GARCIA M | MEX | 4 | 64 |
| 14 | MOUHA L | BEL | 5 | 64 |
| 17 | LARREA T | CUB | 4 | 63 |
| 17 | BARNETT T | AUS | 5 | 63 |
| 19 | SHIRYAEVA A | RUS | 3 | 62 |
| 19 | SCHWAIGER S | AUT | 5 | 62 |
| 19 | TIAN J | CHN | 7 | 62 |
| 22 | SANTANNA C | GEO | 4 | 61 |
| 22 | GOLLER S | GER | 4 | 61 |
| 22 | BRANAGH N | USA | 5 | 61 |
| 25 | ARVANITI V | GRE | 3 | 58 |
| 25 | FRANCA L | BRA | 5 | 58 |
| 27 | KOUTROUMANIDOU E | GRE | 4 | 57 |
| 28 | HAAKEDAL N | NOR | 5 | 54 |
| 29 | SCHWAIGER D | AUT | 5 | 53 |
| 30 | CRESPO M | CUB | 4 | 49 |
| 31 | ESTEVEZ I | CUB | 4 | 48 |
| 32 | KUSUHARA C | JPN | 3 | 47 |
| 33 | KADIJK R | NED | 3 | 46 |
| 33 | MAASEIDE K | NOR | 4 | 46 |
| 35 | CHAGAS A | GEO | 4 | 45 |
| 35 | TSIARTSIANI M | GRE | 4 | 45 |
| 37 | SCHWER L | SUI | 3 | 38 |
| 38 | LUDWIG L | GER | 4 | 37 |
| 39 | FERNANDEZ D | CUB | 4 | 34 |
| 40 | URYADOVA N | RUS | 3 | 32 |
| 41 | CANDELAS B | MEX | 4 | 31 |
| 42 | MOOREN M | NED | 3 | 30 |
| 43 | KARANTASIOU V | GRE | 3 | 28 |
| 43 | NEL V | RSA | 3 | 28 |
| 45 | KUHN S | SUI | 3 | 27 |
| 46 | POHL S | GER | 4 | 26 |
| 47 | SAIKI M | JPN | 3 | 13 |
| 48 | AUGOUSTIDES J | RSA | 3 | 11 |



B5 **PLAYER RANKING BY SKILL** As of 21 AUG 2008
参赛选手技术排名 / CLASSEMENT DES JOUEURS PAR TECHNIQUE

| BLOCK | | | | |
|-------|------------------|-----|---|-----------|
| Rk | Name | NOC | M | Successes |
| 1 | WALSH K | USA | 7 | 27 |
| 2 | XUE C | CHN | 7 | 23 |
| 3 | BARNETT T | AUS | 5 | 22 |
| 4 | TSIARTSIANI M | GRE | 4 | 20 |
| 5 | ROCHA T | BRA | 7 | 17 |
| 5 | WANG J | CHN | 7 | 17 |
| 7 | CANDELAS B | MEX | 4 | 13 |
| 7 | SCHWAIGER S | AUT | 5 | 13 |
| 7 | MOUHA L | BEL | 5 | 13 |
| 7 | CONELLY AP | BRA | 5 | 13 |
| 11 | ESTEVEZ I | CUB | 4 | 11 |
| 12 | POHL S | GER | 4 | 9 |
| 13 | YOUNGS E | USA | 5 | 8 |
| 14 | URYADOVA N | RUS | 3 | 6 |
| 14 | SANTANNA C | GEO | 4 | 6 |
| 14 | GLESNES S | NOR | 4 | 6 |
| 14 | HAAKEDAL N | NOR | 5 | 6 |
| 18 | LARREA T | CUB | 4 | 5 |
| 18 | GOLLER S | GER | 4 | 5 |
| 20 | SHIRYAEVA A | RUS | 3 | 4 |
| 20 | BRANAGH N | USA | 5 | 4 |
| 22 | TOERLEN I | NOR | 5 | 3 |
| 23 | KARANTASIOU V | GRE | 3 | 2 |
| 23 | MOOREN M | NED | 3 | 2 |
| 23 | NEL V | RSA | 3 | 2 |
| 23 | KUHN S | SUI | 3 | 2 |
| 23 | RAU O | GER | 4 | 2 |
| 23 | COOK N | AUS | 5 | 2 |
| 23 | FRANCA L | BRA | 5 | 2 |
| 23 | TIAN J | CHN | 7 | 2 |
| 31 | ARVANITI V | GRE | 3 | 1 |
| 31 | KUSUHARA C | JPN | 3 | 1 |
| 31 | SCHWER L | SUI | 3 | 1 |
| 31 | FERNANDEZ D | CUB | 4 | 1 |
| 31 | KOUTROUMANIDOU E | GRE | 4 | 1 |
| 31 | MAASEIDE K | NOR | 4 | 1 |
| 31 | MAY-TREANOR M | USA | 7 | 1 |
| NR | SAIKI M | JPN | 3 | 0 |
| NR | KADIJK R | NED | 3 | 0 |
| NR | AUGOUSTIDES J | RSA | 3 | 0 |
| NR | CRESPO M | CUB | 4 | 0 |
| NR | CHAGAS A | GEO | 4 | 0 |
| NR | LUDWIG L | GER | 4 | 0 |
| NR | GARCIA M | MEX | 4 | 0 |
| NR | SCHWAIGER D | AUT | 5 | 0 |
| NR | van BREEDAM L | BEL | 5 | 0 |
| NR | RIBEIRO R | BRA | 7 | 0 |
| NR | ZHANG X | CHN | 7 | 0 |

| DIG | | | | |
|-----|------------------|-----|---|-----------|
| Rk | Name | NOC | M | Successes |
| 1 | COOK N | AUS | 5 | 52 |
| 2 | TIAN J | CHN | 7 | 46 |
| 3 | ZHANG X | CHN | 7 | 43 |
| 3 | MAY-TREANOR M | USA | 7 | 43 |
| 5 | FRANCA L | BRA | 5 | 42 |
| 6 | CHAGAS A | GEO | 4 | 41 |
| 7 | CRESPO M | CUB | 4 | 36 |
| 8 | van BREEDAM L | BEL | 5 | 34 |
| 9 | RIBEIRO R | BRA | 7 | 29 |
| 10 | SCHWAIGER D | AUT | 5 | 24 |
| 11 | WANG J | CHN | 7 | 21 |
| 12 | SHIRYAEVA A | RUS | 3 | 20 |
| 13 | YOUNGS E | USA | 5 | 19 |
| 14 | KARANTASIOU V | GRE | 3 | 17 |
| 14 | MAASEIDE K | NOR | 4 | 17 |
| 14 | CONELLY AP | BRA | 5 | 17 |
| 17 | SANTANNA C | GEO | 4 | 16 |
| 17 | TOERLEN I | NOR | 5 | 16 |
| 17 | BRANAGH N | USA | 5 | 16 |
| 20 | HAAKEDAL N | NOR | 5 | 15 |
| 21 | KADIJK R | NED | 3 | 14 |
| 21 | GOLLER S | GER | 4 | 14 |
| 21 | RAU O | GER | 4 | 14 |
| 21 | ROCHA T | BRA | 7 | 14 |
| 25 | LUDWIG L | GER | 4 | 13 |
| 26 | FERNANDEZ D | CUB | 4 | 12 |
| 26 | BARNETT T | AUS | 5 | 12 |
| 28 | URYADOVA N | RUS | 3 | 11 |
| 28 | KOUTROUMANIDOU E | GRE | 4 | 11 |
| 28 | GARCIA M | MEX | 4 | 11 |
| 28 | XUE C | CHN | 7 | 11 |
| 28 | WALSH K | USA | 7 | 11 |
| 33 | ARVANITI V | GRE | 3 | 10 |
| 34 | SAIKI M | JPN | 3 | 9 |
| 34 | NEL V | RSA | 3 | 9 |
| 34 | MOUHA L | BEL | 5 | 9 |
| 37 | POHL S | GER | 4 | 8 |
| 38 | KUHN S | SUI | 3 | 7 |
| 39 | MOOREN M | NED | 3 | 6 |
| 39 | TSIARTSIANI M | GRE | 4 | 6 |
| 39 | SCHWAIGER S | AUT | 5 | 6 |
| 42 | GLESNES S | NOR | 4 | 4 |
| 43 | SCHWER L | SUI | 3 | 3 |
| 43 | ESTEVEZ I | CUB | 4 | 3 |
| 45 | KUSUHARA C | JPN | 3 | 2 |
| 46 | LARREA T | CUB | 4 | 1 |
| 46 | CANDELAS B | MEX | 4 | 1 |
| NR | AUGOUSTIDES J | RSA | 3 | 0 |

| | | | | |
|----------------|--------------------------------|-----------------------|-------------------|----------------|
| Legend: | FS Fastest Serve (km/h) | M Match Played | NR No Rank | Rk Rank |
|----------------|--------------------------------|-----------------------|-------------------|----------------|



MEDALLISTS

奖牌榜 / MÉDAILLÉS

| Medal | Name | NOC |
|--------|---|---------------------|
| GOLD | Rogers/Dalhausser DALHAUSSER Philip ROGERS Todd (c) | USA - United States |
| SILVER | Marcio Araujo/Fabio Luiz ARAUJO Marcio (c) MAGALHAES Fabio | BRA - Brazil |
| BRONZE | Ricardo/Emanuel SANTOS Ricardo (c) REGO Emanuel | BRA - Brazil |



B4 **TOURNAMENT RANKING** As of 22 AUG 2008
 比赛排名 / CLASSEMENT DE LA COMPÉTITION

| Rank | Team | NOC Code | Medal |
|------|--------------------------|----------|--------|
| 1 | Rogers/Dalhausser | USA | Gold |
| 2 | Marcio Araujo/Fabio Luiz | BRA | Silver |
| 3 | Ricardo/Emanuel | BRA | Bronze |
| 4 | Geor/Gia | GEO | |
| 5 | Klempere/Koreng | GER | |
| 5 | Nummerdor/Schuil | NED | |
| 5 | Gibb/Rosenthal | USA | |
| 5 | Gosch/Horst | AUT | |
| 9 | Xu/Wu | CHN | |
| 9 | Laciga M./Schnider | SUI | |
| 9 | Schacht/Slack | AUS | |
| 9 | Doppler/Gartmayer | AUT | |
| 9 | Barsuk/Kolodinskiy | RUS | |
| 9 | Herrera/Mesa | ESP | |
| 9 | Asahi/Shiratori | JPN | |
| 9 | Samoilovs/Plavins | LAT | |
| 17 | Heyer/Heuscher | SUI | |
| 17 | Boersma E./Rennes | NED | |
| 19 | Kais Kr./Vesik | EST | |
| 19 | Conde/Baracetti | ARG | |
| 19 | Fernandes/Morais | ANG | |
| 19 | Lione/Amore | ITA | |
| 19 | Kjemperud/Skarlund | NOR | |
| 19 | Brink/Dieckmann Ch. | GER | |



B4 **DRAW - FINAL PHASE** As of 22 AUG 2008
抽签 - 决赛阶段 / TIRAGE AU SORT - PHASE FINALE

| Round of 16 | Quarterfinal | Semifinal | Gold Medal |
|--------------------------------|--|--|---|
| Xu/Wu (CHN) | | | |
| Match 39 16 AUG 10:00 | Klemperer/Koreng 21:15, 21:18 | | |
| Klemperer/Koreng (GER) | Match 47 18 AUG 10:00 | Rogers/Dalhausser 21:13, 25:23 | |
| Laciga M./Schnider (SUI) | 21:16, 21:23, 15:13 | | |
| Match 40 16 AUG 9:00 | Rogers/Dalhausser | | |
| Rogers/Dalhausser (USA) | | Match 51 20 AUG 9:00 | Rogers/Dalhausser 21:11, 21:13 |
| Nummerdor/Schuil (NED) | Match 41 16 AUG 12:00 | | |
| Match 41 16 AUG 12:00 | Nummerdor/Schuil 21:16, 21:14 | | |
| Schacht/Slack (AUS) | Match 48 18 AUG 11:00 | 21:19, 21:19 | |
| Geor/Gia (GEO) | 19:21, 21:16, 15:13 | Geor/Gia | |
| Match 42 16 AUG 11:00 | Geor/Gia | | |
| Doppler/Gartmayer (AUT) | | | Match 54 Gold Medal Match 22 AUG 11:00 |
| Ricardo/Emanuel (BRA) | Match 43 16 AUG 21:00 | | Rogers/Dalhausser Gold Medal |
| Match 43 16 AUG 21:00 | Ricardo/Emanuel 18:21, 25:23, 15:12 | | 23:21, 17:21, 15:4 |
| Barsuk/Kolodinskiy (RUS) | Match 49 18 AUG 21:00 | Ricardo/Emanuel 21:18, 21:16 | Marcio Araujo/Fabio Luiz Silver Medal |
| Herrera/Mesa (ESP) | Match 44 16 AUG 20:00 | | |
| Match 44 16 AUG 20:00 | 26:24, 21:17 | | |
| Gibb/Rosenthal (USA) | Gibb/Rosenthal | | |
| Asahi/Shiratori (JPN) | | Match 52 20 AUG 10:00 | 22:20, 21:18 Marcio Araujo/Fabio Luiz |
| Match 45 16 AUG 18:00 | Marcio Araujo/Fabio Luiz 23:21, 21:15 | | |
| Marcio Araujo/Fabio Luiz (BRA) | Match 50 18 AUG 20:00 | 22:20, 21:17 | |
| Gosch/Horst (AUT) | 21:17, 21:18 | Marcio Araujo/Fabio Luiz | |
| Match 46 16 AUG 19:00 | Gosch/Horst | | |
| Samoilovs/Plavins (LAT) | | | Match 53 Bronze Medal Match 22 AUG 9:00 |
| | | | Ricardo/Emanuel Bronze Medal |
| | | | 21:15, 21:10 |
| | | Geor/Gia | |
| | | | Ricardo/Emanuel |



B3

MATCH RESULTS

单场比赛成绩 / RÉSULTAT DU MATCH

Rogers/Dalhausser (USA) vs Marcio Araujo/Fabio Luiz (BRA)

2 1

| Teams | Sets | 1 | 2 | 3 | Total |
|--------------------------------|------------------|-------|-------|-------|----------|
| Rogers/Dalhausser (USA) | 2 | 23 | 17 | 15 | 55 |
| Marcio Araujo/Fabio Luiz (BRA) | 1 | 21 | 21 | 4 | 46 |
| | Duration: | 28min | 26min | 13min | 1h 07min |

1st Referee: CESARE Stefano (ITA)

2nd Referee: WANG Leijun (CHN)

TEAM AND ATHLETE PERFORMANCES

| Dalhausser Philip | Rogers Todd (c) | TOTAL | | TOTAL | Araujo Marcio (c) | Magalhaes Fabio |
|-------------------|-----------------|-------|-------------------------|-------|-------------------|-----------------|
| 28 | 26 | 54 | Service Attempts | 47 | 24 | 23 |
| 4 | 1 | 5 | Service Faults | 4 | 3 | 1 |
| 1 | 0 | 1 | Service Aces | 2 | 2 | 0 |
| 94 km/h | 47 km/h | | Fastest Serve | | 81 km/h | 48 km/h |
| 14 | 43 | 57 | Attack Attempts | 63 | 18 | 45 |
| 5 | 24 | 29 | Attack Successes | 30 | 10 | 20 |
| 9 | 0 | 9 | Block Successes | 4 | 0 | 4 |
| | | 16 | Opponent Errors | 10 | | |
| 4 | 4 | 8 | Dig Successes | 3 | 3 | 0 |

Number of Spectators: **12000**

WEATHER CONDITIONS

| | | | |
|-------------------|-------------------|----------------------|----------|
| AIR TEMPERATURE: | 24.9°C / 77°F | HUMIDITY: | 73 % |
| SAND TEMPERATURE: | 24.3°C / 76°F | CONDITIONS: | Sunny |
| WIND DIRECTION: | North North-West | BAROMETRIC PRESSURE: | 997.5 Mb |
| WIND SPEED: | 5.76 km/h / 4 mph | | |

Legend:
(c) Captain



CHAOYANG PARK BV GROUND
 朝阳公园沙滩排球馆
 TERRAIN DU PARC DE CHAOYANG

FRI 星期五 VEN
 22 AUG 2008
 9:00

BEACH VOLLEYBALL
 沙滩排球 / VOLLEYBALL DE PLAGE

MEN
 男子项目 / HOMMES

BRONZE MEDAL MATCH - MATCH 53
 3-4名决赛 - 第53场 / MATCH DE BRONZE - MATCH 53



B3

MATCH RESULTS

单场比赛成绩 / RÉSULTAT DU MATCH

Geor/Gia (GEO) vs Ricardo/Emanuel (BRA)

0 2

| Teams | Sets | 1 | 2 | 3 | Total |
|-----------------------|------------------|-------|-------|---|-------|
| Geor/Gia (GEO) | 0 | 15 | 10 | | 25 |
| Ricardo/Emanuel (BRA) | 2 | 21 | 21 | | 42 |
| | Duration: | 19min | 17min | | 36min |

1st Referee: FRIESEN Darryl (CAN)
 2nd Referee: SAPP Glenn (USA)

TEAM AND ATHLETE PERFORMANCES

| Gomes Renato | Terceiro Jorge (c) | TOTAL | | TOTAL | Santos Ricardo (c) | Rego Emanuel |
|--------------|--------------------|-------|------------------|-------|--------------------|--------------|
| 13 | 13 | 26 | Service Attempts | 41 | 20 | 21 |
| 1 | 2 | 3 | Service Faults | 2 | 1 | 1 |
| 0 | 1 | 1 | Service Aces | 3 | 3 | 0 |
| 78 km/h | 90 km/h | | Fastest Serve | | 74 km/h | 59 km/h |
| 27 | 16 | 43 | Attack Attempts | 35 | 19 | 16 |
| 13 | 7 | 20 | Attack Successes | 24 | 12 | 12 |
| 1 | 0 | 1 | Block Successes | 3 | 2 | 1 |
| | | 3 | Opponent Errors | 12 | | |
| 2 | 3 | 5 | Dig Successes | 4 | 2 | 2 |

Number of Spectators: **8000**

| WEATHER CONDITIONS | | | |
|--------------------|------------------|----------------------|---------------|
| AIR TEMPERATURE: | 20.4°C / 69°F | HUMIDITY: | 98 % |
| SAND TEMPERATURE: | 22.1°C / 72°F | CONDITIONS: | Partly cloudy |
| WIND DIRECTION: | North North-West | BAROMETRIC PRESSURE: | 997.8 Mb |
| WIND SPEED: | 5.4 km/h / 3 mph | | |

Legend: (c) Captain





CHAOYANG PARK BV GROUND
 朝阳公园沙滩排球场
 TERRAIN DU PARC DE CHAOYANG

WED 星期三 MER
 20 AUG 2008
 9:00

BEACH VOLLEYBALL
 沙滩排球 / VOLLEYBALL DE PLAGE

MEN
 男子项目 / HOMMES

SEMIFINAL - MATCH 51
 半决赛 - 第51场 / DEMI-FINALE - MATCH 51



B3

MATCH RESULTS

单场比赛成绩 / RÉSULTAT DU MATCH

Rogers/Dalhausser (USA) vs Geor/Gia (GEO)

2 0

| Teams | Sets | 1 | 2 | 3 | Total |
|-------------------------|------------------|-------|-------|---|-------|
| Rogers/Dalhausser (USA) | 2 | 21 | 21 | | 42 |
| Geor/Gia (GEO) | 0 | 11 | 13 | | 24 |
| | Duration: | 22min | 20min | | 42min |

1st Referee: CESARE Stefano (ITA)

2nd Referee: WANG Leijun (CHN)

TEAM AND ATHLETE PERFORMANCES

| Dalhausser Philip | Rogers Todd (c) | TOTAL | | TOTAL | Gomes Renato | Terceiro Jorge (c) |
|-------------------|-----------------|-------|------------------|-------|--------------|--------------------|
| 18 | 23 | 41 | Service Attempts | 25 | 13 | 12 |
| 3 | 0 | 3 | Service Faults | 0 | 0 | 0 |
| 3 | 0 | 3 | Service Aces | 0 | 0 | 0 |
| 85 km/h | 47 km/h | | Fastest Serve | | 50 km/h | 53 km/h |
| 14 | 33 | 47 | Attack Attempts | 47 | 34 | 13 |
| 9 | 18 | 27 | Attack Successes | 12 | 9 | 3 |
| 9 | 0 | 9 | Block Successes | 2 | 2 | 0 |
| | 3 | | Opponent Errors | 10 | | |
| 0 | 14 | 14 | Dig Successes | 3 | 0 | 3 |

Number of Spectators: **11000**

WEATHER CONDITIONS

| | | | |
|-------------------|-------------------|----------------------|---------------|
| AIR TEMPERATURE: | 24.2°C / 76°F | HUMIDITY: | 85 % |
| SAND TEMPERATURE: | 24.9°C / 77°F | CONDITIONS: | Partly cloudy |
| WIND DIRECTION: | North North-East | BAROMETRIC PRESSURE: | 1006.2 Mb |
| WIND SPEED: | 6.12 km/h / 4 mph | | |

Legend:
 (c) Captain



CHAOYANG PARK BV GROUND
朝阳公园沙滩排球场
TERRAIN DU PARC DE CHAOYANG

WED 星期三 MER
20 AUG 2008
10:00

BEACH VOLLEYBALL
沙滩排球 / VOLLEYBALL DE PLAGE

MEN
男子项目 / HOMMES

SEMIFINAL - MATCH 52
半决赛 - 第52场 / DEMI-FINALE - MATCH 52



B3

MATCH RESULTS

单场比赛成绩 / RÉSULTAT DU MATCH

Ricardo/Emanuel (BRA) vs Marcio Araujo/Fabio Luiz (BRA)

0 2

| Teams | Sets | 1 | 2 | 3 | Total |
|--------------------------------|------------------|-------|-------|---|-------|
| Ricardo/Emanuel (BRA) | 0 | 20 | 18 | | 38 |
| Marcio Araujo/Fabio Luiz (BRA) | 2 | 22 | 21 | | 43 |
| | Duration: | 27min | 26min | | 53min |

1st Referee: FRIESEN Darryl (CAN)

2nd Referee: FUJII Takashi (JPN)

TEAM AND ATHLETE PERFORMANCES

| Santos Ricardo (c) | Rego Emanuel | TOTAL | | TOTAL | Araujo Marcio (c) | Magalhaes Fabio |
|-----------------------|-----------------|-------|------------------|-------|----------------------|--------------------|
| 23 | 16 | 39 | Service Attempts | 42 | 23 | 19 |
| 4 | 1 | 5 | Service Faults | 5 | 4 | 1 |
| 2 | 0 | 2 | Service Aces | 1 | 1 | 0 |
| 64 km/h | 80 km/h | | Fastest Serve | | 94 km/h | 51 km/h |
| 22 | 24 | 46 | Attack Attempts | 47 | 21 | 26 |
| 10 | 13 | 23 | Attack Successes | 29 | 14 | 15 |
| 3 | 0 | 3 | Block Successes | 4 | 0 | 4 |
| | | 10 | Opponent Errors | 9 | | |
| 2 | 2 | 4 | Dig Successes | 3 | 3 | 0 |

Number of Spectators: 10500

WEATHER CONDITIONS

| | | | |
|-------------------|-------------------|----------------------|-----------|
| AIR TEMPERATURE: | 26°C / 79°F | HUMIDITY: | 75 % |
| SAND TEMPERATURE: | 25.6°C / 78°F | CONDITIONS: | Sunny |
| WIND DIRECTION: | North North-East | BAROMETRIC PRESSURE: | 1005.9 Mb |
| WIND SPEED: | 4.32 km/h / 3 mph | | |

Legend:
(c) Captain



B3

MATCH RESULTS

单场比赛成绩 / RÉSULTAT DU MATCH

Klemperer/Koreng (GER) vs Rogers/Dalhausser (USA)

0 2

| Teams | Sets | 1 | 2 | 3 | Total |
|-------------------------|------------------|-------|-------|---|-------|
| Klemperer/Koreng (GER) | 0 | 13 | 23 | | 36 |
| Rogers/Dalhausser (USA) | 2 | 21 | 25 | | 46 |
| | Duration: | 19min | 36min | | 55min |

1st Referee: CASUTT Richard (NZL)

2nd Referee: FUJII Takashi (JPN)

TEAM AND ATHLETE PERFORMANCES

| Koreng Eric (c) | Klemperer David | TOTAL | | TOTAL | Dalhausser Philip | Rogers Todd (c) |
|--------------------|--------------------|-------|-------------------------|-------|----------------------|--------------------|
| 15 | 22 | 37 | Service Attempts | 44 | 19 | 25 |
| 4 | 3 | 7 | Service Faults | 6 | 5 | 1 |
| 0 | 0 | 0 | Service Aces | 1 | 1 | 0 |
| 87 km/h | 53 km/h | | Fastest Serve | | 92 km/h | 97 km/h |
| 37 | 18 | 55 | Attack Attempts | 48 | 16 | 32 |
| 17 | 6 | 23 | Attack Successes | 24 | 11 | 13 |
| 2 | 0 | 2 | Block Successes | 6 | 6 | 0 |
| | | 11 | Opponent Errors | 15 | | |
| 0 | 3 | 3 | Dig Successes | 3 | 0 | 3 |
| 0 | 0 | 1 | Penalties | 0 | 0 | 0 |

Number of Spectators: **11000**

WEATHER CONDITIONS

| | | | |
|-------------------|-------------------|----------------------|-----------|
| AIR TEMPERATURE: | 23.9°C / 75°F | HUMIDITY: | 70 % |
| SAND TEMPERATURE: | 22.6°C / 73°F | CONDITIONS: | Sunny |
| WIND DIRECTION: | North | BAROMETRIC PRESSURE: | 1000.7 Mb |
| WIND SPEED: | 5.04 km/h / 3 mph | | |

Legend:
(c) Captain



B3

MATCH RESULTS

单场比赛成绩 / RÉSULTAT DU MATCH

Nummerdor/Schuil (NED) vs Geor/Gia (GEO)

0 2

| Teams | Sets | 1 | 2 | 3 | Total |
|------------------------|------------------|-------|-------|---|-------|
| Nummerdor/Schuil (NED) | 0 | 19 | 19 | | 38 |
| Geor/Gia (GEO) | 2 | 21 | 21 | | 42 |
| | Duration: | 27min | 25min | | 52min |

1st Referee: DAHLE Geir (NOR)
 2nd Referee: HAAS Andrea (AUT)

TEAM AND ATHLETE PERFORMANCES

| Nummerdor Reinder (c) | Schuil Richard | TOTAL | | TOTAL | Gomes Renato | Terceiro Jorge (c) |
|--------------------------|-------------------|-------|-------------------------|-------|-----------------|-----------------------|
| 20 | 19 | 39 | Service Attempts | 41 | 19 | 22 |
| 0 | 5 | 5 | Service Faults | 2 | 2 | 0 |
| 1 | 1 | 2 | Service Aces | 0 | 0 | 0 |
| 75 km/h | 93 km/h | | Fastest Serve | | 64 km/h | 70 km/h |
| 29 | 27 | 56 | Attack Attempts | 50 | 25 | 25 |
| 13 | 14 | 27 | Attack Successes | 26 | 14 | 12 |
| 0 | 3 | 3 | Block Successes | 7 | 7 | 0 |
| | 6 | | Opponent Errors | 9 | | |
| 5 | 0 | 5 | Dig Successes | 5 | 0 | 5 |

Number of Spectators: **8300**

WEATHER CONDITIONS

| | | | |
|-------------------|-------------------|----------------------|-----------|
| AIR TEMPERATURE: | 25.5°C / 78°F | HUMIDITY: | 63 % |
| SAND TEMPERATURE: | 23.8°C / 75°F | CONDITIONS: | Sunny |
| WIND DIRECTION: | North-West | BAROMETRIC PRESSURE: | 1000.6 Mb |
| WIND SPEED: | 6.12 km/h / 4 mph | | |

Legend:
 (c) Captain



B3

MATCH RESULTS

单场比赛成绩 / RÉSULTAT DU MATCH

Ricardo/Emanuel (BRA) vs Gibb/Rosenthal (USA)

2 0

| Teams | Sets | 1 | 2 | 3 | Total |
|-----------------------|------------------|-------|-------|---|-------|
| Ricardo/Emanuel (BRA) | 2 | 21 | 21 | | 42 |
| Gibb/Rosenthal (USA) | 0 | 18 | 16 | | 34 |
| | Duration: | 25min | 25min | | 50min |

1st Referee: CESARE Stefano (ITA)
 2nd Referee: SEARLE Damien (GBR)

TEAM AND ATHLETE PERFORMANCES

| Santos Ricardo (c) | Rego Emanuel | TOTAL | | TOTAL | Gibb Jacob (c) | Rosenthal Sean |
|--------------------|--------------|-------|-------------------------|-------|----------------|----------------|
| 20 | 21 | 41 | Service Attempts | 35 | 21 | 14 |
| 3 | 1 | 4 | Service Faults | 1 | 0 | 1 |
| 0 | 0 | 0 | Service Aces | 0 | 0 | 0 |
| 71 km/h | 78 km/h | | Fastest Serve | | 80 km/h | 70 km/h |
| 33 | 25 | 58 | Attack Attempts | 63 | 24 | 39 |
| 16 | 13 | 29 | Attack Successes | 24 | 10 | 14 |
| 6 | 0 | 6 | Block Successes | 3 | 2 | 1 |
| | | 7 | Opponent Errors | 7 | | |
| 4 | 8 | 12 | Dig Successes | 6 | 1 | 5 |

Number of Spectators: **11900**

WEATHER CONDITIONS

| | | | |
|-------------------|-------------------|----------------------|-----------|
| AIR TEMPERATURE: | 23.7°C / 75°F | HUMIDITY: | 88 % |
| SAND TEMPERATURE: | 26.7°C / 80°F | CONDITIONS: | Cloudy |
| WIND DIRECTION: | South-West | BAROMETRIC PRESSURE: | 1000.8 Mb |
| WIND SPEED: | 2.88 km/h / 2 mph | | |

Legend:
 (c) Captain



B3

MATCH RESULTS

单场比赛成绩 / RÉSULTAT DU MATCH

Marcio Araujo/Fabio Luiz (BRA) vs Gosch/Horst (AUT)

2 0

| Teams | Sets | 1 | 2 | 3 | Total |
|--------------------------------|------------------|-------|-------|---|-------|
| Marcio Araujo/Fabio Luiz (BRA) | 2 | 22 | 21 | | 43 |
| Gosch/Horst (AUT) | 0 | 20 | 17 | | 37 |
| | Duration: | 29min | 26min | | 55min |

1st Referee: FRIESEN Darryl (CAN)

2nd Referee: WANG Leijun (CHN)

TEAM AND ATHLETE PERFORMANCES

| Araujo Marcio (c) | Magalhaes Fabio | TOTAL | | TOTAL | Gosch Florian (c) | Horst Alexander |
|----------------------|--------------------|-------|-------------------------|-------|----------------------|--------------------|
| 23 | 19 | 42 | Service Attempts | 38 | 17 | 21 |
| 4 | 0 | 4 | Service Faults | 5 | 1 | 4 |
| 0 | 0 | 0 | Service Aces | 0 | 0 | 0 |
| 81 km/h | 76 km/h | | Fastest Serve | | 47 km/h | 84 km/h |
| 32 | 18 | 50 | Attack Attempts | 48 | 40 | 8 |
| 18 | 11 | 29 | Attack Successes | 21 | 19 | 2 |
| 0 | 5 | 5 | Block Successes | 7 | 7 | 0 |
| | 9 | | Opponent Errors | 9 | | |
| 11 | 0 | 11 | Dig Successes | 3 | 2 | 1 |

Number of Spectators: **11600**

WEATHER CONDITIONS

| | | | |
|-------------------|-------------------|----------------------|-----------|
| AIR TEMPERATURE: | 26.1°C / 79°F | HUMIDITY: | 73 % |
| SAND TEMPERATURE: | 27.7°C / 82°F | CONDITIONS: | Cloudy |
| WIND DIRECTION: | South-West | BAROMETRIC PRESSURE: | 1000.3 Mb |
| WIND SPEED: | 6.12 km/h / 4 mph | | |

Legend:
(c) Captain



B3

MATCH RESULTS

单场比赛成绩 / RÉSULTAT DU MATCH

Xu/Wu (CHN) vs Klemperer/Koreng (GER)

0 2

| Teams | Sets | 1 | 2 | 3 | Total |
|------------------------|------------------|-------|-------|---|-------|
| Xu/Wu (CHN) | 0 | 15 | 18 | | 33 |
| Klemperer/Koreng (GER) | 2 | 21 | 21 | | 42 |
| | Duration: | 19min | 23min | | 42min |

1st Referee: FRIESEN Darryl (CAN)
 2nd Referee: RAMIREZ Miguel Angel (MEX)

TEAM AND ATHLETE PERFORMANCES

| Wu Penggen (c) | Xu Linyin | TOTAL | | TOTAL | Koreng Eric (c) | Klemperer David |
|----------------|-----------|-------|-------------------------|-------|-----------------|-----------------|
| 15 | 19 | 34 | Service Attempts | 41 | 16 | 25 |
| 0 | 1 | 1 | Service Faults | 7 | 5 | 2 |
| 0 | 1 | 1 | Service Aces | 4 | 2 | 2 |
| 86 km/h | 84 km/h | | Fastest Serve | | 94 km/h | 71 km/h |
| 28 | 16 | 44 | Attack Attempts | 49 | 21 | 28 |
| 13 | 9 | 22 | Attack Successes | 31 | 13 | 18 |
| 0 | 2 | 2 | Block Successes | 3 | 3 | 0 |
| | 8 | | Opponent Errors | 4 | | |
| 8 | 1 | 9 | Dig Successes | 7 | 3 | 4 |

Number of Spectators: **11800**

WEATHER CONDITIONS

| | | | |
|-------------------|-------------------|----------------------|-----------|
| AIR TEMPERATURE: | 27.8°C / 82°F | HUMIDITY: | 54 % |
| SAND TEMPERATURE: | 23.5°C / 74°F | CONDITIONS: | Sunny |
| WIND DIRECTION: | East | BAROMETRIC PRESSURE: | 1004.1 Mb |
| WIND SPEED: | 5.76 km/h / 4 mph | | |

Legend:
 (c) Captain



CHAoyang PARK BV GROUND
 朝阳公园沙滩排球场地
 TERRAIN DU PARC DE CHAOYANG

SAT 星期六 SAM
 16 AUG 2008
 9:00

BEACH VOLLEYBALL
 沙滩排球 / VOLLEYBALL DE PLAGE

MEN
 男子项目 / HOMMES

ROUND OF 16 - MATCH 40
 16强复赛 - 第40场 / 16E DE FINALE - MATCH 40



B3

MATCH RESULTS

单场比赛成绩 / RÉSULTAT DU MATCH

Laciga M./Schnider (SUI) vs Rogers/Dalhausser (USA)

1 2

| Teams | Sets | 1 | 2 | 3 | Total |
|--------------------------|------------------|-------|-------|-------|----------|
| Laciga M./Schnider (SUI) | 1 | 16 | 23 | 13 | 52 |
| Rogers/Dalhausser (USA) | 2 | 21 | 21 | 15 | 57 |
| | Duration: | 21min | 27min | 17min | 1h 05min |

1st Referee: VILLAS-BOAS Maria Amelia (BRA)

2nd Referee: CASUTT Richard (NZL)

TEAM AND ATHLETE PERFORMANCES

| Laciga Martin (c) | Schnider Jan | TOTAL | | TOTAL | Dalhausser Philip | Rogers Todd (c) |
|-------------------|--------------|-------|-------------------------|-------|-------------------|-----------------|
| 32 | 21 | 53 | Service Attempts | 56 | 27 | 29 |
| 6 | 1 | 7 | Service Faults | 4 | 4 | 0 |
| 3 | 1 | 4 | Service Aces | 2 | 2 | 0 |
| 84 km/h | 51 km/h | | Fastest Serve | | 89 km/h | 50 km/h |
| 38 | 29 | 67 | Attack Attempts | 66 | 28 | 38 |
| 17 | 15 | 32 | Attack Successes | 34 | 12 | 22 |
| 4 | 1 | 5 | Block Successes | 5 | 5 | 0 |
| | | 11 | Opponent Errors | 16 | | |
| 3 | 1 | 4 | Dig Successes | 8 | 0 | 8 |

Number of Spectators: **11500**

WEATHER CONDITIONS

| | | | |
|-------------------|-------------------|----------------------|-----------|
| AIR TEMPERATURE: | 24.2°C / 76°F | HUMIDITY: | 67 % |
| SAND TEMPERATURE: | 22.5°C / 73°F | CONDITIONS: | Sunny |
| WIND DIRECTION: | North-East | BAROMETRIC PRESSURE: | 1003.8 Mb |
| WIND SPEED: | 5.76 km/h / 4 mph | | |

Legend:
 (c) Captain



CHAOYANG PARK BV GROUND
 朝阳公园沙滩排球球场
 TERRAIN DU PARC DE CHAOYANG

SAT 星期六 SAM
 16 AUG 2008
 12:00

BEACH VOLLEYBALL
 沙滩排球 / VOLLEYBALL DE PLAGE

MEN
 男子项目 / HOMMES

ROUND OF 16 - MATCH 41
 16强复赛 - 第41场 / 16E DE FINALE - MATCH 41



B3

MATCH RESULTS

单场比赛成绩 / RÉSULTAT DU MATCH

Nummerdor/Schuil (NED) vs Schacht/Slack (AUS)

2 0

| Teams | Sets | 1 | 2 | 3 | Total |
|------------------------|------------------|-------|-------|---|-------|
| Nummerdor/Schuil (NED) | 2 | 21 | 21 | | 42 |
| Schacht/Slack (AUS) | 0 | 16 | 14 | | 30 |
| | Duration: | 21min | 19min | | 40min |

1st Referee: SAPP Glenn (USA)
 2nd Referee: VILLAS-BOAS Maria Amelia (BRA)

TEAM AND ATHLETE PERFORMANCES

| Nummerdor Reinder (c) | Schuil Richard | TOTAL | | TOTAL | Schacht Andrew (c) | Slack Joshua |
|--------------------------|-------------------|-------|------------------|-------|-----------------------|-----------------|
| 17 | 24 | 41 | Service Attempts | 31 | 15 | 16 |
| 2 | 5 | 7 | Service Faults | 6 | 1 | 5 |
| 0 | 4 | 4 | Service Aces | 1 | 0 | 1 |
| 73 km/h | 96 km/h | | Fastest Serve | | 88 km/h | 99 km/h |
| 16 | 17 | 33 | Attack Attempts | 34 | 10 | 24 |
| 11 | 11 | 22 | Attack Successes | 21 | 5 | 16 |
| 1 | 2 | 3 | Block Successes | 1 | 0 | 1 |
| | | 13 | Opponent Errors | 7 | | |
| 2 | 0 | 2 | Dig Successes | 2 | 2 | 0 |

Number of Spectators: **2100**

| WEATHER CONDITIONS | | | |
|--------------------|-------------------|----------------------|-----------|
| AIR TEMPERATURE: | 27.8°C / 82°F | HUMIDITY: | 54 % |
| SAND TEMPERATURE: | 23.5°C / 74°F | CONDITIONS: | Sunny |
| WIND DIRECTION: | East | BAROMETRIC PRESSURE: | 1004.1 Mb |
| WIND SPEED: | 5.76 km/h / 4 mph | | |

Legend: (c) Captain



B3

MATCH RESULTS

单场比赛成绩 / RÉSULTAT DU MATCH

Geor/Gia (GEO) vs Doppler/Gartmayer (AUT)

2 1

| Teams | Sets | 1 | 2 | 3 | Total |
|-------------------------|------------------|-------|-------|-------|-------|
| Geor/Gia (GEO) | 2 | 19 | 21 | 15 | 55 |
| Doppler/Gartmayer (AUT) | 1 | 21 | 16 | 13 | 50 |
| | Duration: | 22min | 20min | 16min | 58min |

1st Referee: CESARE Stefano (ITA)
 2nd Referee: SEARLE Damien (GBR)

TEAM AND ATHLETE PERFORMANCES

| Gomes Renato | Terceiro Jorge (c) | TOTAL | | TOTAL | Doppler Clemens (c) | Gartmayer Peter |
|--------------|--------------------|-------|------------------|-------|---------------------|-----------------|
| 24 | 30 | 54 | Service Attempts | 51 | 24 | 27 |
| 2 | 5 | 7 | Service Faults | 7 | 6 | 1 |
| 0 | 0 | 0 | Service Aces | 1 | 1 | 0 |
| 68 km/h | 66 km/h | | Fastest Serve | | 100 km/h | 77 km/h |
| 33 | 23 | 56 | Attack Attempts | 66 | 26 | 40 |
| 23 | 10 | 33 | Attack Successes | 34 | 16 | 18 |
| 6 | 0 | 6 | Block Successes | 4 | 1 | 3 |
| | | 16 | Opponent Errors | 11 | | |
| 0 | 5 | 5 | Dig Successes | 7 | 6 | 1 |

Number of Spectators: **6000**

| WEATHER CONDITIONS | | | |
|--------------------|------------------|----------------------|-----------|
| AIR TEMPERATURE: | 28.5°C / 83°F | HUMIDITY: | 48 % |
| SAND TEMPERATURE: | 25.0°C / 77°F | CONDITIONS: | Sunny |
| WIND DIRECTION: | North North-East | BAROMETRIC PRESSURE: | 1004.2 Mb |
| WIND SPEED: | 5.4 km/h / 3 mph | | |

Legend: (c) Captain



CHAOYANG PARK BV GROUND
 朝阳公园沙滩排球场
 TERRAIN DU PARC DE CHAOYANG

SAT 星期六 SAM
 16 AUG 2008
 21:00

BEACH VOLLEYBALL
 沙滩排球 / VOLLEYBALL DE PLAGE

MEN
 男子项目 / HOMMES

ROUND OF 16 - MATCH 43
 16强复赛 - 第43场 / 16E DE FINALE - MATCH 43



B3

MATCH RESULTS

单场比赛成绩 / RÉSULTAT DU MATCH

Ricardo/Emanuel (BRA) vs Barsuk/Kolodinskiy (RUS)

2 1

| Teams | Sets | 1 | 2 | 3 | Total |
|--------------------------|------------------|-------|-------|-------|----------|
| Ricardo/Emanuel (BRA) | 2 | 18 | 25 | 15 | 58 |
| Barsuk/Kolodinskiy (RUS) | 1 | 21 | 23 | 12 | 56 |
| | Duration: | 21min | 26min | 16min | 1h 03min |

1st Referee: FRIESEN Darryl (CAN)
 2nd Referee: WANG Leijun (CHN)

TEAM AND ATHLETE PERFORMANCES

| Santos Ricardo (c) | Rego Emanuel | TOTAL | | TOTAL | Kolodinskiy Igor (c) | Barsuk Dmitry |
|--------------------|--------------|-------|-------------------------|-------|----------------------|---------------|
| 22 | 36 | 58 | Service Attempts | 56 | 27 | 29 |
| 1 | 2 | 3 | Service Faults | 11 | 11 | 0 |
| 1 | 0 | 1 | Service Aces | 5 | 3 | 2 |
| 77 km/h | 98 km/h | | Fastest Serve | | 110 km/h | 53 km/h |
| 43 | 14 | 57 | Attack Attempts | 69 | 25 | 44 |
| 22 | 7 | 29 | Attack Successes | 39 | 15 | 24 |
| 11 | 2 | 13 | Block Successes | 7 | 7 | 0 |
| | | 15 | Opponent Errors | 5 | | |
| 0 | 5 | 5 | Dig Successes | 3 | 1 | 2 |

Number of Spectators: **8600**

| WEATHER CONDITIONS | | | |
|--------------------|-------------------|----------------------|-----------|
| AIR TEMPERATURE: | 23.9°C / 75°F | HUMIDITY: | 56 % |
| SAND TEMPERATURE: | 26.8°C / 80°F | CONDITIONS: | Cloudy |
| WIND DIRECTION: | South-West | BAROMETRIC PRESSURE: | 1002.5 Mb |
| WIND SPEED: | 3.24 km/h / 2 mph | | |

Legend:
 (c) Captain



CHAORYANG PARK BV GROUND
 朝阳公园沙滩排球馆
 TERRAIN DU PARC DE CHAOYANG

SAT 星期六 SAM
 16 AUG 2008
 20:00

BEACH VOLLEYBALL
 沙滩排球 / VOLLEYBALL DE PLAGE

MEN
 男子项目 / HOMMES

ROUND OF 16 - MATCH 44
 16强复赛 - 第44场 / 16E DE FINALE - MATCH 44



B3

MATCH RESULTS

单场比赛成绩 / RÉSULTAT DU MATCH

Herrera/Mesa (ESP) vs Gibb/Rosenthal (USA)

0 2

| Teams | Sets | 1 | 2 | 3 | Total |
|----------------------|------------------|-------|-------|---|-------|
| Herrera/Mesa (ESP) | 0 | 24 | 17 | | 41 |
| Gibb/Rosenthal (USA) | 2 | 26 | 21 | | 47 |
| | Duration: | 32min | 23min | | 55min |

1st Referee: CASUTT Richard (NZL)

2nd Referee: FUJII Takashi (JPN)

TEAM AND ATHLETE PERFORMANCES

| Herrera Pablo | Mesa Raul (c) | TOTAL | | TOTAL | Gibb Jacob (c) | Rosenthal Sean |
|---------------|---------------|-------|-------------------------|-------|----------------|----------------|
| 19 | 23 | 42 | Service Attempts | 46 | 24 | 22 |
| 2 | 1 | 3 | Service Faults | 0 | 0 | 0 |
| 1 | 0 | 1 | Service Aces | 1 | 1 | 0 |
| 93 km/h | 54 km/h | | Fastest Serve | | 73 km/h | 73 km/h |
| 11 | 55 | 66 | Attack Attempts | 68 | 34 | 34 |
| 6 | 24 | 30 | Attack Successes | 35 | 19 | 16 |
| 5 | 0 | 5 | Block Successes | 4 | 4 | 0 |
| | | 5 | Opponent Errors | 7 | | |
| 3 | 5 | 8 | Dig Successes | 10 | 1 | 9 |

Number of Spectators: **11800**

WEATHER CONDITIONS

| | | | |
|-------------------|-------------------|----------------------|-----------|
| AIR TEMPERATURE: | 26.5°C / 80°F | HUMIDITY: | 42 % |
| SAND TEMPERATURE: | 27.4°C / 81°F | CONDITIONS: | Cloudy |
| WIND DIRECTION: | South-West | BAROMETRIC PRESSURE: | 1001.7 Mb |
| WIND SPEED: | 5.04 km/h / 3 mph | | |

Legend:
 (c) Captain



CHAOYANG PARK BV GROUND
 朝阳公园沙滩排球场
 TERRAIN DU PARC DE CHAOYANG

SAT 星期六 SAM
 16 AUG 2008
 18:00

BEACH VOLLEYBALL
 沙滩排球 / VOLLEYBALL DE PLAGE

MEN
 男子项目 / HOMMES

ROUND OF 16 - MATCH 45
 16强复赛 - 第45场 / 16E DE FINALE - MATCH 45



B3

MATCH RESULTS

单场比赛成绩 / RÉSULTAT DU MATCH

Asahi/Shiratori (JPN) vs Marcio Araujo/Fabio Luiz (BRA)

0 2

| Teams | Sets | 1 | 2 | 3 | Total |
|--------------------------------|------------------|-------|-------|---|-------|
| Asahi/Shiratori (JPN) | 0 | 21 | 15 | | 36 |
| Marcio Araujo/Fabio Luiz (BRA) | 2 | 23 | 21 | | 44 |
| | Duration: | 27min | 20min | | 47min |

1st Referee: DAHLE Geir (NOR)
 2nd Referee: HAAS Andrea (AUT)

TEAM AND ATHLETE PERFORMANCES

| Asahi Kentaro (c) | Shiratori Katsuhiro | TOTAL | | TOTAL | Araujo Marcio (c) | Magalhaes Fabio |
|----------------------|------------------------|-------|-------------------------|-------|----------------------|--------------------|
| 16 | 21 | 37 | Service Attempts | 43 | 23 | 20 |
| 1 | 4 | 5 | Service Faults | 4 | 4 | 0 |
| 0 | 0 | 0 | Service Aces | 2 | 1 | 1 |
| 74 km/h | 81 km/h | | Fastest Serve | | 94 km/h | 78 km/h |
| 31 | 15 | 46 | Attack Attempts | 46 | 27 | 19 |
| 16 | 5 | 21 | Attack Successes | 25 | 13 | 12 |
| 3 | 0 | 3 | Block Successes | 10 | 1 | 9 |
| | | 12 | Opponent Errors | 7 | | |
| 1 | 7 | 8 | Dig Successes | 7 | 7 | 0 |

Number of Spectators: **10200**

WEATHER CONDITIONS

| | | | |
|-------------------|-------------------|----------------------|-----------|
| AIR TEMPERATURE: | 28.4°C / 83°F | HUMIDITY: | 42 % |
| SAND TEMPERATURE: | 28.6°C / 83°F | CONDITIONS: | Cloudy |
| WIND DIRECTION: | South-East | BAROMETRIC PRESSURE: | 1000.9 Mb |
| WIND SPEED: | 6.12 km/h / 4 mph | | |

Legend:
 (c) Captain



B3

MATCH RESULTS

单场比赛成绩 / RÉSULTAT DU MATCH

Gosch/Horst (AUT) vs Samoilovs/Plavins (LAT)

2 0

| Teams | Sets | 1 | 2 | 3 | Total |
|-------------------------|------------------|-------|-------|---|-------|
| Gosch/Horst (AUT) | 2 | 21 | 21 | | 42 |
| Samoilovs/Plavins (LAT) | 0 | 17 | 18 | | 35 |
| | Duration: | 23min | 24min | | 47min |

1st Referee: PERSONENI Jonas (SUI)

2nd Referee: BERARD Marc (FRA)

TEAM AND ATHLETE PERFORMANCES

| Gosch Florian (c) | Horst Alexander | TOTAL | | TOTAL | Plavins Martins | Samoilovs Aleksandrs (c) |
|-------------------|-----------------|-------|-------------------------|-------|-----------------|--------------------------|
| 20 | 21 | 41 | Service Attempts | 36 | 18 | 18 |
| 0 | 2 | 2 | Service Faults | 2 | 1 | 1 |
| 1 | 2 | 3 | Service Aces | 1 | 1 | 0 |
| 46 km/h | 80 km/h | | Fastest Serve | | 52 km/h | 49 km/h |
| 36 | 25 | 61 | Attack Attempts | 62 | 40 | 22 |
| 13 | 9 | 22 | Attack Successes | 22 | 11 | 11 |
| 5 | 0 | 5 | Block Successes | 3 | 0 | 3 |
| | | 12 | Opponent Errors | 9 | | |
| 5 | 12 | 17 | Dig Successes | 19 | 15 | 4 |

Number of Spectators: **11800**

WEATHER CONDITIONS

| | | | |
|-------------------|------------------|----------------------|-----------|
| AIR TEMPERATURE: | 28.2°C / 83°F | HUMIDITY: | 38 % |
| SAND TEMPERATURE: | 28.3°C / 83°F | CONDITIONS: | Cloudy |
| WIND DIRECTION: | South-East | BAROMETRIC PRESSURE: | 1001.2 Mb |
| WIND SPEED: | 7.2 km/h / 4 mph | | |

Legend:
 (c) Captain


B4 RESULTS TABLE As of 18 AUG 2008
 成绩表 / TABLEAU DES RÉSULTATS

Pool A

| Date | Time | Match | Team 1 | NOC Code | Team 2 | NOC Code | Score | Duration |
|------------|-------|-------|----------------|----------|----------------|----------|-------------------------|----------|
| SUN 10 AUG | 10:00 | 1 | Xu/Wu | CHN | Gosch/Horst | AUT | 2-0 (21:16,21:15) | 46min |
| SUN 10 AUG | 22:00 | 2 | Herrera/Mesa | ESP | Kais Kr./Vesik | EST | 2-0 (21:18,23:21) | 44min |
| TUE 12 AUG | 10:00 | 13 | Xu/Wu | CHN | Kais Kr./Vesik | EST | 2-1 (15:21,21:11,15:13) | 56min |
| TUE 12 AUG | 23:00 | 14 | Herrera/Mesa | ESP | Gosch/Horst | AUT | 2-0 (21:14,21:12) | 42min |
| THU 14 AUG | 16:00 | 26 | Xu/Wu | CHN | Herrera/Mesa | ESP | 2-0 (21:13,21:15) | 40min |
| THU 14 AUG | 17:00 | 25 | Kais Kr./Vesik | EST | Gosch/Horst | AUT | 1-2 (16:21,21:18,12:15) | 54min |

| Rk | Team Name | NOC Code | Matches | | | | Sets | | | Points | | |
|----|----------------|----------|---------|-----|---|---|------|---|-------|--------|-----|-------|
| | | | Pts | Tot | W | L | W | L | Ratio | W | L | Ratio |
| 1 | Xu/Wu | CHN | 6 | 3 | 3 | 0 | 6 | 1 | 6.000 | 135 | 104 | 1.298 |
| 2 | Herrera/Mesa | ESP | 5 | 3 | 2 | 1 | 4 | 2 | 2.000 | 114 | 107 | 1.065 |
| 3 | Gosch/Horst | AUT | 4 | 3 | 1 | 2 | 2 | 5 | 0.400 | 111 | 133 | 0.835 |
| 4 | Kais Kr./Vesik | EST | 3 | 3 | 0 | 3 | 2 | 6 | 0.333 | 133 | 149 | 0.893 |

Pool B

| Date | Time | Match | Team 1 | NOC Code | Team 2 | NOC Code | Score | Duration |
|------------|-------|-------|-------------------|----------|-------------------|----------|-------------------------|----------|
| SAT 9 AUG | 21:00 | 3 | Rogers/Dalhausser | USA | Samoilovs/Plavins | LAT | 0-2 (19:21,18:21) | 48min |
| SAT 9 AUG | 22:00 | 4 | Heyer/Heuscher | SUI | Conde/Baracetti | ARG | 2-0 (21:13,21:17) | 43min |
| MON 11 AUG | 9:00 | 27 | Conde/Baracetti | ARG | Samoilovs/Plavins | LAT | 2-0 (23:21,21:19) | 45min |
| MON 11 AUG | 22:00 | 28 | Rogers/Dalhausser | USA | Heyer/Heuscher | SUI | 2-0 (21:15,21:10) | 42min |
| WED 13 AUG | 9:00 | 15 | Rogers/Dalhausser | USA | Conde/Baracetti | ARG | 2-0 (21:12,21:13) | 39min |
| WED 13 AUG | 18:00 | 16 | Heyer/Heuscher | SUI | Samoilovs/Plavins | LAT | 1-2 (17:21,23:21,13:15) | 1h 03min |

| Rk | Team Name | NOC Code | Matches | | | | Sets | | | Points | | |
|----|-------------------|----------|---------|-----|---|---|------|---|-------|--------|-----|-------|
| | | | Pts | Tot | W | L | W | L | Ratio | W | L | Ratio |
| 1 | Samoilovs/Plavins | LAT | 5 | 3 | 2 | 1 | 4 | 3 | 1.333 | 139 | 134 | 1.037 |
| 2 | Rogers/Dalhausser | USA | 5 | 3 | 2 | 1 | 4 | 2 | 2.000 | 121 | 92 | 1.315 |
| 3 | Heyer/Heuscher | SUI | 4 | 3 | 1 | 2 | 3 | 4 | 0.750 | 120 | 129 | 0.930 |
| 4 | Conde/Baracetti | ARG | 4 | 3 | 1 | 2 | 2 | 4 | 0.500 | 99 | 124 | 0.798 |

Pool C

| Date | Time | Match | Team 1 | NOC Code | Team 2 | NOC Code | Score | Duration |
|------------|-------|-------|-----------------|----------|------------------|----------|-------------------|----------|
| SAT 9 AUG | 13:00 | 5 | Ricardo/Emanuel | BRA | Fernandes/Morais | ANG | 2-0 (21:8,21:13) | 40min |
| SAT 9 AUG | 14:00 | 6 | Schacht/Slack | AUS | Geor/Gia | GEO | 2-0 (21:17,21:19) | 46min |
| MON 11 AUG | 10:00 | 18 | Schacht/Slack | AUS | Fernandes/Morais | ANG | 2-0 (21:15,21:9) | 38min |
| MON 11 AUG | 13:00 | 17 | Ricardo/Emanuel | BRA | Geor/Gia | GEO | 2-0 (21:19,21:17) | 46min |
| WED 13 AUG | 14:00 | 29 | Geor/Gia | GEO | Fernandes/Morais | ANG | 2-0 (21:14,21:13) | 40min |
| WED 13 AUG | 21:00 | 30 | Ricardo/Emanuel | BRA | Schacht/Slack | AUS | 2-0 (21:14,21:17) | 44min |

| Rk | Team Name | NOC Code | Matches | | | | Sets | | | Points | | |
|----|------------------|----------|---------|-----|---|---|------|---|-------|--------|-----|-------|
| | | | Pts | Tot | W | L | W | L | Ratio | W | L | Ratio |
| 1 | Ricardo/Emanuel | BRA | 6 | 3 | 3 | 0 | 6 | 0 | Max | 126 | 88 | 1.432 |
| 2 | Schacht/Slack | AUS | 5 | 3 | 2 | 1 | 4 | 2 | 2.000 | 115 | 102 | 1.127 |
| 3q | Geor/Gia | GEO | 4 | 3 | 1 | 2 | 2 | 4 | 0.500 | 114 | 111 | 1.027 |
| 4 | Fernandes/Morais | ANG | 3 | 3 | 0 | 3 | 0 | 6 | 0.000 | 72 | 126 | 0.571 |


B4 RESULTS TABLE As of 18 AUG 2008
 成绩表 / TABLEAU DES RÉSULTATS

Pool D

| Date | Time | Match | Team 1 | NOC Code | Team 2 | NOC Code | Score | Duration |
|------------|-------|-------|--------------------------|----------|--------------------|----------|-------------------------|----------|
| SUN 10 AUG | 13:00 | 7 | Marcio Araujo/Fabio Luiz | BRA | Lione/Amore | ITA | 2-0 (21:18,21:18) | 52min |
| SUN 10 AUG | 23:00 | 8 | Barsuk/Kolodinskiy | RUS | Doppler/Gartmayer | AUT | 1-2 (16:21,21:18,14:16) | 58min |
| TUE 12 AUG | 13:00 | 19 | Marcio Araujo/Fabio Luiz | BRA | Doppler/Gartmayer | AUT | 1-2 (22:20,19:21,11:15) | 1h 04min |
| TUE 12 AUG | 21:00 | 20 | Barsuk/Kolodinskiy | RUS | Lione/Amore | ITA | 2-0 (21:17,21:13) | 37min |
| THU 14 AUG | 15:00 | 31 | Doppler/Gartmayer | AUT | Lione/Amore | ITA | 2-0 (21:19,24:22) | 43min |
| THU 14 AUG | 18:00 | 32 | Marcio Araujo/Fabio Luiz | BRA | Barsuk/Kolodinskiy | RUS | 2-0 (24:22,21:17) | 48min |

| Rk | Team Name | NOC Code | Matches | | | | Sets | | | Points | | |
|----|--------------------------|----------|---------|-----|---|---|------|---|-------|--------|-----|-------|
| | | | Pts | Tot | W | L | W | L | Ratio | W | L | Ratio |
| 1 | Doppler/Gartmayer | AUT | 6 | 3 | 3 | 0 | 6 | 2 | 3.000 | 156 | 144 | 1.083 |
| 2 | Marcio Araujo/Fabio Luiz | BRA | 5 | 3 | 2 | 1 | 5 | 2 | 2.500 | 139 | 131 | 1.061 |
| 3q | Barsuk/Kolodinskiy | RUS | 4 | 3 | 1 | 2 | 3 | 4 | 0.750 | 132 | 130 | 1.015 |
| 4 | Lione/Amore | ITA | 3 | 3 | 0 | 3 | 0 | 6 | 0.000 | 107 | 129 | 0.829 |

Pool E

| Date | Time | Match | Team 1 | NOC Code | Team 2 | NOC Code | Score | Duration |
|------------|-------|-------|--------------------|----------|--------------------|----------|------------------------|----------|
| SAT 9 AUG | 10:00 | 9 | Nummerdor/Schuil | NED | Laciga M./Schnider | SUI | 2-0 (21:14,21:15) | 47min |
| SAT 9 AUG | 23:00 | 10 | Klemperer/Koreng | GER | Kjemperud/Skarlund | NOR | 2-1 (19:21,22:20,15:7) | 1h 02min |
| MON 11 AUG | 21:00 | 21 | Nummerdor/Schuil | NED | Kjemperud/Skarlund | NOR | 2-1 (13:21,21:15,15:9) | 49min |
| MON 11 AUG | 23:00 | 22 | Klemperer/Koreng | GER | Laciga M./Schnider | SUI | 0-2 (15:21,15:21) | 47min |
| WED 13 AUG | 19:00 | 33 | Kjemperud/Skarlund | NOR | Laciga M./Schnider | SUI | 0-2 (17:21,13:21) | 42min |
| WED 13 AUG | 20:00 | 34 | Nummerdor/Schuil | NED | Klemperer/Koreng | GER | 2-0 (21:16,21:16) | 43min |

| Rk | Team Name | NOC Code | Matches | | | | Sets | | | Points | | |
|----|--------------------|----------|---------|-----|---|---|------|---|-------|--------|-----|-------|
| | | | Pts | Tot | W | L | W | L | Ratio | W | L | Ratio |
| 1 | Nummerdor/Schuil | NED | 6 | 3 | 3 | 0 | 6 | 1 | 6.000 | 133 | 106 | 1.255 |
| 2 | Laciga M./Schnider | SUI | 5 | 3 | 2 | 1 | 4 | 2 | 2.000 | 113 | 102 | 1.108 |
| 3 | Klemperer/Koreng | GER | 4 | 3 | 1 | 2 | 2 | 5 | 0.400 | 118 | 132 | 0.894 |
| 4 | Kjemperud/Skarlund | NOR | 3 | 3 | 0 | 3 | 2 | 6 | 0.333 | 123 | 147 | 0.837 |

Pool F

| Date | Time | Match | Team 1 | NOC Code | Team 2 | NOC Code | Score | Duration |
|------------|-------|-------|---------------------|----------|-------------------|----------|-------------------------|----------|
| SUN 10 AUG | 20:00 | 11 | Brink/Dieckmann Ch. | GER | Asahi/Shiratori | JPN | 2-0 (21:18,21:18) | 43min |
| SUN 10 AUG | 21:00 | 12 | Gibb/Rosenthal | USA | Boersma E./Rennes | NED | 2-0 (21:16,21:15) | 37min |
| TUE 12 AUG | 18:00 | 35 | Boersma E./Rennes | NED | Asahi/Shiratori | JPN | 1-2 (15:21,25:23,11:15) | 59min |
| TUE 12 AUG | 22:00 | 36 | Brink/Dieckmann Ch. | GER | Gibb/Rosenthal | USA | 0-2 (15:21,13:21) | 39min |
| THU 14 AUG | 19:00 | 24 | Gibb/Rosenthal | USA | Asahi/Shiratori | JPN | 2-1 (21:15,19:21,18:16) | 57min |
| THU 14 AUG | 20:00 | 23 | Brink/Dieckmann Ch. | GER | Boersma E./Rennes | NED | 0-2 (16:21,20:22) | 46min |

| Rk | Team Name | NOC Code | Matches | | | | Sets | | | Points | | |
|----|---------------------|----------|---------|-----|---|---|------|---|-------|--------|-----|-------|
| | | | Pts | Tot | W | L | W | L | Ratio | W | L | Ratio |
| 1 | Gibb/Rosenthal | USA | 6 | 3 | 3 | 0 | 6 | 1 | 6.000 | 142 | 111 | 1.279 |
| 2 | Asahi/Shiratori | JPN | 4 | 3 | 1 | 2 | 3 | 5 | 0.600 | 147 | 151 | 0.974 |
| 3 | Boersma E./Rennes | NED | 4 | 3 | 1 | 2 | 3 | 4 | 0.750 | 125 | 137 | 0.912 |
| 4 | Brink/Dieckmann Ch. | GER | 4 | 3 | 1 | 2 | 2 | 4 | 0.500 | 106 | 121 | 0.876 |

Lucky Loser Round

| Date | Time | Match | Team 1 | NOC Code | Team 2 | NOC Code | Score | Duration |
|------------|-------|-------|-------------------|----------|------------------|----------|-------------------|----------|
| THU 14 AUG | 22:00 | 37 | Heyer/Heuscher | SUI | Gosch/Horst | AUT | 0-2 (11:21,19:21) | 40min |
| THU 14 AUG | 22:00 | 38 | Boersma E./Rennes | NED | Klemperer/Koreng | GER | 0-2 (16:21,25:27) | 49min |

Qualified for Final Phase as Lucky Loser: Gosch/Horst (AUT) and Klemperer/Koreng (GER)

| Legend: | | | | | | | | | | | | |
|---------|------|----|------|---|-----|---|-----------------------|--|--|--|--|--|
| L | Lost | Rk | Rank | W | Won | q | Qualified as best 3rd | | | | | |



CHAORYANG PARK BV GROUND
 朝阳公园沙滩排球场
 TERRAIN DU PARC DE CHAOYANG

SUN 星期天 DIM
 10 AUG 2008
 10:00

BEACH VOLLEYBALL
 沙滩排球 / VOLLEYBALL DE PLAGE

MEN
 男子项目 / HOMMES

PRELIMINARY PHASE - POOL A - MATCH 1
 预赛A组 - 第1场 / TOUR PRÉLIMINAIRE - GROUPE A - MATCH 1



B3 MATCH RESULTS

单场比赛成绩 / RÉSULTAT DU MATCH

Xu/Wu (CHN) vs Gosch/Horst (AUT)

2 0

| Teams | Sets | 1 | 2 | 3 | Total |
|-------------------|------------------|-------|-------|---|-------|
| Xu/Wu (CHN) | 2 | 21 | 21 | | 42 |
| Gosch/Horst (AUT) | 0 | 16 | 15 | | 31 |
| | Duration: | 23min | 23min | | 46min |

1st Referee: SAPP Glenn (USA)
 2nd Referee: BERARD Marc (FRA)

TEAM AND ATHLETE PERFORMANCES

| Wu Penggen (c) | Xu Linyin | TOTAL | | TOTAL | Gosch Florian (c) | Horst Alexander |
|----------------|-----------|-------|-------------------------|-------|-------------------|-----------------|
| 22 | 19 | 41 | Service Attempts | 32 | 14 | 18 |
| 0 | 1 | 1 | Service Faults | 3 | 1 | 2 |
| 0 | 1 | 1 | Service Aces | 2 | 2 | 0 |
| 71 km/h | 77 km/h | | Fastest Serve | | 82 km/h | 79 km/h |
| 33 | 10 | 43 | Attack Attempts | 55 | 25 | 30 |
| 13 | 8 | 21 | Attack Successes | 24 | 7 | 17 |
| 0 | 4 | 4 | Block Successes | 3 | 3 | 0 |
| | | 16 | Opponent Errors | 2 | | |
| 4 | 1 | 5 | Dig Successes | 5 | 2 | 3 |

Number of Spectators: **10160**

| WEATHER CONDITIONS | | | |
|--------------------|-------------------|----------------------|-----------|
| AIR TEMPERATURE: | 25.9°C / 79°F | HUMIDITY: | 85 % |
| SAND TEMPERATURE: | 28.1°C / 83°F | CONDITIONS: | Rain |
| WIND DIRECTION: | South-East | BAROMETRIC PRESSURE: | 1000.5 Mb |
| WIND SPEED: | 7.92 km/h / 5 mph | | |

Legend:
 (c) Captain



CHAORYANG PARK BV GROUND
朝阳公园沙滩排球场
TERRAIN DU PARC DE CHAOYANG

SUN 星期天 DIM
10 AUG 2008
22:00

BEACH VOLLEYBALL
沙滩排球 / VOLLEYBALL DE PLAGE

MEN
男子项目 / HOMMES

PRELIMINARY PHASE - POOL A - MATCH 2
预赛A组 - 第2场 / TOUR PRÉLIMINAIRE - GROUPE A - MATCH 2



B3

MATCH RESULTS

单场比赛成绩 / RÉSULTAT DU MATCH

Herrera/Mesa (ESP) vs Kais Kr./Vesik (EST)

2 0

| Teams | Sets | 1 | 2 | 3 | Total |
|----------------------|------------------|-------|-------|---|-------|
| Herrera/Mesa (ESP) | 2 | 21 | 23 | | 44 |
| Kais Kr./Vesik (EST) | 0 | 18 | 21 | | 39 |
| | Duration: | 20min | 24min | | 44min |

1st Referee: CESARE Stefano (ITA)

2nd Referee: FUJII Takashi (JPN)

TEAM AND ATHLETE PERFORMANCES

| Herrera Pablo | Mesa Raul (c) | TOTAL | | TOTAL | Kais Kristjan (c) | Vesik Rivo |
|------------------|------------------|-------|-------------------------|-------|----------------------|---------------|
| 20 | 23 | 43 | Service Attempts | 40 | 21 | 19 |
| 2 | 1 | 3 | Service Faults | 5 | 3 | 2 |
| 0 | 1 | 1 | Service Aces | 0 | 0 | 0 |
| 79 km/h | 53 km/h | | Fastest Serve | | 92 km/h | 54 km/h |
| 15 | 32 | 47 | Attack Attempts | 54 | 29 | 25 |
| 11 | 14 | 25 | Attack Successes | 29 | 15 | 14 |
| 2 | 1 | 3 | Block Successes | 3 | 0 | 3 |
| | | 15 | Opponent Errors | 7 | | |
| 1 | 6 | 7 | Dig Successes | 2 | 2 | 0 |

Number of Spectators: 400

WEATHER CONDITIONS

| | | | |
|-------------------|--------------------|----------------------|-----------|
| AIR TEMPERATURE: | 22.5°C / 73°F | HUMIDITY: | 96 % |
| SAND TEMPERATURE: | 25.7°C / 78°F | CONDITIONS: | Rain |
| WIND DIRECTION: | North-West | BAROMETRIC PRESSURE: | 1002.6 Mb |
| WIND SPEED: | 11.16 km/h / 7 mph | | |

Legend:
(c) Captain



CHAOYANG PARK BV GROUND
 朝阳公园沙滩排球场
 TERRAIN DU PARC DE CHAOYANG

TUE 星期二 MAR
 12 AUG 2008
 10:00

BEACH VOLLEYBALL
 沙滩排球 / VOLLEYBALL DE PLAGE

MEN
 男子项目 / HOMMES

PRELIMINARY PHASE - POOL A - MATCH 13
 预赛A组 - 第13场 / TOUR PRÉLIMINAIRE - GROUPE A - MATCH 13



B3 MATCH RESULTS

单场比赛成绩 / RÉSULTAT DU MATCH

Xu/Wu (CHN) vs Kais Kr./Vesik (EST)

2 1

| Teams | Sets | 1 | 2 | 3 | Total |
|----------------------|------------------|-------|-------|-------|-------|
| Xu/Wu (CHN) | 2 | 15 | 21 | 15 | 51 |
| Kais Kr./Vesik (EST) | 1 | 21 | 11 | 13 | 45 |
| | Duration: | 22min | 19min | 15min | 56min |

1st Referee: CASUTT Richard (NZL)

2nd Referee: FUJII Takashi (JPN)

TEAM AND ATHLETE PERFORMANCES

| Wu Penggen (c) | Xu Linyin | TOTAL | | TOTAL | Kais Kristjan (c) | Vesik Rivo |
|----------------|-----------|-------|-------------------------|-------|-------------------|------------|
| 22 | 28 | 50 | Service Attempts | 46 | 30 | 16 |
| 2 | 3 | 5 | Service Faults | 8 | 3 | 5 |
| 0 | 1 | 1 | Service Aces | 0 | 0 | 0 |
| 88 km/h | 88 km/h | | Fastest Serve | | 83 km/h | 55 km/h |
| 45 | 18 | 63 | Attack Attempts | 71 | 32 | 39 |
| 24 | 8 | 32 | Attack Successes | 34 | 18 | 16 |
| 0 | 7 | 7 | Block Successes | 1 | 0 | 1 |
| | 11 | | Opponent Errors | 10 | | |
| 23 | 1 | 24 | Dig Successes | 7 | 5 | 2 |

Number of Spectators: **10800**

WEATHER CONDITIONS

| | | | |
|-------------------|--------------------|----------------------|-----------|
| AIR TEMPERATURE: | 29.0°C / 84°F | HUMIDITY: | 89 % |
| SAND TEMPERATURE: | 25.1°C / 77°F | CONDITIONS: | Cloudy |
| WIND DIRECTION: | East | BAROMETRIC PRESSURE: | 1005.7 Mb |
| WIND SPEED: | 10.44 km/h / 6 mph | | |

Legend:
 (c) Captain



CHAORYANG PARK BV GROUND
 朝阳公园沙滩排球场地
 TERRAIN DU PARC DE CHAOYANG

TUE 星期二 MAR
 12 AUG 2008
 23:00

BEACH VOLLEYBALL
 沙滩排球 / VOLLEYBALL DE PLAGE

MEN
 男子项目 / HOMMES

PRELIMINARY PHASE - POOL A - MATCH 14
 预赛A组 - 第14场 / TOUR PRÉLIMINAIRE - GROUPE A - MATCH 14



B3

MATCH RESULTS

单场比赛成绩 / RÉSULTAT DU MATCH

Herrera/Mesa (ESP) vs Gosch/Horst (AUT)

2 0

| Teams | Sets | 1 | 2 | 3 | Total |
|--------------------|------------------|-------|-------|---|-------|
| Herrera/Mesa (ESP) | 2 | 21 | 21 | | 42 |
| Gosch/Horst (AUT) | 0 | 14 | 12 | | 26 |
| | Duration: | 21min | 21min | | 42min |

1st Referee: DAHLE Geir (NOR)
 2nd Referee: BERARD Marc (FRA)

TEAM AND ATHLETE PERFORMANCES

| Herrera Pablo | Mesa Raul (c) | TOTAL | | TOTAL | Gosch Florian (c) | Horst Alexander |
|---------------|---------------|-------|-------------------------|-------|-------------------|-----------------|
| 16 | 25 | 41 | Service Attempts | 27 | 13 | 14 |
| 0 | 0 | 0 | Service Faults | 3 | 1 | 2 |
| 1 | 1 | 2 | Service Aces | 0 | 0 | 0 |
| 48 km/h | 54 km/h | | Fastest Serve | | 83 km/h | 82 km/h |
| 12 | 23 | 35 | Attack Attempts | 44 | 38 | 6 |
| 8 | 15 | 23 | Attack Successes | 20 | 17 | 3 |
| 8 | 0 | 8 | Block Successes | 1 | 1 | 0 |
| | | 9 | Opponent Errors | 5 | | |
| 3 | 3 | 6 | Dig Successes | 3 | 0 | 3 |

Number of Spectators: **2600**

| WEATHER CONDITIONS | | | |
|--------------------|-------------------|----------------------|-----------|
| AIR TEMPERATURE: | 25.1°C / 77°F | HUMIDITY: | 86 % |
| SAND TEMPERATURE: | 26.4°C / 80°F | CONDITIONS: | Cloudy |
| WIND DIRECTION: | South South-West | BAROMETRIC PRESSURE: | 1005.3 Mb |
| WIND SPEED: | 4.32 km/h / 3 mph | | |

Legend:
 (c) Captain





B3

MATCH RESULTS

单场比赛成绩 / RÉSULTAT DU MATCH

Kais Kr./Vesik (EST) vs Gosch/Horst (AUT)

1 2

| Teams | Sets | 1 | 2 | 3 | Total |
|----------------------|------------------|-------|-------|-------|-------|
| Kais Kr./Vesik (EST) | 1 | 16 | 21 | 12 | 49 |
| Gosch/Horst (AUT) | 2 | 21 | 18 | 15 | 54 |
| | Duration: | 19min | 21min | 14min | 54min |

1st Referee: CASUTT Richard (NZL)
2nd Referee: VILLAS-BOAS Maria Amelia (BRA)

TEAM AND ATHLETE PERFORMANCES

| Kais Kristjan (c) | Vesik Rivo | TOTAL | | TOTAL | Gosch Florian (c) | Horst Alexander |
|-------------------|------------|-------|-------------------------|-------|-------------------|-----------------|
| 22 | 27 | 49 | Service Attempts | 54 | 26 | 28 |
| 0 | 1 | 1 | Service Faults | 2 | 0 | 2 |
| 1 | 0 | 1 | Service Aces | 0 | 0 | 0 |
| 70 km/h | 55 km/h | | Fastest Serve | | 46 km/h | 73 km/h |
| 56 | 18 | 74 | Attack Attempts | 65 | 36 | 29 |
| 30 | 10 | 40 | Attack Successes | 39 | 21 | 18 |
| 1 | 1 | 2 | Block Successes | 6 | 6 | 0 |
| | 6 | | Opponent Errors | 9 | | |
| 9 | 0 | 9 | Dig Successes | 7 | 0 | 7 |

Number of Spectators: **2000**

WEATHER CONDITIONS

| | | | |
|-------------------|-------------------|----------------------|---------------|
| AIR TEMPERATURE: | 20.7°C / 69°F | HUMIDITY: | 97 % |
| SAND TEMPERATURE: | 25.1°C / 77°F | CONDITIONS: | Thundershower |
| WIND DIRECTION: | North North-East | BAROMETRIC PRESSURE: | 1003.7 Mb |
| WIND SPEED: | 9.36 km/h / 6 mph | | |

Legend:
(c) Captain



B3 MATCH RESULTS

单场比赛成绩 / RÉSULTAT DU MATCH

Xu/Wu (CHN) vs Herrera/Mesa (ESP)

2 0

| Teams | Sets | 1 | 2 | 3 | Total |
|--------------------|------------------|-------|-------|---|-------|
| Xu/Wu (CHN) | 2 | 21 | 21 | | 42 |
| Herrera/Mesa (ESP) | 0 | 13 | 15 | | 28 |
| | Duration: | 20min | 20min | | 40min |

1st Referee: CESARE Stefano (ITA)
2nd Referee: HAGENER Marc (GER)

TEAM AND ATHLETE PERFORMANCES

| Wu Penggen (c) | Xu Linyin | TOTAL | | TOTAL | Herrera Pablo | Mesa Raul (c) |
|----------------|-----------|-------|------------------|-------|---------------|---------------|
| 23 | 18 | 41 | Service Attempts | 29 | 15 | 14 |
| 2 | 1 | 3 | Service Faults | 3 | 2 | 1 |
| 1 | 0 | 1 | Service Aces | 0 | 0 | 0 |
| 75 km/h | 72 km/h | | Fastest Serve | | 81 km/h | 51 km/h |
| 34 | 8 | 42 | Attack Attempts | 48 | 9 | 39 |
| 23 | 5 | 28 | Attack Successes | 21 | 3 | 18 |
| 0 | 5 | 5 | Block Successes | 1 | 1 | 0 |
| | 8 | | Opponent Errors | 6 | | |
| 7 | 2 | 9 | Dig Successes | 2 | 1 | 1 |

Number of Spectators: **6000**

WEATHER CONDITIONS

| | | | |
|-------------------|-------------------|----------------------|-----------|
| AIR TEMPERATURE: | 20.6°C / 69°F | HUMIDITY: | 95 % |
| SAND TEMPERATURE: | 24.9°C / 77°F | CONDITIONS: | Rain |
| WIND DIRECTION: | North | BAROMETRIC PRESSURE: | 1003.5 Mb |
| WIND SPEED: | 9.36 km/h / 6 mph | | |

Legend:
(c) Captain



CHAOYANG PARK BV GROUND
 朝阳公园沙滩排球场
 TERRAIN DU PARC DE CHAOYANG

SAT 星期六 SAM
 9 AUG 2008
 21:00

BEACH VOLLEYBALL
 沙滩排球 / VOLLEYBALL DE PLAGE

MEN
 男子项目 / HOMMES

PRELIMINARY PHASE - POOL B - MATCH 3
 预赛B组 - 第3场 / TOUR PRÉLIMINAIRE - GROUPE B - MATCH 3



B3

MATCH RESULTS

单场比赛成绩 / RÉSULTAT DU MATCH

Rogers/Dalhausser (USA) vs Samoilovs/Plavins (LAT)

0 2

| Teams | Sets | 1 | 2 | 3 | Total |
|-------------------------|------------------|-------|-------|---|-------|
| Rogers/Dalhausser (USA) | 0 | 19 | 18 | | 37 |
| Samoilovs/Plavins (LAT) | 2 | 21 | 21 | | 42 |
| | Duration: | 24min | 24min | | 48min |

1st Referee: DAHLE Geir (NOR)
 2nd Referee: CESARE Stefano (ITA)

TEAM AND ATHLETE PERFORMANCES

| Dalhausser Philip | Rogers Todd (c) | TOTAL | | TOTAL | Plavins Martins | Samoilovs Aleksandrs (c) |
|-------------------|-----------------|-------|-------------------------|-------|-----------------|--------------------------|
| 17 | 21 | 38 | Service Attempts | 41 | 21 | 20 |
| 3 | 0 | 3 | Service Faults | 1 | 1 | 0 |
| 1 | 0 | 1 | Service Aces | 0 | 0 | 0 |
| 84 km/h | 82 km/h | | Fastest Serve | | 92 km/h | 82 km/h |
| 25 | 25 | 50 | Attack Attempts | 49 | 35 | 14 |
| 13 | 14 | 27 | Attack Successes | 29 | 21 | 8 |
| 3 | 0 | 3 | Block Successes | 0 | 0 | 0 |
| | | 6 | Opponent Errors | 13 | | |
| 1 | 2 | 3 | Dig Successes | 12 | 9 | 3 |

Number of Spectators: **12000**

| WEATHER CONDITIONS | | | |
|--------------------|------------------|----------------------|----------|
| AIR TEMPERATURE: | 30.3°C / 87°F | HUMIDITY: | 64 % |
| SAND TEMPERATURE: | 30.9°C / 88°F | CONDITIONS: | Cloudy |
| WIND DIRECTION: | South | BAROMETRIC PRESSURE: | 999.3 Mb |
| WIND SPEED: | 5.4 km/h / 3 mph | | |

Legend:
 (c) Captain





CHAORYANG PARK BV GROUND
 朝阳公园沙滩排球场
 TERRAIN DU PARC DE CHAOYANG

SAT 星期六 SAM
 9 AUG 2008
 22:00

BEACH VOLLEYBALL
 沙滩排球 / VOLLEYBALL DE PLAGE

MEN
 男子项目 / HOMMES

PRELIMINARY PHASE - POOL B - MATCH 4
 预赛B组 - 第4场 / TOUR PRÉLIMINAIRE - GROUPE B - MATCH 4



B3

MATCH RESULTS

单场比赛成绩 / RÉSULTAT DU MATCH

Heyer/Heuscher (SUI) vs Conde/Baracetti (ARG)

2 0

| Teams | Sets | 1 | 2 | 3 | Total |
|-----------------------|------------------|-------|-------|---|-------|
| Heyer/Heuscher (SUI) | 2 | 21 | 21 | | 42 |
| Conde/Baracetti (ARG) | 0 | 13 | 17 | | 30 |
| | Duration: | 20min | 23min | | 43min |

1st Referee: FRIESEN Darryl (CAN)

2nd Referee: WANG Leijun (CHN)

TEAM AND ATHLETE PERFORMANCES

| Heyer Sascha | Heuscher Patrick (c) | TOTAL | | TOTAL | Baracetti Mariano Joaquin (c) | Conde Martin Alejo |
|--------------|----------------------|-------|-------------------------|-------|-------------------------------|--------------------|
| 21 | 20 | 41 | Service Attempts | 31 | 18 | 13 |
| 5 | 1 | 6 | Service Faults | 2 | 2 | 0 |
| 0 | 3 | 3 | Service Aces | 0 | 0 | 0 |
| 87 km/h | 93 km/h | | Fastest Serve | | 73 km/h | 57 km/h |
| 29 | 17 | 46 | Attack Attempts | 51 | 30 | 21 |
| 21 | 8 | 29 | Attack Successes | 21 | 14 | 7 |
| 2 | 3 | 5 | Block Successes | 1 | 1 | 0 |
| | 5 | | Opponent Errors | 8 | | |
| 2 | 5 | 7 | Dig Successes | 3 | 2 | 1 |

Number of Spectators: **12000**

WEATHER CONDITIONS

| | | | |
|-------------------|-------------------|----------------------|-----------|
| AIR TEMPERATURE: | 30.3°C / 87°F | HUMIDITY: | 72 % |
| SAND TEMPERATURE: | 30.5°C / 87°F | CONDITIONS: | Cloudy |
| WIND DIRECTION: | South-East | BAROMETRIC PRESSURE: | 1000.0 Mb |
| WIND SPEED: | 12.6 km/h / 8 mph | | |

Legend:
 (c) Captain



B3

MATCH RESULTS

单场比赛成绩 / RÉSULTAT DU MATCH

Rogers/Dalhausser (USA) vs Conde/Baracetti (ARG)

2 0

| Teams | Sets | 1 | 2 | 3 | Total |
|-------------------------|------------------|-------|-------|---|-------|
| Rogers/Dalhausser (USA) | 2 | 21 | 21 | | 42 |
| Conde/Baracetti (ARG) | 0 | 12 | 13 | | 25 |
| | Duration: | 20min | 19min | | 39min |

1st Referee: CASUTT Richard (NZL)

2nd Referee: HAGENER Marc (GER)

TEAM AND ATHLETE PERFORMANCES

| Dalhausser Philip | Rogers Todd (c) | TOTAL | | TOTAL | Baracetti Mariano Joaquin (c) | Conde Martin Alejo |
|-------------------|-----------------|-------|------------------|-------|-------------------------------|--------------------|
| 22 | 19 | 41 | Service Attempts | 26 | 15 | 11 |
| 5 | 1 | 6 | Service Faults | 3 | 2 | 1 |
| 3 | 0 | 3 | Service Aces | 0 | 0 | 0 |
| 93 km/h | 48 km/h | | Fastest Serve | | 53 km/h | 52 km/h |
| 9 | 32 | 41 | Attack Attempts | 43 | 29 | 14 |
| 6 | 22 | 28 | Attack Successes | 16 | 12 | 4 |
| 3 | 0 | 3 | Block Successes | 0 | 0 | 0 |
| | 8 | | Opponent Errors | 9 | | |
| 2 | 6 | 8 | Dig Successes | 6 | 4 | 2 |

Number of Spectators: **9500**

WEATHER CONDITIONS

| | | | |
|-------------------|-------------------|----------------------|-----------|
| AIR TEMPERATURE: | 24.4°C / 76°F | HUMIDITY: | 95 % |
| SAND TEMPERATURE: | 25.2°C / 77°F | CONDITIONS: | Cloudy |
| WIND DIRECTION: | East | BAROMETRIC PRESSURE: | 1004.8 Mb |
| WIND SPEED: | 4.32 km/h / 3 mph | | |

Legend:
(c) Captain



B3

MATCH RESULTS

单场比赛成绩 / RÉSULTAT DU MATCH

Heyer/Heuscher (SUI) vs Samoilovs/Plavins (LAT)

1 2

| Teams | Sets | 1 | 2 | 3 | Total |
|-------------------------|------------------|-------|-------|-------|----------|
| Heyer/Heuscher (SUI) | 1 | 17 | 23 | 13 | 53 |
| Samoilovs/Plavins (LAT) | 2 | 21 | 21 | 15 | 57 |
| | Duration: | 21min | 26min | 16min | 1h 03min |

1st Referee: HAAS Andrea (AUT)
2nd Referee: SEARLE Damien (GBR)

TEAM AND ATHLETE PERFORMANCES

| Heyer Sascha | Heuscher Patrick (c) | TOTAL | | TOTAL | Plavins Martins | Samoilovs Aleksandrs (c) |
|--------------|----------------------|-------|-------------------------|-------|-----------------|--------------------------|
| 28 | 25 | 53 | Service Attempts | 57 | 26 | 31 |
| 1 | 3 | 4 | Service Faults | 4 | 2 | 2 |
| 2 | 0 | 2 | Service Aces | 1 | 1 | 0 |
| 83 km/h | 89 km/h | | Fastest Serve | | 55 km/h | 50 km/h |
| 49 | 16 | 65 | Attack Attempts | 67 | 41 | 26 |
| 24 | 10 | 34 | Attack Successes | 39 | 23 | 16 |
| 1 | 7 | 8 | Block Successes | 5 | 0 | 5 |
| | | 9 | Opponent Errors | 12 | | |
| 3 | 8 | 11 | Dig Successes | 12 | 11 | 1 |

Number of Spectators: **8200**

WEATHER CONDITIONS

| | | | |
|-------------------|------------------|----------------------|-----------|
| AIR TEMPERATURE: | 28.5°C / 83°F | HUMIDITY: | 69 % |
| SAND TEMPERATURE: | 28.3°C / 83°F | CONDITIONS: | Cloudy |
| WIND DIRECTION: | South South-West | BAROMETRIC PRESSURE: | 1002.3 Mb |
| WIND SPEED: | 3.6 km/h / 2 mph | | |

Legend:
(c) Captain



CHAOYANG PARK BV GROUND
朝阳公园沙滩排球场地
TERRAIN DU PARC DE CHAOYANG

MON 星期一 LUN
11 AUG 2008
9:00

BEACH VOLLEYBALL
沙滩排球 / VOLLEYBALL DE PLAGE

MEN
男子项目 / HOMMES

PRELIMINARY PHASE - POOL B - MATCH 27
预赛B组 - 第27场 / TOUR PRÉLIMINAIRE - GROUPE B - MATCH 27



B3

MATCH RESULTS

单场比赛成绩 / RÉSULTAT DU MATCH

Conde/Baracetti (ARG) vs Samoilovs/Plavins (LAT)

2 0

| Teams | Sets | 1 | 2 | 3 | Total |
|-------------------------|------------------|-------|-------|---|-------|
| Conde/Baracetti (ARG) | 2 | 23 | 21 | | 44 |
| Samoilovs/Plavins (LAT) | 0 | 21 | 19 | | 40 |
| | Duration: | 25min | 20min | | 45min |

1st Referee: HAGENER Marc (GER)
2nd Referee: SEARLE Damien (GBR)

TEAM AND ATHLETE PERFORMANCES

| Baracetti Mariano Joaquin (c) | Conde Martin Alejo | TOTAL | | TOTAL | Plavins Martins | Samoilovs Aleksandrs (c) |
|----------------------------------|-----------------------|-------|-------------------------|-------|--------------------|-----------------------------|
| 22 | 21 | 43 | Service Attempts | 41 | 23 | 18 |
| 1 | 1 | 2 | Service Faults | 1 | 1 | 0 |
| 0 | 0 | 0 | Service Aces | 0 | 0 | 0 |
| 40 km/h | 50 km/h | | Fastest Serve | | 53 km/h | 47 km/h |
| 32 | 20 | 52 | Attack Attempts | 53 | 31 | 22 |
| 18 | 15 | 33 | Attack Successes | 27 | 16 | 11 |
| 6 | 0 | 6 | Block Successes | 2 | 0 | 2 |
| | | 5 | Opponent Errors | 11 | | |
| 0 | 0 | 0 | Dig Successes | 3 | 3 | 0 |

Number of Spectators: **4900**

WEATHER CONDITIONS

| | | | |
|-------------------|----------------|----------------------|------------|
| AIR TEMPERATURE: | 20.5°C / 69°F | HUMIDITY: | 98 % |
| SAND TEMPERATURE: | 23.4°C / 74°F | CONDITIONS: | Light Rain |
| WIND DIRECTION: | North | BAROMETRIC PRESSURE: | 1002.0 Mb |
| WIND SPEED: | 9 km/h / 6 mph | | |

Legend:
(c) Captain



B3 **MATCH RESULTS**

单场比赛成绩 / RÉSULTAT DU MATCH

Rogers/Dalhausser (USA) vs Heyer/Heuscher (SUI)

2 0

| Teams | Sets | 1 | 2 | 3 | Total |
|-------------------------|------------------|-------|-------|---|-------|
| Rogers/Dalhausser (USA) | 2 | 21 | 21 | | 42 |
| Heyer/Heuscher (SUI) | 0 | 15 | 10 | | 25 |
| | Duration: | 23min | 19min | | 42min |

1st Referee: CESARE Stefano (ITA)

2nd Referee: WANG Leijun (CHN)

TEAM AND ATHLETE PERFORMANCES

| Dalhausser Philip | Rogers Todd (c) | TOTAL | | TOTAL | Heyer Sascha | Heuscher Patrick (c) |
|-------------------|-----------------|-------|-------------------------|-------|--------------|----------------------|
| 15 | 26 | 41 | Service Attempts | 26 | 16 | 10 |
| 1 | 1 | 2 | Service Faults | 2 | 1 | 1 |
| 3 | 1 | 4 | Service Aces | 2 | 2 | 0 |
| 89 km/h | 51 km/h | | Fastest Serve | | 79 km/h | 94 km/h |

| | | | | | | |
|----|----|----|-------------------------|----|----|---|
| 16 | 17 | 33 | Attack Attempts | 44 | 38 | 6 |
| 11 | 12 | 23 | Attack Successes | 18 | 14 | 4 |

| | | | | | | |
|---|---|---|------------------------|---|---|---|
| 7 | 0 | 7 | Block Successes | 0 | 0 | 0 |
|---|---|---|------------------------|---|---|---|

| | | |
|---|------------------------|---|
| 8 | Opponent Errors | 5 |
|---|------------------------|---|

| | | | | | | |
|---|---|---|----------------------|---|---|---|
| 2 | 6 | 8 | Dig Successes | 5 | 4 | 1 |
|---|---|---|----------------------|---|---|---|

Number of Spectators: **6100**

| WEATHER CONDITIONS | | | |
|--------------------|-------------------|----------------------|-----------|
| AIR TEMPERATURE: | 25.3°C / 78°F | HUMIDITY: | 84 % |
| SAND TEMPERATURE: | 25.5°C / 78°F | CONDITIONS: | Cloudy |
| WIND DIRECTION: | East | BAROMETRIC PRESSURE: | 1004.2 Mb |
| WIND SPEED: | 5.76 km/h / 4 mph | | |

Legend:
(c) Captain



B3

MATCH RESULTS

单场比赛成绩 / RÉSULTAT DU MATCH

Ricardo/Emanuel (BRA) vs Fernandes/Morais (ANG)

2 0

| Teams | Sets | 1 | 2 | 3 | Total |
|------------------------|------------------|-------|-------|---|-------|
| Ricardo/Emanuel (BRA) | 2 | 21 | 21 | | 42 |
| Fernandes/Morais (ANG) | 0 | 8 | 13 | | 21 |
| | Duration: | 18min | 22min | | 40min |

1st Referee: LU Weiping (CHN)
2nd Referee: SEARLE Damien (GBR)

TEAM AND ATHLETE PERFORMANCES

| Santos Ricardo (c) | Rego Emanuel | TOTAL | | TOTAL | Abreu Morais Santos | Fernandes Emanuel de Jesus R da Cos (c) |
|--------------------|--------------|-------|-------------------------|-------|---------------------|---|
| 17 | 24 | 41 | Service Attempts | 22 | 12 | 10 |
| 2 | 2 | 4 | Service Faults | 4 | 2 | 2 |
| 2 | 8 | 10 | Service Aces | 0 | 0 | 0 |
| 75 km/h | 82 km/h | | Fastest Serve | | 82 km/h | 72 km/h |
| 14 | 20 | 34 | Attack Attempts | 37 | 17 | 20 |
| 6 | 12 | 18 | Attack Successes | 9 | 4 | 5 |
| 0 | 1 | 1 | Block Successes | 3 | 1 | 2 |
| | | 13 | Opponent Errors | 9 | | |
| 3 | 9 | 12 | Dig Successes | 6 | 3 | 3 |

Number of Spectators: **12000**

WEATHER CONDITIONS

| | | | |
|-------------------|-------------------|----------------------|---------|
| AIR TEMPERATURE: | 37.2°C / 99°F | HUMIDITY: | 59 % |
| SAND TEMPERATURE: | 30.1°C / 86°F | CONDITIONS: | Cloudy |
| WIND DIRECTION: | West South-West | BAROMETRIC PRESSURE: | 1000 Mb |
| WIND SPEED: | 4.32 km/h / 3 mph | | |

Legend:
(c) Captain



B3

MATCH RESULTS

单场比赛成绩 / RÉSULTAT DU MATCH

Schacht/Slack (AUS) vs Geor/Gia (GEO)

2 0

| Teams | Sets | 1 | 2 | 3 | Total |
|---------------------|------------------|-------|-------|---|-------|
| Schacht/Slack (AUS) | 2 | 21 | 21 | | 42 |
| Geor/Gia (GEO) | 0 | 17 | 19 | | 36 |
| | Duration: | 23min | 23min | | 46min |

1st Referee: HAAS Andrea (AUT)
2nd Referee: BERARD Marc (FRA)

TEAM AND ATHLETE PERFORMANCES

| Schacht Andrew (c) | Slack Joshua | TOTAL | | TOTAL | Gomes Renato | Terceiro Jorge (c) |
|-----------------------|-----------------|-------|------------------|-------|-----------------|-----------------------|
| 23 | 18 | 41 | Service Attempts | 37 | 18 | 19 |
| 2 | 1 | 3 | Service Faults | 8 | 3 | 5 |
| 2 | 3 | 5 | Service Aces | 0 | 0 | 0 |
| 82 km/h | 87 km/h | | Fastest Serve | | 72 km/h | 87 km/h |
| 14 | 25 | 39 | Attack Attempts | 36 | 22 | 14 |
| 7 | 14 | 21 | Attack Successes | 18 | 12 | 6 |
| 0 | 4 | 4 | Block Successes | 4 | 4 | 0 |
| | 12 | | Opponent Errors | 14 | | |
| 3 | 0 | 3 | Dig Successes | 0 | 0 | 0 |

Number of Spectators: **12000**

WEATHER CONDITIONS

| | | | |
|-------------------|-------------------|----------------------|----------|
| AIR TEMPERATURE: | 37.5°C / 100°F | HUMIDITY: | 54 % |
| SAND TEMPERATURE: | 30.9°C / 88°F | CONDITIONS: | Cloudy |
| WIND DIRECTION: | West South-West | BAROMETRIC PRESSURE: | 999.6 Mb |
| WIND SPEED: | 9.00 km/h / 6 mph | | |

Legend:
(c) Captain



B3

MATCH RESULTS

单场比赛成绩 / RÉSULTAT DU MATCH

Ricardo/Emanuel (BRA) vs Geor/Gia (GEO)

2 0

| Teams | Sets | 1 | 2 | 3 | Total |
|-----------------------|------------------|-------|-------|---|-------|
| Ricardo/Emanuel (BRA) | 2 | 21 | 21 | | 42 |
| Geor/Gia (GEO) | 0 | 19 | 17 | | 36 |
| | Duration: | 24min | 22min | | 46min |

1st Referee: PERSONENI Jonas (SUI)

2nd Referee: SAPP Glenn (USA)

TEAM AND ATHLETE PERFORMANCES

| Santos Ricardo (c) | Rego Emanuel | TOTAL | | TOTAL | Gomes Renato | Terceiro Jorge (c) |
|--------------------|--------------|-------|------------------|-------|--------------|--------------------|
| 20 | 21 | 41 | Service Attempts | 37 | 20 | 17 |
| 3 | 2 | 5 | Service Faults | 4 | 2 | 2 |
| 0 | 0 | 0 | Service Aces | 1 | 1 | 0 |
| 70 km/h | 82 km/h | | Fastest Serve | | 82 km/h | 82 km/h |
| 22 | 26 | 48 | Attack Attempts | 47 | 31 | 16 |
| 13 | 14 | 27 | Attack Successes | 22 | 15 | 7 |
| 1 | 0 | 1 | Block Successes | 2 | 2 | 0 |
| | | 14 | Opponent Errors | 11 | | |
| 5 | 4 | 9 | Dig Successes | 1 | 0 | 1 |

Number of Spectators: **6500**

WEATHER CONDITIONS

| | | | |
|-------------------|-------------------|----------------------|-----------|
| AIR TEMPERATURE: | 29.2°C / 85°F | HUMIDITY: | 88 % |
| SAND TEMPERATURE: | 25.5°C / 78°F | CONDITIONS: | Cloudy |
| WIND DIRECTION: | North North-West | BAROMETRIC PRESSURE: | 1003.1 Mb |
| WIND SPEED: | 6.84 km/h / 4 mph | | |

Legend:
(c) Captain



CHAORYANG PARK BV GROUND
 朝阳公园沙滩排球场
 TERRAIN DU PARC DE CHAOYANG

MON 星期一 LUN
 11 AUG 2008
 10:00

BEACH VOLLEYBALL
 沙滩排球 / VOLLEYBALL DE PLAGE

MEN
 男子项目 / HOMMES

PRELIMINARY PHASE - POOL C - MATCH 18
 预赛C组 - 第18场 / TOUR PRÉLIMINAIRE - GROUPE C - MATCH 18



B3

MATCH RESULTS

单场比赛成绩 / RÉSULTAT DU MATCH

Schacht/Slack (AUS) vs Fernandes/Morais (ANG)

2 0

| Teams | Sets | 1 | 2 | 3 | Total |
|------------------------|------------------|-------|-------|---|-------|
| Schacht/Slack (AUS) | 2 | 21 | 21 | | 42 |
| Fernandes/Morais (ANG) | 0 | 15 | 9 | | 24 |
| | Duration: | 20min | 18min | | 38min |

1st Referee: LU Weiping (CHN)
 2nd Referee: PERSONENI Jonas (SUI)

TEAM AND ATHLETE PERFORMANCES

| Schacht Andrew (c) | Slack Joshua | TOTAL | | TOTAL | Abreu Morais Santos | Fernandes Emanuel de Jesus R da Cos (c) |
|-----------------------|-----------------|-------|-------------------------|-------|------------------------|--|
| 16 | 24 | 40 | Service Attempts | 26 | 15 | 11 |
| 1 | 8 | 9 | Service Faults | 5 | 1 | 4 |
| 1 | 4 | 5 | Service Aces | 1 | 1 | 0 |
| 91 km/h | 90 km/h | | Fastest Serve | | 83 km/h | 83 km/h |
| 8 | 25 | 33 | Attack Attempts | 32 | 23 | 9 |
| 6 | 18 | 24 | Attack Successes | 10 | 6 | 4 |
| 0 | 1 | 1 | Block Successes | 0 | 0 | 0 |
| | | 12 | Opponent Errors | 13 | | |
| 8 | 3 | 11 | Dig Successes | 2 | 2 | 0 |

Number of Spectators:

| WEATHER CONDITIONS | | | |
|--------------------|----------------|----------------------|-----------|
| AIR TEMPERATURE: | 23.8°C / 75°F | HUMIDITY: | 97 % |
| SAND TEMPERATURE: | 23.5°C / 74°F | CONDITIONS: | Rain |
| WIND DIRECTION: | North | BAROMETRIC PRESSURE: | 1003.2 Mb |
| WIND SPEED: | 9 km/h / 6 mph | | |

Legend:
 (c) Captain





B3 MATCH RESULTS

单场比赛成绩 / RÉSULTAT DU MATCH

Geor/Gia (GEO) vs Fernandes/Morais (ANG)

2 0

| Teams | Sets | 1 | 2 | 3 | Total |
|------------------------|------------------|-------|-------|---|-------|
| Geor/Gia (GEO) | 2 | 21 | 21 | | 42 |
| Fernandes/Morais (ANG) | 0 | 14 | 13 | | 27 |
| | Duration: | 21min | 19min | | 40min |

1st Referee: LIU Hongyu (CHN)

2nd Referee: PERSONENI Jonas (SUI)

TEAM AND ATHLETE PERFORMANCES

| Gomes Renato | Terceiro Jorge (c) | TOTAL | | TOTAL | Abreu Morais Santos | Fernandes Emanuel (c) |
|--------------|--------------------|-------|------------------|-------|---------------------|-----------------------|
| 23 | 17 | 40 | Service Attempts | 29 | 17 | 12 |
| 3 | 1 | 4 | Service Faults | 3 | 1 | 2 |
| 2 | 1 | 3 | Service Aces | 0 | 0 | 0 |
| 63 km/h | 57 km/h | | Fastest Serve | | 69 km/h | 75 km/h |
| 25 | 11 | 36 | Attack Attempts | 41 | 28 | 13 |
| 15 | 7 | 22 | Attack Successes | 17 | 11 | 6 |
| 4 | 0 | 4 | Block Successes | 1 | 0 | 1 |
| | | 13 | Opponent Errors | 9 | | |
| 0 | 3 | 3 | Dig Successes | 1 | 1 | 0 |

Number of Spectators: **4100**

WEATHER CONDITIONS

| | | | |
|-------------------|-------------------|----------------------|-----------|
| AIR TEMPERATURE: | 30.3°C / 87°F | HUMIDITY: | 66 % |
| SAND TEMPERATURE: | 28.8°C / 84°F | CONDITIONS: | Cloudy |
| WIND DIRECTION: | South-East | BAROMETRIC PRESSURE: | 1003.8 Mb |
| WIND SPEED: | 5.76 km/h / 4 mph | | |

Legend:
(c) Captain



B3

MATCH RESULTS

单场比赛成绩 / RÉSULTAT DU MATCH

Ricardo/Emanuel (BRA) vs Schacht/Slack (AUS)

2 0

| Teams | Sets | 1 | 2 | 3 | Total |
|-----------------------|------------------|-------|-------|---|-------|
| Ricardo/Emanuel (BRA) | 2 | 21 | 21 | | 42 |
| Schacht/Slack (AUS) | 0 | 14 | 17 | | 31 |
| | Duration: | 22min | 22min | | 44min |

1st Referee: DAHLE Geir (NOR)
2nd Referee: WANG Leijun (CHN)

TEAM AND ATHLETE PERFORMANCES

| Santos Ricardo (c) | Rego Emanuel | TOTAL | | TOTAL | Schacht Andrew (c) | Slack Joshua |
|-----------------------|-----------------|-------|-------------------------|-------|-----------------------|-----------------|
| 21 | 20 | 41 | Service Attempts | 32 | 14 | 18 |
| 1 | 1 | 2 | Service Faults | 7 | 0 | 7 |
| 0 | 0 | 0 | Service Aces | 1 | 0 | 1 |
| 72 km/h | 72 km/h | | Fastest Serve | | 83 km/h | 98 km/h |
| 16 | 23 | 39 | Attack Attempts | 50 | 17 | 33 |
| 13 | 15 | 28 | Attack Successes | 25 | 6 | 19 |
| 1 | 0 | 1 | Block Successes | 1 | 0 | 1 |
| | | 13 | Opponent Errors | 4 | | |
| 2 | 3 | 5 | Dig Successes | 1 | 0 | 1 |

Number of Spectators: **7200**

WEATHER CONDITIONS

| | | | |
|-------------------|-------------------|----------------------|-----------|
| AIR TEMPERATURE: | 27.1°C / 81°F | HUMIDITY: | 76 % |
| SAND TEMPERATURE: | 27.9°C / 82°F | CONDITIONS: | Cloudy |
| WIND DIRECTION: | South-West | BAROMETRIC PRESSURE: | 1002.6 Mb |
| WIND SPEED: | 2.52 km/h / 2 mph | | |

Legend:
(c) Captain



B3

MATCH RESULTS

单场比赛成绩 / RÉSULTAT DU MATCH

Marcio Araujo/Fabio Luiz (BRA) vs Lione/Amore (ITA)

2 0

| Teams | Sets | 1 | 2 | 3 | Total |
|--------------------------------|------------------|-------|-------|---|-------|
| Marcio Araujo/Fabio Luiz (BRA) | 2 | 21 | 21 | | 42 |
| Lione/Amore (ITA) | 0 | 18 | 18 | | 36 |
| | Duration: | 25min | 27min | | 52min |

1st Referee: BERARD Marc (FRA)
2nd Referee: RAMIREZ Miguel Angel (MEX)

TEAM AND ATHLETE PERFORMANCES

| Araujo Marcio (c) | Magalhaes Fabio | TOTAL | | TOTAL | Lione Riccardo (c) | Amore Eugenio |
|----------------------|--------------------|-------|-------------------------|-------|-----------------------|------------------|
| 21 | 20 | 41 | Service Attempts | 37 | 21 | 16 |
| 3 | 0 | 3 | Service Faults | 4 | 1 | 3 |
| 2 | 0 | 2 | Service Aces | 2 | 2 | 0 |
| 92 km/h | 47 km/h | | Fastest Serve | | 76 km/h | 84 km/h |
| 13 | 33 | 46 | Attack Attempts | 44 | 31 | 13 |
| 8 | 20 | 28 | Attack Successes | 20 | 15 | 5 |
| 0 | 5 | 5 | Block Successes | 2 | 2 | 0 |
| | 7 | | Opponent Errors | 12 | | |
| 14 | 2 | 16 | Dig Successes | 4 | 1 | 3 |

Number of Spectators: **7180**

WEATHER CONDITIONS

| | | | |
|-------------------|-------------------|----------------------|-----------|
| AIR TEMPERATURE: | 28.5°C / 83°F | HUMIDITY: | 91 % |
| SAND TEMPERATURE: | 28.1°C / 83°F | CONDITIONS: | Cloudy |
| WIND DIRECTION: | North | BAROMETRIC PRESSURE: | 1000.3 Mb |
| WIND SPEED: | 6.84 km/h / 4 mph | | |

Legend:
(c) Captain



B3

MATCH RESULTS

单场比赛成绩 / RÉSULTAT DU MATCH

Barsuk/Kolodinskiy (RUS) vs Doppler/Gartmayer (AUT)

1 2

| Teams | Sets | 1 | 2 | 3 | Total |
|--------------------------|------------------|-------|-------|-------|-------|
| Barsuk/Kolodinskiy (RUS) | 1 | 16 | 21 | 14 | 51 |
| Doppler/Gartmayer (AUT) | 2 | 21 | 18 | 16 | 55 |
| | Duration: | 20min | 21min | 17min | 58min |

1st Referee: FRIESEN Darryl (CAN)

2nd Referee: LIU Hongyu (CHN)

TEAM AND ATHLETE PERFORMANCES

| Kolodinskiy Igor (c) | Barsuk Dmitry | TOTAL | | TOTAL | Doppler Clemens (c) | Gartmayer Peter |
|----------------------|---------------|-------|-------------------------|-------|---------------------|-----------------|
| 22 | 30 | 52 | Service Attempts | 54 | 27 | 27 |
| 2 | 1 | 3 | Service Faults | 9 | 6 | 3 |
| 0 | 0 | 0 | Service Aces | 1 | 1 | 0 |
| 86 km/h | 91 km/h | | Fastest Serve | | 90 km/h | 93 km/h |
| 15 | 44 | 59 | Attack Attempts | 65 | 21 | 44 |
| 9 | 24 | 33 | Attack Successes | 37 | 8 | 29 |
| 2 | 0 | 2 | Block Successes | 7 | 1 | 6 |
| | | 16 | Opponent Errors | 10 | | |
| 0 | 9 | 9 | Dig Successes | 1 | 1 | 0 |

Number of Spectators: **400**

WEATHER CONDITIONS

| | | | |
|-------------------|------------------|----------------------|-----------|
| AIR TEMPERATURE: | 21.6°C / 71°F | HUMIDITY: | 97 % |
| SAND TEMPERATURE: | 23.6°C / 74°F | CONDITIONS: | Rain |
| WIND DIRECTION: | North | BAROMETRIC PRESSURE: | 1002.3 Mb |
| WIND SPEED: | 5.4 km/h / 3 mph | | |

Legend:
(c) Captain



B3

MATCH RESULTS

单场比赛成绩 / RÉSULTAT DU MATCH

Marcio Araujo/Fabio Luiz (BRA) vs Doppler/Gartmayer (AUT)

1 2

| Teams | Sets | 1 | 2 | 3 | Total |
|--------------------------------|------------------|-------|-------|-------|----------|
| Marcio Araujo/Fabio Luiz (BRA) | 1 | 22 | 19 | 11 | 52 |
| Doppler/Gartmayer (AUT) | 2 | 20 | 21 | 15 | 56 |
| | Duration: | 26min | 24min | 14min | 1h 04min |

1st Referee: SAPP Glenn (USA)
 2nd Referee: RAMIREZ Miguel Angel (MEX)

TEAM AND ATHLETE PERFORMANCES

| Araujo Marcio (c) | Magalhaes Fabio | TOTAL | | TOTAL | Doppler Clemens (c) | Gartmayer Peter |
|----------------------|--------------------|-------|-------------------------|-------|------------------------|--------------------|
| 25 | 28 | 53 | Service Attempts | 55 | 30 | 25 |
| 4 | 1 | 5 | Service Faults | 7 | 5 | 2 |
| 2 | 0 | 2 | Service Aces | 4 | 4 | 0 |
| 81 km/h | 70 km/h | | Fastest Serve | | 84 km/h | 91 km/h |
| 15 | 40 | 55 | Attack Attempts | 55 | 15 | 40 |
| 8 | 25 | 33 | Attack Successes | 38 | 12 | 26 |
| 0 | 4 | 4 | Block Successes | 4 | 0 | 4 |
| | | 13 | Opponent Errors | 10 | | |
| 3 | 0 | 3 | Dig Successes | 4 | 3 | 1 |

Number of Spectators: **6000**

WEATHER CONDITIONS

| | | | |
|-------------------|-------------------|----------------------|-----------|
| AIR TEMPERATURE: | 28.9°C / 84°F | HUMIDITY: | 70 % |
| SAND TEMPERATURE: | 21.2°C / 70°F | CONDITIONS: | Cloudy |
| WIND DIRECTION: | North-East | BAROMETRIC PRESSURE: | 1005.3 Mb |
| WIND SPEED: | 3.96 km/h / 2 mph | | |

Legend:
 (c) Captain



B3

MATCH RESULTS

单场比赛成绩 / RÉSULTAT DU MATCH

Barsuk/Kolodinskiy (RUS) vs Lione/Amore (ITA)

2 0

| Teams | Sets | 1 | 2 | 3 | Total |
|--------------------------|------------------|-------|-------|---|-------|
| Barsuk/Kolodinskiy (RUS) | 2 | 21 | 21 | | 42 |
| Lione/Amore (ITA) | 0 | 17 | 13 | | 30 |
| | Duration: | 21min | 16min | | 37min |

1st Referee: FRIESEN Darryl (CAN)

2nd Referee: DAHLE Geir (NOR)

TEAM AND ATHLETE PERFORMANCES

| Kolodinskiy Igor (c) | Barsuk Dmitry | TOTAL | | TOTAL | Lione Riccardo (c) | Amore Eugenio |
|----------------------|---------------|-------|-------------------------|-------|--------------------|---------------|
| 17 | 24 | 41 | Service Attempts | 31 | 17 | 14 |
| 6 | 0 | 6 | Service Faults | 8 | 3 | 5 |
| 0 | 3 | 3 | Service Aces | 1 | 1 | 0 |
| 109 km/h | 52 km/h | | Fastest Serve | | 99 km/h | 75 km/h |

| | | | | | | |
|----|----|----|-------------------------|----|----|----|
| 11 | 22 | 33 | Attack Attempts | 39 | 22 | 17 |
| 6 | 16 | 22 | Attack Successes | 15 | 9 | 6 |

| | | | | | | |
|---|---|---|------------------------|---|---|---|
| 1 | 2 | 3 | Block Successes | 4 | 3 | 1 |
|---|---|---|------------------------|---|---|---|

| | | |
|----|------------------------|----|
| 14 | Opponent Errors | 10 |
|----|------------------------|----|

| | | | | | | |
|---|---|---|----------------------|---|---|---|
| 1 | 7 | 8 | Dig Successes | 3 | 2 | 1 |
|---|---|---|----------------------|---|---|---|

Number of Spectators: **6800**

| WEATHER CONDITIONS | | | |
|--------------------|-------------------|----------------------|-----------|
| AIR TEMPERATURE: | 26.6°C / 80°F | HUMIDITY: | 79 % |
| SAND TEMPERATURE: | 27.2°C / 81°F | CONDITIONS: | Cloudy |
| WIND DIRECTION: | South | BAROMETRIC PRESSURE: | 1004.3 Mb |
| WIND SPEED: | 4.68 km/h / 3 mph | | |

Legend:
(c) Captain



B3

MATCH RESULTS

单场比赛成绩 / RÉSULTAT DU MATCH

Doppler/Gartmayer (AUT) vs Lione/Amore (ITA)

2 0

| Teams | Sets | 1 | 2 | 3 | Total |
|-------------------------|------------------|-------|-------|---|-------|
| Doppler/Gartmayer (AUT) | 2 | 21 | 24 | | 45 |
| Lione/Amore (ITA) | 0 | 19 | 22 | | 41 |
| | Duration: | 21min | 22min | | 43min |

1st Referee: VILLAS-BOAS Maria Amelia (BRA)

2nd Referee: LIU Hongyu (CHN)

TEAM AND ATHLETE PERFORMANCES

| Doppler Clemens (c) | Gartmayer Peter | TOTAL | | TOTAL | Lione Riccardo (c) | Amore Eugenio |
|------------------------|--------------------|-------|------------------|-------|-----------------------|------------------|
| 20 | 24 | 44 | Service Attempts | 42 | 17 | 25 |
| 1 | 0 | 1 | Service Faults | 3 | 2 | 1 |
| 0 | 1 | 1 | Service Aces | 2 | 0 | 2 |
| 81 km/h | 64 km/h | | Fastest Serve | | 53 km/h | 89 km/h |
| 26 | 25 | 51 | Attack Attempts | 54 | 25 | 29 |
| 12 | 19 | 31 | Attack Successes | 31 | 13 | 18 |
| 0 | 3 | 3 | Block Successes | 3 | 3 | 0 |
| | 10 | | Opponent Errors | 5 | | |
| 5 | 0 | 5 | Dig Successes | 5 | 2 | 3 |

Number of Spectators: **3000**

WEATHER CONDITIONS

| | | | |
|-------------------|-------------------|----------------------|-----------|
| AIR TEMPERATURE: | 21.6°C / 71°F | HUMIDITY: | 90 % |
| SAND TEMPERATURE: | 25.5°C / 78°F | CONDITIONS: | Rain |
| WIND DIRECTION: | North North-West | BAROMETRIC PRESSURE: | 1002.5 Mb |
| WIND SPEED: | 9.36 km/h / 6 mph | | |

Legend:
(c) Captain



CHAOYANG PARK BV GROUND
朝阳公园沙滩排球馆
TERRAIN DU PARC DE CHAOYANG

THU 星期四 JEU
14 AUG 2008
18:00

BEACH VOLLEYBALL
沙滩排球 / VOLLEYBALL DE PLAGE

MEN
男子项目 / HOMMES

PRELIMINARY PHASE - POOL D - MATCH 32
预赛D组 - 第32场 / TOUR PRÉLIMINAIRE - GROUPE D - MATCH 32



B3

MATCH RESULTS

单场比赛成绩 / RÉSULTAT DU MATCH

Marcio Araujo/Fabio Luiz (BRA) vs Barsuk/Kolodinskiy (RUS)

2 0

| Teams | Sets | 1 | 2 | 3 | Total |
|--------------------------------|------------------|-------|-------|---|-------|
| Marcio Araujo/Fabio Luiz (BRA) | 2 | 24 | 21 | | 45 |
| Barsuk/Kolodinskiy (RUS) | 0 | 22 | 17 | | 39 |
| | Duration: | 27min | 21min | | 48min |

1st Referee: FRIESEN Darryl (CAN)

2nd Referee: WANG Leijun (CHN)

TEAM AND ATHLETE PERFORMANCES

| Araujo Marcio (c) | Magalhaes Fabio | TOTAL | | TOTAL | Kolodinskiy Igor (c) | Barsuk Dmitry |
|-------------------|-----------------|-------|------------------|-------|----------------------|---------------|
| 26 | 18 | 44 | Service Attempts | 40 | 20 | 20 |
| 3 | 3 | 6 | Service Faults | 2 | 2 | 0 |
| 1 | 0 | 1 | Service Aces | 2 | 1 | 1 |
| 84 km/h | 63 km/h | | Fastest Serve | | 104 km/h | 73 km/h |
| 14 | 32 | 46 | Attack Attempts | 45 | 8 | 37 |
| 9 | 22 | 31 | Attack Successes | 24 | 6 | 18 |
| 0 | 8 | 8 | Block Successes | 4 | 4 | 0 |
| | 5 | | Opponent Errors | 9 | | |
| 7 | 0 | 7 | Dig Successes | 3 | 2 | 1 |

Number of Spectators: 400

WEATHER CONDITIONS

| | | | |
|-------------------|-------------------|----------------------|-----------|
| AIR TEMPERATURE: | 20.7°C / 69°F | HUMIDITY: | 97 % |
| SAND TEMPERATURE: | 24.3°C / 76°F | CONDITIONS: | Rain |
| WIND DIRECTION: | North | BAROMETRIC PRESSURE: | 1004.1 Mb |
| WIND SPEED: | 8.28 km/h / 5 mph | | |

Legend:
(c) Captain



CHAOYANG PARK BV GROUND
朝阳公园沙滩排球场
TERRAIN DU PARC DE CHAOYANG

SAT 星期六 SAM
9 AUG 2008
10:00

BEACH VOLLEYBALL
沙滩排球 / VOLLEYBALL DE PLAGE

MEN
男子项目 / HOMMES

PRELIMINARY PHASE - POOL E - MATCH 9
预赛E组 - 第9场 / TOUR PRÉLIMINAIRE - GROUPE E - MATCH 9



B3

MATCH RESULTS

单场比赛成绩 / RÉSULTAT DU MATCH

Nummerdor/Schuil (NED) vs Laciga M./Schnider (SUI)

2 0

| Teams | Sets | 1 | 2 | 3 | Total |
|--------------------------|------------------|-------|-------|---|-------|
| Nummerdor/Schuil (NED) | 2 | 21 | 21 | | 42 |
| Laciga M./Schnider (SUI) | 0 | 14 | 15 | | 29 |
| | Duration: | 27min | 20min | | 47min |

1st Referee: CASUTT Richard (NZL)

2nd Referee: SAPP Glenn (USA)

TEAM AND ATHLETE PERFORMANCES

| Nummerdor Reinder (c) | Schuil Richard | TOTAL | | TOTAL | Laciga Martin (c) | Schnider Jan |
|--------------------------|-------------------|-------|-------------------------|-------|----------------------|-----------------|
| 26 | 15 | 41 | Service Attempts | 30 | 17 | 13 |
| 1 | 3 | 4 | Service Faults | 11 | 6 | 5 |
| 0 | 1 | 1 | Service Aces | 2 | 2 | 0 |
| 89 km/h | 96 km/h | | Fastest Serve | | 88 km/h | 88 km/h |
| 17 | 11 | 28 | Attack Attempts | 41 | 17 | 24 |
| 11 | 9 | 20 | Attack Successes | 16 | 7 | 9 |
| 0 | 6 | 6 | Block Successes | 1 | 0 | 1 |
| | | 15 | Opponent Errors | 10 | | |
| 5 | 1 | 6 | Dig Successes | 3 | 0 | 3 |

Number of Spectators: **9139**

WEATHER CONDITIONS

| | | | |
|-------------------|-------------------|----------------------|-----------|
| AIR TEMPERATURE: | 27.3°C / 81°F | HUMIDITY: | 83 % |
| SAND TEMPERATURE: | 28.2°C / 83°F | CONDITIONS: | Cloudy |
| WIND DIRECTION: | South South-East | BAROMETRIC PRESSURE: | 1001.5 Mb |
| WIND SPEED: | 3.96 km/h / 2 mph | | |

Legend:
(c) Captain



B3

MATCH RESULTS

单场比赛成绩 / RÉSULTAT DU MATCH

Klemperer/Koreng (GER) vs Kjemperud/Skarlund (NOR)

2 1

| Teams | Sets | 1 | 2 | 3 | Total |
|--------------------------|------------------|-------|-------|-------|----------|
| Klemperer/Koreng (GER) | 2 | 19 | 22 | 15 | 56 |
| Kjemperud/Skarlund (NOR) | 1 | 21 | 20 | 7 | 48 |
| | Duration: | 24min | 26min | 12min | 1h 02min |

1st Referee: CESARE Stefano (ITA)
 2nd Referee: VILLAS-BOAS Maria Amelia (BRA)

TEAM AND ATHLETE PERFORMANCES

| Koreng Eric (c) | Klemperer David | TOTAL | | TOTAL | Kjemperud Joerre (c) | Skarlund Tarjei |
|-----------------|-----------------|-------|-------------------------|-------|----------------------|-----------------|
| 28 | 27 | 55 | Service Attempts | 49 | 24 | 25 |
| 1 | 2 | 3 | Service Faults | 12 | 5 | 7 |
| 0 | 0 | 0 | Service Aces | 2 | 1 | 1 |
| 59 km/h | 72 km/h | | Fastest Serve | | 82 km/h | 84 km/h |
| 21 | 36 | 57 | Attack Attempts | 68 | 53 | 15 |
| 12 | 20 | 32 | Attack Successes | 31 | 20 | 11 |
| 4 | 0 | 4 | Block Successes | 3 | 0 | 3 |
| | | 20 | Opponent Errors | 12 | | |
| 5 | 6 | 11 | Dig Successes | 11 | 7 | 4 |

Number of Spectators: **12000**

WEATHER CONDITIONS

| | | | |
|-------------------|-------------------|----------------------|-----------|
| AIR TEMPERATURE: | 29.3°C / 85°F | HUMIDITY: | 82 % |
| SAND TEMPERATURE: | 30.2°C / 86°F | CONDITIONS: | Cloudy |
| WIND DIRECTION: | South-East | BAROMETRIC PRESSURE: | 1000.4 Mb |
| WIND SPEED: | 9.00 km/h / 6 mph | | |

Legend:
 (c) Captain



CHAOYANG PARK BV GROUND
 朝阳公园沙滩排球场
 TERRAIN DU PARC DE CHAOYANG

MON 星期一 LUN
 11 AUG 2008
 21:00

BEACH VOLLEYBALL
 沙滩排球 / VOLLEYBALL DE PLAGE

MEN
 男子项目 / HOMMES

PRELIMINARY PHASE - POOL E - MATCH 21
 预赛E组 - 第21场 / TOUR PRÉLIMINAIRE - GROUPE E - MATCH 21



B3

MATCH RESULTS

单场比赛成绩 / RÉSULTAT DU MATCH

Nummerdor/Schuil (NED) vs Kjemperud/Skarlund (NOR)

2 1

| Teams | Sets | 1 | 2 | 3 | Total |
|--------------------------|------------------|-------|-------|-------|-------|
| Nummerdor/Schuil (NED) | 2 | 13 | 21 | 15 | 49 |
| Kjemperud/Skarlund (NOR) | 1 | 21 | 15 | 9 | 45 |
| | Duration: | 16min | 20min | 13min | 49min |

1st Referee: FRIESEN Darryl (CAN)
 2nd Referee: VILLAS-BOAS Maria Amelia (BRA)

TEAM AND ATHLETE PERFORMANCES

| Nummerdor Reinder (c) | Schuil Richard | TOTAL | | TOTAL | Kjemperud Joerre (c) | Skarlund Tarjei |
|--------------------------|-------------------|-------|-------------------------|-------|-------------------------|--------------------|
| 23 | 25 | 48 | Service Attempts | 46 | 28 | 18 |
| 4 | 4 | 8 | Service Faults | 9 | 5 | 4 |
| 2 | 2 | 4 | Service Aces | 3 | 3 | 0 |
| 87 km/h | 94 km/h | | Fastest Serve | | 84 km/h | 89 km/h |

| | | | | | | |
|----|----|----|-------------------------|----|----|----|
| 23 | 29 | 52 | Attack Attempts | 50 | 34 | 16 |
| 13 | 12 | 25 | Attack Successes | 24 | 16 | 8 |

| | | | | | | |
|---|---|---|------------------------|---|---|---|
| 0 | 5 | 5 | Block Successes | 2 | 0 | 2 |
|---|---|---|------------------------|---|---|---|

| | | |
|----|------------------------|----|
| 15 | Opponent Errors | 16 |
|----|------------------------|----|

| | | | | | | |
|---|---|----|----------------------|---|---|---|
| 8 | 7 | 15 | Dig Successes | 7 | 3 | 4 |
|---|---|----|----------------------|---|---|---|

Number of Spectators: **8200**

| WEATHER CONDITIONS | | | |
|--------------------|-------------------|----------------------|-----------|
| AIR TEMPERATURE: | 25.5°C / 78°F | HUMIDITY: | 82 % |
| SAND TEMPERATURE: | 25.6°C / 78°F | CONDITIONS: | Cloudy |
| WIND DIRECTION: | South-East | BAROMETRIC PRESSURE: | 1004.1 Mb |
| WIND SPEED: | 8.64 km/h / 5 mph | | |

Legend:
 (c) Captain



B3

MATCH RESULTS

单场比赛成绩 / RÉSULTAT DU MATCH

Klemperer/Koreng (GER) vs Laciga M./Schnider (SUI)

0 2

| Teams | Sets | 1 | 2 | 3 | Total |
|--------------------------|------------------|-------|-------|---|-------|
| Klemperer/Koreng (GER) | 0 | 15 | 15 | | 30 |
| Laciga M./Schnider (SUI) | 2 | 21 | 21 | | 42 |
| | Duration: | 19min | 28min | | 47min |

1st Referee: HAAS Andrea (AUT)
 2nd Referee: VILLAS-BOAS Maria Amelia (BRA)

TEAM AND ATHLETE PERFORMANCES

| Koreng Eric (c) | Klemperer David | TOTAL | | TOTAL | Laciga Martin (c) | Schnider Jan |
|-----------------|-----------------|-------|-------------------------|-------|-------------------|--------------|
| 13 | 18 | 31 | Service Attempts | 41 | 27 | 14 |
| 1 | 0 | 1 | Service Faults | 4 | 3 | 1 |
| 1 | 0 | 1 | Service Aces | 4 | 4 | 0 |
| 101 km/h | 53 km/h | | Fastest Serve | | 78 km/h | 84 km/h |
| 28 | 12 | 40 | Attack Attempts | 39 | 27 | 12 |
| 15 | 4 | 19 | Attack Successes | 26 | 15 | 11 |
| 1 | 0 | 1 | Block Successes | 3 | 3 | 0 |
| | | 9 | Opponent Errors | 9 | | |
| 0 | 4 | 4 | Dig Successes | 1 | 1 | 0 |

Number of Spectators: **3000**

| WEATHER CONDITIONS | | | |
|--------------------|-------------------|----------------------|-----------|
| AIR TEMPERATURE: | 25.1°C / 77°F | HUMIDITY: | 86 % |
| SAND TEMPERATURE: | 25.6°C / 78°F | CONDITIONS: | Cloudy |
| WIND DIRECTION: | East South-East | BAROMETRIC PRESSURE: | 1004.4 Mb |
| WIND SPEED: | 8.64 km/h / 5 mph | | |

Legend:
 (c) Captain



CHAOYANG PARK BV GROUND
朝阳公园沙滩排球场地
TERRAIN DU PARC DE CHAOYANG

WED 星期三 MER
13 AUG 2008
19:00

BEACH VOLLEYBALL
沙滩排球 / VOLLEYBALL DE PLAGE

MEN
男子项目 / HOMMES

PRELIMINARY PHASE - POOL E - MATCH 33
预赛E组 - 第33场 / TOUR PRÉLIMINAIRE - GROUPE E - MATCH 33



B3

MATCH RESULTS

单场比赛成绩 / RÉSULTAT DU MATCH

Kjemperud/Skarlund (NOR) vs Laciga M./Schnider (SUI)

0 2

| Teams | Sets | 1 | 2 | 3 | Total |
|--------------------------|------------------|-------|-------|---|-------|
| Kjemperud/Skarlund (NOR) | 0 | 17 | 13 | | 30 |
| Laciga M./Schnider (SUI) | 2 | 21 | 21 | | 42 |
| | Duration: | 22min | 20min | | 42min |

1st Referee: FRIESEN Darryl (CAN)
2nd Referee: SAPP Glenn (USA)

TEAM AND ATHLETE PERFORMANCES

| Kjemperud Joerre (c) | Skarlund Tarjei | TOTAL | | TOTAL | Laciga Martin (c) | Schnider Jan |
|----------------------|-----------------|-------|------------------|-------|-------------------|--------------|
| 19 | 12 | 31 | Service Attempts | 41 | 20 | 21 |
| 2 | 4 | 6 | Service Faults | 3 | 2 | 1 |
| 0 | 0 | 0 | Service Aces | 2 | 1 | 1 |
| 83 km/h | 84 km/h | | Fastest Serve | | 78 km/h | 52 km/h |
| 34 | 13 | 47 | Attack Attempts | 38 | 19 | 19 |
| 15 | 6 | 21 | Attack Successes | 22 | 12 | 10 |
| 0 | 1 | 1 | Block Successes | 1 | 1 | 0 |
| | | 8 | Opponent Errors | 17 | | |
| 5 | 0 | 5 | Dig Successes | 2 | 1 | 1 |

Number of Spectators: **11700**

WEATHER CONDITIONS

| | | | |
|-------------------|-------------------|----------------------|-----------|
| AIR TEMPERATURE: | 28.3°C / 83°F | HUMIDITY: | 71 % |
| SAND TEMPERATURE: | 28.1°C / 83°F | CONDITIONS: | Cloudy |
| WIND DIRECTION: | South | BAROMETRIC PRESSURE: | 1002.3 Mb |
| WIND SPEED: | 4.68 km/h / 3 mph | | |

Legend:
(c) Captain



CHAOYANG PARK BV GROUND
 朝阳公园沙滩排球馆
 TERRAIN DU PARC DE CHAOYANG

WED 星期三 MER
 13 AUG 2008
 20:00

BEACH VOLLEYBALL
 沙滩排球 / VOLLEYBALL DE PLAGE

MEN
 男子项目 / HOMMES

PRELIMINARY PHASE - POOL E - MATCH 34
 预赛E组 - 第34场 / TOUR PRÉLIMINAIRE - GROUPE E - MATCH 34



B3

MATCH RESULTS

单场比赛成绩 / RÉSULTAT DU MATCH

Nummerdor/Schuil (NED) vs Klemperer/Koreng (GER)

2 0

| Teams | Sets | 1 | 2 | 3 | Total |
|------------------------|------------------|-------|-------|---|-------|
| Nummerdor/Schuil (NED) | 2 | 21 | 21 | | 42 |
| Klemperer/Koreng (GER) | 0 | 16 | 16 | | 32 |
| | Duration: | 21min | 22min | | 43min |

1st Referee: CESARE Stefano (ITA)
 2nd Referee: VILLAS-BOAS Maria Amelia (BRA)

TEAM AND ATHLETE PERFORMANCES

| Nummerdor Reinder (c) | Schuil Richard | TOTAL | | TOTAL | Koreng Eric (c) | Klemperer David |
|--------------------------|-------------------|-------|-------------------------|-------|--------------------|--------------------|
| 19 | 22 | 41 | Service Attempts | 33 | 17 | 16 |
| 1 | 2 | 3 | Service Faults | 4 | 4 | 0 |
| 0 | 2 | 2 | Service Aces | 1 | 1 | 0 |
| 76 km/h | 99 km/h | | Fastest Serve | | 103 km/h | 90 km/h |
| 25 | 23 | 48 | Attack Attempts | 51 | 26 | 25 |
| 15 | 11 | 26 | Attack Successes | 21 | 11 | 10 |
| 0 | 3 | 3 | Block Successes | 2 | 2 | 0 |
| | 11 | | Opponent Errors | 8 | | |
| 13 | 1 | 14 | Dig Successes | 8 | 2 | 6 |

Number of Spectators: **8200**

| WEATHER CONDITIONS | | | |
|--------------------|-------------------|----------------------|-----------|
| AIR TEMPERATURE: | 27.8°C / 82°F | HUMIDITY: | 71 % |
| SAND TEMPERATURE: | 27.8°C / 82°F | CONDITIONS: | Cloudy |
| WIND DIRECTION: | West | BAROMETRIC PRESSURE: | 1002.4 Mb |
| WIND SPEED: | 2.88 km/h / 2 mph | | |

Legend:
 (c) Captain



CHAOYANG PARK BV GROUND
 朝阳公园沙滩排球场
 TERRAIN DU PARC DE CHAOYANG

SUN 星期天 DIM
 10 AUG 2008
 20:00

BEACH VOLLEYBALL
 沙滩排球 / VOLLEYBALL DE PLAGE

MEN
 男子项目 / HOMMES

PRELIMINARY PHASE - POOL F - MATCH 11
 预赛F组 - 第11场 / TOUR PRÉLIMINAIRE - GROUPE F - MATCH 11



B3

MATCH RESULTS

单场比赛成绩 / RÉSULTAT DU MATCH

Brink/Dieckmann Ch. (GER) vs Asahi/Shiratori (JPN)

2 0

| Teams | Sets | 1 | 2 | 3 | Total |
|---------------------------|------------------|-------|-------|---|-------|
| Brink/Dieckmann Ch. (GER) | 2 | 21 | 21 | | 42 |
| Asahi/Shiratori (JPN) | 0 | 18 | 18 | | 36 |
| | Duration: | 22min | 21min | | 43min |

1st Referee: WANG Leijun (CHN)

2nd Referee: DAHLE Geir (NOR)

TEAM AND ATHLETE PERFORMANCES

| Brink Julius (c) | Dieckmann Christoph | TOTAL | | TOTAL | Asahi Kentaro (c) | Shiratori Katsuhiko |
|------------------|---------------------|-------|-------------------------|-------|-------------------|---------------------|
| 21 | 21 | 42 | Service Attempts | 36 | 18 | 18 |
| 2 | 1 | 3 | Service Faults | 4 | 2 | 2 |
| 0 | 1 | 1 | Service Aces | 1 | 0 | 1 |
| 75 km/h | 54 km/h | | Fastest Serve | | 53 km/h | 75 km/h |

| | | | | | | |
|----|----|----|-------------------------|----|----|----|
| 14 | 31 | 45 | Attack Attempts | 41 | 22 | 19 |
| 8 | 20 | 28 | Attack Successes | 21 | 11 | 10 |

| | | | | | | |
|---|---|---|------------------------|---|---|---|
| 0 | 5 | 5 | Block Successes | 4 | 4 | 0 |
|---|---|---|------------------------|---|---|---|

| | | |
|---|------------------------|----|
| 8 | Opponent Errors | 10 |
|---|------------------------|----|

| | | | | | | |
|---|---|----|----------------------|---|---|---|
| 6 | 6 | 12 | Dig Successes | 2 | 0 | 2 |
|---|---|----|----------------------|---|---|---|

Number of Spectators: **7000**

| WEATHER CONDITIONS | | | |
|--------------------|-------------------|----------------------|-----------|
| AIR TEMPERATURE: | 23°C / 73°F | HUMIDITY: | 95 % |
| SAND TEMPERATURE: | 26.4°C / 80°F | CONDITIONS: | Rain |
| WIND DIRECTION: | North | BAROMETRIC PRESSURE: | 1000.9 Mb |
| WIND SPEED: | 7.92 km/h / 5 mph | | |

Legend:
 (c) Captain



CHAORYANG PARK BV GROUND
 朝阳公园沙滩排球场
 TERRAIN DU PARC DE CHAOYANG

SUN 星期天 DIM
 10 AUG 2008
 21:00

BEACH VOLLEYBALL
 沙滩排球 / VOLLEYBALL DE PLAGE

MEN
 男子项目 / HOMMES

PRELIMINARY PHASE - POOL F - MATCH 12
 预赛F组 - 第12场 / TOUR PRÉLIMINAIRE - GROUPE F - MATCH 12



B3

MATCH RESULTS

单场比赛成绩 / RÉSULTAT DU MATCH

Gibb/Rosenthal (USA) vs Boersma E./Rennes (NED)

2 0

| Teams | Sets | 1 | 2 | 3 | Total |
|-------------------------|------------------|-------|-------|---|-------|
| Gibb/Rosenthal (USA) | 2 | 21 | 21 | | 42 |
| Boersma E./Rennes (NED) | 0 | 16 | 15 | | 31 |
| | Duration: | 19min | 18min | | 37min |

1st Referee: HAAS Andrea (AUT)
 2nd Referee: FRIESEN Darryl (CAN)

TEAM AND ATHLETE PERFORMANCES

| Gibb Jacob (c) | Rosenthal Sean | TOTAL | | TOTAL | Rennes Bram (c) | Boersma Emiel |
|-------------------|-------------------|-------|-------------------------|-------|--------------------|------------------|
| 19 | 22 | 41 | Service Attempts | 32 | 16 | 16 |
| 0 | 0 | 0 | Service Faults | 4 | 2 | 2 |
| 0 | 0 | 0 | Service Aces | 0 | 0 | 0 |
| 50 km/h | 53 km/h | | Fastest Serve | | 53 km/h | 55 km/h |
| 24 | 21 | 45 | Attack Attempts | 54 | 17 | 37 |
| 15 | 12 | 27 | Attack Successes | 20 | 8 | 12 |
| 3 | 0 | 3 | Block Successes | 2 | 0 | 2 |
| | | 12 | Opponent Errors | 9 | | |
| 4 | 10 | 14 | Dig Successes | 4 | 3 | 1 |

Number of Spectators: **1200**

WEATHER CONDITIONS

| | | | |
|-------------------|-------------------|----------------------|-----------|
| AIR TEMPERATURE: | 22.9°C / 73°F | HUMIDITY: | 95 % |
| SAND TEMPERATURE: | 26.5°C / 80°F | CONDITIONS: | Rain |
| WIND DIRECTION: | North North-West | BAROMETRIC PRESSURE: | 1001.9 Mb |
| WIND SPEED: | 6.28 km/h / 4 mph | | |

Legend:
 (c) Captain



B3 MATCH RESULTS

单场比赛成绩 / RÉSULTAT DU MATCH

Brink/Dieckmann Ch. (GER) vs Boersma E./Rennes (NED)

0 2

| Teams | Sets | 1 | 2 | 3 | Total |
|---------------------------|------------------|-------|-------|---|-------|
| Brink/Dieckmann Ch. (GER) | 0 | 16 | 20 | | 36 |
| Boersma E./Rennes (NED) | 2 | 21 | 22 | | 43 |
| | Duration: | 22min | 24min | | 46min |

1st Referee: DAHLE Geir (NOR)
2nd Referee: BERARD Marc (FRA)

TEAM AND ATHLETE PERFORMANCES

| Brink Julius (c) | Dieckmann Christoph | TOTAL | | TOTAL | Rennes Bram (c) | Boersma Emiel |
|------------------|---------------------|-------|------------------|-------|-----------------|---------------|
| 18 | 19 | 37 | Service Attempts | 42 | 22 | 20 |
| 1 | 2 | 3 | Service Faults | 6 | 6 | 0 |
| 0 | 0 | 0 | Service Aces | 2 | 2 | 0 |
| 83 km/h | 86 km/h | | Fastest Serve | | 88 km/h | 70 km/h |
| 22 | 31 | 53 | Attack Attempts | 53 | 31 | 22 |
| 9 | 13 | 22 | Attack Successes | 28 | 14 | 14 |
| 0 | 3 | 3 | Block Successes | 7 | 0 | 7 |
| | 11 | | Opponent Errors | 6 | | |
| 7 | 3 | 10 | Dig Successes | 9 | 6 | 3 |

Number of Spectators: 4500

WEATHER CONDITIONS

| | | | |
|-------------------|-------------------|----------------------|-----------|
| AIR TEMPERATURE: | 20.5°C / 69°F | HUMIDITY: | 97 % |
| SAND TEMPERATURE: | 23.8°C / 75°F | CONDITIONS: | Rain |
| WIND DIRECTION: | North North-West | BAROMETRIC PRESSURE: | 1003.3 Mb |
| WIND SPEED: | 7.92 km/h / 5 mph | | |

Legend:
(c) Captain



B3

MATCH RESULTS

单场比赛成绩 / RÉSULTAT DU MATCH

Gibb/Rosenthal (USA) vs Asahi/Shiratori (JPN)

2 1

| Teams | Sets | 1 | 2 | 3 | Total |
|-----------------------|------------------|-------|-------|-------|-------|
| Gibb/Rosenthal (USA) | 2 | 21 | 19 | 18 | 58 |
| Asahi/Shiratori (JPN) | 1 | 15 | 21 | 16 | 52 |
| | Duration: | 19min | 20min | 18min | 57min |

1st Referee: CESARE Stefano (ITA)
2nd Referee: CASUTT Richard (NZL)

TEAM AND ATHLETE PERFORMANCES

| Gibb Jacob (c) | Rosenthal Sean | TOTAL | | TOTAL | Asahi Kentaro (c) | Shiratori Katsuhiro |
|-------------------|-------------------|-------|-------------------------|-------|----------------------|------------------------|
| 27 | 30 | 57 | Service Attempts | 53 | 24 | 29 |
| 1 | 2 | 3 | Service Faults | 8 | 1 | 7 |
| 1 | 1 | 2 | Service Aces | 0 | 0 | 0 |
| 77 km/h | 71 km/h | | Fastest Serve | | 53 km/h | 82 km/h |
| 31 | 40 | 71 | Attack Attempts | 70 | 38 | 32 |
| 17 | 18 | 35 | Attack Successes | 37 | 20 | 17 |
| 5 | 0 | 5 | Block Successes | 6 | 6 | 0 |
| | | 16 | Opponent Errors | 9 | | |
| 3 | 11 | 14 | Dig Successes | 5 | 0 | 5 |

Number of Spectators: **3100**

WEATHER CONDITIONS

| | | | |
|-------------------|-------------------|----------------------|-----------|
| AIR TEMPERATURE: | 20.7°C / 69°F | HUMIDITY: | 97 % |
| SAND TEMPERATURE: | 24.8°C / 77°F | CONDITIONS: | Rain |
| WIND DIRECTION: | North-West | BAROMETRIC PRESSURE: | 1002.2 Mb |
| WIND SPEED: | 2.88 km/h / 2 mph | | |

Legend:
(c) Captain



CHAoyang PARK BV GROUND
 朝阳公园沙滩排球场地
 TERRAIN DU PARC DE CHAOYANG

TUE 星期二 MAR
 12 AUG 2008
 18:00

BEACH VOLLEYBALL
 沙滩排球 / VOLLEYBALL DE PLAGE

MEN
 男子项目 / HOMMES

PRELIMINARY PHASE - POOL F - MATCH 35
 预赛F组 - 第35场 / TOUR PRÉLIMINAIRE - GROUPE F - MATCH 35



B3

MATCH RESULTS

单场比赛成绩 / RÉSULTAT DU MATCH

Boersma E./Rennes (NED) vs Asahi/Shiratori (JPN)

1 2

| Teams | Sets | 1 | 2 | 3 | Total |
|-------------------------|------------------|-------|-------|-------|-------|
| Boersma E./Rennes (NED) | 1 | 15 | 25 | 11 | 51 |
| Asahi/Shiratori (JPN) | 2 | 21 | 23 | 15 | 59 |
| | Duration: | 19min | 26min | 14min | 59min |

1st Referee: HAAS Andrea (AUT)
 2nd Referee: BERARD Marc (FRA)

TEAM AND ATHLETE PERFORMANCES

| Rennes Bram (c) | Boersma Emiel | TOTAL | | TOTAL | Asahi Kentaro (c) | Shiratori Katsuhiro |
|--------------------|------------------|-------|-------------------------|-------|----------------------|------------------------|
| 26 | 25 | 51 | Service Attempts | 59 | 26 | 33 |
| 2 | 3 | 5 | Service Faults | 6 | 1 | 5 |
| 2 | 0 | 2 | Service Aces | 2 | 0 | 2 |
| 68 km/h | 74 km/h | | Fastest Serve | | 53 km/h | 77 km/h |
| 36 | 44 | 80 | Attack Attempts | 65 | 27 | 38 |
| 19 | 19 | 38 | Attack Successes | 35 | 19 | 16 |
| 0 | 1 | 1 | Block Successes | 10 | 10 | 0 |
| | | 10 | Opponent Errors | 12 | | |
| 6 | 0 | 6 | Dig Successes | 8 | 0 | 8 |

Number of Spectators: **10000**

WEATHER CONDITIONS

| | | | |
|-------------------|-------------------|----------------------|-----------|
| AIR TEMPERATURE: | 29.4°C / 85°F | HUMIDITY: | 67 % |
| SAND TEMPERATURE: | 29.2°C / 85°F | CONDITIONS: | Cloudy |
| WIND DIRECTION: | South-East | BAROMETRIC PRESSURE: | 1003.4 Mb |
| WIND SPEED: | 8.64 km/h / 5 mph | | |

Legend:
 (c) Captain



CHAOYANG PARK BV GROUND
朝阳公园沙滩排球场
TERRAIN DU PARC DE CHAOYANG

TUE 星期二 MAR
12 AUG 2008
22:00

BEACH VOLLEYBALL
沙滩排球 / VOLLEYBALL DE PLAGE

MEN
男子项目 / HOMMES

PRELIMINARY PHASE - POOL F - MATCH 36
预赛F组 - 第36场 / TOUR PRÉLIMINAIRE - GROUPE F - MATCH 36



B3

MATCH RESULTS

单场比赛成绩 / RÉSULTAT DU MATCH

Brink/Dieckmann Ch. (GER) vs Gibb/Rosenthal (USA)

0 2

| Teams | Sets | 1 | 2 | 3 | Total |
|---------------------------|------------------|-------|-------|---|-------|
| Brink/Dieckmann Ch. (GER) | 0 | 15 | 13 | | 28 |
| Gibb/Rosenthal (USA) | 2 | 21 | 21 | | 42 |
| | Duration: | 21min | 18min | | 39min |

1st Referee: CESARE Stefano (ITA)

2nd Referee: WANG Leijun (CHN)

TEAM AND ATHLETE PERFORMANCES

| Brink Julius (c) | Dieckmann Christoph | TOTAL | | TOTAL | Gibb Jacob (c) | Rosenthal Sean |
|------------------|---------------------|-------|-------------------------|-------|----------------|----------------|
| 14 | 15 | 29 | Service Attempts | 41 | 17 | 24 |
| 5 | 1 | 6 | Service Faults | 5 | 3 | 2 |
| 0 | 0 | 0 | Service Aces | 3 | 1 | 2 |
| 87 km/h | 91 km/h | | Fastest Serve | | 80 km/h | 73 km/h |

| | | | | | | |
|----|----|----|-------------------------|----|----|----|
| 23 | 16 | 39 | Attack Attempts | 34 | 14 | 20 |
| 13 | 7 | 20 | Attack Successes | 24 | 11 | 13 |

| | | | | | | |
|---|---|---|------------------------|---|---|---|
| 1 | 1 | 2 | Block Successes | 5 | 5 | 0 |
|---|---|---|------------------------|---|---|---|

| | | |
|---|------------------------|----|
| 6 | Opponent Errors | 10 |
|---|------------------------|----|

| | | | | | | |
|---|---|---|----------------------|---|---|---|
| 2 | 0 | 2 | Dig Successes | 3 | 0 | 3 |
|---|---|---|----------------------|---|---|---|

Number of Spectators: **5600**

| WEATHER CONDITIONS | | | |
|--------------------|-------------------|----------------------|---------|
| AIR TEMPERATURE: | 25.5°C / 78°F | HUMIDITY: | 83 % |
| SAND TEMPERATURE: | 26.6°C / 80°F | CONDITIONS: | Cloudy |
| WIND DIRECTION: | South | BAROMETRIC PRESSURE: | 1003 Mb |
| WIND SPEED: | 2.88 km/h / 2 mph | | |

Legend:
(c) Captain



B3

MATCH RESULTS

单场比赛成绩 / RÉSULTAT DU MATCH

Heyer/Heuscher (SUI) vs Gosch/Horst (AUT)

0 2

| Teams | Sets | 1 | 2 | 3 | Total |
|----------------------|------------------|-------|-------|---|-------|
| Heyer/Heuscher (SUI) | 0 | 11 | 19 | | 30 |
| Gosch/Horst (AUT) | 2 | 21 | 21 | | 42 |
| | Duration: | 19min | 21min | | 40min |

1st Referee: CESARE Stefano (ITA)

2nd Referee: FUJII Takashi (JPN)

TEAM AND ATHLETE PERFORMANCES

| Heyer Sascha | Heuscher Patrick (c) | TOTAL | | TOTAL | Gosch Florian (c) | Horst Alexander |
|-----------------|-------------------------|-------|-------------------------|-------|----------------------|--------------------|
| 15 | 16 | 31 | Service Attempts | 41 | 18 | 23 |
| 2 | 2 | 4 | Service Faults | 0 | 0 | 0 |
| 1 | 1 | 2 | Service Aces | 2 | 1 | 1 |
| 83 km/h | 94 km/h | | Fastest Serve | | 92 km/h | 81 km/h |
| 28 | 28 | 56 | Attack Attempts | 45 | 25 | 20 |
| 10 | 14 | 24 | Attack Successes | 23 | 13 | 10 |
| 2 | 0 | 2 | Block Successes | 4 | 4 | 0 |
| | 2 | | Opponent Errors | 13 | | |
| 2 | 7 | 9 | Dig Successes | 10 | 1 | 9 |

Number of Spectators: **120**

WEATHER CONDITIONS

| | | | |
|-------------------|-------------------|----------------------|-----------|
| AIR TEMPERATURE: | 20.4°C / 69°F | HUMIDITY: | 96 % |
| SAND TEMPERATURE: | 23.9°C / 75°F | CONDITIONS: | Cloudy |
| WIND DIRECTION: | North-East | BAROMETRIC PRESSURE: | 1004.1 Mb |
| WIND SPEED: | 3.24 km/h / 2 mph | | |

Legend:
 (c) Captain



B3

MATCH RESULTS

单场比赛成绩 / RÉSULTAT DU MATCH

Boersma E./Rennes (NED) vs Klemperer/Koreng (GER)

0 2

| Teams | Sets | 1 | 2 | 3 | Total |
|-------------------------|------------------|-------|-------|---|-------|
| Boersma E./Rennes (NED) | 0 | 16 | 25 | | 41 |
| Klemperer/Koreng (GER) | 2 | 21 | 27 | | 48 |
| | Duration: | 20min | 29min | | 49min |

1st Referee: FRIESEN Darryl (CAN)

2nd Referee: BERARD Marc (FRA)

TEAM AND ATHLETE PERFORMANCES

| Rennes Bram (c) | Boersma Emiel | TOTAL | | TOTAL | Koreng Eric (c) | Klemperer David |
|--------------------|------------------|-------|-------------------------|-------|--------------------|--------------------|
| 22 | 20 | 42 | Service Attempts | 47 | 27 | 20 |
| 4 | 2 | 6 | Service Faults | 6 | 5 | 1 |
| 0 | 0 | 0 | Service Aces | 0 | 0 | 0 |
| 80 km/h | 79 km/h | | Fastest Serve | | 60 km/h | 54 km/h |

| | | | | | | |
|----|----|----|-------------------------|----|----|----|
| 37 | 21 | 58 | Attack Attempts | 57 | 30 | 27 |
| 22 | 10 | 32 | Attack Successes | 32 | 16 | 16 |

| | | | | | | |
|---|---|---|------------------------|---|---|---|
| 0 | 0 | 0 | Block Successes | 8 | 8 | 0 |
|---|---|---|------------------------|---|---|---|

| | | |
|---|------------------------|---|
| 9 | Opponent Errors | 8 |
|---|------------------------|---|

| | | | | | | |
|---|---|---|----------------------|---|---|---|
| 4 | 5 | 9 | Dig Successes | 5 | 0 | 5 |
|---|---|---|----------------------|---|---|---|

Number of Spectators: **3200**

| WEATHER CONDITIONS | | | |
|--------------------|-------------------|----------------------|-----------|
| AIR TEMPERATURE: | 20.4°C / 69°F | HUMIDITY: | 96 % |
| SAND TEMPERATURE: | 23.9°C / 75°F | CONDITIONS: | Cloudy |
| WIND DIRECTION: | North-East | BAROMETRIC PRESSURE: | 1004.1 Mb |
| WIND SPEED: | 3.24 km/h / 2 mph | | |

Legend: (c) Captain



B6 TEAM RANKING BY SKILL As of 22 AUG 2008
参赛队技术排名 / CLASSEMENT DES ÉQUIPES PAR TECHNIQUE

Including Completed Matches of FRI 22 AUG 2008

| SERVICE | | | | | |
|---------|--------------------------|-----|---|----------|------|
| Rk | Team | NOC | M | Attempts | Aces |
| 1 | Ricardo/Emanuel | BRA | 7 | 302 | 16 |
| 2 | Rogers/Dalhausser | USA | 7 | 315 | 15 |
| 3 | Nummerdor/Schuil | NED | 5 | 210 | 13 |
| 4 | Schacht/Slack | AUS | 4 | 144 | 12 |
| 5 | Laciga M./Schnider | SUI | 4 | 165 | 12 |
| 6 | Barsuk/Kolodinskiy | RUS | 4 | 189 | 10 |
| 7 | Marcio Araujo/Fabio Luiz | BRA | 7 | 312 | 10 |
| 8 | Heyer/Heuscher | SUI | 4 | 151 | 9 |
| 9 | Doppler/Gartmayer | AUT | 4 | 204 | 7 |
| 10 | Gosch/Horst | AUT | 6 | 233 | 7 |
| 11 | Gibb/Rosenthal | USA | 5 | 220 | 6 |
| 12 | Klemperer/Koreng | GER | 6 | 244 | 6 |
| 13 | Lione/Amore | ITA | 3 | 110 | 5 |
| 14 | Kjemperud/Skarlund | NOR | 3 | 126 | 5 |
| 15 | Geor/Gia | GEO | 7 | 260 | 5 |
| 16 | Herrera/Mesa | ESP | 4 | 155 | 4 |
| 17 | Xu/Wu | CHN | 4 | 166 | 4 |
| 18 | Boersma E./Rennes | NED | 4 | 167 | 4 |
| 19 | Asahi/Shiratori | JPN | 4 | 185 | 3 |
| 20 | Samoilovs/Plavins | LAT | 4 | 175 | 2 |
| 21 | Fernandes/Morais | ANG | 3 | 77 | 1 |
| 22 | Brink/Dieckmann Ch. | GER | 3 | 108 | 1 |
| 23 | Kais Kr./Vesik | EST | 3 | 135 | 1 |
| NR | Conde/Baracetti | ARG | 3 | 100 | 0 |

| ATTACK | | | | | |
|--------|--------------------------|-----|---|-----------|--|
| Rk | Team | NOC | M | Successes | |
| 1 | Marcio Araujo/Fabio Luiz | BRA | 7 | 205 | |
| 2 | Rogers/Dalhausser | USA | 7 | 192 | |
| 3 | Ricardo/Emanuel | BRA | 7 | 178 | |
| 4 | Klemperer/Koreng | GER | 6 | 158 | |
| 5 | Geor/Gia | GEO | 7 | 153 | |
| 6 | Gosch/Horst | AUT | 6 | 149 | |
| 7 | Gibb/Rosenthal | USA | 5 | 145 | |
| 8 | Doppler/Gartmayer | AUT | 4 | 140 | |
| 9 | Nummerdor/Schuil | NED | 5 | 120 | |
| 10 | Boersma E./Rennes | NED | 4 | 118 | |
| 10 | Barsuk/Kolodinskiy | RUS | 4 | 118 | |
| 12 | Samoilovs/Plavins | LAT | 4 | 117 | |
| 13 | Asahi/Shiratori | JPN | 4 | 114 | |
| 14 | Heyer/Heuscher | SUI | 4 | 105 | |
| 15 | Kais Kr./Vesik | EST | 3 | 103 | |
| 16 | Xu/Wu | CHN | 4 | 103 | |
| 17 | Herrera/Mesa | ESP | 4 | 99 | |
| 18 | Laciga M./Schnider | SUI | 4 | 96 | |
| 19 | Schacht/Slack | AUS | 4 | 91 | |
| 20 | Kjemperud/Skarlund | NOR | 3 | 76 | |
| 21 | Conde/Baracetti | ARG | 3 | 70 | |
| 21 | Brink/Dieckmann Ch. | GER | 3 | 70 | |
| 23 | Lione/Amore | ITA | 3 | 66 | |
| 24 | Fernandes/Morais | ANG | 3 | 36 | |

| BLOCK | | | | |
|-------|--------------------------|-----|---|-----------|
| Rk | Team | NOC | M | Successes |
| 1 | Rogers/Dalhausser | USA | 7 | 42 |
| 2 | Marcio Araujo/Fabio Luiz | BRA | 7 | 40 |
| 3 | Ricardo/Emanuel | BRA | 7 | 28 |
| 4 | Gosch/Horst | AUT | 6 | 26 |
| 5 | Geor/Gia | GEO | 7 | 26 |
| 6 | Asahi/Shiratori | JPN | 4 | 23 |
| 7 | Nummerdor/Schuil | NED | 5 | 20 |
| 7 | Gibb/Rosenthal | USA | 5 | 20 |
| 9 | Klemperer/Koreng | GER | 6 | 20 |
| 10 | Doppler/Gartmayer | AUT | 4 | 18 |
| 10 | Xu/Wu | CHN | 4 | 18 |
| 12 | Herrera/Mesa | ESP | 4 | 17 |
| 13 | Barsuk/Kolodinskiy | RUS | 4 | 16 |
| 14 | Heyer/Heuscher | SUI | 4 | 15 |
| 15 | Brink/Dieckmann Ch. | GER | 3 | 10 |
| 16 | Samoilovs/Plavins | LAT | 4 | 10 |
| 16 | Boersma E./Rennes | NED | 4 | 10 |
| 16 | Laciga M./Schnider | SUI | 4 | 10 |
| 19 | Lione/Amore | ITA | 3 | 9 |
| 20 | Conde/Baracetti | ARG | 3 | 7 |
| 21 | Schacht/Slack | AUS | 4 | 7 |
| 22 | Kais Kr./Vesik | EST | 3 | 6 |
| 22 | Kjemperud/Skarlund | NOR | 3 | 6 |
| 24 | Fernandes/Morais | ANG | 3 | 4 |

| DIG | | | | |
|-----|--------------------------|-----|---|-----------|
| Rk | Team | NOC | M | Successes |
| 1 | Rogers/Dalhausser | USA | 7 | 52 |
| 2 | Ricardo/Emanuel | BRA | 7 | 51 |
| 3 | Marcio Araujo/Fabio Luiz | BRA | 7 | 50 |
| 4 | Xu/Wu | CHN | 4 | 47 |
| 5 | Gibb/Rosenthal | USA | 5 | 47 |
| 6 | Samoilovs/Plavins | LAT | 4 | 46 |
| 7 | Gosch/Horst | AUT | 6 | 45 |
| 8 | Nummerdor/Schuil | NED | 5 | 42 |
| 9 | Klemperer/Koreng | GER | 6 | 38 |
| 10 | Heyer/Heuscher | SUI | 4 | 32 |
| 11 | Boersma E./Rennes | NED | 4 | 28 |
| 12 | Brink/Dieckmann Ch. | GER | 3 | 24 |
| 13 | Kjemperud/Skarlund | NOR | 3 | 23 |
| 14 | Herrera/Mesa | ESP | 4 | 23 |
| 14 | Asahi/Shiratori | JPN | 4 | 23 |
| 14 | Barsuk/Kolodinskiy | RUS | 4 | 23 |
| 17 | Geor/Gia | GEO | 7 | 22 |
| 18 | Kais Kr./Vesik | EST | 3 | 18 |
| 19 | Schacht/Slack | AUS | 4 | 17 |
| 19 | Doppler/Gartmayer | AUT | 4 | 17 |
| 21 | Lione/Amore | ITA | 3 | 12 |
| 22 | Laciga M./Schnider | SUI | 4 | 10 |
| 23 | Fernandes/Morais | ANG | 3 | 9 |
| 23 | Conde/Baracetti | ARG | 3 | 9 |

Legend:
M Match Played NR No Rank Rk Rank



B5 **PLAYER RANKING BY SKILL** As of 22 AUG 2008
参赛选手技术排名 / CLASSEMENT DES JOUEURS PAR TECHNIQUE

Including Completed Matches of FRI 22 AUG 2008

| SERVICE | | | | | | |
|---------|---------------|-----|---|----------|------|-----|
| Rk | Name | NOC | M | Attempts | Aces | FS |
| 1 | DALHAUSSER P | USA | 7 | 146 | 14 | 94 |
| 2 | LACIGA M | SUI | 4 | 96 | 10 | 88 |
| 2 | SCHUIL R | NED | 5 | 105 | 10 | 99 |
| 4 | SLACK J | AUS | 4 | 76 | 9 | 99 |
| 4 | ARAUJO M | BRA | 7 | 165 | 9 | 94 |
| 6 | SANTOS R | BRA | 7 | 143 | 8 | 77 |
| 6 | REGO E | BRA | 7 | 159 | 8 | 98 |
| 8 | DOPPLER C | AUT | 4 | 101 | 6 | 100 |
| 8 | BARSUK D | RUS | 4 | 103 | 6 | 91 |
| 10 | HEYER S | SUI | 4 | 80 | 5 | 87 |
| 11 | KJEMPERUD J | NOR | 3 | 71 | 4 | 84 |
| 11 | HEUSCHER P | SUI | 4 | 71 | 4 | 94 |
| 11 | RONNES B | NED | 4 | 86 | 4 | 88 |
| 11 | KOLODINSKIY I | RUS | 4 | 86 | 4 | 110 |
| 11 | GOSCH F | AUT | 6 | 108 | 4 | 92 |
| 11 | KORENG E | GER | 6 | 116 | 4 | 103 |
| 17 | LIONE R | ITA | 3 | 55 | 3 | 99 |
| 17 | SCHACHT A | AUS | 4 | 68 | 3 | 91 |
| 17 | XU L | CHN | 4 | 84 | 3 | 88 |
| 17 | SHIRATORI K | JPN | 4 | 101 | 3 | 82 |
| 17 | NUMMERDOR R | NED | 5 | 105 | 3 | 89 |
| 17 | GIBB J | USA | 5 | 108 | 3 | 80 |
| 17 | ROSENTHAL S | USA | 5 | 112 | 3 | 73 |
| 17 | HORST A | AUT | 6 | 125 | 3 | 84 |
| 17 | GOMES R | GEO | 7 | 130 | 3 | 82 |
| 26 | AMORE E | ITA | 3 | 55 | 2 | 89 |
| 26 | SCHNIDER J | SUI | 4 | 69 | 2 | 88 |
| 26 | HERRERA P | ESP | 4 | 70 | 2 | 93 |
| 26 | MESA R | ESP | 4 | 85 | 2 | 54 |
| 26 | PLAVINS M | LAT | 4 | 88 | 2 | 92 |
| 26 | KLEMPERER D | GER | 6 | 128 | 2 | 90 |
| 26 | TERCEIRO J | GEO | 7 | 130 | 2 | 90 |
| 33 | ABREU MS | ANG | 3 | 44 | 1 | 83 |
| 33 | DIECKMANN C | GER | 3 | 55 | 1 | 91 |
| 33 | SKARLUND T | NOR | 3 | 55 | 1 | 89 |
| 33 | KAIS K | EST | 3 | 73 | 1 | 92 |
| 33 | WU P | CHN | 4 | 82 | 1 | 88 |
| 33 | GARTMAYER P | AUT | 4 | 103 | 1 | 93 |
| 33 | MAGALHAES F | BRA | 7 | 147 | 1 | 78 |
| 33 | ROGERS T | USA | 7 | 169 | 1 | 97 |
| NR | FERNANDES E | ANG | 3 | 33 | 0 | 83 |
| NR | CONDE MA | ARG | 3 | 45 | 0 | 57 |
| NR | BRINK J | GER | 3 | 53 | 0 | 87 |
| NR | BARACETTI MJ | ARG | 3 | 55 | 0 | 73 |
| NR | VESIK R | EST | 3 | 62 | 0 | 55 |
| NR | BOERSMA E | NED | 4 | 81 | 0 | 79 |
| NR | ASAHI K | JPN | 4 | 84 | 0 | 74 |
| NR | SAMOILOVS A | LAT | 4 | 87 | 0 | 82 |

| ATTACK | | | | |
|--------|---------------|-----|---|-----------|
| Rk | Name | NOC | M | Successes |
| 1 | MAGALHAES F | BRA | 7 | 125 |
| 1 | ROGERS T | USA | 7 | 125 |
| 3 | GOMES R | GEO | 7 | 101 |
| 4 | GARTMAYER P | AUT | 4 | 92 |
| 4 | SANTOS R | BRA | 7 | 92 |
| 6 | GOSCH F | AUT | 6 | 90 |
| 7 | REGO E | BRA | 7 | 86 |
| 8 | KORENG E | GER | 6 | 84 |
| 9 | BARSUK D | RUS | 4 | 82 |
| 10 | ARAUJO M | BRA | 7 | 80 |
| 11 | KLEMPERER D | GER | 6 | 74 |
| 12 | WU P | CHN | 4 | 73 |
| 12 | ROSENTHAL S | USA | 5 | 73 |
| 14 | GIBB J | USA | 5 | 72 |
| 15 | MESA R | ESP | 4 | 71 |
| 15 | PLAVINS M | LAT | 4 | 71 |
| 17 | HEYER S | SUI | 4 | 69 |
| 18 | SLACK J | AUS | 4 | 67 |
| 18 | DALHAUSSER P | USA | 7 | 67 |
| 20 | ASAHI K | JPN | 4 | 66 |
| 21 | KAIS K | EST | 3 | 63 |
| 21 | RONNES B | NED | 4 | 63 |
| 21 | NUMMERDOR R | NED | 5 | 63 |
| 24 | HORST A | AUT | 6 | 59 |
| 25 | SCHUIL R | NED | 5 | 57 |
| 26 | BOERSMA E | NED | 4 | 55 |
| 27 | TERCEIRO J | GEO | 7 | 52 |
| 28 | KJEMPERUD J | NOR | 3 | 51 |
| 28 | LACIGA M | SUI | 4 | 51 |
| 30 | DOPPLER C | AUT | 4 | 48 |
| 30 | SHIRATORI K | JPN | 4 | 48 |
| 32 | SAMOILOVS A | LAT | 4 | 46 |
| 33 | SCHNIDER J | SUI | 4 | 45 |
| 34 | BARACETTI MJ | ARG | 3 | 44 |
| 35 | VESIK R | EST | 3 | 40 |
| 35 | DIECKMANN C | GER | 3 | 40 |
| 37 | LIONE R | ITA | 3 | 37 |
| 38 | KOLODINSKIY I | RUS | 4 | 36 |
| 38 | HEUSCHER P | SUI | 4 | 36 |
| 40 | BRINK J | GER | 3 | 30 |
| 40 | XU L | CHN | 4 | 30 |
| 42 | AMORE E | ITA | 3 | 29 |
| 43 | HERRERA P | ESP | 4 | 28 |
| 44 | CONDE MA | ARG | 3 | 26 |
| 45 | SKARLUND T | NOR | 3 | 25 |
| 46 | SCHACHT A | AUS | 4 | 24 |
| 47 | ABREU MS | ANG | 3 | 21 |
| 48 | FERNANDES E | ANG | 3 | 15 |



B5 **PLAYER RANKING BY SKILL** As of 22 AUG 2008
参赛队员技术排名 / CLASSEMENT DES JOUEURS PAR TECHNIQUE

| BLOCK | | | | |
|-------|---------------|-----|---|-----------|
| Rk | Name | NOC | M | Successes |
| 1 | DALHAUSSER P | USA | 7 | 42 |
| 2 | MAGALHAES F | BRA | 7 | 39 |
| 3 | GOSCH F | AUT | 6 | 26 |
| 3 | GOMES R | GEO | 7 | 26 |
| 5 | SANTOS R | BRA | 7 | 24 |
| 6 | ASAHI K | JPN | 4 | 23 |
| 7 | KORENG E | GER | 6 | 20 |
| 8 | SCHUIL R | NED | 5 | 19 |
| 8 | GIBB J | USA | 5 | 19 |
| 10 | XU L | CHN | 4 | 18 |
| 11 | GARTMAYER P | AUT | 4 | 16 |
| 11 | HERRERA P | ESP | 4 | 16 |
| 13 | KOLODINSKIY I | RUS | 4 | 14 |
| 14 | SAMOILOVS A | LAT | 4 | 10 |
| 14 | BOERSMA E | NED | 4 | 10 |
| 14 | HEUSCHER P | SUI | 4 | 10 |
| 17 | DIECKMANN C | GER | 3 | 9 |
| 18 | LIONE R | ITA | 3 | 8 |
| 18 | LACIGA M | SUI | 4 | 8 |
| 20 | BARACETTI MJ | ARG | 3 | 7 |
| 20 | SLACK J | AUS | 4 | 7 |
| 22 | SKARLUND T | NOR | 3 | 6 |
| 23 | VESIK R | EST | 3 | 5 |
| 23 | HEYER S | SUI | 4 | 5 |
| 25 | REGO E | BRA | 7 | 4 |
| 26 | FERNANDES E | ANG | 3 | 3 |
| 27 | DOPPLER C | AUT | 4 | 2 |
| 27 | BARSUK D | RUS | 4 | 2 |
| 27 | SCHNIDER J | SUI | 4 | 2 |
| 30 | ABREU MS | ANG | 3 | 1 |
| 30 | KAIS K | EST | 3 | 1 |
| 30 | BRINK J | GER | 3 | 1 |
| 30 | AMORE E | ITA | 3 | 1 |
| 30 | MESA R | ESP | 4 | 1 |
| 30 | NUMMERDOR R | NED | 5 | 1 |
| 30 | ROSENTHAL S | USA | 5 | 1 |
| 30 | ARAUJO M | BRA | 7 | 1 |
| NR | CONDE MA | ARG | 3 | 0 |
| NR | KJEMPERUD J | NOR | 3 | 0 |
| NR | SCHACHT A | AUS | 4 | 0 |
| NR | WU P | CHN | 4 | 0 |
| NR | SHIRATORI K | JPN | 4 | 0 |
| NR | PLAVINS M | LAT | 4 | 0 |
| NR | RONNES B | NED | 4 | 0 |
| NR | HORST A | AUT | 6 | 0 |
| NR | KLEMPERER D | GER | 6 | 0 |
| NR | TERCEIRO J | GEO | 7 | 0 |
| NR | ROGERS T | USA | 7 | 0 |

| DIG | | | | |
|-----|---------------|-----|---|-----------|
| Rk | Name | NOC | M | Successes |
| 1 | ARAUJO M | BRA | 7 | 48 |
| 2 | ROGERS T | USA | 7 | 43 |
| 3 | WU P | CHN | 4 | 42 |
| 4 | PLAVINS M | LAT | 4 | 38 |
| 4 | ROSENTHAL S | USA | 5 | 38 |
| 6 | HORST A | AUT | 6 | 35 |
| 7 | NUMMERDOR R | NED | 5 | 33 |
| 7 | REGO E | BRA | 7 | 33 |
| 9 | KLEMPERER D | GER | 6 | 28 |
| 10 | SHIRATORI K | JPN | 4 | 22 |
| 11 | HEUSCHER P | SUI | 4 | 21 |
| 12 | TERCEIRO J | GEO | 7 | 20 |
| 13 | RONNES B | NED | 4 | 19 |
| 13 | BARSUK D | RUS | 4 | 19 |
| 15 | SANTOS R | BRA | 7 | 18 |
| 16 | KAIS K | EST | 3 | 16 |
| 17 | BRINK J | GER | 3 | 15 |
| 17 | KJEMPERUD J | NOR | 3 | 15 |
| 17 | DOPPLER C | AUT | 4 | 15 |
| 17 | MESA R | ESP | 4 | 15 |
| 21 | SCHACHT A | AUS | 4 | 13 |
| 22 | HEYER S | SUI | 4 | 11 |
| 23 | GOSCH F | AUT | 6 | 10 |
| 23 | KORENG E | GER | 6 | 10 |
| 25 | DIECKMANN C | GER | 3 | 9 |
| 25 | BOERSMA E | NED | 4 | 9 |
| 25 | SCHUIL R | NED | 5 | 9 |
| 25 | GIBB J | USA | 5 | 9 |
| 25 | DALHAUSSER P | USA | 7 | 9 |
| 30 | SKARLUND T | NOR | 3 | 8 |
| 30 | HERRERA P | ESP | 4 | 8 |
| 30 | SAMOILOVS A | LAT | 4 | 8 |
| 33 | AMORE E | ITA | 3 | 7 |
| 34 | ABREU MS | ANG | 3 | 6 |
| 34 | BARACETTI MJ | ARG | 3 | 6 |
| 36 | LIONE R | ITA | 3 | 5 |
| 36 | XU L | CHN | 4 | 5 |
| 36 | LACIGA M | SUI | 4 | 5 |
| 36 | SCHNIDER J | SUI | 4 | 5 |
| 40 | SLACK J | AUS | 4 | 4 |
| 40 | KOLODINSKIY I | RUS | 4 | 4 |
| 42 | FERNANDES E | ANG | 3 | 3 |
| 42 | CONDE MA | ARG | 3 | 3 |
| 44 | VESIK R | EST | 3 | 2 |
| 44 | GARTMAYER P | AUT | 4 | 2 |
| 44 | MAGALHAES F | BRA | 7 | 2 |
| 44 | GOMES R | GEO | 7 | 2 |
| 48 | ASAHI K | JPN | 4 | 1 |

| | | | | |
|----------------|--------------------------------|-----------------------|-------------------|----------------|
| Legend: | FS Fastest Serve (km/h) | M Match Played | NR No Rank | Rk Rank |
|----------------|--------------------------------|-----------------------|-------------------|----------------|



As of 8 August 2008

| FUNCTION | NAME | NOC |
|--|-----------------------------|--------------------------------|
| President | ACOSTA HERNANDEZ Ruben | MEX - Mexico |
| Technical Delegates | SQUEO Angelo | ITA - Italy |
| | CASANOVA Jose | POR - Portugal |
| Control Committees Members | BRUSCH Holger | GER - Germany |
| | QUINTANA Miguel Angel | ESP - Spain |
| | WANGLER Marcelo | BRA - Brazil |
| | KUNZ Rudolf | SUI - Switzerland |
| | BAHR Roald | NOR - Norway |
| | HRESZCZUK Peter Paul | AUS - Australia |
| | DRAKICH Edward | CAN - Canada |
| | SMITH Christopher St-John | USA - United States of America |
| | REGGIANI Roberto | ITA - Italy |
| | BREHAUT Jeffrey | GBR - Great Britain |
| International Technical Officials | | |
| Referee | HAAS Andrea | AUT - Austria |
| | VILLAS-BOAS Maria Amelia | BRA - Brazil |
| | FRIESEN Darryl Lawrence | CAN - Canada |
| | WANG Leijun | CHN - China |
| | LIU Hongyu | CHN - China |
| | LU Weiping | CHN - China |
| | SEARLE Damien | GBR - Great Britain |
| | BERARD Marc | FRA - France |
| | HAGENER Marc | GER - Germany |
| | CESARE Stefano | ITA - Italy |
| | FUJII Takashi | JPN - Japan |
| | RAMIREZ RIVERA Miguel Angel | MEX - Mexico |
| | DAHLE Geir | NOR - Norway |
| | CASUTT Richard | NZL - New Zealand |
| | PERSONENI Jonas | SUI - Switzerland |
| | SAPP Glenn | USA - United States of America |
| National Technical Officials | | |
| Linejudge | YU Yang | CHN - China |
| | LIU Qigang | CHN - China |
| | ZHANG Yuming | CHN - China |
| | ZHAO Yang | CHN - China |
| | TAN Qingguo | CHN - China |
| | GAO Tuanyin | CHN - China |
| | ZHANG Zhe | CHN - China |
| | HU Xuan | CHN - China |
| | SONG Yitao | CHN - China |
| | BI Nan | CHN - China |
| | SHEN Xianghong | CHN - China |
| | ZHAO Yan | CHN - China |
| | WANG Lijun | CHN - China |
| | LI Jun | CHN - China |
| | KANG Jian | CHN - China |
| | LONG Jing | CHN - China |
| | GAO Hao | CHN - China |
| | GONG Bomin | CHN - China |
| Scorer | CHEN Wenping | CHN - China |
| | LU Ling | CHN - China |
| | WU Yanhong | CHN - China |
| | REN Qinghua | CHN - China |
| | WENG Zhiqiang | CHN - China |
| | HUANG Ziyi | CHN - China |
| | SHI Lili | CHN - China |
| | RAN Youlan | CHN - China |



Beijing 2008



Boxing

9-24 August

OFFICIAL RESULTS BOOK





**Competition Officials
Boxing**

As of 25 July 2008

| Function | Continent | Name | NOC |
|---------------------|-----------|---------------------------------------|--------------------------------|
| PRESIDENT | | WU Ching-KUO | TPE - Chinese Taipei |
| EXECUTIVE DIRECTOR | | KIM Ho | KOR - Korea |
| TECHNICAL DELEGATES | | SMITH Francis Terence OBREJA Rudel | IRL - Ireland ROU - Romania |
| JURY MEMBERS | Africa | BESSALEM Abdellah | ALG - Algeria |
| | | KELANI Bayor | TOG - Togo |
| | America | BISBAL Osvaldo Rafael | ARG - Argentina |
| | | SILVAS Raymond | USA - United States of America |
| | | TOLEDO JOVA Raul Alfredo | CUB - Cuba |
| | | BOSELLI Luiz | BRA - Brazil |
| | Asia | SHBIB Mohamed Kamel | SYR - Syria |
| | | NARSI Kishen | IND - India |
| | | EMBULDENYA Herbert S. | CAN - Canada |
| | | KANG Suk-Ku | KOR - Korea |
| | Europe | FURGONI Humbert | FRA - France |
| | | HANSEN Ornulf | NOR - Norway |
| | | FALCINELLI Franco | ITA - Italy |
| | | ANDERSSON Bettan | SWE - Sweden |
| | | MCCORY Patrick | IRL - Ireland |
| | | BERDNIK Sergey | RUS - Russia |
| | | LAUSCH Wilfried Harald | GER - Germany |
| | Oceania | WALKER Keith Alexander | NZL - New Zealand |
| Medical Jury | | BUTLER Charles | USA - United States of America |
| | | YIN Yu | CHN - China |
| | | VILONEL Johannes | RSA - South Africa |
| | | RODRIGUEZ PAPINI Hugo Osvaldo | ARG - Argentina |
| | | MORTENSEN Vagner | DEN - Denmark |



REFEREES AND JUDGES As of 9 AUG 2008
裁判员名单 / ARBITRES ET JUGES

| | NOC Code | Name |
|----|---------------------|-----------------------|
| 1 | ARG | SERVIDE Roberto |
| 2 | AUS | ROSE Wayne |
| 3 | BLR | PARSHYN Siarhei |
| 4 | BOT | MOROKA Michael |
| 5 | CAN | CHIASSEON Pierre |
| 6 | CHN | LI Qingsheng |
| 7 | CHN | WANG Jiabo |
| 8 | CHN | WANG Jue |
| 9 | COL | CARBONELL Armando |
| 10 | CUB | PONCE Juan |
| 11 | ECU | CASTRO Jose |
| 12 | ESP | ALLOZA ROSA Francisco |
| 13 | FRA | LAINE Jean-Robert |
| 14 | GBR | PHILLIPS William |
| 15 | GEO | TIBUA Zurab |
| 16 | GRE | KAOURIS Georgios |
| 17 | HUN | DORKO Peter |
| 18 | ITA | APA Enrico |
| 19 | KAZ | KASSYMKANOV Berikbol |
| 20 | KOR | KIM Jae Bong |
| 21 | LES | MONETHI Shadrack |
| 22 | MDA | KAIGORODOV Anatoli |
| 23 | MGL | BAYASGALAN Sandag |
| 24 | PHI | FORTALEZA Rogelio |
| 25 | POL | PODSIADLO Marek |
| 26 | RSA | BARNARD Johan |
| 27 | RUS | SUDAKOV Evgeny |
| 28 | SWE | NAESMAN Benny |
| 29 | SYR | ZHRH Mohamad |
| 30 | THA | SOMCHAI Artit |
| 31 | TRI | BECKLES James |
| 32 | TUN | BOUGHALMI Hassen |
| 33 | UKR | KARAKULOV Mykola |
| 34 | USA | McNALLY James |



ENTRY LIST BY NOC As of 8 AUG 2008
报名名单 (国家/地区) / LISTE D'ENTRÉE PAR CNO

| NOC | Name | Weight Category | Date of Birth | Height m / ft in | Qualified | |
|------------|----------------------|--------------------------|---------------|------------------|------------|---------------------------------|
| ALG | Algeria | OURRADI Abdelhalim | 54 kg | 19 MAR 1981 | 1.70/5'7" | 1er Tournoi Africain (ALG) |
| | | CHADI Abdelkader | 57 kg | 12 DEC 1986 | 1.73/5'8" | 1er Tournoi Africain (ALG) |
| | | KRAMOU Hamza | 60 kg | 3 FEB 1988 | 1.75/5'9" | 1er Tournoi Africain (ALG) |
| | | KASSEL Nabil | 75 kg | 10 MAR 1984 | 1.82/6'0" | 1er Tournoi Africain (ALG) |
| | | BENCHABLA Abdelhafid | 81 kg | 26 SEP 1986 | 1.84/6'0" | 1er Tournoi Africain (ALG) |
| | | TOUILBINI Abdelaziz | 91 kg | 16 OCT 1978 | 1.88/6'2" | 1er Tournoi Africain (ALG) |
| | | OUATAH Newfel | +91 kg | 8 NOV 1985 | 2.00/6'7" | Tournoi Africain (ALG) |
| ARG | Argentina | MADERNA Ezequiel Osvaldo | 75 kg | 1 OCT 1986 | 1.80/5'11" | Guatemala (GUA) |
| ARM | Armenia | DANIELYAN Hovhannes | 48 kg | 11 APR 1987 | 1.63/5'4" | World Championships (USA) |
| | | JAVAKHYAN Hrachik | 60 kg | 6 JUL 1984 | 1.78/5'10" | World Championships (USA) |
| | | HAMBARDZUMYAN Eduard | 64 kg | 23 FEB 1986 | 1.72/5'8" | World Championships (USA) |
| | | HAKOBYAN Andranik | 75 kg | 6 OCT 1981 | 1.85/6'1" | Qualifying Tournament (ITA) |
| AUS | Australia | SUTHERLAND Stephen | 51 kg | 19 AUG 1990 | 1.60/5'3" | Oceania (SAM) |
| | | BOYD Luke | 54 kg | 22 APR 1987 | 1.60/5'3" | Oceania (SAM) |
| | | FLEMING Paul | 57 kg | 3 APR 1988 | 1.72/5'8" | Oceania Olympic Qual.Tour (SAM) |
| | | LITTLE Anthony | 60 kg | 6 NOV 1980 | 1.80/5'11" | Oceania (SAM) |
| | | KIDD Todd | 64 kg | 15 APR 1985 | 1.74/5'9" | Oceania (SAM) |
| | | O'MAHONY Gerard | 69 kg | 17 MAR 1979 | 1.78/5'10" | Oceania (SAM) |
| | | FLETCHER Jarrod | 75 kg | 20 OCT 1983 | 1.80/5'11" | Oceania (SAM) |
| | | PITT Brad | 91 kg | 8 NOV 1981 | 1.82/6'0" | Oceania (SAM) |
| BEAHAN Dan | +91 kg | 5 APR 1984 | 1.88/6'2" | Oceania (SAM) | | |
| AZE | Azerbaijan | MAMMADOV Samir | 51 kg | 15 MAY 1988 | 1.62/5'4" | World Senior Champions. (USA) |
| | | IMRANOV Shahin | 57 kg | 23 SEP 1980 | 1.70/5'7" | European Qualific. Tourn. (ITA) |
| BAH | Bahamas | JOHNSON Toureano | 69 kg | 12 FEB 1984 | 1.63/5'4" | 1st American Bureau (TRI) |
| BLR | Belarus | KHATSYHAU Khavazhy | 54 kg | 14 APR 1977 | 1.68/5'6" | Olympic Qualif Tournament (GRE) |
| | | NURUDZINAU Mahamed | 69 kg | 4 JAN 1981 | 1.76/5'9" | Olympic Qualif Tournament (ITA) |
| | | MAGAMEDAU Ramazan | 81 kg | 7 JUN 1985 | 1.82/6'0" | Olympic Qualif Tournament (ITA) |
| | | ZUYEU Viktor | 91 kg | 22 MAY 1983 | 1.88/6'2" | Olympic Qualif Tournament (ITA) |
| BOT | Botswana | IKGOPOLENG Khumiso | 54 kg | 5 DEC 1979 | 1.68/5'6" | 1st Aiba Africa Olympic (ALG) |
| | | BATSHEGI Thato | 57 kg | 27 APR 1988 | | 2nd Aiba Africa Olympic (NAM) |
| BRA | Brazil | CARVALHO Paulo | 48 kg | 26 FEB 1986 | 1.65/5'5" | 2 American Olympic Qualif (GUA) |
| | | VIEIRA Robenilson | 51 kg | 24 SEP 1987 | 1.66/5'5" | 2 American Olympic Qualif (GUA) |
| | | CONCEICAO Robson | 57 kg | 25 OCT 1988 | 1.71/5'7" | 2 American Olympic Qualif (GUA) |
| | | LOPES Everton | 60 kg | 8 AUG 1988 | 1.69/5'7" | 2 American Olympic Qualif (GUA) |
| | | CARVALHO Myke | 64 kg | 28 OCT 1983 | 1.82/6'0" | 2 American Olympic Qualif (GUA) |
| | | SILVA Washington | 81 kg | 25 FEB 1976 | 1.80/5'11" | 1 American Olympic Qualif (TRI) |
| BUL | Bulgaria | GEORGIEV Boris | 64 kg | 5 DEC 1982 | 1.80/5'11" | World Championship (USA) |
| | | PULEV Kubrat | +91 kg | 4 MAY 1981 | 1.94/6'4" | 1st Olympic Qualification (ITA) |
| CAF | Central African Rep. | BONGONGO Bruno Flavien | 69 kg | 30 JUN 1985 | | |
| CAN | Canada | TRUPISH Adam | 69 kg | 8 FEB 1979 | 1.78/5'10" | World Championships (USA) |
| CHN | China | ZOU Shiming | 48 kg | 18 MAY 1981 | 1.64/5'5" | World Boxing Championship (USA) |
| | | GU Yu | 54 kg | 12 JUL 1983 | 1.70/5'7" | World Boxing Championship (USA) |
| | | LI Yang | 57 kg | 19 FEB 1982 | 1.65/5'5" | World Boxing Championship (USA) |
| | | HU Qing | 60 kg | 19 JAN 1986 | 1.83/6'0" | First Asian Qualifying (THA) |
| | | MAIMAITIUSUN Qiong | 64 kg | 13 JAN 1988 | 1.70/5'7" | First Asian Qualifying (THA) |
| | | HANATI Silamu | 69 kg | 13 SEP 1984 | 1.79/5'10" | World Boxing Championship (USA) |
| | | WANG Jianzheng | 75 kg | 1 FEB 1987 | 1.85/6'1" | World Boxing Championship (USA) |



ENTRY LIST BY NOC As of 8 AUG 2008
报名名单 (国家/地区) / LISTE D'ENTRÉE PAR CNO

| NOC | Name | Weight Category | Date of Birth | Height m / ft in | Qualified | |
|-----|---------------------|---------------------------|---------------|------------------|----------------------------|---------------------------------|
| CHN | China | ZHANG Xiaoping | 81 kg | 1 APR 1982 | 1.88/6'2" | First Asian Qualifying (THA) |
| | | NIJIATI Yushan | 91 kg | 1 JUL 1986 | 1.88/6'2" | World Boxing Championship (USA) |
| | | ZHANG Zhilei | +91 kg | 2 MAY 1983 | 2.00/6'7" | World Boxing Champions (USA) |
| CMR | Cameroon | ESSOMBA Thomas | 48 kg | 2 DEC 1987 | 1.55/5'1" | (NAM) |
| | | SMAILA Mahaman | 64 kg | 28 FEB 1986 | 1.78/5'10" | (NAM) |
| | | MULEMA Joseph | 69 kg | 13 SEP 1982 | 1.78/5'10" | (ALG) |
| COD | Dem. Rep. of Congo | SALIKU BIEMBE Herry | 75 kg | 14 MAY 1981 | 1.75/5'9" | (NAM) |
| COL | Colombia | ROMERO Jonatan | 54 kg | 14 DEC 1986 | 1.73/5'8" | Campeonato Mundial (USA) |
| | | PEREZ Darleys | 60 kg | 14 SEP 1983 | 1.71/5'7" | Campeonato Mundial (USA) |
| | | ALVAREZ Eleider | 81 kg | 8 APR 1984 | 1.83/6'0" | Ii Clasificatorio Panamer (GUA) |
| | | JULIO Blanco | 91 kg | 12 APR 1980 | 1.90/6'3" | Ii Clasificatorio Panamer (GUA) |
| | | RIVAS Oscar | +91 kg | 6 JUN 1987 | 1.85/6'1" | Ii Clasificatorio Panamer (GUA) |
| CRO | Croatia | SIVOLIJA-JELICA Marijo | 81 kg | 29 JUN 1981 | 1.87/6'2" | Wc (USA) |
| | | TOMASOVIC Marko | +91 kg | 10 NOV 1981 | 1.83/6'0" | European Continental Qual (ITA) |
| CUB | Cuba | HERNANDEZ G Yampier | 48 kg | 30 AUG 1984 | 1.65/5'5" | Qualifying America 2 (GUA) |
| | | LAFFITA HERNANDEZ Andris | 51 kg | 26 MAR 1978 | 1.62/5'4" | Qualifying America 1 (TRI) |
| | | LEON ALARCON Yankiel | 54 kg | 26 APR 1982 | 1.63/5'4" | Qualifying America 1 (TRI) |
| | | TORRIENTE Idel | 57 kg | 20 SEP 1986 | 1.74/5'9" | Qualifying America 1 (TRI) |
| | | UGAS Yordenis | 60 kg | 14 JUL 1986 | 1.76/5'9" | Qualifying America 1 (TRI) |
| | | IGLESIAS SOTOLONGO Roniel | 64 kg | 14 AUG 1988 | 1.77/5'10" | Qualifying America 1 (TRI) |
| | | BANTEAUX SUAREZ Carlos | 69 kg | 13 OCT 1986 | 1.74/5'9" | Qualifying America 1 (TRI) |
| | | CORREA BAYEAUX Emilio | 75 kg | 12 OCT 1985 | 1.80/5'11" | Qualifying America 1 (TRI) |
| | | ACOSTA DUARTE Osmal | 91 kg | 3 APR 1985 | 1.88/6'2" | Qualifying America 1 (TRI) |
| | ALFONSO ACEA Robert | +91 kg | 11 NOV 1986 | 1.93/6'4" | Qualifying America 1 (TRI) | |
| DOM | Dominican Republic | MONTERO Winston | 48 kg | 20 NOV 1974 | 1.68/5'6" | Continental Qualification (GUA) |
| | | PAYANO Juan Carlos | 51 kg | 4 DEC 1984 | 1.65/5'5" | Continental Qualification (TRI) |
| | | NAVARRO Roberto | 57 kg | 14 APR 1988 | 1.70/5'7" | Continental Qualification (GUA) |
| | | DIAZ Felix | 64 kg | 10 DEC 1983 | 1.65/5'5" | Continental Qualification (GUA) |
| | | CASTILLO Gilbert Lenin | 69 kg | 21 AUG 1988 | 1.55/5'1" | Continental Qualification (GUA) |
| | | NUNEZ Argenis | 75 kg | 30 DEC 1981 | 1.55/5'1" | World Championship (USA) |
| ECU | Ecuador | MEZA Jose Luis | 48 kg | 24 SEP 1984 | 1.65/5'5" | I Eliminatória Olimpica (TRI) |
| | | POROZO Luis | 57 kg | 30 JUN 1990 | 1.70/5'7" | I Eliminatória Olimpica (TRI) |
| | | GONGORA Carlos | 75 kg | 25 APR 1989 | 1.81/5'11" | I Eliminatória Olimpica (TRI) |
| EGY | Egypt | ABDIN Hosam | 69 kg | 26 OCT 1985 | | Qualifying Championship (USA) |
| | | HIKAL Mohamed | 75 kg | 10 JAN 1979 | 1.75/5'9" | Qualifying Championship (ALG) |
| | | YASSER Ramadan | 81 kg | 19 JUL 1980 | 1.85/6'1" | World Senior Championship (USA) |
| ESP | Spain | de la NIEVE Jose Kelvin | 48 kg | 28 AUG 1986 | 1.63/5'4" | 2 Qualifying Tournament E (GRE) |
| FRA | France | OUBAALI Nordine | 48 kg | 4 AUG 1986 | 1.65/5'5" | A1ba World Boxing Champio (USA) |
| | | THOMAS Jerome | 51 kg | 20 JAN 1979 | 1.68/5'6" | 2nd. Euro Olympic Q.T. (GRE) |
| | | HALLAB Ali | 54 kg | 4 APR 1981 | 1.68/5'6" | 2d European Olympic (GRE) |
| | | DJELKHIR Khedafi | 57 kg | 26 OCT 1983 | 1.64/5'5" | 1st European Olympic (ITA) |
| | | SOW Daouda | 60 kg | 19 JAN 1983 | 1.75/5'9" | 2d European Olympic (GRE) |
| | | VASTINE Alexis | 64 kg | 17 NOV 1986 | 1.84/6'0" | A1ba World Boxing Champio (USA) |
| | | CHIGUER Jaoid | 69 kg | 11 AUG 1985 | 1.78/5'10" | 2d European Olympic (GRE) |
| | | RAYMOND Jean Mickael | 75 kg | 29 AUG 1986 | 1.84/6'0" | 2d European Olympic (GRE) |
| | | MBUMBA John | 91 kg | 29 APR 1983 | 1.85/6'1" | A1ba World Boxing Champio (USA) |
| GAM | Gambia | JACK Badou G J | 75 kg | 31 OCT 1983 | | 2nd African Qualifying (GAM) |



ENTRY LIST BY NOC As of 8 AUG 2008
报名名单 (国家/地区) / LISTE D'ENTRÉE PAR CNO

| NOC | Name | Weight Category | Date of Birth | Height m / ft in | Qualified | |
|-----|----------------|---------------------------|---------------|------------------|------------|---------------------------------|
| GBR | Great Britain | YAFAI Khalid | 51 kg | 11 JUN 1989 | 1.62/5'4" | European Qualifying (ITA) |
| | | MURRAY Joe | 54 kg | 3 JAN 1987 | 1.73/5'8" | World Championships (USA) |
| | | SAUNDERS Bradley | 64 kg | 4 FEB 1986 | 1.78/5'10" | European Qualifying (ITA) |
| | | SAUNDERS Billy Joe | 69 kg | 30 AUG 1989 | 1.80/5'11" | European Qualifying (ITA) |
| | | DEGALE James | 75 kg | 3 FEB 1986 | 1.83/6'0" | European Qualifying (ITA) |
| | | JEFFRIES Tony | 81 kg | 2 MAR 1985 | 1.88/6'2" | World Championships (USA) |
| | | PRICE David | +91 kg | 6 JUL 1983 | 2.03/6'8" | European Qualifying (GRE) |
| GEO | Georgia | IZORIA Nikoloz | 57 kg | 31 AUG 1985 | 1.75/5'9" | International Tournament (GRE) |
| | | JVANIA Kakhaber | 69 kg | 31 MAY 1983 | 1.78/5'10" | Qualification Tournament (GRE) |
| GER | Germany | RAHIMOV Rustamhodza | 54 kg | 16 FEB 1975 | 1.69/5'7" | 1. Europ. Os-Quali-Turn. (ITA) |
| | | GRATSCHOW Wilhelm | 57 kg | 18 OCT 1982 | 1.65/5'5" | 1. Europ. Os-Quali-Turn. (ITA) |
| | | CULCAY KETH Jack | 69 kg | 26 SEP 1985 | 1.72/5'8" | Weltmeisterschaft 2007 (USA) |
| | | BUGA Konstantin | 75 kg | 17 JUN 1985 | 1.81/5'11" | Weltmeisterschaft 2007 (USA) |
| GHA | Ghana | PLANGE Manyo | 48 kg | 18 JAN 1988 | | 1st Continental Ogqt (ALG) |
| | | SAMIR Issah | 54 kg | 26 JUL 1989 | | 2nd Continental Ogqt (NAM) |
| | | DZANIE Prince Octopus | 57 kg | 26 MAR 1985 | 1.42/4'8" | 2nd African Ogqt (NAM) |
| | | NEEQUAYE Samuel Kotey | 64 kg | 5 JUL 1983 | | 2nd African Ogqt (NAM) |
| | | SARAKU Ahmed | 75 kg | 3 FEB 1986 | 1.42/4'8" | 1st Continental Ogqt (ALB) |
| | | SAMIR Bastie | 81 kg | 19 MAY 1986 | 1.41/4'8" | 2nd Continental Ogqt (NAM) |
| GRE | Greece | GAZIS Georgios | 75 kg | 25 MAY 1981 | 1.85/6'1" | 2nd European Qt (GRE) |
| | | PAVLIDIS Ilias | 91 kg | 4 MAY 1978 | 1.81/5'11" | 2nd European Qt (GRE) |
| GRN | Grenada | MOSES Rolande | 69 kg | 24 JAN 1981 | 1.80/5'11" | Tripartite Invitation |
| GUA | Guatemala | VALENZUELA Eddie | 51 kg | 22 DEC 1982 | 1.65/5'5" | li Olympic Qualfication (GUA) |
| HAI | Haiti | AUGUSTAMA Azea | 81 kg | 2 AUG 1983 | 1.80/5'11" | (GUA) |
| HUN | Hungary | BEDAK Pal | 48 kg | 8 SEP 1985 | 1.56/5'1" | I European Qualification (GRE) |
| | | KALUCZA Norbert | 51 kg | 4 DEC 1986 | 1.67/5'6" | li European Qualifying (ITA) |
| | | VARGA Miklos | 60 kg | 26 AUG 1987 | 1.70/5'7" | Aiba 1st Loympic Qual (ITA) |
| | | KATE Gyula | 64 kg | 3 FEB 1982 | 1.77/5'10" | Aiba 1st Eu Olympic Qual (ITA) |
| | | SZELLO Imre | 81 kg | 27 JUL 1983 | 1.84/6'0" | Aiba World Championship (USA) |
| IND | India | KUMAR Jitender | 51 kg | 18 JUL 1988 | 1.60/5'3" | 3rd Olympic Qualifying (KAZ) |
| | | KUMAR Akhil | 54 kg | 27 MAR 1981 | 1.65/5'5" | 2nd Olympic Qualifying (THA) |
| | | LAKRA Anthresh Lalit | 57 kg | 22 OCT 1983 | 1.70/5'7" | 1st Olympic Qualifying (USA) |
| | | KUMAR Vijender | 75 kg | 29 OCT 1985 | 1.82/6'0" | 3rd Olympic Qualifying (KAZ) |
| | | KUMAR Dinesh | 81 kg | 25 AUG 1988 | 1.83/6'0" | 3rd Olympic Qualifying (KAZ) |
| IRI | Iran | SEPAHVANDI Morteza | 64 kg | 7 AUG 1979 | 1.74/5'9" | World Championships (USA) |
| | | GHORBANI Mehdi | 81 kg | 12 JAN 1985 | 1.82/6'0" | O.Q.T. (THA) |
| | | MAZAHERI Ali | 91 kg | 31 MAR 1982 | 1.95/6'5" | O.Q.T. (KAZ) |
| IRL | Ireland | BARNES Paddy | 48 kg | 9 APR 1987 | 1.70/5'7" | World Championships (USA) |
| | | NEVIN John Joseph | 54 kg | 7 JUN 1989 | 1.70/5'7" | 1st European Qualifier (ITA) |
| | | JOYCE Johnny | 64 kg | 17 OCT 1987 | 1.77/5'10" | 2nd European Qualifier (GRE) |
| | | SUTHERLAND Darren John | 75 kg | 18 APR 1982 | 1.82/6'0" | 2nd Olympic Qualifier (GRE) |
| | | EGAN Kenny | 81 kg | 7 JAN 1982 | 1.87/6'2" | 2nd European Qualifier (GRE) |
| ISV | Virgin Islands | JACKSON John | 69 kg | 16 JAN 1989 | 1.83/6'0" | 1st Continental Tournamen (TRI) |
| | | JACKSON Julius | 81 kg | 1 AUG 1987 | 1.88/6'2" | 2nd Continental Tournamen (GUA) |
| ITA | Italy | PICARDI Vincenzo | 51 kg | 20 OCT 1983 | 1.65/5'5" | World Championship (USA) |
| | | PARRINELLO Jahyn Vittorio | 54 kg | 8 AUG 1983 | 1.70/5'7" | li European Oly Qual Tour (GRE) |



ENTRY LIST BY NOC As of 8 AUG 2008
报名名单 (国家/地区) / LISTE D'ENTRÉE PAR CNO

| NOC | Name | Weight Category | Date of Birth | Height m / ft in | Qualified | |
|-----|-------------------------|-------------------------|---------------|------------------|---------------------------------|---------------------------------|
| ITA | Italy | | | | | |
| | di SAVINO Alessio | 57 kg | 22 MAY 1984 | 1.70/5'7" | li European OI Qual Tourm (GRE) | |
| | VALENTINO Domenico | 60 kg | 17 MAY 1984 | 1.71/5'7" | World Championship (USA) | |
| | RUSSO Clemente | 91 kg | 27 JUL 1982 | 1.80/5'11" | World Championship (USA) | |
| | CAMMARELLE Roberto | +91 kg | 30 JUL 1980 | 1.90/6'3" | World Championship (USA) | |
| JPN | Japan | | | | | |
| | SHIMIZU Satoshi | 57 kg | 13 MAR 1986 | 1.78/5'10" | 1st Asia Boxing Olympic (THA) | |
| | KAWACHI Masatsugu | 64 kg | 25 NOV 1985 | 1.78/5'10" | Aiba World Boxing Champio (USA) | |
| KAZ | Kazakhstan | | | | | |
| | ZHAKYPOV Birzhan | 48 kg | 7 JUL 1984 | 1.67/5'6" | (THA) | |
| | SARSEMBAYEV Mirat | 51 kg | 13 JUL 1986 | 1.64/5'5" | (KAZ) | |
| | ABUTALIPOV Kanat | 54 kg | 22 MAR 1983 | 1.56/5'1" | (KAZ) | |
| | JAFAROV Galib | 57 kg | 9 MAY 1978 | 1.65/5'5" | (KAZ) | |
| | AKSHALOV Meray | 60 kg | 8 MAY 1988 | 1.79/5'10" | (KAZ) | |
| | SAPIYEV Serik | 64 kg | 16 NOV 1983 | 1.79/5'10" | World Champions (USA) | |
| | SARSEKBAYEV Bakhyt | 69 kg | 29 NOV 1981 | 1.73/5'8" | World Champions (USA) | |
| | ARTAYEV Bakhtiyar | 75 kg | 14 MAR 1983 | 1.83/6'0" | World Championships (USA) | |
| | SHYNALIYEV Yerkebulan | 81 kg | 7 OCT 1987 | 1.78/5'10" | World Championships (USA) | |
| | MYRSATAYEV Ruslan | +91 kg | 7 MAY 1985 | 1.85/6'1" | (KAZ) | |
| KEN | Kenya | | | | | |
| | BILALI Suleiman Wanjau | 48 kg | 5 JUN 1978 | 1.54/5'1" | Algeria Africa (ALG) | |
| | IRUNGU Bernard Ngumba | 51 kg | 1 FEB 1976 | 1.60/5'3" | Namibia-Africa (NAM) | |
| | OKOTH Nicholas | 57 kg | 3 MAR 1983 | 1.63/5'4" | Namibia-Africa (NAM) | |
| | ALI Aziz | 81 kg | 15 SEP 1980 | 1.73/5'8" | Namibia-Africa (NAM) | |
| KGZ | Kyrgyzstan | TALASBAEV Asylbek | 60 kg | 7 FEB 1982 | 1.77/5'10" | 2nd Oqt (KAZ) |
| KOR | Korea | | | | | |
| | LEE Oksung | 51 kg | 7 FEB 1981 | 1.72/5'8" | Aiba 1st Asia Oqt (THA) | |
| | HAN Soonchul | 54 kg | 30 DEC 1984 | 1.78/5'10" | Aiba 2nd Asia Oqt (KAZ) | |
| | BAIK Jongsub | 60 kg | 5 JUL 1980 | 1.72/5'8" | Aiba 1st Asia Oqt (THA) | |
| | KIM Jungjoo | 69 kg | 11 NOV 1981 | 1.70/5'7" | Aiba 1st Asia Oqt (THA) | |
| | CHO Deokjin | 75 kg | 20 FEB 1983 | 1.78/5'10" | Aiba 2nd Asia Oqt (KAZ) | |
| LES | Lesotho | NKETU Emanuel Thabiso | 54 kg | 25 JAN 1980 | Tripartite Commission | |
| LTU | Lithuania | | | | | |
| | KAVALIAUSKAS Egidijus | 64 kg | 29 JUN 1988 | 1.67/5'6" | 2nd European Qualifying T (GRE) | |
| | SEMIOTAS Daugirdas | 81 kg | 20 MAY 1983 | 1.82/6'0" | World Boxing Championship (USA) | |
| | JAKSTO Jaroslav | +91 kg | 7 AUG 1980 | 1.94/6'4" | 2nd European Qualifying T (GRE) | |
| MAD | Madagascar | SOLONIAINA Jean de Dieu | 60 kg | 26 FEB 1974 | 1.67/5'6" | 2nd Qualification Namibia (NAM) |
| MAR | Morocco | | | | | |
| | BOUCHTOUK Redouane | 48 kg | 19 DEC 1976 | | Afrique (NAM) | |
| | NHAILA Abdelillah | 51 kg | 2 DEC 1981 | | Afrique (ALG) | |
| | MESBAHI Hicham | 54 kg | 4 DEC 1980 | 1.66/5'5" | Afrique (ALG) | |
| | OUATINE Mahdi | 57 kg | 26 SEP 1987 | | Afrique (ALG) | |
| | TAMSAMANI Tahar | 60 kg | 10 SEP 1980 | 1.75/5'9" | Afrique (ALG) | |
| | MOUSSAID Driss | 64 kg | 29 MAR 1988 | | Afrique (ALG) | |
| | KHALSI Mehdi | 69 kg | 6 JUN 1986 | | Afrique (NAM) | |
| | RACHIDI Said | 75 kg | 14 JUL 1986 | | Championat du Monde (USA) | |
| | ARJAOUI Mohammed | 91 kg | 6 JUN 1987 | | Afrique (ALG) | |
| | AMANISSI Mohamed | +91 kg | 29 JUL 1981 | | Afrique (NAM) | |
| MDA | Moldova | | | | | |
| | GOJAN Veaceslav | 54 kg | 18 MAY 1983 | 1.62/5'4" | Qualifying Tournament (ITA) | |
| | GRUSAC Vitalie | 69 kg | 11 SEP 1977 | 1.76/5'9" | World Championship (USA) | |
| MEX | Mexico | | | | | |
| | VALDEZ Oscar | 54 kg | 22 DEC 1990 | 1.69/5'7" | Primera Eliminatoria Olim (TRI) | |
| | SANTOS REYES Arturo | 57 kg | 28 DEC 1985 | 1.63/5'4" | Campeonato Mundial (USA) | |
| | VARGAS Francisco Javier | 60 kg | 25 DEC 1984 | 1.72/5'8" | Segunda Eliminatoria Olim (GUA) | |
| MGL | Mongolia | PUREVDORJ Serdamba | 48 kg | 18 APR 1985 | 2nd Qualifying Tournament (KAZ) | |



ENTRY LIST BY NOC As of 8 AUG 2008
报名名单 (国家/地区) / LISTE D'ENTRÉE PAR CNO

| NOC | Name | Weight Category | Date of Birth | Height m / ft in | Qualified | |
|-----|------------------|-----------------------------|---------------|------------------|------------|---------------------------------|
| MGL | Mongolia | ENKHBAT Badar-Uugan | 54 kg | 3 JUN 1985 | 1.72/5'8" | World Championships (USA) |
| | | ZORIGTBAATAR Enkhzorig | 57 kg | 27 FEB 1987 | 1.77/5'10" | 2nd Qualifying Tournament (KAZ) |
| | | URANCHIMEG Munkh-Erdene | 64 kg | 22 MAR 1982 | 1.74/5'9" | Qualifying Tournament 2 (KAZ) |
| MNE | Montenegro | GAJOVIC Milorad | 91 kg | 27 JUL 1974 | 1.85/6'1" | |
| MRI | Mauritius | JULIE Bruno | 54 kg | 11 JUL 1978 | 1.75/5'9" | 2nd Aiba Qualifying (NAM) |
| | | COLIN Richarno | 64 kg | 17 JUL 1987 | 1.75/5'9" | 2nd Aiba Qualifying (NAM) |
| NAM | Namibia | UUTONI Jafet | 48 kg | 29 JUN 1979 | 1.75/5'9" | Continental Qualifying |
| | | INDONGO Julius Munyelele | 60 kg | 12 FEB 1983 | 1.79/5'10" | Continental Qualifying |
| | | KASUTO Mujandjae | 69 kg | 25 NOV 1985 | 1.78/5'10" | Continental Qualifying |
| NGR | Nigeria | LAWAL Rasheed Olawale | 60 kg | 13 AUG 1983 | 1.70/5'7" | 2nd Africa Olympic Q. T. (NAM) |
| | | IZOBO Dauda | 81 kg | 20 JUN 1980 | | 2nd Olympic Q.T. (NAM) |
| | | DURODOLA Olanrewaju | 91 kg | 16 OCT 1980 | 1.92/6'4" | 2nd Africa Olympic Q. T. (NAM) |
| | | OHWARIEME Onoriode | +91 kg | 25 NOV 1987 | | 2nd Africa Olympic Q. T. (NAM) |
| PHI | Philippines | TANAMOR Harry | 48 kg | 20 AUG 1977 | 1.65/5'5" | Aiba World Boxing Champs (USA) |
| PNG | Papua New Guinea | WILLIE Jack | 48 kg | 15 APR 1979 | | Aiba Oceania Oqt (SAM) |
| POL | Poland | MASZCZYK Lukasz | 48 kg | 15 DEC 1984 | 1.66/5'5" | Qualification Tournament1 (ITA) |
| | | KACZOR Rafal | 51 kg | 6 AUG 1982 | | World Championships (USA) |
| PRK | DPR Korea | KIM Song Guk | 60 kg | 11 APR 1981 | 1.77/5'10" | World Boxing Championship (USA) |
| PUR | Puerto Rico | ARROYO ACEVEDO McWilliams | 51 kg | 5 DEC 1985 | 1.63/5'4" | World Championship (USA) |
| | | ARROYO ACEVEDO McJoe | 54 kg | 5 DEC 1985 | 1.63/5'4" | World Championship (USA) |
| | | PEDRAZA GONZALEZ Jose | 60 kg | 8 MAY 1989 | 1.75/5'9" | 2nd Qualifying Tournament (GUA) |
| | | GONZALEZ ORTIZ Jonathan | 64 kg | 26 JUL 1989 | 1.80/5'11" | 2nd Qualifying Tournament (GUA) |
| | | NEGRON COLON Carlos | 81 kg | 4 FEB 1987 | 1.96/6'5" | 1st Qualifying Tournament (TRI) |
| ROU | Romania | POPESCU Georgian | 60 kg | 20 OCT 1984 | 1.76/5'9" | 2nd European Tournment (GRE) |
| | | GHEORGHE Ionut | 64 kg | 29 FEB 1984 | 1.73/5'8" | 1st European Tournment (ITA) |
| RSA | South Africa | CHAUKE Jackson | 51 kg | 29 MAY 1985 | 1.65/5'5" | 2nd Aiba African Olympic (NAM) |
| RUS | Russian Fed. | AYRAPETYAN David | 48 kg | 26 SEP 1983 | 1.57/5'2" | 1st European Oqt (ITA) |
| | | BALAKSHIN Georgy | 51 kg | 6 MAR 1980 | 1.61/5'3" | Aiba World Championships (USA) |
| | | VODOPYANOV Sergey | 54 kg | 20 SEP 1987 | 1.68/5'6" | Aiba World Championships (USA) |
| | | SELIMOV Albert | 57 kg | 5 APR 1986 | 1.70/5'7" | Aiba World Championships (USA) |
| | | TISHCHENKO Alexey | 60 kg | 29 MAY 1984 | 1.67/5'6" | Aiba World Championships (USA) |
| | | KOVALEV Gennady | 64 kg | 13 MAY 1983 | 1.73/5'8" | Aiba World Championships (USA) |
| | | BALANOV Andrey | 69 kg | 27 APR 1976 | 1.74/5'9" | 2nd Oqt (GRE) |
| | | KOROBOV Matvey | 75 kg | 7 JAN 1983 | 1.79/5'10" | Aiba World Championships (USA) |
| | | BETERBIEV Artur | 81 kg | 21 JAN 1985 | 1.84/6'0" | Aiba World Championships (USA) |
| | | CHAKHKIEV Rakhim | 91 kg | 11 JAN 1983 | 1.83/6'0" | Aiba World Championships (USA) |
| | | TIMURZIEV Islam | +91 kg | 9 JAN 1983 | 1.86/6'1" | Aiba World Championships (USA) |
| | | SAM | Samoa | TAVUI Farani | 81 kg | 6 NOV 1985 |
| SLE | Sierra Leone | KARGBO Saidu | 48 kg | 15 AUG 1982 | 1.50/4'11" | |
| SRI | Sri Lanka | RATNAYAKE Anuruddha Bandara | 51 kg | 17 AUG 1975 | 1.58/5'2" | Aiba World Championships (USA) |
| SWE | Sweden | TERBUNJA Naim | 75 kg | 28 SEP 1984 | 1.83/6'0" | European Qualification 1 (ITA) |
| | | KATENDE Kennedy | 81 kg | 15 MAR 1985 | 1.78/5'10" | European Qualification 2 (GRE) |



ENTRY LIST BY NOC As of 8 AUG 2008
报名名单 (国家/地区) / LISTE D'ENTRÉE PAR CNO

| NOC | Name | Weight Category | Date of Birth | Height m / ft in | Qualified | |
|-----|--------------------------|-----------------------|---------------|------------------|---------------------------------|---------------------------------|
| THA | Thailand | RUENROENG Amnat | 48 kg | 18 DEC 1979 | 1.63/5'4" | Aiba World Championships (USA) |
| | JONGJOHOR Somjit | 51 kg | 19 JAN 1975 | 1.67/5'6" | Aiba World Championships (USA) | |
| | PETCHKOOM Worapoj | 54 kg | 18 MAY 1981 | 1.70/5'7" | 1st Aiba Asian Oqt (THA) | |
| | ADI Sailom | 57 kg | 7 JUL 1986 | 1.72/5'8" | Aiba World Championships (USA) | |
| | SAYOTA Pichai | 60 kg | 24 DEC 1979 | 1.72/5'8" | Aiba World Championships (USA) | |
| | BOONJUMNONG Manus | 64 kg | 23 JUN 1980 | 1.73/5'8" | 1st Aiba Asian Oqt (THA) | |
| | BOONJUMNONG Non | 69 kg | 12 JUL 1982 | 1.83/6'0" | Aiba World Championships (USA) | |
| | CHOMPHUHUANG Angkhan | 75 kg | 20 JAN 1981 | 1.75/5'9" | 1st Aiba Asian Oqt (THA) | |
| TJK | Tajikistan | DOSTIEV Sherali | 48 kg | 12 JAN 1985 | 1.64/5'5" | Aiba 2nd Asian Oqt |
| | YUNUSOV Anvar | 51 kg | 1 FEB 1987 | 1.70/5'7" | Aiba 1st Asian Oqt (THA) | |
| | KURBANOV Dzhakhon | 81 kg | 12 FEB 1986 | 1.86/6'1" | Aiba 1st Asian Oqt (THA) | |
| TKM | Turkmenistan | BASHIROV Aliasker | 69 kg | 27 JUN 1979 | 1.80/5'11" | 2nd Aiba Asian O. Q. (KAZ) |
| TUN | Tunisia | CHERIF Walid | 51 kg | 9 MAR 1978 | 1.62/5'4" | Ler Tournoi de Qualificat (ALG) |
| | SHILI Alaa | 57 kg | 10 NOV 1987 | 1.73/5'8" | Ler Tournoi de Qualificat (ALG) | |
| | NEJMAOUI Saifeddine | 60 kg | 5 MAY 1981 | 1.75/5'9" | Ler Tournoi de Qualificat (ALG) | |
| | HASSINI Hamza | 64 kg | 17 JUL 1986 | 1.76/5'9" | Ler Tournoi de Qualificat (ALG) | |
| | SAHRAOUI Mourad | 81 kg | 12 JAN 1983 | 1.76/5'9" | Ler Tournoi de Qualificat (ALG) | |
| TUR | Turkey | MEMIS Furkan Ulas | 51 kg | 22 APR 1991 | 1.67/5'6" | 2nd Oqt (GRE) |
| | KILIC Yakup | 57 kg | 13 JUL 1986 | 1.77/5'10" | World Championships (USA) | |
| | SIPAL Onur | 60 kg | 17 MAR 1989 | 1.70/5'7" | World Championships (USA) | |
| | KILICCI Adem | 69 kg | 18 APR 1986 | 1.85/6'1" | World Championships (USA) | |
| | MUZAFFER Bahram | 81 kg | 4 AUG 1986 | 1.88/6'2" | 1nd Qualification T (ITA) | |
| UGA | Uganda | SERUGO Ronald | 48 kg | 5 SEP 1984 | 1.70/5'7" | 2nd Africa O.Q.T. (NAM) |
| UKR | Ukraine | CHYGAYEV Georgiy | 48 kg | 19 OCT 1983 | 1.61/5'3" | World Championship (USA) |
| | LOMACHENKO Vasyi | 57 kg | 17 FEB 1988 | 1.69/5'7" | World Championship (USA) | |
| | KLYUCHKO Oleksandr | 60 kg | 11 JUL 1984 | 1.70/5'7" | 1st European Oqt (ITA) | |
| | STRETSKY Olexandr | 69 kg | 6 MAY 1986 | 1.81/5'11" | | |
| | DEREVYANCHENKO Sergiy | 75 kg | 31 OCT 1985 | 1.75/5'9" | World Championship (USA) | |
| | USYK Oleksandr | 91 kg | 17 JAN 1987 | 1.91/6'3" | 1st European Oqt (ITA) | |
| | GLAZKOV Vyacheslav | +91 kg | 15 OCT 1984 | 1.89/6'2" | World Championship (USA) | |
| USA | United States | YANEZ Luis | 48 kg | 25 OCT 1988 | 1.65/5'5" | 2007 World Championships (USA) |
| | WARREN Rau'shee | 51 kg | 13 FEB 1987 | 1.65/5'5" | 2007 World Championships (USA) | |
| | WILLIAMS Raynell | 57 kg | 4 FEB 1989 | 1.70/5'7" | 2007 World Championships (USA) | |
| | ALI Sadam | 60 kg | 26 SEP 1988 | 1.75/5'9" | 1st Americas Qualifying (TRI) | |
| | MOLINA Javier | 64 kg | 2 JAN 1990 | 1.75/5'9" | 1st Americas Qualifying (TRI) | |
| | ANDRADE Demetrius | 69 kg | 26 FEB 1988 | 1.83/6'0" | 2007 World Championships (USA) | |
| | ESTRADA Shawn | 75 kg | 1 APR 1985 | 1.85/6'1" | 2nd American Qualifying (GUA) | |
| | WILDER Deontay | 91 kg | 22 OCT 1985 | 2.01/6'7" | 1st Americas Qualifying (TRI) | |
| UZB | Uzbekistan | SULTONOV Rafikjon | 48 kg | 19 FEB 1988 | 1.66/5'5" | 1st Asian Olympic Qualif (THA) |
| | DONIYOROV Tulashboy | 51 kg | 30 MAR 1981 | 1.66/5'5" | 2nd Asian Olympic Qualif (KAZ) | |
| | TOJIBAEV Hoorshid | 54 kg | 13 NOV 1989 | 1.66/5'5" | 2nd Asian Olympic Qualif (KAZ) | |
| | SULTONOV Bahodirjon | 57 kg | 15 JAN 1985 | 1.66/5'5" | 1st Asian Olympic Qualif (THA) | |
| | MAHMUDOV Dilshod | 69 kg | 30 NOV 1982 | 1.78/5'10" | 1st Asian Olympic Qualif (THA) | |
| | RASULOV Elshod | 75 kg | 7 MAR 1986 | 1.80/5'11" | 1st Asian Olympic Qualif (THA) | |
| | ATOEV Abbos | 81 kg | 7 JUN 1986 | 1.75/5'9" | World Champs 2007 (USA) | |
| VEN | Venezuela | BERMUDEZ SALAS Eduard | 48 kg | 21 AUG 1984 | 1.61/5'3" | li Eliminatoria (TRI) |
| | MANZANILLA RANGEL Hector | 54 kg | 28 JUN 1985 | 1.74/5'9" | Campeonato Mundial (USA) | |
| | SANCHEZ Jonny | 64 kg | 12 MAY 1987 | 1.76/5'9" | li Eliminatoria (TRI) | |
| | BLANCO PARRA Alfonso | 75 kg | 2 FEB 1986 | 1.81/5'11" | Campeonato Mundial (USA) | |
| | GONZALEZ Luis Alberto | 81 kg | 6 AUG 1984 | 1.79/5'10" | li Eliminatoria (TRI) | |
| | PAYARES Jose | +91 kg | 27 APR 1986 | 1.96/6'5" | lii Eliminatoria (GUA) | |



WORKERS' GYMNASIUM
北京工人体育馆
PALAIS OMNISPORTS DES OUVRIERS

BOXING
拳击 / BOXE



ENTRY LIST BY NOC As of 8 AUG 2008
报名单 (国家/地区) / LISTE D'ENTRÉE PAR CNO

| NOC | Name | Weight Category | Date of Birth | Height m / ft in | Qualified |
|-----|--------|-------------------|---------------|------------------|---------------------------------|
| ZAM | Zambia | CHIYANIKA Cassius | 1 MAR 1984 | 1.68 / 5'6" | Wnd Aiba Olympic Boxing Q (NAM) |
| | | BWALYA Hastings | 25 JUN 1985 | 1.68 / 5'6" | 1st Aiba Olympic Qt (ALG) |
| | | MAKINA Precious | 2 OCT 1985 | | Tripartite Commission |



ENTRY LIST BY WEIGHT CATEGORY As of 8 AUG 2008
各级别报名名单 / LISTE D'ENTRÉE PAR CATÉGORIE DU POIDS

| NOC Code | Name | Date of Birth | Height m / ft in | Qualified |
|----------|-------------------------|---------------|------------------|---------------------------------|
| ARM | DANIELYAN Hovhannes | 11 APR 1987 | 1.63 / 5'4" | World Championships (USA) |
| BRA | CARVALHO Paulo | 26 FEB 1986 | 1.65 / 5'5" | 2 American Olympic Qualif (GUA) |
| CHN | ZOU Shiming | 18 MAY 1981 | 1.64 / 5'5" | World Boxing Championship (USA) |
| CMR | ESSOMBA Thomas | 2 DEC 1987 | 1.55 / 5'1" | (NAM) |
| CUB | HERNANDEZ G Yampier | 30 AUG 1984 | 1.65 / 5'5" | Qualifying America 2 (GUA) |
| DOM | MONTERO Winston | 20 NOV 1974 | 1.68 / 5'6" | Continental Qualification (GUA) |
| ECU | MEZA Jose Luis | 24 SEP 1984 | 1.65 / 5'5" | 1 Eliminatoria Olmpica (TRI) |
| ESP | de la NIEVE Jose Kelvin | 28 AUG 1986 | 1.63 / 5'4" | 2 Qualifying Tournament E (GRE) |
| FRA | OUBAALI Nordine | 4 AUG 1986 | 1.65 / 5'5" | A1ba World Boxing Champio (USA) |
| GHA | PLANGE Manyo | 18 JAN 1988 | | 1st Continental Ogqt (ALG) |
| HUN | BEDAK Pal | 8 SEP 1985 | 1.56 / 5'1" | 1 European Qualification (GRE) |
| IRL | BARNES Paddy | 9 APR 1987 | 1.70 / 5'7" | World Championships (USA) |
| KAZ | ZHAKYPOV Birzhan | 7 JUL 1984 | 1.67 / 5'6" | (THA) |
| KEN | BILALI Suleiman Wanjau | 5 JUN 1978 | 1.54 / 5'1" | Algeria Africa (ALG) |
| MAR | BOUCHTOUK Redouane | 19 DEC 1976 | | Afrique (NAM) |
| MGL | PUREVDORJ Serdamba | 18 APR 1985 | | 2nd Qualifying Tournament (KAZ) |
| NAM | UUTONI Jafet | 29 JUN 1979 | 1.75 / 5'9" | Continental Qualifying |
| PHI | TANAMOR Harry | 20 AUG 1977 | 1.65 / 5'5" | Aiba World Boxing Champs (USA) |
| PNG | WILLIE Jack | 15 APR 1979 | | Aiba Oceania Oqt (SAM) |
| POL | MASZCZYK Lukasz | 15 DEC 1984 | 1.66 / 5'5" | Qualification Tournament1 (ITA) |
| RUS | AYRAPETYAN David | 26 SEP 1983 | 1.57 / 5'2" | 1st European Oqt (ITA) |
| SLE | KARGBO Saidu | 15 AUG 1982 | 1.50 / 4'11" | |
| THA | RUENROENG Amnat | 18 DEC 1979 | 1.63 / 5'4" | Aiba World Championships (USA) |
| TJK | DOSTIEV Sherali | 12 JAN 1985 | 1.64 / 5'5" | Aiba 2nd Asian Oqt |
| UGA | SERUGO Ronald | 5 SEP 1984 | 1.70 / 5'7" | 2nd Africa O.Q.T. (NAM) |
| UKR | CHYGAYEV Georgiy | 19 OCT 1983 | 1.61 / 5'3" | World Championship (USA) |
| USA | YANEZ Luis | 25 OCT 1988 | 1.65 / 5'5" | 2007 World Championships (USA) |
| UZB | SULTONOV Rafikjon | 19 FEB 1988 | 1.66 / 5'5" | 1st Asian Olympic Qualif (THA) |
| VEN | BERMUDEZ SALAS Eduard | 21 AUG 1984 | 1.61 / 5'3" | 1i Eliminatoria (TRI) |



DRAW SHEET As of 24 AUG 2008

抽签表 / FEUILLE DE TIRAGE SU SORT

Final

Number of boxers: 29

| Preliminaries | | Quarterfinals | Semifinals | Final |
|---------------|--------------------------------|---------------------------|---------------------------|-------------------|
| IRL | <u>BARNES Paddy</u> Bye | BARNES P PTS 14:8 | BARNES P PTS 11:5 | ZOU S PTS 15:0 |
| ECU | <u>MEZA Jose Luis</u> Bye | | | |
| NAM | <u>UUTONI Jafet</u> Bye | PTS +5:5 MASZCZYK L | | |
| POL | <u>MASZCZYK Lukasz</u> | RSC R3 1:32 MASZCZYK L | | |
| SLE | <u>KARGBO Saidu</u> | | | |
| HUN | <u>BEDAK Pal</u> | ZHAKYPOV B PTS 7:6 | ZHAKYPOV B PTS 13:7 | |
| KAZ | <u>ZHAKYPOV Birzhan</u> | | | |
| CMR | <u>ESSOMBA Thomas</u> | PTS 9:3 DANIELYAN H | PTS 9:4 ZOU S | |
| ARM | <u>DANIELYAN Hovhannes</u> | | | |
| FRA | <u>OUBAALI Nordine</u> | OUBAALI N PTS 8:7 | PTS +3:3 ZOU S | |
| UZB | <u>SULTONOV Rafikjon</u> | | | |
| VEN | <u>BERMUDEZ SALAS Eduard</u> | PTS 11:2 ZOU S | | |
| CHN | <u>ZOU Shiming</u> | | | |
| DOM | <u>MONTERO Winston</u> | MONTERO W PTS 9:3 | RUENROENG A PTS 7:3 | |
| KEN | <u>BILALI Suleiman Wanjau</u> | | | |
| THA | <u>RUENROENG Amnat</u> | PTS 14:2 RUENROENG A | | |
| PNG | <u>WILLIE Jack</u> | | | |
| MGL | <u>PUREVDORJ Serdamba</u> | PUREVDORJ S PTS 9:5 | PUREVDORJ S PTS 5:2 | |
| UGA | <u>SERUGO Ronald</u> | | | |
| ESP | <u>de la NIEVE Jose Kelvin</u> | PTS 12:9 YANEZ L | PTS 8:7 PUREVDORJ S | |
| USA | <u>YANEZ Luis</u> | | | |
| UKR | <u>CHYGAYEV Georgiy</u> | CHYGAYEV G PTS 13:11 | PTS +8:8 PUREVDORJ S | |
| RUS | <u>AYRAPETYAN David</u> | | | |
| CUB | <u>HERNANDEZ G Yampier</u> | PTS 12:1 HERNANDEZ G Y | HERNANDEZ G Y PTS 21:3 | |
| TJK | <u>DOSTIEV Sherali</u> | | | |
| GHA | <u>PLANGE Manyo</u> | PLANGE M PTS 6:3 | PTS 21:6 HERNANDEZ G Y | |
| PHI | <u>TANAMOR Harry</u> | | | |
| MAR | <u>BOUCHTOUK Redouane</u> | PTS 13:7 CARVALHO P | PTS 21:12 CARVALHO P | |
| BRA | <u>CARVALHO Paulo</u> | | | |

Standings:

| | |
|------------------|--------------|
| 1. ZOU S | (CHN) Gold |
| 2. PUREVDORJ S | (MGL) Silver |
| 3. BARNES P | (IRL) Bronze |
| 3. HERNANDEZ G Y | (CUB) Bronze |
| 5. CARVALHO P | (BRA) |
| 5. ZHAKYPOV B | (KAZ) |
| 5. MASZCZYK L | (POL) |
| 5. RUENROENG A | (THA) |

Note:
5th places are sorted by NOC.

| PTS | Points | R | Round | RET | Retired | RSC | Referee Stop Contest |
|-----|--------|---|-------|-----|---------|-----|----------------------|
|-----|--------|---|-------|-----|---------|-----|----------------------|



ENTRY LIST BY WEIGHT CATEGORY As of 8 AUG 2008
各级别报名名单 / LISTE D'ENTRÉE PAR CATÉGORIE DU POIDS

| NOC Code | Name | Date of Birth | Height m / ft in | Qualified |
|----------|-----------------------------|---------------|------------------|---------------------------------|
| AUS | SUTHERLAND Stephen | 19 AUG 1990 | 1.60 / 5'3" | Oceania (SAM) |
| AZE | MAMMADOV Samir | 15 MAY 1988 | 1.62 / 5'4" | World Senior Champions. (USA) |
| BRA | VIEIRA Robenilson | 24 SEP 1987 | 1.66 / 5'5" | 2 American Olympic Qualif (GUA) |
| CUB | LAFFITA HERNANDEZ Andris | 26 MAR 1978 | 1.62 / 5'4" | Qualifying America 1 (TRI) |
| DOM | PAYANO Juan Carlos | 4 DEC 1984 | 1.65 / 5'5" | Continental Qualification (TRI) |
| FRA | THOMAS Jerome | 20 JAN 1979 | 1.68 / 5'6" | 2nd. Euro Olympic Q.T. (GRE) |
| GBR | YAFAI Khalid | 11 JUN 1989 | 1.62 / 5'4" | European Qualifying (ITA) |
| GUA | VALENZUELA Eddie | 22 DEC 1982 | 1.65 / 5'5" | Ii Olympic Qualification (GUA) |
| HUN | KALUCZA Norbert | 4 DEC 1986 | 1.67 / 5'6" | Ii European Qualifying (ITA) |
| IND | KUMAR Jitender | 18 JUL 1988 | 1.60 / 5'3" | 3rd Olympic Qualifying (KAZ) |
| ITA | PICARDI Vincenzo | 20 OCT 1983 | 1.65 / 5'5" | World Championship (USA) |
| KAZ | SARSEMBAYEV Mirat | 13 JUL 1986 | 1.64 / 5'5" | (KAZ) |
| KEN | IRUNGU Bernard Ngumba | 1 FEB 1976 | 1.60 / 5'3" | Namibia-Africa (NAM) |
| KOR | LEE Oksung | 7 FEB 1981 | 1.72 / 5'8" | Aiba 1st Asia Oqt (THA) |
| MAR | NHAILA Abdelillah | 2 DEC 1981 | | Afrique (ALG) |
| POL | KACZOR Rafal | 6 AUG 1982 | | World Championships (USA) |
| PUR | ARROYO ACEVEDO McWilliams | 5 DEC 1985 | 1.63 / 5'4" | World Championship (USA) |
| RSA | CHAUKE Jackson | 29 MAY 1985 | 1.65 / 5'5" | 2nd Aiba African Olympic (NAM) |
| RUS | BALAKSHIN Georgy | 6 MAR 1980 | 1.61 / 5'3" | Aiba World Championships (USA) |
| SRI | RATNAYAKE Anuruddha Bandara | 17 AUG 1975 | 1.58 / 5'2" | Aiba World Championships (USA) |
| THA | JONGJOHOR Somjit | 19 JAN 1975 | 1.67 / 5'6" | Aiba World Championships (USA) |
| TJK | YUNUSOV Anvar | 1 FEB 1987 | 1.70 / 5'7" | Aiba 1st Asian Oqt (THA) |
| TUN | CHERIF Walid | 9 MAR 1978 | 1.62 / 5'4" | Ler Tournoi de Qualificat (ALG) |
| TUR | MEMIS Furkan Ulas | 22 APR 1991 | 1.67 / 5'6" | 2nd Oqt (GRE) |
| USA | WARREN Rau'shee | 13 FEB 1987 | 1.65 / 5'5" | 2007 World Championships (USA) |
| UZB | DONIYOROV Tulashboy | 30 MAR 1981 | 1.66 / 5'5" | 2nd Asian Olympic Qualif (KAZ) |
| ZAM | CHIYANIKA Cassius | 1 MAR 1984 | 1.68 / 5'6" | Wnd Aiba Olympic Boxing Q (NAM) |



DRAW SHEET As of 23 AUG 2008
抽签表 / FEUILLE DE TIRAGE SU SORT

Final

Number of boxers: 27

| Preliminaries | | Quarterfinals | Semifinals | Final |
|---------------|--|------------------------------|-------------------------------|------------------------------|
| PUR | ARROYO ACEVEDO McWilliams Bye | ARROYO ACEVEDO M PTS 14:6 | | |
| HUN | KALUCZA Norbert Bye | | LAFFITA HERNANDEZ PTS 11:2 | |
| CUB | LAFFITA HERNANDEZ Andris Bye | PTS 9:3 LAFFITA HERNANDEZ | | |
| GBR | YAFAI Khalid Bye | | | LAFFITA HERNANDEZ PTS 9:8 |
| RUS | BALAKSHIN Georgy Bye | BALAKSHIN G PTS 12:4 | | |
| KAZ | SARSEMBAYEV Mirat PTS 14:5 | SARSEMBAYEV M | | |
| POL | KACZOR Rafal | | PTS 15:11 BALAKSHIN G | |
| UZB | DONIYOROV Tulasboy PTS 10:1 | DONIYOROV T | | |
| KEN | IRUNGU Bernard Ngumba | PTS 13:6 KUMAR J | | |
| IND | KUMAR Jitender RET R3 1:21 KUMAR J | | | |
| TUR | MEMIS Furkan Ulas | | | JONGJOHOR S PTS 8:2 |
| DOM | PAYANO Juan Carlos PTS 10:6 | PAYANO J | | |
| FRA | THOMAS Jerome | | PICARDI V PTS 8:4 | |
| ITA | PICARDI Vincenzo PTS 10:3 PICARDI V | | | |
| ZAM | CHIYANIKA Cassius | | PICARDI V PTS 7:5 | |
| TUN | CHERIF Walid PTS 14:2 | CHERIF W | | |
| AUS | SUTHERLAND Stephen | PTS 11:5 CHERIF W | | |
| USA | WARREN Rau'shee PTS 9:8 LEE O | | | |
| KOR | LEE Oksung | | | PTS 7:1 JONGJOHOR S |
| AZE | MAMMADOV Samir PTS 19:4 | MAMMADOV S | | |
| MAR | NHAILA Abdelillah | | JONGJOHOR S PTS 10:2 | |
| THA | JONGJOHOR Somjit PTS 6:1 JONGJOHOR S | | | |
| GUA | VALENZUELA Eddie | | PTS 8:1 JONGJOHOR S | |
| SRI | RATNAYAKE Anuruddha Bandara PTS 13:3 | VIEIRA R | | |
| BRA | VIEIRA Robenilson | PTS 12:6 YUNUSOV A | | |
| RSA | CHAUKE Jackson PTS 9:1 YUNUSOV A | | | |
| TJK | YUNUSOV Anvar | | | |

Standings:

| | | |
|----------------------|-------|--------|
| 1. JONGJOHOR S | (THA) | Gold |
| 2. LAFFITA HERNANDEZ | (CUB) | Silver |
| 3. PICARDI V | (ITA) | Bronze |
| 3. BALAKSHIN G | (RUS) | Bronze |
| 5. KUMAR J | (IND) | |
| 5. ARROYO ACEVEDO M | (PUR) | |
| 5. YUNUSOV A | (TJK) | |
| 5. CHERIF W | (TUN) | |

Note:
5th places are sorted by NOC.

| PTS | Points | R | Round | RET | Retired |
|-----|--------|---|-------|-----|---------|
|-----|--------|---|-------|-----|---------|



BOXING
拳击 / BOXE



OFFICIAL COMMUNICATION

官方通告 / COMMUNICATION OFFICIELLE

Item: 3

Boxing
Medical Examination and Weigh-In

At 9:00 on the 8 August 2008, AMBAW Molla Getachew representing ETH in the 51kg weight category failed in the Medical Examination and Weigh-in.

Issued by: AIBA Technical Delegate
Time: 08:50
Date: 08 AUG 2008

This decision affects:

RESULTS
SCHEDULE
OTHER

| |
|-------------------------------------|
| <input type="checkbox"/> |
| <input checked="" type="checkbox"/> |
| <input type="checkbox"/> |

Note: For more details contact the AIBA or consult the AIBA website: www.aiba.org





ENTRY LIST BY WEIGHT CATEGORY As of 8 AUG 2008
各级别报名名单 / LISTE D'ENTRÉE PAR CATÉGORIE DU POIDS

| NOC Code | Name | Date of Birth | Height m / ft in | Qualified |
|----------|---------------------------|---------------|------------------|---------------------------------|
| ALG | OURRADI Abdelhalim | 19 MAR 1981 | 1.70 / 5'7" | 1er Tournoi Africain (ALG) |
| AUS | BOYD Luke | 22 APR 1987 | 1.60 / 5'3" | Oceania (SAM) |
| BLR | KHATSYHAU Khavazhy | 14 APR 1977 | 1.68 / 5'6" | Olympic Quafip Tournament (GRE) |
| BOT | IKGOPOLENG Khumiso | 5 DEC 1979 | 1.68 / 5'6" | 1st Aiba Africa Olympic (ALG) |
| CHN | GU Yu | 12 JUL 1983 | 1.70 / 5'7" | World Boxing Championship (USA) |
| COL | ROMERO Jonatan | 14 DEC 1986 | 1.73 / 5'8" | Campeonato Mundial (USA) |
| CUB | LEON ALARCON Yankiel | 26 APR 1982 | 1.63 / 5'4" | Qualifying America 1 (TRI) |
| FRA | HALLAB Ali | 4 APR 1981 | 1.68 / 5'6" | 2d European Olympic (GRE) |
| GBR | MURRAY Joe | 3 JAN 1987 | 1.73 / 5'8" | World Championships (USA) |
| GER | RAHIMOV Rustamhodza | 16 FEB 1975 | 1.69 / 5'7" | 1. Europ. Os-Quali-Turn. (ITA) |
| GHA | SAMIR Issah | 26 JUL 1989 | | 2nd Continental Ogqt (NAM) |
| IND | KUMAR Akhil | 27 MAR 1981 | 1.65 / 5'5" | 2nd Olympic Qualifying (THA) |
| IRL | NEVIN John Joseph | 7 JUN 1989 | 1.70 / 5'7" | 1st European Qualifier (ITA) |
| ITA | PARRINELLO Jahyn Vittorio | 8 AUG 1983 | 1.70 / 5'7" | li European Oly Qual Tour (GRE) |
| KAZ | ABUTALIPOV Kanat | 22 MAR 1983 | 1.56 / 5'1" | (KAZ) |
| KOR | HAN Soonchul | 30 DEC 1984 | 1.78 / 5'10" | Aiba 2nd Asia Oqt (KAZ) |
| LES | NKETU Emanuel Thabiso | 25 JAN 1980 | | Tripartite Commission |
| MAR | MESBAHI Hicham | 4 DEC 1980 | 1.66 / 5'5" | Afrique (ALG) |
| MDA | GOJAN Veaceslav | 18 MAY 1983 | 1.62 / 5'4" | Qualifying Tournament (ITA) |
| MEX | VALDEZ Oscar | 22 DEC 1990 | 1.69 / 5'7" | Primera Eliminatoria Olim (TRI) |
| MGL | ENKHBAT Badar-Uugan | 3 JUN 1985 | 1.72 / 5'8" | World Championships (USA) |
| MRI | JULIE Bruno | 11 JUL 1978 | 1.75 / 5'9" | 2nd Aiba Qualifying (NAM) |
| PUR | ARROYO ACEVEDO McJoe | 5 DEC 1985 | 1.63 / 5'4" | World Championship (USA) |
| RUS | VODOPYANOV Sergey | 20 SEP 1987 | 1.68 / 5'6" | Aiba World Championships (USA) |
| THA | PETCHKOOM Worapoj | 18 MAY 1981 | 1.70 / 5'7" | 1st Aiba Asian Oqt (THA) |
| UZB | TOJIBAEV Hoorshid | 13 NOV 1989 | 1.66 / 5'5" | 2nd Asian Olympic Qualif (KAZ) |
| VEN | MANZANILLA RANGEL Hector | 28 JUN 1985 | 1.74 / 5'9" | Campeonato Mundial (USA) |



DRAW SHEET As of 24 AUG 2008
抽签表 / FEUILLE DE TIRAGE SU SORT

Final

Number of boxers: 27

| Preliminaries | | Quarterfinals | Semifinals | Final |
|---------------|----------------------------------|--------------------------------|----------------------------|---------------------------|
| THA | PETCHKOOM Worapoj Bye | PETCHKOOM W PTS 12:1 | | |
| ITA | PARRINELLO Jahyn Vittorio Bye | | LEON ALARCON Y PTS 10:2 | |
| KAZ | ABUTALIPOV Kanat Bye | PTS 10:3 LEON ALARCON Y | | |
| CUB | LEON ALARCON Yankiel Bye | | | LEON ALARCON Y PTS 7:5 |
| KOR | HAN Soonchul Bye | MANZANILLA RANGEL PTS 17:6 | | |
| GHA | SAMIR Issah | PTS 13:10 MANZANILLA RANGEL | | |
| VEN | MANZANILLA RANGEL Hector | | PTS 13:9 JULIE B | |
| MRI | JULIE Bruno | JULIE B PTS 17:8 | | |
| LES | NKETU Emanuel Thabiso | PTS 16:4 JULIE B | | |
| GER | RAHIMOV Rustamhodza | PTS 11:2 TOJIBAEV H | | |
| UZB | TOJIBAEV Hoorshid | | | ENKHBAT B PTS 16:5 |
| CHN | GU Yu | GU Y PTS 17:7 | | |
| GBR | MURRAY Joe | GOJAN V PTS 13:6 | | |
| BLR | KHATSYHAU Khavazhy | PTS +1:1 GOJAN V | | |
| MDA | GOJAN Veaceslav | | GOJAN V PTS 10:3 | |
| RUS | VODOPYANOV Sergey | VODOPYANOV S PTS 10:5 | | |
| PUR | ARROYO ACEVEDO McJoe | PTS +9:9 KUMAR A | | |
| FRA | HALLAB Ali | PTS 12:5 KUMAR A | | |
| IND | KUMAR Akhil | | | PTS 15:2 ENKHBAT B |
| AUS | BOYD Luke | IKGOPOLENG K PTS 18:8 | | |
| BOT | IKGOPOLENG Khumiso | IKGOPOLENG K RSCI R4 0:32 | | |
| MAR | MESBAHI Hicham | PTS 11:3 MESBAHI H | | |
| COL | ROMERO Jonatan | | PTS 15:2 ENKHBAT B | |
| ALG | OURRADI Abdelhalim | NEVIN J PTS 9:4 | | |
| IRL | NEVIN John Joseph | PTS 9:2 ENKHBAT B | | |
| MGL | ENKHBAT Badar-Uugan | PTS 15:4 ENKHBAT B | | |
| MEX | VALDEZ Oscar | | | |

Standings:

| | |
|----------------------|--------------|
| 1. ENKHBAT B | (MGL) Gold |
| 2. LEON ALARCON Y | (CUB) Silver |
| 3. GOJAN V | (MDA) Bronze |
| 3. JULIE B | (MRI) Bronze |
| 5. IKGOPOLENG K | (BOT) |
| 5. KUMAR A | (IND) |
| 5. PETCHKOOM W | (THA) |
| 5. MANZANILLA RANGEL | (VEN) |

Note:
5th places are sorted by NOC.

Legend:
PTS Points R Round RSCI Referee Stop Contest - Injured



OFFICIAL COMMUNICATION

官方通告 / COMMUNICATION OFFICIELLE

Item: 2

**Boxing
Medical Examination and Weigh-in**

At 8:00 on the 8 August 2008, RUSSELL JR Gary representing USA in the 54kg weight category is not appear in the Medical Examination and Weigh-in.

Issued by: AIBA Technical Delegate
Time: 08:50
Date: 08 AUG 2008

This decision affects:

RESULTS
SCHEDULE
OTHER

| |
|-------------------------------------|
| <input type="checkbox"/> |
| <input checked="" type="checkbox"/> |
| <input type="checkbox"/> |

Note: For more details contact the AIBA or consult the AIBA website: www.aiba.org



ENTRY LIST BY WEIGHT CATEGORY As of 8 AUG 2008
各级别报名名单 / LISTE D'ENTRÉE PAR CATÉGORIE DU POIDS

| NOC Code | Name | Date of Birth | Height m / ft in | Qualified |
|----------|------------------------|---------------|------------------|---------------------------------|
| ALG | CHADI Abdelkader | 12 DEC 1986 | 1.73 / 5'8" | 1er Tournoi Africain (ALG) |
| AUS | FLEMING Paul | 3 APR 1988 | 1.72 / 5'8" | Oceania Olympic Qual.Tour (SAM) |
| AZE | IMRANOV Shahin | 23 SEP 1980 | 1.70 / 5'7" | European Qualific. Tourn. (ITA) |
| BOT | BATSHEGI Thato | 27 APR 1988 | | 2nd Aiba Africa Olympic (NAM) |
| BRA | CONCEICAO Robson | 25 OCT 1988 | 1.71 / 5'7" | 2 American Olympic Qualif (GUA) |
| CHN | LI Yang | 19 FEB 1982 | 1.65 / 5'5" | World Boxing Championship (USA) |
| CUB | TORRIENTE Idel | 20 SEP 1986 | 1.74 / 5'9" | Qualifying America 1 (TRI) |
| DOM | NAVARRO Roberto | 14 APR 1988 | 1.70 / 5'7" | Continental Qualification (GUA) |
| ECU | POROZO Luis | 30 JUN 1990 | 1.70 / 5'7" | I Eliminatoria Oltmpica (TRI) |
| FRA | DJELKHIR Khedafi | 26 OCT 1983 | 1.64 / 5'5" | 1st European Olympic (ITA) |
| GEO | IZORIA Nikoloz | 31 AUG 1985 | 1.75 / 5'9" | International Tourment (GRE) |
| GER | GRATSCHOW Wilhelm | 18 OCT 1982 | 1.65 / 5'5" | 1. Europ. Os-Quali-Turn. (ITA) |
| GHA | DZANIE Prince Octopus | 26 MAR 1985 | 1.42 / 4'8" | 2nd African Ogqt (NAM) |
| IND | LAKRA Anthresh Lalit | 22 OCT 1983 | 1.70 / 5'7" | 1st Olympic Qualifying (USA) |
| ITA | di SAVINO Alessio | 22 MAY 1984 | 1.70 / 5'7" | li European OI Qual Tourn (GRE) |
| JPN | SHIMIZU Satoshi | 13 MAR 1986 | 1.78 / 5'10" | 1st Asia Boxing Olympic (THA) |
| KAZ | JAFAROV Galib | 9 MAY 1978 | 1.65 / 5'5" | (KAZ) |
| KEN | OKOTH Nicholas | 3 MAR 1983 | 1.63 / 5'4" | Namibia-Africa (NAM) |
| MAR | OUATINE Mahdi | 26 SEP 1987 | | Afrique (ALG) |
| MEX | SANTOS REYES Arturo | 28 DEC 1985 | 1.63 / 5'4" | Campeonato Mundial (USA) |
| MGL | ZORIGTBAATAR Enkhzorig | 27 FEB 1987 | 1.77 / 5'10" | 2nd Qualifying Tournament (KAZ) |
| RUS | SELIMOV Albert | 5 APR 1986 | 1.70 / 5'7" | Aiba World Championships (USA) |
| THA | ADI Sailom | 7 JUL 1986 | 1.72 / 5'8" | Aiba World Championships (USA) |
| TUN | SHILI Alaa | 10 NOV 1987 | 1.73 / 5'8" | Ler Tournoi de Qualificat (ALG) |
| TUR | KILIC Yakup | 13 JUL 1986 | 1.77 / 5'10" | World Championships (USA) |
| UKR | LOMACHENKO Vasyl | 17 FEB 1988 | 1.69 / 5'7" | World Championship (USA) |
| USA | WILLIAMS Raynell | 4 FEB 1989 | 1.70 / 5'7" | 2007 World Championships (USA) |
| UZB | SULTONOV Bahodirjon | 15 JAN 1985 | 1.66 / 5'5" | 1st Asian Olympic Qualif (THA) |



DRAW SHEET As of 23 AUG 2008
抽签表 / FEUILLE DE TIRAGE SU SORT

Final

Number of boxers: 28

| Preliminaries | | Quarterfinals | Semifinals | Final |
|---------------|-------------------------|----------------------------|----------------------------|---|
| TUR | KILIC Yakup Bye | KILIC Y PTS 12:9 | KILIC Y PTS 13:6 | LOMACHENKO V PTS 10:1 LOMACHENKO V RSC R1 1:51 DJELKHIR K PTS 14:9 IMRANOV S PTS 16:14 RET R2 0:02 DJELKHIR K |
| JPN | SHIMIZU Satoshi Bye | | | |
| THA | ADI Sailom Bye | PTS 7:6 CHADI A | | |
| ALG | CHADI Abdelkader Bye | | | |
| BRA | CONCEICAO Robson | LI Y PTS 12:4 | | |
| CHN | LI Yang | LI Y PTS 6:5 | | |
| DOM | NAVARRO Roberto | PTS +3:3 POROZO L | PTS 12:3 LOMACHENKO V | |
| ECU | POROZO Luis | | | |
| IND | LAKRA Anthresh Lalit | SULTONOV B PTS 9:5 | PTS 13:1 LOMACHENKO V | |
| UZB | SULTONOV Bahodirjon | | | |
| UKR | LOMACHENKO VasyI | PTS 14:7 LOMACHENKO V | | |
| RUS | SELIMOV Albert | | | |
| USA | WILLIAMS Raynell | WILLIAMS R PTS 9:1 | DJELKHIR K PTS 9:7 | |
| ITA | di SAVINO Alessio | | | |
| AUS | FLEMING Paul | PTS 13:9 DJELKHIR K | | |
| FRA | DJELKHIR Khedafi | | | |
| KEN | OKOTH Nicholas | SANTOS REYES A PTS 6:2 | PTS 14:2 SANTOS REYES A | |
| MEX | SANTOS REYES Arturo | | | |
| TUN | SHILI Alaa | PTS 14:5 SHILI A | | |
| GER | GRATSCHOW Wilhelm | | | |
| GHA | DZANIE Prince Octopus | TORRIENTE I PTS 11:2 | TORRIENTE I PTS 10:9 | |
| CUB | TORRIENTE Idel | | | |
| MGL | ZORIGTBAATAR Enkhzorig | PTS 10:1 ZORIGTBAATAR E | | |
| MAR | OUATINE Mahdi | | | |
| BOT | BATSHEGI Thato | IZORIA N PTS 14:4 | PTS 18:9 IMRANOV S | |
| GEO | IZORIA Nikoloz | | | |
| KAZ | JAFAROV Galib | PTS 9:5 IMRANOV S | | |
| AZE | IMRANOV Shahin | | | |

Standings:

| | | |
|-------------------|-------|--------|
| 1. LOMACHENKO V | (UKR) | Gold |
| 2. DJELKHIR K | (FRA) | Silver |
| 3. KILIC Y | (TUR) | Bronze |
| 3. IMRANOV S | (AZE) | Bronze |
| 5. CHADI A | (ALG) | |
| 5. LI Y | (CHN) | |
| 5. TORRIENTE I | (CUB) | |
| 5. SANTOS REYES A | (MEX) | |

Note:
5th places are sorted by NOC.

| PTS | Points | R | Round | RET | Retired | RSC | Referee Stop Contest |
|-----|--------|---|-------|-----|---------|-----|----------------------|
|-----|--------|---|-------|-----|---------|-----|----------------------|



ENTRY LIST BY WEIGHT CATEGORY As of 8 AUG 2008
 各级别报名名单 / LISTE D'ENTRÉE PAR CATÉGORIE DU POIDS

| NOC Code | Name | Date of Birth | Height m / ft in | Qualified |
|----------|--------------------------|---------------|------------------|---------------------------------|
| ALG | KRAMOU Hamza | 3 FEB 1988 | 1.75 / 5'9" | 1er Tournoi Africain (ALG) |
| ARM | JAVAKHYAN Hrachik | 6 JUL 1984 | 1.78 / 5'10" | World Championships (USA) |
| AUS | LITTLE Anthony | 6 NOV 1980 | 1.80 / 5'11" | Oceania (SAM) |
| BRA | LOPES Everton | 8 AUG 1988 | 1.69 / 5'7" | 2 American Olympic Qualif (GUA) |
| CHN | HU Qing | 19 JAN 1986 | 1.83 / 6'0" | First Asian Qualifying (THA) |
| COL | PEREZ Darleys | 14 SEP 1983 | 1.71 / 5'7" | Campeonato Mundial (USA) |
| CUB | UGAS Yordenis | 14 JUL 1986 | 1.76 / 5'9" | Qualifying America 1 (TRI) |
| FRA | SOW Daouda | 19 JAN 1983 | 1.75 / 5'9" | 2d European Olympic (GRE) |
| HUN | VARGA Miklos | 26 AUG 1987 | 1.70 / 5'7" | Aiba 1st Loympic Qual (ITA) |
| ITA | VALENTINO Domenico | 17 MAY 1984 | 1.71 / 5'7" | World Championship (USA) |
| KAZ | AKSHALOV Merey | 8 MAY 1988 | 1.79 / 5'10" | (KAZ) |
| KGZ | TALASBAEV Asylbek | 7 FEB 1982 | 1.77 / 5'10" | 2nd Oqt (KAZ) |
| KOR | BAIK Jongsub | 5 JUL 1980 | 1.72 / 5'8" | Aiba 1st Asia Oqt (THA) |
| MAD | SOLOINAINA Jean de Dieu | 26 FEB 1974 | 1.67 / 5'6" | 2nd Qualification Namibia (NAM) |
| MAR | TAMSAMANI Tahar | 10 SEP 1980 | 1.75 / 5'9" | Afrique (ALG) |
| MEX | VARGAS Francisco Javier | 25 DEC 1984 | 1.72 / 5'8" | Segunda Eliminatoria Olim (GUA) |
| NAM | INDONGO Julius Munyelele | 12 FEB 1983 | 1.79 / 5'10" | Continental Qualifying |
| NGR | LAWAL Rasheed Olawale | 13 AUG 1983 | 1.70 / 5'7" | 2nd Africa Olympic Q. T. (NAM) |
| PRK | KIM Song Guk | 11 APR 1981 | 1.77 / 5'10" | World Boxing Championship (USA) |
| PUR | PEDRAZA GONZALEZ Jose | 8 MAY 1989 | 1.75 / 5'9" | 2nd Qualifying Tournament (GUA) |
| ROU | POPESCU Georgian | 20 OCT 1984 | 1.76 / 5'9" | 2nd European Tournment (GRE) |
| RUS | TISHCHENKO Alexey | 29 MAY 1984 | 1.67 / 5'6" | Aiba World Championships (USA) |
| THA | SAYOTA Pichai | 24 DEC 1979 | 1.72 / 5'8" | Aiba World Championships (USA) |
| TUN | NEJMAOUI Saifeddine | 5 MAY 1981 | 1.75 / 5'9" | Ler Tournoi de Qualificat (ALG) |
| TUR | SIPAL Onur | 17 MAR 1989 | 1.70 / 5'7" | World Championships (USA) |
| UKR | KLYUCHKO Oleksandr | 11 JUL 1984 | 1.70 / 5'7" | 1st European Oqt (ITA) |
| USA | ALI Sadam | 26 SEP 1988 | 1.75 / 5'9" | 1st Americas Qualifying (TRI) |



DRAW SHEET As of 24 AUG 2008
抽签表 / FEUILLE DE TIRAGE SU SORT

Final

Number of boxers: 27

| Preliminaries | | Quarterfinals | Semifinals | Final |
|---------------|--|--------------------------|--------------------------|--------------------------|
| KOR | BAIK Jongsub Bye | BAIK J PTS 10:4 | JAVAKHYAN H WO | TISHCHENKO A PTS 10:5 |
| THA | SAYOTA Pichai Bye | | | |
| NGR | LAWAL Rasheed Olawale Bye | PTS 12:0 JAVAKHYAN H | | |
| ARM | JAVAKHYAN Hrachik Bye | | | |
| COL | PEREZ Darleys Bye | PEREZ D PTS 15:4 | TISHCHENKO A PTS 13:5 | |
| BRA | LOPES Everton PTS 9:7 TALASBAEV A | | | |
| KGZ | TALASBAEV Asylbek | | | |
| AUS | LITTLE Anthony LITTLE A PTS 14:2 | PTS 11:3 TISHCHENKO A | | |
| NAM | INDONGO Julius Munyele | | | |
| RUS | TISHCHENKO Alexey PTS 10:2 TISHCHENKO A | | | |
| TUN | NEJMAOUI Saifeddine | | | |
| ITA | VALENTINO Domenico VALENTINO D PTS 15:4 | UGAS Y PTS 10:2 | UGAS Y PTS 11:7 | TISHCHENKO A PTS 11:9 |
| MAR | TAMSAMANI Tahar | | | |
| ALG | KRAMOU Hamza PTS 21:3 UGAS Y | | | |
| CUB | UGAS Yordenis | | | |
| ROU | POPESCU Georgian POPESCU G PTS 20:5 | PTS 14:4 POPESCU G | | |
| USA | ALI Saddam | | | |
| MAD | SOLONIAINA Jean de Dieu PTS 9:2 VARGAS F | | | |
| MEX | VARGAS Francisco Javier | | | |
| FRA | SOW Daouda SOW D PTS 13:3 | SOW D PTS 13:9 | PTS 15:8 SOW D | |
| PRK | KIM Song Guk | | | |
| TUR | SIPAL Onur PTS 10:3 PEDRAZA GONZALEZ J | | | |
| PUR | PEDRAZA GONZALEZ Jose | | | |
| UKR | KLYUCHKO Oleksandr HU Q PTS 10:8 | PTS 11:7 HU Q | | |
| CHN | HU Qing | | | |
| HUN | VARGA Miklos PTS 12:3 AKSHALOV M | | | |
| KAZ | AKSHALOV Meray | | | |

Standings:

| | |
|-----------------|--------------|
| 1. TISHCHENKO A | (RUS) Gold |
| 2. SOW D | (FRA) Silver |
| 3. JAVAKHYAN H | (ARM) Bronze |
| 3. UGAS Y | (CUB) Bronze |
| 5. HU Q | (CHN) |
| 5. PEREZ D | (COL) |
| 5. BAIK J | (KOR) |
| 5. POPESCU G | (ROU) |

Note:
5th places are sorted by NOC.

Legend:
PTS Points WO Walkover



BOXING
拳击 / BOXE



OFFICIAL COMMUNICATION

官方通告 / COMMUNICATION OFFICIELLE

Item: 1

BOXING
Medical Examination and Weigh-In

At 8:00 on the 8 August 2008, GAVIN Frankie representing GBR in the 60kg weight category is not appear in the Medical Examination and Weigh-in.

Issued by: AIBA Technical Delegate
Time: 08:50
Date: 08 AUG 2008

This decision affects:

RESULTS
SCHEDULE
OTHER

| |
|-------------------------------------|
| <input type="checkbox"/> |
| <input checked="" type="checkbox"/> |
| <input type="checkbox"/> |

Note: For more details contact the AIBA or consult the AIBA website: www.aiba.org



OFFICIAL COMMUNICATION

官方通告 / COMMUNICATION OFFICIELLE

Item: 4

Boxing
Medical Examination and Weigh-In

At 8:00 on the 19 August 2008, BAIK JONGSUB representing KOR in the 60kg weight category failed to attend the Medical Exam/ Weigh-In. The KOR Team Management/ Coach reported that their Boxer - BAIK was ill and would be withdrawn from the competition.

Issued by: AIBA Technical Delegate
Time: 08:50
Date: 19 AUG 2008

This decision affects:

RESULTS
SCHEDULE
OTHER

Note: For more details contact the AIBA or consult the AIBA website: www.aiba.org



ENTRY LIST BY WEIGHT CATEGORY As of 8 AUG 2008
各级别报名名单 / LISTE D'ENTRÉE PAR CATÉGORIE DU POIDS

| NOC Code | Name | Date of Birth | Height m / ft in | Qualified |
|----------|---------------------------|---------------|------------------|---------------------------------|
| ARM | HAMBARZUMYAN Eduard | 23 FEB 1986 | 1.72/5'8" | World Championships (USA) |
| AUS | KIDD Todd | 15 APR 1985 | 1.74/5'9" | Oceania (SAM) |
| BRA | CARVALHO Myke | 28 OCT 1983 | 1.82/6'0" | 2 American Olympic Qualif (GUA) |
| BUL | GEORGIEV Boris | 5 DEC 1982 | 1.80/5'11" | World Championship (USA) |
| CHN | MAIMAITIUSUN Qiong | 13 JAN 1988 | 1.70/5'7" | First Asian Qualifying (THA) |
| CMR | SMAILA Mahaman | 28 FEB 1986 | 1.78/5'10" | (NAM) |
| CUB | IGLESIAS SOTOLONGO Roniel | 14 AUG 1988 | 1.77/5'10" | Qualifying America 1 (TRI) |
| DOM | DIAZ Felix | 10 DEC 1983 | 1.65/5'5" | Continental Qualification (GUA) |
| FRA | VASTINE Alexis | 17 NOV 1986 | 1.84/6'0" | A1ba World Boxing Champio (USA) |
| GBR | SAUNDERS Bradley | 4 FEB 1986 | 1.78/5'10" | European Qualifying (ITA) |
| GHA | NEQUAYE Samuel Kotey | 5 JUL 1983 | | 2nd African Oqqt (NAM) |
| HUN | KATE Gyula | 3 FEB 1982 | 1.77/5'10" | Aiba 1st Eu Olympic Qual (ITA) |
| IRI | SEPAHVANDI Morteza | 7 AUG 1979 | 1.74/5'9" | World Championships (USA) |
| IRL | JOYCE Johnny | 17 OCT 1987 | 1.77/5'10" | 2nd European Qualifier (GRE) |
| JPN | KAWACHI Masatsugu | 25 NOV 1985 | 1.78/5'10" | Aiba World Boxing Champio (USA) |
| KAZ | SAPIYEV Serik | 16 NOV 1983 | 1.79/5'10" | World Champions (USA) |
| LTU | KAVALIAUSKAS Egidijus | 29 JUN 1988 | 1.67/5'6" | 2nd European Qualifying T (GRE) |
| MAR | MOUSSAID Driss | 29 MAR 1988 | | Afrique (ALG) |
| MGL | URANCHIMEG Munkh-Erdene | 22 MAR 1982 | 1.74/5'9" | Qualifying Tournament 2 (KAZ) |
| MRI | COLIN Richarno | 17 JUL 1987 | 1.75/5'9" | 2nd Aiba Qualifying (NAM) |
| PUR | GONZALEZ ORTIZ Jonathan | 26 JUL 1989 | 1.80/5'11" | 2nd Qualifying Tournament (GUA) |
| ROU | GHEORGHE Ionut | 29 FEB 1984 | 1.73/5'8" | 1st European Tournment (ITA) |
| RUS | KOVALEV Gennady | 13 MAY 1983 | 1.73/5'8" | Aiba World Championships (USA) |
| THA | BOONJUMNONG Manus | 23 JUN 1980 | 1.73/5'8" | 1st Aiba Asian Oqqt (THA) |
| TUN | HASSINI Hamza | 17 JUL 1986 | 1.76/5'9" | Ler Tournoi de Qualifycat (ALG) |
| USA | MOLINA Javier | 2 JAN 1990 | 1.75/5'9" | 1st Americas Qualifying (TRI) |
| VEN | SANCHEZ Jonny | 12 MAY 1987 | 1.76/5'9" | li Eliminatoria (TRI) |
| ZAM | BWALYA Hastings | 25 JUN 1985 | 1.68/5'6" | 1st Aiba Olympic Qt (ALG) |



DRAW SHEET As of 23 AUG 2008

抽签表 / FEUILLE DE TIRAGE SU SORT

Final

Number of boxers: 28

| Preliminaries | | Quarterfinals | Semifinals | Final |
|---------------|---------------------------|--------------------------------|--------------------------------|---------------------------|
| KAZ | SAPIYEV Serik Bye | SAPIYEV S PTS 22:3 | | |
| VEN | SANCHEZ Jonny Bye | | BOONJUMNONG M PTS 7:5 | |
| THA | BOONJUMNONG Manus Bye | PTS 8:1 BOONJUMNONG M | | |
| JPN | KAWACHI Masatsugu Bye | | | BOONJUMNONG M PTS 10:5 |
| CHN | MAIMAITIERSUN Qiong | KOVALEV G PTS 15:8 | | |
| RUS | KOVALEV Gennady | | KOVALEV G PTS 11:2 | |
| BRA | CARVALHO Myke | PTS 15:11 COLIN R | | |
| MRI | COLIN Richarno | | PTS 5:2 IGLESIAS SOTOLONGO | |
| MAR | MOUSSAID Driss | MOUSSAID D PTS 23:2 | | |
| AUS | KIDD Todd | | PTS 15:4 IGLESIAS SOTOLONGO | |
| CUB | IGLESIAS SOTOLONGO Roniel | PTS 15:1 IGLESIAS SOTOLONGO | | |
| CMR | SMAILA Mahaman | | | DIAZ F PTS 12:4 |
| IRL | JOYCE Johnny | JOYCE J PTS 9:5 | | |
| HUN | KATE Gyula | | DIAZ F PTS +11:11 | |
| DOM | DIAZ Felix | PTS 11:4 DIAZ F | | |
| ARM | HAMBARDZUMYAN Eduard | | | |
| IRI | SEPAHVANDI Morteza | SEPAHVANDI M PTS 16:4 | | |
| TUN | HASSINI Hamza | | PTS 8:4 SEPAHVANDI M | |
| ROU | GHEORGHE Ionut | PTS 21:4 GHEORGHE I | | |
| PUR | GONZALEZ ORTIZ Jonathan | | | PTS 12:10 DIAZ F |
| MGL | URANCHIMEG Munkh-Erdene | URANCHIMEG M PTS 12:8 | | |
| ZAM | BWALYA Hastings | | URANCHIMEG M PTS 10:3 | |
| BUL | GEORGIEV Boris | PTS 14:1 GEORGIEV B | | |
| USA | MOLINA Javier | | PTS 12:4 VASTINE A | |
| GHA | NEEQUAYE Samuel Kotey | SAUNDERS B KO R1 1:24 | | |
| GBR | SAUNDERS Bradley | | PTS 11:7 VASTINE A | |
| FRA | VASTINE Alexis | PTS 13:2 VASTINE A | | |
| LTU | KAVALIUSKAS Egidijus | | | |

Standings:

| | |
|-----------------------|--------------|
| 1. DIAZ F | (DOM) Gold |
| 2. BOONJUMNONG M | (THA) Silver |
| 3. VASTINE A | (FRA) Bronze |
| 3. IGLESIAS SOTOLONGO | (CUB) Bronze |
| 5. SEPAHVANDI M | (IRI) |
| 5. SAPIYEV S | (KAZ) |
| 5. URANCHIMEG M | (MGL) |
| 5. KOVALEV G | (RUS) |

Note:
5th places are sorted by NOC.

Legend:
KO Knockout PTS Points R Round



ENTRY LIST BY WEIGHT CATEGORY As of 8 AUG 2008
各级别报名名单 / LISTE D'ENTRÉE PAR CATÉGORIE DU POIDS

| NOC Code | Name | Date of Birth | Height m / ft in | Qualified |
|----------|------------------------|---------------|------------------|---------------------------------|
| AUS | O'MAHONY Gerard | 17 MAR 1979 | 1.78 / 5'10" | Oceania (SAM) |
| BAH | JOHNSON Toureano | 12 FEB 1984 | 1.63 / 5'4" | 1st American Bureau (TRI) |
| BLR | NURUDZINAU Mahamed | 4 JAN 1981 | 1.76 / 5'9" | Olympic Qualif Tournament (ITA) |
| CAF | BONGONGO Bruno Flavien | 30 JUN 1985 | | |
| CAN | TRUPISH Adam | 8 FEB 1979 | 1.78 / 5'10" | World Championships (USA) |
| CHN | HANATI Silamu | 13 SEP 1984 | 1.79 / 5'10" | World Boxing Championship (USA) |
| CMR | MULEMA Joseph | 13 SEP 1982 | 1.78 / 5'10" | (ALG) |
| CUB | BANTEAUX SUAREZ Carlos | 13 OCT 1986 | 1.74 / 5'9" | Qualifying America 1 (TRI) |
| DOM | CASTILLO Gilbert Lenin | 21 AUG 1988 | 1.55 / 5'1" | Continental Qualification (GUA) |
| EGY | ABDIN Hosam | 26 OCT 1985 | | Qualifying Championship (USA) |
| FRA | CHIGUER Jaoid | 11 AUG 1985 | 1.78 / 5'10" | 2d European Olympic (GRE) |
| GBR | SAUNDERS Billy Joe | 30 AUG 1989 | 1.80 / 5'11" | European Qualifying (ITA) |
| GEO | JVANIA Kakhaber | 31 MAY 1983 | 1.78 / 5'10" | Qualification Tournament (GRE) |
| GER | CULCAY KETH Jack | 26 SEP 1985 | 1.72 / 5'8" | Weltmeisterschaft 2007 (USA) |
| GRN | MOSES Rolande | 24 JAN 1981 | 1.80 / 5'11" | Tripartite Invitation |
| ISV | JACKSON John | 16 JAN 1989 | 1.83 / 6'0" | 1st Continental Tournamen (TRI) |
| KAZ | SARSEKBAYEV Bakhyt | 29 NOV 1981 | 1.73 / 5'8" | World Champions (USA) |
| KOR | KIM Jungjoo | 11 NOV 1981 | 1.70 / 5'7" | Aiba 1st Asia Oqt (THA) |
| MAR | KHALSI Mehdi | 6 JUN 1986 | | Afrique (NAM) |
| MDA | GRUSAC Vitalie | 11 SEP 1977 | 1.76 / 5'9" | World Championship (USA) |
| NAM | KASUTO Mujandjae | 25 NOV 1985 | 1.78 / 5'10" | Continental Qualifying |
| RUS | BALANOV Andrey | 27 APR 1976 | 1.74 / 5'9" | 2nd Oqt (GRE) |
| THA | BOONJUMNONG Non | 12 JUL 1982 | 1.83 / 6'0" | Aiba World Championships (USA) |
| TKM | BASHIROV Aliasker | 27 JUN 1979 | 1.80 / 5'11" | 2nd Aiba Asian O. Q. (KAZ) |
| TUR | KILICCI Adem | 18 APR 1986 | 1.85 / 6'1" | World Championships (USA) |
| UKR | STRETS'KY Y Olexandr | 6 MAY 1986 | 1.81 / 5'11" | |
| USA | ANDRADE Demetrius | 26 FEB 1988 | 1.83 / 6'0" | 2007 World Championships (USA) |
| UZB | MAHMUDOV Dilshod | 30 NOV 1982 | 1.78 / 5'10" | 1st Asian Olympic Qualif (THA) |
| ZAM | MAKINA Precious | 2 OCT 1985 | | Tripartite Commission |



DRAW SHEET As of 24 AUG 2008
抽签表 / FEUILLE DE TIRAGE SU SORT

Final

Number of boxers: 29

| Preliminaries | | Quarterfinals | Semifinals | Final |
|---------------|-------------------------------|-------------------------------|-------------------------------|---------------------------|
| THA | BOONJUMNONG Non Bye | | | |
| EGY | ABDIN Hosam Bye | ABDIN H PTS 11:10 | | |
| CUB | BANTEAUX SUAREZ Carlos Bye | | BANTEAUX SUAREZ C PTS 10:2 | |
| GBR | SAUNDERS Billy Joe | PTS 13:6 BANTEAUX SUAREZ C | | |
| TUR | KILICCI Adem | PTS 14:3 SAUNDERS B | | |
| BAH | JOHNSON Toureano | JOHNSON T PTS 18:3 | | |
| GRN | MOSES Rolande | | JOHNSON T PTS 9:4 | |
| DOM | CASTILLO Gilbert Lenin | PTS 9:6 STRETS'KYY O | | |
| UKR | STRETS'KYY Olexandr | | PTS 14:4 HANATI S | |
| ZAM | MAKINA Precious | HANATI S PTS 21:4 | | |
| CHN | HANATI Silamu | | PTS 9:4 HANATI S | |
| CAF | BONGONGO Bruno Flavien | PTS 17:2 MULEMA J | | |
| CMR | MULEMA Joseph | | | |
| KAZ | SARSEKBAYEV Bakhyt | SARSEKBAYEV B PTS 20:1 | | SARSEKBAYEV B PTS 18:9 |
| CAN | TRUPISH Adam | | SARSEKBAYEV B RSCI R2 1:18 | |
| MDA | GRUSAC Vitalie | PTS 7:2 GRUSAC V | | |
| AUS | O'MAHONY Gerard | | SARSEKBAYEV B PTS 12:7 | |
| TKM | BASHIROV Aliasker | CHIGUER J PTS 17:6 | | |
| FRA | CHIGUER Jaoid | | PTS 8:3 MAHMUDOV D | |
| MAR | KHALSI Mehdi | PTS 11:3 MAHMUDOV D | | |
| UZB | MAHMUDOV Dilshod | | | PTS 10:6 SARSEKBAYEV B |
| USA | ANDRADE Demetrius | ANDRADE D PTS 11:9 | | |
| GEO | JVANIA Kakhaber | | ANDRADE D PTS 14:3 | |
| NAM | KASUTO Mujandjae | PTS 8:5 BALANOV A | | |
| RUS | BALANOV Andrey | | PTS 11:9 KIM J | |
| BLR | NURUDZINAU Mahamed | JACKSON J PTS 4:2 | | |
| ISV | JACKSON John | | PTS 10:0 KIM J | |
| GER | CULCAY KETH Jack | PTS +11:11 KIM J | | |
| KOR | KIM Jungjoo | | | |

Standings:

| | | |
|----------------------|-------|--------|
| 1. SARSEKBAYEV B | (KAZ) | Gold |
| 2. BANTEAUX SUAREZ C | (CUB) | Silver |
| 3. KIM J | (KOR) | Bronze |
| 3. HANATI S | (CHN) | Bronze |
| 5. JOHNSON T | (BAH) | |
| 5. ABDIN H | (EGY) | |
| 5. ANDRADE D | (USA) | |
| 5. MAHMUDOV D | (UZB) | |

Note:
5th places are sorted by NOC.

Legend:
PTS Points R Round RSCI Referee Stop Contest - Injured



ENTRY LIST BY WEIGHT CATEGORY As of 8 AUG 2008
各级别报名名单 / LISTE D'ENTRÉE PAR CATÉGORIE DU POIDS

| NOC Code | Name | Date of Birth | Height m / ft in | Qualified |
|----------|--------------------------|---------------|------------------|---------------------------------|
| ALG | KASSEL Nabil | 10 MAR 1984 | 1.82/6'0" | 1er Tournoi Africain (ALG) |
| ARG | MADERNA Ezequiel Osvaldo | 1 OCT 1986 | 1.80/5'11" | Guatemala (GUA) |
| ARM | HAKOBYAN Andranik | 6 OCT 1981 | 1.85/6'1" | Qualifying Tournament (ITA) |
| AUS | FLETCHER Jarrod | 20 OCT 1983 | 1.80/5'11" | Oceania (SAM) |
| CHN | WANG Jianzheng | 1 FEB 1987 | 1.85/6'1" | World Boxing Championship (USA) |
| COD | SALIKU BIEMBE Herry | 14 MAY 1981 | 1.75/5'9" | (NAM) |
| CUB | CORREA BAYEAUX Emilio | 12 OCT 1985 | 1.80/5'11" | Qualifying America 1 (TRI) |
| DOM | NUNEZ Argenis | 30 DEC 1981 | 1.55/5'1" | World Championship (USA) |
| ECU | GONGORA Carlos | 25 APR 1989 | 1.81/5'11" | I Eliminatoria Oltmpica (TRI) |
| EGY | HIKAL Mohamed | 10 JAN 1979 | 1.75/5'9" | Qualifying Championship (ALG) |
| FRA | RAYMOND Jean Mickael | 29 AUG 1986 | 1.84/6'0" | 2d European Olympic (GRE) |
| GAM | JACK Badou G J | 31 OCT 1983 | | 2nd African Qualifying (GAM) |
| GBR | DEGALE James | 3 FEB 1986 | 1.83/6'0" | European Qualifying (ITA) |
| GER | BUGA Konstantin | 17 JUN 1985 | 1.81/5'11" | Weltmeisterschaft 2007 (USA) |
| GHA | SARAKU Ahmed | 3 FEB 1986 | 1.42/4'8" | 1st Continental Ogqt (ALB) |
| GRE | GAZIS Georgios | 25 MAY 1981 | 1.85/6'1" | 2nd European Qt (GRE) |
| IND | KUMAR Vijender | 29 OCT 1985 | 1.82/6'0" | 3rd Olympic Qualifying (KAZ) |
| IRL | SUTHERLAND Darren John | 18 APR 1982 | 1.82/6'0" | 2nd Olympic Qualifier (GRE) |
| KAZ | ARTAYEV Bakhtiyar | 14 MAR 1983 | 1.83/6'0" | World Championships (USA) |
| KOR | CHO Deokjin | 20 FEB 1983 | 1.78/5'10" | Aiba 2nd Asia Oqt (KAZ) |
| MAR | RACHIDI Said | 14 JUL 1986 | | Championat du Monde (USA) |
| RUS | KOROBOV Matvey | 7 JAN 1983 | 1.79/5'10" | Aiba World Championships (USA) |
| SWE | TERBUNJA Naim | 28 SEP 1984 | 1.83/6'0" | European Qualification 1 (ITA) |
| THA | CHOMPUPHUANG Angkhan | 20 JAN 1981 | 1.75/5'9" | 1st Aiba Asian Oqt (THA) |
| UKR | DEREVYANCHENKO Sergiy | 31 OCT 1985 | 1.75/5'9" | World Championship (USA) |
| USA | ESTRADA Shawn | 1 APR 1985 | 1.85/6'1" | 2nd American Qualifying (GUA) |
| UZB | RASULOV Elshod | 7 MAR 1986 | 1.80/5'11" | 1st Asian Olympic Qualif (THA) |
| VEN | BLANCO PARRA Alfonso | 2 FEB 1986 | 1.81/5'11" | Campeonato Mundial (USA) |



DRAW SHEET As of 23 AUG 2008
抽签表 / FEUILLE DE TIRAGE SU SORT

Final

Number of boxers: 28

| Preliminaries | | Quarterfinals | Semifinals | Final |
|---------------|-------------------------------|------------------------------|------------------------------|-----------------------------|
| VEN | BLANCO PARRA Alfonso Bye | BLANCO PARRA A PTS 18:7 | | |
| DOM | NUNEZ Argenis Bye | | SUTHERLAND D PTS 11:1 | |
| IRL | SUTHERLAND Darren John Bye | RSCH R4 1:56 SUTHERLAND D | | |
| ALG | KASSEL Nabil Bye | | | DEGALE J PTS 10:3 |
| SWE | TERBUNJA Naim | KOROBOV M PTS 18:6 | ARTAYEV B PTS 10:7 | |
| RUS | KOROBOV Matvey | | | |
| MAR | RACHIDI Said | PTS 8:2 ARTAYEV B | | |
| KAZ | ARTAYEV Bakhtiyar | | PTS 8:3 DEGALE J | |
| GBR | DEGALE James | DEGALE J PTS 13:4 | | |
| EGY | HIKAL Mohamed | | PTS 11:5 DEGALE J | |
| USA | ESTRADA Shawn | PTS 10:2 ESTRADA S | | |
| ARG | MADERNA Ezequiel Osvaldo | | | DEGALE J PTS 16:14 |
| ARM | HAKOBYAN Andranik | HAKOBYAN A PTS 14:8 | RASULOV E RSCI R4 0:21 | |
| GHA | SARAKU Ahmed | | | |
| FRA | RAYMOND Jean Mickael | PTS 8:2 RASULOV E | | |
| UZB | RASULOV Elshod | | CORREA BAYEAUX E PTS 9:7 | |
| CUB | CORREA BAYEAUX Emilio | CORREA BAYEAUX E PTS 17:4 | | |
| AUS | FLETCHER Jarrod | | PTS 18:4 CORREA BAYEAUX E | |
| CHN | WANG Jianzheng | PTS 15:6 DEREVYANCHENKO S | | |
| UKR | DEREVYANCHENKO Sergiy | | | PTS 8:5 CORREA BAYEAUX E |
| GER | BUGA Konstantin | GONGORA C PTS 14:7 | | |
| ECU | GONGORA Carlos | | GONGORA C PTS 12:1 | |
| COD | SALIKU BIEMBE Herry | PTS 7:2 GAZIS G | | |
| GRE | GAZIS Georgios | | PTS 9:4 KUMAR V | |
| KOR | CHO Deokjin | CHOMPUPHUANG A PTS 9:3 | | |
| THA | CHOMPUPHUANG Angkhan | | PTS 13:3 KUMAR V | |
| GAM | JACK Badou G J | PTS 13:2 KUMAR V | | |
| IND | KUMAR Vijender | | | |

Standings:

| | |
|---------------------|--------------|
| 1. DEGALE J | (GBR) Gold |
| 2. CORREA BAYEAUX E | (CUB) Silver |
| 3. SUTHERLAND D | (IRL) Bronze |
| 3. KUMAR V | (IND) Bronze |
| 5. GONGORA C | (ECU) |
| 5. ARTAYEV B | (KAZ) |
| 5. RASULOV E | (UZB) |
| 5. BLANCO PARRA A | (VEN) |

Note:
5th places are sorted by NOC.

Legend:
PTS Points R Round RSCH Referee Stop Contest - Head blow RSCI Referee Stop Contest - Injured



ENTRY LIST BY WEIGHT CATEGORY As of 8 AUG 2008
各级别报名名单 / LISTE D'ENTRÉE PAR CATÉGORIE DU POIDS

| NOC Code | Name | Date of Birth | Height m / ft in | Qualified |
|----------|------------------------|---------------|------------------|---------------------------------|
| ALG | BENCHABLA Abdelhafid | 26 SEP 1986 | 1.84 / 6'0" | 1er Tournoi Africain (ALG) |
| BLR | MAGAMEDAU Ramazan | 7 JUN 1985 | 1.82 / 6'0" | Olympic Qualif Tournament (ITA) |
| BRA | SILVA Washington | 25 FEB 1976 | 1.80 / 5'11" | 1 American Olympic Qualif (TRI) |
| CHN | ZHANG Xiaoping | 1 APR 1982 | 1.88 / 6'2" | First Asian Qualifying (THA) |
| COL | ALVAREZ Eleider | 8 APR 1984 | 1.83 / 6'0" | li Clasificatorio Panamer (GUA) |
| CRO | SIVOLIJA-JELICA Marijo | 29 JUN 1981 | 1.87 / 6'2" | Wc (USA) |
| EGY | YASSER Ramadan | 19 JUL 1980 | 1.85 / 6'1" | World Senior Championship (USA) |
| GBR | JEFFRIES Tony | 2 MAR 1985 | 1.88 / 6'2" | World Championships (USA) |
| GHA | SAMIR Bastie | 19 MAY 1986 | 1.41 / 4'8" | 2nd Continental Ogqt (NAM) |
| HAI | AUGUSTAMA Azea | 2 AUG 1983 | 1.80 / 5'11" | (GUA) |
| HUN | SZELLO Imre | 27 JUL 1983 | 1.84 / 6'0" | Aiba World Championship (USA) |
| IND | KUMAR Dinesh | 25 AUG 1988 | 1.83 / 6'0" | 3rd Olympic Qualifying (KAZ) |
| IRI | GHORBANI Mehdi | 12 JAN 1985 | 1.82 / 6'0" | O.Q.T. (THA) |
| IRL | EGAN Kenny | 7 JAN 1982 | 1.87 / 6'2" | 2nd European Qualifier (GRE) |
| ISV | JACKSON Julius | 1 AUG 1987 | 1.88 / 6'2" | 2nd Continental Tournamen (GUA) |
| KAZ | SHYNALIYEV Yerkebulan | 7 OCT 1987 | 1.78 / 5'10" | World Championships (USA) |
| KEN | ALI Aziz | 15 SEP 1980 | 1.73 / 5'8" | Namibia-Africa (NAM) |
| LTU | SEMIOTAS Daugirdas | 20 MAY 1983 | 1.82 / 6'0" | World Boxing Championship (USA) |
| NGR | IZOBO Dauda | 20 JUN 1980 | | 2nd Olympic Q.T. (NAM) |
| PUR | NEGRON COLON Carlos | 4 FEB 1987 | 1.96 / 6'5" | 1st Qualifying Tournament (TRI) |
| RUS | BETERBIEV Artur | 21 JAN 1985 | 1.84 / 6'0" | Aiba World Championships (USA) |
| SAM | TAVUI Farani | 6 NOV 1985 | 1.67 / 5'6" | Oceania Olympic Qualifier (SAM) |
| SWE | KATENDE Kennedy | 15 MAR 1985 | 1.78 / 5'10" | European Qualification 2 (GRE) |
| TJK | KURBANOV Dzhakhon | 12 FEB 1986 | 1.86 / 6'1" | Aiba 1st Asian Oqt (THA) |
| TUN | SAHRAOUI Mourad | 12 JAN 1983 | | Ler Tournoi de Qualificat (ALG) |
| TUR | MUZAFFER Bahram | 4 AUG 1986 | 1.88 / 6'2" | 1nd Qualification T (ITA) |
| UZB | ATOEV Abbos | 7 JUN 1986 | 1.75 / 5'9" | World Champs 2007 (USA) |
| VEN | GONZALEZ Luis Alberto | 6 AUG 1984 | 1.79 / 5'10" | li Eliminatória (TRI) |



DRAW SHEET As of 24 AUG 2008
抽签表 / FEUILLE DE TIRAGE SU SORT

Final

Number of boxers: 28

| Preliminaries | | Quarterfinals | Semifinals | Final |
|---------------|------------------------------|-----------------------------------|-----------------------------|---------------------|
| COL | ALVAREZ Eleider Bye | | | |
| GBR | JEFFRIES Tony Bye | JEFFRIES T PTS +5:5 | | |
| VEN | GONZALEZ Luis Alberto Bye | | JEFFRIES T PTS 10:2 | |
| HUN | SZELLO Imre Bye | RSCH R1 1:47 SZELLO I | | |
| HAI | AUGUSTAMA Azea | SILVA W PTS 6:2 | | |
| BRA | SILVA Washington | | SILVA W PTS 9:7 | |
| GHA | SAMIR Bastie | RSC R3 1:28 SAMIR B | | |
| NGR | IZOBO Dauda | | PTS 8:0 EGAN K | |
| ISV | JACKSON Julius | EGAN K PTS 22:2 | | |
| IRL | EGAN Kenny | | PTS 10:2 EGAN K | |
| KEN | ALI Aziz | PTS 8:3 MUZAFFER B | | |
| TUR | MUZAFFER Bahram | | | |
| TUN | SAHRAOUI Mourad | ZHANG X PTS 3:1 | | ZHANG X PTS 11:7 |
| CHN | ZHANG Xiaoping | | ZHANG X PTS 8:2 | |
| RUS | BETERBIEV Artur | PTS 15:3 BETERBIEV A | | |
| SWE | KATENDE Kennedy | | ZHANG X PTS 12:7 | |
| EGY | YASSER Ramadan | YASSER R PTS +10:10 | | |
| BLR | MAGAMEDAU Ramazan | | PTS 13:6 BENCHABLA A | |
| IND | KUMAR Dinesh | RSCOS R3 1:42 BENCHABLA A | | |
| ALG | BENCHABLA Abdelhafid | | | PTS +4:4 ZHANG X |
| CRO | SIVOLIJA-JELICA Marijo | SIVOLIJA-JELICA M RSCH R3 0:23 | | |
| SAM | TAVUI Farani | | KURBANOV D PTS 8:1 | |
| UZB | ATOEV Abbos | PTS 11:3 KURBANOV D | | |
| TJK | KURBANOV Dzhakhon | | DSQ R3 1:43 SHYNALIYEV Y | |
| IRI | GHORBANI Mehdi | NEGRON COLON C PTS 13:4 | | |
| PUR | NEGRON COLON Carlos | | PTS 9:3 SHYNALIYEV Y | |
| KAZ | SHYNALIYEV Yerkebulan | PTS 11:3 SHYNALIYEV Y | | |
| LTU | SEMIOTAS Daugirdas | | | |

Standings:

| | |
|-----------------|--------------|
| 1. ZHANG X | (CHN) Gold |
| 2. EGAN K | (IRL) Silver |
| 3. SHYNALIYEV Y | (KAZ) Bronze |
| 3. JEFFRIES T | (GBR) Bronze |
| 5. BENCHABLA A | (ALG) |
| 5. SILVA W | (BRA) |
| 5. SZELLO I | (HUN) |
| 5. KURBANOV D | (TJK) |

Note:
5th places are sorted by NOC.

Legend:
DSQ Disqualified
RSC Referee Stop Contest - Head blow
PTS Points
RSCOS Referee Stop Contest Outscored
R Round
RSC Referee Stop Contest



ENTRY LIST BY WEIGHT CATEGORY As of 8 AUG 2008
各级别报名名单 / LISTE D'ENTRÉE PAR CATÉGORIE DU POIDS

| NOC Code | Name | Date of Birth | Height m / ft in | Qualified |
|----------|---------------------|---------------|------------------|---------------------------------|
| ALG | TOUILBINI Abdelaziz | 16 OCT 1978 | 1.88 / 6'2" | 1er Tournoi Africain (ALG) |
| AUS | PITT Brad | 8 NOV 1981 | 1.82 / 6'0" | Oceania (SAM) |
| BLR | ZUYEU Viktor | 22 MAY 1983 | 1.88 / 6'2" | Olympic Quafip Tournament (ITA) |
| CHN | NIJIATI Yushan | 1 JUL 1986 | 1.88 / 6'2" | World Boxing Championship (USA) |
| COL | JULIO Blanco | 12 APR 1980 | 1.90 / 6'3" | li Clasificatorio Panamer (GUA) |
| CUB | ACOSTA DUARTE Osmai | 3 APR 1985 | 1.88 / 6'2" | Qualifying America 1 (TRI) |
| FRA | MBUMBA John | 29 APR 1983 | 1.85 / 6'1" | A1ba World Boxing Champio (USA) |
| GRE | PAVLIDIS Ilias | 4 MAY 1978 | 1.81 / 5'11" | 2nd European Qt (GRE) |
| IRI | MAZAHERI Ali | 31 MAR 1982 | 1.95 / 6'5" | O.Q.T. (KAZ) |
| ITA | RUSSO Clemente | 27 JUL 1982 | 1.80 / 5'11" | World Championship (USA) |
| MAR | ARJAQUI Mohammed | 6 JUN 1987 | | Afrique (ALG) |
| MNE | GAJOVIC Milorad | 27 JUL 1974 | 1.85 / 6'1" | |
| NGR | DURODOLA Olanrewaju | 16 OCT 1980 | 1.92 / 6'4" | 2nd Africa Olympic Q. T. (NAM) |
| RUS | CHAKHKIEV Rakhim | 11 JAN 1983 | 1.83 / 6'0" | Aiba World Championships (USA) |
| UKR | USYK Oleksandr | 17 JAN 1987 | 1.91 / 6'3" | 1st European Oqt (ITA) |
| USA | WILDER Deontay | 22 OCT 1985 | 2.01 / 6'7" | 1st Americas Qualifying (TRI) |



DRAW SHEET As of 23 AUG 2008

抽签表 / FEUILLE DE TIRAGE SU SORT

Final

Number of boxers: 16

| Preliminaries | Quarterfinals | Semifinals | Final |
|-------------------------|-----------------------------|----------------------------|-------------------------|
| CUB ACOSTA DUARTE Osmai | ACOSTA DUARTE O PTS 11:0 | ACOSTA DUARTE O PTS 7:4 | CHAKHKIEV R PTS 10:5 |
| NGR DURODOLA Olanrewaju | | | |
| GRE PAVLIDIS Ilias | PTS 7:3 PAVLIDIS I | PTS 18:9 CHAKHKIEV R | |
| MNE GAJOVIC Milorad | | | |
| COL JULIO Blanco | MBUMBA J PTS 11:5 | PTS 7:3 CHAKHKIEV R | |
| FRA MBUMBA John | | | |
| RUS CHAKHKIEV Rakhim | PTS 7:3 CHAKHKIEV R | PTS 7:1 RUSSO C | |
| IRI MAZAHERI Ali | | | |
| ALG TOUILBINI Abdelaziz | WILDER D PTS 10:4 | WILDER D PTS +10:10 | |
| USA WILDER Deontay | | | |
| AUS PITT Brad | PTS 11:6 ARJAOUI M | PTS 7:4 RUSSO C | |
| MAR ARJAOUI Mohammed | | | |
| CHN NIJIATI Yushan | USYK O PTS 23:4 | PTS 7:1 RUSSO C | |
| UKR USYK Oleksandr | | | |
| ITA RUSSO Clemente | PTS 7:1 RUSSO C | PTS 7:1 RUSSO C | |
| BLR ZUYEU Viktor | | | |

Standings:

| | |
|--------------------|--------------|
| 1. CHAKHKIEV R | (RUS) Gold |
| 2. RUSSO C | (ITA) Silver |
| 3. ACOSTA DUARTE O | (CUB) Bronze |
| 3. WILDER D | (USA) Bronze |
| 5. MBUMBA J | (FRA) |
| 5. PAVLIDIS I | (GRE) |
| 5. ARJAOUI M | (MAR) |
| 5. USYK O | (UKR) |

Note:
5th places are sorted by NOC.

Legend:
PTS Points



ENTRY LIST WITH EXACT WEIGHT As of 8 AUG 2008
报名名单 (确切体重) / LISTE D'ENTRÉE AVEC POIDS EXACT

| NOC Code | Name | Date of Birth | Height m / ft in | Weight kg / lbs oz | Qualified |
|----------|---------------------|---------------|------------------|--------------------|---------------------------------|
| ALG | OUATAH Newfel | 8 NOV 1985 | 2.00 / 6'7" | 97.5 / 214 15 | Tournoi Africain (ALG) |
| AUS | BEAHAN Dan | 5 APR 1984 | 1.88 / 6'2" | 93.1 / 205 4 | Oceania (SAM) |
| BUL | PULEV Kubrat | 4 MAY 1981 | 1.94 / 6'4" | 101.1 / 222 14 | 1st Olympic Qualification (ITA) |
| CHN | ZHANG Zhilei | 2 MAY 1983 | 2.00 / 6'7" | 110.7 / 244 1 | World Boxing Champions (USA) |
| COL | RIVAS Oscar | 6 JUN 1987 | 1.85 / 6'1" | 98.7 / 217 10 | Ii Clasificatorio Panamer (GUA) |
| CRO | TOMASOVIC Marko | 10 NOV 1981 | 1.83 / 6'0" | 98.1 / 216 4 | European Continental Qual (ITA) |
| CUB | ALFONSO ACEA Robert | 11 NOV 1986 | 1.93 / 6'4" | 102.1 / 225 1 | Qualifying America 1 (TRI) |
| GBR | PRICE David | 6 JUL 1983 | 2.03 / 6'8" | 108.5 / 239 3 | European Qualifying (GRE) |
| ITA | CAMMARELLE Roberto | 30 JUL 1980 | 1.90 / 6'3" | 105.0 / 231 8 | World Championship (USA) |
| KAZ | MYRSATAYEV Ruslan | 7 MAY 1985 | 1.85 / 6'1" | 97.0 / 213 14 | (KAZ) |
| LTU | JAKSTO Jaroslav | 7 AUG 1980 | 1.94 / 6'4" | 99.5 / 219 6 | 2nd European Qualifying T (GRE) |
| MAR | AMANISSI Mohamed | 29 JUL 1981 | | 106.9 / 235 11 | Afrique (NAM) |
| NGR | OHWARIEME Onoriode | 25 NOV 1987 | | 95.1 / 209 11 | 2nd Africa Olympic Q. T. (NAM) |
| RUS | TIMURZIEV Islam | 9 JAN 1983 | 1.86 / 6'1" | 110.3 / 243 3 | Aiba World Championships (USA) |
| UKR | GLAZKOV Vyacheslav | 15 OCT 1984 | 1.89 / 6'2" | 97.4 / 214 12 | World Championship (USA) |
| VEN | PAYARES Jose | 27 APR 1986 | 1.96 / 6'5" | 101.0 / 222 11 | Iii Eliminatoria (GUA) |



DRAW SHEET As of 24 AUG 2008
抽签表 / FEUILLE DE TIRAGE SU SORT

Final

Number of boxers: 16

| Preliminaries | | Quarterfinals | | Semifinals | | Final | |
|---------------|---------------------|-----------------------------|--|-----------------------------|--|--|--|
| UKR | GLAZKOV Vyacheslav | GLAZKOV V PTS 5:3 | | GLAZKOV V PTS 10:4 | | ZHANG Z WO | |
| CUB | ALFONSO ACEA Robert | | | | | | |
| ALG | OUATAH Newfel | PTS 7:5 OUATAH N | | PTS 12:2 ZHANG Z | | CAMMARELLE R RSCH R4 0:19 | |
| VEN | PAYARES Jose | | | | | | |
| MAR | AMANISSI Mohamed | ZHANG Z PTS 15:0 | | RSC R1 0:49 MYRSATAYEV R | | CAMMARELLE R RSCH R2 1:11 CAMMARELLE R | |
| CHN | ZHANG Zhilei | | | | | | |
| AUS | BEAHAN Dan | RSC R1 0:49 MYRSATAYEV R | | CAMMARELLE R PTS 9:5 | | RSCH R2 1:11 CAMMARELLE R | |
| KAZ | MYRSATAYEV Ruslan | | | | | | |
| ITA | CAMMARELLE Roberto | CAMMARELLE R PTS 13:1 | | PTS 11:5 RIVAS O | | RSCH R2 1:11 CAMMARELLE R | |
| CRO | TOMASOVIC Marko | | | | | | |
| BUL | PULEV Kubrat | PTS 11:5 RIVAS O | | RSCI R2 0:09 PRICE D | | | |
| COL | RIVAS Oscar | | | | | | |
| RUS | TIMURZIEV Islam | PRICE D RSC R2 0:31 | | PTS 11:1 JAKSTO J | | | |
| GBR | PRICE David | | | | | | |
| NGR | OHWARIEME Onoriode | PTS 11:1 JAKSTO J | | | | | |
| LTU | JAKSTO Jaroslav | | | | | | |

Standings:

| | | |
|-----------------|-------|--------|
| 1. CAMMARELLE R | (ITA) | Gold |
| 2. ZHANG Z | (CHN) | Silver |
| 3. PRICE D | (GBR) | Bronze |
| 3. GLAZKOV V | (UKR) | Bronze |
| 5. OUATAH N | (ALG) | |
| 5. RIVAS O | (COL) | |
| 5. MYRSATAYEV R | (KAZ) | |
| 5. JAKSTO J | (LTU) | |

Note:
5th places are sorted by NOC.

| Legend: | | R | Round | RSC | Referee Stop Contest | RSCH | Referee Stop Contest - Head blow |
|---------|--------------------------------|----|----------|-----|----------------------|------|----------------------------------|
| PTS | Points | WO | Walkover | RSC | Referee Stop Contest | RSCH | Referee Stop Contest - Head blow |
| RSCI | Referee Stop Contest - Injured | | | | | | |



OFFICIAL COMMUNICATION

官方通告 / COMMUNICATION OFFICIELLE

Item: 5

**Boxing
Medical Examination and Weigh-In**

At 8:00 on the 22 August 2008, GLAZKOV V. representing UKR in the +91kg weight category failed in the Medical Examination.

Issued by: AIBA Technical Delegate
Time: 08:50
Date: 22 AUG 2008

This decision affects:

RESULTS
SCHEDULE
OTHER

| |
|---|
| X |
| |
| |

Note: For more details contact the AIBA or consult the AIBA website: www.aiba.org



WORKERS' GYMNASIUM
北京工人体育馆
PALAIS OMNISPORTS DES OUVRIERS

BOXING
拳击 / BOXE

SAT 星期六 SAM
9 AUG 2008
13:30 - Afternoon

SESSION 1 - PRELIMINARIES
比赛单元1 - 1/16比赛 / SESSION 1 - PRELIMINAIRES



SESSION RESULTS
单元成绩公告 / RÉSULTATS DE SESSION

| Bout | Weight Category | Corner | Name | NOC Code | Winner | Result | Time / PTS / Decision |
|------|-------------------|--------------|--------------------------|----------------------|-------------------|--------|-----------------------|
| 1 | Middle 75 kg | RED | TERBUNJA Naim | SWE | | | |
| | | BLUE | KOROBOV Matvey | RUS | BLUE | PTS | 18:6 |
| | | Referee: CHN | LI Qingsheng | Judge: TRI | BECKLES James | R1 | 1:5 |
| | | | | TUN | BOUGHALMI Hassen | R2 | 2:4 |
| | | | | POL | PODSIADLO Marek | R3 | 3:4 |
| | | | USA | McNALLY James | R4 | 0:5 | |
| | | | FRA | LAINE Jean-Robert | | | |
| 2 | Middle 75 kg | RED | RACHIDI Said | MAR | | | |
| | | BLUE | ARTAYEV Bakhtiyar | KAZ | BLUE | PTS | 8:2 |
| | | Referee: SWE | NAESMAN Benny | Judge: ITA | APA Enrico | R1 | 1:2 |
| | | | | THA | SOMCHAI Artit | R2 | 1:0 |
| | | | | RSA | BARNARD Johan | R3 | 0:3 |
| | | | ECU | CASTRO Jose | R4 | 0:3 | |
| | | | CUB | PONCE Juan | | | |
| 3 | Middle 75 kg | RED | DEGALE James | GBR | | | |
| | | BLUE | HIKAL Mohamed | EGY | RED | PTS | 13:4 |
| | | Referee: PHI | FORTALEZA Rogelio | Judge: ARG | SERVIDE Roberto | R1 | 2:3 |
| | | | | TRI | BECKLES James | R2 | 3:0 |
| | | | | BOT | MOROKA Michael | R3 | 4:0 |
| | | | CHN | WANG Jiabo | R4 | 4:1 | |
| | | | POL | PODSIADLO Marek | | | |
| 4 | Middle 75 kg | RED | ESTRADA Shawn | USA | | | |
| | | BLUE | MADERNA Ezequiel Osvaldo | ARG | RED | PTS | 10:2 |
| | | Referee: KOR | KIM Jae Bong | Judge: LES | MONETHI Shadrack | R1 | 3:0 |
| | | | | SWE | NAESMAN Benny | R2 | 4:1 |
| | | | | HUN | DORKO Peter | R3 | 1:1 |
| | | | AUS | ROSE Wayne | R4 | 2:0 | |
| | | | UKR | KARAKULOV Mykola | | | |
| 5 | Middle 75 kg | RED | HAKOBYAN Andranik | ARM | | | |
| | | BLUE | SARAKU Ahmed | GHA | RED | PTS | 14:8 |
| | | Referee: TRI | BECKLES James | Judge: ARG | SERVIDE Roberto | R1 | 4:0 |
| | | | | LES | MONETHI Shadrack | R2 | 3:1 |
| | | | | GRE | KAOURIS Georgios | R3 | 3:4 |
| | | | KAZ | KASSYMKANOV Berikbol | R4 | 4:3 | |
| | | | CHN | WANG Jue | | | |
| 6 | Middle 75 kg | RED | RAYMOND Jean Mickael | FRA | | | |
| | | BLUE | RASULOV Elshod | UZB | BLUE | PTS | 8:2 |
| | | Referee: AUS | ROSE Wayne | Judge: CHN | WANG Jiabo | R1 | 1:2 |
| | | | | USA | McNALLY James | R2 | 0:2 |
| | | | | RSA | BARNARD Johan | R3 | 1:2 |
| | | | BOT | MOROKA Michael | R4 | 0:2 | |
| | | | COL | CARBONELL Armando | | | |
| 7 | Light Heavy 81 kg | RED | AUGUSTAMA Azea | HAI | | | |
| | | BLUE | SILVA Washington | BRA | BLUE | PTS | 6:2 |
| | | Referee: GEO | TIBUA Zurab | Judge: RSA | BARNARD Johan | R1 | 0:2 |
| | | | | PHI | FORTALEZA Rogelio | R2 | 0:3 |
| | | | | GBR | PHILLIPS William | R3 | 2:0 |
| | | | AUS | ROSE Wayne | R4 | 0:1 | |
| | | | LES | MONETHI Shadrack | | | |
| 8 | Light Heavy 81 kg | RED | SAMIR Bastie | GHA | | | |
| | | BLUE | IZOBO Dauda | NGR | RED | RSC | R3 1:28 |
| | | Referee: ARG | SERVIDE Roberto | Judge: GBR | PHILLIPS William | R1 | 0:1 |
| | | | | CHN | WANG Jue | R2 | 5:2 |
| | | | | COL | CARBONELL Armando | R3 | 2:0 |
| | | | RUS | SUDAKOV Evgeny | | | |
| | | | MGL | BAYASGALAN Sandag | | | |



WORKERS' GYMNASIUM
北京工人体育馆
PALAIS OMNISPORTS DES OUVRIERS

BOXING
拳击 / BOXE

SAT 星期六 SAM
9 AUG 2008
13:30 - Afternoon

SESSION 1 - PRELIMINARIES
比赛单元1 - 1/16比赛 / SESSION 1 - PRELIMINAIRES



SESSION RESULTS
单元成绩公告 / RÉSULTATS DE SESSION

| Bout | Weight Category | Corner | Name | NOC Code | Winner | Result | Time / PTS / Decision |
|------|-------------------|--------------|-------------------|------------|-------------------|--------|-----------------------|
| 9 | Light Heavy 81 kg | RED | JACKSON Julius | ISV | BLUE | PTS | 22:2 |
| | | BLUE | EGAN Kenny | IRL | | | |
| | | Referee: CHN | LI Qingsheng | Judge: KOR | KIM Jae Bong | R1 | 0:6 |
| | | | | LES | MONETHI Shadrack | R2 | 2:4 |
| | | | | ITA | APA Enrico | R3 | 0:8 |
| | | | | CUB | PONCE Juan | R4 | 0:4 |
| | | | | TUN | BOUGHALMI Hassen | | |
| 10 | Light Heavy 81 kg | RED | ALI Aziz | KEN | BLUE | PTS | 8:3 |
| | | BLUE | MUZAFFER Bahram | TUR | | | |
| | | Referee: COL | CARBONELL Armando | Judge: SYR | ZHRH Mohamad | R1 | 1:3 |
| | | | | THA | SOMCHAI Artit | R2 | 1:2 |
| | | | | GBR | PHILLIPS William | R3 | 1:2 |
| | | | | ECU | CASTRO Jose | R4 | 0:1 |
| | | | | BOT | MOROKA Michael | | |
| 11 | Light Heavy 81 kg | RED | SAHRAOUI Mourad | TUN | BLUE | PTS | 3:1 |
| | | BLUE | ZHANG Xiaoping | CHN | | | |
| | | Referee: CUB | PONCE Juan | Judge: HUN | DORKO Peter | R1 | 0:1 |
| | | | | BLR | PARSHYN Siarhei | R2 | 0:0 |
| | | | | RSA | BARNARD Johan | R3 | 1:0 |
| | | | | COL | CARBONELL Armando | R4 | 0:2 |
| | | | | PHI | FORTALEZA Rogelio | | |
| 12 | Light Heavy 81 kg | RED | BETERBIEV Artur | RUS | RED | PTS | 15:3 |
| | | BLUE | KATENDE Kennedy | SWE | | | |
| | | Referee: USA | McNALLY James | Judge: CHN | WANG Jiabo | R1 | 5:1 |
| | | | | LES | MONETHI Shadrack | R2 | 1:1 |
| | | | | PHI | FORTALEZA Rogelio | R3 | 3:0 |
| | | | | FRA | LAINE Jean-Robert | R4 | 6:1 |
| | | | | ARG | SERVIDE Roberto | | |

Legend:
PTS Points R Round RSC Referee Stop Contest





SESSION RESULTS
单元成绩公告 / RÉSULTATS DE SESSION

| Bout | Weight Category | Corner | Name | NOC Code | Winner | Result | Time / PTS / Decision |
|------|-------------------|--------------|-----------------------|------------|-----------------------|----------|-----------------------|
| 13 | Middle 75 kg | RED | CORREA BAYEAUX Emilio | CUB | RED | PTS | 17:4 |
| | | BLUE | FLETCHER Jarrod | AUS | | | |
| | | Referee: BLR | PARSHYN Siarhei | Judge: BOT | MOROKA Michael | R1 | 5:0 |
| | | | | KAZ | KASSYMKANOV Berikbol | R2 | 6:2 |
| | | | | TUN | BOUGHALMI Hassen | R3 | 4:2 |
| | | | | ESP | ALLOZA ROSA Francisco | R4 | 2:0 |
| | | | | KOR | KIM Jae Bong | | |
| 14 | Middle 75 kg | RED | WANG Jianzheng | CHN | BLUE | PTS | 15:6 |
| | | BLUE | DEREVYANCHENKO Sergiy | UKR | | | |
| | | Referee: RSA | BARNARD Johan | Judge: LES | MONETHI Shadrack | R1 | 2:2 |
| | | | | MGL | BAYASGALAN Sandag | R2 | 2:4 |
| | | | | TRI | BECKLES James | R3 | 1:5 |
| | | | | HUN | DORKO Peter | R4 | 1:4 |
| | | | | CAN | CHIASSEON Pierre | | |
| 15 | Middle 75 kg | RED | BUGA Konstantin | GER | BLUE | PTS | 14:7 |
| | | BLUE | GONGORA Carlos | ECU | | | |
| | | Referee: KAZ | KASSYMKANOV Berikbol | Judge: CAN | CHIASSEON Pierre | R1 | 1:2 |
| | | | | BOT | MOROKA Michael | R2 | 4:3 |
| | | | | CHN | LI Qingsheng | R3 | 2:6 |
| | | | | AUS | ROSE Wayne | R4 | 0:3 |
| | | | | POL | PODSIADLO Marek | | |
| 16 | Middle 75 kg | RED | SALIKU BIEMBE Herry | COD | BLUE | PTS | 7:2 |
| | | BLUE | GAZIS Georgios | GRE | | | |
| | | Referee: ECU | CASTRO Jose | Judge: USA | McNALLY James | R1 | 0:0 |
| | | | | MDA | KAIGORODOV Anatoli | R2 | 2:0 |
| | | | | CHN | WANG Jue | R3 | 0:5 |
| | | | | MGL | BAYASGALAN Sandag | R4 | 0:2 |
| | | | | RSA | BARNARD Johan | | |
| 17 | Middle 75 kg | RED | CHO Deokjin | KOR | BLUE | PTS | 9:3 |
| | | BLUE | CHOMPHUHUANG Angkhan | THA | | | |
| | | Referee: FRA | LAINE Jean-Robert | Judge: USA | McNALLY James | R1 | 0:0 |
| | | | | CAN | CHIASSEON Pierre | R2 | 0:3 |
| | | | | CHN | LI Qingsheng | R3 | 2:3 |
| | | | | ESP | ALLOZA ROSA Francisco | R4 | 1:3 |
| | | | | BOT | MOROKA Michael | | |
| 18 | Middle 75 kg | RED | JACK Badou G J | GAM | BLUE | PTS | 13:2 |
| | | BLUE | KUMAR Vijender | IND | | | |
| | | Referee: GRE | KAOURIS Georgios | Judge: BLR | PARSHYN Siarhei | R1 | 0:1 |
| | | | | CUB | PONCE Juan | R2 | 1:5 |
| | | | | COL | CARBONELL Armando | R3 | 1:3 |
| | | | | THA | SOMCHAI Artit | R4 | 0:4 |
| | | | | TUN | BOUGHALMI Hassen | | |
| 19 | Light Heavy 81 kg | RED | YASSER Ramadan | EGY | RED | PTS | +10:10 |
| | | BLUE | MAGAMEDAU Ramazan | BLR | | | |
| | | Referee: CAN | CHIASSEON Pierre | Judge: THA | SOMCHAI Artit | R1 | 3:2 |
| | | | | TRI | BECKLES James | R2 | 1:1 |
| | | | | ESP | ALLOZA ROSA Francisco | R3 | 6:4 |
| | | | | LES | MONETHI Shadrack | R4 | 0:3 |
| | | | | PHI | FORTALEZA Rogelio | | |
| 20 | Light Heavy 81 kg | RED | KUMAR Dinesh | IND | BLUE | RSCOS R3 | 1:42 |
| | | BLUE | BENCHABLA Abdelhafid | ALG | | | |
| | | Referee: RUS | SUDAKOV Evgeny | Judge: CHN | LI Qingsheng | R1 | 3:9 |
| | | | | ECU | CASTRO Jose | R2 | 0:6 |
| | | | | USA | McNALLY James | R3 | 0:8 |
| | | | | HUN | DORKO Peter | | |
| | | | | RSA | BARNARD Johan | | |



SESSION RESULTS
单元成绩公告 / RÉSULTATS DE SESSION

| Bout | Weight Category | Corner | Name | NOC Code | Winner | Result | Time / PTS / Decision |
|------|-------------------|--------------|---|--|---|--------|--------------------------------------|
| 21 | Light Heavy 81 kg | RED BLUE | SIVOLIJA-JELICA Marijo TAVUI Farani | CRO SAM | RED | RSCH | R3 0:23 |
| | | Referee: MGL | BAYASGALAN Sandag | Judge: CUB MDA TUN CHN AUS | PONCE Juan KAIGORODOV Anatoli BOUGHALMI Hassen WANG Jue ROSE Wayne | | R1 4:1 R2 7:1 R3 2:0 |
| 22 | Light Heavy 81 kg | RED BLUE | ATOEV Abbos KURBANOV Dzhakhon | UZB TJK | BLUE | PTS | 11:3 |
| | | Referee: LES | MONETHI Shadrack | Judge: ECU TRI ITA SWE KOR | CASTRO Jose BECKLES James APA Enrico NAESMAN Benny KIM Jae Bong | | R1 0:3 R2 3:3 R3 0:3 R4 0:2 |
| 23 | Light Heavy 81 kg | RED BLUE | GHOORBANI Mehdi NEGRON COLON Carlos | IRI PUR | BLUE | PTS | 13:4 |
| | | Referee: MDA | KAIGORODOV Anatoli | Judge: COL GEO CHN RSA BOT | CARBONELL Armando TIBUA Zurab LI Qingsheng BARNARD Johan MOROKA Michael | | R1 0:4 R2 2:4 R3 1:3 R4 1:2 |
| 24 | Light Heavy 81 kg | RED BLUE | SHYNALIYEV Yerkebulan SEMIOTAS Daugirdas | KAZ LTU | RED | PTS | 11:3 |
| | | Referee: TUN | BOUGHALMI Hassen | Judge: CHN LES TRI CUB FRA | WANG Jiabo MONETHI Shadrack BECKLES James PONCE Juan LAINE Jean-Robert | | R1 3:1 R2 5:1 R3 1:0 R4 2:1 |

Legend:
PTS Points R Round RSCH Referee Stop Contest - Head blow RSCOS Referee Stop Contest Outscored



SESSION RESULTS
单元成绩公告 / RÉSULTATS DE SESSION

| Bout | Weight Category | Corner | Name | NOC Code | Winner | Result | Time / PTS / Decision |
|------|--------------------|--------------|---------------------------|------------|----------------------|--------|-----------------------|
| 25 | Light Welter 64 kg | RED | MAIMAITITUERSUN Qiong | CHN | BLUE | PTS | 15:8 |
| | | BLUE | KOVALEV Gennady | RUS | | | |
| | | Referee: BOT | MOROKA Michael | Judge: TUN | BOUGHALMI Hassen | R1 | 0:4 |
| | | | | COL | CARBONELL Armando | R2 | 2:2 |
| | | | | SWE | NAESMAN Benny | R3 | 3:5 |
| | | | | ECU | CASTRO Jose | R4 | 3:4 |
| | | | | SYR | ZHRH Mohamad | | |
| 26 | Light Welter 64 kg | RED | CARVALHO Myke | BRA | BLUE | PTS | 15:11 |
| | | BLUE | COLIN Richarno | MRI | | | |
| | | Referee: ITA | APA Enrico | Judge: CHN | WANG Jiabo | R1 | 5:6 |
| | | | | ARG | SERVIDE Roberto | R2 | 1:2 |
| | | | | KAZ | KASSYMKANOV Berikbol | R3 | 2:5 |
| | | | | UKR | KARAKULOV Mykola | R4 | 3:2 |
| | | | | LES | MONETHI Shadrack | | |
| 27 | Light Welter 64 kg | RED | MOUSSAID Driss | MAR | RED | PTS | 23:2 |
| | | BLUE | KIDD Todd | AUS | | | |
| | | Referee: THA | SOMCHAI Artit | Judge: GRE | KAOURIS Georgios | R1 | 4:0 |
| | | | | GBR | PHILLIPS William | R2 | 6:0 |
| | | | | SYR | ZHRH Mohamad | R3 | 5:1 |
| | | | | USA | McNALLY James | R4 | 8:1 |
| | | | | ECU | CASTRO Jose | | |
| 28 | Light Welter 64 kg | RED | IGLESIAS SOTOLONGO Roniel | CUB | RED | PTS | 15:1 |
| | | BLUE | SMAILA Mahaman | CMR | | | |
| | | Referee: UKR | KARAKULOV Mykola | Judge: COL | CARBONELL Armando | R1 | 3:0 |
| | | | | CHN | WANG Jue | R2 | 6:1 |
| | | | | MGL | BAYASGALAN Sandag | R3 | 3:0 |
| | | | | BLR | PARSHYN Siarhei | R4 | 3:0 |
| | | | | TUN | BOUGHALMI Hassen | | |
| 29 | Light Welter 64 kg | RED | JOYCE Johnny | IRL | RED | PTS | 9:5 |
| | | BLUE | KATE Gyula | HUN | | | |
| | | Referee: CHN | WANG Jiabo | Judge: RUS | SUDAKOV Evgeny | R1 | 3:2 |
| | | | | SWE | NAESMAN Benny | R2 | 2:2 |
| | | | | ARG | SERVIDE Roberto | R3 | 3:0 |
| | | | | CAN | CHIASSON Pierre | R4 | 1:1 |
| | | | | KOR | KIM Jae Bong | | |
| 30 | Light Welter 64 kg | RED | DIAZ Felix | DOM | RED | PTS | 11:4 |
| | | BLUE | HAMBARDZUMYAN Eduard | ARM | | | |
| | | Referee: CHN | WANG Jue | Judge: RSA | BARNARD Johan | R1 | 1:2 |
| | | | | TUN | BOUGHALMI Hassen | R2 | 4:0 |
| | | | | ECU | CASTRO Jose | R3 | 3:1 |
| | | | | MDA | KAIGORODOV Anatoli | R4 | 3:1 |
| | | | | PHI | FORTALEZA Rogelio | | |
| 31 | Welter 69 kg | RED | SAUNDERS Billy Joe | GBR | RED | PTS | 14:3 |
| | | BLUE | KILICCI Adem | TUR | | | |
| | | Referee: SYR | ZHRH Mohamad | Judge: THA | SOMCHAI Artit | R1 | 2:0 |
| | | | | GEO | TIBUA Zurab | R2 | 4:1 |
| | | | | CUB | PONCE Juan | R3 | 5:1 |
| | | | | POL | PODSIADLO Marek | R4 | 3:1 |
| | | | | USA | McNALLY James | | |
| 32 | Welter 69 kg | RED | JOHNSON Toureano | BAH | RED | PTS | 18:3 |
| | | BLUE | MOSES Rolande | GRN | | | |
| | | Referee: TUN | BOUGHALMI Hassen | Judge: KAZ | KASSYMKANOV Berikbol | R1 | 6:2 |
| | | | | KOR | KIM Jae Bong | R2 | 9:0 |
| | | | | CAN | CHIASSON Pierre | R3 | 3:1 |
| | | | | TRI | BECKLES James | R4 | 0:0 |
| | | | | SWE | NAESMAN Benny | | |



WORKERS' GYMNASIUM
北京工人体育馆
PALAIS OMNISPORTS DES OUVRIERS

BOXING
拳击 / BOXE

SUN 星期天 DIM
10 AUG 2008
13:30 - Afternoon

SESSION 3 - PRELIMINARIES
比赛单元3 - 1/16比赛 / SESSION 3 - PRELIMINAIRES



SESSION RESULTS
单元成绩公告 / RÉSULTATS DE SESSION

| Bout | Weight Category | Corner | Name | NOC Code | Winner | Result | Time / PTS / Decision | | | |
|------|-----------------|--------------|------------------------|------------|-------------------|--------|-----------------------|--------------------|----|------|
| 33 | Welter 69 kg | RED | CASTILLO Gilbert Lenin | DOM | BLUE | PTS | 9:6 | | | |
| | | BLUE | STRETS'KY Olexandr | UKR | | | | | | |
| | | Referee: RSA | BARNARD Johan | Judge: THA | | | | SOMCHAI Artit | R1 | 0:1 |
| | | | | CUB | | | | PONCE Juan | R2 | 3:5 |
| | | | | GRE | | | | KAOURIS Georgios | R3 | 2:2 |
| | | MGL | BAYASGALAN Sandag | R4 | 1:1 | | | | | |
| | | | | BOT | MOROKA Michael | | | | | |
| 34 | Welter 69 kg | RED | MAKINA Precious | ZAM | BLUE | PTS | 21:4 | | | |
| | | BLUE | HANATI Silamu | CHN | | | | | | |
| | | Referee: POL | PODSIADLO Marek | Judge: PHI | | | | FORTALEZA Rogelio | R1 | 0:6 |
| | | | | MDA | | | | KAIGORODOV Anatoli | R2 | 3:2 |
| | | | | CAN | | | | CHIASSON Pierre | R3 | 1:8 |
| | | ESP | ALLOZA ROSA Francisco | R4 | 0:5 | | | | | |
| | | | | LES | MONETHI Shadrack | | | | | |
| 35 | Welter 69 kg | RED | BONGONGO Bruno Flavien | CAF | BLUE | PTS | 17:2 | | | |
| | | BLUE | MULEMA Joseph | CMR | | | | | | |
| | | Referee: KOR | KIM Jae Bong | Judge: AUS | | | | ROSE Wayne | R1 | 0:5 |
| | | | | CUB | | | | PONCE Juan | R2 | 0:3 |
| | | | | CHN | | | | LI Qingsheng | R3 | 1:7 |
| | | RUS | SUDAKOV Evgeny | R4 | 1:2 | | | | | |
| | | | | FRA | LAINÉ Jean-Robert | | | | | |
| 36 | Welter 69 kg | RED | SARSEKBAYEV Bakhyt | KAZ | RED | PTS | 20:1 | | | |
| | | BLUE | TRUPISH Adam | CAN | | | | | | |
| | | Referee: ESP | ALLOZA ROSA Francisco | Judge: ECU | | | | CASTRO Jose | R1 | 10:0 |
| | | | | GRE | | | | KAOURIS Georgios | R2 | 7:0 |
| | | | | PHI | | | | FORTALEZA Rogelio | R3 | 2:1 |
| | | RSA | BARNARD Johan | R4 | 1:0 | | | | | |
| | | | | GEO | TIBUA Zurab | | | | | |

Legend:
PTS Points



SESSION RESULTS
单元成绩公告 / RÉSULTATS DE SESSION

| Bout | Weight Category | Corner | Name | NOC Code | Winner | Result | Time / PTS / Decision |
|------|--------------------|--------------|-------------------------|------------|--------------------|--------|-----------------------|
| 37 | Light Welter 64 kg | RED | SEPAHVANDI Morteza | IRI | RED | PTS | 16:4 |
| | | BLUE | HASSINI Hamza | TUN | | | |
| | | Referee: HUN | DORKO Peter | Judge: UKR | KARAKULOV Mykola | R1 | 5:2 |
| | | | | CHN | WANG Jiabo | R2 | 5:1 |
| | | | | COL | CARBONELL Armando | R3 | 3:0 |
| | | | | BOT | MOROKA Michael | R4 | 3:1 |
| | | | | CAN | CHIASSON Pierre | | |
| 38 | Light Welter 64 kg | RED | GHEORGHE Ionut | ROU | RED | PTS | 21:4 |
| | | BLUE | GONZALEZ ORTIZ Jonathan | PUR | | | |
| | | Referee: AUS | ROSE Wayne | Judge: GEO | TIBUA Zurab | R1 | 5:1 |
| | | | | THA | SOMCHAI Artit | R2 | 7:1 |
| | | | | GBR | PHILLIPS William | R3 | 4:0 |
| | | | | SYR | ZHRH Mohamad | R4 | 5:2 |
| | | | | TRI | BECKLES James | | |
| 39 | Light Welter 64 kg | RED | URANCHIMEG Munkh-Erdene | MGL | RED | PTS | 12:8 |
| | | BLUE | BWALYA Hastings | ZAM | | | |
| | | Referee: COL | CARBONELL Armando | Judge: BOT | MOROKA Michael | R1 | 4:1 |
| | | | | ITA | APA Enrico | R2 | 3:3 |
| | | | | ARG | SERVIDE Roberto | R3 | 2:3 |
| | | | | BLR | PARSHYN Siarhei | R4 | 3:1 |
| | | | | THA | SOMCHAI Artit | | |
| 40 | Light Welter 64 kg | RED | GEORGIEV Boris | BUL | RED | PTS | 14:1 |
| | | BLUE | MOLINA Javier | USA | | | |
| | | Referee: TUN | BOUGHALMI Hassen | Judge: RUS | SUDAKOV Evgeny | R1 | 6:0 |
| | | | | ECU | CASTRO Jose | R2 | 2:1 |
| | | | | CHN | WANG Jue | R3 | 3:0 |
| | | | | RSA | BARNARD Johan | R4 | 3:0 |
| | | | | SYR | ZHRH Mohamad | | |
| 41 | Light Welter 64 kg | RED | NEEQUAYE Samuel Kotey | GHA | BLUE | KO | R1 1:24 |
| | | BLUE | SAUNDERS Bradley | GBR | | | |
| | | Referee: CHN | WANG Jiabo | Judge: USA | McNALLY James | R1 | 2:4 |
| | | | | THA | SOMCHAI Artit | | |
| | | | | CAN | CHIASSON Pierre | | |
| | | | | CUB | PONCE Juan | | |
| | | | | MDA | KAIGORODOV Anatoli | | |
| 42 | Light Welter 64 kg | RED | VASTINE Alexis | FRA | RED | PTS | 13:2 |
| | | BLUE | KAVALIAUSKAS Egidijus | LTU | | | |
| | | Referee: CUB | PONCE Juan | Judge: PHI | FORTALEZA Rogelio | R1 | 1:0 |
| | | | | ECU | CASTRO Jose | R2 | 3:1 |
| | | | | UKR | KARAKULOV Mykola | R3 | 5:0 |
| | | | | GBR | PHILLIPS William | R4 | 4:1 |
| | | | | TUN | BOUGHALMI Hassen | | |
| 43 | Welter 69 kg | RED | GRUSAC Vitalie | MDA | RED | PTS | 7:2 |
| | | BLUE | O'MAHONY Gerard | AUS | | | |
| | | Referee: USA | McNALLY James | Judge: CHN | LI Qingsheng | R1 | 1:0 |
| | | | | TUN | BOUGHALMI Hassen | R2 | 3:1 |
| | | | | MGL | BAYASGALAN Sandag | R3 | 2:1 |
| | | | | RSA | BARNARD Johan | R4 | 1:0 |
| | | | | TRI | BECKLES James | | |
| 44 | Welter 69 kg | RED | BASHIROV Aliasker | TKM | BLUE | PTS | 17:6 |
| | | BLUE | CHIGUER Jaoid | FRA | | | |
| | | Referee: BOT | MOROKA Michael | Judge: CHN | WANG Jue | R1 | 3:6 |
| | | | | ARG | SERVIDE Roberto | R2 | 1:4 |
| | | | | AUS | ROSE Wayne | R3 | 2:4 |
| | | | | GEO | TIBUA Zurab | R4 | 0:3 |
| | | | | TUN | BOUGHALMI Hassen | | |



WORKERS' GYMNASIUM
北京工人体育馆
PALAIS OMNISPORTS DES OUVRIERS

BOXING
拳击 / BOXE

SUN 星期天 DIM
10 AUG 2008
19:00 - Evening

SESSION 4 - PRELIMINARIES
比赛单元4 - 1/16比赛 / SESSION 4 - PRELIMINAIRES



SESSION RESULTS
单元成绩公告 / RÉSULTATS DE SESSION

| Bout | Weight Category | Corner | Name | NOC Code | Winner | Result | Time / PTS / Decision |
|------|-----------------|--------------|--------------------|------------|----------------------|--------|-----------------------|
| 45 | Welter 69 kg | RED | KHALSI Mehdi | MAR | BLUE | PTS | 11:3 |
| | | BLUE | MAHMUDOV Dilshod | UZB | | | |
| | | Referee: CAN | CHIASSEON Pierre | Judge: RSA | BARNARD Johan | R1 | 0:2 |
| | | | | TRI | BECKLES James | R2 | 0:2 |
| | | | | CHN | LI Qingsheng | R3 | 1:4 |
| | | | | BLR | PARSHYN Siarhei | R4 | 2:3 |
| | | | | HUN | DORKO Peter | | |
| 46 | Welter 69 kg | RED | ANDRADE Demetrius | USA | RED | PTS | 11:9 |
| | | BLUE | JVANIA Kakhaber | GEO | | | |
| | | Referee: CHN | WANG Jue | Judge: RUS | SUDAKOV Evgeny | R1 | 2:0 |
| | | | | SYR | ZHRH Mohamad | R2 | 2:2 |
| | | | | ARG | SERVIDE Roberto | R3 | 6:4 |
| | | | | KOR | KIM Jae Bong | R4 | 1:3 |
| | | | | BOT | MOROKA Michael | | |
| 47 | Welter 69 kg | RED | KASUTO Mujandjae | NAM | BLUE | PTS | 8:5 |
| | | BLUE | BALANOV Andrey | RUS | | | |
| | | Referee: PHI | FORTALEZA Rogelio | Judge: CHN | LI Qingsheng | R1 | 3:4 |
| | | | | COL | CARBONELL Armando | R2 | 1:2 |
| | | | | KAZ | KASSYMKANOV Berikbol | R3 | 1:0 |
| | | | | CAN | CHIASSEON Pierre | R4 | 0:2 |
| | | | | RSA | BARNARD Johan | | |
| 48 | Welter 69 kg | RED | NURUDZINAU Mahamed | BLR | BLUE | PTS | 4:2 |
| | | BLUE | JACKSON John | ISV | | | |
| | | Referee: THA | SOMCHAI Artit | Judge: UKR | KARAKULOV Mykola | R1 | 0:0 |
| | | | | CUB | PONCE Juan | R2 | 0:1 |
| | | | | SYR | ZHRH Mohamad | R3 | 2:1 |
| | | | | AUS | ROSE Wayne | R4 | 0:2 |
| | | | | CHN | WANG Jiabo | | |
| 49 | Welter 69 kg | RED | CULCAY KETH Jack | GER | BLUE | PTS | +11:11 |
| | | BLUE | KIM Jungjoo | KOR | | | |
| | | Referee: RSA | BARNARD Johan | Judge: CAN | CHIASSEON Pierre | R1 | 1:2 |
| | | | | GEO | TIBUA Zurab | R2 | 3:3 |
| | | | | AUS | ROSE Wayne | R3 | 4:4 |
| | | | | ECU | CASTRO Jose | R4 | 3:2 |
| | | | | PHI | FORTALEZA Rogelio | | |

Legend:
KO Knockout PTS Points R Round





SESSION RESULTS
单元成绩公告 / RÉSULTATS DE SESSION

| Bout | Weight Category | Corner | Name | NOC Code | Winner | Result | Time / PTS / Decision |
|------|-----------------|--------------|--------------------------|------------|----------------------|--------|-----------------------|
| 50 | Feather 57 kg | RED | CONCEICAO Robson | BRA | BLUE | PTS | 12:4 |
| | | BLUE | LI Yang | CHN | | | |
| | | Referee: POL | PODSIADLO Marek | Judge: ITA | APA Enrico | R1 | 0:3 |
| | | | | TRI | BECKLES James | R2 | 1:6 |
| | | | | KOR | KIM Jae Bong | R3 | 3:2 |
| | | | | BOT | MOROKA Michael | R4 | 0:1 |
| | | | | GEO | TIBUA Zurab | | |
| 51 | Feather 57 kg | RED | NAVARRO Roberto | DOM | BLUE | PTS | +3:3 |
| | | BLUE | POROZO Luis | ECU | | | |
| | | Referee: SYR | ZHRH Mohamad | Judge: COL | CARBONELL Armando | R1 | 2:0 |
| | | | | GBR | PHILLIPS William | R2 | 1:0 |
| | | | | GRE | KAOURIS Georgios | R3 | 0:3 |
| | | | | MDA | KAIGORODOV Anatoli | R4 | 0:0 |
| | | | | CHN | WANG Jue | | |
| 52 | Feather 57 kg | RED | LAKRA Anthresh Lalit | IND | BLUE | PTS | 9:5 |
| | | BLUE | SULTONOV Bahodirjon | UZB | | | |
| | | Referee: ESP | ALLOZA ROSA Francisco | Judge: CHN | WANG Jue | R1 | 1:2 |
| | | | | POL | PODSIADLO Marek | R2 | 2:2 |
| | | | | ARG | SERVIDE Roberto | R3 | 2:2 |
| | | | | KAZ | KASSYMKANOV Berikbol | R4 | 0:3 |
| | | | | USA | McNALLY James | | |
| 53 | Feather 57 kg | RED | LOMACHENKO Vasyi | UKR | RED | PTS | 14:7 |
| | | BLUE | SELIMOV Albert | RUS | | | |
| | | Referee: MGL | BAYASGALAN Sandag | Judge: SWE | NAESMAN Benny | R1 | 0:2 |
| | | | | CHN | WANG Jiabo | R2 | 7:3 |
| | | | | ECU | CASTRO Jose | R3 | 6:0 |
| | | | | MDA | KAIGORODOV Anatoli | R4 | 1:2 |
| | | | | CAN | CHIASSEON Pierre | | |
| 54 | Feather 57 kg | RED | WILLIAMS Raynell | USA | RED | PTS | 9:1 |
| | | BLUE | di SAVINO Alessio | ITA | | | |
| | | Referee: CHN | LI Qingsheng | Judge: PHI | FORTALEZA Rogelio | R1 | 4:0 |
| | | | | SYR | ZHRH Mohamad | R2 | 3:1 |
| | | | | GEO | TIBUA Zurab | R3 | 1:0 |
| | | | | ARG | SERVIDE Roberto | R4 | 1:0 |
| | | | | RSA | BARNARD Johan | | |
| 55 | Feather 57 kg | RED | FLEMING Paul | AUS | BLUE | PTS | 13:9 |
| | | BLUE | DJELKHIR Khedafi | FRA | | | |
| | | Referee: CAN | CHIASSEON Pierre | Judge: USA | McNALLY James | R1 | 3:1 |
| | | | | SYR | ZHRH Mohamad | R2 | 1:6 |
| | | | | CHN | WANG Jue | R3 | 3:2 |
| | | | | CUB | PONCE Juan | R4 | 2:4 |
| | | | | KAZ | KASSYMKANOV Berikbol | | |
| 56 | Light 60 kg | RED | LOPES Everton | BRA | BLUE | PTS | 9:7 |
| | | BLUE | TALASBAEV Asylbek | KGZ | | | |
| | | Referee: GBR | PHILLIPS William | Judge: HUN | DORKO Peter | R1 | 1:2 |
| | | | | RSA | BARNARD Johan | R2 | 1:4 |
| | | | | KOR | KIM Jae Bong | R3 | 3:1 |
| | | | | BLR | PARSHYN Siarhei | R4 | 2:2 |
| | | | | CUB | PONCE Juan | | |
| 57 | Light 60 kg | RED | LITTLE Anthony | AUS | RED | PTS | 14:2 |
| | | BLUE | INDONGO Julius Munyelele | NAM | | | |
| | | Referee: ARG | SERVIDE Roberto | Judge: SWE | NAESMAN Benny | R1 | 4:0 |
| | | | | KOR | KIM Jae Bong | R2 | 4:1 |
| | | | | GEO | TIBUA Zurab | R3 | 4:0 |
| | | | | TRI | BECKLES James | R4 | 2:1 |
| | | | | HUN | DORKO Peter | | |



WORKERS' GYMNASIUM
北京工人体育馆
PALAIS OMNISPORTS DES OUVRIERS

BOXING
拳击 / BOXE

MON 星期一 LUN
11 AUG 2008
13:30 - Afternoon

SESSION 5 - PRELIMINARIES
比赛单元5 - 1/16比赛 / SESSION 5 - PRELIMINAIRES



SESSION RESULTS
单元成绩公告 / RÉSULTATS DE SESSION

| Bout | Weight Category | Corner | Name | NOC Code | Winner | Result | Time / PTS / Decision |
|------|-----------------|--------------|---------------------|------------|-------------------|--------|-----------------------|
| 58 | Light 60 kg | RED | TISHCHENKO Alexey | RUS | RED | PTS | 10:2 |
| | | BLUE | NEJMAOUI Saifeddine | TUN | | | |
| | | Referee: USA | McNALLY James | Judge: CHN | WANG Jiabo | R1 | 2:0 |
| | | | | FRA | LAINÉ Jean-Robert | R2 | 5:0 |
| | | | | BOT | MOROKA Michael | R3 | 1:1 |
| | | | | MGL | BAYASGALAN Sandag | R4 | 2:1 |
| | | | | COL | CARBONELL Armando | | |
| 59 | Light 60 kg | RED | VALENTINO Domenico | ITA | RED | PTS | 15:4 |
| | | BLUE | TAMSAMANI Tahar | MAR | | | |
| | | Referee: ECU | CASTRO Jose | Judge: CUB | PONCE Juan | R1 | 6:2 |
| | | | | CHN | WANG Jue | R2 | 4:0 |
| | | | | TUN | BOUGHALMI Hassen | R3 | 3:1 |
| | | | | RUS | SUDAKOV Evgeny | R4 | 2:1 |
| | | | | AUS | ROSE Wayne | | |
| 60 | Light 60 kg | RED | KRAMOU Hamza | ALG | BLUE | PTS | 21:3 |
| | | BLUE | UGAS Yordenis | CUB | | | |
| | | Referee: BLR | PARSHYN Sjarhei | Judge: ARG | SERVIDE Roberto | R1 | 2:6 |
| | | | | RSA | BARNARD Johan | R2 | 1:7 |
| | | | | CHN | LI Qingsheng | R3 | 0:5 |
| | | | | ITA | APA Enrico | R4 | 0:3 |
| | | | | UKR | KARAKULOV Mykola | | |

Legend:
PTS Points



SESSION RESULTS
单元成绩公告 / RÉSULTATS DE SESSION

| Bout | Weight Category | Corner | Name | NOC Code | Winner | Result | Time / PTS / Decision |
|------|-----------------|--------------|-------------------------|------------|-----------------------|--------|-----------------------|
| 61 | Feather 57 kg | RED | OKOTH Nicholas | KEN | BLUE | PTS | 6:2 |
| | | BLUE | SANTOS REYES Arturo | MEX | | | |
| | | Referee: KAZ | KASSYMKANOV Berikbol | Judge: COL | CARBONELL Armando | R1 | 0:1 |
| | | | | MDA | KAIGORODOV Anatoli | R2 | 1:2 |
| | | | | FRA | LAINE Jean-Robert | R3 | 1:1 |
| | | | | CHN | WANG Jue | R4 | 0:2 |
| | | | | BOT | MOROKA Michael | | |
| 62 | Feather 57 kg | RED | SHILI Alaa | TUN | RED | PTS | 14:5 |
| | | BLUE | GRATSCHOW Wilhelm | GER | | | |
| | | Referee: ECU | CASTRO Jose | Judge: CHN | WANG Jiabo | R1 | 3:2 |
| | | | | UKR | KARAKULOV Mykola | R2 | 6:1 |
| | | | | RSA | BARNARD Johan | R3 | 4:1 |
| | | | | HUN | DORKO Peter | R4 | 1:1 |
| | | | | ARG | SERVIDE Roberto | | |
| 63 | Feather 57 kg | RED | DZANIE Prince Octopus | GHA | BLUE | PTS | 11:2 |
| | | BLUE | TORRIENTE Idel | CUB | | | |
| | | Referee: GRE | KAOURIS Georgios | Judge: ITA | APA Enrico | R1 | 0:1 |
| | | | | BOT | MOROKA Michael | R2 | 0:4 |
| | | | | ESP | ALLOZA ROSA Francisco | R3 | 1:4 |
| | | | | KOR | KIM Jae Bong | R4 | 1:2 |
| | | | | KAZ | KASSYMKANOV Berikbol | | |
| 64 | Feather 57 kg | RED | ZORIGTBAATAR Enkhzorig | MGL | RED | PTS | 10:1 |
| | | BLUE | OUATINE Mahdi | MAR | | | |
| | | Referee: CUB | PONCE Juan | Judge: GEO | TIBUA Zurab | R1 | 4:0 |
| | | | | POL | PODSIADLO Marek | R2 | 3:0 |
| | | | | KOR | KIM Jae Bong | R3 | 1:1 |
| | | | | BOT | MOROKA Michael | R4 | 2:0 |
| | | | | ESP | ALLOZA ROSA Francisco | | |
| 65 | Feather 57 kg | RED | BATSHEGI Thato | BOT | BLUE | PTS | 14:4 |
| | | BLUE | IZORIA Nikoloz | GEO | | | |
| | | Referee: TRI | BECKLES James | Judge: USA | McNALLY James | R1 | 2:5 |
| | | | | TUN | BOUGHALMI Hassen | R2 | 2:5 |
| | | | | ESP | ALLOZA ROSA Francisco | R3 | 0:3 |
| | | | | MGL | BAYASGALAN Sandag | R4 | 0:1 |
| | | | | PHI | FORTALEZA Rogelio | | |
| 66 | Feather 57 kg | RED | JAFAROV Galib | KAZ | BLUE | PTS | 9:5 |
| | | BLUE | IMRANOV Shahin | AZE | | | |
| | | Referee: COL | CARBONELL Armando | Judge: RUS | SUDAKOV Evgeny | R1 | 1:1 |
| | | | | ECU | CASTRO Jose | R2 | 3:2 |
| | | | | BOT | MOROKA Michael | R3 | 1:4 |
| | | | | CHN | WANG Jue | R4 | 0:2 |
| | | | | TUN | BOUGHALMI Hassen | | |
| 67 | Light 60 kg | RED | POPESCU Georgian | ROU | RED | PTS | 20:5 |
| | | BLUE | ALI Sadam | USA | | | |
| | | Referee: RSA | BARNARD Johan | Judge: MGL | BAYASGALAN Sandag | R1 | 3:2 |
| | | | | AUS | ROSE Wayne | R2 | 6:1 |
| | | | | GRE | KAOURIS Georgios | R3 | 7:2 |
| | | | | TRI | BECKLES James | R4 | 4:0 |
| | | | | KOR | KIM Jae Bong | | |
| 68 | Light 60 kg | RED | SOLONIAINA Jean de Dieu | MAD | BLUE | PTS | 9:2 |
| | | BLUE | VARGAS Francisco Javier | MEX | | | |
| | | Referee: RUS | SUDAKOV Evgeny | Judge: ESP | ALLOZA ROSA Francisco | R1 | 1:2 |
| | | | | KAZ | KASSYMKANOV Berikbol | R2 | 1:3 |
| | | | | USA | McNALLY James | R3 | 0:3 |
| | | | | TUN | BOUGHALMI Hassen | R4 | 0:1 |
| | | | | CHN | WANG Jiabo | | |



WORKERS' GYMNASIUM
北京工人体育馆
PALAIS OMNISPORTS DES OUVRIERS

BOXING
拳击 / BOXE

MON 星期一 LUN
11 AUG 2008
19:00 - Evening

SESSION 6 - PRELIMINARIES
比赛单元6 - 1/16比赛 / SESSION 6 - PRELIMINAIRES



SESSION RESULTS
单元成绩公告 / RÉSULTATS DE SESSION

| Bout | Weight Category | Corner | Name | NOC Code | Winner | Result | Time / PTS / Decision |
|------|-----------------|--------------|-----------------------|------------|-----------------------|--------|-----------------------|
| 69 | Light 60 kg | RED | SOW Daouda | FRA | RED | PTS | 13:3 |
| | | BLUE | KIM Song Guk | PRK | | | |
| | | Referee: ARG | SERVIDE Roberto | Judge: THA | SOMCHAI Artit | R1 | 0:0 |
| | | | | MDA | KAIGORODOV Anatoli | R2 | 4:0 |
| | | | | AUS | ROSE Wayne | R3 | 4:1 |
| | | | | POL | PODSIADLO Marek | R4 | 5:2 |
| | | | | COL | CARBONELL Armando | | |
| 70 | Light 60 kg | RED | SIPAL Onur | TUR | BLUE | PTS | 10:3 |
| | | BLUE | PEDRAZA GONZALEZ Jose | PUR | | | |
| | | Referee: CHN | WANG Jiabo | Judge: ECU | CASTRO Jose | R1 | 1:1 |
| | | | | FRA | LAINÉ Jean-Robert | R2 | 1:1 |
| | | | | RSA | BARNARD Johan | R3 | 0:5 |
| | | | | KOR | KIM Jae Bong | R4 | 1:3 |
| | | | | MGL | BAYASGALAN Sandag | | |
| 71 | Light 60 kg | RED | KLYUCHKO Oleksandr | UKR | BLUE | PTS | 10:8 |
| | | BLUE | HU Qing | CHN | | | |
| | | Referee: BOT | MOROKA Michael | Judge: SYR | ZHRH Mohamad | R1 | 0:0 |
| | | | | AUS | ROSE Wayne | R2 | 2:5 |
| | | | | THA | SOMCHAI Artit | R3 | 2:3 |
| | | | | ESP | ALLOZA ROSA Francisco | R4 | 4:2 |
| | | | | BLR | PARSHYN Siarhei | | |
| 72 | Light 60 kg | RED | VARGA Miklos | HUN | BLUE | PTS | 12:3 |
| | | BLUE | AKSHALOV Meroy | KAZ | | | |
| | | Referee: TUN | BOUGHALMI Hassen | Judge: GRE | KAOURIS Georgios | R1 | 1:2 |
| | | | | COL | CARBONELL Armando | R2 | 0:7 |
| | | | | MGL | BAYASGALAN Sandag | R3 | 2:0 |
| | | | | SWE | NAESMAN Benny | R4 | 0:3 |
| | | | | CHN | LI Qingsheng | | |

Legend:
PTS Points



SESSION RESULTS
单元成绩公告 / RÉSULTATS DE SESSION

| Bout | Weight Category | Corner | Name | NOC Code | Winner | Result | Time / PTS / Decision |
|------|-----------------|--------------|--------------------------|------------|-----------------------|--------|-----------------------|
| 73 | Fly 51 kg | RED | SARSEMBAYEV Mirat | KAZ | RED | PTS | 14:5 |
| | | BLUE | KACZOR Rafal | POL | | | |
| | | Referee: TRI | BECKLES James | Judge: MGL | BAYASGALAN Sandag | R1 | 4:2 |
| | | | | AUS | ROSE Wayne | R2 | 3:2 |
| | | | | PHI | FORTALEZA Rogelio | R3 | 3:1 |
| | | | | ESP | ALLOZA ROSA Francisco | R4 | 4:0 |
| | | | | ITA | APA Enrico | | |
| 74 | Fly 51 kg | RED | DONIYOROV Tulashboy | UZB | RED | PTS | 10:1 |
| | | BLUE | IRUNGU Bernard Ngumba | KEN | | | |
| | | Referee: GEO | TIBUA Zurab | Judge: MDA | KAIGORODOV Anatoli | R1 | 3:1 |
| | | | | TUN | BOUGHALMI Hassen | R2 | 0:0 |
| | | | | USA | McNALLY James | R3 | 4:0 |
| | | | | ARG | SERVIDE Roberto | R4 | 3:0 |
| | | | | KOR | KIM Jae Bong | | |
| 75 | Fly 51 kg | RED | KUMAR Jitender | IND | RED | RET | R3 1:21 |
| | | BLUE | MEMIS Furkan Ulas | TUR | | | |
| | | Referee: RSA | BARNARD Johan | Judge: CUB | PONCE Juan | R1 | 5:0 |
| | | | | GBR | PHILLIPS William | R2 | 4:2 |
| | | | | POL | PODSIADLO Marek | R3 | 3:1 |
| | | | | THA | SOMCHAI Artit | | |
| | | | | KAZ | KASSYMKANOV Berikbol | | |
| 76 | Fly 51 kg | RED | PAYANO Juan Carlos | DOM | RED | PTS | 10:6 |
| | | BLUE | THOMAS Jerome | FRA | | | |
| | | Referee: PHI | FORTALEZA Rogelio | Judge: MGL | BAYASGALAN Sandag | R1 | 1:0 |
| | | | | BOT | MOROKA Michael | R2 | 2:2 |
| | | | | CHN | LI Qingsheng | R3 | 4:2 |
| | | | | TRI | BECKLES James | R4 | 3:2 |
| | | | | POL | PODSIADLO Marek | | |
| 77 | Fly 51 kg | RED | PICARDI Vincenzo | ITA | RED | PTS | 10:3 |
| | | BLUE | CHIYANIKA Cassius | ZAM | | | |
| | | Referee: AUS | ROSE Wayne | Judge: GBR | PHILLIPS William | R1 | 2:1 |
| | | | | TUN | BOUGHALMI Hassen | R2 | 3:1 |
| | | | | PHI | FORTALEZA Rogelio | R3 | 2:1 |
| | | | | CUB | PONCE Juan | R4 | 3:0 |
| | | | | KAZ | KASSYMKANOV Berikbol | | |
| 78 | Bantam 54 kg | RED | SAMIR Issah | GHA | BLUE | PTS | 13:10 |
| | | BLUE | MANZANILLA RANGEL Hector | VEN | | | |
| | | Referee: UKR | KARAKULOV Mykola | Judge: ESP | ALLOZA ROSA Francisco | R1 | 4:5 |
| | | | | CHN | LI Qingsheng | R2 | 1:2 |
| | | | | USA | McNALLY James | R3 | 2:2 |
| | | | | BLR | PARSHYN Siarhei | R4 | 3:4 |
| | | | | SYR | ZHRH Mohamad | | |
| 79 | Bantam 54 kg | RED | JULIE Bruno | MRI | RED | PTS | 17:8 |
| | | BLUE | NKETU Emanuel Thabiso | LES | | | |
| | | Referee: FRA | LAINE Jean-Robert | Judge: CHN | WANG Jiabo | R1 | 0:4 |
| | | | | GBR | PHILLIPS William | R2 | 5:2 |
| | | | | GRE | KAOURIS Georgios | R3 | 6:2 |
| | | | | GEO | TIBUA Zurab | R4 | 6:0 |
| | | | | TRI | BECKLES James | | |
| 80 | Bantam 54 kg | RED | RAHIMOV Rustamhodza | GER | BLUE | PTS | 11:2 |
| | | BLUE | TOJIBAEV Hoorshid | UZB | | | |
| | | Referee: CUB | PONCE Juan | Judge: HUN | DORKO Peter | R1 | 1:1 |
| | | | | SWE | NAESMAN Benny | R2 | 0:2 |
| | | | | MGL | BAYASGALAN Sandag | R3 | 1:2 |
| | | | | PHI | FORTALEZA Rogelio | R4 | 0:6 |
| | | | | COL | CARBONELL Armando | | |



WORKERS' GYMNASIUM
北京工人体育馆
PALAIS OMNISPORTS DES OUVRIERS

BOXING
拳击 / BOXE

TUE 星期二 MAR
12 AUG 2008
13:30 - Afternoon

SESSION 7 - PRELIMINARIES
比赛单元7 - 1/16比赛 / SESSION 7 - PRELIMINAIRES



SESSION RESULTS
单元成绩公告 / RÉSULTATS DE SESSION

| Bout | Weight Category | Corner | Name | NOC Code | Winner | Result | Time / PTS / Decision |
|------|-----------------|--------------|---------------------|------------|------------------|--------|-----------------------|
| 81 | Bantam 54 kg | RED BLUE | GU Yu MURRAY Joe | CHN GBR | RED | PTS | 17:7 |
| | | Referee: USA | McNALLY James | Judge: THA | SOMCHAI Artit | R1 | 4:0 |
| | | | | TUN | BOUGHALMI Hassen | R2 | 5:3 |
| | | | | AUS | ROSE Wayne | R3 | 3:1 |
| | | | | UKR | KARAKULOV Mykola | R4 | 5:3 |
| | | | | ECU | CASTRO Jose | | |

| | | | | | | | |
|----|--------------|--------------|---------------------------------------|------------|-------------------|-----|------|
| 82 | Bantam 54 kg | RED BLUE | KHATSYHAU Khavazhy GOJAN Veaceslav | BLR MDA | BLUE | PTS | +1:1 |
| | | Referee: THA | SOMCHAI Artit | Judge: COL | CARBONELL Armando | R1 | 0:1 |
| | | | | CHN | LI Qingsheng | R2 | 1:0 |
| | | | | BOT | MOROKA Michael | R3 | 0:0 |
| | | | | GEO | TIBUA Zurab | R4 | 0:0 |
| | | | | FRA | LAINÉ Jean-Robert | | |

| | | | | | | |
|----------------|-----|--------|---|-------|-----|---------|
| Legend: | PTS | Points | R | Round | RET | Retired |
|----------------|-----|--------|---|-------|-----|---------|



SESSION RESULTS
单元成绩公告 / RÉSULTATS DE SESSION

| Bout | Weight Category | Corner | Name | NOC Code | Winner | Result | Time / PTS / Decision |
|------|-----------------|--------------|--|------------|-----------------------|--------|-----------------------|
| 83 | Fly 51 kg | RED BLUE | CHERIF Walid SUTHERLAND Stephen | TUN AUS | RED | PTS | 14:2 |
| | | Referee: GBR | PHILLIPS William | Judge: USA | McNALLY James | R1 | 1:0 |
| | | | | CAN | CHIASSON Pierre | R2 | 2:0 |
| | | | | BLR | PARSHYN Siarhei | R3 | 6:0 |
| | | | | CHN | WANG Jiabo | R4 | 5:2 |
| | | | | CUB | PONCE Juan | | |
| 84 | Fly 51 kg | RED BLUE | WARREN Rau'shee LEE Oksung | USA KOR | BLUE | PTS | 9:8 |
| | | Referee: HUN | DORKO Peter | Judge: TUN | BOUGHALMI Hassen | R1 | 4:4 |
| | | | | ARG | SERVIDE Roberto | R2 | 2:2 |
| | | | | BOT | MOROKA Michael | R3 | 1:1 |
| | | | | RUS | SUDAKOV Evgeny | R4 | 1:2 |
| | | | | THA | SOMCHAI Artit | | |
| 85 | Fly 51 kg | RED BLUE | MAMMADOV Samir NHAILA Abdelillah | AZE MAR | RED | PTS | 19:4 |
| | | Referee: CHN | WANG Jue | Judge: RSA | BARNARD Johan | R1 | 3:2 |
| | | | | UKR | KARAKULOV Mykola | R2 | 5:0 |
| | | | | PHI | FORTALEZA Rogelio | R3 | 5:0 |
| | | | | CAN | CHIASSON Pierre | R4 | 6:2 |
| | | | | ECU | CASTRO Jose | | |
| 86 | Fly 51 kg | RED BLUE | JONGJOHOR Somjit VALENZUELA Eddie | THA GUA | RED | PTS | 6:1 |
| | | Referee: BLR | PARSHYN Siarhei | Judge: ARG | SERVIDE Roberto | R1 | 1:0 |
| | | | | RUS | SUDAKOV Evgeny | R2 | 2:1 |
| | | | | BOT | MOROKA Michael | R3 | 3:0 |
| | | | | GRE | KAOURIS Georgios | R4 | 0:0 |
| | | | | KOR | KIM Jae Bong | | |
| 87 | Fly 51 kg | RED BLUE | RATNAYAKE Anuruddha Bandara VIEIRA Robenilson | SRI BRA | BLUE | PTS | 13:3 |
| | | Referee: MDA | KAIGORODOV Anatoli | Judge: GEO | TIBUA Zurab | R1 | 0:2 |
| | | | | AUS | ROSE Wayne | R2 | 1:4 |
| | | | | CHN | LI Qingsheng | R3 | 1:3 |
| | | | | ECU | CASTRO Jose | R4 | 1:4 |
| | | | | TUN | BOUGHALMI Hassen | | |
| 88 | Fly 51 kg | RED BLUE | CHAUKE Jackson YUNUSOV Anvar | RSA TJK | BLUE | PTS | 9:1 |
| | | Referee: SWE | NAESMAN Benny | Judge: BOT | MOROKA Michael | R1 | 0:3 |
| | | | | CAN | CHIASSON Pierre | R2 | 1:3 |
| | | | | CUB | PONCE Juan | R3 | 0:3 |
| | | | | RUS | SUDAKOV Evgeny | R4 | 0:0 |
| | | | | THA | SOMCHAI Artit | | |
| 89 | Bantam 54 kg | RED BLUE | VODOPYANOV Sergey ARROYO ACEVEDO McJoe | RUS PUR | RED | PTS | 10:5 |
| | | Referee: AUS | ROSE Wayne | Judge: CHN | LI Qingsheng | R1 | 2:1 |
| | | | | MGL | BAYASGALAN Sandag | R2 | 3:1 |
| | | | | TRI | BECKLES James | R3 | 5:2 |
| | | | | HUN | DORKO Peter | R4 | 0:1 |
| | | | | RSA | BARNARD Johan | | |
| 90 | Bantam 54 kg | RED BLUE | HALLAB Ali KUMAR Akhil | FRA IND | BLUE | PTS | 12:5 |
| | | Referee: COL | CARBONELL Armando | Judge: ESP | ALLOZA ROSA Francisco | R1 | 2:4 |
| | | | | KAZ | KASSYMKANOV Berikbol | R2 | 1:4 |
| | | | | POL | PODSIADLO Marek | R3 | 1:2 |
| | | | | AUS | ROSE Wayne | R4 | 1:2 |
| | | | | CHN | WANG Jue | | |



WORKERS' GYMNASIUM
北京工人体育馆
PALAIS OMNISPORTS DES OUVRIERS

BOXING
拳击 / BOXE

TUE 星期二 MAR
12 AUG 2008
19:00 - Evening

SESSION 8 - PRELIMINARIES
比赛单元8 - 1/16比赛 / SESSION 8 - PRELIMINAIRES



SESSION RESULTS
单元成绩公告 / RÉSULTATS DE SESSION

| Bout | Weight Category | Corner | Name | NOC Code | Winner | Result | Time / PTS / Decision | | | |
|------|-----------------|--------------|----------------------|------------|-------------------|--------|-----------------------|-------------------|----|-----|
| 91 | Bantam 54 kg | RED | BOYD Luke | AUS | BLUE | PTS | 18:8 | | | |
| | | BLUE | IKGOPOLENG Khumiso | BOT | | | | | | |
| | | Referee: ECU | CASTRO Jose | Judge: KOR | | | | KIM Jae Bong | R1 | 5:4 |
| | | | | FRA | | | | LAINE Jean-Robert | R2 | 1:2 |
| | | | | ARG | | | | SERVIDE Roberto | R3 | 1:6 |
| | | | | GEO | TIBUA Zurab | R4 | 1:6 | | | |
| | | | | USA | McNALLY James | | | | | |
| 92 | Bantam 54 kg | RED | MESBAHI Hicham | MAR | RED | PTS | 11:3 | | | |
| | | BLUE | ROMERO Jonatan | COL | | | | | | |
| | | Referee: ITA | APA Enrico | Judge: AUS | | | | ROSE Wayne | R1 | 1:1 |
| | | | | PHI | | | | FORTALEZA Rogelio | R2 | 4:0 |
| | | | | BLR | | | | PARSHYN Siarhei | R3 | 3:2 |
| | | | | TUN | BOUGHALMI Hassen | R4 | 3:0 | | | |
| | | | | CUB | PONCE Juan | | | | | |
| 93 | Bantam 54 kg | RED | OURRADI Abdelhalim | ALG | BLUE | PTS | 9:4 | | | |
| | | BLUE | NEVIN John Joseph | IRL | | | | | | |
| | | Referee: KAZ | KASSYMKANOV Berikbol | Judge: RSA | | | | BARNARD Johan | R1 | 0:0 |
| | | | | TRI | | | | BECKLES James | R2 | 2:3 |
| | | | | GRE | | | | KAOURIS Georgios | R3 | 2:3 |
| | | | | MGL | BAYASGALAN Sandag | R4 | 0:3 | | | |
| | | | | CHN | WANG Jiabo | | | | | |
| 94 | Bantam 54 kg | RED | ENKHBAT Badar-Uugan | MGL | RED | PTS | 15:4 | | | |
| | | BLUE | VALDEZ Oscar | MEX | | | | | | |
| | | Referee: TUN | BOUGHALMI Hassen | Judge: CHN | | | | WANG Jue | R1 | 2:0 |
| | | | | RUS | | | | SUDAKOV Evgeny | R2 | 6:3 |
| | | | | COL | | | | CARBONELL Armando | R3 | 4:0 |
| | | | | SWE | NAESMAN Benny | R4 | 3:1 | | | |
| | | | | FRA | LAINE Jean-Robert | | | | | |

Legend:
PTS Points



SESSION RESULTS
单元成绩公告 / RÉSULTATS DE SESSION

| Bout | Weight Category | Corner | Name | NOC Code | Winner | Result | Time / PTS / Decision |
|------|-----------------|--------------|------------------------|------------|-----------------------|--------|-----------------------|
| 95 | Light Fly 48 kg | RED | MASZCZYK Lukasz | POL | RED | RSC | R3 1:32 |
| | | BLUE | KARGBO Saidu | SLE | | | |
| | | Referee: ARG | SERVIDE Roberto | Judge: USA | McNALLY James | R1 | 5:0 |
| | | | | TRI | BECKLES James | R2 | 5:0 |
| | | | | UKR | KARAKULOV Mykola | R3 | 3:0 |
| | | | | TUN | BOUGHALMI Hassen | | |
| | | | | THA | SOMCHAI Artit | | |
| 96 | Light Fly 48 kg | RED | BEDAK Pal | HUN | BLUE | PTS | 7:6 |
| | | BLUE | ZHAKYPOV Birzhan | KAZ | | | |
| | | Referee: USA | McNALLY James | Judge: KOR | KIM Jae Bong | R1 | 2:1 |
| | | | | ESP | ALLOZA ROSA Francisco | R2 | 0:3 |
| | | | | FRA | LAINE Jean-Robert | R3 | 2:1 |
| | | | | MGL | BAYASGALAN Sandag | R4 | 2:2 |
| | | | | RSA | BARNARD Johan | | |
| 97 | Light Fly 48 kg | RED | ESSOMBA Thomas | CMR | BLUE | PTS | 9:3 |
| | | BLUE | DANIELYAN Hovhannes | ARM | | | |
| | | Referee: MGL | BAYASGALAN Sandag | Judge: CHN | WANG Jiabo | R1 | 1:3 |
| | | | | ITA | APA Enrico | R2 | 1:3 |
| | | | | BOT | MOROKA Michael | R3 | 1:1 |
| | | | | ARG | SERVIDE Roberto | R4 | 0:2 |
| | | | | KAZ | KASSYMKANOV Berikbol | | |
| 98 | Light Fly 48 kg | RED | OUBAALI Nordine | FRA | RED | PTS | 8:7 |
| | | BLUE | SULTONOV Rafikjon | UZB | | | |
| | | Referee: AUS | ROSE Wayne | Judge: GEO | TIBUA Zurab | R1 | 0:0 |
| | | | | SYR | ZHRH Mohamad | R2 | 1:1 |
| | | | | SWE | NAESMAN Benny | R3 | 4:4 |
| | | | | KOR | KIM Jae Bong | R4 | 3:2 |
| | | | | COL | CARBONELL Armando | | |
| 99 | Light Fly 48 kg | RED | BERMUDEZ SALAS Eduard | VEN | BLUE | PTS | 11:2 |
| | | BLUE | ZOU Shiming | CHN | | | |
| | | Referee: UKR | KARAKULOV Mykola | Judge: THA | SOMCHAI Artit | R1 | 0:2 |
| | | | | RUS | SUDAKOV Evgeny | R2 | 0:4 |
| | | | | POL | PODSIADLO Marek | R3 | 0:2 |
| | | | | ESP | ALLOZA ROSA Francisco | R4 | 2:3 |
| | | | | USA | McNALLY James | | |
| 100 | Light Fly 48 kg | RED | MONTERO Winston | DOM | RED | PTS | 9:3 |
| | | BLUE | BILALI Suleiman Wanjau | KEN | | | |
| | | Referee: ITA | APA Enrico | Judge: TUN | BOUGHALMI Hassen | R1 | 2:0 |
| | | | | PHI | FORTALEZA Rogelio | R2 | 1:1 |
| | | | | ESP | ALLOZA ROSA Francisco | R3 | 4:1 |
| | | | | KAZ | KASSYMKANOV Berikbol | R4 | 2:1 |
| | | | | USA | McNALLY James | | |
| 101 | Heavy 91 kg | RED | ACOSTA DUARTE Osmar | CUB | RED | PTS | 11:0 |
| | | BLUE | DURODOLA Olanrewaju | NGR | | | |
| | | Referee: POL | PODSIADLO Marek | Judge: KOR | KIM Jae Bong | R1 | 4:0 |
| | | | | UKR | KARAKULOV Mykola | R2 | 3:0 |
| | | | | ECU | CASTRO Jose | R3 | 4:0 |
| | | | | SYR | ZHRH Mohamad | R4 | 0:0 |
| | | | | RSA | BARNARD Johan | | |
| 102 | Heavy 91 kg | RED | PAVLIDIS Ilias | GRE | RED | PTS | 7:3 |
| | | BLUE | GAJOVIC Milorad | MNE | | | |
| | | Referee: CHN | LI Qingsheng | Judge: MGL | BAYASGALAN Sandag | R1 | 0:1 |
| | | | | PHI | FORTALEZA Rogelio | R2 | 1:1 |
| | | | | ARG | SERVIDE Roberto | R3 | 2:0 |
| | | | | BOT | MOROKA Michael | R4 | 4:1 |
| | | | | CAN | CHIASSEON Pierre | | |



WORKERS' GYMNASIUM
北京工人体育馆
PALAIS OMNISPORTS DES OUVRIERS

BOXING
拳击 / BOXE

WED 星期三 MER
13 AUG 2008
13:30 - Afternoon

SESSION 9 - PRELIMINARIES
比赛单元9 - 1/16比赛 / SESSION 9 - PRELIMINAIRES



SESSION RESULTS
单元成绩公告 / RÉSULTATS DE SESSION

| Bout | Weight Category | Corner | Name | NOC Code | Winner | Result | Time / PTS / Decision |
|------|-----------------|--------------|---------------------|------------|----------------------|--------|-----------------------|
| 103 | Heavy 91 kg | RED | JULIO Blanco | COL | BLUE | PTS | 11:5 |
| | | BLUE | MBUMBA John | FRA | | | |
| | | Referee: SYR | ZHRH Mohamad | Judge: MDA | KAIGORODOV Anatoli | R1 | 1:4 |
| | | | | KOR | KIM Jae Bong | R2 | 0:1 |
| | | | | ECU | CASTRO Jose | R3 | 1:1 |
| | | | | RSA | BARNARD Johan | R4 | 3:5 |
| | | | | TUN | BOUGHALMI Hassen | | |
| 104 | Heavy 91 kg | RED | CHAKHKIEV Rakhim | RUS | RED | PTS | 7:3 |
| | | BLUE | MAZAHERI Ali | IRI | | | |
| | | Referee: ARG | SERVIDE Roberto | Judge: CHN | LI Qingsheng | R1 | 1:0 |
| | | | | BOT | MOROKA Michael | R2 | 4:1 |
| | | | | MDA | KAIGORODOV Anatoli | R3 | 1:1 |
| | | | | CAN | CHIASSON Pierre | R4 | 1:1 |
| | | | | CUB | PONCE Juan | | |
| 105 | Heavy 91 kg | RED | TOUILBINI Abdelaziz | ALG | BLUE | PTS | 10:4 |
| | | BLUE | WILDER Deontay | USA | | | |
| | | Referee: HUN | DORKO Peter | Judge: KAZ | KASSYMKANOV Berikbol | R1 | 2:0 |
| | | | | CHN | WANG Jue | R2 | 0:1 |
| | | | | ITA | APA Enrico | R3 | 2:3 |
| | | | | RSA | BARNARD Johan | R4 | 0:6 |
| | | | | COL | CARBONELL Armando | | |
| 106 | Heavy 91 kg | RED | PITT Brad | AUS | BLUE | PTS | 11:6 |
| | | BLUE | ARJAOUI Mohammed | MAR | | | |
| | | Referee: MDA | KAIGORODOV Anatoli | Judge: MGL | BAYASGALAN Sandag | R1 | 1:1 |
| | | | | TRI | BECKLES James | R2 | 1:3 |
| | | | | GBR | PHILLIPS William | R3 | 2:4 |
| | | | | CHN | WANG Jiabo | R4 | 2:3 |
| | | | | CAN | CHIASSON Pierre | | |
| 107 | Heavy 91 kg | RED | NIJATI Yushan | CHN | BLUE | PTS | 23:4 |
| | | BLUE | USYK Oleksandr | UKR | | | |
| | | Referee: ARG | SERVIDE Roberto | Judge: BLR | PARSHYN Siarhei | R1 | 0:2 |
| | | | | TUN | BOUGHALMI Hassen | R2 | 1:7 |
| | | | | AUS | ROSE Wayne | R3 | 2:8 |
| | | | | TRI | BECKLES James | R4 | 1:6 |
| | | | | PHI | FORTALEZA Rogelio | | |
| 108 | Heavy 91 kg | RED | RUSSO Clemente | ITA | RED | PTS | 7:1 |
| | | BLUE | ZUYEU Viktor | BLR | | | |
| | | Referee: CUB | PONCE Juan | Judge: GRE | KAOURIS Georgios | R1 | 0:0 |
| | | | | PHI | FORTALEZA Rogelio | R2 | 4:0 |
| | | | | GEO | TIBUA Zurab | R3 | 1:1 |
| | | | | USA | McNALLY James | R4 | 2:0 |
| | | | | COL | CARBONELL Armando | | |

Legend:
PTS Points R Round RSC Referee Stop Contest



SESSION RESULTS
单元成绩公告 / RÉSULTATS DE SESSION

| Bout | Weight Category | Corner | Name | NOC Code | Winner | Result | Time / PTS / Decision |
|------|--------------------|--------------|-------------------------|------------|-----------------------|--------|-----------------------|
| 109 | Light Fly 48 kg | RED | RUENROENG Amnat | THA | RED | PTS | 14:2 |
| | | BLUE | WILLIE Jack | PNG | | | |
| | | Referee: GRE | KAOURIS Georgios | Judge: AUS | ROSE Wayne | R1 | 4:0 |
| | | | | CHN | WANG Jue | R2 | 4:0 |
| | | | | CAN | CHIASSON Pierre | R3 | 4:0 |
| | | | | UKR | KARAKULOV Mykola | R4 | 2:2 |
| | | | | ECU | CASTRO Jose | | |
| 110 | Light Fly 48 kg | RED | PUREVDORJ Serdamba | MGL | RED | PTS | 9:5 |
| | | BLUE | SERUGO Ronald | UGA | | | |
| | | Referee: ESP | ALLOZA ROSA Francisco | Judge: HUN | DORKO Peter | R1 | 3:0 |
| | | | | ARG | SERVIDE Roberto | R2 | 2:0 |
| | | | | RSA | BARNARD Johan | R3 | 1:4 |
| | | | | RUS | SUDAKOV Evgeny | R4 | 3:1 |
| | | | | CHN | WANG Jiabo | | |
| 111 | Light Fly 48 kg | RED | de la NIEVE Jose Kelvin | ESP | BLUE | PTS | 12:9 |
| | | BLUE | YANEZ Luis | USA | | | |
| | | Referee: CHN | WANG Jue | Judge: BOT | MOROKA Michael | R1 | 3:3 |
| | | | | MGL | BAYASGALAN Sandag | R2 | 1:2 |
| | | | | PHI | FORTALEZA Rogelio | R3 | 2:5 |
| | | | | ARG | SERVIDE Roberto | R4 | 3:2 |
| | | | | ITA | APA Enrico | | |
| 112 | Light Fly 48 kg | RED | CHYGAYEV Georgiy | UKR | RED | PTS | 13:11 |
| | | BLUE | AYRAPETIAN David | RUS | | | |
| | | Referee: MGL | BAYASGALAN Sandag | Judge: GBR | PHILLIPS William | R1 | 1:0 |
| | | | | CAN | CHIASSON Pierre | R2 | 6:5 |
| | | | | KAZ | KASSYMKANOV Berikbol | R3 | 4:2 |
| | | | | KOR | KIM Jae Bong | R4 | 2:4 |
| | | | | TRI | BECKLES James | | |
| 113 | Light Fly 48 kg | RED | HERNANDEZ G Yampier | CUB | RED | PTS | 12:1 |
| | | BLUE | DOSTIEV Serali | TJK | | | |
| | | Referee: FRA | LAINE Jean-Robert | Judge: CHN | LI Qingsheng | R1 | 1:0 |
| | | | | HUN | DORKO Peter | R2 | 2:1 |
| | | | | ECU | CASTRO Jose | R3 | 2:0 |
| | | | | GEO | TIBUA Zurab | R4 | 7:0 |
| | | | | BOT | MOROKA Michael | | |
| 114 | Light Fly 48 kg | RED | PLANGE Manyo | GHA | RED | PTS | 6:3 |
| | | BLUE | TANAMOR Harry | PHI | | | |
| | | Referee: GBR | PHILLIPS William | Judge: USA | McNALLY James | R1 | 2:1 |
| | | | | COL | CARBONELL Armando | R2 | 3:1 |
| | | | | RUS | SUDAKOV Evgeny | R3 | 1:0 |
| | | | | CHN | WANG Jue | R4 | 0:1 |
| | | | | TUN | BOUGHALMI Hassen | | |
| 115 | Light Fly 48 kg | RED | BOUCHTOUK Redouane | MAR | BLUE | PTS | 13:7 |
| | | BLUE | CARVALHO Paulo | BRA | | | |
| | | Referee: KAZ | KASSYMKANOV Berikbol | Judge: RSA | BARNARD Johan | R1 | 1:1 |
| | | | | POL | PODSIADLO Marek | R2 | 2:3 |
| | | | | USA | McNALLY James | R3 | 3:7 |
| | | | | ESP | ALLOZA ROSA Francisco | R4 | 1:2 |
| | | | | CHN | WANG Jiabo | | |
| 116 | Super Heavy +91 kg | RED | GLAZKOV Vyacheslav | UKR | RED | PTS | 5:3 |
| | | BLUE | ALFONSO ACEA Robert | CUB | | | |
| | | Referee: KOR | KIM Jae Bong | Judge: CHN | LI Qingsheng | R1 | 2:0 |
| | | | | MGL | BAYASGALAN Sandag | R2 | 0:1 |
| | | | | POL | PODSIADLO Marek | R3 | 2:1 |
| | | | | COL | CARBONELL Armando | R4 | 1:1 |
| | | | | AUS | ROSE Wayne | | |



SESSION RESULTS
单元成绩公告 / RÉSULTATS DE SESSION

| Bout | Weight Category | Corner | Name | NOC Code | Winner | Result | Time / PTS / Decision |
|------|--------------------|--------------|---------------------------------------|--|---|--------|--------------------------------------|
| 117 | Super Heavy +91 kg | RED BLUE | OUATAH Newfel PAYARES Jose | ALG VEN | RED | PTS | 7:5 |
| | | Referee: SWE | NAESMAN Benny | Judge: RUS GRE TRI CHN RSA | SUDAKOV Evgeny KAOURIS Georgios BECKLES James LI Qingsheng BARNARD Johan | | R1 0:1 R2 2:2 R3 3:1 R4 2:1 |
| 118 | Super Heavy +91 kg | RED BLUE | AMANISSI Mohamed ZHANG Zhilei | MAR CHN | BLUE | PTS | 15:0 |
| | | Referee: POL | PODSIADLO Marek | Judge: HUN CUB PHI BOT UKR | DORKO Peter PONCE Juan FORTALEZA Rogelio MOROKA Michael KARAKULOV Mykola | | R1 0:7 R2 0:2 R3 0:1 R4 0:5 |
| 119 | Super Heavy +91 kg | RED BLUE | BEAHAN Dan MYRSATAYEV Ruslan | AUS KAZ | BLUE | RSC | R1 0:49 |
| | | Referee: TRI | BECKLES James | Judge: RSA TUN ESP PHI GEO | BARNARD Johan BOUGHALMI Hassen ALLOZA ROSA Francisco FORTALEZA Rogelio TIBUA Zurab | | R1 1:3 |
| 120 | Super Heavy +91 kg | RED BLUE | CAMMARELLE Roberto TOMASOVIC Marko | ITA CRO | RED | PTS | 13:1 |
| | | Referee: THA | SOMCHAI Artit | Judge: CHN POL CUB MDA AUS | WANG Jiabo PODSIADLO Marek PONCE Juan KAIGORODOV Anatoli ROSE Wayne | | R1 4:0 R2 5:0 R3 2:1 R4 2:0 |
| 121 | Super Heavy +91 kg | RED BLUE | PULEV Kubrat RIVAS Oscar | BUL COL | BLUE | PTS | 11:5 |
| | | Referee: TUN | BOUGHALMI Hassen | Judge: MGL BOT ITA KOR TRI | BAYASGALAN Sandag MOROKA Michael APA Enrico KIM Jae Bong BECKLES James | | R1 2:6 R2 2:2 R3 1:0 R4 0:3 |
| 122 | Super Heavy +91 kg | RED BLUE | TIMURZIEV Islam PRICE David | RUS GBR | BLUE | RSC | R2 0:31 |
| | | Referee: CHN | WANG Jiabo | Judge: FRA PHI UKR BOT COL | LAINÉ Jean-Robert FORTALEZA Rogelio KARAKULOV Mykola MOROKA Michael CARBONELL Armando | | R1 2:0 R2 0:2 |
| 123 | Super Heavy +91 kg | RED BLUE | OHWARIEME Onoriode JAKSTO Jaroslav | NGR LTU | BLUE | PTS | 11:1 |
| | | Referee: SYR | ZHRH Mohamad | Judge: TRI TUN RUS USA PHI | BECKLES James BOUGHALMI Hassen SUDAKOV Evgeny McNALLY James FORTALEZA Rogelio | | R1 0:4 R2 1:3 R3 0:4 R4 0:0 |

Legend: PTS Points R Round RSC Referee Stop Contest



SESSION RESULTS
单元成绩公告 / RÉSULTATS DE SESSION

| Bout | Weight Category | Corner | Name | NOC Code | Winner | Result | Time / PTS / Decision |
|------|-------------------|--------------|------------------------|------------|-----------------------|--------|-----------------------|
| 124 | Welter 69 kg | RED | BOONJUMNONG Non | THA | BLUE | PTS | 11:10 |
| | | BLUE | ABDIN Hosam | EGY | | | |
| | | Referee: POL | PODSIADLO Marek | Judge: CUB | PONCE Juan | R1 | 0:3 |
| | | | | CHN | WANG Jiabo | R2 | 3:1 |
| | | | | CAN | CHIASSON Pierre | R3 | 5:4 |
| | | | | RSA | BARNARD Johan | R4 | 2:3 |
| | | | | RUS | SUDAKOV Evgeny | | |
| 125 | Welter 69 kg | RED | BANTEAUX SUAREZ Carlos | CUB | RED | PTS | 13:6 |
| | | BLUE | SAUNDERS Billy Joe | GBR | | | |
| | | Referee: PHI | FORTALEZA Rogelio | Judge: KAZ | KASSYMKANOV Berikbol | R1 | 4:1 |
| | | | | COL | CARBONELL Armando | R2 | 1:3 |
| | | | | BOT | MOROKA Michael | R3 | 4:1 |
| | | | | CHN | LI Qingsheng | R4 | 4:1 |
| | | | | ITA | APA Enrico | | |
| 126 | Welter 69 kg | RED | JOHNSON Toureano | BAH | RED | PTS | 9:4 |
| | | BLUE | STRETS'KY Y Olexandr | UKR | | | |
| | | Referee: KOR | KIM Jae Bong | Judge: RSA | BARNARD Johan | R1 | 1:2 |
| | | | | CUB | PONCE Juan | R2 | 2:1 |
| | | | | MGL | BAYASGALAN Sandag | R3 | 5:0 |
| | | | | CHN | WANG Jiabo | R4 | 1:1 |
| | | | | FRA | LAINE Jean-Robert | | |
| 127 | Welter 69 kg | RED | HANATI Silamu | CHN | RED | PTS | 9:4 |
| | | BLUE | MULEMA Joseph | CMR | | | |
| | | Referee: MDA | KAIGORODOV Anatoli | Judge: PHI | FORTALEZA Rogelio | R1 | 3:3 |
| | | | | SWE | NAESMAN Benny | R2 | 3:0 |
| | | | | GEO | TIBUA Zurab | R3 | 2:1 |
| | | | | COL | CARBONELL Armando | R4 | 1:0 |
| | | | | TUN | BOUGHALMI Hassen | | |
| 128 | Light Heavy 81 kg | RED | ALVAREZ Eleider | COL | BLUE | PTS | +5:5 |
| | | BLUE | JEFFRIES Tony | GBR | | | |
| | | Referee: MGL | BAYASGALAN Sandag | Judge: KAZ | KASSYMKANOV Berikbol | R1 | 0:0 |
| | | | | THA | SOMCHAI Artit | R2 | 1:2 |
| | | | | RSA | BARNARD Johan | R3 | 2:2 |
| | | | | CUB | PONCE Juan | R4 | 2:1 |
| | | | | GRE | KAOURIS Georgios | | |
| 129 | Light Heavy 81 kg | RED | GONZALEZ Luis Alberto | VEN | BLUE | RSCH | R1 1:47 |
| | | BLUE | SZELLO Imre | HUN | | | |
| | | Referee: KAZ | KASSYMKANOV Berikbol | Judge: SYR | ZHRH Mohamad | R1 | 0:3 |
| | | | | CHN | WANG Jue | | |
| | | | | AUS | ROSE Wayne | | |
| | | | | MDA | KAIGORODOV Anatoli | | |
| | | | | COL | CARBONELL Armando | | |
| 130 | Light Heavy 81 kg | RED | SILVA Washington | BRA | RED | PTS | 9:7 |
| | | BLUE | SAMIR Bastie | GHA | | | |
| | | Referee: RUS | SUDAKOV Evgeny | Judge: MGL | BAYASGALAN Sandag | R1 | 4:1 |
| | | | | BOT | MOROKA Michael | R2 | 1:1 |
| | | | | CAN | CHIASSON Pierre | R3 | 2:2 |
| | | | | THA | SOMCHAI Artit | R4 | 2:3 |
| | | | | ESP | ALLOZA ROSA Francisco | | |
| 131 | Light Heavy 81 kg | RED | EGAN Kenny | IRL | RED | PTS | 10:2 |
| | | BLUE | MUZAFFER Bahram | TUR | | | |
| | | Referee: AUS | ROSE Wayne | Judge: GBR | PHILLIPS William | R1 | 2:1 |
| | | | | CHN | LI Qingsheng | R2 | 3:0 |
| | | | | CUB | PONCE Juan | R3 | 4:1 |
| | | | | KAZ | KASSYMKANOV Berikbol | R4 | 1:0 |
| | | | | GRE | KAOURIS Georgios | | |



WORKERS' GYMNASIUM
北京工人体育馆
PALAIS OMNISPORTS DES OUVRIERS

BOXING
拳击 / BOXE

THU 星期四 JEU
14 AUG 2008
13:30 - Afternoon

SESSION 11 - PRELIMINARIES
比赛单元11 - 1/8比赛 / SESSION 11 - PRELIMINAIRES



SESSION RESULTS
单元成绩公告 / RÉSULTATS DE SESSION

| Bout | Weight Category | Corner | Name | NOC Code | Winner | Result | Time / PTS / Decision |
|------|-------------------|--------------|--|------------|-----------------------|--------|-----------------------|
| 132 | Light Heavy 81 kg | RED BLUE | ZHANG Xiaoping BETERBIEV Artur | CHN RUS | RED | PTS | 8:2 |
| | | Referee: USA | McNALLY James | Judge: COL | CARBONELL Armando | R1 | 0:2 |
| | | | | MGL | BAYASGALAN Sandag | R2 | 2:0 |
| | | | | HUN | DORKO Peter | R3 | 4:0 |
| | | | | SWE | NAESMAN Benny | R4 | 2:0 |
| | | | | THA | SOMCHAI Artit | | |
| 133 | Light Heavy 81 kg | RED BLUE | YASSER Ramadan BENCHABLA Abdelhafid | EGY ALG | BLUE | PTS | 13:6 |
| | | Referee: CHN | WANG Jue | Judge: POL | PODSIADLO Marek | R1 | 2:3 |
| | | | | KAZ | KASSYMKANOV Berikbol | R2 | 2:2 |
| | | | | AUS | ROSE Wayne | R3 | 2:4 |
| | | | | PHI | FORTALEZA Rogelio | R4 | 0:4 |
| | | | | ESP | ALLOZA ROSA Francisco | | |
| 134 | Light Heavy 81 kg | RED BLUE | SIVOLIJA-JELICA Marijo KURBANOV Dzhakhon | CRO TJK | BLUE | PTS | 8:1 |
| | | Referee: COL | CARBONELL Armando | Judge: CUB | PONCE Juan | R1 | 0:2 |
| | | | | BOT | MOROKA Michael | R2 | 1:3 |
| | | | | MDA | KAIGORODOV Anatoli | R3 | 0:1 |
| | | | | TUN | BOUGHALMI Hassen | R4 | 0:2 |
| | | | | CHN | LI Qingsheng | | |
| 135 | Light Heavy 81 kg | RED BLUE | NEGRON COLON Carlos SHYNALIYEV Yerkebulan | PUR KAZ | BLUE | PTS | 9:3 |
| | | Referee: GEO | TIBUA Zurab | Judge: KOR | KIM Jae Bong | R1 | 0:1 |
| | | | | SWE | NAESMAN Benny | R2 | 0:4 |
| | | | | MDA | KAIGORODOV Anatoli | R3 | 2:3 |
| | | | | CUB | PONCE Juan | R4 | 1:1 |
| | | | | TUN | BOUGHALMI Hassen | | |

Legend:
PTS Points R Round RSCH Referee Stop Contest - Head blow



SESSION RESULTS
单元成绩公告 / RÉSULTATS DE SESSION

| Bout | Weight Category | Corner | Name | NOC Code | Winner | Result | Time / PTS / Decision |
|------|--------------------|--------------|---------------------------|------------|----------------------|--------|-----------------------|
| 136 | Light Welter 64 kg | RED | SAPIYEV Serik | KAZ | RED | PTS | 22:3 |
| | | BLUE | SANCHEZ Jonny | VEN | | | |
| | | Referee: RSA | BARNARD Johan | Judge: COL | CARBONELL Armando | R1 | 3:3 |
| | | | | KOR | KIM Jae Bong | R2 | 6:0 |
| | | | | GEO | TIBUA Zurab | R3 | 5:0 |
| | | | | FRA | LAINE Jean-Robert | R4 | 8:0 |
| | | | | BOT | MOROKA Michael | | |
| 137 | Light Welter 64 kg | RED | BOONJUMNONG Manus | THA | RED | PTS | 8:1 |
| | | BLUE | KAWACHI Masatsugu | JPN | | | |
| | | Referee: CAN | CHIASSON Pierre | Judge: GBR | PHILLIPS William | R1 | 2:0 |
| | | | | TUN | BOUGHALMI Hassen | R2 | 1:1 |
| | | | | CUB | PONCE Juan | R3 | 2:0 |
| | | | | CHN | WANG Jue | R4 | 3:0 |
| | | | | GEO | TIBUA Zurab | | |
| 138 | Light Welter 64 kg | RED | KOVALEV Gennady | RUS | RED | PTS | 11:2 |
| | | BLUE | COLIN Richarno | MRI | | | |
| | | Referee: CHN | WANG Jiabo | Judge: CAN | CHIASSON Pierre | R1 | 4:2 |
| | | | | KAZ | KASSYMKANOV Berikbol | R2 | 2:0 |
| | | | | THA | SOMCHAI Artit | R3 | 3:0 |
| | | | | RSA | BARNARD Johan | R4 | 2:0 |
| | | | | ITA | APA Enrico | | |
| 139 | Light Welter 64 kg | RED | MOUSSAID Driss | MAR | BLUE | PTS | 15:4 |
| | | BLUE | IGLESIAS SOTOLONGO Roniel | CUB | | | |
| | | Referee: GEO | TIBUA Zurab | Judge: TUN | BOUGHALMI Hassen | R1 | 0:4 |
| | | | | MDA | KAIGORODOV Anatoli | R2 | 1:2 |
| | | | | CHN | LI Qingsheng | R3 | 1:3 |
| | | | | USA | McNALLY James | R4 | 2:6 |
| | | | | SWE | NAESMAN Benny | | |
| 140 | Light Welter 64 kg | RED | JOYCE Johnny | IRL | BLUE | PTS | +11:11 |
| | | BLUE | DIAZ Felix | DOM | | | |
| | | Referee: KOR | KIM Jae Bong | Judge: GEO | TIBUA Zurab | R1 | 1:5 |
| | | | | BOT | MOROKA Michael | R2 | 3:2 |
| | | | | CHN | WANG Jue | R3 | 5:1 |
| | | | | CUB | PONCE Juan | R4 | 2:3 |
| | | | | SYR | ZHRH Mohamad | | |
| 141 | Light Welter 64 kg | RED | SEPAHVANDI Morteza | IRI | RED | PTS | 8:4 |
| | | BLUE | GHEORGHE Ionut | ROU | | | |
| | | Referee: COL | CARBONELL Armando | Judge: AUS | ROSE Wayne | R1 | 2:1 |
| | | | | CAN | CHIASSON Pierre | R2 | 2:1 |
| | | | | MDA | KAIGORODOV Anatoli | R3 | 3:1 |
| | | | | TUN | BOUGHALMI Hassen | R4 | 1:1 |
| | | | | CHN | WANG Jiabo | | |
| 142 | Light Welter 64 kg | RED | URANCHIMEG Munkh-Erdene | MGL | RED | PTS | 10:3 |
| | | BLUE | GEORGIEV Boris | BUL | | | |
| | | Referee: CUB | PONCE Juan | Judge: SWE | NAESMAN Benny | R1 | 5:1 |
| | | | | THA | SOMCHAI Artit | R2 | 1:1 |
| | | | | GRE | KAOURIS Georgios | R3 | 3:1 |
| | | | | USA | McNALLY James | R4 | 1:0 |
| | | | | PHI | FORTALEZA Rogelio | | |
| 143 | Light Welter 64 kg | RED | SAUNDERS Bradley | GBR | BLUE | PTS | 11:7 |
| | | BLUE | VASTINE Alexis | FRA | | | |
| | | Referee: CHN | LI Qingsheng | Judge: CAN | CHIASSON Pierre | R1 | 2:3 |
| | | | | HUN | DORKO Peter | R2 | 1:4 |
| | | | | THA | SOMCHAI Artit | R3 | 0:3 |
| | | | | AUS | ROSE Wayne | R4 | 4:1 |
| | | | | UKR | KARAKULOV Mykola | | |



WORKERS' GYMNASIUM
北京工人体育馆
PALAIS OMNISPORTS DES OUVRIERS

BOXING
拳击 / BOXE

THU 星期四 JEU
14 AUG 2008
19:00 - Evening

SESSION 12 - PRELIMINARIES
比赛单元12 - 1/8比赛 / SESSION 12 - PRELIMINAIRES



SESSION RESULTS
单元成绩公告 / RÉSULTATS DE SESSION

| Bout | Weight Category | Corner | Name | NOC Code | Winner | Result | Time / PTS / Decision |
|------|-----------------|--------------|--------------------|------------|--------------------|--------|-----------------------|
| 144 | Welter 69 kg | RED | SARSEKBAYEV Bakhyt | KAZ | RED | RSCI | R2 1:18 |
| | | BLUE | GRUSAC Vitalie | MDA | | | |
| | | Referee: CUB | PONCE Juan | Judge: BOT | MOROKA Michael | R1 | 6:2 |
| | | | | GEO | TIBUA Zurab | R2 | 2:1 |
| | | | | TUN | BOUGHALMI Hassen | | |
| | | | | CHN | WANG Jue | | |
| | | | | USA | McNALLY James | | |
| 145 | Welter 69 kg | RED | CHIGUER Jaoid | FRA | BLUE | PTS | 8:3 |
| | | BLUE | MAHMUDOV Dilshod | UZB | | | |
| | | Referee: RSA | BARNARD Johan | Judge: CAN | CHIASSEON Pierre | R1 | 0:2 |
| | | | | AUS | ROSE Wayne | R2 | 2:2 |
| | | | | TUN | BOUGHALMI Hassen | R3 | 0:2 |
| | | | | MDA | KAIGORODOV Anatoli | R4 | 1:2 |
| | | | | KOR | KIM Jae Bong | | |
| 146 | Welter 69 kg | RED | ANDRADE Demetrius | USA | RED | PTS | 14:3 |
| | | BLUE | BALANOV Andrey | RUS | | | |
| | | Referee: PHI | FORTALEZA Rogelio | Judge: BOT | MOROKA Michael | R1 | 2:0 |
| | | | | THA | SOMCHAI Artit | R2 | 5:1 |
| | | | | MDA | KAIGORODOV Anatoli | R3 | 4:2 |
| | | | | TUN | BOUGHALMI Hassen | R4 | 3:0 |
| | | | | COL | CARBONELL Armando | | |
| 147 | Welter 69 kg | RED | JACKSON John | ISV | BLUE | PTS | 10:0 |
| | | BLUE | KIM Jungjoo | KOR | | | |
| | | Referee: ITA | APA Enrico | Judge: CAN | CHIASSEON Pierre | R1 | 0:1 |
| | | | | GRE | KAOURIS Georgios | R2 | 0:4 |
| | | | | RSA | BARNARD Johan | R3 | 0:3 |
| | | | | UKR | KARAKULOV Mykola | R4 | 0:2 |
| | | | | CHN | WANG Jue | | |

Legend:
PTS Points R Round RSCI Referee Stop Contest - Injured



SESSION RESULTS
单元成绩公告 / RÉSULTATS DE SESSION

| Bout | Weight Category | Corner | Name | NOC Code | Winner | Result | Time / PTS / Decision |
|------|-----------------|--------------|-----------------------|------------|-----------------------|--------|-----------------------|
| 148 | Feather 57 kg | RED | KILIC Yakup | TUR | RED | PTS | 12:9 |
| | | BLUE | SHIMIZU Satoshi | JPN | | | |
| | | Referee: ECU | CASTRO Jose | Judge: TUN | BOUGHALMI Hassen | R1 | 3:3 |
| | | | | UKR | KARAKULOV Mykola | R2 | 5:1 |
| | | | | CHN | WANG Jiabo | R3 | 2:2 |
| | | | | BOT | MOROKA Michael | R4 | 2:3 |
| | | | | TRI | BECKLES James | | |
| 149 | Feather 57 kg | RED | ADI Sailom | THA | BLUE | PTS | 7:6 |
| | | BLUE | CHADI Abdelkader | ALG | | | |
| | | Referee: CAN | CHIASSON Pierre | Judge: COL | CARBONELL Armando | R1 | 3:1 |
| | | | | ITA | APA Enrico | R2 | 1:2 |
| | | | | CHN | LI Qingsheng | R3 | 2:1 |
| | | | | RSA | BARNARD Johan | R4 | 0:3 |
| | | | | RUS | SUDAKOV Evgeny | | |
| 150 | Feather 57 kg | RED | LI Yang | CHN | RED | PTS | 6:5 |
| | | BLUE | POROZO Luis | ECU | | | |
| | | Referee: HUN | DORKO Peter | Judge: UKR | KARAKULOV Mykola | R1 | 2:2 |
| | | | | TRI | BECKLES James | R2 | 2:0 |
| | | | | POL | PODSIADLO Marek | R3 | 2:1 |
| | | | | THA | SOMCHAI Artit | R4 | 0:2 |
| | | | | BOT | MOROKA Michael | | |
| 151 | Feather 57 kg | RED | SULTONOV Bahodirjon | UZB | BLUE | PTS | 13:1 |
| | | BLUE | LOMACHENKO Vasyi | UKR | | | |
| | | Referee: COL | CARBONELL Armando | Judge: ITA | APA Enrico | R1 | 0:3 |
| | | | | MGL | BAYASGALAN Sandag | R2 | 0:5 |
| | | | | ESP | ALLOZA ROSA Francisco | R3 | 1:3 |
| | | | | USA | McNALLY James | R4 | 0:2 |
| | | | | PHI | FORTALEZA Rogelio | | |
| 152 | Light 60 kg | RED | BAIK Jongsub | KOR | RED | PTS | 10:4 |
| | | BLUE | SAYOTA Pichai | THA | | | |
| | | Referee: SWE | NAESMAN Benny | Judge: GEO | TIBUA Zurab | R1 | 1:1 |
| | | | | ARG | SERVIDE Roberto | R2 | 4:1 |
| | | | | CHN | LI Qingsheng | R3 | 2:1 |
| | | | | SYR | ZHRH Mohamad | R4 | 3:1 |
| | | | | GBR | PHILLIPS William | | |
| 153 | Light 60 kg | RED | LAWAL Rasheed Olawale | NGR | BLUE | PTS | 12:0 |
| | | BLUE | JAVAKHYAN Hrachik | ARM | | | |
| | | Referee: TRI | BECKLES James | Judge: KAZ | KASSYMKANOV Berikbol | R1 | 0:4 |
| | | | | SYR | ZHRH Mohamad | R2 | 0:4 |
| | | | | ESP | ALLOZA ROSA Francisco | R3 | 0:2 |
| | | | | RSA | BARNARD Johan | R4 | 0:2 |
| | | | | KOR | KIM Jae Bong | | |
| 154 | Light 60 kg | RED | PEREZ Darleys | COL | RED | PTS | 15:4 |
| | | BLUE | TALASBAEV Asylbek | KGZ | | | |
| | | Referee: FRA | LAINÉ Jean-Robert | Judge: CHN | WANG Jue | R1 | 6:1 |
| | | | | TUN | BOUGHALMI Hassen | R2 | 2:2 |
| | | | | USA | McNALLY James | R3 | 4:1 |
| | | | | MDA | KAIGORODOV Anatoli | R4 | 3:0 |
| | | | | BOT | MOROKA Michael | | |
| 155 | Light 60 kg | RED | LITTLE Anthony | AUS | BLUE | PTS | 11:3 |
| | | BLUE | TISHCHENKO Alexey | RUS | | | |
| | | Referee: THA | SOMCHAI Artit | Judge: CHN | WANG Jiabo | R1 | 0:3 |
| | | | | KAZ | KASSYMKANOV Berikbol | R2 | 1:3 |
| | | | | SYR | ZHRH Mohamad | R3 | 0:5 |
| | | | | RSA | BARNARD Johan | R4 | 2:0 |
| | | | | ECU | CASTRO Jose | | |



WORKERS' GYMNASIUM
北京工人体育馆
PALAIS OMNISPORTS DES OUVRIERS

BOXING
拳击 / BOXE

FRI 星期五 VEN
15 AUG 2008
13:30 - Afternoon

SESSION 13 - PRELIMINARIES
比赛单元13 - 1/8比赛 / SESSION 13 - PRELIMINAIRES



SESSION RESULTS
单元成绩公告 / RÉSULTATS DE SESSION

| Bout | Weight Category | Corner | Name | NOC Code | Winner | Result | Time / PTS / Decision | | | |
|------|-----------------|--------------|-------------------------|------------|-------------|--------|-----------------------|--------------------|----|-----|
| 156 | Light 60 kg | RED | VALENTINO Domenico | ITA | BLUE | PTS | 10:2 | | | |
| | | BLUE | UGAS Yordenis | CUB | | | | | | |
| | | Referee: SYR | ZHRH Mohamad | Judge: COL | | | | CARBONELL Armando | R1 | 2:5 |
| | | | | CHN | | | | LI Qingsheng | R2 | 0:1 |
| | | | | GEO | | | | TIBUA Zurab | R3 | 0:3 |
| | | TUN | BOUGHALMI Hassen | R4 | 0:1 | | | | | |
| | | AUS | ROSE Wayne | | | | | | | |
| 157 | Light 60 kg | RED | POPESCU Georgian | ROU | RED | PTS | 14:4 | | | |
| | | BLUE | VARGAS Francisco Javier | MEX | | | | | | |
| | | Referee: MGL | BAYASGALAN Sandag | Judge: TUN | | | | BOUGHALMI Hassen | R1 | 6:1 |
| | | | | RSA | | | | BARNARD Johan | R2 | 5:1 |
| | | | | ARG | | | | SERVIDE Roberto | R3 | 2:1 |
| | | PHI | FORTALEZA Rogelio | R4 | 1:1 | | | | | |
| | | UKR | KARAKULOV Mykola | | | | | | | |
| 158 | Light 60 kg | RED | SOW Daouda | FRA | RED | PTS | 13:9 | | | |
| | | BLUE | PEDRAZA GONZALEZ Jose | PUR | | | | | | |
| | | Referee: CHN | WANG Jiabo | Judge: AUS | | | | ROSE Wayne | R1 | 4:3 |
| | | | | KOR | | | | KIM Jae Bong | R2 | 1:3 |
| | | | | ECU | | | | CASTRO Jose | R3 | 4:2 |
| | | MDA | KAIGORODOV Anatoli | R4 | 4:1 | | | | | |
| | | TUN | BOUGHALMI Hassen | | | | | | | |
| 159 | Light 60 kg | RED | HU Qing | CHN | RED | PTS | 11:7 | | | |
| | | BLUE | AKSHALOV Meroy | KAZ | | | | | | |
| | | Referee: RSA | BARNARD Johan | Judge: ARG | | | | SERVIDE Roberto | R1 | 1:4 |
| | | | | THA | | | | SOMCHAI Artit | R2 | 3:2 |
| | | | | MDA | | | | KAIGORODOV Anatoli | R3 | 4:0 |
| | | FRA | LAINE Jean-Robert | R4 | 3:1 | | | | | |
| | | GBR | PHILLIPS William | | | | | | | |

Legend:
PTS Points



SESSION RESULTS
单元成绩公告 / RÉSULTATS DE SESSION

| Bout | Weight Category | Corner | Name | NOC Code | Winner | Result | Time / PTS / Decision |
|------|-----------------|--------------|---------------------------|------------|-----------------------|--------|-----------------------|
| 160 | Bantam 54 kg | RED | PETCHKOOM Worapoj | THA | RED | PTS | 12:1 |
| | | BLUE | PARRINELLO Jahyn Vittorio | ITA | | | |
| | | Referee: ARG | SERVIDE Roberto | Judge: GEO | TIBUA Zurab | R1 | 5:0 |
| | | | | CHN | LI Qingsheng | R2 | 3:0 |
| | | | | BOT | MOROKA Michael | R3 | 2:1 |
| | | | | TUN | BOUGHALMI Hassen | R4 | 2:0 |
| | | | | ECU | CASTRO Jose | | |
| 161 | Bantam 54 kg | RED | ABUTALIPOV Kanat | KAZ | BLUE | PTS | 10:3 |
| | | BLUE | LEON ALARCON Yankiel | CUB | | | |
| | | Referee: GBR | PHILLIPS William | Judge: MDA | KAIGORODOV Anatoli | R1 | 2:2 |
| | | | | CAN | CHIASSON Pierre | R2 | 0:5 |
| | | | | ESP | ALLOZA ROSA Francisco | R3 | 0:0 |
| | | | | RSA | BARNARD Johan | R4 | 1:3 |
| | | | | CHN | WANG Jiabo | | |
| 162 | Bantam 54 kg | RED | HAN Soonchul | KOR | BLUE | PTS | 17:6 |
| | | BLUE | MANZANILLA RANGEL Hector | VEN | | | |
| | | Referee: ITA | APA Enrico | Judge: TUN | BOUGHALMI Hassen | R1 | 1:4 |
| | | | | THA | SOMCHAI Artit | R2 | 3:4 |
| | | | | GBR | PHILLIPS William | R3 | 2:3 |
| | | | | ECU | CASTRO Jose | R4 | 0:6 |
| | | | | UKR | KARAKULOV Mykola | | |
| 163 | Bantam 54 kg | RED | JULIE Bruno | MRI | RED | PTS | 16:4 |
| | | BLUE | TOJIBAEV Hoorshid | UZB | | | |
| | | Referee: GRE | KAOURIS Georgios | Judge: GEO | TIBUA Zurab | R1 | 2:2 |
| | | | | CAN | CHIASSON Pierre | R2 | 3:1 |
| | | | | ARG | SERVIDE Roberto | R3 | 8:1 |
| | | | | CHN | WANG Jiabo | R4 | 3:0 |
| | | | | RSA | BARNARD Johan | | |
| 164 | Bantam 54 kg | RED | GU Yu | CHN | BLUE | PTS | 13:6 |
| | | BLUE | GOJAN Veaceslav | MDA | | | |
| | | Referee: FRA | LAINE Jean-Robert | Judge: TUN | BOUGHALMI Hassen | R1 | 2:0 |
| | | | | BOT | MOROKA Michael | R2 | 1:6 |
| | | | | RUS | SUDAKOV Evgeny | R3 | 3:6 |
| | | | | ECU | CASTRO Jose | R4 | 0:1 |
| | | | | PHI | FORTALEZA Rogelio | | |
| 165 | Bantam 54 kg | RED | VODOPYANOV Sergey | RUS | BLUE | PTS | +9:9 |
| | | BLUE | KUMAR Akhil | IND | | | |
| | | Referee: RSA | BARNARD Johan | Judge: ARG | SERVIDE Roberto | R1 | 2:1 |
| | | | | USA | McNALLY James | R2 | 4:3 |
| | | | | UKR | KARAKULOV Mykola | R3 | 2:3 |
| | | | | CHN | WANG Jiabo | R4 | 1:2 |
| | | | | TUN | BOUGHALMI Hassen | | |
| 166 | Bantam 54 kg | RED | IKGOPOLENG Khumiso | BOT | RED | RSCI | R4 0:32 |
| | | BLUE | MESBAHI Hicham | MAR | | | |
| | | Referee: CAN | CHIASSON Pierre | Judge: ITA | APA Enrico | R1 | 0:1 |
| | | | | TRI | BECKLES James | R2 | 0:1 |
| | | | | KAZ | KASSYMKANOV Berikbol | R3 | 2:4 |
| | | | | AUS | ROSE Wayne | R4 | 1:2 |
| | | | | CHN | LI Qingsheng | | |
| 167 | Bantam 54 kg | RED | NEVIN John Joseph | IRL | BLUE | PTS | 9:2 |
| | | BLUE | ENKHBAT Badar-Uugan | MGL | | | |
| | | Referee: CUB | PONCE Juan | Judge: USA | McNALLY James | R1 | 0:1 |
| | | | | COL | CARBONELL Armando | R2 | 1:3 |
| | | | | POL | PODSIADLO Marek | R3 | 1:3 |
| | | | | BOT | MOROKA Michael | R4 | 0:2 |
| | | | | PHI | FORTALEZA Rogelio | | |



WORKERS' GYMNASIUM
北京工人体育馆
PALAIS OMNISPORTS DES OUVRIERS

BOXING
拳击 / BOXE

FRI 星期五 VEN
15 AUG 2008
19:00 - Evening

SESSION 14 - PRELIMINARIES
比赛单元14 - 1/8比赛 / SESSION 14 - PRELIMINAIRES



SESSION RESULTS
单元成绩公告 / RÉSULTATS DE SESSION

| Bout | Weight Category | Corner | Name | NOC Code | Winner | Result | Time / PTS / Decision |
|------|-----------------|--------------|------------------------|------------|-------------------|--------|-----------------------|
| 168 | Feather 57 kg | RED | WILLIAMS Raynell | USA | | | |
| | | BLUE | DJELKHIR Khedafi | FRA | BLUE | PTS | 9:7 |
| | | Referee: TUN | BOUGHALMI Hassen | Judge: SYR | ZHRH Mohamad | R1 | 1:1 |
| | | | | SWE | NAESMAN Benny | R2 | 0:3 |
| | | | | MGL | BAYASGALAN Sandag | R3 | 3:3 |
| | | | | TRI | BECKLES James | R4 | 3:2 |
| | | | | CHN | WANG Jue | | |
| 169 | Feather 57 kg | RED | SANTOS REYES Arturo | MEX | | | |
| | | BLUE | SHILI Alaa | TUN | RED | PTS | 14:2 |
| | | Referee: ESP | ALLOZA ROSA Francisco | Judge: THA | SOMCHAI Artit | R1 | 4:1 |
| | | | | RUS | SUDAKOV Evgeny | R2 | 2:1 |
| | | | | BOT | MOROKA Michael | R3 | 4:0 |
| | | | | HUN | DORKO Peter | R4 | 4:0 |
| | | | | ECU | CASTRO Jose | | |
| 170 | Feather 57 kg | RED | TORRIENTE Idel | CUB | | | |
| | | BLUE | ZORIGTBAATAR Enkhzorig | MGL | RED | PTS | 10:9 |
| | | Referee: UKR | KARAKULOV Mykola | Judge: RUS | SUDAKOV Evgeny | R1 | 2:4 |
| | | | | COL | CARBONELL Armando | R2 | 3:2 |
| | | | | RSA | BARNARD Johan | R3 | 1:1 |
| | | | | KOR | KIM Jae Bong | R4 | 4:2 |
| | | | | GRE | KAOURIS Georgios | | |
| 171 | Feather 57 kg | RED | IZORIA Nikoloz | GEO | | | |
| | | BLUE | IMRANOV Shahin | AZE | BLUE | PTS | 18:9 |
| | | Referee: ECU | CASTRO Jose | Judge: MGL | BAYASGALAN Sandag | R1 | 1:2 |
| | | | | FRA | LAINÉ Jean-Robert | R2 | 3:2 |
| | | | | TRI | BECKLES James | R3 | 1:8 |
| | | | | CHN | LI Qingsheng | R4 | 4:6 |
| | | | | BOT | MOROKA Michael | | |

Legend:
PTS Points R Round RSCI Referee Stop Contest - Injured



SESSION RESULTS
单元成绩公告 / RÉSULTATS DE SESSION

| Bout | Weight Category | Corner | Name | NOC Code | Winner | Result | Time / PTS / Decision |
|------|-----------------|--------------|---------------------------|------------|----------------------|--------|-----------------------|
| 172 | Fly 51 kg | RED | ARROYO ACEVEDO McWilliams | PUR | RED | PTS | 14:6 |
| | | BLUE | KALUCZA Norbert | HUN | | | |
| | | Referee: PHI | FORTALEZA Rogelio | Judge: ARG | SERVIDE Roberto | R1 | 2:2 |
| | | | | SYR | ZHRH Mohamad | R2 | 8:1 |
| | | | | AUS | ROSE Wayne | R3 | 0:2 |
| | | | | MGL | BAYASGALAN Sandag | R4 | 4:1 |
| | | | | SWE | NAESMAN Benny | | |
| 173 | Fly 51 kg | RED | LAFFITA HERNANDEZ Andris | CUB | RED | PTS | 9:3 |
| | | BLUE | YAFAI Khalid | GBR | | | |
| | | Referee: SYR | ZHRH Mohamad | Judge: BOT | MOROKA Michael | R1 | 1:0 |
| | | | | KOR | KIM Jae Bong | R2 | 5:1 |
| | | | | KAZ | KASSYMKANOV Berikbol | R3 | 1:0 |
| | | | | TRI | BECKLES James | R4 | 2:2 |
| | | | | POL | PODSIADLO Marek | | |
| 174 | Fly 51 kg | RED | BALAKSHIN Georgy | RUS | RED | PTS | 12:4 |
| | | BLUE | SARSEMBAYEV Mirat | KAZ | | | |
| | | Referee: COL | CARBONELL Armando | Judge: CHN | WANG Jue | R1 | 3:1 |
| | | | | GEO | TIBUA Zurab | R2 | 1:0 |
| | | | | ARG | SERVIDE Roberto | R3 | 3:2 |
| | | | | AUS | ROSE Wayne | R4 | 5:1 |
| | | | | CAN | CHIASSON Pierre | | |
| 175 | Fly 51 kg | RED | DONIYOROV Tulashboy | UZB | BLUE | PTS | 13:6 |
| | | BLUE | KUMAR Jitender | IND | | | |
| | | Referee: ESP | ALLOZA ROSA Francisco | Judge: CHN | LI Qingsheng | R1 | 1:4 |
| | | | | CAN | CHIASSON Pierre | R2 | 0:1 |
| | | | | TRI | BECKLES James | R3 | 3:6 |
| | | | | SWE | NAESMAN Benny | R4 | 2:2 |
| | | | | MGL | BAYASGALAN Sandag | | |
| 176 | Fly 51 kg | RED | PAYANO Juan Carlos | DOM | BLUE | PTS | 8:4 |
| | | BLUE | PICARDI Vincenzo | ITA | | | |
| | | Referee: TUN | BOUGHALMI Hassen | Judge: KAZ | KASSYMKANOV Berikbol | R1 | 0:1 |
| | | | | RSA | BARNARD Johan | R2 | 4:3 |
| | | | | GRE | KAOURIS Georgios | R3 | 0:2 |
| | | | | KOR | KIM Jae Bong | R4 | 0:2 |
| | | | | ARG | SERVIDE Roberto | | |
| 177 | Fly 51 kg | RED | CHERIF Walid | TUN | RED | PTS | 11:5 |
| | | BLUE | LEE Oksung | KOR | | | |
| | | Referee: SWE | NAESMAN Benny | Judge: THA | SOMCHAI Artit | R1 | 2:1 |
| | | | | TRI | BECKLES James | R2 | 2:2 |
| | | | | HUN | DORKO Peter | R3 | 4:1 |
| | | | | BOT | MOROKA Michael | R4 | 3:1 |
| | | | | UKR | KARAKULOV Mykola | | |
| 178 | Fly 51 kg | RED | MAMMADOV Samir | AZE | BLUE | PTS | 10:2 |
| | | BLUE | JONGJOHOR Somjit | THA | | | |
| | | Referee: ECU | CASTRO Jose | Judge: COL | CARBONELL Armando | R1 | 0:4 |
| | | | | TUN | BOUGHALMI Hassen | R2 | 0:3 |
| | | | | PHI | FORTALEZA Rogelio | R3 | 0:0 |
| | | | | UKR | KARAKULOV Mykola | R4 | 2:3 |
| | | | | RSA | BARNARD Johan | | |
| 179 | Fly 51 kg | RED | VIEIRA Robenilson | BRA | BLUE | PTS | 12:6 |
| | | BLUE | YUNUSOV Anvar | TJK | | | |
| | | Referee: GBR | PHILLIPS William | Judge: ECU | CASTRO Jose | R1 | 2:2 |
| | | | | CHN | WANG Jue | R2 | 1:4 |
| | | | | HUN | DORKO Peter | R3 | 2:5 |
| | | | | RSA | BARNARD Johan | R4 | 1:1 |
| | | | | RUS | SUDAKOV Evgeny | | |



WORKERS' GYMNASIUM
北京工人体育馆
PALAIS OMNISPORTS DES OUVRIERS

BOXING
拳击 / BOXE

SAT 星期六 SAM
16 AUG 2008
13:30 - Afternoon

SESSION 15 - PRELIMINARIES
比赛单元15 - 1/8比赛 / SESSION 15 - PRELIMINAIRES



SESSION RESULTS
单元成绩公告 / RÉSULTATS DE SESSION

| Bout | Weight Category | Corner | Name | NOC Code | Winner | Result | Time / PTS / Decision |
|------|-----------------|--------------|------------------------|------------|-----------------------|--------|-----------------------|
| 180 | Middle 75 kg | RED | BLANCO PARRA Alfonso | VEN | RED | PTS | 18:7 |
| | | BLUE | NUNEZ Argenis | DOM | | | |
| | | Referee: MDA | KAIGORODOV Anatoli | Judge: THA | SOMCHAI Aritit | R1 | 3:2 |
| | | | | AUS | ROSE Wayne | R2 | 10:0 |
| | | | | KAZ | KASSYMKANOV Berikbol | R3 | 2:2 |
| | | | | ESP | ALLOZA ROSA Francisco | R4 | 3:3 |
| | | | | ITA | APA Enrico | | |
| 181 | Middle 75 kg | RED | SUTHERLAND Darren John | IRL | RED | RSCH | R4 1:56 |
| | | BLUE | KASSEL Nabil | ALG | | | |
| | | Referee: CHN | WANG Jue | Judge: TRI | BECKLES James | R1 | 4:4 |
| | | | | SYR | ZHRH Mohamad | R2 | 5:6 |
| | | | | RUS | SUDAKOV Evgeny | R3 | 5:3 |
| | | | | CHN | WANG Jiabo | R4 | 7:1 |
| | | | | TUN | BOUGHALMI Hassen | | |
| 182 | Middle 75 kg | RED | KOROBOV Matvey | RUS | BLUE | PTS | 10:7 |
| | | BLUE | ARTAYEV Bakhtiyar | KAZ | | | |
| | | Referee: CUB | PONCE Juan | Judge: USA | McNALLY James | R1 | 2:0 |
| | | | | SYR | ZHRH Mohamad | R2 | 1:4 |
| | | | | CHN | LI Qingsheng | R3 | 4:2 |
| | | | | ESP | ALLOZA ROSA Francisco | R4 | 0:4 |
| | | | | MDA | KAIGORODOV Anatoli | | |
| 183 | Middle 75 kg | RED | DEGALE James | GBR | RED | PTS | 11:5 |
| | | BLUE | ESTRADA Shawn | USA | | | |
| | | Referee: KAZ | KASSYMKANOV Berikbol | Judge: FRA | LAINÉ Jean-Robert | R1 | 0:0 |
| | | | | AUS | ROSE Wayne | R2 | 3:1 |
| | | | | ECU | CASTRO Jose | R3 | 3:2 |
| | | | | MGL | BAYASGALAN Sandag | R4 | 5:2 |
| | | | | KOR | KIM Jae Bong | | |

Legend:
PTS Points R Round RSCH Referee Stop Contest - Head blow



SESSION RESULTS
单元成绩公告 / RÉSULTATS DE SESSION

| Bout | Weight Category | Corner | Name | NOC Code | Winner | Result | Time / PTS / Decision |
|------|-----------------|--------------|---------------------|------------|----------------------|--------|-----------------------|
| 184 | Light Fly 48 kg | RED | BARNES Paddy | IRL | RED | PTS | 14:8 |
| | | BLUE | MEZA Jose Luis | ECU | | | |
| | | Referee: THA | SOMCHAI Artit | Judge: KAZ | KASSYMKANOV Berikbol | R1 | 2:3 |
| | | | | CHN | LI Qingsheng | R2 | 4:0 |
| | | | | GRE | KAOURIS Georgios | R3 | 3:3 |
| | | | | CUB | PONCE Juan | R4 | 5:2 |
| | | | | AUS | ROSE Wayne | | |
| 185 | Light Fly 48 kg | RED | UUTONI Jafet | NAM | BLUE | PTS | +5:5 |
| | | BLUE | MASZCZYK Lukasz | POL | | | |
| | | Referee: USA | McNALLY James | Judge: SYR | ZHRH Mohamad | R1 | 1:0 |
| | | | | PHI | FORTALEZA Rogelio | R2 | 1:1 |
| | | | | MDA | KAIGORODOV Anatoli | R3 | 1:2 |
| | | | | ARG | SERVIDE Roberto | R4 | 2:2 |
| | | | | RSA | BARNARD Johan | | |
| 186 | Light Fly 48 kg | RED | ZHAKYPOV Birzhan | KAZ | RED | PTS | 13:7 |
| | | BLUE | DANIELYAN Hovhannes | ARM | | | |
| | | Referee: AUS | ROSE Wayne | Judge: MGL | BAYASGALAN Sandag | R1 | 2:2 |
| | | | | COL | CARBONELL Armando | R2 | 5:1 |
| | | | | THA | SOMCHAI Artit | R3 | 4:1 |
| | | | | SWE | NAESMAN Benny | R4 | 2:3 |
| | | | | POL | PODSIADLO Marek | | |
| 187 | Light Fly 48 kg | RED | OUBAALI Nordine | FRA | BLUE | PTS | +3:3 |
| | | BLUE | ZOU Shiming | CHN | | | |
| | | Referee: ARG | SERVIDE Roberto | Judge: SWE | NAESMAN Benny | R1 | 1:1 |
| | | | | KAZ | KASSYMKANOV Berikbol | R2 | 0:0 |
| | | | | ITA | APA Enrico | R3 | 1:0 |
| | | | | PHI | FORTALEZA Rogelio | R4 | 1:2 |
| | | | | COL | CARBONELL Armando | | |
| 188 | Light Fly 48 kg | RED | MONTERO Winston | DOM | BLUE | PTS | 7:3 |
| | | BLUE | RUENROENG Amnat | THA | | | |
| | | Referee: GEO | TIBUA Zurab | Judge: ECU | CASTRO Jose | R1 | 0:0 |
| | | | | CHN | LI Qingsheng | R2 | 1:4 |
| | | | | AUS | ROSE Wayne | R3 | 0:1 |
| | | | | UKR | KARAKULOV Mykola | R4 | 2:2 |
| | | | | POL | PODSIADLO Marek | | |
| 189 | Light Fly 48 kg | RED | PUREVDORJ Serdamba | MGL | RED | PTS | 8:7 |
| | | BLUE | YANEZ Luis | USA | | | |
| | | Referee: GRE | KAOURIS Georgios | Judge: BOT | MOROKA Michael | R1 | 3:2 |
| | | | | MDA | KAIGORODOV Anatoli | R2 | 1:0 |
| | | | | TRI | BECKLES James | R3 | 2:4 |
| | | | | CHN | WANG Jiabo | R4 | 2:1 |
| | | | | ITA | APA Enrico | | |
| 190 | Light Fly 48 kg | RED | CHYGAYEV Georgiy | UKR | BLUE | PTS | 21:3 |
| | | BLUE | HERNANDEZ G Yampier | CUB | | | |
| | | Referee: CHN | LI Qingsheng | Judge: ECU | CASTRO Jose | R1 | 2:4 |
| | | | | CAN | CHIASSON Pierre | R2 | 0:4 |
| | | | | SWE | NAESMAN Benny | R3 | 1:7 |
| | | | | GEO | TIBUA Zurab | R4 | 0:6 |
| | | | | PHI | FORTALEZA Rogelio | | |
| 191 | Light Fly 48 kg | RED | PLANGE Manyo | GHA | BLUE | PTS | 21:12 |
| | | BLUE | CARVALHO Paulo | BRA | | | |
| | | Referee: KOR | KIM Jae Bong | Judge: RSA | BARNARD Johan | R1 | 3:5 |
| | | | | UKR | KARAKULOV Mykola | R2 | 5:4 |
| | | | | TRI | BECKLES James | R3 | 2:8 |
| | | | | HUN | DORKO Peter | R4 | 2:4 |
| | | | | THA | SOMCHAI Artit | | |



SESSION RESULTS
单元成绩公告 / RÉSULTATS DE SESSION

| Bout | Weight Category | Corner | Name | NOC Code | Winner | Result | Time / PTS / Decision |
|------|-----------------|--------------|-----------------------|------------|-----------------------|--------|-----------------------|
| 192 | Middle 75 kg | RED | HAKOBYAN Andranik | ARM | BLUE | RSCI | R4 0:21 |
| | | BLUE | RASULOV Elshod | UZB | | | |
| | | Referee: COL | CARBONELL Armando | Judge: ARG | SERVIDE Roberto | R1 | 0:0 |
| | | | | GBR | PHILLIPS William | R2 | 2:4 |
| | | | | FRA | LAINE Jean-Robert | R3 | 1:2 |
| | | | | CHN | LI Qingsheng | R4 | 0:1 |
| | | | | MGL | BAYASGALAN Sandag | | |
| 193 | Middle 75 kg | RED | CORREA BAYEAUX Emilio | CUB | RED | PTS | 18:4 |
| | | BLUE | DEREVYANCHENKO Sergiy | UKR | | | |
| | | Referee: RSA | BARNARD Johan | Judge: HUN | DORKO Peter | R1 | 4:2 |
| | | | | BOT | MOROKA Michael | R2 | 6:0 |
| | | | | ARG | SERVIDE Roberto | R3 | 3:0 |
| | | | | MGL | BAYASGALAN Sandag | R4 | 5:2 |
| | | | | CHN | WANG Jiabo | | |
| 194 | Middle 75 kg | RED | GONGORA Carlos | ECU | RED | PTS | 12:1 |
| | | BLUE | GAZIS Georgios | GRE | | | |
| | | Referee: PHI | FORTALEZA Rogelio | Judge: USA | McNALLY James | R1 | 4:0 |
| | | | | RUS | SUDAKOV Evgeny | R2 | 4:1 |
| | | | | KOR | KIM Jae Bong | R3 | 3:0 |
| | | | | CAN | CHIASSON Pierre | R4 | 1:0 |
| | | | | ESP | ALLOZA ROSA Francisco | | |
| 195 | Middle 75 kg | RED | CHOMPHUPHUANG Angkhan | THA | BLUE | PTS | 13:3 |
| | | BLUE | KUMAR Vijender | IND | | | |
| | | Referee: ECU | CASTRO Jose | Judge: CHN | WANG Jiabo | R1 | 0:2 |
| | | | | FRA | LAINE Jean-Robert | R2 | 1:4 |
| | | | | COL | CARBONELL Armando | R3 | 0:4 |
| | | | | MGL | BAYASGALAN Sandag | R4 | 2:3 |
| | | | | SWE | NAESMAN Benny | | |

| | | | | | | |
|----------------|-----|--------|---|-------|------|--------------------------------|
| Legend: | PTS | Points | R | Round | RSCI | Referee Stop Contest - Injured |
|----------------|-----|--------|---|-------|------|--------------------------------|



SESSION RESULTS
单元成绩公告 / RÉSULTATS DE SESSION

| Bout | Weight Category | Corner | Name | NOC Code | Winner | Result | Time / PTS / Decision |
|------|--------------------|--------------|---------------------------|------------|----------------------|--------|-----------------------|
| 196 | Light Welter 64 kg | RED | SAPIYEV Serik | KAZ | BLUE | PTS | 7:5 |
| | | BLUE | BOONJUMNONG Manus | THA | | | |
| | | Referee: FRA | LAINE Jean-Robert | Judge: CAN | CHIASSON Pierre | R1 | 1:2 |
| | | | | SWE | NAESMAN Benny | R2 | 0:1 |
| | | | | MDA | KAIGORODOV Anatoli | R3 | 4:2 |
| | | | | PHI | FORTALEZA Rogelio | R4 | 0:2 |
| | | | | ARG | SERVIDE Roberto | | |
| 197 | Light Welter 64 kg | RED | KOVALEV Gennady | RUS | BLUE | PTS | 5:2 |
| | | BLUE | IGLESIAS SOTOLONGO Roniel | CUB | | | |
| | | Referee: RSA | BARNARD Johan | Judge: COL | CARBONELL Armando | R1 | 1:0 |
| | | | | KAZ | KASSYMKANOV Berikbol | R2 | 0:1 |
| | | | | GRE | KAOURIS Georgios | R3 | 1:3 |
| | | | | BOT | MOROKA Michael | R4 | 0:1 |
| | | | | CHN | WANG Jiabo | | |
| 198 | Light Welter 64 kg | RED | DIAZ Felix | DOM | RED | PTS | 11:6 |
| | | BLUE | SEPAHVANDI Morteza | IRI | | | |
| | | Referee: ESP | ALLOZA ROSA Francisco | Judge: THA | SOMCHAI Artit | R1 | 2:3 |
| | | | | RUS | SUDAKOV Evgeny | R2 | 3:0 |
| | | | | POL | PODSIADLO Marek | R3 | 2:2 |
| | | | | AUS | ROSE Wayne | R4 | 4:1 |
| | | | | TRI | BECKLES James | | |
| 199 | Light Welter 64 kg | RED | URANCHIMEG Munkh-Erdene | MGL | BLUE | PTS | 12:4 |
| | | BLUE | VASTINE Alexis | FRA | | | |
| | | Referee: CAN | CHIASSON Pierre | Judge: GRE | KAOURIS Georgios | R1 | 2:1 |
| | | | | ARG | SERVIDE Roberto | R2 | 0:4 |
| | | | | SWE | NAESMAN Benny | R3 | 2:6 |
| | | | | KOR | KIM Jae Bong | R4 | 0:1 |
| | | | | GEO | TIBUA Zurab | | |
| 200 | Welter 69 kg | RED | ABDIN Hosam | EGY | BLUE | PTS | 10:2 |
| | | BLUE | BANTEAUX SUAREZ Carlos | CUB | | | |
| | | Referee: ITA | APA Enrico | Judge: AUS | ROSE Wayne | R1 | 1:3 |
| | | | | UKR | KARAKULOV Mykola | R2 | 1:3 |
| | | | | ECU | CASTRO Jose | R3 | 0:2 |
| | | | | TUN | BOUGHALMI Hassen | R4 | 0:2 |
| | | | | THA | SOMCHAI Artit | | |
| 201 | Welter 69 kg | RED | JOHNSON Toureano | BAH | BLUE | PTS | 14:4 |
| | | BLUE | HANATI Silamu | CHN | | | |
| | | Referee: UKR | KARAKULOV Mykola | Judge: FRA | LAINE Jean-Robert | R1 | 1:2 |
| | | | | RSA | BARNARD Johan | R2 | 2:3 |
| | | | | PHI | FORTALEZA Rogelio | R3 | 0:2 |
| | | | | CUB | PONCE Juan | R4 | 1:7 |
| | | | | RUS | SUDAKOV Evgeny | | |
| 202 | Welter 69 kg | RED | SARSEKBAYEV Bakhyt | KAZ | RED | PTS | 12:7 |
| | | BLUE | MAHMUDOV Dilshod | UZB | | | |
| | | Referee: TRI | BECKLES James | Judge: MGL | BAYASGALAN Sandag | R1 | 3:2 |
| | | | | COL | CARBONELL Armando | R2 | 1:0 |
| | | | | POL | PODSIADLO Marek | R3 | 4:2 |
| | | | | USA | McNALLY James | R4 | 4:3 |
| | | | | CHN | LI Qingsheng | | |
| 203 | Welter 69 kg | RED | ANDRADE Demetrius | USA | BLUE | PTS | 11:9 |
| | | BLUE | KIM Jungjoo | KOR | | | |
| | | Referee: TUN | BOUGHALMI Hassen | Judge: FRA | LAINE Jean-Robert | R1 | 0:1 |
| | | | | BOT | MOROKA Michael | R2 | 3:3 |
| | | | | KAZ | KASSYMKANOV Berikbol | R3 | 3:4 |
| | | | | GEO | TIBUA Zurab | R4 | 3:3 |
| | | | | TRI | BECKLES James | | |



WORKERS' GYMNASIUM
北京工人体育馆
PALAIS OMNISPORTS DES OUVRIERS

BOXING
拳击 / BOXE

SUN 星期天 DIM
17 AUG 2008
19:00 - Evening

SESSION 17 - QUARTERFINALS
比赛单元17 - 1/4决赛 / SESSION 17 - QUARTS DE FINALE



SESSION RESULTS
单元成绩公告 / RÉSULTATS DE SESSION

| Bout | Weight Category | Corner | Name | NOC Code | Winner | Result | Time / PTS / Decision |
|------|-----------------|--------------|----------------------|------------|--------------------|--------|-----------------------|
| 204 | Heavy 91 kg | RED | ACOSTA DUARTE Osmair | CUB | RED | PTS | 7:4 |
| | | BLUE | PAVLIDIS Ilias | GRE | | | |
| | | Referee: CHN | LI Qingsheng | Judge: UKR | KARAKULOV Mykola | R1 | 0:0 |
| | | | | SYR | ZHRH Mohamad | R2 | 3:0 |
| | | | | PHI | FORTALEZA Rogelio | R3 | 1:1 |
| | | | | RSA | BARNARD Johan | R4 | 3:3 |
| | | | | ECU | CASTRO Jose | | |
| 205 | Heavy 91 kg | RED | MBUMBA John | FRA | BLUE | PTS | 18:9 |
| | | BLUE | CHAKHKIEV Rakhim | RUS | | | |
| | | Referee: AUS | ROSE Wayne | Judge: MDA | KAIGORODOV Anatoli | R1 | 1:2 |
| | | | | ARG | SERVIDE Roberto | R2 | 4:3 |
| | | | | GBR | PHILLIPS William | R3 | 4:5 |
| | | | | PHI | FORTALEZA Rogelio | R4 | 0:8 |
| | | | | CAN | CHIASSEON Pierre | | |
| 206 | Heavy 91 kg | RED | WILDER Deontay | USA | RED | PTS | +10:10 |
| | | BLUE | ARJAOUI Mohammed | MAR | | | |
| | | Referee: MGL | BAYASGALAN Sandag | Judge: KOR | KIM Jae Bong | R1 | 2:2 |
| | | | | ECU | CASTRO Jose | R2 | 2:1 |
| | | | | GEO | TIBUA Zurab | R3 | 2:4 |
| | | | | RSA | BARNARD Johan | R4 | 4:3 |
| | | | | ITA | APA Enrico | | |
| 207 | Heavy 91 kg | RED | USYK Oleksandr | UKR | BLUE | PTS | 7:4 |
| | | BLUE | RUSSO Clemente | ITA | | | |
| | | Referee: ARG | SERVIDE Roberto | Judge: COL | CARBONELL Armando | R1 | 0:2 |
| | | | | GEO | TIBUA Zurab | R2 | 1:2 |
| | | | | CAN | CHIASSEON Pierre | R3 | 1:3 |
| | | | | THA | SOMCHAI Artit | R4 | 2:0 |
| | | | | AUS | ROSE Wayne | | |

Legend:
PTS Points



SESSION RESULTS
单元成绩公告 / RÉSULTATS DE SESSION

| Bout | Weight Category | Corner | Name | NOC Code | Winner | Result | Time / PTS / Decision |
|------|-----------------|--------------|--------------------------|------------|-----------------------|--------|-----------------------|
| 208 | Bantam 54 kg | RED | PETCHKOOM Worapoj | THA | BLUE | PTS | 10:2 |
| | | BLUE | LEON ALARCON Yankiel | CUB | | | |
| | | Referee: ESP | ALLOZA ROSA Francisco | Judge: HUN | DORKO Peter | R1 | 0:2 |
| | | | | AUS | ROSE Wayne | R2 | 1:3 |
| | | | | COL | CARBONELL Armando | R3 | 0:4 |
| | | | | UKR | KARAKULOV Mykola | R4 | 1:1 |
| | | | | CHN | LI Qingsheng | | |
| 209 | Bantam 54 kg | RED | MANZANILLA RANGEL Hector | VEN | BLUE | PTS | 13:9 |
| | | BLUE | JULIE Bruno | MRI | | | |
| | | Referee: ITA | APA Enrico | Judge: ARG | SERVIDE Roberto | R1 | 2:3 |
| | | | | TUN | BOUGHALMI Hassen | R2 | 4:2 |
| | | | | SWE | NAESMAN Benny | R3 | 3:5 |
| | | | | RUS | SUDAKOV Evgeny | R4 | 0:3 |
| | | | | PHI | FORTALEZA Rogelio | | |
| 210 | Bantam 54 kg | RED | GOJAN Veaceslav | MDA | RED | PTS | 10:3 |
| | | BLUE | KUMAR Akhil | IND | | | |
| | | Referee: USA | McNALLY James | Judge: KAZ | KASSYMKANOV Berikbol | R1 | 1:1 |
| | | | | CHN | LI Qingsheng | R2 | 1:1 |
| | | | | AUS | ROSE Wayne | R3 | 4:0 |
| | | | | FRA | LAINE Jean-Robert | R4 | 4:1 |
| | | | | ESP | ALLOZA ROSA Francisco | | |
| 211 | Bantam 54 kg | RED | IKGOPOLENG Khumiso | BOT | BLUE | PTS | 15:2 |
| | | BLUE | ENKHBAT Badar-Uugan | MGL | | | |
| | | Referee: HUN | DORKO Peter | Judge: PHI | FORTALEZA Rogelio | R1 | 1:4 |
| | | | | MDA | KAIGORODOV Anatoli | R2 | 0:4 |
| | | | | TUN | BOUGHALMI Hassen | R3 | 0:2 |
| | | | | COL | CARBONELL Armando | R4 | 1:5 |
| | | | | SWE | NAESMAN Benny | | |
| 212 | Feather 57 kg | RED | KILIC Yakup | TUR | RED | PTS | 13:6 |
| | | BLUE | CHADI Abdelkader | ALG | | | |
| | | Referee: KAZ | KASSYMKANOV Berikbol | Judge: UKR | KARAKULOV Mykola | R1 | 5:1 |
| | | | | TUN | BOUGHALMI Hassen | R2 | 4:4 |
| | | | | AUS | ROSE Wayne | R3 | 2:1 |
| | | | | ARG | SERVIDE Roberto | R4 | 2:0 |
| | | | | CHN | WANG Jiabo | | |
| 213 | Feather 57 kg | RED | LI Yang | CHN | BLUE | PTS | 12:3 |
| | | BLUE | LOMACHENKO Vasyi | UKR | | | |
| | | Referee: ARG | SERVIDE Roberto | Judge: GEO | TIBUA Zurab | R1 | 0:5 |
| | | | | PHI | FORTALEZA Rogelio | R2 | 1:2 |
| | | | | USA | McNALLY James | R3 | 1:3 |
| | | | | SYR | ZHRH Mohamad | R4 | 1:2 |
| | | | | ESP | ALLOZA ROSA Francisco | | |
| 214 | Feather 57 kg | RED | DJELKHIR Khedafi | FRA | RED | PTS | 14:9 |
| | | BLUE | SANTOS REYES Arturo | MEX | | | |
| | | Referee: CHN | LI Qingsheng | Judge: TUN | BOUGHALMI Hassen | R1 | 2:1 |
| | | | | MDA | KAIGORODOV Anatoli | R2 | 1:4 |
| | | | | COL | CARBONELL Armando | R3 | 7:2 |
| | | | | KOR | KIM Jae Bong | R4 | 4:2 |
| | | | | AUS | ROSE Wayne | | |
| 215 | Feather 57 kg | RED | TORRIENTE Idel | CUB | BLUE | PTS | 16:14 |
| | | BLUE | IMRANOV Shahin | AZE | | | |
| | | Referee: SYR | ZHRH Mohamad | Judge: KAZ | KASSYMKANOV Berikbol | R1 | 2:2 |
| | | | | GRE | KAOURIS Georgios | R2 | 4:5 |
| | | | | AUS | ROSE Wayne | R3 | 3:4 |
| | | | | ARG | SERVIDE Roberto | R4 | 5:5 |
| | | | | PHI | FORTALEZA Rogelio | | |



WORKERS' GYMNASIUM
北京工人体育馆
PALAIS OMNISPORTS DES OUVRIERS

BOXING
拳击 / BOXE

MON 星期一 LUN
18 AUG 2008
19:00 - Evening

SESSION 18 - QUARTERFINALS
比赛单元18 - 1/4决赛 / SESSION 18 - QUARTS DE FINALE



SESSION RESULTS
单元成绩公告 / RÉSULTATS DE SESSION

| Bout | Weight Category | Corner | Name | NOC Code | Winner | Result | Time / PTS / Decision |
|------|--------------------|--------------|--------------------|------------|----------------------|--------|-----------------------|
| 216 | Super Heavy +91 kg | RED | GLAZKOV Vyacheslav | UKR | RED | PTS | 10:4 |
| | | BLUE | OUATAH Newfel | ALG | | | |
| | | Referee: USA | McNALLY James | Judge: TUN | BOUGHALMI Hassen | R1 | 2:1 |
| | | | | AUS | ROSE Wayne | R2 | 4:1 |
| | | | | MDA | KAIGORODOV Anatoli | R3 | 3:2 |
| | | | | CHN | LI Qingsheng | R4 | 1:0 |
| | | | | COL | CARBONELL Armando | | |
| 217 | Super Heavy +91 kg | RED | ZHANG Zhilei | CHN | RED | PTS | 12:2 |
| | | BLUE | MYRSATAYEV Ruslan | KAZ | | | |
| | | Referee: POL | PODSIADLO Marek | Judge: MDA | KAIGORODOV Anatoli | R1 | 3:0 |
| | | | | ARG | SERVIDE Roberto | R2 | 2:1 |
| | | | | PHI | FORTALEZA Rogelio | R3 | 5:1 |
| | | | | ITA | APA Enrico | R4 | 2:0 |
| | | | | AUS | ROSE Wayne | | |
| 218 | Super Heavy +91 kg | RED | CAMMARELLE Roberto | ITA | RED | PTS | 9:5 |
| | | BLUE | RIVAS Oscar | COL | | | |
| | | Referee: AUS | ROSE Wayne | Judge: HUN | DORKO Peter | R1 | 2:1 |
| | | | | ARG | SERVIDE Roberto | R2 | 2:1 |
| | | | | GEO | TIBUA Zurab | R3 | 3:2 |
| | | | | CHN | LI Qingsheng | R4 | 2:1 |
| | | | | USA | McNALLY James | | |
| 219 | Super Heavy +91 kg | RED | PRICE David | GBR | RED | RSCI | R2 0:09 |
| | | BLUE | JAKSTO Jaroslav | LTU | | | |
| | | Referee: GRE | KAOURIS Georgios | Judge: POL | PODSIADLO Marek | R1 | 3:1 |
| | | | | KAZ | KASSYMKANOV Berikbol | R2 | 0:0 |
| | | | | COL | CARBONELL Armando | | |
| | | | | SWE | NAESMAN Benny | | |
| | | | | KOR | KIM Jae Bong | | |

Legend:
PTS Points R Round RSCI Referee Stop Contest - Injured



SESSION RESULTS
单元成绩公告 / RÉSULTATS DE SESSION

| Bout | Weight Category | Corner | Name | NOC Code | Winner | Result | Time / PTS / Decision |
|------|-----------------|--------------|---------------------------------------|------------|-----------------------|--------|-----------------------|
| 220 | Light Fly 48 kg | RED BLUE | BARNES Paddy MASZCZYK Lukasz | IRL POL | RED | PTS | 11:5 |
| | | Referee: CHN | WANG Jiabo | Judge: KOR | KIM Jae Bong | R1 | 2:2 |
| | | | | FRA | LAINE Jean-Robert | R2 | 5:3 |
| | | | | ARG | SERVIDE Roberto | R3 | 2:0 |
| | | | | USA | McNALLY James | R4 | 2:0 |
| | | | | UKR | KARAKULOV Mykola | | |
| 221 | Light Fly 48 kg | RED BLUE | ZHAKYPOV Birzhan ZOU Shiming | KAZ CHN | BLUE | PTS | 9:4 |
| | | Referee: HUN | DORKO Peter | Judge: COL | CARBONELL Armando | R1 | 0:1 |
| | | | | THA | SOMCHAI Artit | R2 | 3:4 |
| | | | | GEO | TIBUA Zurab | R3 | 0:3 |
| | | | | BOT | MOROKA Michael | R4 | 1:1 |
| | | | | SYR | ZHRH Mohamad | | |
| 222 | Light Fly 48 kg | RED BLUE | RUENROENG Amnat PUREVDORJ Serdamba | THA MGL | BLUE | PTS | 5:2 |
| | | Referee: FRA | LAINE Jean-Robert | Judge: ARG | SERVIDE Roberto | R1 | 0:1 |
| | | | | MDA | KAIGORODOV Anatoli | R2 | 0:0 |
| | | | | BOT | MOROKA Michael | R3 | 0:2 |
| | | | | ITA | APA Enrico | R4 | 2:2 |
| | | | | CHN | LI Qingsheng | | |
| 223 | Light Fly 48 kg | RED BLUE | HERNANDEZ G Yampier CARVALHO Paulo | CUB BRA | RED | PTS | 21:6 |
| | | Referee: KOR | KIM Jae Bong | Judge: AUS | ROSE Wayne | R1 | 2:2 |
| | | | | MDA | KAIGORODOV Anatoli | R2 | 6:1 |
| | | | | ESP | ALLOZA ROSA Francisco | R3 | 7:2 |
| | | | | CHN | WANG Jiabo | R4 | 6:1 |
| | | | | CAN | CHIASSEON Pierre | | |
| 224 | Light 60 kg | RED BLUE | BAIK Jongsub JAVAKHYAN Hrachik | KOR ARM | BLUE | WO | |
| | | Referee: TUN | BOUGHALMI Hassen | Judge: RSA | BARNARD Johan | | |
| | | | | PHI | FORTALEZA Rogelio | | |
| | | | | CAN | CHIASSEON Pierre | | |
| | | | | TRI | BECKLES James | | |
| | | | | GRE | KAOURIS Georgios | | |
| 225 | Light 60 kg | RED BLUE | PEREZ Darleys TISHCHENKO Alexey | COL RUS | BLUE | PTS | 13:5 |
| | | Referee: AUS | ROSE Wayne | Judge: GBR | PHILLIPS William | R1 | 1:4 |
| | | | | CHN | WANG Jiabo | R2 | 2:4 |
| | | | | KAZ | KASSYMKANOV Berikbol | R3 | 1:3 |
| | | | | CUB | PONCE Juan | R4 | 1:2 |
| | | | | SYR | ZHRH Mohamad | | |
| 226 | Light 60 kg | RED BLUE | UGAS Yordenis POPESCU Georgian | CUB ROU | RED | PTS | 11:7 |
| | | Referee: PHI | FORTALEZA Rogelio | Judge: TUN | BOUGHALMI Hassen | R1 | 4:1 |
| | | | | UKR | KARAKULOV Mykola | R2 | 3:1 |
| | | | | AUS | ROSE Wayne | R3 | 2:1 |
| | | | | SYR | ZHRH Mohamad | R4 | 2:4 |
| | | | | ARG | SERVIDE Roberto | | |
| 227 | Light 60 kg | RED BLUE | SOW Daouda HU Qing | FRA CHN | RED | PTS | 9:6 |
| | | Referee: CAN | CHIASSEON Pierre | Judge: PHI | FORTALEZA Rogelio | R1 | 2:1 |
| | | | | TUN | BOUGHALMI Hassen | R2 | 2:2 |
| | | | | GEO | TIBUA Zurab | R3 | 1:1 |
| | | | | BOT | MOROKA Michael | R4 | 4:2 |
| | | | | ARG | SERVIDE Roberto | | |



WORKERS' GYMNASIUM
北京工人体育馆
PALAIS OMNISPORTS DES OUVRIERS

BOXING
拳击 / BOXE

TUE 星期二 MAR
19 AUG 2008
19:00 - Evening

SESSION 19 - QUARTERFINALS
比赛单元19 - 1/4决赛 / SESSION 19 - QUARTS DE FINALE



SESSION RESULTS
单元成绩公告 / RÉSULTATS DE SESSION

| Bout | Weight Category | Corner | Name | NOC Code | Winner | Result | Time / PTS / Decision |
|------|-------------------|--------------|-----------------------|------------|-----------------------|--------|-----------------------|
| 228 | Light Heavy 81 kg | RED | JEFFRIES Tony | GBR | RED | PTS | 10:2 |
| | | BLUE | SZELLO Imre | HUN | | | |
| | | Referee: ARG | SERVIDE Roberto | Judge: UKR | KARAKULOV Mykola | R1 | 2:1 |
| | | | | CUB | PONCE Juan | R2 | 3:0 |
| | | | | POL | PODSIADLO Marek | R3 | 4:1 |
| | | | | USA | McNALLY James | R4 | 1:0 |
| | | | | CHN | LI Qingsheng | | |
| 229 | Light Heavy 81 kg | RED | SILVA Washington | BRA | BLUE | PTS | 8:0 |
| | | BLUE | EGAN Kenny | IRL | | | |
| | | Referee: THA | SOMCHAI Artit | Judge: AUS | ROSE Wayne | R1 | 0:3 |
| | | | | KAZ | KASSYMKANOV Berikbol | R2 | 0:0 |
| | | | | PHI | FORTALEZA Rogelio | R3 | 0:4 |
| | | | | CAN | CHIASSEON Pierre | R4 | 0:1 |
| | | | | ESP | ALLOZA ROSA Francisco | | |
| 230 | Light Heavy 81 kg | RED | ZHANG Xiaoping | CHN | RED | PTS | 12:7 |
| | | BLUE | BENCHABLA Abdelhafid | ALG | | | |
| | | Referee: RUS | SUDAKOV Evgeny | Judge: BOT | MOROKA Michael | R1 | 2:3 |
| | | | | UKR | KARAKULOV Mykola | R2 | 2:1 |
| | | | | ITA | APA Enrico | R3 | 5:2 |
| | | | | ARG | SERVIDE Roberto | R4 | 3:1 |
| | | | | KOR | KIM Jae Bong | | |
| 231 | Light Heavy 81 kg | RED | KURBANOV Dzhakhon | TJK | BLUE | DSQ | R3 1:43 |
| | | BLUE | SHYNALIYEV Yerkebulan | KAZ | | | |
| | | Referee: ESP | ALLOZA ROSA Francisco | Judge: CUB | PONCE Juan | R1 | 3:3 |
| | | | | GEO | TIBUA Zurab | R2 | 2:3 |
| | | | | CHN | LI Qingsheng | R3 | 1:6 |
| | | | | HUN | DORKO Peter | | |
| | | | | AUS | ROSE Wayne | | |

| | | | | | | | |
|----------------|--------------|-----|--------|---|-------|----|----------|
| Legend: | Disqualified | PTS | Points | R | Round | WO | Walkover |
|----------------|--------------|-----|--------|---|-------|----|----------|



SESSION RESULTS
单元成绩公告 / RÉSULTATS DE SESSION

| Bout | Weight Category | Corner | Name | NOC Code | Winner | Result | Time / PTS / Decision |
|------|-----------------|--------------|---------------------------|------------|-----------------------|--------|-----------------------|
| 232 | Fly 51 kg | RED | ARROYO ACEVEDO McWilliams | PUR | BLUE | PTS | 11:2 |
| | | BLUE | LAFFITA HERNANDEZ Andris | CUB | | | |
| | | Referee: MDA | KAIGORODOV Anatoli | Judge: ESP | ALLOZA ROSA Francisco | R1 | 0:1 |
| | | | | SYR | ZHRH Mohamad | R2 | 1:3 |
| | | | | CHN | WANG Jiabo | R3 | 0:3 |
| | | | | BOT | MOROKA Michael | R4 | 1:4 |
| | | | | RUS | SUDAKOV Evgeny | | |
| 233 | Fly 51 kg | RED | BALAKSHIN Georgy | RUS | RED | PTS | 15:11 |
| | | BLUE | KUMAR Jitender | IND | | | |
| | | Referee: ARG | SERVIDE Roberto | Judge: COL | CARBONELL Armando | R1 | 2:1 |
| | | | | MDA | KAIGORODOV Anatoli | R2 | 5:5 |
| | | | | AUS | ROSE Wayne | R3 | 6:2 |
| | | | | PHI | FORTALEZA Rogelio | R4 | 2:3 |
| | | | | CAN | CHIASSEON Pierre | | |
| 234 | Fly 51 kg | RED | PICARDI Vincenzo | ITA | RED | PTS | 7:5 |
| | | BLUE | CHERIF Walid | TUN | | | |
| | | Referee: AUS | ROSE Wayne | Judge: CHN | LI Qingsheng | R1 | 1:0 |
| | | | | KAZ | KASSYMKANOV Berikbol | R2 | 2:3 |
| | | | | COL | CARBONELL Armando | R3 | 2:2 |
| | | | | BOT | MOROKA Michael | R4 | 2:0 |
| | | | | GRE | KAOURIS Georgios | | |
| 235 | Fly 51 kg | RED | JONGJOHOR Somjit | THA | RED | PTS | 8:1 |
| | | BLUE | YUNUSOV Anvar | TJK | | | |
| | | Referee: RUS | SUDAKOV Evgeny | Judge: KOR | KIM Jae Bong | R1 | 1:0 |
| | | | | GEO | TIBUA Zurab | R2 | 2:0 |
| | | | | GBR | PHILLIPS William | R3 | 3:1 |
| | | | | CAN | CHIASSEON Pierre | R4 | 2:0 |
| | | | | ARG | SERVIDE Roberto | | |
| 236 | Middle 75 kg | RED | BLANCO PARRA Alfonso | VEN | BLUE | PTS | 11:1 |
| | | BLUE | SUTHERLAND Darren John | IRL | | | |
| | | Referee: PHI | FORTALEZA Rogelio | Judge: FRA | LAINÉ Jean-Robert | R1 | 0:3 |
| | | | | USA | McNALLY James | R2 | 1:3 |
| | | | | MDA | KAIGORODOV Anatoli | R3 | 0:3 |
| | | | | THA | SOMCHAI Artit | R4 | 0:2 |
| | | | | COL | CARBONELL Armando | | |
| 237 | Middle 75 kg | RED | ARTAYEV Bakhtiyar | KAZ | BLUE | PTS | 8:3 |
| | | BLUE | DEGALE James | GBR | | | |
| | | Referee: TUN | BOUGHALMI Hassen | Judge: MDA | KAIGORODOV Anatoli | R1 | 0:1 |
| | | | | ARG | SERVIDE Roberto | R2 | 1:3 |
| | | | | BOT | MOROKA Michael | R3 | 2:3 |
| | | | | CAN | CHIASSEON Pierre | R4 | 0:1 |
| | | | | CHN | WANG Jue | | |
| 238 | Middle 75 kg | RED | RASULOV Elshod | UZB | BLUE | PTS | 9:7 |
| | | BLUE | CORREA BAYEAUX Emilio | CUB | | | |
| | | Referee: FRA | LAINÉ Jean-Robert | Judge: PHI | FORTALEZA Rogelio | R1 | 1:1 |
| | | | | COL | CARBONELL Armando | R2 | 1:1 |
| | | | | SYR | ZHRH Mohamad | R3 | 3:3 |
| | | | | USA | McNALLY James | R4 | 2:4 |
| | | | | GEO | TIBUA Zurab | | |
| 239 | Middle 75 kg | RED | GONGORA Carlos | ECU | BLUE | PTS | 9:4 |
| | | BLUE | KUMAR Vijender | IND | | | |
| | | Referee: ITA | APA Enrico | Judge: CUB | PONCE Juan | R1 | 0:2 |
| | | | | HUN | DORKO Peter | R2 | 1:2 |
| | | | | BOT | MOROKA Michael | R3 | 1:3 |
| | | | | CHN | WANG Jue | R4 | 2:2 |
| | | | | RUS | SUDAKOV Evgeny | | |



WORKERS' GYMNASIUM
北京工人体育馆
PALAIS OMNISPORTS DES OUVRIERS

BOXING
拳击 / BOXE



WED 星期三 MER
20 AUG 2008
19:00 - Evening

SESSION 20 - QUARTERFINALS
比赛单元20 - 1/4决赛 / SESSION 20 - QUARTS DE FINALE

SESSION RESULTS
单元成绩公告 / RÉSULTATS DE SESSION

Legend:
PTS Points



SESSION RESULTS
单元成绩公告 / RÉSULTATS DE SESSION

| Bout | Weight Category | Corner | Name | NOC Code | Winner | Result | Time / PTS / Decision |
|------|--------------------|--------------|---------------------------|------------|--------------------|--------|-----------------------|
| 240 | Fly 51 kg | RED | LAFFITA HERNANDEZ Andris | CUB | RED | PTS | 9:8 |
| | | BLUE | BALAKSHIN Georgy | RUS | | | |
| | | Referee: KOR | KIM Jae Bong | Judge: FRA | LAINÉ Jean-Robert | R1 | 0:0 |
| | | | | MDA | KAIGORODOV Anatoli | R2 | 1:0 |
| | | | | USA | McNALLY James | R3 | 6:7 |
| | | | | ARG | SERVIDE Roberto | R4 | 2:1 |
| | | | | CHN | WANG Jiabo | | |
| 241 | Fly 51 kg | RED | PICARDI Vincenzo | ITA | BLUE | PTS | 7:1 |
| | | BLUE | JONGJOHOR Somjit | THA | | | |
| | | Referee: TUN | BOUGHALMI Hassen | Judge: BOT | MOROKA Michael | R1 | 1:2 |
| | | | | GRE | KAOURIS Georgios | R2 | 0:2 |
| | | | | GEO | TIBUA Zurab | R3 | 0:3 |
| | | | | CHN | LI Qingsheng | R4 | 0:0 |
| | | | | SYR | ZHRH Mohamad | | |
| 242 | Feather 57 kg | RED | KILIC Yakup | TUR | BLUE | PTS | 10:1 |
| | | BLUE | LOMACHENKO Vasyi | UKR | | | |
| | | Referee: ITA | APA Enrico | Judge: HUN | DORKO Peter | R1 | 0:2 |
| | | | | CUB | PONCE Juan | R2 | 0:2 |
| | | | | MDA | KAIGORODOV Anatoli | R3 | 1:4 |
| | | | | CHN | WANG Jiabo | R4 | 0:2 |
| | | | | USA | McNALLY James | | |
| 243 | Feather 57 kg | RED | DJELKHIR Khedafi | FRA | RED | RET | R2 0:02 |
| | | BLUE | IMRANOV Shahin | AZE | | | |
| | | Referee: CHN | LI Qingsheng | Judge: CAN | CHIASSEON Pierre | R1 | 5:2 |
| | | | | GEO | TIBUA Zurab | R2 | 0:0 |
| | | | | POL | PODSIADLO Marek | | |
| | | | | USA | McNALLY James | | |
| | | | | BOT | MOROKA Michael | | |
| 244 | Light Welter 64 kg | RED | BOONJUMNONG Manus | THA | RED | PTS | 10:5 |
| | | BLUE | IGLESIAS SOTOLONGO Roniel | CUB | | | |
| | | Referee: SWE | NAESMAN Benny | Judge: UKR | KARAKULOV Mykola | R1 | 2:1 |
| | | | | COL | CARBONELL Armando | R2 | 4:2 |
| | | | | AUS | ROSE Wayne | R3 | 3:0 |
| | | | | ITA | APA Enrico | R4 | 1:2 |
| | | | | CHN | WANG Jiabo | | |
| 245 | Light Welter 64 kg | RED | DIAZ Felix | DOM | RED | PTS | 12:10 |
| | | BLUE | VASTINE Alexis | FRA | | | |
| | | Referee: PHI | FORTALEZA Rogelio | Judge: HUN | DORKO Peter | R1 | 2:3 |
| | | | | RUS | SUDAKOV Evgeny | R2 | 0:2 |
| | | | | CUB | PONCE Juan | R3 | 4:4 |
| | | | | USA | McNALLY James | R4 | 6:1 |
| | | | | KOR | KIM Jae Bong | | |
| 246 | Middle 75 kg | RED | SUTHERLAND Darren John | IRL | BLUE | PTS | 10:3 |
| | | BLUE | DEGALE James | GBR | | | |
| | | Referee: CHN | LI Qingsheng | Judge: POL | PODSIADLO Marek | R1 | 1:1 |
| | | | | TUN | BOUGHALMI Hassen | R2 | 0:2 |
| | | | | ARG | SERVIDE Roberto | R3 | 1:5 |
| | | | | SYR | ZHRH Mohamad | R4 | 1:2 |
| | | | | UKR | KARAKULOV Mykola | | |
| 247 | Middle 75 kg | RED | CORREA BAYEAUX Emilio | CUB | RED | PTS | 8:5 |
| | | BLUE | KUMAR Vijender | IND | | | |
| | | Referee: POL | PODSIADLO Marek | Judge: MDA | KAIGORODOV Anatoli | R1 | 2:0 |
| | | | | HUN | DORKO Peter | R2 | 2:3 |
| | | | | SYR | ZHRH Mohamad | R3 | 3:0 |
| | | | | AUS | ROSE Wayne | R4 | 1:2 |
| | | | | CAN | CHIASSEON Pierre | | |



WORKERS' GYMNASIUM
北京工人体育馆
PALAIS OMNISPORTS DES OUVRIERS

BOXING
拳击 / BOXE

FRI 星期五 VEN
22 AUG 2008
13:30 - Afternoon

SESSION 21 - SEMIFINALS
比赛单元21 - 半决赛 / SESSION 21 - DEMI-FINALES



SESSION RESULTS
单元成绩公告 / RÉSULTATS DE SESSION

| Bout | Weight Category | Corner | Name | NOC Code | Winner | Result | Time / PTS / Decision |
|------|-----------------|--------------|----------------------|------------|--------------------|--------|-----------------------|
| 248 | Heavy 91 kg | RED | ACOSTA DUARTE Osmair | CUB | BLUE | PTS | 10:5 |
| | | BLUE | CHAKHKIEV Rakhim | RUS | | | |
| | | Referee: BOT | MOROKA Michael | Judge: GRE | KAOURIS Georgios | R1 | 1:1 |
| | | | | KOR | KIM Jae Bong | R2 | 1:2 |
| | | | | ARG | SERVIDE Roberto | R3 | 1:3 |
| | | | | TUN | BOUGHALMI Hassen | R4 | 2:4 |
| | | | | CHN | WANG Jiabo | | |
| 249 | Heavy 91 kg | RED | WILDER Deontay | USA | BLUE | PTS | 7:1 |
| | | BLUE | RUSSO Clemente | ITA | | | |
| | | Referee: TUN | BOUGHALMI Hassen | Judge: SYR | ZHRH Mohamad | R1 | 0:1 |
| | | | | CHN | LI Qingsheng | R2 | 0:0 |
| | | | | MDA | KAIGORODOV Anatoli | R3 | 0:3 |
| | | | | PHI | FORTALEZA Rogelio | R4 | 1:3 |
| | | | | COL | CARBONELL Armando | | |

| | | | | | | |
|----------------|-----|--------|---|-------|-----|---------|
| Legend: | PTS | Points | R | Round | RET | Retired |
|----------------|-----|--------|---|-------|-----|---------|



SESSION RESULTS
单元成绩公告 / RÉSULTATS DE SESSION

| Bout | Weight Category | Corner | Name | NOC Code | Winner | Result | Time / PTS / Decision |
|------|-----------------|--------------|------------------------|------------|----------------------|--------|-----------------------|
| 250 | Light Fly 48 kg | RED | BARNES Paddy | IRL | BLUE | PTS | 15:0 |
| | | BLUE | ZOU Shiming | CHN | | | |
| | | Referee: ARG | SERVIDE Roberto | Judge: AUS | ROSE Wayne | R1 | 0:2 |
| | | | | ITA | APA Enrico | R2 | 0:6 |
| | | | | CAN | CHIASSON Pierre | R3 | 0:3 |
| | | | | KOR | KIM Jae Bong | R4 | 0:4 |
| | | | | COL | CARBONELL Armando | | |
| 251 | Light Fly 48 kg | RED | PUREVDORJ Serdamba | MGL | RED | PTS | +8:8 |
| | | BLUE | HERNANDEZ G Yampier | CUB | | | |
| | | Referee: ESP | ALLOZA ROSA Francisco | Judge: FRA | LAINE Jean-Robert | R1 | 1:0 |
| | | | | UKR | KARAKULOV Mykola | R2 | 2:2 |
| | | | | SYR | ZHRH Mohamad | R3 | 3:5 |
| | | | | TUN | BOUGHALMI Hassen | R4 | 2:1 |
| | | | | CAN | CHIASSON Pierre | | |
| 252 | Bantam 54 kg | RED | LEON ALARCON Yankiel | CUB | RED | PTS | 7:5 |
| | | BLUE | JULIE Bruno | MRI | | | |
| | | Referee: UKR | KARAKULOV Mykola | Judge: KAZ | KASSYMKANOV Berikbol | R1 | 2:1 |
| | | | | HUN | DORKO Peter | R2 | 1:2 |
| | | | | CHN | WANG Jiabo | R3 | 1:0 |
| | | | | GBR | PHILLIPS William | R4 | 3:2 |
| | | | | THA | SOMCHAI Artit | | |
| 253 | Bantam 54 kg | RED | GOJAN Veaceslav | MDA | BLUE | PTS | 15:2 |
| | | BLUE | ENKHBAT Badar-Uugan | MGL | | | |
| | | Referee: CAN | CHIASSON Pierre | Judge: RUS | SUDAKOV Evgeny | R1 | 0:3 |
| | | | | USA | McNALLY James | R2 | 1:6 |
| | | | | BOT | MOROKA Michael | R3 | 1:2 |
| | | | | COL | CARBONELL Armando | R4 | 0:4 |
| | | | | CHN | LI Qingsheng | | |
| 254 | Light 60 kg | RED | JAVAKHYAN Hrachik | ARM | BLUE | PTS | 10:5 |
| | | BLUE | TISHCHENKO Alexey | RUS | | | |
| | | Referee: PHI | FORTALEZA Rogelio | Judge: SWE | NAESMAN Benny | R1 | 1:2 |
| | | | | THA | SOMCHAI Artit | R2 | 2:2 |
| | | | | ARG | SERVIDE Roberto | R3 | 1:4 |
| | | | | GEO | TIBUA Zurab | R4 | 1:2 |
| | | | | TUN | BOUGHALMI Hassen | | |
| 255 | Light 60 kg | RED | UGAS Yordenis | CUB | BLUE | PTS | 15:8 |
| | | BLUE | SOW Daouda | FRA | | | |
| | | Referee: AUS | ROSE Wayne | Judge: BOT | MOROKA Michael | R1 | 3:2 |
| | | | | GEO | TIBUA Zurab | R2 | 4:3 |
| | | | | SYR | ZHRH Mohamad | R3 | 0:4 |
| | | | | COL | CARBONELL Armando | R4 | 1:6 |
| | | | | KOR | KIM Jae Bong | | |
| 256 | Welter 69 kg | RED | BANTEAUX SUAREZ Carlos | CUB | RED | PTS | 17:4 |
| | | BLUE | HANATI Silamu | CHN | | | |
| | | Referee: RUS | SUDAKOV Evgeny | Judge: TUN | BOUGHALMI Hassen | R1 | 3:2 |
| | | | | MDA | KAIGORODOV Anatoli | R2 | 5:2 |
| | | | | PHI | FORTALEZA Rogelio | R3 | 6:0 |
| | | | | ARG | SERVIDE Roberto | R4 | 3:0 |
| | | | | BOT | MOROKA Michael | | |
| 257 | Welter 69 kg | RED | SARSEKBAYEV Bakhyt | KAZ | RED | PTS | 10:6 |
| | | BLUE | KIM Jungjoo | KOR | | | |
| | | Referee: ITA | APA Enrico | Judge: AUS | ROSE Wayne | R1 | 3:0 |
| | | | | MDA | KAIGORODOV Anatoli | R2 | 2:2 |
| | | | | CAN | CHIASSON Pierre | R3 | 2:3 |
| | | | | THA | SOMCHAI Artit | R4 | 3:1 |
| | | | | FRA | LAINE Jean-Robert | | |



WORKERS' GYMNASIUM
北京工人体育馆
PALAIS OMNISPORTS DES OUVRIERS

BOXING
拳击 / BOXE

FRI 星期五 VEN
22 AUG 2008
19:00 - Evening

SESSION 22 - SEMIFINALS
比赛单元22 - 半决赛 / SESSION 22 - DEMI-FINALES



SESSION RESULTS
单元成绩公告 / RÉSULTATS DE SESSION

| Bout | Weight Category | Corner | Name | NOC Code | Winner | Result | Time / PTS / Decision |
|------|--------------------|--------------|-----------------------|------------|-----------------------|--------|-----------------------|
| 258 | Light Heavy 81 kg | RED | JEFFRIES Tony | GBR | | | |
| | | BLUE | EGAN Kenny | IRL | BLUE | PTS | 10:3 |
| | | Referee: CUB | PONCE Juan | Judge: SYR | ZHRH Mohamad | R1 | 1:1 |
| | | | | CHN | LI Qingsheng | R2 | 0:3 |
| | | | | RUS | SUDAKOV Evgeny | R3 | 0:4 |
| | | | | SWE | NAESMAN Benny | R4 | 2:2 |
| | | | | COL | CARBONELL Armando | | |
| 259 | Light Heavy 81 kg | RED | ZHANG Xiaoping | CHN | | | |
| | | BLUE | SHYNALIYEV Yerkebulan | KAZ | RED | PTS | +4:4 |
| | | Referee: FRA | LAINÉ Jean-Robert | Judge: GEO | TIBUA Zurab | R1 | 1:2 |
| | | | | THA | SOMCHAI Artit | R2 | 1:1 |
| | | | | SYR | ZHRH Mohamad | R3 | 1:0 |
| | | | | ESP | ALLOZA ROSA Francisco | R4 | 1:1 |
| | | | | USA | McNALLY James | | |
| 260 | Super Heavy +91 kg | RED | GLAZKOV Vyacheslav | UKR | | | |
| | | BLUE | ZHANG Zhilei | CHN | BLUE | WO | |
| | | Referee: RSA | BARNARD Johan | Judge: CAN | CHIASSON Pierre | | |
| | | | | HUN | DORKO Peter | | |
| | | | | BOT | MOROKA Michael | | |
| | | | | AUS | ROSE Wayne | | |
| | | | | KAZ | KASSYMKANOV Berikbol | | |
| 261 | Super Heavy +91 kg | RED | CAMMARELLE Roberto | ITA | | | |
| | | BLUE | PRICE David | GBR | RED | RSCH | R2 1:11 |
| | | Referee: ARG | SERVIDE Roberto | Judge: CAN | CHIASSON Pierre | R1 | 5:0 |
| | | | | RUS | SUDAKOV Evgeny | R2 | 4:0 |
| | | | | GRE | KAOURIS Georgios | | |
| | | | | BOT | MOROKA Michael | | |
| | | | | CUB | PONCE Juan | | |

Legend:
PTS Points R Round RSCH Referee Stop Contest - Head blow WO Walkover



WORKERS' GYMNASIUM
北京工人体育馆
PALAIS OMNISPORTS DES OUVRIERS

BOXING
拳击 / BOXE

SAT 星期六 SAM
23 AUG 2008
19:00 - Evening

SESSION 23 - FINALS
比赛单元23 - 决赛轮 / SESSION 23 - FINALES



SESSION RESULTS
单元成绩公告 / RÉSULTATS DE SESSION

| Bout | Weight Category | Corner | Name | NOC Code | Winner | Result | Time / PTS / Decision |
|------|--------------------|--------------|--------------------------|------------|----------------------|--------|-----------------------|
| 262 | Fly 51 kg | RED | LAFFITA HERNANDEZ Andris | CUB | BLUE | PTS | 8:2 |
| | | BLUE | JONGJOHOR Somjit | THA | | | |
| | | Referee: GEO | TIBUA Zurab | Judge: BOT | MOROKA Michael | R1 | 0:2 |
| | | | | COL | CARBONELL Armando | R2 | 0:4 |
| | | | | UKR | KARAKULOV Mykola | R3 | 1:2 |
| | | | | FRA | LAINE Jean-Robert | R4 | 1:0 |
| | | | | CHN | WANG Jiabo | | |
| 263 | Feather 57 kg | RED | LOMACHENKO Vasyi | UKR | RED | RSC | R1 1:51 |
| | | BLUE | DJELKHIR Khedafi | FRA | | | |
| | | Referee: ARG | SERVIDE Roberto | Judge: KOR | KIM Jae Bong | R1 | 9:1 |
| | | | | MDA | KAIGORODOV Anatoli | | |
| | | | | USA | McNALLY James | | |
| | | | | CUB | PONCE Juan | | |
| | | | | POL | PODSIADLO Marek | | |
| 264 | Light Welter 64 kg | RED | BOONJUMNONG Manus | THA | BLUE | PTS | 12:4 |
| | | BLUE | DIAZ Felix | DOM | | | |
| | | Referee: ITA | APA Enrico | Judge: FRA | LAINE Jean-Robert | R1 | 1:2 |
| | | | | CHN | LI Qingsheng | R2 | 1:0 |
| | | | | RUS | SUDAKOV Evgeny | R3 | 1:8 |
| | | | | BOT | MOROKA Michael | R4 | 1:2 |
| | | | | CAN | CHIASSEON Pierre | | |
| 265 | Middle 75 kg | RED | DEGALE James | GBR | RED | PTS | 16:14 |
| | | BLUE | CORREA BAYEAUX Emilio | CUB | | | |
| | | Referee: KOR | KIM Jae Bong | Judge: ARG | SERVIDE Roberto | R1 | 6:1 |
| | | | | THA | SOMCHAI Artit | R2 | 4:3 |
| | | | | TUN | BOUGHALMI Hassen | R3 | 2:6 |
| | | | | KAZ | KASSYMKANOV Berikbol | R4 | 4:4 |
| | | | | SWE | NAESMAN Benny | | |
| 266 | Heavy 91 kg | RED | CHAKHKIEV Rakhim | RUS | RED | PTS | 4:2 |
| | | BLUE | RUSSO Clemente | ITA | | | |
| | | Referee: SYR | ZHRH Mohamad | Judge: MDA | KAIGORODOV Anatoli | R1 | 1:0 |
| | | | | TUN | BOUGHALMI Hassen | R2 | 1:2 |
| | | | | GBR | PHILLIPS William | R3 | 0:0 |
| | | | | PHI | FORTALEZA Rogelio | R4 | 2:0 |
| | | | | CAN | CHIASSEON Pierre | | |

Legend:
PTS Points R Round RSC Referee Stop Contest



SESSION RESULTS
单元成绩公告 / RÉSULTATS DE SESSION

| Bout | Weight Category | Corner | Name | NOC Code | Winner | Result | Time / PTS / Decision |
|------|--------------------|--------------|------------------------|------------|-----------------------|--------|-----------------------|
| 267 | Light Fly 48 kg | RED | ZOU Shiming | CHN | RED | RET | R2 0:19 |
| | | BLUE | PUREVDORJ Serdamba | MGL | | | |
| | | Referee: CUB | PONCE Juan | Judge: THA | SOMCHAI Artit | R1 | 1:0 |
| | | | | USA | McNALLY James | R2 | 0:0 |
| | | | | HUN | DORKO Peter | | |
| | | | | GRE | KAOURIS Georgios | | |
| | | | | ESP | ALLOZA ROSA Francisco | | |
| 268 | Bantam 54 kg | RED | LEON ALARCON Yankiel | CUB | BLUE | PTS | 16:5 |
| | | BLUE | ENKHBAT Badar-Uugan | MGL | | | |
| | | Referee: UKR | KARAKULOV Mykola | Judge: TUN | BOUGHALMI Hassen | R1 | 1:4 |
| | | | | CHN | WANG Jiabo | R2 | 4:4 |
| | | | | MDA | KAIGORODOV Anatoli | R3 | 0:4 |
| | | | | SWE | NAESMAN Benny | R4 | 0:4 |
| | | | | COL | CARBONELL Armando | | |
| 269 | Light 60 kg | RED | TISHCHENKO Alexey | RUS | RED | PTS | 11:9 |
| | | BLUE | SOW Daouda | FRA | | | |
| | | Referee: CHN | LI Qingsheng | Judge: BOT | MOROKA Michael | R1 | 3:2 |
| | | | | AUS | ROSE Wayne | R2 | 4:2 |
| | | | | ARG | SERVIDE Roberto | R3 | 3:4 |
| | | | | SYR | ZHRH Mohamad | R4 | 1:1 |
| | | | | KOR | KIM Jae Bong | | |
| 270 | Welter 69 kg | RED | BANTEAUX SUAREZ Carlos | CUB | BLUE | PTS | 18:9 |
| | | BLUE | SARSEKBAYEV Bakhyt | KAZ | | | |
| | | Referee: FRA | LAINÉ Jean-Robert | Judge: TUN | BOUGHALMI Hassen | R1 | 1:0 |
| | | | | POL | PODSIADLO Marek | R2 | 1:7 |
| | | | | GBR | PHILLIPS William | R3 | 5:7 |
| | | | | CHN | LI Qingsheng | R4 | 2:4 |
| | | | | CAN | CHIASSON Pierre | | |
| 271 | Light Heavy 81 kg | RED | EGAN Kenny | IRL | BLUE | PTS | 11:7 |
| | | BLUE | ZHANG Xiaoping | CHN | | | |
| | | Referee: RUS | SUDAKOV Evgeny | Judge: KAZ | KASSYMKANOV Berikbol | R1 | 0:2 |
| | | | | HUN | DORKO Peter | R2 | 3:3 |
| | | | | THA | SOMCHAI Artit | R3 | 2:2 |
| | | | | ITA | APA Enrico | R4 | 2:4 |
| | | | | CUB | PONCE Juan | | |
| 272 | Super Heavy +91 kg | RED | ZHANG Zhilei | CHN | BLUE | RSCH | R4 0:19 |
| | | BLUE | CAMMARELLE Roberto | ITA | | | |
| | | Referee: MDA | KAIGORODOV Anatoli | Judge: SYR | ZHRH Mohamad | R1 | 1:6 |
| | | | | GEO | TIBUA Zurab | R2 | 2:5 |
| | | | | GBR | PHILLIPS William | R3 | 1:2 |
| | | | | PHI | FORTALEZA Rogelio | R4 | 0:1 |
| | | | | BOT | MOROKA Michael | | |

Legend: PTS Points R Round RET Retired RSCH Referee Stop Contest - Head blow



TOURNAMENT STATISTICS As of 24 AUG 2008
 比赛获胜方式统计 / STATISTIQUES DES TOURNOIS

| Weight Category | PTS | RSC | RSCOS | RSCI | RSCH | KO | JURY | RET | WO | NC | DSQ | BDSQ |
|-----------------|---------------------|------------------|------------------|------------------|------------------|------------------|------|------------------|------------------|----|------------------|------|
| 48 kg | 26 92.9% | 1 3.6% | | | | | | 1 3.6% | | | | |
| 51 kg | 25 96.2% | | | | | | | 1 3.8% | | | | |
| 54 kg | 25 96.2% | | | 1 3.8% | | | | | | | | |
| 57 kg | 25 92.6% | 1 3.7% | | | | | | 1 3.7% | | | | |
| 60 kg | 25 96.2% | | | | | | | | 1 3.8% | | | |
| 64 kg | 26 96.3% | | | | | 1 3.7% | | | | | | |
| 69 kg | 27 96.4% | | | 1 3.6% | | | | | | | | |
| 75 kg | 25 92.6% | | | 1 3.7% | 1 3.7% | | | | | | | |
| 81 kg | 22 81.5% | 1 3.7% | 1 3.7% | | 2 7.4% | | | | | | 1 3.7% | |
| 91 kg | 15 100.0% | | | | | | | | | | | |
| +91 kg | 9 60.0% | 2 13.3% | | 1 6.7% | 2 13.3% | | | | 1 6.7% | | | |
| TOTAL | 250 91.9% | 5 1.8% | 1 0.4% | 4 1.5% | 5 1.8% | 1 0.4% | | 3 1.1% | 2 0.7% | | 1 0.4% | |

| | | | | | | | | | | | | |
|----------------|--------------------------------|--|--|--------------|--------------------------------|--|--|-------------|----------------------------------|--|--|--|
| Legend: | | | | | | | | | | | | |
| BDSQ | Both Disqualified | | | DSQ | Disqualified | | | JURY | Result determined by Jury votes | | | |
| KO | Knockout | | | NC | No Contest | | | PTS | Points | | | |
| RET | Retired | | | RSC | Referee Stop Contest | | | RSCH | Referee Stop Contest - Head blow | | | |
| RSCI | Referee Stop Contest - Injured | | | RSCOS | Referee Stop Contest Outscored | | | WO | Walkover | | | |

Medallists by Weight Category



AFTER 11 OF 11 EVENTS / AS OF 24 AUG 2008

Boxing

GO!

| Event | Date | Medal | Name | NOC |
|----------------------------------|------------|--------|---|--------------------------|
| <u>Men's Fly (51kg)</u> | SAT 23 AUG | GOLD | <u>JONGJOHOR Somjit</u> | <u>THA</u> |
| | | SILVER | <u>LAFFITA HERNANDEZ Andris</u> | <u>CUB</u> |
| | | BRONZE | <u>PICARDI Vincenzo</u> <u>BALAKSHIN Georgy</u> | <u>ITA</u> <u>RUS</u> |
| <u>Men's Feather (57kg)</u> | SAT 23 AUG | GOLD | <u>LOMACHENKO Vasyi</u> | <u>UKR</u> |
| | | SILVER | <u>DJELKHIR Khedafi</u> | <u>FRA</u> |
| | | BRONZE | <u>KILIC Yakup</u> <u>IMRANOV Shahin</u> | <u>TUR</u> <u>AZE</u> |
| <u>Men's Light Welter (64kg)</u> | SAT 23 AUG | GOLD | <u>DIAZ Felix</u> | <u>DOM</u> |
| | | SILVER | <u>BOONJUMNONG Manus</u> | <u>THA</u> |
| | | BRONZE | <u>VASTINE Alexis</u> <u>IGLESIAS SOTOLONGO Roniel</u> | <u>FRA</u> <u>CUB</u> |
| <u>Men's Middle (75kg)</u> | SAT 23 AUG | GOLD | <u>DEGALÉ James</u> | <u>GBR</u> |
| | | SILVER | <u>CORREA BAYEAUX Emilio</u> | <u>CUB</u> |
| | | BRONZE | <u>SUTHERLAND Darren John</u> <u>KUMAR Vijender</u> | <u>IRL</u> <u>IND</u> |
| <u>Men's Heavy (91kg)</u> | SAT 23 AUG | GOLD | <u>CHAKHKIEV Rakhim</u> | <u>RUS</u> |
| | | SILVER | <u>RUSSO Clemente</u> | <u>ITA</u> |
| | | BRONZE | <u>ACOSTA DUARTE Osmair</u> <u>WILDER Deontay</u> | <u>CUB</u> <u>USA</u> |
| <u>Men's Light Fly (48kg)</u> | SUN 24 AUG | GOLD | <u>ZOU Shiming</u> | <u>CHN</u> |
| | | SILVER | <u>PUREVDORJ Serdamba</u> | <u>MGL</u> |
| | | BRONZE | <u>BARNES Paddy</u> <u>HERNANDEZ G Yampier</u> | <u>IRL</u> <u>CUB</u> |
| <u>Men's Bantam (54kg)</u> | SUN 24 AUG | GOLD | <u>ENKHBAT Badar-Uugan</u> | <u>MGL</u> |
| | | SILVER | <u>LEON ALARCON Yankiel</u> | <u>CUB</u> |
| | | BRONZE | <u>GOJAN Veaceslav</u> <u>JULIE Bruno</u> | <u>MDA</u> <u>MRI</u> |
| <u>Men's Light (60kg)</u> | SUN 24 AUG | GOLD | <u>TISHCHENKO Alexey</u> | <u>RUS</u> |
| | | SILVER | <u>SOW Daouda</u> | <u>FRA</u> |
| | | BRONZE | <u>JAVAKHYAN Hrachik</u> <u>UGAS Yordenis</u> | <u>ARM</u> <u>CUB</u> |
| <u>Men's Welter (69kg)</u> | SUN 24 AUG | GOLD | <u>SARSEKBAYEV Bakhyt</u> | <u>KAZ</u> |
| | | SILVER | <u>BANTEAUX SUAREZ Carlos</u> | <u>CUB</u> |
| | | BRONZE | <u>KIM Jungjoo</u> <u>HANATI Silamu</u> | <u>KOR</u> <u>CHN</u> |
| <u>Men's Light Heavy (81kg)</u> | SUN 24 AUG | GOLD | <u>ZHANG Xiaoping</u> | <u>CHN</u> |
| | | SILVER | <u>EGAN Kenny</u> | <u>IRL</u> |
| | | BRONZE | <u>SHYNALIYEV Yerkebulan</u> <u>JEFFRIES Tony</u> | <u>KAZ</u> <u>GBR</u> |
| <u>Men's Super Heavy (+91kg)</u> | SUN 24 AUG | GOLD | <u>CAMMARELLE Roberto</u> | <u>ITA</u> |
| | | SILVER | <u>ZHANG Zhilei</u> | <u>CHN</u> |
| | | BRONZE | <u>PRICE David</u> <u>GLAZKOV Vyacheslav</u> | <u>GBR</u> <u>UKR</u> |



MEDAL STANDINGS As of 24 AUG 2008
奖牌榜 / CLASSEMENT DES MÉDAILLES

AFTER 11 OF 11 EVENTS

| Rank | NOC | Gold | Silver | Bronze | Total | Rank by Total |
|---------------|--------------------------|-----------|-----------|-----------|-----------|---------------|
| 1 | CHN - China | 2 | 1 | 1 | 4 | 2 |
| 2 | RUS - Russian Fed. | 2 | | 1 | 3 | =3 |
| 3 | ITA - Italy | 1 | 1 | 1 | 3 | =3 |
| 4 | MGL - Mongolia | 1 | 1 | | 2 | =8 |
| 4 | THA - Thailand | 1 | 1 | | 2 | =8 |
| 6 | GBR - Great Britain | 1 | | 2 | 3 | =3 |
| 7 | KAZ - Kazakhstan | 1 | | 1 | 2 | =8 |
| 7 | UKR - Ukraine | 1 | | 1 | 2 | =8 |
| 9 | DOM - Dominican Republic | 1 | | | 1 | =12 |
| 10 | CUB - Cuba | | 4 | 4 | 8 | 1 |
| 11 | FRA - France | | 2 | 1 | 3 | =3 |
| 12 | IRL - Ireland | | 1 | 2 | 3 | =3 |
| 13 | ARM - Armenia | | | 1 | 1 | =12 |
| 13 | AZE - Azerbaijan | | | 1 | 1 | =12 |
| 13 | IND - India | | | 1 | 1 | =12 |
| 13 | KOR - Korea | | | 1 | 1 | =12 |
| 13 | MDA - Moldova | | | 1 | 1 | =12 |
| 13 | MRI - Mauritius | | | 1 | 1 | =12 |
| 13 | TUR - Turkey | | | 1 | 1 | =12 |
| 13 | USA - United States | | | 1 | 1 | =12 |
| Total: | | 11 | 11 | 22 | 44 | |

Legend:

= Equal sign indicates that two or more NOCs share the same rank by total



BOXING
拳击 / BOXE



OFFICIAL COMMUNICATION

官方通告 / COMMUNICATION OFFICIELLE

Item: 6

**Best Boxer
Best Boxer of the Olympic Games Beijing 2008**

The Best Boxer of the Olympic tournament is LOMACHENKO Vasyl representing Ukraine in the weight-category Feather 57 kg. He is the winner of the Val Barker Trophy at the 2008 Olympic Games.

Issued by: AIBA
Time: 17:00
Date: 24 AUG 2008

This decision affects:

| | |
|----------|-------------------------------------|
| RESULTS | <input type="checkbox"/> |
| SCHEDULE | <input type="checkbox"/> |
| OTHER | <input checked="" type="checkbox"/> |

Note:





Canoe/Kayak Flat water

18-23 August

OFFICIAL RESULTS BOOK





ENTRY LIST BY NOC As of 17 AUG 2008
 NOC报名表 / LISTE DES INSCRITS PAR CNO

| NOC | Name | Bib Number | Event Code | Date of Birth |
|------------------------|-------------------------|------------|-------------------------|---------------|
| ANG- Angola | PACAVIRA Fortunato Luis | 1 | C1 1000m M C1 500m M | 27 JUL 1978 |
| ARG- Argentina | CORREA Miguel Antonio | 2 | K1 1000m M K1 500m M | 11 OCT 1983 |
| | FONTANINI Estefania | 3 | K1 500m W | 14 FEB 1988 |
| AUS - Australia | CLEAR Jacob | 4 | K2 500m M | 18 JAN 1985 |
| | LACHMANN Torsten | 6 | C1 1000m M C1 500m M | 29 APR 1982 |
| | ROBINSON Clint | 9 | K2 500m M K4 1000m M | 27 JUL 1972 |
| | SCHUMACHER Tony | 10 | K4 1000m M | 19 NOV 1976 |
| | SMITH David | 11 | K4 1000m M | 13 FEB 1987 |
| | SMITH Tate | 14 | K4 1000m M | 18 NOV 1981 |
| | WALLACE Ken | 12 | K1 1000m M K1 500m M | 26 JUL 1983 |
| | DAVIS Hannah | 13 | K2 500m W K4 500m W | 11 AUG 1985 |
| | FOGARTY Lyndsie | 5 | K2 500m W K4 500m W | 17 APR 1984 |
| | MEEK Chantal | 7 | K1 500m W K4 500m W | 19 DEC 1978 |
| | OLDENHOF Lisa | 8 | K4 500m W | 26 MAR 1980 |
| AUT - Austria | SCHURING Yvonne | 15 | K2 500m W | 04 JAN 1978 |
| | SCHWARZ Viktoria | 16 | K2 500m W | 02 JUL 1985 |
| BEL - Belgium | de BONT Kevin | 18 | K2 1000m M | 18 FEB 1987 |
| | MAESEN Bob | 17 | K2 1000m M | 24 MAY 1976 |
| BLR - Belarus | ABALMASAU Aliaksei | 24 | K4 1000m M | 20 JUN 1980 |
| | BAHDANOVICH Aliaksandr | 19 | C2 1000m M C2 500m M | 29 APR 1982 |
| | BAHDANOVICH Andrei | 21 | C2 1000m M C2 500m M | 15 OCT 1987 |
| | LITVINCHUK Artur | 25 | K4 1000m M | 04 JAN 1988 |
| | MAKHNEU Vadzim | 22 | K2 500m M K4 1000m M | 21 DEC 1979 |
| | PIATRUSHENKA Raman | 23 | K2 500m M K4 1000m M | 25 DEC 1980 |
| | ZHUKOVSKI Aliaksandr | 26 | C1 1000m M C1 500m M | 06 OCT 1979 |
| | FEDAROVICH Tatsiana | 20 | K1 500m W | 20 APR 1982 |
| BRA - Brazil | JESUS Nivalter | 27 | C1 1000m M C1 500m M | 17 SEP 1987 |
| BUL - Bulgaria | ALIEV Adnan | 28 | C2 1000m M C2 500m M | 14 NOV 1983 |
| | GEORGIEV Deyan | 29 | C2 1000m M C2 500m M | 28 FEB 1984 |



ENTRY LIST BY NOC As of 17 AUG 2008
 NOC报名名单 / LISTE DES INSCRITS PAR CNO

| NOC | Name | Bib Number | Event Code | Date of Birth |
|--|------------------------------|------------|-------------------------|---------------|
| CAN - Canada | | | | |
| | BEAUCHESNE-SEVIGNY G. | 31 | C2 1000m M C2 500m M | 11 DEC 1984 |
| | CUTHBERT Ryan | 33 | K2 1000m M | 13 DEC 1979 |
| | DOBER Richard Jr | 34 | K2 500m M | 21 JAN 1981 |
| | HALL Thomas | 38 | C1 1000m M | 21 FEB 1982 |
| | HILL Rhys | 39 | K4 1000m M | 08 FEB 1986 |
| | JOENS Steven | 40 | K2 1000m M | 05 OCT 1981 |
| | MORTIMER Angus | 41 | K4 1000m M | 04 SEP 1985 |
| | OLDERSHAW Mark | 42 | C1 500m M | 07 FEB 1983 |
| | PELLINI Chris | 43 | K4 1000m M | 10 FEB 1984 |
| | REARDON Brady | 44 | K4 1000m M | 03 JAN 1986 |
| | RUSSELL Andrew | 45 | C2 1000m M C2 500m M | 26 JAN 1983 |
| | van KOEVERDEN Adam | 46 | K1 1000m M K1 500m M | 29 JAN 1982 |
| | WILLOWS Andrew | 47 | K2 500m M | 10 FEB 1980 |
| | BARRE Mylanie | 30 | K2 500m W | 25 JUL 1979 |
| | BEAUCHESNE-SEVIGNY Genevieve | 32 | K4 500m W | 23 APR 1986 |
| | FOURNEL Emilie | 35 | K4 500m W | 26 OCT 1986 |
| | FURNEAUX Karen | 36 | K1 500m W K4 500m W | 23 DEC 1976 |
| | GAUTHIER Kristin Ann | 37 | K2 500m W K4 500m W | 16 FEB 1981 |
| CHN - Peoples Republic of China | | | | |
| | CHEN Zhongyun | 63 | C2 1000m M | 27 JAN 1973 |
| | HUANG Zhipeng | 62 | K2 1000m M K2 500m M | 27 MAR 1984 |
| | LI Qiang | 51 | C1 500m M | 04 JAN 1989 |
| | LI Zhen | 64 | K4 1000m M | 26 FEB 1985 |
| | LIN Miao | 56 | K4 1000m M | 09 APR 1986 |
| | LIU Haitao | 65 | K4 1000m M | 18 JAN 1983 |
| | MENG Guanliang | 53 | C2 500m M | 24 JAN 1977 |
| | PAN Yao | 61 | K1 1000m M K1 500m M | 27 MAR 1989 |
| | SHEN Jie | 55 | K2 1000m M K2 500m M | 27 OCT 1986 |
| | YANG Wenjun | 54 | C2 500m M | 25 DEC 1983 |
| | ZHANG Zhiwu | 52 | C2 1000m M | 25 NOV 1989 |
| | ZHOU Peng | 60 | K4 1000m M | 12 SEP 1983 |
| | LIANG Peixing | 49 | K4 500m W | 08 DEC 1991 |
| | WANG Feng | 59 | K2 500m W | 14 NOV 1985 |
| | XU Linbei | 58 | K2 500m W | 19 NOV 1983 |
| | XU Yaping | 50 | K4 500m W | 20 JAN 1982 |
| | YU Lamei | 48 | K4 500m W | 15 JAN 1983 |
| | ZHONG Hongyan | 57 | K1 500m W K4 500m W | 29 NOV 1978 |
| CIV - Cote d'Ivoire | | | | |
| | ABIA Koutoua Francis | 66 | K1 1000m M K1 500m M | 13 AUG 1965 |
| CRO - Croatia | | | | |
| | JANIC Stjepan | 67 | K1 1000m M K1 500m M | 24 NOV 1980 |



ENTRY LIST BY NOC As of 17 AUG 2008
 NOC报名表 / LISTE DES INSCRITS PAR CNO

| NOC | Name | Bib Number | Event Code | Date of Birth |
|-----------------------------|------------------------|------------|-------------------------|---------------|
| CUB - Cuba | AGUILAR Karel | 70 | C2 1000m M C2 500m M | 05 APR 1980 |
| | GARCIA Jorge | 69 | K1 1000m M K1 500m M | 14 JAN 1988 |
| | PRUNA Aldo | 68 | C1 1000m M C1 500m M | 12 MAY 1983 |
| | TORRES Serguey | 71 | C2 1000m M C2 500m M | 20 JAN 1987 |
| CZE - Czech Republic | BLAHOVA Jana | 72 | K2 500m W | 22 NOV 1984 |
| | MRUZKOVA Michala | 73 | K2 500m W | 19 OCT 1979 |
| DEN - Denmark | BLEIBACH Kasper | 74 | K1 500m M | 01 MAR 1984 |
| | KNUDSEN Kim Wraae | 75 | K2 1000m M K2 500m M | 19 SEP 1977 |
| | POULSEN Rene Holten | 76 | K2 1000m M K2 500m M | 28 NOV 1988 |
| | HANSEN Henriette Engel | 77 | K1 500m W | 15 APR 1982 |
| ESP - Spain | CAL David | 81 | C1 1000m M C1 500m M | 10 OCT 1982 |
| | CRAVIOTTO Saul | 80 | K2 500m M | 03 NOV 1984 |
| | PEREZ Carlos | 84 | K2 500m M | 12 APR 1979 |
| | MANCHON Beatriz | 79 | K2 500m W K4 500m W | 29 MAY 1976 |
| | MOLANES Sonia | 83 | K2 500m W K4 500m W | 28 MAY 1980 |
| | PORTELA Maria Teresa | 82 | K1 500m W K4 500m W | 05 MAY 1982 |
| | SMIDAKOVA Jana | 78 | K4 500m W | 06 NOV 1983 |
| FIN - Finland | HOKAJARVI Mika | 85 | K2 1000m M K2 500m M | 06 FEB 1987 |
| | MIKKONEN Kalle | 87 | K2 1000m M K2 500m M | 18 JUN 1976 |
| | MIKKONEN Jenni | 86 | K2 500m W | 24 FEB 1980 |
| | RIKALA Anne | 88 | K1 500m W K2 500m W | 20 FEB 1977 |
| FRA - France | CARRE Cyrille | 90 | K2 1000m M | 11 MAY 1984 |
| | COLIN Philippe | 89 | K2 1000m M | 14 SEP 1979 |
| | GOUBEL Mathieu | 94 | C1 1000m M C1 500m M | 03 APR 1980 |
| | HEMONIC Bertrand | 93 | C2 1000m M C2 500m M | 23 NOV 1979 |
| | HYBOIS Arnaud | 97 | K1 500m M | 26 JAN 1982 |
| | JOUVE Sebastien | 95 | K2 500m M | 08 DEC 1982 |
| | LECRUBIER Vincent | 91 | K2 500m M | 20 SEP 1986 |
| | TCHAMBA William | 98 | C2 1000m M C2 500m M | 11 JUN 1984 |
| | DELATTRE Marie | 92 | K2 500m W | 04 MAR 1981 |
| | VIARD Anne-Laure | 96 | K2 500m W | 07 JUN 1981 |



ENTRY LIST BY NOC As of 17 AUG 2008
 NOC报名名单 / LISTE DES INSCRITS PAR CNO

| NOC | Name | Bib Number | Event Code | Date of Birth | |
|---------------------------|------------------------|----------------------|-------------------------|-------------------------|-------------|
| GBR- Great Britain | BRABANTS Tim | 99 | K1 1000m M K1 500m M | 23 JAN 1977 | |
| | HEMMINGS Anna | 100 | K2 500m W | 19 DEC 1976 | |
| | WAINWRIGHT Lucy | 101 | K1 500m W | 05 MAY 1978 | |
| | WALKER Jessica | 102 | K2 500m W | 24 JUN 1990 | |
| GER- Germany | ALTEPOST Lutz | 116 | K4 1000m M | 06 OCT 1981 | |
| | BROCKL Norman | 112 | K4 1000m M | 22 AUG 1986 | |
| | DITTMER Andreas | 104 | C1 1000m M C1 500m M | 16 APR 1972 | |
| | ECKBRETT Torsten | 119 | K4 1000m M | 13 APR 1984 | |
| | EMS Jonas | 108 | K1 500m M | 26 AUG 1986 | |
| | GILLE Christian | 107 | C2 1000m M C2 500m M | 06 JAN 1976 | |
| | GOLDSCHMIDT Bjorn | 109 | K4 1000m M | 03 DEC 1979 | |
| | HOFF Max | 111 | K1 1000m M | 12 SEP 1982 | |
| | HOLLSTEIN Martin | 118 | K2 1000m M | 02 APR 1987 | |
| | IHLE Andreas | 114 | K2 1000m M | 02 JUN 1979 | |
| | RAUHE Ronald | 117 | K2 500m M | 03 OCT 1981 | |
| | WIESKOTTER Tim | 106 | K2 500m M | 12 MAR 1979 | |
| | WYLENZEK Thomasz | 105 | C2 1000m M C2 500m M | 09 JAN 1983 | |
| | FISCHER Fanny | 110 | K2 500m W K4 500m W | 07 SEP 1986 | |
| | LEONHARDT Carolin | 115 | K4 500m W | 22 NOV 1984 | |
| | REINHARDT Nicole | 113 | K2 500m W K4 500m W | 02 JAN 1986 | |
| | WAGNER-AUGUSTIN Katrin | 103 | K1 500m W K4 500m W | 13 OCT 1977 | |
| | GRE- Greece | KILIGKARIDIS Andreas | 120 | C1 1000m M C1 500m M | 05 AUG 1976 |
| | | | | | |
| GUM- Guam | PANGELINAN Sean | 244 | C1 1000m M C1 500m M | 11 MAR 1987 | |
| | | | | | |



ENTRY LIST BY NOC As of 17 AUG 2008
 NOC报名名单 / LISTE DES INSCRITS PAR CNO

| NOC | Name | Bib Number | Event Code | Date of Birth |
|----------------------|-----------------------|------------|------------|---------------|
| HUN - Hungary | | | | |
| | BEE Istvan | 122 | K4 1000m M | 04 JUL 1972 |
| | BENKO Zoltan | 123 | K1 1000m M | 13 JUN 1983 |
| | BOZSIK Gabor | 124 | K4 1000m M | 26 OCT 1981 |
| | KAMMERER Zoltan | 126 | K2 1000m M | 10 MAR 1978 |
| | | | K2 500m M | |
| | KISS Tamas | 121 | C2 1000m M | 09 MAY 1987 |
| | KOZMANN Gyorgy | 129 | C2 1000m M | 23 MAR 1978 |
| | KUCSERA Gabor | 130 | K2 1000m M | 27 AUG 1982 |
| | | | K2 500m M | |
| | SAFRAN Matyas | 131 | C2 500m M | 23 JAN 1986 |
| | SAFRAN Mihaly Zoltan | 132 | C2 500m M | 21 MAR 1985 |
| | SIK Marton | 133 | K4 1000m M | 28 JAN 1984 |
| | VAJDA Attila Sandor | 135 | C1 1000m M | 17 MAR 1983 |
| | | | C1 500m M | |
| | VERECKEI Akos | 136 | K1 500m M | 26 AUG 1977 |
| | | | K4 1000m M | |
| | JANIC Natasa | 125 | K2 500m W | 24 JUN 1982 |
| | | | K4 500m W | |
| | KOVACS Katalin | 127 | K1 500m W | 29 FEB 1976 |
| | | | K2 500m W | |
| | | | K4 500m W | |
| | KOZAK Danuta | 128 | K4 500m W | 11 JAN 1987 |
| | SZABO Gabriella Timea | 134 | K4 500m W | 14 AUG 1986 |
| ISR - Israel | | | | |
| | KOLGANOV Michael | 137 | K1 1000m M | 24 OCT 1974 |
| | | | K1 500m M | |
| ITA - Italy | | | | |
| | BENEDINI Franco | 147 | K4 1000m M | 07 JUN 1978 |
| | FACCHIN Andrea | 138 | K2 1000m M | 20 SEP 1978 |
| | | | K2 500m M | |
| | PIEMONTE Luca | 139 | K4 1000m M | 11 NOV 1978 |
| | RICCHETTI Alberto | 140 | K4 1000m M | 26 MAY 1985 |
| | ROSSI Antonio | 146 | K4 1000m M | 19 DEC 1968 |
| | SCADUTO Antonio M. | 141 | K2 1000m M | 01 DEC 1977 |
| | | | K2 500m M | |
| | ZERIAL Michele | 144 | K1 500m M | 09 MAR 1987 |
| | CICALI Stefania | 145 | K2 500m W | 20 OCT 1987 |
| | | | K4 500m W | |
| | FAGIOLI Alice | 142 | K4 500m W | 11 JUN 1980 |
| | GALOTTO Alessandra | 143 | K4 500m W | 28 SEP 1983 |
| | IDEM Josefa | 149 | K1 500m W | 23 SEP 1964 |
| | SGROI Fabiana | 148 | K2 500m W | 13 MAY 1981 |
| | | | K4 500m W | |
| JPN - Japan | | | | |
| | KITAMOTO Shinobu | 150 | K2 500m W | 01 FEB 1977 |
| | | | K4 500m W | |
| | KUNO Ayaka | 153 | K1 500m W | 08 DEC 1987 |
| | | | K4 500m W | |
| | SUZUKI Yumiko | 152 | K4 500m W | 13 JAN 1976 |
| | TAKEYA Mikiko | 151 | K2 500m W | 19 JUN 1980 |
| | | | K4 500m W | |



ENTRY LIST BY NOC As of 17 AUG 2008
 NOC报名表 / LISTE DES INSCRITS PAR CNO

| NOC | Name | Bib Number | Event Code | Date of Birth |
|-------------------------------|-------------------------|------------|------------|---------------|
| KAZ - Kazhakstan | | | | |
| | DERGUNOV Alexey | 156 | K1 500m M | 16 SEP 1984 |
| | DYADCHUK Alexandr | 157 | C2 500m M | 05 FEB 1983 |
| | KALTENBERGER Dmitriy | 155 | K2 500m M | 18 APR 1976 |
| | NURMAGANBETOV Kaisar | 159 | C2 500m M | 05 AUG 1977 |
| | TORLOPOV Dmitriy | 154 | K1 1000m M | 12 AUG 1977 |
| | | | K2 500m M | |
| | YEMELYANOV Mikhail | 158 | C1 1000m M | 05 APR 1991 |
| | | | C1 500m M | |
| KOR- Republic of Korea | | | | |
| | LEE Soonja | 160 | K1 500m W | 23 MAY 1978 |
| LAT - Latvia | | | | |
| | EZMALIS Mikelis | 161 | C1 1000m M | 12 AUG 1990 |
| | | | C1 500m M | |
| | STRAUME Kristis | 163 | K2 1000m M | 13 MAY 1986 |
| | | | K2 500m M | |
| | ZALUPE Kristaps | 162 | K2 1000m M | 12 JUL 1976 |
| | | | K2 500m M | |
| LTU - Lithuania | | | | |
| | BALCIUNAS Egidijus | 164 | K2 500m M | 07 MAY 1975 |
| | DUONELA Alvydas | 165 | K2 500m M | 27 JUN 1976 |
| | GADEIKIS Tomas | 166 | C2 500m M | 30 JAN 1984 |
| | LABUCKAS Raimundas | 167 | C2 500m M | 09 FEB 1984 |
| MEX- Mexico | | | | |
| | CAMILO Dimas | 170 | C2 1000m M | 22 OCT 1989 |
| | | | C2 500m M | |
| | CORTINA Manuel | 169 | K1 1000m M | 21 JUL 1983 |
| | | | K1 500m M | |
| | CRISTOBAL Jose Everardo | 168 | C1 1000m M | 11 AUG 1986 |
| | | | C2 1000m M | |
| | | | C2 500m M | |
| MYA- Myanmar | | | | |
| | PHONE MYINT TAYZAR | 171 | K1 1000m M | 02 JUN 1978 |
| | | | K1 500m M | |
| NOR- Norway | | | | |
| | LARSEN Eirik Veraas | 172 | K1 1000m M | 26 MAR 1976 |
| | | | K1 500m M | |
| NZL - New Zealand | | | | |
| | FERGUSON Steven | 174 | K1 500m M | 08 MAY 1980 |
| | | | K2 1000m M | |
| | FOUHY Ben | 175 | K1 1000m M | 04 MAR 1979 |
| | WALKER Mike | 176 | K2 1000m M | 04 APR 1977 |
| | TAYLOR Erin | 173 | K1 500m W | 08 JUN 1987 |



ENTRY LIST BY NOC As of 17 AUG 2008
 NOC报名表 / LISTE DES INSCRITS PAR CNO

| NOC | Name | Bib Number | Event Code | Date of Birth |
|--------------------------------------|--------------------------|------------|------------|---------------|
| POL - Poland | | | | |
| | BARASZKIEWICZ Pawel | 177 | C1 500m M | 20 MAY 1977 |
| | | | C2 1000m M | |
| | BAUMANN Pawel | 178 | K4 1000m M | 11 JUN 1983 |
| | GRZYBOWSKI Marcin | 181 | C1 1000m M | 10 JAN 1979 |
| | JEDRASZKO Daniel | 182 | C2 500m M | 06 APR 1976 |
| | KUJAWSKI Mariusz | 185 | K2 1000m M | 17 NOV 1986 |
| | MENDELSKI Tomasz | 186 | K2 500m M | 21 MAY 1981 |
| | | | K4 1000m M | |
| | RYNKIEWICZ Roman | 188 | C2 500m M | 17 NOV 1981 |
| | SEROCZYNSKI Adam | 189 | K2 1000m M | 13 MAR 1974 |
| | TWARDOWSKI Marek | 190 | K1 500m M | 06 OCT 1979 |
| | | | K4 1000m M | |
| | TYSZYNSKI Wojciech | 191 | C2 1000m M | 12 DEC 1984 |
| | WYSOCKI Adam | 192 | K2 500m M | 23 DEC 1974 |
| | | | K4 1000m M | |
| | CHOJNACKA Malgorzata | 179 | K1 500m W | 17 FEB 1983 |
| | DZIENISZEWSKA Edyta | 180 | K4 500m W | 05 MAY 1986 |
| | KONIECZNA Aneta | 183 | K2 500m W | 11 MAY 1978 |
| | | | K4 500m W | |
| | KUCZKOWSKA Dorota | 184 | K4 500m W | 21 JUL 1979 |
| | MIKOLAJCZYK Beata | 187 | K2 500m W | 15 OCT 1985 |
| | | | K4 500m W | |
| POR- Portugal | | | | |
| | SILVA Emanuel | 195 | K1 1000m M | 04 DEC 1985 |
| | | | K1 500m M | |
| | GOMES Beatriz | 194 | K2 500m W | 31 DEC 1979 |
| | PORTELA Teresa | 193 | K1 500m W | 30 OCT 1987 |
| | RODRIGUES Helena | 196 | K2 500m W | 02 DEC 1984 |
| ROU- Romania | | | | |
| | CHIRILA Iosif | 199 | C2 500m M | 05 JAN 1983 |
| | CUCULICI Andrei | 197 | C2 500m M | 13 DEC 1983 |
| | FLOCEA Niculae | 200 | C2 1000m M | 05 JUN 1987 |
| | MIRONCIC Florin Georgian | 198 | C1 1000m M | 04 MAY 1981 |
| | | | C1 500m M | |
| | POPA Constantin Ciprian | 201 | C2 1000m M | 15 JUL 1980 |
| RSA- Republic of South Africa | | | | |
| | MOKOTO Calvin | 205 | C1 1000m M | 14 OCT 1988 |
| | | | C1 500m M | |
| | RUBENSTEIN Shaun | 207 | K1 1000m M | 05 NOV 1983 |
| | | | K1 500m M | |
| | ERAY Michele | 203 | K2 500m W | 05 MAY 1979 |
| | | | K4 500m W | |
| | HARTLEY Bridgitte | 206 | K2 500m W | 14 JUL 1983 |
| | HODSON Jennifer | 208 | K1 500m W | 12 SEP 1979 |
| | | | K4 500m W | |
| | JOYCE Carol | 204 | K4 500m W | 29 DEC 1981 |
| | MOCKE Nicola | 202 | K4 500m W | 14 OCT 1980 |



ENTRY LIST BY NOC As of 17 AUG 2008
 NOC报名名单 / LISTE DES INSCRITS PAR CNO

| NOC | Name | Bib Number | Event Code | Date of Birth |
|------------------------------------|-------------------------|------------|--------------------------|---------------|
| RUS - Russian Federation | | | | |
| | KOSTOGLIOD Alexander | 215 | C2 1000m M C2 500m M | 31 MAY 1974 |
| | MEDVEDEV Ilya | 213 | K4 1000m M | 18 NOV 1983 |
| | MELANTEV Victor | 217 | C1 1000m M | 02 JUN 1986 |
| | OPALEV Maxim | 214 | C1 500m M | 04 APR 1979 |
| | RYAKHOV Anton | 218 | K1 1000m M K1 500m M | 29 MAY 1980 |
| | SALAKHOV Evgeny | 212 | K4 1000m M | 25 JAN 1979 |
| | ULEGIN Sergey | 216 | C2 1000m M C2 500m M | 08 OCT 1977 |
| | VASILYEV Anton | 211 | K4 1000m M | 13 OCT 1983 |
| | VISHNYAKOV Konstantin | 210 | K4 1000m M | 06 MAR 1982 |
| | SALAKHOVA Yuliana | 209 | K1 500m W | 16 DEC 1984 |
| SAM- Samoa | | | | |
| | BERKING-WILLIAMS Rudolf | 219 | K1 1000m M K1 500m M | 30 AUG 1978 |
| SEN - Senegal | | | | |
| | FALL Assane Dame | 221 | K1 1000m M K1 500m M | 02 FEB 1984 |
| | BA Khathia | 220 | K1 500m W | 22 OCT 1990 |
| SEY - Seychelles | | | | |
| | LESPOIR Tony | 222 | K1 1000m M K1 500m M | 01 SEP 1976 |
| SLO - Slovenia | | | | |
| | ZUPANCIC REGENT Jernej | 224 | K1 1000m M | 18 MAY 1980 |
| | PONOMARENKO Spela | 223 | K1 500m W | 02 OCT 1981 |
| STP - Sao Tome and Principe | | | | |
| | GOMES da SILVA Alcino | 225 | K1 1000m M K1 500m M | 30 SEP 1990 |
| SVK - Slovakia | | | | |
| | OSTRCIL Marian | 228 | C1 1000m M C1 500m M | 15 OCT 1980 |
| | RISZDORFER Michal | 229 | K4 1000m M | 26 MAY 1977 |
| | RISZDORFER Richard | 230 | K4 1000m M | 17 MAR 1981 |
| | TARR Juraj | 231 | K4 1000m M | 18 FEB 1979 |
| | VLCEK Erik | 232 | K4 1000m M | 29 DEC 1981 |
| | KMETOVA Ivana | 226 | K2 500m W | 30 JAN 1985 |
| | KOHLLOVA Martina | 227 | K2 500m W | 16 NOV 1984 |
| SWE- Sweden | | | | |
| | GUSTAFSSON Anders | 235 | K1 500m M K2 1000m M | 07 APR 1979 |
| | OSCARSSON Markus | 234 | K1 1000m M K2 1000m M | 09 MAY 1977 |
| | PALDANIUS Sofia | 233 | K1 500m W | 16 MAR 1979 |
| UKR- Ukraine | | | | |
| | BEZUGLYY Sergiy | 241 | C2 500m M | 07 OCT 1984 |
| | CHEBAN Iurii | 236 | C1 1000m M C1 500m M | 05 JUL 1986 |
| | DZHALILOV Ruslan | 237 | C2 1000m M | 24 JAN 1982 |
| | KRUK Petro | 238 | C2 1000m M | 20 MAR 1985 |
| | PROKOPENKO Maksym | 239 | C2 500m M | 23 MAR 1984 |
| | OSYPENKO-RADOMSKA Inna | 240 | K1 500m W | 20 SEP 1982 |



ENTRY LIST BY NOC As of 17 AUG 2008
 NOC报名表单 / LISTE DES INSCRITS PAR CNO

| NOC | Name | Bib Number | Event Code | Date of Birth |
|---------------------------------------|------------------------|------------|-------------------------|---------------|
| USA - United States of America | ZUR Rami | 243 | K1 1000m M K1 500m M | 23 FEB 1977 |
| | JOHNSON Carrie | 242 | K1 500m W | 16 JAN 1984 |
| UZB - Uzbekistan | MENKOV Vadim | 245 | C1 1000m M C1 500m M | 12 FEB 1987 |
| | VEN - Venezuela | | | |
| | RAMOS Jose | 248 | K2 1000m M K2 500m M | 12 APR 1983 |
| | RODRIGUEZ Gabriel | 247 | K2 1000m M K2 500m M | 07 AUG 1979 |
| | SANCHEZ Zulmarys | 246 | K1 500m W | 24 APR 1987 |

Note: All corrections until the qualifications are available in INFO.

Legend:

| | | | | | | | |
|----|--------------|----|--------------|----|--------------|----|--------------|
| C1 | Canoe single | C2 | Canoe double | K1 | Kayak single | K2 | Kayak double |
| K4 | Kayak four | M | Men | W | Women | | |



**COMPETITION OFFICIALS
CANOE/KAYAK FLATWATER RACING**

As of 24 JUL 2008

| Fuction | Name | NOC |
|---|----------------------------------|------------|
| Jury: | | |
| President | FELDHOFF Ulrich | GER |
| Members | NARITA Shoken | JPN |
| | PERURENA Jose | ESP |
| | CONFORTI Francesco | ITA |
| | LIU Aijie | CHN |
| Technical Delegates | | |
| | VASKUTI Istvan | HUN |
| | SCHWERTNER Joao Tomasini | BRA |
| Competition Committee: | | |
| Chief Official | VASKUTI Istvan | HUN |
| Chief Judge | GARNER Frank | CAN |
| Deputy Chief Judge | FURUYA Toshikiko | JPN |
| International Technical Officials(ITOs): | | |
| Starters | SABLYKA Serguei | BLR |
| | STAHLSCHMIDT Gunter | GER |
| | DENES Gyorgy | HUN |
| Aligners | BAHRAMI Ferydoom | AUS |
| | KUZMIN Anatoliy | RUS |
| Finish Line Judge | CHARVATOVA Hana | CZE |
| | TOTH Gheorghe | ROU |
| | SANCHEZ Gina | USA |
| Time Keepers | BAUTISTA Gomzalez Blasquez Pedro | |
| | AMPER Dan | ISR |
| | LEHTINEN Risto | FIN |
| Boat Controllers | FARIAS Cecilia | AHO |
| | MARKTLER Harald | AUT |
| | MOULE Peter | GBR |
| | NOMIDIS Themistokilis | GRE |
| Medical Officer | MACKENZIE Donald | CAN |
| Course Umpires | LOUIS OYON Jean | FRA |
| | TARABUSI Sante | ITA |
| | BACHE-WIIG Jan | NOR |
| | PISZCZ Rafal | POL |
| | WITHERDEN Alan | RSA |
| Boat Control Assistant | RAUDONIUS Zigmantas | LTU |
| National Technical Officials (NTOs): | | |
| Boat Controllers | XU Shujun | CHN |
| | GU Junjian | CHN |
| | CHEN Xu | CHN |
| | GAO Fujun | CHN |
| | ZHU Aier | CHN |
| | WANG Han | CHN |
| | ZHAO Yong | CHN |
| | FANG Xiaogang | CHN |
| Time Keepers | WEN Yanfang | CHN |
| | WANG Jing | CHN |
| | SHOU Lihua | CHN |
| | MENG Yueting | CHN |
| | LI Yanling | CHN |
| | ZHOU Lu | CHN |
| | YAN Jinfa | CHN |
| | ZHOU Jingen | CHN |
| Finish Judge | ZHANG He | CHN |
| Boat Drivers | XU Zuyin | CHN |
| | SUN Changwei | CHN |
| | HAN Ligong | CHN |
| | CHEN Jiyou | CHN |
| | XIE Qingrong | CHN |
| | YUAN Shubao | CHN |
| | YUAN Fang | CHN |
| | ZHANG Zhefeng | CHN |
| | CHEN Yanduan | CHN |
| | CHEN Jianming | CHN |
| | MA Gan | CHN |
| Rescue Officer | BI Keqi | CHN |



START LIST SUMMARY
 参赛名单总览表 / RÉSUMÉ DES LISTES DE DÉPART

| Race | Start | Event | Round | Lanes | | | | | | | | | Progression System |
|------|-------|------------|--------|------------|------------|------------|------------|------------|------------|------------|------------|------------|--|
| | | | | 1 | 2 | 3 | 4 | 5 | 6 | 7 | 8 | 9 | |
| 1 | 15:30 | K1 1000m M | Heat 1 | SEN | KAZ | SWE | RSA | GBR | HUN | POR | MYA | MEX | 1st to Final, 2/7 to S.F., Rest Out |
| 2 | 15:40 | K1 1000m M | Heat 2 | CRO | CUB | USA | SLO | CAN | NZL | ISR | CIV | STP | |
| 3 | 15:50 | K1 1000m M | Heat 3 | SAM | SEY | CHN | GER | NOR | AUS | RUS | ARG | | |
| 4 | 16:00 | C1 1000m M | Heat 1 | AUS | GUM | LAT | ROU | HUN | MEX | POL | ANG | | 1st to Final, 2/7 to S.F., Rest Out |
| 5 | 16:10 | C1 1000m M | Heat 2 | | KAZ | BLR | FRA | SVK | RUS | UZB | BRA | | |
| 6 | 16:20 | C1 1000m M | Heat 3 | | RSA | UKR | CAN | ESP | GER | GRE | CUB | | |
| 7 | 16:30 | K4 500m W | Heat 1 | | | JPN | ITA | GER | CHN | RSA | | | 1/3 to Final, 4/7 to S.F.+8th B.T., Rest Out |
| 8 | 16:40 | K4 500m W | Heat 2 | | | CAN | AUS | HUN | POL | ESP | | | |
| 9 | 16:50 | K2 1000m M | Heat 1 | | VEN | CHN | BEL | FRA | GER | DEN | SWE | | 1/3 to Final, 4/7 to S.F.+8th B.T., Rest Out |
| 10 | 17:00 | K2 1000m M | Heat 2 | | LAT | ITA | FIN | POL | HUN | NZL | CAN | | |
| 11 | 17:10 | C2 1000m M | Heat 1 | | CAN | FRA | HUN | GER | ROU | UKR | MEX | | 1/3 to Final, 4/7 to S.F.+8th B.T., Rest Out |
| 12 | 17:20 | C2 1000m M | Heat 2 | | RUS | BLR | CUB | POL | CHN | BUL | | | |
| 13 | 17:30 | K4 1000m M | Heat 1 | | | AUS | BLR | GER | HUN | CHN | | | 1/3 to Final, 4/7 to S.F.+8th B.T., Rest Out |
| 14 | 17:40 | K4 1000m M | Heat 2 | | | CAN | RUS | POL | SVK | ITA | | | |

Legend:

| | | | | | | | |
|----|--------------|----|--------------|----|--------------|----|--------------|
| C1 | Canoe single | C2 | Canoe double | K1 | Kayak single | K2 | Kayak double |
| K4 | Kayak four | M | Men | W | Women | | |



START LIST SUMMARY
 参赛名单总览表 / RÉSUMÉ DES LISTES DE DÉPART

| Race | Start | Event | Round | Lanes | | | | | | | | | Progression System |
|------|-------|-----------|--------|------------|------------|------------|------------|------------|------------|------------|------------|---|--------------------|
| | | | | 1 | 2 | 3 | 4 | 5 | 6 | 7 | 8 | 9 | |
| 15 | 15:30 | K1 500m M | Heat 1 | SAM | KAZ | ITA | NZL | CAN | RSA | NOR | CUB | 1/6+3 best next by time to S.F., Rest Out | |
| 16 | 15:40 | K1 500m M | Heat 2 | | RUS | ARG | FRA | GBR | CRO | POR | SEY | | |
| 17 | 15:50 | K1 500m M | Heat 3 | | STP | CIV | SWE | POL | HUN | AUS | SEN | | |
| 18 | 16:00 | K1 500m M | Heat 4 | | CHN | ISR | MEX | GER | USA | DEN | MYA | | |
| 19 | 16:10 | C1 500m M | Heat 1 | AUS | ANG | CUB | UKR | ESP | ROU | HUN | BRA | 1st to Final, 2/7 to S.F., Rest Out | |
| 20 | 16:20 | C1 500m M | Heat 2 | | RSA | SVK | BLR | GER | CAN | FRA | KAZ | | |
| 21 | 16:30 | C1 500m M | Heat 3 | | GUM | LAT | UZB | CHN | POL | RUS | GRE | | |
| 22 | 16:40 | K1 500m W | Heat 1 | SEN | JPN | CAN | POL | HUN | RSA | AUS | ARG | ESP 1st to Final, 2/7 to S.F., Rest Out | |
| 23 | 16:50 | K1 500m W | Heat 2 | BLR | POR | GBR | ITA | FIN | USA | DEN | CHN | | |
| 24 | 17:00 | K1 500m W | Heat 3 | KOR | VEN | NZL | SWE | GER | UKR | SLO | RUS | | |
| 25 | 17:10 | K2 500m M | Heat 1 | CHN | KAZ | FRA | LAT | GER | LTU | ITA | AUS | 1/3 to Final, 4/7 to S.F.+8th B.T., Rest Out | |
| 26 | 17:20 | K2 500m M | Heat 2 | FIN | VEN | POL | CAN | BLR | HUN | ESP | DEN | | |
| 27 | 17:30 | C2 500m M | Heat 1 | MEX | BUL | RUS | CHN | HUN | POL | CUB | LTU | 1/3 to Final, 4/7 to S.F.+8th B.T., Rest Out | |
| 28 | 17:40 | C2 500m M | Heat 2 | | FRA | CAN | UKR | ROU | GER | BLR | KAZ | | |
| 29 | 17:50 | K2 500m W | Heat 1 | RSA | JPN | FIN | POL | GER | SVK | CZE | GBR | ESP 1/3 to Final, 4/7 to S.F.+8th B.T., Rest Out | |
| 30 | 18:00 | K2 500m W | Heat 2 | POR | AUS | CHN | ITA | HUN | FRA | AUT | CAN | | |

Legend:

| | | | | | | | |
|----|--------------|----|--------------|----|--------------|----|--------------|
| C1 | Canoe single | C2 | Canoe double | K1 | Kayak single | K2 | Kayak double |
| K4 | Kayak four | M | Men | W | Women | | |



START LIST SUMMARY
 参赛名单总览表 / RÉSUMÉ DES LISTES DE DÉPART

| Race | Start | Event | Round | Lanes | | | | | | | | | Progression System |
|------|-------|------------|-------------|------------|------------|------------|------------|------------|------------|------------|------------|------------|------------------------|
| | | | | 1 | 2 | 3 | 4 | 5 | 6 | 7 | 8 | 9 | |
| 31 | 15:30 | K1 1000m M | Semifinal 1 | SAM | RSA | RUS | NZL | AUS | SWE | SLO | USA | KAZ | 1/3 to Final, Rest Out |
| 32 | 15:40 | K1 1000m M | Semifinal 2 | CUB | CHN | POR | CRO | HUN | GER | ISR | ARG | MEX | |
| 33 | 15:50 | C1 1000m M | Semifinal 1 | MEX | RUS | CAN | SVK | ROU | CUB | LAT | UKR | KAZ | 1/3 to Final, Rest Out |
| 34 | 16:00 | C1 1000m M | Semifinal 2 | ANG | GRE | BLR | GER | FRA | POL | AUS | BRA | RSA | |
| 35 | 16:10 | K4 500m W | Semifinal 1 | | | CAN | ESP | ITA | JPN | | | | 1/3 to Final |
| 36 | 16:20 | K2 1000m M | Semifinal 1 | CAN | VEN | LAT | NZL | BEL | CHN | FIN | | | 1/3 to Final |
| 37 | 16:30 | C2 1000m M | Semifinal 1 | | MEX | POL | CHN | HUN | FRA | BUL | UKR | | 1/3 to Final |
| 38 | 16:40 | K4 1000m M | Semifinal 1 | | | CAN | RUS | CHN | AUS | | | | 1/3 to Final |

Legend:

| | | | | | | | |
|----|--------------|----|--------------|----|--------------|----|--------------|
| C1 | Canoe single | C2 | Canoe double | K1 | Kayak single | K2 | Kayak double |
| K4 | Kayak four | M | Men | W | Women | | |



START LIST SUMMARY
 参赛名单总览表 / RÉSUMÉ DES LISTES DE DÉPART

| Race | Start | Event | Round | Lanes | | | | | | | | | Progression System |
|------|-------|-----------|-------------|------------|------------|------------|------------|------------|------------|------------|------------|------------|------------------------|
| | | | | 1 | 2 | 3 | 4 | 5 | 6 | 7 | 8 | 9 | |
| 39 | 15:30 | K1 500m M | Semifinal 1 | POR | SEN | USA | RUS | CAN | AUS | MEX | RSA | CUB | 1/3 to Final, Rest Out |
| 40 | 15:40 | K1 500m M | Semifinal 2 | SAM | NZL | SWE | GER | GBR | ITA | POL | ARG | CHN | |
| 41 | 15:50 | K1 500m M | Semifinal 3 | KAZ | DEN | CRO | HUN | ISR | NOR | FRA | STP | MYA | |
| 42 | 16:00 | C1 500m M | Semifinal 1 | GUM | CUB | UZB | FRA | CHN | UKR | GER | SVK | BRA | 1/3 to Final, Rest Out |
| 43 | 16:10 | C1 500m M | Semifinal 2 | RSA | GRE | HUN | CAN | ROU | POL | KAZ | LAT | AUS | |
| 44 | 16:20 | K1 500m W | Semifinal 1 | VEN | AUS | SWE | GBR | UKR | RSA | USA | POR | POL | 1/3 to Final, Rest Out |
| 45 | 16:30 | K1 500m W | Semifinal 2 | FIN | RUS | JPN | CHN | ESP | SLO | DEN | NZL | CAN | |
| 46 | 16:40 | K2 500m M | Semifinal 1 | FIN | AUS | DEN | CAN | LAT | LTU | POL | KAZ | VEN | 1/3 to Final |
| 47 | 16:50 | C2 500m M | Semifinal 1 | KAZ | HUN | CAN | ROU | LTU | BUL | FRA | CUB | MEX | 1/3 to Final |
| 48 | 17:00 | K2 500m W | Semifinal 1 | POR | JPN | AUT | CAN | FIN | ESP | ITA | SVK | RSA | 1/3 to Final |

Legend:

| | | | | | | | |
|----|--------------|----|--------------|----|--------------|----|--------------|
| C1 | Canoe single | C2 | Canoe double | K1 | Kayak single | K2 | Kayak double |
| K4 | Kayak four | M | Men | W | Women | | |



START LIST SUMMARY
 参赛名单总览表 / RÉSUMÉ DES LISTES DE DÉPART

| Race | Start | Event | Round | Lanes | | | | | | | | | Progression System |
|------|-------|------------|-------|-------|-----|-----|-----|-----|-----|-----|-----|-----|--------------------|
| | | | | 1 | 2 | 3 | 4 | 5 | 6 | 7 | 8 | 9 | |
| 49 | 15:30 | K1 1000m M | Final | SWE | CRO | AUS | CAN | GBR | NOR | GER | NZL | HUN | |
| 50 | 15:45 | C1 1000m M | Final | CUB | GER | CAN | UZB | HUN | ESP | FRA | ROU | BLR | |
| 51 | 16:20 | K4 500m W | Final | JPN | AUS | CHN | HUN | GER | POL | RSA | ESP | ITA | |
| 52 | 16:35 | K2 1000m M | Final | NZL | ITA | DEN | HUN | GER | POL | FRA | LAT | CHN | |
| 53 | 17:05 | C2 1000m M | Final | HUN | RUS | ROU | BLR | GER | CUB | CAN | POL | CHN | |
| 54 | 17:20 | K4 1000m M | Final | CHN | POL | HUN | SVK | GER | ITA | BLR | RUS | CAN | |

Legend:

| | | | | | | | |
|----|--------------|----|--------------|----|--------------|----|--------------|
| C1 | Canoe single | C2 | Canoe double | K1 | Kayak single | K2 | Kayak double |
| K4 | Kayak four | M | Men | W | Women | | |



START LIST SUMMARY
 参赛名单总览表 / RÉSUMÉ DES LISTES DE DÉPART

| Race | Start | Event | Round | Lanes | | | | | | | | | Progression System |
|------|-------|-----------|-------|-------|-----|-----|-----|-----|-----|-----|-----|-----|--------------------|
| | | | | 1 | 2 | 3 | 4 | 5 | 6 | 7 | 8 | 9 | |
| 55 | 15:30 | K1 500m M | Final | GBR | NOR | RUS | NZL | CAN | CRO | SWE | AUS | HUN | |
| 56 | 15:45 | C1 500m M | Final | CHN | ROU | UKR | BLR | ESP | RUS | HUN | FRA | POL | |
| 57 | 16:20 | K1 500m W | Final | RSA | RUS | UKR | ITA | HUN | GER | CHN | GBR | SLO | |
| 58 | 16:35 | K2 500m M | Final | POL | HUN | FRA | BLR | GER | ESP | ITA | CAN | DEN | |
| 59 | 17:05 | C2 500m M | Final | BUL | UKR | RUS | GER | CHN | BLR | POL | ROU | CAN | |
| 60 | 17:20 | K2 500m W | Final | FIN | AUS | POL | HUN | GER | FRA | CZE | JPN | AUT | |

Legend:

| | | | | | | | |
|----|--------------|----|--------------|----|--------------|----|--------------|
| C1 | Canoe single | C2 | Canoe double | K1 | Kayak single | K2 | Kayak double |
| K4 | Kayak four | M | Men | W | Women | | |


SY ROWING-CANOEING PARK CANOE / KAYAK FLATWATER RACING

 顺义奥林匹克水上公园
PO DE SHUNYI

皮划艇静水 / CANOE/KAYAK EN EAUX CALMES

KAYAK SINGLE (K1) 1000M MEN

男子单人皮艇1000米 / KAYAK MONOPLACE (K1) 1000 M - HOMMES

MON 星期一 LUN

18 AUG 2008

HEAT 1

预赛 第1组 / ÉLIMINATOIRE 1


RESULTS

比赛成绩 / RÉSULTATS

Race 1

 World Best Time: **NZL** FOUHY Ben Poznan (POL) 2006 **3:24.495**

| Rank | Lane | NOC | BIB | Name | 250m | 500m | 750m | 1000m | |
|------|------|-----|-----|--------------------|-----------|-------------|-------------|--------------|----|
| 1 | 5 | GBR | 99 | BRABANTS Tim | 48.29 (1) | 1:40.82 (1) | 2:33.98 (1) | 3:27.828 (1) | QF |
| | | | | | | 52.53 (1) | 53.16 (2) | 53.848 (2) | |
| 2 | 6 | HUN | 123 | BENKO Zoltan | 49.34 (2) | 1:42.82 (2) | 2:35.36 (2) | 3:29.542 (2) | QS |
| | | | | | 1.05 | 2.00 | 1.38 | 1.714 | |
| | | | | | | 53.48 (5) | 52.54 (1) | 54.182 (3) | |
| 3 | 3 | SWE | 234 | OSCARSSON Markus | 51.29 (6) | 1:44.00 (5) | 2:37.82 (5) | 3:30.044 (3) | QS |
| | | | | | 3.00 | 3.18 | 3.84 | 2.216 | |
| | | | | | | 52.71 (2) | 53.82 (4) | 52.224 (1) | |
| 4 | 7 | POR | 195 | SILVA Emanuel | 50.38 (4) | 1:43.30 (3) | 2:37.22 (3) | 3:31.843 (4) | QS |
| | | | | | 2.09 | 2.48 | 3.24 | 4.015 | |
| | | | | | | 52.92 (4) | 53.92 (5) | 54.623 (4) | |
| 5 | 4 | RSA | 207 | RUBENSTEIN Shaun | 50.99 (5) | 1:43.82 (4) | 2:37.31 (4) | 3:36.134 (5) | QS |
| | | | | | 2.70 | 3.00 | 3.33 | 8.306 | |
| | | | | | | 52.83 (3) | 53.49 (3) | 58.824 (6) | |
| 6 | 2 | KAZ | 154 | TORLOPOV Dmitriy | 52.41 (7) | 1:46.82 (7) | 2:42.13 (7) | 3:39.671 (6) | QS |
| | | | | | 4.12 | 6.00 | 8.15 | 11.843 | |
| | | | | | | 54.41 (6) | 55.31 (6) | 57.541 (5) | |
| 7 | 9 | MEX | 169 | CORTINA Manuel | 49.99 (3) | 1:44.55 (6) | 2:41.54 (6) | 3:41.433 (7) | QS |
| | | | | | 1.70 | 3.73 | 7.56 | 13.605 | |
| | | | | | | 54.56 (7) | 56.99 (7) | 59.893 (7) | |
| 8 | 8 | MYA | 171 | PHONE MYINT TAYZAR | 52.95 (8) | 1:50.69 (8) | 2:51.10 (8) | 3:53.578 (8) | X |
| | | | | | 4.66 | 9.87 | 17.12 | 25.750 | |
| | | | | | | 57.74 (8) | 1:00.41 (8) | 1:02.478 (8) | |
| 9 | 1 | SEN | 221 | FALL Assane Dame | 55.65 (9) | 1:57.82 (9) | 3:03.23 (9) | 4:07.061 (9) | X |
| | | | | | 7.36 | 17.00 | 29.25 | 39.233 | |
| | | | | | | 1:02.17 (9) | 1:05.41 (9) | 1:03.831 (9) | |

 Progression System **1st to Final, 2/7 to S.F., Rest Out**

| | | | | | |
|------------------------|-----|----------------|-------------------------------|-----|-----------------|
| Chief Official: | HUN | VASKUTI Istvan | Course Umpire: | RSA | WITHERDEN Alan |
| Chief Judge: | CAN | GARNER Frank | Course Umpire: | GBR | MOULE Peter |
| Starter: | BLR | SABLYKA Sergei | Chief Finish Official: | CZE | CHARVATOVA Hana |

| | | | | | | |
|---------------------------|--------------------|--------|-------------|---------------|-----------------|--|
| Weather Conditions | Air Temperature: | 29.7°C | Wind Speed: | 1.0 / 1.0 m/s | Wind Direction: | |
| | Water Temperature: | 28.3°C | Conditions: | Cloudy | | |
| | Humidity: | 41.0% | | | | |

Note: Results are subject to change after consideration of the Course Umpire report, Boat and Doping Control results.

| | | | | | | | | |
|----------------|----|---------------------|-----|-------------------------|----|--|---|------------|
| Legend: | QF | Qualified for final | QS | Qualified for semifinal | ?? | Might qualify by time or it is not clear | X | Eliminated |
| | °C | Degree celsius | m/s | Metres per second | | | | |

**SY ROWING-CANOEING PARK CANOE / KAYAK FLATWATER RACING**顺义奥林匹克水上公园
PO DE SHUNYI

皮划艇静水 / CANOE/KAYAK EN EAUX CALMES

KAYAK SINGLE (K1) 1000M MEN

男子单人皮艇1000米 / KAYAK MONOPLACE (K1) 1000 M - HOMMES

MON 星期一 LUN

18 AUG 2008

HEAT 2

预赛 第2组 / ÉLIMINATOIRE 2

**RESULTS**

比赛成绩 / RÉSULTATS

Race 2World Best Time: **NZL** FOUHY Ben Poznan (POL) 2006 **3:24.495**

| Rank | Lane | NOC | BIB | Name | 250m | 500m | 750m | 1000m | |
|------|------|-----|-----|------------------------|-----------|-------------|-------------|--------------|----|
| 1 | 5 | CAN | 46 | van KOEVERDEN Adam | 48.82 (1) | 1:41.21 (1) | 2:34.79 (1) | 3:29.622 (1) | QF |
| | | | | | | 52.39 (2) | 53.58 (3) | 54.832 (6) | |
| 2 | 1 | CRO | 67 | JANIC Stjepan | 50.19 (2) | 1:43.06 (2) | 2:36.74 (3) | 3:31.369 (2) | QS |
| | | | | | 1.37 | 1.85 | 1.95 | 1.747 | |
| | | | | | | 52.87 (3) | 53.68 (4) | 54.629 (5) | |
| 3 | 6 | NZL | 175 | FOUHY Ben | 52.20 (5) | 1:45.62 (4) | 2:38.94 (4) | 3:33.037 (3) | QS |
| | | | | | 3.38 | 4.41 | 4.15 | 3.415 | |
| | | | | | | 53.42 (4) | 53.32 (2) | 54.097 (2) | |
| 4 | * 4 | SLO | 224 | ZUPANCIC REGENT Jernej | 50.65 (3) | 1:44.87 (3) | 2:39.03 (5) | 3:33.289 (4) | QS |
| | | | | | 1.83 | 3.66 | 4.24 | 3.667 | |
| | | | | | | 54.22 (6) | 54.16 (6) | 54.259 (4) | |
| 5 | 7 | ISR | 137 | KOLGANOV Michael | 53.24 (6) | 1:50.00 (7) | 2:43.97 (6) | 3:38.207 (5) | QS |
| | | | | | 4.42 | 8.79 | 9.18 | 8.585 | |
| | | | | | | 56.76 (7) | 53.97 (5) | 54.237 (3) | |
| 6 | 3 | USA | 243 | ZUR Rami | 58.77 (9) | 1:47.81 (6) | 2:45.47 (7) | 3:38.693 (6) | QS |
| | | | | | 9.95 | 6.60 | 10.68 | 9.071 | |
| | | | | | | 49.04 (1) | 57.66 (7) | 53.223 (1) | |
| 7 | 2 | CUB | 69 | GARCIA Jorge | 51.54 (4) | 1:45.71 (5) | 2:36.47 (2) | 3:38.866 (7) | QS |
| | | | | | 2.72 | 4.50 | 1.68 | 9.244 | |
| | | | | | | 54.17 (5) | 50.76 (1) | 1:02.396 (7) | |
| 8 | 8 | CIV | 66 | ABIA Koutoua Francis | 56.97 (8) | 2:01.07 (8) | 3:08.57 (8) | 4:14.411 (8) | X |
| | | | | | 8.15 | 19.86 | 33.78 | 44.789 | |
| | | | | | | 1:04.10 (8) | 1:07.50 (8) | 1:05.841 (8) | |
| 9 | 9 | STP | 225 | GOMES da SILVA Alcino | 55.47 (7) | 2:01.47 (9) | 3:12.62 (9) | 4:28.057 (9) | X |
| | | | | | 6.65 | 20.26 | 37.83 | 58.435 | |
| | | | | | | 1:06.00 (9) | 1:11.15 (9) | 1:15.437 (9) | |

Progression System **1st to Final, 2/7 to S.F., Rest Out**

| | | | | | |
|------------------------|-----|----------------|-------------------------------|-----|-----------------|
| Chief Official: | HUN | VASKUTI Istvan | Course Umpire: | ITA | TARABUSI Sante |
| Chief Judge: | CAN | GARNER Frank | Course Umpire: | ESP | BLAZQUEZ Pedro |
| Starter: | BLR | SABLYKA Sergei | Chief Finish Official: | CZE | CHARVATOVA Hana |

| | | | | | | |
|---------------------------|--------------------|--------|-------------|---------------|-----------------|--|
| Weather Conditions | Air Temperature: | 29.1°C | Wind Speed: | 1.0 / 0.9 m/s | Wind Direction: | |
| | Water Temperature: | 28.3°C | Conditions: | Cloudy | | |
| | Humidity: | 46.0% | | | | |

Note: Results are subject to change after consideration of the Course Umpire report, Boat and Doping Control results.

| | | | | | | | | |
|----------------|----|---------------------|----|-------------------------|-----|--|---|------------|
| Legend: | QF | Qualified for final | QS | Qualified for semifinal | ?? | Might qualify by time or it is not clear | X | Eliminated |
| | * | False start | °C | Degree celsius | m/s | Metres per second | | |


SY ROWING-CANOEING PARK CANOE / KAYAK FLATWATER RACING

 顺义奥林匹克水上公园
PO DE SHUNYI

皮划艇静水 / CANOE/KAYAK EN EAUX CALMES

KAYAK SINGLE (K1) 1000M MEN

男子单人皮艇1000米 / KAYAK MONOPLACE (K1) 1000 M - HOMMES

MON 星期一 LUN

18 AUG 2008

HEAT 3

预赛 第3组 / ÉLIMINATOIRE 3


RESULTS

比赛成绩 / RÉSULTATS

Race 3

 World Best Time: **NZL** FOUHY Ben Poznan (POL) 2006 **3:24.495**

| Rank | Lane | NOC | BIB | Name | 250m | 500m | 750m | 1000m | |
|------|------|-----|-----|-------------------------|-----------|-------------|-------------|--------------|----|
| 1 | 5 | NOR | 172 | LARSEN Eirik Veraas | 50.25 (1) | 1:42.06 (1) | 2:34.43 (1) | 3:29.043 (1) | QF |
| | | | | | | 51.81 (1) | 52.37 (1) | 54.613 (3) | |
| 2 | 6 | AUS | 12 | WALLACE Ken | 51.28 (2) | 1:43.37 (2) | 2:36.81 (2) | 3:30.306 (2) | QS |
| | | | | | 1.03 | 1.31 | 2.38 | 1.263 | |
| | | | | | | 52.09 (2) | 53.44 (3) | 53.496 (2) | |
| 3 | 4 | GER | 111 | HOFF Max | 51.94 (4) | 1:44.41 (3) | 2:36.94 (3) | 3:30.316 (3) | QS |
| | | | | | 1.69 | 2.35 | 2.51 | 1.273 | |
| | | | | | | 52.47 (3) | 52.53 (2) | 53.376 (1) | |
| 4 | 7 | RUS | 218 | RYAKHOV Anton | 52.81 (5) | 1:47.83 (5) | 2:42.21 (4) | 3:38.381 (4) | QS |
| | | | | | 2.56 | 5.77 | 7.78 | 9.338 | |
| | | | | | | 55.02 (5) | 54.38 (4) | 56.171 (4) | |
| 5 | 3 | CHN | 61 | PAN Yao | 53.39 (6) | 1:49.06 (6) | 2:44.02 (6) | 3:40.774 (5) | QS |
| | | | | | 3.14 | 7.00 | 9.59 | 11.731 | |
| | | | | | | 55.67 (6) | 54.96 (5) | 56.754 (5) | |
| 6 | 8 | ARG | 2 | CORREA Miguel Antonio | 51.85 (3) | 1:46.60 (4) | 2:43.84 (5) | 3:45.695 (6) | QS |
| | | | | | 1.60 | 4.54 | 9.41 | 16.652 | |
| | | | | | | 54.75 (4) | 57.24 (6) | 1:01.855 (6) | |
| 7 | 1 | SAM | 219 | BERKING-WILLIAMS Rudolf | 53.94 (7) | 1:53.29 (7) | 2:53.98 (7) | 4:00.784 (7) | QS |
| | | | | | 3.69 | 11.23 | 19.55 | 31.741 | |
| | | | | | | 59.35 (7) | 1:00.69 (7) | 1:06.804 (8) | |
| 8 | 2 | SEY | 222 | LESPOIR Tony | 56.29 (8) | 1:55.88 (8) | 2:59.61 (8) | 4:05.890 (8) | X |
| | | | | | 6.04 | 13.82 | 25.18 | 36.847 | |
| | | | | | | 59.59 (8) | 1:03.73 (8) | 1:06.280 (7) | |

 Progression System **1st to Final, 2/7 to S.F., Rest Out**

| | | | | | |
|------------------------|-----|----------------|-------------------------------|-----|-----------------|
| Chief Official: | HUN | VASKUTI Istvan | Course Umpire: | NOR | BACHE-WIIG Jan |
| Chief Judge: | CAN | GARNER Frank | Course Umpire: | POL | PISZCZ Rafal |
| Starter: | BLR | SABLYKA Sergei | Chief Finish Official: | CZE | CHARVATOVA Hana |

| | | | | | | |
|---------------------------|--------------------|--------|-------------|---------------|-----------------|--|
| Weather Conditions | Air Temperature: | 29.5°C | Wind Speed: | 1.0 / 1.1 m/s | Wind Direction: | |
| | Water Temperature: | 28.3°C | Conditions: | Cloudy | | |
| | Humidity: | 42.0% | | | | |

Note: Results are subject to change after consideration of the Course Umpire report, Boat and Doping Control results.

| | | | | | | | | |
|----------------|----|---------------------|-----|-------------------------|----|--|---|------------|
| Legend: | QF | Qualified for final | QS | Qualified for semifinal | ?? | Might qualify by time or it is not clear | X | Eliminated |
| | °C | Degree celsius | m/s | Metres per second | | | | |


SY ROWING-CANOEING PARK CANOE / KAYAK FLATWATER RACING

 顺义奥林匹克水上公园
PO DE SHUNYI

皮划艇静水 / CANOE/KAYAK EN EAUX CALMES

KAYAK SINGLE (K1) 1000M MEN

男子单人皮艇1000米 / KAYAK MONOPLACE (K1) 1000 M - HOMMES

 WED 星期三 MER
20 AUG 2008

SEMIFINAL 1

半决赛 第1组 / DEMI-FINALE 1


RESULTS

比赛成绩 / RÉSULTATS

Race 31

 World Best Time: **NZL** FOUHY Ben Poznan (POL) 2006 **3:24.495**

| Rank | Lane | NOC | BIB | Name | 250m | 500m | 750m | 1000m | | |
|------|------|-----|-----|-------------------------|-------------------|----------------------------------|----------------------------|-------------------------------------|---------------|----|
| 1 | 5 | AUS | 12 | WALLACE Ken | 50.90 (2) 0.21 | 1:44.52 (1) 53.62 (1) | 2:39.65 (2) 55.13 (5) | 3:33.255 (1) 53.605 (2) | 0.10 0.287 | QF |
| 2 | * 4 | NZL | 175 | FOUHY Ben | 52.08 (4) 1.39 | 1:46.91 (5) 54.83 (4) | 2:40.90 (4) 53.99 (2) | 3:33.542 (2) 52.642 (1) | 0.287 | QF |
| 3 | 6 | SWE | 234 | OSCARSSON Markus | 52.76 (5) 2.07 | 1:46.41 (3) 53.65 (2) | 2:39.98 (3) 53.57 (1) | 3:33.906 (3) 53.926 (3) | 0.651 | QF |
| 4 | 2 | RSA | 207 | RUBENSTEIN Shaun | 50.69 (1) | 1:44.75 (2) 0.23 54.06 (3) | 2:39.55 (1) 54.80 (4) | 3:36.969 (4) 3.714 57.419 (6) | | X |
| 5 | 3 | RUS | 218 | RYAKHOV Anton | 51.54 (3) 0.85 | 1:46.61 (4) 55.07 (5) | 2:41.31 (5) 54.70 (3) | 3:37.017 (5) 55.707 (4) | 3.762 | X |
| 6 | 7 | SLO | 224 | ZUPANCIC REGENT Jernej | 53.25 (7) 2.56 | 1:48.34 (6) 55.09 (6) | 2:44.29 (6) 55.95 (6) | 3:41.730 (6) 57.440 (7) | 8.475 | X |
| 7 | 8 | USA | 243 | ZUR Rami | 52.93 (6) 2.24 | 1:50.27 (7) 57.34 (8) | 2:49.25 (8) 58.98 (8) | 3:46.204 (7) 56.954 (5) | 12.949 | X |
| 8 | 9 | KAZ | 154 | TORLOPOV Dmitriy | 53.90 (8) 3.21 | 1:50.90 (8) 57.00 (7) | 2:48.55 (7) 57.65 (7) | 3:47.212 (8) 58.662 (8) | 13.957 | X |
| 9 | 1 | SAM | 219 | BERKING-WILLIAMS Rudolf | 55.91 (9) 5.22 | 1:57.37 (9) 1:01.46 (9) | 3:01.22 (9) 1:03.85 (9) | 4:04.658 (9) 1:03.438 (9) | 31.403 | X |

 Progression System **1/3 to Final, Rest Out**

| | | | | | |
|------------------------|-----|----------------|-------------------------------|-----|-----------------|
| Chief Official: | HUN | VASKUTI Istvan | Course Umpire: | RSA | WITHERDEN Alan |
| Chief Judge: | CAN | GARNER Frank | Course Umpire: | GBR | MOULE Peter |
| Starter: | BLR | SABLYKA Sergei | Chief Finish Official: | CZE | CHARVATOVA Hana |

| | | | | | | |
|---------------------------|--------------------|--------|-------------|---------------|-----------------|--|
| Weather Conditions | Air Temperature: | 28.8°C | Wind Speed: | 1.8 / 1.5 m/s | Wind Direction: | |
| | Water Temperature: | 28.7°C | Conditions: | Cloudy | | |
| | Humidity: | 59.0% | | | | |

Note: Results are subject to change after consideration of the Course Umpire report, Boat and Doping Control results.

| | | | | | | | | |
|----------------|----|---------------------|----|-------------------------|-----|--|---|------------|
| Legend: | QF | Qualified for final | QS | Qualified for semifinal | ?? | Might qualify by time or it is not clear | X | Eliminated |
| | * | False start | °C | Degree celsius | m/s | Metres per second | | |

**SY ROWING-CANOEING PARK CANOE / KAYAK FLATWATER RACING**顺义奥林匹克水上公园
PO DE SHUNYI

皮划艇静水 / CANOE/KAYAK EN EAUX CALMES

KAYAK SINGLE (K1) 1000M MEN

男子单人皮艇1000米 / KAYAK MONOPLACE (K1) 1000 M - HOMMES

WED 星期三 MER
20 AUG 2008**SEMIFINAL 2**

半决赛 第2组 / DEMI-FINALE 2

RESULTS

比赛成绩 / RÉSULTATS

Race 32World Best Time: **NZL** FOUHY Ben Poznan (POL) 2006 **3:24.495**

| Rank | Lane | NOC | BIB | Name | 250m | 500m | 750m | 1000m | |
|------|------|-----|-----|-----------------------|-------------------|----------------------------------|----------------------------------|--|----|
| 1 | 6 | GER | 111 | HOFF Max | 52.18 (5) 1.21 | 1:45.51 (2) 0.09 53.33 (2) | 2:40.31 (4) 0.74 54.80 (5) | 3:32.847 (1) 52.537 (1) | QF |
| 2 | 4 | CRO | 67 | JANIC Stjepan | 51.47 (2) 0.50 | 1:45.42 (1) 53.95 (3) | 2:39.57 (1) 54.15 (2) | 3:33.942 (2) 1.095 54.372 (4) | QF |
| 3 | 5 | HUN | 123 | BENKO Zoltan | 50.97 (1) | 1:45.71 (4) 0.29 54.74 (4) | 2:40.06 (2) 0.49 54.35 (3) | 3:34.473 (3) 1.626 54.413 (5) | QF |
| 4 | 3 | POR | 195 | SILVA Emanuel | 53.55 (8) 2.58 | 1:45.61 (3) 0.19 52.06 (1) | 2:40.23 (3) 0.66 54.62 (4) | 3:34.508 (4) 1.661 54.278 (3) | X |
| 5 | 1 | CUB | 69 | GARCIA Jorge | 51.56 (3) 0.59 | 1:46.52 (5) 1.10 54.96 (5) | 2:44.11 (5) 4.54 57.59 (8) | 3:41.219 (5) 8.372 57.109 (6) | X |
| 6 | 2 | CHN | 61 | PAN Yao | 55.51 (9) 4.54 | 1:51.18 (9) 5.76 55.67 (6) | 2:47.84 (9) 8.27 56.66 (7) | 3:41.539 (6) 8.692 53.699 (2) | X |
| 7 | 9 | MEX | 169 | CORTINA Manuel | 53.19 (7) 2.22 | 1:49.32 (7) 3.90 56.13 (7) | 2:45.19 (7) 5.62 55.87 (6) | 3:43.017 (7) 10.170 57.827 (7) | X |
| 8 | 7 | ISR | 137 | KOLGANOV Michael | 52.98 (6) 2.01 | 1:50.77 (8) 5.35 57.79 (9) | 2:44.70 (6) 5.13 53.93 (1) | 3:43.108 (8) 10.261 58.408 (8) | X |
| 9 | 8 | ARG | 2 | CORREA Miguel Antonio | 51.77 (4) 0.80 | 1:48.56 (6) 3.14 56.79 (8) | 2:46.56 (8) 6.99 58.00 (9) | 3:51.715 (9) 18.868 1:05.155 (9) | X |

Progression System **1/3 to Final, Rest Out**

| | | | | | |
|------------------------|-----|----------------|-------------------------------|-----|-----------------|
| Chief Official: | HUN | VASKUTI Istvan | Course Umpire: | ITA | TARABUSI Sante |
| Chief Judge: | CAN | GARNER Frank | Course Umpire: | ESP | BLAZQUEZ Pedro |
| Starter: | BLR | SABLYKA Sergei | Chief Finish Official: | CZE | CHARVATOVA Hana |

| | | | | | | |
|---------------------------|--------------------|--------|-------------|---------------|-----------------|--|
| Weather Conditions | Air Temperature: | 28.8°C | Wind Speed: | 1.8 / 1.5 m/s | Wind Direction: | |
| | Water Temperature: | 28.7°C | Conditions: | Cloudy | | |
| | Humidity: | 59.0% | | | | |

Note: Results are subject to change after consideration of the Course Umpire report, Boat and Doping Control results.

| | | | | | | | | |
|----------------|----|---------------------|-----|-------------------------|----|--|---|------------|
| Legend: | QF | Qualified for final | QS | Qualified for semifinal | ?? | Might qualify by time or it is not clear | X | Eliminated |
| | °C | Degree celsius | m/s | Metres per second | | | | |

**SY ROWING-CANOING PARK CANOE / KAYAK FLATWATER RACING**顺义奥林匹克水上公园
PO DE SHUNYI

皮划艇静水 / CANOE/KAYAK EN EAUX CALMES

KAYAK SINGLE (K1) 1000M MEN

男子单人皮艇1000米 / KAYAK MONOPLACE (K1) 1000 M - HOMMES

FRI 星期五 VEN
22 AUG 2008**FINAL**
决赛 / FINALE**RESULTS**

比赛成绩 / RÉSULTATS

Race 49World Best Time: **NZL** FOUHY Ben Poznan (POL) 2006 **3:24.495**

| Rank | Lane | NOC | BIB | Name | 250m | 500m | 750m | 1000m |
|------|------|-----|-----|---------------------|-----------|-------------|-------------|--------------|
| 1 | 5 | GBR | 99 | BRABANTS Tim | 49.25 (1) | 1:41.21 (1) | 2:34.17 (1) | 3:26.323 (1) |
| | | | | | | 51.96 (2) | 52.96 (5) | 52.153 (2) |
| 2 | 6 | NOR | 172 | LARSEN Eirik Veraas | 51.01 (5) | 1:42.81 (3) | 2:35.06 (3) | 3:27.342 (2) |
| | | | | | 1.76 | 1.60 | 0.89 | 1.019 |
| | | | | | | 51.80 (1) | 52.25 (2) | 52.282 (3) |
| 3 | 3 | AUS | 12 | WALLACE Ken | 52.03 (9) | 1:44.46 (9) | 2:37.50 (8) | 3:27.485 (3) |
| | | | | | 2.78 | 3.25 | 3.33 | 1.162 |
| | | | | | | 52.43 (6) | 53.04 (6) | 49.985 (1) |
| 4 | 8 | NZL | 175 | FOUHY Ben | 51.50 (7) | 1:43.81 (5) | 2:35.81 (4) | 3:29.193 (4) |
| | | | | | 2.25 | 2.60 | 1.64 | 2.870 |
| | | | | | | 52.31 (5) | 52.00 (1) | 53.383 (6) |
| 5 | 7 | GER | 111 | HOFF Max | 51.15 (6) | 1:44.12 (7) | 2:36.91 (6) | 3:29.391 (5) |
| | | | | | 1.90 | 2.91 | 2.74 | 3.068 |
| | | | | | | 52.97 (8) | 52.79 (4) | 52.481 (4) |
| 6 | 1 | SWE | 234 | OSCARSSON Markus | 51.81 (8) | 1:43.97 (6) | 2:37.18 (7) | 3:30.198 (6) |
| | | | | | 2.56 | 2.76 | 3.01 | 3.875 |
| | | | | | | 52.16 (3) | 53.21 (7) | 53.018 (5) |
| 7 | 2 | CRO | 67 | JANIC Stjepan | 50.92 (4) | 1:43.53 (4) | 2:36.82 (5) | 3:30.495 (7) |
| | | | | | 1.67 | 2.32 | 2.65 | 4.172 |
| | | | | | | 52.61 (7) | 53.29 (8) | 53.675 (7) |
| 8 | 4 | CAN | 46 | van KOEVERDEN Adam | 49.63 (2) | 1:41.81 (2) | 2:34.53 (2) | 3:31.793 (8) |
| | | | | | 0.38 | 0.60 | 0.36 | 5.470 |
| | | | | | | 52.18 (4) | 52.72 (3) | 57.263 (9) |
| 9 | 9 | HUN | 123 | BENKO Zoltan | 50.81 (3) | 1:44.33 (8) | 2:38.21 (9) | 3:32.120 (9) |
| | | | | | 1.56 | 3.12 | 4.04 | 5.797 |
| | | | | | | 53.52 (9) | 53.88 (9) | 53.910 (8) |

| | | | | | |
|------------------------|-----|-----------------|-------------------------------|-----|-----------------|
| Chief Official: | HUN | VASKUTI Istvan | Course Umpire: | RSA | WITHERDEN Alan |
| Chief Judge: | CAN | GARNER Frank | Course Umpire: | GBR | MOULE Peter |
| Starter: | BLR | SHABLYKA Sergei | Chief Finish Official: | CZE | CHARVATOVA Hana |

| | | | | | | |
|---------------------------|--------------------|--------|-------------|---------------|-----------------|--|
| Weather Conditions | Air Temperature: | 30.9°C | Wind Speed: | 1.0 / 0.5 m/s | Wind Direction: | |
| | Water Temperature: | 28.6°C | Conditions: | Sunny | | |
| | Humidity: | 42.0% | | | | |

Note: Results are subject to change after consideration of the Course Umpire report, Boat and Doping Control results.

| | | | | | | | | |
|----------------|----|---------------------|-----|-------------------------|----|--|---|------------|
| Legend: | QF | Qualified for final | QS | Qualified for semifinal | ?? | Might qualify by time or it is not clear | X | Eliminated |
| | °C | Degree celsius | m/s | Metres per second | | | | |



RESULTS SUMMARY BY EVENT
 按项目的比赛成绩总览表 / TABLEAU DES RÉSULTATS PAR ÉPREUVE

| Race | Date | Round | Rank | | | | | | | | | Progression System |
|-------------------|-------------|-------|------------|------------|------------|------------|------------|------------|------------|------------|------------|-------------------------------------|
| | | | 1 | 2 | 3 | 4 | 5 | 6 | 7 | 8 | 9 | |
| Heats | | | | | | | | | | | | |
| 1 | 18 AUG 2008 | 1 | GBR | HUN | SWE | POR | RSA | KAZ | MEX | MYA | SEN | 1st to Final, 2/7 to S.F., Rest Out |
| | | | 3:27.828 | 3:29.542 | 3:30.044 | 3:31.843 | 3:36.134 | 3:39.671 | 3:41.433 | 3:53.578 | 4:07.061 | |
| 2 | 18 AUG 2008 | 2 | CAN | CRO | NZL | SLO | ISR | USA | CUB | CIV | STP | |
| | | | 3:29.622 | 3:31.369 | 3:33.037 | 3:33.289 | 3:38.207 | 3:38.693 | 3:38.866 | 4:14.411 | 4:28.057 | |
| 3 | 18 AUG 2008 | 3 | NOR | AUS | GER | RUS | CHN | ARG | SAM | SEY | | |
| | | | 3:29.043 | 3:30.306 | 3:30.316 | 3:38.381 | 3:40.774 | 3:45.695 | 4:00.784 | 4:05.890 | | |
| Semifinals | | | | | | | | | | | | |
| 31 | 20 AUG 2008 | 1 | AUS | NZL | SWE | RSA | RUS | SLO | USA | KAZ | SAM | 1/3 to Final, Rest Out |
| | | | 3:33.255 | 3:33.542 | 3:33.906 | 3:36.969 | 3:37.017 | 3:41.730 | 3:46.204 | 3:47.212 | 4:04.658 | |
| 32 | 20 AUG 2008 | 2 | GER | CRO | HUN | POR | CUB | CHN | MEX | ISR | ARG | |
| | | | 3:32.847 | 3:33.942 | 3:34.473 | 3:34.508 | 3:41.219 | 3:41.539 | 3:43.017 | 3:43.108 | 3:51.715 | |
| Final | | | | | | | | | | | | |
| 49 | 22 AUG 2008 | | GBR | NOR | AUS | NZL | GER | SWE | CRO | CAN | HUN | |
| | | | 3:26.323 | 3:27.342 | 3:27.485 | 3:29.193 | 3:29.391 | 3:30.198 | 3:30.495 | 3:31.793 | 3:32.120 | |

**SY ROWING-CANOEING PARK CANOE / KAYAK FLATWATER RACING**顺义奥林匹克水上公园
PO DE SHUNYI

皮划艇静水 / CANOE/KAYAK EN EAUX CALMES

KAYAK SINGLE (K1) 500M MEN

男子单人皮艇500米 / KAYAK MONOPLACE (K1) 500 M - HOMMES

TUE 星期二 MAR
19 AUG 2008**HEAT 1**

预赛 第1组 / ÉLIMINATOIRE 1

RESULTS

比赛成绩 / RÉSULTATS

Race 15World Best Time: **CAN** van KOEVERDEN Adam Beijing (CHN) 2008 **1:35.554**

| Rank | Lane | NOC | BIB | Name | 250m | 500m | | |
|------|------|-----|-----|-------------------------|-----------|--------------|----|----|
| 1 | 5 | CAN | 46 | van KOEVERDEN Adam | 46.33 (1) | 1:35.554 (1) | QS | WB |
| | | | | | | 49.224 (2) | | |
| 2 | 7 | NOR | 172 | LARSEN Eirik Veraas | 47.76 (5) | 1:36.439 (2) | QS | |
| | | | | | 1.43 | 0.885 | | |
| | | | | | | 48.679 (1) | | |
| 3 | 3 | ITA | 144 | ZERIAL Michele | 46.98 (2) | 1:36.950 (3) | QS | |
| | | | | | 0.65 | 1.396 | | |
| | | | | | | 49.970 (3) | | |
| 4 | 4 | NZL | 174 | FERGUSON Steven | 47.56 (4) | 1:37.538 (4) | QS | |
| | | | | | 1.23 | 1.984 | | |
| | | | | | | 49.978 (4) | | |
| 5 | 6 | RSA | 207 | RUBENSTEIN Shaun | 47.26 (3) | 1:37.687 (5) | QS | |
| | | | | | 0.93 | 2.133 | | |
| | | | | | | 50.427 (5) | | |
| 6 | 2 | KAZ | 154 | TORLOPOV Dmitriy | 48.98 (6) | 1:39.892 (6) | QS | |
| | | | | | 2.65 | 4.338 | | |
| | | | | | | 50.912 (6) | | |
| 7 | 8 | CUB | 69 | GARCIA Jorge | 49.44 (7) | 1:42.803 (7) | ?? | |
| | | | | | 3.11 | 7.249 | | |
| | | | | | | 53.363 (7) | | |
| 8 | 1 | SAM | 219 | BERKING-WILLIAMS Rudolf | 52.15 (8) | 1:47.839 (8) | ?? | |
| | | | | | 5.82 | 12.285 | | |
| | | | | | | 55.689 (8) | | |

Progression System **1/6+3 best next by time to S.F., Rest Out**

| | | | | | |
|------------------------|-----|----------------|-------------------------------|-----|-----------------|
| Chief Official: | HUN | VASKUTI Istvan | Course Umpire: | RSA | WITHERDEN Alan |
| Chief Judge: | CAN | GARNER Frank | Course Umpire: | GBR | MOULE Peter |
| Starter: | BLR | SABLYKA Sergei | Chief Finish Official: | CZE | CHARVATOVA Hana |

| | | | | | | |
|---------------------------|--------------------|--------|-------------|---------------|-----------------|--|
| Weather Conditions | Air Temperature: | 29.7°C | Wind Speed: | 1.2 / 2.0 m/s | Wind Direction: | |
| | Water Temperature: | 28.9°C | Conditions: | Sunny | | |
| | Humidity: | 52.0% | | | | |

Note: Results are subject to change after consideration of the Course Umpire report, Boat and Doping Control results.

| | | | | | | | | |
|----------------|----|---------------------|-----|-------------------------|----|--|---|------------|
| Legend: | QF | Qualified for final | QS | Qualified for semifinal | ?? | Might qualify by time or it is not clear | X | Eliminated |
| | °C | Degree celsius | m/s | Metres per second | WB | World Best Time | | |

**SY ROWING-CANOEING PARK CANOE / KAYAK FLATWATER RACING**顺义奥林匹克水上公园
PO DE SHUNYI

皮划艇静水 / CANOE/KAYAK EN EAUX CALMES

KAYAK SINGLE (K1) 500M MEN

男子单人皮艇500米 / KAYAK MONOPLACE (K1) 500 M - HOMMES

TUE 星期二 MAR
19 AUG 2008**HEAT 2**

预赛 第2组 / ÉLIMINATOIRE 2

RESULTS

比赛成绩 / RÉSULTATS

Race 16World Best Time: **CAN** van KOEVERDEN Adam Beijing (CHN) 2008 **1:35.554**

| Rank | Lane | NOC | BIB | Name | 250m | 500m | |
|------|------|-----|-----|-----------------------|-------------------|--|----|
| 1 | 5 | GBR | 99 | BRABANTS Tim | 47.08 (2) 0.32 | 1:36.338 (1) 49.258 (1) | QS |
| 2 | 2 | RUS | 218 | RYAKHOV Anton | 48.04 (4) 1.28 | 1:37.666 (2) 1.328 49.626 (2) | QS |
| 3 | 6 | CRO | 67 | JANIC Stjepan | 47.36 (3) 0.60 | 1:37.724 (3) 1.386 50.364 (3) | QS |
| 4 | 4 | FRA | 97 | HYBOIS Arnaud | 46.76 (1) | 1:37.902 (4) 1.564 51.142 (4) | QS |
| 5 | 3 | ARG | 2 | CORREA Miguel Antonio | 48.49 (5) 1.73 | 1:39.781 (5) 3.443 51.291 (5) | QS |
| 6 | 7 | POR | 195 | SILVA Emanuel | 49.18 (6) 2.42 | 1:42.513 (6) 6.175 53.333 (6) | QS |
| 7 | 8 | SEY | 222 | LESPOIR Tony | 53.18 (7) 6.42 | 1:53.248 (7) 16.910 1:00.068 (7) | ?? |

Progression System **1/6+3 best next by time to S.F., Rest Out**

| | | | | | |
|------------------------|-----|----------------|-------------------------------|-----|-----------------|
| Chief Official: | HUN | VASKUTI Istvan | Course Umpire: | ITA | TARABUSI Sante |
| Chief Judge: | CAN | GARNER Frank | Course Umpire: | ESP | BLAZQUEZ Pedro |
| Starter: | BLR | SABLYKA Sergei | Chief Finish Official: | CZE | CHARVATOVA Hana |

| | | | | | | |
|---------------------------|--------------------|--------|-------------|---------------|-----------------|--|
| Weather Conditions | Air Temperature: | 29.7°C | Wind Speed: | 1.2 / 2.0 m/s | Wind Direction: | |
| | Water Temperature: | 28.9°C | Conditions: | Sunny | | |
| | Humidity: | 52.0% | | | | |

Note: Results are subject to change after consideration of the Course Umpire report, Boat and Doping Control results.

| | | | | | | | | |
|----------------|----|---------------------|-----|-------------------------|----|--|---|------------|
| Legend: | QF | Qualified for final | QS | Qualified for semifinal | ?? | Might qualify by time or it is not clear | X | Eliminated |
| | °C | Degree celsius | m/s | Metres per second | | | | |



RESULTS

比赛成绩 / RÉSULTATS

Race 17

World Best Time: **CAN** van KOEVERDEN Adam Beijing (CHN) 2008 **1:35.554**

| Rank | Lane | NOC | BIB | Name | 250m | 500m | |
|------|------|-----|-----|-----------------------|-----------|--------------|----|
| 1 | 6 | HUN | 136 | VERECKEI Akos | 46.59 (1) | 1:36.099 (1) | QS |
| | | | | | | 49.509 (2) | |
| 2 | 7 | AUS | 12 | WALLACE Ken | 47.33 (3) | 1:36.208 (2) | QS |
| | | | | | 0.74 | 0.109 | |
| | | | | | | 48.878 (1) | |
| 3 | 4 | SWE | 235 | GUSTAFSSON Anders | 47.11 (2) | 1:36.633 (3) | QS |
| | | | | | 0.52 | 0.534 | |
| | | | | | | 49.523 (3) | |
| 4 | 5 | POL | 190 | TWARDOWSKI Marek | 47.45 (4) | 1:39.436 (4) | QS |
| | | | | | 0.86 | 3.337 | |
| | | | | | | 51.986 (4) | |
| 5 | 8 | SEN | 221 | FALL Assane Dame | 53.35 (6) | 1:52.215 (5) | QS |
| | | | | | 6.76 | 16.116 | |
| | | | | | | 58.865 (5) | |
| 6 | 2 | STP | 225 | GOMES da SILVA Alcino | 53.10 (5) | 1:58.178 (6) | QS |
| | | | | | 6.51 | 22.079 | |
| | | | | | | 1:05.078 (7) | |
| 7 | 3 | CIV | 66 | ABIA Koutoua Francis | 56.30 (7) | 2:00.716 (7) | ?? |
| | | | | | 9.71 | 24.617 | |
| | | | | | | 1:04.416 (6) | |

Progression System **1/6+3 best next by time to S.F., Rest Out**

| | | | | | |
|------------------------|-----|----------------|-------------------------------|-----|-----------------|
| Chief Official: | HUN | VASKUTI Istvan | Course Umpire: | NOR | BACHE-WIIG Jan |
| Chief Judge: | CAN | GARNER Frank | Course Umpire: | POL | PISZCZ Rafal |
| Starter: | BLR | SABLYKA Sergei | Chief Finish Official: | CZE | CHARVATOVA Hana |

| | | | | | | |
|---------------------------|--------------------|--------|-------------|---------------|-----------------|--|
| Weather Conditions | Air Temperature: | 29.7°C | Wind Speed: | 1.2 / 2.0 m/s | Wind Direction: | |
| | Water Temperature: | 28.9°C | Conditions: | Sunny | | |
| | Humidity: | 52.0% | | | | |

Note: Results are subject to change after consideration of the Course Umpire report, Boat and Doping Control results.

Legend:

| | | | | | | | |
|----|---------------------|-----|-------------------------|----|--|---|------------|
| QF | Qualified for final | QS | Qualified for semifinal | ?? | Might qualify by time or it is not clear | X | Eliminated |
| °C | Degree celsius | m/s | Metres per second | | | | |

**SY ROWING-CANOEING PARK CANOE / KAYAK FLATWATER RACING**顺义奥林匹克水上公园
PO DE SHUNYI

皮划艇静水 / CANOE/KAYAK EN EAUX CALMES

KAYAK SINGLE (K1) 500M MEN

男子单人皮艇500米 / KAYAK MONOPLACE (K1) 500 M - HOMMES

TUE 星期二 MAR
19 AUG 2008**HEAT 4**

预赛 第4组 / ÉLIMINATOIRE 4

RESULTS

比赛成绩 / RÉSULTATS

Race 18World Best Time: **CAN** van KOEVERDEN Adam Beijing (CHN) 2008 **1:35.554**

| Rank | Lane | NOC | BIB | Name | 250m | 500m | |
|------|------|-----|-----|--------------------|-------------------|-------------------------------------|----|
| 1 | 3 | ISR | 137 | KOLGANOV Michael | 48.92 (4) 1.45 | 1:38.396 (1) 49.476 (1) | QS |
| 2 | 5 | GER | 108 | EMS Jonas | 47.47 (1) | 1:38.819 (2) 0.423 51.349 (2) | QS |
| 3 | 6 | USA | 243 | ZUR Rami | 47.56 (2) 0.09 | 1:39.037 (3) 0.641 51.477 (3) | QS |
| 4 | 4 | MEX | 169 | CORTINA Manuel | 48.30 (3) 0.83 | 1:40.626 (4) 2.230 52.326 (4) | QS |
| 5 | 7 | DEN | 74 | BLEIBACH Kasper | 49.01 (5) 1.54 | 1:42.529 (5) 4.133 53.519 (5) | QS |
| 6 | 2 | CHN | 61 | PAN Yao | 49.53 (6) 2.06 | 1:44.757 (6) 6.361 55.227 (6) | QS |
| 7 | 8 | MYA | 171 | PHONE MYINT TAYZAR | 51.30 (7) 3.83 | 1:48.179 (7) 9.783 56.879 (7) | QS |

Progression System **1/6+3 best next by time to S.F., Rest Out**

| | | | | | |
|------------------------|-----|----------------|-------------------------------|-----|-----------------|
| Chief Official: | HUN | VASKUTI Istvan | Course Umpire: | RSA | WITHERDEN Alan |
| Chief Judge: | CAN | GARNER Frank | Course Umpire: | GBR | MOULE Peter |
| Starter: | BLR | SABLYKA Sergei | Chief Finish Official: | CZE | CHARVATOVA Hana |

| | | | | | | |
|---------------------------|--------------------|--------|-------------|---------------|-----------------|--|
| Weather Conditions | Air Temperature: | 30.0°C | Wind Speed: | 1.0 / 1.5 m/s | Wind Direction: | |
| | Water Temperature: | 28.9°C | Conditions: | Sunny | | |
| | Humidity: | 50.0% | | | | |

Note: Results are subject to change after consideration of the Course Umpire report, Boat and Doping Control results.

| | | | | | | | | |
|----------------|----|---------------------|-----|-------------------------|----|--|---|------------|
| Legend: | QF | Qualified for final | QS | Qualified for semifinal | ?? | Might qualify by time or it is not clear | X | Eliminated |
| | °C | Degree celsius | m/s | Metres per second | | | | |

**SY ROWING-CANOEING PARK CANOE / KAYAK FLATWATER RACING**顺义奥林匹克水上公园
PO DE SHUNYI

皮划艇静水 / CANOE/KAYAK EN EAUX CALMES

KAYAK SINGLE (K1) 500M MEN

男子单人皮艇500米 / KAYAK MONOPLACE (K1) 500 M - HOMMES

THU 星期四 JEU
21 AUG 2008**SEMIFINAL 1**

半决赛 第1组 / DEMI-FINALE 1

RESULTS

比赛成绩 / RÉSULTATS

Race 39World Best Time: **CAN** van KOEVERDEN Adam Beijing (CHN) 2008 **1:35.554**

| Rank | Lane | NOC | BIB | Name | 250m | 500m | |
|------|------|-----|-----|--------------------|-----------|--------------|----|
| 1 | 5 | CAN | 46 | van KOEVERDEN Adam | 49.42 (1) | 1:42.438 (1) | QF |
| | | | | | | 53.018 (2) | |
| 2 | 4 | RUS | 218 | RYAKHOV Anton | 50.39 (4) | 1:42.968 (2) | QF |
| | | | | | 0.97 | 0.530 | |
| | | | | | | 52.578 (1) | |
| 3 | 6 | AUS | 12 | WALLACE Ken | 49.96 (2) | 1:43.340 (3) | QF |
| | | | | | 0.54 | 0.902 | |
| | | | | | | 53.380 (3) | |
| 4 | 8 | RSA | 207 | RUBENSTEIN Shaun | 50.05 (3) | 1:44.154 (4) | X |
| | | | | | 0.63 | 1.716 | |
| | | | | | | 54.104 (4) | |
| 5 | 1 | POR | 195 | SILVA Emanuel | 50.93 (5) | 1:45.985 (5) | X |
| | | | | | 1.51 | 3.547 | |
| | | | | | | 55.055 (5) | |
| 6 | 3 | USA | 243 | ZUR Rami | 51.15 (6) | 1:47.163 (6) | X |
| | | | | | 1.73 | 4.725 | |
| | | | | | | 56.013 (6) | |
| 7 | 7 | MEX | 169 | CORTINA Manuel | 51.33 (7) | 1:48.333 (7) | X |
| | | | | | 1.91 | 5.895 | |
| | | | | | | 57.003 (8) | |
| 8 | 9 | CUB | 69 | GARCIA Jorge | 52.27 (8) | 1:49.077 (8) | X |
| | | | | | 2.85 | 6.639 | |
| | | | | | | 56.807 (7) | |
| 9 | 2 | SEN | 221 | FALL Assane Dame | 58.37 (9) | 2:04.633 (9) | X |
| | | | | | 8.95 | 22.195 | |
| | | | | | | 1:06.263 (9) | |

Progression System **1/3 to Final, Rest Out**

| | | | | | |
|------------------------|-----|-----------------|-------------------------------|-----|-----------------|
| Chief Official: | HUN | VASKUTI Istvan | Course Umpire: | RSA | WITHERDEN Alan |
| Chief Judge: | CAN | GARNER Frank | Course Umpire: | GBR | MOULE Peter |
| Starter: | BLR | SHABLYKA Sergei | Chief Finish Official: | CZE | CHARVATOVA Hana |

| | | | | | | |
|---------------------------|--------------------|--------|-------------|---------------|-----------------|--|
| Weather Conditions | Air Temperature: | 20.4°C | Wind Speed: | 1.7 / 1.2 m/s | Wind Direction: | |
| | Water Temperature: | 27.5°C | Conditions: | Rain | | |
| | Humidity: | 92.0% | | | | |

Note: Results are subject to change after consideration of the Course Umpire report, Boat and Doping Control results.

| | | | | | | | | |
|----------------|----|---------------------|-----|-------------------------|----|--|---|------------|
| Legend: | QF | Qualified for final | QS | Qualified for semifinal | ?? | Might qualify by time or it is not clear | X | Eliminated |
| | °C | Degree celsius | m/s | Metres per second | | | | |

**SY ROWING-CANOEING PARK CANOE / KAYAK FLATWATER RACING**顺义奥林匹克水上公园
PO DE SHUNYI

皮划艇静水 / CANOE/KAYAK EN EAUX CALMES

KAYAK SINGLE (K1) 500M MEN

男子单人皮艇500米 / KAYAK MONOPLACE (K1) 500 M - HOMMES

THU 星期四 JEU
21 AUG 2008**SEMIFINAL 2**

半决赛 第2组 / DEMI-FINALE 2

RESULTS

比赛成绩 / RÉSULTATS

Race 40World Best Time: **CAN** van KOEVERDEN Adam Beijing (CHN) 2008 **1:35.554**

| Rank | Lane | NOC | BIB | Name | 250m | 500m | |
|------|------|-----|-----|-------------------------|--------------------|----------------------------|-----|
| 1 | 2 | NZL | 174 | FERGUSON Steven | 49.90 (4) 0.75 | 1:42.238 (1) 52.338 (2) | QF |
| 2 | 3 | SWE | 235 | GUSTAFSSON Anders | 50.14 (6) 0.99 | 1:42.409 (2) 52.269 (1) | QF |
| 3 | 5 | GBR | 99 | BRABANTS Tim | 50.05 (5) 0.90 | 1:42.530 (3) 52.480 (3) | QF |
| 4 | 6 | ITA | 144 | ZERIAL Michele | 49.15 (1) 0.693 | 1:42.931 (4) 53.781 (4) | X |
| 5 | 7 | POL | 190 | TWARDOWSKI Marek | 49.42 (2) 0.27 | 1:43.733 (5) 54.313 (5) | X |
| 6 | 4 | GER | 108 | EMS Jonas | 49.74 (3) 0.59 | 1:44.717 (6) 54.977 (7) | X |
| 7 | 8 | ARG | 2 | CORREA Miguel Antonio | 51.82 (7) 2.67 | 1:46.422 (7) 54.602 (6) | X |
| 8 | 9 | CHN | 61 | PAN Yao | 55.74 (8) 6.59 | 1:55.242 (8) 59.502 (8) | X |
| | 1 | SAM | 219 | BERKING-WILLIAMS Rudolf | | | DNS |

Progression System **1/3 to Final, Rest Out**

| | | | | | |
|------------------------|-----|-----------------|-------------------------------|-----|-----------------|
| Chief Official: | HUN | VASKUTI Istvan | Course Umpire: | ITA | TARABUSI Sante |
| Chief Judge: | CAN | GARNER Frank | Course Umpire: | ESP | BLAZQUEZ Pedro |
| Starter: | BLR | SHABLYKA Sergei | Chief Finish Official: | CZE | CHARVATOVA Hana |

| | | | | | | |
|---------------------------|--------------------|--------|-------------|---------------|-----------------|--|
| Weather Conditions | Air Temperature: | 20.4°C | Wind Speed: | 1.8 / 1.2 m/s | Wind Direction: | |
| | Water Temperature: | 27.5°C | Conditions: | Rain | | |
| | Humidity: | 92.0% | | | | |

Note: Results are subject to change after consideration of the Course Umpire report, Boat and Doping Control results.

| | | | | | | | | |
|----------------|-----|---------------------|----|-------------------------|-----|--|---|------------|
| Legend: | QF | Qualified for final | QS | Qualified for semifinal | ?? | Might qualify by time or it is not clear | X | Eliminated |
| | DNS | Did not start | °C | Degree celsius | m/s | Metres per second | | |

**SY ROWING-CANOEING PARK CANOE / KAYAK FLATWATER RACING**顺义奥林匹克水上公园
PO DE SHUNYI

皮划艇静水 / CANOE/KAYAK EN EAUX CALMES

KAYAK SINGLE (K1) 500M MEN

男子单人皮艇500米 / KAYAK MONOPLACE (K1) 500 M - HOMMES

THU 星期四 JEU
21 AUG 2008**SEMIFINAL 3**

半决赛 第3组 / DEMI-FINALE 3

RESULTS

比赛成绩 / RÉSULTATS

Race 41World Best Time: **CAN** van KOEVERDEN Adam Beijing (CHN) 2008 **1:35.554**

| Rank | Lane | NOC | BIB | Name | 250m | 500m | |
|------|------|-----|-----|-----------------------|--------------------|--|----|
| 1 | 3 | CRO | 67 | JANIC Stjepan | 49.28 (4) 0.61 | 1:41.689 (1) 52.409 (2) | QF |
| 2 | 6 | NOR | 172 | LARSEN Eirik Veraas | 49.94 (6) 1.27 | 1:41.927 (2) 0.238 51.987 (1) | QF |
| 3 | 4 | HUN | 136 | VERECKEI Akos | 48.82 (2) 0.15 | 1:42.155 (3) 0.466 53.335 (3) | QF |
| 4 | 5 | ISR | 137 | KOLGANOV Michael | 49.31 (5) 0.64 | 1:43.145 (4) 1.456 53.835 (5) | X |
| 5 | * 7 | FRA | 97 | HYBOIS Arnaud | 50.05 (7) 1.38 | 1:43.559 (5) 1.870 53.509 (4) | X |
| 6 | * 2 | DEN | 74 | BLEIBACH Kasper | 48.91 (3) 0.24 | 1:45.418 (6) 3.729 56.508 (6) | X |
| 7 | 1 | KAZ | 154 | TORLOPOV Dmitriy | 48.67 (1) 5.884 | 1:47.573 (7) 58.903 (7) | X |
| 8 | 9 | MYA | 171 | PHONE MYINT TAYZAR | 55.08 (8) 6.41 | 1:55.300 (8) 13.611 1:00.220 (8) | X |
| 9 | 8 | STP | 225 | GOMES da SILVA Alcino | 57.02 (9) 8.35 | 2:06.288 (9) 24.599 1:09.268 (9) | X |

Progression System **1/3 to Final, Rest Out**

| | | | | | |
|------------------------|-----|-----------------|-------------------------------|-----|-----------------|
| Chief Official: | HUN | VASKUTI Istvan | Course Umpire: | NOR | BACHE-WIIG Jan |
| Chief Judge: | CAN | GARNER Frank | Course Umpire: | POL | PISZCZ Rafal |
| Starter: | BLR | SHABLYKA Sergei | Chief Finish Official: | CZE | CHARVATOVA Hana |

| | | | | | | |
|---------------------------|--------------------|--------|-------------|---------------|-----------------|--|
| Weather Conditions | Air Temperature: | 20.4°C | Wind Speed: | 2.0 / 1.9 m/s | Wind Direction: | |
| | Water Temperature: | 27.5°C | Conditions: | Rain | | |
| | Humidity: | 91.0% | | | | |

Note: Results are subject to change after consideration of the Course Umpire report, Boat and Doping Control results.

| | | | | | | | | |
|----------------|----|---------------------|----|-------------------------|-----|--|---|------------|
| Legend: | QF | Qualified for final | QS | Qualified for semifinal | ?? | Might qualify by time or it is not clear | X | Eliminated |
| | * | False start | °C | Degree celsius | m/s | Metres per second | | |

**SY ROWING-CANOEING PARK CANOE / KAYAK FLATWATER RACING**顺义奥林匹克水上公园
PO DE SHUNYI

皮划艇静水 / CANOE/KAYAK EN EAUX CALMES

KAYAK SINGLE (K1) 500M MEN

男子单人皮艇500米 / KAYAK MONOPLACE (K1) 500 M - HOMMES

SAT 星期六 SAM
23 AUG 2008**FINAL**
决赛 / FINALE**RESULTS**

比赛成绩 / RÉSULTATS

Race 55World Best Time: **CAN** van KOEVERDEN Adam Beijing (CHN) 2008 **1:35.554**

| Rank | Lane | NOC | BIB | Name | 250m | 500m | |
|------|------|-----|-----|---------------------|-------------------|-------------------------------------|--|
| 1 | 8 | AUS | 12 | WALLACE Ken | 47.07 (2) 0.23 | 1:37.252 (1) 50.182 (4) | |
| 2 | 5 | CAN | 46 | van KOEVERDEN Adam | 46.84 (1) | 1:37.630 (2) 0.378 50.790 (7) | |
| 3 | 1 | GBR | 99 | BRABANTS Tim | 48.00 (7) 1.16 | 1:37.671 (3) 0.419 49.671 (3) | |
| 4 | 2 | NOR | 172 | LARSEN Eirik Veraas | 48.39 (8) 1.55 | 1:37.949 (4) 0.697 49.559 (1) | |
| 5 | 3 | RUS | 218 | RYAKHOV Anton | 47.67 (4) 0.83 | 1:38.187 (5) 0.935 50.517 (5) | |
| 6 | 9 | HUN | 136 | VERECKEI Akos | 47.50 (3) 0.66 | 1:38.318 (6) 1.066 50.818 (8) | |
| 7 | * 7 | SWE | 235 | GUSTAFSSON Anders | 47.91 (6) 1.07 | 1:38.447 (7) 1.195 50.537 (6) | |
| 8 | 4 | NZL | 174 | FERGUSON Steven | 48.85 (9) 2.01 | 1:38.512 (8) 1.260 49.662 (2) | |
| 9 | 6 | CRO | 67 | JANIC Stjepan | 47.84 (5) 1.00 | 1:38.729 (9) 1.477 50.889 (9) | |

| | | | | | |
|------------------------|-----|-----------------|-------------------------------|-----|-----------------|
| Chief Official: | HUN | VASKUTI Istvan | Course Umpire: | RSA | WITHERDEN Alan |
| Chief Judge: | CAN | GARNER Frank | Course Umpire: | GBR | MOULE Peter |
| Starter: | BLR | SHABLYKA Sergei | Chief Finish Official: | CZE | CHARVATOVA Hana |

| | | | | | | |
|---------------------------|--------------------|--------|-------------|---------------|-----------------|--|
| Weather Conditions | Air Temperature: | 33.3°C | Wind Speed: | 1.0 / 0.8 m/s | Wind Direction: | |
| | Water Temperature: | 28.8°C | Conditions: | Sunny | | |
| | Humidity: | 30.0% | | | | |

Note: Results are subject to change after consideration of the Course Umpire report, Boat and Doping Control results.

| | | | | | | | | |
|----------------|----|---------------------|----|-------------------------|-----|--|---|------------|
| Legend: | QF | Qualified for final | QS | Qualified for semifinal | ?? | Might qualify by time or it is not clear | X | Eliminated |
| | * | False start | °C | Degree celsius | m/s | Metres per second | | |



RESULTS SUMMARY BY EVENT
 按项目的比赛成绩总览表 / TABLEAU DES RÉSULTATS PAR ÉPREUVE

| Race | Date | Round | Rank | | | | | | | | | Progression System |
|-------------------|-------------|-------|------------|------------|------------|------------|------------|------------|------------|------------|---|------------------------|
| | | | 1 | 2 | 3 | 4 | 5 | 6 | 7 | 8 | 9 | |
| Heats | | | | | | | | | | | | |
| 15 | 19 AUG 2008 | 1 | CAN | NOR | ITA | NZL | RSA | KAZ | CUB | SAM | 1/6+3 best next by time to S.F., Rest Out | |
| | | | 1:35.554 | 1:36.439 | 1:36.950 | 1:37.538 | 1:37.687 | 1:39.892 | 1:42.803 | 1:47.839 | | |
| 16 | 19 AUG 2008 | 2 | GBR | RUS | CRO | FRA | ARG | POR | SEY | | | |
| | | | 1:36.338 | 1:37.666 | 1:37.724 | 1:37.902 | 1:39.781 | 1:42.513 | 1:53.248 | | | |
| 17 | 19 AUG 2008 | 3 | HUN | AUS | SWE | POL | SEN | STP | CIV | | | |
| | | | 1:36.099 | 1:36.208 | 1:36.633 | 1:39.436 | 1:52.215 | 1:58.178 | 2:00.716 | | | |
| 18 | 19 AUG 2008 | 4 | ISR | GER | USA | MEX | DEN | CHN | MYA | | | |
| | | | 1:38.396 | 1:38.819 | 1:39.037 | 1:40.626 | 1:42.529 | 1:44.757 | 1:48.179 | | | |
| Semifinals | | | | | | | | | | | | |
| 39 | 21 AUG 2008 | 1 | CAN | RUS | AUS | RSA | POR | USA | MEX | CUB | SEN | 1/3 to Final, Rest Out |
| | | | 1:42.438 | 1:42.968 | 1:43.340 | 1:44.154 | 1:45.985 | 1:47.163 | 1:48.333 | 1:49.077 | 2:04.633 | |
| 40 | 21 AUG 2008 | 2 | NZL | SWE | GBR | ITA | POL | GER | ARG | CHN | SAM | |
| | | | 1:42.238 | 1:42.409 | 1:42.530 | 1:42.931 | 1:43.733 | 1:44.717 | 1:46.422 | 1:55.242 | DNS | |
| 41 | 21 AUG 2008 | 3 | CRO | NOR | HUN | ISR | FRA | DEN | KAZ | MYA | STP | |
| | | | 1:41.689 | 1:41.927 | 1:42.155 | 1:43.145 | 1:43.559 | 1:45.418 | 1:47.573 | 1:55.300 | 2:06.288 | |
| Final | | | | | | | | | | | | |
| 55 | 23 AUG 2008 | | AUS | CAN | GBR | NOR | RUS | HUN | SWE | NZL | CRO | |
| | | | 1:37.252 | 1:37.630 | 1:37.671 | 1:37.949 | 1:38.187 | 1:38.318 | 1:38.447 | 1:38.512 | 1:38.729 | |

Legend:

| | | | | | | | | | | | |
|-----|---------------|--|--|--|--|--|--|--|--|--|--|
| DNS | Did not start | | | | | | | | | | |
|-----|---------------|--|--|--|--|--|--|--|--|--|--|


SY ROWING-CANOEING PARK CANOE / KAYAK FLATWATER RACING

 顺义奥林匹克水上公园
 PO DE SHUNYI

皮划艇静水 / CANOE/KAYAK EN EAUX CALMES

KAYAK DOUBLE (K2) 1000M MEN

男子双人皮艇1000米 / KAYAK BIPLACE (K2) 1000 M - HOMMES


 MON 星期一 LUN
 18 AUG 2008

HEAT 1

预赛 第1组 / ÉLIMINATOIRE 1

RESULTS

比赛成绩 / RÉSULTATS

Race 9
3:09.190

 World Best Time: **ITA** ROSSI/ Scarpa Atlanta, GA (USA) 1996

| Rank | Lane | NOC | BIB | Name | 250m | 500m | 750m | 1000m | |
|------|------|-----|-----|---------------------|-----------|-------------|-------------|--------------|-----|
| 1 | 6 | GER | 118 | HOLLSTEIN Martin | 45.82 (3) | 1:35.24 (2) | 2:24.81 (1) | 3:15.987 (1) | QF |
| | | | 114 | IHLE Andreas | 0.78 | 0.57 | | | |
| | | | | | | 49.42 (3) | 49.57 (1) | 51.177 (1) | |
| 2 | 7 | DEN | 75 | KNUDSEN Kim Wraae | 45.04 (1) | 1:34.67 (1) | 2:25.40 (2) | 3:18.709 (2) | QF |
| | | | 76 | POULSEN Rene Holten | | | 0.59 | 2.722 | |
| | | | | | | 49.63 (4) | 50.73 (3) | 53.309 (3) | |
| 3 | 5 | FRA | 89 | COLIN Philippe | 46.80 (4) | 1:35.74 (3) | 2:25.67 (3) | 3:18.968 (3) | QF |
| | | | 90 | CARRE Cyrille | 1.76 | 1.07 | 0.86 | 2.981 | |
| | | | | | | 48.94 (1) | 49.93 (2) | 53.298 (2) | |
| 4 | 4 | BEL | 18 | de BONT Kevin | 47.24 (5) | 1:36.53 (4) | 2:28.08 (4) | 3:21.604 (4) | QS |
| | | | 17 | MAESEN Bob | 2.20 | 1.86 | 3.27 | 5.617 | |
| | | | | | | 49.29 (2) | 51.55 (4) | 53.524 (4) | |
| 5 | 3 | CHN | 55 | SHEN Jie | 48.34 (6) | 1:39.53 (6) | 2:32.70 (5) | 3:26.443 (5) | QS |
| | | | 62 | HUANG Zhipeng | 3.30 | 4.86 | 7.89 | 10.456 | |
| | | | | | | 51.19 (5) | 53.17 (5) | 53.743 (5) | |
| 6 | 2 | VEN | 248 | RAMOS Jose | 45.73 (2) | 1:37.81 (5) | 2:33.24 (6) | 3:31.569 (6) | QS |
| | | | 247 | RODRIGUEZ Gabriel | 0.69 | 3.14 | 8.43 | 15.582 | |
| | | | | | | 52.08 (6) | 55.43 (6) | 58.329 (6) | |
| 8 | | SWE | 234 | OSCARSSON Markus | | | | | DSQ |
| | | | 235 | GUSTAFSSON Anders | | | | | |

 Progression System **1/3 to Final, 4/7 to S.F.+8th B.T., Rest Out**

| | | | | | |
|------------------------|-----|----------------|-------------------------------|-----|-----------------|
| Chief Official: | HUN | VASKUTI Istvan | Course Umpire: | NOR | BACHE-WIIG Jan |
| Chief Judge: | CAN | GARNER Frank | Course Umpire: | POL | PISZCZ Rafal |
| Starter: | BLR | SABLYKA Sergei | Chief Finish Official: | CZE | CHARVATOVA Hana |

| | | | | | | |
|---------------------------|--------------------|--------|-------------|---------------|-----------------|--|
| Weather Conditions | Air Temperature: | 28.3°C | Wind Speed: | 1.2 / 1.3 m/s | Wind Direction: | |
| | Water Temperature: | 28.3°C | Conditions: | Cloudy | | |
| | Humidity: | 49.0% | | | | |

Note: Results are subject to change after consideration of the Course Umpire report, Boat and Doping Control results.

| | | | | | | | | |
|----------------|-----|---------------------|----|-------------------------|-----|--|---|------------|
| Legend: | QF | Qualified for final | QS | Qualified for semifinal | ?? | Might qualify by time or it is not clear | X | Eliminated |
| | DSQ | Disqualified | °C | Degree celsius | m/s | Metres per second | | |

**SY ROWING-CANOEING PARK CANOE / KAYAK FLATWATER RACING**顺义奥林匹克水上公园
PO DE SHUNYI

皮划艇静水 / CANOE/KAYAK EN EAUX CALMES

KAYAK DOUBLE (K2) 1000M MEN

男子双人皮艇1000米 / KAYAK BIPLACE (K2) 1000 M - HOMMES



MON 星期一 LUN

18 AUG 2008

HEAT 2

预赛 第2组 / ÉLIMINATOIRE 2

RESULTS

比赛成绩 / RÉSULTATS

Race 10World Best Time: **ITA** ROSSI/ Scarpa Atlanta, GA (USA) 1996 **3:09.190**

| Rank | Lane | NOC | BIB | Name | 250m | 500m | 750m | 1000m | |
|------|------|-----|-----|--------------------|-----------|-------------|-------------|--------------|----|
| 1 | 6 | HUN | 126 | KAMMERER Zoltan | 47.01 (5) | 1:36.56 (5) | 2:26.25 (1) | 3:17.636 (1) | QF |
| | | | 130 | KUCSERA Gabor | 1.12 | 0.59 | | | |
| | | | | | | 49.55 (2) | 49.69 (1) | 51.386 (2) | |
| 2 | 5 | POL | 189 | SEROCZYNSKI Adam | 45.89 (1) | 1:36.06 (2) | 2:26.56 (2) | 3:18.282 (2) | QF |
| | | | 185 | KUJAWSKI Mariusz | | 0.09 | 0.31 | 0.646 | |
| | | | | | | 50.17 (5) | 50.50 (2) | 51.722 (3) | |
| 3 | 3 | ITA | 138 | FACCHIN Andrea | 46.12 (2) | 1:36.23 (3) | 2:27.56 (4) | 3:18.897 (3) | QF |
| | | | 141 | SCADUTO Antonio M. | 0.23 | 0.26 | 1.31 | 1.261 | |
| | | | | | | 50.11 (4) | 51.33 (4) | 51.337 (1) | |
| 4 | 7 | NZL | 176 | WALKER Mike | 46.36 (3) | 1:36.35 (4) | 2:27.00 (3) | 3:19.167 (4) | QS |
| | | | 174 | FERGUSON Steven | 0.47 | 0.38 | 0.75 | 1.531 | |
| | | | | | | 49.99 (3) | 50.65 (3) | 52.167 (4) | |
| 5 | 2 | LAT | 163 | STRAUME Kristis | 46.61 (4) | 1:35.97 (1) | 2:29.21 (5) | 3:23.198 (5) | QS |
| | | | 162 | ZALUPE Kristaps | 0.72 | | 2.96 | 5.562 | |
| | | | | | | 49.36 (1) | 53.24 (6) | 53.988 (6) | |
| 6 | 4 | FIN | 85 | HOKAJARVI Mika | 47.40 (6) | 1:38.32 (6) | 2:29.75 (6) | 3:23.475 (6) | QS |
| | | | 87 | MIKKONEN Kalle | 1.51 | 2.35 | 3.50 | 5.839 | |
| | | | | | | 50.92 (6) | 51.43 (5) | 53.725 (5) | |
| 7 | 8 | CAN | 40 | JORENS Steven | 47.62 (7) | 1:39.31 (7) | 2:32.69 (7) | 3:29.037 (7) | QS |
| | | | 33 | CUTHBERT Ryan | 1.73 | 3.34 | 6.44 | 11.401 | |
| | | | | | | 51.69 (7) | 53.38 (7) | 56.347 (7) | |

Progression System **1/3 to Final, 4/7 to S.F.+8th B.T., Rest Out**

| | | | | | |
|------------------------|-----|----------------|-------------------------------|-----|-----------------|
| Chief Official: | HUN | VASKUTI Istvan | Course Umpire: | RSA | WITHERDEN Alan |
| Chief Judge: | CAN | GARNER Frank | Course Umpire: | GBR | MOULE Peter |
| Starter: | BLR | SABLYKA Sergei | Chief Finish Official: | CZE | CHARVATOVA Hana |

| | | | | | | |
|---------------------------|--------------------|--------|-------------|---------------|-----------------|--|
| Weather Conditions | Air Temperature: | 28.3°C | Wind Speed: | 1.2 / 1.3 m/s | Wind Direction: | |
| | Water Temperature: | 28.3°C | Conditions: | Cloudy | | |
| | Humidity: | 49.0% | | | | |

Note: Results are subject to change after consideration of the Course Umpire report, Boat and Doping Control results.

| | | | | | | | | |
|----------------|----|---------------------|-----|-------------------------|----|--|---|------------|
| Legend: | QF | Qualified for final | QS | Qualified for semifinal | ?? | Might qualify by time or it is not clear | X | Eliminated |
| | °C | Degree celsius | m/s | Metres per second | | | | |


SY ROWING-CANOEING PARK CANOE / KAYAK FLATWATER RACING

 顺义奥林匹克水上公园
PO DE SHUNYI

皮划艇静水 / CANOE/KAYAK EN EAUX CALMES

KAYAK DOUBLE (K2) 1000M MEN

男子双人皮艇1000米 / KAYAK BIPLACE (K2) 1000 M - HOMMES


 WED 星期三 MER
20 AUG 2008

SEMIFINAL 1

半决赛 第1组 / DEMI-FINALE 1

RESULTS

比赛成绩 / RÉSULTATS

Race 36

 World Best Time: **ITA** ROSSI/ Scarpa Atlanta, GA (USA) 1996 **3:09.190**

| Rank | Lane | NOC | BIB | Name | 250m | 500m | 750m | 1000m | |
|------|------|-----|-----|-------------------|-----------|-------------|-------------|--------------|----|
| 1 | 3 | LAT | 163 | STRAUME Kristis | 48.05 (4) | 1:37.46 (3) | 2:29.54 (3) | 3:23.408 (1) | QF |
| | | | 162 | ZALUPE Kristaps | 1.62 | 0.22 | 0.62 | | |
| | | | | | | 49.41 (1) | 52.08 (3) | 53.868 (4) | |
| 2 | 4 | NZL | 176 | WALKER Mike | 47.08 (3) | 1:37.55 (4) | 2:28.92 (1) | 3:23.511 (2) | QF |
| | | | 174 | FERGUSON Steven | 0.65 | 0.31 | 0.103 | | |
| | | | | | | 50.47 (2) | 51.37 (1) | 54.591 (5) | |
| 3 | 6 | CHN | 55 | SHEN Jie | 50.14 (7) | 1:42.04 (7) | 2:34.06 (6) | 3:24.031 (3) | QF |
| | | | 62 | HUANG Zhipeng | 3.71 | 4.80 | 5.14 | 0.623 | |
| | | | | | | 51.90 (7) | 52.02 (2) | 49.971 (1) | |
| 4 | 5 | BEL | 18 | de BONT Kevin | 46.57 (2) | 1:37.24 (1) | 2:29.45 (2) | 3:24.148 (4) | X |
| | | | 17 | MAESEN Bob | 0.14 | | 0.53 | 0.740 | |
| | | | | | | 50.67 (3) | 52.21 (4) | 54.698 (6) | |
| 5 | 1 | CAN | 40 | JORENS Steven | 48.25 (5) | 1:39.36 (5) | 2:33.07 (5) | 3:26.635 (5) | X |
| | | | 33 | CUTHBERT Ryan | 1.82 | 2.12 | 4.15 | 3.227 | |
| | | | | | | 51.11 (6) | 53.71 (7) | 53.565 (3) | |
| 6 | 7 | FIN | 85 | HOKAJARVI Mika | 46.43 (1) | 1:37.34 (2) | 2:30.87 (4) | 3:27.018 (6) | X |
| | | | 87 | MIKKONEN Kalle | | 0.10 | 1.95 | 3.610 | |
| | | | | | | 50.91 (5) | 53.53 (6) | 56.148 (7) | |
| 7 | 2 | VEN | 248 | RAMOS Jose | 50.01 (6) | 1:40.87 (6) | 2:34.37 (7) | 3:27.423 (7) | X |
| | | | 247 | RODRIGUEZ Gabriel | 3.58 | 3.63 | 5.45 | 4.015 | |
| | | | | | | 50.86 (4) | 53.50 (5) | 53.053 (2) | |

 Progression System **1/3 to Final**

| | | | | | |
|------------------------|-----|----------------|-------------------------------|-----|-----------------|
| Chief Official: | HUN | VASKUTI Istvan | Course Umpire: | NOR | BACHE-WIIG Jan |
| Chief Judge: | CAN | GARNER Frank | Course Umpire: | POL | PISZCZ Rafal |
| Starter: | BLR | SABLYKA Sergei | Chief Finish Official: | CZE | CHARVATOVA Hana |

| | | | | | | |
|---------------------------|--------------------|--------|-------------|---------------|-----------------|--|
| Weather Conditions | Air Temperature: | 28.7°C | Wind Speed: | 1.9 / 1.5 m/s | Wind Direction: | |
| | Water Temperature: | 28.7°C | Conditions: | Cloudy | | |
| | Humidity: | 61.0% | | | | |

Note: Results are subject to change after consideration of the Course Umpire report, Boat and Doping Control results.

| | | | | | | | | |
|----------------|----|---------------------|-----|-------------------------|----|--|---|------------|
| Legend: | QF | Qualified for final | QS | Qualified for semifinal | ?? | Might qualify by time or it is not clear | X | Eliminated |
| | °C | Degree celsius | m/s | Metres per second | | | | |

**SY ROWING-CANOEING PARK CANOE / KAYAK FLATWATER RACING**顺义奥林匹克水上公园
PO DE SHUNYI

皮划艇静水 / CANOE/KAYAK EN EAUX CALMES

KAYAK DOUBLE (K2) 1000M MEN

男子双人皮艇1000米 / KAYAK BIPLACE (K2) 1000 M - HOMMES

FRI 星期五 VEN
22 AUG 2008**FINAL**
决赛 / FINALE**RESULTS**

比赛成绩 / RÉSULTATS

Race 52World Best Time: **ITA** ROSSI/ Scarpa Atlanta, GA (USA) 1996 **3:09.190**

| Rank | Lane | NOC | BIB | Name | 250m | 500m | 750m | 1000m |
|------|------|-----|-----|---------------------|-----------|-------------|-------------|--------------|
| 1 | 5 | GER | 118 | HOLLSTEIN Martin | 45.79 (2) | 1:34.40 (3) | 2:23.19 (2) | 3:11.809 (1) |
| | | | 114 | IHLE Andreas | 1.12 | 2.34 | 1.09 | |
| | | | | | | 48.61 (5) | 48.79 (2) | 48.619 (1) |
| 2 | * 3 | DEN | 75 | KNUDSEN Kim Wraae | 46.11 (4) | 1:33.94 (2) | 2:23.46 (3) | 3:13.580 (2) |
| | | | 76 | POULSEN Rene Holten | 1.44 | 1.88 | 1.36 | 1.771 |
| | | | | | | 47.83 (2) | 49.52 (3) | 50.120 (6) |
| 3 | 2 | ITA | 138 | FACCHIN Andrea | 46.66 (7) | 1:34.82 (4) | 2:25.65 (5) | 3:14.750 (3) |
| | | | 141 | SCADUTO Antonio M. | 1.99 | 2.76 | 3.55 | 2.941 |
| | | | | | | 48.16 (3) | 50.83 (9) | 49.100 (3) |
| 4 | 6 | POL | 189 | SEROCZYNSKI Adam | 47.26 (8) | 1:35.71 (5) | 2:26.16 (6) | 3:14.828 (4) |
| | | | 185 | KUJAWSKI Mariusz | 2.59 | 3.65 | 4.06 | 3.019 |
| | | | | | | 48.45 (4) | 50.45 (5) | 48.668 (2) |
| 5 | * 4 | HUN | 126 | KAMMERER Zoltan | 44.67 (1) | 1:32.06 (1) | 2:22.10 (1) | 3:15.049 (5) |
| | | | 130 | KUCSERA Gabor | | | | 3.240 |
| | | | | | | 47.39 (1) | 50.04 (4) | 52.949 (9) |
| 6 | 1 | NZL | 176 | WALKER Mike | 45.88 (3) | 1:36.25 (7) | 2:24.65 (4) | 3:15.329 (6) |
| | | | 174 | FERGUSON Steven | 1.21 | 4.19 | 2.55 | 3.520 |
| | | | | | | 50.37 (7) | 48.40 (1) | 50.679 (7) |
| 7 | 7 | FRA | 89 | COLIN Philippe | 46.65 (6) | 1:35.96 (6) | 2:26.69 (7) | 3:16.532 (7) |
| | | | 90 | CARRE Cyrille | 1.98 | 3.90 | 4.59 | 4.723 |
| | | | | | | 49.31 (6) | 50.73 (8) | 49.842 (4) |
| 8 | 8 | LAT | 163 | STRAUME Kristis | 46.20 (5) | 1:36.65 (8) | 2:27.28 (8) | 3:19.387 (8) |
| | | | 162 | ZALUPE Kristaps | 1.53 | 4.59 | 5.18 | 7.578 |
| | | | | | | 50.45 (8) | 50.63 (=6) | 52.107 (8) |
| 9 | 9 | CHN | 55 | SHEN Jie | 50.65 (9) | 1:41.35 (9) | 2:31.98 (9) | 3:22.058 (9) |
| | | | 62 | HUANG Zhipeng | 5.98 | 9.29 | 9.88 | 10.249 |
| | | | | | | 50.70 (9) | 50.63 (=6) | 50.078 (5) |

| | | | | | |
|------------------------|-----|-----------------|-------------------------------|-----|-----------------|
| Chief Official: | HUN | VASKUTI Istvan | Course Umpire: | RSA | WITHERDEN Alan |
| Chief Judge: | CAN | GARNER Frank | Course Umpire: | GBR | MOULE Peter |
| Starter: | BLR | SHABLYKA Sergei | Chief Finish Official: | CZE | CHARVATOVA Hana |

| | | | | | | |
|---------------------------|--------------------|--------|-------------|---------------|-----------------|--|
| Weather Conditions | Air Temperature: | 31.0°C | Wind Speed: | 1.7 / 0.5 m/s | Wind Direction: | |
| | Water Temperature: | 28.6°C | Conditions: | Sunny | | |
| | Humidity: | 50.0% | | | | |

Note: Results are subject to change after consideration of the Course Umpire report, Boat and Doping Control results.

| | | | | | | | | |
|----------------|----|---------------------|----|-------------------------|-----|--|---|------------|
| Legend: | QF | Qualified for final | QS | Qualified for semifinal | ?? | Might qualify by time or it is not clear | X | Eliminated |
| | * | False start | °C | Degree celsius | m/s | Metres per second | | |



RESULTS SUMMARY BY EVENT
 按项目的比赛成绩总览表 / TABLEAU DES RÉSULTATS PAR ÉPREUVE

| Race | Date | Round | Rank | | | | | | | | | Progression System |
|------------------|-------------|-------|------------|------------|------------|------------|------------|------------|------------|------------|------------|--|
| | | | 1 | 2 | 3 | 4 | 5 | 6 | 7 | 8 | 9 | |
| Heats | | | | | | | | | | | | |
| 9 | 18 AUG 2008 | 1 | GER | DEN | FRA | BEL | CHN | VEN | SWE | | | 1/3 to Final, 4/7 to S.F.+8th B.T., Rest Out |
| | | | 3:15.987 | 3:18.709 | 3:18.968 | 3:21.604 | 3:26.443 | 3:31.569 | DSQ | | | |
| 10 | 18 AUG 2008 | 2 | HUN | POL | ITA | NZL | LAT | FIN | CAN | | | |
| | | | 3:17.636 | 3:18.282 | 3:18.897 | 3:19.167 | 3:23.198 | 3:23.475 | 3:29.037 | | | |
| Semifinal | | | | | | | | | | | | |
| 36 | 20 AUG 2008 | 1 | LAT | NZL | CHN | BEL | CAN | FIN | VEN | | | 1/3 to Final |
| | | | 3:23.408 | 3:23.511 | 3:24.031 | 3:24.148 | 3:26.635 | 3:27.018 | 3:27.423 | | | |
| Final | | | | | | | | | | | | |
| 52 | 22 AUG 2008 | | GER | DEN | ITA | POL | HUN | NZL | FRA | LAT | CHN | |
| | | | 3:11.809 | 3:13.580 | 3:14.750 | 3:14.828 | 3:15.049 | 3:15.329 | 3:16.532 | 3:19.387 | 3:22.058 | |

Legend:

| | | | | | | | | | | | |
|-----|--------------|--|--|--|--|--|--|--|--|--|--|
| DSQ | Disqualified | | | | | | | | | | |
|-----|--------------|--|--|--|--|--|--|--|--|--|--|

**SY ROWING-CANOEING PARK CANOE / KAYAK FLATWATER RACING**顺义奥林匹克水上公园
PO DE SHUNYI

皮划艇静水 / CANOE/KAYAK EN EAUX CALMES

KAYAK DOUBLE (K2) 500M MEN

男子双人皮艇500米 / KAYAK BIPLACE (K2) 500 M - HOMMES

TUE 星期二 MAR
19 AUG 2008**HEAT 1**

预赛 第1组 / ÉLIMINATOIRE 1

RESULTS

比赛成绩 / RÉSULTATS

Race 25World Best Time: **GER** RAUHE/ WIESKOTTER

Szeged (HUN) 2002

1:26.971

| Rank | Lane | NOC | BIB | Name | 250m | 500m | |
|------|------|-----|-----|----------------------|-----------|--------------|----|
| 1 | * 5 | GER | 117 | RAUHE Ronald | 42.97 (1) | 1:28.736 (1) | QF |
| | | | 106 | WIESKOTTER Tim | | 45.766 (1) | |
| 2 | 3 | FRA | 91 | LECRUBIER Vincent | 43.56 (4) | 1:29.805 (2) | QF |
| | | | 95 | JOUBE Sebastien | 0.59 | 1.069 | |
| | | | | | | 46.245 (2) | |
| 3 | 7 | ITA | 138 | FACCHIN Andrea | 43.36 (2) | 1:30.240 (3) | QF |
| | | | 141 | SCADUTO Antonio M. | 0.39 | 1.504 | |
| | | | | | | 46.880 (3) | |
| 4 | 4 | LAT | 163 | STRAUME Kristis | 43.84 (5) | 1:31.020 (4) | QS |
| | | | 162 | ZALUPE Kristaps | 0.87 | 2.284 | |
| | | | | | | 47.180 (5) | |
| 5 | * 6 | LTU | 165 | DUONELA Alvydas | 43.46 (3) | 1:31.232 (5) | QS |
| | | | 164 | BALCIUNAS Egidijus | 0.49 | 2.496 | |
| | | | | | | 47.772 (6) | |
| 6 | 8 | AUS | 9 | ROBINSON Clint | 44.57 (7) | 1:31.712 (6) | QS |
| | | | 4 | CLEAR Jacob | 1.60 | 2.976 | |
| | | | | | | 47.142 (4) | |
| 7 | 2 | KAZ | 156 | DERGUNOV Alexey | 44.47 (6) | 1:33.363 (7) | QS |
| | | | 155 | KALTENBERGER Dmitriy | 1.50 | 4.627 | |
| | | | | | | 48.893 (7) | |
| 8 | 1 | CHN | 55 | SHEN Jie | 45.42 (8) | 1:34.432 (8) | ?? |
| | | | 62 | HUANG Zhipeng | 2.45 | 5.696 | |
| | | | | | | 49.012 (8) | |

Progression System **1/3 to Final, 4/7 to S.F.+8th B.T., Rest Out**

| | | | | | |
|------------------------|-----|----------------|-------------------------------|-----|-----------------|
| Chief Official: | HUN | VASKUTI Istvan | Course Umpire: | ITA | TARABUSI Sante |
| Chief Judge: | CAN | GARNER Frank | Course Umpire: | ESP | BLAZQUEZ Pedro |
| Starter: | BLR | SABLYKA Sergei | Chief Finish Official: | CZE | CHARVATOVA Hana |

| | | | | | | |
|---------------------------|--------------------|--------|-------------|---------------|-----------------|--|
| Weather Conditions | Air Temperature: | 30.1°C | Wind Speed: | 1.0 / 0.9 m/s | Wind Direction: | |
| | Water Temperature: | 29.0°C | Conditions: | Sunny | | |
| | Humidity: | 46.0% | | | | |

Note: Results are subject to change after consideration of the Course Umpire report, Boat and Doping Control results.

| | | | | | | | | |
|----------------|----|---------------------|----|-------------------------|-----|--|---|------------|
| Legend: | QF | Qualified for final | QS | Qualified for semifinal | ?? | Might qualify by time or it is not clear | X | Eliminated |
| | * | False start | °C | Degree celsius | m/s | Metres per second | | |

**SY ROWING-CANOEING PARK CANOE / KAYAK FLATWATER RACING**顺义奥林匹克水上公园
PO DE SHUNYI

皮划艇静水 / CANOE/KAYAK EN EAUX CALMES

KAYAK DOUBLE (K2) 500M MEN

男子双人皮艇500米 / KAYAK BIPLACE (K2) 500 M - HOMMES

TUE 星期二 MAR
19 AUG 2008**HEAT 2**

预赛 第2组 / ÉLIMINATOIRE 2

RESULTS

比赛成绩 / RÉSULTATS

Race 26World Best Time: **GER** RAUHE/ WIESKOTTER

Szeged (HUN) 2002

1:26.971

| Rank | Lane | NOC | BIB | Name | 250m | 500m | |
|------|------|-----|-----|---------------------|-----------|---------------------|----|
| 1 | 5 | BLR | 23 | PIATRUSHENKA Raman | 42.68 (2) | 1:28.661 (1) | QF |
| | | | 22 | MAKHNEU Vadzim | 0.09 | 45.981 (2) | |
| 2 | 7 | ESP | 80 | CRAVIOTTO Saul | 42.59 (1) | 1:28.983 (2) | QF |
| | | | 84 | PEREZ Carlos | | 0.322 46.393 (3) | |
| 3 | 6 | HUN | 126 | KAMMERER Zoltan | 43.61 (4) | 1:30.099 (3) | QF |
| | | | 130 | KUCSERA Gabor | 1.02 | 1.438 46.489 (4) | |
| 4 | 4 | CAN | 34 | DOBER Richard Jr | 43.17 (3) | 1:30.234 (4) | QS |
| | | | 47 | WILLOWS Andrew | 0.58 | 1.573 47.064 (5) | |
| 5 | 8 | DEN | 75 | KNUDSEN Kim Wraae | 44.38 (7) | 1:30.348 (5) | QS |
| | | | 76 | POULSEN Rene Holten | 1.79 | 1.687 45.968 (1) | |
| 6 | 3 | POL | 190 | TWARDOWSKI Marek | 44.19 (5) | 1:32.107 (6) | QS |
| | | | 192 | WYSOCKI Adam | 1.60 | 3.446 47.917 (6) | |
| 7 | 1 | FIN | 85 | HOKAJARVI Mika | 44.77 (8) | 1:33.785 (7) | QS |
| | | | 87 | MIKKONEN Kalle | 2.18 | 5.124 49.015 (7) | |
| 8 | 2 | VEN | 248 | RAMOS Jose | 44.30 (6) | 1:34.220 (8) | QS |
| | | | 247 | RODRIGUEZ Gabriel | 1.71 | 5.559 49.920 (8) | |

Progression System **1/3 to Final, 4/7 to S.F.+8th B.T., Rest Out**

| | | | | | |
|------------------------|-----|----------------|-------------------------------|-----|-----------------|
| Chief Official: | HUN | VASKUTI Istvan | Course Umpire: | NOR | BACHE-WIIG Jan |
| Chief Judge: | CAN | GARNER Frank | Course Umpire: | POL | PISZCZ Rafal |
| Starter: | BLR | SABLYKA Sergei | Chief Finish Official: | CZE | CHARVATOVA Hana |

| | | | | | | |
|---------------------------|--------------------|--------|-------------|---------------|-----------------|--|
| Weather Conditions | Air Temperature: | 29.9°C | Wind Speed: | 1.0 / 0.5 m/s | Wind Direction: | |
| | Water Temperature: | 29.1°C | Conditions: | Sunny | | |
| | Humidity: | 45.0% | | | | |

Note: Results are subject to change after consideration of the Course Umpire report, Boat and Doping Control results.

| | | | | | | | | |
|----------------|----|---------------------|-----|-------------------------|----|--|---|------------|
| Legend: | QF | Qualified for final | QS | Qualified for semifinal | ?? | Might qualify by time or it is not clear | X | Eliminated |
| | °C | Degree celsius | m/s | Metres per second | | | | |

**SY ROWING-CANOEING PARK CANOE / KAYAK FLATWATER RACING**顺义奥林匹克水上公园
PO DE SHUNYI

皮划艇静水 / CANOE/KAYAK EN EAUX CALMES

KAYAK DOUBLE (K2) 500M MEN

男子双人皮艇500米 / KAYAK BIPLACE (K2) 500 M - HOMMES

THU 星期四 JEU
21 AUG 2008**SEMIFINAL 1**

半决赛 第1组 / DEMI-FINALE 1

RESULTS

比赛成绩 / RÉSULTATS

Race 46World Best Time: **GER** RAUHE/ WIESKOTTER

Szeged (HUN) 2002

1:26.971

| Rank | Lane | NOC | BIB | Name | 250m | 500m | |
|------|------|-----|------------|--|-------------------|-------------------------------------|----|
| 1 | 4 | CAN | 34 47 | DOBER Richard Jr WILLOWS Andrew | 43.91 (2) 0.11 | 1:31.232 (1) 47.322 (3) | QF |
| 2 | * 7 | POL | 190 192 | TWARDOWSKI Marek WYSOCKI Adam | 43.80 (1) | 1:31.481 (2) 0.249 47.681 (4) | QF |
| 3 | 3 | DEN | 75 76 | KNUDSEN Kim Wraae POULSEN Rene Holten | 45.85 (8) 2.05 | 1:31.796 (3) 0.564 45.946 (1) | QF |
| 4 | 5 | LAT | 163 162 | STRAUME Kristis ZALUPE Kristaps | 44.38 (4) 0.58 | 1:32.649 (4) 1.417 48.269 (6) | X |
| 5 | 6 | LTU | 165 164 | DUONELA Alvydas BALCIUNAS Egidijus | 44.16 (3) 0.36 | 1:32.887 (5) 1.655 48.727 (7) | X |
| 6 | 8 | KAZ | 156 155 | DERGUNOV Alexey KALTENBERGER Dmitriy | 46.38 (9) 2.58 | 1:33.512 (6) 2.280 47.132 (2) | X |
| 7 | * 2 | AUS | 9 4 | ROBINSON Clint CLEAR Jacob | 45.63 (7) 1.83 | 1:33.839 (7) 2.607 48.209 (5) | X |
| 8 | 1 | FIN | 85 87 | HOKAJARVI Mika MIKKONEN Kalle | 45.20 (5) 1.40 | 1:34.994 (8) 3.762 49.794 (8) | X |
| 9 | * 9 | VEN | 248 247 | RAMOS Jose RODRIGUEZ Gabriel | 45.54 (6) 1.74 | 1:37.285 (9) 6.053 51.745 (9) | X |

Progression System **1/3 to Final**

| | | | | | |
|------------------------|-----|-----------------|-------------------------------|-----|-----------------|
| Chief Official: | HUN | VASKUTI Istvan | Course Umpire: | ITA | TARABUSI Sante |
| Chief Judge: | CAN | GARNER Frank | Course Umpire: | ESP | BLAZQUEZ Pedro |
| Starter: | BLR | SHABLYKA Sergei | Chief Finish Official: | CZE | CHARVATOVA Hana |

| | | | | | | |
|---------------------------|--------------------|--------|-------------|---------------|-----------------|--|
| Weather Conditions | Air Temperature: | 20.4°C | Wind Speed: | 1.4 / 1.0 m/s | Wind Direction: | |
| | Water Temperature: | 27.4°C | Conditions: | Rain | | |
| | Humidity: | 91.0% | | | | |

Note: Results are subject to change after consideration of the Course Umpire report, Boat and Doping Control results.

| | | | | | | | | |
|----------------|----|---------------------|----|-------------------------|-----|--|---|------------|
| Legend: | QF | Qualified for final | QS | Qualified for semifinal | ?? | Might qualify by time or it is not clear | X | Eliminated |
| | * | False start | °C | Degree celsius | m/s | Metres per second | | |

**SY ROWING-CANOEING PARK CANOE / KAYAK FLATWATER RACING**顺义奥林匹克水上公园
PO DE SHUNYI

皮划艇静水 / CANOE/KAYAK EN EAUX CALMES

KAYAK DOUBLE (K2) 500M MEN

男子双人皮艇500米 / KAYAK BIPLACE (K2) 500 M - HOMMES

SAT 星期六 SAM
23 AUG 2008**FINAL**
决赛 / FINALE**RESULTS**

比赛成绩 / RÉSULTATS

Race 58World Best Time: **GER** RAUHE/ WIESKOTTER

Szeged (HUN) 2002

1:26.971

| Rank | Lane | NOC | BIB | Name | 250m | 500m | |
|------|------|-----|-----|---------------------|-----------|--------------|--|
| 1 | 6 | ESP | 80 | CRAVIOTTO Saul | 42.69 (1) | 1:28.736 (1) | |
| | | | 84 | PEREZ Carlos | | 46.046 (3) | |
| 2 | 5 | GER | 117 | RAUHE Ronald | 43.83 (4) | 1:28.827 (2) | |
| | | | 106 | WIESKOTTER Tim | 1.14 | 0.091 | |
| | | | | | | 44.997 (1) | |
| 3 | * 4 | BLR | 23 | PIATRUSHENKA Raman | 43.74 (3) | 1:30.005 (3) | |
| | | | 22 | MAKHNEU Vadzim | 1.05 | 1.269 | |
| | | | | | | 46.265 (5) | |
| 4 | 2 | HUN | 126 | KAMMERER Zoltan | 44.19 (6) | 1:30.285 (4) | |
| | | | 130 | KUCSERA Gabor | 1.50 | 1.549 | |
| | | | | | | 46.095 (4) | |
| 5 | 9 | DEN | 75 | KNUDSEN Kim Wraae | 45.08 (9) | 1:30.569 (5) | |
| | | | 76 | POULSEN Rene Holten | 2.39 | 1.833 | |
| | | | | | | 45.489 (2) | |
| 6 | * 8 | CAN | 34 | DOBER Richard Jr | 44.48 (7) | 1:30.857 (6) | |
| | | | 47 | WILLOWS Andrew | 1.79 | 2.121 | |
| | | | | | | 46.377 (6) | |
| 7 | 3 | FRA | 91 | LECRUBIER Vincent | 43.66 (2) | 1:31.312 (7) | |
| | | | 95 | JOUBE Sebastien | 0.97 | 2.576 | |
| | | | | | | 47.652 (8) | |
| 8 | 1 | POL | 190 | TWARDOWSKI Marek | 44.57 (8) | 1:31.869 (8) | |
| | | | 192 | WYSOCKI Adam | 1.88 | 3.133 | |
| | | | | | | 47.299 (7) | |
| 9 | 7 | ITA | 138 | FACCHIN Andrea | 44.07 (5) | 1:31.934 (9) | |
| | | | 141 | SCADUTO Antonio M. | 1.38 | 3.198 | |
| | | | | | | 47.864 (9) | |

| | | | | | |
|------------------------|-----|-----------------|-------------------------------|-----|-----------------|
| Chief Official: | HUN | VASKUTI Istvan | Course Umpire: | RSA | WITHERDEN Alan |
| Chief Judge: | CAN | GARNER Frank | Course Umpire: | GBR | MOULE Peter |
| Starter: | BLR | SHABLYKA Sergei | Chief Finish Official: | CZE | CHARVATOVA Hana |

| | | | | | | |
|---------------------------|--------------------|--------|-------------|---------------|-----------------|--|
| Weather Conditions | Air Temperature: | 31.8°C | Wind Speed: | 1.0 / 0.7 m/s | Wind Direction: | |
| | Water Temperature: | 29.0°C | Conditions: | Sunny | | |
| | Humidity: | 41.0% | | | | |

Note: Results are subject to change after consideration of the Course Umpire report, Boat and Doping Control results.

| | | | | | | | | |
|----------------|----|---------------------|----|-------------------------|-----|--|---|------------|
| Legend: | QF | Qualified for final | QS | Qualified for semifinal | ?? | Might qualify by time or it is not clear | X | Eliminated |
| | * | False start | °C | Degree celsius | m/s | Metres per second | | |


RESULTS SUMMARY BY EVENT

按项目的比赛成绩总览表 / TABLEAU DES RÉSULTATS PAR ÉPREUVE

| Race | Date | Round | Rank | | | | | | | | | Progression System |
|------------------|-------------|-------|------------|------------|------------|------------|------------|------------|------------|------------|--|--------------------|
| | | | 1 | 2 | 3 | 4 | 5 | 6 | 7 | 8 | 9 | |
| Heats | | | | | | | | | | | | |
| 25 | 19 AUG 2008 | 1 | GER | FRA | ITA | LAT | LTU | AUS | KAZ | CHN | 1/3 to Final, 4/7 to S.F.+8th B.T., Rest Out | |
| | | | 1:28.736 | 1:29.805 | 1:30.240 | 1:31.020 | 1:31.232 | 1:31.712 | 1:33.363 | 1:34.432 | | |
| 26 | 19 AUG 2008 | 2 | BLR | ESP | HUN | CAN | DEN | POL | FIN | VEN | | |
| | | | 1:28.661 | 1:28.983 | 1:30.099 | 1:30.234 | 1:30.348 | 1:32.107 | 1:33.785 | 1:34.220 | | |
| Semifinal | | | | | | | | | | | | |
| 46 | 21 AUG 2008 | 1 | CAN | POL | DEN | LAT | LTU | KAZ | AUS | FIN | VEN | 1/3 to Final |
| | | | 1:31.232 | 1:31.481 | 1:31.796 | 1:32.649 | 1:32.887 | 1:33.512 | 1:33.839 | 1:34.994 | 1:37.285 | |
| Final | | | | | | | | | | | | |
| 58 | 23 AUG 2008 | | ESP | GER | BLR | HUN | DEN | CAN | FRA | POL | ITA | |
| | | | 1:28.736 | 1:28.827 | 1:30.005 | 1:30.285 | 1:30.569 | 1:30.857 | 1:31.312 | 1:31.869 | 1:31.934 | |

**SY ROWING-CANOING PARK CANOE / KAYAK FLATWATER RACING**顺义奥林匹克水上公园
PO DE SHUNYI

皮划艇静水 / CANOE/KAYAK EN EAUX CALMES

KAYAK FOUR (K4) 1000M MEN

男子四人皮艇1000米 / KAYAK À QUATRE (K4) 1000 M - HOMMES

MON 星期一 LUN

18 AUG 2008

HEAT 1

预赛 第1组 / ÉLIMINATOIRE 1

**RESULTS**

比赛成绩 / RÉSULTATS

Race 13World Best Time: **SVK** RISZDORFER/ RISZDORFER/ VLCEK/ Erban Poznan (POL) 2005 **2:49.875**

| Rank | Lane | NOC | BIB | Name | 250m | 500m | 750m | 1000m | |
|------|------|-----|-----|--------------------|-----------|-------------|-------------|--------------|----|
| 1 | 5 | GER | 116 | ALTEPOST Lutz | 40.58 (1) | 1:26.03 (1) | 2:11.15 (1) | 2:57.148 (1) | QF |
| | | | 112 | BROCKL Norman | | | | | |
| | | | 119 | ECKBRETT Torsten | | 45.45 (3) | 45.12 (2) | 45.998 (4) | |
| | | | 109 | GOLDSCHMIDT Bjorn | | | | | |
| 2 | 6 | HUN | 133 | SIK Marton | 41.81 (3) | 1:26.12 (2) | 2:11.46 (2) | 2:57.242 (2) | QF |
| | | | 122 | BEE Istvan | 1.23 | 0.09 | 0.31 | 0.094 | |
| | | | 136 | VERECKEI Akos | | 44.31 (1) | 45.34 (3) | 45.782 (2) | |
| | | | 124 | BOZSIK Gabor | | | | | |
| 3 | 4 | BLR | 23 | PIATRUSHENKA Raman | 41.21 (2) | 1:27.38 (3) | 2:11.80 (3) | 2:58.825 (3) | QF |
| | | | 24 | ABALMASAU Aliaksei | 0.63 | 1.35 | 0.65 | 1.677 | |
| | | | 25 | LITVINCHUK Artur | | 46.17 (5) | 44.42 (1) | 47.025 (5) | |
| | | | 22 | MAKHNEU Vadzim | | | | | |
| 4 | 7 | CHN | 64 | LI Zhen | 42.25 (4) | 1:27.63 (4) | 2:14.08 (4) | 2:59.271 (4) | QS |
| | | | 65 | LIU Haitao | 1.67 | 1.60 | 2.93 | 2.123 | |
| | | | 60 | ZHOU Peng | | 45.38 (2) | 46.45 (5) | 45.191 (1) | |
| | | | 56 | LIN Miao | | | | | |
| 5 | 3 | AUS | 11 | SMITH David | 42.99 (5) | 1:29.14 (5) | 2:15.05 (5) | 3:00.920 (5) | QS |
| | | | 10 | SCHUMACHER Tony | 2.41 | 3.11 | 3.90 | 3.772 | |
| | | | 14 | SMITH Tate | | 46.15 (4) | 45.91 (4) | 45.870 (3) | |
| | | | 9 | ROBINSON Clint | | | | | |

Progression System **1/3 to Final, 4/7 to S.F.+8th B.T., Rest Out**

| | | | | | |
|------------------------|-----|----------------|-------------------------------|-----|-----------------|
| Chief Official: | HUN | VASKUTI Istvan | Course Umpire: | RSA | WITHERDEN Alan |
| Chief Judge: | CAN | GARNER Frank | Course Umpire: | GBR | MOULE Peter |
| Starter: | HUN | DENES Gyorgy | Chief Finish Official: | CZE | CHARVATOVA Hana |

| | | | | | | |
|---------------------------|--------------------|--------|-------------|---------------|-----------------|--|
| Weather Conditions | Air Temperature: | 27.6°C | Wind Speed: | 1.2 / 1.6 m/s | Wind Direction: | |
| | Water Temperature: | 28.3°C | Conditions: | Cloudy | | |
| | Humidity: | 57.0% | | | | |

Note: Results are subject to change after consideration of the Course Umpire report, Boat and Doping Control results.

| | | | | | | | | |
|----------------|----|---------------------|-----|-------------------------|----|--|---|------------|
| Legend: | QF | Qualified for final | QS | Qualified for semifinal | ?? | Might qualify by time or it is not clear | X | Eliminated |
| | °C | Degree celsius | m/s | Metres per second | | | | |

**SY ROWING-CANOEING PARK CANOE / KAYAK FLATWATER RACING**顺义奥林匹克水上公园
PO DE SHUNYI

皮划艇静水 / CANOE/KAYAK EN EAUX CALMES

KAYAK FOUR (K4) 1000M MEN

男子四人皮艇1000米 / KAYAK À QUATRE (K4) 1000 M - HOMMES

MON 星期一 LUN

18 AUG 2008

HEAT 2

预赛 第2组 / ÉLIMINATOIRE 2

**RESULTS**

比赛成绩 / RÉSULTATS

Race 14World Best Time: **SVK** RISZDORFER/ RISZDORFER/ VLCEK/ Erban Poznan (POL) 2005 **2:49.875**

| Rank | Lane | NOC | BIB | Name | 250m | 500m | 750m | 1000m | |
|------|------|-----|-----|-----------------------|-----------|-------------|-------------|--------------|----|
| 1 | 6 | SVK | 230 | RISZDORFER Richard | 42.60 (4) | 1:24.37 (1) | 2:10.58 (1) | 2:57.876 (1) | QF |
| | | | 229 | RISZDORFER Michal | 1.09 | | | | |
| | | | 232 | VLCEK Erik | | 41.77 (1) | 46.21 (4) | 47.296 (3) | |
| | | | 231 | TARR Juraj | | | | | |
| 2 | 7 | ITA | 147 | BENEDINI Franco | 42.22 (3) | 1:27.38 (4) | 2:12.37 (3) | 2:58.627 (2) | QF |
| | | | 146 | ROSSI Antonio | 0.71 | 3.01 | 1.79 | 0.751 | |
| | | | 140 | RICCHETTI Alberto | | 45.16 (4) | 44.99 (1) | 46.257 (1) | |
| | | | 139 | PIEMONTE Luca | | | | | |
| 3 | 5 | POL | 190 | TWARDOWSKI Marek | 42.08 (2) | 1:26.67 (3) | 2:12.52 (4) | 2:59.290 (3) | QF |
| | | | 186 | MENDELSKI Tomasz | 0.57 | 2.30 | 1.94 | 1.414 | |
| | | | 178 | BAUMANN Pawel | | 44.59 (3) | 45.85 (3) | 46.770 (2) | |
| | | | 192 | WYSOCKI Adam | | | | | |
| 4 | 4 | RUS | 213 | MEDVEDEV Ilya | 41.51 (1) | 1:25.38 (2) | 2:11.17 (2) | 2:59.518 (4) | QS |
| | | | 212 | SALAKHOV Evgeny | | 1.01 | 0.59 | 1.642 | |
| | | | 211 | VASILYEV Anton | | 43.87 (2) | 45.79 (2) | 48.348 (4) | |
| | | | 210 | VISHNYAKOV Konstantin | | | | | |
| 5 | 3 | CAN | 44 | REARDON Brady | 42.69 (5) | 1:28.87 (5) | 2:17.16 (5) | 3:06.811 (5) | QS |
| | | | 41 | MORTIMER Angus | 1.18 | 4.50 | 6.58 | 8.935 | |
| | | | 43 | PELLINI Chris | | 46.18 (5) | 48.29 (5) | 49.651 (5) | |
| | | | 39 | HILL Rhys | | | | | |

Progression System **1/3 to Final, 4/7 to S.F.+8th B.T., Rest Out**

| | | | | | |
|------------------------|-----|----------------|-------------------------------|-----|-----------------|
| Chief Official: | HUN | VASKUTI Istvan | Course Umpire: | ITA | TARABUSI Sante |
| Chief Judge: | CAN | GARNER Frank | Course Umpire: | ESP | BLAZQUEZ Pedro |
| Starter: | HUN | DENES Gyorgy | Chief Finish Official: | CZE | CHARVATOVA Hana |

| | | | | | | |
|---------------------------|--------------------|--------|-------------|---------------|-----------------|--|
| Weather Conditions | Air Temperature: | 27.6°C | Wind Speed: | 1.2 / 1.6 m/s | Wind Direction: | |
| | Water Temperature: | 28.3°C | Conditions: | Cloudy | | |
| | Humidity: | 57.0% | | | | |

Note: Results are subject to change after consideration of the Course Umpire report, Boat and Doping Control results.

| | | | | | | | | |
|----------------|----|---------------------|-----|-------------------------|----|--|---|------------|
| Legend: | QF | Qualified for final | QS | Qualified for semifinal | ?? | Might qualify by time or it is not clear | X | Eliminated |
| | °C | Degree celsius | m/s | Metres per second | | | | |

**SY ROWING-CANOEING PARK CANOE / KAYAK FLATWATER RACING**顺义奥林匹克水上公园
PO DE SHUNYI

皮划艇静水 / CANOE/KAYAK EN EAUX CALMES

KAYAK FOUR (K4) 1000M MEN

男子四人皮艇1000米 / KAYAK À QUATRE (K4) 1000 M - HOMMES

WED 星期三 MER
20 AUG 2008**SEMIFINAL 1**

半决赛 第1组 / DEMI-FINALE 1

RESULTS

比赛成绩 / RÉSULTATS

Race 38World Best Time: **SVK** RISZDORFER/ RISZDORFER/ VLCEK/ Erban Poznan (POL) 2005 **2:49.875**

| Rank | Lane | NOC | BIB | Name | 250m | 500m | 750m | 1000m | |
|------|------|-----|-----|-----------------------|-----------|-------------|-------------|--------------|----|
| 1 | 4 | RUS | 213 | MEDVEDEV Ilya | 41.71 (1) | 1:26.84 (1) | 2:13.51 (1) | 3:00.459 (1) | QF |
| | | | 212 | SALAKHOV Evgeny | | | | | |
| | | | 211 | VASILYEV Anton | | 45.13 (1) | 46.67 (3) | 46.949 (4) | |
| | | | 210 | VISHNYAKOV Konstantin | | | | | |
| 2 | 5 | CHN | 64 | LI Zhen | 42.76 (2) | 1:27.95 (2) | 2:15.06 (2) | 3:01.787 (2) | QF |
| | | | 65 | LIU Haitao | 1.05 | 1.11 | 1.55 | 1.328 | |
| | | | 60 | ZHOU Peng | | 45.19 (2) | 47.11 (4) | 46.727 (3) | |
| | | | 56 | LIN Miao | | | | | |
| 3 | 3 | CAN | 44 | REARDON Brady | 43.91 (4) | 1:30.02 (4) | 2:16.32 (4) | 3:02.572 (3) | QF |
| | | | 41 | MORTIMER Angus | 2.20 | 3.18 | 2.81 | 2.113 | |
| | | | 43 | PELLINI Chris | | 46.11 (3) | 46.30 (1) | 46.252 (1) | |
| | | | 39 | HILL Rhys | | | | | |
| 4 | 6 | AUS | 11 | SMITH David | 43.55 (3) | 1:29.76 (3) | 2:16.28 (3) | 3:02.743 (4) | X |
| | | | 10 | SCHUMACHER Tony | 1.84 | 2.92 | 2.77 | 2.284 | |
| | | | 14 | SMITH Tate | | 46.21 (4) | 46.52 (2) | 46.463 (2) | |
| | | | 9 | ROBINSON Clint | | | | | |

Progression System **1/3 to Final**

| | | | | | |
|------------------------|-----|----------------|-------------------------------|-----|-----------------|
| Chief Official: | HUN | VASKUTI Istvan | Course Umpire: | ITA | TARABUSI Sante |
| Chief Judge: | CAN | GARNER Frank | Course Umpire: | ESP | BLAZQUEZ Pedro |
| Starter: | HUN | DENES Gyorgy | Chief Finish Official: | CZE | CHARVATOVA Hana |

| | | | | | | |
|---------------------------|--------------------|--------|-------------|---------------|-----------------|--|
| Weather Conditions | Air Temperature: | 28.8°C | Wind Speed: | 1.9 / 2.0 m/s | Wind Direction: | |
| | Water Temperature: | 28.7°C | Conditions: | Cloudy | | |
| | Humidity: | 61.0% | | | | |

Note: Results are subject to change after consideration of the Course Umpire report, Boat and Doping Control results.

| | | | | | | | | |
|----------------|----|---------------------|-----|-------------------------|----|--|---|------------|
| Legend: | QF | Qualified for final | QS | Qualified for semifinal | ?? | Might qualify by time or it is not clear | X | Eliminated |
| | °C | Degree celsius | m/s | Metres per second | | | | |

**SY ROWING-CANOEING PARK CANOE / KAYAK FLATWATER RACING**顺义奥林匹克水上公园
PO DE SHUNYI

皮划艇静水 / CANOE/KAYAK EN EAUX CALMES

KAYAK FOUR (K4) 1000M MEN

男子四人皮艇1000米 / KAYAK À QUATRE (K4) 1000 M - HOMMES

FRI 星期五 VEN
22 AUG 2008**FINAL**
决赛 / FINALE**RESULTS**

比赛成绩 / RÉSULTATS

Race 54World Best Time: **SVK** RISZDORFER/ RISZDORFER/ VLCEK/ Erban Poznan (POL) 2005 **2:49.875**

| Rank | Lane | NOC | BIB | Name | 250m | 500m | 750m | 1000m |
|------|------|-----|-----|-----------------------|-----------|-------------|-------------|--------------|
| 1 | 7 | BLR | 23 | PIATRUSHENKA Raman | 41.38 (2) | 1:25.10 (2) | 2:09.73 (1) | 2:55.714 (1) |
| | | | 24 | ABALMASAU Aliaksei | 0.11 | 0.53 | | |
| | | | 25 | LITVINCHUK Artur | | 43.72 (4) | 44.63 (1) | 45.984 (5) |
| | | | 22 | MAKHNEU Vadzim | | | | |
| 2 | 4 | SVK | 230 | RISZDORFER Richard | 41.27 (1) | 1:24.57 (1) | 2:09.97 (2) | 2:56.593 (2) |
| | | | 229 | RISZDORFER Michal | | | 0.24 | 0.879 |
| | | | 232 | VLCEK Erik | | 43.30 (2) | 45.40 (3) | 46.623 (8) |
| | | | 231 | TARR Juraj | | | | |
| 3 | 5 | GER | 116 | ALTEPOST Lutz | 41.88 (4) | 1:25.44 (3) | 2:11.59 (3) | 2:56.676 (3) |
| | | | 112 | BROCKL Norman | 0.61 | 0.87 | 1.86 | 0.962 |
| | | | 119 | ECKBRETT Torsten | | 43.56 (3) | 46.15 (=4) | 45.086 (3) |
| | | | 109 | GOLDSCHMIDT Bjorn | | | | |
| 4 | 6 | ITA | 147 | BENEDINI Franco | 42.85 (7) | 1:28.07 (8) | 2:12.88 (4) | 2:57.626 (4) |
| | | | 146 | ROSSI Antonio | 1.58 | 3.50 | 3.15 | 1.912 |
| | | | 140 | RICCHETTI Alberto | | 45.22 (7) | 44.81 (2) | 44.746 (1) |
| | | | 139 | PIEMONTE Luca | | | | |
| 5 | 3 | HUN | 133 | SIK Marton | 44.09 (8) | 1:26.29 (5) | 2:12.96 (5) | 2:59.009 (5) |
| | | | 122 | BEE Istvan | 2.82 | 1.72 | 3.23 | 3.295 |
| | | | 136 | VERECKEI Akos | | 42.20 (1) | 46.67 (7) | 46.049 (7) |
| | | | 124 | BOZSIK Gabor | | | | |
| 6 | 2 | POL | 190 | TWARDOWSKI Marek | 42.07 (5) | 1:27.16 (6) | 2:13.46 (7) | 2:59.505 (6) |
| | | | 186 | MENDELSKI Tomasz | 0.80 | 2.59 | 3.73 | 3.791 |
| | | | 178 | BAUMANN Pawel | | 45.09 (6) | 46.30 (6) | 46.045 (6) |
| | | | 192 | WYSOCKI Adam | | | | |
| 7 | 1 | CHN | 64 | LI Zhen | 42.33 (6) | 1:27.60 (7) | 2:15.02 (8) | 3:00.078 (7) |
| | | | 65 | LIU Haitao | 1.06 | 3.03 | 5.29 | 4.364 |
| | | | 60 | ZHOU Peng | | 45.27 (8) | 47.42 (9) | 45.058 (2) |
| | | | 56 | LIN Miao | | | | |
| 8 | 8 | RUS | 213 | MEDVEDEV Ilya | 41.73 (3) | 1:25.82 (4) | 2:13.15 (6) | 3:00.654 (8) |
| | | | 212 | SALAKHOV Evgeny | 0.46 | 1.25 | 3.42 | 4.940 |
| | | | 211 | VASILYEV Anton | | 44.09 (5) | 47.33 (8) | 47.504 (9) |
| | | | 210 | VISHNYAKOV Konstantin | | | | |
| 9 | 9 | CAN | 44 | REARDON Brady | 44.37 (9) | 1:29.73 (9) | 2:15.88 (9) | 3:01.630 (9) |
| | | | 41 | MORTIMER Angus | 3.10 | 5.16 | 6.15 | 5.916 |
| | | | 43 | PELLINI Chris | | 45.36 (9) | 46.15 (=4) | 45.750 (4) |
| | | | 39 | HILL Rhys | | | | |

| | | | | | |
|------------------------|-----|----------------|-------------------------------|-----|-----------------|
| Chief Official: | HUN | VASKUTI Istvan | Course Umpire: | NOR | BACHE-WIIG Jan |
| Chief Judge: | CAN | GARNER Frank | Course Umpire: | POL | PISZCZ Rafal |
| Starter: | HUN | DENES Gyorgy | Chief Finish Official: | CZE | CHARVATOVA Hana |

| | | | | | | |
|---------------------------|--------------------|--------|-------------|---------------|-----------------|--|
| Weather Conditions | Air Temperature: | 30.2°C | Wind Speed: | 1.4 / 1.7 m/s | Wind Direction: | |
| | Water Temperature: | 28.3°C | Conditions: | Sunny | | |
| | Humidity: | 54.0% | | | | |

Note: Results are subject to change after consideration of the Course Umpire report, Boat and Doping Control results.

| | | | | | | | | |
|----------------|----|---------------------|-----|-------------------------|----|--|---|------------|
| Legend: | QF | Qualified for final | QS | Qualified for semifinal | ?? | Might qualify by time or it is not clear | X | Eliminated |
| | °C | Degree celsius | m/s | Metres per second | | | | |



RESULTS SUMMARY BY EVENT
 按项目的比赛成绩总览表 / TABLEAU DES RÉSULTATS PAR ÉPREUVE

| Race | Date | Round | Rank | | | | | | | | | Progression System | |
|------------------|-------------|-------|------------|------------|------------|------------|------------|------------|------------|------------|------------|--------------------|--|
| | | | 1 | 2 | 3 | 4 | 5 | 6 | 7 | 8 | 9 | | |
| Heats | | | | | | | | | | | | | |
| 13 | 18 AUG 2008 | 1 | GER | HUN | BLR | CHN | AUS | | | | | | 1/3 to Final, 4/7 to S.F.+8th B.T., Rest Out |
| | | | 2:57.148 | 2:57.242 | 2:58.825 | 2:59.271 | 3:00.920 | | | | | | |
| 14 | 18 AUG 2008 | 2 | SVK | ITA | POL | RUS | CAN | | | | | | |
| | | | 2:57.876 | 2:58.627 | 2:59.290 | 2:59.518 | 3:06.811 | | | | | | |
| Semifinal | | | | | | | | | | | | | |
| 38 | 20 AUG 2008 | 1 | RUS | CHN | CAN | AUS | | | | | | | 1/3 to Final |
| | | | 3:00.459 | 3:01.787 | 3:02.572 | 3:02.743 | | | | | | | |
| Final | | | | | | | | | | | | | |
| 54 | 22 AUG 2008 | | BLR | SVK | GER | ITA | HUN | POL | CHN | RUS | CAN | | |
| | | | 2:55.714 | 2:56.593 | 2:56.676 | 2:57.626 | 2:59.009 | 2:59.505 | 3:00.078 | 3:00.654 | 3:01.630 | | |

**SY ROWING-CANOEING PARK CANOE / KAYAK FLATWATER RACING**顺义奥林匹克水上公园
PO DE SHUNYI

皮划艇静水 / CANOE/KAYAK EN EAUX CALMES

CANOE SINGLE (C1) 1000M MEN

男子单人划艇1000米 / CANOE MONOPLACE (C1) 1000 M - HOMMES



MON 星期一 LUN

18 AUG 2008

HEAT 1

预赛 第1组 / ÉLIMINATOIRE 1

RESULTS

比赛成绩 / RÉSULTATS

Race 4World Best Time: **ESP** CAL David Athens (GRE) 2004 **3:46.201**

| Rank | Lane | NOC | BIB | Name | 250m | 500m | 750m | 1000m | |
|------|------|-----|-----|--------------------------|----------------------|-------------------------------------|-------------------------------------|--|----|
| 1 | 5 | HUN | 135 | VAJDA Attila Sandor | 56.60 (2) 0.86 | 1:55.98 (2) 0.44 59.38 (1) | 2:54.56 (1) 58.58 (1) | 3:55.319 (1) 1:00.759 (1) | QF |
| 2 | 4 | ROU | 198 | MIRONCIC Florin Georgian | 55.74 (1) | 1:55.54 (1) 59.80 (2) | 2:55.41 (2) 0.85 59.87 (2) | 3:57.538 (2) 2.219 1:02.128 (2) | QS |
| 3 | 7 | POL | 181 | GRZYBOWSKI Marcin | 56.95 (3) 1.21 | 1:58.19 (3) 2.65 1:01.24 (3) | 2:59.35 (3) 4.79 1:01.16 (3) | 4:02.010 (3) 6.691 1:02.660 (3) | QS |
| 4 | 3 | LAT | 161 | EZMALIS Mikelis | 57.95 (4) 2.21 | 1:59.95 (5) 4.41 1:02.00 (5) | 3:08.04 (5) 13.48 1:08.09 (6) | 4:13.777 (4) 18.458 1:05.737 (4) | QS |
| 5 | 1 | AUS | 6 | LACHMANN Torsten | 59.48 (6) 3.74 | 2:02.56 (6) 7.02 1:03.08 (6) | 3:08.28 (6) 13.72 1:05.72 (5) | 4:15.188 (5) 19.869 1:06.908 (5) | QS |
| 6 | 6 | MEX | 168 | CRISTOBAL Jose Everardo | 58.01 (5) 2.27 | 1:59.78 (4) 4.24 1:01.77 (4) | 3:04.95 (4) 10.39 1:05.17 (4) | 4:15.280 (6) 19.961 1:10.330 (6) | QS |
| 7 | 8 | ANG | 1 | PACAVIRA Fortunato Luis | 1:04.64 (7) 8.90 | 2:14.43 (7) 18.89 1:09.79 (7) | 3:27.95 (7) 33.39 1:13.52 (7) | 4:39.538 (7) 44.219 1:11.588 (7) | QS |
| 8 | 2 | GUM | 244 | PANGELINAN Sean | 1:06.55 (8) 10.81 | 2:20.26 (8) 24.72 1:13.71 (8) | 3:35.47 (8) 40.91 1:15.21 (8) | 4:49.284 (8) 53.965 1:13.814 (8) | X |

Progression System **1st to Final, 2/7 to S.F., Rest Out**

| | | | | | |
|------------------------|-----|----------------------|-------------------------------|-----|-----------------|
| Chief Official: | HUN | VASKUTI Istvan | Course Umpire: | RSA | WITHERDEN Alan |
| Chief Judge: | CAN | GARNER Frank | Course Umpire: | GBR | MOULE Peter |
| Starter: | GER | STAHLSCHEMIDT Gunter | Chief Finish Official: | CZE | CHARVATOVA Hana |

| | | | | | | |
|---------------------------|--------------------|--------|-------------|---------------|-----------------|--|
| Weather Conditions | Air Temperature: | 29.5°C | Wind Speed: | 1.0 / 0.9 m/s | Wind Direction: | |
| | Water Temperature: | 28.3°C | Conditions: | Cloudy | | |
| | Humidity: | 46.0% | | | | |

Note: Results are subject to change after consideration of the Course Umpire report, Boat and Doping Control results.

| | | | | | | | | |
|----------------|----|---------------------|-----|-------------------------|----|--|---|------------|
| Legend: | QF | Qualified for final | QS | Qualified for semifinal | ?? | Might qualify by time or it is not clear | X | Eliminated |
| | °C | Degree celsius | m/s | Metres per second | | | | |

**SY ROWING-CANOEING PARK CANOE / KAYAK FLATWATER RACING**顺义奥林匹克水上公园
PO DE SHUNYI

皮划艇静水 / CANOE/KAYAK EN EAUX CALMES

CANOE SINGLE (C1) 1000M MEN

男子单人划艇1000米 / CANOE MONOPLACE (C1) 1000 M - HOMMES



MON 星期一 LUN

18 AUG 2008

HEAT 2

预赛 第2组 / ÉLIMINATOIRE 2

RESULTS

比赛成绩 / RÉSULTATS

Race 5World Best Time: **ESP** CAL David Athens (GRE) 2004 **3:46.201**

| Rank | Lane | NOC | BIB | Name | 250m | 500m | 750m | 1000m | |
|------|------|-----|-----|----------------------|-------------------|------------------------------------|-------------------------------------|--|----|
| 1 | 7 | UZB | 245 | MENKOV Vadim | 56.15 (2) 0.67 | 1:55.17 (1) 59.02 (2) | 2:55.33 (1) 1:00.16 (3) | 3:56.793 (1) 1:01.463 (2) | QF |
| 2 | 4 | FRA | 94 | GOUBEL Mathieu | 57.45 (4) 1.97 | 1:55.58 (2) 0.41 58.13 (1) | 2:55.47 (2) 0.14 59.89 (1) | 3:56.972 (2) 0.179 1:01.502 (3) | QS |
| 3 | 5 | SVK | 228 | OSTRCIL Marian | 58.93 (7) 3.45 | 2:00.18 (5) 5.01 1:01.25 (5) | 3:00.22 (5) 4.89 1:00.04 (2) | 4:00.191 (3) 3.398 59.971 (1) | QS |
| 4 | 3 | BLR | 26 | ZHUKOVSKI Aliaksandr | 55.48 (1) | 1:56.06 (3) 0.89 1:00.58 (4) | 2:58.46 (4) 3.13 1:02.40 (5) | 4:01.380 (4) 4.587 1:02.920 (4) | QS |
| 5 | 6 | RUS | 217 | MELANTEV Victor | 56.29 (3) 0.81 | 1:56.72 (4) 1.55 1:00.43 (3) | 2:58.20 (3) 2.87 1:01.48 (4) | 4:03.316 (5) 6.523 1:05.116 (5) | QS |
| 6 | 8 | BRA | 27 | JESUS Nivalter | 58.01 (5) 2.53 | 2:02.39 (7) 7.22 1:04.38 (7) | 3:09.35 (7) 14.02 1:06.96 (7) | 4:17.407 (6) 20.614 1:08.057 (6) | QS |
| 7 | 2 | KAZ | 158 | YEMELYANOV Mikhail | 58.28 (6) 2.80 | 2:01.04 (6) 5.87 1:02.76 (6) | 3:07.44 (6) 12.11 1:06.40 (6) | 4:19.259 (7) 22.466 1:11.819 (7) | QS |

Progression System **1st to Final, 2/7 to S.F., Rest Out**

| | | | | | |
|------------------------|-----|---------------------|-------------------------------|-----|-----------------|
| Chief Official: | HUN | VASKUTI Istvan | Course Umpire: | ITA | TARABUSI Sante |
| Chief Judge: | CAN | GARNER Frank | Course Umpire: | ESP | BLAZQUEZ Pedro |
| Starter: | GER | STAHLSCHMIDT Gunter | Chief Finish Official: | CZE | CHARVATOVA Hana |

| | | | | | | |
|---------------------------|--------------------|--------|-------------|---------------|-----------------|--|
| Weather Conditions | Air Temperature: | 28.8°C | Wind Speed: | 1.0 / 0.9 m/s | Wind Direction: | |
| | Water Temperature: | 28.3°C | Conditions: | Cloudy | | |
| | Humidity: | 49.0% | | | | |

Note: Results are subject to change after consideration of the Course Umpire report, Boat and Doping Control results.

| | | | | | | | | |
|----------------|----|---------------------|-----|-------------------------|----|--|---|------------|
| Legend: | QF | Qualified for final | QS | Qualified for semifinal | ?? | Might qualify by time or it is not clear | X | Eliminated |
| | °C | Degree celsius | m/s | Metres per second | | | | |

**SY ROWING-CANOEING PARK CANOE / KAYAK FLATWATER RACING**顺义奥林匹克水上公园
PO DE SHUNYI

皮划艇静水 / CANOE/KAYAK EN EAUX CALMES

CANOE SINGLE (C1) 1000M MEN

男子单人划艇1000米 / CANOE MONOPLACE (C1) 1000 M - HOMMES

MON 星期一 LUN

18 AUG 2008

HEAT 3

预赛 第3组 / ÉLIMINATOIRE 3

**RESULTS**

比赛成绩 / RÉSULTATS

CORRECTED**Race 6**World Best Time: **ESP** CAL David Athens (GRE) 2004 **3:46.201**

| Rank | Lane | NOC | BIB | Name | 250m | 500m | 750m | 1000m | |
|------|------|-----|-----|----------------------|-------------|-------------|-------------|--------------|----|
| 1 | 5 | ESP | 81 | CAL David | 54.52 (1) | 1:53.47 (1) | 2:54.85 (1) | 3:58.756 (1) | QF |
| | | | | | | 58.95 (2) | 1:01.38 (2) | 1:03.906 (3) | |
| 2 | 6 | GER | 104 | DITTMER Andreas | 58.29 (6) | 1:58.47 (4) | 2:59.39 (3) | 4:00.505 (2) | QS |
| | | | | | 3.77 | 5.00 | 4.54 | 1.749 | |
| | | | | | | 1:00.18 (3) | 1:00.92 (1) | 1:01.115 (1) | |
| 3 | 8 | CUB | 68 | PRUNA Aldo | 57.35 (4) | 1:58.13 (3) | 2:59.75 (4) | 4:02.351 (3) | QS |
| | | | | | 2.83 | 4.66 | 4.90 | 3.595 | |
| | | | | | | 1:00.78 (4) | 1:01.62 (3) | 1:02.601 (2) | |
| 4 | 4 | CAN | 38 | HALL Thomas | 56.55 (2) | 1:55.43 (2) | 2:59.24 (2) | 4:05.198 (4) | QS |
| | | | | | 2.03 | 1.96 | 4.39 | 6.442 | |
| | | | | | | 58.88 (1) | 1:03.81 (4) | 1:05.958 (4) | |
| 5 | 7 | GRE | 120 | KILIGKARIDIS Andreas | 57.98 (5) | 1:59.41 (6) | 3:04.30 (5) | 4:18.488 (5) | QS |
| | | | | | 3.46 | 5.94 | 9.45 | 19.732 | |
| | | | | | | 1:01.43 (5) | 1:04.89 (5) | 1:14.188 (7) | |
| 6 | 3 | UKR | 236 | CHEBAN Iurii | 56.69 (3) | 1:58.56 (5) | 3:11.98 (6) | 4:23.188 (6) | QS |
| | | | | | 2.17 | 5.09 | 17.13 | 24.432 | |
| | | | | | | 1:01.87 (6) | 1:13.42 (7) | 1:11.208 (6) | |
| 7 | 2 | RSA | 205 | MOKOTO Calvin | 1:01.00 (7) | 2:10.59 (7) | 3:23.01 (7) | 4:33.887 (7) | QS |
| | | | | | 6.48 | 17.12 | 28.16 | 35.131 | |
| | | | | | | 1:09.59 (7) | 1:12.42 (6) | 1:10.877 (5) | |

Progression System **1st to Final, 2/7 to S.F., Rest Out**

| | | | | | |
|------------------------|-----|---------------------|-------------------------------|-----|-----------------|
| Chief Official: | HUN | VASKUTI Istvan | Course Umpire: | NOR | BACHE-WIIG Jan |
| Chief Judge: | CAN | GARNER Frank | Course Umpire: | POL | PISZCZ Rafal |
| Starter: | GER | STAHLSCHMIDT Gunter | Chief Finish Official: | CZE | CHARVATOVA Hana |

| | | | | | | |
|---------------------------|--------------------|--------|-------------|---------------|-----------------|--|
| Weather Conditions | Air Temperature: | 28.3°C | Wind Speed: | 1.2 / 1.3 m/s | Wind Direction: | |
| | Water Temperature: | 28.3°C | Conditions: | Cloudy | | |
| | Humidity: | 49.0% | | | | |

Weather data added**Note:** Results are subject to change after consideration of the Course Umpire report, Boat and Doping Control results.

| | | | | | | | | |
|----------------|----|---------------------|-----|-------------------------|----|--|---|------------|
| Legend: | QF | Qualified for final | QS | Qualified for semifinal | ?? | Might qualify by time or it is not clear | X | Eliminated |
| | °C | Degree celsius | m/s | Metres per second | | | | |


SY ROWING-CANOEING PARK CANOE / KAYAK FLATWATER RACING

 顺义奥林匹克水上公园
PO DE SHUNYI

皮划艇静水 / CANOE/KAYAK EN EAUX CALMES

CANOE SINGLE (C1) 1000M MEN

男子单人划艇1000米 / CANOE MONOPLACE (C1) 1000 M - HOMMES

 WED 星期三 MER
20 AUG 2008

SEMIFINAL 1

半决赛 第1组 / DEMI-FINALE 1


RESULTS

比赛成绩 / RÉSULTATS

Race 33

 World Best Time: **ESP** CAL David Athens (GRE) 2004 **3:46.201**

| Rank | Lane | NOC | BIB | Name | 250m | 500m | 750m | 1000m | |
|------|------|-----|-----|--------------------------|-------------------|------------------------------------|-------------------------------------|--|----|
| 1 | 3 | CAN | 38 | HALL Thomas | 56.68 (3) 1.35 | 1:56.54 (3) 1.71 59.86 (2) | 2:57.95 (2) 1.01 1:01.41 (2) | 3:58.820 (1) | QF |
| 2 | 5 | ROU | 198 | MIRONCIC Florin Georgian | 55.33 (1) | 1:54.83 (1) 59.50 (1) | 2:56.94 (1) 1:02.11 (4) | 3:59.664 (2) 0.844 1:02.724 (4) | QF |
| 3 | 6 | CUB | 68 | PRUNA Aldo | 57.16 (4) 1.83 | 1:57.68 (4) 2.85 1:00.52 (4) | 3:00.24 (3) 3.30 1:02.56 (5) | 4:01.745 (3) 2.925 1:01.505 (2) | QF |
| 4 | 2 | RUS | 217 | MELANTEV Victor | 57.43 (6) 2.10 | 1:57.86 (5) 3.03 1:00.43 (3) | 3:01.22 (6) 4.28 1:03.36 (6) | 4:02.854 (4) 4.034 1:01.634 (3) | X |
| 5 | 4 | SVK | 228 | OSTRCIL Marian | 58.03 (7) 2.70 | 1:59.68 (7) 4.85 1:01.65 (7) | 3:00.33 (4) 3.39 1:00.65 (1) | 4:03.696 (5) 4.876 1:03.366 (6) | X |
| 6 | 1 | MEX | 168 | CRISTOBAL Jose Everardo | 58.21 (9) 2.88 | 1:59.38 (6) 4.55 1:01.17 (6) | 3:01.39 (7) 4.45 1:02.01 (3) | 4:04.267 (6) 5.447 1:02.877 (5) | X |
| 7 | 8 | UKR | 236 | CHEBAN Iurii | 55.82 (2) 0.49 | 1:56.41 (2) 1.58 1:00.59 (5) | 3:00.48 (5) 3.54 1:04.07 (7) | 4:06.095 (7) 7.275 1:05.615 (7) | X |
| 8 | 9 | KAZ | 158 | YEMELYANOV Mikhail | 58.13 (8) 2.80 | 2:01.01 (9) 6.18 1:02.88 (9) | 3:07.34 (9) 10.40 1:06.33 (8) | 4:16.813 (8) 17.993 1:09.473 (8) | X |
| 9 | 7 | LAT | 161 | EZMALIS Mikelis | 57.24 (5) 1.91 | 1:59.97 (8) 5.14 1:02.73 (8) | 3:06.85 (8) 9.91 1:06.88 (9) | 4:16.820 (9) 18.000 1:09.970 (9) | X |

 Progression System **1/3 to Final, Rest Out**

| | | | | | |
|------------------------|-----|---------------------|-------------------------------|-----|-----------------|
| Chief Official: | HUN | VASKUTI Istvan | Course Umpire: | NOR | BACHE-WIIG Jan |
| Chief Judge: | CAN | GARNER Frank | Course Umpire: | POL | PISZCZ Rafal |
| Starter: | GER | STAHLSCHMIDT Gunter | Chief Finish Official: | CZE | CHARVATOVA Hana |

| | | | | | | |
|---------------------------|--------------------|--------|-------------|---------------|-----------------|--|
| Weather Conditions | Air Temperature: | 28.9°C | Wind Speed: | 1.8 / 1.7 m/s | Wind Direction: | |
| | Water Temperature: | 28.7°C | Conditions: | Cloudy | | |
| | Humidity: | 60.0% | | | | |

Note: Results are subject to change after consideration of the Course Umpire report, Boat and Doping Control results.

| | | | | | | | | |
|----------------|----|---------------------|-----|-------------------------|----|--|---|------------|
| Legend: | QF | Qualified for final | QS | Qualified for semifinal | ?? | Might qualify by time or it is not clear | X | Eliminated |
| | °C | Degree celsius | m/s | Metres per second | | | | |


SY ROWING-CANOEING PARK CANOE / KAYAK FLATWATER RACING

 顺义奥林匹克水上公园
PO DE SHUNYI

皮划艇静水 / CANOE/KAYAK EN EAUX CALMES

CANOE SINGLE (C1) 1000M MEN

男子单人划艇1000米 / CANOE MONOPLACE (C1) 1000 M - HOMMES


 WED 星期三 MER
20 AUG 2008

SEMIFINAL 2

半决赛 第2组 / DEMI-FINALE 2

RESULTS

比赛成绩 / RÉSULTATS

Race 34

 World Best Time: **ESP** CAL David Athens (GRE) 2004 **3:46.201**

| Rank | Lane | NOC | BIB | Name | 250m | 500m | 750m | 1000m | |
|------|------|-----|-----|-------------------------|-------------|-------------|-------------|--------------|----|
| 1 | 5 | FRA | 94 | GOUBEL Mathieu | 55.89 (1) | 1:54.37 (1) | 2:55.75 (1) | 3:57.607 (1) | QF |
| | | | | | | 58.48 (1) | 1:01.38 (3) | 1:01.857 (3) | |
| 2 | 4 | GER | 104 | DITTMER Andreas | 58.60 (6) | 1:58.89 (4) | 2:59.96 (4) | 3:58.595 (2) | QF |
| | | | | | 2.71 | 4.52 | 4.21 | 0.988 | |
| | | | | | | 1:00.29 (3) | 1:01.07 (1) | 58.635 (1) | |
| 3 | 3 | BLR | 26 | ZHUKOVSKI Aliaksandr | 57.41 (4) | 1:58.23 (3) | 2:59.35 (3) | 3:58.851 (3) | QF |
| | | | | | 1.52 | 3.86 | 3.60 | 1.244 | |
| | | | | | | 1:00.82 (4) | 1:01.12 (2) | 59.501 (2) | |
| 4 | 6 | POL | 181 | GRZYBOWSKI Marcin | 56.45 (2) | 1:56.37 (2) | 2:57.98 (2) | 4:00.226 (4) | X |
| | | | | | 0.56 | 2.00 | 2.23 | 2.619 | |
| | | | | | | 59.92 (2) | 1:01.61 (4) | 1:02.246 (4) | |
| 5 | 2 | GRE | 120 | KILIGKARIDIS Andreas | 57.73 (5) | 1:58.97 (5) | 3:01.61 (5) | 4:04.627 (5) | X |
| | | | | | 1.84 | 4.60 | 5.86 | 7.020 | |
| | | | | | | 1:01.24 (5) | 1:02.64 (6) | 1:03.017 (5) | |
| 6 | 7 | AUS | 6 | LACHMANN Torsten | 1:00.28 (7) | 2:03.15 (7) | 3:05.17 (6) | 4:09.792 (6) | X |
| | | | | | 4.39 | 8.78 | 9.42 | 12.185 | |
| | | | | | | 1:02.87 (6) | 1:02.02 (5) | 1:04.622 (7) | |
| 7 | 8 | BRA | 27 | JESUS Nivalter | 57.23 (3) | 2:02.12 (6) | 3:08.40 (7) | 4:12.556 (7) | X |
| | | | | | 1.34 | 7.75 | 12.65 | 14.949 | |
| | | | | | | 1:04.89 (7) | 1:06.28 (7) | 1:04.156 (6) | |
| 8 | 9 | RSA | 205 | MOKOTO Calvin | 1:01.39 (8) | 2:06.44 (8) | 3:14.16 (8) | 4:26.650 (8) | X |
| | | | | | 5.50 | 12.07 | 18.41 | 29.043 | |
| | | | | | | 1:05.05 (8) | 1:07.72 (8) | 1:12.490 (9) | |
| 9 | 1 | ANG | 1 | PACAVIRA Fortunato Luis | 1:05.15 (9) | 2:16.07 (9) | 3:28.28 (9) | 4:40.697 (9) | X |
| | | | | | 9.26 | 21.70 | 32.53 | 43.090 | |
| | | | | | | 1:10.92 (9) | 1:12.21 (9) | 1:12.417 (8) | |

 Progression System **1/3 to Final, Rest Out**

| | | | | | |
|------------------------|-----|---------------------|-------------------------------|-----|-----------------|
| Chief Official: | HUN | VASKUTI Istvan | Course Umpire: | RSA | WITHERDEN Alan |
| Chief Judge: | CAN | GARNER Frank | Course Umpire: | GBR | MOULE Peter |
| Starter: | GER | STAHLSCHMIDT Gunter | Chief Finish Official: | CZE | CHARVATOVA Hana |

| | | | | | | |
|---------------------------|--------------------|--------|-------------|---------------|-----------------|--|
| Weather Conditions | Air Temperature: | 28.8°C | Wind Speed: | 2.0 / 2.1 m/s | Wind Direction: | |
| | Water Temperature: | 28.7°C | Conditions: | Cloudy | | |
| | Humidity: | 59.0% | | | | |

Note: Results are subject to change after consideration of the Course Umpire report, Boat and Doping Control results.

| | | | | | | | | |
|----------------|----|---------------------|-----|-------------------------|----|--|---|------------|
| Legend: | QF | Qualified for final | QS | Qualified for semifinal | ?? | Might qualify by time or it is not clear | X | Eliminated |
| | °C | Degree celsius | m/s | Metres per second | | | | |


SY ROWING-CANOING PARK CANOE / KAYAK FLATWATER RACING

 顺义奥林匹克水上公园
 PO DE SHUNYI

皮划艇静水 / CANOË/KAYAK EN EAUX CALMES

CANOE SINGLE (C1) 1000M MEN

男子单人划艇1000米 / CANOË MONOPLACE (C1) 1000 M - HOMMES

FINAL

决赛 / FINALE


 FRI 星期五 VEN
 22 AUG 2008

RESULTS
 比赛成绩 / RÉSULTATS

Race 50

 World Best Time: **ESP** CAL David Athens (GRE) 2004 **3:46.201**

| Rank | Lane | NOC | BIB | Name | 250m | 500m | 750m | 1000m | |
|------|------|-----|-----|--------------------------|-------------------|------------------------------------|------------------------------------|---------------------------------------|--|
| 1 | 5 | HUN | 135 | VAJDA Attila Sandor | 57.68 (8) 2.66 | 1:55.31 (6) 2.20 57.63 (1) | 2:52.84 (1) 57.53 (1) | 3:50.467 (1) 57.627 (1) | |
| 2 | 6 | ESP | 81 | CAL David | 56.38 (6) 1.36 | 1:54.33 (2) 1.22 57.95 (2) | 2:53.27 (2) 0.43 58.94 (2) | 3:52.751 (2) 2.284 59.481 (4) | |
| 3 | 3 | CAN | 38 | HALL Thomas | 56.29 (5) 1.27 | 1:55.22 (5) 2.11 58.93 (6) | 2:55.04 (4) 2.20 59.82 (3) | 3:53.653 (3) 3.186 58.613 (3) | |
| 4 | 4 | UZB | 245 | MENKOV Vadim | 55.02 (1) | 1:53.11 (1) 58.09 (3) | 2:53.56 (3) 0.72 1:00.45 (5) | 3:54.237 (4) 3.770 1:00.677 (7) | |
| 5 | 9 | BLR | 26 | ZHUKOVSKI Aliaksandr | 56.02 (4) 1.00 | 1:55.40 (7) 2.29 59.38 (7) | 2:55.40 (5) 2.56 1:00.00 (4) | 3:55.645 (5) 5.178 1:00.245 (5) | |
| 6 | 8 | ROU | 198 | MIRONCIC Florin Georgian | 55.83 (2) 0.81 | 1:54.51 (3) 1.40 58.68 (5) | 2:57.21 (7) 4.37 1:02.70 (9) | 3:57.876 (6) 7.409 1:00.666 (6) | |
| 7 | 7 | FRA | 94 | GOUBEL Mathieu | 56.93 (7) 1.91 | 1:55.04 (4) 1.93 58.11 (4) | 2:55.83 (6) 2.99 1:00.79 (7) | 3:57.889 (7) 7.422 1:02.059 (9) | |
| 8 | 2 | GER | 104 | DITTMER Andreas | 58.13 (9) 3.11 | 1:58.83 (9) 5.72 1:00.70 (9) | 2:59.56 (9) 6.72 1:00.73 (6) | 3:57.894 (8) 7.427 58.334 (2) | |
| 9 | 1 | CUB | 68 | PRUNA Aldo | 55.89 (3) 0.87 | 1:55.83 (8) 2.72 59.94 (8) | 2:57.61 (8) 4.77 1:01.78 (8) | 3:59.087 (9) 8.620 1:01.477 (8) | |

| | | | | | |
|------------------------|-----|----------------------|-------------------------------|-----|-----------------|
| Chief Official: | HUN | VASKUTI Istvan | Course Umpire: | ITA | TARABUSI Sante |
| Chief Judge: | CAN | GARNER Frank | Course Umpire: | ESP | BLAZQUEZ Pedro |
| Starter: | GER | STAHLSCHEMIDT Gunter | Chief Finish Official: | CZE | CHARVATOVA Hana |

| | | | | | | |
|---------------------------|--------------------|--------|-------------|---------------|-----------------|--|
| Weather Conditions | Air Temperature: | 30.7°C | Wind Speed: | 1.4 / 1.2 m/s | Wind Direction: | |
| | Water Temperature: | 28.6°C | Conditions: | Sunny | | |
| | Humidity: | 49.0% | | | | |

Note: Results are subject to change after consideration of the Course Umpire report, Boat and Doping Control results.

| | | | | | | | | |
|----------------|----|---------------------|-----|-------------------------|----|--|---|------------|
| Legend: | QF | Qualified for final | QS | Qualified for semifinal | ?? | Might qualify by time or it is not clear | X | Eliminated |
| | °C | Degree celsius | m/s | Metres per second | | | | |


RESULTS SUMMARY BY EVENT

按项目的比赛成绩总览表 / TABLEAU DES RÉSULTATS PAR ÉPREUVE

| Race | Date | Round | Rank | | | | | | | | | Progression System |
|-------------------|-------------|-------|------------|------------|------------|------------|------------|------------|------------|------------|------------|-------------------------------------|
| | | | 1 | 2 | 3 | 4 | 5 | 6 | 7 | 8 | 9 | |
| Heats | | | | | | | | | | | | |
| 4 | 18 AUG 2008 | 1 | HUN | ROU | POL | LAT | AUS | MEX | ANG | GUM | | 1st to Final, 2/7 to S.F., Rest Out |
| | | | 3:55.319 | 3:57.538 | 4:02.010 | 4:13.777 | 4:15.188 | 4:15.280 | 4:39.538 | 4:49.284 | | |
| 5 | 18 AUG 2008 | 2 | UZB | FRA | SVK | BLR | RUS | BRA | KAZ | | | |
| | | | 3:56.793 | 3:56.972 | 4:00.191 | 4:01.380 | 4:03.316 | 4:17.407 | 4:19.259 | | | |
| 6 | 18 AUG 2008 | 3 | ESP | GER | CUB | CAN | GRE | UKR | RSA | | | |
| | | | 3:58.756 | 4:00.505 | 4:02.351 | 4:05.198 | 4:18.488 | 4:23.188 | 4:33.887 | | | |
| Semifinals | | | | | | | | | | | | |
| 33 | 20 AUG 2008 | 1 | CAN | ROU | CUB | RUS | SVK | MEX | UKR | KAZ | LAT | 1/3 to Final, Rest Out |
| | | | 3:58.820 | 3:59.664 | 4:01.745 | 4:02.854 | 4:03.696 | 4:04.267 | 4:06.095 | 4:16.813 | 4:16.820 | |
| 34 | 20 AUG 2008 | 2 | FRA | GER | BLR | POL | GRE | AUS | BRA | RSA | ANG | |
| | | | 3:57.607 | 3:58.595 | 3:58.851 | 4:00.226 | 4:04.627 | 4:09.792 | 4:12.556 | 4:26.650 | 4:40.697 | |
| Final | | | | | | | | | | | | |
| 50 | 22 AUG 2008 | | HUN | ESP | CAN | UZB | BLR | ROU | FRA | GER | CUB | |
| | | | 3:50.467 | 3:52.751 | 3:53.653 | 3:54.237 | 3:55.645 | 3:57.876 | 3:57.889 | 3:57.894 | 3:59.087 | |

**SY ROWING-CANOEING PARK CANOE / KAYAK FLATWATER RACING**顺义奥林匹克水上公园
PO DE SHUNYI

皮划艇静水 / CANOE/KAYAK EN EAUX CALMES

CANOE SINGLE (C1) 500M MEN

男子单人划艇500米 / CANOE MONOPLACE (C1) 500 M - HOMMES

TUE 星期二 MAR
19 AUG 2008**HEAT 1**

预赛 第1组 / ÉLIMINATOIRE 1

RESULTS

比赛成绩 / RÉSULTATS

Race 19World Best Time: **RUS** OPALEV Maxim Szeged (HUN) 2002 **1:45.614**

| Rank | Lane | NOC | BIB | Name | 250m | 500m | |
|------|------|-----|-----|--------------------------|---------------------|--------------|------------------------------|
| 1 | 5 | ESP | 81 | CAL David | 54.30 (5) 1.73 | 1:48.095 (1) | QF 53.795 (1) |
| 2 | 6 | ROU | 198 | MIRONCIC Florin Georgian | 53.04 (2) 0.47 | 1:48.608 (2) | QS 0.513 55.568 (2) |
| 3 | 4 | UKR | 236 | CHEBAN Iurii | 52.57 (1) | 1:49.454 (3) | QS 1.359 56.884 (5) |
| 4 | 7 | HUN | 135 | VAJDA Attila Sandor | 54.09 (4) 1.52 | 1:49.942 (4) | QS 1.847 55.852 (3) |
| 5 | 3 | CUB | 68 | PRUNA Aldo | 54.69 (6) 2.12 | 1:51.111 (5) | QS 3.016 56.421 (4) |
| 6 | 8 | BRA | 27 | JESUS Nivalter | 53.13 (3) 0.56 | 1:51.363 (6) | QS 3.268 58.233 (6) |
| 7 | 1 | AUS | 6 | LACHMANN Torsten | 56.92 (7) 4.35 | 2:00.594 (7) | QS 12.499 1:03.674 (7) |
| 8 | 2 | ANG | 1 | PACAVIRA Fortunato Luis | 1:01.28 (8) 8.71 | 2:13.265 (8) | X 25.170 1:11.985 (8) |

Progression System **1st to Final, 2/7 to S.F., Rest Out**

| | | | | | |
|------------------------|-----|----------------------|-------------------------------|-----|-----------------|
| Chief Official: | HUN | VASKUTI Istvan | Course Umpire: | ITA | TARABUSI Sante |
| Chief Judge: | CAN | GARNER Frank | Course Umpire: | ESP | BLAZQUEZ Pedro |
| Starter: | GER | STAHLSCHEMIDT Gunter | Chief Finish Official: | CZE | CHARVATOVA Hana |

| | | | | | | |
|---------------------------|--------------------|--------|-------------|---------------|-----------------|--|
| Weather Conditions | Air Temperature: | 30.0°C | Wind Speed: | 1.0 / 1.5 m/s | Wind Direction: | |
| | Water Temperature: | 28.9°C | Conditions: | Sunny | | |
| | Humidity: | 50.0% | | | | |

Note: Results are subject to change after consideration of the Course Umpire report, Boat and Doping Control results.

| | | | | | | | | |
|----------------|----|---------------------|-----|-------------------------|----|--|---|------------|
| Legend: | QF | Qualified for final | QS | Qualified for semifinal | ?? | Might qualify by time or it is not clear | X | Eliminated |
| | °C | Degree celsius | m/s | Metres per second | | | | |

**SY ROWING-CANOEING PARK CANOE / KAYAK FLATWATER RACING**顺义奥林匹克水上公园
PO DE SHUNYI

皮划艇静水 / CANOË/KAYAK EN EAUX CALMES

CANOE SINGLE (C1) 500M MEN

男子单人划艇500米 / CANOË MONOPLACE (C1) 500 M - HOMMES

TUE 星期二 MAR
19 AUG 2008**HEAT 2**

预赛 第2组 / ÉLIMINATOIRE 2

RESULTS

比赛成绩 / RÉSULTATS

Race 20World Best Time: **RUS** OPALEV Maxim Szeged (HUN) 2002 **1:45.614**

| Rank | Lane | NOC | BIB | Name | 250m | 500m | |
|------|------|-----|-----|----------------------|-----------|--------------|----|
| 1 | 4 | BLR | 26 | ZHUKOVSKI Aliaksandr | 52.06 (1) | 1:48.669 (1) | QF |
| | | | | | | 56.609 (3) | |
| 2 | 6 | CAN | 42 | OLDERSHAW Mark | 53.30 (2) | 1:48.817 (2) | QS |
| | | | | | 1.24 | 0.148 | |
| | | | | | | 55.517 (1) | |
| 3 | 7 | FRA | 94 | GOUBEL Mathieu | 53.39 (3) | 1:49.527 (3) | QS |
| | | | | | 1.33 | 0.858 | |
| | | | | | | 56.137 (2) | |
| 4 | 5 | GER | 104 | DITTMER Andreas | 54.34 (5) | 1:53.222 (4) | QS |
| | | | | | 2.28 | 4.553 | |
| | | | | | | 58.882 (4) | |
| 5 | 8 | KAZ | 158 | YEMELYANOV Mikhail | 54.09 (4) | 1:54.832 (5) | QS |
| | | | | | 2.03 | 6.163 | |
| | | | | | | 1:00.742 (6) | |
| 6 | 3 | SVK | 228 | OSTRCIL Marian | 55.42 (6) | 1:55.911 (6) | QS |
| | | | | | 3.36 | 7.242 | |
| | | | | | | 1:00.491 (5) | |
| 7 | 2 | RSA | 205 | MOKOTO Calvin | 58.06 (7) | 2:03.372 (7) | QS |
| | | | | | 6.00 | 14.703 | |
| | | | | | | 1:05.312 (7) | |

Progression System **1st to Final, 2/7 to S.F., Rest Out**

| | | | | | |
|------------------------|-----|---------------------|-------------------------------|-----|-----------------|
| Chief Official: | HUN | VASKUTI Istvan | Course Umpire: | NOR | BACHE-WIIG Jan |
| Chief Judge: | CAN | GARNER Frank | Course Umpire: | POL | PISZCZ Rafal |
| Starter: | GER | STAHLSCHMIDT Gunter | Chief Finish Official: | CZE | CHARVATOVA Hana |

| | | | | | | |
|---------------------------|--------------------|--------|-------------|---------------|-----------------|--|
| Weather Conditions | Air Temperature: | 30.0°C | Wind Speed: | 1.0 / 1.5 m/s | Wind Direction: | |
| | Water Temperature: | 28.9°C | Conditions: | Sunny | | |
| | Humidity: | 50.0% | | | | |

Note: Results are subject to change after consideration of the Course Umpire report, Boat and Doping Control results.

| | | | | | | | | |
|----------------|----|---------------------|-----|-------------------------|----|--|---|------------|
| Legend: | QF | Qualified for final | QS | Qualified for semifinal | ?? | Might qualify by time or it is not clear | X | Eliminated |
| | °C | Degree celsius | m/s | Metres per second | | | | |

**SY ROWING-CANOEING PARK CANOE / KAYAK FLATWATER RACING**顺义奥林匹克水上公园
PO DE SHUNYI

皮划艇静水 / CANOE/KAYAK EN EAUX CALMES

CANOE SINGLE (C1) 500M MEN

男子单人划艇500米 / CANOE MONOPLACE (C1) 500 M - HOMMES

TUE 星期二 MAR
19 AUG 2008**HEAT 3**

预赛 第3组 / ÉLIMINATOIRE 3

RESULTS

比赛成绩 / RÉSULTATS

Race 21World Best Time: **RUS** OPALEV Maxim Szeged (HUN) 2002 **1:45.614**

| Rank | Lane | NOC | BIB | Name | 250m | 500m | |
|------|------|-----|-----|----------------------|-------------|--------------|----|
| 1 | 7 | RUS | 214 | OPALEV Maxim | 52.61 (1) | 1:47.849 (1) | QF |
| | | | | | | 55.239 (1) | |
| 2 | 5 | CHN | 51 | LI Qiang | 53.35 (2) | 1:49.164 (2) | QS |
| | | | | | 0.74 | 1.315 | |
| | | | | | | 55.814 (2) | |
| 3 | 6 | POL | 177 | BARASZKIEWICZ Pawel | 53.64 (3) | 1:50.463 (3) | QS |
| | | | | | 1.03 | 2.614 | |
| | | | | | | 56.823 (3) | |
| 4 | 4 | UZB | 245 | MENKOV Vadim | 54.00 (4) | 1:52.793 (4) | QS |
| | | | | | 1.39 | 4.944 | |
| | | | | | | 58.793 (4) | |
| 5 | 8 | GRE | 120 | KILIGKARIDIS Andreas | 54.57 (5) | 1:54.541 (5) | QS |
| | | | | | 1.96 | 6.692 | |
| | | | | | | 59.971 (6) | |
| 6 | 3 | LAT | 161 | EZMALIS Mikelis | 55.34 (6) | 1:54.890 (6) | QS |
| | | | | | 2.73 | 7.041 | |
| | | | | | | 59.550 (5) | |
| 7 | 2 | GUM | 244 | PANGELINAN Sean | 1:02.84 (7) | 2:12.696 (7) | QS |
| | | | | | 10.23 | 24.847 | |
| | | | | | | 1:09.856 (7) | |

Progression System **1st to Final, 2/7 to S.F., Rest Out**

| | | | | | |
|------------------------|-----|---------------------|-------------------------------|-----|-----------------|
| Chief Official: | HUN | VASKUTI Istvan | Course Umpire: | RSA | WITHERDEN Alan |
| Chief Judge: | CAN | GARNER Frank | Course Umpire: | GBR | MOULE Peter |
| Starter: | GER | STAHLSCHMIDT Gunter | Chief Finish Official: | CZE | CHARVATOVA Hana |

| | | | | | | |
|---------------------------|--------------------|--------|-------------|---------------|-----------------|--|
| Weather Conditions | Air Temperature: | 29.9°C | Wind Speed: | 1.1 / 1.0 m/s | Wind Direction: | |
| | Water Temperature: | 29.0°C | Conditions: | Sunny | | |
| | Humidity: | 49.0% | | | | |

Note: Results are subject to change after consideration of the Course Umpire report, Boat and Doping Control results.

| | | | | | | | | |
|----------------|----|---------------------|-----|-------------------------|----|--|---|------------|
| Legend: | QF | Qualified for final | QS | Qualified for semifinal | ?? | Might qualify by time or it is not clear | X | Eliminated |
| | °C | Degree celsius | m/s | Metres per second | | | | |

**SY ROWING-CANOEING PARK CANOE / KAYAK FLATWATER RACING**顺义奥林匹克水上公园
PO DE SHUNYI

皮划艇静水 / CANOE/KAYAK EN EAUX CALMES

CANOE SINGLE (C1) 500M MEN

男子单人划艇500米 / CANOE MONOPLACE (C1) 500 M - HOMMES

THU 星期四 JEU
21 AUG 2008**SEMIFINAL 1**

半决赛 第1组 / DEMI-FINALE 1

RESULTS

比赛成绩 / RÉSULTATS

Race 42World Best Time: **RUS** OPALEV Maxim Szeged (HUN) 2002 **1:45.614**

| Rank | Lane | NOC | BIB | Name | 250m | 500m | |
|------|------|-----|-----|-----------------|-------------|--------------|----|
| 1 | 6 | UKR | 236 | CHEBAN Iurii | 54.58 (1) | 1:51.507 (1) | QF |
| | | | | | | 56.927 (3) | |
| 2 | 4 | FRA | 94 | GOUBEL Mathieu | 55.03 (2) | 1:52.239 (2) | QF |
| | | | | | 0.45 | 0.732 | |
| | | | | | | 57.209 (4) | |
| 3 | 5 | CHN | 51 | LI Qiang | 56.14 (6) | 1:52.887 (3) | QF |
| | | | | | 1.56 | 1.380 | |
| | | | | | | 56.747 (2) | |
| 4 | 7 | GER | 104 | DITTMER Andreas | 56.56 (7) | 1:53.182 (4) | X |
| | | | | | 1.98 | 1.675 | |
| | | | | | | 56.622 (1) | |
| 5 | 2 | CUB | 68 | PRUNA Aldo | 55.17 (3) | 1:53.809 (5) | X |
| | | | | | 0.59 | 2.302 | |
| | | | | | | 58.639 (5) | |
| 6 | 3 | UZB | 245 | MENKOV Vadim | 55.48 (4) | 1:55.610 (6) | X |
| | | | | | 0.90 | 4.103 | |
| | | | | | | 1:00.130 (7) | |
| 7 | 9 | BRA | 27 | JESUS Nivalter | 56.06 (5) | 1:56.139 (7) | X |
| | | | | | 1.48 | 4.632 | |
| | | | | | | 1:00.079 (6) | |
| 8 | 8 | SVK | 228 | OSTRCIL Marian | 57.18 (8) | 1:58.401 (8) | X |
| | | | | | 2.60 | 6.894 | |
| | | | | | | 1:01.221 (8) | |
| 9 | 1 | GUM | 244 | PANGELINAN Sean | 1:05.45 (9) | 2:17.940 (9) | X |
| | | | | | 10.87 | 26.433 | |
| | | | | | | 1:12.490 (9) | |

Progression System **1/3 to Final, Rest Out**

| | | | | | |
|------------------------|-----|---------------------|-------------------------------|-----|-----------------|
| Chief Official: | HUN | VASKUTI Istvan | Course Umpire: | RSA | WITHERDEN Alan |
| Chief Judge: | CAN | GARNER Frank | Course Umpire: | GBR | MOULE Peter |
| Starter: | GER | STAHLSCHMIDT Gunter | Chief Finish Official: | CZE | CHARVATOVA Hana |

| | | | | | | |
|---------------------------|--------------------|--------|-------------|---------------|-----------------|--|
| Weather Conditions | Air Temperature: | 20.4°C | Wind Speed: | 2.0 / 1.9 m/s | Wind Direction: | |
| | Water Temperature: | 27.5°C | Conditions: | Rain | | |
| | Humidity: | 91.0% | | | | |

Note: Results are subject to change after consideration of the Course Umpire report, Boat and Doping Control results.

| | | | | | | | | |
|----------------|----|---------------------|-----|-------------------------|----|--|---|------------|
| Legend: | QF | Qualified for final | QS | Qualified for semifinal | ?? | Might qualify by time or it is not clear | X | Eliminated |
| | °C | Degree celsius | m/s | Metres per second | | | | |

**SY ROWING-CANOEING PARK CANOE / KAYAK FLATWATER RACING**顺义奥林匹克水上公园
PO DE SHUNYI

皮划艇静水 / CANOE/KAYAK EN EAUX CALMES

CANOE SINGLE (C1) 500M MEN

男子单人划艇500米 / CANOE MONOPLACE (C1) 500 M - HOMMES

THU 星期四 JEU
21 AUG 2008**SEMIFINAL 2**

半决赛 第2组 / DEMI-FINALE 2

RESULTS

比赛成绩 / RÉSULTATS

Race 43World Best Time: **RUS** OPALEV Maxim Szeged (HUN) 2002 **1:45.614**

| Rank | Lane | NOC | BIB | Name | 250m | 500m | |
|------|------|-----|-----|--------------------------|-------------|--------------|----|
| 1 | 3 | HUN | 135 | VAJDA Attila Sandor | 54.33 (1) | 1:51.029 (1) | QF |
| | | | | | | 56.699 (2) | |
| 2 | 5 | ROU | 198 | MIRONCIC Florin Georgian | 54.42 (2) | 1:51.535 (2) | QF |
| | | | | | 0.09 | 0.506 | |
| | | | | | | 57.115 (3) | |
| 3 | 6 | POL | 177 | BARASZKIEWICZ Pawel | 55.50 (5) | 1:51.744 (3) | QF |
| | | | | | 1.17 | 0.715 | |
| | | | | | | 56.244 (1) | |
| 4 | 4 | CAN | 42 | OLDERSHAW Mark | 54.78 (3) | 1:52.649 (4) | X |
| | | | | | 0.45 | 1.620 | |
| | | | | | | 57.869 (4) | |
| 5 | 2 | GRE | 120 | KILIGKARIDIS Andreas | 55.11 (4) | 1:56.310 (5) | X |
| | | | | | 0.78 | 5.281 | |
| | | | | | | 1:01.200 (6) | |
| 6 | 8 | LAT | 161 | EZMALIS Mikelis | 55.78 (6) | 1:56.907 (6) | X |
| | | | | | 1.45 | 5.878 | |
| | | | | | | 1:01.127 (5) | |
| 7 | 9 | AUS | 6 | LACHMANN Torsten | 57.22 (8) | 1:59.119 (7) | X |
| | | | | | 2.89 | 8.090 | |
| | | | | | | 1:01.899 (7) | |
| 8 | 7 | KAZ | 158 | YEMELYANOV Mikhail | 56.07 (7) | 2:06.908 (8) | X |
| | | | | | 1.74 | 15.879 | |
| | | | | | | 1:10.838 (8) | |
| 9 | 1 | RSA | 205 | MOKOTO Calvin | 1:00.03 (9) | 2:12.226 (9) | X |
| | | | | | 5.70 | 21.197 | |
| | | | | | | 1:12.196 (9) | |

Progression System **1/3 to Final, Rest Out**

| | | | | | |
|------------------------|-----|---------------------|-------------------------------|-----|-----------------|
| Chief Official: | HUN | VASKUTI Istvan | Course Umpire: | ITA | TARABUSI Sante |
| Chief Judge: | CAN | GARNER Frank | Course Umpire: | ESP | BLAZQUEZ Pedro |
| Starter: | GER | STAHLSCHMIDT Gunter | Chief Finish Official: | CZE | CHARVATOVA Hana |

| | | | | | | |
|---------------------------|--------------------|--------|-------------|---------------|-----------------|--|
| Weather Conditions | Air Temperature: | 20.3°C | Wind Speed: | 2.1 / 1.8 m/s | Wind Direction: | |
| | Water Temperature: | 27.4°C | Conditions: | Rain | | |
| | Humidity: | 91.0% | | | | |

Note: Results are subject to change after consideration of the Course Umpire report, Boat and Doping Control results.

| | | | | | | | | |
|----------------|----|---------------------|-----|-------------------------|----|--|---|------------|
| Legend: | QF | Qualified for final | QS | Qualified for semifinal | ?? | Might qualify by time or it is not clear | X | Eliminated |
| | °C | Degree celsius | m/s | Metres per second | | | | |

**SY ROWING-CANOEING PARK CANOE / KAYAK FLATWATER RACING**顺义奥林匹克水上公园
PO DE SHUNYI

皮划艇静水 / CANOE/KAYAK EN EAUX CALMES

CANOE SINGLE (C1) 500M MEN

男子单人划艇500米 / CANOE MONOPLACE (C1) 500 M - HOMMES

SAT 星期六 SAM
23 AUG 2008**FINAL**
决赛 / FINALE**RESULTS**

比赛成绩 / RÉSULTATS

Race 56World Best Time: **RUS** OPALEV Maxim Szeged (HUN) 2002 **1:45.614**

| Rank | Lane | NOC | BIB | Name | 250m | 500m | |
|------|------|-----|-----|--------------------------|-------------------|-------------------------------------|--|
| 1 | 6 | RUS | 214 | OPALEV Maxim | 53.40 (5) 1.48 | 1:47.140 (1) 53.740 (1) | |
| 2 | 5 | ESP | 81 | CAL David | 53.11 (3) 1.19 | 1:48.397 (2) 1.257 55.287 (2) | |
| 3 | 3 | UKR | 236 | CHEBAN Iurii | 53.21 (4) 1.29 | 1:48.766 (3) 1.626 55.556 (4) | |
| 4 | 8 | FRA | 94 | GOUBEL Mathieu | 52.97 (2) 1.05 | 1:49.056 (4) 1.916 56.086 (6) | |
| 5 | * 4 | BLR | 26 | ZHUKOVSKI Aliaksandr | 51.92 (1) | 1:49.092 (5) 1.952 57.172 (9) | |
| 6 | 1 | CHN | 51 | LI Qiang | 53.82 (8) 1.90 | 1:49.287 (6) 2.147 55.467 (3) | |
| 7 | 2 | ROU | 198 | MIRONCIC Florin Georgian | 53.58 (7) 1.66 | 1:49.861 (7) 2.721 56.281 (7) | |
| 8 | 9 | POL | 177 | BARASZKIEWICZ Pawel | 53.49 (6) 1.57 | 1:50.048 (8) 2.908 56.558 (8) | |
| 9 | * 7 | HUN | 135 | VAJDA Attila Sandor | 54.19 (9) 2.27 | 1:50.156 (9) 3.016 55.966 (5) | |

| | | | | | |
|------------------------|-----|---------------------|-------------------------------|-----|-----------------|
| Chief Official: | HUN | VASKUTI Istvan | Course Umpire: | ITA | TARABUSI Sante |
| Chief Judge: | CAN | GARNER Frank | Course Umpire: | ESP | BLAZQUEZ Pedro |
| Starter: | GER | STAHLSCHMIDT Gunter | Chief Finish Official: | CZE | CHARVATOVA Hana |

| | | | | | | |
|---------------------------|--------------------|--------|-------------|---------------|-----------------|--|
| Weather Conditions | Air Temperature: | 32.1°C | Wind Speed: | 1.0 / 0.6 m/s | Wind Direction: | |
| | Water Temperature: | 28.8°C | Conditions: | Sunny | | |
| | Humidity: | 32.0% | | | | |

Note: Results are subject to change after consideration of the Course Umpire report, Boat and Doping Control results.

| | | | | | | | | |
|----------------|----|---------------------|----|-------------------------|-----|--|---|------------|
| Legend: | QF | Qualified for final | QS | Qualified for semifinal | ?? | Might qualify by time or it is not clear | X | Eliminated |
| | * | False start | °C | Degree celsius | m/s | Metres per second | | |



RESULTS SUMMARY BY EVENT

按项目的比赛成绩总览表 / TABLEAU DES RÉSULTATS PAR ÉPREUVE

| Race | Date | Round | Rank | | | | | | | | | Progression System |
|-------------------|-------------|-------|------------|------------|------------|------------|------------|------------|------------|------------|-------------------------------------|------------------------|
| | | | 1 | 2 | 3 | 4 | 5 | 6 | 7 | 8 | 9 | |
| Heats | | | | | | | | | | | | |
| 19 | 19 AUG 2008 | 1 | ESP | ROU | UKR | HUN | CUB | BRA | AUS | ANG | 1st to Final, 2/7 to S.F., Rest Out | |
| | | | 1:48.095 | 1:48.608 | 1:49.454 | 1:49.942 | 1:51.111 | 1:51.363 | 2:00.594 | 2:13.265 | | |
| 20 | 19 AUG 2008 | 2 | BLR | CAN | FRA | GER | KAZ | SVK | RSA | | | |
| | | | 1:48.669 | 1:48.817 | 1:49.527 | 1:53.222 | 1:54.832 | 1:55.911 | 2:03.372 | | | |
| 21 | 19 AUG 2008 | 3 | RUS | CHN | POL | UZB | GRE | LAT | GUM | | | |
| | | | 1:47.849 | 1:49.164 | 1:50.463 | 1:52.793 | 1:54.541 | 1:54.890 | 2:12.696 | | | |
| Semifinals | | | | | | | | | | | | |
| 42 | 21 AUG 2008 | 1 | UKR | FRA | CHN | GER | CUB | UZB | BRA | SVK | GUM | 1/3 to Final, Rest Out |
| | | | 1:51.507 | 1:52.239 | 1:52.887 | 1:53.182 | 1:53.809 | 1:55.610 | 1:56.139 | 1:58.401 | 2:17.940 | |
| 43 | 21 AUG 2008 | 2 | HUN | ROU | POL | CAN | GRE | LAT | AUS | KAZ | RSA | |
| | | | 1:51.029 | 1:51.535 | 1:51.744 | 1:52.649 | 1:56.310 | 1:56.907 | 1:59.119 | 2:06.908 | 2:12.226 | |
| Final | | | | | | | | | | | | |
| 56 | 23 AUG 2008 | | RUS | ESP | UKR | FRA | BLR | CHN | ROU | POL | HUN | |
| | | | 1:47.140 | 1:48.397 | 1:48.766 | 1:49.056 | 1:49.092 | 1:49.287 | 1:49.861 | 1:50.048 | 1:50.156 | |

**SY ROWING-CANOEING PARK CANOE / KAYAK FLATWATER RACING**顺义奥林匹克水上公园
PO DE SHUNYI

皮划艇静水 / CANOE/KAYAK EN EAUX CALMES

CANOE DOUBLE (C2) 1000M MEN

男子双人划艇1000米 / CANOE BIPLACE (C2) 1000 M - HOMMES

MON 星期一 LUN
18 AUG 2008**HEAT 1**

预赛 第1组 / ÉLIMINATOIRE 1

RESULTS

比赛成绩 / RÉSULTATS

Race 11World Best Time: **CUB** Pereira/ Seville (ESP) 2001 **3:28.531**

| Rank | Lane | NOC | BIB | Name | 250m | 500m | 750m | 1000m | |
|------|------|-----|-----|-------------------------|-----------|-------------|-------------|--------------|----|
| 1 | 5 | GER | 107 | GILLE Christian | 51.90 (1) | 1:47.06 (1) | 2:44.08 (1) | 3:40.939 (1) | QF |
| | | | 105 | WYLENZEK Thomasz | | 55.16 (2) | 57.02 (3) | 56.859 (2) | |
| 2 | 6 | ROU | 201 | POPA Constantin Ciprian | 53.97 (4) | 1:48.85 (3) | 2:45.43 (2) | 3:41.846 (2) | QF |
| | | | 200 | FLOCEA Niculae | 2.07 | 1.79 | 1.35 | 0.907 | |
| | | | | | | 54.88 (1) | 56.58 (2) | 56.416 (1) | |
| 3 | 2 | CAN | 45 | RUSSELL Andrew | 53.06 (2) | 1:48.56 (2) | 2:45.74 (3) | 3:43.491 (3) | QF |
| | | | 31 | BEAUCHESNE-SEVIGNY G. | 1.16 | 1.50 | 1.66 | 2.552 | |
| | | | | | | 55.50 (5) | 57.18 (4) | 57.751 (4) | |
| 4 | 4 | HUN | 129 | KOZMANN Gyorgy | 54.96 (7) | 1:50.39 (5) | 2:46.72 (4) | 3:46.020 (4) | QS |
| | | | 121 | KISS Tamas | 3.06 | 3.33 | 2.64 | 5.081 | |
| | | | | | | 55.43 (4) | 56.33 (1) | 59.300 (5) | |
| 5 | 3 | FRA | 93 | HEMONIC Bertrand | 54.78 (5) | 1:50.07 (4) | 2:48.74 (5) | 3:46.431 (5) | QS |
| | | | 98 | TCHAMBA William | 2.88 | 3.01 | 4.66 | 5.492 | |
| | | | | | | 55.29 (3) | 58.67 (5) | 57.691 (3) | |
| 6 | 8 | MEX | 168 | CRISTOBAL Jose Everardo | 54.87 (6) | 1:51.62 (7) | 2:50.33 (6) | 3:51.684 (6) | QS |
| | | | 170 | CAMILO Dimas | 2.97 | 4.56 | 6.25 | 10.745 | |
| | | | | | | 56.75 (6) | 58.71 (6) | 1:01.354 (6) | |
| 7 | 7 | UKR | 237 | DZHALILOV Ruslan | 53.88 (3) | 1:50.87 (6) | 2:51.49 (7) | 4:06.744 (7) | QS |
| | | | 238 | KRUK Petro | 1.98 | 3.81 | 7.41 | 25.805 | |
| | | | | | | 56.99 (7) | 1:00.62 (7) | 1:15.254 (7) | |

Progression System **1/3 to Final, 4/7 to S.F.+8th B.T., Rest Out**

| | | | | | |
|------------------------|-----|---------------------|-------------------------------|-----|-----------------|
| Chief Official: | HUN | VASKUTI Istvan | Course Umpire: | ITA | TARABUSI Sante |
| Chief Judge: | CAN | GARNER Frank | Course Umpire: | ESP | BLAZQUEZ Pedro |
| Starter: | GER | STAHLSCHMIDT Gunter | Chief Finish Official: | CZE | CHARVATOVA Hana |

| | | | | | | |
|---------------------------|--------------------|--------|-------------|---------------|-----------------|--|
| Weather Conditions | Air Temperature: | 27.9°C | Wind Speed: | 1.1 / 1.6 m/s | Wind Direction: | |
| | Water Temperature: | 28.2°C | Conditions: | Cloudy | | |
| | Humidity: | 56.0% | | | | |

Note: Results are subject to change after consideration of the Course Umpire report, Boat and Doping Control results.

| | | | | | | | | |
|----------------|----|---------------------|-----|-------------------------|----|--|---|------------|
| Legend: | QF | Qualified for final | QS | Qualified for semifinal | ?? | Might qualify by time or it is not clear | X | Eliminated |
| | °C | Degree celsius | m/s | Metres per second | | | | |

**SY ROWING-CANOEING PARK CANOE / KAYAK FLATWATER RACING**顺义奥林匹克水上公园
PO DE SHUNYI

皮划艇静水 / CANOE/KAYAK EN EAUX CALMES

CANOE DOUBLE (C2) 1000M MEN

男子双人划艇1000米 / CANOE BIPLACE (C2) 1000 M - HOMMES

MON 星期一 LUN

18 AUG 2008

HEAT 2

预赛 第2组 / ÉLIMINATOIRE 2

**RESULTS**

比赛成绩 / RÉSULTATS

Race 12World Best Time: **CUB** Pereira/ Seville (ESP) 2001 **3:28.531**

| Rank | Lane | NOC | BIB | Name | 250m | 500m | 750m | 1000m | |
|------|------|-----|-----|------------------------|-----------|-------------|--------------|--------------|----|
| 1 | * 3 | BLR | 21 | BAHDANOVICH Andrei | 53.37 (4) | 1:48.26 (3) | 2:45.40 (3) | 3:40.369 (1) | QF |
| | | | 19 | BAHDANOVICH Aliaksandr | 1.50 | 0.76 | 1.11 | | |
| 2 | 4 | CUB | 71 | TORRES Serguey | 52.09 (2) | 1:47.50 (1) | 2:44.29 (1) | 3:41.171 (2) | QF |
| | | | 70 | AGUILAR Karel | 0.22 | | 0.802 | | |
| 3 | 2 | RUS | 216 | ULEGIN Sergey | 51.87 (1) | 1:47.70 (2) | 2:46.40 (5) | 3:41.291 (3) | QF |
| | | | 215 | KOSTOGLOD Alexander | | 0.20 | 2.11 | 0.922 | |
| 4 | 6 | CHN | 63 | CHEN Zhongyun | 53.56 (6) | 1:49.36 (4) | 2:45.31 (2) | 3:41.658 (4) | QS |
| | | | 52 | ZHANG Zhiwu | 1.69 | 1.86 | 1.02 | 1.289 | |
| 5 | 5 | POL | 191 | TYSZYNSKI Wojciech | 52.26 (3) | 1:50.10 (6) | 2:45.66 (4) | 3:42.177 (5) | QS |
| | | | 177 | BARASZKIEWICZ Pawel | 0.39 | 2.60 | 1.37 | 1.808 | |
| 6 | 7 | BUL | 29 | GEORGIEV Deyan | 53.47 (5) | 1:49.73 (5) | 2:47.92 (6) | 3:54.111 (6) | QS |
| | | | 28 | ALIEV Adnan | 1.60 | 2.23 | 3.63 | 13.742 | |
| | | | | | 56.26 (5) | 58.19 (5) | 1:06.191 (6) | | |

Progression System **1/3 to Final, 4/7 to S.F.+8th B.T., Rest Out**

| | | | | | |
|------------------------|-----|----------------------|-------------------------------|-----|-----------------|
| Chief Official: | HUN | VASKUTI Istvan | Course Umpire: | NOR | BACHE-WIIG Jan |
| Chief Judge: | CAN | GARNER Frank | Course Umpire: | POL | PISZCZ Rafal |
| Starter: | GER | STAHLSCHEMIDT Gunter | Chief Finish Official: | CZE | CHARVATOVA Hana |

| | | | | | | |
|---------------------------|--------------------|--------|-------------|---------------|-----------------|--|
| Weather Conditions | Air Temperature: | 27.9°C | Wind Speed: | 1.1 / 1.6 m/s | Wind Direction: | |
| | Water Temperature: | 28.3°C | Conditions: | Cloudy | | |
| | Humidity: | 56.0% | | | | |

Note: Results are subject to change after consideration of the Course Umpire report, Boat and Doping Control results.

| | | | | | | | | |
|----------------|----|---------------------|----|-------------------------|-----|--|---|------------|
| Legend: | QF | Qualified for final | QS | Qualified for semifinal | ?? | Might qualify by time or it is not clear | X | Eliminated |
| | * | False start | °C | Degree celsius | m/s | Metres per second | | |

**SY ROWING-CANOEING PARK CANOE / KAYAK FLATWATER RACING**顺义奥林匹克水上公园
PO DE SHUNYI

皮划艇静水 / CANOE/KAYAK EN EAUX CALMES

CANOE DOUBLE (C2) 1000M MEN

男子双人划艇1000米 / CANOE BIPLACE (C2) 1000 M - HOMMES

WED 星期三 MER
20 AUG 2008**SEMIFINAL 1**

半决赛 第1组 / DEMI-FINALE 1

RESULTS

比赛成绩 / RÉSULTATS

Race 37World Best Time: **CUB** Pereira/ Seville (ESP) 2001 **3:28.531**

| Rank | Lane | NOC | BIB | Name | 250m | 500m | 750m | 1000m | |
|------|------|-----|-----|-------------------------|-----------|-------------|-------------|--------------|----|
| 1 | 3 | POL | 191 | TYSZYNSKI Wojciech | 53.78 (3) | 1:49.77 (3) | 2:46.73 (3) | 3:42.435 (1) | QF |
| | | | 177 | BARASZKIEWICZ Pawel | 1.02 | 1.08 | 1.01 | | |
| | | | | | | 55.99 (4) | 56.96 (5) | 55.705 (1) | |
| 2 | 5 | HUN | 129 | KOZMANN Gyorgy | 55.09 (5) | 1:51.02 (5) | 2:46.47 (2) | 3:42.482 (2) | QF |
| | | | 121 | KISS Tamas | 2.33 | 2.33 | 0.75 | 0.047 | |
| | | | | | | 55.93 (=2) | 55.45 (1) | 56.012 (2) | |
| 3 | 4 | CHN | 63 | CHEN Zhongyun | 54.29 (4) | 1:49.31 (2) | 2:45.72 (1) | 3:42.619 (3) | QF |
| | | | 52 | ZHANG Zhiwu | 1.53 | 0.62 | | 0.184 | |
| | | | | | | 55.02 (1) | 56.41 (2) | 56.899 (3) | |
| 4 | 7 | BUL | 29 | GEORGIEV Deyan | 52.76 (1) | 1:48.69 (1) | 2:47.00 (5) | 3:45.019 (4) | X |
| | | | 28 | ALIEV Adnan | | | 1.28 | 2.584 | |
| | | | | | | 55.93 (=2) | 58.31 (6) | 58.019 (6) | |
| 5 | 8 | UKR | 237 | DZHALILOV Ruslan | 55.37 (6) | 1:52.21 (6) | 2:49.09 (6) | 3:46.050 (5) | X |
| | | | 238 | KRUK Petro | 2.61 | 3.52 | 3.37 | 3.615 | |
| | | | | | | 56.84 (6) | 56.88 (4) | 56.960 (4) | |
| 6 | 6 | FRA | 93 | HEMONIC Bertrand | 53.44 (2) | 1:50.26 (4) | 2:46.81 (4) | 3:48.406 (6) | X |
| | | | 98 | TCHAMBA William | 0.68 | 1.57 | 1.09 | 5.971 | |
| | | | | | | 56.82 (5) | 56.55 (3) | 1:01.596 (7) | |
| 7 | 2 | MEX | 168 | CRISTOBAL Jose Everardo | 56.05 (7) | 1:53.23 (7) | 2:51.69 (7) | 3:49.695 (7) | X |
| | | | 170 | CAMILO Dimas | 3.29 | 4.54 | 5.97 | 7.260 | |
| | | | | | | 57.18 (7) | 58.46 (7) | 58.005 (5) | |

Progression System **1/3 to Final**

| | | | | | |
|------------------------|-----|---------------------|-------------------------------|-----|-----------------|
| Chief Official: | HUN | VASKUTI Istvan | Course Umpire: | RSA | WITHERDEN Alan |
| Chief Judge: | CAN | GARNER Frank | Course Umpire: | GBR | MOULE Peter |
| Starter: | GER | STAHLSCHMIDT Gunter | Chief Finish Official: | CZE | CHARVATOVA Hana |

| | | | | | | |
|---------------------------|--------------------|--------|-------------|---------------|-----------------|--|
| Weather Conditions | Air Temperature: | 28.8°C | Wind Speed: | 1.9 / 2.0 m/s | Wind Direction: | |
| | Water Temperature: | 28.7°C | Conditions: | Cloudy | | |
| | Humidity: | 61.0% | | | | |

Note: Results are subject to change after consideration of the Course Umpire report, Boat and Doping Control results.

| | | | | | | | | |
|----------------|----|---------------------|-----|-------------------------|----|--|---|------------|
| Legend: | QF | Qualified for final | QS | Qualified for semifinal | ?? | Might qualify by time or it is not clear | X | Eliminated |
| | °C | Degree celsius | m/s | Metres per second | | | | |

**SY ROWING-CANOEING PARK CANOE / KAYAK FLATWATER RACING**顺义奥林匹克水上公园
PO DE SHUNYI

皮划艇静水 / CANOE/KAYAK EN EAUX CALMES

CANOE DOUBLE (C2) 1000M MEN

男子双人划艇1000米 / CANOE BIPLACE (C2) 1000 M - HOMMES

FRI 星期五 VEN
22 AUG 2008**FINAL**
决赛 / FINALE**RESULTS**

比赛成绩 / RÉSULTATS

Race 53World Best Time: **CUB** Pereira/ Seville (ESP) 2001 **3:28.531**

| Rank | Lane | NOC | BIB | Name | 250m | 500m | 750m | 1000m | |
|------|------|-----|-----|-------------------------|-----------|-------------|--------------|--------------|-------|
| 1 | * 4 | BLR | 21 | BAHDANOVICH Andrei | 52.87 (3) | 1:47.87 (3) | 2:42.77 (2) | 3:36.365 (1) | |
| | | | 19 | BAHDANOVICH Aliaksandr | 1.64 | 2.00 | 1.54 | | |
| 2 | 5 | GER | 107 | GILLE Christian | 51.23 (1) | 1:45.87 (1) | 2:41.23 (1) | 3:36.588 (2) | |
| | | | 105 | WYLENZEK Thomasz | | 54.64 (2) | 55.36 (3) | 55.358 (3) | 0.223 |
| 3 | 1 | HUN | 129 | KOZMANN Gyorgy | 53.66 (6) | 1:49.45 (7) | 2:44.49 (4) | 3:40.258 (3) | |
| | | | 121 | KISS Tamas | 2.43 | 3.58 | 3.26 | 3.893 | |
| 4 | 3 | ROU | 201 | POPA Constantin Ciprian | 53.24 (5) | 1:47.69 (2) | 2:43.48 (3) | 3:40.342 (4) | |
| | | | 200 | FLOCEA Niculae | 2.01 | 1.82 | 2.25 | 3.977 | |
| 5 | 9 | CHN | 63 | CHEN Zhongyun | 54.09 (8) | 1:49.54 (8) | 2:45.39 (5) | 3:40.593 (5) | |
| | | | 52 | ZHANG Zhiwu | 2.86 | 3.67 | 4.16 | 4.228 | |
| 6 | 7 | CAN | 45 | RUSSELL Andrew | 53.23 (4) | 1:48.87 (5) | 2:45.68 (6) | 3:41.165 (6) | |
| | | | 31 | BEAUCHESNE-SEVIGNY G. | 2.00 | 3.00 | 4.45 | 4.800 | |
| 7 | 8 | POL | 191 | TYSZYNSKI Wojciech | 54.34 (9) | 1:50.50 (9) | 2:47.04 (9) | 3:42.845 (7) | |
| | | | 177 | BARASZKIEWICZ Pawel | 3.11 | 4.63 | 5.81 | 6.480 | |
| 8 | 2 | RUS | 216 | ULEGIN Sergey | 52.56 (2) | 1:48.48 (4) | 2:46.28 (7) | 3:44.669 (8) | |
| | | | 215 | KOSTOGLOD Alexander | 1.33 | 2.61 | 5.05 | 8.304 | |
| 9 | 6 | CUB | 71 | TORRES Serguey | 53.81 (7) | 1:49.24 (6) | 2:46.45 (8) | 3:48.877 (9) | |
| | | | 70 | AGUILAR Karel | 2.58 | 3.37 | 5.22 | 12.512 | |
| | | | | | 55.43 (4) | 57.21 (8) | 1:02.427 (9) | | |

| | | | | | |
|------------------------|-----|---------------------|-------------------------------|-----|-----------------|
| Chief Official: | HUN | VASKUTI Istvan | Course Umpire: | ITA | TARABUSI Sante |
| Chief Judge: | CAN | GARNER Frank | Course Umpire: | ESP | BLAZQUEZ Pedro |
| Starter: | GER | STAHLSCHMIDT Gunter | Chief Finish Official: | CZE | CHARVATOVA Hana |

| | | | | | | |
|---------------------------|--------------------|--------|-------------|---------------|-----------------|--|
| Weather Conditions | Air Temperature: | 30.5°C | Wind Speed: | 1.4 / 1.6 m/s | Wind Direction: | |
| | Water Temperature: | 28.6°C | Conditions: | Sunny | | |
| | Humidity: | 52.0% | | | | |

Note: Results are subject to change after consideration of the Course Umpire report, Boat and Doping Control results.

| | | | | | | | | |
|----------------|----|---------------------|----|-------------------------|-----|--|---|------------|
| Legend: | QF | Qualified for final | QS | Qualified for semifinal | ?? | Might qualify by time or it is not clear | X | Eliminated |
| | * | False start | °C | Degree celsius | m/s | Metres per second | | |


RESULTS SUMMARY BY EVENT

按项目的比赛成绩总览表 / TABLEAU DES RÉSULTATS PAR ÉPREUVE

| Race | Date | Round | Rank | | | | | | | | | Progression System | |
|------------------|-------------|-------|------------|------------|------------|------------|------------|------------|------------|------------|------------|--------------------|--|
| | | | 1 | 2 | 3 | 4 | 5 | 6 | 7 | 8 | 9 | | |
| Heats | | | | | | | | | | | | | |
| 11 | 18 AUG 2008 | 1 | GER | ROU | CAN | HUN | FRA | MEX | UKR | | | | 1/3 to Final, 4/7 to S.F.+8th B.T., Rest Out |
| | | | 3:40.939 | 3:41.846 | 3:43.491 | 3:46.020 | 3:46.431 | 3:51.684 | 4:06.744 | | | | |
| 12 | 18 AUG 2008 | 2 | BLR | CUB | RUS | CHN | POL | BUL | | | | | |
| | | | 3:40.369 | 3:41.171 | 3:41.291 | 3:41.658 | 3:42.177 | 3:54.111 | | | | | |
| Semifinal | | | | | | | | | | | | | |
| 37 | 20 AUG 2008 | 1 | POL | HUN | CHN | BUL | UKR | FRA | MEX | | | | 1/3 to Final |
| | | | 3:42.435 | 3:42.482 | 3:42.619 | 3:45.019 | 3:46.050 | 3:48.406 | 3:49.695 | | | | |
| Final | | | | | | | | | | | | | |
| 53 | 22 AUG 2008 | | BLR | GER | HUN | ROU | CHN | CAN | POL | RUS | CUB | | |
| | | | 3:36.365 | 3:36.588 | 3:40.258 | 3:40.342 | 3:40.593 | 3:41.165 | 3:42.845 | 3:44.669 | 3:48.877 | | |

**SY ROWING-CANOEING PARK CANOE / KAYAK FLATWATER RACING**顺义奥林匹克水上公园
PO DE SHUNYI

皮划艇静水 / CANOE/KAYAK EN EAUX CALMES

CANOE DOUBLE (C2) 500M MEN

男子双人划艇500米 / CANOE BIPLACE (C2) 500 M - HOMMES

TUE 星期二 MAR
19 AUG 2008**HEAT 1**

预赛 第1组 / ÉLIMINATOIRE 1

**RESULTS**

比赛成绩 / RÉSULTATS

Race 27World Best Time: **POL** Goliasz/ Lbik Paris (FRA) 1989 **1:38.270**

| Rank | Lane | NOC | BIB | Name | 250m | 500m | |
|------|------|-----|-----|-------------------------|-----------|--------------|----|
| 1 | * 4 | CHN | 53 | MENG Guanliang | 48.87 (1) | 1:41.218 (1) | QF |
| | | | 54 | YANG Wenjun | | 52.348 (2) | |
| 2 | 3 | RUS | 216 | ULEGIN Sergey | 48.98 (2) | 1:41.241 (2) | QF |
| | | | 215 | KOSTOGLD Alexander | 0.11 | 0.023 | |
| | | | | | | 52.261 (1) | |
| 3 | 6 | POL | 182 | JEDRASZKO Daniel | 49.53 (4) | 1:42.309 (3) | QF |
| | | | 188 | RYNKIEWICZ Roman | 0.66 | 1.091 | |
| | | | | | | 52.779 (4) | |
| 4 | 8 | LTU | 167 | LABUCKAS Raimundas | 49.07 (3) | 1:42.803 (4) | QS |
| | | | 166 | GADEIKIS Tomas | 0.20 | 1.585 | |
| | | | | | | 53.733 (7) | |
| 5 | 2 | BUL | 29 | GEORGIEV Deyan | 50.87 (7) | 1:43.428 (5) | QS |
| | | | 28 | ALIEV Adnan | 2.00 | 2.210 | |
| | | | | | | 52.558 (3) | |
| 6 | 5 | HUN | 131 | SAFRAN Matyas | 50.07 (5) | 1:43.642 (6) | QS |
| | | | 132 | SAFRAN Mihaly Zoltan | 1.20 | 2.424 | |
| | | | | | | 53.572 (6) | |
| 7 | 7 | CUB | 71 | TORRES Serguey | 50.72 (6) | 1:44.155 (7) | QS |
| | | | 70 | AGUILAR Karel | 1.85 | 2.937 | |
| | | | | | | 53.435 (5) | |
| 8 | 1 | MEX | 168 | CRISTOBAL Jose Everardo | 53.48 (8) | 1:54.090 (8) | ?? |
| | | | 170 | CAMILO Dimas | 4.61 | 12.872 | |
| | | | | | | 1:00.610 (8) | |

Progression System **1/3 to Final, 4/7 to S.F.+8th B.T., Rest Out**

| | | | | | |
|------------------------|-----|---------------------|-------------------------------|-----|-----------------|
| Chief Official: | HUN | VASKUTI Istvan | Course Umpire: | RSA | WITHERDEN Alan |
| Chief Judge: | CAN | GARNER Frank | Course Umpire: | GBR | MOULE Peter |
| Starter: | GER | STAHLSCHMIDT Gunter | Chief Finish Official: | CZE | CHARVATOVA Hana |

| | | | | | | |
|---------------------------|--------------------|--------|-------------|---------------|-----------------|--|
| Weather Conditions | Air Temperature: | 29.9°C | Wind Speed: | 1.0 / 0.5 m/s | Wind Direction: | |
| | Water Temperature: | 29.1°C | Conditions: | Sunny | | |
| | Humidity: | 45.0% | | | | |

Note: Results are subject to change after consideration of the Course Umpire report, Boat and Doping Control results.

| | | | | | | | | |
|----------------|----|---------------------|----|-------------------------|-----|--|---|------------|
| Legend: | QF | Qualified for final | QS | Qualified for semifinal | ?? | Might qualify by time or it is not clear | X | Eliminated |
| | * | False start | °C | Degree celsius | m/s | Metres per second | | |

**SY ROWING-CANOEING PARK CANOE / KAYAK FLATWATER RACING**顺义奥林匹克水上公园
PO DE SHUNYI

皮划艇静水 / CANOE/KAYAK EN EAUX CALMES

CANOE DOUBLE (C2) 500M MEN

男子双人划艇500米 / CANOE BIPLACE (C2) 500 M - HOMMES

TUE 星期二 MAR
19 AUG 2008**HEAT 2**

预赛 第2组 / ÉLIMINATOIRE 2

RESULTS

比赛成绩 / RÉSULTATS

Race 28World Best Time: **POL** Goliasz/ Lbik Paris (FRA) 1989 **1:38.270**

| Rank | Lane | NOC | BIB | Name | 250m | 500m | |
|------|------|-----|-----|------------------------|-----------|--------------|----|
| 1 | 6 | GER | 107 | GILLE Christian | 48.75 (1) | 1:41.513 (1) | QF |
| | | | 105 | WYLENZEK Tomasz | | 52.763 (5) | |
| 2 | 7 | BLR | 21 | BAHDANOVICH Andrei | 49.84 (3) | 1:41.767 (2) | QF |
| | | | 19 | BAHDANOVICH Aliaksandr | 1.09 | 0.254 | |
| | | | | | | 51.927 (2) | |
| 3 | 4 | UKR | 241 | BEZUGLYY Sergiy | 50.37 (5) | 1:42.054 (3) | QF |
| | | | 239 | PROKOPENKO Maksym | 1.62 | 0.541 | |
| | | | | | | 51.684 (1) | |
| 4 | 5 | ROU | 199 | CHIRILA Iosif | 49.56 (2) | 1:42.306 (4) | QS |
| | | | 197 | CUCULICI Andrei | 0.81 | 0.793 | |
| | | | | | | 52.746 (4) | |
| 5 | 3 | CAN | 45 | RUSSELL Andrew | 50.99 (7) | 1:43.189 (5) | QS |
| | | | 31 | BEAUCHESNE-SEVIGNY G. | 2.24 | 1.676 | |
| | | | | | | 52.199 (3) | |
| 6 | 2 | FRA | 93 | HEMONIC Bertrand | 50.47 (6) | 1:43.453 (6) | QS |
| | | | 98 | TCHAMBA William | 1.72 | 1.940 | |
| | | | | | | 52.983 (6) | |
| 7 | 8 | KAZ | 159 | NURMAGANBETOV Kaisar | 50.21 (4) | 1:45.730 (7) | QS |
| | | | 157 | DYADCHUK Alexandr | 1.46 | 4.217 | |
| | | | | | | 55.520 (7) | |

Progression System **1/3 to Final, 4/7 to S.F.+8th B.T., Rest Out**

| | | | | | |
|------------------------|-----|---------------------|-------------------------------|-----|-----------------|
| Chief Official: | HUN | VASKUTI Istvan | Course Umpire: | ITA | TARABUSI Sante |
| Chief Judge: | CAN | GARNER Frank | Course Umpire: | ESP | BLAZQUEZ Pedro |
| Starter: | GER | STAHLSCHMIDT Gunter | Chief Finish Official: | CZE | CHARVATOVA Hana |

| | | | | | | |
|---------------------------|--------------------|--------|-------------|---------------|-----------------|--|
| Weather Conditions | Air Temperature: | 29.9°C | Wind Speed: | 1.0 / 0.5 m/s | Wind Direction: | |
| | Water Temperature: | 29.1°C | Conditions: | Sunny | | |
| | Humidity: | 45.0% | | | | |

Note: Results are subject to change after consideration of the Course Umpire report, Boat and Doping Control results.

| | | | | | | | | |
|----------------|----|---------------------|-----|-------------------------|----|--|---|------------|
| Legend: | QF | Qualified for final | QS | Qualified for semifinal | ?? | Might qualify by time or it is not clear | X | Eliminated |
| | °C | Degree celsius | m/s | Metres per second | | | | |

**SY ROWING-CANOEING PARK CANOE / KAYAK FLATWATER RACING**顺义奥林匹克水上公园
PO DE SHUNYI

皮划艇静水 / CANOE/KAYAK EN EAUX CALMES

CANOE DOUBLE (C2) 500M MEN

男子双人划艇500米 / CANOE BIPLACE (C2) 500 M - HOMMES

THU 星期四 JEU
21 AUG 2008**SEMIFINAL 1**

半决赛 第1组 / DEMI-FINALE 1

RESULTS

比赛成绩 / RÉSULTATS

Race 47World Best Time: **POL** Goliasz/ Lbik Paris (FRA) 1989 **1:38.270**

| Rank | Lane | NOC | BIB | Name | 250m | 500m | |
|------|------|-----|-----|-------------------------|-----------|--------------|----|
| 1 | 4 | ROU | 199 | CHIRILA Iosif | 50.29 (4) | 1:42.545 (1) | QF |
| | | | 197 | CUCULICI Andrei | 0.65 | 52.255 (2) | |
| 2 | 6 | BUL | 29 | GEORGIEV Deyan | 50.55 (5) | 1:42.891 (2) | QF |
| | | | 28 | ALIEV Adnan | 0.91 | 0.346 | |
| | | | | | | 52.341 (3) | |
| 3 | 3 | CAN | 45 | RUSSELL Andrew | 50.93 (6) | 1:42.921 (3) | QF |
| | | | 31 | BEAUCHESNE-SEVIGNY G. | 1.29 | 0.376 | |
| | | | | | | 51.991 (1) | |
| 4 | 5 | LTU | 167 | LABUCKAS Raimundas | 49.64 (1) | 1:43.299 (4) | X |
| | | | 166 | GADEIKIS Tomas | | 0.754 | |
| | | | | | | 53.659 (6) | |
| 5 | 8 | CUB | 71 | TORRES Serguey | 50.23 (3) | 1:43.673 (5) | X |
| | | | 70 | AGUILAR Karel | 0.59 | 1.128 | |
| | | | | | | 53.443 (5) | |
| 6 | 7 | FRA | 93 | HEMONIC Bertrand | 51.04 (8) | 1:43.874 (6) | X |
| | | | 98 | TCHAMBA William | 1.40 | 1.329 | |
| | | | | | | 52.834 (4) | |
| 7 | 1 | KAZ | 159 | NURMAGANBETOV Kaisar | 49.88 (2) | 1:44.992 (7) | X |
| | | | 157 | DYADCHUK Alexandr | 0.24 | 2.447 | |
| | | | | | | 55.112 (8) | |
| 8 | 2 | HUN | 131 | SAFRAN Matyas | 51.01 (7) | 1:45.032 (8) | X |
| | | | 132 | SAFRAN Mihaly Zoltan | 1.37 | 2.487 | |
| | | | | | | 54.022 (7) | |
| 9 | 9 | MEX | 168 | CRISTOBAL Jose Everardo | 52.86 (9) | 1:48.853 (9) | X |
| | | | 170 | CAMILO Dimas | 3.22 | 6.308 | |
| | | | | | | 55.993 (9) | |

Progression System **1/3 to Final**

| | | | | | |
|------------------------|-----|---------------------|-------------------------------|-----|-----------------|
| Chief Official: | HUN | VASKUTI Istvan | Course Umpire: | NOR | BACHE-WIIG Jan |
| Chief Judge: | CAN | GARNER Frank | Course Umpire: | POL | PISZCZ Rafal |
| Starter: | GER | STAHLSCHMIDT Gunter | Chief Finish Official: | CZE | CHARVATOVA Hana |

| | | | | | | |
|---------------------------|--------------------|--------|-------------|---------------|-----------------|--|
| Weather Conditions | Air Temperature: | 20.3°C | Wind Speed: | 1.4 / 1.0 m/s | Wind Direction: | |
| | Water Temperature: | 27.4°C | Conditions: | Rain | | |
| | Humidity: | 90.0% | | | | |

Note: Results are subject to change after consideration of the Course Umpire report, Boat and Doping Control results.

| | | | | | | | | |
|----------------|----|---------------------|-----|-------------------------|----|--|---|------------|
| Legend: | QF | Qualified for final | QS | Qualified for semifinal | ?? | Might qualify by time or it is not clear | X | Eliminated |
| | °C | Degree celsius | m/s | Metres per second | | | | |

**SY ROWING-CANOEING PARK CANOE / KAYAK FLATWATER RACING**顺义奥林匹克水上公园
PO DE SHUNYI

皮划艇静水 / CANOE/KAYAK EN EAUX CALMES

CANOE DOUBLE (C2) 500M MEN

男子双人划艇500米 / CANOE BIPLACE (C2) 500 M - HOMMES

SAT 星期六 SAM
23 AUG 2008**FINAL**
决赛 / FINALE**RESULTS**

比赛成绩 / RÉSULTATS

Race 59World Best Time: **POL** Goliasz/ Lbik Paris (FRA) 1989 **1:38.270**

| Rank | Lane | NOC | BIB | Name | 250m | 500m | |
|------|------|-----|-----|------------------------|-----------|--------------|--|
| 1 | 5 | CHN | 53 | MENG Guanliang | 48.22 (1) | 1:41.025 (1) | |
| | | | 54 | YANG Wenjun | | 52.805 (6) | |
| 2 | 3 | RUS | 216 | ULEGIN Sergey | 49.24 (4) | 1:41.282 (2) | |
| | | | 215 | KOSTOGLD Alexander | 1.02 | 0.257 | |
| | | | | | | 52.042 (1) | |
| 3 | 4 | GER | 107 | GILLE Christian | 49.19 (3) | 1:41.964 (3) | |
| | | | 105 | WYLENZEK Thomasz | 0.97 | 0.939 | |
| | | | | | | 52.774 (5) | |
| 4 | 6 | BLR | 21 | BAHDANOVICH Andrei | 49.45 (5) | 1:41.996 (4) | |
| | | | 19 | BAHDANOVICH Aliaksandr | 1.23 | 0.971 | |
| | | | | | | 52.546 (4) | |
| 5 | 9 | CAN | 45 | RUSSELL Andrew | 50.28 (7) | 1:42.450 (5) | |
| | | | 31 | BEAUCHESNE-SEVIGNY G. | 2.06 | 1.425 | |
| | | | | | | 52.170 (2) | |
| 6 | 8 | ROU | 199 | CHIRILA Iosif | 50.71 (9) | 1:43.195 (6) | |
| | | | 197 | CUCULICI Andrei | 2.49 | 2.170 | |
| | | | | | | 52.485 (3) | |
| 7 | 1 | BUL | 29 | GEORGIEV Deyan | 50.55 (8) | 1:43.971 (7) | |
| | | | 28 | ALIEV Adnan | 2.33 | 2.946 | |
| | | | | | | 53.421 (7) | |
| 8 | 2 | UKR | 241 | BEZUGLYY Sergiy | 48.73 (2) | 1:44.157 (8) | |
| | | | 239 | PROKOPENKO Maksym | 0.51 | 3.132 | |
| | | | | | | 55.427 (9) | |
| 9 | 7 | POL | 182 | JEDRASZKO Daniel | 49.70 (6) | 1:44.389 (9) | |
| | | | 188 | RYNKIEWICZ Roman | 1.48 | 3.364 | |
| | | | | | | 54.689 (8) | |

| | | | | | |
|------------------------|-----|----------------------|-------------------------------|-----|-----------------|
| Chief Official: | HUN | VASKUTI Istvan | Course Umpire: | ITA | TARABUSI Sante |
| Chief Judge: | CAN | GARNER Frank | Course Umpire: | ESP | BLAZQUEZ Pedro |
| Starter: | GER | STAHLSCHEMIDT Gunter | Chief Finish Official: | CZE | CHARVATOVA Hana |

| | | | | | | |
|---------------------------|--------------------|--------|-------------|---------------|-----------------|--|
| Weather Conditions | Air Temperature: | 31.1°C | Wind Speed: | 1.0 / 0.7 m/s | Wind Direction: | |
| | Water Temperature: | 29.0°C | Conditions: | Sunny | | |
| | Humidity: | 51.0% | | | | |

Note: Results are subject to change after consideration of the Course Umpire report, Boat and Doping Control results.

| | | | | | | | | |
|----------------|----|---------------------|-----|-------------------------|----|--|---|------------|
| Legend: | QF | Qualified for final | QS | Qualified for semifinal | ?? | Might qualify by time or it is not clear | X | Eliminated |
| | °C | Degree celsius | m/s | Metres per second | | | | |


RESULTS SUMMARY BY EVENT

按项目的比赛成绩总览表 / TABLEAU DES RÉSULTATS PAR ÉPREUVE

| Race | Date | Round | Rank | | | | | | | | | Progression System |
|------------------|-------------|-------|------------|------------|------------|------------|------------|------------|------------|------------|--|--------------------|
| | | | 1 | 2 | 3 | 4 | 5 | 6 | 7 | 8 | 9 | |
| Heats | | | | | | | | | | | | |
| 27 | 19 AUG 2008 | 1 | CHN | RUS | POL | LTU | BUL | HUN | CUB | MEX | 1/3 to Final, 4/7 to S.F.+8th B.T., Rest Out | |
| | | | 1:41.218 | 1:41.241 | 1:42.309 | 1:42.803 | 1:43.428 | 1:43.642 | 1:44.155 | 1:54.090 | | |
| 28 | 19 AUG 2008 | 2 | GER | BLR | UKR | ROU | CAN | FRA | KAZ | | | |
| | | | 1:41.513 | 1:41.767 | 1:42.054 | 1:42.306 | 1:43.189 | 1:43.453 | 1:45.730 | | | |
| Semifinal | | | | | | | | | | | | |
| 47 | 21 AUG 2008 | 1 | ROU | BUL | CAN | LTU | CUB | FRA | KAZ | HUN | MEX | 1/3 to Final |
| | | | 1:42.545 | 1:42.891 | 1:42.921 | 1:43.299 | 1:43.673 | 1:43.874 | 1:44.992 | 1:45.032 | 1:48.853 | |
| Final | | | | | | | | | | | | |
| 59 | 23 AUG 2008 | | CHN | RUS | GER | BLR | CAN | ROU | BUL | UKR | POL | |
| | | | 1:41.025 | 1:41.282 | 1:41.964 | 1:41.996 | 1:42.450 | 1:43.195 | 1:43.971 | 1:44.157 | 1:44.389 | |

**SY ROWING-CANOEING PARK CANOE / KAYAK FLATWATER RACING**顺义奥林匹克水上公园
PO DE SHUNYI

皮划艇静水 / CANOE/KAYAK EN EAUX CALMES

KAYAK SINGLE (K1) 500M WOMEN

女子单人皮艇500米 / KAYAK MONOPLACE (K1) 500 M - FEMMES

TUE 星期二 MAR
19 AUG 2008**HEAT 1**
预赛 第1组 / ÉLIMINATOIRE 1**RESULTS**

比赛成绩 / RÉSULTATS

Race 22World Best Time: **HUN** KOVACS Katalin Szeged (HUN) 2002 **1:47.343**

| Rank | Lane | NOC | BIB | Name | 250m | 500m | |
|------|------|-----|-----|----------------------|-------------|--------------|----|
| 1 | 5 | HUN | 127 | KOVACS Katalin | 53.06 (1) | 1:49.424 (1) | QF |
| | | | | | | 56.364 (1) | |
| 2 | 9 | ESP | 82 | PORTELA Maria Teresa | 54.44 (3) | 1:51.654 (2) | QS |
| | | | | | 1.38 | 2.230 | |
| | | | | | | 57.214 (3) | |
| 3 | 6 | RSA | 208 | HODSON Jennifer | 55.19 (5) | 1:51.655 (3) | QS |
| | | | | | 2.13 | 2.231 | |
| | | | | | | 56.465 (2) | |
| 4 | 2 | JPN | 150 | KITAMOTO Shinobu | 54.35 (2) | 1:52.148 (4) | QS |
| | | | | | 1.29 | 2.724 | |
| | | | | | | 57.798 (4) | |
| 5 | 7 | AUS | 7 | MEEK Chantal | 55.39 (6) | 1:53.374 (5) | QS |
| | | | | | 2.33 | 3.950 | |
| | | | | | | 57.984 (5) | |
| 6 | 4 | POL | 179 | CHOJNACKA Malgorzata | 54.75 (4) | 1:53.635 (6) | QS |
| | | | | | 1.69 | 4.211 | |
| | | | | | | 58.885 (7) | |
| 7 | 3 | CAN | 36 | FURNEAUX Karen | 55.53 (7) | 1:54.065 (7) | QS |
| | | | | | 2.47 | 4.641 | |
| | | | | | | 58.535 (6) | |
| 8 | 8 | ARG | 3 | FONTANINI Estefania | 58.50 (8) | 2:00.291 (8) | X |
| | | | | | 5.44 | 10.867 | |
| | | | | | | 1:01.791 (8) | |
| 9 | 1 | SEN | 220 | BA Khathia | 1:05.15 (9) | 2:17.740 (9) | X |
| | | | | | 12.09 | 28.316 | |
| | | | | | | 1:12.590 (9) | |

Progression System **1st to Final, 2/7 to S.F., Rest Out**

| | | | | | |
|------------------------|-----|----------------|-------------------------------|-----|-----------------|
| Chief Official: | HUN | VASKUTI Istvan | Course Umpire: | ITA | TARABUSI Sante |
| Chief Judge: | CAN | GARNER Frank | Course Umpire: | ESP | BLAZQUEZ Pedro |
| Starter: | HUN | DENES Gyorgy | Chief Finish Official: | CZE | CHARVATOVA Hana |

| | | | | | | |
|---------------------------|--------------------|--------|-------------|---------------|-----------------|--|
| Weather Conditions | Air Temperature: | 29.9°C | Wind Speed: | 1.1 / 1.0 m/s | Wind Direction: | |
| | Water Temperature: | 29.0°C | Conditions: | Sunny | | |
| | Humidity: | 49.0% | | | | |

Note: Results are subject to change after consideration of the Course Umpire report, Boat and Doping Control results.

| | | | | | | | | |
|----------------|----|---------------------|-----|-------------------------|----|--|---|------------|
| Legend: | QF | Qualified for final | QS | Qualified for semifinal | ?? | Might qualify by time or it is not clear | X | Eliminated |
| | °C | Degree celsius | m/s | Metres per second | | | | |

**SY ROWING-CANOEING PARK CANOE / KAYAK FLATWATER RACING**顺义奥林匹克水上公园
PO DE SHUNYI

皮划艇静水 / CANOE/KAYAK EN EAUX CALMES

KAYAK SINGLE (K1) 500M WOMEN

女子单人皮艇500米 / KAYAK MONOPLACE (K1) 500 M - FEMMES

TUE 星期二 MAR
19 AUG 2008**HEAT 2**

预赛 第2组 / ÉLIMINATOIRE 2

**RESULTS**

比赛成绩 / RÉSULTATS

Race 23World Best Time: **HUN** KOVACS Katalin Szeged (HUN) 2002 **1:47.343**

| Rank | Lane | NOC | BIB | Name | 250m | 500m | |
|------|------|-----|-----|------------------------|-----------|--------------|----|
| 1 | 4 | ITA | 149 | IDEM Josefa | 52.30 (1) | 1:48.864 (1) | QF |
| | | | | | | 56.564 (2) | |
| 2 | 8 | CHN | 57 | ZHONG Hongyan | 53.62 (4) | 1:49.440 (2) | QS |
| | | | | | 1.32 | 0.576 | |
| | | | | | | 55.820 (1) | |
| 3 | 3 | GBR | 101 | WAINWRIGHT Lucy | 53.47 (3) | 1:50.103 (3) | QS |
| | | | | | 1.17 | 1.239 | |
| | | | | | | 56.633 (3) | |
| 4 | 6 | USA | 242 | JOHNSON Carrie | 52.63 (2) | 1:50.221 (4) | QS |
| | | | | | 0.33 | 1.357 | |
| | | | | | | 57.591 (4) | |
| 5 | 7 | DEN | 77 | HANSEN Henriette Engel | 54.02 (5) | 1:52.773 (5) | QS |
| | | | | | 1.72 | 3.909 | |
| | | | | | | 58.753 (6) | |
| 6 | 2 | POR | 193 | PORTELA Teresa | 55.04 (7) | 1:53.761 (6) | QS |
| | | | | | 2.74 | 4.897 | |
| | | | | | | 58.721 (5) | |
| 7 | 5 | FIN | 88 | RIKALA Anne | 54.30 (6) | 1:54.294 (7) | QS |
| | | | | | 2.00 | 5.430 | |
| | | | | | | 59.994 (7) | |
| 8 | 1 | BLR | 20 | FEDAROVICH Tatsiana | 56.62 (8) | 1:57.881 (8) | X |
| | | | | | 4.32 | 9.017 | |
| | | | | | | 1:01.261 (8) | |

Progression System **1st to Final, 2/7 to S.F., Rest Out**

| | | | | | |
|------------------------|-----|----------------|-------------------------------|-----|-----------------|
| Chief Official: | HUN | VASKUTI Istvan | Course Umpire: | NOR | BACHE-WIIG Jan |
| Chief Judge: | CAN | GARNER Frank | Course Umpire: | POL | PISZCZ Rafal |
| Starter: | HUN | DENES Gyorgy | Chief Finish Official: | CZE | CHARVATOVA Hana |

| | | | | | | |
|---------------------------|--------------------|--------|-------------|---------------|-----------------|--|
| Weather Conditions | Air Temperature: | 29.9°C | Wind Speed: | 1.1 / 1.0 m/s | Wind Direction: | |
| | Water Temperature: | 29.0°C | Conditions: | Sunny | | |
| | Humidity: | 49.0% | | | | |

Note: Results are subject to change after consideration of the Course Umpire report, Boat and Doping Control results.

| | | | | | | | | |
|----------------|----|---------------------|-----|-------------------------|----|--|---|------------|
| Legend: | QF | Qualified for final | QS | Qualified for semifinal | ?? | Might qualify by time or it is not clear | X | Eliminated |
| | °C | Degree celsius | m/s | Metres per second | | | | |

**SY ROWING-CANOEING PARK CANOE / KAYAK FLATWATER RACING**顺义奥林匹克水上公园
PO DE SHUNYI

皮划艇静水 / CANOE/KAYAK EN EAUX CALMES

KAYAK SINGLE (K1) 500M WOMEN

女子单人皮艇500米 / KAYAK MONOPLACE (K1) 500 M - FEMMES

TUE 星期二 MAR
19 AUG 2008**HEAT 3**

预赛 第3组 / ÉLIMINATOIRE 3

**RESULTS**

比赛成绩 / RÉSULTATS

Race 24World Best Time: **HUN** KOVACS Katalin Szeged (HUN) 2002 **1:47.343**

| Rank | Lane | NOC | BIB | Name | 250m | 500m | |
|------|------|-----|-----|------------------------|-------------------|---------------------------------------|----|
| 1 | 5 | GER | 103 | WAGNER-AUGUSTIN Katrin | 52.48 (2) 0.34 | 1:48.745 (1) 56.265 (1) | QF |
| 2 | 6 | UKR | 240 | OSYPENKO-RADOMSKA Inna | 52.14 (1) | 1:49.776 (2) 1.031 57.636 (6) | QS |
| 3 | 7 | SLO | 223 | PONOMARENKO Spela | 53.33 (3) 1.19 | 1:49.973 (3) 1.228 56.643 (2) | QS |
| 4 | 4 | SWE | 233 | PALDANIUS Sofia | 54.04 (4) 1.90 | 1:51.110 (4) 2.365 57.070 (4) | QS |
| 5 | 8 | RUS | 209 | SALAKHOVA Yuliana | 54.51 (5) 2.37 | 1:51.628 (5) 2.883 57.118 (5) | QS |
| 6 | 3 | NZL | 173 | TAYLOR Erin | 55.68 (6) 3.54 | 1:52.517 (6) 3.772 56.837 (3) | QS |
| 7 | 2 | VEN | 246 | SANCHEZ Zulmarys | 56.00 (7) 3.86 | 1:57.728 (7) 8.983 1:01.728 (8) | QS |
| 8 | 1 | KOR | 160 | LEE Soonja | 57.35 (8) 5.21 | 1:58.140 (8) 9.395 1:00.790 (7) | X |

Progression System **1st to Final, 2/7 to S.F., Rest Out**

| | | | | | |
|------------------------|-----|----------------|-------------------------------|-----|-----------------|
| Chief Official: | HUN | VASKUTI Istvan | Course Umpire: | RSA | WITHERDEN Alan |
| Chief Judge: | CAN | GARNER Frank | Course Umpire: | GBR | MOULE Peter |
| Starter: | HUN | DENES Gyorgy | Chief Finish Official: | CZE | CHARVATOVA Hana |

| | | | | | | |
|---------------------------|--------------------|--------|-------------|---------------|-----------------|--|
| Weather Conditions | Air Temperature: | 30.1°C | Wind Speed: | 1.0 / 0.9 m/s | Wind Direction: | |
| | Water Temperature: | 29.0°C | Conditions: | Sunny | | |
| | Humidity: | 46.0% | | | | |

Note: Results are subject to change after consideration of the Course Umpire report, Boat and Doping Control results.

| | | | | | | | | |
|----------------|----|---------------------|-----|-------------------------|----|--|---|------------|
| Legend: | QF | Qualified for final | QS | Qualified for semifinal | ?? | Might qualify by time or it is not clear | X | Eliminated |
| | °C | Degree celsius | m/s | Metres per second | | | | |

**SY ROWING-CANOEING PARK CANOE / KAYAK FLATWATER RACING**顺义奥林匹克水上公园
PO DE SHUNYI

皮划艇静水 / CANOE/KAYAK EN EAUX CALMES

KAYAK SINGLE (K1) 500M WOMEN

女子单人皮艇500米 / KAYAK MONOPLACE (K1) 500 M - FEMMES

THU 星期四 JEU
21 AUG 2008**SEMIFINAL 1**

半决赛 第1组 / DEMI-FINALE 1

**RESULTS**

比赛成绩 / RÉSULTATS

Race 44World Best Time: **HUN** KOVACS Katalin Szeged (HUN) 2002 **1:47.343**

| Rank | Lane | NOC | BIB | Name | 250m | 500m | |
|------|------|-----|-----|------------------------|-----------|--------------|----|
| 1 | 5 | UKR | 240 | OSYPENKO-RADOMSKA Inna | 53.70 (1) | 1:51.558 (1) | QF |
| | | | | | | 57.858 (2) | |
| 2 | 4 | GBR | 101 | WAINWRIGHT Lucy | 55.22 (5) | 1:52.580 (2) | QF |
| | | | | | 1.52 | 1.022 | |
| | | | | | | 57.360 (1) | |
| 3 | 6 | RSA | 208 | HODSON Jennifer | 54.89 (3) | 1:53.209 (3) | QF |
| | | | | | 1.19 | 1.651 | |
| | | | | | | 58.319 (3) | |
| 4 | 7 | USA | 242 | JOHNSON Carrie | 55.02 (4) | 1:53.721 (4) | X |
| | | | | | 1.32 | 2.163 | |
| | | | | | | 58.701 (4) | |
| 5 | 3 | SWE | 233 | PALDANIUS Sofia | 53.96 (2) | 1:53.797 (5) | X |
| | | | | | 0.26 | 2.239 | |
| | | | | | | 59.837 (7) | |
| 6 | 8 | POR | 193 | PORTELA Teresa | 55.95 (8) | 1:54.831 (6) | X |
| | | | | | 2.25 | 3.273 | |
| | | | | | | 58.881 (5) | |
| 7 | 2 | AUS | 7 | MEEK Chantal | 55.60 (7) | 1:54.876 (7) | X |
| | | | | | 1.90 | 3.318 | |
| | | | | | | 59.276 (6) | |
| 8 | 9 | POL | 179 | CHOJNACKA Malgorzata | 55.51 (6) | 1:55.619 (8) | X |
| | | | | | 1.81 | 4.061 | |
| | | | | | | 1:00.109 (8) | |
| 9 | 1 | VEN | 246 | SANCHEZ Zulmarys | 57.25 (9) | 2:02.764 (9) | X |
| | | | | | 3.55 | 11.206 | |
| | | | | | | 1:05.514 (9) | |

Progression System **1/3 to Final, Rest Out**

| | | | | | |
|------------------------|-----|----------------|-------------------------------|-----|-----------------|
| Chief Official: | HUN | VASKUTI Istvan | Course Umpire: | NOR | BACHE-WIIG Jan |
| Chief Judge: | CAN | GARNER Frank | Course Umpire: | POL | PISZCZ Rafal |
| Starter: | HUN | DENES Gyorgy | Chief Finish Official: | CZE | CHARVATOVA Hana |

| | | | | | | |
|---------------------------|--------------------|--------|-------------|---------------|-----------------|--|
| Weather Conditions | Air Temperature: | 20.3°C | Wind Speed: | 1.8 / 1.2 m/s | Wind Direction: | |
| | Water Temperature: | 27.4°C | Conditions: | Rain | | |
| | Humidity: | 91.0% | | | | |

Note: Results are subject to change after consideration of the Course Umpire report, Boat and Doping Control results.

| | | | | | | | | |
|----------------|----|---------------------|-----|-------------------------|----|--|---|------------|
| Legend: | QF | Qualified for final | QS | Qualified for semifinal | ?? | Might qualify by time or it is not clear | X | Eliminated |
| | °C | Degree celsius | m/s | Metres per second | | | | |

**SY ROWING-CANOEING PARK CANOE / KAYAK FLATWATER RACING**顺义奥林匹克水上公园
PO DE SHUNYI

皮划艇静水 / CANOE/KAYAK EN EAUX CALMES

KAYAK SINGLE (K1) 500M WOMEN

女子单人皮艇500米 / KAYAK MONOPLACE (K1) 500 M - FEMMES

THU 星期四 JEU
21 AUG 2008**SEMIFINAL 2**

半决赛 第2组 / DEMI-FINALE 2

**RESULTS**

比赛成绩 / RÉSULTATS

Race 45World Best Time: **HUN** KOVACS Katalin Szeged (HUN) 2002 **1:47.343**

| Rank | Lane | NOC | BIB | Name | 250m | 500m | |
|------|------|-----|-----|------------------------|-------------------|---------------------------------------|----|
| 1 | 4 | CHN | 57 | ZHONG Hongyan | 53.97 (2) 0.09 | 1:53.163 (1) 59.193 (5) | QF |
| 2 | 2 | RUS | 209 | SALAKHOVA Yuliana | 55.52 (6) 1.64 | 1:53.603 (2) 58.083 (1) | QF |
| 3 | 6 | SLO | 223 | PONOMARENKO Spela | 55.13 (4) 1.25 | 1:53.812 (3) 58.682 (3) | QF |
| 4 | 1 | FIN | 88 | RIKALA Anne | 53.88 (1) | 1:54.025 (4) 0.862 1:00.145 (7) | X |
| 5 | 8 | NZL | 173 | TAYLOR Erin | 56.15 (7) 2.27 | 1:54.300 (5) 1.137 58.150 (2) | X |
| 6 | 5 | ESP | 82 | PORTELA Maria Teresa | 54.28 (3) 0.40 | 1:54.981 (6) 1.818 1:00.701 (8) | X |
| 7 | 9 | CAN | 36 | FURNEAUX Karen | 55.24 (5) 1.36 | 1:55.145 (7) 1.982 59.905 (6) | X |
| 8 | 7 | DEN | 77 | HANSEN Henriette Engel | 56.80 (9) 2.92 | 1:55.960 (8) 2.797 59.160 (4) | X |
| 9 | 3 | JPN | 150 | KITAMOTO Shinobu | 56.26 (8) 2.38 | 2:01.105 (9) 7.942 1:04.845 (9) | X |

Progression System **1/3 to Final, Rest Out**

| | | | | | |
|------------------------|-----|----------------|-------------------------------|-----|-----------------|
| Chief Official: | HUN | VASKUTI Istvan | Course Umpire: | RSA | WITHERDEN Alan |
| Chief Judge: | CAN | GARNER Frank | Course Umpire: | GBR | MOULE Peter |
| Starter: | HUN | DENES Gyorgy | Chief Finish Official: | CZE | CHARVATOVA Hana |

| | | | | | | |
|---------------------------|--------------------|--------|-------------|---------------|-----------------|--|
| Weather Conditions | Air Temperature: | 20.3°C | Wind Speed: | 1.8 / 1.2 m/s | Wind Direction: | |
| | Water Temperature: | 27.4°C | Conditions: | Rain | | |
| | Humidity: | 91.0% | | | | |

Note: Results are subject to change after consideration of the Course Umpire report, Boat and Doping Control results.

| | | | | | | | | |
|----------------|----|---------------------|-----|-------------------------|----|--|---|------------|
| Legend: | QF | Qualified for final | QS | Qualified for semifinal | ?? | Might qualify by time or it is not clear | X | Eliminated |
| | °C | Degree celsius | m/s | Metres per second | | | | |

**SY ROWING-CANOEING PARK CANOE / KAYAK FLATWATER RACING**顺义奥林匹克水上公园
PO DE SHUNYI

皮划艇静水 / CANOE/KAYAK EN EAUX CALMES

KAYAK SINGLE (K1) 500M WOMEN

女子单人皮艇500米 / KAYAK MONOPLACE (K1) 500 M - FEMMES

SAT 星期六 SAM
23 AUG 2008**FINAL**
决赛 / FINALE**RESULTS**

比赛成绩 / RÉSULTATS

Race 57World Best Time: **HUN** KOVACS Katalin Szeged (HUN) 2002 **1:47.343**

| Rank | Lane | NOC | BIB | Name | 250m | 500m | |
|------|------|-----|-----|------------------------|--------------------|----------------------------|--|
| 1 | 3 | UKR | 240 | OSYPENKO-RADOMSKA Inna | 53.54 (3) 0.45 | 1:50.673 (1) 57.133 (1) | |
| 2 | 4 | ITA | 149 | IDEM Josefa | 53.36 (2) 0.27 | 1:50.677 (2) 57.317 (2) | |
| 3 | 6 | GER | 103 | WAGNER-AUGUSTIN Katrin | 53.62 (4) 0.53 | 1:51.022 (3) 57.402 (3) | |
| 4 | 5 | HUN | 127 | KOVACS Katalin | 53.09 (1) 0.466 | 1:51.139 (4) 58.049 (7) | |
| 5 | 7 | CHN | 57 | ZHONG Hongyan | 54.49 (6) 1.40 | 1:52.220 (5) 57.730 (6) | |
| 6 | 9 | SLO | 223 | PONOMARENKO Spela | 54.89 (7) 1.80 | 1:52.363 (6) 57.473 (4) | |
| 7 | 8 | GBR | 101 | WAINWRIGHT Lucy | 55.49 (8) 2.40 | 1:53.102 (7) 57.612 (5) | |
| 8 | 1 | RSA | 208 | HODSON Jennifer | 53.77 (5) 0.68 | 1:53.353 (8) 59.583 (9) | |
| 9 | 2 | RUS | 209 | SALAKHOVA Yuliana | 55.56 (9) 2.47 | 1:53.973 (9) 58.413 (8) | |

| | | | | | |
|------------------------|-----|----------------|-------------------------------|-----|-----------------|
| Chief Official: | HUN | VASKUTI Istvan | Course Umpire: | NOR | BACHE-WIIG Jan |
| Chief Judge: | CAN | GARNER Frank | Course Umpire: | POL | PISZCZ Rafal |
| Starter: | HUN | DENES Gyorgy | Chief Finish Official: | CZE | CHARVATOVA Hana |

| | | | | | | |
|---------------------------|--------------------|--------|-------------|---------------|-----------------|--|
| Weather Conditions | Air Temperature: | 31.8°C | Wind Speed: | 1.0 / 0.7 m/s | Wind Direction: | |
| | Water Temperature: | 29.0°C | Conditions: | Sunny | | |
| | Humidity: | 41.0% | | | | |

Note: Results are subject to change after consideration of the Course Umpire report, Boat and Doping Control results.

| | | | | | | | |
|----------------|---------------------|-----|-------------------------|----|--|---|------------|
| Legend: | | | | | | | |
| QF | Qualified for final | QS | Qualified for semifinal | ?? | Might qualify by time or it is not clear | X | Eliminated |
| °C | Degree celsius | m/s | Metres per second | | | | |



RESULTS SUMMARY BY EVENT
 按项目的比赛成绩总览表 / TABLEAU DES RÉSULTATS PAR ÉPREUVE

| Race | Date | Round | Rank | | | | | | | | | Progression System |
|-------------------|-------------|-------|------------|------------|------------|------------|------------|------------|------------|------------|------------|-------------------------------------|
| | | | 1 | 2 | 3 | 4 | 5 | 6 | 7 | 8 | 9 | |
| Heats | | | | | | | | | | | | |
| 22 | 19 AUG 2008 | 1 | HUN | ESP | RSA | JPN | AUS | POL | CAN | ARG | SEN | 1st to Final, 2/7 to S.F., Rest Out |
| | | | 1:49.424 | 1:51.654 | 1:51.655 | 1:52.148 | 1:53.374 | 1:53.635 | 1:54.065 | 2:00.291 | 2:17.740 | |
| 23 | 19 AUG 2008 | 2 | ITA | CHN | GBR | USA | DEN | POR | FIN | BLR | | |
| | | | 1:48.864 | 1:49.440 | 1:50.103 | 1:50.221 | 1:52.773 | 1:53.761 | 1:54.294 | 1:57.881 | | |
| 24 | 19 AUG 2008 | 3 | GER | UKR | SLO | SWE | RUS | NZL | VEN | KOR | | |
| | | | 1:48.745 | 1:49.776 | 1:49.973 | 1:51.110 | 1:51.628 | 1:52.517 | 1:57.728 | 1:58.140 | | |
| Semifinals | | | | | | | | | | | | |
| 44 | 21 AUG 2008 | 1 | UKR | GBR | RSA | USA | SWE | POR | AUS | POL | VEN | 1/3 to Final, Rest Out |
| | | | 1:51.558 | 1:52.580 | 1:53.209 | 1:53.721 | 1:53.797 | 1:54.831 | 1:54.876 | 1:55.619 | 2:02.764 | |
| 45 | 21 AUG 2008 | 2 | CHN | RUS | SLO | FIN | NZL | ESP | CAN | DEN | JPN | |
| | | | 1:53.163 | 1:53.603 | 1:53.812 | 1:54.025 | 1:54.300 | 1:54.981 | 1:55.145 | 1:55.960 | 2:01.105 | |
| Final | | | | | | | | | | | | |
| 57 | 23 AUG 2008 | | UKR | ITA | GER | HUN | CHN | SLO | GBR | RSA | RUS | |
| | | | 1:50.673 | 1:50.677 | 1:51.022 | 1:51.139 | 1:52.220 | 1:52.363 | 1:53.102 | 1:53.353 | 1:53.973 | |

**SY ROWING-CANOEING PARK CANOE / KAYAK FLATWATER RACING**顺义奥林匹克水上公园
PO DE SHUNYI

皮划艇静水 / CANOE/KAYAK EN EAUX CALMES

KAYAK DOUBLE (K2) 500M WOMEN

女子双人皮艇500米 / KAYAK BIPLACE (K2) 500 M - FEMMES

TUE 星期二 MAR
19 AUG 2008**HEAT 1**
预赛 第1组 / ÉLIMINATOIRE 1**RESULTS**

比赛成绩 / RÉSULTATS

Race 29World Best Time: **POL** Pastuszka/ Skowron Szeged (HUN) 2002 **1:37.987**

| Rank | Lane | NOC | BIB | Name | 250m | 500m | |
|------|------|-----|------------|--------------------------------------|-------------------|-------------------------------------|----|
| 1 | 5 | GER | 110 113 | FISCHER Fanny REINHARDT Nicole | 51.05 (3) 0.31 | 1:43.412 (1) 52.362 (1) | QF |
| 2 | 4 | POL | 187 183 | MIKOLAJCZYK Beata KONIECZNA Aneta | 50.74 (1) | 1:44.631 (2) 1.219 53.891 (2) | QF |
| 3 | 7 | CZE | 73 72 | MRUZKOVA Michala BLAHOVA Jana | 50.83 (2) 0.09 | 1:45.104 (3) 1.692 54.274 (5) | QF |
| 4 | 3 | FIN | 88 86 | RIKALA Anne MIKKONEN Jenni | 51.50 (5) 0.76 | 1:45.735 (4) 2.323 54.235 (4) | QS |
| 5 | 9 | ESP | 79 83 | MANCHON Beatriz MOLANES Sonia | 51.81 (6) 1.07 | 1:46.646 (5) 3.234 54.836 (8) | QS |
| 6 | 2 | JPN | 150 151 | KITAMOTO Shinobu TAKEYA Mikiko | 52.17 (7) 1.43 | 1:46.980 (6) 3.568 54.810 (7) | QS |
| 7 | 6 | SVK | 226 227 | KMETOVA Ivana KOHLOVA Martina | 51.41 (4) 0.67 | 1:47.284 (7) 3.872 55.874 (9) | QS |
| 8 | 1 | RSA | 203 206 | ERAY Michele HARTLEY Bridgitte | 53.36 (9) 2.62 | 1:47.341 (8) 3.929 53.981 (3) | ?? |
| 9 | 8 | GBR | 102 100 | WALKER Jessica HEMMINGS Anna | 53.01 (8) 2.27 | 1:47.435 (9) 4.023 54.425 (6) | X |

Progression System **1/3 to Final, 4/7 to S.F.+8th B.T., Rest Out**

| | | | | | |
|------------------------|-----|----------------|-------------------------------|-----|-----------------|
| Chief Official: | HUN | VASKUTI Istvan | Course Umpire: | NOR | BACHE-WIIG Jan |
| Chief Judge: | CAN | GARNER Frank | Course Umpire: | POL | PISZCZ Rafal |
| Starter: | HUN | DENES Gyorgy | Chief Finish Official: | CZE | CHARVATOVA Hana |

| | | | | | | |
|---------------------------|--------------------|--------|-------------|---------------|-----------------|--|
| Weather Conditions | Air Temperature: | 29.9°C | Wind Speed: | 1.0 / 0.0 m/s | Wind Direction: | |
| | Water Temperature: | 29.1°C | Conditions: | Sunny | | |
| | Humidity: | 56.0% | | | | |

Note: Results are subject to change after consideration of the Course Umpire report, Boat and Doping Control results.

| | | | | | | | | |
|----------------|----|---------------------|-----|-------------------------|----|--|---|------------|
| Legend: | QF | Qualified for final | QS | Qualified for semifinal | ?? | Might qualify by time or it is not clear | X | Eliminated |
| | °C | Degree celsius | m/s | Metres per second | | | | |



RESULTS

比赛成绩 / RÉSULTATS

Race 30

World Best Time: **POL** Pastuszka/ Skowron Szeged (HUN) 2002 **1:37.987**

| Rank | Lane | NOC | BIB | Name | 250m | 500m | |
|------|------|-----|-----|----------------------|-----------|--------------|----|
| 1 | 5 | HUN | 127 | KOVACS Katalin | 49.59 (1) | 1:42.162 (1) | QF |
| | | | 125 | JANIC Natasa | | 52.572 (1) | |
| 2 | 6 | FRA | 92 | DELATTRE Marie | 50.16 (2) | 1:43.832 (2) | QF |
| | | | 96 | VIARD Anne-Laure | 0.57 | 1.670 | |
| | | | | | | 53.672 (3) | |
| 3 | 2 | AUS | 13 | DAVIS Hannah | 51.72 (5) | 1:45.124 (3) | QF |
| | | | 5 | FOGARTY Lyndsie | 2.13 | 2.962 | |
| | | | | | | 53.404 (2) | |
| 4 | 8 | CAN | 37 | GAUTHIER Kristin Ann | 51.95 (6) | 1:46.129 (4) | QS |
| | | | 30 | BARRE Mylanie | 2.36 | 3.967 | |
| | | | | | | 54.179 (4) | |
| 5 | 7 | AUT | 15 | SCHURING Yvonne | 51.46 (4) | 1:46.980 (5) | QS |
| | | | 16 | SCHWARZ Viktoria | 1.87 | 4.818 | |
| | | | | | | 55.520 (7) | |
| 6 | 4 | ITA | 145 | CICALI Stefania | 52.74 (8) | 1:47.018 (6) | QS |
| | | | 148 | SGROI Fabiana | 3.15 | 4.856 | |
| | | | | | | 54.278 (5) | |
| 7 | 1 | POR | 196 | RODRIGUES Helena | 51.37 (3) | 1:47.588 (7) | QS |
| | | | 194 | GOMES Beatriz | 1.78 | 5.426 | |
| | | | | | | 56.218 (8) | |
| 8 | 3 | CHN | 58 | XU Linbei | 52.48 (7) | 1:47.645 (8) | X |
| | | | 59 | WANG Feng | 2.89 | 5.483 | |
| | | | | | | 55.165 (6) | |

Progression System **1/3 to Final, 4/7 to S.F.+8th B.T., Rest Out**

| | | | | | |
|------------------------|-----|----------------|-------------------------------|-----|-----------------|
| Chief Official: | HUN | VASKUTI Istvan | Course Umpire: | RSA | WITHERDEN Alan |
| Chief Judge: | CAN | GARNER Frank | Course Umpire: | GBR | MOULE Peter |
| Starter: | HUN | DENES Gyorgy | Chief Finish Official: | CZE | CHARVATOVA Hana |

| | | | | | | |
|---------------------------|--------------------|--------|-------------|---------------|-----------------|--|
| Weather Conditions | Air Temperature: | 29.9°C | Wind Speed: | 1.0 / 0.0 m/s | Wind Direction: | |
| | Water Temperature: | 29.1°C | Conditions: | Sunny | | |
| | Humidity: | 56.0% | | | | |

Note: Results are subject to change after consideration of the Course Umpire report, Boat and Doping Control results.

Legend:

| | | | | | | | |
|----|---------------------|-----|-------------------------|----|--|---|------------|
| QF | Qualified for final | QS | Qualified for semifinal | ?? | Might qualify by time or it is not clear | X | Eliminated |
| °C | Degree celsius | m/s | Metres per second | | | | |

**SY ROWING-CANOEING PARK CANOE / KAYAK FLATWATER RACING**顺义奥林匹克水上公园
PO DE SHUNYI

皮划艇静水 / CANOE/KAYAK EN EAUX CALMES

KAYAK DOUBLE (K2) 500M WOMEN

女子双人皮艇500米 / KAYAK BIPLACE (K2) 500 M - FEMMES

THU 星期四 JEU
21 AUG 2008**SEMIFINAL 1**

半决赛 第1组 / DEMI-FINALE 1

RESULTS

比赛成绩 / RÉSULTATS

Race 48World Best Time: **POL** Pastuszka/ Skowron Szeged (HUN) 2002 **1:37.987**

| Rank | Lane | NOC | BIB | Name | 250m | 500m | |
|------|------|-----|-----|----------------------|-----------|--------------|----|
| 1 | 2 | JPN | 150 | KITAMOTO Shinobu | 50.11 (1) | 1:43.541 (1) | QF |
| | | | 151 | TAKEYA Mikiko | | 53.431 (2) | |
| 2 | 5 | FIN | 88 | RIKALA Anne | 51.14 (4) | 1:44.624 (2) | QF |
| | | | 86 | MIKKONEN Jenni | 1.03 | 1.083 | |
| | | | | | | 53.484 (3) | |
| 3 | 3 | AUT | 15 | SCHURING Yvonne | 50.64 (3) | 1:44.834 (3) | QF |
| | | | 16 | SCHWARZ Viktoria | 0.53 | 1.293 | |
| | | | | | | 54.194 (5) | |
| 4 | 6 | ESP | 79 | MANCHON Beatriz | 51.25 (5) | 1:45.313 (4) | X |
| | | | 83 | MOLANES Sonia | 1.14 | 1.772 | |
| | | | | | | 54.063 (4) | |
| 5 | 1 | POR | 196 | RODRIGUES Helena | 51.64 (6) | 1:46.021 (5) | X |
| | | | 194 | GOMES Beatriz | 1.53 | 2.480 | |
| | | | | | | 54.381 (6) | |
| 6 | 7 | ITA | 145 | CICALI Stefania | 53.10 (9) | 1:46.163 (6) | X |
| | | | 148 | SGROI Fabiana | 2.99 | 2.622 | |
| | | | | | | 53.063 (1) | |
| 7 | 8 | SVK | 226 | KMETOVA Ivana | 50.39 (2) | 1:46.380 (7) | X |
| | | | 227 | KOHLOVA Martina | 0.28 | 2.839 | |
| | | | | | | 55.990 (9) | |
| 8 | 9 | RSA | 203 | ERAY Michele | 52.03 (8) | 1:47.018 (8) | X |
| | | | 206 | HARTLEY Bridgitte | 1.92 | 3.477 | |
| | | | | | | 54.988 (7) | |
| 9 | 4 | CAN | 37 | GAUTHIER Kristin Ann | 51.70 (7) | 1:47.510 (9) | X |
| | | | 30 | BARRE Mylanie | 1.59 | 3.969 | |
| | | | | | | 55.810 (8) | |

Progression System **1/3 to Final**

| | | | | | |
|------------------------|-----|----------------|-------------------------------|-----|-----------------|
| Chief Official: | HUN | VASKUTI Istvan | Course Umpire: | RSA | WITHERDEN Alan |
| Chief Judge: | CAN | GARNER Frank | Course Umpire: | GBR | MOULE Peter |
| Starter: | HUN | DENES Gyorgy | Chief Finish Official: | CZE | CHARVATOVA Hana |

| | | | | | | |
|---------------------------|--------------------|--------|-------------|---------------|-----------------|--|
| Weather Conditions | Air Temperature: | 20.3°C | Wind Speed: | 1.4 / 1.0 m/s | Wind Direction: | |
| | Water Temperature: | 27.4°C | Conditions: | Rain | | |
| | Humidity: | 90.0% | | | | |

Note: Results are subject to change after consideration of the Course Umpire report, Boat and Doping Control results.

| | | | | | | | | |
|----------------|----|---------------------|-----|-------------------------|----|--|---|------------|
| Legend: | QF | Qualified for final | QS | Qualified for semifinal | ?? | Might qualify by time or it is not clear | X | Eliminated |
| | °C | Degree celsius | m/s | Metres per second | | | | |

**SY ROWING-CANOEING PARK CANOE / KAYAK FLATWATER RACING**顺义奥林匹克水上公园
PO DE SHUNYI

皮划艇静水 / CANOE/KAYAK EN EAUX CALMES

KAYAK DOUBLE (K2) 500M WOMEN

女子双人皮艇500米 / KAYAK BIPLACE (K2) 500 M - FEMMES

SAT 星期六 SAM
23 AUG 2008**FINAL**
决赛 / FINALE**RESULTS**

比赛成绩 / RÉSULTATS

Race 60World Best Time: **POL** Pastuszka/ Skowron Szeged (HUN) 2002 **1:37.987**

| Rank | Lane | NOC | BIB | Name | 250m | 500m | |
|------|------|-----|-----|-------------------|-----------|--------------|--|
| 1 | 4 | HUN | 127 | KOVACS Katalin | 49.16 (1) | 1:41.308 (1) | |
| | | | 125 | JANIC Natasa | | 52.148 (1) | |
| 2 | 3 | POL | 187 | MIKOLAJCZYK Beata | 49.38 (2) | 1:42.092 (2) | |
| | | | 183 | KONIECZNA Aneta | 0.22 | 0.784 | |
| | | | | | | 52.712 (3) | |
| 3 | 6 | FRA | 92 | DELATTRE Marie | 49.47 (3) | 1:42.128 (3) | |
| | | | 96 | VIARD Anne-Laure | 0.31 | 0.820 | |
| | | | | | | 52.658 (2) | |
| 4 | 5 | GER | 110 | FISCHER Fanny | 49.74 (5) | 1:42.899 (4) | |
| | | | 113 | REINHARDT Nicole | 0.58 | 1.591 | |
| | | | | | | 53.159 (4) | |
| 5 | 8 | JPN | 150 | KITAMOTO Shinobu | 49.55 (4) | 1:43.291 (5) | |
| | | | 151 | TAKEYA Mikiko | 0.39 | 1.983 | |
| | | | | | | 53.741 (6) | |
| 6 | 2 | AUS | 13 | DAVIS Hannah | 50.45 (7) | 1:43.969 (6) | |
| | | | 5 | FOGARTY Lyndsie | 1.29 | 2.661 | |
| | | | | | | 53.519 (5) | |
| 7 | 1 | FIN | 88 | RIKALA Anne | 50.10 (6) | 1:44.176 (7) | |
| | | | 86 | MIKKONEN Jenni | 0.94 | 2.868 | |
| | | | | | | 54.076 (9) | |
| 8 | 7 | CZE | 73 | MRUZKOVA Michala | 51.00 (8) | 1:44.870 (8) | |
| | | | 72 | BLAHOVA Jana | 1.84 | 3.562 | |
| | | | | | | 53.870 (8) | |
| 9 | 9 | AUT | 15 | SCHURING Yvonne | 51.18 (9) | 1:44.965 (9) | |
| | | | 16 | SCHWARZ Viktoria | 2.02 | 3.657 | |
| | | | | | | 53.785 (7) | |

| | | | | | |
|------------------------|-----|----------------|-------------------------------|-----|-----------------|
| Chief Official: | HUN | VASKUTI Istvan | Course Umpire: | NOR | BACHE-WIIG Jan |
| Chief Judge: | CAN | GARNER Frank | Course Umpire: | POL | PISZCZ Rafal |
| Starter: | HUN | DENES Gyorgy | Chief Finish Official: | CZE | CHARVATOVA Hana |

| | | | | | | |
|---------------------------|--------------------|--------|-------------|---------------|-----------------|--|
| Weather Conditions | Air Temperature: | 30.8°C | Wind Speed: | 1.0 / 0.7 m/s | Wind Direction: | |
| | Water Temperature: | 28.9°C | Conditions: | Sunny | | |
| | Humidity: | 58.0% | | | | |

Note: Results are subject to change after consideration of the Course Umpire report, Boat and Doping Control results.

| Legend: | | | | | | | |
|----------------|---------------------|-----|-------------------------|----|--|---|------------|
| QF | Qualified for final | QS | Qualified for semifinal | ?? | Might qualify by time or it is not clear | X | Eliminated |
| °C | Degree celsius | m/s | Metres per second | | | | |


RESULTS SUMMARY BY EVENT

按项目的比赛成绩总览表 / TABLEAU DES RÉSULTATS PAR ÉPREUVE

| Race | Date | Round | Rank | | | | | | | | | Progression System |
|------------------|-------------|-------|------------|------------|------------|------------|------------|------------|------------|------------|------------|--|
| | | | 1 | 2 | 3 | 4 | 5 | 6 | 7 | 8 | 9 | |
| Heats | | | | | | | | | | | | |
| 29 | 19 AUG 2008 | 1 | GER | POL | CZE | FIN | ESP | JPN | SVK | RSA | GBR | 1/3 to Final, 4/7 to S.F.+8th B.T., Rest Out |
| | | | 1:43.412 | 1:44.631 | 1:45.104 | 1:45.735 | 1:46.646 | 1:46.980 | 1:47.284 | 1:47.341 | 1:47.435 | |
| 30 | 19 AUG 2008 | 2 | HUN | FRA | AUS | CAN | AUT | ITA | POR | CHN | | |
| | | | 1:42.162 | 1:43.832 | 1:45.124 | 1:46.129 | 1:46.980 | 1:47.018 | 1:47.588 | 1:47.645 | | |
| Semifinal | | | | | | | | | | | | |
| 48 | 21 AUG 2008 | 1 | JPN | FIN | AUT | ESP | POR | ITA | SVK | RSA | CAN | 1/3 to Final |
| | | | 1:43.541 | 1:44.624 | 1:44.834 | 1:45.313 | 1:46.021 | 1:46.163 | 1:46.380 | 1:47.018 | 1:47.510 | |
| Final | | | | | | | | | | | | |
| 60 | 23 AUG 2008 | | HUN | POL | FRA | GER | JPN | AUS | FIN | CZE | AUT | |
| | | | 1:41.308 | 1:42.092 | 1:42.128 | 1:42.899 | 1:43.291 | 1:43.969 | 1:44.176 | 1:44.870 | 1:44.965 | |

**SY ROWING-CANOEING PARK CANOE / KAYAK FLATWATER RACING**顺义奥林匹克水上公园
PO DE SHUNYI

皮划艇静水 / CANOE/KAYAK EN EAUX CALMES

KAYAK FOUR (K4) 500M WOMEN

女子四人皮艇500米 / KAYAK À QUATRE (K4) 500 M - FEMMES

MON 星期一 LUN

18 AUG 2008

HEAT 1

预赛 第1组 / ÉLIMINATOIRE 1

**RESULTS**

比赛成绩 / RÉSULTATS

Race 7World Best Time: **HUN** KOVACS/ Szabo/ Viski/ Bota

Szeged (HUN) 2002

1:30.765

| Rank | Lane | NOC | BIB | Name | 250m | 500m | |
|------|------|-----|-----|------------------------|-----------|--------------|----|
| 1 | 5 | GER | 110 | FISCHER Fanny | 45.75 (1) | 1:33.912 (1) | QF |
| | | | 113 | REINHARDT Nicole | | | |
| | | | 103 | WAGNER-AUGUSTIN Katrin | | 48.162 (1) | |
| | | | 249 | WASSMUTH Conny | | | |
| 2 | 6 | CHN | 50 | XU Yaping | 46.00 (2) | 1:36.971 (2) | QF |
| | | | 57 | ZHONG Hongyan | 0.25 | 3.059 | |
| | | | 48 | YU Lamei | | 50.971 (5) | |
| | | | 49 | LIANG Peixing | | | |
| 3 | 7 | RSA | 203 | ERAY Michele | 47.73 (4) | 1:37.399 (3) | QF |
| | | | 204 | JOYCE Carol | 1.98 | 3.487 | |
| | | | 202 | MOCKE Nicola | | 49.669 (2) | |
| | | | 208 | HODSON Jennifer | | | |
| 4 | 4 | ITA | 145 | CICALI Stefania | 47.52 (3) | 1:37.436 (4) | QS |
| | | | 143 | GALIOTTO Alessandra | 1.77 | 3.524 | |
| | | | 148 | SGROI Fabiana | | 49.916 (3) | |
| | | | 142 | FAGIOLI Alice | | | |
| 5 | 3 | JPN | 150 | KITAMOTO Shinobu | 48.57 (5) | 1:38.618 (5) | QS |
| | | | 153 | KUNO Ayaka | 2.82 | 4.706 | |
| | | | 151 | TAKEYA Mikiko | | 50.048 (4) | |
| | | | 152 | SUZUKI Yumiko | | | |

Progression System **1/3 to Final, 4/7 to S.F.+8th B.T., Rest Out**

| | | | | | |
|------------------------|-----|----------------|-------------------------------|-----|-----------------|
| Chief Official: | HUN | VASKUTI Istvan | Course Umpire: | RSA | WITHERDEN Alan |
| Chief Judge: | CAN | GARNER Frank | Course Umpire: | GBR | MOULE Peter |
| Starter: | HUN | DENES Gyorgy | Chief Finish Official: | CZE | CHARVATOVA Hana |

| | | | | | | |
|---------------------------|--------------------|--------|-------------|---------------|-----------------|--|
| Weather Conditions | Air Temperature: | 28.3°C | Wind Speed: | 1.2 / 1.3 m/s | Wind Direction: | |
| | Water Temperature: | 28.3°C | Conditions: | Cloudy | | |
| | Humidity: | 49.0% | | | | |

Note: Results are subject to change after consideration of the Course Umpire report, Boat and Doping Control results.

| Legend: | | | | | | | |
|----------------|---------------------|-----|-------------------------|----|--|---|------------|
| QF | Qualified for final | QS | Qualified for semifinal | ?? | Might qualify by time or it is not clear | X | Eliminated |
| °C | Degree celsius | m/s | Metres per second | | | | |

**SY ROWING-CANOEING PARK CANOE / KAYAK FLATWATER RACING**顺义奥林匹克水上公园
PO DE SHUNYI

皮划艇静水 / CANOE/KAYAK EN EAUX CALMES

KAYAK FOUR (K4) 500M WOMEN

女子四人皮艇500米 / KAYAK À QUATRE (K4) 500 M - FEMMES

MON 星期一 LUN

18 AUG 2008

HEAT 2

预赛 第2组 / ÉLIMINATOIRE 2

**RESULTS**

比赛成绩 / RÉSULTATS

Race 8World Best Time: **HUN** KOVACS/ Szabo/ Viski/ Bota

Szeged (HUN) 2002

1:30.765

| Rank | Lane | NOC | BIB | Name | 250m | 500m | |
|------|------|-----|-----|------------------------------|-----------|--------------|----|
| 1 | 5 | HUN | 127 | KOVACS Katalin | 46.25 (1) | 1:34.321 (1) | QF |
| | | | 134 | SZABO Gabriella Timea | | | |
| | | | 128 | KOZAK Danuta | | 48.071 (1) | |
| | | | 125 | JANIC Natasa | | | |
| 2 | 6 | POL | 187 | MIKOLAJCZYK Beata | 47.04 (2) | 1:36.497 (2) | QF |
| | | | 183 | KONIECZNA Aneta | 0.79 | 2.176 | |
| | | | 180 | DZIENISZEWSKA Edyta | | 49.457 (3) | |
| | | | 184 | KUCZKOWSKA Dorota | | | |
| 3 | 4 | AUS | 8 | OLDENHOF Lisa | 47.27 (3) | 1:36.516 (3) | QF |
| | | | 13 | DAVIS Hannah | 1.02 | 2.195 | |
| | | | 7 | MEEK Chantal | | 49.246 (2) | |
| | | | 5 | FOGARTY Lyndsie | | | |
| 4 | 7 | ESP | 79 | MANCHON Beatriz | 47.42 (4) | 1:37.914 (4) | QS |
| | | | 78 | SMIDAKOVA Jana | 1.17 | 3.593 | |
| | | | 83 | MOLANES Sonia | | 50.494 (4) | |
| | | | 82 | PORTELA Maria Teresa | | | |
| 5 | 3 | CAN | 35 | FOURNEL Emilie | 48.16 (5) | 1:39.366 (5) | QS |
| | | | 36 | FURNEAUX Karen | 1.91 | 5.045 | |
| | | | 32 | BEAUCHESNE-SEVIGNY Genevieve | | 51.206 (5) | |
| | | | 37 | GAUTHIER Kristin Ann | | | |

Progression System **1/3 to Final, 4/7 to S.F.+8th B.T., Rest Out**

| | | | | | |
|------------------------|-----|----------------|-------------------------------|-----|-----------------|
| Chief Official: | HUN | VASKUTI Istvan | Course Umpire: | ITA | TARABUSI Sante |
| Chief Judge: | CAN | GARNER Frank | Course Umpire: | ESP | BLAZQUEZ Pedro |
| Starter: | HUN | DENES Gyorgy | Chief Finish Official: | CZE | CHARVATOVA Hana |

| | | | | | | |
|---------------------------|--------------------|--------|-------------|---------------|-----------------|--|
| Weather Conditions | Air Temperature: | 28.3°C | Wind Speed: | 1.2 / 1.3 m/s | Wind Direction: | |
| | Water Temperature: | 28.3°C | Conditions: | Cloudy | | |
| | Humidity: | 49.0% | | | | |

Note: Results are subject to change after consideration of the Course Umpire report, Boat and Doping Control results.

| Legend: | | | | | | | |
|----------------|---------------------|-----|-------------------------|----|--|---|------------|
| QF | Qualified for final | QS | Qualified for semifinal | ?? | Might qualify by time or it is not clear | X | Eliminated |
| °C | Degree celsius | m/s | Metres per second | | | | |

**SY ROWING-CANOEING PARK CANOE / KAYAK FLATWATER RACING**顺义奥林匹克水上公园
PO DE SHUNYI

皮划艇静水 / CANOE/KAYAK EN EAUX CALMES

KAYAK FOUR (K4) 500M WOMEN

女子四人皮艇500米 / KAYAK À QUATRE (K4) 500 M - FEMMES

WED 星期三 MER
20 AUG 2008**SEMIFINAL 1**

半决赛 第1组 / DEMI-FINALE 1

RESULTS

比赛成绩 / RÉSULTATS

Race 35World Best Time: **HUN** KOVACS/ Szabo/ Viski/ Bota Szeged (HUN) 2002 **1:30.765**

| Rank | Lane | NOC | BIB | Name | 250m | 500m | | | |
|------|------|-----|-----|------------------------------|-----------|--------------|----|------------|-------|
| 1 | 4 | ESP | 79 | MANCHON Beatriz | 46.94 (1) | 1:37.172 (1) | QF | | |
| | | | 78 | SMIDAKOVA Jana | | | | | |
| | | | 83 | MOLANES Sonia | | | | 50.232 (4) | |
| | | | 82 | PORTELA Maria Teresa | | | | | |
| 2 | 6 | JPN | 150 | KITAMOTO Shinobu | 47.94 (2) | 1:37.449 (2) | QF | | |
| | | | 153 | KUNO Ayaka | | | | 1.00 | 0.277 |
| | | | 151 | TAKEYA Mikiko | | | | 49.509 (2) | |
| | | | 152 | SUZUKI Yumiko | | | | | |
| 3 | 5 | ITA | 145 | CICALI Stefania | 48.80 (4) | 1:37.887 (3) | QF | | |
| | | | 143 | GALIOTTO Alessandra | | | | 1.86 | 0.715 |
| | | | 148 | SGROI Fabiana | | | | 49.087 (1) | |
| | | | 142 | FAGIOLI Alice | | | | | |
| 4 | 3 | CAN | 35 | FOURNEL Emilie | 48.11 (3) | 1:38.224 (4) | X | | |
| | | | 36 | FURNEAUX Karen | | | | 1.17 | 1.052 |
| | | | 32 | BEAUCHESNE-SEVIGNY Genevieve | | | | 50.114 (3) | |
| | | | 37 | GAUTHIER Kristin Ann | | | | | |

Progression System **1/3 to Final**

| | | | | | |
|------------------------|-----|----------------|-------------------------------|-----|-----------------|
| Chief Official: | HUN | VASKUTI Istvan | Course Umpire: | ITA | TARABUSI Sante |
| Chief Judge: | CAN | GARNER Frank | Course Umpire: | ESP | BLAZQUEZ Pedro |
| Starter: | HUN | DENES Gyorgy | Chief Finish Official: | CZE | CHARVATOVA Hana |

| | | | | | | |
|---------------------------|--------------------|--------|-------------|---------------|-----------------|--|
| Weather Conditions | Air Temperature: | 28.7°C | Wind Speed: | 1.9 / 1.5 m/s | Wind Direction: | |
| | Water Temperature: | 28.7°C | Conditions: | Cloudy | | |
| | Humidity: | 61.0% | | | | |

Note: Results are subject to change after consideration of the Course Umpire report, Boat and Doping Control results.

| | | | | | | | | |
|----------------|----|---------------------|-----|-------------------------|----|--|---|------------|
| Legend: | QF | Qualified for final | QS | Qualified for semifinal | ?? | Might qualify by time or it is not clear | X | Eliminated |
| | °C | Degree celsius | m/s | Metres per second | | | | |

**SY ROWING-CANOEING PARK CANOE / KAYAK FLATWATER RACING**顺义奥林匹克水上公园
PO DE SHUNYI

皮划艇静水 / CANOE/KAYAK EN EAUX CALMES

KAYAK FOUR (K4) 500M WOMEN

女子四人皮艇500米 / KAYAK À QUATRE (K4) 500 M - FEMMES

FRI 星期五 VEN
22 AUG 2008**FINAL**
决赛 / FINALE**RESULTS**

比赛成绩 / RÉSULTATS

Race 51World Best Time: **HUN** KOVACS/ Szabo/ Viski/ Bota Szeged (HUN) 2002 **1:30.765**

| Rank | Lane | NOC | BIB | Name | 250m | 500m | |
|------|------|-----|-----|------------------------|-----------|--------------|--|
| 1 | 5 | GER | 110 | FISCHER Fanny | 44.84 (1) | 1:32.231 (1) | |
| | | | 113 | REINHARDT Nicole | | | |
| | | | 103 | WAGNER-AUGUSTIN Katrin | | 47.391 (2) | |
| | | | 249 | WASSMUTH Conny | | | |
| 2 | 4 | HUN | 127 | KOVACS Katalin | 45.83 (2) | 1:32.971 (2) | |
| | | | 134 | SZABO Gabriella Timea | 0.99 | 0.740 | |
| | | | 128 | KOZAK Danuta | | 47.141 (1) | |
| | | | 125 | JANIC Natasa | | | |
| 3 | 2 | AUS | 8 | OLDENHOF Lisa | 46.76 (5) | 1:34.704 (3) | |
| | | | 13 | DAVIS Hannah | 1.92 | 2.473 | |
| | | | 7 | MEEK Chantal | | 47.944 (4) | |
| | | | 5 | FOGARTY Lyndsie | | | |
| 4 | 6 | POL | 187 | MIKOLAJCZYK Beata | 46.04 (3) | 1:34.752 (4) | |
| | | | 183 | KONIECZNA Aneta | 1.20 | 2.521 | |
| | | | 180 | DZIENISZEWSKA Edyta | | 48.712 (7) | |
| | | | 184 | KUCZKOWSKA Dorota | | | |
| 5 | 8 | ESP | 79 | MANCHON Beatriz | 46.63 (4) | 1:35.366 (5) | |
| | | | 78 | SMIDAKOVA Jana | 1.79 | 3.135 | |
| | | | 83 | MOLANES Sonia | | 48.736 (8) | |
| | | | 82 | PORTELA Maria Teresa | | | |
| 6 | 1 | JPN | 150 | KITAMOTO Shinobu | 48.34 (7) | 1:36.465 (6) | |
| | | | 153 | KUNO Ayaka | 3.50 | 4.234 | |
| | | | 151 | TAKEYA Mikiko | | 48.125 (5) | |
| | | | 152 | SUZUKI Yumiko | | | |
| 7 | 7 | RSA | 203 | ERAY Michele | 48.04 (6) | 1:36.724 (7) | |
| | | | 204 | JOYCE Carol | 3.20 | 4.493 | |
| | | | 202 | MOCKE Nicola | | 48.684 (6) | |
| | | | 208 | HODSON Jennifer | | | |
| 8 | 9 | ITA | 145 | CICALI Stefania | 48.83 (9) | 1:36.770 (8) | |
| | | | 143 | GALIOTTO Alessandra | 3.99 | 4.539 | |
| | | | 148 | SGROI Fabiana | | 47.940 (3) | |
| | | | 142 | FAGIOLI Alice | | | |
| 9 | 3 | CHN | 50 | XU Yaping | 48.59 (8) | 1:37.418 (9) | |
| | | | 57 | ZHONG Hongyan | 3.75 | 5.187 | |
| | | | 48 | YU Lamei | | 48.828 (9) | |
| | | | 49 | LIANG Peixing | | | |

| | | | | | |
|------------------------|-----|----------------|-------------------------------|-----|-----------------|
| Chief Official: | HUN | VASKUTI Istvan | Course Umpire: | NOR | BACHE-WIIG Jan |
| Chief Judge: | CAN | GARNER Frank | Course Umpire: | POL | PISZCZ Rafal |
| Starter: | HUN | DENES Gyorgy | Chief Finish Official: | CZE | CHARVATOVA Hana |

| | | | | | | |
|---------------------------|--------------------|--------|-------------|---------------|-----------------|--|
| Weather Conditions | Air Temperature: | 31.0°C | Wind Speed: | 1.7 / 0.5 m/s | Wind Direction: | |
| | Water Temperature: | 28.6°C | Conditions: | Sunny | | |
| | Humidity: | 50.0% | | | | |

Note: Results are subject to change after consideration of the Course Umpire report, Boat and Doping Control results.

| | | | | | | | |
|----------------|---------------------|-----|-------------------------|----|--|---|------------|
| Legend: | | | | | | | |
| QF | Qualified for final | QS | Qualified for semifinal | ?? | Might qualify by time or it is not clear | X | Eliminated |
| °C | Degree celsius | m/s | Metres per second | | | | |


RESULTS SUMMARY BY EVENT

按项目的比赛成绩总览表 / TABLEAU DES RÉSULTATS PAR ÉPREUVE

| Race | Date | Round | Rank | | | | | | | | | Progression System | |
|------------------|-------------|-------|------------|------------|------------|------------|------------|------------|------------|------------|------------|--------------------|--|
| | | | 1 | 2 | 3 | 4 | 5 | 6 | 7 | 8 | 9 | | |
| Heats | | | | | | | | | | | | | |
| 7 | 18 AUG 2008 | 1 | GER | CHN | RSA | ITA | JPN | | | | | | 1/3 to Final, 4/7 to S.F.+8th B.T., Rest Out |
| | | | 1:33.912 | 1:36.971 | 1:37.399 | 1:37.436 | 1:38.618 | | | | | | |
| 8 | 18 AUG 2008 | 2 | HUN | POL | AUS | ESP | CAN | | | | | | |
| | | | 1:34.321 | 1:36.497 | 1:36.516 | 1:37.914 | 1:39.366 | | | | | | |
| Semifinal | | | | | | | | | | | | | |
| 35 | 20 AUG 2008 | 1 | ESP | JPN | ITA | CAN | | | | | | | 1/3 to Final |
| | | | 1:37.172 | 1:37.449 | 1:37.887 | 1:38.224 | | | | | | | |
| Final | | | | | | | | | | | | | |
| 51 | 22 AUG 2008 | | GER | HUN | AUS | POL | ESP | JPN | RSA | ITA | CHN | | |
| | | | 1:32.231 | 1:32.971 | 1:34.704 | 1:34.752 | 1:35.366 | 1:36.465 | 1:36.724 | 1:36.770 | 1:37.418 | | |



COMPETITION SUMMARY As of 23 AUG 2008
 比赛成绩总表 / RÉSUMÉ DE LA COMPÉTITION

| Rank | Finalists | | | | | | | | | | | |
|-------------|-----------------|-----------------|-----------------|-----------------|-----------------|-----------------|-----------------|-----------------|-----------------|-----------------|-----------------|-----------------|
| | Men | | | | | | | | | Women | | |
| | K1 1000m | K1 500m | K2 1000m | K2 500m | K4 1000m | C1 1000m | C1 500m | C2 1000m | C2 500m | K1 500m | K2 500m | K4 500m |
| 1 Gold | GBR 3:26.323 | AUS 1:37.252 | GER 3:11.809 | ESP 1:28.736 | BLR 2:55.714 | HUN 3:50.467 | RUS 1:47.140 | BLR 3:36.365 | CHN 1:41.025 | UKR 1:50.673 | HUN 1:41.308 | GER 1:32.231 |
| 2 Silver | NOR 3:27.342 | CAN 1:37.630 | DEN 3:13.580 | GER 1:28.827 | SVK 2:56.593 | ESP 3:52.751 | ESP 1:48.397 | GER 3:36.588 | RUS 1:41.282 | ITA 1:50.677 | POL 1:42.092 | HUN 1:32.971 |
| 3 Bronze | AUS 3:27.485 | GBR 1:37.671 | ITA 3:14.750 | BLR 1:30.005 | GER 2:56.676 | CAN 3:53.653 | UKR 1:48.766 | HUN 3:40.258 | GER 1:41.964 | GER 1:51.022 | FRA 1:42.128 | AUS 1:34.704 |
| 4 | NZL 3:29.193 | NOR 1:37.949 | POL 3:14.828 | HUN 1:30.285 | ITA 2:57.626 | UZB 3:54.237 | FRA 1:49.056 | ROU 3:40.342 | BLR 1:41.996 | HUN 1:51.139 | GER 1:42.899 | POL 1:34.752 |
| 5 | GER 3:29.391 | RUS 1:38.187 | HUN 3:15.049 | DEN 1:30.569 | HUN 2:59.009 | BLR 3:55.645 | BLR 1:49.092 | CHN 3:40.593 | CAN 1:42.450 | CHN 1:52.220 | JPN 1:43.291 | ESP 1:35.366 |
| 6 | SWE 3:30.198 | HUN 1:38.318 | NZL 3:15.329 | CAN 1:30.857 | POL 2:59.505 | ROU 3:57.876 | CHN 1:49.287 | CAN 3:41.165 | ROU 1:43.195 | SLO 1:52.363 | AUS 1:43.969 | JPN 1:36.465 |
| 7 | CRO 3:30.495 | SWE 1:38.447 | FRA 3:16.532 | FRA 1:31.312 | CHN 3:00.078 | FRA 3:57.889 | ROU 1:49.861 | POL 3:42.845 | BUL 1:43.971 | GBR 1:53.102 | FIN 1:44.176 | RSA 1:36.724 |
| 8 | CAN 3:31.793 | NZL 1:38.512 | LAT 3:19.387 | POL 1:31.869 | RUS 3:00.654 | GER 3:57.894 | POL 1:50.048 | RUS 3:44.669 | UKR 1:44.157 | RSA 1:53.353 | CZE 1:44.870 | ITA 1:36.770 |
| 9 | HUN 3:32.120 | CRO 1:38.729 | CHN 3:22.058 | ITA 1:31.934 | CAN 3:01.630 | CUB 3:59.087 | HUN 1:50.156 | CUB 3:48.877 | POL 1:44.389 | RUS 1:53.973 | AUT 1:44.965 | CHN 1:37.418 |

| Eliminated in Semifinals | | | | | | | | | | | |
|--------------------------|-----------------|-----------------|-----------------|-----------------|-----------------|-----------------|-----------------|-----------------|-----------------|-----------------|-----------------|
| Men | | | | | | | | | Women | | |
| K1 1000m | K1 500m | K2 1000m | K2 500m | K4 1000m | C1 1000m | C1 500m | C2 1000m | C2 500m | K1 500m | K2 500m | K4 500m |
| POR 3:34.508 | ITA 1:42.931 | BEL 3:24.148 | LAT 1:32.649 | AUS 3:02.743 | POL 4:00.226 | CAN 1:52.649 | BUL 3:45.019 | LTU 1:43.299 | USA 1:53.721 | ESP 1:45.313 | CAN 1:38.224 |
| RSA 3:36.969 | ISR 1:43.145 | CAN 3:26.635 | LTU 1:32.887 | | RUS 4:02.854 | GER 1:53.182 | UKR 3:46.050 | CUB 1:43.673 | SWE 1:53.797 | POR 1:46.021 | |
| RUS 3:37.017 | FRA 1:43.559 | FIN 3:27.018 | KAZ 1:33.512 | | SVK 4:03.696 | CUB 1:53.809 | FRA 3:48.406 | FRA 1:43.874 | FIN 1:54.025 | ITA 1:46.163 | |
| CUB 3:41.219 | POL 1:43.733 | VEN 3:27.423 | AUS 1:33.839 | | MEX 4:04.267 | UZB 1:55.610 | MEX 3:49.695 | KAZ 1:44.992 | NZL 1:54.300 | SVK 1:46.380 | |
| CHN 3:41.539 | RSA 1:44.154 | | FIN 1:34.994 | | GRE 4:04.627 | BRA 1:56.139 | | HUN 1:45.032 | POR 1:54.831 | RSA 1:47.018 | |
| SLO 3:41.730 | GER 1:44.717 | | VEN 1:37.285 | | UKR 4:06.095 | GRE 1:56.310 | | MEX 1:48.853 | AUS 1:54.876 | CAN 1:47.510 | |
| MEX 3:43.017 | DEN 1:45.418 | | | | AUS 4:09.792 | LAT 1:56.907 | | | ESP 1:54.981 | | |
| ISR 3:43.108 | POR 1:45.985 | | | | BRA 4:12.556 | SVK 1:58.401 | | | CAN 1:55.145 | | |
| USA 3:46.204 | ARG 1:46.422 | | | | KAZ 4:16.813 | AUS 1:59.119 | | | POL 1:55.619 | | |
| KAZ 3:47.212 | USA 1:47.163 | | | | LAT 4:16.820 | KAZ 2:06.908 | | | DEN 1:55.960 | | |
| ARG 3:51.715 | KAZ 1:47.573 | | | | RSA 4:26.650 | RSA 2:12.226 | | | JPN 2:01.105 | | |
| SAM 4:04.658 | MEX 1:48.333 | | | | ANG 4:40.697 | GUM 2:17.940 | | | VEN 2:02.764 | | |
| | CUB 1:49.077 | | | | | | | | | | |
| | CHN 1:55.242 | | | | | | | | | | |
| | MYA 1:55.300 | | | | | | | | | | |
| | SEN 2:04.633 | | | | | | | | | | |
| | STP 2:06.288 | | | | | | | | | | |
| | SAM DNS | | | | | | | | | | |



COMPETITION SUMMARY As of 23 AUG 2008
 比赛成绩总表 / RÉSUMÉ DE LA COMPÉTITION

| Eliminated in Heats | | | | | | | | | | | |
|---------------------|-----------------|-------------|-----------------|-------------|-----------------|-----------------|-------------|------------|-----------------|-----------------|------------|
| Men | | | | | | | | Women | | | |
| K1 1000m | K1 500m | K2 1000m | K2 500m | K4 1000m | C1 1000m | C1 500m | C2 1000m | C2 500m | K1 500m | K2 500m | K4 500m |
| MYA 3:53.578 | SEY 1:53.248 | SWE DSQ | CHN 1:34.432 | | GUM 4:49.284 | ANG 2:13.265 | | | BLR 1:57.881 | GBR 1:47.435 | |
| SEY 4:05.890 | CIV 2:00.716 | | | | | | | | KOR 1:58.140 | CHN 1:47.645 | |
| SEN 4:07.061 | | | | | | | | | ARG 2:00.291 | | |
| CIV 4:14.411 | | | | | | | | | SEN 2:17.740 | | |
| STP 4:28.057 | | | | | | | | | | | |

Legend:

| | | | | | | | |
|----|--------------|----|--------------|-----|---------------|-----|--------------|
| C1 | Canoe single | C2 | Canoe double | DNS | Did not start | DSQ | Disqualified |
| K1 | Kayak single | K2 | Kayak double | K4 | Kayak four | | |



MEDALLISTS BY EVENT As of 23 AUG 2008
 奖牌获得者 (按项目排列) / MÉDAILLÉS PAR ÉPREUVE

After 12 of 12 Events

| Event Name | Date | Medal | Name | NOC Code |
|------------------------------|-------------|--------|--|----------|
| Kayak Single (K1) 1000m Men | 22 AUG 2008 | Gold | BRABANTS Tim | GBR |
| | | Silver | LARSEN Eirik Veraas | NOR |
| | | Bronze | WALLACE Ken | AUS |
| Canoe Single (C1) 1000m Men | 22 AUG 2008 | Gold | VAJDA Attila Sandor | HUN |
| | | Silver | CAL David | ESP |
| | | Bronze | HALL Thomas | CAN |
| Kayak Four (K4) 500m Women | 22 AUG 2008 | Gold | FISCHER Fanny REINHARDT Nicole WAGNER-AUGUSTIN Katrin WASSMUTH Conny | GER |
| | | Silver | KOVACS Katalin SZABO Gabriella Timea KOZAK Danuta JANIC Natasa | HUN |
| | | Bronze | OLDENHOF Lisa DAVIS Hannah MEEK Chantal FOGARTY Lyndsie | AUS |
| Kayak Double (K2) 1000m Men | 22 AUG 2008 | Gold | HOLLSTEIN Martin IHLE Andreas | GER |
| | | Silver | KNUDSEN Kim Wraae POULSEN Rene Holten | DEN |
| | | Bronze | FACCHIN Andrea SCADUTO Antonio M. | ITA |
| Canoe Double (C2) 1000m Men | 22 AUG 2008 | Gold | BAHDANOVICH Andrei BAHDANOVICH Aliaksandr | BLR |
| | | Silver | GILLE Christian WYLENZEK Thomasz | GER |
| | | Bronze | KOZMANN Gyorgy KISS Tamas | HUN |
| Kayak Four (K4) 1000m Men | 22 AUG 2008 | Gold | PIATRUSHENKA Raman ABALMASAU Aliaksei LITVINCHUK Artur MAKHNEU Vadzim | BLR |
| | | Silver | RISZDORFER Richard RISZDORFER Michal VLCEK Erik TARR Juraj | SVK |
| | | Bronze | ALTEPOST Lutz BROCKL Norman ECKBRETT Torsten GOLDSCHMIDT Bjorn | GER |
| Kayak Single (K1) 500m Men | 23 AUG 2008 | Gold | WALLACE Ken | AUS |
| | | Silver | van KOEVERDEN Adam | CAN |
| | | Bronze | BRABANTS Tim | GBR |
| Canoe Single (C1) 500m Men | 23 AUG 2008 | Gold | OPALEV Maxim | RUS |
| | | Silver | CAL David | ESP |
| | | Bronze | CHEBAN Iurii | UKR |
| Kayak Single (K1) 500m Women | 23 AUG 2008 | Gold | OSYPENKO-RADOMSKA Inna | UKR |
| | | Silver | IDEM Josefa | ITA |
| | | Bronze | WAGNER-AUGUSTIN Katrin | GER |
| Kayak Double (K2) 500m Men | 23 AUG 2008 | Gold | CRAVIOTTO Saul PEREZ Carlos | ESP |
| | | Silver | RAUHE Ronald WIESKOTTER Tim | GER |
| | | Bronze | PIATRUSHENKA Raman MAKHNEU Vadzim | BLR |



MEDALLISTS BY EVENT As of 23 AUG 2008
 奖牌获得者 (按项目排列) / MÉDAILLÉS PAR ÉPREUVE

| Event Name | Date | Medal | Name | NOC Code |
|------------------------------|-------------|--------|--------------------------------------|----------|
| Canoe Double (C2) 500m Men | 23 AUG 2008 | Gold | MENG Guanliang YANG Wenjun | CHN |
| | | Silver | ULEGIN Sergey KOSTOGLD Alexander | RUS |
| | | Bronze | GILLE Christian WYLENZEK Thomasz | GER |
| Kayak Double (K2) 500m Women | 23 AUG 2008 | Gold | KOVACS Katalin JANIC Natasa | HUN |
| | | Silver | MIKOLAJCZYK Beata KONIECZNA Aneta | POL |
| | | Bronze | DELATTRE Marie VIARD Anne-Laure | FRA |

Legend:

| | | | | | | | |
|----|--------------|----|--------------|----|--------------|----|--------------|
| C1 | Canoe single | C2 | Canoe double | K1 | Kayak single | K2 | Kayak double |
| K4 | Kayak four | | | | | | |



MEDAL STANDINGS As of 23 AUG 2008
 奖牌榜 / TABLEAU DES MÉDAILLES

After 12 of 12 Events

| Rank | NOC | Men | | | | Women | | | | Total | | | | Rank by Total |
|---------------|---------------------------------|----------|----------|----------|-----------|----------|----------|----------|----------|-----------|-----------|-----------|-----------|---------------|
| | | G | S | B | Total | G | S | B | Total | G | S | B | Total | |
| 1 | GER - Germany | 1 | 2 | 2 | 5 | 1 | | 1 | 2 | 2 | 2 | 3 | 7 | 1 |
| 2 | HUN - Hungary | 1 | | 1 | 2 | 1 | 1 | | 2 | 2 | 1 | 1 | 4 | 2 |
| 3 | BLR - Belarus | 2 | | 1 | 3 | | | | | 2 | | 1 | 3 | =3 |
| 4 | ESP - Spain | 1 | 2 | | 3 | | | | | 1 | 2 | | 3 | =3 |
| 5 | RUS - Russian Federation | 1 | 1 | | 2 | | | | | 1 | 1 | | 2 | =6 |
| 6 | AUS - Australia | 1 | | 1 | 2 | | | 1 | 1 | 1 | | 2 | 3 | =3 |
| 7 | GBR - Great Britain | 1 | | 1 | 2 | | | | | 1 | | 1 | 2 | =6 |
| 7 | UKR - Ukraine | | | 1 | 1 | 1 | | | 1 | 1 | | 1 | 2 | =6 |
| 9 | CHN - Peoples Republic of China | 1 | | | 1 | | | | | 1 | | | 1 | =11 |
| 10 | CAN - Canada | | 1 | 1 | 2 | | | | | | 1 | 1 | 2 | =6 |
| 10 | ITA - Italy | | | 1 | 1 | | 1 | | 1 | | 1 | 1 | 2 | =6 |
| 12 | DEN - Denmark | | 1 | | 1 | | | | | | 1 | | 1 | =11 |
| 12 | NOR - Norway | | 1 | | 1 | | | | | | 1 | | 1 | =11 |
| 12 | POL - Poland | | | | | | 1 | | 1 | | 1 | | 1 | =11 |
| 12 | SVK - Slovakia | | 1 | | 1 | | | | | | 1 | | 1 | =11 |
| 16 | FRA - France | | | | | | | 1 | 1 | | | 1 | 1 | =11 |
| Total: | | 9 | 9 | 9 | 27 | 3 | 3 | 3 | 9 | 12 | 12 | 12 | 36 | |

Note: '=' - Equal sign indicates that two or more NOCs share the same rank by total

Legend:

| | | | | | |
|---|------|---|--------|---|--------|
| G | Gold | S | Silver | B | Bronze |
|---|------|---|--------|---|--------|



FINAL PLACING BY NOC As of 23 AUG 2008
 NOC最终排名 / CLASSEMENT FINAL PAR CNO

| NOC | Men | | | | | | | | Women | | | NOC Code | |
|---------------------------------|----------|---------|----------|---------|----------|----------|---------|----------|---------|---------|---------|----------|---------|
| | K1 1000m | K1 500m | K2 1000m | K2 500m | K4 1000m | C1 1000m | C1 500m | C2 1000m | C2 500m | K1 500m | K2 500m | | K4 500m |
| AUS - Australia | 3 | 1 | | | | | | | | | 6 | 3 | AUS |
| AUT - Austria | | | | | | | | | | | 9 | | AUT |
| BLR - Belarus | | | | 3 | 1 | 5 | 5 | 1 | 4 | | | | BLR |
| BUL - Bulgaria | | | | | | | | | 7 | | | | BUL |
| CAN - Canada | 8 | 2 | | 6 | 9 | 3 | | 6 | 5 | | | | CAN |
| CHN - Peoples Republic of China | | | 9 | | 7 | | | 5 | 1 | 5 | | 9 | CHN |
| CRO - Croatia | 7 | 9 | | | | | | | | | | | CRO |
| CUB - Cuba | | | | | | 9 | | 9 | | | | | CUB |
| CZE - Czech Republic | | | | | | | | | | | 8 | | CZE |
| DEN - Denmark | | | 2 | 5 | | | | | | | | | DEN |
| ESP - Spain | | | | 1 | | 2 | 2 | | | | | 5 | ESP |
| FIN - Finland | | | | | | | | | | | 7 | | FIN |
| FRA - France | | | 7 | 7 | | 7 | 4 | | | | 3 | | FRA |
| GBR - Great Britain | 1 | 3 | | | | | | | | 7 | | | GBR |
| GER - Germany | 5 | | 1 | 2 | 3 | 8 | | 2 | 3 | 3 | 4 | 1 | GER |
| HUN - Hungary | 9 | 6 | 5 | 4 | 5 | 1 | 9 | 3 | | 4 | 1 | 2 | HUN |
| ITA - Italy | | | 3 | 9 | 4 | | | | | 2 | | 8 | ITA |
| JPN - Japan | | | | | | | | | | | 5 | 6 | JPN |
| LAT - Latvia | | | 8 | | | | | | | | | | LAT |
| NOR - Norway | 2 | 4 | | | | | | | | | | | NOR |
| NZL - New Zealand | 4 | 8 | 6 | | | | | | | | | | NZL |
| POL - Poland | | | 4 | 8 | 6 | | 8 | 7 | 9 | | 2 | 4 | POL |
| ROU - Romania | | | | | | 6 | 7 | 4 | 6 | | | | ROU |
| RSA - Republic of South Africa | | | | | | | | | | 8 | | 7 | RSA |
| RUS - Russian Federation | | 5 | | | 8 | | 1 | 8 | 2 | 9 | | | RUS |
| SLO - Slovenia | | | | | | | | | | 6 | | | SLO |
| SVK - Slovakia | | | | | 2 | | | | | | | | SVK |
| SWE - Sweden | 6 | 7 | | | | | | | | | | | SWE |
| UKR - Ukraine | | | | | | | 3 | | 8 | 1 | | | UKR |
| UZB - Uzbekistan | | | | | | 4 | | | | | | | UZB |

Note: '=' - Equal sign indicates that two or more NOCs share the same rank

| Legend: | | | | | | | |
|---------|--------------|----|--------------|----|--------------|----|--------------|
| C1 | Canoe single | C2 | Canoe double | K1 | Kayak single | K2 | Kayak double |
| K4 | Kayak four | | | | | | |



POINTS BY NOC As of 23 AUG 2008
 NOC积分 / POINTS PAR CNO

| Rank | NOC | K Men | | K Women | | C Men | | Total Points |
|------|---------------------------------|--------|------|---------|------|--------|------|--------------|
| | | Points | Rank | Points | Rank | Points | Rank | |
| 1 | HUN - Hungary | 71 | =1 | 54 | 1 | 49 | =4 | 174 |
| 2 | GER - Germany | 71 | =1 | 53 | 2 | 48 | 6 | 172 |
| 3 | POL - Poland | 43 | 5 | 35 | 3 | 37 | 8 | 115 |
| 4 | CAN - Canada | 56 | 3 | 3 | 18 | 47 | 7 | 106 |
| 5 | BLR - Belarus | 37 | =8 | 1 | =20 | 66 | 1 | 104 |
| 6 | CHN - Peoples Republic of China | 27 | =14 | 27 | 7 | 49 | =4 | 103 |
| 7 | RUS - Russian Federation | 28 | =12 | 11 | =16 | 51 | 3 | 90 |
| 8 | ITA - Italy | 45 | 4 | 31 | 5 | | | 76 |
| 9 | FRA - France | 27 | =14 | 17 | =10 | 31 | =10 | 75 |
| 10 | AUS - Australia | 39 | 7 | 32 | 4 | 2 | =17 | 73 |
| 10 | ESP - Spain | 20 | 17 | 17 | =10 | 36 | 9 | 73 |
| 12 | ROU - Romania | | | | | 57 | 2 | 57 |
| 13 | GBR - Great Britain | 37 | =8 | 14 | =12 | | | 51 |
| 13 | UKR - Ukraine | | | 20 | 9 | 31 | =10 | 51 |
| 15 | NZL - New Zealand | 42 | 6 | 1 | =20 | | | 43 |
| 16 | DEN - Denmark | 34 | =10 | 1 | =20 | | | 35 |
| 17 | NOR - Norway | 34 | =10 | | | | | 34 |
| 18 | JPN - Japan | | | 30 | 6 | | | 30 |
| 18 | RSA - Republic of South Africa | 2 | =21 | 26 | 8 | 2 | =17 | 30 |
| 20 | SWE - Sweden | 28 | =12 | 1 | =20 | | | 29 |
| 21 | CUB - Cuba | 2 | =21 | | | 24 | 12 | 26 |
| 22 | CRO - Croatia | 24 | 16 | | | | | 24 |
| 23 | SVK - Slovakia | 18 | 18 | 1 | =20 | 2 | =17 | 21 |
| 24 | UZB - Uzbekistan | | | | | 17 | 13 | 17 |
| 25 | FIN - Finland | 2 | =21 | 14 | =12 | | | 16 |
| 26 | LAT - Latvia | 13 | 19 | | | 2 | =17 | 15 |
| 26 | SLO - Slovenia | 1 | =36 | 14 | =12 | | | 15 |
| 28 | BUL - Bulgaria | | | | | 14 | 14 | 14 |
| 29 | CZE - Czech Republic | | | 12 | 15 | | | 12 |
| 30 | AUT - Austria | | | 11 | =16 | | | 11 |
| 31 | KAZ - Kazhakstan | 3 | 20 | | | 3 | =15 | 6 |
| 32 | MEX - Mexico | 2 | =21 | | | 3 | =15 | 5 |
| 33 | POR - Portugal | 2 | =21 | 2 | 19 | | | 4 |
| 34 | ARG - Argentina | 2 | =21 | 1 | =20 | | | 3 |
| 34 | SEN - Senegal | 2 | =21 | 1 | =20 | | | 3 |
| 34 | USA - United States of America | 2 | =21 | 1 | =20 | | | 3 |
| 34 | VEN - Venezuela | 2 | =21 | 1 | =20 | | | 3 |
| 38 | ANG - Angola | | | | | 2 | =17 | 2 |
| 38 | BRA - Brazil | | | | | 2 | =17 | 2 |
| 38 | CIV - Cote d'Ivoire | 2 | =21 | | | | | 2 |
| 38 | GRE - Greece | | | | | 2 | =17 | 2 |
| 38 | GUM - Guam | | | | | 2 | =17 | 2 |
| 38 | ISR - Israel | 2 | =21 | | | | | 2 |
| 38 | LTU - Lithuania | 1 | =36 | | | 1 | 25 | 2 |
| 38 | MYA - Myanmar | 2 | =21 | | | | | 2 |
| 38 | SAM - Samoa | 2 | =21 | | | | | 2 |
| 38 | SEY - Seychelles | 2 | =21 | | | | | 2 |
| 38 | STP - Sao Tome and Principe | 2 | =21 | | | | | 2 |
| 49 | BEL - Belgium | 1 | =36 | | | | | 1 |
| 49 | KOR - Republic of Korea | | | 1 | =20 | | | 1 |

Note: '=' - Equal sign indicates that two or more NOCs share the same rank

Legend:

| | | | | | | |
|---|-------|---|-------|--|--|--|
| K | Kayak | C | Canoe | | | |
|---|-------|---|-------|--|--|--|



ICF MEDAL STANDING As of 23 AUG 2008
 国际皮划艇联合会奖牌榜 / TABLEAU DES MÉDAILLES ICF

After 16 of 16 Events

| Rank | NOC | Canoe/ Kayak Flatwater Racing | | | | | | | | | | | | Canoe/ Kayak Slalom Racing | | | | | | | | | | | | Grand Total | | | | Rank by Total |
|--------------|----------------------|-------------------------------|----------|----------|-----------|----------|----------|----------|----------|-----------|-----------|-----------|-----------|----------------------------|----------|----------|----------|----------|----------|----------|----------|----------|----------|----------|-----------|-------------|-----------|-----------|-----------|---------------|
| | | Men | | | | Women | | | | Total | | | | Men | | | | Women | | | | Total | | | | | | | | |
| | | G | S | B | T | G | S | B | T | G | S | B | T | G | S | B | T | G | S | B | T | G | S | B | T | G | S | B | T | |
| 1 | GER - Germany | 1 | 2 | 2 | 5 | 1 | | 1 | 2 | 2 | 2 | 3 | 7 | 1 | | | 1 | | | | 1 | | | 1 | 3 | 2 | 3 | 8 | 1 | |
| 2 | SVK - Slovakia | | 1 | | 1 | | | | | | | 1 | 1 | 2 | | | 2 | 1 | | | 1 | 3 | | | 3 | 1 | 1 | 4 | =3 | |
| 3 | HUN - Hungary | 1 | | 1 | 2 | 1 | 1 | | 2 | 2 | 1 | 1 | 4 | | | | | | | | | | | | 2 | 1 | 1 | 4 | =3 | |
| 4 | BLR - Belarus | 2 | | 1 | 3 | | | | | 2 | | 1 | 3 | | | | | | | | | | | | 2 | | 1 | 3 | =5 | |
| 5 | ESP - Spain | 1 | 2 | | 3 | | | | | 1 | 2 | 3 | | | | | | | | | | | | | 1 | 2 | 3 | =5 | | |
| 6 | AUS - Australia | 1 | | 1 | 2 | | | 1 | 1 | 1 | 1 | 2 | 3 | | | 1 | 1 | | 1 | 1 | 1 | 1 | 2 | 1 | 1 | 3 | 5 | 2 | | |
| 7 | GBR - Great Britain | 1 | | 1 | 2 | | | | | 1 | | 1 | 2 | | 1 | | 1 | | | | 1 | | 1 | 1 | 1 | 1 | 3 | =5 | | |
| 7 | RUS - Russia | 1 | 1 | | 2 | | | | | 1 | 1 | 2 | | | 1 | 1 | | | | | 1 | 1 | 1 | 1 | 1 | 1 | 3 | =5 | | |
| 9 | UKR - Ukraine | | | 1 | 1 | 1 | | | 1 | 1 | | 1 | 2 | | | | | | | | | | | 1 | | 1 | 2 | =9 | | |
| 10 | CHN - China | 1 | | | 1 | | | | | 1 | | 1 | | | | | | | | | | | | 1 | | | 1 | =13 | | |
| 11 | CAN - Canada | | 1 | 1 | 2 | | | | | | 1 | 1 | 2 | | | | | | | | | | | | | 1 | 1 | 2 | =9 | |
| 11 | FRA - France | | | | | | | 1 | 1 | | | 1 | 1 | | 1 | | 1 | | | | 1 | | 1 | | 1 | 1 | 2 | =9 | | |
| 11 | ITA - Italy | | | 1 | 1 | | | 1 | 1 | | 1 | 1 | 2 | | | | | | | | | | | | | 1 | 1 | 2 | =9 | |
| 14 | CZE - Czech Republic | | | | | | | | | | | | | | 1 | | 1 | | | | | | 1 | | 1 | | 1 | 1 | =13 | |
| 14 | DEN - Denmark | | 1 | | 1 | | | | | | 1 | 1 | | | | | | | | | | | | | | 1 | 1 | 1 | =13 | |
| 14 | NOR - Norway | | 1 | | 1 | | | | | | 1 | 1 | | | | | | | | | | | | | | 1 | 1 | 1 | =13 | |
| 14 | POL - Poland | | | | | | | 1 | 1 | | 1 | 1 | | | | | | | | | | | | | | 1 | 1 | 1 | =13 | |
| 18 | AUT - Austria | | | | | | | | | | | | | | | | | | 1 | 1 | | | 1 | 1 | | | 1 | 1 | =13 | |
| 18 | TOG - Togo | | | | | | | | | | | | | | | 1 | 1 | | | | | | 1 | 1 | | | 1 | 1 | =13 | |
| Total | | 9 | 9 | 9 | 27 | 3 | 3 | 3 | 9 | 12 | 12 | 12 | 36 | 3 | 3 | 3 | 9 | 1 | 1 | 1 | 3 | 4 | 4 | 4 | 12 | 16 | 16 | 16 | 48 | |

Note: '=' - Equal sign indicates that two or more NOCs share the same rank by total



OFFICIAL COMMUNICATION
官方通告 / COMMUNICATION OFFICIELLE

Disqualification of the Swedish Team in Race 9, K2 1000m Men

Item: 1

The Swedish Team did not run the race on the course as stipulated in the rules, the Swedish Team left the course and moved over to the other lane, therefore in conformity with ICF FW Rules Point 23.3 the Competition Committee excludes the Swedish Team from the race 9.

Issued by: Istvan Vaskuti
Time: 17:11
Date: 18 AUG 2008

This decision affects:

RESULTS
SCHEDULE
OTHER

| |
|---|
| X |
| |
| |



OFFICIAL COMMUNICATION
官方通告 / COMMUNICATION OFFICIELLE

Replacement of POL athlete K2 500m Men (Race 26)

Item: 2

Due to injury Tomasz Mendelski POL (bib number 186), will be replaced by: Marek Twardomski (bib number 190) in the event of K2 Men 500m

Issued by: Istvan Vaskuti, ICF Technical Delegate
Time: 13:25
Date: 19 AUG 2008

This decision affects:

RESULTS
SCHEDULE
OTHER

| |
|-------------------------------------|
| <input type="checkbox"/> |
| <input type="checkbox"/> |
| <input checked="" type="checkbox"/> |



OFFICIAL COMMUNICATION
 官方通告 / COMMUNICATION OFFICIELLE

Replacement of SAM athlete K1 500m Men (Race 40)

Item: 3

Due to injury to his shoulder Rudolf BERKING-WILLIAMS (SAM) - (bib number 219), will not start in the event of K1 500m Men.

Issued by: Istvan Vaskuti, ICF Technical Delegate
 Time: 15:30
 Date: 21 AUG 2008

This decision affects:

RESULTS
 SCHEDULE
 OTHER

| |
|-------------------------------------|
| <input type="checkbox"/> |
| <input type="checkbox"/> |
| <input checked="" type="checkbox"/> |



Beijing 2008



Canoe/Kayak Slalom

11-15 August

OFFICIAL RESULTS BOOK



Number of Entries by NOC



AS OF 15 AUG 2008

| NOC | NOC Name | Men | | | | Women | | Total | |
|------------|------------------|-----------|-----------|-----------|-------------|-----------|-------------|-----------|-------------|
| | | Boats | | | Competitors | Boats | Competitors | Boats | Competitors |
| | | K1 | C1 | C2 | | | | | |
| <u>AND</u> | Andorra | | | | | 1 | | 1 | 1 |
| <u>AUS</u> | Australia | 1 | 1 | 1 | 4 | 1 | 1 | 4 | 5 |
| <u>AUT</u> | Austria | 1 | | | 1 | 1 | 1 | 2 | 2 |
| <u>BRA</u> | Brazil | | | | | 1 | 1 | 1 | 1 |
| <u>CAN</u> | Canada | 1 | 1 | | 2 | 1 | 1 | 3 | 3 |
| <u>CHI</u> | Chile | 1 | | | 1 | | | 1 | 1 |
| <u>CHN</u> | China | 1 | 1 | 1 | 4 | 1 | 1 | 4 | 5 |
| <u>CRO</u> | Croatia | | 1 | | 1 | | | 1 | 1 |
| <u>CZE</u> | Czech Republic | 1 | 1 | 1 | 4 | 1 | 1 | 4 | 5 |
| <u>ESP</u> | Spain | 1 | 1 | | 2 | 1 | 1 | 3 | 3 |
| <u>FRA</u> | France | 1 | 1 | 1 | 4 | 1 | 1 | 4 | 5 |
| <u>GBR</u> | Great Britain | 1 | 1 | | 2 | 1 | 1 | 3 | 3 |
| <u>GER</u> | Germany | 1 | 1 | 1 | 4 | 1 | 1 | 4 | 5 |
| <u>GRE</u> | Greece | | 1 | | 1 | 1 | 1 | 2 | 2 |
| <u>IRL</u> | Ireland | 1 | | | 1 | | | 1 | 1 |
| <u>ITA</u> | Italy | 1 | | 1 | 3 | 1 | 1 | 3 | 4 |
| <u>JPN</u> | Japan | 1 | 1 | 1 | 4 | 1 | 1 | 4 | 5 |
| <u>KAZ</u> | Kazakhstan | | | | | 1 | 1 | 1 | 1 |
| <u>MKD</u> | FYR Macedonia | 1 | | | 1 | | | 1 | 1 |
| <u>NED</u> | Netherlands | 1 | | | 1 | 1 | 1 | 2 | 2 |
| <u>NZL</u> | New Zealand | | | | | 1 | 1 | 1 | 1 |
| <u>POL</u> | Poland | 1 | 1 | 1 | 4 | 1 | 1 | 4 | 5 |
| <u>RSA</u> | South Africa | | 1 | 1 | 3 | | | 2 | 3 |
| <u>RUS</u> | Russian Fed. | | 1 | 1 | 3 | 1 | 1 | 3 | 4 |
| <u>SLO</u> | Slovenia | 1 | | | 1 | | | 1 | 1 |
| <u>SUI</u> | Switzerland | 1 | | | 1 | | | 1 | 1 |
| <u>SVK</u> | Slovakia | 1 | 1 | 1 | 4 | 1 | 1 | 4 | 5 |
| <u>TOG</u> | Togo | 1 | | | 1 | | | 1 | 1 |
| <u>USA</u> | United States | 1 | 1 | 1 | 4 | 1 | 1 | 4 | 5 |
| | Total: 29 | 21 | 16 | 12 | 61 | 21 | 21 | 70 | 82 |

Legend

C1 - Canoe Single

C2 - Canoe Double

K1 - Kayak

3:01:46 15 AUG 2008



**COMPETITION OFFICIALS
CANOE/KAYAK SLALOM RACING**

As of 24 JUL 2008

| Function | Name | NOC |
|---|--------------------------------|-----|
| Jury members: | FELDHOFF Ulrich | GER |
| | PERURENA Jose | ESP |
| | NARITA Shoken | JPN |
| | CONFORT Francesco | ITA |
| | LIU Aljie | CHN |
| Technical Delegate | PRONO Jean-Michel | FRA |
| Chief Official | PRONO Jean-Michel | FRA |
| Chief Judge | PRONO Jean-Michel | FRA |
| Assistant Chief Judge | BEHS Anre | BRA |
| Chief of Scoring | VILARRUBLA Nuria | ESP |
| Scoring Office Controller | SONG Haiyan | CHN |
| | NIU Qiuping | CHN |
| | DONG Siyi | CHN |
| Protest Office Control | QU Jin | CHN |
| ICF Course Designer | PRONO Jean-Michel | FRA |
| | GIDDENS Eric | USA |
| | POLLERT Jaroslav | CZE |
| Pre Starter I (Lake) | TOTH Gheorghe | ROM |
| Pre Starter II (Crater) | MOULE Peter | GBR |
| Starter | PARSONS Max | AUS |
| Start+Pre start Controller | GIDDENS Eric | USA |
| Finish Judge | MATINEZ VESGA Francisco Javier | ESP |
| Time Keeper Start | LIN Yihuang | CHN |
| Time Keeper Finish | WANG Zigang | CHN |
| Boat Controller+Finish Chief Boat Scrutineer | POLLERT Jaroslav | CZE |
| Boat Controller 1 | Radzi Mohd Datar Mohd | MAS |
| Boat Controller 2 | BACHE-WIIG Jan | NOR |
| Boat Controller 3 | SHAO Liping | CHN |
| Boat Controller 4 | LIAO Haiming | CHN |
| Medical Officer | MCKENZIE Donald | CAN |
| Gate Judge (IJSL) 1 | NATOLI Sue | AUS |
| Gate Judge (IJSL) 2 | KALOMPRATSOU Maria | GER |
| Gate Judge (IJSL) 3 | WETZIQ Jacquelyn | GBR |
| Gate Judge (IJSL) 4 | GUSSEV Sergey | KAZ |
| Gate Judge (IJSL) 5 | SCHULTHESS Eric Von | SUI |
| Gate Judge (IJSL) 6 | LOKKEN Eric | USA |
| Gate Judge (IJSL) 7 | ZEREROVA Millica | SVK |
| Gate Judge (IJSL) 8 | KANCLER Josko | SLO |
| Gate Judge (IJSL) 9 | SIEKMANN Frank | GER |
| Gate Judge (IJSL) 10 | ZOUNGRANA Brigitte | FRA |
| Gate Judge (IJSL) 11 | ROLECKOVA Liba | CZE |
| Gate Judge (IJSL) 12 | D'ANGELO Giuseppe | ITA |
| Gate Judge (IJSL) 13 | DAWSON Katharine | NZL |
| Gate Judge (IJSL) 14 | KUDLIK Zbigniew | POL |
| Gate Judge (IJSL) 15 | ITO Hisao | JPN |
| Gate Judge (IJSL) 16 | HAN Guowei | CHN |
| Gate Judge (IJSL) 17 | WAN Hongjun | CHN |
| Gate Judge (IJSL) 18 | JI Zhanzhong | CHN |
| Scribes 1 | GUO Hongbo | CHN |
| Scribes 2 | DENG Jianxin | CHN |
| Scribes 3 | NI Jianmin | CHN |
| Scribes 4 | HUANG Hougui | CHN |
| Scribes 5 | SHAO Yuping | CHN |
| Scribes 6 | QIN Jun | CHN |
| Scribes 7 | ZHAO Liping | CHN |
| Scribes 8 | BIAN Shaowei | CHN |
| Safety Officer | MA Anhui | CHN |



COMPETITION SUMMARY

竞赛摘要 / RÉSUMÉ DE LA COMPÉTITION

As of FRI 15 AUG 2008

| K1 Men | | | C1 Men | | | C2 Men | | | K1 Women | | |
|--------|----------|------|--------|----------|------|--------|----------|------|----------|----------|------|
| Rank | NOC Code | Name | Rank | NOC Code | Name | Rank | NOC Code | Name | Rank | NOC Code | Name |

FINAL

| | | | | | | | | | | | |
|----|-----|-------------------|---|-----|--------------------|---|-----|--|----|-----|--------------------------|
| 1 | GER | GRIMM Alexander | 1 | SVK | MARTIKAN Michal | 1 | SVK | HOCHSCHORNER Pavol HOCHSCHORNER Peter | 1 | SVK | KALISKA Elena |
| 2 | FRA | LEFEVRE Fabien | 2 | GBR | FLORENCE David | 2 | CZE | VOLF Jaroslav STEPANEK Ondrej | 2 | AUS | LAWRENCE Jacqueline |
| 3 | TOG | BOUKPETI Benjamin | 3 | AUS | BELL Robin | 3 | RUS | KUZNETSOV Mikhail LARIONOV Dmitry | 3 | AUT | OBLINGER PETERS Violetta |
| 4 | IRL | RHEINISCH Eoin | 4 | ESP | ELOSEGUI Ander | 4 | FRA | FORGIT Cedric BRAUD Martin | 4 | JPN | TAKESHITA Yuriko |
| 5 | AUS | DRAPER Warwick | 5 | CZE | JEZEK Stanislav | 5 | ITA | BENETTI Andrea MASOERO Erik | 5 | POL | STANUCH Agnieszka |
| 6 | CAN | FORD David | 6 | USA | FRAKER Benn | 6 | GER | MICHEL Felix PIERSIG Sebastian | 6 | NED | HERDE Ariane |
| 7 | AUT | OBLINGER Helmut | 7 | GRE | TSAKMAKIS Christos | | | | 7 | FRA | FER Emilie |
| 8 | POL | POPIELA Dariusz | 8 | POL | BIERYT Krzysztof | | | | 8 | USA | CORRIE Heather |
| 9 | NED | BOUTEN Robert | | | | | | | 9 | CZE | HILGERTOVA Stepanka |
| 10 | ITA | MOLMENTI Daniele | | | | | | | 10 | ITA | GIAI PRON Maria Cristina |

SEMIFINAL

| | | | | | | | | | | | |
|----|-----|-----------------------|----|-----|-------------------|----|-----|-----------------------------------|----|-----|----------------------|
| 11 | CZE | HRADILEK Vavrinec | 9 | FRA | ESTANGUET Tony | 7 | AUS | BELLOFIORE Mark MILNE Lachlan | 11 | GRE | FEREKIDI Maria |
| 12 | SVK | CIBAK Peter | 10 | RUS | LIPATOV Alexander | 8 | POL | SARNA Pawel POCHWALA Marcin | 12 | KAZ | LUKICHEVA Yekaterina |
| 13 | SLO | KAUZER Peter | 11 | CHN | FENG Liming | 9 | JPN | SAMMA Masatoshi NAGAO Hiroyuki | 13 | CHN | LI Jingjing |
| 14 | ESP | DIEZ CANEDO Guillermo | 12 | GER | BENZIEN Jan | 10 | CHN | HU Minghai SHU Junrong | 14 | BRA | DE PAULA Poliana |
| 15 | GBR | WALSH Campbell | | | | | | | 15 | GER | BONGARDT Jennifer |

HEATS

| | | | | | | | | | | | |
|----|-----|------------------|----|-----|------------------|----|-----|-------------------------------|----|-----|-------------------|
| 16 | CHI | MCCANDLESS Pablo | 13 | CAN | CARTWRIGHT James | 11 | USA | POWELL Rick EICHFELD Casey | 16 | ESP | CHOURRAUT Maialen |
|----|-----|------------------|----|-----|------------------|----|-----|-------------------------------|----|-----|-------------------|



COMPETITION SUMMARY

竞赛摘要 / RÉSUMÉ DE LA COMPÉTITION

As of FRI 15 AUG 2008

| K1 Men | | | C1 Men | | | C2 Men | | | K1 Women | | |
|--------|----------|-------------------|--------|----------|-----------------|--------|----------|-----------------------------------|----------|----------|------------------------------|
| Rank | NOC Code | Name | Rank | NOC Code | Name | Rank | NOC Code | Name | Rank | NOC Code | Name |
| 17 | SUI | KURT Michael | 14 | JPN | HANEDA Takuya | 12 | RSA | NGIDI Cyprian MCINTOSH Cameron | 17 | GBR | PENNIE Fiona |
| 18 | JPN | YAZAWA Kazuki | 15 | CRO | MUJCINOVIC Emir | | | | 18 | RUS | PEROVA Aleksandra |
| 19 | MKD | NIKOLOVSKI Atanas | 16 | RSA | CELE Siboniso | | | | 19 | CAN | BOUDENS Sarah |
| 20 | USA | PARSONS Scott | | | | | | | 20 | AND | GARCIA RIBERAYGUA Montserrat |
| 21 | CHN | DING Fuxue | | | | | | | 21 | NZL | JONES Luuka |

Legend:

C1 - Canoe Single K1 - Kayak Single C2 - Canoe Double



FINAL PLACING BY NOC

NOC最终排名 / CLASSEMENT FINAL DES CNO

As of FRI 15 AUG 2008

| NOC Code | NOC | Men | | | Women |
|----------|----------------|------|------|------|-------|
| | | K1 | C1 | C2 | K1 |
| AND | Andorra | | | | 20th |
| AUS | Australia | 5th | 3rd | 7th | 2nd |
| AUT | Austria | 7th | | | 3rd |
| BRA | Brazil | | | | 14th |
| CAN | Canada | 6th | 13th | | 19th |
| CHI | Chile | 16th | | | |
| CHN | China | 21st | 11th | 10th | 13th |
| CRO | Croatia | | 15th | | |
| CZE | Czech Republic | 11th | 5th | 2nd | 9th |
| ESP | Spain | 14th | 4th | | 16th |
| FRA | France | 2nd | 9th | 4th | 7th |
| GBR | Great Britain | 15th | 2nd | | 17th |
| GER | Germany | 1st | 12th | 6th | 15th |
| GRE | Greece | | 7th | | 11th |
| IRL | Ireland | 4th | | | |
| ITA | Italy | 10th | | 5th | 10th |
| JPN | Japan | 18th | 14th | 9th | 4th |
| KAZ | Kazakhstan | | | | 12th |
| MKD | FYR Macedonia | 19th | | | |
| NED | Netherlands | 9th | | | 6th |
| NZL | New Zealand | | | | 21st |
| POL | Poland | 8th | 8th | 8th | 5th |
| RSA | South Africa | | 16th | 12th | |
| RUS | Russian Fed. | | 10th | 3rd | 18th |
| SLO | Slovenia | 13th | | | |
| SUI | Switzerland | 17th | | | |
| SVK | Slovakia | 12th | 1st | 1st | 1st |
| TOG | Togo | 3rd | | | |
| USA | United States | 20th | 6th | 11th | 8th |

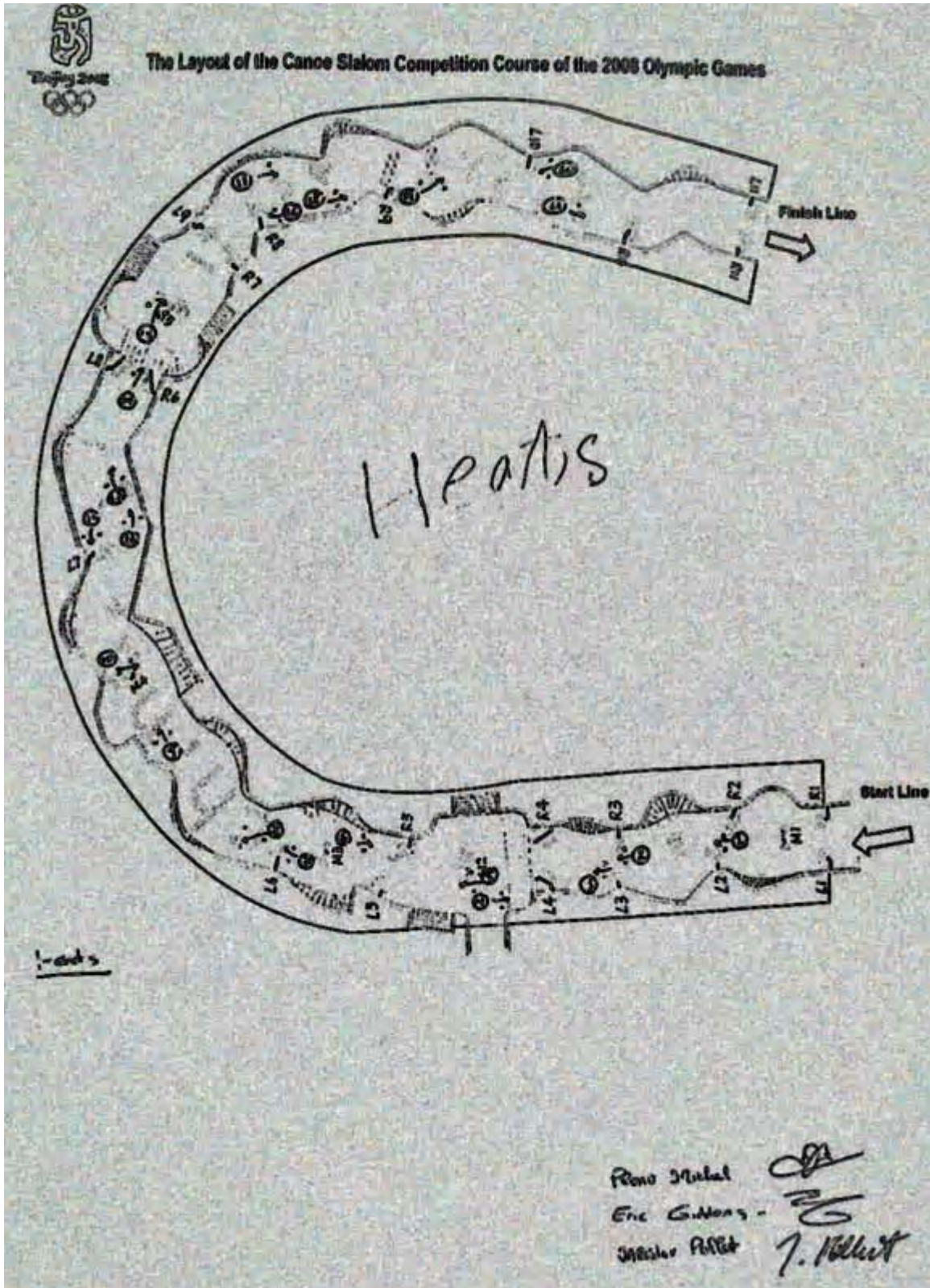
Legend:

C1 - Canoe Single K1 - Kayak Single C2 - Canoe Double



COURSE MAP
CANOE/KAYAK SLALOM RACING

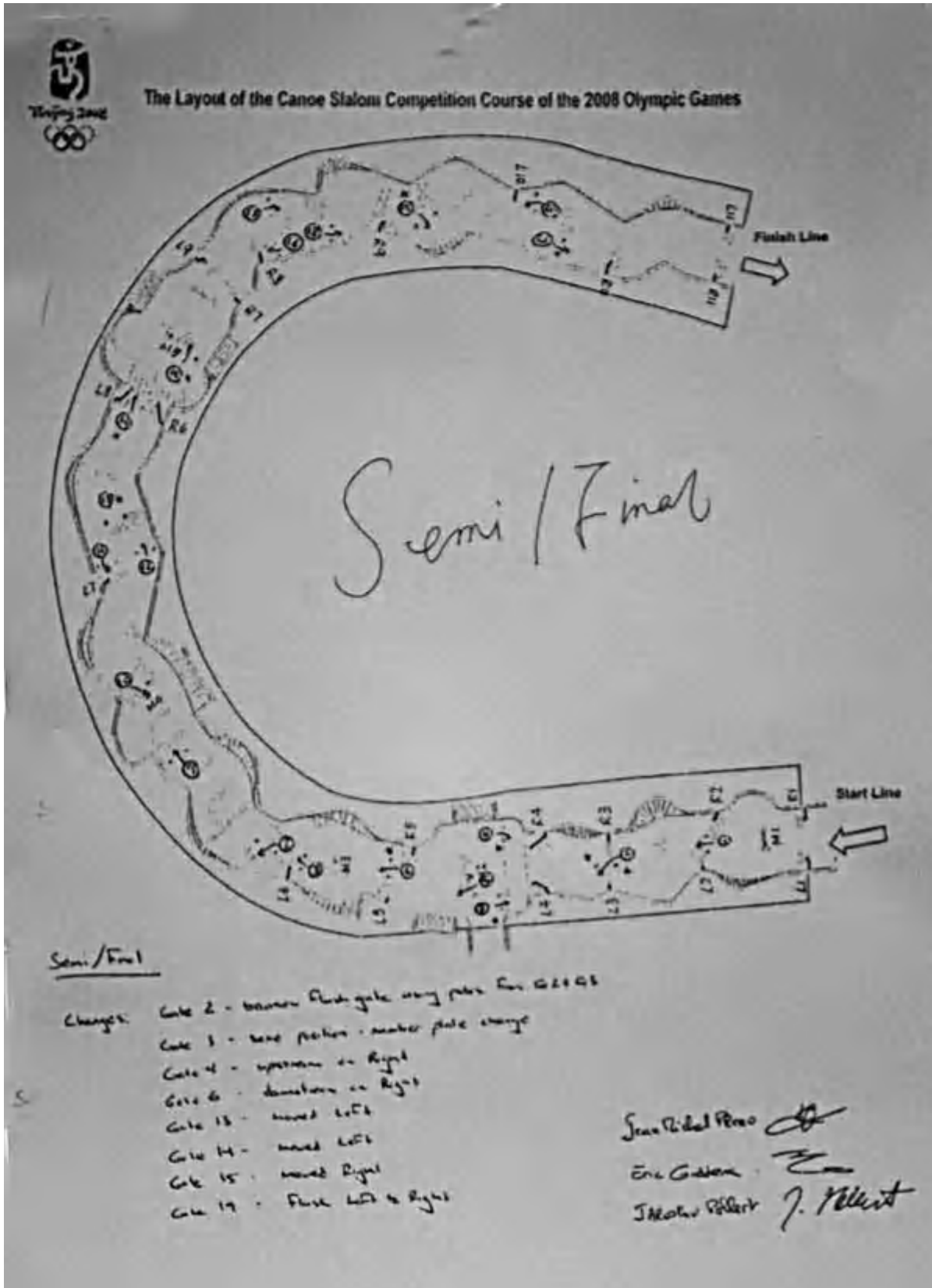
As of 10 AUG





COURSE MAP
CANOE/KAYAK SLALOM RACING

As of 10 AUG





RESULTS LIST

成绩单 / LISTE DES RÉSULTATS

| Rk | Bib No. | Name | NOC Code | 1 st Run | | | | 2 nd Run | | | | Total | |
|----|---------|------------------------------|----------|---------------------|-----------|------------|----|---------------------|-----------|------------|----|--------|--------|
| | | | | Time | Pen. Sec. | Total Time | Rk | Time | Pen. Sec. | Total Time | Rk | Time | Behind |
| 1 | 3 | KALISKA Elena | SVK | 94.34 | 0 | 94.34 | 4 | 91.85 | 0 | 91.85 | 1 | 186.19 | 0.00 |
| 2 | 6 | LI Jingjing | CHN | 92.30 | 2 | 94.30 | 3 | 93.26 | 0 | 93.26 | 4 | 187.56 | +1.37 |
| 3 | 1 | HILGERTOVA Stepanka | CZE | 97.14 | 0 | 97.14 | 6 | 91.99 | 0 | 91.99 | 2 | 189.13 | +2.94 |
| 4 | 2 | BONGARDT Jennifer | GER | 92.79 | 0 | 92.79 | 1 | 94.58 | 2 | 96.58 | 5 | 189.37 | +3.18 |
| 5 | 9 | FER Emilie | FRA | 94.90 | 2 | 96.90 | 5 | 92.78 | 0 | 92.78 | 3 | 189.68 | +3.49 |
| 6 | 4 | OBLINGER PETERS Violetta | AUT | 97.27 | 0 | 97.27 | 7 | 97.44 | 2 | 99.44 | 8 | 196.71 | +10.52 |
| 7 | 11 | LAWRENCE Jacqueline | AUS | 103.18 | 0 | 103.18 | 10 | 96.95 | 0 | 96.95 | 6 | 200.13 | +13.94 |
| 8 | 13 | STANUCH Agnieszka | POL | 99.16 | 2 | 101.16 | 8 | 101.76 | 0 | 101.76 | 10 | 202.92 | +16.73 |
| 9 | 10 | GIAI PRON Maria Cristina | ITA | 100.75 | 2 | 102.75 | 9 | 98.95 | 2 | 100.95 | 9 | 203.70 | +17.51 |
| 10 | 16 | CORRIE Heather | USA | 103.78 | 2 | 105.78 | 12 | 103.53 | 2 | 105.53 | 13 | 211.31 | +25.12 |
| 11 | 20 | LUKICHEVA Yekaterina | KAZ | 107.26 | 6 | 113.26 | 15 | 106.03 | 2 | 108.03 | 14 | 221.29 | +35.10 |
| 12 | 14 | FEREKIDI Maria | GRE | 106.37 | 2 | 108.37 | 13 | 111.60 | 2 | 113.60 | 19 | 221.97 | +35.78 |
| 13 | 12 | HERDE Ariane | NED | 102.30 | 2 | 104.30 | 11 | 117.98 | 0 | 117.98 | 20 | 222.28 | +36.09 |
| 14 | 21 | DE PAULA Poliana | BRA | 107.47 | 6 | 113.47 | 16 | 106.72 | 4 | 110.72 | 17 | 224.19 | +38.00 |
| 15 | 17 | TAKESHITA Yuriko | JPN | 103.63 | 8 | 111.63 | 14 | 107.08 | 6 | 113.08 | 18 | 224.71 | +38.52 |
| 16 | 8 | CHOURRAUT Maialen | ESP | 95.95 | 52 | 147.95 | 17 | 105.44 | 0 | 105.44 | 12 | 253.39 | +67.20 |
| 17 | 5 | PENNIE Fiona | GBR | 108.06 | 52 | 160.06 | 19 | 95.00 | 4 | 99.00 | 7 | 259.06 | +72.87 |
| 18 | 7 | PEROVA Aleksandra | RUS | 91.41 | 2 | 93.41 | 2 | 114.04 | 52 | 166.04 | 21 | 259.45 | +73.26 |
| 19 | 18 | BOUDENS Sarah | CAN | 106.99 | 52 | 158.99 | 18 | 105.68 | 4 | 109.68 | 15 | 268.67 | +82.48 |
| 20 | 15 | GARCIA RIBERAYGUA Montserrat | AND | 114.67 | 52 | 166.67 | 21 | 100.26 | 2 | 102.26 | 11 | 268.93 | +82.74 |
| 21 | 19 | JONES Luuka | NZL | 110.35 | 52 | 162.35 | 20 | 110.01 | 0 | 110.01 | 16 | 272.36 | +86.17 |

Note: According to the ICF rules competitors who successfully completed at least one run are ranked
First 15 qualified to semifinal

Legend:

Rk - Rank Bib No. - Bib Number Pen. Sec. - Penalty Second



RACE ANALYSIS

成绩分析 / ANALYSE DE LA COURSE

| Rk. | Bib No. | Name | NOC Code | Phase Total | Start Order | Ph./Run | Rk | Split Time 1 | | | | | | | | | | | | | Split Time 2 | | | | | | | | | | | | | Pen. Sec. | Run Time | Run Total |
|-----|---------|---------------------------------|----------|---------------|--------------|---------|----|--------------|-------|---|---|---|--------------|---|---|---|----|-------|----|----|--------------|----|----|----|----|----|----|----|---|---|---|---|--------|-----------|----------|-----------|
| | | | | | | | | 1 | 2 | 3 | 4 | 5 | 6 | 7 | 8 | 9 | 10 | 11 | 12 | 13 | 14 | 15 | 16 | 17 | 18 | 19 | 20 | 21 | | | | | | | | |
| 1 | 3 | KALISKA Elena | SVK | 186.19 | | | | | | | | | | | | | | | | | | | | | | | | | | | | | | | | |
| | 19 | H1 | 4 | | - | - | - | - | - | - | - | - | - | - | - | - | - | - | - | - | - | - | - | - | - | - | - | - | - | - | - | - | 0 | 94.34 | 94.34 | |
| | 19 | H2 | 1 | | - | - | - | - | - | - | - | - | - | - | - | - | - | - | - | - | - | - | - | - | - | - | - | - | - | - | - | 0 | 91.85 | 91.85 | | |
| | | H1 | | | Split Time 1 | | | | 31.79 | | | | Split Time 2 | | | | | 65.17 | | | | | | | | | | | | | | | | | | |
| | | H2 | | | Split Time 1 | | | | 30.71 | | | | Split Time 2 | | | | | 64.00 | | | | | | | | | | | | | | | | | | |
| 2 | 6 | LI Jingjing | CHN | 187.56 | | | | | | | | | | | | | | | | | | | | | | | | | | | | | | | | |
| | 16 | H1 | 3 | | - | - | - | - | - | - | - | - | - | - | - | 2 | - | - | - | - | - | - | - | - | - | - | - | - | - | - | - | 2 | 92.30 | 94.30 | | |
| | 16 | H2 | 4 | | - | - | - | - | - | - | - | - | - | - | - | - | - | - | - | - | - | - | - | - | - | - | - | - | - | - | - | 0 | 93.26 | 93.26 | | |
| | | H1 | | | Split Time 1 | | | | 30.58 | | | | Split Time 2 | | | | | 63.80 | | | | | | | | | | | | | | | | | | |
| | | H2 | | | Split Time 1 | | | | 31.91 | | | | Split Time 2 | | | | | 65.49 | | | | | | | | | | | | | | | | | | |
| 3 | 1 | HILGERTOVA Stepanka | CZE | 189.13 | | | | | | | | | | | | | | | | | | | | | | | | | | | | | | | | |
| | 21 | H1 | 6 | | - | - | - | - | - | - | - | - | - | - | - | - | - | - | - | - | - | - | - | - | - | - | - | - | - | - | - | 0 | 97.14 | 97.14 | | |
| | 21 | H2 | 2 | | - | - | - | - | - | - | - | - | - | - | - | - | - | - | - | - | - | - | - | - | - | - | - | - | - | - | - | 0 | 91.99 | 91.99 | | |
| | | H1 | | | Split Time 1 | | | | 31.87 | | | | Split Time 2 | | | | | 67.21 | | | | | | | | | | | | | | | | | | |
| | | H2 | | | Split Time 1 | | | | 31.27 | | | | Split Time 2 | | | | | 63.20 | | | | | | | | | | | | | | | | | | |
| 4 | 2 | BONGARDT Jennifer | GER | 189.37 | | | | | | | | | | | | | | | | | | | | | | | | | | | | | | | | |
| | 20 | H1 | 1 | | - | - | - | - | - | - | - | - | - | - | - | - | - | - | - | - | - | - | - | - | - | - | - | - | - | - | - | 0 | 92.79 | 92.79 | | |
| | 20 | H2 | 5 | | - | - | - | - | - | - | - | - | - | - | - | - | - | - | - | 2 | - | - | - | - | - | - | - | - | - | - | - | 2 | 94.58 | 96.58 | | |
| | | H1 | | | Split Time 1 | | | | 29.31 | | | | Split Time 2 | | | | | 64.95 | | | | | | | | | | | | | | | | | | |
| | | H2 | | | Split Time 1 | | | | 31.06 | | | | Split Time 2 | | | | | 64.71 | | | | | | | | | | | | | | | | | | |
| 5 | 9 | FER Emilie | FRA | 189.68 | | | | | | | | | | | | | | | | | | | | | | | | | | | | | | | | |
| | 13 | H1 | 5 | | - | - | - | - | - | - | - | - | - | - | 2 | - | - | - | - | - | - | - | - | - | - | - | - | - | - | - | - | 2 | 94.90 | 96.90 | | |
| | 13 | H2 | 3 | | - | - | - | - | - | - | - | - | - | - | - | - | - | - | - | - | - | - | - | - | - | - | - | - | - | - | - | 0 | 92.78 | 92.78 | | |
| | | H1 | | | Split Time 1 | | | | 32.29 | | | | Split Time 2 | | | | | 66.13 | | | | | | | | | | | | | | | | | | |
| | | H2 | | | Split Time 1 | | | | 31.89 | | | | Split Time 2 | | | | | 63.60 | | | | | | | | | | | | | | | | | | |
| 6 | 4 | OBLINGER PETERS Violetta | AUT | 196.71 | | | | | | | | | | | | | | | | | | | | | | | | | | | | | | | | |
| | 18 | H1 | 7 | | - | - | - | - | - | - | - | - | - | - | - | - | - | - | - | - | - | - | - | - | - | - | - | - | - | - | - | 0 | 97.27 | 97.27 | | |
| | 18 | H2 | 8 | | - | - | - | - | - | - | - | - | - | - | - | 2 | - | - | - | - | - | - | - | - | - | - | - | - | - | - | - | 2 | 97.44 | 99.44 | | |
| | | H1 | | | Split Time 1 | | | | 32.93 | | | | Split Time 2 | | | | | 68.24 | | | | | | | | | | | | | | | | | | |
| | | H2 | | | Split Time 1 | | | | 31.87 | | | | Split Time 2 | | | | | 68.43 | | | | | | | | | | | | | | | | | | |
| 7 | 11 | LAWRENCE Jacqueline | AUS | 200.13 | | | | | | | | | | | | | | | | | | | | | | | | | | | | | | | | |
| | 11 | H1 | 10 | | - | - | - | - | - | - | - | - | - | - | - | - | - | - | - | - | - | - | - | - | - | - | - | - | - | - | - | 0 | 103.18 | 103.18 | | |
| | 11 | H2 | 6 | | - | - | - | - | - | - | - | - | - | - | - | - | - | - | - | - | - | - | - | - | - | - | - | - | - | - | - | 0 | 96.95 | 96.95 | | |
| | | H1 | | | Split Time 1 | | | | 36.05 | | | | Split Time 2 | | | | | 72.40 | | | | | | | | | | | | | | | | | | |
| | | H2 | | | Split Time 1 | | | | 33.91 | | | | Split Time 2 | | | | | 67.40 | | | | | | | | | | | | | | | | | | |



RACE ANALYSIS

成绩分析 / ANALYSE DE LA COURSE

| Rk. | Bib No. | Name | NOC Code | Phase Total | | | | | | | | | | | | | | | | | | | | | | | | | | |
|--------------|---------|---------------------------------|--------------|-------------|----------|-----------|---|-------|---|---|--------------|----|--------------|----|----|----|----|-------|----|----|----|----|----|---|---|---|---|---|--------|--------|
| | | | | Pen. Sec. | Run Time | Run Total | | | | | | | | | | | | | | | | | | | | | | | | |
| Start Order | Ph./Run | Rk | 1 | 2 | 3 | 4 | 5 | 6 | 7 | 8 | 9 | 10 | 11 | 12 | 13 | 14 | 15 | 16 | 17 | 18 | 19 | 20 | 21 | | | | | | | |
| Split Time 1 | | | | | | | | | | | Split Time 2 | | | | | | | | | | | | | | | | | | | |
| 8 | 13 | STANUCH Agnieszka | POL | | | | | | | | | | | | | | | | | | | | | | | | | | | |
| 9 | H1 | 8 | - | - | - | - | - | - | - | - | - | - | - | - | - | - | - | - | - | - | - | - | - | - | 2 | - | - | 2 | 99.16 | 101.16 |
| 9 | H2 | 10 | - | - | - | - | - | - | - | - | - | - | - | - | - | - | - | - | - | - | - | - | - | - | - | - | - | 0 | 101.76 | 101.76 |
| | H1 | | Split Time 1 | | | | | 32.59 | | | | | Split Time 2 | | | | | 68.30 | | | | | | | | | | | | |
| | H2 | | Split Time 1 | | | | | 33.25 | | | | | Split Time 2 | | | | | 69.87 | | | | | | | | | | | | |
| 9 | 10 | GIAI PRON Maria Cristina | ITA | | | | | | | | | | | | | | | | | | | | | | | | | | | |
| 12 | H1 | 9 | - | - | - | 2 | - | - | - | - | - | - | - | - | - | - | - | - | - | - | - | - | - | - | - | - | - | 2 | 100.75 | 102.75 |
| 12 | H2 | 9 | - | - | - | - | - | - | 2 | - | - | - | - | - | - | - | - | - | - | - | - | - | - | - | - | - | - | 2 | 98.95 | 100.95 |
| | H1 | | Split Time 1 | | | | | 34.55 | | | | | Split Time 2 | | | | | 69.38 | | | | | | | | | | | | |
| | H2 | | Split Time 1 | | | | | 32.66 | | | | | Split Time 2 | | | | | 67.95 | | | | | | | | | | | | |
| 10 | 16 | CORRIE Heather | USA | | | | | | | | | | | | | | | | | | | | | | | | | | | |
| 6 | H1 | 12 | - | - | - | - | - | 2 | - | - | - | - | - | - | - | - | - | - | - | - | - | - | - | - | - | - | - | 2 | 103.78 | 105.78 |
| 6 | H2 | 13 | - | - | - | - | - | - | - | - | - | - | - | 2 | - | - | - | - | - | - | - | - | - | - | - | - | - | 2 | 103.53 | 105.53 |
| | H1 | | Split Time 1 | | | | | 34.57 | | | | | Split Time 2 | | | | | 71.29 | | | | | | | | | | | | |
| | H2 | | Split Time 1 | | | | | 37.97 | | | | | Split Time 2 | | | | | 72.88 | | | | | | | | | | | | |
| 11 | 20 | LUKICHEVA Yekaterina | KAZ | | | | | | | | | | | | | | | | | | | | | | | | | | | |
| 2 | H1 | 15 | - | - | - | 2 | - | - | - | - | - | - | - | - | - | - | - | 2 | - | - | - | - | - | - | 2 | - | - | 6 | 107.26 | 113.26 |
| 2 | H2 | 14 | - | - | - | - | - | - | - | - | - | - | - | 2 | - | - | - | - | - | - | - | - | - | - | - | - | - | 2 | 106.03 | 108.03 |
| | H1 | | Split Time 1 | | | | | 36.45 | | | | | Split Time 2 | | | | | 75.88 | | | | | | | | | | | | |
| | H2 | | Split Time 1 | | | | | 36.21 | | | | | Split Time 2 | | | | | 74.05 | | | | | | | | | | | | |
| 12 | 14 | FEREKIDI Maria | GRE | | | | | | | | | | | | | | | | | | | | | | | | | | | |
| 8 | H1 | 13 | - | 2 | - | - | - | - | - | - | - | - | - | - | - | - | - | - | - | - | - | - | - | - | - | - | - | 2 | 106.37 | 108.37 |
| 8 | H2 | 19 | - | - | - | - | - | - | - | - | - | - | - | - | - | - | - | 2 | - | - | - | - | - | - | - | - | - | 2 | 111.60 | 113.60 |
| | H1 | | Split Time 1 | | | | | 34.98 | | | | | Split Time 2 | | | | | 75.00 | | | | | | | | | | | | |
| | H2 | | Split Time 1 | | | | | 38.67 | | | | | Split Time 2 | | | | | 73.65 | | | | | | | | | | | | |
| 13 | 12 | HERDE Ariane | NED | | | | | | | | | | | | | | | | | | | | | | | | | | | |
| 10 | H1 | 11 | - | - | - | - | - | - | - | - | - | - | - | 2 | - | - | - | - | - | - | - | - | - | - | - | - | - | 2 | 102.30 | 104.30 |
| 10 | H2 | 20 | - | - | - | - | - | - | - | - | - | - | - | - | - | - | - | - | - | - | - | - | - | - | - | - | - | 0 | 117.98 | 117.98 |
| | H1 | | Split Time 1 | | | | | 34.46 | | | | | Split Time 2 | | | | | 70.25 | | | | | | | | | | | | |
| | H2 | | Split Time 1 | | | | | 36.00 | | | | | Split Time 2 | | | | | 87.17 | | | | | | | | | | | | |
| 14 | 21 | DE PAULA Poliana | BRA | | | | | | | | | | | | | | | | | | | | | | | | | | | |
| 1 | H1 | 16 | - | - | - | 2 | - | - | - | - | - | - | - | 2 | - | - | - | - | - | - | - | - | - | - | - | - | - | 6 | 107.47 | 113.47 |
| 1 | H2 | 17 | - | - | - | - | - | - | - | - | - | - | - | - | 2 | - | - | - | - | - | - | - | - | - | - | - | 2 | 4 | 106.72 | 110.72 |
| | H1 | | Split Time 1 | | | | | 37.27 | | | | | Split Time 2 | | | | | 74.02 | | | | | | | | | | | | |
| | H2 | | Split Time 1 | | | | | 34.80 | | | | | Split Time 2 | | | | | 73.08 | | | | | | | | | | | | |



RACE ANALYSIS

成绩分析 / ANALYSE DE LA COURSE

| Rk. | Bib No. | Name | NOC Code | Phase Total | | | | | | | | | | | | | | | | | | | | | | | |
|--------------|---------|-------------------------------------|--------------|-------------|----------|-----------|----|---|----|---|--------------|----|----|--------------|----|----|----|----|----|----|----|----|----|-----------|----------|-----------|--------|
| | | | | Pen. Sec. | Run Time | Run Total | | | | | | | | | | | | | | | | | | | | | |
| Start Order | Ph./Run | Rk | 1 | 2 | 3 | 4 | 5 | 6 | 7 | 8 | 9 | 10 | 11 | 12 | 13 | 14 | 15 | 16 | 17 | 18 | 19 | 20 | 21 | Pen. Sec. | Run Time | Run Total | |
| Split Time 1 | | | | | | | | | | | Split Time 2 | | | | | | | | | | | | | | | | |
| 15 | 17 | TAKESHITA Yuriko | JPN | | | | | | | | | | | | | | | | | | | | | | | | |
| | 5 | H1 14 | - | - | - | 2 | - | - | - | - | - | - | 2 | - | 2 | - | 2 | - | - | - | - | - | - | - | 8 | 103.63 | 111.63 |
| | 5 | H2 18 | - | - | - | 2 | - | - | 2 | - | - | - | - | - | - | - | - | - | - | - | - | 2 | - | 6 | 107.08 | 113.08 | |
| | | H1 | Split Time 1 | | | | | | | | | | | Split Time 2 | | | | | | | | | | | | | |
| | | | 35.45 | | | | | | | | | | | 73.09 | | | | | | | | | | | | | |
| | | H2 | Split Time 1 | | | | | | | | | | | Split Time 2 | | | | | | | | | | | | | |
| | | | 41.02 | | | | | | | | | | | 77.19 | | | | | | | | | | | | | |
| 16 | 8 | CHOURRAUT Maialen | ESP | | | | | | | | | | | | | | | | | | | | | | | | |
| | 14 | H1 17 | - | - | - | 2 | - | - | 50 | - | - | - | - | - | - | - | - | - | - | - | - | - | - | 52 | 95.95 | 147.95 | |
| | 14 | H2 12 | - | - | - | - | - | - | - | - | - | - | - | - | - | - | - | - | - | - | - | - | - | 0 | 105.44 | 105.44 | |
| | | H1 | Split Time 1 | | | | | | | | | | | Split Time 2 | | | | | | | | | | | | | |
| | | | 31.26 | | | | | | | | | | | 65.59 | | | | | | | | | | | | | |
| | | H2 | Split Time 1 | | | | | | | | | | | Split Time 2 | | | | | | | | | | | | | |
| | | | 31.23 | | | | | | | | | | | 75.47 | | | | | | | | | | | | | |
| 17 | 5 | PENNIE Fiona | GBR | | | | | | | | | | | | | | | | | | | | | | | | |
| | 17 | H1 19 | - | - | - | - | - | - | - | - | - | - | - | - | - | - | 50 | - | - | - | - | 2 | - | 52 | 108.06 | 160.06 | |
| | 17 | H2 7 | - | - | - | - | - | - | - | - | - | - | - | 2 | 2 | - | - | - | - | - | - | - | - | 4 | 95.00 | 99.00 | |
| | | H1 | Split Time 1 | | | | | | | | | | | Split Time 2 | | | | | | | | | | | | | |
| | | | 42.71 | | | | | | | | | | | 78.45 | | | | | | | | | | | | | |
| | | H2 | Split Time 1 | | | | | | | | | | | Split Time 2 | | | | | | | | | | | | | |
| | | | 31.30 | | | | | | | | | | | 64.74 | | | | | | | | | | | | | |
| 18 | 7 | PEROVA Aleksandra | RUS | | | | | | | | | | | | | | | | | | | | | | | | |
| | 15 | H1 2 | - | - | - | - | - | - | - | - | - | - | - | - | - | - | 2 | - | - | - | - | - | - | 2 | 91.41 | 93.41 | |
| | 15 | H2 21 | - | - | - | - | 50 | 2 | - | - | - | - | - | - | - | - | - | - | - | - | - | - | - | 52 | 114.04 | 166.04 | |
| | | H1 | Split Time 1 | | | | | | | | | | | Split Time 2 | | | | | | | | | | | | | |
| | | | 31.86 | | | | | | | | | | | 64.60 | | | | | | | | | | | | | |
| | | H2 | Split Time 1 | | | | | | | | | | | Split Time 2 | | | | | | | | | | | | | |
| | | | 50.42 | | | | | | | | | | | 83.70 | | | | | | | | | | | | | |
| 19 | 18 | BOUDENS Sarah | CAN | | | | | | | | | | | | | | | | | | | | | | | | |
| | 4 | H1 18 | - | - | - | - | - | - | - | - | - | - | - | - | - | - | 50 | - | - | - | - | 2 | - | 52 | 106.99 | 158.99 | |
| | 4 | H2 15 | - | - | - | - | - | - | - | - | - | - | 2 | - | - | - | - | - | - | - | - | 2 | - | 4 | 105.68 | 109.68 | |
| | | H1 | Split Time 1 | | | | | | | | | | | Split Time 2 | | | | | | | | | | | | | |
| | | | 38.73 | | | | | | | | | | | 75.04 | | | | | | | | | | | | | |
| | | H2 | Split Time 1 | | | | | | | | | | | Split Time 2 | | | | | | | | | | | | | |
| | | | 32.09 | | | | | | | | | | | 71.01 | | | | | | | | | | | | | |
| 20 | 15 | GARCIA RIBERAYGUA Montserrat | AND | | | | | | | | | | | | | | | | | | | | | | | | |
| | 7 | H1 21 | - | - | - | 2 | - | - | - | - | - | - | - | - | - | 50 | - | - | - | - | - | - | - | 52 | 114.67 | 166.67 | |
| | 7 | H2 11 | - | - | - | - | - | - | - | - | - | - | - | 2 | - | - | - | - | - | - | - | - | - | 2 | 100.26 | 102.26 | |
| | | H1 | Split Time 1 | | | | | | | | | | | Split Time 2 | | | | | | | | | | | | | |
| | | | 33.18 | | | | | | | | | | | 84.53 | | | | | | | | | | | | | |
| | | H2 | Split Time 1 | | | | | | | | | | | Split Time 2 | | | | | | | | | | | | | |
| | | | 32.62 | | | | | | | | | | | 70.38 | | | | | | | | | | | | | |
| 21 | 19 | JONES Luuka | NZL | | | | | | | | | | | | | | | | | | | | | | | | |
| | 3 | H1 20 | - | - | - | - | - | - | - | - | - | - | - | - | - | - | - | 50 | 2 | - | - | - | - | 52 | 110.35 | 162.35 | |
| | 3 | H2 16 | - | - | - | - | - | - | - | - | - | - | - | - | - | - | - | - | - | - | - | - | - | 0 | 110.01 | 110.01 | |
| | | H1 | Split Time 1 | | | | | | | | | | | Split Time 2 | | | | | | | | | | | | | |
| | | | 39.82 | | | | | | | | | | | 76.84 | | | | | | | | | | | | | |
| | | H2 | Split Time 1 | | | | | | | | | | | Split Time 2 | | | | | | | | | | | | | |
| | | | 35.36 | | | | | | | | | | | 77.40 | | | | | | | | | | | | | |



RACE ANALYSIS

成绩分析 / ANALYSE DE LA COURSE

| Rk. | Bib No. | | Name | NOC Code | Phase Total | | | | | | | | | | | | | | | | | | | | | | | | | | | | | | |
|-----|-------------|---------|------|----------|-------------|-----------|----------|-----------|---|---|----------------|---|---|----|----|----|----|----|----|----|----|----------------|----|----|----|--|--|--|--|--|--|--|--|--|--|
| | Start Order | Ph./Run | | | Rk | Pen. Sec. | Run Time | Run Total | | | | | | | | | | | | | | | | | | | | | | | | | | | |
| | | | | | 1 | 2 | 3 | 4 | 5 | 6 | 7 | 8 | 9 | 10 | 11 | 12 | 13 | 14 | 15 | 16 | 17 | 18 | 19 | 20 | 21 | | | | | | | | | | |
| | | | | | | | | | | | Split Time 1 ↑ | | | | | | | | | | | Split Time 2 ↑ | | | | | | | | | | | | | |

| | | | | | | | | | | | | | | | | | | | | | |
|--------------|---|---|---|---|---|---|---|---|---|----|----|----|----|----|----|----|----|----|----|----|----|
| Gate Summary | 1 | 2 | 3 | 4 | 5 | 6 | 7 | 8 | 9 | 10 | 11 | 12 | 13 | 14 | 15 | 16 | 17 | 18 | 19 | 20 | 21 |
| Touched | 0 | 1 | 0 | 7 | 0 | 2 | 2 | 0 | 0 | 0 | 3 | 5 | 3 | 3 | 2 | 2 | 1 | 1 | 4 | 4 | 0 |
| Missed | 0 | 0 | 0 | 0 | 1 | 0 | 1 | 0 | 0 | 0 | 0 | 0 | 0 | 0 | 1 | 2 | 0 | 1 | 0 | 0 | 0 |

Legend:
 Ph./Run - Phase or Run number Bib No. - Bib Number Rk - Rank Pen. Sec. - Penalty Second Pts - Points
 H1 - Heat 1st Run H2 - Heat 2nd Run





RESULTS LIST

成绩单 / LISTE DES RÉSULTATS

| Rank | Bib No. | Name | NOC Code | Time | Penalty Seconds | Total Time | Behind |
|------|---------|--------------------------|----------|--------|-----------------|---------------|---------|
| 1 | 3 | KALISKA Elena | SVK | 97.13 | 0 | 97.13 | 0.00 |
| 2 | 9 | FER Emilie | FRA | 96.50 | 2 | 98.50 | +1.37 |
| 3 | 1 | HILGERTOVA Stepanka | CZE | 97.78 | 4 | 101.78 | +4.65 |
| 4 | 11 | LAWRENCE Jacqueline | AUS | 99.40 | 4 | 103.40 | +6.27 |
| 5 | 10 | GIAI PRON Maria Cristina | ITA | 102.52 | 2 | 104.52 | +7.39 |
| 6 | 17 | TAKESHITA Yuriko | JPN | 107.86 | 0 | 107.86 | +10.73 |
| 7 | 4 | OBLINGER PETERS Violetta | AUT | 108.65 | 2 | 110.65 | +13.52 |
| 8 | 16 | CORRIE Heather | USA | 112.51 | 2 | 114.51 | +17.38 |
| 9 | 13 | STANUCH Agnieszka | POL | 114.46 | 2 | 116.46 | +19.33 |
| 10 | 12 | HERDE Ariane | NED | 113.60 | 4 | 117.60 | +20.47 |
| 11 | 14 | FEREKIDI Maria | GRE | 116.99 | 2 | 118.99 | +21.86 |
| 12 | 20 | LUKICHEVA Yekaterina | KAZ | 126.08 | 2 | 128.08 | +30.95 |
| 13 | 6 | LI Jingjing | CHN | 107.79 | 54 | 161.79 | +64.66 |
| 14 | 21 | DE PAULA Poliana | BRA | 116.29 | 52 | 168.29 | +71.16 |
| 15 | 2 | BONGARDT Jennifer | GER | 101.29 | 102 | 203.29 | +106.16 |

Note: First 10 qualified to the final

Legend:
Bib No. - Bib Number



SY ROWING-CANOEING PARK
顺义奥林匹克水上公园
PO DE SHUNYI

FRI 星期五 VEN
15 AUG 2008

CANOE / KAYAK SLALOM RACING
皮划艇-激流回旋分项 / CANOE / KAYAK SLALOM

KAYAK (K1) WOMEN
女子单人皮艇 / KAYAK (K1) FEMME

FINAL
决赛 / FINALE



RESULTS LIST

成绩单 / LISTE DES RÉSULTATS

| Rk | Bib No. | Name | NOC Code | Semifinal | | | | Final | | | | Total | |
|----|---------|--------------------------|----------|-----------|-----------|------------|----|--------|-----------|------------|----|--------|---------|
| | | | | Time | Pen. Sec. | Total Time | Rk | Time | Pen. Sec. | Total Time | Rk | Time | Behind |
| 1 | 3 | KALISKA Elena | SVK | 97.13 | 0 | 97.13 | 1 | 95.51 | 0 | 95.51 | 1 | 192.64 | 0.00 |
| 2 | 11 | LAWRENCE Jacqueline | AUS | 99.40 | 4 | 103.40 | 4 | 103.54 | 0 | 103.54 | 2 | 206.94 | +14.30 |
| 3 | 4 | OBLINGER PETERS Violetta | AUT | 108.65 | 2 | 110.65 | 7 | 100.12 | 4 | 104.12 | 3 | 214.77 | +22.13 |
| 4 | 17 | TAKESHITA Yuriko | JPN | 107.86 | 0 | 107.86 | 6 | 107.44 | 4 | 111.44 | 5 | 219.30 | +26.66 |
| 5 | 13 | STANUCH Agnieszka | POL | 114.46 | 2 | 116.46 | 9 | 102.62 | 2 | 104.62 | 4 | 221.08 | +28.44 |
| 6 | 12 | HERDE Ariane | NED | 113.60 | 4 | 117.60 | 10 | 108.39 | 6 | 114.39 | 6 | 231.99 | +39.35 |
| 7 | 9 | FER Emilie | FRA | 96.50 | 2 | 98.50 | 2 | 99.46 | 54 | 153.46 | 7 | 251.96 | +59.32 |
| 8 | 16 | CORRIE Heather | USA | 112.51 | 2 | 114.51 | 8 | 104.37 | 52 | 156.37 | 8 | 270.88 | +78.24 |
| 9 | 1 | HILGERTOVA Stepanka | CZE | 97.78 | 4 | 101.78 | 3 | 92.63 | 150 | 242.63 | 9 | 344.41 | +151.77 |
| 10 | 10 | GIAI PRON Maria Cristina | ITA | 102.52 | 2 | 104.52 | 5 | 97.26 | 154 | 251.26 | 10 | 355.78 | +163.14 |

Legend:

Rk - Rank Bib No. - Bib Number Pen. Sec. - Penalty Second



RACE ANALYSIS

成绩分析 / ANALYSE DE LA COURSE

| Rk. | Bib No. | Name | NOC Code | Phase Total | | | | | | | | | | | | | | | | | | | | | |
|--------------|---------|---|--------------------|---------------|----------|---|---|---|---|---|---|----|----|--------------|----|----|----|----|----|----|----|----|----|-----------|--|
| | | | | Pen. Sec. | Run Time | | | | | | | | | | | | | | | | | | | | |
| Start Order | Ph./Run | Rk | 1 | 2 | 3 | 4 | 5 | 6 | 7 | 8 | 9 | 10 | 11 | 12 | 13 | 14 | 15 | 16 | 17 | 18 | 19 | 20 | 21 | Run Total | |
| Split Time 1 | | | | | | | | | | | | | | Split Time 2 | | | | | | | | | | | |
| 1 | 3 | KALISKA Elena | SVK | 192.64 | | | | | | | | | | | | | | | | | | | | | |
| 15 | SF 1 | - | 0 | 97.13 | 97.13 | | | | | | | | | | | | | | | | | | | | |
| 10 | F 1 | - | 0 | 95.51 | 95.51 | | | | | | | | | | | | | | | | | | | | |
| | SF | Split Time 1 27.70 | Split Time 2 67.47 | | | | | | | | | | | | | | | | | | | | | | |
| | F | Split Time 1 28.68 | Split Time 2 67.68 | | | | | | | | | | | | | | | | | | | | | | |
| 2 | 11 | LAWRENCE Jacqueline | AUS | 206.94 | | | | | | | | | | | | | | | | | | | | | |
| 9 | SF 4 | - - - - - 2 - - - - - - - - - - - - - - - 2 - - - - - | 4 | 99.40 | 103.40 | | | | | | | | | | | | | | | | | | | | |
| 7 | F 2 | - | 0 | 103.54 | 103.54 | | | | | | | | | | | | | | | | | | | | |
| | SF | Split Time 1 29.61 | Split Time 2 68.91 | | | | | | | | | | | | | | | | | | | | | | |
| | F | Split Time 1 32.46 | Split Time 2 74.00 | | | | | | | | | | | | | | | | | | | | | | |
| 3 | 4 | OBLINGER PETERS Violetta | AUT | 214.77 | | | | | | | | | | | | | | | | | | | | | |
| 10 | SF 7 | - 2 - - - - - | 2 | 108.65 | 110.65 | | | | | | | | | | | | | | | | | | | | |
| 4 | F 3 | - - - - - - - - - - 2 - - - - - - - - - - - - - - 2 - - | 4 | 100.12 | 104.12 | | | | | | | | | | | | | | | | | | | | |
| | SF | Split Time 1 31.36 | Split Time 2 78.45 | | | | | | | | | | | | | | | | | | | | | | |
| | F | Split Time 1 31.96 | Split Time 2 69.89 | | | | | | | | | | | | | | | | | | | | | | |
| 4 | 17 | TAKESHITA Yuriko | JPN | 219.30 | | | | | | | | | | | | | | | | | | | | | |
| 1 | SF 6 | - | 0 | 107.86 | 107.86 | | | | | | | | | | | | | | | | | | | | |
| 5 | F 5 | - 2 - - - - 2 - - - | 4 | 107.44 | 111.44 | | | | | | | | | | | | | | | | | | | | |
| | SF | Split Time 1 32.36 | Split Time 2 77.23 | | | | | | | | | | | | | | | | | | | | | | |
| | F | Split Time 1 32.31 | Split Time 2 75.38 | | | | | | | | | | | | | | | | | | | | | | |
| 5 | 13 | STANUCH Agnieszka | POL | 221.08 | | | | | | | | | | | | | | | | | | | | | |
| 8 | SF 9 | - - - - - - - - - - - - - - 2 - - - - - - - - - - - - | 2 | 114.46 | 116.46 | | | | | | | | | | | | | | | | | | | | |
| 2 | F 4 | - - - - - - - - - 2 - - - - - - - - - - - - - - - - - | 2 | 102.62 | 104.62 | | | | | | | | | | | | | | | | | | | | |
| | SF | Split Time 1 42.97 | Split Time 2 83.86 | | | | | | | | | | | | | | | | | | | | | | |
| | F | Split Time 1 31.57 | Split Time 2 73.11 | | | | | | | | | | | | | | | | | | | | | | |
| 6 | 12 | HERDE Ariane | NED | 231.99 | | | | | | | | | | | | | | | | | | | | | |
| 3 | SF 10 | - - - - - - 2 - - - - - 2 - - - - - - - - - - - - - - | 4 | 113.60 | 117.60 | | | | | | | | | | | | | | | | | | | | |
| 1 | F 6 | - - - - - 2 - - - - - - - - - 2 - 2 - - - - - - - - - | 6 | 108.39 | 114.39 | | | | | | | | | | | | | | | | | | | | |
| | SF | Split Time 1 32.95 | Split Time 2 83.32 | | | | | | | | | | | | | | | | | | | | | | |
| | F | Split Time 1 29.65 | Split Time 2 74.52 | | | | | | | | | | | | | | | | | | | | | | |
| 7 | 9 | FER Emilie | FRA | 251.96 | | | | | | | | | | | | | | | | | | | | | |
| 11 | SF 2 | - 2 - - - - | 2 | 96.50 | 98.50 | | | | | | | | | | | | | | | | | | | | |
| 9 | F 7 | - - - - - - - - 50 - - - - - - - - 2 - - - - 2 - - - | 54 | 99.46 | 153.46 | | | | | | | | | | | | | | | | | | | | |
| | SF | Split Time 1 29.01 | Split Time 2 67.47 | | | | | | | | | | | | | | | | | | | | | | |
| | F | Split Time 1 28.66 | Split Time 2 70.02 | | | | | | | | | | | | | | | | | | | | | | |



RACE ANALYSIS

成绩分析 / ANALYSE DE LA COURSE

| Rk. | Bib No. | Name | NOC Code | Phase Total | | | | | | | | | | | | | | | | | | | | | | | |
|--------------|---------|---------------------------------|--------------|-------------|----------|-----------|----|-------|---|---|--------------|----|--------------|----|----|----|----|-------|----|----|----|----|----|-----------|----------|-----------|--------|
| | | | | Pen. Sec. | Run Time | Run Total | | | | | | | | | | | | | | | | | | | | | |
| Start Order | Ph./Run | Rk | 1 | 2 | 3 | 4 | 5 | 6 | 7 | 8 | 9 | 10 | 11 | 12 | 13 | 14 | 15 | 16 | 17 | 18 | 19 | 20 | 21 | Pen. Sec. | Run Time | Run Total | |
| Split Time 1 | | | | | | | | | | | Split Time 2 | | | | | | | | | | | | | | | | |
| 8 | 16 | CORRIE Heather | USA | | | | | | | | | | | | | | | | | | | | | | | | |
| 6 | SF | 8 | - | - | - | - | - | - | 2 | - | - | - | - | - | - | - | - | - | - | - | - | - | - | - | 2 | 112.51 | 114.51 |
| 3 | F | 8 | - | - | - | - | 50 | - | - | - | - | - | - | - | 2 | - | - | - | - | - | - | - | - | - | 52 | 104.37 | 156.37 |
| | SF | | Split Time 1 | | | | | 34.22 | | | | | Split Time 2 | | | | | 81.27 | | | | | | | | | |
| | F | | Split Time 1 | | | | | 26.11 | | | | | Split Time 2 | | | | | 75.22 | | | | | | | | | |
| 9 | 1 | HILGERTOVA Stepanka | CZE | | | | | | | | | | | | | | | | | | | | | | | | |
| 13 | SF | 3 | - | - | - | - | - | - | - | - | - | - | - | - | - | - | - | - | - | 2 | 2 | - | - | 4 | 97.78 | 101.78 | |
| 8 | F | 9 | - | - | - | 50 | 50 | 50 | - | - | - | - | - | - | - | - | - | - | - | - | - | - | - | 150 | 92.63 | 242.63 | |
| | SF | | Split Time 1 | | | | | 28.41 | | | | | Split Time 2 | | | | | 66.82 | | | | | | | | | |
| | F | | Split Time 1 | | | | | 26.11 | | | | | Split Time 2 | | | | | 63.78 | | | | | | | | | |
| 10 | 10 | GIAI PRON Maria Cristina | ITA | | | | | | | | | | | | | | | | | | | | | | | | |
| 7 | SF | 5 | - | - | - | - | - | - | - | - | - | - | - | - | - | - | - | - | - | 2 | - | - | 2 | 2 | 102.52 | 104.52 | |
| 6 | F | 10 | - | - | - | 50 | 50 | - | - | - | - | - | - | 2 | - | 50 | - | - | - | - | - | 2 | - | 154 | 97.26 | 251.26 | |
| | SF | | Split Time 1 | | | | | 30.58 | | | | | Split Time 2 | | | | | 71.44 | | | | | | | | | |
| | F | | Split Time 1 | | | | | 25.50 | | | | | Split Time 2 | | | | | 66.32 | | | | | | | | | |
| 11 | 14 | FEREKIDI Maria | GRE | | | | | | | | | | | | | | | | | | | | | | | | |
| 4 | SF | 11 | - | - | - | - | - | - | - | - | - | - | - | - | - | - | - | - | - | 2 | - | - | 2 | 2 | 116.99 | 118.99 | |
| | SF | | Split Time 1 | | | | | 30.03 | | | | | Split Time 2 | | | | | 72.59 | | | | | | | | | |
| 12 | 20 | LUKICHEVA Yekaterina | KAZ | | | | | | | | | | | | | | | | | | | | | | | | |
| 5 | SF | 12 | - | - | - | - | - | - | - | - | - | - | 2 | - | - | - | - | - | - | - | - | - | - | 2 | 126.08 | 128.08 | |
| | SF | | Split Time 1 | | | | | 34.18 | | | | | Split Time 2 | | | | | 91.29 | | | | | | | | | |
| 13 | 6 | LI Jingjing | CHN | | | | | | | | | | | | | | | | | | | | | | | | |
| 14 | SF | 13 | - | - | 2 | - | 50 | - | - | - | - | - | 2 | - | - | - | - | - | - | - | - | - | - | 54 | 107.79 | 161.79 | |
| | SF | | Split Time 1 | | | | | 39.92 | | | | | Split Time 2 | | | | | 77.06 | | | | | | | | | |
| 14 | 21 | DE PAULA Poliana | BRA | | | | | | | | | | | | | | | | | | | | | | | | |
| 2 | SF | 14 | - | - | - | - | - | - | - | - | - | - | 2 | - | - | - | - | - | - | - | - | - | 50 | 52 | 116.29 | 168.29 | |
| | SF | | Split Time 1 | | | | | 38.09 | | | | | Split Time 2 | | | | | 82.61 | | | | | | | | | |



RACE ANALYSIS

成绩分析 / ANALYSE DE LA COURSE

| Rk. | Bib No. | | Name | NOC Code | Phase Total | | | | | | | | | | | | | | | | | | | | | | | | |
|-----|-------------|---------|-------------------|----------|-------------------------|-----------|----------|-----------|---|---|---|---|---|----|-------------------------|----|----|----|----|----|----|----|----|----|----|---|-----|--------|--------|
| | Start Order | Ph./Run | | | Rk | Pen. Sec. | Run Time | Run Total | | | | | | | | | | | | | | | | | | | | | |
| | | | | | 1 | 2 | 3 | 4 | 5 | 6 | 7 | 8 | 9 | 10 | 11 | 12 | 13 | 14 | 15 | 16 | 17 | 18 | 19 | 20 | 21 | | | | |
| | | | | | Split Time 1 | | | | | | | | | | Split Time 2 | | | | | | | | | | | | | | |
| 15 | 2 | | BONGARDT Jennifer | GER | | | | | | | | | | | | | | | | | | | | | | | | | 203.29 |
| | 12 | SF | 15 | | - | - | 50 | - | - | - | - | - | - | - | - | 2 | - | 50 | - | - | - | - | - | - | - | - | 102 | 101.29 | 203.29 |
| | | SF | | | Split Time 1 30.53 | | | | | | | | | | Split Time 2 71.09 | | | | | | | | | | | | | | |

Gate Summary

| | | | | | | | | | | | | | | | | | | | | | |
|---------|---|---|---|---|---|---|---|---|---|----|----|----|----|----|----|----|----|----|----|----|----|
| | 1 | 2 | 3 | 4 | 5 | 6 | 7 | 8 | 9 | 10 | 11 | 12 | 13 | 14 | 15 | 16 | 17 | 18 | 19 | 20 | 21 |
| Touched | 0 | 0 | 1 | 0 | 2 | 1 | 3 | 0 | 0 | 0 | 1 | 5 | 3 | 1 | 1 | 1 | 0 | 3 | 6 | 2 | 0 |
| Missed | 0 | 0 | 1 | 2 | 4 | 1 | 1 | 0 | 0 | 0 | 0 | 0 | 1 | 1 | 0 | 0 | 0 | 0 | 1 | 0 | |

Legend:
 Ph./Run - Phase or Run number Bib No. - Bib Number Rk - Rank Pen. Sec. - Penalty Second Pts - Points
 SF - Semifinal F - Final



OFFICIAL COMMUNICATION

官方通告 / COMMUNICATION OFFICIELLE

Item: 8

**Weather Condition
Race Postponed**

Decision:

The Competition of K1W semifinal will be postponed due to the lightning storm

Issued by: Chief Judge
Time: 15:35
Date: 14 AUG 2008

This decision affects:

RESULTS
SCHEDULE
OTHER

| |
|-------------------------------------|
| <input type="checkbox"/> |
| <input checked="" type="checkbox"/> |
| <input type="checkbox"/> |

Note:



OFFICIAL COMMUNICATION

官方通告 / COMMUNICATION OFFICIELLE

Item: 9

**Chief Judge Decision
Race Postponed**

Decision:

The Competition of K1W Semifinal / C2 Final / K1W Final will be postponed to 15.08.2008 due to lightning. The updated schedule will be distributed by 18:30 today.

Issued by: Chief Judge
Time: 16:30
Date: 14 AUG 2008

This decision affects:

RESULTS
SCHEDULE
OTHER

| |
|-------------------------------------|
| <input type="checkbox"/> |
| <input checked="" type="checkbox"/> |
| <input type="checkbox"/> |

Note:



OFFICIAL COMMUNICATION

官方通告 / COMMUNICATION OFFICIELLE

Item: 10

**Rescheduling of Competition
Chief Judge Decision**

Decision:
Rescheduling of the K1W Semifinal / C2M Final / K1W Final because of postponement.

15:00 - 15:37 Women's K1 Kayak Single Semifinal
16:12 - 16:27 Men's C2 Canoe Double Final
16:37 - 17:02 Women's K1 Kayak Single Final

Explanation:
Lightning and Thunderstorm interrupt the session on day 14th of August.

Issued by: Chief Judge
Time: 18:05
Date: 14 AUG 2008

This decision affects:

| | |
|----------|-------------------------------------|
| RESULTS | <input type="checkbox"/> |
| SCHEDULE | <input checked="" type="checkbox"/> |
| OTHER | <input type="checkbox"/> |

Note:



OFFICIAL COMMUNICATION

官方通告 / COMMUNICATION OFFICIELLE

Item: 11

**K1W Semifinal
Chief Judge Decision**

Decision:
A protest is in process. The official result will be postponed

Issued by: Chief Judge
Time: 15:57
Date: 15 AUG 2008

This decision affects:

| | |
|----------|-------------------------------------|
| RESULTS | <input checked="" type="checkbox"/> |
| SCHEDULE | <input type="checkbox"/> |
| OTHER | <input type="checkbox"/> |

Note:



OFFICIAL COMMUNICATION

官方通告 / COMMUNICATION OFFICIELLE

Item: 12

**K1W Semifinal
Chief Judge Decision**

Decision:

Bib number 3 to modify penalty gate 11 from 2 to 0

Bib number 6 to modify penalty gate 5 from 0 to 50

Explanation:

Chief Judge overrule due to video observation / clarification

Issued by: Chief Judge
Time: 16:00
Date: 15 AUG 2008

This decision affects:

RESULTS
SCHEDULE
OTHER

Note:



RESULTS LIST

成绩单 / LISTE DES RÉSULTATS

| Rk | Bib No. | Name | NOC Code | 1 st Run | | | | 2 nd Run | | | | Total | |
|----|---------|--------------------|----------|---------------------|-----------|------------|----|---------------------|-----------|------------|----|--------|--------|
| | | | | Time | Pen. Sec. | Total Time | Rk | Time | Pen. Sec. | Total Time | Rk | Time | Behind |
| 1 | 1 | MARTIKAN Michal | SVK | 85.13 | 0 | 85.13 | 1 | 85.02 | 0 | 85.02 | 3 | 170.15 | 0.00 |
| 2 | 6 | BENZIEN Jan | GER | 85.92 | 0 | 85.92 | 3 | 84.58 | 0 | 84.58 | 2 | 170.50 | +0.35 |
| 3 | 4 | FLORENCE David | GBR | 89.47 | 0 | 89.47 | 7 | 82.16 | 0 | 82.16 | 1 | 171.63 | +1.48 |
| 4 | 5 | JEZEK Stanislav | CZE | 85.69 | 0 | 85.69 | 2 | 86.40 | 0 | 86.40 | 7 | 172.09 | +1.94 |
| 5 | 10 | ELOSEGUI Ander | ESP | 87.00 | 0 | 87.00 | 4 | 85.47 | 0 | 85.47 | 4 | 172.47 | +2.32 |
| 6 | 2 | ESTANGUET Tony | FRA | 87.99 | 2 | 89.99 | 8 | 86.09 | 0 | 86.09 | 6 | 176.08 | +5.93 |
| 7 | 3 | BELL Robin | AUS | 88.86 | 0 | 88.86 | 6 | 87.59 | 0 | 87.59 | 9 | 176.45 | +6.30 |
| 8 | 7 | TSAKMAKIS Christos | GRE | 91.53 | 0 | 91.53 | 10 | 86.01 | 0 | 86.01 | 5 | 177.54 | +7.39 |
| 9 | 13 | LIPATOV Alexander | RUS | 87.65 | 0 | 87.65 | 5 | 90.51 | 0 | 90.51 | 11 | 178.16 | +8.01 |
| 10 | 9 | FRAKER Benn | USA | 89.97 | 2 | 91.97 | 11 | 87.47 | 0 | 87.47 | 8 | 179.44 | +9.29 |
| 11 | 15 | FENG Liming | CHN | 91.44 | 0 | 91.44 | 9 | 90.55 | 0 | 90.55 | 12 | 181.99 | +11.84 |
| 12 | 8 | BIERYT Krzysztof | POL | 91.39 | 4 | 95.39 | 14 | 87.90 | 0 | 87.90 | 10 | 183.29 | +13.14 |
| 13 | 12 | CARTWRIGHT James | CAN | 93.83 | 0 | 93.83 | 12 | 90.80 | 0 | 90.80 | 13 | 184.63 | +14.48 |
| 14 | 11 | HANEDA Takuya | JPN | 92.08 | 2 | 94.08 | 13 | 90.24 | 2 | 92.24 | 14 | 186.32 | +16.17 |
| 15 | 14 | MUJCINOVIC Emir | CRO | 93.41 | 2 | 95.41 | 15 | 89.90 | 4 | 93.90 | 15 | 189.31 | +19.16 |
| 16 | 16 | CELE Siboniso | RSA | 112.51 | 50 | 162.51 | 16 | 98.42 | 2 | 100.42 | 16 | 262.93 | +92.78 |

Note: According to the ICF rules competitors who successfully completed at least one run are ranked
First 12 qualified to semifinal

Legend:

Rk - Rank Bib No. - Bib Number Pen. Sec. - Penalty Second



SY ROWING-CANOEING PARK CANOE / KAYAK SLALOM RACING

顺义奥林匹克水上公园 皮划艇-激流回旋分项 / CANOE / KAYAK SLALOM

PO DE SHUNYI

CANOE SINGLE (C1) MEN

男子单人划艇 / CANOË MONOPLACE (C1) HOMME

HEATS - 1ST AND 2ND RUN

预赛第1、2轮 / ELIMINATOIRES - 1ÈRE ET 2ÈME MANCHES



RACE ANALYSIS

成绩分析 / ANALYSE DE LA COURSE

| Rk. | Bib No. | Name | NOC Code | Phase Total | | | | | | | | | | | | | | | | | | | | | | | | | | | | | |
|-------------|---------|------------------------|--------------|-------------|----------|-----------|---|---|---|---|---|----|--------------|-------|----------------|----|----|----|----|----|----|----|----------------|-----------|----------|-----------|--------|-------|--|--|--|--|--|
| | | | | Pen. Sec. | Run Time | Run Total | | | | | | | | | | | | | | | | | | | | | | | | | | | |
| Start Order | Ph./Run | Rk | 1 | 2 | 3 | 4 | 5 | 6 | 7 | 8 | 9 | 10 | 11 | 12 | 13 | 14 | 15 | 16 | 17 | 18 | 19 | 20 | 21 | Pen. Sec. | Run Time | Run Total | | | | | | | |
| | | | | | | | | | | | | | | | Split Time 1 ↑ | | | | | | | | Split Time 2 ↑ | | | | | | | | | | |
| 1 | 1 | MARTIKAN Michal | SVK | | | | | | | | | | | | | | | | | | | | | | | | 170.15 | | | | | | |
| 16 | H1 | 1 | - | - | - | - | - | - | - | - | - | - | - | - | - | - | - | - | - | - | - | - | - | - | - | 0 | 85.13 | 85.13 | | | | | |
| 16 | H2 | 3 | - | - | - | - | - | - | - | - | - | - | - | - | - | - | - | - | - | - | - | - | - | - | - | 0 | 85.02 | 85.02 | | | | | |
| | H1 | | Split Time 1 | 27.87 | | | | | | | | | Split Time 2 | 59.39 | | | | | | | | | | | | | | | | | | | |
| | H2 | | Split Time 1 | 27.92 | | | | | | | | | Split Time 2 | 58.80 | | | | | | | | | | | | | | | | | | | |
| 2 | 6 | BENZIEN Jan | GER | | | | | | | | | | | | | | | | | | | | | | | | 170.50 | | | | | | |
| 11 | H1 | 3 | - | - | - | - | - | - | - | - | - | - | - | - | - | - | - | - | - | - | - | - | - | - | - | 0 | 85.92 | 85.92 | | | | | |
| 11 | H2 | 2 | - | - | - | - | - | - | - | - | - | - | - | - | - | - | - | - | - | - | - | - | - | - | - | 0 | 84.58 | 84.58 | | | | | |
| | H1 | | Split Time 1 | 28.66 | | | | | | | | | Split Time 2 | 60.31 | | | | | | | | | | | | | | | | | | | |
| | H2 | | Split Time 1 | 27.81 | | | | | | | | | Split Time 2 | 61.82 | | | | | | | | | | | | | | | | | | | |
| 3 | 4 | FLORENCE David | GBR | | | | | | | | | | | | | | | | | | | | | | | | 171.63 | | | | | | |
| 13 | H1 | 7 | - | - | - | - | - | - | - | - | - | - | - | - | - | - | - | - | - | - | - | - | - | - | - | 0 | 89.47 | 89.47 | | | | | |
| 13 | H2 | 1 | - | - | - | - | - | - | - | - | - | - | - | - | - | - | - | - | - | - | - | - | - | - | - | 0 | 82.16 | 82.16 | | | | | |
| | H1 | | Split Time 1 | 28.83 | | | | | | | | | Split Time 2 | 61.50 | | | | | | | | | | | | | | | | | | | |
| | H2 | | Split Time 1 | 27.45 | | | | | | | | | Split Time 2 | 56.85 | | | | | | | | | | | | | | | | | | | |
| 4 | 5 | JEZEK Stanislav | CZE | | | | | | | | | | | | | | | | | | | | | | | | 172.09 | | | | | | |
| 12 | H1 | 2 | - | - | - | - | - | - | - | - | - | - | - | - | - | - | - | - | - | - | - | - | - | - | - | 0 | 85.69 | 85.69 | | | | | |
| 12 | H2 | 7 | - | - | - | - | - | - | - | - | - | - | - | - | - | - | - | - | - | - | - | - | - | - | - | 0 | 86.40 | 86.40 | | | | | |
| | H1 | | Split Time 1 | 28.22 | | | | | | | | | Split Time 2 | 60.04 | | | | | | | | | | | | | | | | | | | |
| | H2 | | Split Time 1 | 29.09 | | | | | | | | | Split Time 2 | 60.38 | | | | | | | | | | | | | | | | | | | |
| 5 | 10 | ELOSEGUI Ander | ESP | | | | | | | | | | | | | | | | | | | | | | | | 172.47 | | | | | | |
| 7 | H1 | 4 | - | - | - | - | - | - | - | - | - | - | - | - | - | - | - | - | - | - | - | - | - | - | - | 0 | 87.00 | 87.00 | | | | | |
| 7 | H2 | 4 | - | - | - | - | - | - | - | - | - | - | - | - | - | - | - | - | - | - | - | - | - | - | - | 0 | 85.47 | 85.47 | | | | | |
| | H1 | | Split Time 1 | 29.36 | | | | | | | | | Split Time 2 | 60.10 | | | | | | | | | | | | | | | | | | | |
| | H2 | | Split Time 1 | 28.02 | | | | | | | | | Split Time 2 | 58.82 | | | | | | | | | | | | | | | | | | | |
| 6 | 2 | ESTANGUET Tony | FRA | | | | | | | | | | | | | | | | | | | | | | | | 176.08 | | | | | | |
| 15 | H1 | 8 | - | - | - | 2 | - | - | - | - | - | - | - | - | - | - | - | - | - | - | - | - | - | - | - | 2 | 87.99 | 89.99 | | | | | |
| 15 | H2 | 6 | - | - | - | - | - | - | - | - | - | - | - | - | - | - | - | - | - | - | - | - | - | - | - | 0 | 86.09 | 86.09 | | | | | |
| | H1 | | Split Time 1 | 28.62 | | | | | | | | | Split Time 2 | 60.72 | | | | | | | | | | | | | | | | | | | |
| | H2 | | Split Time 1 | 27.54 | | | | | | | | | Split Time 2 | 57.35 | | | | | | | | | | | | | | | | | | | |
| 7 | 3 | BELL Robin | AUS | | | | | | | | | | | | | | | | | | | | | | | | 176.45 | | | | | | |
| 14 | H1 | 6 | - | - | - | - | - | - | - | - | - | - | - | - | - | - | - | - | - | - | - | - | - | - | - | 0 | 88.86 | 88.86 | | | | | |
| 14 | H2 | 9 | - | - | - | - | - | - | - | - | - | - | - | - | - | - | - | - | - | - | - | - | - | - | - | 0 | 87.59 | 87.59 | | | | | |
| | H1 | | Split Time 1 | 30.84 | | | | | | | | | Split Time 2 | 62.26 | | | | | | | | | | | | | | | | | | | |
| | H2 | | Split Time 1 | 29.52 | | | | | | | | | Split Time 2 | 64.91 | | | | | | | | | | | | | | | | | | | |



RACE ANALYSIS

成绩分析 / ANALYSE DE LA COURSE

| Rk. | Bib No. | Name | NOC Code | Phase Total | | | | | | | | | | | | | | | | | | | | | | | |
|--------------|---------|---------------------------|--------------|-------------|----------|-----------|---|--------------|---|---|--------------|----|----|----|----|----|----|----|----|----|----|----|----|-----------|----------|-----------|---------------|
| | | | | Pen. Sec. | Run Time | Run Total | | | | | | | | | | | | | | | | | | | | | |
| Start Order | Ph./Run | Rk | 1 | 2 | 3 | 4 | 5 | 6 | 7 | 8 | 9 | 10 | 11 | 12 | 13 | 14 | 15 | 16 | 17 | 18 | 19 | 20 | 21 | Pen. Sec. | Run Time | Run Total | |
| Split Time 1 | | | | | | | | | | | Split Time 2 | | | | | | | | | | | | | | | | |
| 8 | 7 | TSAKMAKIS Christos | GRE | | | | | | | | | | | | | | | | | | | | | | | | 177.54 |
| 10 | H1 | 10 | - | - | - | - | - | - | - | - | - | - | - | - | - | - | - | - | - | - | - | - | - | - | 0 | 91.53 | 91.53 |
| 10 | H2 | 5 | - | - | - | - | - | - | - | - | - | - | - | - | - | - | - | - | - | - | - | - | - | 0 | 86.01 | 86.01 | |
| | H1 | | Split Time 1 | | | | | Split Time 2 | | | | | | | | | | | | | | | | | | | |
| | H2 | | Split Time 1 | | | | | Split Time 2 | | | | | | | | | | | | | | | | | | | |
| | | | 29.99 | | | | | 62.67 | | | | | | | | | | | | | | | | | | | |
| | | | 29.36 | | | | | 59.96 | | | | | | | | | | | | | | | | | | | |
| 9 | 13 | LIPATOV Alexander | RUS | | | | | | | | | | | | | | | | | | | | | | | | 178.16 |
| 4 | H1 | 5 | - | - | - | - | - | - | - | - | - | - | - | - | - | - | - | - | - | - | - | - | - | 0 | 87.65 | 87.65 | |
| 4 | H2 | 11 | - | - | - | - | - | - | - | - | - | - | - | - | - | - | - | - | - | - | - | - | - | 0 | 90.51 | 90.51 | |
| | H1 | | Split Time 1 | | | | | Split Time 2 | | | | | | | | | | | | | | | | | | | |
| | H2 | | Split Time 1 | | | | | Split Time 2 | | | | | | | | | | | | | | | | | | | |
| | | | 28.72 | | | | | 60.21 | | | | | | | | | | | | | | | | | | | |
| | | | 29.76 | | | | | 63.60 | | | | | | | | | | | | | | | | | | | |
| 10 | 9 | FRAKER Benn | USA | | | | | | | | | | | | | | | | | | | | | | | | 179.44 |
| 8 | H1 | 11 | - | - | - | - | - | - | - | - | - | 2 | - | - | - | - | - | - | - | - | - | - | - | 2 | 89.97 | 91.97 | |
| 8 | H2 | 8 | - | - | - | - | - | - | - | - | - | - | - | - | - | - | - | - | - | - | - | - | - | 0 | 87.47 | 87.47 | |
| | H1 | | Split Time 1 | | | | | Split Time 2 | | | | | | | | | | | | | | | | | | | |
| | H2 | | Split Time 1 | | | | | Split Time 2 | | | | | | | | | | | | | | | | | | | |
| | | | 30.99 | | | | | 63.14 | | | | | | | | | | | | | | | | | | | |
| | | | 28.49 | | | | | 59.79 | | | | | | | | | | | | | | | | | | | |
| 11 | 15 | FENG Liming | CHN | | | | | | | | | | | | | | | | | | | | | | | | 181.99 |
| 2 | H1 | 9 | - | - | - | - | - | - | - | - | - | - | - | - | - | - | - | - | - | - | - | - | - | 0 | 91.44 | 91.44 | |
| 2 | H2 | 12 | - | - | - | - | - | - | - | - | - | - | - | - | - | - | - | - | - | - | - | - | - | 0 | 90.55 | 90.55 | |
| | H1 | | Split Time 1 | | | | | Split Time 2 | | | | | | | | | | | | | | | | | | | |
| | H2 | | Split Time 1 | | | | | Split Time 2 | | | | | | | | | | | | | | | | | | | |
| | | | 29.64 | | | | | 63.86 | | | | | | | | | | | | | | | | | | | |
| | | | 30.35 | | | | | 63.67 | | | | | | | | | | | | | | | | | | | |
| 12 | 8 | BIERYT Krzysztof | POL | | | | | | | | | | | | | | | | | | | | | | | | 183.29 |
| 9 | H1 | 14 | - | - | - | - | - | - | - | - | - | - | - | - | - | - | - | - | - | - | 2 | - | 2 | 4 | 91.39 | 95.39 | |
| 9 | H2 | 10 | - | - | - | - | - | - | - | - | - | - | - | - | - | - | - | - | - | - | - | - | - | 0 | 87.90 | 87.90 | |
| | H1 | | Split Time 1 | | | | | Split Time 2 | | | | | | | | | | | | | | | | | | | |
| | H2 | | Split Time 1 | | | | | Split Time 2 | | | | | | | | | | | | | | | | | | | |
| | | | 29.99 | | | | | 61.77 | | | | | | | | | | | | | | | | | | | |
| | | | 28.42 | | | | | 61.42 | | | | | | | | | | | | | | | | | | | |
| 13 | 12 | CARTWRIGHT James | CAN | | | | | | | | | | | | | | | | | | | | | | | | 184.63 |
| 5 | H1 | 12 | - | - | - | - | - | - | - | - | - | - | - | - | - | - | - | - | - | - | - | - | - | 0 | 93.83 | 93.83 | |
| 5 | H2 | 13 | - | - | - | - | - | - | - | - | - | - | - | - | - | - | - | - | - | - | - | - | - | 0 | 90.80 | 90.80 | |
| | H1 | | Split Time 1 | | | | | Split Time 2 | | | | | | | | | | | | | | | | | | | |
| | H2 | | Split Time 1 | | | | | Split Time 2 | | | | | | | | | | | | | | | | | | | |
| | | | 31.24 | | | | | 66.38 | | | | | | | | | | | | | | | | | | | |
| | | | 29.63 | | | | | 64.12 | | | | | | | | | | | | | | | | | | | |
| 14 | 11 | HANEDA Takuya | JPN | | | | | | | | | | | | | | | | | | | | | | | | 186.32 |
| 6 | H1 | 13 | - | - | - | - | - | - | - | - | - | - | - | - | - | - | - | - | - | - | - | 2 | - | 2 | 92.08 | 94.08 | |
| 6 | H2 | 14 | - | - | - | 2 | - | - | - | - | - | - | - | - | - | - | - | - | - | - | - | - | - | 2 | 90.24 | 92.24 | |
| | H1 | | Split Time 1 | | | | | Split Time 2 | | | | | | | | | | | | | | | | | | | |
| | H2 | | Split Time 1 | | | | | Split Time 2 | | | | | | | | | | | | | | | | | | | |
| | | | 30.75 | | | | | 63.00 | | | | | | | | | | | | | | | | | | | |
| | | | 30.56 | | | | | 62.30 | | | | | | | | | | | | | | | | | | | |



RACE ANALYSIS

成绩分析 / ANALYSE DE LA COURSE

| Rk. | Bib No. | | Name | | | | | | | | | | | | | | | | | | | NOC Code | Phase Total | | | |
|-----|-------------|---------|------|---|---|---|---|---|---|---|---|---|----|----|----|----|----|----|----|----|----|----------|-------------|----|----|-----------|
| | Start Order | Ph./Run | Rk | 1 | 2 | 3 | 4 | 5 | 6 | 7 | 8 | 9 | 10 | 11 | 12 | 13 | 14 | 15 | 16 | 17 | 18 | | 19 | 20 | 21 | Pen. Sec. |

| | | | | | | | | | | | | | | | | | | | | | | | | | | | | | |
|----|----|------------------------|----|--------------|---|---|---|---|---|---|-------|--------------|---|---|---|---|---|---|-------|---|---|---|-----|---------------|---|---|----|--------|--------|
| 15 | 14 | MUJCINOVIC Emir | | | | | | | | | | | | | | | | | | | | | CRO | 189.31 | | | | | |
| | 3 | H1 | 15 | - | - | - | - | - | - | - | - | - | - | - | - | - | - | 2 | - | - | - | - | - | - | - | - | 2 | 93.41 | 95.41 |
| | 3 | H2 | 15 | - | - | - | - | - | 2 | - | - | - | - | - | - | - | 2 | - | - | - | - | - | - | - | - | - | 4 | 89.90 | 93.90 |
| | | H1 | | Split Time 1 | | | | | | | 30.82 | Split Time 2 | | | | | | | 64.73 | | | | | | | | | | |
| | | H2 | | Split Time 1 | | | | | | | 30.15 | Split Time 2 | | | | | | | 62.42 | | | | | | | | | | |
| 16 | 16 | CELE Siboniso | | | | | | | | | | | | | | | | | | | | | RSA | 262.93 | | | | | |
| | 1 | H1 | 16 | - | - | - | - | - | - | - | - | - | - | - | - | - | - | - | 50 | - | - | - | - | - | - | - | 50 | 112.51 | 162.51 |
| | 1 | H2 | 16 | - | - | - | - | - | - | - | - | - | - | - | - | - | - | - | - | - | - | 2 | - | - | - | - | 2 | 98.42 | 100.42 |
| | | H1 | | Split Time 1 | | | | | | | 30.76 | Split Time 2 | | | | | | | 74.37 | | | | | | | | | | |
| | | H2 | | Split Time 1 | | | | | | | 30.26 | Split Time 2 | | | | | | | 66.45 | | | | | | | | | | |

| Gate Summary | 1 | 2 | 3 | 4 | 5 | 6 | 7 | 8 | 9 | 10 | 11 | 12 | 13 | 14 | 15 | 16 | 17 | 18 | 19 | 20 | 21 |
|--------------|---|---|---|---|---|---|---|---|---|----|----|----|----|----|----|----|----|----|----|----|----|
| Touched | 0 | 0 | 0 | 2 | 0 | 1 | 0 | 0 | 0 | 0 | 0 | 2 | 1 | 0 | 0 | 0 | 0 | 1 | 1 | 1 | 1 |
| Missed | 0 | 0 | 0 | 0 | 0 | 0 | 0 | 0 | 0 | 0 | 0 | 0 | 0 | 0 | 1 | 0 | 0 | 0 | 0 | 0 | 0 |

Legend:

Ph./Run - Phase or Run number Bib No. - Bib Number Rk - Rank Pen. Sec. - Penalty Second Pts - Points
 H1 - Heat 1st Run H2 - Heat 2nd Run



RESULTS LIST

成绩单 / LISTE DES RÉSULTATS

| Rank | Bib No. | Name | NOC Code | Time | Penalty Seconds | Total Time | Behind |
|------|---------|--------------------|----------|-------|-----------------|--------------|--------|
| 1 | 1 | MARTIKAN Michal | SVK | 86.92 | 2 | 88.92 | 0.00 |
| 2 | 5 | JEZEK Stanislav | CZE | 89.85 | 0 | 89.85 | +0.93 |
| 3 | 8 | BIERYT Krzysztof | POL | 90.08 | 0 | 90.08 | +1.16 |
| 4 | 4 | FLORENCE David | GBR | 88.46 | 2 | 90.46 | +1.54 |
| 5 | 3 | BELL Robin | AUS | 89.16 | 2 | 91.16 | +2.24 |
| 6 | 7 | TSAKMAKIS Christos | GRE | 90.18 | 2 | 92.18 | +3.26 |
| 7 | 10 | ELOSEGUI Ander | ESP | 90.19 | 2 | 92.19 | +3.27 |
| 8 | 9 | FRAKER Benn | USA | 92.27 | 0 | 92.27 | +3.35 |
| 9 | 2 | ESTANGUET Tony | FRA | 91.92 | 2 | 93.92 | +5.00 |
| 10 | 13 | LIPATOV Alexander | RUS | 92.16 | 2 | 94.16 | +5.24 |
| 11 | 15 | FENG Liming | CHN | 92.64 | 2 | 94.64 | +5.72 |
| 12 | 6 | BENZIEN Jan | GER | 93.15 | 2 | 95.15 | +6.23 |

Note: First 8 qualified to the final

Legend:
Bib No. - Bib Number



SY ROWING-CANOEING PARK
顺义奥林匹克水上公园
PO DE SHUNYI

TUE 星期二 MAR
12 AUG 2008

CANOE / KAYAK SLALOM RACING
皮划艇-激流回旋分项 / CANOE / KAYAK SLALOM
CANOE SINGLE (C1) MEN
男子单人划艇 / CANOË MONOPLACE (C1) HOMME
FINAL
决赛 / FINALE



RESULTS LIST

成绩单 / LISTE DES RÉSULTATS

| Rk | Bib No. | Name | NOC Code | Semifinal | | | | Final | | | | Total | |
|----|---------|--------------------|----------|-----------|-----------|------------|----|--------|-----------|------------|----|--------|--------|
| | | | | Time | Pen. Sec. | Total Time | Rk | Time | Pen. Sec. | Total Time | Rk | Time | Behind |
| 1 | 1 | MARTIKAN Michal | SVK | 86.92 | 2 | 88.92 | 1 | 85.73 | 2 | 87.73 | 1 | 176.65 | 0.00 |
| 2 | 4 | FLORENCE David | GBR | 88.46 | 2 | 90.46 | 4 | 88.15 | 0 | 88.15 | 2 | 178.61 | +1.96 |
| 3 | 3 | BELL Robin | AUS | 89.16 | 2 | 91.16 | 5 | 89.43 | 0 | 89.43 | 3 | 180.59 | +3.94 |
| 4 | 10 | ELOSEGUI Ander | ESP | 90.19 | 2 | 92.19 | 7 | 87.93 | 2 | 89.93 | 4 | 182.12 | +5.47 |
| 5 | 5 | JEZEK Stanislav | CZE | 89.85 | 0 | 89.85 | 2 | 88.44 | 4 | 92.44 | 6 | 182.29 | +5.64 |
| 6 | 9 | FRAKER Benn | USA | 92.27 | 0 | 92.27 | 8 | 90.87 | 0 | 90.87 | 5 | 183.14 | +6.49 |
| 7 | 7 | TSAKMAKIS Christos | GRE | 90.18 | 2 | 92.18 | 6 | 90.49 | 4 | 94.49 | 7 | 186.67 | +10.02 |
| 8 | 8 | BIERYT Krzysztof | POL | 90.08 | 0 | 90.08 | 3 | 108.13 | 2 | 110.13 | 8 | 200.21 | +23.56 |

Legend:

Rk - Rank Bib No. - Bib Number Pen. Sec. - Penalty Second



RACE ANALYSIS

成绩分析 / ANALYSE DE LA COURSE

| Rk. | Bib No. | Name | NOC Code | Phase Total | | | | | | | | | | | | | | | | | | | | | | | | | | |
|-------------|---------|---|------------|-------------|----------|-----------|---|---|---|---|---|----|----|----|--------------|-------|----|----|----|----|----|----|----|--------------|--------------|-----------|----------|-----------|-------|---------------|
| | | | | Pen. Sec. | Run Time | Run Total | | | | | | | | | | | | | | | | | | | | | | | | |
| Start Order | Ph./Run | Rk | 1 | 2 | 3 | 4 | 5 | 6 | 7 | 8 | 9 | 10 | 11 | 12 | 13 | 14 | 15 | 16 | 17 | 18 | 19 | 20 | 21 | Split Time 1 | Split Time 2 | Pen. Sec. | Run Time | Run Total | | |
| 1 | 1 | MARTIKAN Michal | SVK | | | | | | | | | | | | | | | | | | | | | | | | | | | |
| 12 | SF 1 | - - - 2 - | | | | | | | | | | | | | | | | | | | | | | | | | 2 | 86.92 | 88.92 | |
| 8 | F 1 | - 2 - - - | | | | | | | | | | | | | | | | | | | | | | | | | 2 | 85.73 | 87.73 | |
| | SF | Split Time 1 | 26.47 | | | | | | | | | | | | Split Time 2 | 60.93 | | | | | | | | | | | | | | |
| | F | Split Time 1 | 25.29 | | | | | | | | | | | | Split Time 2 | 60.02 | | | | | | | | | | | | | | |
| 2 | 4 | FLORENCE David | GBR | | | | | | | | | | | | | | | | | | | | | | | | | | | 178.61 |
| 10 | SF 4 | - - - 2 - | | | | | | | | | | | | | | | | | | | | | | | | | | 2 | 88.46 | 90.46 |
| 5 | F 2 | - | | | | | | | | | | | | | | | | | | | | | | | | | | 0 | 88.15 | 88.15 |
| | SF | Split Time 1 | 27.20 | | | | | | | | | | | | Split Time 2 | 61.70 | | | | | | | | | | | | | | |
| | F | Split Time 1 | 25.86 | | | | | | | | | | | | Split Time 2 | 60.46 | | | | | | | | | | | | | | |
| 3 | 3 | BELL Robin | AUS | | | | | | | | | | | | | | | | | | | | | | | | | | | 180.59 |
| 6 | SF 5 | - - - - - - - - - - - - - 2 - - - - - - - - - - - - - | | | | | | | | | | | | | | | | | | | | | | | | | | 2 | 89.16 | 91.16 |
| 4 | F 3 | - | | | | | | | | | | | | | | | | | | | | | | | | | | 0 | 89.43 | 89.43 |
| | SF | Split Time 1 | 27.68 | | | | | | | | | | | | Split Time 2 | 61.87 | | | | | | | | | | | | | | |
| | F | Split Time 1 | 26.37 | | | | | | | | | | | | Split Time 2 | 63.13 | | | | | | | | | | | | | | |
| 4 | 10 | ELOSEGUI Ander | ESP | | | | | | | | | | | | | | | | | | | | | | | | | | | 182.12 |
| 8 | SF 7 | - - - - - - - - - - - - - - - 2 - - - - - - - - - - - | | | | | | | | | | | | | | | | | | | | | | | | | | 2 | 90.19 | 92.19 |
| 2 | F 4 | - 2 - - | | | | | | | | | | | | | | | | | | | | | | | | | | 2 | 87.93 | 89.93 |
| | SF | Split Time 1 | 26.63 | | | | | | | | | | | | Split Time 2 | 63.05 | | | | | | | | | | | | | | |
| | F | Split Time 1 | 25.29 | | | | | | | | | | | | Split Time 2 | 60.74 | | | | | | | | | | | | | | |
| 5 | 5 | JEZEK Stanislav | CZE | | | | | | | | | | | | | | | | | | | | | | | | | | | 182.29 |
| 9 | SF 2 | - | | | | | | | | | | | | | | | | | | | | | | | | | | 0 | 89.85 | 89.85 |
| 7 | F 6 | - - - 2 - - - - - - - - - - - 2 - - - - - - - - - - - - | | | | | | | | | | | | | | | | | | | | | | | | | | 4 | 88.44 | 92.44 |
| | SF | Split Time 1 | 26.86 | | | | | | | | | | | | Split Time 2 | 63.21 | | | | | | | | | | | | | | |
| | F | Split Time 1 | 26.05 | | | | | | | | | | | | Split Time 2 | 60.82 | | | | | | | | | | | | | | |
| 6 | 9 | FRAKER Benn | USA | | | | | | | | | | | | | | | | | | | | | | | | | | | 183.14 |
| 3 | SF 8 | - | | | | | | | | | | | | | | | | | | | | | | | | | | 0 | 92.27 | 92.27 |
| 1 | F 5 | - | | | | | | | | | | | | | | | | | | | | | | | | | | 0 | 90.87 | 90.87 |
| | SF | Split Time 1 | 28.74 | | | | | | | | | | | | Split Time 2 | 64.88 | | | | | | | | | | | | | | |
| | F | Split Time 1 | 27.91 | | | | | | | | | | | | Split Time 2 | 63.49 | | | | | | | | | | | | | | |
| 7 | 7 | TSAKMAKIS Christos | GRE | | | | | | | | | | | | | | | | | | | | | | | | | | | 186.67 |
| 5 | SF 6 | - - - - - - - - - - - - - - - 2 - - - - - - - - - - - - | | | | | | | | | | | | | | | | | | | | | | | | | | 2 | 90.18 | 92.18 |
| 3 | F 7 | - - - 2 - - - - - - - - - - - 2 - - - - - - - - - - - - | | | | | | | | | | | | | | | | | | | | | | | | | | 4 | 90.49 | 94.49 |
| | SF | Split Time 1 | 26.86 | | | | | | | | | | | | Split Time 2 | 63.39 | | | | | | | | | | | | | | |
| | F | Split Time 1 | 26.73 | | | | | | | | | | | | Split Time 2 | 64.19 | | | | | | | | | | | | | | |



RACE ANALYSIS

成绩分析 / ANALYSE DE LA COURSE

| Rk. | Bib No. | | Name | | | | | | | | | | | | | | | | | | | NOC Code | Phase Total | | | |
|-----|-------------|---------|------|---|---|---|---|---|---|---|---|---|----|----|----|----|----|----|----|----|----|----------|-------------|----|----|-----------|
| | Start Order | Ph./Run | Rk | 1 | 2 | 3 | 4 | 5 | 6 | 7 | 8 | 9 | 10 | 11 | 12 | 13 | 14 | 15 | 16 | 17 | 18 | | 19 | 20 | 21 | Pen. Sec. |

| | | | | | | | | | | | | | | | | | | | | | | | | | | | | | |
|----|----|----|----|--------------------------|---|---|---|---|-------|--------------|---|---|---|---|-------|---|---|---|---|---|---|---|-----|---|---|---------------|--------|--------|-------|
| 8 | 8 | | | BIERYT Krzysztof | | | | | | | | | | | | | | | | | | | POL | | | 200.21 | | | |
| | 1 | SF | 3 | - | - | - | - | - | - | - | - | - | - | - | - | - | - | - | - | - | - | - | - | - | - | - | 0 | 90.08 | 90.08 |
| | 6 | F | 8 | - | - | - | - | - | - | - | - | - | - | - | - | - | - | - | - | - | - | - | 2 | - | - | 2 | 108.13 | 110.13 | |
| | | SF | | Split Time 1 | | | | | 25.87 | Split Time 2 | | | | | 62.47 | | | | | | | | | | | | | | |
| | | F | | Split Time 1 | | | | | 28.75 | Split Time 2 | | | | | 79.30 | | | | | | | | | | | | | | |
| 9 | 2 | | | ESTANGUET Tony | | | | | | | | | | | | | | | | | | | FRA | | | 93.92 | | | |
| | 7 | SF | 9 | - | - | 2 | - | - | - | - | - | - | - | - | - | - | - | - | - | - | - | - | - | - | - | 2 | 91.92 | 93.92 | |
| | | SF | | Split Time 1 | | | | | 29.58 | Split Time 2 | | | | | 65.40 | | | | | | | | | | | | | | |
| 10 | 13 | | | LIPATOV Alexander | | | | | | | | | | | | | | | | | | | RUS | | | 94.16 | | | |
| | 4 | SF | 10 | - | - | - | - | - | - | - | - | - | - | - | - | - | - | - | - | - | - | 2 | - | - | - | 2 | 92.16 | 94.16 | |
| | | SF | | Split Time 1 | | | | | 26.90 | Split Time 2 | | | | | 62.93 | | | | | | | | | | | | | | |
| 11 | 15 | | | FENG Liming | | | | | | | | | | | | | | | | | | | CHN | | | 94.64 | | | |
| | 2 | SF | 11 | - | - | - | - | - | - | - | - | - | - | - | - | - | - | - | - | - | - | 2 | - | - | - | 2 | 92.64 | 94.64 | |
| | | SF | | Split Time 1 | | | | | 28.35 | Split Time 2 | | | | | 64.98 | | | | | | | | | | | | | | |
| 12 | 6 | | | BENZIEN Jan | | | | | | | | | | | | | | | | | | | GER | | | 95.15 | | | |
| | 11 | SF | 12 | - | - | - | - | - | - | - | - | - | - | - | - | - | - | - | - | - | - | 2 | - | - | - | 2 | 93.15 | 95.15 | |
| | | SF | | Split Time 1 | | | | | 29.58 | Split Time 2 | | | | | 67.21 | | | | | | | | | | | | | | |

| Gate Summary | 1 | 2 | 3 | 4 | 5 | 6 | 7 | 8 | 9 | 10 | 11 | 12 | 13 | 14 | 15 | 16 | 17 | 18 | 19 | 20 | 21 |
|--------------|---|---|---|---|---|---|---|---|---|----|----|----|----|----|----|----|----|----|----|----|----|
| Touched | 0 | 0 | 4 | 1 | 0 | 0 | 0 | 0 | 0 | 0 | 3 | 1 | 1 | 0 | 0 | 0 | 0 | 0 | 3 | 3 | 0 |
| Missed | 0 | 0 | 0 | 0 | 0 | 0 | 0 | 0 | 0 | 0 | 0 | 0 | 0 | 0 | 0 | 0 | 0 | 0 | 0 | 0 | 0 |

Legend:
 Ph./Run - Phase or Run number Bib No. - Bib Number Rk - Rank Pen. Sec. - Penalty Second Pts - Points
 SF - Semifinal F - Final



RESULTS LIST

成绩单 / LISTE DES RÉSULTATS

| Rk | Bib No. | Name | NOC Code | 1 st Run | | | | 2 nd Run | | | | Total | |
|----|---------|--|----------|---------------------|-----------|------------|----|---------------------|-----------|------------|----|--------|--------|
| | | | | Time | Pen. Sec. | Total Time | Rk | Time | Pen. Sec. | Total Time | Rk | Time | Behind |
| 1 | 1 | HOCHSCHORNER Pavol HOCHSCHORNER Peter | SVK | 93.69 | 0 | 93.69 | 1 | 93.04 | 0 | 93.04 | 2 | 186.73 | 0.00 |
| 2 | 3 | FORGIT Cedric BRAUD Martin | FRA | 96.17 | 0 | 96.17 | 4 | 92.39 | 0 | 92.39 | 1 | 188.56 | +1.83 |
| 3 | 6 | HU Minghai SHU Junrong | CHN | 95.30 | 2 | 97.30 | 5 | 93.34 | 0 | 93.34 | 3 | 190.64 | +3.91 |
| 4 | 2 | VOLF Jaroslav STEPANEK Ondrej | CZE | 91.78 | 2 | 93.78 | 2 | 93.16 | 4 | 97.16 | 5 | 190.94 | +4.21 |
| 5 | 5 | MICHEL Felix PIERSIG Sebastian | GER | 96.04 | 0 | 96.04 | 3 | 96.33 | 0 | 96.33 | 4 | 192.37 | +5.64 |
| 6 | 9 | KUZNETSOV Mikhail LARIONOV Dmitry | RUS | 96.43 | 2 | 98.43 | 7 | 97.65 | 0 | 97.65 | 6 | 196.08 | +9.35 |
| 7 | 7 | SARNA Pawel POCHWALA Marcin | POL | 98.38 | 0 | 98.38 | 6 | 100.37 | 0 | 100.37 | 8 | 198.75 | +12.02 |
| 8 | 4 | BENETTI Andrea MASOERO Erik | ITA | 100.08 | 0 | 100.08 | 9 | 102.20 | 0 | 102.20 | 9 | 202.28 | +15.55 |
| 9 | 8 | BELLOFIORE Mark MILNE Lachlan | AUS | 96.61 | 8 | 104.61 | 11 | 96.21 | 2 | 98.21 | 7 | 202.82 | +16.09 |
| 10 | 11 | SAMMA Masatoshi NAGAO Hiroyuki | JPN | 99.47 | 0 | 99.47 | 8 | 111.09 | 2 | 113.09 | 10 | 212.56 | +25.83 |
| 11 | 10 | POWELL Rick EICHFELD Casey | USA | 101.69 | 0 | 101.69 | 10 | 99.65 | 52 | 151.65 | 11 | 253.34 | +66.61 |
| 12 | 12 | NGIDI Cyprian McINTOSH Cameron | RSA | 117.83 | 2 | 119.83 | 12 | 105.37 | 52 | 157.37 | 12 | 277.20 | +90.47 |

Note: According to the ICF rules competitors who successfully completed at least one run are ranked
First 10 qualified to semifinal

Legend:

Rk - Rank Bib No. - Bib Number Pen. Sec. - Penalty Second



RACE ANALYSIS

成绩分析 / ANALYSE DE LA COURSE

| Rk. | Bib No. | Name | NOC Code | Phase Total | | | | | | | | | | | | | | | | | | | | | | | | | | | | |
|-------------|---------|--|--------------|-------------|----------|-----------|---|--------------|---|---|---|----|----|----|----|----|----|----|----|----|----|----|----|--------------|--------------|--|---------------|--------|---------------|--|--|--|
| | | | | Pen. Sec. | Run Time | Run Total | | | | | | | | | | | | | | | | | | | | | | | | | | |
| Start Order | Ph./Run | Rk | 1 | 2 | 3 | 4 | 5 | 6 | 7 | 8 | 9 | 10 | 11 | 12 | 13 | 14 | 15 | 16 | 17 | 18 | 19 | 20 | 21 | Split Time 1 | Split Time 2 | | | | | | | |
| 1 | 1 | HOCHSCHORNER Pavol / HOCHSCHORNER Peter | SVK | | | | | | | | | | | | | | | | | | | | | | | | | | 186.73 | | | |
| 12 | H1 | 1 | - | - | - | - | - | - | - | - | - | - | - | - | - | - | - | - | - | - | - | - | - | - | | | 0 | 93.69 | 93.69 | | | |
| 12 | H2 | 2 | - | - | - | - | - | - | - | - | - | - | - | - | - | - | - | - | - | - | - | - | - | - | | | 0 | 93.04 | 93.04 | | | |
| | H1 | | Split Time 1 | | | | | Split Time 2 | | | | | | | | | | | | | | | | | | | | | | | | |
| | H2 | | Split Time 1 | | | | | Split Time 2 | | | | | | | | | | | | | | | | | | | | | | | | |
| 2 | 3 | FORGIT Cedric / BRAUD Martin | FRA | | | | | | | | | | | | | | | | | | | | | | | | 188.56 | | | | | |
| 10 | H1 | 4 | - | - | - | - | - | - | - | - | - | - | - | - | - | - | - | - | - | - | - | - | - | - | | | 0 | 96.17 | 96.17 | | | |
| 10 | H2 | 1 | - | - | - | - | - | - | - | - | - | - | - | - | - | - | - | - | - | - | - | - | - | - | | | 0 | 92.39 | 92.39 | | | |
| | H1 | | Split Time 1 | | | | | Split Time 2 | | | | | | | | | | | | | | | | | | | | | | | | |
| | H2 | | Split Time 1 | | | | | Split Time 2 | | | | | | | | | | | | | | | | | | | | | | | | |
| 3 | 6 | HU Minghai / SHU Junrong | CHN | | | | | | | | | | | | | | | | | | | | | | | | 190.64 | | | | | |
| 7 | H1 | 5 | - | - | - | - | - | - | - | - | - | - | - | - | - | - | - | - | - | 2 | - | - | - | - | | | 2 | 95.30 | 97.30 | | | |
| 7 | H2 | 3 | - | - | - | - | - | - | - | - | - | - | - | - | - | - | - | - | - | - | - | - | - | - | | | 0 | 93.34 | 93.34 | | | |
| | H1 | | Split Time 1 | | | | | Split Time 2 | | | | | | | | | | | | | | | | | | | | | | | | |
| | H2 | | Split Time 1 | | | | | Split Time 2 | | | | | | | | | | | | | | | | | | | | | | | | |
| 4 | 2 | VOLF Jaroslav / STEPANEK Ondrej | CZE | | | | | | | | | | | | | | | | | | | | | | | | 190.94 | | | | | |
| 11 | H1 | 2 | - | - | - | - | - | - | - | - | - | - | - | - | - | - | - | - | - | 2 | - | - | - | - | | | 2 | 91.78 | 93.78 | | | |
| 11 | H2 | 5 | - | - | - | - | - | - | - | - | - | - | 2 | - | - | - | - | - | - | - | - | 2 | - | - | | | 4 | 93.16 | 97.16 | | | |
| | H1 | | Split Time 1 | | | | | Split Time 2 | | | | | | | | | | | | | | | | | | | | | | | | |
| | H2 | | Split Time 1 | | | | | Split Time 2 | | | | | | | | | | | | | | | | | | | | | | | | |
| 5 | 5 | MICHEL Felix / PIERSIG Sebastian | GER | | | | | | | | | | | | | | | | | | | | | | | | 192.37 | | | | | |
| 8 | H1 | 3 | - | - | - | - | - | - | - | - | - | - | - | - | - | - | - | - | - | - | - | - | - | - | | | 0 | 96.04 | 96.04 | | | |
| 8 | H2 | 4 | - | - | - | - | - | - | - | - | - | - | - | - | - | - | - | - | - | - | - | - | - | - | | | 0 | 96.33 | 96.33 | | | |
| | H1 | | Split Time 1 | | | | | Split Time 2 | | | | | | | | | | | | | | | | | | | | | | | | |
| | H2 | | Split Time 1 | | | | | Split Time 2 | | | | | | | | | | | | | | | | | | | | | | | | |
| 6 | 9 | KUZNETSOV Mikhail / LARIONOV Dmitry | RUS | | | | | | | | | | | | | | | | | | | | | | | | 196.08 | | | | | |
| 4 | H1 | 7 | - | - | - | - | - | - | 2 | - | - | - | - | - | - | - | - | - | - | - | - | - | - | - | | | 2 | 96.43 | 98.43 | | | |
| 4 | H2 | 6 | - | - | - | - | - | - | - | - | - | - | - | - | - | - | - | - | - | - | - | - | - | - | | | 0 | 97.65 | 97.65 | | | |
| | H1 | | Split Time 1 | | | | | Split Time 2 | | | | | | | | | | | | | | | | | | | | | | | | |
| | H2 | | Split Time 1 | | | | | Split Time 2 | | | | | | | | | | | | | | | | | | | | | | | | |
| 7 | 7 | SARNA Pawel / POCHWALA Marcin | POL | | | | | | | | | | | | | | | | | | | | | | | | 198.75 | | | | | |
| 6 | H1 | 6 | - | - | - | - | - | - | - | - | - | - | - | - | - | - | - | - | - | - | - | - | - | - | | | 0 | 98.38 | 98.38 | | | |
| 6 | H2 | 8 | - | - | - | - | - | - | - | - | - | - | - | - | - | - | - | - | - | - | - | - | - | - | | | 0 | 100.37 | 100.37 | | | |
| | H1 | | Split Time 1 | | | | | Split Time 2 | | | | | | | | | | | | | | | | | | | | | | | | |
| | H2 | | Split Time 1 | | | | | Split Time 2 | | | | | | | | | | | | | | | | | | | | | | | | |



RACE ANALYSIS

成绩分析 / ANALYSE DE LA COURSE

| Rk. | Bib No. | Name | NOC Code | Phase Total | | | | | | | | | | | | | | | | | | | | | | | |
|--------------|---------|---|--------------|-------------|----------|-----------|---|-------|----|--------------|---|----|--------------|----|----|----|----|-------|----|----|----|----|--------|-----------|----------|-----------|--------|
| | | | | Pen. Sec. | Run Time | Run Total | | | | | | | | | | | | | | | | | | | | | |
| Start Order | Ph./Run | Rk | 1 | 2 | 3 | 4 | 5 | 6 | 7 | 8 | 9 | 10 | 11 | 12 | 13 | 14 | 15 | 16 | 17 | 18 | 19 | 20 | 21 | Pen. Sec. | Run Time | Run Total | |
| Split Time 1 | | | | | | | | | | Split Time 2 | | | | | | | | | | | | | | | | | |
| 8 | 4 | BENETTI Andrea / MASOERO Erik | ITA | | | | | | | | | | | | | | | | | | | 0 | 100.08 | 100.08 | | | |
| 9 | H1 | 9 | - | - | - | - | - | - | - | - | - | - | - | - | - | - | - | - | - | - | - | - | - | - | 0 | 100.08 | 100.08 |
| 9 | H2 | 9 | - | - | - | - | - | - | - | - | - | - | - | - | - | - | - | - | - | - | - | - | - | - | 0 | 102.20 | 102.20 |
| | H1 | | Split Time 1 | | | | | 32.54 | | | | | Split Time 2 | | | | | 68.74 | | | | | | | | | |
| | H2 | | Split Time 1 | | | | | 33.46 | | | | | Split Time 2 | | | | | 70.63 | | | | | | | | | |
| 9 | 8 | BELLOFIORE Mark / MILNE Lachlan | AUS | | | | | | | | | | | | | | | | | | | 8 | 96.61 | 104.61 | | | |
| 5 | H1 | 11 | - | - | - | - | - | - | - | - | - | - | 2 | 2 | - | 2 | - | - | - | - | - | 2 | - | - | 8 | 96.61 | 104.61 |
| 5 | H2 | 7 | - | - | - | - | - | - | - | - | - | - | - | 2 | - | - | - | - | - | - | - | - | - | - | 2 | 96.21 | 98.21 |
| | H1 | | Split Time 1 | | | | | 30.98 | | | | | Split Time 2 | | | | | 65.78 | | | | | | | | | |
| | H2 | | Split Time 1 | | | | | 30.12 | | | | | Split Time 2 | | | | | 66.13 | | | | | | | | | |
| 10 | 11 | SAMMA Masatoshi / NAGAO Hiroyuki | JPN | | | | | | | | | | | | | | | | | | | 0 | 99.47 | 99.47 | | | |
| 2 | H1 | 8 | - | - | - | - | - | - | - | - | - | - | - | - | - | - | - | - | - | - | - | - | - | - | 0 | 99.47 | 99.47 |
| 2 | H2 | 10 | - | - | - | - | - | - | - | - | - | - | - | - | - | - | - | - | - | - | 2 | - | - | - | 2 | 111.09 | 113.09 |
| | H1 | | Split Time 1 | | | | | 32.11 | | | | | Split Time 2 | | | | | 67.95 | | | | | | | | | |
| | H2 | | Split Time 1 | | | | | 33.13 | | | | | Split Time 2 | | | | | 79.40 | | | | | | | | | |
| 11 | 10 | POWELL Rick / EICHFELD Casey | USA | | | | | | | | | | | | | | | | | | | 0 | 101.69 | 101.69 | | | |
| 3 | H1 | 10 | - | - | - | - | - | - | - | - | - | - | - | - | - | - | - | - | - | - | - | - | - | - | 0 | 101.69 | 101.69 |
| 3 | H2 | 11 | - | - | - | 2 | - | - | 50 | - | - | - | - | - | - | - | - | - | - | - | - | - | - | - | 52 | 99.65 | 151.65 |
| | H1 | | Split Time 1 | | | | | 31.99 | | | | | Split Time 2 | | | | | 69.28 | | | | | | | | | |
| | H2 | | Split Time 1 | | | | | 32.13 | | | | | Split Time 2 | | | | | 68.84 | | | | | | | | | |
| 12 | 12 | NGIDI Cyprian / McINTOSH Cameron | RSA | | | | | | | | | | | | | | | | | | | 2 | 117.83 | 119.83 | | | |
| 1 | H1 | 12 | - | - | - | - | - | - | - | - | - | - | 2 | - | - | - | - | - | - | - | - | - | - | - | 2 | 117.83 | 119.83 |
| 1 | H2 | 12 | - | - | - | - | - | - | - | - | - | - | - | 50 | - | - | 2 | - | - | - | - | - | - | - | 52 | 105.37 | 157.37 |
| | H1 | | Split Time 1 | | | | | 38.47 | | | | | Split Time 2 | | | | | 82.60 | | | | | | | | | |
| | H2 | | Split Time 1 | | | | | 34.97 | | | | | Split Time 2 | | | | | 73.60 | | | | | | | | | |

| | | | | | | | | | | | | | | | | | | | | | |
|--------------|---|---|---|---|---|---|---|---|---|----|----|----|----|----|----|----|----|----|----|----|----|
| Gate Summary | 1 | 2 | 3 | 4 | 5 | 6 | 7 | 8 | 9 | 10 | 11 | 12 | 13 | 14 | 15 | 16 | 17 | 18 | 19 | 20 | 21 |
| Touched | 0 | 0 | 0 | 1 | 0 | 0 | 1 | 0 | 0 | 0 | 2 | 3 | 0 | 1 | 0 | 2 | 0 | 2 | 2 | 0 | 0 |
| Missed | 0 | 0 | 0 | 0 | 0 | 0 | 1 | 0 | 0 | 0 | 0 | 0 | 1 | 0 | 0 | 0 | 0 | 0 | 0 | 0 | 0 |

Legend:
 Ph./Run - Phase or Run number Bib No. - Bib Number Rk - Rank Pen. Sec. - Penalty Second Pts - Points
 H1 - Heat 1st Run H2 - Heat 2nd Run



RESULTS LIST

成绩单 / LISTE DES RÉSULTATS

| Rank | Bib No. | Name | NOC Code | Time | Penalty Seconds | Total Time | Behind |
|------|---------|--|----------|--------|-----------------|---------------|--------|
| 1 | 5 | MICHEL Felix PIERSIG Sebastian | GER | 94.38 | 0 | 94.38 | 0.00 |
| 2 | 1 | HOCHSCHORNER Pavol HOCHSCHORNER Peter | SVK | 92.88 | 2 | 94.88 | +0.50 |
| 3 | 2 | VOLF Jaroslav STEPANEK Ondrej | CZE | 95.33 | 0 | 95.33 | +0.95 |
| 4 | 9 | KUZNETSOV Mikhail LARIONOV Dmitry | RUS | 98.57 | 0 | 98.57 | +4.19 |
| 5 | 3 | FORGIT Cedric BRAUD Martin | FRA | 98.76 | 4 | 102.76 | +8.38 |
| 6 | 4 | BENETTI Andrea MASOERO Erik | ITA | 101.64 | 2 | 103.64 | +9.26 |
| 7 | 8 | BELLOFIORE Mark MILNE Lachlan | AUS | 98.17 | 6 | 104.17 | +9.79 |
| 8 | 7 | SARNA Pawel POCHWALA Marcin | POL | 105.32 | 0 | 105.32 | +10.94 |
| 9 | 11 | SAMMA Masatoshi NAGAO Hiroyuki | JPN | 104.10 | 6 | 110.10 | +15.72 |
| 10 | 6 | HU Minghai SHU Junrong | CHN | 112.08 | 52 | 164.08 | +69.70 |

Note: First 6 qualified to the final

Legend:
 Bib No. - Bib Number



RESULTS LIST

成绩单 / LISTE DES RÉSULTATS

| Rk | Bib No. | Name | NOC Code | Semifinal | | | | Final | | | | Total | |
|----|---------|--|----------|-----------|-----------|------------|----|--------|-----------|------------|----|--------|--------|
| | | | | Time | Pen. Sec. | Total Time | Rk | Time | Pen. Sec. | Total Time | Rk | Time | Behind |
| 1 | 1 | HOCHSCHORNER Pavol HOCHSCHORNER Peter | SVK | 92.88 | 2 | 94.88 | 2 | 93.94 | 2 | 95.94 | 2 | 190.82 | 0.00 |
| 2 | 2 | VOLF Jaroslav STEPANEK Ondrej | CZE | 95.33 | 0 | 95.33 | 3 | 97.56 | 0 | 97.56 | 3 | 192.89 | +2.07 |
| 3 | 9 | KUZNETSOV Mikhail LARIONOV Dmitry | RUS | 98.57 | 0 | 98.57 | 4 | 96.80 | 2 | 98.80 | 4 | 197.37 | +6.55 |
| 4 | 3 | FORGIT Cedric BRAUD Martin | FRA | 98.76 | 4 | 102.76 | 5 | 95.43 | 0 | 95.43 | 1 | 198.19 | +7.37 |
| 5 | 4 | BENETTI Andrea MASOERO Erik | ITA | 101.64 | 2 | 103.64 | 6 | 98.48 | 2 | 100.48 | 5 | 204.12 | +13.30 |
| 6 | 5 | MICHEL Felix PIERSIG Sebastian | GER | 94.38 | 0 | 94.38 | 1 | 108.05 | 2 | 110.05 | 6 | 204.43 | +13.61 |

Legend:

Rk - Rank Bib No. - Bib Number Pen. Sec. - Penalty Second



RACE ANALYSIS

成绩分析 / ANALYSE DE LA COURSE

| Rk. | Bib No. | | Name | | | | | | | | | | | | | | | | | | | NOC Code | Phase Total | | | | | |
|-----|-------------|---------|------|--|---|---|---|---|-------|---|---|---|----|--------------|----|----|----|----|-------|----|----|----------|-------------|----|---------------|-----------|----------|-----------|
| | Start Order | Ph./Run | Rk | 1 | 2 | 3 | 4 | 5 | 6 | 7 | 8 | 9 | 10 | 11 | 12 | 13 | 14 | 15 | 16 | 17 | 18 | | 19 | 20 | 21 | Pen. Sec. | Run Time | Run Total |
| | | | | Split Time 1 | | | | | | | | | | Split Time 2 | | | | | | | | | | | | | | |
| 1 | 1 | | | HOCHSCHORNER Pavol / HOCHSCHORNER Peter | | | | | | | | | | | | | | | | | | | SVK | | 190.82 | | | |
| | 10 | SF | 2 | - | - | - | - | - | - | 2 | - | - | - | - | - | - | - | - | - | - | - | - | - | - | - | 2 | 92.88 | 94.88 |
| | 5 | F | 2 | - | - | - | - | - | - | - | - | - | - | - | - | - | - | - | - | - | - | 2 | - | - | 2 | 93.94 | 95.94 | |
| | | SF | | Split Time 1 | | | | | 27.53 | | | | | Split Time 2 | | | | | 64.65 | | | | | | | | | |
| | | F | | Split Time 1 | | | | | 26.80 | | | | | Split Time 2 | | | | | 64.97 | | | | | | | | | |
| 2 | 2 | | | VOLF Jaroslav / STEPANEK Ondrej | | | | | | | | | | | | | | | | | | | CZE | | 192.89 | | | |
| | 7 | SF | 3 | - | - | - | - | - | - | - | - | - | - | - | - | - | - | - | - | - | - | - | - | - | 0 | 95.33 | 95.33 | |
| | 4 | F | 3 | - | - | - | - | - | - | - | - | - | - | - | - | - | - | - | - | - | - | - | - | - | 0 | 97.56 | 97.56 | |
| | | SF | | Split Time 1 | | | | | 28.42 | | | | | Split Time 2 | | | | | 66.90 | | | | | | | | | |
| | | F | | Split Time 1 | | | | | 28.77 | | | | | Split Time 2 | | | | | 67.36 | | | | | | | | | |
| 3 | 9 | | | KUZNETSOV Mikhail / LARIONOV Dmitry | | | | | | | | | | | | | | | | | | | RUS | | 197.37 | | | |
| | 5 | SF | 4 | - | - | - | - | - | - | - | - | - | - | - | - | - | - | - | - | - | - | - | - | - | 0 | 98.57 | 98.57 | |
| | 3 | F | 4 | - | - | - | - | - | - | - | - | - | - | - | - | 2 | - | - | - | - | - | - | - | - | 2 | 96.80 | 98.80 | |
| | | SF | | Split Time 1 | | | | | 29.61 | | | | | Split Time 2 | | | | | 69.21 | | | | | | | | | |
| | | F | | Split Time 1 | | | | | 28.93 | | | | | Split Time 2 | | | | | 67.54 | | | | | | | | | |
| 4 | 3 | | | FORGIT Cedric / BRAUD Martin | | | | | | | | | | | | | | | | | | | FRA | | 198.19 | | | |
| | 9 | SF | 5 | - | - | 2 | - | - | - | - | - | - | - | - | 2 | - | - | - | - | - | - | - | - | - | 4 | 98.76 | 102.76 | |
| | 2 | F | 1 | - | - | - | - | - | - | - | - | - | - | - | - | - | - | - | - | - | - | - | - | - | 0 | 95.43 | 95.43 | |
| | | SF | | Split Time 1 | | | | | 30.04 | | | | | Split Time 2 | | | | | 68.18 | | | | | | | | | |
| | | F | | Split Time 1 | | | | | 27.63 | | | | | Split Time 2 | | | | | 65.23 | | | | | | | | | |
| 5 | 4 | | | BENETTI Andrea / MASOERO Erik | | | | | | | | | | | | | | | | | | | ITA | | 204.12 | | | |
| | 3 | SF | 6 | - | - | - | 2 | - | - | - | - | - | - | - | - | - | - | - | - | - | - | - | - | - | 2 | 101.64 | 103.64 | |
| | 1 | F | 5 | - | - | - | - | - | - | - | - | - | - | - | 2 | - | - | - | - | - | - | - | - | - | 2 | 98.48 | 100.48 | |
| | | SF | | Split Time 1 | | | | | 30.01 | | | | | Split Time 2 | | | | | 72.26 | | | | | | | | | |
| | | F | | Split Time 1 | | | | | 30.39 | | | | | Split Time 2 | | | | | 68.86 | | | | | | | | | |
| 6 | 5 | | | MICHEL Felix / PIERSIG Sebastian | | | | | | | | | | | | | | | | | | | GER | | 204.43 | | | |
| | 6 | SF | 1 | - | - | - | - | - | - | - | - | - | - | - | - | - | - | - | - | - | - | - | - | - | 0 | 94.38 | 94.38 | |
| | 6 | F | 6 | - | - | - | - | - | - | - | - | - | - | - | - | - | 2 | - | - | - | - | - | - | - | 2 | 108.05 | 110.05 | |
| | | SF | | Split Time 1 | | | | | 27.77 | | | | | Split Time 2 | | | | | 65.65 | | | | | | | | | |
| | | F | | Split Time 1 | | | | | 30.10 | | | | | Split Time 2 | | | | | 77.14 | | | | | | | | | |
| 7 | 8 | | | BELLOFIORE Mark / MILNE Lachlan | | | | | | | | | | | | | | | | | | | AUS | | 104.17 | | | |
| | 2 | SF | 7 | - | - | - | - | - | - | - | - | - | - | 2 | 2 | 2 | - | - | - | - | - | - | - | - | 6 | 98.17 | 104.17 | |
| | | SF | | Split Time 1 | | | | | 28.19 | | | | | Split Time 2 | | | | | 67.43 | | | | | | | | | |



RACE ANALYSIS

成绩分析 / ANALYSE DE LA COURSE

| Rk. | Bib No. | | Name | NOC Code | Phase Total | |
|-----|-------------|---------|------|----------|-------------|----------|
| | Start Order | Ph./Run | | | Pen. Sec. | Run Time |

| 1 | 2 | 3 | 4 | 5 | 6 | 7 | 8 | 9 | 10 | 11 | 12 | 13 | 14 | 15 | 16 | 17 | 18 | 19 | 20 | 21 | | | | |
|--------------|----|---|--------------|---|--------------|---|----|-------|--------------|----|----|----|----|-------|----|----|----|----|----|-----|--------|----|--------|--------|
| Split Time 1 | | | | | Split Time 2 | | | | | | | | | | | | | | | | | | | |
| 8 | 7 | SARNA Pawel / POCHWALA Marcin | | | | | | | | | | | | | | | | | | POL | 105.32 | | | |
| 4 | SF | 8 | - | - | - | - | - | - | - | - | - | - | - | - | - | - | - | - | - | - | - | 0 | 105.32 | 105.32 |
| | SF | | Split Time 1 | | | | | 30.38 | Split Time 2 | | | | | 72.89 | | | | | | | | | | |
| 9 | 11 | SAMMA Masatoshi / NAGAO Hiroyuki | | | | | | | | | | | | | | | | | | JPN | 110.10 | | | |
| 1 | SF | 9 | - | - | - | - | - | - | - | 2 | - | - | - | 2 | - | - | - | - | 2 | - | - | 6 | 104.10 | 110.10 |
| | SF | | Split Time 1 | | | | | 29.10 | Split Time 2 | | | | | 69.25 | | | | | | | | | | |
| 10 | 6 | HU Minghai / SHU Junrong | | | | | | | | | | | | | | | | | | CHN | 164.08 | | | |
| 8 | SF | 10 | - | - | 2 | - | 50 | - | - | - | - | - | - | - | - | - | - | - | - | - | - | 52 | 112.08 | 164.08 |
| | SF | | Split Time 1 | | | | | 43.34 | Split Time 2 | | | | | 83.27 | | | | | | | | | | |

| | | | | | | | | | | | | | | | | | | | | | |
|--------------|---|---|---|---|---|---|---|---|---|----|----|----|----|----|----|----|----|----|----|----|----|
| Gate Summary | 1 | 2 | 3 | 4 | 5 | 6 | 7 | 8 | 9 | 10 | 11 | 12 | 13 | 14 | 15 | 16 | 17 | 18 | 19 | 20 | 21 |
| Touched | 0 | 0 | 2 | 1 | 0 | 0 | 1 | 0 | 1 | 0 | 1 | 2 | 3 | 1 | 1 | 0 | 0 | 0 | 2 | 0 | 0 |
| Missed | 0 | 0 | 0 | 0 | 1 | 0 | 0 | 0 | 0 | 0 | 0 | 0 | 0 | 0 | 0 | 0 | 0 | 0 | 0 | 0 | 0 |

Legend:
 Ph./Run - Phase or Run number Bib No. - Bib Number Rk - Rank Pen. Sec. - Penalty Second Pts - Points
 SF - Semifinal F - Final



OFFICIAL COMMUNICATION

官方通告 / COMMUNICATION OFFICIELLE

Item: 6

**C2 Men 1st Run
Chief Judge Decision**

One inquiry is in process, Official result will be delayed

Issued by: Issued by Chief Judge
Time: 16:45
Date: 13 AUG 2008

This decision affects:

RESULTS
SCHEDULE
OTHER

| |
|---|
| X |
| |
| |

Note:



OFFICIAL COMMUNICATION

官方通告 / COMMUNICATION OFFICIELLE

Item: 7

**C2 Heat 1st Run
Chief Judge Decision**

Decision:
Bib Number 8 to modify penalty in gate 18 from 2 to 0.

Explanation:
Chief Judge overrule due to video observation/ clarification.

Issued by: Chief Judge
Time: 15:48
Date: 13 AUG 2008

This decision affects:

| | |
|----------|-------------------------------------|
| RESULTS | <input checked="" type="checkbox"/> |
| SCHEDULE | <input type="checkbox"/> |
| OTHER | <input type="checkbox"/> |

Note:



RESULTS LIST

成绩单 / LISTE DES RÉSULTATS

| Rk | Bib No. | Name | NOC Code | 1 st Run | | | | 2 nd Run | | | | Total | |
|----|---------|-----------------------|----------|---------------------|-----------|------------|-----|---------------------|-----------|------------|----|--------|--------|
| | | | | Time | Pen. Sec. | Total Time | Rk | Time | Pen. Sec. | Total Time | Rk | Time | Behind |
| 1 | 1 | KAUZER Peter | SLO | 81.79 | 0 | 81.79 | 1 | 84.70 | 0 | 84.70 | 5 | 166.49 | 0.00 |
| 2 | 3 | LEFEVRE Fabien | FRA | 85.66 | 0 | 85.66 | 9 | 82.40 | 0 | 82.40 | 2 | 168.06 | +1.57 |
| 3 | 4 | MOLMENTI Daniele | ITA | 85.13 | 0 | 85.13 | 5 | 83.46 | 0 | 83.46 | 3 | 168.59 | +2.10 |
| 4 | 2 | GRIMM Alexander | GER | 82.90 | 2 | 84.90 | 2 | 84.36 | 0 | 84.36 | 4 | 169.26 | +2.77 |
| 5 | 12 | POPIELA Dariusz | POL | 85.51 | 0 | 85.51 | 7 | 85.51 | 0 | 85.51 | 6 | 171.02 | +4.53 |
| 6 | 9 | OBLINGER Helmut | AUT | 86.21 | 0 | 86.21 | 10 | 85.54 | 0 | 85.54 | 7 | 171.75 | +5.26 |
| 7 | 14 | HRADILEK Vavrinec | CZE | 85.61 | 0 | 85.61 | 8 | 86.41 | 0 | 86.41 | 10 | 172.02 | +5.53 |
| 8 | 17 | BOUKPETI Benjamin | TOG | 88.17 | 2 | 90.17 | 20 | 82.09 | 0 | 82.09 | 1 | 172.26 | +5.77 |
| 9 | 6 | WALSH Campbell | GBR | 84.72 | 2 | 86.72 | 14 | 85.72 | 0 | 85.72 | 8 | 172.44 | +5.95 |
| 10 | 13 | DRAPER Warwick | AUS | 86.28 | 0 | 86.28 | 13 | 86.30 | 0 | 86.30 | 9 | 172.58 | +6.09 |
| 11 | 11 | CIBAK Peter | SVK | 86.26 | 0 | 86.26 | =11 | 86.69 | 0 | 86.69 | 11 | 172.95 | +6.46 |
| 12 | 16 | DIEZ CANEDO Guillermo | ESP | 84.95 | 0 | 84.95 | 4 | 88.07 | 0 | 88.07 | 13 | 173.02 | +6.53 |
| 13 | 10 | FORD David | CAN | 85.35 | 0 | 85.35 | 6 | 89.49 | 0 | 89.49 | 17 | 174.84 | +8.35 |
| 14 | 15 | BOUTEN Robert | NED | 86.26 | 0 | 86.26 | =11 | 86.90 | 2 | 88.90 | 16 | 175.16 | +8.67 |
| 15 | 8 | RHEINISCH Eoin | IRL | 88.52 | 0 | 88.52 | 18 | 85.81 | 2 | 87.81 | 12 | 176.33 | +9.84 |
| 16 | 18 | McCANDLESS Pablo | CHI | 88.24 | 0 | 88.24 | 17 | 86.40 | 2 | 88.40 | 14 | 176.64 | +10.15 |
| 17 | 7 | KURT Michael | SUI | 85.58 | 2 | 87.58 | 16 | 87.08 | 4 | 91.08 | 19 | 178.66 | +12.17 |
| 18 | 20 | YAZAWA Kazuki | JPN | 89.82 | 0 | 89.82 | 19 | 88.05 | 2 | 90.05 | 18 | 179.87 | +13.38 |
| 19 | 19 | NIKOLOVSKI Atanas | MKD | 90.63 | 2 | 92.63 | 21 | 88.56 | 0 | 88.56 | 15 | 181.19 | +14.70 |
| 20 | 5 | PARSONS Scott | USA | 84.91 | 0 | 84.91 | 3 | 83.63 | 52 | 135.63 | 20 | 220.54 | +54.05 |
| 21 | 21 | DING Fuxue | CHN | 87.47 | 0 | 87.47 | 15 | 90.92 | 50 | 140.92 | 21 | 228.39 | +61.90 |

Note: According to the ICF rules competitors who successfully completed at least one run are ranked
First 15 qualified to semifinal

Legend:
Rk - Rank Bib No. - Bib Number Pen. Sec. - Penalty Second '=' - Equal sign indicates that two or more athletes or NOCs share the same rank by total



RACE ANALYSIS

成绩分析 / ANALYSE DE LA COURSE

| Rk. | Bib No. | Name | NOC Code | Phase Total | | | | | | | | | | | | | | | | | | | | | | | |
|--------------|---------|--------------------------|--------------|-------------|----------|-----------|---|---|---|---|--------------|----|-------|--------------|----|----|----|----|----|----|----|----|----|-----------|----------|-----------|---------------|
| | | | | Pen. Sec. | Run Time | Run Total | | | | | | | | | | | | | | | | | | | | | |
| Start Order | Ph./Run | Rk | 1 | 2 | 3 | 4 | 5 | 6 | 7 | 8 | 9 | 10 | 11 | 12 | 13 | 14 | 15 | 16 | 17 | 18 | 19 | 20 | 21 | Pen. Sec. | Run Time | Run Total | |
| Split Time 1 | | | | | | | | | | | Split Time 2 | | | | | | | | | | | | | | | | |
| 1 | 1 | KAUZER Peter | SLO | | | | | | | | | | | | | | | | | | | | | | | | 166.49 |
| 21 | H1 | 1 | - | - | - | - | - | - | - | - | - | - | - | - | - | - | - | - | - | - | - | - | - | - | 0 | 81.79 | 81.79 |
| 21 | H2 | 5 | - | - | - | - | - | - | - | - | - | - | - | - | - | - | - | - | - | - | - | - | - | - | 0 | 84.70 | 84.70 |
| | H1 | | Split Time 1 | | | | | | | | | | 27.18 | Split Time 2 | | | | | | | | | | 57.11 | | | |
| | H2 | | Split Time 1 | | | | | | | | | | 26.65 | Split Time 2 | | | | | | | | | | 57.54 | | | |
| 2 | 3 | LEFEVRE Fabien | FRA | | | | | | | | | | | | | | | | | | | | | | | | 168.06 |
| 19 | H1 | 9 | - | - | - | - | - | - | - | - | - | - | - | - | - | - | - | - | - | - | - | - | - | - | 0 | 85.66 | 85.66 |
| 19 | H2 | 2 | - | - | - | - | - | - | - | - | - | - | - | - | - | - | - | - | - | - | - | - | - | - | 0 | 82.40 | 82.40 |
| | H1 | | Split Time 1 | | | | | | | | | | 30.01 | Split Time 2 | | | | | | | | | | 59.95 | | | |
| | H2 | | Split Time 1 | | | | | | | | | | 26.65 | Split Time 2 | | | | | | | | | | 57.17 | | | |
| 3 | 4 | MOLMENTI Daniele | ITA | | | | | | | | | | | | | | | | | | | | | | | | 168.59 |
| 18 | H1 | 5 | - | - | - | - | - | - | - | - | - | - | - | - | - | - | - | - | - | - | - | - | - | - | 0 | 85.13 | 85.13 |
| 18 | H2 | 3 | - | - | - | - | - | - | - | - | - | - | - | - | - | - | - | - | - | - | - | - | - | - | 0 | 83.46 | 83.46 |
| | H1 | | Split Time 1 | | | | | | | | | | 28.20 | Split Time 2 | | | | | | | | | | 58.38 | | | |
| | H2 | | Split Time 1 | | | | | | | | | | 26.35 | Split Time 2 | | | | | | | | | | 58.16 | | | |
| 4 | 2 | GRIMM Alexander | GER | | | | | | | | | | | | | | | | | | | | | | | | 169.26 |
| 20 | H1 | 2 | - | - | - | - | - | - | - | - | - | - | - | - | - | - | - | 2 | - | - | - | - | - | - | 2 | 82.90 | 84.90 |
| 20 | H2 | 4 | - | - | - | - | - | - | - | - | - | - | - | - | - | - | - | - | - | - | - | - | - | - | 0 | 84.36 | 84.36 |
| | H1 | | Split Time 1 | | | | | | | | | | 27.81 | Split Time 2 | | | | | | | | | | 57.65 | | | |
| | H2 | | Split Time 1 | | | | | | | | | | 28.67 | Split Time 2 | | | | | | | | | | 59.34 | | | |
| 5 | 12 | POPIELA Dariusz | POL | | | | | | | | | | | | | | | | | | | | | | | | 171.02 |
| 10 | H1 | 7 | - | - | - | - | - | - | - | - | - | - | - | - | - | - | - | - | - | - | - | - | - | - | 0 | 85.51 | 85.51 |
| 10 | H2 | 6 | - | - | - | - | - | - | - | - | - | - | - | - | - | - | - | - | - | - | - | - | - | - | 0 | 85.51 | 85.51 |
| | H1 | | Split Time 1 | | | | | | | | | | 27.38 | Split Time 2 | | | | | | | | | | 58.36 | | | |
| | H2 | | Split Time 1 | | | | | | | | | | 27.94 | Split Time 2 | | | | | | | | | | 58.75 | | | |
| 6 | 9 | OBLINGER Helmut | AUT | | | | | | | | | | | | | | | | | | | | | | | | 171.75 |
| 13 | H1 | 10 | - | - | - | - | - | - | - | - | - | - | - | - | - | - | - | - | - | - | - | - | - | - | 0 | 86.21 | 86.21 |
| 13 | H2 | 7 | - | - | - | - | - | - | - | - | - | - | - | - | - | - | - | - | - | - | - | - | - | - | 0 | 85.54 | 85.54 |
| | H1 | | Split Time 1 | | | | | | | | | | 28.90 | Split Time 2 | | | | | | | | | | 59.69 | | | |
| | H2 | | Split Time 1 | | | | | | | | | | 28.41 | Split Time 2 | | | | | | | | | | 59.17 | | | |
| 7 | 14 | HRADILEK Vavrinec | CZE | | | | | | | | | | | | | | | | | | | | | | | | 172.02 |
| 8 | H1 | 8 | - | - | - | - | - | - | - | - | - | - | - | - | - | - | - | - | - | - | - | - | - | - | 0 | 85.61 | 85.61 |
| 8 | H2 | 10 | - | - | - | - | - | - | - | - | - | - | - | - | - | - | - | - | - | - | - | - | - | - | 0 | 86.41 | 86.41 |
| | H1 | | Split Time 1 | | | | | | | | | | 26.90 | Split Time 2 | | | | | | | | | | 58.29 | | | |
| | H2 | | Split Time 1 | | | | | | | | | | 28.12 | Split Time 2 | | | | | | | | | | 59.52 | | | |



RACE ANALYSIS

成绩分析 / ANALYSE DE LA COURSE

| Rk. | Bib No. | Name | NOC Code | Phase Total | | | | | | | | | | | | | | | | | | | | | | | | | | |
|-------------|---------|------------------------------|------------|--------------|----------|-----------|---|---|---|---|---|----|----|--------------|----|----|----|----|----|----|----|----|----|--------------|--------------|-----------|----------|-----------|---------------|-------|
| | | | | Pen. Sec. | Run Time | Run Total | | | | | | | | | | | | | | | | | | | | | | | | |
| Start Order | Ph./Run | Rk | 1 | 2 | 3 | 4 | 5 | 6 | 7 | 8 | 9 | 10 | 11 | 12 | 13 | 14 | 15 | 16 | 17 | 18 | 19 | 20 | 21 | Split Time 1 | Split Time 2 | Pen. Sec. | Run Time | Run Total | | |
| 8 | 17 | BOUKPETI Benjamin | TOG | | | | | | | | | | | | | | | | | | | | | | | | | | | |
| | 5 | H1 20 | | - | - | - | - | - | - | - | - | - | - | - | - | - | - | - | - | - | - | - | - | - | - | | | 2 | 88.17 | 90.17 |
| | 5 | H2 1 | | - | - | - | - | - | - | - | - | - | - | - | - | - | - | - | - | - | - | - | - | - | - | | | 0 | 82.09 | 82.09 |
| | | H1 | | Split Time 1 | | | | | | | | | | Split Time 2 | | | | | | | | | | | | | | | | |
| | | H2 | | Split Time 1 | | | | | | | | | | Split Time 2 | | | | | | | | | | | | | | | | |
| 9 | 6 | WALSH Campbell | GBR | | | | | | | | | | | | | | | | | | | | | | | | | | 172.44 | |
| | 16 | H1 14 | | - | - | - | - | - | - | - | 2 | - | - | - | - | - | - | - | - | - | - | - | - | - | - | | | 2 | 84.72 | 86.72 |
| | 16 | H2 8 | | - | - | - | - | - | - | - | - | - | - | - | - | - | - | - | - | - | - | - | - | - | - | | | 0 | 85.72 | 85.72 |
| | | H1 | | Split Time 1 | | | | | | | | | | Split Time 2 | | | | | | | | | | | | | | | | |
| | | H2 | | Split Time 1 | | | | | | | | | | Split Time 2 | | | | | | | | | | | | | | | | |
| 10 | 13 | DRAPER Warwick | AUS | | | | | | | | | | | | | | | | | | | | | | | | | | 172.58 | |
| | 9 | H1 13 | | - | - | - | - | - | - | - | - | - | - | - | - | - | - | - | - | - | - | - | - | - | - | | | 0 | 86.28 | 86.28 |
| | 9 | H2 9 | | - | - | - | - | - | - | - | - | - | - | - | - | - | - | - | - | - | - | - | - | - | - | | | 0 | 86.30 | 86.30 |
| | | H1 | | Split Time 1 | | | | | | | | | | Split Time 2 | | | | | | | | | | | | | | | | |
| | | H2 | | Split Time 1 | | | | | | | | | | Split Time 2 | | | | | | | | | | | | | | | | |
| 11 | 11 | CIBAK Peter | SVK | | | | | | | | | | | | | | | | | | | | | | | | | | 172.95 | |
| | 11 | H1 =11 | | - | - | - | - | - | - | - | - | - | - | - | - | - | - | - | - | - | - | - | - | - | - | | | 0 | 86.26 | 86.26 |
| | 11 | H2 11 | | - | - | - | - | - | - | - | - | - | - | - | - | - | - | - | - | - | - | - | - | - | - | | | 0 | 86.69 | 86.69 |
| | | H1 | | Split Time 1 | | | | | | | | | | Split Time 2 | | | | | | | | | | | | | | | | |
| | | H2 | | Split Time 1 | | | | | | | | | | Split Time 2 | | | | | | | | | | | | | | | | |
| 12 | 16 | DIEZ CANEDO Guillermo | ESP | | | | | | | | | | | | | | | | | | | | | | | | | | 173.02 | |
| | 6 | H1 4 | | - | - | - | - | - | - | - | - | - | - | - | - | - | - | - | - | - | - | - | - | - | - | | | 0 | 84.95 | 84.95 |
| | 6 | H2 13 | | - | - | - | - | - | - | - | - | - | - | - | - | - | - | - | - | - | - | - | - | - | - | | | 0 | 88.07 | 88.07 |
| | | H1 | | Split Time 1 | | | | | | | | | | Split Time 2 | | | | | | | | | | | | | | | | |
| | | H2 | | Split Time 1 | | | | | | | | | | Split Time 2 | | | | | | | | | | | | | | | | |
| 13 | 10 | FORD David | CAN | | | | | | | | | | | | | | | | | | | | | | | | | | 174.84 | |
| | 12 | H1 6 | | - | - | - | - | - | - | - | - | - | - | - | - | - | - | - | - | - | - | - | - | - | - | | | 0 | 85.35 | 85.35 |
| | 12 | H2 17 | | - | - | - | - | - | - | - | - | - | - | - | - | - | - | - | - | - | - | - | - | - | - | | | 0 | 89.49 | 89.49 |
| | | H1 | | Split Time 1 | | | | | | | | | | Split Time 2 | | | | | | | | | | | | | | | | |
| | | H2 | | Split Time 1 | | | | | | | | | | Split Time 2 | | | | | | | | | | | | | | | | |
| 14 | 15 | BOUTEN Robert | NED | | | | | | | | | | | | | | | | | | | | | | | | | | 175.16 | |
| | 7 | H1 =11 | | - | - | - | - | - | - | - | - | - | - | - | - | - | - | - | - | - | - | - | - | - | - | | | 0 | 86.26 | 86.26 |
| | 7 | H2 16 | | - | - | - | 2 | - | - | - | - | - | - | - | - | - | - | - | - | - | - | - | - | - | - | | | 2 | 86.90 | 88.90 |
| | | H1 | | Split Time 1 | | | | | | | | | | Split Time 2 | | | | | | | | | | | | | | | | |
| | | H2 | | Split Time 1 | | | | | | | | | | Split Time 2 | | | | | | | | | | | | | | | | |



RACE ANALYSIS

成绩分析 / ANALYSE DE LA COURSE

| Rk. | Bib No. | Name | NOC Code | Phase Total | | | | | | | | | | | | | | | | | | | | | | | |
|--------------|---------|--------------------------|--------------|-------------|----------|-----------|---|-------|--------------|---|--------------|----|----|-------|----|----|----|----|----|----|----|----|----|-----------|----------|-----------|---------------|
| | | | | Pen. Sec. | Run Time | Run Total | | | | | | | | | | | | | | | | | | | | | |
| Start Order | Ph./Run | Rk | 1 | 2 | 3 | 4 | 5 | 6 | 7 | 8 | 9 | 10 | 11 | 12 | 13 | 14 | 15 | 16 | 17 | 18 | 19 | 20 | 21 | Pen. Sec. | Run Time | Run Total | |
| Split Time 1 | | | | | | | | | | | Split Time 2 | | | | | | | | | | | | | | | | |
| 15 | 8 | RHEINISCH Eoin | IRL | | | | | | | | | | | | | | | | | | | | | | | | 176.33 |
| 14 | H1 | 18 | - | - | - | - | - | - | - | - | - | - | - | - | - | - | - | - | - | - | - | - | - | - | 0 | 88.52 | 88.52 |
| 14 | H2 | 12 | - | - | - | - | - | - | - | - | - | - | - | - | - | - | 2 | - | - | - | - | - | - | - | 2 | 85.81 | 87.81 |
| | H1 | | Split Time 1 | | | | | 30.13 | Split Time 2 | | | | | 61.59 | | | | | | | | | | | | | |
| | H2 | | Split Time 1 | | | | | 28.93 | Split Time 2 | | | | | 59.84 | | | | | | | | | | | | | |
| 16 | 18 | McCANDLESS Pablo | CHI | | | | | | | | | | | | | | | | | | | | | | | | 176.64 |
| 4 | H1 | 17 | - | - | - | - | - | - | - | - | - | - | - | - | - | - | - | - | - | - | - | - | - | - | 0 | 88.24 | 88.24 |
| 4 | H2 | 14 | - | - | - | - | - | - | - | - | - | - | 2 | - | - | - | - | - | - | - | - | - | - | - | 2 | 86.40 | 88.40 |
| | H1 | | Split Time 1 | | | | | 28.79 | Split Time 2 | | | | | 60.85 | | | | | | | | | | | | | |
| | H2 | | Split Time 1 | | | | | 28.01 | Split Time 2 | | | | | 59.32 | | | | | | | | | | | | | |
| 17 | 7 | KURT Michael | SUI | | | | | | | | | | | | | | | | | | | | | | | | 178.66 |
| 15 | H1 | 16 | - | - | - | - | - | - | - | 2 | - | - | - | - | - | - | - | - | - | - | - | - | - | - | 2 | 85.58 | 87.58 |
| 15 | H2 | 19 | - | - | - | 2 | - | - | - | - | - | - | - | - | - | - | - | 2 | - | - | - | - | - | - | 4 | 87.08 | 91.08 |
| | H1 | | Split Time 1 | | | | | 27.98 | Split Time 2 | | | | | 58.67 | | | | | | | | | | | | | |
| | H2 | | Split Time 1 | | | | | 28.04 | Split Time 2 | | | | | 59.37 | | | | | | | | | | | | | |
| 18 | 20 | YAZAWA Kazuki | JPN | | | | | | | | | | | | | | | | | | | | | | | | 179.87 |
| 2 | H1 | 19 | - | - | - | - | - | - | - | - | - | - | - | - | - | - | - | - | - | - | - | - | - | - | 0 | 89.82 | 89.82 |
| 2 | H2 | 18 | - | - | - | - | - | - | - | - | - | - | - | 2 | - | - | - | - | - | - | - | - | - | - | 2 | 88.05 | 90.05 |
| | H1 | | Split Time 1 | | | | | 31.39 | Split Time 2 | | | | | 61.70 | | | | | | | | | | | | | |
| | H2 | | Split Time 1 | | | | | 29.14 | Split Time 2 | | | | | 59.75 | | | | | | | | | | | | | |
| 19 | 19 | NIKOLOVSKI Atanas | MKD | | | | | | | | | | | | | | | | | | | | | | | | 181.19 |
| 3 | H1 | 21 | - | - | - | - | - | - | - | - | - | 2 | - | - | - | - | - | - | - | - | - | - | - | - | 2 | 90.63 | 92.63 |
| 3 | H2 | 15 | - | - | - | - | - | - | - | - | - | - | - | - | - | - | - | - | - | - | - | - | - | - | 0 | 88.56 | 88.56 |
| | H1 | | Split Time 1 | | | | | 29.94 | Split Time 2 | | | | | 63.77 | | | | | | | | | | | | | |
| | H2 | | Split Time 1 | | | | | 29.41 | Split Time 2 | | | | | 61.64 | | | | | | | | | | | | | |
| 20 | 5 | PARSONS Scott | USA | | | | | | | | | | | | | | | | | | | | | | | | 220.54 |
| 17 | H1 | 3 | - | - | - | - | - | - | - | - | - | - | - | - | - | - | - | - | - | - | - | - | - | - | 0 | 84.91 | 84.91 |
| 17 | H2 | 20 | - | - | - | - | 2 | - | - | - | - | - | - | - | - | - | - | - | - | - | - | - | - | 50 | 52 | 83.63 | 135.63 |
| | H1 | | Split Time 1 | | | | | 28.57 | Split Time 2 | | | | | 58.02 | | | | | | | | | | | | | |
| | H2 | | Split Time 1 | | | | | 27.57 | Split Time 2 | | | | | 57.13 | | | | | | | | | | | | | |
| 21 | 21 | DING Fuxue | CHN | | | | | | | | | | | | | | | | | | | | | | | | 228.39 |
| 1 | H1 | 15 | - | - | - | - | - | - | - | - | - | - | - | - | - | - | - | - | - | - | - | - | - | - | 0 | 87.47 | 87.47 |
| 1 | H2 | 21 | - | - | - | - | - | - | - | - | - | - | - | - | - | - | - | - | - | - | - | - | - | 50 | 50 | 90.92 | 140.92 |
| | H1 | | Split Time 1 | | | | | 28.74 | Split Time 2 | | | | | 60.42 | | | | | | | | | | | | | |
| | H2 | | Split Time 1 | | | | | 29.29 | Split Time 2 | | | | | 63.07 | | | | | | | | | | | | | |



RACE ANALYSIS

成绩分析 / ANALYSE DE LA COURSE

| Rk. | Bib No. | | Name | NOC Code | Phase Total | | | | | | | | | | | | | | | | | | | | | | | |
|-----|-------------|---------|------|----------|-------------|-----------|----------|----------------|---|---|---|---|---|----|----|----------------|----|----|----|----|----|----|----|----|----|--|--|--|
| | Start Order | Ph./Run | | | Rk | Pen. Sec. | Run Time | Run Total | | | | | | | | | | | | | | | | | | | | |
| | | | | | 1 | 2 | 3 | 4 | 5 | 6 | 7 | 8 | 9 | 10 | 11 | 12 | 13 | 14 | 15 | 16 | 17 | 18 | 19 | 20 | 21 | | | |
| | | | | | | | | Split Time 1 ↑ | | | | | | | | Split Time 2 ↑ | | | | | | | | | | | | |

| | | | | | | | | | | | | | | | | | | | | | |
|--------------|---|---|---|---|---|---|---|---|---|----|----|----|----|----|----|----|----|----|----|----|----|
| Gate Summary | 1 | 2 | 3 | 4 | 5 | 6 | 7 | 8 | 9 | 10 | 11 | 12 | 13 | 14 | 15 | 16 | 17 | 18 | 19 | 20 | 21 |
| Touched | 0 | 0 | 0 | 2 | 1 | 0 | 0 | 0 | 2 | 0 | 2 | 0 | 1 | 0 | 1 | 2 | 0 | 0 | 0 | 1 | 0 |
| Missed | 0 | 0 | 0 | 0 | 0 | 0 | 0 | 0 | 0 | 0 | 0 | 0 | 0 | 0 | 0 | 0 | 0 | 0 | 0 | 2 | 0 |

Legend:

Ph./Run - Phase or Run number Bib No. - Bib Number Rk - Rank Pen. Sec. - Penalty Second Pts - Points
 H1 - Heat 1st Run H2 - Heat 2nd Run



RESULTS LIST

成绩单 / LISTE DES RÉSULTATS

| Rank | Bib No. | Name | NOC Code | Time | Penalty Seconds | Total Time | Behind |
|------|---------|-----------------------|----------|-------|-----------------|--------------|--------|
| 1 | 17 | BOUKPETI Benjamin | TOG | 86.08 | 0 | 86.08 | 0.00 |
| 2 | 13 | DRAPER Warwick | AUS | 86.09 | 0 | 86.09 | +0.01 |
| 3 | 3 | LEFEVRE Fabien | FRA | 87.21 | 0 | 87.21 | +1.13 |
| 4 | 2 | GRIMM Alexander | GER | 87.31 | 0 | 87.31 | +1.23 |
| 5 | 15 | BOUTEN Robert | NED | 88.40 | 0 | 88.40 | +2.32 |
| 6 | 10 | FORD David | CAN | 88.46 | 0 | 88.46 | +2.38 |
| 7 | 12 | POPIELA Dariusz | POL | 88.49 | 0 | 88.49 | +2.41 |
| 8 | 4 | MOLMENTI Daniele | ITA | 86.56 | 2 | 88.56 | +2.48 |
| 9 | 9 | OBLINGER Helmut | AUT | 88.69 | 0 | 88.69 | +2.61 |
| 10 | 8 | RHEINISCH Eoin | IRL | 88.85 | 0 | 88.85 | +2.77 |
| 11 | 14 | HRADILEK Vavrinec | CZE | 88.97 | 0 | 88.97 | +2.89 |
| 12 | 11 | CIBAK Peter | SVK | 87.41 | 2 | 89.41 | +3.33 |
| 13 | 1 | KAUZER Peter | SLO | 85.42 | 4 | 89.42 | +3.34 |
| 14 | 16 | DIEZ CANEDO Guillermo | ESP | 88.06 | 2 | 90.06 | +3.98 |
| 15 | 6 | WALSH Campbell | GBR | 93.74 | 2 | 95.74 | +9.66 |

Note: First 10 qualified to the final

Legend:
 Bib No. - Bib Number



RESULTS LIST

成绩单 / LISTE DES RÉSULTATS

| Rk | Bib No. | Name | NOC Code | Semifinal | | | | Final | | | | Total | |
|----|---------|-------------------|----------|-----------|-----------|------------|----|-------|-----------|------------|----|---------------|--------|
| | | | | Time | Pen. Sec. | Total Time | Rk | Time | Pen. Sec. | Total Time | Rk | Time | Behind |
| 1 | 2 | GRIMM Alexander | GER | 87.31 | 0 | 87.31 | 4 | 84.39 | 0 | 84.39 | 1 | 171.70 | 0.00 |
| 2 | 3 | LEFEVRE Fabien | FRA | 87.21 | 0 | 87.21 | 3 | 86.09 | 0 | 86.09 | 2 | 173.30 | +1.60 |
| 3 | 17 | BOUKPETI Benjamin | TOG | 86.08 | 0 | 86.08 | 1 | 87.37 | 0 | 87.37 | 3 | 173.45 | +1.75 |
| 4 | 8 | RHEINISCH Eoin | IRL | 88.85 | 0 | 88.85 | 10 | 88.06 | 0 | 88.06 | 4 | 176.91 | +5.21 |
| 5 | 13 | DRAPER Warwick | AUS | 86.09 | 0 | 86.09 | 2 | 91.76 | 0 | 91.76 | 8 | 177.85 | +6.15 |
| 6 | 10 | FORD David | CAN | 88.46 | 0 | 88.46 | 6 | 87.89 | 2 | 89.89 | 5 | 178.35 | +6.65 |
| 7 | 9 | OBLINGER Helmut | AUT | 88.69 | 0 | 88.69 | 9 | 88.14 | 2 | 90.14 | 6 | 178.83 | +7.13 |
| 8 | 12 | POPIELA Dariusz | POL | 88.49 | 0 | 88.49 | 7 | 91.19 | 0 | 91.19 | 7 | 179.68 | +7.98 |
| 9 | 15 | BOUTEN Robert | NED | 88.40 | 0 | 88.40 | 5 | 89.59 | 50 | 139.59 | 9 | 227.99 | +56.29 |
| 10 | 4 | MOLMENTI Daniele | ITA | 86.56 | 2 | 88.56 | 8 | 90.37 | 52 | 142.37 | 10 | 230.93 | +59.23 |

Legend:

Rk - Rank Bib No. - Bib Number Pen. Sec. - Penalty Second



RACE ANALYSIS

成绩分析 / ANALYSE DE LA COURSE

| Rk. | Bib No. | Name | NOC Code | Phase Total | | | | | | | | | | | | | | | | | | | | | | | |
|--------------|---------|--------------------------|----------|-------------|----------|---|---|---|---|---|--------------|----|----|----|----|----|----|----|----|----|----|----|----|-----------|--------|-------|-------|
| | | | | Pen. Sec. | Run Time | | | | | | | | | | | | | | | | | | | | | | |
| Start Order | Ph./Run | Rk | 1 | 2 | 3 | 4 | 5 | 6 | 7 | 8 | 9 | 10 | 11 | 12 | 13 | 14 | 15 | 16 | 17 | 18 | 19 | 20 | 21 | Run Total | | | |
| Split Time 1 | | | | | | | | | | | Split Time 2 | | | | | | | | | | | | | | | | |
| 1 | 2 | GRIMM Alexander | GER | | | | | | | | | | | | | | | | | | | | | | 171.70 | | |
| 12 | SF 4 | - - - - - | | | | | | | | | | | | | | | | | | | | | | | 0 | 87.31 | 87.31 |
| 7 | F 1 | - - - - - | | | | | | | | | | | | | | | | | | | | | | | 0 | 84.39 | 84.39 |
| | SF | Split Time 1 | | | 25.54 | | | | | | | | | | | | | | | | | | | | | | |
| | F | Split Time 1 | | | 25.19 | | | | | | | | | | | | | | | | | | | | | | |
| 2 | 3 | LEFEVRE Fabien | FRA | | | | | | | | | | | | | | | | | | | | | | 173.30 | | |
| 14 | SF 3 | - - - - - | | | | | | | | | | | | | | | | | | | | | | | 0 | 87.21 | 87.21 |
| 8 | F 2 | - - - - - | | | | | | | | | | | | | | | | | | | | | | | 0 | 86.09 | 86.09 |
| | SF | Split Time 1 | | | 25.26 | | | | | | | | | | | | | | | | | | | | | | |
| | F | Split Time 1 | | | 25.04 | | | | | | | | | | | | | | | | | | | | | | |
| 3 | 17 | BOUKPETI Benjamin | TOG | | | | | | | | | | | | | | | | | | | | | | 173.45 | | |
| 8 | SF 1 | - - - - - | | | | | | | | | | | | | | | | | | | | | | | 0 | 86.08 | 86.08 |
| 10 | F 3 | - - - - - | | | | | | | | | | | | | | | | | | | | | | | 0 | 87.37 | 87.37 |
| | SF | Split Time 1 | | | 24.48 | | | | | | | | | | | | | | | | | | | | | | |
| | F | Split Time 1 | | | 26.33 | | | | | | | | | | | | | | | | | | | | | | |
| 4 | 8 | RHEINISCH Eoin | IRL | | | | | | | | | | | | | | | | | | | | | | 176.91 | | |
| 1 | SF 10 | - - - - - | | | | | | | | | | | | | | | | | | | | | | | 0 | 88.85 | 88.85 |
| 1 | F 4 | - - - - - | | | | | | | | | | | | | | | | | | | | | | | 0 | 88.06 | 88.06 |
| | SF | Split Time 1 | | | 25.58 | | | | | | | | | | | | | | | | | | | | | | |
| | F | Split Time 1 | | | 25.79 | | | | | | | | | | | | | | | | | | | | | | |
| 5 | 13 | DRAPER Warwick | AUS | | | | | | | | | | | | | | | | | | | | | | 177.85 | | |
| 6 | SF 2 | - - - - - | | | | | | | | | | | | | | | | | | | | | | | 0 | 86.09 | 86.09 |
| 9 | F 8 | - - - - - | | | | | | | | | | | | | | | | | | | | | | | 0 | 91.76 | 91.76 |
| | SF | Split Time 1 | | | 25.41 | | | | | | | | | | | | | | | | | | | | | | |
| | F | Split Time 1 | | | 28.51 | | | | | | | | | | | | | | | | | | | | | | |
| 6 | 10 | FORD David | CAN | | | | | | | | | | | | | | | | | | | | | | 178.35 | | |
| 3 | SF 6 | - - - - - | | | | | | | | | | | | | | | | | | | | | | | 0 | 88.46 | 88.46 |
| 5 | F 5 | - - - - - | | | | | | | | | | | | 2 | | | | | | | | | | | 2 | 87.89 | 89.89 |
| | SF | Split Time 1 | | | 26.43 | | | | | | | | | | | | | | | | | | | | | | |
| | F | Split Time 1 | | | 26.07 | | | | | | | | | | | | | | | | | | | | | | |
| 7 | 9 | OBLINGER Helmut | AUT | | | | | | | | | | | | | | | | | | | | | | 178.83 | | |
| 10 | SF 9 | - - - - - | | | | | | | | | | | | | | | | | | | | | | | 0 | 88.69 | 88.69 |
| 2 | F 6 | - - - - - | | | | 2 | | | | | | | | | | | | | | | | | | | 2 | 88.14 | 90.14 |
| | SF | Split Time 1 | | | 26.04 | | | | | | | | | | | | | | | | | | | | | | |
| | F | Split Time 1 | | | 26.87 | | | | | | | | | | | | | | | | | | | | | | |



RACE ANALYSIS

成绩分析 / ANALYSE DE LA COURSE

| Rk. | Bib No. | Name | NOC Code | Phase Total | | | | | | | | | | | | | | | | | | | | | | | |
|-------------|---------|------------------------------|--------------|-------------|----------|--------------|---|-------|---|---|--------------|----|--------------|----|----|----|----|-------|----|----|----|----|----|-----------|----------|-----------|--------|
| | | | | Pen. Sec. | Run Time | Run Total | | | | | | | | | | | | | | | | | | | | | |
| Start Order | Ph./Run | Rk | 1 | 2 | 3 | 4 | 5 | 6 | 7 | 8 | 9 | 10 | 11 | 12 | 13 | 14 | 15 | 16 | 17 | 18 | 19 | 20 | 21 | Pen. Sec. | Run Time | Run Total | |
| | | | | | | Split Time 1 | | | | | Split Time 2 | | | | | | | | | | | | | | | | |
| 8 | 12 | POPIELA Dariusz | POL | | | | | | | | | | | | | | | | | | | | | | | | 179.68 |
| | 11 | SF 7 | - | - | - | - | - | - | - | - | - | - | - | - | - | - | - | - | - | - | - | - | - | - | 0 | 88.49 | 88.49 |
| | 4 | F 7 | - | - | - | - | - | - | - | - | - | - | - | - | - | - | - | - | - | - | - | - | - | - | 0 | 91.19 | 91.19 |
| | | SF | Split Time 1 | | | | | 26.83 | | | | | Split Time 2 | | | | | 61.84 | | | | | | | | | |
| | | F | Split Time 1 | | | | | 26.92 | | | | | Split Time 2 | | | | | 63.36 | | | | | | | | | |
| 9 | 15 | BOUTEN Robert | NED | | | | | | | | | | | | | | | | | | | | | | | | 227.99 |
| | 2 | SF 5 | - | - | - | - | - | - | - | - | - | - | - | - | - | - | - | - | - | - | - | - | - | - | 0 | 88.40 | 88.40 |
| | 6 | F 9 | - | - | - | - | - | - | - | - | - | - | - | - | - | - | 50 | - | - | - | - | - | - | - | 50 | 89.59 | 139.59 |
| | | SF | Split Time 1 | | | | | 25.69 | | | | | Split Time 2 | | | | | 62.29 | | | | | | | | | |
| | | F | Split Time 1 | | | | | 26.69 | | | | | Split Time 2 | | | | | 65.39 | | | | | | | | | |
| 10 | 4 | MOLMENTI Daniele | ITA | | | | | | | | | | | | | | | | | | | | | | | | 230.93 |
| | 13 | SF 8 | - | - | - | - | - | - | - | - | - | - | - | - | - | - | 2 | - | - | - | - | - | - | - | 2 | 86.56 | 88.56 |
| | 3 | F 10 | - | - | - | - | - | - | - | - | - | - | - | - | - | - | - | - | - | 50 | 2 | - | - | - | 52 | 90.37 | 142.37 |
| | | SF | Split Time 1 | | | | | 24.50 | | | | | Split Time 2 | | | | | 59.79 | | | | | | | | | |
| | | F | Split Time 1 | | | | | 24.99 | | | | | Split Time 2 | | | | | 59.41 | | | | | | | | | |
| 11 | 14 | HRADILEK Vavrinec | CZE | | | | | | | | | | | | | | | | | | | | | | | | 88.97 |
| | 9 | SF 11 | - | - | - | - | - | - | - | - | - | - | - | - | - | - | - | - | - | - | - | - | - | - | 0 | 88.97 | 88.97 |
| | | SF | Split Time 1 | | | | | 25.31 | | | | | Split Time 2 | | | | | 61.47 | | | | | | | | | |
| 12 | 11 | CIBAK Peter | SVK | | | | | | | | | | | | | | | | | | | | | | | | 89.41 |
| | 5 | SF 12 | - | - | - | - | - | - | - | - | - | - | - | - | 2 | - | - | - | - | - | - | - | - | - | 2 | 87.41 | 89.41 |
| | | SF | Split Time 1 | | | | | 25.92 | | | | | Split Time 2 | | | | | 59.90 | | | | | | | | | |
| 13 | 1 | KAUZER Peter | SLO | | | | | | | | | | | | | | | | | | | | | | | | 89.42 |
| | 15 | SF 13 | - | - | - | - | - | - | - | - | - | - | - | - | - | - | 2 | - | - | - | 2 | - | - | - | 4 | 85.42 | 89.42 |
| | | SF | Split Time 1 | | | | | 25.31 | | | | | Split Time 2 | | | | | 59.43 | | | | | | | | | |
| 14 | 16 | DIEZ CANEDO Guillermo | ESP | | | | | | | | | | | | | | | | | | | | | | | | 90.06 |
| | 4 | SF 14 | - | - | - | - | - | - | - | - | - | - | - | - | - | - | - | - | - | - | - | - | - | 2 | 88.06 | 90.06 | |
| | | SF | Split Time 1 | | | | | 26.36 | | | | | Split Time 2 | | | | | 61.07 | | | | | | | | | |



RACE ANALYSIS

成绩分析 / ANALYSE DE LA COURSE

| Rk. | Bib No. | | Name | NOC Code | Phase Total | | | | | | | | | | | | | | | | | | | | |
|-----|-------------|---------|------|----------|--------------|-----------|----------|-----------|---|---|--------------|---|---|----|----|----|----|----|----|----|----|----|----|----|----|
| | Start Order | Ph./Run | | | Rk | Pen. Sec. | Run Time | Run Total | | | | | | | | | | | | | | | | | |
| | | | | | 1 | 2 | 3 | 4 | 5 | 6 | 7 | 8 | 9 | 10 | 11 | 12 | 13 | 14 | 15 | 16 | 17 | 18 | 19 | 20 | 21 |
| | | | | | Split Time 1 | | | | | | Split Time 2 | | | | | | | | | | | | | | |

| | | | | | | | | | | | | | | | | | | | | | | | | | | | | |
|----|---|----|-----------------------|-----|--------------|---|---|---|---|---|-------|--------------|---|---|---|---|---|-------|---|---|---|---|---|---|---|---|-------|-------|
| 15 | 6 | | WALSH Campbell | GBR | | | | | | | | | | | | | | | | | | | | | | | | 95.74 |
| | 7 | SF | 15 | | - | - | - | - | - | - | - | - | - | - | - | - | - | - | - | 2 | - | - | - | - | - | 2 | 93.74 | 95.74 |
| | | SF | | | Split Time 1 | | | | | | 27.07 | Split Time 2 | | | | | | 67.21 | | | | | | | | | | |

| Gate Summary | 1 | 2 | 3 | 4 | 5 | 6 | 7 | 8 | 9 | 10 | 11 | 12 | 13 | 14 | 15 | 16 | 17 | 18 | 19 | 20 | 21 |
|--------------|---|---|---|---|---|---|---|---|---|----|----|----|----|----|----|----|----|----|----|----|----|
| Touched | 0 | 0 | 1 | 0 | 0 | 0 | 0 | 0 | 0 | 0 | 0 | 1 | 1 | 0 | 1 | 2 | 0 | 0 | 1 | 2 | 0 |
| Missed | 0 | 0 | 0 | 0 | 0 | 0 | 0 | 0 | 0 | 0 | 0 | 0 | 0 | 0 | 1 | 0 | 0 | 0 | 1 | 0 | 0 |

Legend:
 Ph./Run - Phase or Run number Bib No. - Bib Number Rk - Rank Pen. Sec. - Penalty Second Pts - Points
 SF - Semifinal F - Final





After 4 of 4 Events

MEDALLISTS BY EVENT

单项获奖名单 / MÉDAILLÉS PAR ÉPREUVE

As of FRI 15 AUG 2008

| Event Name | Date | Medal | Name | NOC Code |
|-----------------------|-------------|--------|--|----------|
| Canoe Double (C2) Men | 15 Aug 2008 | Gold | HOCHSCHORNER Pavol HOCHSCHORNER Peter | SVK |
| | | Silver | VOLF Jaroslav STEPANEK Ondrej | CZE |
| | | Bronze | KUZNETSOV Mikhail LARIONOV Dmitry | RUS |
| Canoe Single (C1) Men | 12 Aug 2008 | Gold | MARTIKAN Michal | SVK |
| | | Silver | FLORENCE David | GBR |
| | | Bronze | BELL Robin | AUS |
| Kayak (K1) Men | 12 Aug 2008 | Gold | GRIMM Alexander | GER |
| | | Silver | LEFEVRE Fabien | FRA |
| | | Bronze | BOUKPETI Benjamin | TOG |
| Kayak (K1) Women | 15 Aug 2008 | Gold | KALISKA Elena | SVK |
| | | Silver | LAWRENCE Jacqueline | AUS |
| | | Bronze | OBLINGER PETERS Violetta | AUT |



After 4 of 4 Events

MEDALS STANDINGS

奖牌榜 / TABLEAU DES MÉDAILLES

As of FRI 15 AUG 2008

| Rank | NOC | Men | | | | Women | | | | Total | | | | Rank by Total |
|--------------|----------------------|----------|----------|----------|----------|----------|----------|----------|----------|----------|----------|----------|-----------|---------------|
| | | G | S | B | Tot | G | S | B | Tot | G | S | B | Tot | |
| 1 | SVK - Slovakia | 2 | | | 2 | 1 | | | 1 | 3 | | | 3 | 1 |
| 2 | GER - Germany | 1 | | | 1 | | | | | 1 | | | 1 | =3 |
| 3 | AUS - Australia | | | 1 | 1 | | 1 | | 1 | | 1 | 1 | 2 | 2 |
| 4 | CZE - Czech Republic | | 1 | | 1 | | | | | | 1 | | 1 | =3 |
| 4 | FRA - France | | 1 | | 1 | | | | | | 1 | | 1 | =3 |
| 4 | GBR - Great Britain | | 1 | | 1 | | | | | | 1 | | 1 | =3 |
| 7 | AUT - Austria | | | | | | | 1 | 1 | | | 1 | 1 | =3 |
| 7 | RUS - Russian Fed. | | | 1 | 1 | | | | | | | 1 | 1 | =3 |
| 7 | TOG - Togo | | | 1 | 1 | | | | | | | 1 | 1 | =3 |
| Total | | 3 | 3 | 3 | 9 | 1 | 1 | 1 | 3 | 4 | 4 | 4 | 12 | |

Legend:

G - Gold S - Silver B - Bronze Tot - Total '=' - Equal sign indicates that two or more athletes or NOCs share the same rank by total



Beijing 2008



Cycling BMX

20-22 August

OFFICIAL RESULTS BOOK



**UCI COMPETITION OFFICIALS
CYCLING BMX**

| Function | Name | NOC |
|------------------------------|-----------------------------|-------------------------------------|
| Technical Delegate | LINDSTROM Johan | SWE - Sweden |
| President Commissaires Panel | MACKIE Ian | NZL - New Zealand |
| Secretary | Miller Erma | USA - United States of America |
| International Commissaires | STANLEY Ray KERKHOF Stef | AUS - Australia NED - Netherland |



OFFICIAL COMMUNICATION

官方通告 / COMMUNICATION OFFICIELLE

Communiqué No. 1

**Cycling BMX
Competition reschedule**

The Cycling BMX semifinals and finals scheduled for Thursday 21 August 2008, will be postponed due to rain.

The competition will be rescheduled for Friday 22 August 2008, 09:00.

Issued by: Technical Delegate
Time: 08:48
Date: 21 AUG 2008

This decision affects:

RESULTS
SCHEDULE
OTHER

Note: For more details contact Technical Delegate



NUMBER OF ENTRIES BY NOC As of 18 AUG 2008
NOC报名人数 / NOMBRE D'INSCRITS PAR CNO

| NOC | Men Competitors | Women Competitors | Total Competitors |
|----------------------|-----------------|-------------------|-------------------|
| ARG - Argentina | 2 | 2 | 4 |
| AUS - Australia | 3 | 2 | 5 |
| CAN - Canada | 1 | 1 | 2 |
| CHN - China | | 1 | 1 |
| COL - Colombia | 3 | | 3 |
| CZE - Czech Republic | 1 | 1 | 2 |
| DEN - Denmark | 1 | 1 | 2 |
| ECU - Ecuador | 1 | | 1 |
| FRA - France | 2 | 2 | 4 |
| GBR - Great Britain | 1 | 1 | 2 |
| HUN - Hungary | 1 | 1 | 2 |
| ITA - Italy | 1 | | 1 |
| JPN - Japan | 1 | | 1 |
| LAT - Latvia | 3 | | 3 |
| NED - Netherlands | 3 | 1 | 4 |
| NOR - Norway | 1 | | 1 |
| NZL - New Zealand | 1 | 1 | 2 |
| RSA - South Africa | 1 | | 1 |
| SUI - Switzerland | 1 | 1 | 2 |
| USA - United States | 3 | 1 | 4 |
| VEN - Venezuela | 1 | | 1 |
| Total: | 21 | 16 | 48 |



ENTRY LIST BY EVENT As of 18 AUG 2008

按小项的报名名单 / LISTE DES INSCRITS PAR ÉPREUVE

| NOC | Bike Number | Name | UCI Ranking | UCI Code | Date of Birth |
|----------------------|-------------|------------------------|-------------|-------------|---------------|
| ARG - Argentina | 144 | DIAZ Gabriela | 4 | ARG19810102 | 2 JAN 1981 |
| | 145 | DUTTO Maria Belen | 24 | ARG19870522 | 22 MAY 1987 |
| AUS - Australia | 17 | BAILEY Tanya | 10 | AUS19810315 | 15 MAR 1981 |
| | 55 | CALLISTO Nicole | 9 | AUS19871112 | 12 NOV 1987 |
| CAN - Canada | 56 | COOLS Sammy | 7 | CAN19860303 | 3 MAR 1986 |
| CHN - China | 146 | MA Liyun | 90 | CHN19880701 | 1 JUL 1988 |
| CZE - Czech Republic | 4 | HORAKOVA Jana | 14 | CZE19830904 | 4 SEP 1983 |
| DEN - Denmark | 69 | SOERENSEN Amanda | 46 | DEN19851118 | 18 NOV 1985 |
| FRA - France | 2 | CHAUSSON Anne-Caroline | 2 | FRA19771008 | 8 OCT 1977 |
| | 22 | le CORGUILLE Laetitia | 3 | FRA19860729 | 29 JUL 1986 |
| GBR - Great Britain | 1 | READE Shanaze | 6 | GBR19880923 | 23 SEP 1988 |
| HUN - Hungary | 101 | HODI Aniko | 82 | HUN19860411 | 11 APR 1986 |
| NED - Netherlands | 66 | KLAUS Lieke | 29 | NED19891028 | 28 OCT 1989 |
| NZL - New Zealand | 96 | WALKER Sarah | 1 | NZL19880710 | 10 JUL 1988 |
| SUI - Switzerland | 42 | FAHNDRICH Jenny | 34 | SUI19890425 | 25 APR 1989 |
| USA - United States | 33 | KINTNER Jill | 5 | USA19811024 | 24 OCT 1981 |

Note:

All changes are available in INFO



BMX VENUE
老山小轮车赛场
CIRCUIT BMX

WED 星期三 MER
20 AUG 2008
9:45

CYCLING BMX
自行车 - 小轮车分项 / BMX

WOMEN
女子竞速 / FEMMES

SEEDING PHASE RUN 2
计时排位赛 第2轮 / RÉPARTITION DES TÊTES DE SÉRIES - 2E MANCHE



RESULTS

比赛成绩 / RÉSULTATS

| Rank | Bike Number | Name | NOC Code | Run1 Time | Run2 Time | Best Time | Gap |
|------|-------------|------------------------|----------|---------------|---------------|-----------|--------|
| 1 | 2 | CHAUSSON Anne-Caroline | FRA | 36.660 | 43.174 | 36.660 | |
| 2 | 1 | READE Shanaze | GBR | 59.330 | 36.882 | 36.882 | +0.222 |
| 3 | 22 | le CORGUILLE Laetitia | FRA | 37.606 | 37.145 | 37.145 | +0.485 |
| 4 | 96 | WALKER Sarah | NZL | 37.187 | 37.549 | 37.187 | +0.527 |
| 5 | 144 | DIAZ Gabriela | ARG | 37.590 | 38.927 | 37.590 | +0.930 |
| 6 | 55 | CALLISTO Nicole | AUS | 38.260 | 37.717 | 37.717 | +1.057 |
| 7 | 33 | KINTNER Jill | USA | 39.031 | 37.913 | 37.913 | +1.253 |
| 8 | 4 | HORAKOVA Jana | CZE | 39.213 | 38.077 | 38.077 | +1.417 |
| 9 | 42 | FAHNDRICH Jenny | SUI | 39.152 | 38.209 | 38.209 | +1.549 |
| 10 | 17 | BAILEY Tanya | AUS | 38.621 | 38.285 | 38.285 | +1.625 |
| 11 | 66 | KLAUS Lieke | NED | 38.709 | 38.808 | 38.709 | +2.049 |
| 12 | 69 | SOERENSEN Amanda | DEN | 39.183 | 38.719 | 38.719 | +2.059 |
| 13 | 56 | COOLS Sammy | CAN | 39.813 | 39.137 | 39.137 | +2.477 |
| 14 | 145 | DUTTO Maria Belen | ARG | 40.423 | 40.193 | 40.193 | +3.533 |
| 15 | 101 | HODI Aniko | HUN | 43.137 | 41.772 | 41.772 | +5.112 |
| 16 | 146 | MA Liyun | CHN | 42.563 | 42.015 | 42.015 | +5.355 |

Note:

In this phase the times achieved in the two runs are not added. Riders are ranked by their best time in either of the two runs. Gap time in the last column shows the time behind of the leaders best time.



RESULTS

比赛成绩 / RÉSULTATS

| Rank | Bike Number | Name | NOC Code | Run1 | Run2 | Run3 | Total | | |
|--------|-------------|------|------------------------|------|--------------|------------|--------------|----|---|
| HEAT 1 | 1 | 2 | CHAUSSON Anne-Caroline | FRA | 36.931 (1) | 37.028 (1) | 36.747 (2) | 4 | Q |
| | 2 | 96 | WALKER Sarah | NZL | 37.499 (2) | 39.038 (3) | 36.731 (1) | 6 | Q |
| | 3 | 144 | DIAZ Gabriela | ARG | 37.605 (3) | 38.235 (2) | DNF (8) | 13 | Q |
| | 4 | 56 | COOLS Sammy | CAN | 39.765 (6) | 39.457 (5) | 38.690 (3) | 14 | Q |
| | 5 | 4 | HORAKOVA Jana | CZE | 39.107 (5) | 39.172 (4) | 1:32.284 (7) | 16 | |
| | 6 | 42 | FAHNDRICH Jenny | SUI | 38.658 (4) | 45.912 (7) | 52.687 (6) | 17 | |
| | 7 | 146 | MA Liyun | CHN | 41.789 (7) | 41.497 (6) | 41.839 (5) | 18 | |
| | 8 | 69 | SOERENSEN Amanda | DEN | DNF (8) | 47.469 (8) | 39.474 (4) | 20 | |
| HEAT 2 | 1 | 22 | le CORGUILLE Laetitia | FRA | 37.917 (1) | 37.130 (1) | 37.076 (2) | 4 | Q |
| | 2 | 33 | KINTNER Jill | USA | 38.950 (3) | 39.700 (3) | 38.235 (3) | 9 | Q |
| | 3 | 1 | READE Shanaze | GBR | 2:17.714 (7) | 39.218 (2) | 36.699 (1) | 10 | Q |
| | 4 | 55 | CALLISTO Nicole | AUS | 38.244 (2) | 47.311 (6) | 38.435 (4) | 12 | Q |
| | 5 | 66 | KLAUS Lieke | NED | 40.955 (4) | 40.143 (4) | 38.800 (5) | 13 | |
| | 6 | 101 | HODI Aniko | HUN | 44.021 (6) | 41.867 (5) | 40.169 (7) | 18 | |
| | 7 | 145 | DUTTO Maria Belen | ARG | 41.307 (5) | 47.927 (7) | 40.295 (8) | 20 | |
| | 8 | 17 | BAILEY Tanya | AUS | DNF (8) | DNF (8) | 39.505 (6) | 22 | |

Qualification Rule: 1-4 from each heat after 3 runs qualify for the Final. Remainder are eliminated

Legend:
DNF Did Not Finish Q Qualified



BMX VENUE
老山小轮车赛场
CIRCUIT BMX

FRI 星期五 VEN
22 AUG 2008
10:30

CYCLING BMX
自行车 - 小轮车分项 / BMX

WOMEN
女子竞速 / FEMMES

FINAL
决赛 / FINALE



RESULTS

比赛成绩 / RÉSULTATS

| Rank | Bike Number | Name | NOC Code | Date of Birth | Time | Gap |
|------|-------------|------------------------|----------|---------------|----------|---------|
| 1 | 2 | CHAUSSON Anne-Caroline | FRA | 8 OCT 1977 | 35.976 | |
| 2 | 22 | le CORGUILLE Laetitia | FRA | 29 JUL 1986 | 38.042 | +2.066 |
| 3 | 33 | KINTNER Jill | USA | 24 OCT 1981 | 38.674 | +2.698 |
| 4 | 96 | WALKER Sarah | NZL | 10 JUL 1988 | 38.805 | +2.829 |
| 5 | 144 | DIAZ Gabriela | ARG | 2 JAN 1981 | 39.747 | +3.771 |
| 6 | 55 | CALLISTO Nicole | AUS | 12 NOV 1987 | 1:19.609 | +43.633 |
| 7 | 56 | COOLS Sammy | CAN | 3 MAR 1986 | DNF | |
| 8 | 1 | READE Shanaze | GBR | 23 SEP 1988 | REL | |

Note:

In the final DNF, REL or DNS are ranked. In case of multiple DNF, REL or DNS, the tiebreaker (within each group) will be the gate selection order of the final

Legend:

DNF Did Not Finish **DNS** Did Not Start **REL** Relegated



COMPETITION BRACKET

竞赛晋级表 / DÉROULEMENT DES COMPÉTITIONS

| Semifinals | | | | Final | | | |
|---------------|------------------------|-----|-----------|---------------|------------------------|-----|-----------|
| Heat 1 | | | | Heat 1 | | | |
| | | | Rk | | | | Rk |
| 2 | CHAUSSON Anne-Caroline | FRA | 1 | 2 | CHAUSSON Anne-Caroline | FRA | 1 |
| 96 | WALKER Sarah | NZL | 2 | 22 | le CORGUILLE Laetitia | FRA | 2 |
| 144 | DIAZ Gabriela | ARG | 3 | 33 | KINTNER Jill | USA | 3 |
| 56 | COOLS Sammy | CAN | 4 | 96 | WALKER Sarah | NZL | 4 |
| 4 | HORAKOVA Jana | CZE | 5 | 144 | DIAZ Gabriela | ARG | 5 |
| 42 | FAHNDRICH Jenny | SUI | 6 | 55 | CALLISTO Nicole | AUS | 6 |
| 146 | MA Liyun | CHN | 7 | 56 | COOLS Sammy | CAN | 7 |
| 69 | SOERENSEN Amanda | DEN | 8 | 1 | READE Shanaze | GBR | 8 |
| Heat 2 | | | | | | | |
| | | | Rk | | | | |
| 22 | le CORGUILLE Laetitia | FRA | 1 | | | | |
| 33 | KINTNER Jill | USA | 2 | | | | |
| 1 | READE Shanaze | GBR | 3 | | | | |
| 55 | CALLISTO Nicole | AUS | 4 | | | | |
| 66 | KLAUS Lieke | NED | 5 | | | | |
| 101 | HODI Aniko | HUN | 6 | | | | |
| 145 | DUTTO Maria Belen | ARG | 7 | | | | |
| 17 | BAILEY Tanya | AUS | 8 | | | | |

Legend:
Rk Rank



ENTRY LIST BY EVENT As of 18 AUG 2008

按小项的报名名单 / LISTE DES INSCRITS PAR ÉPREUVE

| NOC | Bike Number | Name | UCI Ranking | UCI Code | Date of Birth |
|----------------------|-------------|----------------------------------|-------------|-------------|---------------|
| ARG - Argentina | 100 | BECERINE Cristian Daniel | 35 | ARG19770417 | 17 APR 1977 |
| | 90 | MARINO Ramiro | 25 | ARG19881116 | 16 NOV 1988 |
| AUS - Australia | 53 | GRAVES Jared | 2 | AUS19821216 | 16 DEC 1982 |
| | 454 | KAMAKAZI | 15 | AUS19810803 | 3 AUG 1981 |
| | 17 | MADILL Luke | 6 | AUS19800528 | 28 MAY 1980 |
| CAN - Canada | 30 | ERWOOD Scott | 102 | CAN19871020 | 20 OCT 1987 |
| COL - Colombia | 112 | CASTRO Augusto | 30 | COL19861219 | 19 DEC 1986 |
| | 717 | JIMENEZ Andres | 16 | COL19860827 | 27 AUG 1986 |
| | 113 | SALAZAR Sergio | 22 | COL19860323 | 23 MAR 1986 |
| CZE - Czech Republic | 12 | PROKOP Michal | 7 | CZE19810401 | 1 APR 1981 |
| DEN - Denmark | 23 | BALTZERSEN Henrik | 79 | DEN19840814 | 14 AUG 1984 |
| ECU - Ecuador | 50 | FALLA Emilio | 20 | ECU19860612 | 12 JUN 1986 |
| FRA - France | 11 | ALLIER Thomas | 43 | FRA19750324 | 24 MAR 1975 |
| | 69 | GODET Damien | 17 | FRA19861110 | 10 NOV 1986 |
| GBR - Great Britain | 65 | PHILLIPS Liam | 180 | GBR19890311 | 11 MAR 1989 |
| HUN - Hungary | 39 | RADASICS Vilmos | 98 | HUN19831025 | 25 OCT 1983 |
| ITA - Italy | 28 | de VECCHI Manuel | 44 | ITA19801008 | 8 OCT 1980 |
| JPN - Japan | 57 | SAKAMOTO Akifumi | 93 | JPN19820225 | 25 FEB 1982 |
| LAT - Latvia | 256 | LAKUCS Ivo | 10 | LAT19790304 | 4 MAR 1979 |
| | 114 | MATISONS Arturs | 19 | LAT19850506 | 6 MAY 1985 |
| | 1 | STROMBERGS Maris | 4 | LAT19870310 | 10 MAR 1987 |
| NED - Netherlands | 77 | de WILDE Robert | 14 | NED19770430 | 30 APR 1977 |
| | 72 | van den WILDENBERG Rob | 29 | NED19820302 | 2 MAR 1982 |
| | 121 | van der BIEZEN Raymon | 36 | NED19870114 | 14 JAN 1987 |
| NOR - Norway | 32 | KARTFJORD Sebastian | 63 | NOR19870806 | 6 AUG 1987 |
| NZL - New Zealand | 777 | WILLERS Marc | 5 | NZL19850911 | 11 SEP 1985 |
| RSA - South Africa | 105 | NHLAPO Sifiso | 9 | RSA19870513 | 13 MAY 1987 |
| SUI - Switzerland | 13 | RINDERKNECHT Roger | 49 | SUI19810504 | 4 MAY 1981 |
| USA - United States | 88 | BENNETT Kyle | 3 | USA19790925 | 25 SEP 1979 |
| | 365 | DAY Mike | 11 | USA19841019 | 19 OCT 1984 |
| | 10 | ROBINSON Donny | 1 | USA19830617 | 17 JUN 1983 |
| VEN - Venezuela | 8 | SUAREZ FREITEZ Jonathan Fernando | 8 | VEN19821208 | 8 DEC 1982 |

Note:
All changes are available in INFO



RESULTS

比赛成绩 / RÉSULTATS

| Rank | Bike Number | Name | NOC Code | Run1 Time | Run2 Time | Best Time | Gap |
|------|-------------|----------------------------------|----------|---------------|---------------|-----------|--------|
| 1 | 365 | DAY Mike | USA | 36.127 | 35.692 | 35.692 | |
| 2 | 1 | STROMBERGS Maris | LAT | 35.910 | 36.198 | 35.910 | +0.218 |
| 3 | 69 | GODET Damien | FRA | 36.517 | 36.008 | 36.008 | +0.316 |
| 4 | 114 | MATISONS Arturs | LAT | 36.210 | 36.072 | 36.072 | +0.380 |
| 5 | 121 | van der BIEZEN Raymon | NED | 36.112 | 40.153 | 36.112 | +0.420 |
| 6 | 113 | SALAZAR Sergio | COL | 36.677 | 36.145 | 36.145 | +0.453 |
| 7 | 112 | CASTRO Augusto | COL | 36.301 | 38.445 | 36.301 | +0.609 |
| 8 | 8 | SUAREZ FREITEZ Jonathan Fernando | VEN | 37.120 | 36.325 | 36.325 | +0.633 |
| 9 | 717 | JIMENEZ Andres | COL | 36.893 | 36.339 | 36.339 | +0.647 |
| 10 | 28 | de VECCHI Manuel | ITA | 37.309 | 36.351 | 36.351 | +0.659 |
| 11 | 53 | GRAVES Jared | AUS | 36.372 | DNF | 36.372 | +0.680 |
| 12 | 88 | BENNETT Kyle | USA | 36.491 | 36.421 | 36.421 | +0.729 |
| 13 | 105 | NHLAPO Sifiso | RSA | 36.867 | 36.428 | 36.428 | +0.736 |
| 14 | 13 | RINDERKNECHT Roger | SUI | 36.466 | DNF | 36.466 | +0.774 |
| 15 | 454 | KAMAKAZI | AUS | 37.054 | 36.492 | 36.492 | +0.800 |
| 16 | 256 | LAKUCS Ivo | LAT | 36.770 | 36.509 | 36.509 | +0.817 |
| 17 | 777 | WILLERS Marc | NZL | 36.725 | 36.519 | 36.519 | +0.827 |
| 18 | 72 | van den WILDENBERG Rob | NED | 36.522 | 39.167 | 36.522 | +0.830 |
| 19 | 11 | ALLIER Thomas | FRA | 37.176 | 36.649 | 36.649 | +0.957 |
| 20 | 12 | PROKOP Michal | CZE | 37.127 | 36.689 | 36.689 | +0.997 |
| 21 | 90 | MARINO Ramiro | ARG | 36.768 | 37.029 | 36.768 | +1.076 |
| 22 | 17 | MADILL Luke | AUS | 36.923 | 36.795 | 36.795 | +1.103 |
| 23 | 77 | de WILDE Robert | NED | 36.803 | 50.268 | 36.803 | +1.111 |
| 24 | 10 | ROBINSON Donny | USA | 36.810 | 36.868 | 36.810 | +1.118 |
| 25 | 50 | FALLA Emilio | ECU | 37.942 | 36.993 | 36.993 | +1.301 |
| 26 | 30 | ERWOOD Scott | CAN | 37.534 | 37.050 | 37.050 | +1.358 |
| 27 | 100 | BECERINE Cristian Daniel | ARG | 37.756 | 37.253 | 37.253 | +1.561 |
| 28 | 65 | PHILLIPS Liam | GBR | 37.392 | 37.470 | 37.392 | +1.700 |
| 29 | 23 | BALTZERSEN Henrik | DEN | 37.671 | 37.635 | 37.635 | +1.943 |
| 30 | 32 | KARTFJORD Sebastian | NOR | 39.389 | 38.688 | 38.688 | +2.996 |
| 31 | 39 | RADASICS Vilmos | HUN | 39.935 | 38.830 | 38.830 | +3.138 |
| 32 | 57 | SAKAMOTO Akifumi | JPN | 40.548 | 41.211 | 40.548 | +4.856 |

Note:

In this phase the times achieved in the two runs are not added. Riders are ranked by their best time in either of the two runs. Gap time in the last column shows the time behind of the leaders best time.

Legend:

DNF Did Not Finish



RESULTS

比赛成绩 / RÉSULTATS

| | Rank | Bike Number | Name | NOC Code | Run1 | | Run2 | | Run3 | | Total | |
|--------|------|-------------|--------------------------|----------|--------|-----|----------|-----|----------|-----|-------|---|
| HEAT 1 | 1 | 365 | DAY Mike | USA | 36.170 | (1) | 36.080 | (1) | 36.122 | (1) | 3 | Q |
| | 2 | 777 | WILLERS Marc | NZL | 47.614 | (4) | 36.253 | (3) | 36.278 | (2) | 9 | Q |
| | 3 | 10 | ROBINSON Donny | USA | 48.906 | (6) | 36.235 | (2) | 36.490 | (3) | 11 | Q |
| | 4 | 717 | JIMENEZ Andres | COL | 36.619 | (2) | 36.939 | (5) | 36.660 | (4) | 11 | Q |
| | 5 | 8 | SUAREZ FREITEZ JF | VEN | 53.614 | (8) | 36.481 | (4) | 36.789 | (5) | 17 | |
| | 6 | 50 | FALLA Emilio | ECU | 37.080 | (3) | 37.381 | (6) | 1:02.877 | (8) | 17 | |
| | 7 | 57 | SAKAMOTO Akifumi | JPN | 48.487 | (5) | 42.614 | (8) | 40.046 | (6) | 19 | |
| | 8 | 256 | LAKUCS Ivo | LAT | 53.300 | (7) | 39.213 | (7) | 57.461 | (7) | 21 | |
| HEAT 2 | 1 | 105 | NHLAPO Sifiso | RSA | 36.796 | (3) | 36.325 | (2) | 36.507 | (1) | 6 | Q |
| | 2 | 114 | MATISONS Arturs | LAT | 35.903 | (1) | 36.819 | (3) | 37.037 | (2) | 6 | Q |
| | 3 | 121 | van der BIEZEN Raymon | NED | 37.205 | (4) | 35.878 | (1) | 1:04.709 | (5) | 10 | Q |
| | 4 | 88 | BENNETT Kyle | USA | 36.639 | (2) | 37.146 | (4) | DNF | (8) | 14 | Q |
| | 5 | 23 | BALTZERSEN Henrik | DEN | 38.561 | (8) | 39.083 | (5) | 38.846 | (3) | 16 | |
| | 6 | 12 | PROKOP Michal | CZE | 38.535 | (7) | 41.915 | (7) | 56.171 | (4) | 18 | |
| | 7 | 65 | PHILLIPS Liam | GBR | 37.773 | (5) | 41.219 | (6) | 1:27.010 | (7) | 18 | |
| | 8 | 90 | MARINO Ramiro | ARG | 38.202 | (6) | DNF | (8) | 1:16.617 | (6) | 20 | |
| HEAT 3 | 1 | 1 | STROMBERGS Maris | LAT | 36.762 | (1) | 35.934 | (1) | 40.628 | (5) | 7 | Q |
| | 2 | 72 | van den WILDENBERG Rob | NED | 37.403 | (2) | 37.024 | (5) | 37.176 | (1) | 8 | Q |
| | 3 | 28 | de VECCHI Manuel | ITA | 37.416 | (3) | 37.284 | (6) | 37.840 | (2) | 11 | Q |
| | 4 | 454 | KAMAKAZI | AUS | 42.377 | (7) | 36.785 | (3) | 38.463 | (3) | 13 | Q |
| | 5 | 112 | CASTRO Augusto | COL | 37.609 | (4) | 36.992 | (4) | 42.473 | (6) | 14 | |
| | 6 | 39 | RADASICS Vilmos | HUN | 38.725 | (6) | 39.220 | (8) | 39.276 | (4) | 18 | |
| | 7 | 77 | de WILDE Robert | NED | 54.105 | (8) | 36.237 | (2) | 1:08.185 | (8) | 18 | |
| | 8 | 30 | ERWOOD Scott | CAN | 37.989 | (5) | 37.653 | (7) | 50.052 | (7) | 19 | |
| HEAT 4 | 1 | 53 | GRAVES Jared | AUS | 38.067 | (1) | 36.496 | (2) | 36.076 | (1) | 4 | Q |
| | 2 | 100 | BECERINE Cristian Daniel | ARG | 38.399 | (2) | 42.733 | (7) | 36.985 | (2) | 11 | Q |
| | 3 | 13 | RINDERKNECHT Roger | SUI | 54.234 | (8) | 36.462 | (1) | 37.136 | (3) | 12 | Q |
| | 4 | 69 | GODET Damien | FRA | 41.241 | (3) | 40.221 | (4) | 38.023 | (6) | 13 | Q |
| | 5 | 113 | SALAZAR Sergio | COL | 54.216 | (7) | 37.479 | (3) | 37.573 | (5) | 15 | |
| | 6 | 11 | ALLIER Thomas | FRA | 41.594 | (4) | 41.043 | (5) | 38.037 | (7) | 16 | |
| | 7 | 17 | MADILL Luke | AUS | 51.198 | (6) | 1:02.432 | (8) | 37.420 | (4) | 18 | |
| | 8 | 32 | KARTFJORD Sebastian | NOR | 42.658 | (5) | 42.625 | (6) | 38.821 | (8) | 19 | |

Qualification Rule: 1-4 from each heat after 3 runs qualify for the Semifinals. Remainder are eliminated

Legend:
DNF Did Not Finish Q Qualified



RESULTS

比赛成绩 / RÉSULTATS

| Rank | Bike Number | Name | NOC Code | Run1 | Run2 | Run3 | Total | |
|---------------|-------------|------------------------------|----------|--------------|--------------|------------|-------|----------|
| HEAT 1 | 1 | 365 DAY Mike | USA | 36.470 (1) | 36.219 (1) | 37.461 (3) | 5 | Q |
| | 2 | 105 NHLAPO Sifiso | RSA | 37.197 (3) | 36.597 (3) | 36.457 (2) | 8 | Q |
| | 3 | 10 ROBINSON Donny | USA | 36.832 (2) | 36.462 (2) | 56.249 (6) | 10 | Q |
| | 4 | 717 JIMENEZ Andres | COL | 37.363 (4) | 36.862 (4) | 44.507 (5) | 13 | Q |
| | 5 | 121 van der BIEZEN Raymon | NED | 55.121 (7) | 37.258 (6) | 36.200 (1) | 14 | |
| | 6 | 88 BENNETT Kyle | USA | 43.518 (5) | 37.200 (5) | 43.897 (4) | 14 | |
| | 7 | 114 MATISONS Arturs | LAT | 53.379 (6) | 1:17.170 (8) | DNF (8) | 22 | |
| | 8 | 777 WILLERS Marc | NZL | 1:22.619 (8) | 43.256 (7) | DNF (8) | 23 | |
| HEAT 2 | 1 | 1 STROMBERGS Maris | LAT | 36.485 (1) | 35.969 (1) | 36.071 (1) | 3 | Q |
| | 2 | 72 van den WILDENBERG Rob | NED | 37.277 (3) | 36.360 (2) | 37.496 (4) | 9 | Q |
| | 3 | 53 GRAVES Jared | AUS | 36.904 (2) | 39.296 (5) | 37.242 (3) | 10 | Q |
| | 4 | 69 GODET Damien | FRA | 37.410 (4) | 36.707 (4) | 37.805 (6) | 14 | Q |
| | 5 | 100 BECERINE Cristian Daniel | ARG | 37.480 (5) | DNF (8) | 37.079 (2) | 15 | |
| | 6 | 454 KAMAKAZI | AUS | 42.551 (7) | 41.256 (6) | 37.497 (5) | 18 | |
| | 7 | 13 RINDERKNECHT Roger | SUI | DNF (8) | 36.610 (3) | 48.734 (8) | 19 | |
| | 8 | 28 de VECCHI Manuel | ITA | 38.018 (6) | 42.148 (7) | 38.208 (7) | 20 | |

Qualification Rule: 1-4 from each heat after 3 runs qualify for the Final. Remainder are eliminated

Legend:
DNF Did Not Finish Q Qualified



BMX VENUE
老山小轮车赛场
CIRCUIT BMX

FRI 星期五 VEN
22 AUG 2008
10:40

CYCLING BMX
自行车 - 小轮车分项 / BMX

MEN
男子竞速 / HOMMES

FINAL
决赛 / FINALE



RESULTS

比赛成绩 / RÉSULTATS

| Rank | Bike Number | Name | NOC Code | Date of Birth | Time | Gap |
|------|-------------|------------------------|----------|---------------|----------|-----------|
| 1 | 1 | STROMBERGS Maris | LAT | 10 MAR 1987 | 36.190 | |
| 2 | 365 | DAY Mike | USA | 19 OCT 1984 | 36.606 | +0.416 |
| 3 | 10 | ROBINSON Donny | USA | 17 JUN 1983 | 36.972 | +0.782 |
| 4 | 717 | JIMENEZ Andres | COL | 27 AUG 1986 | 39.137 | +2.947 |
| 5 | 72 | van den WILDENBERG Rob | NED | 2 MAR 1982 | 39.772 | +3.582 |
| 6 | 53 | GRAVES Jared | AUS | 16 DEC 1982 | 2:19.233 | +1:43.043 |
| 7 | 105 | NHLAPO Sifiso | RSA | 13 MAY 1987 | DNF | |
| 8 | 69 | GODET Damien | FRA | 10 NOV 1986 | DNF | |

Note:

In the final DNF, REL or DNS are ranked. In case of multiple DNF, REL or DNS, the tiebreaker (within each group) will be the gate selection order of the final

Legend:

DNF Did Not Finish **DNS** Did Not Start **REL** Relegated



COMPETITION BRACKET

竞赛晋级表 / DÉROULEMENT DES COMPÉTITIONS

| Quarterfinals | Semifinals | Final |
|---------------|------------|-------|
|---------------|------------|-------|

| Heat 1 | | Rk |
|---------------------|-----|----|
| 365 DAY Mike | USA | 1 |
| 777 WILLERS Marc | NZL | 2 |
| 10 ROBINSON Donny | USA | 3 |
| 717 JIMENEZ Andres | COL | 4 |
| 8 DAY M | VEN | 5 |
| 50 FALLA Emilio | ECU | 6 |
| 57 SAKAMOTO Akifumi | JPN | 7 |
| 256 LAKUCS Ivo | LAT | 8 |

| Heat 2 | | Rk |
|---------------------------|-----|----|
| 105 NHLAPO Sifiso | RSA | 1 |
| 114 MATISONS Arturs | LAT | 2 |
| 121 van der BIEZEN Raymon | NED | 3 |
| 88 BENNETT Kyle | USA | 4 |
| 23 BALTZERSEN Henrik | DEN | 5 |
| 12 PROKOP Michal | CZE | 6 |
| 65 PHILLIPS Liam | GBR | 7 |
| 90 MARINO Ramiro | ARG | 8 |

| Heat 3 | | Rk |
|---------------------------|-----|----|
| 1 STROMBERGS Maris | LAT | 1 |
| 72 van den WILDENBERG Rob | NED | 2 |
| 28 de VECCHI Manuel | ITA | 3 |
| 454 KAMAKAZI | AUS | 4 |
| 112 CASTRO Augusto | COL | 5 |
| 39 RADASICS Vilmos | HUN | 6 |
| 77 de WILDE Robert | NED | 7 |
| 30 ERWOOD Scott | CAN | 8 |

| Heat 4 | | Rk |
|------------------------------|-----|----|
| 53 GRAVES Jared | AUS | 1 |
| 100 BECERINE Cristian Daniel | ARG | 2 |
| 13 RINDERKNECHT Roger | SUI | 3 |
| 69 GODET Damien | FRA | 4 |
| 113 SALAZAR Sergio | COL | 5 |
| 11 ALLIER Thomas | FRA | 6 |
| 17 MADILL Luke | AUS | 7 |
| 32 KARTFJORD Sebastian | NOR | 8 |

| Heat 1 | | Rk |
|---------------------------|-----|----|
| 365 DAY Mike | USA | 1 |
| 105 NHLAPO Sifiso | RSA | 2 |
| 10 ROBINSON Donny | USA | 3 |
| 717 JIMENEZ Andres | COL | 4 |
| 121 van der BIEZEN Raymon | NED | 5 |
| 88 BENNETT Kyle | USA | 6 |
| 114 MATISONS Arturs | LAT | 7 |
| 777 WILLERS Marc | NZL | 8 |

| Heat 2 | | Rk |
|------------------------------|-----|----|
| 1 STROMBERGS Maris | LAT | 1 |
| 72 van den WILDENBERG Rob | NED | 2 |
| 53 GRAVES Jared | AUS | 3 |
| 69 GODET Damien | FRA | 4 |
| 100 BECERINE Cristian Daniel | ARG | 5 |
| 454 KAMAKAZI | AUS | 6 |
| 13 RINDERKNECHT Roger | SUI | 7 |
| 28 de VECCHI Manuel | ITA | 8 |

| | | Rk |
|---------------------------|-----|----|
| 1 STROMBERGS Maris | LAT | 1 |
| 365 DAY Mike | USA | 2 |
| 10 ROBINSON Donny | USA | 3 |
| 717 JIMENEZ Andres | COL | 4 |
| 72 van den WILDENBERG Rob | NED | 5 |
| 53 GRAVES Jared | AUS | 6 |
| 105 NHLAPO Sifiso | RSA | 7 |
| 69 GODET Damien | FRA | 8 |

Legend:
Rk Rank



MEDAL STANDINGS As of 22 AUG 2008
奖牌榜 / CLASSEMENT DES MÉDAILLES

AFTER 2 OF 2 EVENTS

| Rank | NOC | Men | | | | Women | | | | Total | | | | Rank by Total |
|------|---------------------|----------|----------|----------|----------|----------|----------|----------|----------|----------|----------|----------|----------|---------------|
| | | G | S | B | Tot | G | S | B | Tot | G | S | B | Tot | |
| 1 | FRA - France | | | | | 1 | 1 | | 2 | 1 | 1 | | 2 | 2 |
| 2 | LAT - Latvia | 1 | | | 1 | | | | | 1 | | | 1 | 3 |
| 3 | USA - United States | | 1 | 1 | 2 | | | 1 | 1 | | 1 | 2 | 3 | 1 |
| | Total: | 1 | 1 | 1 | 3 | 1 | 1 | 1 | 3 | 2 | 2 | 2 | 6 | |

Legend:

= Equal sign indicates that two or more NOCs share the same rank by total

G Gold

S Silver

Tot Total

B Bronze

UCI MEDAL STANDINGS As of 23 AUG 2008

国际自盟奖牌榜 / CLASSEMENT DES MÉDAILLES UCI

AFTER 18 OF 18 EVENTS

| Rank | NOC | Cycling Track | | | | Cycling Road | | | | Cycling Mountain Bike | | | | Cycling BMX | | | | Total | | | | Rank by Total |
|------|---------------------|---------------|-----------|-----------|-----------|--------------|----------|----------|-----------|-----------------------|----------|----------|----------|-------------|----------|----------|----------|-----------|-----------|-----------|-----------|---------------|
| | | G | S | B | Tot | G | S | B | Tot | G | S | B | Tot | G | S | B | Tot | G | S | B | Tot | |
| 1 | GBR - Great Britain | 7 | 3 | 2 | 12 | 1 | 1 | | 2 | | | | | | | | | 8 | 4 | 2 | 14 | 1 |
| 2 | FRA - France | | 1 | 1 | 2 | | | | | 1 | 1 | | 2 | 1 | 1 | | 2 | 2 | 3 | 1 | 6 | 2 |
| 3 | ESP - Spain | 1 | 1 | 1 | 3 | 1 | | | 1 | | | | | | | | 2 | 1 | 1 | 4 | =4 | |
| 4 | USA - United States | | | | | 1 | | 1 | 2 | | | | | 1 | 2 | 3 | 1 | 1 | 3 | 5 | 3 | |
| 5 | GER - Germany | | 1 | 1 | 2 | | | | | 1 | | 1 | | | | | 1 | 1 | 1 | 3 | 6 | |
| 6 | SUI - Switzerland | | | | | 1 | | 2 | 3 | | | 1 | 1 | | | | 1 | | 3 | 4 | =4 | |
| 7 | ARG - Argentina | 1 | | | 1 | | | | | | | | | | | | 1 | | | 1 | =11 | |
| 7 | LAT - Latvia | | | | | | | | | | | | 1 | | | 1 | 1 | | | 1 | =11 | |
| 7 | NED - Netherlands | 1 | | | 1 | | | | | | | | | | | | 1 | | | 1 | =11 | |
| 10 | SWE - Sweden | | | | | | 2 | | 2 | | | | | | | | | 2 | | 2 | =7 | |
| 11 | ITA - Italy | | | | | | 1 | 1 | 2 | | | | | | | | | 1 | 1 | 2 | =7 | |
| 11 | NZL - New Zealand | | 1 | 1 | 2 | | | | | | | | | | | | | 1 | 1 | 2 | =7 | |
| 13 | AUS - Australia | | 1 | | 1 | | | | | | | | | | | | | 1 | | 1 | =11 | |
| 13 | CUB - Cuba | | 1 | | 1 | | | | | | | | | | | | | 1 | | 1 | =11 | |
| 13 | DEN - Denmark | | 1 | | 1 | | | | | | | | | | | | | 1 | | 1 | =11 | |
| 13 | POL - Poland | | | | | | | | | | 1 | | 1 | | | | | 1 | | 1 | =11 | |
| 17 | RUS - Russian Fed. | | | 1 | 1 | | | | | | | 1 | 1 | | | | | | 2 | 2 | =7 | |
| 18 | CHN - China | | | 1 | 1 | | | | | | | | | | | | | | 1 | 1 | =11 | |
| 18 | JPN - Japan | | | 1 | 1 | | | | | | | | | | | | | | 1 | 1 | =11 | |
| 18 | UKR - Ukraine | | | 1 | 1 | | | | | | | | | | | | | | 1 | 1 | =11 | |
| | Total: | 10 | 10 | 10 | 30 | 4 | 4 | 4 | 12 | 2 | 2 | 2 | 6 | 2 | 2 | 2 | 6 | 18 | 18 | 18 | 54 | |

Legend:

= Equal sign indicates that two or more NOCs share the same rank by total **B** Bronze **G** Gold **S** Silver **Tot** Total



Beijing 2008



Cycling Mountain bike

23 August

OFFICIAL RESULTS BOOK



**UCI COMPETITION OFFICIALS
CYCLING MOUNTAIN BIKE**

| Function | Name | NOC |
|-------------------------------------|----------------------|-----------------------------------|
| Technical Delegate | VAN DEN ABEELE Peter | BEL - Belgium |
| President Commissaires Panel | MC CORD Andrew | USA- United States of America |
| Secretary | BEDARD Josée | CAN - Canada |
| International Commissaires | CALDER Simon | AUS - Australia |
| | FORSTMAYER Alexander | AUT - Austria |
| | NEETHLING Arno | RSA - Republic of South Africa |
| | NUNNINGER Thierry | FRA - France |
| | ZHAO Jinshan | CHN - People' s Republic of China |



OFFICIAL COMMUNICATION

官方通告 / COMMUNICATION OFFICIELLE

Communiqué No. 2

Mountain Bike Schedule General Information

Revision 1

Monday, 18/08/2008

- 10.00 - 12.00 Distribution of training numbers (1)
- 10.00 - 12.00 Official Training (Men and Women)
- 14.00 - 17.00 Official Training (Men and Women)

Tuesday, 19/08/2008

- 09.00 - 12.00 Official Training (Men and Women)
- 14.00 - 17.00 Official Training (Men and Women)

Wednesday, 20/08/2008

- 09.00 - 12.00 Official Training (Men and Women)

Thursday, 21/08/2008

- 09.00 - 12.00 Official Training (Men and Women)
- 10.00 - 12.00 Rider confirmation (Men and Women) (2)
- 16.00 Team Managers Meeting (3)

Friday, 22/08/2008

- 09.00 - 12.00 Official Training
- 13.30 - 14.30 Transponder pick-up
- 15.00 - 17.00 Women Olympic Cross-Country

Saturday, 23/08/2008

- 09.00 - 12.00 Official Training
- 13.30 - 14.30 Transponder pick-up
- 15.00 - 17.30 Men Olympic Cross-Country

NOTES

1. Training number plates (plates indicating NOC of the rider(s) will be issued to use during training
2. Riders Confirmation for men and women including license check, NOC outfit verification, hotel confirmation. Location: MTB Laoshan Complex Building
3. Distribution of race numbers, feed/technical assistance zones accreditation will be at the conclusion of the Team Manager's Meeting

Rider Confirmation

Date & Time: August 21, 2008 between 10:00 and 12:00
Location: MTB Laoshan Complex Building

Team Managers are reminded to bring their rider's licenses and an example of their country's National Team jersey and shorts for inspection by the Commissaire's Panel during number distribution.

Please note that the distribution of official race numbers and feed/technical zone passes will be conducted at the conclusion of the meeting. Distribution will be by call up and in the order of the Men's Nation's Ranking.

Uniform and Equipment Requirements

All uniforms and equipment used during the 2008 Beijing Olympic Games shall conform to Rule 53 of the Olympic Charter and its by-laws as well as the International Olympic Committee's Manufacturer Identification Guidelines concerning clothing, equipment and accessories used during these Games. Please note that these rules apply to riders and other accredited team officials. These rules apply during training as well as competition.

Issued by: UCI Commissaires Panel
Time: 16:30
Date: 19 AUG 2008

This decision affects:

| | |
|----------|-------------------------------------|
| RESULTS | <input type="checkbox"/> |
| SCHEDULE | <input type="checkbox"/> |
| OTHER | <input checked="" type="checkbox"/> |

Note: For more details contact UCI Technical Delegate



CYCLING MOUNTAIN BIKE
自行车 - 山地分项 / CYCLISME MOUNTAIN BIKE

WOMEN'S CROSS COUNTRY
女子越野赛 / CROSS-COUNTRY - FEMMES



OFFICIAL COMMUNICATION

官方通告 / COMMUNICATION OFFICIELLE

Communiqué No. 3

**General Information
Women's Cross Country**

Women's Race Program -- August 23, 2008

Transponder Pickup is between 8:30 and 9:30. Pickup is located in tent between Team Building and Start/Finish.

All racers should be in the call-up boxes at 9:45. There will be two boxes and call-up will begin at 9:50. Call up will be by numerical order, except defending Olympic Champion wears number 1, but called up per current ranking.

Race Start at 10:00

Number of laps: 6 laps

Lapped rider and 80% Pullout is located approximately 300 meters prior to the finish. The location will allow riders that are pulled out direct access to the Team Building.

There are two feed/technical zones on the course. Proper feed zone credentials shall be displayed at all time while in the feed zone. Support personnel should wear clothing identifying their NOC. Both zones are feed and technical zones. Each country will be allocated a separate box in each feed zone. The boxes will be allocated by the UCI Nation's Ranking used for qualification to these Games. The top ranked country will be allocated the first box as the riders enter the zone. There is Shimano neutral support. Due to the expected heat, water may be poured on the riders.

Transportation to Feed Zone 2 will be provided. The shuttle to Feed Zone 2 will leave from the Team Building at 9:30.

A separate warm up area has been provided and is located on the asphalt road in front of the Team Building.

The top 3 riders are required to immediately proceed through the mixed zone area to the awards tent. Bottled water will be available in the awards tent. After the awards ceremony, the top three riders are required to attend the press conference located in the MTB Laoshan Complex Building.

After finishing, all other riders are required to proceed through the mixed zone. Team Managers may position themselves immediately after the mixed zone.

Issued by: UCI Commissaires Panel
Time: 16:54
Date: 21 AUG 2008

This decision affects:

| | |
|----------|-------------------------------------|
| RESULTS | <input type="checkbox"/> |
| SCHEDULE | <input type="checkbox"/> |
| OTHER | <input checked="" type="checkbox"/> |

Note: For more details contact the UCI Technical Delegate





CYCLING MOUNTAIN BIKE
自行车 - 山地分项 / CYCLISME MOUNTAIN BIKE

MEN'S CROSS COUNTRY
男子越野赛 / CROSS-COUNTRY - HOMMES



OFFICIAL COMMUNICATION

官方通告 / COMMUNICATION OFFICIELLE

Communiqué No. 4

General Information
Men's Cross Country

Men's Race Program -- August 23, 2008

Transponder Pickup is between 13:30 and 14:30. Pickup is located in tent between Team Building and Start/Finish.

All racers should be in the call-up boxes at 14:45. There will be two boxes and call-up will begin at 14:50. Call-up will be in numerical order.

Race Start at 15:00

Number of laps: 8 laps

Lapped rider and 80% Pullout is located approximately 300 meters prior to the finish. The location will allow riders that are pulled out direct access to the Team Building.

There are two feed/technical zones on the course. Proper feed zone credentials shall be displayed at all time while in the feed zone. Support personnel should wear clothing identifying their NOC. Both zones are feed and technical zones. Each country will be allocated a box in each feed zone. The boxes will be allocated by the UCI Nation's Ranking used for qualification to these Games. The top ranked country will be allocated the first box as the riders enter the zone. There is Shimano neutral support. Due to the expected heat, water may be poured on the riders.

Transportation to Feed Zone 2 will be provided. The shuttle to Feed Zone 2 will leave from the Team Building at 14:30.

A separate warm up area has been provided and is located on the asphalt road in front of the Team Building.

The top 3 riders are required to immediately proceed through the mixed zone area to the awards tent. Bottled water will be available in the awards tent. After the awards ceremony, the top three riders are required to attend the press conference located in the MTB Laoshan Complex Building.

After finishing, all other riders are required to proceed through the mixed zone. Team Managers may position themselves immediately after the mixed zone.

Issued by: UCI Commissaires Panel
Time: 17:01
Date: 21 AUG 2008

This decision affects:

RESULTS
SCHEDULE
OTHER

Note: For more information contact UCI Technical Delegate



CYCLING MOUNTAIN BIKE
自行车 - 山地分项 / CYCLISME MOUNTAIN BIKE

WOMEN'S CROSS COUNTRY
女子越野赛 / CROSS-COUNTRY - FEMMES



OFFICIAL COMMUNICATION

官方通告 / COMMUNICATION OFFICIELLE

Communiqué No. 5

General Information
Women's Cross Country

The Women's Mountain Bike Race has been postponed until 10:00 on August 23, 2008

The estimated time for the Women's Awards Ceremony is 12:15

The Men's Mountain Bike Race will be held as scheduled at 15:00 on August 23, 2008

The estimated time for the Men's Awards Ceremony is 17:30

Issued by: UCI Commissaires Panel
Time: 17:05
Date: 21 AUG 2008

This decision affects:

RESULTS
SCHEDULE
OTHER

Note: For more details contact UCI Technical Delegate



NUMBER OF ENTRIES BY NOC As of 23 AUG 2008
 NOC报名人数 / NOMBRE D'INSCRITS PAR CNO

| NOC | Men | Women | Total Competitors |
|----------------------|-----------|-----------|-------------------|
| ARG - Argentina | 1 | | 1 |
| AUS - Australia | 1 | 1 | 2 |
| AUT - Austria | 1 | 1 | 2 |
| BEL - Belgium | 3 | | 3 |
| BRA - Brazil | 1 | 1 | 2 |
| CAN - Canada | 2 | 2 | 4 |
| CHI - Chile | 1 | 1 | 2 |
| CHN - China | 1 | 2 | 3 |
| COL - Colombia | 1 | | 1 |
| CRC - Costa Rica | 1 | | 1 |
| CZE - Czech Republic | 1 | 1 | 2 |
| DEN - Denmark | 2 | | 2 |
| ESP - Spain | 3 | 1 | 4 |
| FRA - France | 3 | 1 | 4 |
| GBR - Great Britain | 2 | | 2 |
| GER - Germany | 3 | 2 | 5 |
| HKG - Hong Kg, China | 1 | | 1 |
| HUN - Hungary | 1 | | 1 |
| IRL - Ireland | 1 | | 1 |
| ITA - Italy | 2 | 1 | 3 |
| JPN - Japan | 1 | 1 | 2 |
| NAM - Namibia | 1 | | 1 |
| NED - Netherlands | 2 | 1 | 3 |
| NOR - Norway | | 2 | 2 |
| NZL - New Zealand | 1 | 1 | 2 |
| POL - Poland | 1 | 2 | 3 |
| RSA - South Africa | 1 | 1 | 2 |
| RUS - Russian Fed. | 1 | 2 | 3 |
| SLO - Slovenia | | 1 | 1 |
| SUI - Switzerland | 3 | 2 | 5 |
| SVK - Slovakia | | 1 | 1 |
| SWE - Sweden | 2 | | 2 |
| TUR - Turkey | 1 | | 1 |
| UKR - Ukraine | 1 | | 1 |
| USA - United States | 2 | 2 | 4 |
| ZIM - Zimbabwe | 1 | | 1 |
| Total: | 36 | 50 | 80 |



ENTRY LIST BY EVENT As of 23 AUG 2008
按小项的报名名单 / LISTE DES INSCRITS PAR ÉPREUVE

| NOC | Bib Number | Name | UCI Ranking As of 5 AUG 2008 | Date of Birth | Height m / ft in | Weight kg / lbs |
|-----------------------------|------------|-------------------------|------------------------------|---------------|------------------|-----------------|
| AUS - Australia | 24 | STARR Dellys | 50 | 2 OCT 1976 | 1.66 / 5'5" | 61 / 134 |
| AUT - Austria | 9 | OSL Elisabeth | 8 | 21 NOV 1985 | 1.65 / 5'5" | 46 / 101 |
| BRA - Brazil | 23 | MOURAO Jaqueline | 47 | 27 DEC 1975 | 1.70 / 5'7" | 55 / 121 |
| CAN - Canada | 4 | PENDREL Catharine | 3 | 30 SEP 1980 | 1.66 / 5'5" | 50 / 110 |
| | 2 | PREMONT Marie-Helene | 1 | 24 OCT 1977 | 1.60 / 5'3" | 56 / 123 |
| CHI - Chile | 21 | CAMPOS Francisca | 37 | 19 JUL 1985 | 1.69 / 5'7" | 56 / 123 |
| CHN - China | 8 | LIU Ying | 7 | 23 NOV 1985 | 1.65 / 5'5" | 54 / 119 |
| | 14 | REN Chengyuan | 14 | 20 SEP 1986 | 1.64 / 5'5" | 55 / 121 |
| CZE - Czech Republic | 15 | HURIKOVA Tereza | 15 | 11 FEB 1987 | 1.76 / 5'9" | 56 / 123 |
| ESP - Spain | 6 | FULLANA Margarita | 5 | 9 APR 1972 | 1.69 / 5'7" | 50 / 110 |
| FRA - France | 17 | LEBOUCHER Laurence | 22 | 22 FEB 1972 | 1.56 / 5'1" | 50 / 110 |
| GER - Germany | 19 | MORATH Adelheid | 30 | 2 AUG 1984 | 1.64 / 5'5" | 51 / 112 |
| | 3 | SPITZ Sabine | 2 | 27 DEC 1971 | 1.67 / 5'6" | 60 / 132 |
| ITA - Italy | 18 | LECHNER Eva | 28 | 1 JUL 1985 | 1.65 / 5'5" | 51 / 112 |
| JPN - Japan | 29 | KATAYAMA Rie | 72 | 13 SEP 1979 | 1.58 / 5'2" | 47 / 104 |
| NED - Netherlands | 28 | van ROOY Elsbeth | 70 | 25 JAN 1973 | 1.73 / 5'8" | 54 / 119 |
| NOR - Norway | 12 | BYBERG Lene | 11 | 25 NOV 1982 | 1.71 / 5'7" | 56 / 123 |
| | 1 | DAHLE FLESJAA Gunn-Rita | 19 | 10 FEB 1973 | 1.73 / 5'8" | 64 / 141 |
| NZL - New Zealand | 22 | JOSEPH Rosara | 45 | 21 FEB 1982 | 1.69 / 5'7" | 57 / 126 |
| POL - Poland | 26 | DAWIDOWICZ Aleksandra | 55 | 4 FEB 1987 | | |
| | 20 | WLOSZCZOWSKA Maja | 34 | 9 NOV 1983 | | |
| RSA - South Africa | 30 | SPEEDY Yolande | 81 | 30 DEC 1976 | 1.66 / 5'5" | 60 / 132 |
| RUS - Russian Fed. | 27 | ANDREEVA Vera | 66 | 10 MAY 1988 | 1.67 / 5'6" | 64 / 141 |
| | 5 | KALENTYEVA Irina | 4 | 10 NOV 1977 | 1.57 / 5'2" | 45 / 99 |
| SLO - Slovenia | 16 | KLEMENCIC Blaza | 18 | 11 MAR 1980 | 1.72 / 5'8" | 56 / 123 |
| SUI - Switzerland | 11 | HENZI Petra | 10 | 14 OCT 1969 | 1.64 / 5'5" | 56 / 123 |
| | 13 | SCHNEITTER Nathalie | 13 | 19 JUN 1986 | 1.66 / 5'5" | 59 / 130 |
| SVK - Slovakia | 25 | STEVKOVA Janka | 54 | 4 FEB 1976 | | |
| USA - United States | 7 | GOULD Georgia | 6 | 5 JAN 1980 | 1.75 / 5'9" | 61 / 134 |
| | 10 | McCONNELLOUG Mary | 9 | 24 JUN 1971 | 1.65 / 5'5" | 52 / 115 |

Note:
All changes are available in INFO



SAT 星期六 SAM
 23 AUG 2008
 10:00

FINAL RESULTS

成绩公告 / RÉSULTATS FINAUX

Communiqué no. 9

6 laps - 26.7 km / 16.6 miles

| Rank | Bib Number | Name | NOC Code | Average Speed (km/h) | Final Time | Time Behind |
|------|------------|-------------------------|----------|----------------------|------------|-------------|
| 1 | 3 | SPITZ Sabine | GER | 15.230 | 1:45:11 | |
| 2 | 20 | WLOSZCZOWSKA Maja | POL | 15.132 | 1:45:52 | +0:41 |
| 3 | 5 | KALENTYEVA Irina | RUS | 15.046 | 1:46:28 | +1:17 |
| 4 | 4 | PENDREL Catharine | CAN | 15.025 | 1:46:37 | +1:26 |
| 5 | 14 | REN Chengyuan | CHN | 14.879 | 1:47:40 | +2:29 |
| 6 | 11 | HENZI Petra | SUI | 14.740 | 1:48:41 | +3:30 |
| 7 | 10 | McCONNELoug Mary | USA | 14.488 | 1:50:34 | +5:23 |
| 8 | 7 | GOULD Georgia | USA | 14.451 | 1:50:51 | +5:40 |
| 9 | 22 | JOSEPH Rosara | NZL | 14.417 | 1:51:07 | +5:56 |
| 10 | 26 | DAWIDOWICZ Aleksandra | POL | 14.387 | 1:51:21 | +6:10 |
| 11 | 9 | OSL Elisabeth | AUT | 14.348 | 1:51:39 | +6:28 |
| 12 | 8 | LIU Ying | CHN | 14.301 | 1:52:01 | +6:50 |
| 13 | 12 | BYBERG Lene | NOR | 14.137 | 1:53:19 | +8:08 |
| 14 | 28 | van ROOY Elsbeth | NED | 14.114 | 1:53:30 | +8:19 |
| 15 | 13 | SCHNEITTER Nathalie | SUI | 14.089 | 1:53:42 | +8:31 |
| 16 | 18 | LECHNER Eva | ITA | 13.534 | 1:58:22 | +13:11 |
| 17 | 17 | LEBOUCHER Laurence | FRA | 13.248 | 2:00:55 | +15:44 |
| 18 | 19 | MORATH Adelheid | GER | 13.086 | 2:02:25 | +17:14 |
| 19 | 23 | MOURAO Jaqueline | BRA | | -1LAP | |
| 20 | 29 | KATAYAMA Rie | JPN | | -1LAP | |
| 21 | 16 | KLEMENCIC Blaza | SLO | | -1LAP | |
| 22 | 30 | SPEEDY Yolande | RSA | | -2LAP | |
| 23 | 27 | ANDREEVA Vera | RUS | | -2LAP | |
| 24 | 25 | STEVKOVA Janka | SVK | | -2LAP | |
| 25 | 21 | CAMPOS Francisca | CHI | | -2LAP | |
| 26 | 24 | STARR Dellys | AUS | | -2LAP | |
| | 1 | DAHLE FLESJAA Gunn-Rita | NOR | | DNF4 | |
| | 6 | FULLANA Margarita | ESP | | DNF3 | |
| | 2 | PREMONT Marie-Helene | CAN | | DNF2 | |
| | 15 | HURIKOVA Tereza | CZE | | DNF1 | |

Legend:
 -n LAP Lapped with n laps remaining DNFn Did Not Finish (abandoned in lap n)



RACE ANALYSIS
 成绩分析 / ANALYSE DE L'ÉPREUVE
6 laps - 26.7 km / 16.6 miles

Communiqué no. 10

| Rank | Bib No | Name | NOC Code | Lap 1/Lap 6 | | Lap 2 | | Lap 3 | | Lap 4 | | Lap 5 | |
|------|--------|-----------------------|----------|-------------------|-----------------|-------------------|-----------------|-------------------|-----------------|-------------------|-----------------|-------------------|-----------------|
| | | | | Total Time (rank) | Lap Time (rank) | Total Time (rank) | Lap Time (rank) | Total Time (rank) | Lap Time (rank) | Total Time (rank) | Lap Time (rank) | Total Time (rank) | Lap Time (rank) |
| 1 | 3 | SPITZ Sabine | GER | 16:51 | (1) | 33:50 | (1) | 51:11 | (1) | 1:08:46 | (1) | 1:26:46 | (1) |
| | | | | 16:51 | (1) | 16:59 | (1) | 17:21 | (1) | 17:35 | (1) | 18:00 | (3) |
| | | | | 1:45:11 | (1) | | | | | | | | |
| | | | | 18:25 | (7) | | | | | | | | |
| 2 | 20 | WLOSZCZOWSKA Maja | POL | 17:13 | (4) | 34:39 | (2) | 52:03 | (2) | 1:09:47 | (2) | 1:27:41 | (2) |
| | | | | 17:13 | (4) | 17:26 | (4) | 17:24 | (2) | 17:44 | (2) | 17:54 | (1) |
| | | | | 1:45:52 | (2) | | | | | | | | |
| | | | | 18:11 | (4) | | | | | | | | |
| 3 | 5 | KALENTYEVA Irina | RUS | 17:12 | (2) | 34:47 | (5) | 52:26 | (3) | 1:10:31 | (4) | 1:28:38 | (4) |
| | | | | 17:12 | (2) | 17:35 | (5) | 17:39 | (3) | 18:05 | (4) | 18:07 | (4) |
| | | | | 1:46:28 | (3) | | | | | | | | |
| | | | | 17:50 | (1) | | | | | | | | |
| 4 | 4 | PENDREL Catharine | CAN | 17:30 | (8) | 34:42 | (3) | 52:28 | (5) | 1:10:26 | (3) | 1:28:36 | (3) |
| | | | | 17:30 | (8) | 17:12 | (3) | 17:46 | (6) | 17:58 | (3) | 18:10 | (5) |
| | | | | 1:46:37 | (4) | | | | | | | | |
| | | | | 18:01 | (2) | | | | | | | | |
| 5 | 14 | REN Chengyuan | CHN | 18:02 | (17) | 35:40 | (8) | 53:19 | (7) | 1:11:40 | (5) | 1:29:35 | (5) |
| | | | | 18:02 | (17) | 17:38 | (6) | 17:39 | (3) | 18:21 | (5) | 17:55 | (2) |
| | | | | 1:47:40 | (5) | | | | | | | | |
| | | | | 18:05 | (3) | | | | | | | | |
| 6 | 11 | HENZI Petra | SUI | 17:30 | (7) | 35:08 | (6) | 53:23 | (8) | 1:11:50 | (7) | 1:30:13 | (6) |
| | | | | 17:30 | (7) | 17:38 | (6) | 18:15 | (9) | 18:27 | (6) | 18:23 | (6) |
| | | | | 1:48:41 | (6) | | | | | | | | |
| | | | | 18:28 | (8) | | | | | | | | |
| 7 | 10 | McCONNELLOUG Mary | USA | 17:47 | (12) | 35:41 | (10) | 53:57 | (9) | 1:12:57 | (9) | 1:32:13 | (9) |
| | | | | 17:47 | (12) | 17:54 | (9) | 18:16 | (10) | 19:00 | (9) | 19:16 | (12) |
| | | | | 1:50:34 | (7) | | | | | | | | |
| | | | | 18:21 | (6) | | | | | | | | |
| 8 | 7 | GOULD Georgia | USA | 17:43 | (11) | 35:40 | (9) | 54:26 | (10) | 1:13:38 | (11) | 1:32:34 | (11) |
| | | | | 17:43 | (11) | 17:57 | (10) | 18:46 | (13) | 19:12 | (12) | 18:56 | (9) |
| | | | | 1:50:51 | (8) | | | | | | | | |
| | | | | 18:17 | (5) | | | | | | | | |
| 9 | 22 | JOSEPH Rosara | NZL | 18:36 | (23) | 37:07 | (19) | 55:07 | (14) | 1:14:12 | (13) | 1:32:38 | (12) |
| | | | | 18:36 | (23) | 18:31 | (14) | 18:00 | (7) | 19:05 | (10) | 18:26 | (7) |
| | | | | 1:51:07 | (9) | | | | | | | | |
| | | | | 18:29 | (9) | | | | | | | | |
| 10 | 26 | DAWIDOWICZ Aleksandra | POL | 17:25 | (6) | 35:13 | (7) | 53:19 | (6) | 1:12:03 | (8) | 1:32:02 | (7) |
| | | | | 17:25 | (6) | 17:48 | (8) | 18:06 | (8) | 18:44 | (7) | 19:59 | (14) |
| | | | | 1:51:21 | (10) | | | | | | | | |
| | | | | 19:19 | (12) | | | | | | | | |
| 11 | 9 | OSL Elisabeth | AUT | 17:53 | (14) | 36:02 | (12) | 54:38 | (11) | 1:13:24 | (10) | 1:32:28 | (10) |
| | | | | 17:53 | (14) | 18:09 | (11) | 18:36 | (12) | 18:46 | (8) | 19:04 | (11) |
| | | | | 1:51:39 | (11) | | | | | | | | |
| | | | | 19:11 | (11) | | | | | | | | |
| 12 | 8 | LIU Ying | CHN | 17:32 | (9) | 34:43 | (4) | 52:28 | (4) | 1:11:49 | (6) | 1:32:07 | (8) |
| | | | | 17:32 | (9) | 17:11 | (2) | 17:45 | (5) | 19:21 | (13) | 20:18 | (15) |
| | | | | 1:52:01 | (12) | | | | | | | | |
| | | | | 19:54 | (14) | | | | | | | | |
| 13 | 12 | BYBERG Lene | NOR | 17:47 | (13) | 36:04 | (13) | 55:01 | (13) | 1:14:08 | (12) | 1:32:49 | (13) |
| | | | | 17:47 | (13) | 18:17 | (12) | 18:57 | (15) | 19:07 | (11) | 18:41 | (8) |
| | | | | 1:53:19 | (13) | | | | | | | | |
| | | | | 20:30 | (16) | | | | | | | | |



RACE ANALYSIS
 成绩分析 / ANALYSE DE L'ÉPREUVE
6 laps - 26.7 km / 16.6 miles

Communiqué no. 10

| Rank | Bib No | Name | NOC Code | Lap 1/Lap 6 | | Lap 2 | | Lap 3 | | Lap 4 | | Lap 5 | |
|------|--------|---------------------|----------|-------------------|-----------------|-------------------|-----------------|-------------------|-----------------|-------------------|-----------------|-------------------|-----------------|
| | | | | Total Time (rank) | Lap Time (rank) | Total Time (rank) | Lap Time (rank) | Total Time (rank) | Lap Time (rank) | Total Time (rank) | Lap Time (rank) | Total Time (rank) | Lap Time (rank) |
| 14 | 28 | van ROOY Elsbeth | NED | 17:33 | (10) | 36:18 | (14) | 55:13 | (15) | 1:14:35 | (14) | 1:33:53 | (14) |
| | | | | 17:33 | (10) | 18:45 | (16) | 18:55 | (14) | 19:22 | (15) | 19:18 | (13) |
| | | | | 1:53:30 | (14) | | | | | | | | |
| | | | | 19:37 | (13) | | | | | | | | |
| 15 | 13 | SCHNEITTER Nathalie | SUI | 18:16 | (19) | 37:06 | (18) | 56:09 | (16) | 1:15:30 | (15) | 1:34:32 | (15) |
| | | | | 18:16 | (19) | 18:50 | (18) | 19:03 | (16) | 19:21 | (13) | 19:02 | (10) |
| | | | | 1:53:42 | (15) | | | | | | | | |
| | | | | 19:10 | (10) | | | | | | | | |
| 16 | 18 | LECHNER Eva | ITA | 17:57 | (15) | 36:46 | (16) | 56:22 | (17) | 1:17:07 | (16) | 1:38:14 | (16) |
| | | | | 17:57 | (15) | 18:49 | (17) | 19:36 | (17) | 20:45 | (20) | 21:07 | (18) |
| | | | | 1:58:22 | (16) | | | | | | | | |
| | | | | 20:08 | (15) | | | | | | | | |
| 17 | 17 | LEBOUCHER Laurence | FRA | 18:02 | (16) | 37:05 | (17) | 58:02 | (19) | 1:18:17 | (18) | 1:39:22 | (18) |
| | | | | 18:02 | (16) | 19:03 | (19) | 20:57 | (23) | 20:15 | (17) | 21:05 | (17) |
| | | | | 2:00:55 | (17) | | | | | | | | |
| | | | | 21:33 | (17) | | | | | | | | |
| 18 | 19 | MORATH Adelheid | GER | 18:35 | (22) | 37:44 | (20) | 57:40 | (18) | 1:18:16 | (17) | 1:39:13 | (17) |
| | | | | 18:35 | (22) | 19:09 | (20) | 19:56 | (18) | 20:36 | (19) | 20:57 | (16) |
| | | | | 2:02:25 | (18) | | | | | | | | |
| | | | | 23:12 | (18) | | | | | | | | |
| 19 | 23 | MOURAO Jaqueline | BRA | 18:52 | (24) | 40:40 | (27) | 1:00:56 | (24) | 1:20:58 | (21) | -1LAP | |
| | | | | 18:52 | (24) | 21:48 | (28) | 20:16 | (20) | 20:02 | (16) | | |
| 20 | 29 | KATAYAMA Rie | JPN | 19:11 | (26) | 38:38 | (23) | 59:33 | (21) | 1:20:05 | (20) | -1LAP | |
| | | | | 19:11 | (26) | 19:27 | (21) | 20:55 | (22) | 20:32 | (18) | | |
| 21 | 16 | KLEMENCIC Blaza | SLO | 18:24 | (21) | 38:27 | (22) | 58:27 | (20) | 1:19:32 | (19) | -1LAP | |
| | | | | 18:24 | (21) | 20:03 | (23) | 20:00 | (19) | 21:05 | (21) | | |
| 22 | 30 | SPEEDY Yolande | RSA | 19:32 | (27) | 40:23 | (26) | 1:01:09 | (25) | -2LAP | | | |
| | | | | 19:32 | (27) | 20:51 | (26) | 20:46 | (21) | | | | |
| 23 | 27 | ANDREEVA Vera | RUS | 18:57 | (25) | 39:22 | (24) | 1:00:44 | (23) | -2LAP | | | |
| | | | | 18:57 | (25) | 20:25 | (24) | 21:22 | (24) | | | | |
| 24 | 25 | STEVKOVA Janka | SVK | 19:44 | (28) | 41:31 | (28) | 1:03:34 | (27) | -2LAP | | | |
| | | | | 19:44 | (28) | 21:47 | (27) | 22:03 | (25) | | | | |
| 25 | 21 | CAMPOS Francisca | CHI | 19:49 | (29) | 40:14 | (25) | 1:02:19 | (26) | -2LAP | | | |
| | | | | 19:49 | (29) | 20:25 | (24) | 22:05 | (26) | | | | |
| 26 | 24 | STARR Dellys | AUS | 18:19 | (20) | 37:53 | (21) | 1:00:04 | (22) | -2LAP | | | |
| | | | | 18:19 | (20) | 19:34 | (22) | 22:11 | (27) | | | | |



RACE ANALYSIS

成绩分析 / ANALYSE DE L'ÉPREUVE

Communiqué no. 10

6 laps - 26.7 km / 16.6 miles

| Rank | Bib No | Name | NOC Code | Lap 1/Lap 6 | | Lap 2 | | Lap 3 | | Lap 4 | | Lap 5 | |
|------|---------------|--------------|----------|-------------------|------|-------------------|------|-------------------|------|-------------------|--|-------------------|--|
| | | | | Total Time (rank) | | Total Time (rank) | | Total Time (rank) | | Total Time (rank) | | Total Time (rank) | |
| | | | | Lap Time (rank) | | Lap Time (rank) | | Lap Time (rank) | | Lap Time (rank) | | Lap Time (rank) | |
| 1 | DAHLE FLESJAA | Gunn-Rita | NOR | 18:02 | (18) | 36:21 | (15) | 54:52 | (12) | DNF4 | | | |
| | | | | 18:02 | (18) | 18:19 | (13) | 18:31 | (11) | | | | |
| 6 | FULLANA | Margarita | ESP | 17:12 | (3) | 35:48 | (11) | DNF3 | | | | | |
| | | | | 17:12 | (3) | 18:36 | (15) | | | | | | |
| 2 | PREMONT | Marie-Helene | CAN | 17:25 | (5) | DNF2 | | | | | | | |
| | | | | 17:25 | (5) | | | | | | | | |
| 15 | HURIKOVA | Tereza | CZE | DNF1 | | | | | | | | | |

Legend:
 -n LAP Lapped with n laps remaining **DNFn** Did Not Finish (abandoned in lap n)



LAOSHAN MOUNTAIN BIKE COURSE CYCLING MOUNTAIN BIKE
老山山地自行车场 自行车 - 山地分项 / CYCLISME MOUNTAIN BIKE
PARCOURS DE VTT DE LAOSHAN

SAT 星期六 SAM
23 AUG 2008
10:00

WOMEN'S CROSS COUNTRY
女子越野赛 / CROSS-COUNTRY - FEMMES



RACE INCIDENTS

比赛事故 / INCIDENTS LORS DE L'ÉPREUVE

After 1 lap - 4.5 km / 2.8 miles

| Lap Number | Incident |
|------------|----------|
|------------|----------|

1 Rider No. 15 HURIKOVA Tereza (CZE) abandons the race after a crash.

Current Weather Conditions



LAOSHAN MOUNTAIN BIKE COURSE

| Date | Past | | | | | | | | | | | | |
|---------------------|--------|-------|-------|-------|-------|-------|-------|-------|-------|-------|-------|-------|------|
| | 23 AUG | | | | | | | | | | | | |
| Time | 00:00 | 01:00 | 02:00 | 03:00 | 04:00 | 05:00 | 06:00 | 07:00 | 08:00 | 09:00 | 10:00 | 11:00 | |
| Sky Conditions | | | | | | | | | | | | | |
| Air Temperature | ° C | 20.5 | 20.3 | 19.4 | 19.1 | 19.0 | 19.1 | 19.0 | 20.1 | 22.0 | 26.9 | 28.8 | 30.8 |
| | ° F | 68.9 | 68.5 | 66.9 | 66.4 | 66.2 | 66.4 | 66.2 | 68.2 | 71.6 | 80.4 | 83.8 | 87.4 |
| Humidity (%) | | 87 | 85 | 86 | 88 | 90 | 91 | 92 | 93 | 80 | 59 | 52 | 47 |
| Wind Direction | | | | | | | | | | | | | |
| Wind Speed (m/s) | | 0.3 | 0.3 | 0.8 | 0.6 | 1.3 | 0.8 | 0.6 | 1.1 | 1.3 | 1.7 | 2.0 | 2.1 |
| Precipitations (mm) | | 0.0 | 0.0 | 0.0 | 0.0 | 0.0 | 0.0 | 0.0 | 0.0 | 0.0 | 0.0 | 0.0 | 0.0 |

| Date | Past | | | | Current | Forecast | | | |
|---------------------|--------|-------|-------|-------|---------|----------|-------|------|--|
| | 23 AUG | | | | | | | | |
| Time | 12:00 | 13:00 | 14:00 | 15:00 | 16:00 | 18:00 | 21:00 | | |
| Sky Conditions | | | | | | | | | |
| Air Temperature | ° C | 31.9 | 32.4 | 32.2 | 32.3 | 30.3 | 28.0 | 25.0 | |
| | ° F | 89.4 | 90.3 | 90.0 | 90.1 | 86.5 | 82.0 | 77.0 | |
| Humidity (%) | | 42 | 37 | 35 | 49 | 41 | 50 | 65 | |
| Wind Direction | | | | | | | | | |
| Wind Speed (m/s) | | 1.7 | 1.9 | 1.2 | 0.4 | 2.9 | 3.0 | 2.0 | |
| Precipitations (mm) | | 0.0 | 0.0 | 0.0 | 0.0 | 0.0 | 0.0 | 0.0 | |

Legend

| | | | | | | | |
|--|------------|--|------------------|--|------------------|--|------------------|
| | East | | East-North-East | | East-South-East | | North |
| | North-East | | North-North-East | | North-North-West | | North-West |
| | South | | South-East | | South-South-East | | South-South-West |
| | South-West | | West | | West-North-West | | West-South-West |
| | Variable | | | | | | |

17:20:19 23 AUG 2008



ENTRY LIST BY EVENT As of 23 AUG 2008
 按小项的报名名单 / LISTE DES INSCRITS PAR ÉPREUVE

| NOC | Bib Number | Name | UCI Ranking As of 5 AUG 2008 | Date of Birth | Height m / ft in | Weight kg / lbs |
|-----------------------------|------------|----------------------------|---------------------------------|---------------|---------------------|--------------------|
| ARG - Argentina | 36 | GASCO Dario Alejandro | 63 | 20 JAN 1987 | 1.80 / 5'11" | 68 / 150 |
| AUS - Australia | 31 | McCONNELL Daniel | 52 | 9 APR 1985 | 1.80 / 5'11" | 70 / 154 |
| AUT - Austria | 5 | SOUKUP Christoph | 5 | 11 OCT 1980 | 1.84 / 6'0" | 73 / 161 |
| BEL - Belgium | 40 | MEIRHAEGHE Filip | 85 | 5 MAR 1971 | 1.74 / 5'9" | 70 / 154 |
| | 35 | NYS Sven | 60 | 17 JUN 1976 | 1.81 / 5'11" | 71 / 156 |
| | 10 | PAULISSEN Roel | 10 | 27 APR 1976 | 1.81 / 5'11" | 65 / 143 |
| BRA - Brazil | 38 | VALERIANO Rubens | 67 | 14 AUG 1979 | 1.74 / 5'9" | 67 / 148 |
| CAN - Canada | 9 | KABUSH Geoff | 9 | 14 APR 1977 | 1.88 / 6'2" | 75 / 165 |
| | 27 | McGRATH Seamus | 35 | 3 MAY 1976 | 1.76 / 5'9" | 62 / 137 |
| CHI - Chile | 26 | SILVA Cristobal | 34 | 12 OCT 1979 | 1.77 / 5'10" | 69 / 152 |
| CHN - China | 46 | Ji Jianhua | 132 | 29 JAN 1982 | 1.74 / 5'9" | 65 / 143 |
| COL - Colombia | 41 | PAEZ Hector Leonardo | 95 | 10 JUL 1982 | 1.76 / 5'9" | 64 / 141 |
| CRC - Costa Rica | 45 | RAMIREZ Federico | 127 | 4 NOV 1975 | 1.76 / 5'9" | 71 / 156 |
| CZE - Czech Republic | 15 | KULHAVY Jaroslav | 18 | 8 JAN 1985 | 1.85 / 6'1" | 75 / 165 |
| DEN - Denmark | 7 | FUGLSANG Jakob Diemer | 7 | 22 MAR 1985 | 1.82 / 6'0" | 69 / 152 |
| | 44 | NIELSEN Klaus | 121 | 8 JAN 1980 | 1.76 / 5'9" | 66 / 145 |
| ESP - Spain | 30 | COLOMA NICOLAS Carlos | 51 | 28 SEP 1981 | 1.72 / 5'8" | 66 / 145 |
| | 8 | HERMIDA RAMOS Jose Antonio | 8 | 24 AUG 1978 | 1.72 / 5'8" | 67 / 148 |
| | 19 | LEJARRETA ERRASTI Inaki | 24 | 1 SEP 1983 | 1.78 / 5'10" | 65 / 143 |
| FRA - France | 1 | ABSALON Julien | 1 | 16 AUG 1980 | 1.80 / 5'11" | 69 / 152 |
| | 11 | PERAUD Jean-Christophe | 12 | 22 MAY 1977 | 1.72 / 5'8" | 63 / 139 |
| | 14 | RAVANEL Cedric | 15 | 26 NOV 1978 | 1.77 / 5'10" | 68 / 150 |
| GBR - Great Britain | 18 | BECKINGSALE Oliver | 21 | 7 JUN 1976 | 1.82 / 6'0" | 63 / 139 |
| | 21 | KILLEEN Liam | 27 | 12 APR 1982 | 1.73 / 5'8" | 66 / 145 |
| GER - Germany | 17 | FUMIC Manuel | 20 | 30 MAR 1982 | | 65 / 143 |
| | 24 | KURCHAT Wolfram | 30 | 17 MAY 1975 | 1.81 / 5'11" | 75 / 165 |
| | 23 | MILATZ Moritz | 29 | 24 JUN 1982 | | |
| HKG - Hong Kg, China | 50 | CHAN Chun Hing | 783 | 24 APR 1981 | 1.74 / 5'9" | 62 / 137 |
| HUN - Hungary | 39 | PARTI Andras | 68 | 18 SEP 1982 | | |
| IRL - Ireland | 42 | SEYMOUR Robin | 97 | 4 JUN 1971 | 1.77 / 5'10" | 72 / 159 |
| ITA - Italy | 20 | FONTANA Marco Aurelio | 25 | 12 OCT 1984 | 1.70 / 5'7" | 65 / 143 |
| | 32 | ZOLI Yader | 53 | 1 OCT 1975 | 1.70 / 5'7" | 64 / 141 |
| JPN - Japan | 43 | YAMAMOTO Kohei | 120 | 20 AUG 1983 | 1.82 / 6'0" | 70 / 154 |
| NAM - Namibia | 49 | HEYMANS Mannie | 332 | 14 JUL 1971 | 1.70 / 5'7" | 65 / 143 |
| NED - Netherlands | 29 | BRENTJENS Bart | 40 | 10 OCT 1968 | 1.88 / 6'2" | 79 / 174 |
| | 22 | van HOUTS Rudi | 28 | 16 JAN 1984 | 1.77 / 5'10" | 64 / 141 |



ENTRY LIST BY EVENT As of 23 AUG 2008
按小项的报名名单 / LISTE DES INSCRITS PAR ÉPREUVE

| NOC | Bib Number | Name | UCI Ranking As of 5 AUG 2008 | Date of Birth | Height m / ft in | Weight kg / lbs |
|----------------------------|------------|--------------------|------------------------------|---------------|------------------|-----------------|
| NZL - New Zealand | 25 | LEUCHS Kashi | 33 | 30 JUN 1978 | 1.80 / 5'11" | 63 / 139 |
| POL - Poland | 28 | GALINSKI Marek | 37 | 1 AUG 1974 | | |
| RSA - South Africa | 12 | STANDER Burry | 13 | 16 SEP 1987 | 1.73 / 5'8" | 65 / 143 |
| RUS - Russian Fed. | 48 | TROFIMOV Yury | 217 | 26 JAN 1984 | 1.76 / 5'9" | 68 / 150 |
| SUI - Switzerland | 2 | SAUSER Christoph | 2 | 13 APR 1976 | 1.81 / 5'11" | 65 / 143 |
| | 6 | SCHURTER Nino | 6 | 13 MAY 1986 | 1.73 / 5'8" | 68 / 150 |
| | 3 | VOGEL Florian | 3 | 18 FEB 1982 | 1.74 / 5'9" | 66 / 145 |
| SWE - Sweden | 4 | KESSIAKOFF Fredrik | 4 | 17 MAY 1980 | 1.75 / 5'9" | |
| | 33 | LINDGREN Emil | 54 | 4 MAY 1985 | 1.71 / 5'7" | |
| TUR - Turkey | 37 | AKGUL Bilal | 64 | 13 OCT 1982 | 1.67 / 5'6" | 59 / 130 |
| UKR - Ukraine | 34 | RYSENKO Sergii | 56 | 15 MAR 1980 | 1.72 / 5'8" | 61 / 134 |
| USA - United States | 13 | CRAIG Adam | 14 | 15 AUG 1991 | 1.80 / 5'11" | 75 / 165 |
| | 16 | WELLS Todd | 19 | 12 DEC 1975 | 1.88 / 6'2" | 77 / 170 |
| ZIM - Zimbabwe | 47 | KWARI Antipass | 203 | 11 APR 1975 | | |

Note:
All changes are available in INFO



SAT 星期六 SAM
23 AUG 2008
15:00

FINAL RESULTS

成绩公告 / RÉSULTATS FINAUX

Communiqué no. 13

8 laps - 35.6 km / 22.1 miles

| Rank | Bib Number | Name | NOC Code | Average Speed (km/h) | Final Time | Time Behind |
|------|------------|----------------------------|----------|----------------------|------------|-------------|
| 1 | 1 | ABSALON Julien | FRA | 18.416 | 1:55:59 | |
| 2 | 11 | PERAUD Jean-Christophe | FRA | 18.240 | 1:57:06 | +1:07 |
| 3 | 6 | SCHURTER Nino | SUI | 18.122 | 1:57:52 | +1:53 |
| 4 | 2 | SAUSER Christoph | SUI | 18.117 | 1:57:54 | +1:55 |
| 5 | 20 | FONTANA Marco Aurelio | ITA | 17.802 | 1:59:59 | +4:00 |
| 6 | 5 | SOUKUP Christoph | AUT | 17.772 | 2:00:11 | +4:12 |
| 7 | 21 | KILLEEN Liam | GBR | 17.765 | 2:00:14 | +4:15 |
| 8 | 19 | LEJARRETA ERRASTI Inaki | ESP | 17.748 | 2:00:21 | +4:22 |
| 9 | 35 | NYS Sven | BEL | 17.652 | 2:01:00 | +5:01 |
| 10 | 8 | HERMIDA RAMOS Jose Antonio | ESP | 17.650 | 2:01:01 | +5:02 |
| 11 | 17 | FUMIC Manuel | GER | 17.614 | 2:01:16 | +5:17 |
| 12 | 18 | BECKINGSALE Oliver | GBR | 17.592 | 2:01:25 | +5:26 |
| 13 | 28 | GALINSKI Marek | POL | 17.582 | 2:01:29 | +5:30 |
| 14 | 14 | RAVANEL Cedric | FRA | 17.560 | 2:01:38 | +5:39 |
| 15 | 12 | STANDER Burry | RSA | 17.512 | 2:01:58 | +5:59 |
| 16 | 23 | MILATZ Moritz | GER | 17.368 | 2:02:59 | +7:00 |
| 17 | 4 | KESSIAKOFF Fredrik | SWE | 17.344 | 2:03:09 | +7:10 |
| 18 | 15 | KULHAVY Jaroslav | CZE | 17.318 | 2:03:20 | +7:21 |
| 19 | 10 | PAULISSEN Roel | BEL | 17.295 | 2:03:30 | +7:31 |
| 20 | 9 | KABUSH Geoff | CAN | 17.237 | 2:03:55 | +7:56 |
| 21 | 38 | VALERIANO Rubens | BRA | 17.044 | 2:05:19 | +9:20 |
| 22 | 46 | Ji Jianhua | CHN | 17.022 | 2:05:29 | +9:30 |
| 23 | 39 | PARTI Andras | HUN | 16.952 | 2:06:00 | +10:01 |
| 24 | 25 | LEUCHS Kashi | NZL | 16.885 | 2:06:30 | +10:31 |
| 25 | 7 | FUGLSANG Jakob Diemer | DEN | 16.860 | 2:06:41 | +10:42 |
| 26 | 41 | PAEZ Hector Leonardo | COL | 16.849 | 2:06:46 | +10:47 |
| 27 | 36 | GASCO Dario Alejandro | ARG | 16.810 | 2:07:04 | +11:05 |
| 28 | 30 | COLOMA NICOLAS Carlos | ESP | 16.547 | 2:09:05 | +13:06 |
| 29 | 13 | CRAIG Adam | USA | | -1LAP | |
| 30 | 32 | ZOLI Yader | ITA | | -1LAP | |
| 31 | 44 | NIELSEN Klaus | DEN | | -1LAP | |
| 32 | 40 | MEIRHAEGHE Filip | BEL | | -2LAP | |
| 33 | 24 | KURSCHAT Wolfram | GER | | -2LAP | |
| 34 | 22 | van HOUTS Rudi | NED | | -2LAP | |
| 35 | 37 | AKGUL Bilal | TUR | | -2LAP | |
| 36 | 26 | SILVA Cristobal | CHI | | -2LAP | |
| 37 | 29 | BRENTJENS Bart | NED | | -2LAP | |
| 38 | 33 | LINDGREN Emil | SWE | | -2LAP | |
| 39 | 31 | McCONNELL Daniel | AUS | | -2LAP | |
| 40 | 50 | CHAN Chun Hing | HKG | | -2LAP | |
| 41 | 48 | TROFIMOV Yury | RUS | | -2LAP | |
| 42 | 34 | RYSENKO Sergii | UKR | | -3LAP | |
| 43 | 16 | WELLS Todd | USA | | -3LAP | |
| 44 | 27 | McGRATH Seamus | CAN | | -3LAP | |
| 45 | 49 | HEYMANS Mannie | NAM | | -3LAP | |
| 46 | 43 | YAMAMOTO Kohei | JPN | | -3LAP | |
| 47 | 45 | RAMIREZ Federico | CRC | | -5LAP | |
| 48 | 47 | KWARI Antipass | ZIM | | -6LAP | |
| | 3 | VOGEL Florian | SUI | | DNF5 | |
| | 42 | SEYMOUR Robin | IRL | | DNF2 | |

Legend:

-n LAP Lapped with n laps remaining

DNFn Did Not Finish (abandoned in lap n)



RACE ANALYSIS
成绩分析 / ANALYSE DE L'ÉPREUVE
8 laps - 35.6 km / 22.1 miles

Communiqué no. 14

| Rank | Bib No | Name | NOC Code | Lap 1/Lap 6 | | Lap 2/Lap 7 | | Lap 3/Lap 8 | | Lap 4 | | Lap 5 | |
|------|--------|-------------------------|----------|-------------------|-----------------|-------------------|-----------------|-------------------|-----------------|-------------------|-----------------|-------------------|-----------------|
| | | | | Total Time (rank) | Lap Time (rank) | Total Time (rank) | Lap Time (rank) | Total Time (rank) | Lap Time (rank) | Total Time (rank) | Lap Time (rank) | Total Time (rank) | Lap Time (rank) |
| 1 | 1 | ABSALON Julien | FRA | 14:23 | (3) | 28:15 | (1) | 42:21 | (1) | 56:41 | (1) | 1:11:04 | (1) |
| | | | | 14:23 | (3) | 13:52 | (1) | 14:06 | (1) | 14:20 | (1) | 14:23 | (1) |
| | | | | 1:25:45 | (1) | 1:40:48 | (1) | 1:55:59 | (1) | | | | |
| | | | | 14:41 | (1) | 15:03 | (5) | 15:11 | (8) | | | | |
| 2 | 11 | PERAUD Jean-Christophe | FRA | 14:29 | (9) | 28:33 | (3) | 42:54 | (2) | 57:17 | (2) | 1:11:58 | (2) |
| | | | | 14:29 | (9) | 14:04 | (2) | 14:21 | (2) | 14:23 | (2) | 14:41 | (2) |
| | | | | 1:26:44 | (2) | 1:41:55 | (2) | 1:57:06 | (2) | | | | |
| | | | | 14:46 | (2) | 15:11 | (6) | 15:11 | (8) | | | | |
| 3 | 6 | SCHURTER Nino | SUI | 14:23 | (2) | 28:33 | (2) | 43:12 | (5) | 58:12 | (3) | 1:13:18 | (4) |
| | | | | 14:23 | (2) | 14:10 | (3) | 14:39 | (5) | 15:00 | (9) | 15:06 | (7) |
| | | | | 1:28:43 | (3) | 1:43:27 | (4) | 1:57:52 | (3) | | | | |
| | | | | 15:25 | (10) | 14:44 | (2) | 14:25 | (1) | | | | |
| 4 | 2 | SAUSER Christoph | SUI | 14:28 | (8) | 28:38 | (6) | 43:12 | (3) | 58:12 | (4) | 1:13:30 | (5) |
| | | | | 14:28 | (8) | 14:10 | (3) | 14:34 | (3) | 15:00 | (9) | 15:18 | (10) |
| | | | | 1:28:43 | (5) | 1:43:26 | (3) | 1:57:54 | (4) | | | | |
| | | | | 15:13 | (6) | 14:43 | (1) | 14:28 | (2) | | | | |
| 5 | 20 | FONTANA Marco Aurelio | ITA | 14:24 | (4) | 28:37 | (5) | 43:12 | (4) | 58:15 | (6) | 1:13:17 | (3) |
| | | | | 14:24 | (4) | 14:13 | (6) | 14:35 | (4) | 15:03 | (11) | 15:02 | (6) |
| | | | | 1:28:43 | (4) | 1:44:27 | (6) | 1:59:59 | (5) | | | | |
| | | | | 15:26 | (11) | 15:44 | (12) | 15:32 | (14) | | | | |
| 6 | 5 | SOUKUP Christoph | AUT | 14:33 | (11) | 29:13 | (11) | 44:13 | (12) | 59:11 | (11) | 1:14:24 | (10) |
| | | | | 14:33 | (11) | 14:40 | (16) | 15:00 | (17) | 14:58 | (6) | 15:13 | (8) |
| | | | | 1:29:34 | (8) | 1:45:00 | (8) | 2:00:11 | (6) | | | | |
| | | | | 15:10 | (5) | 15:26 | (9) | 15:11 | (8) | | | | |
| 7 | 21 | KILLEEN Liam | GBR | 16:26 | (48) | 31:05 | (39) | 45:48 | (27) | 1:00:37 | (21) | 1:15:34 | (15) |
| | | | | 16:26 | (48) | 14:39 | (15) | 14:43 | (10) | 14:49 | (5) | 14:57 | (4) |
| | | | | 1:30:27 | (11) | 1:45:29 | (10) | 2:00:14 | (7) | | | | |
| | | | | 14:53 | (3) | 15:02 | (4) | 14:45 | (3) | | | | |
| 8 | 19 | LEJARRETA ERRASTI Inaki | ESP | 14:42 | (16) | 29:12 | (10) | 44:11 | (11) | 59:26 | (13) | 1:14:47 | (12) |
| | | | | 14:42 | (16) | 14:30 | (8) | 14:59 | (14) | 15:15 | (18) | 15:21 | (13) |
| | | | | 1:30:08 | (10) | 1:45:29 | (9) | 2:00:21 | (8) | | | | |
| | | | | 15:21 | (9) | 15:21 | (8) | 14:52 | (6) | | | | |
| 9 | 35 | NYS Sven | BEL | 14:48 | (19) | 29:24 | (16) | 44:03 | (10) | 58:48 | (9) | 1:13:32 | (7) |
| | | | | 14:48 | (19) | 14:36 | (12) | 14:39 | (5) | 14:45 | (4) | 14:44 | (3) |
| | | | | 1:28:45 | (6) | 1:44:36 | (7) | 2:01:00 | (9) | | | | |
| | | | | 15:13 | (6) | 15:51 | (14) | 16:24 | (22) | | | | |
| 10 | 8 | HERMIDA RAMOS JA | ESP | 14:30 | (10) | 28:43 | (7) | 43:25 | (7) | 58:23 | (7) | 1:13:50 | (8) |
| | | | | 14:30 | (10) | 14:13 | (6) | 14:42 | (8) | 14:58 | (6) | 15:27 | (16) |
| | | | | 1:30:32 | (12) | 1:46:15 | (12) | 2:01:01 | (10) | | | | |
| | | | | 16:42 | (26) | 15:43 | (11) | 14:46 | (4) | | | | |
| 11 | 17 | FUMIC Manuel | GER | 14:27 | (7) | 29:01 | (8) | 43:43 | (8) | 58:14 | (5) | 1:13:32 | (6) |
| | | | | 14:27 | (7) | 14:34 | (11) | 14:42 | (8) | 14:31 | (3) | 15:18 | (10) |
| | | | | 1:28:45 | (7) | 1:43:37 | (5) | 2:01:16 | (11) | | | | |
| | | | | 15:13 | (6) | 14:52 | (3) | 17:39 | (28) | | | | |
| 12 | 18 | BECKINGSALE Oliver | GBR | 14:57 | (24) | 29:46 | (21) | 44:45 | (16) | 59:58 | (15) | 1:15:21 | (13) |
| | | | | 14:57 | (24) | 14:49 | (19) | 14:59 | (14) | 15:13 | (17) | 15:23 | (14) |
| | | | | 1:30:47 | (15) | 1:46:07 | (11) | 2:01:25 | (12) | | | | |
| | | | | 15:26 | (11) | 15:20 | (7) | 15:18 | (13) | | | | |
| 13 | 28 | GALINSKI Marek | POL | 15:14 | (31) | 30:10 | (27) | 45:16 | (22) | 1:00:37 | (22) | 1:15:34 | (16) |
| | | | | 15:14 | (31) | 14:56 | (24) | 15:06 | (18) | 15:21 | (19) | 14:57 | (4) |
| | | | | 1:30:34 | (14) | 1:46:15 | (13) | 2:01:29 | (13) | | | | |
| | | | | 15:00 | (4) | 15:41 | (10) | 15:14 | (11) | | | | |



SAT 星期六 SAM
 23 AUG 2008
 15:00

RACE ANALYSIS
 成绩分析 / ANALYSE DE L'ÉPREUVE
8 laps - 35.6 km / 22.1 miles

Communiqué no. 14

| Rank | Bib No | Name | NOC Code | Lap 1/Lap 6 | | Lap 2/Lap 7 | | Lap 3/Lap 8 | | Lap 4 | | Lap 5 | |
|------|--------|-----------------------|----------|-------------------|-----------------|-------------------|-----------------|-------------------|-----------------|-------------------|-----------------|-------------------|-----------------|
| | | | | Total Time (rank) | Lap Time (rank) | Total Time (rank) | Lap Time (rank) | Total Time (rank) | Lap Time (rank) | Total Time (rank) | Lap Time (rank) | Total Time (rank) | Lap Time (rank) |
| 14 | 14 | RAVANEL Cedric | FRA | 14:41 | (15) | 29:30 | (18) | 44:47 | (18) | 59:58 | (16) | 1:15:22 | (14) |
| | | | | 14:41 | (15) | 14:49 | (19) | 15:17 | (22) | 15:11 | (15) | 15:24 | (15) |
| | | | | 1:30:52 | (16) | 1:46:50 | (15) | 2:01:38 | (14) | | | | |
| | | | | 15:30 | (13) | 15:58 | (17) | 14:48 | (5) | | | | |
| 15 | 12 | STANDER Burry | RSA | 14:43 | (17) | 29:14 | (12) | 43:53 | (9) | 59:03 | (10) | 1:14:17 | (9) |
| | | | | 14:43 | (17) | 14:31 | (9) | 14:39 | (5) | 15:10 | (14) | 15:14 | (9) |
| | | | | 1:30:00 | (9) | 1:46:26 | (14) | 2:01:58 | (15) | | | | |
| | | | | 15:43 | (15) | 16:26 | (26) | 15:32 | (14) | | | | |
| 16 | 23 | MILATZ Moritz | GER | 14:34 | (12) | 29:23 | (15) | 44:17 | (13) | 59:16 | (12) | 1:16:17 | (20) |
| | | | | 14:34 | (12) | 14:49 | (19) | 14:54 | (12) | 14:59 | (8) | 17:01 | (39) |
| | | | | 1:31:52 | (18) | 1:47:44 | (17) | 2:02:59 | (16) | | | | |
| | | | | 15:35 | (14) | 15:52 | (15) | 15:15 | (12) | | | | |
| 17 | 4 | KESSIAKOFF Fredrik | SWE | 14:25 | (6) | 28:35 | (4) | 43:21 | (6) | 58:33 | (8) | 1:14:27 | (11) |
| | | | | 14:25 | (6) | 14:10 | (3) | 14:46 | (11) | 15:12 | (16) | 15:54 | (23) |
| | | | | 1:30:33 | (13) | 1:46:50 | (16) | 2:03:09 | (17) | | | | |
| | | | | 16:06 | (22) | 16:17 | (23) | 16:19 | (21) | | | | |
| 18 | 15 | KULHAVY Jaroslav | CZE | 14:35 | (13) | 29:19 | (13) | 44:34 | (15) | 1:00:33 | (20) | 1:16:21 | (22) |
| | | | | 14:35 | (13) | 14:44 | (17) | 15:15 | (21) | 15:59 | (28) | 15:48 | (21) |
| | | | | 1:32:11 | (19) | 1:48:19 | (21) | 2:03:20 | (18) | | | | |
| | | | | 15:50 | (18) | 16:08 | (19) | 15:01 | (7) | | | | |
| 19 | 10 | PAULISSEN Roel | BEL | 14:23 | (1) | 29:22 | (14) | 44:46 | (17) | 1:00:23 | (18) | 1:16:05 | (18) |
| | | | | 14:23 | (1) | 14:59 | (26) | 15:24 | (23) | 15:37 | (24) | 15:42 | (20) |
| | | | | 1:31:50 | (17) | 1:47:45 | (18) | 2:03:30 | (19) | | | | |
| | | | | 15:45 | (16) | 15:55 | (16) | 15:45 | (16) | | | | |
| 20 | 9 | KABUSH Geoff | CAN | 14:46 | (18) | 30:28 | (29) | 45:58 | (28) | 1:01:04 | (25) | 1:16:24 | (23) |
| | | | | 14:46 | (18) | 15:42 | (37) | 15:30 | (25) | 15:06 | (12) | 15:20 | (12) |
| | | | | 1:32:16 | (21) | 1:48:00 | (19) | 2:03:55 | (20) | | | | |
| | | | | 15:52 | (19) | 15:44 | (12) | 15:55 | (17) | | | | |
| 21 | 38 | VALERIANO Rubens | BRA | 14:55 | (23) | 29:41 | (20) | 44:47 | (19) | 1:00:17 | (17) | 1:16:11 | (19) |
| | | | | 14:55 | (23) | 14:46 | (18) | 15:06 | (18) | 15:30 | (22) | 15:54 | (23) |
| | | | | 1:32:11 | (20) | 1:48:16 | (20) | 2:05:19 | (21) | | | | |
| | | | | 16:00 | (20) | 16:05 | (18) | 17:03 | (26) | | | | |
| 22 | 46 | JI Jianhua | CHN | 15:24 | (36) | 30:32 | (31) | 45:43 | (26) | 1:01:09 | (26) | 1:16:48 | (24) |
| | | | | 15:24 | (36) | 15:08 | (27) | 15:11 | (20) | 15:26 | (20) | 15:39 | (18) |
| | | | | 1:33:01 | (24) | 1:49:11 | (22) | 2:05:29 | (22) | | | | |
| | | | | 16:13 | (24) | 16:10 | (21) | 16:18 | (20) | | | | |
| 23 | 39 | PARTI Andras | HUN | 15:00 | (26) | 29:49 | (23) | 44:48 | (20) | 1:00:32 | (19) | 1:16:21 | (21) |
| | | | | 15:00 | (26) | 14:49 | (19) | 14:59 | (14) | 15:44 | (26) | 15:49 | (22) |
| | | | | 1:32:38 | (23) | 1:49:15 | (23) | 2:06:00 | (23) | | | | |
| | | | | 16:17 | (25) | 16:37 | (27) | 16:45 | (24) | | | | |
| 24 | 25 | LEUCHS Kashi | NZL | 15:14 | (30) | 30:24 | (28) | 46:01 | (29) | 1:01:37 | (28) | 1:17:16 | (26) |
| | | | | 15:14 | (30) | 15:10 | (30) | 15:37 | (27) | 15:36 | (23) | 15:39 | (18) |
| | | | | 1:33:22 | (25) | 1:49:35 | (24) | 2:06:30 | (24) | | | | |
| | | | | 16:06 | (22) | 16:13 | (22) | 16:55 | (25) | | | | |
| 25 | 7 | FUGLSANG Jakob Diemer | DEN | 15:01 | (27) | 29:32 | (19) | 44:28 | (14) | 59:36 | (14) | 1:15:37 | (17) |
| | | | | 15:01 | (27) | 14:31 | (9) | 14:56 | (13) | 15:08 | (13) | 16:01 | (27) |
| | | | | 1:32:33 | (22) | 1:50:02 | (25) | 2:06:41 | (25) | | | | |
| | | | | 16:56 | (29) | 17:29 | (28) | 16:39 | (23) | | | | |
| 26 | 41 | PAEZ Hector Leonardo | COL | 15:24 | (35) | 30:32 | (30) | 46:08 | (30) | 1:02:09 | (29) | 1:18:31 | (29) |
| | | | | 15:24 | (35) | 15:08 | (27) | 15:36 | (26) | 16:01 | (29) | 16:22 | (31) |
| | | | | 1:34:20 | (27) | 1:50:39 | (26) | 2:06:46 | (26) | | | | |
| | | | | 15:49 | (17) | 16:19 | (24) | 16:07 | (18) | | | | |



RACE ANALYSIS
 成绩分析 / ANALYSE DE L'ÉPREUVE
8 laps - 35.6 km / 22.1 miles

Communiqué no. 14

| Rank | Bib No | Name | NOC Code | Lap 1/Lap 6 | | Lap 2/Lap 7 | | Lap 3/Lap 8 | | Lap 4 | | Lap 5 | |
|------|--------|-----------------------|----------|-------------------|-----------------|-------------------|-----------------|-------------------|-----------------|-------------------|-----------------|-------------------|-----------------|
| | | | | Total Time (rank) | Lap Time (rank) | Total Time (rank) | Lap Time (rank) | Total Time (rank) | Lap Time (rank) | Total Time (rank) | Lap Time (rank) | Total Time (rank) | Lap Time (rank) |
| 27 | 36 | GASCO Dario Alejandro | ARG | 15:12 | (29) | 30:44 | (33) | 46:24 | (31) | 1:02:29 | (31) | 1:18:31 | (28) |
| | | | | 15:12 | (29) | 15:32 | (35) | 15:40 | (29) | 16:05 | (31) | 16:02 | (28) |
| | | | | 1:34:35 | (28) | 1:50:56 | (27) | 2:07:04 | (27) | | | | |
| | | | | 16:04 | (21) | 16:21 | (25) | 16:08 | (19) | | | | |
| 28 | 30 | COLOMA NICOLAS Carlos | ESP | 14:59 | (25) | 29:55 | (24) | 45:32 | (23) | 1:01:37 | (27) | 1:18:31 | (27) |
| | | | | 14:59 | (25) | 14:56 | (24) | 15:37 | (27) | 16:05 | (31) | 16:54 | (37) |
| | | | | 1:35:22 | (29) | 1:51:31 | (28) | 2:09:05 | (28) | | | | |
| | | | | 16:51 | (28) | 16:09 | (20) | 17:34 | (27) | | | | |
| 29 | 13 | CRAIG Adam | USA | 15:18 | (32) | 30:09 | (26) | 45:35 | (24) | 1:01:01 | (23) | 1:16:57 | (25) |
| | | | | 15:18 | (32) | 14:51 | (23) | 15:26 | (24) | 15:26 | (20) | 15:56 | (25) |
| | | | | 1:33:56 | (26) | -1LAP | | | | | | | |
| | | | | 16:59 | (31) | | | | | | | | |
| 30 | 32 | ZOLI Yader | ITA | 15:23 | (33) | 31:03 | (38) | 47:06 | (35) | 1:02:48 | (32) | 1:18:48 | (30) |
| | | | | 15:23 | (33) | 15:40 | (36) | 16:03 | (34) | 15:42 | (25) | 16:00 | (26) |
| | | | | 1:35:31 | (30) | -1LAP | | | | | | | |
| | | | | 16:43 | (27) | | | | | | | | |
| 31 | 44 | NIELSEN Klaus | DEN | 15:45 | (42) | 31:01 | (37) | 46:59 | (34) | 1:02:56 | (33) | 1:19:17 | (31) |
| | | | | 15:45 | (42) | 15:16 | (32) | 15:58 | (32) | 15:57 | (27) | 16:21 | (29) |
| | | | | 1:36:13 | (31) | -1LAP | | | | | | | |
| | | | | 16:56 | (29) | | | | | | | | |
| 32 | 40 | MEIRHAEGHE Filip | BEL | 15:44 | (41) | 31:28 | (40) | 47:36 | (38) | 1:03:57 | (35) | 1:20:18 | (33) |
| | | | | 15:44 | (41) | 15:44 | (39) | 16:08 | (36) | 16:21 | (36) | 16:21 | (29) |
| | | | | -2LAP | | | | | | | | | |
| | | | | | | | | | | | | | |
| 33 | 24 | KURSCHAT Wolfram | GER | 15:33 | (37) | 30:52 | (36) | 46:40 | (32) | 1:03:45 | (34) | 1:20:15 | (32) |
| | | | | 15:33 | (37) | 15:19 | (33) | 15:48 | (30) | 17:05 | (41) | 16:30 | (32) |
| | | | | -2LAP | | | | | | | | | |
| | | | | | | | | | | | | | |
| 34 | 22 | van HOUTS Rudi | NED | 14:49 | (20) | 30:00 | (25) | 49:30 | (46) | 1:05:44 | (44) | 1:21:14 | (36) |
| | | | | 14:49 | (20) | 15:11 | (31) | 19:30 | (46) | 16:14 | (35) | 15:30 | (17) |
| | | | | -2LAP | | | | | | | | | |
| | | | | | | | | | | | | | |
| 35 | 37 | AKGUL Bilal | TUR | 15:53 | (44) | 31:49 | (42) | 48:05 | (42) | 1:04:18 | (37) | 1:20:59 | (35) |
| | | | | 15:53 | (44) | 15:56 | (41) | 16:16 | (41) | 16:13 | (34) | 16:41 | (33) |
| | | | | -2LAP | | | | | | | | | |
| | | | | | | | | | | | | | |
| 36 | 26 | SILVA Cristobal | CHI | 15:35 | (38) | 31:49 | (43) | 48:02 | (41) | 1:04:34 | (38) | 1:21:23 | (38) |
| | | | | 15:35 | (38) | 16:14 | (45) | 16:13 | (38) | 16:32 | (38) | 16:49 | (36) |
| | | | | -2LAP | | | | | | | | | |
| | | | | | | | | | | | | | |
| 37 | 29 | BRENTJENS Bart | NED | 15:42 | (39) | 31:45 | (41) | 47:54 | (40) | 1:04:48 | (42) | 1:21:43 | (41) |
| | | | | 15:42 | (39) | 16:03 | (42) | 16:09 | (37) | 16:54 | (40) | 16:55 | (38) |
| | | | | -2LAP | | | | | | | | | |
| | | | | | | | | | | | | | |
| 38 | 33 | LINDGREN Emil | SWE | 14:40 | (14) | 29:48 | (22) | 45:40 | (25) | 1:02:29 | (30) | 1:20:18 | (34) |
| | | | | 14:40 | (14) | 15:08 | (27) | 15:52 | (31) | 16:49 | (39) | 17:49 | (41) |
| | | | | -2LAP | | | | | | | | | |
| | | | | | | | | | | | | | |
| 39 | 31 | McCONNELL Daniel | AUS | 15:48 | (43) | 31:51 | (44) | 47:54 | (39) | 1:04:05 | (36) | 1:21:20 | (37) |
| | | | | 15:48 | (43) | 16:03 | (42) | 16:03 | (34) | 16:11 | (33) | 17:15 | (40) |
| | | | | -2LAP | | | | | | | | | |
| | | | | | | | | | | | | | |



RACE ANALYSIS
 成绩分析 / ANALYSE DE L'ÉPREUVE
8 laps - 35.6 km / 22.1 miles

Communiqué no. 14

| Rank | Bib No | Name | NOC Code | Lap 1/Lap 6 | | Lap 2/Lap 7 | | Lap 3/Lap 8 | | Lap 4 | | Lap 5 | |
|------|--------|------------------|----------|-------------------|-----------------|-------------------|-----------------|-------------------|-----------------|-------------------|-----------------|-------------------|-----------------|
| | | | | Total Time (rank) | Lap Time (rank) | Total Time (rank) | Lap Time (rank) | Total Time (rank) | Lap Time (rank) | Total Time (rank) | Lap Time (rank) | Total Time (rank) | Lap Time (rank) |
| 40 | 50 | CHAN Chun Hing | HKG | 15:56 (46) | 15:56 (46) | 32:06 (46) | 16:10 (44) | 48:20 (43) | 16:14 (39) | 1:04:43 (41) | 16:23 (37) | 1:21:30 (39) | 16:47 (35) |
| | | | | -2LAP | | | | | | | | | |
| 41 | 48 | TROFIMOV Yury | RUS | 15:06 (28) | 15:06 (28) | 30:49 (35) | 15:43 (38) | 47:06 (36) | 16:17 (42) | 1:04:55 (43) | 17:49 (47) | 1:21:41 (40) | 16:46 (34) |
| | | | | -2LAP | | | | | | | | | |
| 42 | 34 | RYSENKO Sergii | UKR | 15:23 (34) | 15:23 (34) | 30:48 (34) | 15:25 (34) | 47:29 (37) | 16:41 (43) | 1:04:37 (40) | 17:08 (42) | -3LAP | |
| 43 | 16 | WELLS Todd | USA | 14:54 (22) | 14:54 (22) | 30:40 (32) | 15:46 (40) | 46:55 (33) | 16:15 (40) | 1:04:35 (39) | 17:40 (46) | -3LAP | |
| 44 | 27 | McGRATH Seamus | CAN | 14:49 (21) | 14:49 (21) | 29:25 (17) | 14:36 (12) | 49:12 (45) | 19:47 (47) | 1:06:27 (46) | 17:15 (44) | -3LAP | |
| 45 | 49 | HEYMANS Mannie | NAM | 15:43 (40) | 15:43 (40) | 32:02 (45) | 16:19 (46) | 48:51 (44) | 16:49 (44) | 1:06:12 (45) | 17:21 (45) | -3LAP | |
| 46 | 43 | YAMAMOTO Kohei | JPN | 15:57 (47) | 15:57 (47) | 32:25 (47) | 16:28 (47) | 49:37 (47) | 17:12 (45) | 1:06:49 (47) | 17:12 (43) | -3LAP | |
| 47 | 45 | RAMIREZ Federico | CRC | 16:55 (49) | 16:55 (49) | 35:22 (48) | 18:27 (48) | -5LAP | | | | | |
| 48 | 47 | KWARI Antipass | ZIM | 20:12 (50) | 20:12 (50) | -6LAP | | | | | | | |
| | 3 | VOGEL Florian | SUI | 14:24 (5) | 14:24 (5) | 29:01 (9) | 14:37 (14) | 45:02 (21) | 16:01 (33) | 1:01:03 (24) | 16:01 (29) | DNF5 | |
| | 42 | SEYMOUR Robin | IRL | 15:55 (45) | 15:55 (45) | DNF2 | | | | | | | |

Legend:
 -n LAP Lapped with n laps remaining DNFn Did Not Finish (abandoned in lap n)

Current Weather Conditions



LAOSHAN MOUNTAIN BIKE COURSE

| Date | Past | | | | | | | | | | | | |
|---------------------|--------|-------|-------|-------|-------|-------|-------|-------|-------|-------|-------|-------|------|
| | 23 AUG | | | | | | | | | | | | |
| Time | 00:00 | 01:00 | 02:00 | 03:00 | 04:00 | 05:00 | 06:00 | 07:00 | 08:00 | 09:00 | 10:00 | 11:00 | |
| Sky Conditions | | | | | | | | | | | | | |
| Air Temperature | ° C | 20.5 | 20.3 | 19.4 | 19.1 | 19.0 | 19.1 | 19.0 | 20.1 | 22.0 | 26.9 | 28.8 | 30.8 |
| | ° F | 68.9 | 68.5 | 66.9 | 66.4 | 66.2 | 66.4 | 66.2 | 68.2 | 71.6 | 80.4 | 83.8 | 87.4 |
| Humidity (%) | | 87 | 85 | 86 | 88 | 90 | 91 | 92 | 93 | 80 | 59 | 52 | 47 |
| Wind Direction | | | | | | | | | | | | | |
| Wind Speed (m/s) | | 0.3 | 0.3 | 0.8 | 0.6 | 1.3 | 0.8 | 0.6 | 1.1 | 1.3 | 1.7 | 2.0 | 2.1 |
| Precipitations (mm) | | 0.0 | 0.0 | 0.0 | 0.0 | 0.0 | 0.0 | 0.0 | 0.0 | 0.0 | 0.0 | 0.0 | 0.0 |

| Date | Past | | | | Current | Forecast | | | |
|---------------------|--------|-------|-------|-------|---------|----------|-------|------|--|
| | 23 AUG | | | | | | | | |
| Time | 12:00 | 13:00 | 14:00 | 15:00 | 16:00 | 18:00 | 21:00 | | |
| Sky Conditions | | | | | | | | | |
| Air Temperature | ° C | 31.9 | 32.4 | 32.2 | 32.3 | 30.3 | 28.0 | 25.0 | |
| | ° F | 89.4 | 90.3 | 90.0 | 90.1 | 86.5 | 82.0 | 77.0 | |
| Humidity (%) | | 42 | 37 | 35 | 49 | 41 | 50 | 65 | |
| Wind Direction | | | | | | | | | |
| Wind Speed (m/s) | | 1.7 | 1.9 | 1.2 | 0.4 | 2.9 | 3.0 | 2.0 | |
| Precipitations (mm) | | 0.0 | 0.0 | 0.0 | 0.0 | 0.0 | 0.0 | 0.0 | |

Legend

| | | | | | | | |
|--|------------|--|------------------|--|------------------|--|------------------|
| | East | | East-North-East | | East-South-East | | North |
| | North-East | | North-North-East | | North-North-West | | North-West |
| | South | | South-East | | South-South-East | | South-South-West |
| | South-West | | West | | West-North-West | | West-South-West |
| | Variable | | | | | | |

17:20:19 23 AUG 2008



MEDAL STANDINGS As of 23 AUG 2008
奖牌榜 / CLASSEMENT DES MÉDAILLES

AFTER 2 OF 2 EVENTS

| Rank | NOC | Men | | | | Women | | | | Total | | | | Rank by Total |
|------|--------------------|----------|----------|----------|----------|----------|----------|----------|----------|----------|----------|----------|----------|---------------|
| | | G | S | B | Tot | G | S | B | Tot | G | S | B | Tot | |
| 1 | FRA - France | 1 | 1 | | 2 | | | | | 1 | 1 | | 2 | 1 |
| 2 | GER - Germany | | | | | 1 | | | 1 | 1 | | | 1 | =2 |
| 3 | POL - Poland | | | | | | 1 | | 1 | | 1 | | 1 | =2 |
| 4 | RUS - Russian Fed. | | | | | | | 1 | 1 | | | 1 | 1 | =2 |
| 4 | SUI - Switzerland | | | 1 | 1 | | | | | | | 1 | 1 | =2 |
| | Total: | 1 | 1 | 1 | 3 | 1 | 1 | 1 | 3 | 2 | 2 | 2 | 6 | |

Legend:

= Equal sign indicates that two or more NOCs share the same rank by total

G Gold

S Silver

Tot Total

B Bronze

UCI MEDAL STANDINGS As of 23 AUG 2008

国际自盟奖牌榜 / CLASSEMENT DES MÉDAILLES UCI

AFTER 18 OF 18 EVENTS

| Rank | NOC | Cycling Track | | | | Cycling Road | | | | Cycling Mountain Bike | | | | Cycling BMX | | | | Total | | | | Rank by Total |
|------|---------------------|---------------|-----------|-----------|-----------|--------------|----------|----------|-----------|-----------------------|----------|----------|----------|-------------|----------|----------|----------|-----------|-----------|-----------|-----------|---------------|
| | | G | S | B | Tot | G | S | B | Tot | G | S | B | Tot | G | S | B | Tot | G | S | B | Tot | |
| 1 | GBR - Great Britain | 7 | 3 | 2 | 12 | 1 | 1 | | 2 | | | | | | | | | 8 | 4 | 2 | 14 | 1 |
| 2 | FRA - France | | 1 | 1 | 2 | | | | | 1 | 1 | | 2 | 1 | 1 | | 2 | 2 | 3 | 1 | 6 | 2 |
| 3 | ESP - Spain | 1 | 1 | 1 | 3 | 1 | | | 1 | | | | | | | | 2 | 1 | 1 | 4 | =4 | |
| 4 | USA - United States | | | | | 1 | | 1 | 2 | | | | | 1 | 2 | 3 | 1 | 1 | 3 | 5 | 3 | |
| 5 | GER - Germany | | 1 | 1 | 2 | | | | | 1 | | 1 | | | | | 1 | 1 | 1 | 3 | 6 | |
| 6 | SUI - Switzerland | | | | | 1 | | 2 | 3 | | | 1 | 1 | | | | 1 | | 3 | 4 | =4 | |
| 7 | ARG - Argentina | 1 | | | 1 | | | | | | | | | | | | 1 | | | 1 | =11 | |
| 7 | LAT - Latvia | | | | | | | | | | | | 1 | | | 1 | 1 | | | 1 | =11 | |
| 7 | NED - Netherlands | 1 | | | 1 | | | | | | | | | | | | 1 | | | 1 | =11 | |
| 10 | SWE - Sweden | | | | | | 2 | | 2 | | | | | | | | | 2 | | 2 | =7 | |
| 11 | ITA - Italy | | | | | | 1 | 1 | 2 | | | | | | | | | 1 | 1 | 2 | =7 | |
| 11 | NZL - New Zealand | | 1 | 1 | 2 | | | | | | | | | | | | | 1 | 1 | 2 | =7 | |
| 13 | AUS - Australia | | 1 | | 1 | | | | | | | | | | | | | 1 | | 1 | =11 | |
| 13 | CUB - Cuba | | 1 | | 1 | | | | | | | | | | | | | 1 | | 1 | =11 | |
| 13 | DEN - Denmark | | 1 | | 1 | | | | | | | | | | | | | 1 | | 1 | =11 | |
| 13 | POL - Poland | | | | | | | | | | 1 | | 1 | | | | | 1 | | 1 | =11 | |
| 17 | RUS - Russian Fed. | | | 1 | 1 | | | | | | | 1 | 1 | | | | | | 2 | 2 | =7 | |
| 18 | CHN - China | | | 1 | 1 | | | | | | | | | | | | | | 1 | 1 | =11 | |
| 18 | JPN - Japan | | | 1 | 1 | | | | | | | | | | | | | | 1 | 1 | =11 | |
| 18 | UKR - Ukraine | | | 1 | 1 | | | | | | | | | | | | | | 1 | 1 | =11 | |
| | Total: | 10 | 10 | 10 | 30 | 4 | 4 | 4 | 12 | 2 | 2 | 2 | 6 | 2 | 2 | 2 | 6 | 18 | 18 | 18 | 54 | |

Legend:

= Equal sign indicates that two or more NOCs share the same rank by total **B** Bronze **G** Gold **S** Silver **Tot** Total



Cycling Road

9-13 August

OFFICIAL RESULTS BOOK





UCI COMPETITION OFFICIALS

As of 8 Aug 2008

| Function | Discipline | Name | NOC |
|--------------------------------------|------------|--|-------------|
| UCI Technical Delegate | Road | CHEVALLIER Philippe | France |
| Technical Adviser | Road | MOTTET Charly | France |
| President of the commissaires' panel | Road | SIMON Didier | France |
| Secretary | Road | BEDARD Josée | Canada |
| Commissaire | Road | ARIZNAVARRETA RODRIGUEZ-SIERRA Roberto | Spain |
| Commissaire | Road | FRIAS ARMENTEROS Pedro | Cuba |
| Commissaire | Road | ROBB Michael | Ireland |
| Commissaire | Road | DONIKE Alexander | Germany |
| Commissaire | Road | CURCHOD Pierre | Switzerland |
| Regulator | Road | GARDELLI Fabrizio | Italy |
| Radio-Tour Speaker | Road | SCHYNS Pascale | Belgium |

Note:

Information provided by the UCI Press Office



START LIST

出发顺序 / LISTE DE DÉPART

Communiqué no. 1

Race distance: 245 km (PTP 78.8 km + 7 laps of 23.8 km)

| Race Number | Name | UCI Code |
|-------------|-----------------------|-------------|
| 1 | BETTINI Paolo | ITA19740401 |
| 2 | BRUSEGHIN Marzio | ITA19740615 |
| 3 | NIBALI Vincenzo | ITA19841114 |
| 4 | PELLIZOTTI Franco | ITA19780115 |
| 5 | REBELLIN Davide | ITA19710809 |
| 6 | CONTADOR Alberto | ESP19821206 |
| 7 | FREIRE Oscar | ESP19760215 |
| 8 | SANCHEZ Samuel | ESP19780205 |
| 9 | SASTRE Carlos | ESP19750422 |
| 10 | VALVERDE Alejandro | ESP19800425 |
| 11 | CIOLEK Gerald Michael | GER19860919 |
| 12 | GRABSCH Bert | GER19750619 |
| 13 | SCHUMACHER Stefan | GER19810721 |
| 14 | VOIGT Jens | GER19710917 |
| 15 | WEGMANN Fabian | GER19800620 |
| 16 | AERTS Mario | BEL19741231 |
| 17 | BRANDT Christophe | BEL19770506 |
| 18 | MONFORT Maxime | BEL19830114 |
| 19 | van den BROECK Jurgen | BEL19830201 |
| 20 | VANSUMMEREN Johan | BEL19810204 |
| 21 | DESSEL Cyril | FRA19741129 |
| 22 | FEDRIGO Pierrick | FRA19781130 |
| 23 | PAURIOL Remi | FRA19820404 |
| 24 | PINEAU Jerome | FRA19800102 |
| 25 | ROLLAND Pierre | FRA19861010 |
| 26 | EVANS Cadel | AUS19770214 |
| 27 | GERRANS Simon | AUS19800516 |
| 28 | LLOYD Matthew | AUS19830524 |
| 29 | O'GRADY Stuart | AUS19730806 |
| 30 | ROGERS Michael | AUS19791220 |
| 31 | BENCIK Petr | CZE19760129 |
| 32 | KREUZIGER Roman | CZE19860506 |
| 33 | KIRCHEN Kim | LUX19780703 |
| 34 | SCHLECK Andy | LUX19850610 |
| 35 | SCHLECK Frank | LUX19800415 |
| 36 | CLEMENT Stef | NED19820924 |
| 37 | GESINK Robert | NED19860531 |
| 38 | KROON Karsten | NED19760129 |
| 39 | TEN DAM Laurens | NED19801113 |
| 40 | TERPSTRA Niki | NED19840518 |
| 41 | EFIMKIN Vladimir | RUS19811202 |
| 42 | IVANOV Sergey | RUS19750305 |
| 43 | KARPETS Vladimir | RUS19800920 |
| 44 | KOLOBNEV Alexander | RUS19810504 |
| 45 | MENSHOV Denis | RUS19780125 |
| 46 | HINCAPIE George | USA19730629 |
| 47 | LEIPHEIMER Levi | USA19731024 |
| 48 | McCARTNEY Jason | USA19730903 |
| 49 | VANDE VELDE Christian | USA19760522 |
| 50 | ZABRISKIE David | USA19790112 |
| 51 | CANCELLARA Fabian | SUI19810318 |
| 52 | BOTERO Santiago | COL19721027 |
| 53 | SERPA Jose | COL19790417 |
| 54 | URAN Rigoberto | COL19870126 |
| 55 | LARSSON Gustav | SWE19800920 |
| 56 | LJUNGQVIST Marcus | SWE19741026 |
| 57 | LOVKVIST Thomas | SWE19840404 |
| 58 | ARVESEN Kurt Asle | NOR19750209 |
| 59 | HAGEN Edvald Boasson | NOR19870517 |
| 60 | NORDHAUS Lars Petter | NOR19840514 |
| 61 | RASCH Gabriel | NOR19760408 |



START LIST

出发顺序 / LISTE DE DÉPART

Communiqué no. 1

Race distance: 245 km (PTP 78.8 km + 7 laps of 23.8 km)

| Race Number | Name | UCI Code |
|-------------|-------------------------------|-------------|
| 62 | BOZIC Borut | SLO19800808 |
| 63 | GOLCER Jure | SLO19771207 |
| 64 | SPILAK Simon | SLO19860623 |
| 65 | VALJAVEC Tadej | SLO19770413 |
| 66 | MARCZYNSKI Tomasz | POL19840306 |
| 67 | MORAJKO Jacek Tadeusz | POL19810426 |
| 68 | NIEMIEC Przemyslaw | POL19800411 |
| 69 | AUGUSTYN John | RSA19860810 |
| 70 | GEORGE David | RSA19760223 |
| 71 | HUNTER Robert | RSA19770422 |
| 72 | ASKARI Hossein | IRI19750323 |
| 73 | MIZBANI Ghader | IRI19751206 |
| 74 | SOHRABI Mehdi | IRI19811012 |
| 75 | GRIVKO Andriy | UKR19830807 |
| 76 | KOSTYUK Denys | UKR19820313 |
| 77 | PIDGORNYI Ruslan | UKR19770725 |
| 78 | POPOVYCH Yaroslav | UKR19800104 |
| 79 | CARDOSO Andre | POR19840903 |
| 80 | RIBEIRO Nuno | POR19770909 |
| 81 | BEPPU Fumiyuki | JPN19830410 |
| 82 | MIYAZAWA Takashi | JPN19780227 |
| 83 | RODRIGUEZ ORTIZ Jackson Jesus | VEN19850225 |
| 84 | BORRAJO Alejandro | ARG19800425 |
| 85 | HAEDO Juan Jose | ARG19810126 |
| 86 | MEDICI Matias | ARG19750629 |
| 87 | BELLIS Jonathan | GBR19880816 |
| 88 | CUMMINGS Stephen | GBR19810319 |
| 89 | HAMMOND Roger | GBR19740130 |
| 90 | SWIFT Ben | GBR19871105 |
| 91 | CHADWICK Glen | NZL19761017 |
| 92 | DEAN Julian | NZL19750128 |
| 93 | GUDELL Timothy | NZL19840217 |
| 94 | SOERENSEN Chris Anker | DEN19840905 |
| 95 | SOERENSEN Nicki | DEN19750514 |
| 96 | VANDBORG Brian Bach | DEN19811204 |
| 97 | BARRY Michael | CAN19751218 |
| 98 | HESJEDAL Ryder | CAN19801209 |
| 99 | TUFT Svein | CAN19770509 |
| 100 | PFANNBERGER Christian | AUT19791209 |
| 101 | ROHREGGER Thomas | AUT19821223 |
| 102 | KVASINA Matija | CRO19811204 |
| 103 | MIHOLJEVIC Vladimir | CRO19740118 |
| 104 | ROGINA Radoslav | CRO19790303 |
| 105 | DEIGNAN Philip | IRL19830907 |
| 106 | ROCHE Nicholas | IRL19840703 |
| 107 | ALDAPE CHAVEZ Moises | MEX19810814 |
| 108 | CHTIOUI Rafea | TUN19860126 |
| 109 | LAGUTIN Sergey | UZB19810114 |
| 110 | GERGANOV Evgeniy | BUL19751001 |
| 111 | PETROV Daniel | BUL19821031 |
| 112 | KANGERT Tanel | EST19870311 |
| 113 | TAARAMAE Rein | EST19870424 |
| 114 | BRONIS Roman | SVK19761017 |
| 115 | JURCO Matej | SVK19840808 |
| 116 | VALACH Jan | SVK19730710 |
| 117 | BELOHVOSCIKS Raivis | LAT19760121 |
| 118 | SMUKULIS Gatis | LAT19870415 |
| 119 | JOVANOVIC Nebojsa | SRB19830327 |
| 120 | STEVIC Ivan | SRB19800312 |
| 121 | CHABANE Hichem | ALG19880810 |
| 122 | RAABE Henry | CRC19830314 |



ROAD CYCLING COURSE
公路自行车赛场
PARCOURS DE CYCLISME SUR ROUTE

SAT 星期六 SAM
9 AUG 2008
11:00

CYCLING ROAD
自行车 - 公路分项 / CYCLISME SUR ROUTE
MEN'S ROAD RACE
男子公路大组赛 / COURSE SUR ROUTE - HOMMES



START LIST

出发顺序 / LISTE DE DÉPART

Race distance: 245 km (PTP 78.8 km + 7 laps of 23.8 km)

Communiqué no. 1

| Race Number | Name | UCI Code |
|-------------|-----------------------------|-------------|
| 123 | KAIRELIS Dainius | LTU19790925 |
| 124 | KONVALOVAS Ignatas | LTU19851208 |
| 125 | BODROGI Laszlo | HUN19761211 |
| 126 | KUSZTOR Peter | HUN19841227 |
| 127 | FISCHER Murilo | BRA19790616 |
| 128 | PAGLIARINI MENDONCA Luciano | BRA19780418 |
| 129 | ZHANG Liang | CHN19830301 |
| 130 | IGLINSKIY Maxim | KAZ19810418 |
| 131 | MIZUROV Andrey | KAZ19730316 |
| 132 | PLIUSCHIN Alexandr | MDA19870113 |
| 133 | KUCHYNSKI Aliaksandr | BLR19791027 |
| 134 | SIUTSOU Kanstantsin | BLR19820809 |
| 135 | USAU Aliaksandr | BLR19770827 |
| 136 | GALLARDO Horacio | BOL19810529 |
| 137 | BELGASEM Ahmed | LBA19871015 |
| 138 | WU Kin San | HKG19850504 |
| 139 | PARK Sungbaek | KOR19850227 |
| 140 | ALMONACID Patricio | CHI19790911 |
| 141 | GARRIDO Gonzalo | CHI19730902 |
| 142 | HOFFMANN Erik | NAM19810822 |
| 143 | CONTRERAS Mario | ESA19870522 |

Legend:
PTP Point-To-Point



ROAD CYCLING COURSE
公路自行车赛场
PARCOURS DE CYCLISME SUR ROUTE

SAT 星期六 SAM
9 AUG 2008
11:00

CYCLING ROAD
自行车 - 公路分项 / CYCLISME SUR ROUTE

MEN'S ROAD RACE
男子公路大组赛 / COURSE SUR ROUTE - HOMMES



FINAL RESULTS

比赛成绩 / RÉSULTATS FINAUX

Communiqué no. 6

Race distance: 245 km (PTP 78.8 km + 7 laps of 23.8 km)

| Rank | Race Number | Name | NOC Code | Final Time | Time Behind | Avg. Speed |
|------|-------------|-------------------------------|----------|------------|-------------|------------|
| 1 | 8 | SANCHEZ Samuel | ESP | 6:23:49 | | 38.362 |
| 2 | 5 | REBELLIN Davide | ITA | " | " | |
| 3 | 51 | CANCELLARA Fabian | SUI | " | " | |
| 4 | 44 | KOLOBNEV Alexander | RUS | " | " | |
| 5 | 34 | SCHLECK Andy | LUX | " | " | |
| 6 | 30 | ROGERS Michael | AUS | " | " | |
| 7 | 52 | BOTERO Santiago | COL | 6:24:01 | +0:12 | |
| 8 | 16 | AERTS Mario | BEL | " | " | |
| 9 | 97 | BARRY Michael | CAN | 6:24:05 | +0:16 | |
| 10 | 37 | GESINK Robert | NED | 6:24:07 | +0:18 | |
| 11 | 47 | LEIPHEIMER Levi | USA | 6:24:09 | +0:20 | |
| 12 | 94 | SOERENSEN Chris Anker | DEN | 6:24:11 | +0:22 | |
| 13 | 10 | VALVERDE Alejandro | ESP | " | " | |
| 14 | 24 | PINEAU Jerome | FRA | " | " | |
| 15 | 26 | EVANS Cadel | AUS | " | " | |
| 16 | 68 | NIEMIEC Przemyslaw | POL | " | " | |
| 17 | 49 | VANDE VELDE Christian | USA | 6:24:19 | +0:30 | |
| 18 | 1 | BETTINI Paolo | ITA | 6:24:24 | +0:35 | |
| 19 | 43 | KARPETS Vladimir | RUS | 6:24:59 | +1:10 | |
| 20 | 127 | FISCHER Murilo | BRA | 6:26:17 | +2:28 | |
| 21 | 15 | WEGMANN Fabian | GER | " | " | |
| 22 | 142 | HOFFMANN Erik | NAM | " | " | |
| 23 | 100 | PFANNBERGER Christian | AUT | " | " | |
| 24 | 55 | LARSSON Gustav | SWE | " | " | |
| 25 | 95 | SOERENSEN Nicki | DEN | " | " | |
| 26 | 104 | ROGINA Radoslav | CRO | " | " | |
| 27 | 69 | AUGUSTYN John | RSA | " | " | |
| 28 | 80 | RIBEIRO Nuno | POR | " | " | |
| 29 | 124 | KONOVALOVAS Ignatas | LTU | " | " | |
| 30 | 83 | RODRIGUEZ ORTIZ Jackson Jesus | VEN | " | " | |
| 31 | 28 | LLOYD Matthew | AUS | " | " | |
| 32 | 58 | ARVESEN Kurt Asle | NOR | " | " | |
| 33 | 134 | SIUTSOU Kanstantsin | BLR | " | " | |
| 34 | 23 | PAURIOL Remi | FRA | " | " | |
| 35 | 65 | VALJAVEC Tadej | SLO | " | " | |
| 36 | 78 | POPOVYCH Yaroslav | UKR | " | " | |
| 37 | 27 | GERRANS Simon | AUS | " | " | |
| 38 | 57 | LOVKVIST Thomas | SWE | 6:26:25 | +2:36 | |
| 39 | 101 | ROHREGGER Thomas | AUT | " | " | |
| 40 | 46 | HINCAPIE George | USA | " | " | |
| 41 | 53 | SERPA Jose | COL | 6:26:27 | +2:38 | |
| 42 | 20 | VANSUMMEREN Johan | BEL | " | " | |
| 43 | 35 | SCHLECK Frank | LUX | " | " | |
| 44 | 131 | MIZUROV Andrey | KAZ | " | " | |
| 45 | 32 | KREUZIGER Roman | CZE | 6:26:35 | +2:46 | |
| 46 | 33 | KIRCHEN Kim | LUX | 6:26:40 | +2:51 | |
| 47 | 107 | ALDAPE CHAVEZ Moises | MEX | 6:28:08 | +4:19 | |
| 48 | 113 | TAARAMAE Rein | EST | 6:30:49 | +7:00 | |
| 49 | 9 | SASTRE Carlos | ESP | 6:31:06 | +7:17 | |
| 50 | 4 | PELLIZOTTI Franco | ITA | " | " | |
| 51 | 109 | LAGUTIN Sergey | UZB | " | " | |
| 52 | 72 | ASKARI Hossein | IRI | 6:34:22 | +10:33 | |
| 53 | 77 | PIDGORNYY Ruslan | UKR | " | " | |
| 54 | 92 | DEAN Julian | NZL | 6:34:26 | +10:37 | |
| 55 | 67 | MORAJKO Jacek Tadeusz | POL | " | " | |
| 56 | 98 | HESJEDAL Ryder | CAN | " | " | |
| 57 | 102 | KVASINA Matija | CRO | " | " | |
| 58 | 56 | LJUNGQVIST Marcus | SWE | " | " | |
| 59 | 99 | TUFT Svein | CAN | " | " | |
| 60 | 45 | MENSHOV Denis | RUS | " | " | |
| 61 | 63 | GOLCER Jure | SLO | " | " | |



ROAD CYCLING COURSE
公路自行车赛场
PARCOURS DE CYCLISME SUR ROUTE

SAT 星期六 SAM
9 AUG 2008
11:00

CYCLING ROAD
自行车 - 公路分项 / CYCLISME SUR ROUTE

MEN'S ROAD RACE
男子公路大组赛 / COURSE SUR ROUTE - HOMMES



FINAL RESULTS

比赛成绩 / RÉSULTATS FINAUX

Communiqué no. 6

Race distance: 245 km (PTP 78.8 km + 7 laps of 23.8 km)

| Rank | Race Number | Name | NOC Code | Final Time | Time Behind | Avg. Speed |
|------|-------------|-----------------------------|----------|------------|-------------|------------|
| 62 | 116 | VALACH Jan | SVK | " | " | |
| 63 | 2 | BRUSEGHIN Marzio | ITA | " | " | |
| 64 | 106 | ROCHE Nicholas | IRL | " | " | |
| 65 | 39 | TEN DAM Laurens | NED | " | " | |
| 66 | 126 | KUSZTOR Peter | HUN | 6:35:44 | +11:55 | |
| 67 | 120 | STEVIC Ivan | SRB | " | " | |
| 68 | 118 | SMUKULIS Gatis | LAT | 6:36:48 | +12:59 | |
| 69 | 112 | KANGERT Tanel | EST | " | " | |
| 70 | 141 | GARRIDO Gonzalo | CHI | " | " | |
| 71 | 59 | HAGEN Edvald Boasson | NOR | " | " | |
| 72 | 79 | CARDOSO Andre | POR | 6:39:42 | +15:53 | |
| 73 | 133 | KUCHYNSKI Aliaksandr | BLR | " | " | |
| 74 | 123 | KAIRELIS Dainius | LTU | " | " | |
| 75 | 31 | BENCIK Petr | CZE | " | " | |
| 76 | 132 | PLIUSCHIN Alexandr | MDA | " | " | |
| 77 | 76 | KOSTYUK Denys | UKR | " | " | |
| 78 | 42 | IVANOV Sergey | RUS | " | " | |
| 79 | 73 | MIZBANI Ghader | IRI | " | " | |
| 80 | 70 | GEORGE David | RSA | " | " | |
| 81 | 105 | DEIGNAN Philip | IRL | " | " | |
| 82 | 91 | CHADWICK Glen | NZL | " | " | |
| 83 | 135 | USAU Aliaksandr | BLR | 6:49:59 | +26:10 | |
| 84 | 66 | MARCZYNSKI Tomasz | POL | " | " | |
| 85 | 119 | JOVANOVIC Nebojsa | SRB | " | " | |
| 86 | 82 | MIYAZAWA Takashi | JPN | 6:55:24 | +31:35 | |
| 87 | 108 | CHTIOUI Rfaaa | TUN | 7:03:04 | +39:15 | |
| 88 | 139 | PARK Sungbaek | KOR | " | " | |
| 89 | 138 | WU Kin San | HKG | 7:05:57 | +42:08 | |
| 90 | 128 | PAGLIARINI MENDONCA Luciano | BRA | 7:08:27 | +44:38 | |
| | 6 | CONTADOR Alberto | ESP | DNF | | |
| | 64 | SPIKAK Simon | SLO | DNF | | |
| | 14 | VOIGT Jens | GER | DNF | | |
| | 22 | FEDRIGO Pierrick | FRA | DNF | | |
| | 21 | DESSEL Cyril | FRA | DNF | | |
| | 25 | ROLLAND Pierre | FRA | DNF | | |
| | 54 | URAN Rigoberto | COL | DNF | | |
| | 90 | SWIFT Ben | GBR | DNF | | |
| | 36 | CLEMENT Stef | NED | DNF | | |
| | 12 | GRABSCH Bert | GER | DNF | | |
| | 3 | NIBALI Vincenzo | ITA | DNF | | |
| | 60 | NORDHAUS Lars Petter | NOR | DNF | | |
| | 103 | MIHOLJEVIC Vladimir | CRO | DNF | | |
| | 17 | BRANDT Christophe | BEL | DNF | | |
| | 13 | SCHUMACHER Stefan | GER | DNF | | |
| | 96 | VANDBORG Brian Bach | DEN | DNF | | |
| | 19 | van den BROECK Jurgen | BEL | DNF | | |
| | 93 | GUDELL Timothy | NZL | DNF | | |
| | 140 | ALMONACID Patricio | CHI | DNF | | |
| | 110 | GERGANOV Evgeniy | BUL | DNF | | |
| | 62 | BOZIC Borut | SLO | DNF | | |
| | 29 | O'GRADY Stuart | AUS | DNF | | |
| | 130 | IGLINSKIY Maxim | KAZ | DNF | | |
| | 61 | RASCH Gabriel | NOR | DNF | | |
| | 81 | BEPPU Fumiyuki | JPN | DNF | | |
| | 122 | RAABE Henry | CRC | DNF | | LAP |
| | 74 | SOHRABI Mehdi | IRI | DNF | | LAP |
| | 143 | CONTRERAS Mario | ESA | DNF | | |
| | 75 | GRIVKO Andriy | UKR | DNF | | |
| | 41 | EFIMKIN Vladimir | RUS | DNF | | |
| | 48 | McCARTNEY Jason | USA | DNF | | |
| | 89 | HAMMOND Roger | GBR | DNF | | |



ROAD CYCLING COURSE
公路自行车赛场
PARCOURS DE CYCLISME SUR ROUTE

SAT 星期六 SAM
9 AUG 2008
11:00

CYCLING ROAD
自行车 - 公路分项 / CYCLISME SUR ROUTE
MEN'S ROAD RACE
男子公路大组赛 / COURSE SUR ROUTE - HOMMES



FINAL RESULTS

比赛成绩 / RÉSULTATS FINAUX

Communiqué no. 6

Race distance: 245 km (PTP 78.8 km + 7 laps of 23.8 km)

| Rank | Race Number | Name | NOC Code | Final Time | Time Behind | Avg. Speed |
|------|-------------|-----------------------|----------|------------|-------------|------------|
| | 38 | KROON Karsten | NED | DNF | | |
| | 7 | FREIRE Oscar | ESP | DNF | | |
| | 88 | CUMMINGS Stephen | GBR | DNF | | |
| | 18 | MONFORT Maxime | BEL | DNF | | |
| | 115 | JURCO Matej | SVK | DNF | | |
| | 114 | BRONIS Roman | SVK | DNF | | |
| | 121 | CHABANE Hichem | ALG | DNF | LAP | |
| | 85 | HAEDO Juan Jose | ARG | DNF | | |
| | 129 | ZHANG Liang | CHN | DNF | LAP | |
| | 137 | BELGASEM Ahmed | LBA | DNF | | |
| | 11 | CIOLEK Gerald Michael | GER | DNF | | |
| | 117 | BELOHVOSCIKS Raivis | LAT | DNF | | |
| | 87 | BELLIS Jonathan | GBR | DNF | | |
| | 136 | GALLARDO Horacio | BOL | DNF | | |
| | 125 | BODROGI Laszlo | HUN | DNF | | |
| | 111 | PETROV Daniel | BUL | DNF | LAP | |
| | 86 | MEDICI Matias | ARG | DNF | | |
| | 40 | TERPSTRA Niki | NED | DNF | | |
| | 84 | BORRAJO Alejandro | ARG | DNF | LAP | |
| | 71 | HUNTER Robert | RSA | DNF | LAP | |
| | 50 | ZABRISKIE David | USA | DNF | | |

Legend:

DNF Did Not Finish **LAP** Lapped **PTP** Point-To-Point



RACE ANALYSIS

成绩分析 / ANALYSE DE LA COURSE

Communiqué no. 7

Race distance: 245 km (PTP 78.8 km + 7 laps of 23.8 km)

| Rank | Race Number | Name | NOC Code | PTP Lap 6 | Lap 1 | Lap 2 | Lap 3 | Lap 4 | Lap 5 FINISH |
|------|-------------|-----------------------|----------|-------------------------------|---------------|---------------|---------------|---------------|-------------------------------------|
| 1 | 8 | SANCHEZ Samuel | ESP | 2:13:08 (42) 5:50:42 (4) | 2:53:08 (78) | 3:30:14 (44) | 4:06:25 (65) | 4:41:35 (72) | 5:16:23 (8) 6:23:49 (1) |
| 2 | 5 | REBELLIN Davide | ITA | 2:13:08 (51) 5:50:42 (8) | 2:53:08 (96) | 3:30:14 (45) | 4:06:25 (39) | 4:41:35 (51) | 5:16:23 (12) 6:23:49 (2) |
| 3 | 51 | CANCELLARA Fabian | SUI | 2:13:08 (39) 5:50:42 (17) | 2:53:08 (68) | 3:30:14 (60) | 4:06:25 (53) | 4:41:35 (46) | 5:16:23 (25) 6:23:49 (3) |
| 4 | 44 | KOLOBNEV Alexander | RUS | 2:13:08 (56) 5:50:42 (9) | 2:53:08 (56) | 3:30:14 (41) | 4:06:25 (54) | 4:41:35 (42) | 5:16:23 (13) 6:23:49 (4) |
| 5 | 34 | SCHLECK Andy | LUX | 2:13:08 (74) 5:50:42 (6) | 2:53:08 (85) | 3:30:14 (47) | 4:06:25 (56) | 4:41:35 (54) | 5:16:23 (22) 6:23:49 (5) |
| 6 | 30 | ROGERS Michael | AUS | 2:13:08 (141) 5:50:42 (10) | 2:53:08 (101) | 3:30:14 (61) | 4:06:25 (57) | 4:41:35 (41) | 5:16:23 (35) 6:23:49 (6) |
| 7 | 52 | BOTERO Santiago | COL | 2:13:08 (38) 5:50:42 (14) | 2:53:08 (136) | 3:30:14 (118) | 4:06:25 (95) | 4:41:35 (96) | 5:16:23 (18) 6:24:01 (7) |
| 8 | 16 | AERTS Mario | BEL | 2:13:08 (87) 5:50:42 (33) | 2:53:08 (72) | 3:30:14 (83) | 4:06:25 (81) | 4:41:35 (75) | 5:16:23 (37) 6:24:01 (8) |
| 9 | 97 | BARRY Michael | CAN | 2:13:08 (64) 5:50:42 (24) | 2:53:08 (117) | 3:30:14 (79) | 4:06:25 (82) | 4:41:35 (57) | 5:16:23 (26) 6:24:05 (9) |
| 10 | 37 | GESINK Robert | NED | 2:13:08 (85) 5:50:42 (20) | 2:53:08 (81) | 3:30:14 (36) | 4:06:25 (51) | 4:41:35 (32) | 5:16:23 (42) 6:24:07 (10) |
| 11 | 47 | LEIPHEIMER Levi | USA | 2:13:08 (69) 5:50:42 (19) | 2:53:08 (31) | 3:30:14 (70) | 4:06:25 (30) | 4:41:35 (66) | 5:16:23 (51) 6:24:09 (11) |
| 12 | 94 | SOERENSEN Chris Anker | DEN | 2:13:08 (31) 5:50:42 (16) | 2:53:08 (51) | 3:30:14 (91) | 4:06:25 (64) | 4:41:35 (49) | 5:16:23 (28) 6:24:11 (12) |
| 13 | 10 | VALVERDE Alejandro | ESP | 2:13:08 (57) 5:50:42 (5) | 2:53:08 (60) | 3:30:14 (56) | 4:06:25 (63) | 4:41:35 (43) | 5:16:23 (9) 6:24:11 (13) |
| 14 | 24 | PINEAU Jerome | FRA | 2:13:08 (81) 5:50:42 (42) | 2:53:08 (48) | 3:30:14 (96) | 4:06:25 (91) | 4:41:35 (82) | 5:16:23 (41) 6:24:11 (14) |
| 15 | 26 | EVANS Cadel | AUS | 2:13:08 (124) 5:50:42 (13) | 2:53:08 (44) | 3:30:14 (95) | 4:06:25 (70) | 4:41:35 (31) | 5:16:23 (16) 6:24:11 (15) |
| 16 | 68 | NIEMIEC Przemyslaw | POL | 2:13:08 (75) 5:50:42 (48) | 2:53:08 (100) | 3:30:14 (92) | 4:06:25 (84) | 4:41:35 (91) | 5:16:23 (47) 6:24:11 (16) |
| 17 | 49 | VANDE VELDE Christian | USA | 2:13:08 (50) 5:50:42 (12) | 2:53:08 (65) | 3:30:14 (29) | 4:06:25 (29) | 4:41:35 (38) | 5:16:23 (61) 6:24:19 (17) |
| 18 | 1 | BETTINI Paolo | ITA | 2:13:08 (52) 5:50:42 (2) | 2:53:08 (73) | 3:30:14 (54) | 4:06:25 (44) | 4:41:35 (35) | 5:16:23 (11) 6:24:24 (18) |
| 19 | 43 | KARPETS Vladimir | RUS | 2:13:08 (114) 5:50:42 (38) | 2:53:08 (129) | 3:30:14 (112) | 4:06:25 (85) | 4:41:35 (100) | 5:16:23 (67) 6:24:59 (19) |
| 20 | 127 | FISCHER Murilo | BRA | 2:11:48 (7) 5:50:42 (21) | 2:48:44 (17) | 3:25:07 (19) | 4:03:07 (20) | 4:40:24 (12) | 5:16:23 (55) 6:26:17 (20) |
| 21 | 15 | WEGMANN Fabian | GER | 2:13:08 (32) 5:50:42 (3) | 2:53:08 (77) | 3:30:14 (63) | 4:06:25 (59) | 4:41:35 (28) | 5:16:23 (14) 6:26:17 (21) |
| 22 | 142 | HOFFMANN Erik | NAM | 2:13:08 (133) 5:50:42 (49) | 2:53:08 (42) | 3:30:14 (46) | 4:06:25 (109) | 4:41:35 (86) | 5:16:23 (76) 6:26:17 (22) |
| 23 | 100 | PFANNBERGER Christian | AUT | 2:13:08 (110) 5:50:24 (1) | 2:53:08 (99) | 3:30:14 (28) | 4:06:25 (27) | 4:41:35 (26) | 5:16:23 (15) 6:26:17 (23) |
| 24 | 55 | LARSSON Gustav | SWE | 2:13:08 (60) 5:50:42 (31) | 2:53:08 (66) | 3:30:14 (105) | 4:06:25 (88) | 4:41:35 (67) | 5:16:23 (74) 6:26:17 (24) |



ROAD CYCLING COURSE
公路自行车赛场
PARCOURS DE CYCLISME SUR ROUTE

SAT 星期六 SAM
9 AUG 2008
11:00

CYCLING ROAD
自行车 - 公路分项 / CYCLISME SUR ROUTE

MEN'S ROAD RACE
男子公路大组赛 / COURSE SUR ROUTE - HOMMES



RACE ANALYSIS

成绩分析 / ANALYSE DE LA COURSE

Communiqué no. 7

Race distance: 245 km (PTP 78.8 km + 7 laps of 23.8 km)

| Rank | Race Number | Name | NOC Code | PTP Lap 6 | Lap 1 | Lap 2 | Lap 3 | Lap 4 | Lap 5 FINISH |
|------|-------------|----------------------|----------|-------------------------------|---------------|---------------|---------------|---------------|-------------------------------------|
| 25 | 95 | SOERENSEN Nicki | DEN | 2:13:08 (92) 5:50:42 (32) | 2:53:08 (75) | 3:30:14 (49) | 4:06:25 (102) | 4:41:35 (68) | 5:16:23 (48) 6:26:17 (25) |
| 26 | 104 | ROGINA Radoslav | CRO | 2:11:48 (27) 5:50:42 (44) | 2:48:44 (19) | 3:25:07 (16) | 4:03:07 (6) | 4:40:24 (14) | 5:16:23 (80) 6:26:17 (26) |
| 27 | 69 | AUGUSTYN John | RSA | 2:13:08 (41) 5:50:42 (34) | 2:53:08 (104) | 3:30:14 (34) | 4:06:25 (40) | 4:41:35 (62) | 5:16:23 (32) 6:26:17 (27) |
| 28 | 80 | RIBEIRO Nuno | POR | 2:13:08 (109) 5:50:42 (45) | 2:53:08 (120) | 3:30:14 (74) | 4:06:25 (110) | 4:41:35 (95) | 5:16:23 (69) 6:26:17 (28) |
| 29 | 124 | KONOVALOVAS Ignatas | LTU | 2:13:08 (65) 5:50:42 (53) | 2:53:08 (114) | 3:30:14 (58) | 4:06:25 (45) | 4:41:35 (88) | 5:16:23 (19) 6:26:17 (29) |
| 30 | 83 | RODRIGUEZ ORTIZ JJ | VEN | 2:13:08 (108) 5:50:42 (36) | 2:53:08 (43) | 3:30:14 (99) | 4:06:25 (99) | 4:41:35 (78) | 5:16:23 (38) 6:26:17 (30) |
| 31 | 28 | LLOYD Matthew | AUS | 2:13:08 (129) 5:50:42 (28) | 2:53:08 (94) | 3:30:14 (84) | 4:06:25 (87) | 4:41:35 (36) | 5:16:23 (20) 6:26:17 (31) |
| 32 | 58 | ARVESEN Kurt Asle | NOR | 2:13:08 (77) 5:50:42 (40) | 2:53:08 (122) | 3:30:14 (119) | 4:06:25 (47) | 4:41:35 (53) | 5:16:23 (17) 6:26:17 (32) |
| 33 | 134 | SIUTSOU Kanstantsin | BLR | 2:13:08 (46) 5:50:42 (30) | 2:53:08 (83) | 3:30:14 (32) | 4:06:25 (38) | 4:41:35 (70) | 5:16:23 (53) 6:26:17 (33) |
| 34 | 23 | PAURIOL Remi | FRA | 2:11:48 (18) 5:50:42 (46) | 2:48:44 (8) | 3:25:07 (20) | 4:03:07 (24) | 4:40:24 (22) | 5:16:23 (66) 6:26:17 (34) |
| 35 | 65 | VALJAVEC Tadej | SLO | 2:13:08 (66) 5:50:42 (43) | 2:53:08 (46) | 3:30:14 (57) | 4:06:25 (100) | 4:41:35 (63) | 5:16:23 (71) 6:26:17 (35) |
| 36 | 78 | POPOVYCH Yaroslav | UKR | 2:13:08 (89) 5:50:42 (11) | 2:53:08 (91) | 3:30:14 (51) | 4:06:25 (55) | 4:41:35 (45) | 5:16:23 (31) 6:26:17 (36) |
| 37 | 27 | GERRANS Simon | AUS | 2:11:48 (11) 5:50:42 (25) | 2:48:44 (24) | 3:25:07 (22) | 4:03:07 (16) | 4:40:24 (20) | 5:16:23 (30) 6:26:17 (37) |
| 38 | 57 | LOVKVIST Thomas | SWE | 2:13:08 (128) 5:50:42 (50) | 2:53:08 (116) | 3:30:14 (106) | 4:06:25 (119) | 4:41:35 (92) | 5:16:23 (23) 6:26:25 (38) |
| 39 | 101 | ROHREGGER Thomas | AUT | 2:13:08 (69) 5:50:42 (27) | 2:53:08 (45) | 3:30:14 (55) | 4:06:25 (28) | 4:41:35 (27) | 5:16:23 (34) 6:26:25 (39) |
| 40 | 46 | HINCAPIE George | USA | 2:13:08 (100) 5:50:42 (41) | 2:53:08 (57) | 3:30:14 (72) | 4:06:25 (71) | 4:41:35 (58) | 5:16:23 (39) 6:26:25 (40) |
| 41 | 53 | SERPA Jose | COL | 2:13:08 (59) 5:50:42 (35) | 2:53:08 (107) | 3:30:14 (111) | 4:06:25 (49) | 4:41:35 (90) | 5:16:23 (72) 6:26:27 (41) |
| 42 | 20 | VANSUMMEREN Johan | BEL | 2:13:08 (76) 5:50:42 (39) | 2:53:08 (52) | 3:30:14 (75) | 4:06:25 (43) | 4:41:35 (44) | 5:15:55 (3) 6:26:27 (42) |
| 43 | 35 | SCHLECK Frank | LUX | 2:13:08 (43) 5:50:42 (26) | 2:53:08 (61) | 3:30:14 (66) | 4:06:25 (80) | 4:41:35 (69) | 5:16:23 (36) 6:26:27 (43) |
| 44 | 131 | MIZUROV Andrey | KAZ | 2:11:48 (25) 5:50:42 (37) | 2:48:44 (4) | 3:25:07 (10) | 4:03:07 (19) | 4:40:24 (13) | 5:16:23 (62) 6:26:27 (44) |
| 45 | 32 | KREUZIGER Roman | CZE | 2:11:48 (9) 5:50:42 (18) | 2:48:44 (2) | 3:25:07 (15) | 4:03:07 (9) | 4:40:24 (3) | 5:16:23 (79) 6:26:35 (45) |
| 46 | 33 | KIRCHEN Kim | LUX | 2:11:48 (12) 5:50:42 (29) | 2:48:44 (14) | 3:25:07 (8) | 4:03:07 (7) | 4:40:24 (11) | 5:16:23 (29) 6:26:40 (46) |
| 47 | 107 | ALDAPE CHAVEZ Moises | MEX | 2:13:08 (115) 5:50:42 (15) | 2:53:08 (111) | 3:30:14 (104) | 4:06:25 (76) | 4:41:35 (101) | 5:16:23 (56) 6:28:08 (47) |
| 48 | 113 | TAARAMAE Rein | EST | 2:13:08 (86) 5:50:42 (47) | 2:53:08 (58) | 3:30:14 (38) | 4:06:25 (98) | 4:41:35 (76) | 5:16:23 (10) 6:30:49 (48) |



RACE ANALYSIS

成绩分析 / ANALYSE DE LA COURSE

Communiqué no. 7

Race distance: 245 km (PTP 78.8 km + 7 laps of 23.8 km)

| Rank | Race Number | Name | NOC Code | PTP Lap 6 | Lap 1 | Lap 2 | Lap 3 | Lap 4 | Lap 5 FINISH |
|------|-------------|-----------------------|----------|-------------------------------|---------------|---------------|---------------|---------------|-------------------------------------|
| 49 | 9 | SASTRE Carlos | ESP | 2:11:48 (13) 5:50:42 (22) | 2:48:44 (5) | 3:25:07 (7) | 4:03:07 (14) | 4:40:24 (19) | 5:16:23 (6) 6:31:06 (49) |
| 50 | 4 | PELLIZOTTI Franco | ITA | 2:13:08 (80) 5:50:42 (23) | 2:53:08 (50) | 3:30:14 (53) | 4:06:25 (42) | 4:41:35 (65) | 5:16:23 (21) 6:31:06 (50) |
| 51 | 109 | LAGUTIN Sergey | UZB | 2:13:08 (138) 5:50:42 (51) | 2:53:08 (103) | 3:30:14 (39) | 4:06:25 (93) | 4:41:35 (59) | 5:16:23 (50) 6:31:06 (51) |
| 52 | 72 | ASKARI Hossein | IRI | 2:13:08 (119) 5:53:05 (55) | 2:53:08 (98) | 3:30:14 (109) | 4:06:25 (97) | 4:41:35 (103) | 5:16:23 (82) 6:34:22 (52) |
| 53 | 77 | PIDGORNYI Ruslan | UKR | 2:11:48 (21) 5:53:05 (64) | 2:48:50 (26) | 3:25:07 (14) | 4:03:07 (3) | 4:38:44 (1) | 5:15:55 (4) 6:34:22 (53) |
| 54 | 92 | DEAN Julian | NZL | 2:13:08 (112) 5:53:05 (60) | 2:53:08 (102) | 3:30:14 (77) | 4:06:25 (83) | 4:41:35 (56) | 5:16:23 (57) 6:34:26 (54) |
| 55 | 67 | MORAJKO Jacek Tadeusz | POL | 2:13:08 (73) 5:53:05 (56) | 2:53:08 (123) | 3:30:14 (115) | 4:06:25 (105) | 4:41:35 (93) | 5:16:23 (70) 6:34:26 (55) |
| 56 | 98 | HESJEDAL Ryder | CAN | 2:11:48 (5) 5:53:05 (58) | 2:48:44 (15) | 3:25:07 (6) | 4:03:07 (23) | 4:40:24 (4) | 5:16:23 (59) 6:34:26 (56) |
| 57 | 102 | KVASINA Matija | CRO | 2:11:48 (26) 5:53:05 (66) | 2:48:44 (18) | 3:25:07 (2) | 4:03:07 (13) | 4:40:24 (9) | 5:16:23 (45) 6:34:26 (57) |
| 58 | 56 | LJUNGQVIST Marcus | SWE | 2:13:08 (88) 5:53:05 (61) | 2:53:08 (119) | 3:30:14 (97) | 4:06:25 (66) | 4:41:35 (61) | 5:15:55 (2) 6:34:26 (58) |
| 59 | 99 | TUFT Svein | CAN | 2:13:08 (44) 5:53:05 (65) | 2:53:08 (86) | 3:30:14 (86) | 4:06:25 (113) | 4:41:35 (81) | 5:16:23 (63) 6:34:26 (59) |
| 60 | 45 | MENSHOV Denis | RUS | 2:13:08 (121) 5:50:42 (7) | 2:53:08 (69) | 3:30:14 (33) | 4:06:25 (68) | 4:41:35 (74) | 5:16:23 (73) 6:34:26 (60) |
| 61 | 63 | GOLCER Jure | SLO | 2:13:08 (34) 5:53:05 (63) | 2:53:08 (47) | 3:30:14 (81) | 4:06:25 (79) | 4:41:35 (40) | 5:16:23 (68) 6:34:26 (61) |
| 62 | 116 | VALACH Jan | SVK | 2:11:48 (28) 5:53:05 (67) | 2:48:44 (3) | 3:25:07 (23) | 4:03:07 (8) | 4:40:24 (5) | 5:16:23 (49) 6:34:26 (62) |
| 63 | 2 | BRUSEGHIN Marzio | ITA | 2:11:48 (15) 5:51:03 (54) | 2:48:44 (10) | 3:25:07 (17) | 4:03:07 (15) | 4:40:24 (17) | 5:16:23 (44) 6:34:26 (63) |
| 64 | 106 | ROCHE Nicholas | IRL | 2:13:08 (131) 5:50:42 (52) | 2:53:08 (121) | 3:30:14 (89) | 4:06:25 (78) | 4:41:35 (77) | 5:16:23 (64) 6:34:26 (64) |
| 65 | 39 | TEN DAM Laurens | NED | 2:13:08 (48) 5:53:05 (62) | 2:53:08 (112) | 3:30:14 (64) | 4:06:25 (37) | 4:41:35 (30) | 5:16:23 (24) 6:34:26 (65) |
| 66 | 126 | KUSZTOR Peter | HUN | 2:13:08 (36) 5:54:20 (69) | 2:53:08 (32) | 3:30:14 (30) | 4:06:25 (33) | 4:41:35 (37) | 5:16:23 (27) 6:35:44 (66) |
| 67 | 120 | STEVIC Ivan | SRB | 2:13:08 (103) 5:54:20 (68) | 2:53:08 (34) | 3:30:14 (52) | 4:06:25 (60) | 4:41:35 (60) | 5:16:23 (54) 6:35:44 (67) |
| 68 | 118 | SMUKULIS Gatis | LAT | 2:11:48 (20) 5:55:52 (70) | 2:48:44 (21) | 3:25:07 (13) | 4:03:07 (5) | 4:40:24 (23) | 5:16:23 (43) 6:36:48 (68) |
| 69 | 112 | KANGERT Tanel | EST | 2:13:08 (113) 5:55:52 (71) | 2:53:08 (62) | 3:30:14 (90) | 4:06:25 (67) | 4:41:35 (87) | 5:16:23 (65) 6:36:48 (69) |
| 70 | 141 | GARRIDO Gonzalo | CHI | 2:13:08 (140) 5:55:52 (72) | 2:53:08 (133) | 3:30:14 (114) | 4:06:25 (118) | 4:41:35 (107) | 5:16:23 (83) 6:36:48 (70) |
| 71 | 59 | HAGEN Edvald Boasson | NOR | 2:13:08 (55) 5:53:05 (57) | 2:53:08 (39) | 3:30:14 (76) | 4:06:25 (111) | 4:41:35 (52) | 5:16:23 (77) 6:36:48 (71) |
| 72 | 79 | CARDOSO Andre | POR | 2:13:08 (84) 5:58:22 (81) | 2:53:08 (110) | 3:30:14 (103) | 4:06:25 (106) | 4:41:35 (99) | 5:16:23 (60) 6:39:42 (72) |



RACE ANALYSIS

成绩分析 / ANALYSE DE LA COURSE

Communiqué no. 7

Race distance: 245 km (PTP 78.8 km + 7 laps of 23.8 km)

| Rank | Race Number | Name | NOC Code | PTP Lap 6 | Lap 1 | Lap 2 | Lap 3 | Lap 4 | Lap 5 FINISH |
|------|-------------|----------------------|----------|-------------------------------|---------------|---------------|---------------|---------------|--------------------------------------|
| 73 | 133 | KUCHYNSKI Aliaksandr | BLR | 2:11:48 (8) 5:58:22 (79) | 2:48:44 (25) | 3:25:07 (9) | 4:03:07 (2) | 4:38:44 (2) | 5:15:55 (5) 6:39:42 (73) |
| 74 | 123 | KAIRELIS Dainius | LTU | 2:11:48 (24) 5:58:22 (78) | 2:48:44 (22) | 3:25:07 (18) | 4:03:07 (4) | 4:40:24 (18) | 5:16:23 (86) 6:39:42 (74) |
| 75 | 31 | BENCIK Petr | CZE | 2:11:48 (22) 5:58:22 (77) | 2:48:44 (16) | 3:25:07 (11) | 4:03:07 (21) | 4:40:24 (10) | 5:16:23 (88) 6:39:42 (75) |
| 76 | 132 | PLIUSCHIN Alexandr | MDA | 2:13:08 (62) 5:58:22 (74) | 2:53:08 (33) | 3:30:14 (73) | 4:06:25 (115) | 4:41:35 (48) | 5:16:23 (84) 6:39:42 (76) |
| 77 | 76 | KOSTYUK Denys | UKR | 2:13:08 (93) 5:58:22 (75) | 2:53:08 (88) | 3:30:14 (93) | 4:06:25 (90) | 4:41:35 (84) | 5:16:23 (78) 6:39:42 (77) |
| 78 | 42 | IVANOV Sergey | RUS | 2:13:08 (117) 5:58:22 (73) | 2:53:08 (41) | 3:30:14 (35) | 4:06:25 (34) | 4:41:35 (25) | 5:16:23 (89) 6:39:42 (78) |
| 79 | 73 | MIZBANI Ghader | IRI | 2:13:08 (116) 5:58:22 (80) | 2:53:08 (59) | 3:30:14 (121) | 4:06:25 (112) | 4:41:35 (94) | 5:16:23 (81) 6:39:42 (79) |
| 80 | 70 | GEORGE David | RSA | 2:13:08 (135) 5:58:22 (76) | 2:53:08 (95) | 3:30:14 (100) | 4:06:25 (104) | 4:41:35 (108) | 5:16:23 (75) 6:39:42 (80) |
| 81 | 105 | DEIGNAN Philip | IRL | 2:13:08 (123) 5:58:22 (88) | 2:53:08 (105) | 3:30:14 (88) | 4:06:25 (72) | 4:41:35 (102) | 5:16:23 (58) 6:39:42 (81) |
| 82 | 91 | CHADWICK Glen | NZL | 2:13:08 (45) 5:58:22 (87) | 2:53:08 (71) | 3:30:14 (101) | 4:06:25 (107) | 4:41:35 (98) | 5:16:38 (90) 6:39:42 (82) |
| 83 | 135 | USAU Aliaksandr | BLR | 2:13:08 (79) 6:06:22 (92) | 2:53:08 (37) | 3:30:14 (31) | 4:06:25 (36) | 4:41:35 (104) | 5:24:17 (99) 6:49:59 (83) |
| 84 | 66 | MARCZYNSKI Tomasz | POL | 2:13:08 (91) 6:06:22 (90) | 2:53:08 (125) | 3:30:14 (116) | 4:06:25 (116) | 4:41:35 (85) | 5:24:17 (100) 6:49:59 (84) |
| 85 | 119 | JOVANOVIC Nebojsa | SRB | 2:13:08 (96) 6:06:22 (91) | 2:53:08 (126) | 3:30:14 (110) | 4:06:25 (114) | 4:41:35 (106) | 5:24:17 (101) 6:49:59 (85) |
| 86 | 82 | MIYAZAWA Takashi | JPN | 2:13:08 (37) 6:10:11 (94) | 2:53:08 (40) | 3:30:14 (42) | 4:06:25 (41) | 4:41:35 (33) | 5:23:55 (95) 6:55:24 (86) |
| 87 | 108 | CHTIOUI Rafea | TUN | 2:13:08 (102) 6:15:32 (95) | 2:53:08 (87) | 3:30:14 (123) | 4:06:25 (69) | 4:47:28 (109) | 5:30:58 (104) 7:03:04 (87) |
| 88 | 139 | PARK Sungbaek | KOR | 2:13:08 (106) 6:15:32 (96) | 2:53:08 (28) | 3:30:14 (94) | 4:06:25 (121) | 4:47:28 (111) | 5:30:58 (103) 7:03:04 (88) |
| 89 | 138 | WU Kin San | HKG | 2:13:08 (107) 6:19:32 (97) | 2:53:08 (74) | 3:31:46 (131) | 4:12:48 (125) | 4:53:50 (116) | 5:37:04 (108) 7:05:57 (89) |
| 90 | 128 | PAGLIARINI MENDONC | BRA | 2:13:08 (105) 6:20:40 (98) | 2:53:08 (64) | 3:31:46 (130) | 4:12:48 (124) | 4:53:50 (115) | 5:37:04 (107) 7:08:27 (90) |
| | 6 | CONTADOR Alberto | ESP | 2:13:08 (40) 5:53:05 (59) | 2:53:08 (63) | 3:30:14 (43) | 4:06:25 (48) | 4:41:35 (50) | 5:16:23 (7) DNF |
| | 64 | SPIKAK Simon | SLO | 2:13:08 (61) 5:58:22 (82) | 2:53:08 (109) | 3:30:14 (71) | 4:06:25 (92) | 4:41:35 (34) | 5:16:23 (33) DNF |
| | 14 | VOIGT Jens | GER | 2:11:48 (23) 5:58:22 (83) | 2:48:44 (13) | 3:25:07 (1) | 4:03:07 (10) | 4:40:24 (21) | 5:16:23 (46) DNF |
| | 22 | FEDRIGO Pierrick | FRA | 2:13:08 (127) 5:58:22 (84) | 2:53:08 (67) | 3:30:14 (107) | 4:06:25 (108) | 4:41:35 (73) | 5:16:23 (87) DNF |
| | 21 | DESSEL Cyril | FRA | 2:13:08 (82) 5:58:22 (85) | 2:53:08 (79) | 3:30:14 (108) | 4:06:25 (50) | 4:41:35 (79) | 5:16:23 (85) DNF |
| | 25 | ROLLAND Pierre | FRA | 2:13:08 (54) 5:58:22 (86) | 2:53:08 (36) | 3:30:14 (37) | 4:06:25 (74) | 4:41:35 (55) | 5:16:23 (40) DNF |



RACE ANALYSIS

成绩分析 / ANALYSE DE LA COURSE

Communiqué no. 7

Race distance: 245 km (PTP 78.8 km + 7 laps of 23.8 km)

| Rank | Race Number | Name | NOC Code | PTP Lap 6 | Lap 1 | Lap 2 | Lap 3 | Lap 4 | Lap 5 FINISH |
|------|-------------|-----------------------|----------|-------------------------------|---------------|---------------|---------------|---------------|----------------------|
| 54 | | URAN Rigoberto | COL | 2:13:08 (111) 5:58:22 (89) | 2:53:08 (131) | 3:30:14 (98) | 4:06:25 (77) | 4:41:35 (80) | 5:15:55 (1) DNF |
| 90 | | SWIFT Ben | GBR | 2:13:08 (90) 6:06:46 (93) | 2:53:08 (92) | 3:30:14 (62) | 4:06:25 (86) | 4:41:35 (83) | 5:16:23 (52) DNF |
| 36 | | CLEMENT Stef | NED | 2:11:48 (14) | 2:48:44 (11) | 3:25:07 (12) | 4:03:07 (22) | 4:40:24 (7) | 5:16:45 (91) DNF |
| 12 | | GRABSCH Bert | GER | 2:11:48 (4) | 2:48:44 (6) | 3:25:07 (4) | 4:03:07 (11) | 4:40:24 (8) | 5:22:14 (92) DNF |
| 3 | | NIBALI Vincenzo | ITA | 2:13:08 (63) | 2:53:08 (38) | 3:30:14 (80) | 4:06:25 (31) | 4:41:35 (24) | 5:22:33 (93) DNF |
| 60 | | NORDHAUS Lars Petter | NOR | 2:13:08 (58) | 2:53:08 (84) | 3:30:14 (117) | 4:06:25 (96) | 4:41:35 (71) | 5:22:33 (94) DNF |
| 103 | | MIHOLJEVIC Vladimir | CRO | 2:11:48 (10) | 2:48:44 (9) | 3:25:07 (5) | 4:03:07 (17) | 4:40:24 (6) | 5:23:55 (96) DNF |
| 17 | | BRANDT Christophe | BEL | 2:13:08 (134) | 2:53:08 (82) | 3:30:14 (87) | 4:06:25 (62) | 4:41:35 (89) | 5:23:55 (97) DNF |
| 13 | | SCHUMACHER Stefan | GER | 2:13:08 (35) | 2:53:08 (70) | 3:30:14 (67) | 4:06:25 (73) | 4:41:35 (47) | 5:24:02 (98) DNF |
| 96 | | VANDBORG Brian Bach | DEN | 2:13:08 (30) | 2:53:08 (124) | 3:30:14 (125) | 4:06:25 (120) | 4:41:35 (105) | 5:26:36 (102) DNF |
| 19 | | van den BROECK Jurgen | BEL | 2:11:48 (6) | 2:48:44 (12) | 3:25:07 (21) | 4:03:07 (18) | 4:40:24 (16) | 5:31:27 (105) DNF |
| 93 | | GUDESELL Timothy | NZL | 2:13:08 (104) | 2:53:08 (106) | 3:30:14 (82) | 4:06:25 (32) | 4:41:35 (39) | 5:31:37 (106) DNF |
| 140 | | ALMONACID Patricio | CHI | 2:01:37 (1) | 2:44:34 (1) | 3:25:07 (25) | 4:06:41 (123) | 4:53:50 (117) | 5:37:04 (109) DNF |
| 110 | | GERGANOV Evgeniy | BUL | 2:13:08 (94) | 2:53:08 (115) | 3:30:14 (122) | 4:12:48 (126) | 4:53:50 (118) | 5:49:41 (110) DNF |
| 62 | | BOZIC Borut | SLO | 2:11:48 (16) | 2:48:44 (7) | 3:25:07 (3) | 4:03:07 (12) | 4:40:24 (15) | DNF |
| 29 | | O'GRADY Stuart | AUS | 2:13:08 (83) | 2:53:08 (35) | 3:30:14 (69) | 4:06:25 (101) | 4:41:35 (29) | DNF |
| 130 | | IGLINSKIY Maxim | KAZ | 2:13:08 (47) | 2:53:08 (130) | 3:30:14 (48) | 4:06:25 (103) | 4:41:35 (64) | DNF |
| 61 | | RASCH Gabriel | NOR | 2:13:08 (95) | 2:53:08 (76) | 3:30:14 (78) | 4:06:25 (75) | 4:41:35 (97) | DNF |
| 81 | | BEPPU Fumiyuki | JPN | 2:13:08 (126) | 2:53:08 (93) | 3:30:14 (85) | 4:06:25 (58) | 4:47:32 (112) | DNF |
| 122 | | RAABE Henry | CRC | 2:13:08 (67) | 2:53:08 (29) | 3:30:14 (124) | 4:12:48 (127) | 5:06:05 (119) | LAP DNF |
| 74 | | SOHRABI Mehdi | IRI | 2:13:08 (120) | 2:53:08 (135) | 3:30:14 (126) | 4:12:48 (128) | 5:06:05 (120) | LAP DNF |
| 143 | | CONTRERAS Mario | ESA | 2:13:08 (29) | 2:53:08 (113) | 3:30:14 (120) | 4:06:25 (117) | 4:47:28 (110) | DNF |
| 75 | | GRIVKO Andriy | UKR | 2:11:48 (17) | 2:48:44 (23) | 3:25:07 (24) | 4:03:07 (1) | 4:47:36 (113) | DNF |
| 41 | | EFIMKIN Vladimir | RUS | 2:13:08 (98) | 2:53:08 (55) | 3:30:14 (26) | 4:06:25 (25) | 4:47:36 (114) | DNF |



ROAD CYCLING COURSE
公路自行车赛场
PARCOURS DE CYCLISME SUR ROUTE

SAT 星期六 SAM
9 AUG 2008
11:00

CYCLING ROAD
自行车 - 公路分项 / CYCLISME SUR ROUTE
MEN'S ROAD RACE
男子公路大组赛 / COURSE SUR ROUTE - HOMMES



RACE ANALYSIS

成绩分析 / ANALYSE DE LA COURSE

Communiqué no. 7

Race distance: 245 km (PTP 78.8 km + 7 laps of 23.8 km)

| Rank | Race Number | Name | NOC Code | PTP Lap 6 | Lap 1 | Lap 2 | Lap 3 | Lap 4 | Lap 5 FINISH |
|------|-------------|-----------------------|----------|---------------|---------------|---------------|---------------|-------|--------------|
| | 48 | McCARTNEY Jason | USA | 2:13:08 (33) | 2:53:08 (30) | 3:30:14 (27) | 4:06:25 (26) | | DNF |
| | 89 | HAMMOND Roger | GBR | 2:13:08 (137) | 2:53:08 (54) | 3:30:14 (102) | 4:06:25 (35) | | DNF |
| | 38 | KROON Karsten | NED | 2:13:08 (68) | 2:53:08 (97) | 3:30:14 (40) | 4:06:25 (46) | | DNF |
| | 7 | FREIRE Oscar | ESP | 2:13:08 (78) | 2:53:08 (90) | 3:30:14 (59) | 4:06:25 (52) | | DNF |
| | 88 | CUMMINGS Stephen | GBR | 2:13:08 (97) | 2:53:08 (132) | 3:30:14 (65) | 4:06:25 (61) | | DNF |
| | 18 | MONFORT Maxime | BEL | 2:13:08 (101) | 2:53:08 (49) | 3:30:14 (50) | 4:06:25 (89) | | DNF |
| | 115 | JURCO Matej | SVK | 2:13:08 (125) | 2:53:08 (89) | 3:30:14 (113) | 4:06:25 (94) | | DNF |
| | 114 | BRONIS Roman | SVK | 2:13:08 (118) | 2:53:08 (80) | 3:30:14 (127) | 4:06:34 (122) | | DNF |
| | 121 | CHABANE Hichem | ALG | 2:13:08 (122) | 2:53:08 (118) | 3:35:31 (132) | 4:31:07 (130) | LAP | DNF |
| | 85 | HAEDO Juan Jose | ARG | 2:13:08 (72) | 2:53:08 (53) | 3:30:14 (68) | 4:13:31 (129) | | DNF |
| | 129 | ZHANG Liang | CHN | 2:13:08 (132) | 2:53:08 (128) | 3:35:31 (133) | 4:31:07 (131) | LAP | DNF |
| | 137 | BELGASEM Ahmed | LBA | 2:13:08 (130) | 2:56:18 (137) | 3:46:29 (135) | | | DNF |
| | 11 | CIOLEK Gerald Michael | GER | 2:13:08 (136) | 2:53:08 (108) | 3:30:14 (128) | | | DNF |
| | 117 | BELOHVOSCIKS Raivis | LAT | 2:11:48 (3) | 2:48:44 (20) | 3:30:37 (129) | | | DNF |
| | 87 | BELLIS Jonathan | GBR | 2:11:48 (19) | 2:53:08 (127) | 3:40:30 (134) | | | DNF |
| | 136 | GALLARDO Horacio | BOL | 2:01:37 (2) | 2:49:18 (27) | | | | DNF |
| | 125 | BODROGI Laszlo | HUN | 2:13:08 (71) | 2:53:08 (134) | | | | DNF |
| | 111 | PETROV Daniel | BUL | 2:13:08 (99) | 3:01:23 (138) | LAP | | | DNF |
| | 86 | MEDICI Matias | ARG | 2:13:08 (49) | | | | | DNF |
| | 40 | TERPSTRA Niki | NED | 2:13:08 (53) | | | | | DNF |
| | 84 | BORRAJO Alejandro | ARG | 2:13:08 (139) | LAP | | | | DNF |
| | 71 | HUNTER Robert | RSA | 2:13:08 (142) | LAP | | | | DNF |
| | 50 | ZABRISKIE David | USA | 2:13:08 (143) | | | | | DNF |



ROAD CYCLING COURSE
公路自行车赛场
PARCOURS DE CYCLISME SUR ROUTE

SAT 星期六 SAM
9 AUG 2008
11:00

CYCLING ROAD
自行车 - 公路分项 / CYCLISME SUR ROUTE
MEN'S ROAD RACE
男子公路大组赛 / COURSE SUR ROUTE - HOMMES



RACE ANALYSIS

成绩分析 / ANALYSE DE LA COURSE

Race distance: 245 km (PTP 78.8 km + 7 laps of 23.8 km)

Communiqué no. 7

Note:

Intermediate (lap) times are information recorded from transponders allowing follow up of the race. Sometimes this data may be missing. Final time used for ranking at the end of the race is determined with video-finish for all riders

Legend:

DNF Did Not Finish **LAP** Lapped **PTP** Point-To-Point

Race Incidents



MEN'S ROAD RACE

Road Cycling Course / SAT 9 AUG 2008 / START TIME: 11:00 / AFTER: 174.0 KM (PTP 78.8 KM + 4 LAPS OF 23.8 KM)

| Distance Covered | Lap Number | Incident |
|------------------|------------|--|
| 178 km | 4 | Riders No. 64 SPILAK Simon (SLO) and No. 103 MIHOLJEVIC Vladimir (CRO) had a crash at kilometer 178. |

Legend

PTP - Point-To-Point

12:47:04 10 AUG 2008
CRM012101_C69R 1.0

Detailed Past Weather Conditions



ROAD CYCLING COURSE

| Time | 00:00 | 01:00 | 02:00 | 03:00 | 04:00 | 05:00 | 06:00 | 07:00 | 08:00 | 09:00 | 10:00 | 11:00 |
|---------------------|----------|-------|-------|-------|-------|-------|-------|-------|-------|-------|-------|-------|
| Sky Conditions | | | | | | | | | | | | |
| Air Temperature | ° C 25.7 | 25.6 | 25.5 | 25.5 | 25.6 | 25.7 | 25.4 | 25.4 | 25.4 | 25.5 | 26.2 | 27.0 |
| | ° F 78.3 | 78.1 | 77.9 | 77.9 | 78.1 | 78.3 | 77.7 | 77.7 | 77.7 | 77.9 | 79.2 | 80.6 |
| Humidity (%) | 92 | 92 | 92 | 93 | 93 | 93 | 94 | 94 | 94 | 93 | 90 | 87 |
| Wind Direction | | | | | | | | | | | | |
| Wind Speed (m/s) | 0.8 | 0.8 | 0.3 | 0.5 | 0.3 | 0.3 | 1.1 | 0.6 | 1.7 | 1.6 | 1.8 | 0.8 |
| Precipitations (mm) | 0.0 | 0.0 | 0.0 | 0.0 | 0.0 | 0.0 | 0.0 | 0.0 | 0.0 | 0.0 | 0.0 | 0.0 |

| Time | 12:00 | 13:00 | 14:00 | 15:00 | 16:00 | 17:00 | 18:00 | 19:00 | 20:00 | 21:00 | 22:00 | 23:00 |
|---------------------|----------|-------|-------|-------|-------|-------|-------|-------|-------|-------|-------|-------|
| Sky Conditions | | | | | | | | | | | | |
| Air Temperature | ° C 28.0 | 29.2 | 29.7 | 29.9 | 30.2 | 29.7 | 29.2 | 28.6 | 28.1 | 27.8 | 27.6 | 25.8 |
| | ° F 82.4 | 84.6 | 85.5 | 85.8 | 86.4 | 85.5 | 84.6 | 83.5 | 82.6 | 82.0 | 81.7 | 78.4 |
| Humidity (%) | 86 | 78 | 78 | 76 | 73 | 75 | 73 | 74 | 75 | 77 | 78 | 92 |
| Wind Direction | | | | | | | | | | | | |
| Wind Speed (m/s) | 0.7 | 1.9 | 1.9 | 2.2 | 1.7 | 1.4 | 1.2 | 1.3 | 1.5 | 1.3 | 2.9 | 1.8 |
| Precipitations (mm) | 0.0 | 0.0 | 0.0 | 0.0 | 0.0 | 0.0 | 0.0 | 0.0 | 0.0 | 0.0 | 0.0 | 10.0 |

Legend

| | | | | | | | |
|--|------------|--|------------------|--|------------------|--|------------------|
| | East | | East-North-East | | East-South-East | | North |
| | North-East | | North-North-East | | North-North-West | | North-West |
| | South | | South-East | | South-South-East | | South-South-West |
| | South-West | | West | | West-North-West | | West-South-West |
| | Variable | | | | | | |

23:13:38 10 AUG 2008



OFFICIAL COMMUNICATION
 官方通告 / COMMUNICATION OFFICIELLE

Communiqué No. 8

Riders Penalty
Men's Road Race

COMMUNIQUE DU JURY DES COMMISSAIRES

Les coureurs suivants sont pénalisés d'une amende de 100 CHF en raison d'avoir pris le depart de la course sans contrôle de signature (article 12.1.040-1):

KIRCHEN, Kim (LUX19780703)
 SCHLECK, Andy (LUX19850610)
 SCHLECK, Frank (LUX19800415)
 GEORGE, David (RSA19760223)

The following riders are penalized of a 100 CHF fine for start without signature check (article 12.1.040-1):

KIRCHEN, Kim (LUX19780703)
 SCHLECK, Andy (LUX19850610)
 SCHLECK, Frank (LUX19800415)
 GEORGE, David (RSA19760223)

Issued by: President of Jury
 Time: 18:39
 Date: 09 AUG 2008

This decision affects:

| | |
|----------|-------------------------------------|
| RESULTS | <input type="checkbox"/> |
| SCHEDULE | <input type="checkbox"/> |
| OTHER | <input checked="" type="checkbox"/> |

Note: For more information see Didier Simon (President of Jury)



START LIST

出发顺序 / LISTE DE DÉPART

Communiqué no. 2

Race distance: 126 km (PTP 78.8 km + 2 laps of 23.8 km)

| Race Number | Name | UCI Code |
|-------------|-----------------------------------|-------------|
| 1 | CARRIGAN Sara | AUS19800907 |
| 2 | BATES Kate | AUS19820518 |
| 3 | WOOD Oenone | AUS19800924 |
| 4 | BELTMAN Chantal | NED19760825 |
| 5 | MELCHERS-van POPPEL Mirjam | NED19750926 |
| 6 | VOS Marianne | NED19870513 |
| 7 | ARNDT Judith | GER19760723 |
| 8 | KUPFERNAGEL Hanka | GER19740319 |
| 9 | WORRACK Trixi | GER19810928 |
| 10 | CANTELE Noemi | ITA19810717 |
| 11 | CARRARA Vera | ITA19800406 |
| 12 | GUDERZO Tatiana | ITA19840822 |
| 13 | ARMSTRONG Kristin | USA19730811 |
| 14 | NEBEN Amber | USA19750218 |
| 15 | THORBURN Christine | USA19690917 |
| 16 | JOHANSSON Emma | SWE19830923 |
| 17 | LJUNGSKOG Susanne | SWE19760316 |
| 18 | MUSTONEN Sara | SWE19810208 |
| 19 | BRANDLI Nicole | SUI19790618 |
| 20 | DOPPMANN Priska | SUI19710510 |
| 21 | HOHL Jennifer | SUI19860203 |
| 22 | COOKE Nicole | GBR19830413 |
| 23 | LAWS Sharon | GBR19740707 |
| 24 | POOLEY Emma | GBR19821003 |
| 25 | FERRIER BRUNEAU Christel | FRA19790708 |
| 26 | LONGO-CIPRELLI Jeannie | FRA19581031 |
| 27 | SALVETAT Maryline | FRA19740811 |
| 28 | POLIKVICIUTE Jolanta | LTU19700925 |
| 29 | PUCINSKAITE Edita | LTU19751127 |
| 30 | VZESNIAUSKAITE Modesta | LTU19831017 |
| 31 | BOYARSKAYA Natalia | RUS19830227 |
| 32 | BURCHENKOVA Alexandra | RUS19880916 |
| 33 | MARTISOVA Yulia | RUS19760615 |
| 34 | SCHACHL Monika | AUT19780421 |
| 35 | SOEDER Christiane | AUT19750115 |
| 36 | HOBSON Leigh | CAN19700810 |
| 37 | WILLOCK Erinne | CAN19811016 |
| 38 | WRUBLESKI Alexandra | CAN19840531 |
| 39 | GAO Min | CHN19820126 |
| 40 | MENG Lang | CHN19840306 |
| 41 | KASHCHYSHYNA Oksana | UKR19780215 |
| 42 | STIAJKINA Tatiana | UKR19770410 |
| 43 | VYSOTSKA Yevgeniya | UKR19751211 |
| 44 | SANCHIS Anna | ESP19871018 |
| 45 | VILAJOSANA Marta | ESP19750313 |
| 46 | DECROIX Lieselot | BEL19870512 |
| 47 | del VALLE GARCIA BUITRIAG Daniely | VEN19860820 |
| 48 | GONZALEZ GARCIA Angie Sabrina | VEN19810103 |
| 49 | TAYLOR Cherise | RSA19891106 |
| 50 | van der MERWE Marissa | RSA19780830 |
| 51 | CHEATLEY Catherine | NZL19830406 |
| 52 | KIESANOWSKI Joanne | NZL19790524 |
| 53 | OKI Miho | JPN19740308 |
| 54 | GRASSI Alessandra Giusseppina | MEX19760829 |
| 55 | SERUP Linda Melanie Villumsen | DEN19850409 |
| 56 | TREIER Grete | EST19771212 |
| 57 | SILVA Clemilda | BRA19790625 |
| 58 | GONZALEZ Yumari | CUB19790613 |
| 59 | BRZEZNA Paulina | POL19810910 |
| 60 | ZABIROVA Zulfiya | KAZ19731219 |
| 61 | GU Sungeun | KOR19840819 |



ROAD CYCLING COURSE
公路自行车赛场
PARCOURS DE CYCLISME SUR ROUTE

SUN 星期天 DIM
10 AUG 2008
14:00

CYCLING ROAD
自行车 - 公路分项 / CYCLISME SUR ROUTE

WOMEN'S ROAD RACE
女子公路大组赛 / COURSE SUR ROUTE - FEMMES



START LIST

出发顺序 / LISTE DE DÉPART

Race distance: 126 km (PTP 78.8 km + 2 laps of 23.8 km)

Communiqué no. 2

| Race Number | Name | UCI Code |
|-------------|----------------------|-------------|
| 62 | SON Heejung | KOR19870706 |
| 63 | VALEN de VRIES Anita | NOR19681212 |
| 64 | NONTASIN Chanpeng | THA19841009 |
| 65 | HALBWACHS Aurelie | MRI19860824 |
| 66 | CORNEO Sigrid Teresa | SLO19710427 |

Legend:
PTP Point-To-Point



ROAD CYCLING COURSE
公路自行车赛场
PARCOURS DE CYCLISME SUR ROUTE

SUN 星期天 DIM
10 AUG 2008
14:00

CYCLING ROAD
自行车 - 公路分项 / CYCLISME SUR ROUTE

WOMEN'S ROAD RACE
女子公路大组赛 / COURSE SUR ROUTE - FEMMES



FINAL RESULTS

比赛成绩 / RÉSULTATS FINAUX

Communiqué no. 10

Race distance: 126 km (PTP 78.8 km + 2 laps of 23.8 km)

| Rank | Race Number | Name | NOC Code | Final Time | Time Behind | Avg. Speed |
|------|-------------|-----------------------------------|----------|------------|-------------|------------|
| 1 | 22 | COOKE Nicole | GBR | 3:32:24 | | 35.706 |
| 2 | 16 | JOHANSSON Emma | SWE | " | " | |
| 3 | 12 | GUDERZO Tatiana | ITA | " | " | |
| 4 | 35 | SOEDER Christiane | AUT | 3:32:28 | +0:04 | |
| 5 | 55 | SERUP Linda Melanie Villumsen | DEN | 3:32:33 | +0:09 | |
| 6 | 6 | VOS Marianne | NED | 3:32:45 | +0:21 | |
| 7 | 20 | DOPPMANN Priska | SUI | " | " | |
| 8 | 59 | BRZEZNA Paulina | POL | " | " | |
| 9 | 29 | PUCINSKAITE Edita | LTU | " | " | |
| 10 | 60 | ZABIROVA Zulfiya | KAZ | " | " | |
| 11 | 28 | POLIKEVICIUTE Jolanta | LTU | " | " | |
| 12 | 33 | MARTISOVA Yulia | RUS | " | " | |
| 13 | 25 | FERRIER BRUNEAU Christel | FRA | " | " | |
| 14 | 27 | SALVETAT Maryline | FRA | " | " | |
| 15 | 10 | CANTELE Noemi | ITA | " | " | |
| 16 | 39 | GAO Min | CHN | 3:32:52 | +0:28 | |
| 17 | 36 | HOBSON Leigh | CAN | " | " | |
| 18 | 19 | BRANDLI Nicole | SUI | " | " | |
| 19 | 44 | SANCHIS Anna | ESP | " | " | |
| 20 | 9 | WORRACK Trixi | GER | " | " | |
| 21 | 17 | LJUNGSKOG Susanne | SWE | " | " | |
| 22 | 43 | VYSOTSKA Yevgeniya | UKR | 3:32:55 | +0:31 | |
| 23 | 24 | POOLEY Emma | GBR | " | " | |
| 24 | 26 | LONGO-CIPRELLI Jeannie | FRA | 3:32:57 | +0:33 | |
| 25 | 13 | ARMSTRONG Kristin | USA | 3:33:07 | +0:43 | |
| 26 | 63 | VALEN de VRIES Anita | NOR | 3:33:17 | +0:53 | |
| 27 | 30 | VZESNIAUSKAITE Modesta | LTU | " | " | |
| 28 | 52 | KIESANOWSKI Joanne | NZL | " | " | |
| 29 | 3 | WOOD Oenone | AUS | " | " | |
| 30 | 56 | TREIER Grete | EST | " | " | |
| 31 | 53 | OKI Miho | JPN | " | " | |
| 32 | 42 | STIAJKINA Tatiana | UKR | " | " | |
| 33 | 14 | NEBEN Amber | USA | " | " | |
| 34 | 50 | van der MERWE Marissa | RSA | " | " | |
| 35 | 23 | LAWS Sharon | GBR | " | " | |
| 36 | 5 | MELCHERS-van POPPEL Mirjam | NED | " | " | |
| 37 | 37 | WILLOCK Erinne | CAN | 3:33:23 | +0:59 | |
| 38 | 1 | CARRIGAN Sara | AUS | 3:33:25 | +1:01 | |
| 39 | 8 | KUPFERNAGEL Hanka | GER | " | " | |
| 40 | 31 | BOYARSKAYA Natalia | RUS | 3:33:45 | +1:21 | |
| 41 | 7 | ARNDT Judith | GER | 3:33:51 | +1:27 | |
| 42 | 41 | KASHCHYSHYNA Oksana | UKR | 3:34:13 | +1:49 | |
| 43 | 32 | BURCHENKOVA Alexandra | RUS | 3:36:32 | +4:08 | |
| 44 | 46 | DECROIX Lieselot | BEL | 3:36:35 | +4:11 | |
| 45 | 54 | GRASSI Alessandra Giusseppina | MEX | " | " | |
| 46 | 34 | SCHACHL Monika | AUT | 3:36:37 | +4:13 | |
| 47 | 4 | BELTMAN Chantal | NED | 3:37:02 | +4:38 | |
| 48 | 40 | MENG Lang | CHN | 3:37:42 | +5:18 | |
| 49 | 66 | CORNEO Sigrid Teresa | SLO | 3:39:29 | +7:05 | |
| 50 | 38 | WRUBLESKI Alexandra | CAN | 3:39:36 | +7:12 | |
| 51 | 57 | SILVA Clemilda | BRA | 3:41:01 | +8:37 | |
| 52 | 15 | THORBURN Christine | USA | 3:41:08 | +8:44 | |
| 53 | 51 | CHEATLEY Catherine | NZL | " | " | |
| 54 | 47 | del VALLE GARCIA BUITRIAG Daniely | VEN | 3:43:25 | +11:01 | |
| 55 | 45 | VILAJOSANA Marta | ESP | " | " | |
| 56 | 18 | MUSTONEN Sara | SWE | " | " | |
| 57 | 48 | GONZALEZ GARCIA Angie Sabrina | VEN | " | " | |
| 58 | 61 | GU Sungeun | KOR | 3:45:59 | +13:35 | |
| 59 | 49 | TAYLOR Cherise | RSA | 3:48:33 | +16:09 | |
| 60 | 58 | GONZALEZ Yumari | CUB | 3:51:39 | +19:15 | |
| 61 | 64 | NONTASIN Chanpeng | THA | 3:51:51 | +19:27 | |



ROAD CYCLING COURSE
公路自行车赛场
PARCOURS DE CYCLISME SUR ROUTE

SUN 星期天 DIM
10 AUG 2008
14:00

CYCLING ROAD
自行车 - 公路分项 / CYCLISME SUR ROUTE

WOMEN'S ROAD RACE
女子公路大组赛 / COURSE SUR ROUTE - FEMMES



FINAL RESULTS

比赛成绩 / RÉSULTATS FINAUX

Communiqué no. 10

Race distance: 126 km (PTP 78.8 km + 2 laps of 23.8 km)

| Rank | Race Number | Name | NOC Code | Final Time | Time Behind | Avg. Speed |
|------|-------------|-------------------|----------|------------|-------------|------------|
| 62 | 65 | HALBWACHS Aurelie | MRI | 3:52:11 | +19:47 | |
| | 62 | SON Heejung | KOR | DNF | | |
| | 11 | CARRARA Vera | ITA | DNF | | |
| | 2 | BATES Kate | AUS | DNF | | |
| | 21 | HOHL Jennifer | SUI | DNF | | |

Legend:

DNF Did Not Finish

PTP Point-To-Point



RACE ANALYSIS

成绩分析 / ANALYSE DE LA COURSE

Communiqué no. 11

Race distance: 126 km (PTP 78.8 km + 2 laps of 23.8 km)

| Rank | Race Number | Name | NOC Code | PTP | Lap 1 | FINISH |
|------|-------------|-----------------------------------|----------|--------------|--------------|--------------|
| 1 | 22 | COOKE Nicole | GBR | 2:16:39 (3) | 2:55:39 (46) | 3:32:24 (1) |
| 2 | 16 | JOHANSSON Emma | SWE | 2:16:39 (32) | 2:55:39 (28) | 3:32:24 (2) |
| 3 | 12 | GUDERZO Tatiana | ITA | 2:16:39 (28) | 2:55:39 (34) | 3:32:24 (3) |
| 4 | 35 | SOEDER Christiane | AUT | 2:16:39 (50) | 2:55:39 (5) | 3:32:28 (4) |
| 5 | 55 | SERUP Linda Melanie Villumsen | DEN | 2:16:39 (6) | 2:55:39 (11) | 3:32:33 (5) |
| 6 | 6 | VOS Marianne | NED | 2:16:39 (24) | 2:55:39 (32) | 3:32:45 (6) |
| 7 | 20 | DOPPMANN Priska | SUI | 2:16:39 (29) | 2:55:39 (8) | 3:32:45 (7) |
| 8 | 59 | BRZEZNA Paulina | POL | 2:16:39 (47) | 2:55:39 (40) | 3:32:45 (8) |
| 9 | 29 | PUCINSKAITE Edita | LTU | 2:16:39 (25) | 2:55:39 (36) | 3:32:45 (9) |
| 10 | 60 | ZABIROVA Zulfiya | KAZ | 2:16:39 (12) | 2:55:39 (45) | 3:32:45 (10) |
| 11 | 28 | POLIKVICIUTE Jolanta | LTU | 2:16:39 (56) | 2:55:39 (33) | 3:32:45 (11) |
| 12 | 33 | MARTISOVA Yulia | RUS | 2:16:39 (22) | 2:55:39 (19) | 3:32:45 (12) |
| 13 | 25 | FERRIER BRUNEAU Christel | FRA | 2:16:39 (37) | 2:55:39 (26) | 3:32:45 (13) |
| 14 | 27 | SALVETAT Maryline | FRA | 2:16:39 (40) | 2:55:39 (35) | 3:32:45 (14) |
| 15 | 10 | CANTELE Noemi | ITA | 2:16:39 (21) | 2:55:39 (10) | 3:32:45 (15) |
| 16 | 39 | GAO Min | CHN | 2:16:39 (44) | 2:55:39 (20) | 3:32:52 (16) |
| 17 | 36 | HOBSON Leigh | CAN | 2:16:39 (35) | 2:55:39 (31) | 3:32:52 (17) |
| 18 | 19 | BRANDLI Nicole | SUI | 2:16:39 (7) | 2:55:39 (9) | 3:32:52 (18) |
| 19 | 44 | SANCHIS Anna | ESP | 2:16:39 (30) | 2:55:39 (13) | 3:32:52 (19) |
| 20 | 9 | WORRACK Trixi | GER | 2:16:39 (8) | 2:55:39 (15) | 3:32:52 (20) |
| 21 | 17 | LJUNGSKOG Susanne | SWE | 2:16:39 (27) | 2:55:39 (29) | 3:32:52 (21) |
| 22 | 43 | VYSOTSKA Yevgeniya | UKR | 2:16:39 (34) | 2:55:39 (37) | 3:32:55 (22) |
| 23 | 24 | POOLEY Emma | GBR | 2:16:39 (1) | 2:55:32 (2) | 3:32:55 (23) |
| 24 | 26 | LONGO-CIPRELLI Jeannie | FRA | 2:16:39 (63) | 2:55:39 (48) | 3:32:57 (24) |
| 25 | 13 | ARMSTRONG Kristin | USA | 2:16:39 (51) | 2:55:39 (43) | 3:33:07 (25) |
| 26 | 63 | VALEN de VRIES Anita | NOR | 2:16:39 (38) | 2:55:39 (27) | 3:33:17 (26) |
| 27 | 30 | VZESNIAUSKAITE Modesta | LTU | 2:16:39 (33) | 2:55:39 (42) | 3:33:17 (27) |
| 28 | 52 | KIESANOWSKI Joanne | NZL | 2:16:39 (16) | 2:55:39 (14) | 3:33:17 (28) |
| 29 | 3 | WOOD Oenone | AUS | 2:16:39 (13) | 2:55:39 (4) | 3:33:17 (29) |
| 30 | 56 | TREIER Grete | EST | 2:16:39 (9) | 2:55:39 (7) | 3:33:17 (30) |
| 31 | 53 | OKI Miho | JPN | 2:16:39 (10) | 2:55:39 (21) | 3:33:17 (31) |
| 32 | 42 | STIAJKINA Tatiana | UKR | 2:16:39 (54) | 2:55:39 (24) | 3:33:17 (32) |
| 33 | 14 | NEBEN Amber | USA | 2:16:39 (4) | 2:55:39 (6) | 3:33:17 (33) |
| 34 | 50 | van der MERWE Marissa | RSA | 2:16:39 (49) | 2:55:39 (38) | 3:33:17 (34) |
| 35 | 23 | LAWS Sharon | GBR | 2:16:39 (45) | 2:56:00 (51) | 3:33:17 (35) |
| 36 | 5 | MELCHERS-van POPPEL Mirjam | NED | 2:16:39 (11) | 2:55:39 (16) | 3:33:17 (36) |
| 37 | 37 | WILLOCK Erinne | CAN | 2:16:39 (20) | 2:55:39 (18) | 3:33:23 (37) |
| 38 | 1 | CARRIGAN Sara | AUS | 2:16:39 (59) | 2:55:39 (25) | 3:33:25 (38) |
| 39 | 8 | KUPFERNAGEL Hanka | GER | 2:16:39 (15) | 2:55:39 (12) | 3:33:25 (39) |
| 40 | 31 | BOYARSKAYA Natalia | RUS | 2:16:39 (17) | 2:55:04 (1) | 3:33:45 (40) |
| 41 | 7 | ARNDT Judith | GER | 2:16:39 (23) | 2:55:39 (17) | 3:33:51 (41) |
| 42 | 41 | KASHCHYSHYNA Oksana | UKR | 2:16:39 (55) | 2:55:39 (49) | 3:34:13 (42) |
| 43 | 32 | BURCHENKOVA Alexandra | RUS | 2:16:39 (41) | 2:55:39 (47) | 3:36:32 (43) |
| 44 | 46 | DECROIX Lieselot | BEL | 2:16:39 (48) | 2:55:39 (39) | 3:36:35 (44) |
| 45 | 54 | GRASSI Alessandra Giusseppina | MEX | 2:16:39 (14) | 2:55:39 (22) | 3:36:35 (45) |
| 46 | 34 | SCHACHL Monika | AUT | 2:16:39 (36) | 2:55:39 (44) | 3:36:37 (46) |
| 47 | 4 | BELTMAN Chantal | NED | 2:16:39 (5) | 2:55:39 (3) | 3:37:02 (47) |
| 48 | 40 | MENG Lang | CHN | 2:16:39 (26) | 2:55:39 (30) | 3:37:42 (48) |
| 49 | 66 | CORNEO Sigrid Teresa | SLO | 2:16:39 (18) | 2:55:39 (41) | 3:39:29 (49) |
| 50 | 38 | WRUBLESKI Alexandra | CAN | 2:16:39 (19) | 2:56:47 (53) | 3:39:36 (50) |
| 51 | 57 | SILVA Clemilda | BRA | 2:16:39 (58) | 2:56:09 (52) | 3:41:01 (51) |
| 52 | 15 | THORBURN Christine | USA | 2:16:39 (2) | 2:55:58 (50) | 3:41:08 (52) |
| 53 | 51 | CHEATLEY Catherine | NZL | 2:16:39 (42) | 2:56:50 (54) | 3:41:08 (53) |
| 54 | 47 | del VALLE GARCIA BUITRIAG Daniely | VEN | 2:16:39 (52) | 2:57:54 (56) | 3:43:25 (54) |
| 55 | 45 | VILAJOSANA Marta | ESP | 2:16:39 (39) | 2:57:54 (55) | 3:43:25 (55) |
| 56 | 18 | MUSTONEN Sara | SWE | 2:16:39 (53) | 2:57:54 (57) | 3:43:25 (56) |
| 57 | 48 | GONZALEZ GARCIA Angie Sabrina | VEN | 2:16:39 (46) | 2:58:07 (58) | 3:43:25 (57) |
| 58 | 61 | GU Sungeun | KOR | 2:17:37 (66) | 3:02:01 (61) | 3:45:59 (58) |
| 59 | 49 | TAYLOR Cherise | RSA | 2:16:39 (31) | 2:58:07 (59) | 3:48:33 (59) |
| 60 | 58 | GONZALEZ Yumari | CUB | 2:16:39 (60) | 3:02:51 (63) | 3:51:39 (60) |
| 61 | 64 | NONTASIN Chanpeng | THA | 2:16:39 (57) | 3:02:49 (62) | 3:51:51 (61) |
| 62 | 65 | HALBWACHS Aurelie | MRI | 2:16:39 (64) | 3:03:40 (66) | 3:52:11 (62) |
| | | SON Heejung | KOR | 2:16:39 (43) | 2:55:39 (23) | DNF |
| | | CARRARA Vera | ITA | 2:16:39 (61) | 3:01:53 (60) | DNF |



ROAD CYCLING COURSE
公路自行车赛场
PARCOURS DE CYCLISME SUR ROUTE

SUN 星期天 DIM
10 AUG 2008
14:00

CYCLING ROAD
自行车 - 公路分项 / CYCLISME SUR ROUTE

WOMEN'S ROAD RACE
女子公路大组赛 / COURSE SUR ROUTE - FEMMES



RACE ANALYSIS

成绩分析 / ANALYSE DE LA COURSE

Communiqué no. 11

Race distance: 126 km (PTP 78.8 km + 2 laps of 23.8 km)

| Rank | Race Number | Name | NOC Code | PTP | Lap 1 | FINISH |
|------|-------------|---------------|----------|--------------|--------------|--------|
| 2 | | BATES Kate | AUS | 2:16:39 (62) | 3:02:59 (64) | DNF |
| 21 | | HOHL Jennifer | SUI | 2:17:34 (65) | 3:02:59 (65) | DNF |

Note:

Intermediate (lap) times are information recorded from transponders allowing follow up of the race. Sometimes this data may be missing. Final time used for ranking at the end of the race is determined with video-finish for all riders

Legend:

DNF Did Not Finish **PTP** Point-To-Point

Race Incidents



WOMEN'S ROAD RACE

Road Cycling Course / SUN 10 AUG 2008 / START TIME: 14:00 / AFTER: 126 KM (PTP 78.8 KM + 2 LAPS OF 23.8 KM)

| Distance Covered | Lap Number | Incident |
|------------------|------------|--|
| 77 km | PTP | Riders No. 21 HOHL Jennifer (SUI) and No. 61 GU Sungeun (KOR) were involved in a crash at kilometer 77. |
| 101 km | 1 | Riders No. 33 MARTISOVA Yulia (RUS) and No.38 WRUBLESKI Alexandra (CAN) were involved in a crash at kilometer 101. |
| 111 km | Finish | Rider No. 40 MENG Lang (CHN) was involved in a crash at kilometer 111. |

Legend

PTP - Point-To-Point

17:18:15 10 AUG 2008

CRW012101_C69R 3.0

Detailed Past Weather Conditions



ROAD CYCLING COURSE

| Time | 00:00 | 01:00 | 02:00 | 03:00 | 04:00 | 05:00 | 06:00 | 07:00 | 08:00 | 09:00 | 10:00 | 11:00 |
|---------------------|----------|-------|-------|-------|-------|-------|-------|-------|-------|-------|-------|-------|
| Sky Conditions | | | | | | | | | | | | |
| Air Temperature | ° C 25.5 | 25.6 | 25.3 | 25.0 | 24.9 | 24.0 | 23.8 | 23.7 | 23.6 | 23.7 | 23.8 | 24.1 |
| | ° F 77.9 | 78.1 | 77.5 | 77.0 | 76.8 | 75.2 | 74.8 | 74.7 | 74.5 | 74.7 | 74.8 | 75.4 |
| Humidity (%) | 96 | 96 | 96 | 96 | 96 | 96 | 96 | 96 | 97 | 97 | 97 | 97 |
| Wind Direction | | | | | | | | | | | | |
| Wind Speed (m/s) | 0.6 | 0.5 | 0.7 | 1.4 | 1.8 | 2.0 | 1.5 | 1.1 | 1.4 | 2.2 | 3.0 | 2.4 |
| Precipitations (mm) | 0.0 | 0.0 | 0.0 | 0.0 | 0.0 | 0.0 | 0.0 | 0.0 | 0.0 | 3.0 | 0.0 | 0.0 |

| Time | 12:00 | 13:00 | 14:00 | 15:00 | 16:00 | 17:00 | 18:00 | 19:00 | 20:00 | 21:00 | 22:00 | 23:00 |
|---------------------|----------|-------|-------|-------|-------|-------|-------|-------|-------|-------|-------|-------|
| Sky Conditions | | | | | | | | | | | | |
| Air Temperature | ° C 24.1 | 23.0 | 21.4 | 20.8 | 20.4 | 20.0 | 19.8 | 19.3 | 19.3 | 19.2 | 19.1 | 19.4 |
| | ° F 75.4 | 73.4 | 70.5 | 69.4 | 68.7 | 68.0 | 67.6 | 66.7 | 66.7 | 66.6 | 66.4 | 66.9 |
| Humidity (%) | 97 | 95 | 95 | 95 | 96 | 96 | 94 | 95 | 95 | 96 | 96 | 95 |
| Wind Direction | | | | | | | | | | | | |
| Wind Speed (m/s) | 0.5 | 2.0 | 2.3 | 1.8 | 1.4 | 2.0 | 2.8 | 3.0 | 1.9 | 1.6 | 1.9 | 2.2 |
| Precipitations (mm) | 3.0 | 2.0 | 2.0 | 5.0 | 5.0 | 6.0 | 3.0 | 3.0 | 1.0 | 6.0 | 7.0 | 0.0 |

Legend

| | | | | | | | |
|--|------------|--|------------------|--|------------------|--|------------------|
| | East | | East-North-East | | East-South-East | | North |
| | North-East | | North-North-East | | North-North-West | | North-West |
| | South | | South-East | | South-South-East | | South-South-West |
| | South-West | | West | | West-North-West | | West-South-West |
| | Variable | | | | | | |

3:25:03 11 AUG 2008



ROAD CYCLING COURSE
公路自行车赛场
PARCOURS DE CYCLISME SUR ROUTE

WED 星期三 MER
13 AUG 2008
11:30

CYCLING ROAD
自行车 - 公路分项 / CYCLISME SUR ROUTE

WOMEN'S INDIVIDUAL TIME TRIAL
女子个人计时赛 / CONTRE LA MONTRE INDIV. - F



START LIST

出发顺序 / LISTE DE DÉPART

Communiqué no. 13

Race distance: 23.5 km (1 lap of 23.5 km)

| Start Time | Race Number | Name | UCI Code | Time |
|------------|-------------|-------------------------------|-------------|-------|
| 11:30:00 | 25 | WRUBLESKI Alexandra | CAN19840531 | _____ |
| 11:32:00 | 24 | MENG Lang | CHN19840306 | _____ |
| 11:34:00 | 23 | BOYARSKAYA Natalia | RUS19830227 | _____ |
| 11:36:00 | 22 | PUCINSKAITE Edita | LTU19751127 | _____ |
| 11:38:00 | 21 | POOLEY Emma | GBR19821003 | _____ |
| 11:40:00 | 20 | SALVETAT Maryline | FRA19740811 | _____ |
| 11:42:00 | 19 | JOHANSSON Emma | SWE19830923 | _____ |
| 11:44:00 | 18 | GAO Min | CHN19820126 | _____ |
| 11:46:00 | 17 | THURIG Karin | SUI19720704 | _____ |
| 11:48:00 | 16 | VOS Marianne | NED19870513 | _____ |
| 11:50:00 | 15 | ZABIROVA Zulfya | KAZ19731219 | _____ |
| 11:52:00 | 14 | SERUP Linda Melanie Villumsen | DEN19850409 | _____ |
| 11:54:00 | 13 | ARNDT Judith | GER19760723 | _____ |
| 11:56:00 | 12 | GUDERZO Tatiana | ITA19840822 | _____ |
| 11:58:00 | 11 | LONGO-CIPRELLI Jeannie | FRA19581031 | _____ |
| 12:00:00 | 10 | MELCHERS-van POPPEL Mirjam | NED19750926 | _____ |
| 12:02:00 | 9 | DOPPMANN Priska | SUI19710510 | _____ |
| 12:04:00 | 8 | WOOD Oenone | AUS19800924 | _____ |
| 12:06:00 | 7 | VILAJOSANA Marta | ESP19750313 | _____ |
| 12:08:00 | 6 | ARMSTRONG Kristin | USA19730811 | _____ |
| 12:10:00 | 5 | LJUNGSKOG Susanne | SWE19760316 | _____ |
| 12:12:00 | 4 | SOEDER Christiane | AUT19750115 | _____ |
| 12:14:00 | 3 | COOKE Nicole | GBR19830413 | _____ |
| 12:16:00 | 2 | THORBURN Christine | USA19690917 | _____ |
| 12:18:00 | 1 | KUPFERNAGEL Hanka | GER19740319 | _____ |



RESULTS

比赛成绩 / RÉSULTATS

Communiqué no. 14

Race distance: 23.5 km (1 lap of 23.5 km)

| Rank | Race Number | Name | NOC Code | Split 1 at 10.8 km | Final Time | Time Behind | Avg. Speed |
|------|-------------|-------------------------------|----------|--------------------|---------------------------------------|-------------|------------|
| 1 | 6 | ARMSTRONG Kristin | USA | 20:50.57 (2) | 34:51.72 (1) 14:01.15 (1) | | 40.445 |
| 2 | 21 | POOLEY Emma | GBR | 20:46.99 (1) | 35:16.01 (2) 14:29.02 (5) | +24.29 | 39.980 |
| 3 | 17 | THURIG Karin | SUI | 21:22.55 (5) | 35:50.99 (3) 14:28.44 (4) | +59.27 | 39.330 |
| 4 | 11 | LONGO-CIPRELLI Jeannie | FRA | 21:10.72 (3) | 35:52.62 (4) 14:41.90 (11) | +1:00.90 | 39.300 |
| 5 | 2 | THORBURN Christine | USA | 21:22.39 (4) | 35:54.16 (5) 14:31.77 (6) | +1:02.44 | 39.272 |
| 6 | 13 | ARNDT Judith | GER | 21:46.69 (9) | 35:59.77 (6) 14:13.08 (2) | +1:08.05 | 39.170 |
| 7 | 4 | SOEDER Christiane | AUT | 21:34.85 (8) | 36:20.75 (7) 14:45.90 (12) | +1:29.03 | 38.793 |
| 8 | 9 | DOPPMANN Priska | SUI | 21:47.27 (10) | 36:27.79 (8) 14:40.52 (9) | +1:36.07 | 38.669 |
| 9 | 15 | ZABIROVA Zulfiya | KAZ | 21:48.01 (11) | 36:29.47 (9) 14:41.46 (10) | +1:37.75 | 38.639 |
| 10 | 5 | LJUNGSKOG Susanne | SWE | 21:33.33 (7) | 36:33.50 (10) 15:00.17 (13) | +1:41.78 | 38.568 |
| 11 | 1 | KUPFERNAGEL Hanka | GER | 22:16.10 (16) | 36:35.05 (11) 14:18.95 (3) | +1:43.33 | 38.541 |
| 12 | 12 | GUDERZO Tatiana | ITA | 21:29.77 (6) | 36:37.97 (12) 15:08.20 (16) | +1:46.25 | 38.490 |
| 13 | 14 | SERUP Linda Melanie Villumsen | DEN | 22:10.59 (15) | 36:50.62 (13) 14:40.03 (8) | +1:58.90 | 38.269 |
| 14 | 16 | VOS Marianne | NED | 21:49.83 (12) | 36:58.67 (14) 15:08.84 (18) | +2:06.95 | 38.130 |
| 15 | 3 | COOKE Nicole | GBR | 22:36.39 (18) | 37:14.25 (15) 14:37.86 (7) | +2:22.53 | 37.865 |
| 16 | 23 | BOYARSKAYA Natalia | RUS | 21:51.17 (13) | 37:14.65 (16) 15:23.48 (20) | +2:22.93 | 37.858 |
| 17 | 18 | GAO Min | CHN | 22:08.87 (14) | 37:15.23 (17) 15:06.36 (15) | +2:23.51 | 37.848 |
| 18 | 10 | MELCHERS-van POPPEL Mirjam | NED | 22:43.36 (20) | 37:51.59 (18) 15:08.23 (17) | +2:59.87 | 37.242 |
| 19 | 7 | VILAJOSANA Marta | ESP | 22:41.31 (19) | 37:54.99 (19) 15:13.68 (19) | +3:03.27 | 37.186 |
| 20 | 20 | SALVETAT Maryline | FRA | 22:33.98 (17) | 38:09.72 (20) 15:35.74 (22) | +3:18.00 | 36.947 |
| 21 | 19 | JOHANSSON Emma | SWE | 23:04.59 (22) | 38:28.83 (21) 15:24.24 (21) | +3:37.11 | 36.641 |
| 22 | 8 | WOOD Oenone | AUS | 23:48.92 (24) | 38:53.45 (22) 15:04.53 (14) | +4:01.73 | 36.255 |
| 23 | 22 | PUCINSKAITE Edita | LTU | 23:04.05 (21) | 38:55.37 (23) 15:51.32 (24) | +4:03.65 | 36.225 |
| 24 | 25 | WRUBLESKI Alexandra | CAN | 23:35.85 (23) | 39:15.42 (24) 15:39.57 (23) | +4:23.70 | 35.917 |
| 25 | 24 | MENG Lang | CHN | 24:53.26 (25) | 40:51.61 (25) 15:58.35 (25) | +5:59.89 | 34.507 |

Current Weather Conditions



ROAD CYCLING COURSE

| Date | Past | | | | | | | | | | | | |
|---------------------|--------|-------|-------|-------|-------|-------|-------|-------|-------|-------|-------|-------|------|
| | 13 AUG | | | | | | | | | | | | |
| Time | 00:00 | 01:00 | 02:00 | 03:00 | 04:00 | 05:00 | 06:00 | 07:00 | 08:00 | 09:00 | 10:00 | 11:00 | |
| Sky Conditions | | | | | | | | | | | | | |
| Air Temperature | ° C | 22.5 | 22.7 | 22.8 | 22.6 | 22.5 | 22.6 | 22.5 | 23.2 | 24.3 | 24.9 | 27.1 | 26.4 |
| | ° F | 72.5 | 72.9 | 73.0 | 72.7 | 72.5 | 72.7 | 72.5 | 73.8 | 75.7 | 76.8 | 80.8 | 79.5 |
| Humidity (%) | | 92 | 92 | 93 | 93 | 94 | 94 | 93 | 91 | 88 | 87 | 73 | 81 |
| Wind Direction | | | | | | | | | | | | | |
| Wind Speed (m/s) | | 0.4 | 0.3 | 0.4 | 0.3 | 0.6 | 0.5 | 0.5 | 0.5 | 1.0 | 1.1 | 1.4 | 1.6 |
| Precipitations (mm) | | 0.0 | 0.0 | 0.0 | 0.0 | 0.0 | 0.0 | 0.0 | 0.0 | 0.0 | 0.0 | 0.0 | 0.0 |

| Date | Past | | | | | Current | Forecast | | | | |
|---------------------|--------|-------|-------|-------|-------|---------|----------|-------|------|--|--|
| | 13 AUG | | | | | | | | | | |
| Time | 12:00 | 13:00 | 14:00 | 15:00 | 16:00 | 17:00 | 18:00 | 21:00 | | | |
| Sky Conditions | | | | | | | | | | | |
| Air Temperature | ° C | 27.2 | 27.6 | 27.1 | 27.3 | 27.3 | 27.2 | 27.0 | 25.0 | | |
| | ° F | 81.0 | 81.7 | 80.8 | 81.1 | 81.1 | 81.0 | 81.0 | 77.0 | | |
| Humidity (%) | | 77 | 74 | 74 | 74 | 75 | 76 | 80 | 85 | | |
| Wind Direction | | | | | | | | | | | |
| Wind Speed (m/s) | | 1.2 | 1.7 | 1.6 | 0.7 | 0.7 | 0.7 | 1.0 | 1.0 | | |
| Precipitations (mm) | | 0.0 | 0.0 | 0.0 | 0.0 | 0.0 | 0.0 | 0.0 | 0.0 | | |

Legend

| | | | | | | | |
|--|------------|--|------------------|--|------------------|--|------------------|
| | East | | East-North-East | | East-South-East | | North |
| | North-East | | North-North-East | | North-North-West | | North-West |
| | South | | South-East | | South-South-East | | South-South-West |
| | South-West | | West | | West-North-West | | West-South-West |
| | Variable | | | | | | |

17:20:26 13 AUG 2008



ROAD CYCLING COURSE
公路自行车赛场
PARCOURS DE CYCLISME SUR ROUTE

WED 星期三 MER
13 AUG 2008
13:30

CYCLING ROAD
自行车 - 公路分项 / CYCLISME SUR ROUTE

MEN'S INDIVIDUAL TIME TRIAL
男子个人计时赛 / CONTRE LA MONTRE INDIV. - H



START LIST

出发顺序 / LISTE DE DÉPART

Communiqué no. 12

Race distance: 47.3 km (1 lap of 23.5 km + 1 lap of 23.8 km)

| Group | Start Time | Race Number | Name | UCI Code | Time |
|----------|------------|-------------|-----------------------|----------------|-------------|
| 1 | 13:30:00 | 39 | MEDICI Matias | ARG19750629 | _____ |
| | 13:31:30 | 38 | BEPPU Fumiyuki | JPN19830410 | _____ |
| | 13:33:00 | 37 | ASKARI Hossein | IRI19750323 | _____ |
| | 13:34:30 | 36 | TUFT Svein | CAN19770509 | _____ |
| | 13:36:00 | 35 | KVASINA Matija | CRO19811204 | _____ |
| | 13:37:30 | 34 | GEORGE David | RSA19760223 | _____ |
| | 13:39:00 | 33 | KIRYIENKA Vasil | BLR19810628 | _____ |
| | 13:40:30 | 32 | JURCO Matej | SVK19840808 | _____ |
| | 13:42:00 | 31 | KOSTYUK Denys | UKR19820313 | _____ |
| | 13:43:30 | 30 | CUMMINGS Stephen | GBR19810319 | _____ |
| | 13:45:00 | 29 | VANDBORG Brian Bach | DEN19811204 | _____ |
| | 13:46:30 | 28 | BELOHVOSCIKS Raivis | LAT19760121 | _____ |
| | 13:48:00 | 27 | GESINK Robert | NED19860531 | _____ |
| | 2 | 14:30:00 | 26 | SPILAK Simon | SLO19860623 |
| 14:31:30 | | 25 | TAARAMAE Rein | EST19870424 | _____ |
| 14:33:00 | | 24 | GRIVKO Andriy | UKR19830807 | _____ |
| 14:34:30 | | 23 | HESJEDAL Ryder | CAN19801209 | _____ |
| 14:36:00 | | 22 | MIZUROV Andrey | KAZ19730316 | _____ |
| 14:37:30 | | 21 | NIEMIEC Przemyslaw | POL19800411 | _____ |
| 14:39:00 | | 20 | MONFORT Maxime | BEL19830114 | _____ |
| 14:40:30 | | 19 | NIBALI Vincenzo | ITA19841114 | _____ |
| 14:42:00 | | 18 | ZABRISKIE David | USA19790112 | _____ |
| 14:43:30 | | 17 | BODROGI Laszlo | HUN19761211 | _____ |
| 14:45:00 | | 16 | SOERENSEN Chris Anker | DEN19840905 | _____ |
| 14:46:30 | | 15 | GRABSCH Bert | GER19750619 | _____ |
| 14:48:00 | | 14 | MENSHOV Denis | RUS19780125 | _____ |
| 3 | | 15:30:00 | 13 | SANCHEZ Samuel | ESP19780205 |
| | 15:31:30 | 12 | BOTERO Santiago | COL19721027 | _____ |
| | 15:33:00 | 11 | BRUSEGHIN Marzio | ITA19740615 | _____ |
| | 15:34:30 | 10 | ROGERS Michael | AUS19791220 | _____ |
| | 15:36:00 | 9 | KARPETS Vladimir | RUS19800920 | _____ |
| | 15:37:30 | 8 | KIRCHEN Kim | LUX19780703 | _____ |
| | 15:39:00 | 7 | LARSSON Gustav | SWE19800920 | _____ |
| | 15:40:30 | 6 | LEIPHEIMER Levi | USA19731024 | _____ |
| | 15:42:00 | 5 | CLEMENT Stef | NED19820924 | _____ |
| | 15:43:30 | 4 | CONTADOR Alberto | ESP19821206 | _____ |
| | 15:45:00 | 3 | EVANS Cadel | AUS19770214 | _____ |
| | 15:46:30 | 2 | SCHUMACHER Stefan | GER19810721 | _____ |
| | 15:48:00 | 1 | CANCELLARA Fabian | SUI19810318 | _____ |



RESULTS

比赛成绩 / RÉSULTATS

Communiqué no. 15

Race distance: 47.3 km (1 lap of 23.5 km + 1 lap of 23.8 km)

| Rank | Race Number | Name | NOC Code | Split 1 at 10.8 km | Split 2 at 23.5 km | Split 3 at 34.6 km | Final Time | Time Behind | Avg. Speed |
|------|-------------|------------------|----------|-----------------------|--------------------------------|--------------------------------|---|-------------|------------|
| 1 | 1 | CANCELLARA F | SUI | 18:18.41 (3) | 30:36.62 (1) 12:18.21 (1) | 49:58.99 (2) 19:22.37 (4) | 1:02:11.43 (1) 12:12.44 (1) | | 45.633 |
| 2 | 7 | LARSSON Gustav | SWE | 18:07.35 (2) | 31:02.18 (3) 12:54.83 (2) | 49:52.82 (1) 18:50.64 (1) | 1:02:44.79 (2) 12:51.97 (4) | +33.36 | 45.229 |
| 3 | 6 | LEIPHEIMER Levi | USA | 18:20.14 (4) | 31:20.03 (4) 12:59.89 (6) | 50:44.72 (5) 19:24.69 (6) | 1:03:21.11 (3) 12:36.39 (2) | +1:09.68 | 44.797 |
| 4 | 4 | CONTADOR Alberto | ESP | 17:49.53 (1) | 30:52.50 (2) 13:02.97 (7) | 50:12.63 (3) 19:20.13 (3) | 1:03:29.51 (4) 13:16.88 (15) | +1:18.08 | 44.698 |
| 5 | 3 | EVANS Cadel | AUS | 18:24.98 (5) | 31:38.09 (5) 13:13.11 (11) | 50:37.48 (4) 18:59.39 (2) | 1:03:34.97 (5) 12:57.49 (7) | +1:23.54 | 44.634 |
| 6 | 13 | SANCHEZ Samuel | ESP | 18:31.88 (6) | 31:52.87 (8) 13:20.99 (16) | 51:17.96 (6) 19:25.09 (7) | 1:04:37.24 (6) 13:14.28 (17) | +2:25.81 | 43.917 |
| 7 | 36 | TUFT Svein | CAN | 19:05.47 (21) | 32:02.78 (12) 12:57.31 (3) | 51:40.74 (7) 19:37.96 (9) | 1:04:39.44 (7) 12:58.70 (8) | +2:28.01 | 43.892 |
| 8 | 10 | ROGERS Michael | AUS | 18:47.19 (12) | 32:06.43 (13) 13:19.24 (14) | 51:46.97 (9) 19:40.54 (11) | 1:04:46.85 (8) 12:59.88 (10) | +2:35.42 | 43.809 |
| 9 | 5 | CLEMENT Stef | NED | 19:18.97 (27) | 32:28.57 (18) 13:09.60 (10) | 52:11.59 (12) 19:43.02 (12) | 1:04:59.42 (9) 12:47.83 (3) | +2:47.99 | 43.668 |
| 10 | 27 | GESINK Robert | NED | 18:42.68 (9) | 32:02.40 (10) 13:19.72 (15) | 51:40.98 (8) 19:38.58 (10) | 1:05:02.88 (10) 13:21.90 (19) | +2:51.45 | 43.629 |
| 11 | 30 | CUMMINGS Stephen | GBR | 18:40.03 (8) | 31:39.23 (6) 12:59.20 (5) | 52:12.30 (13) 20:33.07 (26) | 1:05:07.91 (11) 12:55.61 (5) | +2:56.48 | 43.573 |
| 12 | 18 | ZABRISKIE David | USA | 18:49.96 (14) | 31:56.68 (9) 13:06.72 (8) | 52:03.20 (10) 20:06.52 (16) | 1:05:17.82 (12) 13:14.62 (13) | +3:06.39 | 43.462 |
| 13 | 2 | SCHUMACHER S | GER | 18:58.65 (18) | 32:06.71 (14) 13:08.06 (9) | 52:26.66 (16) 20:19.95 (21) | 1:05:25.38 (13) 12:58.72 (9) | +3:13.95 | 43.379 |
| 14 | 15 | GRABSCH Bert | GER | 19:05.03 (20) | 32:02.68 (11) 12:57.65 (4) | 52:30.43 (17) 20:27.75 (23) | 1:05:26.20 (14) 12:55.77 (6) | +3:14.77 | 43.370 |
| 15 | 19 | NIBALI Vincenzo | ITA | 19:05.85 (22) | 32:58.04 (24) 13:52.19 (30) | 52:20.49 (15) 19:22.45 (5) | 1:05:36.01 (15) 13:15.52 (14) | +3:24.58 | 43.262 |
| 16 | 23 | HESJEDAL Ryder | CAN | 18:55.88 (17) | 32:24.86 (17) 13:28.98 (18) | 52:11.46 (11) 19:46.60 (13) | 1:05:42.33 (16) 13:30.87 (27) | +3:30.90 | 43.192 |
| 17 | 25 | TAARAMAE Rein | EST | 18:55.41 (16) | 32:47.99 (22) 13:52.58 (31) | 52:17.69 (14) 19:29.70 (8) | 1:05:47.33 (17) 13:29.64 (26) | +3:35.90 | 43.138 |
| 18 | 9 | KARPETS Vladimir | RUS | 18:47.97 (13) | 32:33.64 (19) 13:45.67 (27) | 52:42.10 (20) 20:08.46 (18) | 1:05:52.38 (18) 13:10.28 (12) | +3:40.95 | 43.082 |
| 19 | 16 | SOERENSEN CA | DEN | 18:44.85 (10) | 32:21.90 (16) 13:37.05 (21) | 52:34.37 (18) 20:12.47 (19) | 1:05:55.42 (19) 13:21.05 (18) | +3:43.99 | 43.049 |
| 20 | 14 | MENSHOV Denis | RUS | 19:06.51 (23) | 32:41.28 (20) 13:34.77 (20) | 52:48.27 (21) 20:06.99 (17) | 1:06:10.54 (20) 13:22.27 (20) | +3:59.11 | 42.885 |
| 21 | 33 | KIRYIENKA Vasil | BLR | 18:45.61 (11) | 32:13.04 (15) 13:27.43 (17) | 52:37.69 (19) 20:24.65 (22) | 1:06:12.19 (21) 13:34.50 (29) | +4:00.76 | 42.868 |
| 22 | 11 | BRUSEGHIN Marzio | ITA | 18:52.64 (15) | 32:50.93 (23) 13:58.29 (34) | 52:49.72 (22) 19:58.79 (15) | 1:06:20.95 (22) 13:31.23 (28) | +4:09.52 | 42.773 |
| 23 | 8 | KIRCHEN Kim | LUX | 18:36.97 (7) | 31:50.61 (7) 13:13.64 (12) | 53:00.64 (23) 21:10.03 (36) | 1:06:29.63 (23) 13:28.99 (25) | +4:18.20 | 42.680 |
| 24 | 22 | MIZUROV Andrey | KAZ | 19:39.44 (32) | 33:14.17 (28) 13:34.73 (19) | 53:04.05 (24) 19:49.88 (14) | 1:06:32.05 (24) 13:28.00 (24) | +4:20.62 | 42.654 |
| 25 | 12 | BOTERO Santiago | COL | 19:14.39 (25) | 33:00.17 (25) 13:45.78 (28) | 53:17.53 (25) 20:17.36 (20) | 1:06:35.43 (25) 13:17.90 (16) | +4:24.00 | 42.618 |
| 26 | 20 | MONFORT Maxime | BEL | 19:04.65 (19) | 32:47.12 (21) 13:42.47 (26) | 53:47.01 (26) 20:59.89 (32) | 1:07:12.71 (26) 13:25.70 (22) | +5:01.28 | 42.224 |
| 27 | 17 | BODROGI Laszlo | HUN | 20:01.57 (38) | 33:20.61 (30) 13:19.04 (13) | 54:22.61 (32) 21:02.00 (34) | 1:07:27.49 (27) 13:04.88 (11) | +5:16.06 | 42.070 |
| 28 | 26 | SPIKAK Simon | SLO | 19:14.55 (26) | 33:04.03 (26) 13:49.48 (29) | 53:52.65 (27) 20:48.62 (29) | 1:07:34.86 (28) 13:42.21 (31) | +5:23.43 | 41.994 |
| 29 | 32 | JURCO Matej | SVK | 19:53.11 (34) | 33:31.98 (32) 13:38.87 (23) | 54:25.38 (33) 20:53.40 (30) | 1:07:52.92 (29) 13:27.54 (23) | +5:41.49 | 41.807 |
| 30 | 39 | MEDICI Matias | ARG | 19:38.95 (31) | 33:19.87 (29) 13:40.92 (24) | 54:16.83 (31) 20:56.96 (31) | 1:07:53.09 (30) 13:36.26 (30) | +5:41.66 | 41.806 |



RESULTS

比赛成绩 / RÉSULTATS

Communiqué no. 15

Race distance: 47.3 km (1 lap of 23.5 km + 1 lap of 23.8 km)

| Rank | Race Number | Name | NOC Code | Split 1 at 10.8 km | Split 2 at 23.5 km | Split 3 at 34.6 km | Final Time | Time Behind | Avg. Speed |
|------|-------------|----------------|----------|-----------------------|--------------------------------|--------------------------------|---|-------------|------------|
| 31 | 34 | GEORGE David | RSA | 19:31.93 (29) | 33:43.03 (35) 14:11.10 (36) | 54:12.15 (29) 20:29.12 (24) | 1:07:55.21 (31) 13:43.06 (32) | +5:43.78 | 41.784 |
| 32 | 24 | GRIVKO Andriy | UKR | 19:33.81 (30) | 33:11.97 (27) 13:38.16 (22) | 54:13.76 (30) 21:01.79 (33) | 1:08:01.25 (32) 13:47.49 (33) | +5:49.82 | 41.722 |
| 33 | 29 | VANDBORG BB | DEN | 20:00.85 (37) | 33:57.38 (37) 13:56.53 (33) | 54:44.88 (35) 20:47.50 (28) | 1:08:10.20 (33) 13:25.32 (21) | +5:58.77 | 41.631 |
| 34 | 21 | NIEMIEC P | POL | 19:10.10 (24) | 33:33.30 (33) 14:23.20 (38) | 54:08.19 (28) 20:34.89 (27) | 1:08:43.43 (34) 14:35.24 (39) | +6:32.00 | 41.295 |
| 35 | 37 | ASKARI Hossein | IRI | 19:54.81 (35) | 33:47.54 (36) 13:52.73 (32) | 54:53.45 (36) 21:05.91 (35) | 1:08:46.30 (35) 13:52.85 (35) | +6:34.87 | 41.266 |
| 36 | 28 | BELOHVOSCIKS R | LAT | 19:57.85 (36) | 33:39.71 (34) 13:41.86 (25) | 55:04.58 (37) 21:24.87 (37) | 1:08:54.96 (36) 13:50.38 (34) | +6:43.53 | 41.180 |
| 37 | 31 | KOSTYUK Denys | UKR | 19:28.53 (28) | 33:31.18 (31) 14:02.65 (35) | 55:09.07 (38) 21:37.89 (38) | 1:09:04.04 (37) 13:54.97 (36) | +6:52.61 | 41.090 |
| 38 | 35 | KVASINA Matija | CRO | 19:40.24 (33) | 34:08.95 (38) 14:28.71 (39) | 54:39.06 (34) 20:30.11 (25) | 1:09:06.49 (38) 14:27.43 (38) | +6:55.06 | 41.066 |
| 39 | 38 | BEPPU Fumiyuki | JPN | 20:27.20 (39) | 34:48.81 (39) 14:21.61 (37) | 56:38.65 (39) 21:49.84 (39) | 1:11:05.14 (39) 14:26.49 (37) | +8:53.71 | 39.923 |

Current Weather Conditions



ROAD CYCLING COURSE

| Date | Past | | | | | | | | | | | |
|---------------------|--------|-------|-------|-------|-------|-------|-------|-------|-------|-------|-------|-------|
| | 13 AUG | | | | | | | | | | | |
| Time | 00:00 | 01:00 | 02:00 | 03:00 | 04:00 | 05:00 | 06:00 | 07:00 | 08:00 | 09:00 | 10:00 | 11:00 |
| Sky Conditions | | | | | | | | | | | | |
| Air Temperature | ° C | 22.5 | 22.7 | 22.8 | 22.6 | 22.5 | 22.6 | 22.5 | 23.2 | 24.3 | 24.9 | 27.1 |
| | ° F | 72.5 | 72.9 | 73.0 | 72.7 | 72.5 | 72.7 | 72.5 | 73.8 | 75.7 | 76.8 | 80.8 |
| Humidity (%) | | 92 | 92 | 93 | 93 | 94 | 94 | 93 | 91 | 88 | 87 | 73 |
| Wind Direction | | | | | | | | | | | | |
| Wind Speed (m/s) | | 0.4 | 0.3 | 0.4 | 0.3 | 0.6 | 0.5 | 0.5 | 0.5 | 1.0 | 1.1 | 1.4 |
| Precipitations (mm) | | 0.0 | 0.0 | 0.0 | 0.0 | 0.0 | 0.0 | 0.0 | 0.0 | 0.0 | 0.0 | 0.0 |

| Date | Past | | | | | Current | Forecast | | | |
|---------------------|--------|-------|-------|-------|-------|---------|----------|-------|-----|--|
| | 13 AUG | | | | | | | | | |
| Time | 12:00 | 13:00 | 14:00 | 15:00 | 16:00 | 17:00 | 18:00 | 21:00 | | |
| Sky Conditions | | | | | | | | | | |
| Air Temperature | ° C | 27.2 | 27.6 | 27.1 | 27.3 | 27.3 | 27.0 | 25.0 | | |
| | ° F | 81.0 | 81.7 | 80.8 | 81.1 | 81.1 | 81.0 | 77.0 | | |
| Humidity (%) | | 77 | 74 | 74 | 74 | 75 | 76 | 80 | 85 | |
| Wind Direction | | | | | | | | | | |
| Wind Speed (m/s) | | 1.2 | 1.7 | 1.6 | 0.7 | 0.7 | 0.7 | 1.0 | 1.0 | |
| Precipitations (mm) | | 0.0 | 0.0 | 0.0 | 0.0 | 0.0 | 0.0 | 0.0 | 0.0 | |

Legend

| | | | | | | | |
|--|------------|--|------------------|--|------------------|--|------------------|
| | East | | East-North-East | | East-South-East | | North |
| | North-East | | North-North-East | | North-North-West | | North-West |
| | South | | South-East | | South-South-East | | South-South-West |
| | South-West | | West | | West-North-West | | West-South-West |
| | Variable | | | | | | |

17:20:26 13 AUG 2008



MEDAL STANDINGS As of 13 AUG 2008
 奖牌榜 / CLASSEMENT DES MÉDAILLES

AFTER 4 OF 4 EVENTS

| Rank | NOC | Men | | | | Women | | | | Total | | | | Rank by Total |
|------|---------------------|----------|----------|----------|----------|----------|----------|----------|----------|----------|----------|----------|-----------|---------------|
| | | G | S | B | Tot | G | S | B | Tot | G | S | B | Tot | |
| 1 | GBR - Great Britain | | | | | 1 | 1 | | 2 | 1 | 1 | | 2 | =2 |
| 2 | SUI - Switzerland | 1 | | 1 | 2 | | | 1 | 1 | 1 | | 2 | 3 | 1 |
| 3 | USA - United States | | | 1 | 1 | 1 | | | 1 | 1 | | 1 | 2 | =2 |
| 4 | ESP - Spain | 1 | | | 1 | | | | | 1 | | | 1 | 6 |
| 5 | SWE - Sweden | | 1 | | 1 | | 1 | | 1 | | 2 | | 2 | =2 |
| 6 | ITA - Italy | | 1 | | 1 | | | 1 | 1 | | 1 | 1 | 2 | =2 |
| | Total: | 2 | 2 | 2 | 6 | 2 | 2 | 2 | 6 | 4 | 4 | 4 | 12 | |

Legend:

= Equal sign indicates that two or more NOCs share the same rank by total

G Gold **S** Silver **Tot** Total

B Bronze

UCI MEDAL STANDINGS As of 23 AUG 2008

国际自盟奖牌榜 / CLASSEMENT DES MÉDAILLES UCI

AFTER 18 OF 18 EVENTS

| Rank | NOC | Cycling Track | | | | Cycling Road | | | | Cycling Mountain Bike | | | | Cycling BMX | | | | Total | | | | Rank by Total |
|------|---------------------|---------------|-----------|-----------|-----------|--------------|----------|----------|-----------|-----------------------|----------|----------|----------|-------------|----------|----------|----------|-----------|-----------|-----------|-----------|---------------|
| | | G | S | B | Tot | G | S | B | Tot | G | S | B | Tot | G | S | B | Tot | G | S | B | Tot | |
| 1 | GBR - Great Britain | 7 | 3 | 2 | 12 | 1 | 1 | | 2 | | | | | | | | | 8 | 4 | 2 | 14 | 1 |
| 2 | FRA - France | | 1 | 1 | 2 | | | | | 1 | 1 | | 2 | 1 | 1 | | 2 | 2 | 3 | 1 | 6 | 2 |
| 3 | ESP - Spain | 1 | 1 | 1 | 3 | 1 | | | 1 | | | | | | | | 2 | 1 | 1 | 4 | =4 | |
| 4 | USA - United States | | | | | 1 | | 1 | 2 | | | | | 1 | 2 | 3 | 1 | 1 | 3 | 5 | 3 | |
| 5 | GER - Germany | | 1 | 1 | 2 | | | | | 1 | | 1 | | | | | 1 | 1 | 1 | 3 | 6 | |
| 6 | SUI - Switzerland | | | | | 1 | | 2 | 3 | | | 1 | 1 | | | | 1 | | 3 | 4 | =4 | |
| 7 | ARG - Argentina | 1 | | | 1 | | | | | | | | | | | | 1 | | | 1 | =11 | |
| 7 | LAT - Latvia | | | | | | | | | | | | 1 | | | 1 | 1 | | | 1 | =11 | |
| 7 | NED - Netherlands | 1 | | | 1 | | | | | | | | | | | | 1 | | | 1 | =11 | |
| 10 | SWE - Sweden | | | | | | 2 | | 2 | | | | | | | | | 2 | | 2 | =7 | |
| 11 | ITA - Italy | | | | | | 1 | 1 | 2 | | | | | | | | | 1 | 1 | 2 | =7 | |
| 11 | NZL - New Zealand | | 1 | 1 | 2 | | | | | | | | | | | | | 1 | 1 | 2 | =7 | |
| 13 | AUS - Australia | | 1 | | 1 | | | | | | | | | | | | | 1 | | 1 | =11 | |
| 13 | CUB - Cuba | | 1 | | 1 | | | | | | | | | | | | | 1 | | 1 | =11 | |
| 13 | DEN - Denmark | | 1 | | 1 | | | | | | | | | | | | | 1 | | 1 | =11 | |
| 13 | POL - Poland | | | | | | | | | | 1 | | 1 | | | | | 1 | | 1 | =11 | |
| 17 | RUS - Russian Fed. | | | 1 | 1 | | | | | | 1 | 1 | | | | | | | 2 | 2 | =7 | |
| 18 | CHN - China | | | 1 | 1 | | | | | | | | | | | | | | 1 | 1 | =11 | |
| 18 | JPN - Japan | | | 1 | 1 | | | | | | | | | | | | | | 1 | 1 | =11 | |
| 18 | UKR - Ukraine | | | 1 | 1 | | | | | | | | | | | | | | 1 | 1 | =11 | |
| | Total: | 10 | 10 | 10 | 30 | 4 | 4 | 4 | 12 | 2 | 2 | 2 | 6 | 2 | 2 | 2 | 6 | 18 | 18 | 18 | 54 | |

Legend:

= Equal sign indicates that two or more NOCs share the same rank by total **B** Bronze **G** Gold **S** Silver **Tot** Total



Cycling Track

15-19 August

OFFICIAL RESULTS BOOK





OFFICIAL COMMUNICATION

官方通告 / COMMUNICATION OFFICIELLE

Communiqué No. 1

UCI TECHNICAL OFFICIALS

Commissaires Panel appointed by the UCI Management Committee

| | | | |
|-----------|---------|-----|-----------------|
| Wayne | POMARIO | CAN | President |
| Miroslav | JANOUT | CZE | Secretary |
| Andrew | MC CORD | USA | Starter |
| Alexander | DONIKE | GER | Judge - Referee |
| Josée | BEDARD | CAN | Member |
| Jinshan | ZHAO | CHN | Member |

Assistant National Commissaires appointed by the CHN National Federation

Xishan SHAO
Zhiqiang QI
Ying WANG
Wenxi LI
Gang LI
Quanhai ZHU
Guodong LI
Ke DONG
Lihong YI
Chen LEI
Bo ZENG
Jianli LIU
Hong LI

| | | |
|------------------------|--------|---------|
| UCI Technical Delegate | Gilles | PERUZZI |
| Official Doctor | Mario | ZORZOLI |
| Official Speaker | Marc | BOLLEN |

Communiqué approved by the President of the Commissaires Panel:

Issued by: UCI Technical Delegate
Time: 13:19
Date: 14 AUG 2008

This decision affects:

RESULTS
SCHEDULE
OTHER

Note: For more details contact UCI Technical Delegate



OFFICIAL COMMUNICATION

官方通告 / COMMUNICATION OFFICIELLE

Communiqué No. 2

GENERAL INFORMATION - REMINDER OF DISPOSITIONS

The confirmation of the riders done on Thursday, August 14th is final; nevertheless the Team Managers will have the opportunity to forward modifications to the Secretary of College of Commissaries until 4:00 PM on the eve of the first race of the competition.

Any rider replacement to a confirmed selection may only come from the list of already registered riders.

Any Team Pursuit modification must be notified to commissaires at least 1 hour before each start.

The wearing of the rigid safety helmet is mandatory for riders at all times when riding on the track surface.

Riders may not wear headphones (for electronic devises such as radios, MP3 players, etc.) while riding on the track.

Riders are reminded that they must wear their respective national apparel during the races as well as during award ceremonies. National apparel and all equipment (clothing, equipment, and accessories) must be in conformity with Manufacturer Identification Guidelines for the Games of the XXIX Olympiad, Beijing 2008 presented by IOC.

Riders must present themselves for awards ceremonies at the time indicated.

Riders shall ensure that the number panel is visible and legible at all times. The number panel shall be well fixed and may not be folded or altered. When wearing two number panels, they should be placed low down on the back on either side of the body

Transponders, fitted to the bikes, are mandatory for all events except Madison.

These can be collected from the Commissaires' area inside the track.

All bicycle measurement checking shall be carried out in the equipment check area before entering the track. Riders must come for bicycle-check at an adequate time before their start. Checking will also be carried out 15 minutes prior to commencing each competition. Commissaires are entitled to double check positions after the race. Should the bicycle or position have been modified in contravention of the regulations, the rider shall be disqualified.

Any rider who considers that he needs to use a bicycle that presented a technical innovation or particularity must inform the Commissaires' Panel to that effect when presenting his licence.

Bicycles or other equipment may not be left in the safety zone of the track. Riders should keep the bicycles and the equipments in their designated teams' area.

Teams are also reminded that only the coach of the rider currently on the track is permitted in the safety zone. No other people are permitted in this zone.

Communiqué approved by the President of the Commissaires Panel:

Issued by: UCI Technical Delegate
Time: 13:04
Date: 14 AUG 2008

This decision affects:

RESULTS
SCHEDULE
OTHER

Note: For more details contact UCI Technical Delegate



OFFICIAL COMMUNICATION

官方通告 / COMMUNICATION OFFICIELLE

Communiqué No. 3

TECHNICAL INFORMATION - REMINDER OF DISPOSITIONS

General

If riders wearing the same team clothing ride in the same race, they shall bear some item to distinguish them.
Riders may carry no object on them or on their bicycles that could drop onto the track. They may not bear or use on the track any music player or radio communication system
Riders may not ride road bikes on the track or safety zone at any time

Individual pursuit

Competition shall be organised in 3 phases:

- 1) The qualifying rounds to select the best 8 riders on the basis of their times
- 2) The first competition round. The 8 fastest riders will be matched as follows: 4-5, 3-6, 2-7, 1-8
- 3) The finals:

The four winners of the first competition round shall contest the finals. The riders with the two best times shall ride off in the final for first and second places while the two others shall ride off in the final for third and fourth places.

Mishap during first competition round:

After the first half-lap the race shall not be stopped. A rider, who is the victim of a mishap, recognized or not, shall be permitted to ride again alone against the watch at the end of the first competition round. His opponent shall continue to record a time.

Team sprint

Competition shall be organised in 3 phases, in the same way as Team pursuit.

The riders of each team shall start either side by side or staggered at an angle of 45° behind the start line. The lateral distance between each rider shall be equal and take in between 1,5 and 2 metres.

The rider leading the lap may not give up the lead until he is in the zone starting from 15m before his pursuit line to 15m after his pursuit line. He shall have given up his lead by the end of this zone

Mishap during the first competition round and finals:

In the event of a mishap the race shall be stopped and restarted. If the team suffers a further mishap during its subsequent ride, it shall be relegated

Keirin

The race shall compose 1st round (4 heats - first 2 riders in each heat qualified to 2nd round), repechages (4 heats – winner in each heat qualified to 2nd round), 2nd round and final

Points race

In the case of a recognised mishap, the rider shall be entitled to a neutralisation of 5 laps.

The neutralised riders are not allowed to return on track during the last km, but shall nevertheless appear in the final placing depending on the points accumulated prior to the mishap.

Riders shall bear the special number panels (beginning from number 1) which will be distributed the day of the race at the latest 30 minutes before the beginning programme at the commissaires' area inside the track.

Team pursuit

Competition shall be organised in 3 phases, in the same way as the Individual pursuit.

Mishap during the first competition round and finals:

After the first half-lap no mishap will be taken into consideration. The team shall continue if they still have three riders on the track.

Sprint

The competition shall be organised according to the table for Olympic Games in article 3.2.050.

Madison

Should both team-mates fall simultaneously, the team shall be entitled to a neutralisation of 4 laps.

The neutralised riders are not allowed to return to the track during the last km, but shall nevertheless appear in the final placing depending on the points accumulated and laps gained or lost prior to the mishap.

No feeding will be permitted in the Madison race.

Riders shall bear the special number panels which will be distributed the day of the race at the latest 30 minutes before the beginning of the programme at the commissaires' area inside the track

Communiqué approved by the President of the Commissaires Panel:

Issued by: UCI Technical Delegate
Time: 13:06
Date: 14 AUG 2008

This decision affects:

| | |
|----------|-------------------------------------|
| RESULTS | <input type="checkbox"/> |
| SCHEDULE | <input type="checkbox"/> |
| OTHER | <input checked="" type="checkbox"/> |

Note: For more details contact UCI Technical Delegate



OFFICIAL COMMUNICATION

官方通告 / COMMUNICATION OFFICIELLE

Communiqué No. 4

REMINDER TO THE TEAMS MANAGER

The Teams Manager of the teams:

- BELARUS
- DENMARK
- EL SALVADOR
- SPAIN
- REPUBLIC OF MOLDOVA
- LITHUANIA
- RUSSIAN FEDERATION
- URUGUAY

are advised to have the clothing of their riders in conformity with Manufacturer Identification Guidelines for the Games of the XXIX Olympiad, Beijing 2008 (logos, its number and dimensions)

Communiqué approved by the President of the Commissaires Panel:

Issued by: UCI Technical Delegate
 Time: 16:40
 Date: 14 AUG 2008

This decision affects:

| | |
|----------|-------------------------------------|
| RESULTS | <input type="checkbox"/> |
| SCHEDULE | <input type="checkbox"/> |
| OTHER | <input checked="" type="checkbox"/> |

Note: For more details contact UCI Technical Delegate





NUMBER OF ENTRIES BY NOC As of 17 AUG 2008
NOC报名人数 / NOMBRE D'INSCRITS PAR CNO

| NOC | Men | | | | | | | | Women | | | | Total Riders |
|----------------------|-----------|-----------|-------------|-----------|--------------|-------------|-----------|------------|-----------|-----------|-------------|-----------|--------------|
| | Sprint | Keirin | Team Sprint | Ind. Pur. | Team Pursuit | Points Race | Madison | Riders | Sprint | Ind. Pur. | Points Race | Riders | |
| ARG - Argentina | 0 | 0 | 0 | 0 | 0 | 1 | 2 | 2 | 0 | 0 | 0 | 0 | 2 |
| AUS - Australia | 2 | 2 | 4 | 2 | 4 | 1 | 0 | 11 | 1 | 1 | 1 | 3 | 14 |
| BEL - Belgium | 0 | 0 | 0 | 0 | 0 | 1 | 2 | 2 | 0 | 0 | 0 | 0 | 2 |
| BLR - Belarus | 0 | 0 | 0 | 0 | 0 | 1 | 0 | 1 | 1 | 0 | 0 | 1 | 2 |
| CAN - Canada | 0 | 0 | 0 | 0 | 0 | 1 | 2 | 2 | 0 | 0 | 1 | 1 | 3 |
| CHI - Chile | 0 | 0 | 0 | 0 | 0 | 1 | 0 | 1 | 0 | 0 | 0 | 0 | 1 |
| CHN - China | 1 | 1 | 3 | 0 | 0 | 0 | 0 | 3 | 1 | 0 | 1 | 2 | 5 |
| COL - Colombia | 0 | 0 | 0 | 1 | 4 | 0 | 0 | 5 | 0 | 1 | 1 | 1 | 6 |
| CUB - Cuba | 0 | 0 | 0 | 0 | 0 | 0 | 0 | 0 | 1 | 0 | 1 | 2 | 2 |
| CZE - Czech Republic | 1 | 1 | 3 | 0 | 0 | 1 | 2 | 5 | 0 | 1 | 1 | 1 | 6 |
| DEN - Denmark | 0 | 0 | 0 | 0 | 4 | 1 | 2 | 6 | 0 | 0 | 1 | 1 | 7 |
| ESA - El Salvador | 0 | 0 | 0 | 0 | 0 | 0 | 0 | 0 | 0 | 1 | 1 | 1 | 1 |
| ESP - Spain | 0 | 0 | 0 | 2 | 4 | 1 | 2 | 7 | 0 | 0 | 1 | 1 | 8 |
| EST - Estonia | 1 | 0 | 0 | 0 | 0 | 0 | 0 | 1 | 0 | 0 | 0 | 0 | 1 |
| FRA - France | 2 | 2 | 4 | 1 | 4 | 1 | 2 | 10 | 1 | 0 | 1 | 2 | 12 |
| GBR - Great Britain | 2 | 2 | 3 | 2 | 4 | 1 | 2 | 11 | 1 | 2 | 1 | 3 | 14 |
| GER - Germany | 2 | 2 | 3 | 0 | 0 | 1 | 2 | 7 | 0 | 1 | 1 | 1 | 8 |
| GRE - Greece | 1 | 2 | 3 | 0 | 0 | 0 | 0 | 4 | 0 | 0 | 0 | 0 | 4 |
| HKG - Hong Kg, China | 0 | 0 | 0 | 0 | 0 | 1 | 0 | 1 | 0 | 0 | 1 | 1 | 2 |
| IRL - Ireland | 0 | 0 | 0 | 1 | 0 | 0 | 0 | 1 | 0 | 0 | 0 | 0 | 1 |
| ITA - Italy | 1 | 1 | 0 | 0 | 0 | 1 | 2 | 3 | 0 | 0 | 1 | 1 | 4 |
| JAM - Jamaica | 0 | 1 | 0 | 0 | 0 | 0 | 0 | 1 | 0 | 0 | 0 | 0 | 1 |
| JPN - Japan | 2 | 2 | 3 | 0 | 0 | 1 | 0 | 6 | 1 | 0 | 1 | 2 | 8 |
| KOR - Korea | 0 | 0 | 0 | 0 | 0 | 0 | 0 | 0 | 0 | 0 | 1 | 1 | 1 |
| LTU - Lithuania | 0 | 0 | 0 | 0 | 0 | 0 | 0 | 0 | 1 | 2 | 1 | 3 | 3 |
| MAS - Malaysia | 1 | 2 | 3 | 0 | 0 | 0 | 0 | 4 | 0 | 0 | 0 | 0 | 4 |
| MDA - Moldova | 0 | 0 | 0 | 1 | 0 | 0 | 0 | 1 | 0 | 0 | 0 | 0 | 1 |
| NED - Netherlands | 2 | 2 | 3 | 2 | 4 | 1 | 4 | 11 | 2 | 0 | 1 | 3 | 14 |
| NZL - New Zealand | 0 | 0 | 0 | 1 | 4 | 1 | 2 | 7 | 0 | 1 | 1 | 2 | 9 |
| POL - Poland | 1 | 1 | 3 | 0 | 0 | 1 | 0 | 4 | 0 | 0 | 0 | 0 | 4 |
| RUS - Russian Fed. | 1 | 2 | 3 | 2 | 4 | 1 | 2 | 10 | 1 | 0 | 1 | 2 | 12 |
| SUI - Switzerland | 0 | 0 | 0 | 0 | 0 | 0 | 2 | 2 | 0 | 1 | 0 | 1 | 3 |
| TPE - Chinese Taipei | 0 | 0 | 0 | 0 | 0 | 1 | 0 | 1 | 0 | 0 | 0 | 0 | 1 |
| UKR - Ukraine | 0 | 1 | 0 | 2 | 4 | 1 | 2 | 9 | 0 | 1 | 1 | 1 | 10 |
| URU - Uruguay | 0 | 0 | 0 | 0 | 0 | 1 | 0 | 1 | 0 | 0 | 0 | 0 | 1 |
| USA - United States | 1 | 1 | 3 | 1 | 0 | 1 | 2 | 6 | 1 | 1 | 1 | 2 | 8 |
| Total: 36 | 21 | 25 | 41 | 18 | 40 | 23 | 34 | 146 | 12 | 13 | 22 | 39 | 185 |

Communiqué approved by the President of the Commissaires Panel:



NUMBER OF ENTRIES BY NOC As of 17 AUG 2008
 NOC报名人数 / NOMBRE D'INSCRITS PAR CNO

| NOC | Men | | | | | | | Women | | | | Total Riders | |
|-----|--------|--------|-------------|-----------|--------------|-------------|---------|--------|--------|-----------|-------------|--------------|--------|
| | Sprint | Keirin | Team Sprint | Ind. Pur. | Team Pursuit | Points Race | Madison | Riders | Sprint | Ind. Pur. | Points Race | | Riders |
| | | | | | | | | | | | | | |

Note:
 All corrections and updates are available in INFO
 Substitutes (if any) are included in the numbers displayed above


ENTRY LIST BY EVENT As of 17 AUG 2008

按小项的报名名单 / LISTE DES INSCRITS PAR ÉPREUVE

| NOC | Name | Date of Birth |
|----------------------|------------------------|---------------|
| AUS - Australia | BAYLEY Ryan | 9 Mar 1982 |
| | FRENCH Mark | 13 Oct 1984 |
| CHN - China | ZHANG Lei | 4 Apr 1981 |
| CZE - Czech Republic | PTACNIK Adam | 4 Dec 1985 |
| EST - Estonia | NOVIKOV Daniel | 6 Jun 1989 |
| FRA - France | BOURGAIN Mickael | 28 May 1980 |
| | SIREAU Kevin | 18 Apr 1987 |
| GBR - Great Britain | HOY Chris | 23 Mar 1976 |
| | KENNY Jason | 23 Mar 1988 |
| GER - Germany | LEVY Maximilian | 26 Jun 1987 |
| | NIMKE Stefan | 1 Mar 1978 |
| GRE - Greece | REPPAS Vasileios | 4 Nov 1988 |
| ITA - Italy | CHIAPPA Roberto | 11 Sep 1973 |
| JPN - Japan | KITATSURU Tsubasa | 26 Apr 1985 |
| | WATANABE Kazunari | 12 Aug 1983 |
| MAS - Malaysia | AWANG Mohd Azizulhasni | 5 Jan 1988 |
| NED - Netherlands | BOS Theo | 22 Aug 1983 |
| | MULDER Teun | 18 Jun 1981 |
| POL - Poland | KWIATKOWSKI Lukasz | 29 May 1982 |
| RUS - Russian Fed. | DMITRIEV Denis | 23 Mar 1986 |
| USA - United States | BLATCHFORD Michael | 29 Jan 1986 |

 Communiqué approved by the President of the Commissaires Panel:

Note:
All corrections and updates are available in INFO.



RESULTS

成绩公告 / RÉSULTATS

Communiqué no. 45

Race distance: 200m flying start (3.5 laps)

| | | | | | |
|-----------------------|--------|--------------|-----|---------------|-------------|
| World Record | 9.772 | BOS Theo | NED | Moscow (RUS) | 16 DEC 2006 |
| Olympic Record | 10.129 | NEIWAND Gary | AUS | Atlanta (USA) | 24 JUL 1996 |

| Rank | Race Number | Name | NOC Code | 100m | Time 100-200 | Speed Km/h |
|------|-------------|------------------------|----------|------------|-----------------------------|------------|
| 1 | 80 | HOY Chris | GBR | 4.862 (1) | 9.815 4.953 (2) | 73.357 OR |
| 2 | 81 | KENNY Jason | GBR | 4.910 (2) | 9.857 4.947 (1) | 73.044 |
| 3 | 95 | NIMKE Stefan | GER | 4.976 (3) | 10.064 5.088 (3) | 71.542 |
| 4 | 72 | SIREAU Kevin | FRA | 4.977 (4) | 10.098 5.121 (4) | 71.301 |
| 5 | 64 | BOURGAIN Mickael | FRA | 4.987 (5) | 10.123 5.136 (5) | 71.125 |
| 6 | 94 | LEVY Maximilian | GER | 5.037 (6) | 10.199 5.162 (6) | 70.595 |
| 7 | 123 | AWANG Mohd Azizulhasni | MAS | 5.063 (7) | 10.272 5.209 (8) | 70.093 |
| 8 | 105 | CHIAPPA Roberto | ITA | 5.095 (9) | 10.314 5.219 (9) | 69.808 |
| 9 | 128 | BOS Theo | NED | 5.119 (13) | 10.318 5.199 (7) | 69.780 |
| 10 | 7 | FRENCH Mark | AUS | 5.102 (10) | 10.337 5.235 (10) | 69.652 |
| 11 | 116 | WATANABE Kazunari | JPN | 5.087 (8) | 10.346 5.259 (14) | 69.592 |
| 12 | 3 | BAYLEY Ryan | AUS | 5.108 (11) | 10.362 5.254 (12) | 69.484 |
| 13 | 133 | MULDER Teun | NED | 5.117 (12) | 10.373 5.256 (13) | 69.410 |
| 14 | 113 | KITATSURU Tsubasa | JPN | 5.139 (15) | 10.391 5.252 (11) | 69.290 |
| 15 | 183 | BLATCHFORD Michael | USA | 5.131 (14) | 10.470 5.339 (17) | 68.767 |
| 16 | 28 | ZHANG Lei | CHN | 5.175 (18) | 10.497 5.322 (15) | 68.591 |
| 17 | 153 | KWIATKOWSKI Lukasz | POL | 5.170 (16) | 10.504 5.334 (16) | 68.545 |
| 18 | 156 | DMITRIEV Denis | RUS | 5.171 (17) | 10.565 5.394 (19) | 68.149 |
| 19 | 42 | PTACNIK Adam | CZE | 5.189 (19) | 10.569 5.380 (18) | 68.123 |
| 20 | 99 | REPPAS Vasileios | GRE | 5.384 (20) | 10.966 5.582 (20) | 65.657 |
| 21 | 62 | NOVIKOV Daniel | EST | 5.499 (21) | 11.187 5.688 (21) | 64.360 |

Qualification rule:

Fastest 18 riders continue to 1/16 finals (on 17 Aug at 16:30)

Communiqué approved by the President of the Commissaires Panel:



LAOSHAN VELODROME
老山自行车馆
LAOSHAN VELODROME

SUN 星期日 DIM
17 AUG 2008
11:20

CYCLING TRACK
自行车 - 场地分项 / CYCLISME PISTE

MEN'S SPRINT
男子争先赛 / VITESSE INDIVIDUELLE - HOMMES

QUALIFYING
资格赛 / QUALIFICATIONS



RESULTS

成绩公告 / RÉSULTATS

Communiqué no. 45

Race distance: 200m flying start (3.5 laps)

| | | | | | |
|-----------------------|--------|--------------|-----|---------------|-------------|
| World Record | 9.772 | BOS Theo | NED | Moscow (RUS) | 16 DEC 2006 |
| Olympic Record | 10.129 | NEIWAND Gary | AUS | Atlanta (USA) | 24 JUL 1996 |

| Rank | Race Number | Name | NOC Code | 100m | Time 100-200 | Speed Km/h |
|------|-------------|------|----------|------|--------------|------------|
|------|-------------|------|----------|------|--------------|------------|

Legend:
OR Olympic Record





RESULTS

成绩公告 / RÉSULTATS

Communiqué no. 47

Race distance: 3 laps

| Heat | Rank | Race Number | Name | NOC Code | 200m Time | Speed Km/h |
|------|------|-------------|------------------------|----------|-----------|------------|
| 1 | 1 | 80 | HOY Chris | GBR | 10.607 | 67.879 |
| | 2 | 156 | DMITRIEV Denis | RUS | | |
| 2 | 1 | 81 | KENNY Jason | GBR | 10.672 | 67.466 |
| | 2 | 153 | KWIATKOWSKI Lukasz | POL | | |
| 3 | 1 | 95 | NIMKE Stefan | GER | 10.828 | 66.494 |
| | 2 | 28 | ZHANG Lei | CHN | | |
| 4 | 1 | 72 | SIREAU Kevin | FRA | 10.742 | 67.026 |
| | 2 | 183 | BLATCHFORD Michael | USA | | |
| 5 | 1 | 64 | BOURGAIN Mickael | FRA | 10.562 | 68.168 |
| | 2 | 113 | KITATSURU Tsubasa | JPN | | |
| 6 | 1 | 94 | LEVY Maximilian | GER | 10.840 | 66.420 |
| | 2 | 133 | MULDER Teun | NED | | |
| 7 | 1 | 3 | BAYLEY Ryan | AUS | 10.762 | 66.902 |
| | 2 | 123 | AWANG Mohd Azizulhasni | MAS | | |
| 8 | 1 | 105 | CHIAPPA Roberto | ITA | 10.786 | 66.753 |
| | 2 | 116 | WATANABE Kazunari | JPN | | |
| 9 | 1 | 128 | BOS Theo | NED | 10.959 | 65.699 |
| | 2 | 7 | FRENCH Mark | AUS | | |

Qualification rule:

Winner of each heat qualify to 1/8 finals (on 17 Aug at 17:45). Losers go to 1/16 finals repechage (on 17 Aug at 17:15)

Communiqué approved by the President of the Commissaires Panel:



LAOSHAN VELODROME
老山自行车馆
LAOSHAN VELODROME

SUN 星期日 DIM
17 AUG 2008
17:15

CYCLING TRACK
自行车 - 场地分项 / CYCLISME PISTE
MEN'S SPRINT
男子争先赛 / VITESSE INDIVIDUELLE - HOMMES
1/16 FINAL REPECHAGE
1/16决赛复活赛 / REPÊCHAGES 16E DE FINALE



RESULTS

成绩公告 / RÉSULTATS

Communiqué no. 50

Race distance: 3 laps

| Heat | Rank | Race Number | Name | NOC Code | 200m Time | Speed Km/h |
|------|------|-------------|------------------------|----------|-----------|------------|
| 1 | 1 | 133 | MULDER Teun | NED | 10.889 | 66.121 |
| | 2 | 7 | FRENCH Mark | AUS | | |
| | 3 | 156 | DMITRIEV Denis | RUS | | |
| 2 | 1 | 123 | AWANG Mohd Azizulhasni | MAS | 10.959 | 65.699 |
| | 2 | 113 | KITATSURU Tsubasa | JPN | | |
| | 3 | 153 | KWIATKOWSKI Lukasz | POL | | |
| 3 | 1 | 116 | WATANABE Kazunari | JPN | 10.965 | 65.663 |
| | 2 | 183 | BLATCHFORD Michael | USA | | |
| | 3 | 28 | ZHANG Lei | CHN | | |

Qualification rule:

Winner of each heat qualify to 1/8 finals (on 17 Aug at 17:45).

Communiqué approved by the President of the Commissaires Panel:

.....



RESULTS

成绩公告 / RÉSULTATS

Communiqué no. 54

Race distance: 3 laps

| Heat | Rank | Race Number | Name | NOC Code | 200m Time | Speed Km/h |
|------|------|-------------|------------------------|----------|-----------|------------|
| 1 | 1 | 80 | HOY Chris | GBR | 10.636 | 67.694 |
| | 2 | 116 | WATANABE Kazunari | JPN | | |
| 2 | 1 | 81 | KENNY Jason | GBR | 10.531 | 68.369 |
| | 2 | 123 | AWANG Mohd Azizulhasni | MAS | | |
| 3 | 1 | 133 | MULDER Teun | NED | 10.888 | 66.127 |
| | 2 | 95 | NIMKE Stefan | GER | | |
| 4 | 1 | 128 | BOS Theo | NED | 10.777 | 66.808 |
| | 2 | 72 | SIREAU Kevin | FRA | | |
| 5 | 1 | 64 | BOURGAIN Mickael | FRA | 10.734 | 67.076 |
| | 2 | 105 | CHIAPPA Roberto | ITA | | |
| 6 | 1 | 94 | LEVY Maximilian | GER | 10.763 | 66.895 |
| | 2 | 3 | BAYLEY Ryan | AUS | | |

Qualification rule:

Winner of each heat qualify to 1/4 finals (on 18 Aug at 17:20). Losers go to 1/8 finals repechage (on 17 Aug at 18:20)

Communiqué approved by the President of the Commissaires Panel:

.....



LAOSHAN VELODROME
老山自行车馆
LAOSHAN VELODROME

SUN 星期日 DIM
17 AUG 2008
18:20

CYCLING TRACK
自行车 - 场地分项 / CYCLISME PISTE
MEN'S SPRINT
男子争先赛 / VITESSE INDIVIDUELLE - HOMMES
1/8 FINAL REPECHAGE
1/8决赛复活赛 / REPÊCHAGES 8E DE FINALE



RESULTS

成绩公告 / RÉSULTATS

Communiqué no. 58

Race distance: 3 laps

| Heat | Rank | Race Number | Name | NOC Code | 200m Time | Speed Km/h |
|------|------|-------------|------------------------|----------|-----------|------------|
| 1 | 1 | 72 | SIREAU Kevin | FRA | 10.570 | 68.117 |
| | 2 | 116 | WATANABE Kazunari | JPN | | |
| | 3 | 3 | BAYLEY Ryan | AUS | | |
| 2 | 1 | 123 | AWANG Mohd Azizulhasni | MAS | 11.010 | 65.395 |
| | 2 | 95 | NIMKE Stefan | GER | | |
| | 3 | 105 | CHIAPPA Roberto | ITA | | |

Qualification rule:

Winner of each heat qualify to 1/4 finals (on 18 Aug at 17:20). Losers race for 9th-12th places (on 19 Aug at 16:50)

Communiqué approved by the President of the Commissaires Panel:



RESULTS

成绩公告 / RÉSULTATS

Communiqué no. 75

Race distance: 3 laps

| Heat | Rank | Race Number | Name | NOC Code | 1st Race | 2nd Race | Decider |
|------|------|-------------|------------------------|----------|----------|----------|---------|
| 1 | 1 | 80 | HOY Chris | GBR | 10.820 | 10.302 | |
| | 2 | 123 | AWANG Mohd Azizulhasni | MAS | | | |
| 2 | 1 | 81 | KENNY Jason | GBR | 10.546 | 10.595 | |
| | 2 | 72 | SIREAU Kevin | FRA | | | |
| 3 | 1 | 94 | LEVY Maximilian | GER | 10.689 | 10.660 | |
| | 2 | 133 | MULDER Teun | NED | | | |
| 4 | 1 | 64 | BOURGAIN Mickael | FRA | 10.524 | 10.463 | |
| | 2 | 128 | BOS Theo | NED | | | |

Qualification rule:

Winner of each heat qualify to semifinals (on 19 Aug at 16:40). Losers go to race for 5th-8th place (on 19 Aug at 18:50)

Communiqué approved by the President of the Commissaires Panel:

.....



LAOSHAN VELODROME
老山自行车馆
LAOSHAN VELODROME

TUE 星期二 MAR
19 AUG 2008
16:40

CYCLING TRACK
自行车 - 场地分项 / CYCLISME PISTE

MEN'S SPRINT
男子争先赛 / VITESSE INDIVIDUELLE - HOMMES

SEMIFINALS
半决赛 / DEMI-FINALES



RESULTS

成绩公告 / RÉSULTATS

Communiqué no. 84

Race distance: 3 laps

| Heat | Rank | Race Number | Name | NOC Code | 1st Race | 2nd Race | Decider |
|------|------|-------------|------------------|----------|----------|----------|---------|
| 1 | 1 | 80 | HOY Chris | GBR | 10.260 | 10.358 | |
| | 2 | 64 | BOURGAIN Mickael | FRA | | | |
| 2 | 1 | 81 | KENNY Jason | GBR | 10.594 | 10.335 | |
| | 2 | 94 | LEVY Maximilian | GER | | | |

Qualification rule:

Winners race for first and second place (on 19 Aug at 18:35). Losers race for third and fourth place (on 19 Aug at 18:35)

Communiqué approved by the President of the Commissaires Panel:

.....



LAOSHAN VELODROME
老山自行车馆
LAOSHAN VELODROME

TUE 星期二 MAR
19 AUG 2008
16:50

CYCLING TRACK

自行车 - 场地分项 / CYCLISME PISTE

MEN'S SPRINT

男子争先赛 / VITESSE INDIVIDUELLE - HOMMES

RACE FOR 9TH-12TH PLACES

9-12名名次赛 / CLASSEMENT PLACES 9 À 12



RESULTS

成绩公告 / RÉSULTATS

Communiqué no. 85

Race distance: 3 laps

| Rank | Race Number | Name | NOC Code | 200m Time | Speed Km/h |
|------|-------------|-------------------|----------|-----------|------------|
| 9 | 95 | NIMKE Stefan | GER | 11.051 | 65.152 |
| 10 | 105 | CHIAPPA Roberto | ITA | | |
| 11 | 3 | BAYLEY Ryan | AUS | | |
| 12 | 116 | WATANABE Kazunari | JPN | | |

Communiqué approved by the President of the Commissaires Panel:

.....



LAOSHAN VELODROME
老山自行车馆
LAOSHAN VELODROME

TUE 星期二 MAR
19 AUG 2008
18:50

CYCLING TRACK
自行车 - 场地分项 / CYCLISME PISTE

MEN'S SPRINT
男子争先赛 / VITESSE INDIVIDUELLE - HOMMES

RACE FOR 5TH-8TH PLACES
5-8名名次赛 / CLASSEMENT PLACES 5 À 8



RESULTS

成绩公告 / RÉSULTATS

Communiqué no. 92

Race distance: 3 laps

| Rank | Race Number | Name | NOC Code | 200m Time | Speed Km/h |
|------|-------------|------------------------|----------|-----------|------------|
| 5 | 72 | SIREAU Kevin | FRA | 10.719 | 67.170 |
| 6 | 133 | MULDER Teun | NED | | |
| 7 | 128 | BOS Theo | NED | | |
| 8 | 123 | AWANG Mohd Azizulhasni | MAS | | |

Communiqué approved by the President of the Commissaires Panel:

.....



RESULTS AND FINAL CLASSIFICATION

最终成绩和排名 / RÉSULTATS ET CLASSEMENT FINAL

Communiqué no. 94

Race distance: 3 laps

| | Rank | Race Number | Name | NOC Code | 1st Race | 2nd Race | Decider |
|--------|------|-------------|------------------------|----------|----------|----------|---------|
| GOLD | 1 | 80 | HOY Chris | GBR | 10.228 | 10.216 | |
| SILVER | 2 | 81 | KENNY Jason | GBR | | | |
| BRONZE | 3 | 64 | BOURGAIN Mickael | FRA | 11.047 | | 10.560 |
| | 4 | 94 | LEVY Maximilian | GER | | 10.666 | |
| | 5 | 72 | SIREAU Kevin | FRA | | | |
| | 6 | 133 | MULDER Teun | NED | | | |
| | 7 | 128 | BOS Theo | NED | | | |
| | 8 | 123 | AWANG Mohd Azizulhasni | MAS | | | |
| | 9 | 95 | NIMKE Stefan | GER | | | |
| | 10 | 105 | CHIAPPA Roberto | ITA | | | |
| | 11 | 3 | BAYLEY Ryan | AUS | | | |
| | 12 | 116 | WATANABE Kazunari | JPN | | | |
| | 13 | 7 | FRENCH Mark | AUS | | | |
| | 14 | 113 | KITATSURU Tsubasa | JPN | | | |
| | 15 | 183 | BLATCHFORD Michael | USA | | | |
| | 16 | 28 | ZHANG Lei | CHN | | | |
| | 17 | 153 | KWIATKOWSKI Lukasz | POL | | | |
| | 18 | 156 | DMITRIEV Denis | RUS | | | |
| | 19 | 42 | PTACNIK Adam | CZE | | | |
| | 20 | 99 | REPPAS Vasileios | GRE | | | |
| | 21 | 62 | NOVIKOV Daniel | EST | | | |

Communiqué approved by the President of the Commissaires Panel:



| 1/16 Finals | | Repechage | 1/8 Finals | Repechage | 1/4 Finals | Semifinals | Finals | | | | | | | | | | | | | | | | | | | | | | | | | | | | | | | | | | | | | | | | | | | | | | | | | | | | | | | | | | | | | | | | | | | | |
|-------------|--------------------|---|------------------|-----------|------------------|------------|--------------------|--|--------|--------------|--------|----------------|--------|-------------|--------|---------------|--------|-----------|--------|---------------|--|--------|-----------|----------|-------------|----------|-----------|------------|----------|-----------|----------|-------------|------------|--------|------------|--------|------------|--------|---------------|---|--------|--------|--------|-------------|--------|----------|--------|---------|--------|-----------|--------|-------------|--------|--------|--------|--------|--------|---------------|---|-----------|-----------|-----------|-----------|-----------|--------|-----------|----------|------------|----------|------------|------------|------------|-----------|------------|-------------|
| GBR | HOY C. | <table border="1"> <tr><td>Heat 1</td><td>MULDER T.</td></tr> <tr><td>Heat 2</td><td>FRENCH M.</td></tr> <tr><td>Heat 3</td><td>AWANG M.</td></tr> <tr><td>Heat 4</td><td>KITATSURU T.</td></tr> <tr><td>Heat 5</td><td>KWIATKOWSKI L.</td></tr> <tr><td>Heat 6</td><td>WATANABE K.</td></tr> <tr><td>Heat 7</td><td>BLATCHFORD M.</td></tr> <tr><td>Heat 8</td><td>ZHANG L.</td></tr> </table> | Heat 1 | MULDER T. | Heat 2 | FRENCH M. | Heat 3 | AWANG M. | Heat 4 | KITATSURU T. | Heat 5 | KWIATKOWSKI L. | Heat 6 | WATANABE K. | Heat 7 | BLATCHFORD M. | Heat 8 | ZHANG L. | Heat 1 | HOY C. | <table border="1"> <tr><td>Heat 1</td><td>SIREAU K.</td></tr> <tr><td>Heat 2</td><td>WATANABE K.</td></tr> <tr><td>Heat 3</td><td>BAYLEY R.</td></tr> <tr><td>Heat 4</td><td>AWANG M.</td></tr> <tr><td>Heat 5</td><td>NIMKE S.</td></tr> <tr><td>Heat 6</td><td>CHIAPPA R.</td></tr> <tr><td>Heat 7</td><td>CHIAPPA R.</td></tr> <tr><td>Heat 8</td><td>CHIAPPA R.</td></tr> </table> | Heat 1 | SIREAU K. | Heat 2 | WATANABE K. | Heat 3 | BAYLEY R. | Heat 4 | AWANG M. | Heat 5 | NIMKE S. | Heat 6 | CHIAPPA R. | Heat 7 | CHIAPPA R. | Heat 8 | CHIAPPA R. | Heat 1 | HOY C. | <table border="1"> <tr><td>Heat 1</td><td>HOY C.</td></tr> <tr><td>Heat 2</td><td>BOURGAIN M.</td></tr> <tr><td>Heat 3</td><td>KENNY J.</td></tr> <tr><td>Heat 4</td><td>LEVY M.</td></tr> <tr><td>Heat 5</td><td>MULDER T.</td></tr> <tr><td>Heat 6</td><td>BOURGAIN M.</td></tr> <tr><td>Heat 7</td><td>BOS T.</td></tr> <tr><td>Heat 8</td><td>BOS T.</td></tr> </table> | Heat 1 | HOY C. | Heat 2 | BOURGAIN M. | Heat 3 | KENNY J. | Heat 4 | LEVY M. | Heat 5 | MULDER T. | Heat 6 | BOURGAIN M. | Heat 7 | BOS T. | Heat 8 | BOS T. | Heat 1 | HOY C. | <table border="1"> <tr><td>Final 5-8</td><td>SIREAU K.</td></tr> <tr><td>Final 5-8</td><td>MULDER T.</td></tr> <tr><td>Final 5-8</td><td>BOS T.</td></tr> <tr><td>Final 5-8</td><td>AWANG M.</td></tr> <tr><td>Final 9-12</td><td>NIMKE S.</td></tr> <tr><td>Final 9-12</td><td>CHIAPPA R.</td></tr> <tr><td>Final 9-12</td><td>BAYLEY R.</td></tr> <tr><td>Final 9-12</td><td>WATANABE K.</td></tr> </table> | Final 5-8 | SIREAU K. | Final 5-8 | MULDER T. | Final 5-8 | BOS T. | Final 5-8 | AWANG M. | Final 9-12 | NIMKE S. | Final 9-12 | CHIAPPA R. | Final 9-12 | BAYLEY R. | Final 9-12 | WATANABE K. |
| Heat 1 | MULDER T. | | | | | | | | | | | | | | | | | | | | | | | | | | | | | | | | | | | | | | | | | | | | | | | | | | | | | | | | | | | | | | | | | | | | | | | | | | |
| Heat 2 | FRENCH M. | | | | | | | | | | | | | | | | | | | | | | | | | | | | | | | | | | | | | | | | | | | | | | | | | | | | | | | | | | | | | | | | | | | | | | | | | | |
| Heat 3 | AWANG M. | | | | | | | | | | | | | | | | | | | | | | | | | | | | | | | | | | | | | | | | | | | | | | | | | | | | | | | | | | | | | | | | | | | | | | | | | | |
| Heat 4 | KITATSURU T. | | | | | | | | | | | | | | | | | | | | | | | | | | | | | | | | | | | | | | | | | | | | | | | | | | | | | | | | | | | | | | | | | | | | | | | | | | |
| Heat 5 | KWIATKOWSKI L. | | | | | | | | | | | | | | | | | | | | | | | | | | | | | | | | | | | | | | | | | | | | | | | | | | | | | | | | | | | | | | | | | | | | | | | | | | |
| Heat 6 | WATANABE K. | | | | | | | | | | | | | | | | | | | | | | | | | | | | | | | | | | | | | | | | | | | | | | | | | | | | | | | | | | | | | | | | | | | | | | | | | | |
| Heat 7 | BLATCHFORD M. | | | | | | | | | | | | | | | | | | | | | | | | | | | | | | | | | | | | | | | | | | | | | | | | | | | | | | | | | | | | | | | | | | | | | | | | | | |
| Heat 8 | ZHANG L. | | | | | | | | | | | | | | | | | | | | | | | | | | | | | | | | | | | | | | | | | | | | | | | | | | | | | | | | | | | | | | | | | | | | | | | | | | |
| Heat 1 | SIREAU K. | | | | | | | | | | | | | | | | | | | | | | | | | | | | | | | | | | | | | | | | | | | | | | | | | | | | | | | | | | | | | | | | | | | | | | | | | | |
| Heat 2 | WATANABE K. | | | | | | | | | | | | | | | | | | | | | | | | | | | | | | | | | | | | | | | | | | | | | | | | | | | | | | | | | | | | | | | | | | | | | | | | | | |
| Heat 3 | BAYLEY R. | | | | | | | | | | | | | | | | | | | | | | | | | | | | | | | | | | | | | | | | | | | | | | | | | | | | | | | | | | | | | | | | | | | | | | | | | | |
| Heat 4 | AWANG M. | | | | | | | | | | | | | | | | | | | | | | | | | | | | | | | | | | | | | | | | | | | | | | | | | | | | | | | | | | | | | | | | | | | | | | | | | | |
| Heat 5 | NIMKE S. | | | | | | | | | | | | | | | | | | | | | | | | | | | | | | | | | | | | | | | | | | | | | | | | | | | | | | | | | | | | | | | | | | | | | | | | | | |
| Heat 6 | CHIAPPA R. | | | | | | | | | | | | | | | | | | | | | | | | | | | | | | | | | | | | | | | | | | | | | | | | | | | | | | | | | | | | | | | | | | | | | | | | | | |
| Heat 7 | CHIAPPA R. | | | | | | | | | | | | | | | | | | | | | | | | | | | | | | | | | | | | | | | | | | | | | | | | | | | | | | | | | | | | | | | | | | | | | | | | | | |
| Heat 8 | CHIAPPA R. | | | | | | | | | | | | | | | | | | | | | | | | | | | | | | | | | | | | | | | | | | | | | | | | | | | | | | | | | | | | | | | | | | | | | | | | | | |
| Heat 1 | HOY C. | | | | | | | | | | | | | | | | | | | | | | | | | | | | | | | | | | | | | | | | | | | | | | | | | | | | | | | | | | | | | | | | | | | | | | | | | | |
| Heat 2 | BOURGAIN M. | | | | | | | | | | | | | | | | | | | | | | | | | | | | | | | | | | | | | | | | | | | | | | | | | | | | | | | | | | | | | | | | | | | | | | | | | | |
| Heat 3 | KENNY J. | | | | | | | | | | | | | | | | | | | | | | | | | | | | | | | | | | | | | | | | | | | | | | | | | | | | | | | | | | | | | | | | | | | | | | | | | | |
| Heat 4 | LEVY M. | | | | | | | | | | | | | | | | | | | | | | | | | | | | | | | | | | | | | | | | | | | | | | | | | | | | | | | | | | | | | | | | | | | | | | | | | | |
| Heat 5 | MULDER T. | | | | | | | | | | | | | | | | | | | | | | | | | | | | | | | | | | | | | | | | | | | | | | | | | | | | | | | | | | | | | | | | | | | | | | | | | | |
| Heat 6 | BOURGAIN M. | | | | | | | | | | | | | | | | | | | | | | | | | | | | | | | | | | | | | | | | | | | | | | | | | | | | | | | | | | | | | | | | | | | | | | | | | | |
| Heat 7 | BOS T. | | | | | | | | | | | | | | | | | | | | | | | | | | | | | | | | | | | | | | | | | | | | | | | | | | | | | | | | | | | | | | | | | | | | | | | | | | |
| Heat 8 | BOS T. | | | | | | | | | | | | | | | | | | | | | | | | | | | | | | | | | | | | | | | | | | | | | | | | | | | | | | | | | | | | | | | | | | | | | | | | | | |
| Final 5-8 | SIREAU K. | | | | | | | | | | | | | | | | | | | | | | | | | | | | | | | | | | | | | | | | | | | | | | | | | | | | | | | | | | | | | | | | | | | | | | | | | | |
| Final 5-8 | MULDER T. | | | | | | | | | | | | | | | | | | | | | | | | | | | | | | | | | | | | | | | | | | | | | | | | | | | | | | | | | | | | | | | | | | | | | | | | | | |
| Final 5-8 | BOS T. | | | | | | | | | | | | | | | | | | | | | | | | | | | | | | | | | | | | | | | | | | | | | | | | | | | | | | | | | | | | | | | | | | | | | | | | | | |
| Final 5-8 | AWANG M. | | | | | | | | | | | | | | | | | | | | | | | | | | | | | | | | | | | | | | | | | | | | | | | | | | | | | | | | | | | | | | | | | | | | | | | | | | |
| Final 9-12 | NIMKE S. | | | | | | | | | | | | | | | | | | | | | | | | | | | | | | | | | | | | | | | | | | | | | | | | | | | | | | | | | | | | | | | | | | | | | | | | | | |
| Final 9-12 | CHIAPPA R. | | | | | | | | | | | | | | | | | | | | | | | | | | | | | | | | | | | | | | | | | | | | | | | | | | | | | | | | | | | | | | | | | | | | | | | | | | |
| Final 9-12 | BAYLEY R. | | | | | | | | | | | | | | | | | | | | | | | | | | | | | | | | | | | | | | | | | | | | | | | | | | | | | | | | | | | | | | | | | | | | | | | | | | |
| Final 9-12 | WATANABE K. | | | | | | | | | | | | | | | | | | | | | | | | | | | | | | | | | | | | | | | | | | | | | | | | | | | | | | | | | | | | | | | | | | | | | | | | | | |
| RUS | DMITRIEV D. | Heat 1 | HOY C. | Heat 1 | HOY C. | Heat 1 | HOY C. | <table border="1"> <tr><td>Gold</td><td>HOY C.</td></tr> <tr><td>Gold</td><td>KENNY J.</td></tr> <tr><td>Bronze</td><td>BOURGAIN M.</td></tr> <tr><td>Bronze</td><td>LEVY M.</td></tr> <tr><td>5</td><td>SIREAU K.</td></tr> <tr><td>6</td><td>MULDER T.</td></tr> <tr><td>7</td><td>BOS T.</td></tr> <tr><td>8</td><td>AWANG M.</td></tr> <tr><td>9</td><td>NIMKE S.</td></tr> <tr><td>10</td><td>CHIAPPA R.</td></tr> <tr><td>11</td><td>BAYLEY R.</td></tr> <tr><td>12</td><td>WATANABE K.</td></tr> </table> | Gold | HOY C. | Gold | KENNY J. | Bronze | BOURGAIN M. | Bronze | LEVY M. | 5 | SIREAU K. | 6 | MULDER T. | 7 | BOS T. | 8 | AWANG M. | 9 | NIMKE S. | 10 | CHIAPPA R. | 11 | BAYLEY R. | 12 | WATANABE K. | | | | | | | | | | | | | | | | | | | | | | | | | | | | | | | | | | | | | | | | | | | |
| Gold | HOY C. | | | | | | | | | | | | | | | | | | | | | | | | | | | | | | | | | | | | | | | | | | | | | | | | | | | | | | | | | | | | | | | | | | | | | | | | | | |
| Gold | KENNY J. | | | | | | | | | | | | | | | | | | | | | | | | | | | | | | | | | | | | | | | | | | | | | | | | | | | | | | | | | | | | | | | | | | | | | | | | | | |
| Bronze | BOURGAIN M. | | | | | | | | | | | | | | | | | | | | | | | | | | | | | | | | | | | | | | | | | | | | | | | | | | | | | | | | | | | | | | | | | | | | | | | | | | |
| Bronze | LEVY M. | | | | | | | | | | | | | | | | | | | | | | | | | | | | | | | | | | | | | | | | | | | | | | | | | | | | | | | | | | | | | | | | | | | | | | | | | | |
| 5 | SIREAU K. | | | | | | | | | | | | | | | | | | | | | | | | | | | | | | | | | | | | | | | | | | | | | | | | | | | | | | | | | | | | | | | | | | | | | | | | | | |
| 6 | MULDER T. | | | | | | | | | | | | | | | | | | | | | | | | | | | | | | | | | | | | | | | | | | | | | | | | | | | | | | | | | | | | | | | | | | | | | | | | | | |
| 7 | BOS T. | | | | | | | | | | | | | | | | | | | | | | | | | | | | | | | | | | | | | | | | | | | | | | | | | | | | | | | | | | | | | | | | | | | | | | | | | | |
| 8 | AWANG M. | | | | | | | | | | | | | | | | | | | | | | | | | | | | | | | | | | | | | | | | | | | | | | | | | | | | | | | | | | | | | | | | | | | | | | | | | | |
| 9 | NIMKE S. | | | | | | | | | | | | | | | | | | | | | | | | | | | | | | | | | | | | | | | | | | | | | | | | | | | | | | | | | | | | | | | | | | | | | | | | | | |
| 10 | CHIAPPA R. | | | | | | | | | | | | | | | | | | | | | | | | | | | | | | | | | | | | | | | | | | | | | | | | | | | | | | | | | | | | | | | | | | | | | | | | | | |
| 11 | BAYLEY R. | | | | | | | | | | | | | | | | | | | | | | | | | | | | | | | | | | | | | | | | | | | | | | | | | | | | | | | | | | | | | | | | | | | | | | | | | | |
| 12 | WATANABE K. | | | | | | | | | | | | | | | | | | | | | | | | | | | | | | | | | | | | | | | | | | | | | | | | | | | | | | | | | | | | | | | | | | | | | | | | | | |
| GBR | KENNY J. | Heat 2 | HOY C. | Heat 2 | KENNY J. | Heat 2 | KENNY J. | | | | | | | | | | | | | | | | | | | | | | | | | | | | | | | | | | | | | | | | | | | | | | | | | | | | | | | | | | | | | | | | | | | | |
| POL | KWIATKOWSKI L. | Heat 3 | KENNY J. | Heat 3 | KENNY J. | Heat 2 | KENNY J. | | | | | | | | | | | | | | | | | | | | | | | | | | | | | | | | | | | | | | | | | | | | | | | | | | | | | | | | | | | | | | | | | | | | |
| GER | NIMKE S. | Heat 4 | KENNY J. | Heat 4 | KENNY J. | Heat 1 | HOY C. | | | | | | | | | | | | | | | | | | | | | | | | | | | | | | | | | | | | | | | | | | | | | | | | | | | | | | | | | | | | | | | | | | | | |
| CHN | ZHANG L. | Heat 5 | KENNY J. | Heat 5 | KENNY J. | Heat 2 | KENNY J. | | | | | | | | | | | | | | | | | | | | | | | | | | | | | | | | | | | | | | | | | | | | | | | | | | | | | | | | | | | | | | | | | | | | |
| FRA | SIREAU K. | Heat 6 | MULDER T. | Heat 6 | SIREAU K. | Heat 1 | HOY C. | | | | | | | | | | | | | | | | | | | | | | | | | | | | | | | | | | | | | | | | | | | | | | | | | | | | | | | | | | | | | | | | | | | | |
| USA | BLATCHFORD M. | Heat 7 | MULDER T. | Heat 7 | SIREAU K. | Heat 2 | KENNY J. | | | | | | | | | | | | | | | | | | | | | | | | | | | | | | | | | | | | | | | | | | | | | | | | | | | | | | | | | | | | | | | | | | | | |
| FRA | BOURGAIN M. | Heat 8 | MULDER T. | Heat 8 | SIREAU K. | Heat 1 | HOY C. | | | | | | | | | | | | | | | | | | | | | | | | | | | | | | | | | | | | | | | | | | | | | | | | | | | | | | | | | | | | | | | | | | | | |
| JPN | KITATSURU T. | Heat 9 | MULDER T. | Heat 9 | SIREAU K. | Heat 2 | KENNY J. | | | | | | | | | | | | | | | | | | | | | | | | | | | | | | | | | | | | | | | | | | | | | | | | | | | | | | | | | | | | | | | | | | | | |
| GER | LEVY M. | Heat 1 | BOS T. | Heat 1 | LEVY M. | Heat 1 | HOY C. | | | | | | | | | | | | | | | | | | | | | | | | | | | | | | | | | | | | | | | | | | | | | | | | | | | | | | | | | | | | | | | | | | | | |
| NED | MULDER T. | Heat 2 | BOS T. | Heat 2 | LEVY M. | Heat 2 | BOURGAIN M. | | | | | | | | | | | | | | | | | | | | | | | | | | | | | | | | | | | | | | | | | | | | | | | | | | | | | | | | | | | | | | | | | | | | |
| AUS | BAYLEY R. | Heat 3 | BOS T. | Heat 3 | LEVY M. | Heat 3 | BOURGAIN M. | | | | | | | | | | | | | | | | | | | | | | | | | | | | | | | | | | | | | | | | | | | | | | | | | | | | | | | | | | | | | | | | | | | | |
| MAS | AWANG M. | Heat 4 | BOS T. | Heat 4 | LEVY M. | Heat 4 | BOURGAIN M. | | | | | | | | | | | | | | | | | | | | | | | | | | | | | | | | | | | | | | | | | | | | | | | | | | | | | | | | | | | | | | | | | | | | |
| ITA | CHIAPPA R. | Heat 5 | BOS T. | Heat 5 | LEVY M. | Heat 1 | HOY C. | | | | | | | | | | | | | | | | | | | | | | | | | | | | | | | | | | | | | | | | | | | | | | | | | | | | | | | | | | | | | | | | | | | | |
| JPN | WATANABE K. | Heat 6 | BOS T. | Heat 6 | LEVY M. | Heat 2 | BOURGAIN M. | | | | | | | | | | | | | | | | | | | | | | | | | | | | | | | | | | | | | | | | | | | | | | | | | | | | | | | | | | | | | | | | | | | | |
| NED | BOS T. | Heat 7 | BOS T. | Heat 7 | LEVY M. | Heat 3 | BOURGAIN M. | | | | | | | | | | | | | | | | | | | | | | | | | | | | | | | | | | | | | | | | | | | | | | | | | | | | | | | | | | | | | | | | | | | | |
| AUS | FRENCH M. | Heat 8 | BOS T. | Heat 8 | LEVY M. | Heat 4 | BOURGAIN M. | | | | | | | | | | | | | | | | | | | | | | | | | | | | | | | | | | | | | | | | | | | | | | | | | | | | | | | | | | | | | | | | | | | | |

Note: =Losers Winner, each heat is bolded
 _____ =Winners Each heat listed in rank order

Communiqué approved by the President of the Commissaires Panel:



ENTRY LIST BY EVENT As of 17 AUG 2008
 按小项的报名名单 / LISTE DES INSCRITS PAR ÉPREUVE

| NOC | Name | Date of Birth |
|----------------------|---|----------------------------|
| AUS - Australia | BAYLEY Ryan KELLY Shane | 9 Mar 1982 7 Jan 1972 |
| CHN - China | FENG Yong | 19 Dec 1985 |
| CZE - Czech Republic | SPICKA Denis | 29 Aug 1988 |
| FRA - France | BAUGE Gregory TOURNANT Arnaud | 31 Jan 1985 5 Apr 1978 |
| GBR - Great Britain | EDGAR Ross HOY Chris | 3 Jan 1983 23 Mar 1976 |
| GER - Germany | BERGEMANN Carsten LEVY Maximilian | 24 Jan 1979 26 Jun 1987 |
| GRE - Greece | MANTZOURANIS Athanasios VOLIKAKIS Christos | 11 Apr 1982 25 Mar 1988 |
| ITA - Italy | CHIAPPA Roberto | 11 Sep 1973 |
| JAM - Jamaica | LYNCH Ricardo | 20 Sep 1984 |
| JPN - Japan | FUSHIMI Toshiaki NAGAI Kiyofumi | 4 Feb 1976 18 May 1983 |
| MAS - Malaysia | AWANG Mohd Azizulhasni NG Josiah | 5 Jan 1988 2 Feb 1980 |
| NED - Netherlands | BOS Theo MULDER Teun | 22 Aug 1983 18 Jun 1981 |
| POL - Poland | KUCZYNSKI Kamil | 23 Mar 1985 |
| RUS - Russian Fed. | DMITRIEV Denis POLYNSKIY Sergey | 23 Mar 1986 16 Sep 1981 |
| UKR - Ukraine | VYNOKUROV Andrii | 14 Aug 1982 |
| USA - United States | MASSIE Gideon | 27 Aug 1981 |

Communiqué approved by the President of the Commissaires Panel:

.....

Note:
 All corrections and updates are available in INFO.



RESULTS

成绩公告 / RÉSULTATS

Communiqué no. 24

Race distance: 8 laps

| Heat | Rank | Race Number | Name | NOC Code |
|------|------|-------------|-------------------------------|------------|
| 1 | 1 | 80 | HOY Chris | GBR |
| | 2 | 90 | BERGEMANN Carsten | GER |
| | 3 | 111 | FUSHIMI Toshiaki | JPN |
| | 4 | 63 | BAUGE Gregory | FRA |
| | 5 | 152 | KUCZYNSKI Kamil | POL |
| | 6 | 156 | DMITRIEV Denis | RUS |
| 2 | 1 | 123 | AWANG Mohd Azizulhasni | MAS |
| | 2 | 9 | KELLY Shane | AUS |
| | 3 | 133 | MULDER Teun | NED |
| | 4 | 180 | VYNOKUROV Andrii | UKR |
| | 5 | 155 | POLYNSKIY Sergey | RUS |
| | 6 | 26 | FENG Yong | CHN |
| 3 | 1 | 79 | EDGAR Ross | GBR |
| | 2 | 125 | NG Josiah | MAS |
| | 3 | 114 | NAGAI Kiyofumi | JPN |
| | 4 | 43 | SPICKA Denis | CZE |
| | 5 | 100 | VOLIKAKIS Christos | GRE |
| | REL | 105 | CHIAPPA Roberto | ITA |
| 4 | 1 | 3 | BAYLEY Ryan | AUS |
| | 2 | 128 | BOS Theo | NED |
| | 3 | 188 | MASSIE Gideon | USA |
| | 4 | 73 | TOURNANT Arnaud | FRA |
| | 5 | 98 | MANTZOURANIS Athanasios | GRE |
| | 6 | 110 | LYNCH Ricardo | JAM |
| | 7 | 94 | LEVY Maximilian | GER |

Qualification rule:

First 2 riders in each heat qualify to second round (on 16 Aug at 18:30), remainder to first round repechage (on 16 Aug at 17:25).

Communiqué approved by the President of the Commissaires Panel:

.....

Note:
No records are kept for this event

Legend:
REL Relegated



RESULTS

成绩公告 / RÉSULTATS

Communiqué no. 27

Race distance: 8 laps

| Heat | Rank | Race Number | Name | NOC Code |
|------|------|-------------|-------------------------|------------|
| 1 | 1 | 73 | TOURNANT Arnaud | FRA |
| | 2 | 100 | VOLIKAKIS Christos | GRE |
| | 3 | 26 | FENG Yong | CHN |
| | 4 | 111 | FUSHIMI Toshiaki | JPN |
| 2 | 1 | 152 | KUCZYNSKI Kamil | POL |
| | 2 | 43 | SPICKA Denis | CZE |
| | 3 | 156 | DMITRIEV Denis | RUS |
| | REL | 133 | MULDER Teun | NED |
| 3 | 1 | 114 | NAGAI Kiyofumi | JPN |
| | 2 | 180 | VYNOKUROV Andrii | UKR |
| | 3 | 110 | LYNCH Ricardo | JAM |
| | 4 | 155 | POLYNSKIY Sergey | RUS |
| 4 | 1 | 63 | BAUGE Gregory | FRA |
| | 2 | 94 | LEVY Maximilian | GER |
| | 3 | 98 | MANTZOURANIS Athanasios | GRE |
| | 4 | 188 | MASSIE Gideon | USA |
| | 5 | 105 | CHIAPPA Roberto | ITA |

Qualification rule:

First 1 rider in each heat qualify to second round (on 16 Aug at 18:30).

Communiqué approved by the President of the Commissaires Panel:

.....

Note:
No records are kept for this event

Legend:
REL Relegated



LAOSHAN VELODROME
老山自行车馆
LAOSHAN VELODROME

SAT 星期六 SAM
16 AUG 2008
18:30

CYCLING TRACK
自行车 - 场地分项 / CYCLISME PISTE

MEN'S KEIRIN
男子凯林赛 / KEIRIN - HOMMES

SECOND ROUND
第2轮 / 2E TOUR DE COMPÉTITION



RESULTS

成绩公告 / RÉSULTATS

Communiqué no. 30

Race distance: 8 laps

| Heat | Rank | Race Number | Name | NOC Code |
|------|------|-------------|------------------------|----------|
| 1 | 1 | 80 | HOY Chris | GBR |
| | 2 | 9 | KELLY Shane | AUS |
| | 3 | 73 | TOURNANT Arnaud | FRA |
| | 4 | 125 | NG Josiah | MAS |
| | 5 | 63 | BAUGE Gregory | FRA |
| | 6 | 3 | BAYLEY Ryan | AUS |
| 2 | 1 | 79 | EDGAR Ross | GBR |
| | 2 | 114 | NAGAI Kiyofumi | JPN |
| | 3 | 90 | BERGEMANN Carsten | GER |
| | 4 | 123 | AWANG Mohd Azizulhasni | MAS |
| | DNF | 128 | BOS Theo | NED |
| | DNF | 152 | KUCZYNSKI Kamil | POL |

Qualification rule:

First 3 riders in each heat qualify to final 1-6 (on 16 Aug at 19:20) and the others to final 7-12 (on 16 Aug at 19:15).

Communiqué approved by the President of the Commissaires Panel:

.....

Note:
No records are kept for this event

Legend:
DNF Did Not Finish



RESULTS AND FINAL CLASSIFICATION

成绩公告 / RÉSULTATS ET CLASSEMENT FINAL

Communiqué no. 34

Race distance: 8 laps

| Heat | Rank | Race Number | Name | NOC Code |
|------------|------|-----------------|-------------------------|----------|
| Final 1-6 | 1 | 80 | HOY Chris | GBR |
| | 2 | 79 | EDGAR Ross | GBR |
| | 3 | 114 | NAGAI Kiyofumi | JPN |
| | 4 | 9 | KELLY Shane | AUS |
| | 5 | 90 | BERGEMANN Carsten | GER |
| | 6 | 73 | TOURNANT Arnaud | FRA |
| Final 7-12 | 7 | 63 | BAUGE Gregory | FRA |
| | 8 | 3 | BAYLEY Ryan | AUS |
| | 9 | 125 | NG Josiah | MAS |
| | 10 | 123 | AWANG Mohd Azizulhasni | MAS |
| | 11 | 152 | KUCZYNSKI Kamil | POL |
| | DNS | 128 | BOS Theo | NED |
| | 13 | 43 | SPICKA Denis | CZE |
| | 13 | 94 | LEVY Maximilian | GER |
| | 13 | 100 | VOLIKAKIS Christos | GRE |
| | 13 | 180 | VYNOKUROV Andrii | UKR |
| | 17 | 26 | FENG Yong | CHN |
| | 17 | 98 | MANTZOURANIS Athanasios | GRE |
| | 17 | 110 | LYNCH Ricardo | JAM |
| | 17 | 156 | DMITRIEV Denis | RUS |
| | 21 | 111 | FUSHIMI Toshiaki | JPN |
| | 21 | 133 | MULDER Teun | NED |
| | 21 | 155 | POLYNSKIY Sergey | RUS |
| | 21 | 188 | MASSIE Gideon | USA |
| 25 | 105 | CHIAPPA Roberto | ITA | |

Communiqué approved by the President of the Commissaires Panel:

.....

Note:
No records are kept for this event

Legend:
DNS Did Not Start



OFFICIAL COMMUNICATION

官方通告 / COMMUNICATION OFFICIELLE

Communiqué No. 39

**UCI Technical Delegate Communiqué
RELEGATION**

Men's Keirin First Round

No. 105 CHIAPPA Roberto (ITA)

RELEGATION: for going down too quickly after overtaking his opponent.

Communiqué approved by the President of the Commissaires Panel:

Issued by: UCI Technical Delegate
Time: 17:17
Date: 16 AUG 2008

This decision affects:

RESULTS
SCHEDULE
OTHER

Note: For more details contact UCI Technical Delegate


ENTRY LIST BY EVENT As of 17 AUG 2008

按小项的报名名单 / LISTE DES INSCRITS PAR ÉPREUVE

| NOC | Name | Date of Birth |
|----------------------|-------------------------|---------------|
| AUS - Australia | BAYLEY Ryan | 9 Mar 1982 |
| | ELLIS Daniel | 7 Oct 1988 |
| | FRENCH Mark | 13 Oct 1984 |
| | KELLY Shane | 7 Jan 1972 |
| CHN - China | FENG Yong | 19 Dec 1985 |
| | LI Wenhao | 26 May 1989 |
| | ZHANG Lei | 4 Apr 1981 |
| CZE - Czech Republic | BABEK Tomas | 4 Jun 1987 |
| | PTACNIK Adam | 4 Dec 1985 |
| | SPICKA Denis | 29 Aug 1988 |
| FRA - France | BAUGE Gregory | 31 Jan 1985 |
| | BOURGAIN Mickael | 28 May 1980 |
| | SIREAU Kevin | 18 Apr 1987 |
| | TOURNANT Arnaud | 5 Apr 1978 |
| GBR - Great Britain | HOY Chris | 23 Mar 1976 |
| | KENNY Jason | 23 Mar 1988 |
| | STAFF Jamie | 30 Apr 1973 |
| GER - Germany | ENDERS Rene | 13 Feb 1987 |
| | LEVY Maximilian | 26 Jun 1987 |
| | NIMKE Stefan | 1 Mar 1978 |
| GRE - Greece | MANTZOURANIS Athanasios | 11 Apr 1982 |
| | REPPAS Vasileios | 4 Nov 1988 |
| | VOUKELATOS Panagiotis | 7 Apr 1983 |
| JPN - Japan | NAGAI Kiyofumi | 18 May 1983 |
| | NAGATSUKA Tomohiro | 28 Nov 1978 |
| | WATANABE Kazunari | 12 Aug 1983 |
| MAS - Malaysia | AWANG Mohd Azizulhasni | 5 Jan 1988 |
| | NG Josiah | 2 Feb 1980 |
| | TISIN Mohd Rizal | 20 Jun 1984 |
| NED - Netherlands | BOS Theo | 22 Aug 1983 |
| | MULDER Teun | 18 Jun 1981 |
| | VELDT Tim | 14 Feb 1984 |
| POL - Poland | BIELECKI Maciej | 19 May 1987 |
| | KUCZYNSKI Kamil | 23 Mar 1985 |
| | KWIATKOWSKI Lukasz | 29 May 1982 |
| RUS - Russian Fed. | DMITRIEV Denis | 23 Mar 1986 |
| | KUCHEROV Sergey | 18 Jul 1980 |
| | POLYNSKIY Sergey | 16 Sep 1981 |
| USA - United States | BLATCHFORD Michael | 29 Jan 1986 |
| | DUVENDECK Adam | 28 Oct 1981 |
| | MASSIE Gideon | 27 Aug 1981 |

 Communiqué approved by the President of the Commissaires Panel:



ENTRY LIST BY EVENT As of 17 AUG 2008

按小项的报名名单 / LISTE DES INSCRITS PAR ÉPREUVE

| NOC | Name | Date of Birth |
|-----|------|---------------|
|-----|------|---------------|

Note:
All corrections and updates are available in INFO.



RESULTS

成绩公告 / RÉSULTATS

Communiqué no. 8

Race distance: 3 laps

| Rank | NOC / Name | Lap 1 | Lap 2 | Time | Speed |
|------|-----------------------------|-------------|-------------|---------------|--------|
| | | | Lap 1-2 | Lap 2-3 | Km/h |
| 1 | GBR - Great Britain | 17.198 (1) | 29.753 (1) | 42.950 | 62.863 |
| | 80 HOY Chris | | 12.555 (1) | 13.197 (1) | |
| | 81 KENNY Jason | | | | |
| | 84 STAFF Jamie | | | | |
| 2 | FRA - France | 17.419 (2) | 30.112 (2) | 43.541 | 62.010 |
| | 63 BAUGE Gregory | | 12.693 (2) | 13.429 (3) | |
| | 72 SIREAU Kevin | | | | |
| | 73 TOURNANT Arnaud | | | | |
| 3 | GER - Germany | 17.509 (3) | 30.536 (3) | 44.197 | 61.090 |
| | 91 ENDERS Rene | | 13.027 (4) | 13.661 (6) | |
| | 94 LEVY Maximilian | | | | |
| | 95 NIMKE Stefan | | | | |
| 4 | NED - Netherlands | 17.650 (5) | 30.617 (4) | 44.213 | 61.068 |
| | 128 BOS Theo | | 12.967 (3) | 13.596 (5) | |
| | 133 MULDER Teun | | | | |
| | 138 VELDT Tim | | | | |
| 5 | AUS - Australia | 17.542 (4) | 30.634 (5) | 44.335 | 60.899 |
| | 6 ELLIS Daniel | | 13.092 (5) | 13.701 (7) | |
| | 7 FRENCH Mark | | | | |
| | 9 KELLY Shane | | | | |
| 6 | JPN - Japan | 17.751 (7) | 30.868 (6) | 44.454 | 60.736 |
| | 114 NAGAI Kiyofumi | | 13.117 (6) | 13.586 (4) | |
| | 115 NAGATSUKA Tomohiro | | | | |
| | 116 WATANABE Kazunari | | | | |
| 7 | MAS - Malaysia | 18.019 (11) | 31.324 (9) | 44.725 | 60.368 |
| | 123 AWANG Mohd Azizulhasni | | 13.305 (8) | 13.401 (2) | |
| | 125 NG Josiah | | | | |
| | 126 TISIN Mohd Rizal | | | | |
| 8 | USA - United States | 17.984 (10) | 31.251 (8) | 45.346 | 59.542 |
| | 183 BLATCHFORD Michael | | 13.267 (7) | 14.095 (11) | |
| | 184 DUVENDECK Adam | | | | |
| | 188 MASSIE Giddeon | | | | |
| 9 | CHN - China | 18.168 (12) | 31.675 (12) | 45.556 | 59.267 |
| | 26 FENG Yong | | 13.507 (11) | 13.881 (10) | |
| | 27 LI Wenhao | | | | |
| | 28 ZHANG Lei | | | | |
| 10 | GRE - Greece | 17.834 (8) | 31.467 (10) | 45.645 | 59.152 |
| | 98 MANTZOURANIS Athanasios | | 13.633 (13) | 14.178 (12) | |
| | 99 REPPAS Vasileios | | | | |
| | 101 VOUKELATOS Panagiotis | | | | |
| 11 | CZE - Czech Republic | 18.533 (13) | 31.903 (13) | 45.678 | 59.109 |
| | 39 BABEK Tomas | | 13.370 (9) | 13.775 (9) | |
| | 42 PTACNIK Adam | | | | |
| | 43 SPICKA Denis | | | | |



RESULTS

成绩公告 / RÉSULTATS

Communiqué no. 8

Race distance: 3 laps

| Rank | NOC / Name | Lap 1 | Lap 2 | Time | Speed |
|------|--------------------------|------------|-------------|---------------|--------|
| | | | Lap 1-2 | Lap 2-3 | Km/h |
| 12 | RUS - Russia Fed. | 17.730 (6) | 31.100 (7) | 45.964 | 58.741 |
| | 155 POLYNSKIY Sergey | | 13.370 (9) | 14.864 (13) | |
| | 156 DMITRIEV Denis | | | | |
| | 160 KUCHEROV Sergey | | | | |
| 13 | POL - Poland | 17.906 (9) | 31.494 (11) | REL | |
| | 151 BIELECKI Maciej | | 13.588 (12) | 13.772 (8) | |
| | 152 KUCZYNSKI Kamil | | | | |
| | 153 KWIATKOWSKI Lukasz | | | | |

Qualification rule:

Fastest 8 teams qualify for the first round (on 15 Aug at 17:45)

Communiqué approved by the President of the Commissaires Panel:

.....

Note:
Because of variable track lengths there are no records kept for this event

Legend:
REL Relagated



RESULTS

成绩公告 / RÉSULTATS

Communiqué no. 11

Race distance: 3 laps

| Heat | Rank | NOC / Name | Lap 1 | Lap 2 | Time | Speed | |
|------------------------|----------------------------|--------------------------|----------------------------|------------|---------------|---------------|--------|
| | | | | Lap 1-2 | Lap 2-3 | Km/h | |
| 1 | 1 | AUS - Australia | 17.490 (1) | 30.462 (1) | 44.090 | 61.238 | |
| | | 3 BAYLEY Ryan | | 12.972 (1) | 13.628 (1) | | |
| | | 6 ELLIS Daniel | | | | | |
| | | 7 FRENCH Mark | | | | | |
| | 2 | NED - Netherlands | 17.575 (2) | 30.582 (2) | 44.212 | 61.069 | |
| | | 128 BOS Theo | | 13.007 (2) | 13.630 (2) | | |
| | | 133 MULDER Teun | | | | | |
| | 2 | 1 | GER - Germany | 17.355 (1) | 30.274 (1) | 43.699 | 61.786 |
| | | | 91 ENDERS Rene | | 12.919 (1) | 13.425 (1) | |
| | | | 94 LEVY Maximilian | | | | |
| 2 | | JPN - Japan | 17.728 (2) | 30.839 (2) | 44.437 | 60.760 | |
| | | 114 NAGAI Kiyofumi | | 13.111 (2) | 13.598 (2) | | |
| | | 115 NAGATSUKA Tomohiro | | | | | |
| 3 | | 1 | FRA - France | 17.389 (1) | 30.056 (1) | 43.656 | 61.847 |
| | | | 63 BAUGE Gregory | | 12.667 (1) | 13.600 (2) | |
| | | | 64 BOURGAIN Mickael | | | | |
| | | 2 | MAS - Malaysia | 18.092 (2) | 31.368 (2) | 44.822 | 60.238 |
| | 123 AWANG Mohd Azizulhasni | | | 13.276 (2) | 13.454 (1) | | |
| | 125 NG Josiah | | | | | | |
| | 4 | 1 | GBR - Great Britain | 17.308 (1) | 29.925 (1) | 43.034 | 62.741 |
| | | | 80 HOY Chris | | 12.617 (1) | 13.109 (1) | |
| | | | 81 KENNY Jason | | | | |
| | | 2 | USA - United States | 17.948 (2) | 31.195 (2) | 45.423 | 59.441 |
| 183 BLATCHFORD Michael | | | | 13.247 (2) | 14.228 (2) | | |
| 184 DUVENDECK Adam | | | | | | | |
| | | | 188 MASSIE Giddeon | | | | |

Qualification rule:

Fastest two winners race for gold (on 15 Aug at 18:45), and the other two winners race for bronze (on 15 Aug at 18:40). Losers are classified from the 5th to the 8th place based upon their time from first round.

Communiqué approved by the President of the Commissaires Panel:

.....

Note:

Because of variable track lengths there are no records kept for this event



RESULTS AND FINAL CLASSIFICATION
最终成绩和排名 / RÉSULTATS ET CLASSEMENT FINAL

Communiqué no. 14

Race distance: 3 laps

| | Rank | NOC / Name | Lap 1 | Lap 2 | Time | Speed |
|--------|------|----------------------------|------------|------------|---------------|--------|
| | | | | Lap 1-2 | Lap 2-3 | Km/h |
| GOLD | 1 | GBR - Great Britain | 17.136 (1) | 29.737 (1) | 43.128 | 62.604 |
| | | 80 HOY Chris | | 12.601 (1) | 13.391 (1) | |
| | | 81 KENNY Jason | | | | |
| | | 84 STAFF Jamie | | | | |
| SILVER | 2 | FRA - France | 17.377 (2) | 30.169 (2) | 43.651 | 61.854 |
| | | 63 BAUGE Gregory | | 12.792 (2) | 13.482 (2) | |
| | | 72 SIREAU Kevin | | | | |
| | | 73 TOURNANT Arnaud | | | | |
| BRONZE | 3 | GER - Germany | 17.733 (2) | 30.678 (2) | 44.014 | 61.344 |
| | | 91 ENDERS Rene | | 12.945 (1) | 13.336 (1) | |
| | | 94 LEVY Maximilian | | | | |
| | | 95 NIMKE Stefan | | | | |
| | 4 | AUS - Australia | 17.576 (1) | 30.553 (1) | 44.022 | 61.332 |
| | | 3 BAYLEY Ryan | | 12.977 (2) | 13.469 (2) | |
| | | 6 ELLIS Daniel | | | | |
| | | 7 FRENCH Mark | | | | |
| | 5 | NED - Netherlands | | | | |
| | 6 | JPN - Japan | | | | |
| | 7 | MAS - Malaysia | | | | |
| | 8 | USA - United States | | | | |
| | 9 | CHN - China | | | | |
| | 10 | GRE - Greece | | | | |
| | 11 | CZE - Czech Republic | | | | |
| | 12 | RUS - Russia Fed. | | | | |
| | 13 | POL - Poland | | | | |

Communiqué approved by the President of the Commissaires Panel:

.....

Note:
Because of variable track lengths there are no records kept for this event



OFFICIAL COMMUNICATION

官方通告 / COMMUNICATION OFFICIELLE

Communiqué No. 21

**Men's Team Sprint Qualifying
Decision**

RELEGATION

Team Poland
for deliberately riding on the blue band during the race

Communiqué approved by the President of the Commissaires Panel:

Issued by: UCI Technical Delegate Communiqué
Time: 17:07
Date: 15 AUG 2008

This decision affects:

RESULTS
SCHEDULE
OTHER

Note: For more details contact UCI Technical Delegate

**ENTRY LIST BY EVENT** As of 17 AUG 2008

按小项的报名名单 / LISTE DES INSCRITS PAR ÉPREUVE

| NOC | Name | Date of Birth |
|---------------------|------------------------------------|----------------------------|
| AUS - Australia | LANCASTER Brett McGEE Bradley | 15 Nov 1979 24 Feb 1976 |
| COL - Colombia | ALZATE Carlos | 23 Mar 1983 |
| ESP - Spain | ESCOBAR Sergi TAULER Antonio | 22 Sep 1974 11 Apr 1974 |
| FRA - France | SANCHEZ Fabien | 30 Mar 1983 |
| GBR - Great Britain | BURKE Steven WIGGINS Bradley | 4 Mar 1988 28 Apr 1980 |
| IRL - Ireland | O'LOUGHLIN David | 29 Apr 1978 |
| MDA - Moldova | PLIUSCHIN Alexandr | 13 Jan 1987 |
| NED - Netherlands | HUIZENGA Jenning MOURIS Jens | 29 Mar 1984 12 Mar 1980 |
| NZL - New Zealand | ROULSTON Hayden | 10 Jan 1981 |
| RUS - Russian Fed. | MARKOV Alexei SEROV Alexander | 26 May 1979 12 Nov 1982 |
| UKR - Ukraine | DYUDYA Volodymyr POPKOV Vitaliy | 6 Jan 1983 16 Jun 1983 |
| USA - United States | PHINNEY Taylor | 27 Jun 1990 |

Communiqué approved by the President of the Commissaires Panel:

.....

Note:
All corrections and updates are available in INFO.



RESULTS

成绩公告 / RÉSULTATS

Communiqué no. 9

Race distance: 4000m

| | | | | | |
|-----------------------|----------|----------------------|-----|------------------|-------------|
| World Record | 4:11.114 | BOARDMAN Christopher | GBR | Manchester (GBR) | 29 AUG 1996 |
| Olympic Record | 4:15.165 | WIGGINS Bradley | GBR | Athens (GRE) | 20 AUG 2004 |

| Rank | Race Number | Name | NOC Code | 1000m | 2000m | 3000m | Time | Speed |
|------|-------------|--------------------|----------|---------------|--------------------------------|--------------------------------|----------------------------------|-----------|
| | | | | | 1000-2000 | 2000-3000 | 3000-4000 | Km/h |
| 1 | 86 | WIGGINS Bradley | GBR | 1:07.466 (2) | 2:09.768 (1) 1:02.302 (1) | 3:12.225 (1) 1:02.457 (1) | 4:15.031 1:02.806 (2) | 56.463 OR |
| 2 | 146 | ROULSTON Hayden | NZL | 1:08.741 (6) | 2:11.534 (3) 1:02.793 (2) | 3:14.763 (3) 1:03.229 (2) | 4:18.990 1:04.227 (3) | 55.600 |
| 3 | 161 | MARKOV Alexei | RUS | 1:08.751 (7) | 2:11.734 (4) 1:02.983 (3) | 3:15.573 (4) 1:03.839 (3) | 4:21.498 1:05.925 (7) | 55.067 |
| 4 | 172 | DYUDYA Volodymyr | UKR | 1:07.106 (1) | 2:10.102 (2) 1:02.996 (4) | 3:14.683 (2) 1:04.581 (6) | 4:21.530 1:06.847 (9) | 55.060 |
| 5 | 76 | BURKE Steven | GBR | 1:09.796 (13) | 2:15.372 (15) 1:05.576 (16) | 3:19.616 (11) 1:04.244 (5) | 4:22.260 1:02.644 (1) | 54.907 |
| 6 | 59 | TAULER Antonio | ESP | 1:09.465 (10) | 2:12.834 (9) 1:03.369 (5) | 3:16.883 (5) 1:04.049 (4) | 4:22.462 1:05.579 (4) | 54.865 |
| 7 | 189 | PHINNEY Taylor | USA | 1:07.621 (3) | 2:12.173 (5) 1:04.552 (11) | 3:17.029 (6) 1:04.856 (8) | 4:22.860 1:05.831 (6) | 54.782 |
| 8 | 164 | SEROV Alexander | RUS | 1:09.399 (9) | 2:12.815 (8) 1:03.416 (6) | 3:17.655 (7) 1:04.840 (7) | 4:23.732 1:06.077 (8) | 54.600 |
| 9 | 12 | McGEE Bradley | AUS | 1:10.185 (14) | 2:14.126 (12) 1:03.941 (9) | 3:19.140 (10) 1:05.014 (9) | 4:26.084 1:06.944 (10) | 54.118 |
| 10 | 54 | ESCOBAR Sergi | ESP | 1:09.756 (12) | 2:13.344 (10) 1:03.588 (7) | 3:18.592 (9) 1:05.248 (11) | 4:26.102 1:07.510 (12) | 54.114 |
| 11 | 104 | O'LOUGHLIN David | IRL | 1:08.908 (8) | 2:12.807 (7) 1:03.899 (8) | 3:18.306 (8) 1:05.499 (13) | 4:26.102 1:07.796 (13) | 54.114 |
| 12 | 10 | LANCASTER Brett | AUS | 1:09.548 (11) | 2:14.917 (14) 1:05.369 (14) | 3:20.324 (14) 1:05.407 (12) | 4:26.139 1:05.815 (5) | 54.107 |
| 13 | 132 | MOURIS Jens | NED | 1:10.266 (15) | 2:14.820 (13) 1:04.554 (12) | 3:19.986 (13) 1:05.166 (10) | 4:27.445 1:07.459 (11) | 53.842 |
| 14 | 177 | POPKOV Vitaliy | UKR | 1:08.639 (5) | 2:12.642 (6) 1:04.003 (10) | 3:19.725 (12) 1:07.083 (14) | 4:30.321 1:10.596 (16) | 53.270 |
| 15 | 71 | SANCHEZ Fabien | FRA | 1:08.611 (4) | 2:13.942 (11) 1:05.331 (13) | 3:21.937 (15) 1:07.995 (15) | 4:33.100 1:11.163 (17) | 52.727 |
| 16 | 31 | ALZATE Carlos | COL | 1:10.349 (16) | 2:15.889 (16) 1:05.540 (15) | 3:24.795 (16) 1:08.906 (18) | 4:35.154 1:10.359 (15) | 52.334 |
| 17 | 127 | PLIUSCHIN Alexandr | MDA | 1:11.259 (18) | 2:17.980 (18) 1:06.721 (18) | 3:26.120 (18) 1:08.140 (16) | 4:35.438 1:09.318 (14) | 52.280 |
| 18 | 130 | HUIZENGA Jenning | NED | 1:10.390 (17) | 2:16.907 (17) 1:06.517 (17) | 3:25.584 (17) 1:08.677 (17) | 4:37.097 1:11.513 (18) | 51.967 |

Qualification rule:

Fastest 8 riders qualify for the first round (on 16 Aug at 16:30)



LAOSHAN VELODROME
老山自行车馆
LAOSHAN VELODROME

FRI 星期五 VEN
15 AUG 2008
16:55

CYCLING TRACK
自行车 - 场地分项 / CYCLISME PISTE
MEN'S INDIVIDUAL PURSUIT
男子个人追逐赛 / POURSUITE INDIVIDUELLE - HOMMES
QUALIFYING
资格赛 / QUALIFICATIONS



RESULTS

成绩公告 / RÉSULTATS

Communiqué no. 9

Race distance: 4000m

| | | | | | |
|-----------------------|----------|----------------------|-----|------------------|-------------|
| World Record | 4:11.114 | BOARDMAN Christopher | GBR | Manchester (GBR) | 29 AUG 1996 |
| Olympic Record | 4:15.165 | WIGGINS Bradley | GBR | Athens (GRE) | 20 AUG 2004 |

| Rank | Race Number | Name | NOC Code | 1000m | 2000m 1000-2000 | 3000m 2000-3000 | Time 3000-4000 | Speed Km/h |
|------|-------------|------|----------|-------|--------------------|--------------------|-------------------|---------------|
|------|-------------|------|----------|-------|--------------------|--------------------|-------------------|---------------|

Communiqué approved by the President of the Commissaires Panel:

.....

Legend:
OR Olympic Record





RESULTS

成绩公告 / RÉSULTATS

Communiqué no. 23

Race distance: 4000m

| | | | | | |
|-----------------------|----------|----------------------|-----|------------------|-------------|
| World Record | 4:11.114 | BOARDMAN Christopher | GBR | Manchester (GBR) | 29 AUG 1996 |
| Olympic Record | 4:15.031 | WIGGINS Bradley | GBR | Beijing (CHN) | 15 AUG 2008 |

| Heat | Rank | Race Number | Name | NOC Code | 1000m | 2000m | 3000m | Time | Speed |
|------|------|-------------|------------------|----------|--------------|--------------|--------------|-----------------|--------|
| | | | | | | 1000-2000 | 2000-3000 | | |
| 1 | 1 | 76 | BURKE Steven | GBR | 1:08.769 (2) | 2:12.867 (2) | 3:17.487 (2) | 4:21.558 | 55.054 |
| | 2 | 172 | DYUDYA Volodymyr | UKR | 1:07.625 (1) | 2:10.752 (1) | 3:15.828 (1) | 4:22.471 | 54.863 |
| 2 | 1 | 161 | MARKOV Alexei | RUS | 1:07.505 (1) | 2:10.552 (1) | 3:15.141 (1) | 4:22.308 | 54.897 |
| | 2 | 59 | TAULER Antonio | ESP | 1:09.634 (2) | 2:13.409 (2) | 3:18.432 (2) | 4:24.974 | 54.344 |
| 3 | 1 | 146 | ROULSTON Hayden | NZL | 1:08.762 (1) | 2:11.860 (1) | 3:15.330 (1) | 4:19.232 | 55.548 |
| | 2 | 189 | PHINNEY Taylor | USA | 1:08.831 (2) | 2:13.935 (2) | 3:20.122 (2) | 4:26.644 | 54.004 |
| 4 | 1 | 86 | WIGGINS Bradley | GBR | 1:08.042 (1) | 2:10.880 (1) | 3:13.822 (1) | 4:16.571 | 56.124 |
| | 2 | 164 | SEROV Alexander | RUS | 1:09.248 (2) | 2:13.541 (2) | 3:19.124 (2) | 4:25.391 | 54.259 |

Qualification rule:

Fastest two winners race for gold (on 16 Aug at 18:55), and the other two winners race for bronze (on 16 Aug at 18:50). Losers are classified from the 5th to the 8th place based upon their time from first round.

Communiqué approved by the President of the Commissaires Panel:



RESULTS AND FINAL CLASSIFICATION

最终成绩和排名 / RÉSULTATS ET CLASSEMENT FINAL

Communiqué no. 32

Race distance: 4000m

| | | | | | |
|-----------------------|----------|----------------------|-----|------------------|-------------|
| World Record | 4:11.114 | BOARDMAN Christopher | GBR | Manchester (GBR) | 29 AUG 1996 |
| Olympic Record | 4:15.031 | WIGGINS Bradley | GBR | Beijing (CHN) | 15 AUG 2008 |

| Rank | Race Number | Name | NOC Code | 1000m | 2000m | 3000m | Time | Speed |
|--------|-------------|------------------------|----------|--------------|------------------------------|------------------------------|---------------------------------|--------|
| | | | | | 1000-2000 | 2000-3000 | 3000-4000 | Km/h |
| GOLD | 1 | 86 WIGGINS Bradley | GBR | 1:08.794 (2) | 2:11.598 (1) 1:02.804 (1) | 3:14.468 (1) 1:02.870 (1) | 4:16.977 1:02.509 (1) | 56.036 |
| SILVER | 2 | 146 ROULSTON Hayden | NZL | 1:08.415 (1) | 2:11.666 (2) 1:03.251 (2) | 3:15.709 (2) 1:04.043 (2) | 4:19.611 1:03.902 (2) | 55.467 |
| BRONZE | 3 | 76 BURKE Steven | GBR | 1:08.822 (1) | 2:14.813 (2) 1:05.991 (2) | 3:18.762 (2) 1:03.949 (1) | 4:20.947 1:02.185 (1) | 55.183 |
| | 4 | 161 MARKOV Alexei | RUS | 1:09.559 (2) | 2:13.904 (1) 1:04.345 (1) | 3:18.480 (1) 1:04.576 (2) | 4:24.149 1:05.669 (2) | 54.514 |
| | 5 | 172 DYUDYA Volodymyr | UKR | | | | | |
| | 6 | 59 TAULER Antonio | ESP | | | | | |
| | 7 | 189 PHINNEY Taylor | USA | | | | | |
| | 8 | 164 SEROV Alexander | RUS | | | | | |
| | 9 | 12 McGEE Bradley | AUS | | | | | |
| | 10 | 54 ESCOBAR Sergi | ESP | | | | | |
| | 11 | 104 O'LOUGHLIN David | IRL | | | | | |
| | 12 | 10 LANCASTER Brett | AUS | | | | | |
| | 13 | 132 MOURIS Jens | NED | | | | | |
| | 14 | 177 POPKOV Vitaliy | UKR | | | | | |
| | 15 | 71 SANCHEZ Fabien | FRA | | | | | |
| | 16 | 31 ALZATE Carlos | COL | | | | | |
| | 17 | 127 PLIUSCHIN Alexandr | MDA | | | | | |
| | 18 | 130 HUIZENGA Jenning | NED | | | | | |

Communiqué approved by the President of the Commissaires Panel:


ENTRY LIST BY EVENT As of 17 AUG 2008

按小项的报名名单 / LISTE DES INSCRITS PAR ÉPREUVE

| NOC | Name | Date of Birth |
|---------------------|---------------------------|---------------|
| AUS - Australia | BOBRIDGE Jack | 13 Jul 1989 |
| | JAMIESON Mark | 4 May 1984 |
| | McGEE Bradley | 24 Feb 1976 |
| | ROBERTS Luke | 25 Jan 1977 |
| COL - Colombia | ARANGO Juan Esteban | 9 Oct 1986 |
| | CASTRO Arles | 17 Jul 1979 |
| | FORERO Juan Pablo | 3 Aug 1983 |
| | PEREZ Jairo | 24 Mar 1973 |
| DEN - Denmark | CHRISTENSEN Michael Faerk | 14 Feb 1986 |
| | JOERGENSEN Casper | 20 Aug 1985 |
| | MADSEN Jens-Erik | 30 Mar 1981 |
| | RASMUSSEN Alex Nicki | 9 Jun 1984 |
| ESP - Spain | ESCOBAR Sergi | 22 Sep 1974 |
| | MAEZTU Asier | 14 Oct 1977 |
| | MIGUEL PARRA Antonio | 26 Dec 1982 |
| | MUNTANER David | 12 Jul 1983 |
| FRA - France | GAUDIN Damien | 20 Aug 1986 |
| | LADAGNOUS Matthieu | 12 Dec 1984 |
| | RIBLON Christophe | 17 Jan 1981 |
| | ROUSSEAU Nicolas | 16 Mar 1983 |
| GBR - Great Britain | CLANCY Ed | 12 Mar 1985 |
| | MANNING Paul | 6 Nov 1974 |
| | THOMAS Geraint | 25 May 1986 |
| | WIGGINS Bradley | 28 Apr 1980 |
| NED - Netherlands | HEIMANS Levi | 24 Jul 1985 |
| | MOURIS Jens | 12 Mar 1980 |
| | SLIPPENS Robert | 3 May 1975 |
| | STROETINGA Wim | 23 May 1985 |
| NZL - New Zealand | BEWLEY Sam | 22 Jul 1987 |
| | GOUGH Westley | 4 May 1988 |
| | RYAN Marc | 14 Oct 1982 |
| | SERGEANT Jesse | 8 Jul 1988 |
| RUS - Russian Fed. | MARKOV Alexei | 26 May 1979 |
| | PETROVSKIY Alexander | 3 Mar 1989 |
| | SEROV Alexander | 12 Nov 1982 |
| | TRUSOV Nikolay | 2 Jul 1985 |
| UKR - Ukraine | DYUDYA Volodymyr | 6 Jan 1983 |
| | POLATAYKO Lyubomyr | 21 Nov 1979 |
| | POLISHCHYUK Maksym | 15 Jun 1984 |
| | SHCHEDOV Vitaliy | 31 Jul 1987 |

 Communiqué approved by the President of the Commissaires Panel:

.....

Note:
All corrections and updates are available in INFO.



RESULTS

成绩公告 / RÉSULTATS

Communiqué no. 43

Race distance: 4000m

| | | | | |
|-----------------------|----------|---------------------|------------------|-------------|
| World Record | 3:56.322 | GBR - Great Britain | Manchester (GBR) | 27 MAR 2008 |
| Olympic Record | 3:56.610 | AUS - Australia | Athens (GRE) | 22 AUG 2004 |

| Rank | NOC / Name | 1000m | 2000m | 3000m | Time | Speed |
|----------|------------------------------|---------------|--------------|--------------|-----------------|--------|
| | | | 1000-2000 | 2000-3000 | 3000-4000 | Km/h |
| 1 | GBR - Great Britain | 1:03.663 (2) | 2:01.370 (1) | 2:59.107 (1) | 3:57.101 | 60.733 |
| | 78 CLANCY Ed | | 57.707 (1) | 57.737 (1) | 57.994 (1) | |
| | 82 MANNING Paul | | | | | |
| | 85 THOMAS Geraint | | | | | |
| | 86 WIGGINS Bradley | | | | | |
| 2 | NZL - New Zealand | 1:03.395 (1) | 2:01.725 (2) | 3:00.192 (2) | 3:59.277 | 60.181 |
| | 142 BEWLEY Sam | | 58.330 (3) | 58.467 (2) | 59.085 (2) | |
| | 143 GOUGH Westley | | | | | |
| | 147 RYAN Marc | | | | | |
| | 148 SERGENT Jesse | | | | | |
| 3 | AUS - Australia | 1:04.323 (4) | 2:02.539 (3) | 3:02.091 (3) | 4:02.041 | 59.494 |
| | 4 BOBRIDGE Jack | | 58.216 (2) | 59.552 (5) | 59.950 (5) | |
| | 8 JAMIESON Mark | | | | | |
| | 12 McGEE Bradley | | | | | |
| | 13 ROBERTS Luke | | | | | |
| 4 | DEN - Denmark | 1:04.568 (5) | 2:03.146 (4) | 3:02.305 (4) | 4:02.191 | 59.457 |
| | 45 CHRISTENSEN Michael Faerk | | 58.578 (4) | 59.159 (3) | 59.886 (4) | |
| | 47 JOERGENSEN Casper | | | | | |
| | 49 MADSEN Jens-Erik | | | | | |
| | 50 RASMUSSEN Alex Nicki | | | | | |
| 5 | FRA - France | 1:05.526 (7) | 2:04.819 (6) | 3:04.037 (6) | 4:03.679 | 59.094 |
| | 65 GAUDIN Damien | | 59.293 (5) | 59.218 (4) | 59.642 (3) | |
| | 67 LADAGNOUS Matthieu | | | | | |
| | 69 RIBLON Christophe | | | | | |
| | 70 ROUSSEAU Nicolas | | | | | |
| 6 | NED - Netherlands | 1:03.923 (3) | 2:03.227 (5) | 3:03.159 (5) | 4:04.806 | 58.822 |
| | 129 HEIMANS Levi | | 59.304 (6) | 59.932 (8) | 1:01.647 (7) | |
| | 132 MOURIS Jens | | | | | |
| | 135 SLIPPENS Robert | | | | | |
| | 136 STROETINGA Wim | | | | | |
| 7 | ESP - Spain | 1:06.752 (10) | 2:06.056 (9) | 3:05.898 (9) | 4:06.509 | 58.415 |
| | 54 ESCOBAR Sergi | | 59.304 (6) | 59.842 (6) | 1:00.611 (6) | |
| | 56 MAEZTU Asier | | | | | |
| | 57 MUNTANER David | | | | | |
| | 58 MIGUEL PARRA Antonio | | | | | |
| 8 | RUS - Russian Fed. | 1:05.508 (6) | 2:04.853 (7) | 3:04.751 (7) | 4:06.518 | 58.413 |
| | 161 MARKOV Alexei | | 59.345 (8) | 59.898 (7) | 1:01.767 (8) | |
| | 162 PETROVSKIY Alexander | | | | | |
| | 164 SEROV Alexander | | | | | |
| | 165 TRUSOV Nikolay | | | | | |
| 9 | UKR - Ukraine | 1:05.884 (8) | 2:05.498 (8) | 3:05.812 (8) | 4:07.883 | 58.091 |
| | 172 DYUDYA Volodymyr | | 59.614 (9) | 1:00.314 (9) | 1:02.071 (9) | |
| | 175 POLATAYKO Lyubomyr | | | | | |
| | 176 POLISHCHYUK Maksym | | | | | |
| | 179 SHCHEDOV Vitaliy | | | | | |



LAOSHAN VELODROME
老山自行车馆
LAOSHAN VELODROME

SUN 星期日 DIM
17 AUG 2008
10:00

CYCLING TRACK
自行车 - 场地分项 / CYCLISME PISTE

MEN'S TEAM PURSUIT
男子团体追逐赛 / POURSUITE PAR ÉQUIPES 4000 M - HOMMES

QUALIFYING
资格赛 / QUALIFICATIONS



RESULTS

成绩公告 / RÉSULTATS

Communiqué no. 43

Race distance: 4000m

| | | | | |
|-----------------------|----------|---------------------|------------------|-------------|
| World Record | 3:56.322 | GBR - Great Britain | Manchester (GBR) | 27 MAR 2008 |
| Olympic Record | 3:56.610 | AUS - Australia | Athens (GRE) | 22 AUG 2004 |

| Rank | NOC / Name | 1000m | 2000m | 3000m | Time | Speed |
|------|------------------------|--------------|---------------|---------------|-----------------|--------|
| | | | 1000-2000 | 2000-3000 | 3000-4000 | Km/h |
| 10 | COL - Colombia | 1:06.686 (9) | 2:06.769 (10) | 3:08.642 (10) | 4:11.397 | 57.279 |
| | 32 ARANGO Juan Esteban | | 1:00.083 (10) | 1:01.873 (10) | 1:02.755 (10) | |
| | 33 CASTRO Arles | | | | | |
| | 34 FORERO Juan Pablo | | | | | |
| | 35 PEREZ Jairo | | | | | |

Qualification rule:

Fastest 8 teams qualify for the first round (on 17 Aug at 18:25)

Communiqué approved by the President of the Commissaires Panel:

.....



RESULTS

成绩公告 / RÉSULTATS

Communiqué no. 60 Rectification 1

Race distance: 4000m

| | | | | |
|-----------------------|----------|---------------------|------------------|-------------|
| World Record | 3:56.322 | GBR - Great Britain | Manchester (GBR) | 27 MAR 2008 |
| Olympic Record | 3:56.610 | AUS - Australia | Athens (GRE) | 22 AUG 2004 |

| Heat | Rank | NOC / Name | 1000m | 2000m | 3000m | Time | Speed | |
|------|--------------------------|----------------------------|--------------|--------------|--------------|-----------------|-----------|------------|
| | | | | 1000-2000 | 2000-3000 | 3000-4000 | Km/h | |
| 1 | 1 | DEN - Denmark | 1:03.358 (1) | 2:00.650 (1) | 2:58.814 (1) | 3:56.831 | 60.802 | |
| | | 46 MOERKOEV Michael | | 57.292 (1) | 58.164 (1) | | | 58.017 (1) |
| | | 47 JOERGENSEN Casper | | | | | | |
| | | 49 MADSEN Jens-Erik | | | | | | |
| | | 50 RASMUSSEN Alex Nicki | | | | | | |
| | | FRA - France | | | | | | DSQ |
| | | 65 GAUDIN Damien | | | | | | |
| | | 67 LADAGNOUS Matthieu | | | | | | |
| | | 69 RIBLON Christophe | | | | | | |
| | | 70 ROUSSEAU Nicolas | | | | | | |
| 2 | 1 | AUS - Australia | 1:03.337 (1) | 2:00.903 (1) | 2:58.834 (1) | 3:58.633 | 60.343 | |
| | | 4 BOBRIDGE Jack | | 57.566 (1) | 57.931 (1) | | | 59.799 (1) |
| | | 5 BROWN Graeme | | | | | | |
| | | 8 JAMIESON Mark | | | | | | |
| | | 12 McGEE Bradley | | | | | | |
| | 2 | NED - Netherlands | 1:03.957 (2) | 2:02.925 (2) | 3:03.034 (2) | OVL | | |
| | 129 HEIMANS Levi | | 58.968 (2) | 1:00.109 (2) | | | | |
| | 132 MOURIS Jens | | | | | | | |
| | 135 SLIPPENS Robert | | | | | | | |
| | 136 STROETINGA Wim | | | | | | | |
| 3 | 1 | NZL - New Zealand | 1:03.737 (1) | 2:01.169 (1) | 2:58.357 (1) | 3:57.536 | 60.622 | |
| | | 142 BEWLEY Sam | | 57.432 (1) | 57.188 (1) | | | 59.179 (1) |
| | | 146 ROULSTON Hayden | | | | | | |
| | | 147 RYAN Marc | | | | | | |
| | | 148 SERGENT Jesse | | | | | | |
| | 2 | ESP - Spain | 1:06.576 (2) | 2:06.112 (2) | | OVL | | |
| | 54 ESCOBAR Sergi | | 59.536 (2) | | | | | |
| | 56 MAEZTU Asier | | | | | | | |
| | 57 MUNTANER David | | | | | | | |
| | 58 MIGUEL PARRA Antonio | | | | | | | |
| 4 | 1 | GBR - Great Britain | 1:03.308 (1) | 2:00.624 (1) | 2:57.664 (1) | 3:55.202 | 61.223 WR | |
| | | 78 CLANCY Ed | | 57.316 (1) | 57.040 (1) | | | 57.538 (1) |
| | | 82 MANNING Paul | | | | | | |
| | | 85 THOMAS Geraint | | | | | | |
| | | 86 WIGGINS Bradley | | | | | | |
| | 2 | RUS - Russian Fed. | 1:04.800 (2) | 2:04.130 (2) | 3:04.885 (2) | OVL | | |
| | 158 KOVALEV Evgeny | | 59.330 (2) | 1:00.755 (2) | | | | |
| | 161 MARKOV Alexei | | | | | | | |
| | 162 PETROVSKIY Alexander | | | | | | | |
| | 164 SEROV Alexander | | | | | | | |

Qualification rule:

Fastest two winners race for gold (on 18 Aug at 18:20), and the other two winners race for bronze (on 18 Aug at 18:15). Losers are classified from the 5th to the 8th place based upon their time from first round.



LAOSHAN VELODROME
老山自行车馆
LAOSHAN VELODROME

SUN 星期日 DIM
17 AUG 2008
18:25

CYCLING TRACK
自行车 - 场地分项 / CYCLISME PISTE

MEN'S TEAM PURSUIT
男子团体追逐赛 / POURSUITE PAR ÉQUIPES 4000 M - HOMMES

FIRST ROUND
第1轮 / 1ER TOUR DE COMPÉTITION



RESULTS

成绩公告 / RÉSULTATS

Communiqué no. 60 Rectification 1

Race distance: 4000m

| | | | | |
|-----------------------|----------|---------------------|------------------|-------------|
| World Record | 3:56.322 | GBR - Great Britain | Manchester (GBR) | 27 MAR 2008 |
| Olympic Record | 3:56.610 | AUS - Australia | Athens (GRE) | 22 AUG 2004 |

| Heat | Rank | NOC / Name | 1000m | 2000m | 3000m | Time | Speed |
|------|------|------------|-------|-----------|-----------|-----------|-------|
| | | | | 1000-2000 | 2000-3000 | 3000-4000 | Km/h |

Communiqué approved by the President of the Commissaires Panel:

The final time for Great Britain has been electronically verified at 3:55:202
French team is disqualified

| | | | | | | |
|------------|--------------|------------|-----------|-----------|--------------|--|
| Legend: | | | | | | |
| DSQ | Disqualified | OVL | Overlaped | WR | World Record | |





RESULTS AND FINAL CLASSIFICATION
最终成绩和排名 / RÉSULTATS ET CLASSEMENT FINAL

Communiqué no. 76

Race distance: 4000m

| | | | | |
|-----------------------|----------|---------------------|---------------|-------------|
| World Record | 3:55.202 | GBR - Great Britain | Beijing (CHN) | 17 AUG 2008 |
| Olympic Record | 3:55.202 | GBR - Great Britain | Beijing (CHN) | 17 AUG 2008 |

| | Rank | NOC / Name | 1000m | 2000m | 3000m | Time | Speed |
|--------|------|----------------------------|--------------|--------------|--------------|-----------------|-----------|
| | | | | 1000-2000 | 2000-3000 | 3000-4000 | Km/h |
| GOLD | 1 | GBR - Great Britain | 1:02.828 (1) | 1:59.582 (1) | 2:56.509 (1) | 3:53.314 | 61.719 WR |
| | | 78 CLANCY Ed | | 56.754 (1) | 56.927 (1) | 56.805 (1) | |
| | | 82 MANNING Paul | | | | | |
| | | 85 THOMAS Geraint | | | | | |
| | | 86 WIGGINS Bradley | | | | | |
| SILVER | 2 | DEN - Denmark | 1:03.449 (2) | 2:01.098 (2) | 3:00.425 (2) | 4:00.040 | 59.990 |
| | | 46 MOERKOEV Michael | | 57.649 (2) | 59.327 (2) | 59.615 (2) | |
| | | 47 JOERGENSEN Casper | | | | | |
| | | 49 MADSEN Jens-Erik | | | | | |
| | | 50 RASMUSSEN Alex Nicki | | | | | |
| BRONZE | 3 | NZL - New Zealand | 1:03.516 (1) | 2:00.918 (1) | 2:58.856 (1) | 3:57.776 | 60.561 |
| | | 142 BEWLEY Sam | | 57.402 (2) | 57.938 (1) | 58.920 (1) | |
| | | 146 ROULSTON Hayden | | | | | |
| | | 147 RYAN Marc | | | | | |
| | | 148 SERGENT Jesse | | | | | |
| | 4 | AUS - Australia | 1:03.731 (2) | 2:01.118 (2) | 2:59.531 (2) | 3:59.006 | 60.249 |
| | | 4 BOBRIDGE Jack | | 57.387 (1) | 58.413 (2) | 59.475 (2) | |
| | | 5 BROWN Graeme | | | | | |
| | | 8 JAMIESON Mark | | | | | |
| | | 13 ROBERTS Luke | | | | | |
| | 5 | NED - Netherlands | | | | | |
| | 6 | RUS - Russian Fed. | | | | | |
| | 7 | ESP - Spain | | | | | |
| | 8 | - | | | | | |
| | 9 | UKR - Ukraine | | | | | |
| | 10 | COL - Colombia | | | | | |

Communiqué approved by the President of the Commissaires Panel:

Rank 8 France (FRA) has been disqualified

Legend:
WR World Record



OFFICIAL COMMUNICATION

官方通告 / COMMUNICATION OFFICIELLE

Communiqué No. 72

**UCI Technical Delegate Communique
DISQUALIFICATION**

Men's Team Pursuit First Round

Team French

Disqualification for not respecting red flag when the opposing team has passed. Article 3.2.097

Communiqué approved by the President of the Commissaires Panel:

Issued by: UCI Technical Delegate
Time: 19:12
Date: 17 AUG 2008

This decision affects:

RESULTS
SCHEDULE
OTHER

Note: Warning was changed for Disqualification, for more details contact UCI Technical Delegate



ENTRY LIST BY EVENT As of 17 AUG 2008

按小项的报名名单 / LISTE DES INSCRITS PAR ÉPREUVE

| NOC | Name | Date of Birth |
|----------------------|-----------------------|---------------|
| ARG - Argentina | CURUCHET Juan Esteban | 4 Feb 1965 |
| AUS - Australia | MEYER Cameron | 11 Aug 1988 |
| BEL - Belgium | KEISSE Iljo | 21 Dec 1982 |
| BLR - Belarus | KIRYIENKA Vasili | 28 Jun 1981 |
| CAN - Canada | BELL Zachary | 14 Nov 1982 |
| CHI - Chile | ARRIAGADA Marco | 30 Oct 1975 |
| CZE - Czech Republic | KADLEC Milan | 13 Oct 1974 |
| DEN - Denmark | KREUTZFELDT Daniel | 19 Nov 1987 |
| ESP - Spain | LLANERAS Joan | 17 May 1969 |
| FRA - France | RIBLON Christophe | 17 Jan 1981 |
| GBR - Great Britain | NEWTON Chris | 29 Sep 1973 |
| GER - Germany | KLUGE Roger | 5 Feb 1986 |
| HKG - Hong Kg, China | WONG Kam Po | 13 Mar 1973 |
| ITA - Italy | CICCONE Angelo | 7 Jul 1980 |
| JPN - Japan | IIJIMA Makoto | 12 Feb 1971 |
| NED - Netherlands | SCHEP Peter | 8 Mar 1977 |
| NZL - New Zealand | HENDERSON Greg | 10 Sep 1976 |
| POL - Poland | RATAJCZYK Rafal | 5 Apr 1983 |
| RUS - Russian Fed. | IGNATYEV Mikhail | 7 May 1985 |
| TPE - Chinese Taipei | FENG Chun-Kai | 2 Nov 1988 |
| UKR - Ukraine | RYBIN Volodymyr | 14 Sep 1980 |
| URU - Uruguay | WYNANTS Milton Ariel | 29 Mar 1972 |
| USA - United States | LEA Bobby | 17 Oct 1983 |

Communiqué approved by the President of the Commissaires Panel:

.....

Note:
All corrections and updates are available in INFO.



RESULTS

成绩公告 / RÉSULTATS

Communiqué no. 28

Race distance: 160 laps (40km) with 16 sprints

Elapsed time: 45:14.480

Average Speed: 53.048 Km/h

| Rank | Race No | Name | NOC Code | Sprint Number | | | | | | | | | | | | | | | | Finish Order | Lap Points | | | Total Points | | |
|------|---------|-----------------------|----------|---------------|---|---|---|---|---|---|---|---|----|----|----|----|----|----|----|--------------|------------|----|---------|--------------|-----|-----|
| | | | | 1 | 2 | 3 | 4 | 5 | 6 | 7 | 8 | 9 | 10 | 11 | 12 | 13 | 14 | 15 | 16 | | + | - | Balance | | | |
| 1 | 11 | LLANERAS Joan | ESP | | | | | | | | 5 | 5 | 2 | | | | 5 | 1 | 2 | | 11 | 40 | | 40 | 60 | |
| 2 | 18 | KLUGE Roger | GER | | 3 | 1 | | | 5 | 2 | | | | | | | | 2 | | 5 | | 1 | 40 | | 40 | 58 |
| 3 | 10 | NEWTON Chris | GBR | 1 | | | | 3 | | 5 | | | | | | | 3 | | 1 | 3 | | 2 | 40 | | 40 | 56 |
| 4 | 4 | MEYER Cameron | AUS | | | | | | 1 | 5 | 2 | | | | | | 1 | | 5 | 2 | | 3 | 20 | | 20 | 36 |
| 5 | 1 | KIRYIENKA Vasili | BLR | | | 2 | 2 | | | | | | | | | | 3 | | 2 | 5 | | 19 | 20 | | 20 | 34 |
| 6 | 12 | KREUTZFELDT Daniel | DEN | | | | 1 | | 3 | 1 | 3 | | | | | | | | | | 1 | 4 | 20 | | 20 | 29 |
| 7 | 15 | BELL Zachary | CAN | 2 | | | | | | | | | | | | 5 | | | | | | 6 | 20 | | 20 | 27 |
| 8 | 16 | IJIMA Makoto | JPN | | | | | | | 3 | | | | | | | | | | | | 10 | 20 | | 20 | 23 |
| 9 | 6 | KADLEC Milan | CZE | | | | | | | 2 | | | | | | | | | | | | 8 | 20 | | 20 | 22 |
| 10 | 5 | HENDERSON Greg | NZL | 3 | | | | 2 | | | | 2 | | | | | | | 3 | 3 | | 5 | | | | 13 |
| 11 | 7 | RATAJCZYK Rafal | POL | | 5 | | | 5 | | | | | | | | | | | | | | 21 | | | | 10 |
| 12 | 13 | KEISSE Iljo | BEL | | 1 | | | | | | | 1 | 1 | | 5 | | | | | | | 7 | | | | 8 |
| 13 | 17 | CICCONE Angelo | ITA | | | 3 | 5 | | | | | | | | | | | | | | | 13 | | | | 8 |
| 14 | 22 | RYBIN Volodymyr | UKR | | | 5 | 3 | | | | | | | | | | | | | | | 17 | | | | 8 |
| 15 | 8 | WONG Kam Po | HKG | | | | | | | | | | 2 | | | 3 | | | | | | 15 | | | | 5 |
| 16 | 23 | WYNANTS Milton Ariel | URU | | | | | | | | | | 3 | | | 2 | | | | | | 18 | | | | 5 |
| 17 | 9 | IGNATYEV Mikhail | RUS | | | | | | | | | 3 | | | | 1 | | | | | | 12 | | | | 4 |
| 18 | 20 | CURUCHET Juan Esteban | ARG | | | | | 1 | | | | | | | | | | | | | | 14 | | | | 1 |
| 19 | 14 | ARRIAGADA Marco | CHI | | | | | | | | | | | | | 1 | | | | | | 16 | | | | 1 |
| 20 | 3 | SCHEP Peter | NED | | | | | | | | | | | | | | | | | | | 9 | | | | 0 |
| 21 | 2 | RIBLON Christophe | FRA | 2 | | | | | | | | 1 | | | | | | | | | | 20 | | 20 | -20 | -17 |
| | 19 | LEA Bobby | USA | 5 | | | | | | | | | | | | | | | | | | | 20 | 40 | -20 | DNF |
| | 21 | FENG Chun-Kai | TPE | | | | | | | | | | | | | | | | | | | | | 20 | -20 | DNF |

Communiqué approved by the President of the Commissaires Panel:

Note:
No records are kept for this event

Legend:
DNF Did Not Finish No Number + Points gained - Points lost



ENTRY LIST BY EVENT As of 17 AUG 2008
 按小项的报名名单 / LISTE DES INSCRITS PAR ÉPREUVE

| NOC | Name | Date of Birth |
|----------------------|-----------------------|---------------|
| ARG - Argentina | CURUCHET Juan Esteban | 4 Feb 1965 |
| | PEREZ Walter Fernando | 31 Jan 1975 |
| BEL - Belgium | KEISSE Iljo | 21 Dec 1982 |
| | de KETELE Kenny | 5 Jun 1985 |
| CAN - Canada | BELL Zachary | 14 Nov 1982 |
| | GILBERT Martin | 30 Oct 1982 |
| CZE - Czech Republic | KADLEC Milan | 13 Oct 1974 |
| | KANKOVSKY Alois | 19 Jul 1983 |
| DEN - Denmark | MOERKOEV Michael | 30 Apr 1985 |
| | RASMUSSEN Alex Nicki | 9 Jun 1984 |
| ESP - Spain | LLANERAS Joan | 17 May 1969 |
| | TAULER Antonio | 11 Apr 1974 |
| FRA - France | LADAGNOUS Matthieu | 12 Dec 1984 |
| | NEUVILLE Jerome | 15 Aug 1975 |
| GBR - Great Britain | CAVENDISH Mark | 21 May 1985 |
| | WIGGINS Bradley | 28 Apr 1980 |
| GER - Germany | KLUGE Roger | 5 Feb 1986 |
| | POLLACK Olaf | 20 Sep 1973 |
| ITA - Italy | CICCONE Angelo | 7 Jul 1980 |
| | MASOTTI Fabio | 3 Jun 1974 |
| NED - Netherlands | MOURIS Jens | 12 Mar 1980 |
| | SCHEP Peter | 8 Mar 1977 |
| | STROETINGA Wim | 23 May 1985 |
| | TERPSTRA Niki | 18 May 1984 |
| NZL - New Zealand | HENDERSON Greg | 10 Sep 1976 |
| | ROULSTON Hayden | 10 Jan 1981 |
| RUS - Russian Fed. | IGNATYEV Mikhail | 7 May 1985 |
| | KOVALEV Ivan | 26 Jul 1986 |
| SUI - Switzerland | MARVULLI Franco | 11 Nov 1978 |
| | RISI Bruno | 6 Sep 1968 |
| UKR - Ukraine | POLATAYKO Lyubomyr | 21 Nov 1979 |
| | RYBIN Volodymyr | 14 Sep 1980 |
| USA - United States | FRIEDMAN Michael | 19 Sep 1982 |
| | LEA Bobby | 17 Oct 1983 |

Communiqué approved by the President of the Commissaires Panel:

.....

Note:
 All corrections and updates are available in INFO.



RESULTS

成绩公告 / RÉSULTATS

Communiqué no. 87

Race distance: 200 laps (50km) with 10 sprints

Elapsed time: 53:07.210

Average Speed: 56.475 Km/h

| Rank | Race Number | Name | Sprint Number | | | | | | | | | | Finish Order | Points | Laps Down | |
|------|-------------|-----------------------------|---------------|---|---|---|---|---|---|---|---|----|--------------|--------|-----------|--|
| | | | 1 | 2 | 3 | 4 | 5 | 6 | 7 | 8 | 9 | 10 | | | | |
| 1 | 8 | ARG - Argentina | | | 5 | | | | | 1 | 2 | | | 5 | 8 | |
| | | CURUCHET Juan Esteban | | | | | | | | | | | | | | |
| | | PEREZ Walter Fernando | | | | | | | | | | | | | | |
| 2 | 6 | ESP - Spain | | | | | | 5 | | | | 2 | 3 | 7 | | |
| | | LLANERAS Joan | | | | | | | | | | | | | | |
| | | TAULER Antonio | | | | | | | | | | | | | | |
| 3 | 15 | RUS - Russian Fed. | | 3 | | 2 | | | | 1 | | | 6 | 6 | | |
| | | IGNATYEV Mikhail | | | | | | | | | | | | | | |
| | | MARKOV Alexei | | | | | | | | | | | | | | |
| 4 | 4 | BEL - Belgium | 1 | 5 | | 1 | | | | 5 | 5 | | 7 | 17 | -1 | |
| | | KEISSE Iljo | | | | | | | | | | | | | | |
| | | de KETELE Kenny | | | | | | | | | | | | | | |
| 5 | 2 | GER - Germany | 3 | | 2 | | 5 | 3 | 2 | | | | 9 | 15 | -1 | |
| | | KLUGE Roger | | | | | | | | | | | | | | |
| | | POLLACK Olaf | | | | | | | | | | | | | | |
| 6 | 3 | DEN - Denmark | 5 | | | | | | 3 | | 3 | 3 | 2 | 14 | -1 | |
| | | MOERKOEV Michael | | | | | | | | | | | | | | |
| | | RASMUSSEN Alex Nicki | | | | | | | | | | | | | | |
| 7 | 7 | FRA - France | 2 | | 3 | | 1 | | | | 1 | 5 | 1 | 12 | -1 | |
| | | LADAGNOUS Matthieu | | | | | | | | | | | | | | |
| | | NEUVILLE Jerome | | | | | | | | | | | | | | |
| 8 | 10 | NED - Netherlands | | | | | | 2 | | 3 | | 1 | 4 | 6 | -1 | |
| | | MOURIS Jens | | | | | | | | | | | | | | |
| | | SCHEP Peter | | | | | | | | | | | | | | |
| 9 | 1 | GBR - Great Britain | | 1 | | | 3 | | | | | 2 | 14 | 6 | -1 | |
| | | CAVENDISH Mark | | | | | | | | | | | | | | |
| | | WIGGINS Bradley | | | | | | | | | | | | | | |
| 10 | 9 | NZL - New Zealand | | | | | | | 5 | | | | 10 | 5 | -1 | |
| | | HENDERSON Greg | | | | | | | | | | | | | | |
| | | ROULSTON Hayden | | | | | | | | | | | | | | |
| 11 | 5 | SUI - Switzerland | | | | | | 2 | 1 | | | | 16 | 3 | -1 | |
| | | MARVULLI Franco | | | | | | | | | | | | | | |
| | | RISI Bruno | | | | | | | | | | | | | | |
| 12 | 16 | CAN - Canada | | | | 5 | | | | | | | 11 | 5 | -3 | |
| | | BELL Zachary | | | | | | | | | | | | | | |
| | | GILBERT Martin | | | | | | | | | | | | | | |
| 13 | 13 | CZE - Czech Republic | | | | 3 | | | | | | | 12 | 3 | -3 | |
| | | KADLEC Milan | | | | | | | | | | | | | | |
| | | KANKOVSKY Alois | | | | | | | | | | | | | | |
| 14 | 11 | ITA - Italy | | | | | | | | | | | 8 | 0 | -3 | |
| | | CICCONE Angelo | | | | | | | | | | | | | | |
| | | MASOTTI Fabio | | | | | | | | | | | | | | |
| 15 | 14 | UKR - Ukraine | | | | | | | | | | | 15 | 0 | -3 | |
| | | POLATAYKO Lyubomyr | | | | | | | | | | | | | | |
| | | RYBIN Volodymyr | | | | | | | | | | | | | | |
| 16 | 12 | USA - United States | | 2 | 1 | | | | | | | | 13 | 3 | -4 | |
| | | FRIEDMAN Michael | | | | | | | | | | | | | | |
| | | LEA Bobby | | | | | | | | | | | | | | |



LAOSHAN VELODROME
老山自行车馆
LAOSHAN VELODROME

TUE 星期二 MAR
19 AUG 2008
17:30

CYCLING TRACK
自行车 - 场地分项 / CYCLISME PISTE
MEN'S MADISON
男子麦迪逊赛 / AMÉRICAINNE - HOMMES
FINAL
决赛 / FINALE



RESULTS

成绩公告 / RÉSULTATS

Communiqué no. 87

Race distance: 200 laps (50km) with 10 sprints

Elapsed time: **53:07.210**

Average Speed: **56.475 Km/h**

| Rank | Race Number | Name | Sprint Number | | | | | | | | | | Finish Order | Points | Laps Down | | |
|------|-------------|------|---------------|---|---|---|---|---|---|---|---|----|--------------|--------|-----------|--|--|
| | | | 1 | 2 | 3 | 4 | 5 | 6 | 7 | 8 | 9 | 10 | | | | | |
| | | | | | | | | | | | | | | | | | |

- 8 Argentina overlapped bunch after sprint 3
- 6 Spain overlapped bunch after sprint 7
- 15 Russian Fed. overlapped bunch after sprint 4
- 16 Canada overlapped bunch after sprint 4 lost one lap after sprint 5 , sprint 6 , sprint 7
- 13 Czech Republic lost one lap after sprint 6 , sprint 7
- 11 Italy overlapped bunch after sprint 2 lost one lap after sprint 3 , sprint 5 , sprint 7
- 14 Ukraine lost one lap after sprint 6 , sprint 7
- 12 United States lost one lap after sprint 7 , sprint 9 , sprint 9

Communiqué approved by the President of the Commissaires Panel:

.....

Note:
No records are kept for this event



**ENTRY LIST BY EVENT** As of 17 AUG 2008

按小项的报名名单 / LISTE DES INSCRITS PAR ÉPREUVE

| NOC | Name | Date of Birth |
|---------------------|---------------------------------|----------------------------|
| AUS - Australia | MEARES Anna | 21 Sep 1983 |
| BLR - Belarus | TSYLINSKAYA Natallia | 30 Aug 1975 |
| CHN - China | GUO Shuang | 26 Feb 1986 |
| CUB - Cuba | GUERRA Lisandra | 31 Oct 1987 |
| FRA - France | SANCHEZ Clara | 20 Sep 1983 |
| GBR - Great Britain | PENDLETON Victoria | 24 Sep 1980 |
| JPN - Japan | TSUKUDA Sakie | 31 Oct 1985 |
| LTU - Lithuania | KRUPECKAITE Simona | 13 Dec 1982 |
| NED - Netherlands | HIJGENAAR Yvonne KANIS Willy | 15 May 1980 27 Jul 1984 |
| RUS - Russian Fed. | GRANKOWSKAJA Swetlana | 22 Feb 1976 |
| USA - United States | REED Jennie | 20 Apr 1978 |

Communiqué approved by the President of the Commissaires Panel:

.....

Note:
All corrections and updates are available in INFO.



RESULTS

成绩公告 / RÉSULTATS

Communiqué no. 44 Rectification 1

Race distance: 200m flying start (3.5 laps)

| | | | | | |
|-----------------------|--------|-----------------|-----|---------------|-------------|
| World Record | 10.831 | SLYUSAREVA Olga | RUS | Moscou (RUS) | 25 APR 1993 |
| Olympic Record | 11.212 | FERRIS Michelle | AUS | Atlanta (USA) | 24 JUL 1996 |

| Rank | Race Number | Name | NOC Code | 100m | Time 100-200 | Speed Km/h |
|------|-------------|-----------------------|----------|------------|---------------|------------|
| 1 | 88 | PENDLETON Victoria | GBR | 5.409 (1) | 10.963 | 65.675 OR |
| 2 | 29 | GUO Shuang | CHN | 5.461 (2) | 11.106 | 64.829 |
| 3 | 16 | MEARES Anna | AUS | 5.466 (3) | 11.140 | 64.631 |
| 4 | 140 | KANIS Willy | NED | 5.482 (4) | 11.167 | 64.475 |
| 5 | 120 | KRUPECKAITE Simona | LTU | 5.534 (5) | 11.222 | 64.159 |
| 6 | 75 | SANCHEZ Clara | FRA | 5.595 (7) | 11.365 | 63.352 |
| 7 | 20 | TSYLINSKAYA Natallia | BLR | 5.562 (6) | 11.372 | 63.313 |
| 8 | 191 | REED Jennie | USA | 5.623 (9) | 11.400 | 63.157 |
| 9 | 38 | GUERRA Lisandra | CUB | 5.595 (7) | 11.462 | 62.816 |
| 10 | 139 | HIJGENAAR Yvonne | NED | 5.675 (11) | 11.533 | 62.429 |
| 11 | 166 | GRANKOWSKAJA Swetlana | RUS | 5.648 (10) | 11.544 | 62.370 |
| 12 | 117 | TSUKUDA Sakie | JPN | 5.944 (12) | 12.134 | 59.337 |

Qualification rule:

Fastest 12 riders continue to 1/8 finals (on 17 Aug at 17:25)

Communiqué approved by the President of the Commissaires Panel:

Legend:

OR Olympic Record



RESULTS

成绩公告 / RÉSULTATS

Communiqué no. 52

Race distance: 3 laps

| Heat | Rank | Race Number | Name | NOC Code | 200m Time | Speed Km/h |
|------|------|-------------|-----------------------|----------|-----------|------------|
| 1 | 1 | 88 | PENDLETON Victoria | GBR | 11.736 | 61.349 |
| | 2 | 117 | TSUKUDA Sakie | JPN | | |
| 2 | 1 | 29 | GUO Shuang | CHN | 11.410 | 63.102 |
| | 2 | 166 | GRANKOWSKAJA Svetlana | RUS | | |
| 3 | 1 | 16 | MEARES Anna | AUS | 11.663 | 61.733 |
| | 2 | 139 | HIJGENAAR Yvonne | NED | | |
| 4 | 1 | 140 | KANIS Willy | NED | 12.155 | 59.234 |
| | 2 | 38 | GUERRA Lisandra | CUB | | |
| 5 | 1 | 191 | REED Jennie | USA | 11.955 | 60.225 |
| | 2 | 120 | KRUPECKAITE Simona | LTU | | |
| 6 | 1 | 75 | SANCHEZ Clara | FRA | 11.607 | 62.031 |
| | 2 | 20 | TSYLINSKAYA Natallia | BLR | | |

Qualification rule:

Winner of each heat qualify to 1/4 finals (on 18 Aug at 17:05). Losers go to 1/8 finals repechage (on 17 Aug at 18:15)

Communiqué approved by the President of the Commissaires Panel:

.....

Legend:

REL Relegated



LAOSHAN VELODROME
老山自行车馆
LAOSHAN VELODROME

SUN 星期日 DIM
17 AUG 2008
18:15

CYCLING TRACK
自行车 - 场地分项 / CYCLISME PISTE

WOMEN'S SPRINT
女子争先赛 / VITESSE INDIVIDUELLE - FEMMES

1/8 FINAL REPECHAGE
1/8决赛复活赛 / REPÊCHAGES 8E DE FINALE



RESULTS

成绩公告 / RÉSULTATS

Communiqué no. 56

Race distance: 3 laps

| Heat | Rank | Race Number | Name | NOC Code | 200m Time | Speed Km/h |
|------|------|-------------|-----------------------------|------------|---------------|------------|
| 1 | 1 | 20 | TSYLINSKAYA Natallia | BLR | 11.871 | 60.652 |
| | 2 | 38 | GUERRA Lisandra | CUB | | |
| | 3 | 117 | TSUKUDA Sakie | JPN | | |
| 2 | 1 | 120 | KRUPECKAITE Simona | LTU | 12.123 | 59.391 |
| | 2 | 166 | GRANKOWSKAJA Swetlana | RUS | | |
| | 3 | 139 | HIJGENAAR Yvonne | NED | | |

Qualification rule:

Winner of each heat qualify to 1/4 finals (on 18 Aug at 17:05). Losers race for 9th-12th places (on 19 Aug at 17:15)

Communiqué approved by the President of the Commissaires Panel:

.....



RESULTS

成绩公告 / RÉSULTATS

Communiqué no. 74

Race distance: 3 laps

| Heat | Rank | Race Number | Name | NOC Code | 1st Race | 2nd Race | Decider |
|------|------|-------------|----------------------|----------|----------|----------|---------|
| 1 | 1 | 88 | PENDLETON Victoria | GBR | 11.839 | 11.672 | |
| | 2 | 120 | KRUPECKAITE Simona | LTU | | | |
| 2 | 1 | 29 | GUO Shuang | CHN | 11.501 | 11.627 | |
| | 2 | 20 | TSYLINSKAYA Natallia | BLR | | | |
| 3 | 1 | 16 | MEARES Anna | AUS | 11.716 | 12.108 | |
| | 2 | 75 | SANCHEZ Clara | FRA | | | |
| 4 | 1 | 140 | KANIS Willy | NED | 11.944 | 11.767 | |
| | 2 | 191 | REED Jennie | USA | | | |

Qualification rule:

Winner of each heat qualify to semifinals (on 19 Aug at 16:30). Losers go to race for 5th-8th place (on 19 Aug at 18:45)

Communiqué approved by the President of the Commissaires Panel:

.....



LAOSHAN VELODROME
老山自行车馆
LAOSHAN VELODROME

TUE 星期二 MAR
19 AUG 2008
16:30

CYCLING TRACK
自行车 - 场地分项 / CYCLISME PISTE

WOMEN'S SPRINT
女子争先赛 / VITESSE INDIVIDUELLE - FEMMES

SEMIFINALS
半决赛 / DEMI-FINALES



RESULTS

成绩公告 / RÉSULTATS

Communiqué no. 83

Race distance: 3 laps

| Heat | Rank | Race Number | Name | NOC Code | 1st Race | 2nd Race | Decider |
|------|------|-------------|---------------------------|------------|----------|----------|---------|
| 1 | 1 | 88 | PENDLETON Victoria | GBR | 11.537 | 11.885 | |
| | 2 | 140 | KANIS Willy | NED | | | |
| 2 | 1 | 16 | MEARES Anna | AUS | | 11.578 | 11.617 |
| | 2 | 29 | GUO Shuang | CHN | 11.629 | | REL |

Qualification rule:

Winners race for first and second place (on 19 Aug at 18:25). Losers race for third and fourth place (on 19 Aug at 18:25)

Communiqué approved by the President of the Commissaires Panel:

.....

Legend:

REL Relagated



LAOSHAN VELODROME
老山自行车馆
LAOSHAN VELODROME

TUE 星期二 MAR
19 AUG 2008
17:15

CYCLING TRACK
自行车 - 场地分项 / CYCLISME PISTE
WOMEN'S SPRINT
女子争先赛 / VITESSE INDIVIDUELLE - FEMMES
RACE FOR 9TH-12TH PLACES
9-12名名次赛 / CLASSEMENT PLACES 9 À 12



RESULTS

成绩公告 / RÉSULTATS

Communiqué no. 86

Race distance: 3 laps

| Rank | Race Number | Name | NOC Code | 200m Time | Speed Km/h |
|------|-------------|-----------------------|----------|-----------|------------|
| 9 | 166 | GRANKOWSKAJA Swetlana | RUS | 12.192 | 59.055 |
| 10 | 38 | GUERRA Lisandra | CUB | | |
| 11 | 139 | HIJGENAAR Yvonne | NED | | |
| 12 | 117 | TSUKUDA Sakie | JPN | | |

Communiqué approved by the President of the Commissaires Panel:

.....



LAOSHAN VELODROME
老山自行车馆
LAOSHAN VELODROME

TUE 星期二 MAR
19 AUG 2008
18:45

CYCLING TRACK
自行车 - 场地分项 / CYCLISME PISTE

WOMEN'S SPRINT
女子争先赛 / VITESSE INDIVIDUELLE - FEMMES

RACE FOR 5TH-8TH PLACES
5-8名名次赛 / CLASSEMENT PLACES 5 À 8



RESULTS

成绩公告 / RÉSULTATS

Communiqué no. 88

Race distance: 3 laps

| Rank | Race Number | Name | NOC Code | 200m Time | Speed Km/h |
|------|-------------|----------------------|----------|-----------|------------|
| 5 | 75 | SANCHEZ Clara | FRA | 12.264 | 58.708 |
| 6 | 20 | TSYLINSKAYA Natallia | BLR | | |
| 7 | 191 | REED Jennie | USA | | |
| 8 | 120 | KRUPECKAITE Simona | LTU | REL | |

Communiqué approved by the President of the Commissaires Panel:

.....

Legend:
REL Relegated



RESULTS AND FINAL CLASSIFICATION

最终成绩和排名 / RÉSULTATS ET CLASSEMENT FINAL

Communiqué no. 90

Race distance: 3 laps

| | Rank | Race Number | Name | NOC Code | 1st Race | 2nd Race | Decider |
|--------|------|-------------|-----------------------|----------|----------|----------|---------|
| GOLD | 1 | 88 | PENDLETON Victoria | GBR | 11.363 | 11.118 | |
| SILVER | 2 | 16 | MEARES Anna | AUS | | | |
| BRONZE | 3 | 29 | GUO Shuang | CHN | 11.420 | 11.617 | |
| | 4 | 140 | KANIS Willy | NED | | | |
| | 5 | 75 | SANCHEZ Clara | FRA | | | |
| | 6 | 20 | TSYLINSKAYA Natallia | BLR | | | |
| | 7 | 191 | REED Jennie | USA | | | |
| | 8 | 120 | KRUPECKAITE Simona | LTU | | | |
| | 9 | 166 | GRANKOWSKAJA Swetlana | RUS | | | |
| | 10 | 38 | GUERRA Lisandra | CUB | | | |
| | 11 | 139 | HIJGENAAR Yvonne | NED | | | |
| | 12 | 117 | TSUKUDA Sakie | JPN | | | |

Communiqué approved by the President of the Commissaires Panel:

.....



| 1/8 Finals | Repechage | 1/4 Finals | Semifinals | Finals |
|---|---|---|--|--|
| <p>Heat 1</p> <p>GBR PENDLETON V.</p> <p>JPN TSUKUDA S.</p> <p>Heat 2</p> <p>CHN GUO S.</p> <p>RUS GRANKOWSKAJA S.</p> <p>Heat 3</p> <p>AUS MEARES A.</p> <p>NED HIJGENAAR Y.</p> <p>Heat 4</p> <p>NED KANIS W.</p> <p>CUB GUERRA L.</p> <p>Heat 5</p> <p>USA REED J.</p> <p>LTU KRUPECKAITE S.</p> <p>Heat 6</p> <p>FRA SANCHEZ C.</p> <p>BLR TSYLINSKAYA N.</p> | <p>Heat 1</p> <p>TSYLINSKAYA N.</p> <p>GUERRA L.</p> <p>TSUKUDA S.</p> <p>Heat 2</p> <p>KRUPECKAITE S.</p> <p>GRANKOWSKAJA S.</p> <p>HIJGENAAR Y.</p> | <p>Heat 1</p> <p>PENDLETON V.</p> <p>KRUPECKAITE S.</p> <p>Heat 2</p> <p>GUO S.</p> <p>TSYLINSKAYA N.</p> <p>Heat 3</p> <p>MEARES A.</p> <p>SANCHEZ C.</p> <p>Heat 4</p> <p>KANIS W.</p> <p>REED J.</p> | <p>Heat 1</p> <p>PENDLETON V.</p> <p>KANIS W.</p> <p>Heat 2</p> <p>MEARES A.</p> <p>GUO S.</p> | <p>Gold</p> <p>PENDLETON V. 1</p> <p>MEARES A. 2</p> <p>Bronze</p> <p>GUO S. 3</p> <p>KANIS W. 4</p> <p>Final 5-8</p> <p>SANCHEZ C. 5</p> <p>TSYLINSKAYA N. 6</p> <p>REED J. 7</p> <p>KRUPECKAITE S. 8</p> <p>Final 9-12</p> <p>GRANKOWSKAJA S. 9</p> <p>GUERRA L. 10</p> <p>HIJGENAAR Y. 11</p> <p>TSUKUDA S. 12</p> |

Note: =Losers Winner, each heat is bolded
 _____ =Winners Each heat listed in rank order



OFFICIAL COMMUNICATION

官方通告 / COMMUNICATION OFFICIELLE

Communiqué No. 69

**UCI Technical Delegate Communique
DECISION**

Women's Sprint 1/8 Finals

No. 38 GUERRA Lisandra (CUB)

RELEGATION: for not having held her line during the last 200 mtrs of the race.

Communiqué approved by the President of the Commissaires Panel:

Issued by: UCI Technical Delegate
Time: 17:38
Date: 17 AUG 2008

This decision affects:

RESULTS
SCHEDULE
OTHER

Note: For more details contact UCI Technical Delegate



OFFICIAL COMMUNICATION

官方通告 / COMMUNICATION OFFICIELLE

Communiqué No. 96

RELEGATION
Women's Sprint Semifinals

No. 29 GUO Shuang (CHN)

RELEGATION: for entering the sprinter's lane when the opponent was already there.

Communiqué approved by the President of the Commissaires Panel:

Issued by: UCI Commissaires Panel
Time: 17:28
Date: 19 AUG 2008

This decision affects:

RESULTS
SCHEDULE
OTHER

Note: For more details contact UCI Technical Delegate



OFFICIAL COMMUNICATION

官方通告 / COMMUNICATION OFFICIELLE

Communiqué No. 97

**Women's Sprint Race for 5th-8th
RELEGATION**

No. 120 KRUPECKAITE Simona (LTU)
RELEGATION: for riding on the blue band during the sprint.

Communiqué approved by the President of the Commissaires Panel:

Issued by: UCI Commissaires Panel
Time: 18:55
Date: 19 AUG 2008

This decision affects:

RESULTS
SCHEDULE
OTHER

Note: For more details contact UCI Technical Delegate



ENTRY LIST BY EVENT As of 17 AUG 2008

按小项的报名名单 / LISTE DES INSCRITS PAR ÉPREUVE

| NOC | Name | Date of Birth |
|----------------------|---|----------------------------|
| AUS - Australia | MACTIER Katie | 23 Mar 1975 |
| COL - Colombia | CALLE Maria Luisa | 3 Oct 1968 |
| CZE - Czech Republic | KOZLIKOVA Lada | 8 Oct 1979 |
| ESA - El Salvador | GARCIA Evelyn | 29 Dec 1982 |
| GBR - Great Britain | HOUVENAGHEL Wendy ROMERO Rebecca | 27 Nov 1974 24 Jan 1980 |
| GER - Germany | JOOSS Verena | 9 Jan 1979 |
| LTU - Lithuania | PAULIUKAITE Svetlana SEREIKAITE Vilija | 31 Jul 1985 12 Feb 1987 |
| NZL - New Zealand | SHANKS Alison | 13 Dec 1982 |
| SUI - Switzerland | THURIG Karin | 4 Jul 1972 |
| UKR - Ukraine | KALITOVSKA Lesya | 13 Feb 1988 |
| USA - United States | HAMMER Sarah | 18 Aug 1983 |

Communiqué approved by the President of the Commissaires Panel:

.....

Note:
All corrections and updates are available in INFO.



RESULTS

成绩公告 / RÉSULTATS

Communiqué no. 12

Race distance: 3000m

| | | | | | |
|-----------------------|----------|-------------|-----|--------------|-------------|
| World Record | 3:24.537 | ULMER Sarah | NZL | Athens (GRE) | 22 AUG 2004 |
| Olympic Record | 3:24.537 | ULMER Sarah | NZL | Athens (GRE) | 22 AUG 2004 |

| Rank | Race Number | Name | NOC Code | 1000m | 2000m 1000-2000 | Time 2000-3000 | Speed Km/h |
|------|-------------|----------------------|----------|---------------|--------------------------------|----------------------------------|---------------|
| 1 | 87 | HOUVENAGHEL Wendy | GBR | 1:11.842 (4) | 2:20.494 (3) 1:08.652 (3) | 3:28.443 1:07.949 (1) | 51.812 |
| 2 | 89 | ROMERO Rebecca | GBR | 1:11.927 (5) | 2:19.610 (1) 1:07.683 (1) | 3:28.641 1:09.031 (2) | 51.763 |
| 3 | 181 | KALITOVSKA Lesya | UKR | 1:11.544 (2) | 2:20.454 (2) 1:08.910 (4) | 3:31.942 1:11.488 (3) | 50.957 |
| 4 | 150 | SHANKS Alison | NZL | 1:13.624 (8) | 2:22.256 (6) 1:08.632 (2) | 3:34.312 1:12.056 (4) | 50.393 |
| 5 | 190 | HAMMER Sarah | USA | 1:11.654 (3) | 2:21.500 (4) 1:09.846 (5) | 3:35.471 1:13.971 (8) | 50.122 |
| 6 | 122 | SEREIKAITE Vilija | LTU | 1:12.685 (6) | 2:23.728 (7) 1:11.043 (6) | 3:36.063 1:12.335 (5) | 49.985 |
| 7 | 15 | MACTIER Katie | AUS | 1:10.594 (1) | 2:21.966 (5) 1:11.372 (7) | 3:38.178 1:16.212 (11) | 49.500 |
| 8 | 44 | KOZLIKOVA Lada | CZE | 1:14.265 (9) | 2:25.677 (8) 1:11.412 (8) | 3:39.561 1:13.884 (7) | 49.189 |
| 9 | 170 | THURIG Karin | SUI | 1:16.058 (12) | 2:27.938 (10) 1:11.880 (10) | 3:40.862 1:12.924 (6) | 48.899 |
| 10 | 36 | CALLE Maria Luisa | COL | 1:14.419 (10) | 2:25.838 (9) 1:11.419 (9) | 3:41.175 1:15.337 (9) | 48.830 |
| 11 | 97 | JOOSS Verena | GER | 1:15.748 (11) | 2:28.880 (12) 1:13.132 (11) | 3:44.480 1:15.600 (10) | 48.111 |
| 12 | 121 | PAULIUKAITE Svetlana | LTU | 1:13.585 (7) | 2:28.093 (11) 1:14.508 (12) | 3:45.691 1:17.598 (12) | 47.853 |
| 13 | 52 | GARCIA Evelyn | ESA | 1:17.464 (13) | 2:35.701 (13) 1:18.237 (13) | 3:56.849 1:21.148 (13) | 45.598 |

Qualification rule:

Fastest 8 riders qualify for the first round (on 16 Aug at 17:05)

Communiqué approved by the President of the Commissaires Panel:



RESULTS

成绩公告 / RÉSULTATS

Communiqué no. 25

Race distance: 3000m

| | | | | | |
|-----------------------|----------|-------------|-----|--------------|-------------|
| World Record | 3:24.537 | ULMER Sarah | NZL | Athens (GRE) | 22 AUG 2004 |
| Olympic Record | 3:24.537 | ULMER Sarah | NZL | Athens (GRE) | 22 AUG 2004 |

| Heat | Rank | Race Number | Name | NOC Code | 1000m | 2000m | Time | Speed |
|------|------|-------------|-------------------|----------|--------------|------------------------------|---------------------------------|--------|
| | | | | | | 1000-2000 | 2000-3000 | Km/h |
| 1 | 1 | 150 | SHANKS Alison | NZL | 1:13.263 (2) | 2:21.429 (1) 1:08.166 (1) | 3:32.478 1:11.049 (1) | 50.828 |
| | 2 | 190 | HAMMER Sarah | USA | 1:13.139 (1) | 2:21.747 (2) 1:08.608 (2) | 3:34.237 1:12.490 (2) | 50.411 |
| 2 | 1 | 181 | KALITOVSKA Lesya | UKR | 1:12.584 (1) | 2:21.177 (1) 1:08.593 (1) | 3:31.785 1:10.608 (1) | 50.995 |
| | 2 | 122 | SEREIKAITE Vilija | LTU | 1:12.925 (2) | 2:24.242 (2) 1:11.317 (2) | 3:36.808 1:12.566 (2) | 49.813 |
| 3 | 1 | 89 | ROMERO Rebecca | GBR | 1:11.738 (1) | 2:19.424 (1) 1:07.686 (1) | 3:27.703 1:08.279 (1) | 51.997 |
| | 2 | 15 | MACTIER Katie | AUS | 1:12.929 (2) | 2:23.336 (2) 1:10.407 (2) | OVL 1:13.960 (2) | |
| 4 | 1 | 87 | HOUVENAGHEL Wendy | GBR | 1:12.000 (1) | 2:20.021 (1) 1:08.021 (1) | 3:27.829 1:07.808 (1) | 51.965 |
| | 2 | 44 | KOZLIKOVA Lada | CZE | 1:14.085 (2) | 2:26.524 (2) 1:12.439 (2) | DNF | |

Qualification rule:

Fastest two winners race for gold (on 17 Aug at 17:10), and the other two winners race for bronze (on 17 Aug at 17:05). Losers are classified from the 5th to the 8th place based upon their time from first round.

Communiqué approved by the President of the Commissaires Panel:

.....

Legend:

DNF Did Not Finish **OVL** Overlapped



RESULTS AND FINAL CLASSIFICATION

最终成绩和排名 / RÉSULTATS ET CLASSEMENT FINAL

Communiqué no. 48

Race distance: 3000m

| | | | | | |
|-----------------------|----------|-------------|-----|--------------|-------------|
| World Record | 3:24.537 | ULMER Sarah | NZL | Athens (GRE) | 22 AUG 2004 |
| Olympic Record | 3:24.537 | ULMER Sarah | NZL | Athens (GRE) | 22 AUG 2004 |

| | Rank | Race Number | Name | NOC Code | 1000m | 2000m | Time | Speed |
|--------|------|-------------|----------------------|----------|--------------|------------------------------|---------------------------------|--------|
| | | | | | | 1000-2000 | 2000-3000 | Km/h |
| GOLD | 1 | 89 | ROMERO Rebecca | GBR | 1:11.919 (1) | 2:19.534 (1) 1:07.615 (1) | 3:28.321 1:08.787 (2) | 51.843 |
| SILVER | 2 | 87 | HOUVENAGHEL Wendy | GBR | 1:13.032 (2) | 2:22.045 (2) 1:09.013 (2) | 3:30.395 1:08.350 (1) | 51.332 |
| BRONZE | 3 | 181 | KALITOVSKA Lesya | UKR | 1:11.964 (1) | 2:21.156 (1) 1:09.192 (2) | 3:31.413 1:10.257 (2) | 51.084 |
| | 4 | 150 | SHANKS Alison | NZL | 1:13.827 (2) | 2:22.264 (2) 1:08.437 (1) | 3:34.156 1:11.892 (1) | 50.430 |
| | 5 | 190 | HAMMER Sarah | USA | | | | |
| | 6 | 122 | SEREIKAITE Viiija | LTU | | | | |
| | 7 | 15 | MACTIER Katie | AUS | | | | |
| | 8 | 44 | KOZLIKOVA Lada | CZE | | | | |
| | 9 | 170 | THURIG Karin | SUI | | | | |
| | 10 | 36 | CALLE Maria Luisa | COL | | | | |
| | 11 | 97 | JOOSS Verena | GER | | | | |
| | 12 | 121 | PAULIUKAITE Svetlana | LTU | | | | |
| | 13 | 52 | GARCIA Evelyn | ESA | | | | |

Communiqué approved by the President of the Commissaires Panel:



ENTRY LIST BY EVENT As of 19 AUG 2008

按小项的报名名单 / LISTE DES INSCRITS PAR ÉPREUVE

| NOC | Name | Date of Birth |
|----------------------|----------------------|---------------|
| AUS - Australia | BATES Katherine | 18 May 1982 |
| CAN - Canada | GRAIN Gina | 16 Jun 1974 |
| CHN - China | LI Yan | 17 Jul 1978 |
| COL - Colombia | CALLE Maria Luisa | 3 Oct 1968 |
| CUB - Cuba | GONZALEZ Yoanka | 9 Jan 1976 |
| CZE - Czech Republic | KOZLIKOVA Lada | 8 Oct 1979 |
| DEN - Denmark | SCHMIDT Trine | 3 Jun 1988 |
| ESA - El Salvador | GARCIA Evelyn | 29 Dec 1982 |
| ESP - Spain | OLABERRIA Leire | 17 Feb 1977 |
| FRA - France | JEULAND Pascale | 2 Jun 1987 |
| GBR - Great Britain | ROMERO Rebecca | 24 Jan 1980 |
| GER - Germany | JOOSS Verena | 9 Jan 1979 |
| HKG - Hong Kg, China | WONG Wan Yiu | 4 Nov 1986 |
| ITA - Italy | CARRARA Vera | 6 Apr 1980 |
| JPN - Japan | WADAMI Satomi | 26 May 1987 |
| KOR - Korea | LEE Minhye | 11 Oct 1985 |
| LTU - Lithuania | PAULIUKAITE Svetlana | 31 Jul 1985 |
| NED - Netherlands | VOS Marianne | 13 May 1987 |
| NZL - New Zealand | CHEATLEY Catherine | 6 Apr 1983 |
| RUS - Russian Fed. | SLYUSAREVA Olga | 28 Apr 1969 |
| UKR - Ukraine | KALITOVSKA Lesya | 13 Feb 1988 |
| USA - United States | HAMMER Sarah | 18 Aug 1983 |

Communiqué approved by the President of the Commissaires Panel:

.....

Note:
All corrections and updates are available in INFO.



RESULTS

成绩公告 / RÉSULTATS

Communiqué no. 73

Race distance: 100 laps (25km) with 10 sprints

Elapsed time: 31:42.140

Average Speed: 47.315 Km/h

| Rank | Race No | Name | NOC Code | Sprint Number | | | | | | | | | | Finish Order | Lap Points | | | Total Points | | |
|------|---------|----------------------|----------|---------------|---|---|---|---|---|---|---|---|----|--------------|------------|----|---------|--------------|----|-----|
| | | | | 1 | 2 | 3 | 4 | 5 | 6 | 7 | 8 | 9 | 10 | | + | - | Balance | | | |
| 1 | 1 | VOS Marianne | NED | 5 | 3 | | | 2 | | | | | | | | 13 | 20 | | 20 | 30 |
| 2 | 5 | GONZALEZ Yoanka | CUB | | 5 | 1 | | | 2 | | 5 | | 5 | | 1 | | | | | 18 |
| 3 | 4 | OLABERRIA Leire | ESP | 3 | 2 | | 2 | | | | | 3 | | 3 | 2 | | | | | 13 |
| 4 | 18 | CALLE Maria Luisa | COL | | | 5 | | | 5 | 2 | | | 1 | | 8 | | | | | 13 |
| 5 | 17 | KALITOVSKA Lesya | UKR | | | | 5 | 3 | | | | 2 | | | 5 | | | | | 10 |
| 6 | 10 | BATES Katherine | AUS | 1 | 1 | | | | | 5 | | 3 | | | 18 | | | | | 10 |
| 7 | 8 | JEULAND Pascale | FRA | | | 3 | 1 | | 1 | | 1 | 2 | | | 11 | | | | | 8 |
| 8 | 7 | SLYUSAREVA Olga | RUS | | | | 3 | | | | | | 5 | | 17 | | | | | 8 |
| 9 | 13 | GRAIN Gina | CAN | | | | | 1 | | 3 | | | | 2 | 3 | | | | | 6 |
| 10 | 9 | LI Yan | CHN | | | | | 5 | | | | | | 1 | 4 | | | | | 6 |
| 11 | 20 | ROMERO Rebecca | GBR | | | | | | 3 | | | | | | 14 | | | | | 3 |
| 12 | 6 | PAULIUKAITE Svetlana | LTU | 2 | | | | | | | | | | | 9 | | | | | 2 |
| 13 | 16 | KOZLIKOVA Lada | CZE | | | 2 | | | | | | | | | 16 | | | | | 2 |
| 14 | 3 | CARRARA Vera | ITA | | | | | | | 1 | | | | | 12 | | | | | 1 |
| 15 | 22 | WONG Wan Yiu | HKG | | | | | | | | | | | | 6 | | | | | 0 |
| 16 | 19 | GARCIA Evelyn | ESA | | | | | | | | | | | | 7 | | | | | 0 |
| 17 | 15 | CHEATLEY Catherine | NZL | | | | | | | | | | | | 10 | | | | | 0 |
| 18 | 2 | SCHMIDT Trine | DEN | | | | | | | | | | | | 15 | | | | | 0 |
| 19 | 11 | LEE Minhye | KOR | | | | | | | | | | | | 19 | | 40 | -40 | | -40 |
| | 12 | HAMMER Sarah | USA | | | | | | | | | | | | | | | | | DNF |
| | 14 | WADAMI Satomi | JPN | | | | | | | | | | | | | | | | | DNF |
| | 21 | JOOSS Verena | GER | | | | | | | | | | | | | | 20 | -20 | | DNF |

1 VOS Marianne overlapped bunch after sprint 6
11 LEE Minhye lost one lap after sprint 7 , sprint 9
21 JOOSS Verena lost one lap after sprint 3

Communiqué approved by the President of the Commissaires Panel:

Note:
No records are kept for this event

Legend:
DNF Did Not Finish No Number + Points gained - Points lost



MEDAL STANDINGS As of 19 AUG 2008
 奖牌榜 / CLASSEMENT DES MÉDAILLES
AFTER 10 OF 10 EVENTS

| Rank | NOC | Men | | | | Women | | | | Total | | | | Rank by Total |
|------|---------------------|----------|----------|----------|-----------|----------|----------|----------|----------|-----------|-----------|-----------|-----------|---------------|
| | | G | S | B | Tot | G | S | B | Tot | G | S | B | Tot | |
| 1 | GBR - Great Britain | 5 | 2 | 2 | 9 | 2 | 1 | | 3 | 7 | 3 | 2 | 12 | 1 |
| 2 | ESP - Spain | 1 | 1 | | 2 | | | 1 | 1 | 1 | 1 | 1 | 3 | 2 |
| 3 | ARG - Argentina | 1 | | | 1 | | | | | 1 | | | 1 | =6 |
| 3 | NED - Netherlands | | | | | 1 | | | 1 | 1 | | | 1 | =6 |
| 5 | FRA - France | | 1 | 1 | 2 | | | | | | 1 | 1 | 2 | =3 |
| 5 | GER - Germany | | 1 | 1 | 2 | | | | | | 1 | 1 | 2 | =3 |
| 5 | NZL - New Zealand | | 1 | 1 | 2 | | | | | | 1 | 1 | 2 | =3 |
| 8 | AUS - Australia | | | | | | 1 | | 1 | | 1 | | 1 | =6 |
| 8 | CUB - Cuba | | | | | | 1 | | 1 | | 1 | | 1 | =6 |
| 8 | DEN - Denmark | | 1 | | 1 | | | | | | 1 | | 1 | =6 |
| 11 | CHN - China | | | | | | | 1 | 1 | | | 1 | 1 | =6 |
| 11 | JPN - Japan | | | 1 | 1 | | | | | | | 1 | 1 | =6 |
| 11 | RUS - Russian Fed. | | | 1 | 1 | | | | | | | 1 | 1 | =6 |
| 11 | UKR - Ukraine | | | | | | | 1 | 1 | | | 1 | 1 | =6 |
| | Total | 7 | 7 | 7 | 21 | 3 | 3 | 3 | 9 | 10 | 10 | 10 | 30 | |

Legend:

= Equal sign indicates that two or more NOCs share the same rank by total **B** Bronze **G** Gold **S** Silver **Tot** Total

UCI MEDAL STANDINGS As of 23 AUG 2008

国际自盟奖牌榜 / CLASSEMENT DES MÉDAILLES UCI

AFTER 18 OF 18 EVENTS

| Rank | NOC | Cycling Track | | | | Cycling Road | | | | Cycling Mountain Bike | | | | Cycling BMX | | | | Total | | | | Rank by Total |
|------|---------------------|---------------|-----------|-----------|-----------|--------------|----------|----------|-----------|-----------------------|----------|----------|----------|-------------|----------|----------|----------|-----------|-----------|-----------|-----------|---------------|
| | | G | S | B | Tot | G | S | B | Tot | G | S | B | Tot | G | S | B | Tot | G | S | B | Tot | |
| 1 | GBR - Great Britain | 7 | 3 | 2 | 12 | 1 | 1 | | 2 | | | | | | | | | 8 | 4 | 2 | 14 | 1 |
| 2 | FRA - France | | 1 | 1 | 2 | | | | | 1 | 1 | | 2 | 1 | 1 | | 2 | 2 | 3 | 1 | 6 | 2 |
| 3 | ESP - Spain | 1 | 1 | 1 | 3 | 1 | | | 1 | | | | | | | | 2 | 1 | 1 | 4 | =4 | |
| 4 | USA - United States | | | | | 1 | | 1 | 2 | | | | | 1 | 2 | 3 | 1 | 1 | 3 | 5 | 3 | |
| 5 | GER - Germany | | 1 | 1 | 2 | | | | | 1 | | 1 | | | | | 1 | 1 | 1 | 3 | 6 | |
| 6 | SUI - Switzerland | | | | | 1 | | 2 | 3 | | | 1 | 1 | | | | 1 | | 3 | 4 | =4 | |
| 7 | ARG - Argentina | 1 | | | 1 | | | | | | | | | | | | 1 | | | 1 | =11 | |
| 7 | LAT - Latvia | | | | | | | | | | | | 1 | | | 1 | 1 | | | 1 | =11 | |
| 7 | NED - Netherlands | 1 | | | 1 | | | | | | | | | | | | 1 | | | 1 | =11 | |
| 10 | SWE - Sweden | | | | | | 2 | | 2 | | | | | | | | | 2 | | 2 | =7 | |
| 11 | ITA - Italy | | | | | | 1 | 1 | 2 | | | | | | | | | 1 | 1 | 2 | =7 | |
| 11 | NZL - New Zealand | | 1 | 1 | 2 | | | | | | | | | | | | | 1 | 1 | 2 | =7 | |
| 13 | AUS - Australia | | 1 | | 1 | | | | | | | | | | | | | 1 | | 1 | =11 | |
| 13 | CUB - Cuba | | 1 | | 1 | | | | | | | | | | | | | 1 | | 1 | =11 | |
| 13 | DEN - Denmark | | 1 | | 1 | | | | | | | | | | | | | 1 | | 1 | =11 | |
| 13 | POL - Poland | | | | | | | | | | 1 | | 1 | | | | | 1 | | 1 | =11 | |
| 17 | RUS - Russian Fed. | | | 1 | 1 | | | | | | | 1 | 1 | | | | | | 2 | 2 | =7 | |
| 18 | CHN - China | | | 1 | 1 | | | | | | | | | | | | | | 1 | 1 | =11 | |
| 18 | JPN - Japan | | | 1 | 1 | | | | | | | | | | | | | | 1 | 1 | =11 | |
| 18 | UKR - Ukraine | | | 1 | 1 | | | | | | | | | | | | | | 1 | 1 | =11 | |
| | Total: | 10 | 10 | 10 | 30 | 4 | 4 | 4 | 12 | 2 | 2 | 2 | 6 | 2 | 2 | 2 | 6 | 18 | 18 | 18 | 54 | |

Legend:

= Equal sign indicates that two or more NOCs share the same rank by total **B** Bronze **G** Gold **S** Silver **Tot** Total



COMMUNIQUE INDEX BY SESSION

| Nr. | Title | Report |
|-----|-----------------------------------|-----------------------|
| 1 | UCI Technical Delegate Communiqué | Officials |
| 2 | UCI Technical Delegate Communiqué | General Information |
| 3 | UCI Technical Delegate Communiqué | Technical Information |
| 4 | UCI Technical Delegate Communiqué | Reminder to the TM |
| 21 | UCI Technical Delegate Communiqué | Decision |
| 39 | UCI Technical Delegate Communiqué | Decision |
| 40 | UCI Technical Delegate Communiqué | Decision |
| 69 | UCI Technical Delegate Communiqué | Decision |
| 72 | UCI Technical Delegate Communiqué | Decision |
| 96 | UCI Commissaires Panel Communiqué | Decision |
| 97 | UCI Commissaires Panel Communiqué | Decision |

Session 1 – August 15th

| | | |
|----|--|---------|
| 8 | Men Team Sprint Qualifying | Results |
| 9 | Men's Individual Pursuit 4000 m Qualifying | Results |
| 11 | Men Team Sprint 1 st Round | Results |
| 12 | Women's Individual Pursuit 3000 m Qualifying | Results |
| 14 | Men Team Sprint Finals & Classification | Results |

Session 2 – August 16th

| | | |
|----|---|---------|
| 23 | Men's Individual Pursuit 4000 m 1 st Round | Results |
| 24 | Men's Keirin 1 st Round | Results |
| 25 | Women's Individual Pursuit 3000 m 1 st Round | Results |
| 27 | Men's Keirin Repechages | Results |
| 28 | Men's Points Race 40 km Final | Results |
| 30 | Men Keirin 2 nd Round | Results |
| 32 | Men's Individual Pursuit 4000 m Finals & Classification | Results |
| 34 | Men Keirin Finals & Classification | Results |

Session 3 – August 17th

| | | |
|----|------------------------------------|---------|
| 43 | Men Team Pursuit 4000 m Qualifying | Results |
| 44 | Women Sprint 200m Qualifying | Results |
| 45 | Men Sprint 200 m Qualifying | Results |

Session 4 – August 17th

| | | |
|----|---|---------|
| 47 | Men Sprint 1/16 finals | Results |
| 48 | Women Individual Pursuit 3000 m Finals & Classification | Results |
| 50 | Men Sprint Repechage 1/16 finals | Results |



| | | |
|----|---|---------|
| 52 | Women Sprint 1/8 finals | Results |
| 54 | Men Sprint 1/8 finals | Results |
| 56 | Women Sprint Repechage 1/8 finals | Results |
| 58 | Men Sprint Repechage 1/8 finals | Results |
| 60 | Men Team Pursuit 4000 m 1 st Round | Results |

Session 5 – August 18th

| | | |
|----|---|---------|
| 73 | Women Points Race 25 km Final | Results |
| 74 | Women Sprint 1/4 finals | Results |
| 75 | Men Sprint 1/4 finals | Results |
| 76 | Men Team Pursuit 4000 m Finals & Classification | Results |

Session 6 – August 19th

| | | |
|----|--|---------|
| 83 | Women Sprint ½ Final | Results |
| 84 | Men Sprint ½ Final | Results |
| 85 | Men Sprint 9 th to 12 th place | Results |
| 86 | Women Sprint 9 th to 12 th place | Results |
| 87 | Men Madison 50 km Final | Results |
| 88 | Women Sprint Finals 5 th to 8 th place | Results |
| 90 | Women Sprint Finals & Classification | Results |
| 91 | Women Sprint Summary | Results |
| 92 | Men Sprint Finals 5 th to 8 th place | Results |
| 94 | Men Sprint Finals & Classification | Results |
| 95 | Men Sprint Summary | Results |



Beijing 2008



Diving

10-23 August

OFFICIAL RESULTS BOOK




MEDALLISTS BY EVENT As of 23 AUG 2008
 奖牌名单(按项目排列) / MÉDAILLÉS PAR ÉPREUVE

| Event Name | Date | Medal | Name | NOC Code |
|-------------------------------------|------------|--------|--|----------|
| Men's 3m Springboard | TUE 19 AUG | GOLD | HE Chong | CHN |
| | | SILVER | DESPATIE Alexandre | CAN |
| | | BRONZE | QIN Kai | CHN |
| Men's 10m Platform | SAT 23 AUG | GOLD | MITCHAM Matthew | AUS |
| | | SILVER | ZHOU Luxin | CHN |
| | | BRONZE | GALPERIN Gleb | RUS |
| Men's Synchronised 3m Springboard | WED 13 AUG | GOLD | WANG Feng QIN Kai | CHN |
| | | SILVER | SAUTIN Dmitry KUNAKOV Yuriy | RUS |
| | | BRONZE | KVASHA Ilya PRYGOROV Oleksiy | UKR |
| Men's Synchronised 10m Platform | MON 11 AUG | GOLD | LIN Yue HUO Liang | CHN |
| | | SILVER | HAUSDING Patrick KLEIN Sascha | GER |
| | | BRONZE | GALPERIN Gleb DOBROSKOK Dmitriy | RUS |
| Women's 3m Springboard | SUN 17 AUG | GOLD | GUO Jingjing | CHN |
| | | SILVER | PAKHALINA Julia | RUS |
| | | BRONZE | WU Minxia | CHN |
| Women's 10m Platform | THU 21 AUG | GOLD | CHEN Ruolin | CHN |
| | | SILVER | HEYMANS Emilie | CAN |
| | | BRONZE | WANG Xin | CHN |
| Women's Synchronised 3m Springboard | SUN 10 AUG | GOLD | GUO Jingjing WU Minxia | CHN |
| | | SILVER | PAKHALINA Julia POZDNYAKOVA Anastasia | RUS |
| | | BRONZE | KOTZIAN Ditte FISCHER Heike | GER |
| Women's Synchronised 10m Platform | TUE 12 AUG | GOLD | WANG Xin CHEN Ruolin | CHN |
| | | SILVER | COLE Briony WU Melissa | AUS |
| | | BRONZE | ESPINOSA Paola ORTIZ Tatiana | MEX |



COMPETITION SCHEDULE As of 23 AUG 2008
 竞赛日程 / HORAIRE DES COMPÉTITIONS

| Date | Time | Event | Phase |
|------------|----------------|--|--------------------|
| SUN 10 AUG | 14:30 | Women's Synchronised 3m Springboard | Final |
| MON 11 AUG | 14:30 | Men's Synchronised 10m Platform | Final |
| TUE 12 AUG | 14:30 | Women's Synchronised 10m Platform | Final |
| WED 13 AUG | 14:30 | Men's Synchronised 3m Springboard | Final |
| FRI 15 AUG | 13:30 | Women's 3m Springboard | Preliminary |
| SAT 16 AUG | 20:00 | Women's 3m Springboard | Semifinal |
| SUN 17 AUG | 20:30 | Women's 3m Springboard | Final |
| MON 18 AUG | 19:00 | Men's 3m Springboard | Preliminary |
| TUE 19 AUG | 10:00 20:30 | Men's 3m Springboard Men's 3m Springboard | Semifinal Final |
| WED 20 AUG | 19:00 | Women's 10m Platform | Preliminary |
| THU 21 AUG | 10:00 20:00 | Women's 10m Platform Women's 10m Platform | Semifinal Final |
| FRI 22 AUG | 19:00 | Men's 10m Platform | Preliminary |
| SAT 23 AUG | 10:00 20:00 | Men's 10m Platform Men's 10m Platform | Semifinal Final |

Note:
 Schedule is subject to change

Others

Technical diving committee



| Function | Name | NOC | Gender |
|---------------------------|-------------------------|-----|--------|
| Bureau Liaison | Eldon C. GODFREY | CAN | M |
| Chairman | Jesus MENA | MEX | M |
| Vice Chairman | Michael GEISSBUHLER | SUI | M |
| Honorary Secretary | Kathy SEAMAN | CAN | W |
| Members: | Robin HOOD | NZL | M |
| | Lina WOODARD | RSA | W |
| | Steve MCFARLAND | USA | M |
| | ZHOU Jihong | CHN | W |
| | Bashar AL SAFFAR | KUW | M |
| | Toivo OHMAN | SWE | M |
| | Julian LLINAS QUETGLAS | ESP | M |
| | Georgia FYRIGOU-CONSOLO | GRE | W |
| | Anke PIPER | GER | W |



JUDGES As of 23 AUG 2008
裁判 / JUGES

| Name | Gender |
|--------------------------------|--------|
| AL-SAFFAR Bashar | M |
| ALT Walter | M |
| BAMBER Susan Mary Anastatia | W |
| BOYS Beverley | W |
| CHEN Anping | M |
| DENG Hong | W |
| DENG Ping | M |
| FYRIGOU-CONSOLO Georgia | W |
| GEISSBUHLER Michael | M |
| GENG Tao | M |
| GONCALVES Roberto | M |
| GUEVARA Freddy Jose | M |
| HOOD Robin | M |
| KELEMEN Ildiko | W |
| LIN Yuyi | M |
| LINDBERG Mathz | M |
| LIU Zhan | M |
| LLINAS QUETGLAS Julian | M |
| LYON Raelene | W |
| MANZONI Renato | M |
| McCLESKEY Olga | W |
| McFARLAND Stephen | M |
| MENA Jesus | M |
| NOVOTNA Hana | W |
| PAN Guangqin | M |
| PIPER Anke | W |
| RAO Lang | W |
| ROCHA Sergio | M |
| RUIZ PEDREGUERA Rolando | M |
| RUSSELL Jon Keith | M |
| SEAMAN Kathleen | W |
| SISSONS Ann | W |
| STRITT BURK Carmen | W |
| van de KONIJNENBURG Franciscus | M |
| WAN Shenghong | W |
| WANG Kenan | M |
| WILSON Adrienne | W |
| WOODARD Magdalena | W |
| YANG Qiang | M |
| YUASA Yoshino | W |
| ZHOU Jihong | W |

Legend:

M Man **W** Woman



ENTRY LIST BY NOC As of 23 AUG 2008
NOC报名名单 / LISTE DES INSCRITS PAR CNO

| NOC | Gender | Name | Date of Birth | Height (m / ft in) | Weight (kg / lbs) | Event Code |
|------------------------|--------|---------------------|---------------|-----------------------|----------------------|-----------------|
| AUS - Australia | M | HELM Mathew | 9 DEC 1980 | 1.70 / 5'7" | 62 / 137 | 10M / 10MS |
| | | MITCHAM Matthew | 2 MAR 1988 | 1.74 / 5'9" | 67 / 148 | 3M / 10M |
| | | NEWBERY Robert | 2 JAN 1979 | 1.74 / 5'9" | 70 / 154 | 3M / 3MS / 10MS |
| | | ROBERTSON Scott | 24 JUN 1987 | 1.74 / 5'9" | 74 / 163 | 3MS |
| | W | COLE Briony | 28 FEB 1983 | 1.60 / 5'3" | 50 / 110 | 3MS / 10MS |
| | | CROAK Alexandra | 9 JUL 1984 | 1.65 / 5'5" | 55 / 121 | 10M |
| | | NEWBERY Chantelle | 6 MAY 1977 | 1.53 / 5'0" | 53 / 117 | 3M |
| | | STRATTON Sharleen | 9 OCT 1987 | 1.57 / 5'2" | 50 / 110 | 3M / 3MS |
| | | WU Melissa | 3 MAY 1992 | 1.37 / 4'6" | 33 / 73 | 10M / 10MS |
| AUT - Austria | M | BLAHA Constantin | 1 DEC 1987 | 1.78 / 5'10" | 76 / 168 | 3M |
| | W | KRATOCHWIL Veronika | 9 SEP 1988 | 1.69 / 5'7" | 63 / 139 | 3M |
| | | RICHTER Anja | 5 OCT 1977 | 1.72 / 5'8" | 62 / 137 | 10M |
| BLR - Belarus | M | KAPTUR Vadim | 12 JUL 1987 | 1.74 / 5'9" | 68 / 150 | 10M |
| | | KUCHMASOV Sergei | 3 AUG 1981 | 1.70 / 5'7" | 72 / 159 | 3M |
| | | VARLAMAU Aliaksandr | 18 JUL 1979 | 1.69 / 5'7" | 67 / 148 | 10M |
| | W | ROMENSKAYA Darya | 10 MAR 1983 | 1.62 / 5'4" | 56 / 123 | 3M |
| BRA - Brazil | M | CASTRO Cesar | 2 SEP 1982 | 1.74 / 5'9" | 73 / 161 | 3M |
| | | DURAN Cassius | 31 MAY 1979 | 1.74 / 5'9" | 73 / 161 | 10M |
| | | PARISI Hugo | 1 AUG 1984 | 1.71 / 5'7" | 66 / 146 | 10M |
| | W | VELOSO Juliana | 12 DEC 1980 | 1.60 / 5'3" | 60 / 132 | 10M |
| CAN - Canada | M | DESPATIE Alexandre | 8 JUN 1985 | 1.73 / 5'8" | 76 / 168 | 3M / 3MS |
| | | McCORMICK Riley | 25 AUG 1991 | 1.72 / 5'8" | 66 / 146 | 10M |
| | | MIRANDA Arturo | 19 JAN 1971 | 1.74 / 5'9" | 80 / 176 | 3MS |
| | | ROSS Reuben | 5 DEC 1985 | 1.75 / 5'9" | 73 / 161 | 3M / 10M |
| | W | ABEL Jennifer | 23 AUG 1991 | 1.60 / 5'3" | 62 / 137 | 3M |
| | | BENFEITO Meaghan | 2 MAR 1989 | 1.55 / 5'1" | 50 / 110 | 10MS |
| | | FILION Roseline | 3 JUL 1987 | 1.52 / 5'0" | 52 / 115 | 10MS |
| | | HARTLEY Blythe | 2 MAY 1982 | 1.65 / 5'5" | 56 / 123 | 3M |
| | | HEYMANS Emilie | 14 DEC 1981 | 1.70 / 5'7" | 62 / 137 | 10M |
| | | MARLEAU Marie-Eve | 12 FEB 1982 | 1.62 / 5'4" | 56 / 123 | 10M |



ENTRY LIST BY NOC As of 23 AUG 2008
NOC报名名单 / LISTE DES INSCRITS PAR CNO

| NOC | Gender | Name | Date of Birth | Height (m / ft in) | Weight (kg / lbs) | Event Code |
|---------------------|--------|---------------------------|---------------|-----------------------|----------------------|-----------------|
| CHN - China | M | HE Chong | 10 JUN 1987 | 1.70 / 5'7" | 62 / 137 | 3M |
| | | HUO Liang | 29 SEP 1989 | 1.55 / 5'1" | 50 / 110 | 10M / 10MS |
| | | LIN Yue | 24 JUL 1991 | 1.57 / 5'2" | 52 / 115 | 10MS |
| | | QIN Kai | 31 JAN 1986 | 1.68 / 5'6" | 60 / 132 | 3M / 3MS |
| | | WANG Feng | 17 APR 1979 | 1.70 / 5'7" | 67 / 148 | 3MS |
| | | ZHOU Luxin | 31 JUL 1988 | 1.58 / 5'2" | 48 / 106 | 10M |
| | W | CHEN Ruolin | 12 DEC 1992 | 1.36 / 4'6" | 30 / 66 | 10M / 10MS |
| | | GUO Jingjing | 15 OCT 1981 | 1.63 / 5'4" | 49 / 108 | 3M / 3MS |
| | | WANG Xin | 11 AUG 1992 | 1.37 / 4'6" | 28 / 62 | 10M / 10MS |
| | | WU Minxia | 10 NOV 1985 | 1.65 / 5'5" | 52 / 115 | 3M / 3MS |
| COL - Colombia | M | ORTEGA Victor | 27 JAN 1988 | 1.72 / 5'8" | 67 / 148 | 10MS |
| | | URAN Juan Guillermo | 3 JAN 1983 | 1.68 / 5'6" | 65 / 143 | 3M / 10M / 10MS |
| | W | PINEDA Diana Isabel | 6 SEP 1984 | 1.66 / 5'5" | 57 / 126 | 3M |
| CUB - Cuba | M | AGUIRRE Jeinkler | 14 JUN 1990 | 1.65 / 5'5" | 57 / 126 | 10M |
| | | BETANCOURT Jorge | 13 FEB 1982 | 1.71 / 5'7" | 70 / 154 | 3M |
| | | FORNARIS Erick | 2 JAN 1979 | 1.70 / 5'7" | 69 / 152 | 10MS |
| | | GUERRA OLIVA Jose Antonio | 9 AUG 1979 | 1.66 / 5'5" | 60 / 132 | 10M / 10MS |
| | | PUPO Jorge L | 14 FEB 1982 | 1.66 / 5'5" | 63 / 139 | 3M |
| ESP - Spain | M | ILLANA Javier | 12 SEP 1985 | 1.75 / 5'9" | 73 / 161 | 3M |
| | W | BENITEZ Jenifer | 18 OCT 1988 | 1.60 / 5'3" | 50 / 110 | 3M |
| FIN - Finland | M | PUHAKKA Joonas | 23 JUN 1982 | 1.78 / 5'10" | 79 / 174 | 3M |
| FRA - France | W | FEBVAY Claire | 16 JUL 1982 | 1.71 / 5'7" | 64 / 141 | 10M |
| | | LABEAU Audrey | 14 FEB 1985 | 1.59 / 5'3" | 48 / 106 | 10M |
| GBR - Great Britain | M | ALDRIDGE Blake | 4 AUG 1982 | 1.67 / 5'6" | 64 / 141 | 10MS |
| | | DALEY Thomas | 21 MAY 1994 | 1.56 / 5'1" | 47 / 104 | 10M / 10MS |
| | | ROBINSON-BAKER Nicholas | 24 JUN 1987 | 1.75 / 5'9" | 74 / 163 | 3MS |
| | | SWAIN Benjamin | 31 MAR 1986 | 1.75 / 5'9" | 74 / 163 | 3M / 3MS |
| | | WATERFIELD Peter | 12 MAR 1981 | 1.67 / 5'6" | 65 / 143 | 10M |
| | W | COUCH Tonia | 20 MAY 1989 | 1.65 / 5'5" | 55 / 121 | 10M / 10MS |
| | | GALLANTREE Rebecca | 19 AUG 1984 | 1.66 / 5'5" | 60 / 132 | 3M |
| | | GERRARD Tandi | 25 FEB 1978 | 1.58 / 5'2" | 58 / 128 | 3MS |
| | | POWELL Stacie | 18 DEC 1985 | 1.66 / 5'5" | 62 / 137 | 10M / 10MS |
| | | SAGE Hayley | 1 AUG 1986 | 1.58 / 5'2" | 58 / 128 | 3MS |



ENTRY LIST BY NOC As of 23 AUG 2008
NOC报名名单 / LISTE DES INSCRITS PAR CNO

| NOC | Gender | Name | Date of Birth | Height (m / ft in) | Weight (kg / lbs) | Event Code |
|----------------|--------|--------------------------|---------------|-----------------------|----------------------|------------------|
| GER - Germany | M | BRENDLER Pawel | 19 JAN 1983 | 1.72 / 5'8" | 67 / 148 | |
| | | HAUSDING Patrick | 9 MAR 1989 | 1.79 / 5'10" | 72 / 159 | 3M / 10M / 10MS |
| | | KLEIN Sascha | 12 SEP 1985 | 1.72 / 5'8" | 72 / 159 | 10M / 3MS / 10MS |
| | | ROZENBERG Pavlo | 22 JUL 1983 | 1.70 / 5'7" | 68 / 150 | 3M / 3MS |
| | | RUDOLPH Stefan | 21 DEC 1990 | 1.72 / 5'8" | 65 / 143 | |
| | | SHELLENBERG Tobias | 17 NOV 1978 | 1.77 / 5'10" | 73 / 161 | |
| | | WELS Andreas | 1 JAN 1975 | 1.81 / 5'11" | 76 / 168 | |
| | W | ANTHES Stefanie | 13 JUN 1986 | 1.57 / 5'2" | 53 / 117 | |
| | | DIECKOW Katja | 9 SEP 1984 | 1.63 / 5'4" | 65 / 143 | 3M |
| | | FISCHER Heike | 7 SEP 1982 | 1.72 / 5'8" | 62 / 137 | 3MS |
| | | GAMM Annett | 28 MAY 1977 | 1.67 / 5'6" | 54 / 119 | 10M / 10MS |
| | | KOTZIAN Ditte | 9 MAR 1979 | 1.78 / 5'10" | 62 / 137 | 3M / 3MS |
| | | STEUER Christin | 6 MAR 1983 | 1.68 / 5'6" | 52 / 115 | 10M |
| | | SUBSCHINSKI Nora | 5 JUN 1988 | 1.58 / 5'2" | 57 / 126 | 10MS |
| GRE - Greece | W | PAPPA PAPAVALOPOULOU | 3 OCT 1981 | 1.58 / 5'2" | 51 / 112 | 10M |
| HUN - Hungary | W | BARTA Nora | 2 APR 1984 | 1.70 / 5'7" | 60 / 132 | 3M |
| | | KORMOS Villo | 2 AUG 1988 | 1.70 / 5'7" | 60 / 132 | 3M |
| ITA - Italy | M | DELL'UOMO Francesco | 8 JAN 1987 | 1.69 / 5'7" | 62 / 137 | 10M |
| | | MARCONI Nicola | 12 NOV 1978 | 1.68 / 5'6" | 68 / 150 | 3M |
| | | MARCONI Tommaso | 17 JAN 1982 | 1.68 / 5'6" | 68 / 150 | 3M |
| | W | BATKI Noemi | 12 OCT 1987 | 1.67 / 5'6" | 60 / 132 | 3MS |
| | | CAGNOTTO Tania | 15 MAY 1985 | 1.60 / 5'3" | 53 / 117 | 3M / 10M |
| | | DALLAPE' Francesca | 24 JUN 1986 | 1.63 / 5'4" | 58 / 128 | 3MS |
| | | MARCONI Maria Elisabetta | 28 AUG 1984 | 1.58 / 5'2" | 55 / 121 | 3M |
| | | MAROCCHI Valentina | 19 DEC 1983 | 1.67 / 5'6" | 60 / 132 | 10M |
| JPN - Japan | M | TERAUCHI Ken | 7 AUG 1980 | 1.70 / 5'7" | 68 / 150 | 3M |
| | W | NAKAGAWA Mai | 7 APR 1987 | 1.55 / 5'1" | 52 / 115 | 10M |
| KOR - Korea | M | SON Seongchel | 14 FEB 1987 | | | 3M |
| MAS - Malaysia | M | LOMAS Bryan Nickson | 30 JUN 1990 | 1.54 / 5'1" | 47 / 104 | 10M |
| | W | JIMIE Elizabeth | 28 JUN 1992 | 1.62 / 5'4" | 59 / 130 | 3M |
| | | LEONG Mun Yee | 4 DEC 1984 | 1.63 / 5'4" | 55 / 121 | 3M |
| | | PAMG Pandelega Rinong | 2 MAR 1993 | 1.48 / 4'10" | 42 / 93 | 10M |



ENTRY LIST BY NOC As of 23 AUG 2008
NOC报名名单 / LISTE DES INSCRITS PAR CNO

| NOC | Gender | Name | Date of Birth | Height (m / ft in) | Weight (kg / lbs) | Event Code |
|---------------------------|-----------------------|----------------------|---------------|-----------------------|----------------------|------------|
| MEX - Mexico | M | CASTILLO Yahel | 6 JUN 1987 | 1.67 / 5'6" | 66 / 146 | 3M |
| | | PACHECO Rommel | 12 JUL 1986 | 1.67 / 5'6" | 62 / 137 | 10M |
| | | SANCHEZ German | 24 JUN 1992 | 1.60 / 5'3" | 50 / 110 | 10M |
| | W | ESPINOSA Paola | 31 JUL 1986 | 1.55 / 5'1" | 47 / 104 | 10M / 10MS |
| | | LUNA Jashia | 29 DEC 1979 | 1.62 / 5'4" | 56 / 123 | 3M |
| | | ORTIZ Tatiana | 12 JAN 1984 | 1.55 / 5'1" | 52 / 115 | 10M / 10MS |
| | | SANCHEZ Laura | 16 OCT 1985 | 1.65 / 5'5" | 55 / 121 | 3M |
| PHI - Philippines | M | FABRIGA Rexel Ryan | 2 OCT 1985 | 1.60 / 5'3" | 60 / 132 | 10M |
| | W | PEREZ Sheila Mae | 10 DEC 1985 | 1.56 / 5'1" | 54 / 119 | 3M |
| PRK - DPR Korea | M | KIM Chon Man | 20 OCT 1987 | 1.65 / 5'5" | 59 / 130 | 10M |
| | W | CHOE Kum Hui | 1 JUL 1987 | 1.57 / 5'2" | 46 / 101 | 10MS |
| | | KIM Jin Ok | 15 SEP 1990 | 1.56 / 5'1" | 46 / 101 | 10M |
| | | KIM Un Hyang | 21 OCT 1991 | 1.57 / 5'2" | 45 / 99 | 10M / 10MS |
| ROU - Romania | M | POPOVICI Constantin | 2 OCT 1988 | 1.70 / 5'7" | 63 / 139 | 10M |
| | W | CIOBANU Ramona Maria | 4 SEP 1984 | 1.60 / 5'3" | 50 / 110 | 10M |
| RSA - South Africa | W | DREYER Jenna | 7 FEB 1986 | 1.58 / 5'2" | 57 / 126 | 3M |
| RUS - Russia | M | DOBROSKOK Aleksandr | 12 JUN 1982 | 1.75 / 5'9" | 65 / 143 | 3M |
| | | DOBROSKOK Dmitriy | 1 MAR 1984 | 1.67 / 5'6" | 57 / 126 | 10MS |
| | | GALPERIN Gleb | 25 MAY 1985 | 1.75 / 5'9" | 68 / 150 | 10M / 10MS |
| | | KUNAKOV Yuriy | 19 FEB 1990 | 1.70 / 5'7" | 60 / 132 | 3MS |
| | | SAUTIN Dmitry | 15 MAR 1974 | 1.72 / 5'8" | 65 / 143 | 3M / 3MS |
| | | VIKULOV Oleg | 24 JAN 1987 | 1.60 / 5'3" | 56 / 123 | 10M |
| | W | FILIPPOVA Svetlana | 8 JUL 1990 | 1.65 / 5'5" | 47 / 104 | 3M |
| | | GONCHAROVA Natalia | 29 JAN 1988 | 1.55 / 5'1" | 50 / 110 | 10M |
| | | PAKHALINA Julia | 12 SEP 1977 | 1.55 / 5'1" | 47 / 104 | 3M / 3MS |
| | POZDNYAKOVA Anastasia | 11 DEC 1985 | 1.55 / 5'1" | 47 / 104 | 3MS | |
| SWE - Sweden | W | EGGERS Elina | 12 MAR 1987 | 1.64 / 5'5" | 56 / 123 | 10M |
| | | LINDBERG Anna | 16 NOV 1981 | 1.69 / 5'7" | 60 / 132 | 3M |



ENTRY LIST BY NOC As of 23 AUG 2008
NOC报名名单 / LISTE DES INSCRITS PAR CNO

| NOC | Gender | Name | Date of Birth | Height (m / ft in) | Weight (kg / lbs) | Event Code |
|---------------------|--------|------------------------|---------------|--------------------|-------------------|------------|
| UKR - Ukraine | M | KVASHA Ilyia | 5 MAR 1988 | 1.75 / 5'9" | 70 / 154 | 3M / 3MS |
| | | MILYAYEV Kostyantyn | 23 OCT 1987 | 1.73 / 5'8" | 65 / 143 | 10M |
| | | PRYGOROV Oleksiy | 25 JUN 1987 | 1.83 / 6'0" | 72 / 159 | 3MS |
| | | SHLYAKHOV Yuriy | 27 MAY 1983 | 1.74 / 5'9" | 73 / 161 | 3M |
| | | ZAKHAROV Anton | 13 FEB 1986 | 1.75 / 5'9" | 73 / 161 | 10M |
| | W | FEDOROVA Olena | 14 NOV 1986 | 1.64 / 5'5" | 56 / 123 | 3M |
| | | PROKOPCHUK Iuliia | 23 OCT 1986 | 1.60 / 5'3" | 53 / 117 | 10M |
| | | PYSMENSKA Anna | 12 MAR 1991 | 1.57 / 5'2" | 49 / 108 | 3M / 3MS |
| | | VOLOSHCHENKO Mariya | 25 JUL 1989 | 1.62 / 5'4" | 55 / 121 | 3MS |
| USA - United States | M | BOUDIA David | 24 APR 1989 | 1.75 / 5'9" | 70 / 154 | 10M / 10MS |
| | | COLWILL Chris | 11 SEP 1984 | 1.78 / 5'10" | 80 / 176 | 3M / 3MS |
| | | DUMAIS Troy | 21 JAN 1980 | 1.68 / 5'6" | 66 / 146 | 3M |
| | | FINCHUM Thomas | 1 DEC 1989 | 1.85 / 6'1" | 68 / 150 | 10M / 10MS |
| | | TARANTINO Jevon | 30 JAN 1984 | 1.73 / 5'8" | 73 / 161 | 3MS |
| | W | BRYANT Kelci | 15 JAN 1989 | 1.60 / 5'3" | 57 / 126 | 3MS |
| | | DUNNICHAY Marybeth | 25 FEB 1993 | 1.52 / 5'0" | 45 / 99 | 10MS |
| | | FOSTER Nancilea | 14 SEP 1983 | 1.70 / 5'7" | 61 / 134 | 3M |
| | | ISHIMATSU Haley | 10 SEP 1992 | 1.50 / 4'11" | 40 / 88 | 10M / 10MS |
| | | LOUKAS Christina | 19 DEC 1985 | 1.63 / 5'4" | 64 / 141 | 3M |
| | | RITTENHOUSE Ariel | 9 DEC 1990 | 1.60 / 5'3" | 54 / 119 | 3MS |
| | | WILKINSON Laura | 17 NOV 1977 | 1.68 / 5'6" | 57 / 126 | 10M |
| VEN - Venezuela | M | FUMADO RODRIGUEZ Ramon | 28 DEC 1981 | 1.70 / 5'7" | 66 / 146 | 3M |

Note:
All changes are available in INFO

Legend:
3M 3m Springboard **3MS** 3m Synchronised Springboard **10M** 10m Platform **10MS** 10m Synchronised Platform
M Man **W** Woman



RESULTS SUMMARY

比赛综合成绩 / RÉSUMÉ DES RÉSULTATS

| Rank | Name | NOC Code | Preliminaries | | Semifinals | | Finals |
|------|--------------------------|-------------|---------------|------|------------|------|--------|
| | | | Points | Rank | Points | Rank | Points |
| 1 | GUO Jingjing | CHN | 373.90 | 1 | 398.55 | 1 | 415.35 |
| 2 | PAKHALINA Julia | RUS | 358.15 | 2 | 383.50 | 2 | 398.60 |
| 3 | WU Minxia | CHN | 349.45 | 4 | 345.30 | 3 | 389.85 |
| 4 | HARTLEY Blythe | CAN | 350.60 | 3 | 324.60 | 10 | 374.60 |
| 5 | CAGNOTTO Tania | ITA | 332.90 | 6 | 332.40 | 5 | 349.20 |
| 6 | LINDBERG Anna | SWE | 294.75 | 12 | 324.70 | 9 | 342.15 |
| 7 | STRATTON Sharleen | AUS | 288.00 | 13 | 325.90 | 8 | 331.00 |
| 8 | FOSTER Nancilea | USA | 300.15 | 11 | 338.90 | 4 | 316.70 |
| 9 | LOUKAS Christina | USA | 312.60 | 8 | 329.00 | 7 | 315.70 |
| 10 | SANCHEZ Laura | MEX | 334.35 | 5 | 314.40 | 12 | 312.25 |
| 11 | FEDOROVA Olena | UKR | 323.75 | 7 | 329.10 | 6 | 298.40 |
| 12 | BARTA Nora | HUN | 276.15 | 18 | 318.15 | 11 | 269.25 |
| 13 | ABEL Jennifer | CAN | 300.75 | 10 | 296.10 | 13 | |
| 14 | NEWBERY Chantelle | AUS | 284.85 | 15 | 294.45 | 14 | |
| 15 | KOTZIAN Ditte | GER | 282.80 | 16 | 292.25 | 15 | |
| 16 | LUNA Jashia | MEX | 276.85 | 17 | 287.35 | 16 | |
| 17 | MARCONI Maria Elisabetta | ITA | 286.10 | 14 | 277.50 | 17 | |
| 18 | DIECKOW Katja | GER | 302.70 | 9 | 263.00 | 18 | |
| 19 | FILIPPOVA Svetlana | RUS | 274.20 | 19 | | | |
| 20 | PINEDA Diana Isabel | COL | 268.85 | 20 | | | |
| 21 | JIMIE Elizabeth | MAS | 253.50 | 21 | | | |
| 21 | LEONG Mun Yee | MAS | 253.50 | 21 | | | |
| 23 | PEREZ Sheila Mae | PHI | 251.15 | 23 | | | |
| 24 | KORMOS Villo | HUN | 247.95 | 24 | | | |
| 25 | GALLANTREE Rebecca | GBR | 232.75 | 25 | | | |
| 26 | PYSMENSKA Anna | UKR | 223.50 | 26 | | | |
| 27 | KRATOCHWIL Veronika | AUT | 218.75 | 27 | | | |
| 28 | DREYER Jenna | RSA | 210.90 | 28 | | | |
| 29 | ROMENSKAYA Darya | BLR | 207.00 | 29 | | | |
| 30 | BENITEZ Jenifer | ESP | 194.05 | 30 | | | |




NAC DIVING POOL
国家游泳中心跳水池
PISCINE DE PLONGEON DU CN

FRI 星期五 VEN
15 AUG 2008
13:30

DIVING
跳水 / PLONGEON

WOMEN'S 3M SPRINGBOARD
女子3米跳板 / TREMPAIN 3 M - FEMMES

PRELIMINARY
预赛 / ELIMINATOIRE



PANEL OF JUDGES

裁判出场名单 / PANEL DES JUGES

| Function | Name | |
|-------------------|-------------------------|-----|
| Referee | AL-SAFFAR Bashar | TDC |
| Assistant Referee | FYRIGOU-CONSOLO Georgia | TDC |

Panel A (Dive 1-3)

| | |
|-----------------|--------------------------------|
| Judge 1 | KELEMEN Ildiko |
| Judge 2 | GUEVARA Freddy Jose |
| Judge 3 | STRITT BURK Carmen |
| Judge 4 | WILSON Adrienne |
| Judge 5 | RUSSELL Jon Keith |
| Judge 6 | van de KONIJNENBURG Franciscus |
| Judge 7 | SISSONS Ann |
| Alternate Judge | RAO Lang |

Panel B (Dive 4-5)

| | |
|-----------------|----------------|
| Judge 1 | ALT Walter |
| Judge 2 | NOVOTNA Hana |
| Judge 3 | ROCHA Sergio |
| Judge 4 | MANZONI Renato |
| Judge 5 | BOYS Beverley |
| Judge 6 | McCLESKEY Olga |
| Judge 7 | YUASA Yoshino |
| Alternate Judge | RAO Lang |

Legend:

TDC FINA Technical Diving Committee



NAC DIVING POOL
国家游泳中心跳水池
PISCINE DE PLONGEON DU CN

FRI 星期五 VEN
15 AUG 2008
13:30

DIVING

跳水 / PLONGEON

WOMEN'S 3M SPRINGBOARD

女子3米跳板 / TREMPIN 3 M - FEMMES

PRELIMINARY

预赛 / ELIMINATOIRE



RESULTS

比赛成绩 / RÉSULTATS

| Rank | Name | NOC Code | Points | Points Behind | Qualified |
|------|--------------------------|----------|--------|---------------|-----------|
| 1 | GUO Jingjing | CHN | 373.90 | | Q |
| 2 | PAKHALINA Julia | RUS | 358.15 | 15.75 | Q |
| 3 | HARTLEY Blythe | CAN | 350.60 | 23.30 | Q |
| 4 | WU Minxia | CHN | 349.45 | 24.45 | Q |
| 5 | SANCHEZ Laura | MEX | 334.35 | 39.55 | Q |
| 6 | CAGNOTTO Tania | ITA | 332.90 | 41.00 | Q |
| 7 | FEDOROVA Olena | UKR | 323.75 | 50.15 | Q |
| 8 | LOUKAS Christina | USA | 312.60 | 61.30 | Q |
| 9 | DIECKOW Katja | GER | 302.70 | 71.20 | Q |
| 10 | ABEL Jennifer | CAN | 300.75 | 73.15 | Q |
| 11 | FOSTER Nancilea | USA | 300.15 | 73.75 | Q |
| 12 | LINDBERG Anna | SWE | 294.75 | 79.15 | Q |
| 13 | STRATTON Sharleen | AUS | 288.00 | 85.90 | Q |
| 14 | MARCONI Maria Elisabetta | ITA | 286.10 | 87.80 | Q |
| 15 | NEWBERY Chantelle | AUS | 284.85 | 89.05 | Q |
| 16 | KOTZIAN Ditte | GER | 282.80 | 91.10 | Q |
| 17 | LUNA Jashia | MEX | 276.85 | 97.05 | Q |
| 18 | BARTA Nora | HUN | 276.15 | 97.75 | Q |
| 19 | FILIPPOVA Svetlana | RUS | 274.20 | 99.70 | R |
| 20 | PINEDA Diana Isabel | COL | 268.85 | 105.05 | R |
| 21 | JIMIE Elizabeth | MAS | 253.50 | 120.40 | |
| 21 | LEONG Mun Yee | MAS | 253.50 | 120.40 | |
| 23 | PEREZ Sheila Mae | PHI | 251.15 | 122.75 | |
| 24 | KORMOS Villo | HUN | 247.95 | 125.95 | |
| 25 | GALLANTREE Rebecca | GBR | 232.75 | 141.15 | |
| 26 | PYSMENSKA Anna | UKR | 223.50 | 150.40 | |
| 27 | KRATOCHWIL Veronika | AUT | 218.75 | 155.15 | |
| 28 | DREYER Jenna | RSA | 210.90 | 163.00 | |
| 29 | ROMENSKAYA Darya | BLR | 207.00 | 166.90 | |
| 30 | BENITEZ Jenifer | ESP | 194.05 | 179.85 | |

Legend:

Q Qualified for next phase of competition **R** Reserve diver for next phase



DETAILED RESULTS

详细比赛成绩 / RÉSULTATS DÉTAILLÉS

| Rank | Name | NOC Code | Dive No. | DD | Judge's Score | | | | | | | Dive Points | Dive Rank | Total Points | Overall Rank | Points Behind |
|------|-------------------|----------|----------|-----|---------------|-----|-----|-----|-----|-----|-------|-------------|-----------|--------------|--------------|---------------|
| | | | | | J1 | J2 | J3 | J4 | J5 | J6 | J7 | | | | | |
| 1 | GUO Jingjing | CHN | 205B | 3.0 | 9.0 | 8.5 | 8.5 | 8.5 | 8.0 | 8.0 | 8.5 | 76.50 | 2 | 76.50 | 2 | 1.50 |
| | | | 305B | 3.0 | 9.0 | 8.5 | 9.0 | 9.0 | 9.0 | 9.0 | 81.00 | 1 | 157.50 | 2 | 1.10 | |
| | | | 107B | 3.1 | 6.5 | 5.5 | 7.0 | 6.0 | 6.5 | 7.0 | 6.0 | 58.90 | 13 | 216.40 | 3 | 9.75 |
| | | | 5152B | 3.0 | 8.5 | 9.0 | 9.0 | 9.0 | 8.5 | 9.0 | 9.0 | 81.00 | 1 | 297.40 | 2 | 0.75 |
| | | | 405B | 3.0 | 8.0 | 8.5 | 8.5 | 8.5 | 9.0 | 8.0 | 9.0 | 76.50 | 1 | 373.90 | 1 | |
| 2 | PAKHALINA Julia | RUS | 205B | 3.0 | 7.5 | 8.0 | 7.5 | 8.0 | 6.5 | 7.0 | 7.5 | 67.50 | 4 | 67.50 | 4 | 10.50 |
| | | | 405B | 3.0 | 8.5 | 8.0 | 8.5 | 8.5 | 8.0 | 8.5 | 8.5 | 76.50 | 3 | 144.00 | 4 | 14.60 |
| | | | 107B | 3.1 | 9.0 | 8.0 | 9.0 | 9.0 | 8.5 | 8.5 | 9.0 | 82.15 | 1 | 226.15 | 1 | |
| | | | 305B | 3.0 | 8.5 | 8.5 | 7.0 | 7.5 | 8.0 | 8.0 | 8.0 | 72.00 | 4 | 298.15 | 1 | |
| | | | 5152B | 3.0 | 6.5 | 6.5 | 6.0 | 6.5 | 7.0 | 7.0 | 7.5 | 60.00 | =16 | 358.15 | 2 | 15.75 |
| 3 | HARTLEY Blythe | CAN | 405B | 3.0 | 8.5 | 7.5 | 9.0 | 9.5 | 8.5 | 9.0 | 8.5 | 78.00 | 1 | 78.00 | 1 | |
| | | | 107B | 3.1 | 8.5 | 8.5 | 8.5 | 9.0 | 9.5 | 8.5 | 9.0 | 80.60 | 2 | 158.60 | 1 | |
| | | | 205B | 3.0 | 7.5 | 6.5 | 7.0 | 8.0 | 7.5 | 7.0 | 7.0 | 64.50 | 7 | 223.10 | 2 | 3.05 |
| | | | 305B | 3.0 | 7.0 | 7.5 | 6.5 | 6.5 | 7.5 | 7.5 | 7.5 | 66.00 | =6 | 289.10 | 3 | 9.05 |
| | | | 5152B | 3.0 | 7.0 | 7.5 | 7.0 | 6.0 | 7.5 | 6.5 | 6.5 | 61.50 | =14 | 350.60 | 3 | 23.30 |
| 4 | WU Minxia | CHN | 405B | 3.0 | 6.5 | 6.5 | 6.5 | 6.5 | 6.0 | 6.0 | 6.0 | 57.00 | 14 | 57.00 | 14 | 21.00 |
| | | | 5335D | 2.9 | 8.0 | 8.0 | 8.0 | 8.5 | 7.5 | 9.0 | 9.0 | 71.05 | 4 | 128.05 | 9 | 30.55 |
| | | | 107B | 3.1 | 8.0 | 7.5 | 8.5 | 8.0 | 8.0 | 8.5 | 8.0 | 74.40 | 2 | 202.45 | 5 | 23.70 |
| | | | 305B | 3.0 | 8.0 | 8.5 | 8.5 | 8.5 | 8.0 | 9.0 | 8.5 | 76.50 | 2 | 278.95 | 4 | 19.20 |
| | | | 205B | 3.0 | 8.0 | 8.0 | 7.5 | 8.0 | 7.5 | 7.5 | 8.0 | 70.50 | =4 | 349.45 | 4 | 24.45 |
| 5 | SANCHEZ Laura | MEX | 405B | 3.0 | 8.0 | 8.0 | 8.5 | 7.5 | 8.5 | 8.5 | 9.0 | 75.00 | 3 | 75.00 | 3 | 3.00 |
| | | | 205C | 2.8 | 8.0 | 8.5 | 8.5 | 7.5 | 8.5 | 7.5 | 8.5 | 70.00 | 5 | 145.00 | 3 | 13.60 |
| | | | 305B | 3.0 | 7.0 | 7.5 | 7.5 | 7.5 | 7.0 | 7.5 | 8.5 | 67.50 | =4 | 212.50 | 4 | 13.65 |
| | | | 107B | 3.1 | 7.5 | 5.5 | 6.5 | 6.0 | 5.5 | 6.0 | 6.5 | 57.35 | 18 | 269.85 | 5 | 28.30 |
| | | | 5152B | 3.0 | 7.0 | 7.5 | 7.5 | 7.0 | 7.0 | 7.0 | 7.5 | 64.50 | 9 | 334.35 | 5 | 39.55 |
| 6 | CAGNOTTO Tania | ITA | 205B | 3.0 | 7.0 | 8.0 | 7.0 | 7.0 | 6.5 | 7.5 | 7.5 | 64.50 | =6 | 64.50 | =6 | 13.50 |
| | | | 107C | 2.8 | 7.5 | 7.5 | 8.5 | 8.0 | 7.5 | 7.5 | 8.0 | 64.40 | 9 | 128.90 | 7 | 29.70 |
| | | | 5152B | 3.0 | 7.5 | 7.0 | 7.5 | 7.5 | 7.5 | 7.0 | 7.5 | 67.50 | =4 | 196.40 | 8 | 29.75 |
| | | | 405B | 3.0 | 7.0 | 7.5 | 7.5 | 7.5 | 7.0 | 7.0 | 7.0 | 64.50 | =9 | 260.90 | 6 | 37.25 |
| | | | 305B | 3.0 | 8.0 | 8.0 | 7.5 | 8.0 | 8.0 | 8.0 | 7.5 | 72.00 | =2 | 332.90 | 6 | 41.00 |
| 7 | FEDOROVA Olena | UKR | 405C | 2.7 | 7.5 | 8.0 | 8.5 | 8.0 | 8.5 | 8.0 | 8.5 | 66.15 | 5 | 66.15 | 5 | 11.85 |
| | | | 107C | 2.8 | 8.5 | 8.0 | 8.5 | 7.0 | 8.0 | 8.0 | 8.5 | 68.60 | 7 | 134.75 | 5 | 23.85 |
| | | | 205C | 2.8 | 7.5 | 7.5 | 7.5 | 8.0 | 7.5 | 7.0 | 7.5 | 63.00 | =8 | 197.75 | 7 | 28.40 |
| | | | 305C | 2.8 | 7.5 | 8.5 | 7.5 | 7.0 | 7.0 | 8.0 | 7.5 | 63.00 | =11 | 260.75 | 7 | 37.40 |
| | | | 5235D | 2.8 | 7.5 | 7.5 | 7.0 | 7.5 | 7.5 | 7.5 | 7.5 | 63.00 | =11 | 323.75 | 7 | 50.15 |
| 8 | LOUKAS Christina | USA | 405B | 3.0 | 6.5 | 7.0 | 7.0 | 7.0 | 7.0 | 7.0 | 7.0 | 63.00 | =8 | 63.00 | =8 | 15.00 |
| | | | 107B | 3.1 | 7.0 | 7.0 | 6.5 | 7.0 | 7.0 | 7.0 | 6.5 | 65.10 | 8 | 128.10 | 8 | 30.50 |
| | | | 205B | 3.0 | 7.5 | 8.0 | 8.5 | 7.5 | 7.5 | 8.0 | 8.0 | 70.50 | 3 | 198.60 | 6 | 27.55 |
| | | | 305B | 3.0 | 6.5 | 5.0 | 5.0 | 6.0 | 6.5 | 6.0 | 6.0 | 54.00 | 20 | 252.60 | 8 | 45.55 |
| | | | 5152B | 3.0 | 7.0 | 6.5 | 6.5 | 7.0 | 6.5 | 7.0 | 6.5 | 60.00 | =16 | 312.60 | 8 | 61.30 |
| 9 | DIECKOW Katja | GER | 5152B | 3.0 | 7.0 | 7.5 | 8.0 | 6.5 | 7.0 | 6.5 | 7.0 | 63.00 | =8 | 63.00 | =8 | 15.00 |
| | | | 107C | 2.8 | 5.5 | 5.5 | 5.0 | 5.0 | 6.0 | 6.0 | 5.5 | 46.20 | 24 | 109.20 | 14 | 49.40 |
| | | | 205B | 3.0 | 7.5 | 8.0 | 8.0 | 7.0 | 7.0 | 7.5 | 7.0 | 66.00 | 6 | 175.20 | 10 | 50.95 |
| | | | 305B | 3.0 | 8.0 | 7.5 | 8.0 | 7.5 | 7.5 | 8.0 | 7.5 | 69.00 | 5 | 244.20 | 9 | 53.95 |
| | | | 405B | 3.0 | 6.5 | 7.0 | 6.5 | 6.0 | 6.5 | 5.5 | 7.0 | 58.50 | 19 | 302.70 | 9 | 71.20 |
| 10 | ABEL Jennifer | CAN | 405B | 3.0 | 7.0 | 7.0 | 8.0 | 7.0 | 7.0 | 7.5 | 6.5 | 63.00 | =8 | 63.00 | =8 | 15.00 |
| | | | 107B | 3.1 | 7.5 | 8.0 | 7.5 | 7.0 | 7.0 | 7.5 | 8.0 | 69.75 | 6 | 132.75 | 6 | 25.85 |
| | | | 205B | 3.0 | 3.5 | 4.0 | 3.5 | 3.5 | 3.0 | 3.0 | 2.5 | 30.00 | 26 | 162.75 | 17 | 63.40 |
| | | | 305B | 3.0 | 7.5 | 8.5 | 8.5 | 8.0 | 8.5 | 8.5 | 8.0 | 75.00 | 3 | 237.75 | 10 | 60.40 |
| | | | 5152B | 3.0 | 7.0 | 7.0 | 6.5 | 7.0 | 6.5 | 7.0 | 6.5 | 63.00 | =11 | 300.75 | 10 | 73.15 |
| 11 | FOSTER Nancilea | USA | 205B | 3.0 | 4.5 | 4.0 | 5.5 | 5.0 | 5.0 | 5.0 | 4.0 | 43.50 | =27 | 43.50 | =27 | 34.50 |
| | | | 5152B | 3.0 | 6.5 | 5.5 | 7.0 | 7.5 | 7.0 | 7.5 | 7.0 | 63.00 | =10 | 106.50 | =17 | 52.10 |
| | | | 405C | 2.7 | 7.0 | 7.0 | 8.0 | 8.0 | 7.5 | 7.5 | 7.0 | 58.05 | 17 | 164.55 | 15 | 61.60 |
| | | | 107B | 3.1 | 7.0 | 6.5 | 7.0 | 7.0 | 7.5 | 7.0 | 7.5 | 65.10 | 8 | 229.65 | 11 | 68.50 |
| | | | 305B | 3.0 | 7.5 | 8.5 | 7.5 | 8.0 | 8.0 | 8.5 | 7.5 | 70.50 | =4 | 300.15 | 11 | 73.75 |
| 12 | LINDBERG Anna | SWE | 105B | 2.4 | 7.5 | 7.0 | 8.0 | 7.5 | 6.5 | 7.5 | 7.5 | 54.00 | =17 | 54.00 | =17 | 24.00 |
| | | | 205B | 3.0 | 5.5 | 5.5 | 6.5 | 5.5 | 5.5 | 6.0 | 6.0 | 51.00 | 21 | 105.00 | =20 | 53.60 |
| | | | 305B | 3.0 | 6.0 | 5.5 | 6.5 | 8.0 | 6.0 | 7.0 | 7.5 | 58.50 | =15 | 163.50 | 16 | 62.65 |
| | | | 405B | 3.0 | 7.5 | 8.0 | 7.0 | 7.0 | 8.0 | 7.5 | 7.0 | 66.00 | =6 | 229.50 | 12 | 68.65 |
| | | | 5335D | 2.9 | 7.5 | 8.0 | 7.5 | 7.5 | 7.5 | 7.5 | 7.5 | 65.25 | 8 | 294.75 | 12 | 79.15 |
| 13 | STRATTON Sharleen | AUS | 405B | 3.0 | 6.5 | 6.5 | 7.5 | 6.0 | 7.5 | 7.5 | 7.5 | 64.50 | =6 | 64.50 | =6 | 13.50 |
| | | | 205B | 3.0 | 5.0 | 5.5 | 7.0 | 6.5 | 6.5 | 6.5 | 6.0 | 57.00 | 14 | 121.50 | 10 | 37.10 |
| | | | 107C | 2.8 | 7.5 | 7.0 | 7.5 | 7.0 | 7.5 | 7.5 | 8.0 | 63.00 | =8 | 184.50 | 9 | 41.65 |
| | | | 305B | 3.0 | 4.0 | 4.0 | 3.5 | 3.0 | 4.0 | 4.5 | 4.0 | 36.00 | 29 | 220.50 | 15 | 77.65 |
| | | | 5152B | 3.0 | 7.5 | 7.0 | 7.0 | 7.5 | 7.5 | 7.5 | 8.0 | 67.50 | 7 | 288.00 | 13 | 85.90 |



DETAILED RESULTS

详细比赛成绩 / RÉSULTATS DÉTAILLÉS

| Rank | Name | NOC Code | Dive No. | DD | Judge's Score | | | | | | | Dive Points | Dive Rank | Total Points | Overall Rank | Points Behind |
|------|--------------------------|----------|----------|-----|---------------|-----|-----|-----|-----|-----|-------|-------------|-----------|--------------|--------------|---------------|
| | | | | | J1 | J2 | J3 | J4 | J5 | J6 | J7 | | | | | |
| 14 | MARCONI Maria Elisabetta | ITA | 205B | 3.0 | 4.5 | 5.5 | 5.0 | 5.0 | 5.5 | 4.5 | 4.5 | 43.50 | =27 | 43.50 | =27 | 34.50 |
| | | | 107C | 2.8 | 5.5 | 4.5 | 5.5 | 5.5 | 6.0 | 6.0 | 6.5 | 47.60 | 22 | 91.10 | 27 | 67.50 |
| | | | 5152B | 3.0 | 6.5 | 6.0 | 6.5 | 7.0 | 7.0 | 6.5 | 7.0 | 60.00 | =11 | 151.10 | 21 | 75.05 |
| | | | 405B | 3.0 | 7.0 | 7.0 | 7.0 | 7.0 | 7.0 | 7.0 | 7.0 | 63.00 | =11 | 214.10 | 20 | 84.05 |
| | | | 305B | 3.0 | 8.0 | 8.5 | 7.5 | 8.0 | 8.0 | 8.0 | 7.5 | 72.00 | =2 | 286.10 | 14 | 87.80 |
| 15 | NEWBERY Chantelle | AUS | 405C | 2.7 | 7.0 | 7.5 | 7.0 | 7.5 | 7.0 | 7.5 | 8.0 | 59.40 | 13 | 59.40 | 13 | 18.60 |
| | | | 205B | 3.0 | 6.0 | 6.5 | 6.5 | 6.0 | 6.0 | 6.0 | 6.0 | 54.00 | =17 | 113.40 | 13 | 45.20 |
| | | | 305B | 3.0 | 4.0 | 4.5 | 5.0 | 4.5 | 5.5 | 5.0 | 4.5 | 42.00 | =23 | 155.40 | 20 | 70.75 |
| | | | 107B | 3.1 | 6.5 | 6.5 | 7.0 | 6.5 | 6.5 | 7.0 | 6.5 | 60.45 | 13 | 215.85 | 17 | 82.30 |
| | | | 5152B | 3.0 | 7.5 | 8.0 | 7.5 | 7.5 | 8.0 | 8.0 | 8.0 | 69.00 | 6 | 284.85 | 15 | 89.05 |
| 16 | KOTZIAN Ditte | GER | 405C | 2.7 | 6.5 | 7.0 | 6.0 | 7.5 | 6.5 | 6.5 | 7.0 | 54.00 | =17 | 54.00 | =17 | 24.00 |
| | | | 107C | 2.8 | 7.5 | 7.5 | 7.0 | 8.0 | 7.5 | 7.5 | 7.5 | 63.00 | =10 | 117.00 | 12 | 41.60 |
| | | | 205B | 3.0 | 6.0 | 5.0 | 5.0 | 6.5 | 6.0 | 5.5 | 4.0 | 49.50 | 21 | 166.50 | 13 | 59.65 |
| | | | 305B | 3.0 | 6.0 | 5.5 | 6.0 | 5.0 | 5.5 | 6.5 | 6.5 | 52.50 | =21 | 219.00 | 16 | 79.15 |
| | | | 5335D | 2.9 | 7.5 | 7.5 | 7.0 | 7.0 | 7.0 | 7.5 | 7.5 | 63.80 | 10 | 282.80 | 16 | 91.10 |
| 17 | LUNA Jashia | MEX | 105B | 2.4 | 7.5 | 7.5 | 7.5 | 7.0 | 6.5 | 6.0 | 6.5 | 50.40 | =23 | 50.40 | =23 | 27.60 |
| | | | 405C | 2.7 | 7.0 | 7.5 | 7.0 | 7.5 | 6.0 | 6.5 | 7.5 | 58.05 | 13 | 108.45 | 15 | 50.15 |
| | | | 205C | 2.8 | 7.0 | 7.0 | 7.5 | 7.0 | 6.5 | 6.5 | 7.0 | 58.80 | 14 | 167.25 | 11 | 58.90 |
| | | | 305C | 2.8 | 6.5 | 7.0 | 7.5 | 7.0 | 6.5 | 7.5 | 6.5 | 57.40 | 17 | 224.65 | 14 | 73.50 |
| | | | 5335D | 2.9 | 5.5 | 6.0 | 7.0 | 6.0 | 6.0 | 6.0 | 6.0 | 52.20 | 23 | 276.85 | 17 | 97.05 |
| 18 | BARTA Nora | HUN | 405C | 2.7 | 7.5 | 7.5 | 7.5 | 7.0 | 7.5 | 7.5 | 8.0 | 60.75 | 12 | 60.75 | 12 | 17.25 |
| | | | 107C | 2.8 | 6.5 | 6.5 | 7.5 | 7.5 | 6.5 | 7.0 | 8.0 | 58.80 | 12 | 119.55 | 11 | 39.05 |
| | | | 205B | 3.0 | 4.5 | 4.5 | 5.0 | 4.5 | 4.5 | 5.5 | 4.5 | 40.50 | 25 | 160.05 | 18 | 66.10 |
| | | | 305C | 2.8 | 7.0 | 6.5 | 5.5 | 6.0 | 6.0 | 7.0 | 7.0 | 54.60 | 19 | 214.65 | 19 | 83.50 |
| | | | 5152B | 3.0 | 6.5 | 7.0 | 6.5 | 6.5 | 7.0 | 7.0 | 7.0 | 61.50 | =14 | 276.15 | 18 | 97.75 |
| 19 | FILIPPOVA Svetlana | RUS | 405B | 3.0 | 7.0 | 7.0 | 7.0 | 6.5 | 7.0 | 7.0 | 6.5 | 63.00 | =8 | 63.00 | =8 | 15.00 |
| | | | 205B | 3.0 | 4.5 | 5.0 | 4.5 | 5.0 | 5.0 | 4.5 | 4.0 | 42.00 | 27 | 105.00 | =20 | 53.60 |
| | | | 305B | 3.0 | 6.5 | 7.0 | 7.0 | 6.5 | 6.5 | 6.5 | 7.0 | 60.00 | =11 | 165.00 | 14 | 61.15 |
| | | | 105B | 2.4 | 7.0 | 7.0 | 7.0 | 7.0 | 7.0 | 6.5 | 7.0 | 50.40 | 23 | 215.40 | 18 | 82.75 |
| | | | 5235D | 2.8 | 7.0 | 7.5 | 7.0 | 7.0 | 7.0 | 6.5 | 7.0 | 58.80 | 18 | 274.20 | 19 | 99.70 |
| 20 | PINEDA Diana Isabel | COL | 105B | 2.4 | 7.0 | 7.5 | 7.0 | 7.0 | 7.0 | 6.5 | 7.0 | 50.40 | =23 | 50.40 | =23 | 27.60 |
| | | | 405C | 2.7 | 6.0 | 7.5 | 6.5 | 7.0 | 7.0 | 7.0 | 6.5 | 55.35 | 15 | 105.75 | 19 | 52.85 |
| | | | 5335D | 2.9 | 6.5 | 7.0 | 7.0 | 7.5 | 6.5 | 7.0 | 7.0 | 60.90 | 10 | 166.65 | 12 | 59.50 |
| | | | 305C | 2.8 | 7.0 | 7.0 | 7.0 | 6.5 | 7.0 | 7.5 | 7.0 | 58.80 | =14 | 225.45 | 13 | 72.70 |
| | | | 205C | 2.8 | 5.5 | 5.0 | 5.5 | 5.0 | 4.5 | 5.5 | 5.0 | 43.40 | 29 | 268.85 | 20 | 105.05 |
| 21 | JIMIE Elizabeth | MAS | 105B | 2.4 | 7.0 | 7.0 | 6.5 | 6.5 | 6.5 | 6.5 | 7.0 | 48.00 | =25 | 48.00 | =25 | 30.00 |
| | | | 405B | 3.0 | 5.5 | 6.0 | 6.0 | 5.0 | 6.0 | 6.5 | 6.0 | 54.00 | =17 | 102.00 | 23 | 56.60 |
| | | | 5235D | 2.8 | 4.5 | 5.0 | 5.5 | 5.0 | 5.0 | 5.0 | 5.0 | 42.00 | =23 | 144.00 | 24 | 82.15 |
| | | | 305B | 3.0 | 5.5 | 5.0 | 6.0 | 6.0 | 5.5 | 6.0 | 6.0 | 52.50 | =21 | 196.50 | 22 | 101.65 |
| | | | 205B | 3.0 | 6.5 | 6.5 | 6.0 | 6.5 | 6.0 | 6.0 | 6.5 | 57.00 | 20 | 253.50 | =21 | 120.40 |
| 21 | LEONG Mun Yee | MAS | 105B | 2.4 | 7.5 | 7.5 | 8.5 | 7.5 | 7.5 | 7.5 | 8.0 | 54.00 | =17 | 54.00 | =17 | 24.00 |
| | | | 5152B | 3.0 | 5.0 | 5.0 | 6.5 | 5.5 | 6.0 | 6.0 | 6.0 | 52.50 | 20 | 106.50 | =17 | 52.10 |
| | | | 205B | 3.0 | 5.5 | 5.5 | 5.5 | 5.5 | 6.0 | 6.0 | 6.0 | 51.00 | 18 | 157.50 | 19 | 68.65 |
| | | | 305B | 3.0 | 3.5 | 3.0 | 3.5 | 3.0 | 4.0 | 4.0 | 4.5 | 33.00 | 30 | 190.50 | 24 | 107.65 |
| | | | 405B | 3.0 | 7.0 | 7.0 | 6.5 | 7.0 | 6.5 | 7.0 | 7.0 | 63.00 | =11 | 253.50 | =21 | 120.40 |
| 23 | PEREZ Sheila Mae | PHI | 105B | 2.4 | 7.5 | 7.5 | 7.0 | 7.5 | 7.0 | 7.5 | 7.5 | 52.80 | 21 | 52.80 | 21 | 25.20 |
| | | | 205C | 2.8 | 5.5 | 5.0 | 5.5 | 5.0 | 5.0 | 5.5 | 5.0 | 43.40 | 26 | 96.20 | 25 | 62.40 |
| | | | 305C | 2.8 | 6.0 | 7.0 | 5.5 | 6.0 | 5.5 | 6.0 | 7.0 | 50.40 | =19 | 146.60 | 23 | 79.55 |
| | | | 405B | 3.0 | 5.5 | 5.0 | 6.0 | 5.5 | 6.5 | 4.5 | 5.0 | 48.00 | 24 | 194.60 | 23 | 103.55 |
| | | | 5335D | 2.9 | 6.5 | 6.5 | 6.0 | 6.5 | 6.5 | 6.5 | 7.0 | 56.55 | 21 | 251.15 | 23 | 122.75 |
| 24 | KORMOS Villo | HUN | 405C | 2.7 | 7.0 | 7.0 | 7.0 | 6.5 | 6.5 | 6.5 | 7.0 | 55.35 | 16 | 55.35 | 16 | 22.65 |
| | | | 105B | 2.4 | 6.5 | 6.5 | 6.0 | 6.0 | 6.0 | 6.5 | 6.5 | 45.60 | 25 | 100.95 | 24 | 57.65 |
| | | | 305C | 2.8 | 6.0 | 6.0 | 5.5 | 5.5 | 6.0 | 5.5 | 6.0 | 49.00 | 22 | 149.95 | 22 | 76.20 |
| | | | 205C | 2.8 | 6.0 | 6.0 | 5.0 | 5.0 | 6.0 | 5.0 | 6.0 | 47.60 | 25 | 197.55 | 21 | 100.60 |
| | | | 5235D | 2.8 | 6.0 | 6.0 | 6.5 | 6.0 | 5.5 | 5.5 | 6.0 | 50.40 | 25 | 247.95 | 24 | 125.95 |
| 25 | GALLANTREE Rebecca | GBR | 405B | 3.0 | 5.5 | 5.0 | 6.5 | 5.0 | 6.0 | 5.0 | 5.5 | 48.00 | =25 | 48.00 | =25 | 30.00 |
| | | | 107B | 3.1 | 6.0 | 5.5 | 5.5 | 6.0 | 6.0 | 5.5 | 6.0 | 54.25 | 16 | 102.25 | 22 | 56.35 |
| | | | 305B | 3.0 | 3.5 | 4.5 | 3.5 | 2.5 | 3.0 | 2.5 | 3.0 | 28.50 | 27 | 130.75 | 26 | 95.40 |
| | | | 205B | 3.0 | 6.0 | 5.5 | 6.5 | 6.5 | 6.5 | 7.0 | 58.50 | 16 | 189.25 | 25 | 108.90 | |
| | | | 5152B | 3.0 | 6.0 | 4.5 | 4.5 | 5.0 | 4.5 | 5.5 | 5.0 | 43.50 | 28 | 232.75 | 25 | 141.15 |
| 26 | PYSMENSKA Anna | UKR | 405B | 3.0 | 2.5 | 4.0 | 4.0 | 3.0 | 3.5 | 3.5 | 3.5 | 31.50 | 30 | 31.50 | 30 | 46.50 |
| | | | 107B | 3.1 | 5.0 | 5.5 | 5.0 | 5.0 | 5.0 | 4.5 | 4.5 | 46.50 | 23 | 78.00 | 29 | 80.60 |
| | | | 205B | 3.0 | 6.0 | 7.0 | 6.0 | 6.5 | 6.5 | 7.0 | 58.50 | =15 | 136.50 | 25 | 89.65 | |
| | | | 305B | 3.0 | 4.5 | 4.5 | 5.0 | 4.0 | 3.5 | 6.0 | 4.0 | 39.00 | 27 | 175.50 | 26 | 122.65 |
| | | | 5152B | 3.0 | 5.0 | 5.0 | 6.0 | 5.5 | 5.5 | 4.5 | 5.5 | 48.00 | 26 | 223.50 | 26 | 150.40 |



DETAILED RESULTS

详细比赛成绩 / RÉSULTATS DÉTAILLÉS

| Rank | Name | NOC Code | Dive No. | DD | Judge's Score | | | | | | | Dive Points | Dive Rank | Total Points | Overall Rank | Points Behind |
|------|---------------------|----------|----------|-----|---------------|-----|-----|-----|-----|-----|-----|-------------|-----------|--------------|--------------|---------------|
| | | | | | J1 | J2 | J3 | J4 | J5 | J6 | J7 | | | | | |
| 27 | KRATOCHWIL Veronika | AUT | 105B | 2.4 | 7.0 | 7.5 | 7.5 | 8.5 | 7.5 | 7.5 | 8.0 | 54.00 | =17 | 54.00 | =17 | 24.00 |
| | | | 405C | 2.7 | 6.5 | 6.5 | 5.5 | 6.5 | 6.5 | 6.5 | 7.0 | 52.65 | 19 | 106.65 | 16 | 51.95 |
| | | | 305B | 3.0 | 4.5 | 3.5 | 4.5 | 4.5 | 4.0 | 4.0 | 4.0 | *19.50 | 30 | 126.15 | 27 | 100.00 |
| | | | 205C | 2.8 | 5.5 | 5.5 | 5.0 | 5.5 | 5.5 | 5.5 | 5.5 | 46.20 | 26 | 172.35 | 27 | 125.80 |
| | | | 5335D | 2.9 | 5.0 | 5.5 | 5.5 | 5.0 | 5.5 | 5.5 | 5.0 | 46.40 | 27 | 218.75 | 27 | 155.15 |
| 28 | DREYER Jenna | RSA | 205B | 3.0 | 4.0 | 5.5 | 4.5 | 4.5 | 5.0 | 4.5 | 5.0 | 42.00 | 29 | 42.00 | 29 | 36.00 |
| | | | 107B | 3.1 | 0.0 | 0.0 | 0.0 | 0.0 | 0.0 | 0.0 | 0.0 | 0.00 | 30 | 42.00 | 30 | 116.60 |
| | | | 305C | 2.8 | 5.5 | 6.0 | 6.5 | 6.0 | 6.0 | 5.5 | 6.5 | 50.40 | =19 | 92.40 | 30 | 133.75 |
| | | | 405B | 3.0 | 7.0 | 6.5 | 6.5 | 7.5 | 7.0 | 7.5 | 7.5 | 64.50 | =9 | 156.90 | 29 | 141.25 |
| | | | 5152B | 3.0 | 6.0 | 5.5 | 6.0 | 6.0 | 6.5 | 6.0 | 6.5 | 54.00 | 22 | 210.90 | 28 | 163.00 |
| 29 | ROMENSKAYA Darya | BLR | 5152B | 3.0 | 6.0 | 6.0 | 6.5 | 5.5 | 5.5 | 5.0 | 6.0 | 52.50 | 22 | 52.50 | 22 | 25.50 |
| | | | 205B | 3.0 | 4.5 | 5.5 | 4.5 | 4.5 | 4.0 | 4.0 | 4.0 | 39.00 | 28 | 91.50 | 26 | 67.10 |
| | | | 305B | 3.0 | 3.0 | 3.0 | 3.0 | 3.0 | 3.5 | 3.5 | 2.0 | 27.00 | 28 | 118.50 | 28 | 107.65 |
| | | | 107B | 3.1 | 3.5 | 3.5 | 4.0 | 4.0 | 4.5 | 4.0 | 4.5 | 37.20 | 28 | 155.70 | 30 | 142.45 |
| | | | 405C | 2.7 | 6.0 | 6.5 | 6.5 | 6.5 | 6.0 | 6.0 | 6.5 | 51.30 | 24 | 207.00 | 29 | 166.90 |
| 30 | BENITEZ Jenifer | ESP | 405C | 2.7 | 7.0 | 6.0 | 7.0 | 7.5 | 7.0 | 7.0 | 7.5 | 56.70 | 15 | 56.70 | 15 | 21.30 |
| | | | 5333D | 2.5 | 3.5 | 4.5 | 4.0 | 4.0 | 5.5 | 6.0 | 5.0 | 33.75 | 29 | 90.45 | 28 | 68.15 |
| | | | 107C | 2.8 | 2.5 | 3.0 | 2.5 | 2.5 | 3.0 | 2.5 | 2.0 | 21.00 | 29 | 111.45 | 29 | 114.70 |
| | | | 205C | 2.8 | 7.0 | 7.0 | 7.0 | 7.0 | 7.0 | 7.0 | 6.5 | 58.80 | =14 | 170.25 | 28 | 127.90 |
| | | | 305C | 2.8 | 2.5 | 2.0 | 2.0 | 3.0 | 3.0 | 4.0 | 3.0 | 23.80 | 30 | 194.05 | 30 | 179.85 |

Legend:

DD Degree of difficulty No. Number = Indicates the same rank by points
* Penalty of 2.0 point deduction due to restart



NAC DIVING POOL
国家游泳中心跳水池
PISCINE DE PLONGEON DU CN

SAT 星期六 SAM
16 AUG 2008
20:00

DIVING
跳水 / PLONGEON

WOMEN'S 3M SPRINGBOARD
女子3米跳板 / TREMPIN 3 M - FEMMES

SEMIFINAL
半决赛 / DEMI-FINALE



PANEL OF JUDGES

裁判出场名单 / PANEL DES JUGES

| Function | Name | |
|-------------------|---------------------|-----|
| Referee | AL-SAFFAR Bashar | TDC |
| Assistant Referee | GEISSBUHLER Michael | TDC |

Panel A (Dive 1-5)

| | |
|-----------------|--------------------------------|
| Judge 1 | GONCALVES Roberto |
| Judge 2 | van de KONIJNENBURG Franciscus |
| Judge 3 | SISSONS Ann |
| Judge 4 | RUIZ PEDREGUERA Rolando |
| Judge 5 | NOVOTNA Hana |
| Judge 6 | STRITT BURK Carmen |
| Judge 7 | WILSON Adrienne |
| Alternate Judge | YUASA Yoshino |

Legend:

TDC FINA Technical Diving Committee



NAC DIVING POOL
国家游泳中心跳水池
PISCINE DE PLONGEON DU CN

SAT 星期六 SAM
16 AUG 2008
20:00

DIVING
跳水 / PLONGEON

WOMEN'S 3M SPRINGBOARD
女子3米跳板 / TREMPLEIN 3 M - FEMMES

SEMIFINAL
半决赛 / DEMI-FINALE



RESULTS

比赛成绩 / RÉSULTATS

| Rank | Name | NOC Code | Points | Points Behind | Qualified |
|------|--------------------------|----------|--------|---------------|-----------|
| 1 | GUO Jingjing | CHN | 398.55 | | Q |
| 2 | PAKHALINA Julia | RUS | 383.50 | 15.05 | Q |
| 3 | WU Minxia | CHN | 345.30 | 53.25 | Q |
| 4 | FOSTER Nancilea | USA | 338.90 | 59.65 | Q |
| 5 | CAGNOTTO Tania | ITA | 332.40 | 66.15 | Q |
| 6 | FEDOROVA Olena | UKR | 329.10 | 69.45 | Q |
| 7 | LOUKAS Christina | USA | 329.00 | 69.55 | Q |
| 8 | STRATTON Sharleen | AUS | 325.90 | 72.65 | Q |
| 9 | LINDBERG Anna | SWE | 324.70 | 73.85 | Q |
| 10 | HARTLEY Blythe | CAN | 324.60 | 73.95 | Q |
| 11 | BARTA Nora | HUN | 318.15 | 80.40 | Q |
| 12 | SANCHEZ Laura | MEX | 314.40 | 84.15 | Q |
| 13 | ABEL Jennifer | CAN | 296.10 | 102.45 | R |
| 14 | NEWBERY Chantelle | AUS | 294.45 | 104.10 | R |
| 15 | KOTZIAN Ditte | GER | 292.25 | 106.30 | |
| 16 | LUNA Jashia | MEX | 287.35 | 111.20 | |
| 17 | MARCONI Maria Elisabetta | ITA | 277.50 | 121.05 | |
| 18 | DIECKOW Katja | GER | 263.00 | 135.55 | |

Legend:

Q Qualified for next phase of competition **R** Reserve diver for next phase



DETAILED RESULTS

详细比赛成绩 / RÉSULTATS DÉTAILLÉS

| Rank | Name | NOC Code | Dive No. | DD | Judge's Score | | | | | | | Dive Points | Dive Rank | Total Points | Overall Rank | Points Behind |
|------|-------------------|----------|----------|-----|---------------|-----|-----|-----|-----|-----|-----|-------------|-----------|--------------|--------------|---------------|
| | | | | | J1 | J2 | J3 | J4 | J5 | J6 | J7 | | | | | |
| 1 | GUO Jingjing | CHN | 205B | 3.0 | 8.5 | 9.5 | 9.5 | 8.5 | 9.0 | 9.0 | 8.5 | 79.50 | =1 | 79.50 | =1 | |
| | | | 305B | 3.0 | 8.0 | 8.5 | 8.5 | 8.5 | 8.5 | 9.0 | 8.5 | 76.50 | 2 | 156.00 | 1 | |
| | | | 107B | 3.1 | 8.5 | 8.5 | 8.5 | 8.5 | 8.5 | 8.5 | 8.5 | 79.05 | 1 | 235.05 | 1 | |
| | | | 5152B | 3.0 | 9.0 | 9.5 | 8.5 | 9.0 | 9.0 | 9.5 | 8.5 | 81.00 | 1 | 316.05 | 1 | |
| | | | 405B | 3.0 | 9.0 | 9.0 | 9.5 | 9.0 | 9.5 | 9.0 | 10 | 82.50 | 1 | 398.55 | 1 | |
| 2 | PAKHALINA Julia | RUS | 205B | 3.0 | 8.0 | 7.5 | 7.5 | 7.0 | 8.0 | 8.0 | 7.5 | 69.00 | 6 | 69.00 | 6 | 10.50 |
| | | | 405B | 3.0 | 9.0 | 9.0 | 8.5 | 8.5 | 8.5 | 9.0 | 8.5 | 78.00 | 1 | 147.00 | 3 | 9.00 |
| | | | 107B | 3.1 | 8.5 | 8.5 | 8.0 | 8.5 | 8.0 | 8.5 | 7.5 | 77.50 | 2 | 224.50 | 2 | 10.55 |
| | | | 305B | 3.0 | 9.0 | 8.5 | 8.5 | 9.0 | 8.5 | 8.5 | 9.0 | 78.00 | 2 | 302.50 | 2 | 13.55 |
| | | | 5152B | 3.0 | 9.0 | 9.0 | 9.0 | 9.0 | 9.0 | 9.5 | 9.0 | 81.00 | 2 | 383.50 | 2 | 15.05 |
| 3 | WU Minxia | CHN | 405B | 3.0 | 9.0 | 9.0 | 9.0 | 8.0 | 8.5 | 9.0 | 8.5 | 79.50 | =1 | 79.50 | =1 | |
| | | | 5335D | 2.9 | 8.5 | 8.5 | 8.5 | 8.5 | 8.0 | 8.5 | 9.0 | 73.95 | 3 | 153.45 | 2 | 2.55 |
| | | | 107B | 3.1 | 4.0 | 4.5 | 4.5 | 4.5 | 4.5 | 5.0 | 5.0 | 41.85 | 18 | 195.30 | 5 | 39.75 |
| | | | 305B | 3.0 | 8.0 | 8.0 | 8.0 | 8.0 | 6.5 | 7.5 | 7.5 | 70.50 | =6 | 265.80 | 5 | 50.25 |
| | | | 205B | 3.0 | 9.5 | 9.0 | 8.5 | 8.5 | 8.5 | 9.0 | 9.5 | 79.50 | 3 | 345.30 | 3 | 53.25 |
| 4 | FOSTER Nancilea | USA | 205B | 3.0 | 7.5 | 7.5 | 7.5 | 7.5 | 7.5 | 7.0 | 7.5 | 67.50 | =7 | 67.50 | =7 | 12.00 |
| | | | 5152B | 3.0 | 8.0 | 8.5 | 8.5 | 8.0 | 8.0 | 8.0 | 7.5 | 72.00 | 4 | 139.50 | 4 | 16.50 |
| | | | 405C | 2.7 | 7.5 | 8.0 | 7.0 | 7.5 | 7.5 | 7.0 | 8.5 | 60.75 | 9 | 200.25 | 4 | 34.80 |
| | | | 107B | 3.1 | 7.5 | 7.0 | 7.0 | 7.0 | 7.5 | 7.0 | 7.5 | 66.65 | 11 | 266.90 | 3 | 49.15 |
| | | | 305B | 3.0 | 8.5 | 8.0 | 8.0 | 8.0 | 7.5 | 7.5 | 8.0 | 72.00 | =4 | 338.90 | 4 | 59.65 |
| 5 | CAGNOTTO Tania | ITA | 205B | 3.0 | 7.0 | 7.5 | 7.0 | 7.0 | 7.5 | 6.5 | 7.5 | 64.50 | 12 | 64.50 | 12 | 15.00 |
| | | | 107C | 2.8 | 8.5 | 8.5 | 8.5 | 8.5 | 8.5 | 9.0 | 8.5 | 71.40 | 5 | 135.90 | 6 | 20.10 |
| | | | 5152B | 3.0 | 7.5 | 7.5 | 8.0 | 7.5 | 8.0 | 7.5 | 7.5 | 67.50 | =4 | 203.40 | 3 | 31.65 |
| | | | 405B | 3.0 | 7.5 | 7.0 | 6.5 | 7.0 | 7.0 | 7.0 | 6.5 | 63.00 | 14 | 266.40 | 4 | 49.65 |
| | | | 305B | 3.0 | 7.5 | 7.0 | 7.0 | 7.0 | 8.0 | 7.5 | 8.0 | 66.00 | =13 | 332.40 | 5 | 66.15 |
| 6 | FEDOROVA Olena | UKR | 405C | 2.7 | 9.0 | 8.5 | 9.0 | 9.0 | 9.0 | 8.0 | 8.0 | 72.90 | 3 | 72.90 | 3 | 6.60 |
| | | | 107C | 2.8 | 6.5 | 5.5 | 5.0 | 6.0 | 5.5 | 5.5 | 6.0 | 47.60 | 16 | 120.50 | 13 | 35.50 |
| | | | 205C | 2.8 | 8.0 | 8.5 | 8.5 | 8.5 | 8.5 | 8.5 | 8.0 | 71.40 | 3 | 191.90 | 6 | 43.15 |
| | | | 305C | 2.8 | 8.0 | 8.0 | 8.5 | 8.0 | 8.5 | 8.5 | 8.0 | 68.60 | 8 | 260.50 | 7 | 55.55 |
| | | | 5235D | 2.8 | 8.0 | 7.5 | 8.5 | 8.5 | 8.0 | 8.5 | 8.0 | 68.60 | 9 | 329.10 | 6 | 69.45 |
| 7 | LOUKAS Christina | USA | 405B | 3.0 | 7.5 | 6.5 | 6.5 | 6.5 | 6.5 | 7.0 | 7.5 | 60.00 | =15 | 60.00 | =15 | 19.50 |
| | | | 107B | 3.1 | 7.0 | 6.5 | 6.0 | 6.5 | 7.0 | 6.5 | 7.5 | 62.00 | 10 | 122.00 | 12 | 34.00 |
| | | | 205B | 3.0 | 8.0 | 8.0 | 7.5 | 7.5 | 7.5 | 7.0 | 7.0 | 67.50 | =4 | 189.50 | 7 | 45.55 |
| | | | 305B | 3.0 | 8.5 | 8.5 | 7.5 | 8.5 | 7.5 | 8.0 | 7.5 | 72.00 | =3 | 261.50 | 6 | 54.55 |
| | | | 5152B | 3.0 | 8.0 | 7.5 | 7.5 | 7.5 | 7.5 | 7.5 | 7.5 | 67.50 | 11 | 329.00 | 7 | 69.55 |
| 8 | STRATTON Sharleen | AUS | 405B | 3.0 | 8.0 | 8.0 | 8.0 | 7.5 | 8.5 | 7.5 | 8.5 | 72.00 | =4 | 72.00 | =4 | 7.50 |
| | | | 205B | 3.0 | 6.5 | 6.0 | 6.5 | 7.0 | 6.0 | 6.5 | 7.0 | 58.50 | 13 | 130.50 | 8 | 25.50 |
| | | | 107C | 2.8 | 7.5 | 6.5 | 6.5 | 7.0 | 6.0 | 7.0 | 7.0 | 57.40 | 10 | 187.90 | 8 | 47.15 |
| | | | 305B | 3.0 | 7.5 | 7.0 | 7.0 | 8.0 | 7.5 | 8.0 | 7.5 | 67.50 | =9 | 255.40 | 10 | 60.65 |
| | | | 5152B | 3.0 | 7.5 | 7.5 | 8.0 | 8.0 | 7.5 | 8.0 | 8.0 | 70.50 | =6 | 325.90 | 8 | 72.65 |
| 9 | LINDBERG Anna | SWE | 105B | 2.4 | 8.0 | 8.5 | 8.5 | 8.5 | 8.5 | 8.0 | 8.0 | 60.00 | =15 | 60.00 | =15 | 19.50 |
| | | | 205B | 3.0 | 7.0 | 6.0 | 6.5 | 6.5 | 7.0 | 6.5 | 7.0 | 60.00 | 11 | 120.00 | 14 | 36.00 |
| | | | 305B | 3.0 | 8.0 | 7.0 | 8.0 | 7.5 | 7.5 | 7.5 | 7.5 | 67.50 | =4 | 187.50 | 9 | 47.55 |
| | | | 405B | 3.0 | 8.0 | 7.5 | 8.0 | 7.5 | 8.0 | 7.5 | 8.0 | 70.50 | =6 | 258.00 | 8 | 58.05 |
| | | | 5335D | 2.9 | 8.0 | 8.0 | 8.0 | 7.5 | 7.0 | 7.0 | 7.5 | 66.70 | 12 | 324.70 | 9 | 73.85 |
| 10 | HARTLEY Blythe | CAN | 405B | 3.0 | 8.0 | 8.0 | 8.0 | 8.0 | 8.0 | 8.5 | 8.5 | 72.00 | =4 | 72.00 | =4 | 7.50 |
| | | | 107B | 3.1 | 7.0 | 7.0 | 7.0 | 7.5 | 7.5 | 6.5 | 6.5 | 65.10 | =6 | 137.10 | 5 | 18.90 |
| | | | 205B | 3.0 | 5.5 | 5.0 | 4.5 | 5.0 | 5.5 | 5.5 | 6.5 | 48.00 | 16 | 185.10 | 11 | 49.95 |
| | | | 305B | 3.0 | 7.5 | 7.5 | 7.5 | 7.5 | 6.5 | 7.5 | 7.5 | 67.50 | =9 | 252.60 | 11 | 63.45 |
| | | | 5152B | 3.0 | 7.5 | 8.0 | 8.0 | 8.0 | 8.0 | 8.0 | 8.5 | 72.00 | =4 | 324.60 | 10 | 73.95 |
| 11 | BARTA Nora | HUN | 405C | 2.7 | 8.0 | 7.5 | 7.5 | 7.5 | 7.5 | 7.0 | 7.5 | 60.75 | 14 | 60.75 | 14 | 18.75 |
| | | | 107C | 2.8 | 7.5 | 7.5 | 7.5 | 7.5 | 8.0 | 7.5 | 7.5 | 63.00 | =8 | 123.75 | 11 | 32.25 |
| | | | 205B | 3.0 | 6.0 | 7.0 | 7.0 | 7.0 | 6.5 | 7.0 | 6.0 | 61.50 | 8 | 185.25 | 10 | 49.80 |
| | | | 305C | 2.8 | 9.0 | 8.0 | 8.5 | 8.5 | 8.5 | 8.5 | 8.5 | 71.40 | 5 | 256.65 | 9 | 59.40 |
| | | | 5152B | 3.0 | 6.0 | 6.5 | 7.0 | 7.0 | 7.0 | 6.5 | 6.5 | 61.50 | 16 | 318.15 | 11 | 80.40 |
| 12 | SANCHEZ Laura | MEX | 405B | 3.0 | 7.0 | 7.0 | 8.0 | 7.5 | 8.0 | 7.0 | 8.0 | 67.50 | =7 | 67.50 | =7 | 12.00 |
| | | | 205C | 2.8 | 7.5 | 7.0 | 7.0 | 7.0 | 6.5 | 7.0 | 7.0 | 58.80 | 12 | 126.30 | 9 | 29.70 |
| | | | 305B | 3.0 | 6.0 | 5.5 | 6.5 | 6.5 | 5.5 | 6.5 | 6.5 | 57.00 | 11 | 183.30 | 12 | 51.75 |
| | | | 107B | 3.1 | 7.0 | 7.0 | 7.0 | 7.5 | 7.0 | 7.5 | 7.0 | 65.10 | 12 | 248.40 | 12 | 67.65 |
| | | | 5152B | 3.0 | 7.5 | 6.5 | 7.0 | 7.5 | 7.5 | 7.0 | 8.0 | 66.00 | =13 | 314.40 | 12 | 84.15 |
| 13 | ABEL Jennifer | CAN | 405B | 3.0 | 7.5 | 7.0 | 7.5 | 7.0 | 8.0 | 7.5 | 7.5 | 67.50 | =7 | 67.50 | =7 | 12.00 |
| | | | 107B | 3.1 | 7.0 | 7.0 | 5.0 | 6.5 | 7.0 | 7.5 | 7.0 | 65.10 | =6 | 132.60 | 7 | 23.40 |
| | | | 205B | 3.0 | 6.0 | 4.0 | 5.5 | 4.5 | 5.0 | 4.5 | 5.5 | 45.00 | 17 | 177.60 | 14 | 57.45 |
| | | | 305B | 3.0 | 5.5 | 5.5 | 5.0 | 6.0 | 5.5 | 6.0 | 5.5 | 49.50 | 17 | 227.10 | 13 | 88.95 |
| | | | 5152B | 3.0 | 8.0 | 8.0 | 7.0 | 7.5 | 8.0 | 7.5 | 7.5 | 69.00 | 8 | 296.10 | 13 | 102.45 |



DETAILED RESULTS

详细比赛成绩 / RÉSULTATS DÉTAILLÉS

| Rank | Name | NOC Code | Dive No. | DD | Judge's Score | | | | | | | Dive Points | Dive Rank | Total Points | Overall Rank | Points Behind |
|------|--------------------------|----------|----------|-----|---------------|-----|-----|-----|-----|-----|-----|-------------|-----------|--------------|--------------|---------------|
| | | | | | J1 | J2 | J3 | J4 | J5 | J6 | J7 | | | | | |
| 14 | NEWBERY Chantelle | AUS | 405C | 2.7 | 8.0 | 7.5 | 8.5 | 8.0 | 8.0 | 8.0 | 8.5 | 64.80 | =10 | 64.80 | =10 | 14.70 |
| | | | 205B | 3.0 | 6.5 | 6.0 | 5.5 | 6.0 | 5.0 | 5.5 | 6.0 | 52.50 | 15 | 117.30 | 15 | 38.70 |
| | | | 305B | 3.0 | 6.5 | 5.5 | 6.0 | 6.0 | 6.0 | 7.0 | 7.0 | 55.50 | 12 | 172.80 | 15 | 62.25 |
| | | | 107B | 3.1 | 5.5 | 7.0 | 6.5 | 5.5 | 5.0 | 5.5 | 5.0 | 51.15 | 16 | 223.95 | 17 | 92.10 |
| | | | 5152B | 3.0 | 8.0 | 7.5 | 8.0 | 7.5 | 8.0 | 8.0 | 7.5 | 70.50 | =6 | 294.45 | 14 | 104.10 |
| 15 | KOTZIAN Ditte | GER | 405C | 2.7 | 8.0 | 8.0 | 8.5 | 8.0 | 8.0 | 7.0 | 8.0 | 64.80 | =10 | 64.80 | =10 | 14.70 |
| | | | 107C | 2.8 | 4.5 | 4.0 | 4.0 | 4.5 | 4.5 | 4.5 | 5.0 | 37.80 | 17 | 102.60 | 17 | 53.40 |
| | | | 205B | 3.0 | 5.5 | 5.0 | 6.0 | 6.0 | 5.0 | 5.0 | 6.5 | 49.50 | =14 | 152.10 | 17 | 82.95 |
| | | | 305B | 3.0 | 8.0 | 7.5 | 8.0 | 8.0 | 7.5 | 8.0 | 8.0 | 72.00 | =3 | 224.10 | 16 | 91.95 |
| | | | 5335D | 2.9 | 8.0 | 8.0 | 8.0 | 7.0 | 7.5 | 7.5 | 8.0 | 68.15 | 10 | 292.25 | 15 | 106.30 |
| 16 | LUNA Jashia | MEX | 105B | 2.4 | 7.5 | 7.0 | 7.5 | 8.0 | 7.0 | 7.5 | 7.0 | 52.80 | 18 | 52.80 | 18 | 26.70 |
| | | | 405C | 2.7 | 7.5 | 6.5 | 7.0 | 7.0 | 6.5 | 7.0 | 6.5 | 55.35 | 14 | 108.15 | 16 | 47.85 |
| | | | 205C | 2.8 | 7.5 | 7.5 | 7.5 | 7.0 | 6.5 | 7.5 | 6.5 | 61.60 | 7 | 169.75 | 16 | 65.30 |
| | | | 305C | 2.8 | 7.5 | 6.0 | 7.0 | 7.0 | 6.0 | 6.5 | 5.5 | 54.60 | 15 | 224.35 | 15 | 91.70 |
| | | | 5235D | 2.8 | 7.5 | 7.5 | 7.5 | 7.0 | 7.0 | 7.5 | 7.5 | 63.00 | 15 | 287.35 | 16 | 111.20 |
| 17 | MARCONI Maria Elisabetta | ITA | 205B | 3.0 | 7.0 | 6.5 | 6.5 | 7.0 | 7.5 | 7.0 | 7.5 | 63.00 | 13 | 63.00 | 13 | 16.50 |
| | | | 107C | 2.8 | 7.5 | 7.0 | 7.5 | 7.5 | 8.0 | 7.5 | 7.5 | 63.00 | =8 | 126.00 | 10 | 30.00 |
| | | | 5152B | 3.0 | 5.5 | 6.0 | 6.5 | 6.0 | 5.5 | 6.5 | 6.0 | 54.00 | 13 | 180.00 | 13 | 55.05 |
| | | | 405B | 3.0 | 5.0 | 5.0 | 5.5 | 5.0 | 5.0 | 6.0 | 5.0 | 45.00 | 18 | 225.00 | 14 | 91.05 |
| | | | 305B | 3.0 | 5.0 | 5.5 | 6.0 | 6.0 | 6.0 | 6.5 | 5.5 | 52.50 | 18 | 277.50 | 17 | 121.05 |
| 18 | DIECKOW Katja | GER | 5152B | 3.0 | 6.0 | 6.0 | 6.5 | 6.0 | 6.5 | 7.0 | 6.5 | 57.00 | 17 | 57.00 | 17 | 22.50 |
| | | | 107C | 2.8 | 5.0 | 3.5 | 4.5 | 4.5 | 4.0 | 3.5 | 4.0 | 35.00 | 18 | 92.00 | 18 | 64.00 |
| | | | 205B | 3.0 | 5.5 | 6.5 | 6.5 | 5.5 | 5.0 | 5.0 | 5.5 | 49.50 | =14 | 141.50 | 18 | 93.55 |
| | | | 305B | 3.0 | 7.5 | 7.0 | 7.5 | 7.5 | 7.0 | 7.0 | 6.5 | 64.50 | 13 | 206.00 | 18 | 110.05 |
| | | | 405B | 3.0 | 6.5 | 6.5 | 6.0 | 6.0 | 6.5 | 6.0 | 6.5 | 57.00 | 17 | 263.00 | 18 | 135.55 |

Legend:

DD Degree of difficulty No. Number = Indicates the same rank by points



NAC DIVING POOL
国家游泳中心跳水池
PISCINE DE PLONGEON DU CN

SUN 星期日 DIM
17 AUG 2008
20:30

DIVING
跳水 / PLONGEON

WOMEN'S 3M SPRINGBOARD
女子3米跳板 / TREMPIN 3 M - FEMMES

FINAL
决赛 / FINALE



PANEL OF JUDGES

裁判出场名单 / PANEL DES JUGES

CORRECTED

| Function | Name | |
|-------------------|-------------------------|-----|
| Referee | AL-SAFFAR Bashar | TDC |
| Assistant Referee | FYRIGOU-CONSOLO Georgia | TDC |

Panel A (Dive 1-5)

| | |
|-----------------|--------------------------------|
| Judge 1 | YUASA Yoshino |
| Judge 2 | ALT Walter |
| Judge 3 | RUIZ PEDREGUERA Rolando |
| Judge 4 | van de KONIJNENBURG Franciscus |
| Judge 5 | NOVOTNA Hana |
| Judge 6 | GONCALVES Roberto |
| Judge 7 | BAMBER Susan Mary Anastatia |
| Alternate Judge | STRITT BURK Carmen |

Judge 1 WILSON Adrienne, replaced by YUASA Yoshino

Legend:

TDC FINA Technical Diving Committee



NAC DIVING POOL
国家游泳中心跳水池
PISCINE DE PLONGEON DU CN

SUN 星期日 DIM
17 AUG 2008
20:30

DIVING
跳水 / PLONGEON

WOMEN'S 3M SPRINGBOARD
女子3米跳板 / TREMPIN 3 M - FEMMES

FINAL
决赛 / FINALE



RESULTS

比赛成绩 / RÉSULTATS

| Rank | Name | NOC Code | Points | Points Behind |
|------|-------------------|----------|--------|---------------|
| 1 | GUO Jingjing | CHN | 415.35 | |
| 2 | PAKHALINA Julia | RUS | 398.60 | 16.75 |
| 3 | WU Minxia | CHN | 389.85 | 25.50 |
| 4 | HARTLEY Blythe | CAN | 374.60 | 40.75 |
| 5 | CAGNOTTO Tania | ITA | 349.20 | 66.15 |
| 6 | LINDBERG Anna | SWE | 342.15 | 73.20 |
| 7 | STRATTON Sharleen | AUS | 331.00 | 84.35 |
| 8 | FOSTER Nancilea | USA | 316.70 | 98.65 |
| 9 | LOUKAS Christina | USA | 315.70 | 99.65 |
| 10 | SANCHEZ Laura | MEX | 312.25 | 103.10 |
| 11 | FEDOROVA Olena | UKR | 298.40 | 116.95 |
| 12 | BARTA Nora | HUN | 269.25 | 146.10 |



DETAILED RESULTS

详细比赛成绩 / RÉSULTATS DÉTAILLÉS

| Rank | Name | NOC Code | Dive No. | DD | Judge's Score | | | | | | | Dive Points | Dive Rank | Total Points | Overall Rank | Points Behind | |
|------|-------------------|----------|----------|-----|---------------|-----|-----|-----|-----|-----|-------|-------------|-----------|--------------|--------------|---------------|--|
| | | | | | J1 | J2 | J3 | J4 | J5 | J6 | J7 | | | | | | |
| 1 | GUO Jingjing | CHN | 205B | 3.0 | 9.0 | 8.5 | 9.0 | 9.0 | 9.0 | 9.0 | 9.0 | 9.0 | 81.00 | =1 | 81.00 | =1 | |
| | | | 305B | 3.0 | 9.0 | 9.5 | 10 | 9.5 | 9.5 | 9.0 | 9.0 | 84.00 | 1 | 165.00 | 1 | | |
| | | | 107B | 3.1 | 9.5 | 9.0 | 9.5 | 9.5 | 8.5 | 9.5 | 9.5 | 88.35 | 1 | 253.35 | 1 | | |
| | | | 5152B | 3.0 | 9.0 | 7.0 | 8.5 | 9.0 | 9.0 | 8.0 | 8.0 | 76.50 | 3 | 329.85 | 1 | | |
| | | | 405B | 3.0 | 9.5 | 9.5 | 9.0 | 9.5 | 9.5 | 9.5 | 9.0 | 85.50 | 1 | 415.35 | 1 | | |
| 2 | PAKHALINA Julia | RUS | 205B | 3.0 | 9.0 | 9.5 | 9.0 | 8.5 | 9.0 | 9.0 | 8.0 | 81.00 | =1 | 81.00 | =1 | | |
| | | | 405B | 3.0 | 8.5 | 8.0 | 8.0 | 8.5 | 8.5 | 7.5 | 75.00 | =4 | 156.00 | 2 | 9.00 | | |
| | | | 107B | 3.1 | 9.0 | 9.0 | 8.5 | 8.5 | 8.5 | 9.0 | 8.0 | 80.60 | 2 | 236.60 | 2 | 16.75 | |
| | | | 305B | 3.0 | 9.0 | 9.5 | 8.5 | 9.0 | 8.5 | 9.5 | 9.5 | 82.50 | 2 | 319.10 | 2 | 10.75 | |
| | | | 5152B | 3.0 | 9.5 | 9.0 | 8.5 | 8.5 | 9.0 | 9.0 | 8.5 | 79.50 | 4 | 398.60 | 2 | 16.75 | |
| 3 | WU Minxia | CHN | 405B | 3.0 | 7.5 | 8.0 | 8.0 | 8.0 | 8.0 | 8.5 | 7.5 | 72.00 | =4 | 72.00 | =4 | 9.00 | |
| | | | 5335D | 2.9 | 8.5 | 8.5 | 9.0 | 9.0 | 8.0 | 9.0 | 8.0 | 75.40 | 3 | 147.40 | 5 | 17.60 | |
| | | | 107B | 3.1 | 8.5 | 8.0 | 8.5 | 8.5 | 8.0 | 8.0 | 7.5 | 75.95 | 4 | 223.35 | 4 | 30.00 | |
| | | | 305B | 3.0 | 9.5 | 9.5 | 10 | 9.5 | 9.0 | 9.5 | 9.5 | 85.50 | 1 | 308.85 | 3 | 21.00 | |
| | | | 205B | 3.0 | 9.0 | 8.0 | 9.0 | 9.0 | 9.0 | 9.0 | 8.5 | 81.00 | 3 | 389.85 | 3 | 25.50 | |
| 4 | HARTLEY Blythe | CAN | 405B | 3.0 | 8.5 | 8.0 | 8.0 | 7.5 | 8.0 | 7.5 | 7.0 | 70.50 | 7 | 70.50 | 7 | 10.50 | |
| | | | 107B | 3.1 | 9.0 | 8.0 | 9.0 | 8.5 | 8.5 | 8.5 | 9.0 | 80.60 | 2 | 151.10 | 3 | 13.90 | |
| | | | 205B | 3.0 | 8.5 | 8.0 | 8.5 | 8.0 | 8.0 | 8.5 | 8.5 | 75.00 | 5 | 226.10 | 3 | 27.25 | |
| | | | 305B | 3.0 | 8.0 | 8.5 | 8.0 | 8.0 | 7.5 | 8.0 | 8.5 | 72.00 | =4 | 298.10 | 4 | 31.75 | |
| | | | 5152B | 3.0 | 8.5 | 8.5 | 8.5 | 8.5 | 8.5 | 8.0 | 8.5 | 76.50 | 5 | 374.60 | 4 | 40.75 | |
| 5 | CAGNOTTO Tania | ITA | 205B | 3.0 | 8.0 | 8.0 | 8.0 | 8.5 | 8.5 | 8.0 | 8.0 | 72.00 | =4 | 72.00 | =4 | 9.00 | |
| | | | 107C | 2.8 | 8.0 | 8.5 | 8.0 | 7.5 | 8.5 | 8.0 | 8.0 | 67.20 | =8 | 139.20 | 6 | 25.80 | |
| | | | 5152B | 3.0 | 7.0 | 6.0 | 6.5 | 7.0 | 6.5 | 7.0 | 6.0 | 60.00 | 10 | 199.20 | 6 | 54.15 | |
| | | | 405B | 3.0 | 7.5 | 8.0 | 7.0 | 7.5 | 8.0 | 7.5 | 7.0 | 67.50 | 7 | 266.70 | 6 | 63.15 | |
| | | | 305B | 3.0 | 9.0 | 9.5 | 10 | 9.0 | 9.0 | 9.0 | 9.5 | 82.50 | 2 | 349.20 | 5 | 66.15 | |
| 6 | LINDBERG Anna | SWE | 105B | 2.4 | 8.5 | 8.5 | 8.5 | 8.5 | 8.5 | 8.5 | 8.5 | 61.20 | 11 | 61.20 | 11 | 19.80 | |
| | | | 205B | 3.0 | 7.0 | 6.5 | 6.5 | 7.0 | 6.0 | 6.5 | 5.5 | 58.50 | 11 | 119.70 | 11 | 45.30 | |
| | | | 305B | 3.0 | 8.0 | 8.5 | 8.5 | 8.5 | 8.5 | 9.0 | 8.5 | 76.50 | 3 | 196.20 | 10 | 57.15 | |
| | | | 405B | 3.0 | 8.0 | 8.5 | 8.0 | 8.0 | 8.0 | 8.5 | 8.0 | 72.00 | =4 | 268.20 | 5 | 61.65 | |
| | | | 5335D | 2.9 | 8.5 | 8.0 | 9.0 | 8.0 | 8.5 | 9.0 | 8.5 | 73.95 | 7 | 342.15 | 6 | 73.20 | |
| 7 | STRATTON Sharleen | AUS | 405B | 3.0 | 8.0 | 9.0 | 8.0 | 7.5 | 7.5 | 8.5 | 8.5 | 73.50 | 3 | 73.50 | 3 | 7.50 | |
| | | | 205B | 3.0 | 8.0 | 8.0 | 8.5 | 8.5 | 8.0 | 8.5 | 8.5 | 75.00 | =4 | 148.50 | 4 | 16.50 | |
| | | | 107C | 2.8 | 6.0 | 5.5 | 7.0 | 5.5 | 6.0 | 5.5 | 6.0 | 49.00 | 11 | 197.50 | 9 | 55.85 | |
| | | | 305B | 3.0 | 7.5 | 6.5 | 7.0 | 6.0 | 7.5 | 7.5 | 7.5 | 66.00 | 8 | 263.50 | 7 | 66.35 | |
| | | | 5152B | 3.0 | 7.5 | 8.0 | 7.0 | 7.5 | 7.5 | 7.5 | 7.5 | 67.50 | =9 | 331.00 | 7 | 84.35 | |
| 8 | FOSTER Nancilea | USA | 205B | 3.0 | 7.0 | 7.0 | 6.5 | 6.5 | 7.0 | 7.5 | 6.5 | 61.50 | 10 | 61.50 | 10 | 19.50 | |
| | | | 5152B | 3.0 | 8.0 | 7.5 | 8.0 | 8.5 | 8.0 | 8.0 | 7.5 | 72.00 | 6 | 133.50 | 8 | 31.50 | |
| | | | 405C | 2.7 | 8.0 | 8.0 | 8.0 | 8.0 | 8.5 | 8.0 | 7.5 | 64.80 | 9 | 198.30 | 7 | 55.05 | |
| | | | 107B | 3.1 | 5.0 | 4.5 | 5.0 | 4.5 | 5.0 | 4.5 | 4.0 | 43.40 | 10 | 241.70 | 11 | 88.15 | |
| | | | 305B | 3.0 | 8.0 | 8.0 | 8.5 | 9.0 | 8.0 | 8.5 | 8.5 | 75.00 | 6 | 316.70 | 8 | 98.65 | |
| 9 | LOUKAS Christina | USA | 405B | 3.0 | 8.0 | 7.5 | 7.5 | 7.5 | 7.0 | 8.0 | 7.5 | 67.50 | 9 | 67.50 | 9 | 13.50 | |
| | | | 107B | 3.1 | 8.0 | 7.5 | 7.0 | 7.5 | 6.5 | 7.5 | 7.0 | 68.20 | 7 | 135.70 | 7 | 29.30 | |
| | | | 205B | 3.0 | 7.5 | 7.5 | 7.0 | 8.0 | 6.5 | 7.5 | 7.5 | 67.50 | 7 | 203.20 | 5 | 50.15 | |
| | | | 305B | 3.0 | 6.0 | 5.0 | 4.0 | 5.0 | 4.5 | 4.5 | 4.0 | 42.00 | 11 | 245.20 | =9 | 84.65 | |
| | | | 5152B | 3.0 | 8.0 | 7.5 | 8.0 | 8.0 | 7.0 | 8.0 | 7.5 | 70.50 | 8 | 315.70 | 9 | 99.65 | |
| 10 | SANCHEZ Laura | MEX | 405B | 3.0 | 8.0 | 8.5 | 8.5 | 8.0 | 8.0 | 8.0 | 8.0 | 72.00 | =4 | 72.00 | =4 | 9.00 | |
| | | | 205C | 2.8 | 7.0 | 7.5 | 7.0 | 6.5 | 7.5 | 7.0 | 7.5 | 60.20 | 10 | 132.20 | 9 | 32.80 | |
| | | | 305B | 3.0 | 7.5 | 7.5 | 7.5 | 7.0 | 7.0 | 8.0 | 7.0 | 66.00 | 8 | 198.20 | 8 | 55.15 | |
| | | | 107B | 3.1 | 4.0 | 6.0 | 5.5 | 5.0 | 5.0 | 5.5 | 4.5 | 48.05 | 9 | 246.25 | 8 | 83.60 | |
| | | | 5152B | 3.0 | 7.0 | 7.5 | 8.0 | 7.0 | 7.0 | 7.5 | 7.5 | 66.00 | 11 | 312.25 | 10 | 103.10 | |
| 11 | FEDOROVA Olena | UKR | 405C | 2.7 | 8.5 | 9.0 | 9.0 | 8.5 | 9.0 | 8.5 | 8.5 | 70.20 | 8 | 70.20 | 8 | 10.80 | |
| | | | 107C | 2.8 | 5.5 | 4.0 | 4.0 | 4.0 | 3.5 | 4.5 | 3.5 | 33.60 | 12 | 103.80 | 12 | 61.20 | |
| | | | 205C | 2.8 | 8.5 | 8.5 | 8.5 | 8.5 | 8.0 | 8.0 | 8.5 | 71.40 | 6 | 175.20 | 11 | 78.15 | |
| | | | 305C | 2.8 | 8.5 | 7.5 | 8.0 | 8.5 | 8.0 | 8.5 | 9.0 | 70.00 | 6 | 245.20 | =9 | 84.65 | |
| | | | 5235D | 2.8 | 6.0 | 5.5 | 5.5 | 6.5 | 6.5 | 7.0 | 7.0 | 53.20 | 12 | 298.40 | 11 | 116.95 | |
| 12 | BARTA Nora | HUN | 405C | 2.7 | 7.5 | 7.5 | 8.0 | 7.5 | 7.5 | 7.5 | 7.5 | 60.75 | 12 | 60.75 | 12 | 20.25 | |
| | | | 107C | 2.8 | 8.0 | 8.5 | 8.0 | 8.0 | 8.5 | 8.0 | 8.0 | 67.20 | =8 | 127.95 | 10 | 37.05 | |
| | | | 205B | 3.0 | 5.0 | 4.0 | 4.0 | 4.5 | 4.0 | 4.0 | 3.5 | 36.00 | 12 | 163.95 | 12 | 89.40 | |
| | | | 305C | 2.8 | 5.0 | 4.5 | 4.5 | 4.5 | 4.0 | 4.5 | 4.0 | 37.80 | 12 | 201.75 | 12 | 128.10 | |
| | | | 5152B | 3.0 | 7.5 | 7.5 | 7.0 | 7.5 | 7.5 | 7.5 | 8.0 | 67.50 | =9 | 269.25 | 12 | 146.10 | |

Legend:

DD Degree of difficulty No. Number = Indicates the same rank by points



RESULTS SUMMARY

比赛综合成绩 / RÉSUMÉ DES RÉSULTATS

| Rank | Name | NOC Code | Preliminaries | | Semifinals | | Finals |
|------|------------------------|-------------|---------------|------|------------|------|--------|
| | | | Points | Rank | Points | Rank | Points |
| 1 | HE Chong | CHN | 515.50 | 1 | 547.25 | 1 | 572.90 |
| 2 | DESPATIE Alexandre | CAN | 453.60 | 9 | 518.75 | 2 | 536.65 |
| 3 | QIN Kai | CHN | 502.95 | 2 | 508.50 | 3 | 530.10 |
| 4 | SAUTIN Dmitry | RUS | 474.85 | 4 | 476.35 | 8 | 512.65 |
| 5 | ROZENBERG Pavlo | GER | 431.65 | 16 | 454.30 | 12 | 485.60 |
| 6 | DUMAIS Troy | USA | 448.40 | 12 | 463.15 | 10 | 472.50 |
| 7 | CASTILLO Yahel | MEX | 480.65 | 3 | 504.55 | 4 | 462.10 |
| 8 | HAUSDING Patrick | GER | 451.65 | 11 | 481.90 | 5 | 462.05 |
| 9 | NEWBERY Robert | AUS | 465.15 | 6 | 460.35 | 11 | 461.05 |
| 10 | URAN Juan Guillermo | COL | 443.05 | 14 | 468.90 | 9 | 454.50 |
| 11 | TERAUCHI Ken | JPN | 452.80 | 10 | 478.25 | 7 | 442.50 |
| 12 | COLWILL Chris | USA | 464.75 | 7 | 480.95 | 6 | 425.90 |
| 13 | PUHAKKA Joonas | FIN | 469.45 | 5 | 451.95 | 13 | |
| 14 | MARCONI Nicola | ITA | 430.90 | 18 | 444.55 | 14 | |
| 15 | KVASHA Ilyya | UKR | 461.65 | 8 | 439.55 | 15 | |
| 16 | MITCHAM Matthew | AUS | 439.85 | 15 | 427.45 | 16 | |
| 17 | DOBROSKOK Aleksandr | RUS | 431.15 | 17 | 412.00 | 17 | |
| 18 | ROSS Reuben | CAN | 446.15 | 13 | 395.85 | 18 | |
| 19 | BETANCOURT Jorge | CUB | 428.25 | 19 | | | |
| 20 | ILLANA Javier | ESP | 423.90 | 20 | | | |
| 21 | FUMADO RODRIGUEZ Ramon | VEN | 419.05 | 21 | | | |
| 22 | BLAHA Constantin | AUT | 407.55 | 22 | | | |
| 23 | SHLYAKHOV Yuriy | UKR | 405.05 | 23 | | | |
| 24 | CASTRO Cesar | BRA | 400.60 | 24 | | | |
| 25 | KUCHMASOV Sergei | BLR | 399.40 | 25 | | | |
| 26 | SWAIN Benjamin | GBR | 390.30 | 26 | | | |
| 27 | PUPO Jorge L | CUB | 388.70 | 27 | | | |
| 28 | MARCONI Tommaso | ITA | 360.15 | 28 | | | |
| 29 | SON Seongchel | KOR | 353.35 | 29 | | | |



NAC DIVING POOL
国家游泳中心跳水池
PISCINE DE PLONGEON DU CN

MON 星期一 LUN
18 AUG 2008
19:00

DIVING

跳水 / PLONGEON

MEN'S 3M SPRINGBOARD

男子3米跳板 / TREMPIN 3 M - HOMMES

PRELIMINARY

预赛 / ELIMINATOIRE



PANEL OF JUDGES

裁判出场名单 / PANEL DES JUGES

| Function | Name | |
|-------------------|------------------------|-----|
| Referee | HOOD Robin | TDC |
| Assistant Referee | LLINAS QUETGLAS Julian | TDC |

Panel A (Dive 1-3)

| | |
|-----------------|-------------------------|
| Judge 1 | SISSONS Ann |
| Judge 2 | LINDBERG Mathz |
| Judge 3 | YUASA Yoshino |
| Judge 4 | RUSSELL Jon Keith |
| Judge 5 | ALT Walter |
| Judge 6 | RUIZ PEDREGUERA Rolando |
| Judge 7 | MANZONI Renato |
| Alternate Judge | WILSON Adrienne |

Panel B (Dive 4-6)

| | |
|-----------------|--------------------------------|
| Judge 1 | GONCALVES Roberto |
| Judge 2 | van de KONIJNENBURG Franciscus |
| Judge 3 | ROCHA Sergio |
| Judge 4 | McCLESKEY Olga |
| Judge 5 | RAO Lang |
| Judge 6 | STRITT BURK Carmen |
| Judge 7 | LYON Raelene |
| Alternate Judge | WILSON Adrienne |

Legend:

TDC FINA Technical Diving Committee



NAC DIVING POOL
国家游泳中心跳水池
PISCINE DE PLONGEON DU CN

MON 星期一 LUN
18 AUG 2008
19:00

DIVING

跳水 / PLONGEON

MEN'S 3M SPRINGBOARD

男子3米跳板 / TREPLIN 3 M - HOMMES

PRELIMINARY

预赛 / ELIMINATOIRE



RESULTS

比赛成绩 / RÉSULTATS

| Rank | Name | NOC Code | Points | Points Behind | Qualified |
|------|--------------------------------|----------|--------|---------------|-----------|
| 1 | HE Chong | CHN | 515.50 | | Q |
| 2 | QIN Kai | CHN | 502.95 | 12.55 | Q |
| 3 | CASTILLO Yahel | MEX | 480.65 | 34.85 | Q |
| 4 | SAUTIN Dmitry | RUS | 474.85 | 40.65 | Q |
| 5 | PUHAKKA Joonas | FIN | 469.45 | 46.05 | Q |
| 6 | NEWBERY Robert | AUS | 465.15 | 50.35 | Q |
| 7 | COLWILL Chris | USA | 464.75 | 50.75 | Q |
| 8 | KVASHA Ilya | UKR | 461.65 | 53.85 | Q |
| 9 | DESPATIE Alexandre | CAN | 453.60 | 61.90 | Q |
| 10 | TERAUCHI Ken | JPN | 452.80 | 62.70 | Q |
| 11 | HAUSDING Patrick | GER | 451.65 | 63.85 | Q |
| 12 | DUMAIS Troy | USA | 448.40 | 67.10 | Q |
| 13 | ROSS Reuben | CAN | 446.15 | 69.35 | Q |
| 14 | URAN Juan Guillermo | COL | 443.05 | 72.45 | Q |
| 15 | MITCHAM Matthew | AUS | 439.85 | 75.65 | Q |
| 16 | ROZENBERG Pavlo | GER | 431.65 | 83.85 | Q |
| 17 | DOBROSKOK Aleksandr | RUS | 431.15 | 84.35 | Q |
| 18 | MARCONI Nicola | ITA | 430.90 | 84.60 | Q |
| 19 | BETANCOURT Jorge | CUB | 428.25 | 87.25 | R |
| 20 | ILLANA Javier | ESP | 423.90 | 91.60 | R |
| 21 | FUMADO RODRIGUEZ Ramon Antonio | VEN | 419.05 | 96.45 | |
| 22 | BLAHA Constantin | AUT | 407.55 | 107.95 | |
| 23 | SHLYAKHOV Yuriy | UKR | 405.05 | 110.45 | |
| 24 | CASTRO Cesar | BRA | 400.60 | 114.90 | |
| 25 | KUCHMASOV Sergei | BLR | 399.40 | 116.10 | |
| 26 | SWAIN Benjamin | GBR | 390.30 | 125.20 | |
| 27 | PUPO Jorge L | CUB | 388.70 | 126.80 | |
| 28 | MARCONI Tommaso | ITA | 360.15 | 155.35 | |
| 29 | SON Seongchel | KOR | 353.35 | 162.15 | |

Legend:

Q Qualified for next phase of competition **R** Reserve diver for next phase



DETAILED RESULTS

详细比赛成绩 / RÉSULTATS DÉTAILLÉS

| Rank | Name | NOC Code | Dive No. | DD | Judge's Score | | | | | | | Dive Points | Dive Rank | Total Points | Overall Rank | Points Behind |
|------|--------------------|----------|----------|-----|---------------|-----|-----|-----|-----|-----|-------|-------------|-----------|--------------|--------------|---------------|
| | | | | | J1 | J2 | J3 | J4 | J5 | J6 | J7 | | | | | |
| 1 | HE Chong | CHN | 107B | 3.1 | 9.0 | 9.0 | 9.5 | 9.0 | 9.5 | 9.5 | 9.0 | 85.25 | 2 | 85.25 | 2 | 0.50 |
| | | | 205B | 3.0 | 8.0 | 7.5 | 8.0 | 7.5 | 7.0 | 7.5 | 67.50 | =20 | 152.75 | 7 | 7.30 | |
| | | | 307C | 3.5 | 6.5 | 7.5 | 8.0 | 6.5 | 7.5 | 7.5 | 65.25 | 11 | 228.00 | 7 | 9.60 | |
| | | | 5154B | 3.4 | 9.5 | 9.5 | 9.5 | 9.5 | 9.0 | 9.5 | 9.0 | 96.90 | 1 | 324.90 | 2 | 1.95 |
| | | | 407C | 3.4 | 9.0 | 9.5 | 9.0 | 9.0 | 9.0 | 9.0 | 9.5 | 91.80 | 2 | 416.70 | 1 | |
| | | | 5156B | 3.8 | 8.5 | 8.5 | 9.0 | 8.5 | 9.0 | 9.0 | 8.5 | 98.80 | 1 | 515.50 | 1 | |
| 2 | QIN Kai | CHN | 107B | 3.1 | 8.5 | 8.5 | 9.0 | 9.5 | 8.0 | 9.0 | 8.5 | 80.60 | 4 | 80.60 | 4 | 5.15 |
| | | | 205B | 3.0 | 8.0 | 8.0 | 9.0 | 7.0 | 8.0 | 7.5 | 8.0 | 72.00 | 16 | 152.60 | 8 | 7.45 |
| | | | 5154B | 3.4 | 8.0 | 8.0 | 9.0 | 8.5 | 8.5 | 8.0 | 8.5 | 85.00 | 1 | 237.60 | 1 | |
| | | | 307C | 3.5 | 8.5 | 8.5 | 8.5 | 8.0 | 9.0 | 8.5 | 8.5 | 89.25 | =2 | 326.85 | 1 | |
| | | | 407C | 3.4 | 8.0 | 8.0 | 8.0 | 8.0 | 8.5 | 8.5 | 8.0 | 81.60 | 6 | 408.45 | 2 | 8.25 |
| | | | 5353B | 3.5 | 9.0 | 9.0 | 9.0 | 9.0 | 9.0 | 9.0 | 9.0 | 94.50 | 2 | 502.95 | 2 | 12.55 |
| 3 | CASTILLO Yahel | MEX | 405B | 3.0 | 8.5 | 8.0 | 8.5 | 8.0 | 8.0 | 8.5 | 8.0 | 73.50 | 17 | 73.50 | 17 | 12.25 |
| | | | 107B | 3.1 | 8.5 | 8.0 | 8.5 | 8.0 | 8.5 | 8.5 | 8.5 | 79.05 | =5 | 152.55 | 9 | 7.50 |
| | | | 205B | 3.0 | 7.5 | 7.5 | 7.5 | 7.5 | 7.0 | 7.5 | 7.0 | 67.50 | 18 | 220.05 | 12 | 17.55 |
| | | | 307C | 3.5 | 8.0 | 7.0 | 8.5 | 8.0 | 8.0 | 7.5 | 7.5 | 82.25 | 6 | 302.30 | 8 | 24.55 |
| | | | 5353B | 3.5 | 9.0 | 8.5 | 9.0 | 9.0 | 9.0 | 9.0 | 9.0 | 94.50 | 1 | 396.80 | 3 | 19.90 |
| | | | 5355B | 3.9 | 7.0 | 6.5 | 7.0 | 8.0 | 7.5 | 7.5 | 8.5 | 83.85 | 10 | 480.65 | 3 | 34.85 |
| 4 | SAUTIN Dmitry | RUS | 405B | 3.0 | 9.0 | 8.5 | 9.0 | 9.0 | 9.0 | 9.5 | 9.0 | 81.00 | 3 | 81.00 | 3 | 4.75 |
| | | | 107B | 3.1 | 8.5 | 8.5 | 8.5 | 8.5 | 8.5 | 8.0 | 8.5 | 79.05 | =5 | 160.05 | 1 | |
| | | | 5154B | 3.4 | 7.5 | 7.0 | 7.5 | 6.5 | 8.0 | 7.0 | 7.5 | 74.80 | 12 | 234.85 | 3 | 2.75 |
| | | | 205B | 3.0 | 8.5 | 8.5 | 8.5 | 8.5 | 9.0 | 9.0 | 9.0 | 78.00 | 7 | 312.85 | 3 | 14.00 |
| | | | 305B | 3.0 | 8.5 | 9.0 | 8.5 | 9.0 | 9.0 | 8.5 | 8.0 | 78.00 | 9 | 390.85 | 4 | 25.85 |
| | | | 5353B | 3.5 | 8.0 | 8.0 | 8.0 | 8.0 | 8.5 | 8.5 | 8.0 | 84.00 | =7 | 474.85 | 4 | 40.65 |
| 5 | PUHAKKA Joonas | FIN | 107B | 3.1 | 8.0 | 8.0 | 8.0 | 8.0 | 7.5 | 8.0 | 7.5 | 74.40 | =14 | 74.40 | =14 | 11.35 |
| | | | 205B | 3.0 | 7.5 | 8.0 | 8.0 | 8.5 | 7.5 | 6.5 | 7.0 | 69.00 | 19 | 143.40 | 18 | 16.65 |
| | | | 305B | 3.0 | 8.5 | 8.5 | 8.5 | 8.5 | 8.0 | 8.5 | 8.0 | 76.50 | =7 | 219.90 | 13 | 17.70 |
| | | | 307C | 3.5 | 8.5 | 8.5 | 8.0 | 8.5 | 8.0 | 8.5 | 8.0 | 87.50 | 4 | 307.40 | 5 | 19.45 |
| | | | 407C | 3.4 | 8.5 | 9.0 | 8.0 | 8.0 | 8.0 | 8.5 | 8.0 | 83.30 | 4 | 390.70 | 5 | 26.00 |
| | | | 5353B | 3.5 | 7.5 | 7.5 | 7.0 | 7.5 | 8.0 | 7.5 | 7.5 | 78.75 | =13 | 469.45 | 5 | 46.05 |
| 6 | NEWBERY Robert | AUS | 107B | 3.1 | 8.5 | 7.0 | 8.0 | 9.0 | 8.0 | 8.0 | 8.0 | 74.40 | =14 | 74.40 | =14 | 11.35 |
| | | | 205B | 3.0 | 7.5 | 7.5 | 8.0 | 7.5 | 7.5 | 7.0 | 7.5 | 67.50 | =20 | 141.90 | 20 | 18.15 |
| | | | 407C | 3.4 | 7.0 | 8.0 | 8.5 | 7.0 | 8.0 | 7.5 | 7.0 | 76.50 | =7 | 218.40 | 14 | 19.20 |
| | | | 307C | 3.5 | 8.5 | 8.0 | 7.5 | 7.5 | 8.5 | 7.5 | 8.5 | 84.00 | 5 | 302.40 | 7 | 24.45 |
| | | | 5253B | 3.5 | 8.0 | 7.5 | 7.5 | 7.0 | 8.0 | 8.5 | 8.0 | 82.25 | 5 | 384.65 | 6 | 32.05 |
| | | | 5353B | 3.5 | 7.5 | 7.5 | 7.5 | 6.5 | 8.0 | 8.0 | 8.0 | 80.50 | 11 | 465.15 | 6 | 50.35 |
| 7 | COLWILL Chris | USA | 205B | 3.0 | 7.5 | 7.5 | 7.5 | 8.5 | 7.5 | 8.0 | 7.5 | 67.50 | =25 | 67.50 | =25 | 18.25 |
| | | | 107B | 3.1 | 7.5 | 7.5 | 8.0 | 8.0 | 8.0 | 8.0 | 7.5 | 72.85 | =13 | 140.35 | 21 | 19.70 |
| | | | 5154B | 3.4 | 8.0 | 7.5 | 8.5 | 8.0 | 7.5 | 8.0 | 8.0 | 81.60 | 4 | 221.95 | 8 | 15.65 |
| | | | 407C | 3.4 | 8.0 | 7.5 | 7.0 | 7.0 | 7.5 | 8.0 | 6.5 | 74.80 | 10 | 296.75 | 11 | 30.10 |
| | | | 5353B | 3.5 | 8.0 | 7.5 | 8.0 | 7.5 | 8.0 | 8.0 | 8.0 | 84.00 | 3 | 380.75 | 9 | 35.95 |
| | | | 307C | 3.5 | 8.0 | 7.5 | 7.5 | 8.0 | 8.0 | 8.0 | 8.0 | 84.00 | =7 | 464.75 | 7 | 50.75 |
| 8 | KVASHA Ilyia | UKR | 107B | 3.1 | 8.5 | 7.5 | 8.5 | 9.0 | 8.5 | 8.0 | 7.5 | 77.50 | =6 | 77.50 | =6 | 8.25 |
| | | | 5353B | 3.5 | 6.5 | 7.0 | 7.5 | 7.0 | 7.0 | 6.0 | 7.0 | 73.50 | 12 | 151.00 | 10 | 9.05 |
| | | | 307C | 3.5 | 8.0 | 8.0 | 8.0 | 7.5 | 8.0 | 7.5 | 7.5 | 82.25 | 3 | 233.25 | 4 | 4.35 |
| | | | 407C | 3.4 | 7.5 | 6.5 | 6.5 | 7.5 | 8.0 | 7.5 | 7.5 | 76.50 | 8 | 309.75 | 4 | 17.10 |
| | | | 205B | 3.0 | 8.0 | 8.0 | 8.0 | 7.5 | 8.0 | 8.0 | 7.5 | 72.00 | =18 | 381.75 | 8 | 34.95 |
| | | | 5154B | 3.4 | 7.5 | 8.0 | 7.0 | 8.0 | 8.0 | 8.0 | 7.5 | 79.90 | 12 | 461.65 | 8 | 53.85 |
| 9 | DESPATIE Alexandre | CAN | 205B | 3.0 | 8.5 | 8.5 | 9.0 | 8.5 | 8.0 | 8.5 | 8.5 | 76.50 | =9 | 76.50 | =9 | 9.25 |
| | | | 107B | 3.1 | 9.0 | 8.5 | 9.0 | 8.5 | 8.5 | 9.0 | 8.5 | 80.60 | 4 | 157.10 | 4 | 2.95 |
| | | | 307C | 3.5 | 5.5 | 5.0 | 5.0 | 5.5 | 4.5 | 4.5 | 5.5 | 54.25 | 27 | 211.35 | 21 | 26.25 |
| | | | 5353B | 3.5 | 9.0 | 8.5 | 8.5 | 8.0 | 8.5 | 8.5 | 8.0 | 89.25 | =2 | 300.60 | 10 | 26.25 |
| | | | 407C | 3.4 | 6.5 | 6.0 | 6.5 | 6.5 | 6.5 | 6.5 | 6.5 | 66.30 | 28 | 366.90 | 12 | 49.80 |
| | | | 5154B | 3.4 | 8.5 | 8.5 | 8.5 | 9.0 | 8.5 | 8.5 | 8.5 | 86.70 | =4 | 453.60 | 9 | 61.90 |
| 10 | TERAUCHI Ken | JPN | 405B | 3.0 | 8.5 | 8.0 | 9.0 | 8.5 | 8.0 | 8.0 | 8.5 | 75.00 | =12 | 75.00 | =12 | 10.75 |
| | | | 5154B | 3.4 | 8.5 | 8.0 | 8.5 | 8.5 | 8.0 | 8.5 | 8.0 | 85.00 | 1 | 160.00 | 2 | 0.05 |
| | | | 205B | 3.0 | 8.5 | 8.5 | 8.5 | 8.5 | 8.5 | 8.0 | 8.0 | 76.50 | =7 | 236.50 | 2 | 1.10 |
| | | | 305B | 3.0 | 8.0 | 8.0 | 7.5 | 7.0 | 8.0 | 7.5 | 7.5 | 69.00 | 16 | 305.50 | 6 | 21.35 |
| | | | 107B | 3.1 | 8.5 | 8.5 | 8.5 | 8.0 | 8.5 | 8.5 | 8.5 | 79.05 | 8 | 384.55 | 7 | 32.15 |
| | | | 5353B | 3.5 | 6.0 | 6.5 | 7.0 | 6.0 | 7.0 | 6.5 | 6.5 | 68.25 | 23 | 452.80 | 10 | 62.70 |
| 11 | HAUSDING Patrick | GER | 107B | 3.1 | 8.0 | 8.0 | 8.5 | 8.5 | 8.0 | 8.0 | 8.0 | 75.95 | 11 | 75.95 | 11 | 9.80 |
| | | | 5353B | 3.5 | 7.0 | 7.5 | 8.0 | 7.0 | 8.0 | 7.5 | 7.5 | 78.75 | 7 | 154.70 | 5 | 5.35 |
| | | | 205B | 3.0 | 7.0 | 6.5 | 7.5 | 7.0 | 7.5 | 6.5 | 7.0 | 63.00 | =21 | 217.70 | 15 | 19.90 |
| | | | 307C | 3.5 | 8.0 | 7.0 | 7.0 | 7.0 | 7.5 | 7.5 | 7.0 | 75.25 | 9 | 292.95 | =13 | 33.90 |
| | | | 405B | 3.0 | 8.0 | 8.0 | 7.5 | 8.0 | 8.5 | 8.0 | 8.5 | 72.00 | =18 | 364.95 | 13 | 51.75 |
| | | | 5154B | 3.4 | 8.0 | 8.5 | 8.5 | 8.0 | 8.5 | 8.5 | 8.5 | 86.70 | =4 | 451.65 | 11 | 63.85 |



DETAILED RESULTS

详细比赛成绩 / RÉSULTATS DÉTAILLÉS

| Rank | Name | NOC Code | Dive No. | DD | Judge's Score | | | | | | | Dive Points | Dive Rank | Total Points | Overall Rank | Points Behind |
|------|--------------------------------|----------|----------|-----|---------------|-----|-----|-----|-----|-----|-------|-------------|-----------|--------------|--------------|---------------|
| | | | | | J1 | J2 | J3 | J4 | J5 | J6 | J7 | | | | | |
| 12 | DUMAIS Troy | USA | 205B | 3.0 | 7.0 | 7.0 | 7.0 | 7.0 | 6.5 | 7.0 | 63.00 | 29 | 63.00 | 29 | 22.75 | |
| | | | 107B | 3.1 | 9.0 | 9.0 | 9.0 | 9.5 | 9.0 | 8.5 | 8.5 | 83.70 | 2 | 146.70 | 14 | 13.35 |
| | | | 5154B | 3.4 | 8.0 | 8.5 | 8.0 | 8.0 | 8.5 | 8.0 | 8.5 | 83.30 | 2 | 230.00 | 6 | 7.60 |
| | | | 407C | 3.4 | 7.0 | 6.5 | 7.0 | 7.0 | 8.0 | 7.5 | 6.5 | 71.40 | 15 | 301.40 | 9 | 25.45 |
| | | | 307C | 3.5 | 7.0 | 5.5 | 6.5 | 7.0 | 6.5 | 6.5 | 6.5 | 68.25 | 25 | 369.65 | 11 | 47.05 |
| | | | 5353B | 3.5 | 7.5 | 7.0 | 7.5 | 7.5 | 8.0 | 7.5 | 78.75 | =13 | 448.40 | 12 | 67.10 | |
| 13 | ROSS Reuben | CAN | 107B | 3.1 | 8.0 | 8.0 | 8.5 | 8.5 | 8.5 | 8.0 | 77.50 | =6 | 77.50 | =6 | 8.25 | |
| | | | 307C | 3.5 | 6.5 | 6.0 | 7.0 | 5.5 | 7.0 | 6.0 | 6.0 | 64.75 | =23 | 142.25 | 19 | 17.80 |
| | | | 5353B | 3.5 | 7.5 | 7.0 | 7.5 | 6.5 | 7.0 | 7.0 | 7.0 | 73.50 | 13 | 215.75 | 17 | 21.85 |
| | | | 205B | 3.0 | 7.5 | 7.0 | 7.0 | 7.5 | 7.0 | 7.0 | 7.0 | 63.00 | 24 | 278.75 | 21 | 48.10 |
| | | | 407C | 3.4 | 7.5 | 7.5 | 7.5 | 8.0 | 8.0 | 8.5 | 8.0 | 79.90 | 7 | 358.65 | 15 | 58.05 |
| | | | 5253B | 3.5 | 7.5 | 8.0 | 8.5 | 8.0 | 9.0 | 9.0 | 87.50 | 3 | 446.15 | 13 | 69.35 | |
| 14 | URAN Juan Guillermo | COL | 205B | 3.0 | 8.5 | 8.0 | 8.5 | 9.0 | 8.5 | 8.0 | 8.0 | 75.00 | =12 | 75.00 | =12 | 10.75 |
| | | | 107B | 3.1 | 8.5 | 8.0 | 8.5 | 8.5 | 8.0 | 8.0 | 8.0 | 75.95 | 10 | 150.95 | 11 | 9.10 |
| | | | 307C | 3.5 | 7.0 | 6.5 | 7.0 | 6.0 | 7.0 | 6.0 | 6.5 | 70.00 | 17 | 220.95 | 11 | 16.65 |
| | | | 405B | 3.0 | 8.0 | 8.0 | 8.0 | 7.5 | 8.0 | 8.5 | 8.0 | 72.00 | =12 | 292.95 | =13 | 33.90 |
| | | | 5353B | 3.5 | 7.5 | 7.0 | 7.5 | 7.0 | 7.5 | 7.5 | 7.0 | 77.00 | =10 | 369.95 | 10 | 46.75 |
| | | | 407C | 3.4 | 7.5 | 7.0 | 7.0 | 7.0 | 7.5 | 7.5 | 73.10 | 19 | 443.05 | 14 | 72.45 | |
| 15 | MITCHAM Matthew | AUS | 5253B | 3.5 | 7.0 | 7.0 | 8.0 | 8.0 | 7.5 | 7.5 | 7.5 | 78.75 | 5 | 78.75 | 5 | 7.00 |
| | | | 307C | 3.5 | 6.5 | 6.0 | 7.0 | 6.0 | 6.0 | 6.0 | 6.5 | 64.75 | =23 | 143.50 | 17 | 16.55 |
| | | | 407C | 3.4 | 6.0 | 6.0 | 6.5 | 6.0 | 6.0 | 6.0 | 6.0 | 61.20 | 25 | 204.70 | 24 | 32.90 |
| | | | 107B | 3.1 | 8.0 | 8.0 | 8.0 | 8.0 | 8.5 | 8.0 | 8.0 | 74.40 | 11 | 279.10 | 20 | 47.75 |
| | | | 205B | 3.0 | 8.5 | 9.0 | 8.5 | 8.5 | 8.0 | 8.0 | 8.0 | 75.00 | 13 | 354.10 | 18 | 62.60 |
| | | | 5353B | 3.5 | 8.0 | 8.0 | 7.5 | 8.0 | 8.5 | 8.5 | 85.75 | 6 | 439.85 | 15 | 75.65 | |
| 16 | ROZENBERG Pavlo | GER | 5253B | 3.5 | 7.0 | 7.5 | 7.5 | 7.0 | 7.5 | 7.0 | 7.5 | 77.00 | 8 | 77.00 | 8 | 8.75 |
| | | | 407C | 3.4 | 7.5 | 7.5 | 8.5 | 7.5 | 8.0 | 7.0 | 7.0 | 76.50 | =8 | 153.50 | 6 | 6.55 |
| | | | 205B | 3.0 | 9.0 | 9.0 | 9.0 | 8.5 | 9.0 | 8.0 | 8.0 | 79.50 | 5 | 233.00 | 5 | 4.60 |
| | | | 307C | 3.5 | 4.0 | 4.0 | 5.0 | 5.0 | 4.5 | 4.5 | 4.5 | 47.25 | 29 | 280.25 | 19 | 46.60 |
| | | | 5353B | 3.5 | 7.0 | 7.5 | 7.0 | 7.5 | 8.0 | 7.5 | 7.0 | 77.00 | =10 | 357.25 | 16 | 59.45 |
| | | | 107B | 3.1 | 8.0 | 7.5 | 8.0 | 7.5 | 8.0 | 8.0 | 74.40 | 18 | 431.65 | 16 | 83.85 | |
| 17 | DOBROSKOK Aleksandr | RUS | 5253B | 3.5 | 8.0 | 8.0 | 8.5 | 8.0 | 8.5 | 8.5 | 8.0 | 85.75 | 1 | 85.75 | 1 | |
| | | | 107B | 3.1 | 7.5 | 7.5 | 9.0 | 7.5 | 8.0 | 8.0 | 8.0 | 72.85 | =13 | 158.60 | 3 | 1.45 |
| | | | 205B | 3.0 | 7.0 | 7.0 | 7.5 | 6.0 | 7.5 | 7.0 | 7.0 | 63.00 | =21 | 221.60 | 9 | 16.00 |
| | | | 307C | 3.5 | 4.5 | 5.0 | 4.5 | 5.5 | 4.5 | 5.5 | 5.0 | 50.75 | 28 | 272.35 | 23 | 54.50 |
| | | | 407C | 3.4 | 7.5 | 6.5 | 7.0 | 7.0 | 7.5 | 7.5 | 7.5 | 74.80 | 14 | 347.15 | 23 | 69.55 |
| | | | 5353B | 3.5 | 8.0 | 8.0 | 7.5 | 8.0 | 8.0 | 8.0 | 84.00 | =7 | 431.15 | 17 | 84.35 | |
| 18 | MARCONI Nicola | ITA | 405B | 3.0 | 8.5 | 8.5 | 8.0 | 8.5 | 8.0 | 8.5 | 8.5 | 76.50 | =9 | 76.50 | =9 | 9.25 |
| | | | 107B | 3.1 | 7.5 | 7.5 | 8.0 | 7.5 | 8.0 | 7.5 | 7.5 | 69.75 | 18 | 146.25 | 16 | 13.80 |
| | | | 5154B | 3.4 | 6.0 | 7.0 | 8.0 | 6.0 | 7.5 | 7.0 | 7.0 | 71.40 | 14 | 217.65 | 16 | 19.95 |
| | | | 205B | 3.0 | 8.0 | 7.0 | 7.5 | 7.0 | 7.5 | 7.5 | 7.0 | 66.00 | =20 | 283.65 | 16 | 43.20 |
| | | | 305B | 3.0 | 8.0 | 8.0 | 7.5 | 8.0 | 8.0 | 8.5 | 8.0 | 72.00 | =18 | 355.65 | 17 | 61.05 |
| | | | 5353B | 3.5 | 7.5 | 7.0 | 7.5 | 8.0 | 8.0 | 7.0 | 75.25 | 16 | 430.90 | 18 | 84.60 | |
| 19 | BETANCOURT Jorge | CUB | 107B | 3.1 | 7.5 | 7.0 | 7.5 | 7.0 | 7.0 | 7.5 | 7.0 | 66.65 | 27 | 66.65 | 27 | 19.10 |
| | | | 5154B | 3.4 | 8.5 | 7.5 | 8.5 | 8.0 | 8.0 | 8.0 | 7.5 | 81.60 | 3 | 148.25 | 13 | 11.80 |
| | | | 205B | 3.0 | 7.5 | 7.0 | 7.5 | 7.0 | 7.0 | 7.5 | 7.5 | 66.00 | 19 | 214.25 | 20 | 23.35 |
| | | | 305B | 3.0 | 8.0 | 7.0 | 7.0 | 8.0 | 7.5 | 7.5 | 7.5 | 67.50 | =17 | 281.75 | 17 | 45.10 |
| | | | 5353B | 3.5 | 6.5 | 6.5 | 6.5 | 7.0 | 7.0 | 7.0 | 6.0 | 70.00 | 23 | 351.75 | 20 | 64.95 |
| | | | 405B | 3.0 | 8.5 | 8.5 | 8.5 | 8.5 | 8.5 | 9.0 | 76.50 | 15 | 428.25 | 19 | 87.25 | |
| 20 | ILLANA Javier | ESP | 107B | 3.1 | 7.5 | 7.0 | 8.5 | 8.0 | 8.0 | 8.0 | 8.0 | 74.40 | =14 | 74.40 | =14 | 11.35 |
| | | | 5154B | 3.4 | 7.5 | 7.0 | 8.0 | 6.5 | 8.0 | 7.5 | 7.5 | 76.50 | =8 | 150.90 | 12 | 9.15 |
| | | | 405B | 3.0 | 7.5 | 7.5 | 8.0 | 8.0 | 8.5 | 7.5 | 8.5 | 70.50 | 16 | 221.40 | 10 | 16.20 |
| | | | 205B | 3.0 | 7.5 | 8.0 | 7.5 | 8.0 | 8.0 | 8.5 | 8.5 | 72.00 | =12 | 293.40 | 12 | 33.45 |
| | | | 305B | 3.0 | 8.0 | 7.5 | 7.5 | 7.5 | 7.5 | 7.5 | 7.5 | 67.50 | 27 | 360.90 | 14 | 55.80 |
| | | | 5353B | 3.5 | 6.0 | 6.5 | 6.0 | 6.0 | 7.0 | 6.0 | 63.00 | 25 | 423.90 | 20 | 91.60 | |
| 21 | FUMADO RODRIGUEZ Ramon Antonio | VEN | 405B | 3.0 | 8.0 | 7.5 | 8.5 | 8.0 | 8.0 | 8.0 | 8.0 | 72.00 | =19 | 72.00 | =19 | 13.75 |
| | | | 107B | 3.1 | 7.5 | 7.5 | 8.0 | 8.0 | 8.0 | 8.0 | 8.0 | 74.40 | 11 | 146.40 | 15 | 13.65 |
| | | | 5353B | 3.5 | 7.0 | 6.0 | 7.0 | 6.0 | 6.5 | 6.0 | 6.0 | 64.75 | 20 | 211.15 | 22 | 26.45 |
| | | | 205B | 3.0 | 7.5 | 7.5 | 7.5 | 7.5 | 7.5 | 7.0 | 7.0 | 67.50 | =17 | 278.65 | 22 | 48.20 |
| | | | 305B | 3.0 | 7.5 | 7.5 | 7.5 | 7.5 | 8.0 | 8.0 | 8.0 | 69.00 | 24 | 347.65 | 22 | 69.05 |
| | | | 5154B | 3.4 | 6.5 | 7.0 | 6.5 | 7.0 | 7.0 | 7.5 | 71.40 | =21 | 419.05 | 21 | 96.45 | |
| 22 | BLAHA Constantin | AUT | 107B | 3.1 | 7.5 | 7.0 | 7.5 | 8.0 | 7.5 | 7.5 | 8.0 | 69.75 | =23 | 69.75 | =23 | 16.00 |
| | | | 5154B | 3.4 | 6.5 | 6.5 | 6.5 | 5.5 | 7.0 | 6.5 | 6.5 | 66.30 | 22 | 136.05 | 24 | 24.00 |
| | | | 205B | 3.0 | 6.5 | 6.5 | 7.0 | 6.5 | 7.0 | 6.5 | 6.0 | 58.50 | 26 | 194.55 | 25 | 43.05 |
| | | | 305B | 3.0 | 8.0 | 7.5 | 7.5 | 7.5 | 8.0 | 7.5 | 7.5 | 67.50 | =17 | 262.05 | 25 | 64.80 |
| | | | 5353B | 3.5 | 7.0 | 7.5 | 7.0 | 7.0 | 7.0 | 7.5 | 7.0 | 73.50 | =15 | 335.55 | 24 | 81.15 |
| | | | 405B | 3.0 | 7.5 | 8.0 | 8.0 | 7.5 | 8.0 | 8.0 | 72.00 | 20 | 407.55 | 22 | 107.95 | |



DETAILED RESULTS

详细比赛成绩 / RÉSULTATS DÉTAILLÉS

| Rank | Name | NOC Code | Dive No. | DD | Judge's Score | | | | | | | Dive Points | Dive Rank | Total Points | Overall Rank | Points Behind |
|------|------------------|----------|----------|-----|---------------|-----|-----|-----|-----|-----|-----|-------------|-----------|--------------|--------------|---------------|
| | | | | | J1 | J2 | J3 | J4 | J5 | J6 | J7 | | | | | |
| 23 | SHLYAKHOV Yuriy | UKR | 405B | 3.0 | 7.5 | 8.0 | 8.0 | 7.5 | 7.5 | 7.5 | 7.5 | 67.50 | =25 | 67.50 | =25 | 18.25 |
| | | | 107B | 3.1 | 8.0 | 7.5 | 8.0 | 7.0 | 7.5 | 8.0 | 7.5 | 71.30 | 17 | 138.80 | 23 | 21.25 |
| | | | 215B | 3.3 | 7.0 | 7.5 | 8.0 | 6.5 | 7.5 | 7.0 | 7.0 | 70.95 | 15 | 209.75 | 23 | 27.85 |
| | | | 305B | 3.0 | 5.0 | 5.0 | 5.5 | 6.0 | 6.5 | 6.5 | 6.0 | 52.50 | 26 | 262.25 | 24 | 64.60 |
| | | | 5154B | 3.4 | 6.5 | 6.5 | 6.5 | 6.5 | 7.5 | 7.0 | 7.0 | 68.00 | 26 | 330.25 | 25 | 86.45 |
| | | | 407C | 3.4 | 7.5 | 7.0 | 7.0 | 7.5 | 7.5 | 7.0 | 7.0 | 74.80 | 17 | 405.05 | 23 | 110.45 |
| 24 | CASTRO Cesar | BRA | 405B | 3.0 | 7.5 | 7.0 | 8.0 | 7.5 | 7.5 | 7.0 | 7.0 | 66.00 | 28 | 66.00 | 28 | 19.75 |
| | | | 107B | 3.1 | 8.0 | 8.0 | 8.0 | 8.0 | 7.5 | 7.5 | 7.5 | 72.85 | =13 | 138.85 | 22 | 21.20 |
| | | | 5154B | 3.4 | 7.5 | 7.0 | 7.5 | 7.5 | 7.0 | 7.5 | 7.5 | 76.50 | =7 | 215.35 | 18 | 22.25 |
| | | | 205B | 3.0 | 7.5 | 7.0 | 7.5 | 7.5 | 7.5 | 7.0 | 6.5 | 66.00 | =20 | 281.35 | 18 | 45.50 |
| | | | 305B | 3.0 | 8.5 | 8.0 | 8.0 | 8.0 | 8.0 | 8.0 | 8.0 | 72.00 | =18 | 353.35 | 19 | 63.35 |
| | | | 5353B | 3.5 | 5.0 | 4.5 | 4.5 | 4.5 | 4.5 | 5.0 | 4.5 | 47.25 | 28 | 400.60 | 24 | 114.90 |
| 25 | KUCHMASOV Sergei | BLR | 107B | 3.1 | 7.5 | 7.0 | 8.0 | 7.5 | 7.5 | 7.0 | 7.5 | 69.75 | =23 | 69.75 | =23 | 16.00 |
| | | | 305B | 3.0 | 6.5 | 6.0 | 7.0 | 6.5 | 5.5 | 5.0 | 7.0 | 57.00 | 28 | 126.75 | 28 | 33.30 |
| | | | 205B | 3.0 | 7.0 | 7.0 | 8.5 | 7.5 | 6.5 | 7.0 | 6.5 | 63.00 | =21 | 189.75 | 26 | 47.85 |
| | | | 5253B | 3.5 | 6.0 | 6.0 | 6.5 | 6.0 | 7.0 | 7.0 | 6.0 | 64.75 | 22 | 254.50 | 26 | 72.35 |
| | | | 405B | 3.0 | 8.5 | 8.5 | 8.0 | 7.5 | 8.0 | 8.5 | 8.0 | 73.50 | =15 | 328.00 | 26 | 88.70 |
| | | | 407C | 3.4 | 7.0 | 7.0 | 6.0 | 7.0 | 7.0 | 7.0 | 7.5 | 71.40 | =21 | 399.40 | 25 | 116.10 |
| 26 | SWAIN Benjamin | GBR | 107B | 3.1 | 7.5 | 7.5 | 8.0 | 8.5 | 7.5 | 7.5 | 8.0 | 71.30 | 22 | 71.30 | 22 | 14.45 |
| | | | 405B | 3.0 | 7.0 | 6.5 | 7.5 | 7.0 | 7.0 | 7.0 | 6.5 | 63.00 | =25 | 134.30 | 26 | 25.75 |
| | | | 305B | 3.0 | 5.5 | 6.0 | 6.5 | 6.0 | 5.0 | 5.5 | 5.0 | 51.00 | 28 | 185.30 | 27 | 52.30 |
| | | | 205B | 3.0 | 7.5 | 7.5 | 6.5 | 7.0 | 6.5 | 6.5 | 6.5 | 60.00 | 25 | 245.30 | 27 | 81.55 |
| | | | 5353B | 3.5 | 7.0 | 7.0 | 7.5 | 7.5 | 8.0 | 7.5 | 7.0 | 77.00 | =10 | 322.30 | 27 | 94.40 |
| | | | 5154B | 3.4 | 6.0 | 6.5 | 6.5 | 6.5 | 7.0 | 7.5 | 7.0 | 68.00 | 24 | 390.30 | 26 | 125.20 |
| 27 | PUPO Jorge L | CUB | 107B | 3.1 | 8.0 | 7.5 | 7.5 | 8.0 | 8.0 | 8.0 | 7.5 | 72.85 | 18 | 72.85 | 18 | 12.90 |
| | | | 5253B | 3.5 | 6.0 | 6.5 | 7.0 | 5.5 | 5.5 | 6.0 | 6.0 | 63.00 | =25 | 135.85 | 25 | 24.20 |
| | | | 5353B | 3.5 | 8.0 | 7.5 | 8.0 | 7.0 | 7.5 | 7.5 | 7.5 | 78.75 | 6 | 214.60 | 19 | 23.00 |
| | | | 205B | 3.0 | 8.0 | 8.0 | 8.0 | 8.5 | 8.0 | 7.5 | 7.5 | 72.00 | =12 | 286.60 | 15 | 40.25 |
| | | | 305B | 3.0 | 7.0 | 7.0 | 7.0 | 7.0 | 7.5 | 7.5 | 7.0 | 63.00 | 29 | 349.60 | 21 | 67.10 |
| | | | 407C | 3.4 | 3.5 | 4.0 | 3.5 | 4.0 | 4.0 | 4.5 | 3.5 | 39.10 | 29 | 388.70 | 27 | 126.80 |
| 28 | MARCONI Tommaso | ITA | 405B | 3.0 | 7.5 | 7.5 | 8.5 | 8.0 | 8.0 | 8.0 | 8.0 | 72.00 | =19 | 72.00 | =19 | 13.75 |
| | | | 107B | 3.1 | 5.5 | 6.5 | 7.0 | 6.5 | 6.0 | 6.0 | 6.0 | 57.35 | 27 | 129.35 | 27 | 30.70 |
| | | | 205B | 3.0 | 4.5 | 4.5 | 5.5 | 4.5 | 5.0 | 5.0 | 5.0 | 43.50 | 29 | 172.85 | 29 | 64.75 |
| | | | 305B | 3.0 | 7.5 | 6.5 | 7.0 | 8.0 | 7.0 | 8.0 | 6.5 | 64.50 | 23 | 237.35 | 28 | 89.50 |
| | | | 5353B | 3.5 | 7.0 | 7.0 | 7.0 | 7.0 | 7.0 | 7.0 | 6.5 | 73.50 | =15 | 310.85 | 28 | 105.85 |
| | | | 5154B | 3.4 | 5.0 | 5.0 | 4.5 | 4.5 | 5.0 | 4.5 | 5.0 | 49.30 | 27 | 360.15 | 28 | 155.35 |
| 29 | SON Seongchel | KOR | 405B | 3.0 | 8.0 | 8.0 | 8.5 | 9.0 | 8.0 | 8.0 | 8.0 | 72.00 | =19 | 72.00 | =19 | 13.75 |
| | | | 205B | 3.0 | 5.5 | 4.5 | 6.0 | 5.0 | 4.5 | 4.5 | 4.5 | 42.00 | 29 | 114.00 | 29 | 46.05 |
| | | | 305B | 3.0 | 7.0 | 7.0 | 7.5 | 7.0 | 7.0 | 7.0 | 7.0 | 63.00 | =21 | 177.00 | 28 | 60.60 |
| | | | 107B | 3.1 | 4.5 | 5.5 | 5.5 | 5.5 | 6.0 | 5.5 | 5.5 | 51.15 | 27 | 228.15 | 29 | 98.70 |
| | | | 5152B | 3.0 | 8.5 | 8.0 | 8.0 | 8.0 | 8.0 | 8.5 | 8.0 | 72.00 | =18 | 300.15 | 29 | 116.55 |
| | | | 5235D | 2.8 | 6.0 | 6.0 | 6.5 | 6.5 | 6.5 | 6.0 | 6.5 | 53.20 | 26 | 353.35 | 29 | 162.15 |

Legend:

DD Degree of difficulty No. Number = Indicates the same rank by points



NAC DIVING POOL
国家游泳中心跳水池
PISCINE DE PLONGEON DU CN

TUE 星期二 MAR
19 AUG 2008
10:00

DIVING

跳水 / PLONGEON

MEN'S 3M SPRINGBOARD

男子3米跳板 / TREMPIN 3 M - HOMMES

SEMIFINAL

半决赛 / DEMI-FINALE



PANEL OF JUDGES

裁判出场名单 / PANEL DES JUGES

| Function | Name | |
|-------------------|------------------------|-----|
| Referee | HOOD Robin | TDC |
| Assistant Referee | LLINAS QUETGLAS Julian | TDC |

Panel A (Dive 1-6)

| | |
|-----------------|--------------------------------|
| Judge 1 | RUIZ PEDREGUERA Rolando |
| Judge 2 | SISSONS Ann |
| Judge 3 | LINDBERG Mathz |
| Judge 4 | van de KONIJNENBURG Franciscus |
| Judge 5 | GONCALVES Roberto |
| Judge 6 | KELEMEN Ildiko |
| Judge 7 | WILSON Adrienne |
| Alternate Judge | NOVOTNA Hana |

Legend:

TDC FINA Technical Diving Committee



NAC DIVING POOL
国家游泳中心跳水池
PISCINE DE PLONGEON DU CN

TUE 星期二 MAR
19 AUG 2008
10:00

DIVING

跳水 / PLONGEON

MEN'S 3M SPRINGBOARD

男子3米跳板 / TREMPIN 3 M - HOMMES

SEMIFINAL

半决赛 / DEMI-FINALE



RESULTS

比赛成绩 / RÉSULTATS

| Rank | Name | NOC Code | Points | Points Behind | Qualified |
|------|---------------------|----------|--------|---------------|-----------|
| 1 | HE Chong | CHN | 547.25 | | Q |
| 2 | DESPATIE Alexandre | CAN | 518.75 | 28.50 | Q |
| 3 | QIN Kai | CHN | 508.50 | 38.75 | Q |
| 4 | CASTILLO Yahel | MEX | 504.55 | 42.70 | Q |
| 5 | HAUSDING Patrick | GER | 481.90 | 65.35 | Q |
| 6 | COLWILL Chris | USA | 480.95 | 66.30 | Q |
| 7 | TERAUCHI Ken | JPN | 478.25 | 69.00 | Q |
| 8 | SAUTIN Dmitry | RUS | 476.35 | 70.90 | Q |
| 9 | URAN Juan Guillermo | COL | 468.90 | 78.35 | Q |
| 10 | DUMAIS Troy | USA | 463.15 | 84.10 | Q |
| 11 | NEWBERY Robert | AUS | 460.35 | 86.90 | Q |
| 12 | ROZENBERG Pavlo | GER | 454.30 | 92.95 | Q |
| 13 | PUHAKKA Joonas | FIN | 451.95 | 95.30 | R |
| 14 | MARCONI Nicola | ITA | 444.55 | 102.70 | R |
| 15 | KVASHA Ilyya | UKR | 439.55 | 107.70 | |
| 16 | MITCHAM Matthew | AUS | 427.45 | 119.80 | |
| 17 | DOBROSKOK Aleksandr | RUS | 412.00 | 135.25 | |
| 18 | ROSS Reuben | CAN | 395.85 | 151.40 | |

Legend:

Q Qualified for next phase of competition **R** Reserve diver for next phase



DETAILED RESULTS

详细比赛成绩 / RÉSULTATS DÉTAILLÉS

| Rank | Name | NOC Code | Dive No. | DD | Judge's Score | | | | | | | Dive Points | Dive Rank | Total Points | Overall Rank | Points Behind | |
|------|---------------------|----------|----------|-----|---------------|-----|-----|-----|-----|-----|-------|-------------|-----------|--------------|--------------|---------------|------|
| | | | | | J1 | J2 | J3 | J4 | J5 | J6 | J7 | | | | | | |
| 1 | HE Chong | CHN | 107B | 3.1 | 9.5 | 9.0 | 9.0 | 9.5 | 9.0 | 9.0 | 9.0 | 9.0 | 83.70 | 2 | 81.00 | 2 | 0.30 |
| | | | 205B | 3.0 | 9.0 | 9.0 | 9.0 | 8.5 | 8.5 | 8.5 | 9.0 | 9.0 | 79.50 | 6 | 163.20 | 2 | 1.60 |
| | | | 307C | 3.5 | 9.0 | 8.5 | 8.5 | 9.0 | 8.5 | 9.0 | 9.0 | 9.0 | 92.75 | 1 | 255.95 | 1 | |
| | | | 5154B | 3.4 | 10 | 9.5 | 10 | 9.5 | 9.0 | 9.5 | 8.5 | 9.0 | 96.90 | 1 | 352.85 | 1 | |
| | | | 407C | 3.4 | 9.0 | 9.0 | 9.0 | 8.5 | 8.5 | 9.5 | 9.0 | 9.0 | 91.80 | 2 | 444.65 | 1 | |
| | | | 5156B | 3.8 | 9.5 | 9.0 | 9.0 | 9.0 | 9.0 | 9.0 | 8.5 | 9.0 | 102.60 | 2 | 547.25 | 1 | |
| 2 | DESPATIE Alexandre | CAN | 205B | 3.0 | 9.0 | 9.0 | 9.0 | 9.0 | 8.5 | 9.0 | 8.5 | 9.0 | 81.00 | 3 | 81.00 | 3 | 3.00 |
| | | | 107B | 3.1 | 8.5 | 8.5 | 8.0 | 8.5 | 8.5 | 8.5 | 9.0 | 79.05 | =7 | 160.05 | 6 | 4.75 | |
| | | | 307C | 3.5 | 8.5 | 8.5 | 9.0 | 8.5 | 8.5 | 8.0 | 9.0 | 89.25 | 2 | 249.30 | 2 | 6.65 | |
| | | | 5353B | 3.5 | 8.0 | 8.5 | 8.5 | 8.0 | 8.5 | 8.5 | 8.5 | 89.25 | 3 | 338.55 | 2 | 14.30 | |
| | | | 407C | 3.4 | 9.0 | 8.5 | 9.0 | 8.5 | 8.5 | 8.5 | 9.5 | 88.40 | 3 | 426.95 | 2 | 17.70 | |
| | | | 5154B | 3.4 | 9.5 | 9.0 | 9.0 | 8.5 | 9.0 | 9.0 | 8.5 | 91.80 | 5 | 518.75 | 2 | 28.50 | |
| 3 | QIN Kai | CHN | 107B | 3.1 | 8.0 | 8.0 | 8.5 | 8.5 | 8.5 | 8.5 | 8.0 | 77.50 | =9 | 77.50 | =9 | 6.50 | |
| | | | 205B | 3.0 | 9.0 | 9.5 | 9.0 | 9.5 | 9.0 | 9.5 | 9.0 | 82.50 | 5 | 160.00 | 7 | 4.80 | |
| | | | 5154B | 3.4 | 8.5 | 7.5 | 8.0 | 8.5 | 8.5 | 8.0 | 8.0 | 83.30 | =4 | 243.30 | =3 | 12.65 | |
| | | | 307C | 3.5 | 8.0 | 9.0 | 8.0 | 8.0 | 8.0 | 8.5 | 8.0 | 84.00 | =4 | 327.30 | 3 | 25.55 | |
| | | | 407C | 3.4 | 8.5 | 8.5 | 8.5 | 8.5 | 9.0 | 8.5 | 9.0 | 86.70 | 5 | 414.00 | 3 | 30.65 | |
| | | | 5353B | 3.5 | 9.0 | 9.0 | 9.0 | 9.0 | 9.5 | 9.0 | 8.5 | 94.50 | =3 | 508.50 | 3 | 38.75 | |
| 4 | CASTILLO Yahel | MEX | 405B | 3.0 | 9.0 | 8.5 | 8.0 | 8.5 | 8.5 | 8.5 | 8.5 | 76.50 | 11 | 76.50 | 11 | 7.50 | |
| | | | 107B | 3.1 | 9.0 | 9.0 | 9.0 | 9.0 | 8.5 | 9.0 | 83.70 | =2 | 160.20 | 5 | 4.60 | | |
| | | | 205B | 3.0 | 7.0 | 7.5 | 8.0 | 7.5 | 7.5 | 7.0 | 7.0 | 66.00 | 16 | 226.20 | 12 | 29.75 | |
| | | | 307C | 3.5 | 8.5 | 7.5 | 8.0 | 8.0 | 8.5 | 7.0 | 7.5 | 82.25 | 6 | 308.45 | =6 | 44.40 | |
| | | | 5353B | 3.5 | 9.0 | 8.5 | 8.5 | 9.0 | 9.0 | 9.0 | 8.5 | 92.75 | 1 | 401.20 | 4 | 43.45 | |
| | | | 5355B | 3.9 | 9.0 | 8.0 | 8.5 | 9.0 | 9.5 | 9.0 | 8.0 | 103.35 | 1 | 504.55 | 4 | 42.70 | |
| 5 | HAUSDING Patrick | GER | 107B | 3.1 | 8.5 | 8.5 | 8.5 | 8.5 | 8.0 | 8.5 | 8.5 | 79.05 | 4 | 79.05 | 4 | 4.95 | |
| | | | 5353B | 3.5 | 8.5 | 7.5 | 8.0 | 8.5 | 8.0 | 8.0 | 8.5 | 85.75 | 1 | 164.80 | 1 | | |
| | | | 205B | 3.0 | 8.5 | 8.5 | 8.5 | 8.5 | 8.5 | 8.0 | 8.0 | 76.50 | =10 | 241.30 | 5 | 14.65 | |
| | | | 307C | 3.5 | 8.0 | 8.0 | 8.0 | 8.0 | 8.0 | 8.0 | 8.5 | 84.00 | =4 | 325.30 | 4 | 27.55 | |
| | | | 405B | 3.0 | 8.0 | 8.5 | 8.5 | 8.0 | 7.5 | 8.5 | 8.5 | 75.00 | 12 | 400.30 | 5 | 44.35 | |
| | | | 5154B | 3.4 | 8.0 | 8.0 | 8.0 | 8.5 | 8.0 | 7.5 | 8.0 | 81.60 | 10 | 481.90 | 5 | 65.35 | |
| 6 | COLWILL Chris | USA | 205B | 3.0 | 8.5 | 9.0 | 9.0 | 8.5 | 8.0 | 8.0 | 8.0 | 75.00 | 13 | 75.00 | 13 | 9.00 | |
| | | | 107B | 3.1 | 8.0 | 8.0 | 8.0 | 8.0 | 8.5 | 8.5 | 7.5 | 74.40 | 14 | 149.40 | 13 | 15.40 | |
| | | | 5154B | 3.4 | 7.5 | 8.5 | 7.5 | 7.5 | 8.0 | 8.0 | 8.0 | 79.90 | 8 | 229.30 | 11 | 26.65 | |
| | | | 407C | 3.4 | 7.0 | 7.0 | 7.0 | 7.0 | 7.5 | 7.0 | 7.5 | 71.40 | 15 | 300.70 | 12 | 52.15 | |
| | | | 5353B | 3.5 | 8.5 | 8.5 | 8.0 | 8.0 | 8.5 | 8.0 | 8.0 | 85.75 | 6 | 386.45 | 10 | 58.20 | |
| | | | 307C | 3.5 | 9.0 | 9.5 | 9.0 | 9.0 | 9.0 | 9.0 | 8.0 | 94.50 | =3 | 480.95 | 6 | 66.30 | |
| 7 | TERAUCHI Ken | JPN | 405B | 3.0 | 8.5 | 9.0 | 8.5 | 9.0 | 8.5 | 9.0 | 8.0 | 78.00 | =6 | 78.00 | =6 | 6.00 | |
| | | | 5154B | 3.4 | 8.5 | 8.0 | 8.0 | 8.5 | 8.5 | 8.0 | 8.0 | 83.30 | 4 | 161.30 | 4 | 3.50 | |
| | | | 205B | 3.0 | 8.5 | 8.5 | 8.5 | 9.0 | 8.5 | 8.5 | 8.5 | 76.50 | =10 | 237.80 | 6 | 18.15 | |
| | | | 305B | 3.0 | 8.0 | 7.5 | 7.5 | 7.5 | 7.5 | 7.5 | 9.0 | 67.50 | 16 | 305.30 | 9 | 47.55 | |
| | | | 107B | 3.1 | 9.0 | 9.5 | 9.0 | 9.0 | 9.0 | 9.0 | 8.5 | 83.70 | 8 | 389.00 | 9 | 55.65 | |
| | | | 5353B | 3.5 | 8.5 | 8.5 | 8.5 | 9.0 | 8.5 | 8.5 | 8.5 | 89.25 | 6 | 478.25 | 7 | 69.00 | |
| 8 | SAUTIN Dmitry | RUS | 405B | 3.0 | 9.0 | 8.5 | 9.0 | 9.0 | 8.5 | 8.5 | 8.5 | 78.00 | =6 | 78.00 | =6 | 6.00 | |
| | | | 107B | 3.1 | 9.0 | 8.5 | 8.5 | 9.0 | 8.5 | 8.5 | 8.5 | 79.05 | =7 | 157.05 | 8 | 7.75 | |
| | | | 5154B | 3.4 | 7.5 | 7.0 | 7.0 | 7.0 | 7.5 | 7.5 | 7.5 | 74.80 | 14 | 231.85 | 8 | 24.10 | |
| | | | 205B | 3.0 | 8.5 | 9.0 | 8.5 | 8.5 | 8.5 | 8.0 | 8.0 | 76.50 | 10 | 308.35 | 8 | 44.50 | |
| | | | 305B | 3.0 | 9.0 | 10 | 9.5 | 10 | 9.0 | 9.5 | 9.0 | 84.00 | 7 | 392.35 | 7 | 52.30 | |
| | | | 5353B | 3.5 | 7.0 | 8.0 | 8.0 | 8.0 | 8.5 | 7.0 | 8.5 | 84.00 | 9 | 476.35 | 8 | 70.90 | |
| 9 | URAN Juan Guillermo | COL | 205B | 3.0 | 7.5 | 8.0 | 8.0 | 8.0 | 7.5 | 7.5 | 8.0 | 70.50 | 16 | 70.50 | 16 | 13.50 | |
| | | | 107B | 3.1 | 8.5 | 8.0 | 8.5 | 8.0 | 7.5 | 7.0 | 8.5 | 75.95 | 11 | 146.45 | 14 | 18.35 | |
| | | | 307C | 3.5 | 8.0 | 7.5 | 8.0 | 8.0 | 8.0 | 7.5 | 8.5 | 84.00 | 3 | 230.45 | 10 | 25.50 | |
| | | | 405B | 3.0 | 9.0 | 8.5 | 9.0 | 8.5 | 8.5 | 9.0 | 8.5 | 78.00 | 9 | 308.45 | =6 | 44.40 | |
| | | | 5353B | 3.5 | 8.0 | 8.0 | 8.0 | 7.5 | 7.5 | 8.0 | 7.5 | 82.25 | 9 | 390.70 | 8 | 53.95 | |
| | | | 407C | 3.4 | 7.5 | 7.5 | 7.5 | 7.5 | 8.0 | 8.0 | 8.5 | 78.20 | 13 | 468.90 | 9 | 78.35 | |
| 10 | DUMAIS Troy | USA | 205B | 3.0 | 9.0 | 8.5 | 8.5 | 9.0 | 9.0 | 8.5 | 8.5 | 78.00 | =6 | 78.00 | =6 | 6.00 | |
| | | | 107B | 3.1 | 9.0 | 9.5 | 9.5 | 9.0 | 9.0 | 9.0 | 8.5 | 83.70 | =2 | 161.70 | 3 | 3.10 | |
| | | | 5154B | 3.4 | 8.0 | 8.0 | 8.0 | 7.5 | 8.0 | 8.0 | 7.5 | 81.60 | =6 | 243.30 | =3 | 12.65 | |
| | | | 407C | 3.4 | 8.0 | 8.5 | 8.0 | 8.0 | 8.0 | 8.5 | 7.5 | 81.60 | =7 | 324.90 | 5 | 27.95 | |
| | | | 307C | 3.5 | 6.5 | 6.5 | 7.5 | 7.0 | 5.5 | 6.5 | 7.0 | 70.00 | 13 | 394.90 | 6 | 49.75 | |
| | | | 5353B | 3.5 | 5.5 | 6.5 | 5.5 | 6.5 | 7.0 | 6.5 | 7.0 | 68.25 | 17 | 463.15 | 10 | 84.10 | |
| 11 | NEWBERY Robert | AUS | 107B | 3.1 | 8.0 | 8.5 | 8.5 | 8.5 | 8.0 | 8.0 | 7.5 | 77.50 | =9 | 77.50 | =9 | 6.50 | |
| | | | 205B | 3.0 | 8.0 | 8.0 | 7.5 | 8.0 | 8.0 | 7.5 | 8.0 | 72.00 | 15 | 149.50 | =11 | 15.30 | |
| | | | 407C | 3.4 | 8.0 | 7.5 | 8.0 | 8.5 | 8.5 | 8.0 | 8.0 | 81.60 | =6 | 231.10 | 9 | 24.85 | |
| | | | 307C | 3.5 | 6.5 | 6.0 | 6.5 | 6.0 | 6.0 | 6.0 | 5.5 | 63.00 | 18 | 294.10 | 14 | 58.75 | |
| | | | 5253B | 3.5 | 8.5 | 8.5 | 9.0 | 8.0 | 8.5 | 8.0 | 8.0 | 87.50 | 4 | 381.60 | 12 | 63.05 | |
| | | | 5353B | 3.5 | 7.5 | 7.5 | 7.5 | 7.5 | 7.5 | 7.5 | 8.0 | 78.75 | =11 | 460.35 | 11 | 86.90 | |



DETAILED RESULTS

详细比赛成绩 / RÉSULTATS DÉTAILLÉS

| Rank | Name | NOC Code | Dive No. | DD | Judge's Score | | | | | | | Dive Points | Dive Rank | Total Points | Overall Rank | Points Behind |
|------|---------------------|----------|----------|-----|---------------|-----|-----|-----|-----|-----|-----|-------------|-----------|--------------|--------------|---------------|
| | | | | | J1 | J2 | J3 | J4 | J5 | J6 | J7 | | | | | |
| 12 | ROZENBERG Pavlo | GER | 5253B | 3.5 | 8.0 | 7.5 | 8.0 | 8.0 | 8.0 | 8.0 | 7.5 | 84.00 | 1 | 84.00 | 1 | |
| | | | 407C | 3.4 | 4.5 | 4.5 | 5.5 | 5.0 | 4.5 | 5.5 | 6.5 | 51.00 | 18 | 135.00 | 17 | 29.80 |
| | | | 205B | 3.0 | 8.5 | 8.5 | 8.5 | 9.5 | 8.0 | 8.5 | 8.5 | 76.50 | =10 | 211.50 | 16 | 44.45 |
| | | | 307C | 3.5 | 8.5 | 8.5 | 9.0 | 9.0 | 8.5 | 9.0 | 8.0 | 91.00 | 2 | 302.50 | 11 | 50.35 |
| | | | 5353B | 3.5 | 8.0 | 7.5 | 8.0 | 7.5 | 7.5 | 7.5 | 8.0 | 80.50 | 10 | 383.00 | 11 | 61.65 |
| | | | 107B | 3.1 | 7.5 | 7.5 | 8.0 | 7.5 | 8.0 | 8.0 | 7.5 | 71.30 | 16 | 454.30 | 12 | 92.95 |
| 13 | PUHAKKA Joonas | FIN | 107B | 3.1 | 8.0 | 7.5 | 8.5 | 8.0 | 8.0 | 8.0 | 8.5 | 74.40 | 14 | 74.40 | 14 | 9.60 |
| | | | 205B | 3.0 | 8.0 | 9.0 | 8.5 | 8.5 | 8.5 | 8.5 | 8.5 | 76.50 | 10 | 150.90 | 10 | 13.90 |
| | | | 305B | 3.0 | 8.0 | 8.0 | 8.0 | 8.5 | 8.0 | 8.5 | 8.0 | 72.00 | 15 | 222.90 | 13 | 33.05 |
| | | | 307C | 3.5 | 7.5 | 7.0 | 8.0 | 7.0 | 7.0 | 7.5 | 6.0 | 75.25 | 11 | 298.15 | 13 | 54.70 |
| | | | 407C | 3.4 | 5.5 | 6.5 | 7.5 | 6.0 | 6.5 | 6.5 | 8.0 | 66.30 | 15 | 364.45 | 14 | 80.20 |
| | | | 5353B | 3.5 | 8.5 | 8.5 | 8.0 | 8.0 | 8.5 | 8.5 | 7.5 | 87.50 | =7 | 451.95 | 13 | 95.30 |
| 14 | MARCONI Nicola | ITA | 405B | 3.0 | 8.0 | 7.5 | 7.5 | 8.0 | 8.0 | 8.0 | 8.0 | 72.00 | 15 | 72.00 | 15 | 12.00 |
| | | | 107B | 3.1 | 8.5 | 8.0 | 8.5 | 8.5 | 8.5 | 8.0 | 8.0 | 77.50 | 9 | 149.50 | =11 | 15.30 |
| | | | 5154B | 3.4 | 8.5 | 7.5 | 8.5 | 8.0 | 8.0 | 8.5 | 7.5 | 83.30 | =4 | 232.80 | 7 | 23.15 |
| | | | 205B | 3.0 | 8.0 | 8.0 | 7.5 | 8.0 | 8.0 | 8.0 | 7.5 | 72.00 | 14 | 304.80 | 10 | 48.05 |
| | | | 305B | 3.0 | 7.0 | 7.0 | 7.5 | 7.0 | 7.5 | 7.0 | 7.5 | 64.50 | 16 | 369.30 | 13 | 75.35 |
| | | | 5353B | 3.5 | 7.5 | 7.0 | 7.5 | 7.0 | 7.5 | 7.0 | 6.5 | 75.25 | 15 | 444.55 | 14 | 102.70 |
| 15 | KVASHA Ilyia | UKR | 107B | 3.1 | 8.5 | 8.5 | 8.0 | 8.0 | 7.5 | 8.5 | 8.0 | 75.95 | 12 | 75.95 | 12 | 8.05 |
| | | | 5353B | 3.5 | 7.0 | 7.0 | 7.5 | 7.0 | 7.5 | 7.0 | 7.5 | 75.25 | =12 | 151.20 | 9 | 13.60 |
| | | | 307C | 3.5 | 6.0 | 7.0 | 7.0 | 5.0 | 6.0 | 5.5 | 5.0 | 61.25 | 17 | 212.45 | 15 | 43.50 |
| | | | 407C | 3.4 | 8.0 | 8.0 | 8.0 | 8.0 | 8.0 | 8.5 | 8.5 | 81.60 | =7 | 294.05 | 15 | 58.80 |
| | | | 205B | 3.0 | 8.0 | 8.0 | 8.5 | 7.5 | 7.5 | 7.5 | 7.5 | 69.00 | 14 | 363.05 | 15 | 81.60 |
| | | | 5154B | 3.4 | 8.0 | 7.0 | 7.5 | 7.5 | 8.0 | 7.5 | 7.5 | 76.50 | 14 | 439.55 | 15 | 107.70 |
| 16 | MITCHAM Matthew | AUS | 5253B | 3.5 | 6.0 | 7.0 | 6.5 | 5.5 | 6.5 | 6.5 | 6.0 | 66.50 | 18 | 66.50 | 18 | 17.50 |
| | | | 307C | 3.5 | 7.0 | 7.0 | 8.0 | 7.5 | 7.5 | 7.0 | 6.0 | 75.25 | =12 | 141.75 | 15 | 23.05 |
| | | | 407C | 3.4 | 5.5 | 5.0 | 6.0 | 5.5 | 4.5 | 5.5 | 5.5 | 56.10 | 18 | 197.85 | 18 | 58.10 |
| | | | 107B | 3.1 | 7.0 | 7.5 | 8.5 | 8.0 | 8.0 | 7.5 | 8.0 | 72.85 | 13 | 270.70 | 18 | 82.15 |
| | | | 205B | 3.0 | 9.0 | 8.5 | 9.0 | 9.0 | 8.0 | 8.5 | 8.5 | 78.00 | 11 | 348.70 | 16 | 95.95 |
| | | | 5353B | 3.5 | 7.5 | 8.0 | 7.0 | 6.5 | 7.5 | 7.5 | 7.5 | 78.75 | =11 | 427.45 | 16 | 119.80 |
| 17 | DOBROSKOK Aleksandr | RUS | 5253B | 3.5 | 7.0 | 7.5 | 7.0 | 7.5 | 7.5 | 7.5 | 7.5 | 78.75 | 5 | 78.75 | 5 | 5.25 |
| | | | 107B | 3.1 | 6.5 | 7.0 | 7.0 | 6.0 | 6.5 | 7.0 | 6.5 | 62.00 | 16 | 140.75 | 16 | 24.05 |
| | | | 205B | 3.0 | 8.5 | 9.0 | 8.5 | 8.5 | 8.0 | 8.5 | 7.5 | 76.50 | =10 | 217.25 | 14 | 38.70 |
| | | | 307C | 3.5 | 6.0 | 6.5 | 5.0 | 6.5 | 7.0 | 6.0 | 6.0 | 64.75 | 17 | 282.00 | 16 | 70.85 |
| | | | 407C | 3.4 | 4.0 | 4.0 | 4.5 | 4.5 | 4.0 | 3.5 | 4.5 | 42.50 | 18 | 324.50 | 18 | 120.15 |
| | | | 5353B | 3.5 | 8.5 | 8.0 | 8.0 | 8.0 | 9.0 | 8.5 | 8.5 | 87.50 | =7 | 412.00 | 17 | 135.25 |
| 18 | ROSS Reuben | CAN | 107B | 3.1 | 7.0 | 7.0 | 7.0 | 7.5 | 7.5 | 7.0 | 7.5 | 66.65 | 17 | 66.65 | 17 | 17.35 |
| | | | 307C | 3.5 | 5.5 | 5.5 | 6.0 | 5.5 | 5.5 | 5.5 | 6.5 | 57.75 | 17 | 124.40 | 18 | 40.40 |
| | | | 5353B | 3.5 | 7.5 | 7.5 | 7.5 | 7.5 | 8.0 | 7.5 | 7.0 | 78.75 | 9 | 203.15 | 17 | 52.80 |
| | | | 205B | 3.0 | 8.0 | 8.0 | 8.5 | 8.5 | 8.0 | 8.0 | 8.5 | 73.50 | 12 | 276.65 | 17 | 76.20 |
| | | | 407C | 3.4 | 5.0 | 6.0 | 6.0 | 5.5 | 5.0 | 4.5 | 4.5 | 52.70 | 17 | 329.35 | 17 | 115.30 |
| | | | 5253B | 3.5 | 5.5 | 6.5 | 6.0 | 7.0 | 6.5 | 6.5 | 6.0 | 66.50 | 18 | 395.85 | 18 | 151.40 |

Legend:

DD Degree of difficulty No. Number = Indicates the same rank by points



NAC DIVING POOL
国家游泳中心跳水池
PISCINE DE PLONGEON DU CN

TUE 星期二 MAR
19 AUG 2008
20:30

DIVING
跳水 / PLONGEON

MEN'S 3M SPRINGBOARD
男子3米跳板 / TREMPLIN 3 M - HOMMES

FINAL
决赛 / FINALE



PANEL OF JUDGES

裁判出场名单 / PANEL DES JUGES

| Function | Name | |
|-------------------|------------------------|-----|
| Referee | HOOD Robin | TDC |
| Assistant Referee | LLINAS QUETGLAS Julian | TDC |

Panel A (Dive 1-6)

| | |
|------------------------|-------------------------|
| Judge 1 | KELEMEN Ildiko |
| Judge 2 | GONCALVES Roberto |
| Judge 3 | MANZONI Renato |
| Judge 4 | LINDBERG Mathz |
| Judge 5 | WILSON Adrienne |
| Judge 6 | NOVOTNA Hana |
| Judge 7 | RUIZ PEDREGUERA Rolando |
| Alternate Judge | STRITT BURK Carmen |

Legend:

TDC FINA Technical Diving Committee



NAC DIVING POOL
国家游泳中心跳水池
PISCINE DE PLONGEON DU CN

TUE 星期二 MAR
19 AUG 2008
20:30

DIVING

跳水 / PLONGEON

MEN'S 3M SPRINGBOARD

男子3米跳板 / TREMPIN 3 M - HOMMES

FINAL

决赛 / FINALE



RESULTS

比赛成绩 / RÉSULTATS

| Rank | Name | NOC Code | Points | Points Behind |
|------|---------------------|----------|--------|---------------|
| 1 | HE Chong | CHN | 572.90 | |
| 2 | DESPATIE Alexandre | CAN | 536.65 | 36.25 |
| 3 | QIN Kai | CHN | 530.10 | 42.80 |
| 4 | SAUTIN Dmitry | RUS | 512.65 | 60.25 |
| 5 | ROZENBERG Pavlo | GER | 485.60 | 87.30 |
| 6 | DUMAIS Troy | USA | 472.50 | 100.40 |
| 7 | CASTILLO Yahel | MEX | 462.10 | 110.80 |
| 8 | HAUSDING Patrick | GER | 462.05 | 110.85 |
| 9 | NEWBERY Robert | AUS | 461.05 | 111.85 |
| 10 | URAN Juan Guillermo | COL | 454.50 | 118.40 |
| 11 | TERAUCHI Ken | JPN | 442.50 | 130.40 |
| 12 | COLWILL Chris | USA | 425.90 | 147.00 |



DETAILED RESULTS

详细比赛成绩 / RÉSULTATS DÉTAILLÉS

| Rank | Name | NOC Code | Dive No. | DD | Judge's Score | | | | | | | Dive Points | Dive Rank | Total Points | Overall Rank | Points Behind |
|------|---------------------|----------|----------|-----|---------------|-----|-----|-----|-----|-----|-------|-------------|-----------|--------------|--------------|---------------|
| | | | | | J1 | J2 | J3 | J4 | J5 | J6 | J7 | | | | | |
| 1 | HE Chong | CHN | 107B | 3.1 | 9.5 | 9.5 | 10 | 10 | 9.5 | 10 | 10 | 91.45 | 1 | 91.45 | 1 | |
| | | | 205B | 3.0 | 9.5 | 9.0 | 9.5 | 9.5 | 9.5 | 9.5 | 85.50 | =3 | 176.95 | 1 | | |
| | | | 307C | 3.5 | 10 | 9.5 | 9.5 | 9.5 | 9.0 | 9.5 | 10 | 99.75 | 1 | 276.70 | 1 | |
| | | | 5154B | 3.4 | 9.5 | 9.5 | 10 | 10 | 10 | 9.5 | 9.5 | 98.60 | 1 | 375.30 | 1 | |
| | | | 407C | 3.4 | 9.5 | 9.0 | 9.0 | 10 | 9.5 | 10 | 9.5 | 96.90 | 1 | 472.20 | 1 | |
| | | | 5156B | 3.8 | 9.5 | 9.0 | 9.0 | 9.5 | 8.0 | 8.5 | 8.5 | 100.70 | 1 | 572.90 | 1 | |
| 2 | DESPATIE Alexandre | CAN | 205B | 3.0 | 9.0 | 9.0 | 9.5 | 10 | 9.0 | 9.5 | 9.0 | 82.50 | 3 | 82.50 | 3 | 8.95 |
| | | | 107B | 3.1 | 9.5 | 9.5 | 9.0 | 9.5 | 9.0 | 9.0 | 9.5 | 86.80 | =1 | 169.30 | 2 | 7.65 |
| | | | 307C | 3.5 | 8.5 | 8.5 | 8.5 | 8.5 | 9.5 | 8.5 | 9.5 | 89.25 | 3 | 258.55 | 2 | 18.15 |
| | | | 5353B | 3.5 | 8.5 | 9.5 | 9.0 | 9.0 | 9.5 | 9.0 | 9.0 | 94.50 | 2 | 353.05 | 2 | 22.25 |
| | | | 407C | 3.4 | 8.5 | 8.5 | 8.5 | 8.5 | 8.5 | 9.0 | 9.0 | 86.70 | 6 | 439.75 | 2 | 32.45 |
| | | | 5154B | 3.4 | 9.0 | 9.5 | 9.0 | 9.5 | 9.5 | 9.5 | 9.5 | 96.90 | 4 | 536.65 | 2 | 36.25 |
| 3 | QIN Kai | CHN | 107B | 3.1 | 8.5 | 9.0 | 9.0 | 8.5 | 9.0 | 8.5 | 8.5 | 80.60 | =5 | 80.60 | =5 | 10.85 |
| | | | 205B | 3.0 | 9.0 | 9.5 | 9.5 | 9.5 | 9.5 | 9.5 | 85.50 | =3 | 166.10 | 4 | 10.85 | |
| | | | 5154B | 3.4 | 8.5 | 9.0 | 8.5 | 8.0 | 8.5 | 8.0 | 9.0 | 86.70 | 4 | 252.80 | 3 | 23.90 |
| | | | 307C | 3.5 | 8.0 | 8.5 | 8.0 | 8.5 | 9.0 | 8.0 | 9.0 | 87.50 | =3 | 340.30 | 3 | 35.00 |
| | | | 407C | 3.4 | 9.0 | 9.0 | 9.0 | 9.0 | 9.0 | 10 | 9.5 | 91.80 | 2 | 432.10 | 3 | 40.10 |
| | | | 5353B | 3.5 | 9.5 | 9.5 | 9.5 | 9.0 | 9.0 | 9.0 | 9.5 | 98.00 | 3 | 530.10 | 3 | 42.80 |
| 4 | SAUTIN Dmitry | RUS | 405B | 3.0 | 9.0 | 8.5 | 9.0 | 9.0 | 9.0 | 9.5 | 8.5 | 81.00 | 4 | 81.00 | 4 | 10.45 |
| | | | 107B | 3.1 | 9.0 | 9.0 | 9.5 | 9.5 | 9.5 | 9.0 | 86.80 | =1 | 167.80 | 3 | 9.15 | |
| | | | 5154B | 3.4 | 8.5 | 8.0 | 8.0 | 8.0 | 8.0 | 8.0 | 8.5 | 81.60 | 5 | 249.40 | 4 | 27.30 |
| | | | 205B | 3.0 | 9.5 | 9.0 | 8.5 | 9.5 | 8.0 | 9.0 | 9.0 | 81.00 | 5 | 330.40 | 4 | 44.90 |
| | | | 305B | 3.0 | 10 | 9.0 | 9.5 | 10 | 8.5 | 9.0 | 9.0 | 82.50 | 7 | 412.90 | 5 | 59.30 |
| | | | 5353B | 3.5 | 9.5 | 9.0 | 9.5 | 9.5 | 9.5 | 9.5 | 9.5 | 99.75 | 2 | 512.65 | 4 | 60.25 |
| 5 | ROZENBERG Pavlo | GER | 5253B | 3.5 | 8.5 | 8.5 | 8.0 | 8.0 | 7.5 | 8.0 | 8.0 | 84.00 | 2 | 84.00 | 2 | 7.45 |
| | | | 407C | 3.4 | 7.5 | 8.5 | 7.5 | 8.0 | 9.0 | 8.0 | 8.0 | 81.60 | 7 | 165.60 | 5 | 11.35 |
| | | | 205B | 3.0 | 7.5 | 8.5 | 8.0 | 8.5 | 8.0 | 8.5 | 8.0 | 73.50 | 9 | 239.10 | 6 | 37.60 |
| | | | 307C | 3.5 | 8.0 | 8.5 | 8.0 | 9.0 | 8.0 | 8.5 | 9.0 | 87.50 | =3 | 326.60 | 5 | 48.70 |
| | | | 5353B | 3.5 | 8.5 | 9.0 | 8.5 | 9.0 | 8.5 | 8.5 | 8.5 | 89.25 | =3 | 415.85 | 4 | 56.35 |
| | | | 107B | 3.1 | 7.5 | 7.5 | 7.0 | 7.5 | 7.0 | 8.0 | 7.5 | 69.75 | 11 | 485.60 | 5 | 87.30 |
| 6 | DUMAIS Troy | USA | 205B | 3.0 | 8.0 | 8.0 | 8.0 | 9.0 | 8.0 | 8.5 | 8.5 | 73.50 | =10 | 73.50 | =10 | 17.95 |
| | | | 107B | 3.1 | 9.0 | 9.0 | 9.0 | 9.0 | 8.5 | 9.0 | 8.5 | 83.70 | 6 | 157.20 | 7 | 19.75 |
| | | | 5154B | 3.4 | 9.0 | 9.0 | 9.0 | 9.5 | 8.5 | 8.5 | 9.0 | 91.80 | 2 | 249.00 | 5 | 27.70 |
| | | | 407C | 3.4 | 7.5 | 7.5 | 7.5 | 7.5 | 7.5 | 8.0 | 7.5 | 76.50 | =8 | 325.50 | 6 | 49.80 |
| | | | 307C | 3.5 | 5.5 | 7.0 | 5.5 | 6.0 | 4.5 | 5.5 | 5.5 | 57.75 | 12 | 383.25 | 8 | 88.95 |
| | | | 5353B | 3.5 | 8.5 | 8.5 | 8.5 | 8.5 | 8.0 | 9.0 | 9.0 | 89.25 | 5 | 472.50 | 6 | 100.40 |
| 7 | CASTILLO Yahel | MEX | 405B | 3.0 | 8.5 | 8.5 | 8.5 | 8.5 | 9.0 | 8.5 | 9.0 | 76.50 | =8 | 76.50 | =8 | 14.95 |
| | | | 107B | 3.1 | 8.0 | 8.5 | 7.5 | 8.0 | 9.0 | 7.5 | 8.5 | 75.95 | 9 | 152.45 | 8 | 24.50 |
| | | | 205B | 3.0 | 6.5 | 7.5 | 6.5 | 7.5 | 6.0 | 6.5 | 7.5 | 61.50 | 12 | 213.95 | 11 | 62.75 |
| | | | 307C | 3.5 | 7.0 | 7.5 | 7.5 | 8.0 | 5.5 | 6.5 | 7.5 | 77.00 | 7 | 290.95 | 10 | 84.35 |
| | | | 5353B | 3.5 | 8.0 | 8.0 | 8.5 | 8.5 | 8.5 | 8.5 | 8.5 | 89.25 | =3 | 380.20 | 9 | 92.00 |
| | | | 5355B | 3.9 | 5.0 | 8.0 | 7.0 | 7.0 | 7.0 | 6.5 | 7.0 | 81.90 | 7 | 462.10 | 7 | 110.80 |
| 8 | HAUSDING Patrick | GER | 107B | 3.1 | 8.5 | 9.0 | 8.0 | 8.5 | 9.0 | 8.5 | 9.0 | 80.60 | =5 | 80.60 | =5 | 10.85 |
| | | | 5353B | 3.5 | 6.0 | 6.5 | 6.5 | 6.5 | 8.0 | 6.0 | 6.5 | 68.25 | 11 | 148.85 | 10 | 28.10 |
| | | | 205B | 3.0 | 8.5 | 9.0 | 8.5 | 8.5 | 8.0 | 8.0 | 8.5 | 76.50 | =6 | 225.35 | 8 | 51.35 |
| | | | 307C | 3.5 | 7.5 | 8.0 | 7.5 | 8.0 | 8.0 | 7.5 | 7.5 | 80.50 | 6 | 305.85 | 7 | 69.45 |
| | | | 405B | 3.0 | 9.0 | 8.0 | 8.5 | 9.0 | 8.0 | 9.0 | 8.5 | 78.00 | 10 | 383.85 | 7 | 88.35 |
| | | | 5154B | 3.4 | 8.0 | 8.0 | 7.5 | 8.0 | 7.5 | 7.5 | 7.5 | 78.20 | 8 | 462.05 | 8 | 110.85 |
| 9 | NEWBERY Robert | AUS | 107B | 3.1 | 8.5 | 8.0 | 8.5 | 8.5 | 8.5 | 8.5 | 8.5 | 79.05 | 7 | 79.05 | 7 | 12.40 |
| | | | 205B | 3.0 | 7.5 | 8.0 | 7.0 | 7.5 | 7.5 | 7.0 | 7.0 | 67.50 | 12 | 146.55 | 11 | 30.40 |
| | | | 407C | 3.4 | 7.0 | 8.5 | 7.5 | 7.5 | 8.5 | 6.5 | 7.5 | 76.50 | =6 | 223.05 | 9 | 53.65 |
| | | | 307C | 3.5 | 6.5 | 7.0 | 7.0 | 7.0 | 7.5 | 6.5 | 7.0 | 73.50 | 10 | 296.55 | 9 | 78.75 |
| | | | 5253B | 3.5 | 8.5 | 8.5 | 8.0 | 9.0 | 8.0 | 8.0 | 8.5 | 87.50 | 5 | 384.05 | 6 | 88.15 |
| | | | 5353B | 3.5 | 7.5 | 7.5 | 7.0 | 7.5 | 7.0 | 7.0 | 7.5 | 77.00 | 9 | 461.05 | 9 | 111.85 |
| 10 | URAN Juan Guillermo | COL | 205B | 3.0 | 8.5 | 8.0 | 8.0 | 8.5 | 8.5 | 8.0 | 8.0 | 73.50 | =10 | 73.50 | =10 | 17.95 |
| | | | 107B | 3.1 | 8.5 | 8.0 | 8.5 | 8.5 | 8.0 | 8.0 | 8.5 | 77.50 | 8 | 151.00 | 9 | 25.95 |
| | | | 307C | 3.5 | 6.0 | 6.0 | 6.5 | 7.0 | 7.5 | 7.0 | 7.0 | 71.75 | 10 | 222.75 | 10 | 53.95 |
| | | | 405B | 3.0 | 8.5 | 8.5 | 8.5 | 9.0 | 8.5 | 8.0 | 8.0 | 76.50 | =8 | 299.25 | 8 | 76.05 |
| | | | 5353B | 3.5 | 7.5 | 8.0 | 7.5 | 7.5 | 7.0 | 7.5 | 7.5 | 78.75 | 9 | 378.00 | 10 | 94.20 |
| | | | 407C | 3.4 | 7.0 | 7.5 | 7.5 | 7.5 | 7.5 | 7.5 | 7.5 | 76.50 | 10 | 454.50 | 10 | 118.40 |
| 11 | TERAUCHI Ken | JPN | 405B | 3.0 | 8.0 | 8.5 | 8.0 | 9.0 | 8.0 | 9.0 | 9.0 | 76.50 | =8 | 76.50 | =8 | 14.95 |
| | | | 5154B | 3.4 | 8.0 | 9.0 | 8.0 | 8.5 | 8.5 | 8.0 | 8.5 | 85.00 | 5 | 161.50 | 6 | 15.45 |
| | | | 205B | 3.0 | 8.5 | 8.5 | 8.0 | 9.0 | 8.5 | 8.5 | 8.5 | 76.50 | =6 | 238.00 | 7 | 38.70 |
| | | | 307C | 3.5 | 4.5 | 4.5 | 5.0 | 5.5 | 6.0 | 4.5 | 4.5 | 49.00 | 12 | 287.00 | 11 | 88.30 |
| | | | 107B | 3.1 | 8.0 | 8.0 | 7.5 | 6.5 | 7.0 | 8.0 | 6.5 | 69.75 | 11 | 356.75 | 12 | 115.45 |
| | | | 5353B | 3.5 | 8.0 | 8.0 | 8.0 | 8.5 | 8.5 | 7.5 | 8.5 | 85.75 | 6 | 442.50 | 11 | 130.40 |



NAC DIVING POOL
 国家游泳中心跳水池
 PISCINE DE PLONGEON DU CN

TUE 星期二 MAR
 19 AUG 2008
 20:30

DIVING
 跳水 / PLONGEON

MEN'S 3M SPRINGBOARD
 男子3米跳板 / TREMPIN 3 M - HOMMES

FINAL
 决赛 / FINALE



DETAILED RESULTS

详细比赛成绩 / RÉSULTATS DÉTAILLÉS

| Rank | Name | NOC Code | Dive No. | DD | Judge's Score | | | | | | | Dive Points | Dive Rank | Total Points | Overall Rank | Points Behind |
|------|---------------|----------|----------|-----|---------------|-----|-----|-----|-----|-----|-----|-------------|-----------|--------------|--------------|---------------|
| | | | | | J1 | J2 | J3 | J4 | J5 | J6 | J7 | | | | | |
| 12 | COLWILL Chris | USA | 205B | 3.0 | 8.0 | 8.5 | 7.5 | 8.0 | 8.0 | 8.5 | 8.0 | 72.00 | 12 | 72.00 | 12 | 19.45 |
| | | | 107B | 3.1 | 8.0 | 8.5 | 8.0 | 7.5 | 8.0 | 7.5 | 8.0 | 74.40 | 10 | 146.40 | 12 | 30.55 |
| | | | 5353B | 3.5 | 5.5 | 6.0 | 6.0 | 6.0 | 6.0 | 5.5 | 6.0 | 63.00 | 11 | 209.40 | 12 | 67.30 |
| | | | 407C | 3.4 | 6.5 | 7.5 | 6.5 | 7.0 | 7.5 | 5.5 | 7.0 | 69.70 | 11 | 279.10 | 12 | 96.20 |
| | | | 307C | 3.5 | 8.0 | 7.5 | 7.5 | 8.0 | 7.5 | 7.5 | 8.0 | 80.50 | 8 | 359.60 | 11 | 112.60 |
| | | | 5355B | 3.9 | 5.0 | 6.5 | 5.5 | 6.0 | 6.0 | 5.0 | 5.5 | 66.30 | 12 | 425.90 | 12 | 147.00 |

Legend:

DD Degree of difficulty No. Number = Indicates the same rank by points



RESULTS SUMMARY

比赛综合成绩 / RÉSUMÉ DES RÉSULTATS

| Rank | Name | NOC Code | Preliminaries | | Semifinals | | Finals |
|------|-----------------------|-------------|---------------|------|------------|------|--------|
| | | | Points | Rank | Points | Rank | Points |
| 1 | CHEN Ruolin | CHN | 428.80 | 1 | 444.60 | 1 | 447.70 |
| 2 | HEYMANS Emilie | CAN | 403.85 | 3 | 374.10 | 4 | 437.05 |
| 3 | WANG Xin | CHN | 420.30 | 2 | 388.55 | 3 | 429.90 |
| 4 | ESPINOSA Paola | MEX | 343.60 | 7 | 400.75 | 2 | 380.95 |
| 5 | ORTIZ Tatiana | MEX | 345.70 | 6 | 349.50 | 5 | 343.60 |
| 6 | WU Melissa | AUS | 340.35 | 8 | 331.35 | 8 | 338.15 |
| 7 | MARLEAU Marie-Eve | CAN | 296.50 | 17 | 335.25 | 7 | 332.10 |
| 8 | COUCH Tonia | GBR | 320.40 | 12 | 297.20 | 12 | 328.70 |
| 9 | WILKINSON Laura | USA | 370.70 | 5 | 346.10 | 6 | 311.80 |
| 10 | POWELL Stacie | GBR | 313.90 | 14 | 301.75 | 11 | 303.50 |
| 11 | NAKAGAWA Mai | JPN | 331.40 | 9 | 314.60 | 10 | 296.30 |
| 12 | EGGERS Elina | SWE | 309.45 | 16 | 315.45 | 9 | 285.85 |
| 13 | CAGNOTTO Tania | ITA | 328.30 | 11 | 296.60 | 13 | |
| 14 | ISHIMATSU Haley | USA | 329.00 | 10 | 292.95 | 14 | |
| 15 | MAROCCHI Valentina | ITA | 313.05 | 15 | 283.15 | 15 | |
| 16 | KIM Un Hyang | PRK | 316.20 | 13 | 267.00 | 16 | |
| 17 | KIM Jin Ok | PRK | 291.90 | 18 | 259.40 | 17 | |
| 18 | CROAK Alexandra | AUS | 383.75 | 4 | 250.30 | 18 | |
| 19 | STEUER Christin | GER | 290.80 | 19 | | | |
| 20 | PROKOPCHUK Iuliia | UKR | 290.40 | 20 | | | |
| 21 | LABEAU Audrey | FRA | 289.95 | 21 | | | |
| 22 | RICHTER Anja | AUT | 287.70 | 22 | | | |
| 23 | VELOSO Juliana | BRA | 283.75 | 23 | | | |
| 24 | CIOBANU Ramona Maria | ROU | 279.10 | 24 | | | |
| 25 | FEBVAY Claire | FRA | 255.30 | 25 | | | |
| 26 | PAPPA PAPAVALOPOULOU | GRE | 252.00 | 26 | | | |
| 27 | PAMG Pandelela Rinong | MAS | 249.20 | 27 | | | |
| 28 | GONCHAROVA Natalia | RUS | 240.45 | 28 | | | |
| 29 | GAMM Annett | GER | 234.30 | 29 | | | |



NAC DIVING POOL
国家游泳中心跳水池
PISCINE DE PLONGEON DU CN

WED 星期三 MER
20 AUG 2008
19:00

DIVING

跳水 / PLONGEON

WOMEN'S 10M PLATFORM

女子10米跳台 / HAUT-VOL 10 M - FEMMES

PRELIMINARY

预赛 / ELIMINATOIRE



PANEL OF JUDGES

裁判出场名单 / PANEL DES JUGES

| Function | Name | |
|-------------------|-------------------|-----|
| Referee | PIPER Anke | TDC |
| Assistant Referee | WOODARD Magdalena | TDC |

Panel A (Dive 1-3)

| | |
|-----------------|-----------------------------|
| Judge 1 | LYON Raelene |
| Judge 2 | BAMBER Susan Mary Anastatia |
| Judge 3 | RAO Lang |
| Judge 4 | NOVOTNA Hana |
| Judge 5 | RUIZ PEDREGUERA Rolando |
| Judge 6 | KELEMEN Ildiko |
| Judge 7 | BOYS Beverley |
| Alternate Judge | GUEVARA Freddy Jose |

Panel B (Dive 4-5)

| | |
|-----------------|---------------------|
| Judge 1 | ALT Walter |
| Judge 2 | WILSON Adrienne |
| Judge 3 | YUASA Yoshino |
| Judge 4 | MANZONI Renato |
| Judge 5 | RUSSELL Jon Keith |
| Judge 6 | LINDBERG Mathz |
| Judge 7 | GONCALVES Roberto |
| Alternate Judge | GUEVARA Freddy Jose |

Legend:

TDC FINA Technical Diving Committee



NAC DIVING POOL
国家游泳中心跳水池
PISCINE DE PLONGEON DU CN

WED 星期三 MER
20 AUG 2008
19:00

DIVING

跳水 / PLONGEON

WOMEN'S 10M PLATFORM

女子10米跳台 / HAUT-VOL 10 M - FEMMES

PRELIMINARY

预赛 / ELIMINATOIRE



RESULTS

比赛成绩 / RÉSULTATS

| Rank | Name | NOC Code | Points | Points Behind | Qualified |
|------|-------------------------------|----------|--------|---------------|-----------|
| 1 | CHEN Ruolin | CHN | 428.80 | | Q |
| 2 | WANG Xin | CHN | 420.30 | 8.50 | Q |
| 3 | HEYMANS Emilie | CAN | 403.85 | 24.95 | Q |
| 4 | CROAK Alexandra | AUS | 383.75 | 45.05 | Q |
| 5 | WILKINSON Laura | USA | 370.70 | 58.10 | Q |
| 6 | ORTIZ Tatiana | MEX | 345.70 | 83.10 | Q |
| 7 | ESPINOSA Paola | MEX | 343.60 | 85.20 | Q |
| 8 | WU Melissa | AUS | 340.35 | 88.45 | Q |
| 9 | NAKAGAWA Mai | JPN | 331.40 | 97.40 | Q |
| 10 | ISHIMATSU Haley | USA | 329.00 | 99.80 | Q |
| 11 | CAGNOTTO Tania | ITA | 328.30 | 100.50 | Q |
| 12 | COUCH Tonia | GBR | 320.40 | 108.40 | Q |
| 13 | KIM Un Hyang | PRK | 316.20 | 112.60 | Q |
| 14 | POWELL Stacie | GBR | 313.90 | 114.90 | Q |
| 15 | MAROCCHI Valentina | ITA | 313.05 | 115.75 | Q |
| 16 | EGGERS Elina | SWE | 309.45 | 119.35 | Q |
| 17 | MARLEAU Marie-Eve | CAN | 296.50 | 132.30 | Q |
| 18 | KIM Jin Ok | PRK | 291.90 | 136.90 | Q |
| 19 | STEUER Christin | GER | 290.80 | 138.00 | R |
| 20 | PROKOPCHUK Iuliia | UKR | 290.40 | 138.40 | R |
| 21 | LABEAU Audrey | FRA | 289.95 | 138.85 | |
| 22 | RICHTER Anja | AUT | 287.70 | 141.10 | |
| 23 | VELOSO Juliana | BRA | 283.75 | 145.05 | |
| 24 | CIOBANU Ramona Maria | ROU | 279.10 | 149.70 | |
| 25 | FEBVAY Claire | FRA | 255.30 | 173.50 | |
| 26 | PAPPA PAPAVALOPOULOU Eftychia | GRE | 252.00 | 176.80 | |
| 27 | PAMG Pandelega Rinong | MAS | 249.20 | 179.60 | |
| 28 | GONCHAROVA Natalia | RUS | 240.45 | 188.35 | |
| 29 | GAMM Annett | GER | 234.30 | 194.50 | |

Legend:

Q Qualified for next phase of competition **R** Reserve diver for next phase



DETAILED RESULTS

详细比赛成绩 / RÉSULTATS DÉTAILLÉS

| Rank | Name | NOC Code | Dive No. | DD | Judge's Score | | | | | | | Dive Points | Dive Rank | Total Points | Overall Rank | Points Behind |
|------|-----------------|----------|----------|-----|---------------|-----|-----|-----|-----|-----|-------|-------------|-----------|--------------|--------------|---------------|
| | | | | | J1 | J2 | J3 | J4 | J5 | J6 | J7 | | | | | |
| 1 | CHEN Ruolin | CHN | 107B | 3.0 | 8.5 | 8.5 | 8.5 | 8.0 | 9.0 | 8.5 | 8.5 | 76.50 | =3 | 76.50 | =3 | 5.10 |
| | | | 407C | 3.2 | 8.0 | 8.5 | 9.0 | 9.0 | 8.0 | 9.0 | 8.5 | 83.20 | 2 | 159.70 | 2 | 8.00 |
| | | | 6243D | 3.2 | 9.0 | 9.0 | 9.0 | 9.0 | 9.0 | 9.0 | 9.0 | 86.40 | 2 | 246.10 | 2 | 1.60 |
| | | | 207C | 3.3 | 8.5 | 9.0 | 9.0 | 8.5 | 9.0 | 8.5 | 8.0 | 85.80 | 1 | 331.90 | 1 | |
| | | | 5253B | 3.4 | 9.5 | 9.5 | 10 | 9.5 | 9.5 | 10 | 9.0 | 96.90 | 1 | 428.80 | 1 | |
| 2 | WANG Xin | CHN | 107B | 3.0 | 8.5 | 8.5 | 9.0 | 8.5 | 8.5 | 8.5 | 8.0 | 76.50 | =3 | 76.50 | =3 | 5.10 |
| | | | 407C | 3.2 | 10 | 9.5 | 9.5 | 8.5 | 9.5 | 9.5 | 9.5 | 91.20 | 1 | 167.70 | 1 | |
| | | | 6243D | 3.2 | 8.0 | 8.5 | 9.0 | 8.5 | 8.5 | 7.5 | 8.0 | 80.00 | 4 | 247.70 | 1 | |
| | | | 207C | 3.3 | 7.5 | 8.5 | 9.0 | 8.5 | 8.0 | 8.5 | 8.0 | 82.50 | 2 | 330.20 | 2 | 1.70 |
| | | | 5253B | 3.4 | 9.0 | 9.0 | 8.5 | 9.0 | 8.5 | 9.0 | 8.5 | 90.10 | 2 | 420.30 | 2 | 8.50 |
| 3 | HEYMANS Emilie | CAN | 5253B | 3.4 | 8.0 | 8.5 | 8.0 | 8.0 | 8.0 | 8.0 | 8.0 | 81.60 | 1 | 81.60 | 1 | |
| | | | 626C | 3.2 | 7.0 | 7.0 | 7.5 | 7.5 | 7.0 | 7.5 | 7.0 | 70.40 | 7 | 152.00 | 3 | 15.70 |
| | | | 207C | 3.3 | 9.5 | 9.5 | 9.0 | 9.5 | 9.5 | 9.0 | 9.5 | 94.05 | 1 | 246.05 | 3 | 1.65 |
| | | | 307C | 3.4 | 7.0 | 8.5 | 7.0 | 7.0 | 7.0 | 8.0 | 7.0 | 71.40 | 8 | 317.45 | 3 | 14.45 |
| | | | 407C | 3.2 | 9.0 | 9.5 | 9.0 | 8.5 | 9.0 | 9.0 | 9.0 | 86.40 | 5 | 403.85 | 3 | 24.95 |
| 4 | CROAK Alexandra | AUS | 407C | 3.2 | 7.5 | 7.5 | 8.0 | 8.0 | 7.5 | 7.5 | 8.0 | 73.60 | 7 | 73.60 | 7 | 8.00 |
| | | | 107B | 3.0 | 7.5 | 7.0 | 8.0 | 8.0 | 7.0 | 7.5 | 7.0 | 66.00 | 8 | 139.60 | 7 | 28.10 |
| | | | 207C | 3.3 | 9.0 | 8.0 | 9.0 | 8.5 | 8.5 | 8.5 | 8.0 | 84.15 | 3 | 223.75 | 4 | 23.95 |
| | | | 6243D | 3.2 | 8.0 | 8.5 | 8.5 | 8.5 | 8.0 | 8.0 | 8.0 | 78.40 | 4 | 302.15 | 4 | 29.75 |
| | | | 5253B | 3.4 | 8.0 | 8.0 | 8.0 | 8.0 | 7.0 | 8.0 | 8.0 | 81.60 | 6 | 383.75 | 4 | 45.05 |
| 5 | WILKINSON Laura | USA | 107B | 3.0 | 9.0 | 9.0 | 9.0 | 9.0 | 9.0 | 9.5 | 81.00 | 2 | 81.00 | 2 | 0.60 | |
| | | | 207B | 3.6 | 6.0 | 5.5 | 5.0 | 6.0 | 5.5 | 6.0 | 6.0 | 63.00 | =11 | 144.00 | 5 | 23.70 |
| | | | 307C | 3.4 | 8.0 | 7.5 | 7.5 | 7.0 | 7.0 | 7.5 | 7.0 | 74.80 | 8 | 218.80 | 5 | 28.90 |
| | | | 407C | 3.2 | 6.5 | 8.0 | 8.0 | 7.0 | 7.5 | 8.0 | 7.0 | 72.00 | 7 | 290.80 | 5 | 41.10 |
| | | | 5253B | 3.4 | 8.0 | 7.5 | 8.0 | 7.5 | 8.5 | 8.0 | 7.5 | 79.90 | 7 | 370.70 | 5 | 58.10 |
| 6 | ORTIZ Tatiana | MEX | 107B | 3.0 | 8.0 | 8.5 | 8.0 | 8.5 | 8.0 | 8.0 | 8.5 | 73.50 | 8 | 73.50 | 8 | 8.10 |
| | | | 626C | 3.2 | 5.5 | 5.0 | 5.0 | 5.0 | 5.5 | 5.0 | 5.0 | 48.00 | 25 | 121.50 | 19 | 46.20 |
| | | | 207C | 3.3 | 7.5 | 7.0 | 8.0 | 7.5 | 7.0 | 7.5 | 7.0 | 72.60 | =9 | 194.10 | 11 | 53.60 |
| | | | 407C | 3.2 | 8.0 | 8.0 | 8.0 | 8.0 | 8.0 | 8.0 | 8.0 | 76.80 | 5 | 270.90 | 6 | 61.00 |
| | | | 5253B | 3.4 | 7.5 | 7.5 | 7.0 | 7.0 | 7.5 | 8.0 | 7.0 | 74.80 | 11 | 345.70 | 6 | 83.10 |
| 7 | ESPINOSA Paola | MEX | 107B | 3.0 | 7.0 | 7.5 | 7.5 | 7.0 | 8.0 | 7.5 | 7.5 | 67.50 | =10 | 67.50 | =10 | 14.10 |
| | | | 207C | 3.3 | 6.5 | 6.5 | 5.5 | 6.5 | 6.5 | 6.0 | 6.0 | 62.70 | 13 | 130.20 | =12 | 37.50 |
| | | | 307C | 3.4 | 5.5 | 6.5 | 6.0 | 5.5 | 6.0 | 5.5 | 6.0 | 59.50 | 20 | 189.70 | 15 | 58.00 |
| | | | 407C | 3.2 | 7.0 | 7.0 | 7.5 | 7.0 | 8.0 | 7.0 | 7.0 | 67.20 | 10 | 256.90 | 10 | 75.00 |
| | | | 5253B | 3.4 | 7.5 | 8.5 | 8.5 | 7.0 | 8.5 | 8.5 | 8.5 | 86.70 | =3 | 343.60 | 7 | 85.20 |
| 8 | WU Melissa | AUS | 107B | 3.0 | 9.0 | 8.5 | 8.5 | 8.5 | 8.0 | 8.5 | 9.0 | 76.50 | =3 | 76.50 | =3 | 5.10 |
| | | | 6243D | 3.2 | 8.5 | 7.5 | 8.0 | 7.5 | 7.5 | 7.0 | 7.5 | 72.00 | 5 | 148.50 | 4 | 19.20 |
| | | | 407C | 3.2 | 7.5 | 7.0 | 7.0 | 8.0 | 7.0 | 7.0 | 7.0 | 67.20 | 13 | 215.70 | 6 | 32.00 |
| | | | 207C | 3.3 | 3.0 | 5.0 | 4.5 | 3.5 | 4.0 | 4.0 | 3.5 | 37.95 | 25 | 253.65 | 12 | 78.25 |
| | | | 5253B | 3.4 | 9.0 | 8.5 | 8.5 | 8.0 | 8.5 | 9.0 | 8.5 | 86.70 | =3 | 340.35 | 8 | 88.45 |
| 9 | NAKAGAWA Mai | JPN | 405B | 2.8 | 8.5 | 8.5 | 8.0 | 7.5 | 8.0 | 8.0 | 7.5 | 67.20 | =12 | 67.20 | =12 | 14.40 |
| | | | 205B | 2.9 | 7.5 | 6.5 | 7.0 | 6.5 | 7.0 | 7.0 | 8.0 | 60.90 | =17 | 128.10 | 15 | 39.60 |
| | | | 107B | 3.0 | 7.0 | 7.0 | 7.5 | 7.0 | 6.5 | 7.0 | 7.0 | 63.00 | =17 | 191.10 | 14 | 56.60 |
| | | | 305B | 2.9 | 7.0 | 7.0 | 7.0 | 7.5 | 8.0 | 7.5 | 7.5 | 63.80 | 12 | 254.90 | 11 | 77.00 |
| | | | 5253B | 3.4 | 7.0 | 7.5 | 8.0 | 7.5 | 7.5 | 7.5 | 7.0 | 76.50 | =9 | 331.40 | 9 | 97.40 |
| 10 | ISHIMATSU Haley | USA | 6142D | 3.1 | 5.5 | 5.5 | 6.0 | 5.5 | 5.5 | 6.0 | 6.0 | 52.70 | 23 | 52.70 | 23 | 28.90 |
| | | | 107B | 3.0 | 6.5 | 7.5 | 7.5 | 7.5 | 7.0 | 7.0 | 6.5 | 64.50 | 10 | 117.20 | 21 | 50.50 |
| | | | 407C | 3.2 | 7.5 | 8.0 | 7.5 | 7.5 | 8.0 | 7.5 | 7.0 | 72.00 | 11 | 189.20 | 16 | 58.50 |
| | | | 207B | 3.6 | 5.5 | 5.5 | 6.5 | 6.5 | 6.0 | 7.5 | 6.5 | 68.40 | 9 | 257.60 | 9 | 74.30 |
| | | | 5253B | 3.4 | 7.0 | 7.0 | 5.5 | 7.5 | 7.0 | 7.5 | 7.0 | 71.40 | 14 | 329.00 | 10 | 99.80 |
| 11 | CAGNOTTO Tania | ITA | 405B | 2.8 | 8.0 | 7.5 | 7.5 | 8.0 | 7.0 | 7.5 | 7.5 | 63.00 | =17 | 63.00 | =17 | 18.60 |
| | | | 205B | 2.9 | 7.5 | 6.0 | 7.5 | 7.0 | 7.5 | 7.0 | 7.0 | 62.35 | 15 | 125.35 | 17 | 42.35 |
| | | | 107B | 3.0 | 6.0 | 6.0 | 5.5 | 5.5 | 6.0 | 6.0 | 6.0 | 52.50 | 26 | 177.85 | 19 | 69.85 |
| | | | 5253B | 3.4 | 8.5 | 7.5 | 8.0 | 8.0 | 8.0 | 8.5 | 8.0 | 81.60 | 3 | 259.45 | 8 | 72.45 |
| | | | 305C | 2.7 | 8.5 | 9.0 | 8.0 | 8.5 | 8.0 | 8.5 | 8.5 | 68.85 | 16 | 328.30 | 11 | 100.50 |
| 12 | COUCH Tonia | GBR | 405B | 2.8 | 8.0 | 8.0 | 8.5 | 7.5 | 7.5 | 8.0 | 8.0 | 67.20 | =12 | 67.20 | =12 | 14.40 |
| | | | 107B | 3.0 | 7.0 | 6.5 | 7.5 | 7.0 | 6.5 | 7.0 | 7.0 | 63.00 | =11 | 130.20 | =12 | 37.50 |
| | | | 5253B | 3.4 | 8.0 | 7.5 | 8.0 | 7.5 | 7.0 | 7.5 | 7.5 | 76.50 | =5 | 206.70 | 9 | 41.00 |
| | | | 6243D | 3.2 | 5.5 | 6.5 | 6.0 | 6.5 | 6.5 | 6.5 | 7.0 | 62.40 | 15 | 269.10 | 7 | 62.80 |
| | | | 305C | 2.7 | 6.5 | 5.5 | 7.0 | 6.5 | 6.0 | 6.5 | 6.0 | 51.30 | 23 | 320.40 | 12 | 108.40 |
| 13 | KIM Un Hyang | PRK | 107B | 3.0 | 7.0 | 6.5 | 6.5 | 6.5 | 7.0 | 6.5 | 6.5 | 58.50 | =21 | 58.50 | =21 | 23.10 |
| | | | 407C | 3.2 | 8.5 | 8.5 | 8.5 | 9.0 | 8.5 | 9.0 | 8.0 | 81.60 | 3 | 140.10 | 6 | 27.60 |
| | | | 207C | 3.3 | 7.0 | 7.5 | 7.5 | 7.0 | 7.5 | 7.0 | 6.0 | 72.60 | =9 | 212.70 | 7 | 35.00 |
| | | | 626C | 3.2 | 2.0 | 4.0 | 3.5 | 2.0 | 3.5 | 2.5 | 3.5 | 30.40 | =28 | 243.10 | 16 | 88.80 |
| | | | 5253B | 3.4 | 8.0 | 7.5 | 7.0 | 8.0 | 7.0 | 7.0 | 7.0 | 73.10 | =12 | 316.20 | 13 | 112.60 |



DETAILED RESULTS

详细比赛成绩 / RÉSULTATS DÉTAILLÉS

| Rank | Name | NOC Code | Dive No. | DD | Judge's Score | | | | | | | Dive Points | Dive Rank | Total Points | Overall Rank | Points Behind |
|------|-------------------------------|----------|----------|-----|---------------|-----|-----|-----|-----|-----|-----|-------------|-----------|--------------|--------------|---------------|
| | | | | | J1 | J2 | J3 | J4 | J5 | J6 | J7 | | | | | |
| 14 | POWELL Stacie | GBR | 6142D | 3.1 | 4.0 | 4.5 | 4.5 | 4.5 | 4.0 | 4.5 | 4.5 | 41.85 | 28 | 41.85 | 28 | 39.75 |
| | | | 207C | 3.3 | 8.0 | 7.5 | 7.0 | 7.5 | 7.5 | 7.5 | 7.5 | 74.25 | 4 | 116.10 | 22 | 51.60 |
| | | | 407C | 3.2 | 8.5 | 7.5 | 8.0 | 7.5 | 7.5 | 8.0 | 8.0 | 75.20 | 7 | 191.30 | 13 | 56.40 |
| | | | 107B | 3.0 | 5.5 | 5.0 | 5.5 | 5.5 | 6.0 | 5.5 | 5.0 | 49.50 | 22 | 240.80 | 19 | 91.10 |
| | | | 5253B | 3.4 | 7.0 | 7.5 | 6.5 | 6.5 | 7.0 | 7.5 | 7.5 | 73.10 | =12 | 313.90 | 14 | 114.90 |
| 15 | MAROCCHI Valentina | ITA | 405B | 2.8 | 8.0 | 7.5 | 8.0 | 8.0 | 8.0 | 8.0 | 7.5 | 67.20 | =12 | 67.20 | =12 | 14.40 |
| | | | 305C | 2.7 | 7.5 | 8.0 | 8.0 | 8.5 | 8.0 | 8.0 | 8.0 | 64.80 | 9 | 132.00 | 10 | 35.70 |
| | | | 205B | 2.9 | 7.5 | 8.0 | 7.5 | 7.5 | 7.5 | 8.0 | 7.5 | 65.25 | 14 | 197.25 | 10 | 50.45 |
| | | | 6241B | 2.7 | 6.0 | 6.0 | 6.5 | 6.5 | 6.0 | 6.0 | 6.0 | 48.60 | 23 | 245.85 | 14 | 86.05 |
| | | | 5235D | 2.8 | 8.0 | 8.5 | 7.5 | 8.5 | 7.5 | 8.0 | 8.0 | 67.20 | 18 | 313.05 | 15 | 115.75 |
| 16 | EGGERS Elina | SWE | 405B | 2.8 | 7.0 | 6.5 | 7.5 | 7.5 | 7.5 | 7.5 | 7.0 | 61.60 | 19 | 61.60 | 19 | 20.00 |
| | | | 5152B | 2.9 | 7.0 | 6.0 | 7.0 | 7.0 | 7.0 | 7.0 | 7.0 | 60.90 | =17 | 122.50 | 18 | 45.20 |
| | | | 205B | 2.9 | 6.5 | 6.5 | 6.5 | 6.0 | 7.0 | 6.5 | 7.0 | 56.55 | =23 | 179.05 | 18 | 68.65 |
| | | | 6243D | 3.2 | 7.5 | 7.5 | 6.5 | 7.0 | 6.5 | 7.0 | 6.5 | 65.60 | 11 | 244.65 | 15 | 87.25 |
| | | | 305C | 2.7 | 8.5 | 8.0 | 8.0 | 8.0 | 8.5 | 8.0 | 8.0 | 64.80 | 19 | 309.45 | 16 | 119.35 |
| 17 | MARLEAU Marie-Eve | CAN | 107B | 3.0 | 7.5 | 6.5 | 7.0 | 6.0 | 8.0 | 7.5 | 7.5 | 66.00 | 15 | 66.00 | 15 | 15.60 |
| | | | 207C | 3.3 | 3.0 | 3.5 | 4.0 | 4.0 | 4.5 | 3.5 | 3.5 | 36.30 | 28 | 102.30 | 24 | 65.40 |
| | | | 5253B | 3.4 | 6.5 | 6.5 | 6.5 | 6.0 | 6.5 | 6.0 | 6.0 | 64.60 | 15 | 166.90 | 22 | 80.80 |
| | | | 407C | 3.2 | 5.5 | 6.5 | 6.0 | 5.0 | 5.5 | 5.5 | 5.5 | 52.80 | 20 | 219.70 | 24 | 112.20 |
| | | | 6243D | 3.2 | 8.0 | 8.0 | 8.0 | 8.5 | 7.5 | 8.0 | 7.5 | 76.80 | 8 | 296.50 | 17 | 132.30 |
| 18 | KIM Jin Ok | PRK | 107B | 3.0 | 7.0 | 7.5 | 7.5 | 7.5 | 8.0 | 7.5 | 7.5 | 67.50 | =10 | 67.50 | =10 | 14.10 |
| | | | 407C | 3.2 | 6.0 | 5.5 | 7.0 | 6.5 | 7.0 | 6.0 | 7.0 | 62.40 | 14 | 129.90 | 14 | 37.80 |
| | | | 207C | 3.3 | 3.0 | 3.5 | 4.0 | 3.5 | 4.0 | 3.5 | 3.0 | 34.65 | 29 | 164.55 | 23 | 83.15 |
| | | | 5253B | 3.4 | 6.5 | 7.5 | 7.0 | 7.0 | 7.0 | 7.5 | 7.5 | 73.10 | 6 | 237.65 | 20 | 94.25 |
| | | | 6142D | 3.1 | 6.0 | 5.0 | 5.5 | 5.5 | 6.5 | 6.0 | 6.0 | 54.25 | 22 | 291.90 | 18 | 136.90 |
| 19 | STEUER Christin | GER | 405B | 2.8 | 7.5 | 7.5 | 7.5 | 8.0 | 7.5 | 8.0 | 7.5 | 63.00 | =17 | 63.00 | =17 | 18.60 |
| | | | 5253B | 3.4 | 7.0 | 6.5 | 7.0 | 7.0 | 6.5 | 7.0 | 7.0 | 71.40 | 6 | 134.40 | 8 | 33.30 |
| | | | 107B | 3.0 | 9.0 | 8.0 | 9.0 | 8.5 | 8.5 | 8.5 | 8.0 | 76.50 | =5 | 210.90 | 8 | 36.80 |
| | | | 626C | 3.2 | 3.0 | 3.0 | 3.5 | 3.0 | 3.0 | 4.0 | 4.0 | 30.40 | =28 | 241.30 | 18 | 90.60 |
| | | | 207C | 3.3 | 5.5 | 4.5 | 6.0 | 4.0 | 4.5 | 5.5 | 5.0 | 49.50 | 24 | 290.80 | 19 | 138.00 |
| 20 | PROKOPCHUK Iuliia | UKR | 405B | 2.8 | 6.0 | 6.0 | 6.5 | 5.0 | 6.0 | 6.5 | 6.0 | 50.40 | =25 | 50.40 | =25 | 31.20 |
| | | | 107B | 3.0 | 6.5 | 6.0 | 6.5 | 6.5 | 7.0 | 7.0 | 7.0 | 58.50 | 22 | 108.90 | 23 | 58.80 |
| | | | 205B | 2.9 | 7.5 | 7.5 | 7.0 | 7.5 | 7.0 | 7.0 | 8.0 | 63.80 | 16 | 172.70 | 21 | 75.00 |
| | | | 626C | 3.2 | 5.0 | 4.5 | 6.0 | 5.0 | 5.0 | 4.5 | 5.0 | 48.00 | 24 | 220.70 | 23 | 111.20 |
| | | | 5253B | 3.4 | 7.0 | 7.0 | 7.0 | 6.5 | 6.5 | 7.5 | 6.5 | 69.70 | 15 | 290.40 | 20 | 138.40 |
| 21 | LABEAU Audrey | FRA | 5253B | 3.4 | 6.0 | 5.5 | 6.5 | 6.5 | 6.5 | 6.5 | 6.0 | 64.60 | 16 | 64.60 | 16 | 17.00 |
| | | | 107B | 3.0 | 6.5 | 6.0 | 7.0 | 7.5 | 7.0 | 6.5 | 7.0 | 61.50 | 16 | 126.10 | 16 | 41.60 |
| | | | 205B | 2.9 | 3.5 | 4.5 | 4.5 | 4.5 | 4.0 | 3.5 | 4.0 | 36.25 | 27 | 162.35 | 24 | 85.35 |
| | | | 405B | 2.8 | 8.0 | 7.0 | 7.0 | 7.0 | 7.0 | 7.5 | 7.0 | 58.80 | 17 | 221.15 | 22 | 110.75 |
| | | | 6243D | 3.2 | 7.5 | 6.5 | 7.0 | 7.5 | 7.0 | 7.5 | 6.5 | 68.80 | 17 | 289.95 | 21 | 138.85 |
| 22 | RICHTER Anja | AUT | 5253B | 3.4 | 7.5 | 7.0 | 7.5 | 7.0 | 7.5 | 7.5 | 7.0 | 74.80 | 6 | 74.80 | 6 | 6.80 |
| | | | 405B | 2.8 | 7.0 | 7.0 | 7.0 | 6.5 | 8.0 | 7.5 | 7.0 | 58.80 | 21 | 133.60 | 9 | 34.10 |
| | | | 107B | 3.0 | 6.5 | 5.5 | 6.5 | 6.5 | 7.0 | 7.0 | 6.0 | 58.50 | 21 | 192.10 | 12 | 55.60 |
| | | | 6243D | 3.2 | 6.5 | 6.5 | 6.0 | 6.0 | 7.0 | 7.0 | 6.0 | 60.80 | 16 | 252.90 | 13 | 79.00 |
| | | | 205B | 2.9 | 4.5 | 4.0 | 4.0 | 3.5 | 3.0 | 4.0 | 4.0 | 34.80 | 26 | 287.70 | 22 | 141.10 |
| 23 | VELOSO Juliana | BRA | 5253B | 3.4 | 7.0 | 7.5 | 7.0 | 6.0 | 7.0 | 7.0 | 6.5 | 71.40 | 9 | 71.40 | 9 | 10.20 |
| | | | 405B | 2.8 | 7.0 | 7.0 | 7.0 | 7.5 | 8.0 | 7.5 | 7.0 | 60.20 | 20 | 131.60 | 11 | 36.10 |
| | | | 205B | 2.9 | 6.5 | 7.0 | 7.0 | 6.0 | 6.5 | 6.5 | 6.5 | 56.55 | =23 | 188.15 | 17 | 59.55 |
| | | | 107B | 3.0 | 6.0 | 6.0 | 5.5 | 5.5 | 6.0 | 6.0 | 6.5 | 54.00 | 19 | 242.15 | 17 | 89.75 |
| | | | 6243D | 3.2 | 3.5 | 4.0 | 4.5 | 4.5 | 4.5 | 4.0 | 5.0 | 41.60 | 25 | 283.75 | 23 | 145.05 |
| 24 | CIOBANU Ramona Maria | ROU | 405B | 2.8 | 6.0 | 5.5 | 6.5 | 5.5 | 6.0 | 6.5 | 7.0 | 51.80 | 24 | 51.80 | 24 | 29.80 |
| | | | 5253B | 3.4 | 4.5 | 4.0 | 4.5 | 5.0 | 4.5 | 4.5 | 5.5 | 45.90 | 26 | 97.70 | 26 | 70.00 |
| | | | 6243D | 3.2 | 7.0 | 6.5 | 6.5 | 6.0 | 6.0 | 6.5 | 6.0 | 60.80 | 19 | 158.50 | 25 | 89.20 |
| | | | 107B | 3.0 | 7.0 | 7.0 | 7.5 | 6.5 | 7.5 | 7.0 | 6.5 | 63.00 | 13 | 221.50 | 21 | 110.40 |
| | | | 215B | 3.2 | 5.5 | 5.5 | 6.0 | 6.0 | 6.0 | 6.5 | 6.0 | 57.60 | 20 | 279.10 | 24 | 149.70 |
| 25 | FEBVAY Claire | FRA | 405B | 2.8 | 7.0 | 7.0 | 7.0 | 7.5 | 6.5 | 7.0 | 7.0 | 58.80 | 20 | 58.80 | 20 | 22.80 |
| | | | 207C | 3.3 | 2.5 | 2.5 | 2.0 | 3.0 | 2.5 | 3.5 | 3.0 | 26.40 | 29 | 85.20 | 29 | 82.50 |
| | | | 107B | 3.0 | 7.5 | 7.5 | 7.0 | 7.0 | 7.0 | 7.0 | 7.0 | 63.00 | =17 | 148.20 | 28 | 99.50 |
| | | | 307C | 3.4 | 3.0 | 3.5 | 3.0 | 3.0 | 3.0 | 3.0 | 3.5 | 30.60 | 27 | 178.80 | 29 | 153.10 |
| | | | 5253B | 3.4 | 7.5 | 7.0 | 7.5 | 7.0 | 7.5 | 7.5 | 7.5 | 76.50 | =9 | 255.30 | 25 | 173.50 |
| 26 | PAPPA PAPAVALOPOULOU Eftychia | GRE | 405B | 2.8 | 6.0 | 6.0 | 7.0 | 6.0 | 6.0 | 6.5 | 6.0 | 50.40 | =25 | 50.40 | =25 | 31.20 |
| | | | 107B | 3.0 | 5.5 | 5.0 | 5.5 | 5.5 | 5.5 | 5.5 | 6.0 | 49.50 | 24 | 99.90 | 25 | 67.80 |
| | | | 205B | 2.9 | 4.0 | 4.0 | 4.0 | 4.0 | 4.0 | 3.5 | 5.0 | 34.80 | 28 | 134.70 | 29 | 113.00 |
| | | | 5253B | 3.4 | 6.5 | 4.5 | 6.0 | 5.5 | 6.5 | 7.0 | 6.0 | 62.90 | 14 | 197.60 | 28 | 134.30 |
| | | | 6243D | 3.2 | 5.0 | 5.5 | 5.5 | 6.0 | 6.0 | 6.0 | 5.5 | 54.40 | 21 | 252.00 | 26 | 176.80 |



DETAILED RESULTS

详细比赛成绩 / RÉSULTATS DÉTAILLÉS

| Rank | Name | NOC Code | Dive No. | DD | Judge's Score | | | | | | | Dive Points | Dive Rank | Total Points | Overall Rank | Points Behind |
|------|-----------------------|----------|----------|-----|---------------|-----|-----|-----|-----|-----|-----|-------------|-----------|--------------|--------------|---------------|
| | | | | | J1 | J2 | J3 | J4 | J5 | J6 | J7 | | | | | |
| 27 | PAMG Pandelega Rinong | MAS | 305C | 2.7 | 4.0 | 4.5 | 5.0 | 4.5 | 4.5 | 5.5 | 4.0 | 36.45 | 29 | 36.45 | 29 | 45.15 |
| | | | 205B | 2.9 | 6.5 | 6.0 | 6.0 | 6.0 | 6.5 | 6.5 | 6.0 | 53.65 | 23 | 90.10 | 28 | 77.60 |
| | | | 107B | 3.0 | 7.5 | 7.0 | 7.5 | 7.0 | 8.0 | 7.5 | 7.5 | 67.50 | 12 | 157.60 | 26 | 90.10 |
| | | | 407C | 3.2 | 6.0 | 4.5 | 6.0 | 6.0 | 4.5 | 6.0 | 6.0 | 57.60 | 18 | 215.20 | 25 | 116.70 |
| | | | 5253B | 3.4 | 2.5 | 3.0 | 4.0 | 3.5 | 3.5 | 4.0 | 3.0 | 34.00 | 27 | 249.20 | 27 | 179.60 |
| 28 | GONCHAROVA Natalia | RUS | 107B | 3.0 | 6.0 | 5.0 | 7.0 | 6.5 | 6.5 | 7.0 | 6.5 | 58.50 | =21 | 58.50 | =21 | 23.10 |
| | | | 407C | 3.2 | 5.5 | 6.5 | 6.5 | 6.0 | 6.5 | 6.5 | 6.0 | 60.80 | 19 | 119.30 | 20 | 48.40 |
| | | | 5253B | 3.4 | 5.0 | 5.0 | 6.0 | 5.0 | 6.0 | 6.0 | 6.0 | 57.80 | 22 | 177.10 | 20 | 70.60 |
| | | | 6243D | 3.2 | 3.5 | 3.5 | 3.5 | 3.0 | 3.5 | 3.0 | 3.0 | 32.00 | 26 | 209.10 | 26 | 122.80 |
| | | | 207C | 3.3 | 3.0 | 3.0 | 3.5 | 4.0 | 3.0 | 3.5 | 2.5 | 31.35 | 29 | 240.45 | 28 | 188.35 |
| 29 | GAMM Annett | GER | 107B | 3.0 | 5.5 | 5.5 | 6.0 | 5.0 | 5.5 | 5.0 | 5.5 | 49.50 | 27 | 49.50 | 27 | 32.10 |
| | | | 626C | 3.2 | 4.5 | 4.5 | 4.5 | 5.0 | 5.0 | 4.5 | 5.5 | 44.80 | 27 | 94.30 | 27 | 73.40 |
| | | | 407C | 3.2 | 4.5 | 6.0 | 6.5 | 5.5 | 6.0 | 5.5 | 6.5 | 56.00 | 25 | 150.30 | 27 | 97.40 |
| | | | 5253B | 3.4 | 5.0 | 5.0 | 4.5 | 5.0 | 4.5 | 6.0 | 5.0 | 51.00 | 21 | 201.30 | 27 | 130.60 |
| | | | 207C | 3.3 | 3.0 | 3.5 | 3.0 | 3.5 | 2.5 | 4.0 | 3.5 | 33.00 | 28 | 234.30 | 29 | 194.50 |

Legend:

DD Degree of difficulty No. Number = Indicates the same rank by points



NAC DIVING POOL
国家游泳中心跳水池
PISCINE DE PLONGEON DU CN

THU 星期四 JEU
21 AUG 2008
10:00

DIVING
跳水 / PLONGEON

WOMEN'S 10M PLATFORM
女子10米跳台 / HAUT-VOL 10 M - FEMMES

SEMIFINAL
半决赛 / DEMI-FINALE



PANEL OF JUDGES

裁判出场名单 / PANEL DES JUGES

| Function | Name | |
|-------------------|-------------------|-----|
| Referee | PIPER Anke | TDC |
| Assistant Referee | WOODARD Magdalena | TDC |

Panel A (Dive 1-5)

| | |
|------------------------|--------------------------------|
| Judge 1 | McCLESKEY Olga |
| Judge 2 | SISSONS Ann |
| Judge 3 | GONCALVES Roberto |
| Judge 4 | KELEMEN Ildiko |
| Judge 5 | van de KONIJNENBURG Franciscus |
| Judge 6 | RUIZ PEDREGUERA Rolando |
| Judge 7 | STRITT BURK Carmen |
| Alternate Judge | GUEVARA Freddy Jose |

Legend:

TDC FINA Technical Diving Committee



NAC DIVING POOL
国家游泳中心跳水池
PISCINE DE PLONGEON DU CN

THU 星期四 JEU
21 AUG 2008
10:00

DIVING
跳水 / PLONGEON

WOMEN'S 10M PLATFORM
女子10米跳台 / HAUT-VOL 10 M - FEMMES

SEMIFINAL
半决赛 / DEMI-FINALE



RESULTS

比赛成绩 / RÉSULTATS

| Rank | Name | NOC Code | Points | Points Behind | Qualified |
|------|--------------------|----------|--------|---------------|-----------|
| 1 | CHEN Ruolin | CHN | 444.60 | | Q |
| 2 | ESPINOSA Paola | MEX | 400.75 | 43.85 | Q |
| 3 | WANG Xin | CHN | 388.55 | 56.05 | Q |
| 4 | HEYMANS Emilie | CAN | 374.10 | 70.50 | Q |
| 5 | ORTIZ Tatiana | MEX | 349.50 | 95.10 | Q |
| 6 | WILKINSON Laura | USA | 346.10 | 98.50 | Q |
| 7 | MARLEAU Marie-Eve | CAN | 335.25 | 109.35 | Q |
| 8 | WU Melissa | AUS | 331.35 | 113.25 | Q |
| 9 | EGGERS Elina | SWE | 315.45 | 129.15 | Q |
| 10 | NAKAGAWA Mai | JPN | 314.60 | 130.00 | Q |
| 11 | POWELL Stacie | GBR | 301.75 | 142.85 | Q |
| 12 | COUCH Tonia | GBR | 297.20 | 147.40 | Q |
| 13 | CAGNOTTO Tania | ITA | 296.60 | 148.00 | R |
| 14 | ISHIMATSU Haley | USA | 292.95 | 151.65 | R |
| 15 | MAROCCHI Valentina | ITA | 283.15 | 161.45 | |
| 16 | KIM Un Hyang | PRK | 267.00 | 177.60 | |
| 17 | KIM Jin Ok | PRK | 259.40 | 185.20 | |
| 18 | CROAK Alexandra | AUS | 250.30 | 194.30 | |

Legend:

Q Qualified for next phase of competition R Reserve diver for next phase



DETAILED RESULTS

详细比赛成绩 / RÉSULTATS DÉTAILLÉS

| Rank | Name | NOC Code | Dive No. | DD | Judge's Score | | | | | | | Dive Points | Dive Rank | Total Points | Overall Rank | Points Behind | |
|------|-------------------|----------|----------|-----|---------------|-----|-----|-----|-----|-----|-------|-------------|-----------|--------------|--------------|---------------|---|
| | | | | | J1 | J2 | J3 | J4 | J5 | J6 | J7 | | | | | | |
| 1 | CHEN Ruolin | CHN | 107B | 3.0 | 9.0 | 9.0 | 9.0 | 9.0 | 9.0 | 9.5 | 9.0 | 81.00 | 2 | 81.00 | 2 | 0.60 | |
| | | | 407C | 3.2 | 9.5 | 8.5 | 8.5 | 10 | 10 | 9.5 | 9.5 | 91.20 | 1 | 172.20 | 1 | | |
| | | | 6243D | 3.2 | 8.5 | 8.5 | 9.0 | 9.0 | 9.0 | 9.5 | 9.0 | 9.0 | 86.40 | 1 | 258.60 | | 1 |
| | | | 207C | 3.3 | 8.5 | 9.0 | 9.0 | 9.0 | 9.5 | 9.0 | 9.0 | 89.10 | 1 | 347.70 | 1 | | |
| | | | 5253B | 3.4 | 9.0 | 9.5 | 9.5 | 9.0 | 9.5 | 9.5 | 10 | 96.90 | 1 | 444.60 | 1 | | |
| 2 | ESPINOSA Paola | MEX | 107B | 3.0 | 8.0 | 8.5 | 8.0 | 8.0 | 7.0 | 8.0 | 8.0 | 72.00 | 6 | 72.00 | 6 | 9.60 | |
| | | | 207C | 3.3 | 8.0 | 8.5 | 8.5 | 9.0 | 8.0 | 8.5 | 8.5 | 84.15 | 3 | 156.15 | 4 | 16.05 | |
| | | | 307C | 3.4 | 7.5 | 8.5 | 8.0 | 8.5 | 8.0 | 8.5 | 8.0 | 83.30 | 2 | 239.45 | 3 | 19.15 | |
| | | | 407C | 3.2 | 9.0 | 8.5 | 9.0 | 8.5 | 9.0 | 9.0 | 8.5 | 84.80 | 2 | 324.25 | 2 | 23.45 | |
| | | | 5253B | 3.4 | 7.5 | 7.0 | 8.0 | 7.5 | 7.5 | 7.5 | 7.5 | 76.50 | =5 | 400.75 | 2 | 43.85 | |
| 3 | WANG Xin | CHN | 107B | 3.0 | 8.5 | 8.5 | 9.0 | 8.5 | 8.0 | 8.5 | 8.0 | 76.50 | =3 | 76.50 | =3 | 5.10 | |
| | | | 407C | 3.2 | 9.0 | 8.0 | 9.0 | 8.5 | 9.0 | 9.0 | 9.0 | 86.40 | 2 | 162.90 | 3 | 9.30 | |
| | | | 6243D | 3.2 | 8.5 | 8.5 | 8.5 | 8.0 | 9.0 | 8.5 | 8.5 | 81.60 | 3 | 244.50 | 2 | 14.10 | |
| | | | 207C | 3.3 | 7.0 | 7.0 | 7.0 | 7.5 | 7.5 | 8.0 | 7.0 | 70.95 | 6 | 315.45 | 3 | 32.25 | |
| | | | 5253B | 3.4 | 7.0 | 8.0 | 7.5 | 6.5 | 7.0 | 7.0 | 7.5 | 73.10 | 7 | 388.55 | 3 | 56.05 | |
| 4 | HEYMANS Emilie | CAN | 5253B | 3.4 | 8.0 | 8.0 | 8.0 | 8.5 | 7.5 | 8.0 | 8.0 | 81.60 | 1 | 81.60 | 1 | | |
| | | | 626C | 3.2 | 9.0 | 8.0 | 8.5 | 8.5 | 8.5 | 8.0 | 8.0 | 81.60 | 4 | 163.20 | 2 | 9.00 | |
| | | | 207C | 3.3 | 5.5 | 6.5 | 5.0 | 5.0 | 6.0 | 5.0 | 5.5 | 52.80 | 13 | 216.00 | 5 | 42.60 | |
| | | | 307C | 3.4 | 7.5 | 8.0 | 7.5 | 7.5 | 7.0 | 7.5 | 7.0 | 76.50 | 4 | 292.50 | 4 | 55.20 | |
| | | | 407C | 3.2 | 8.0 | 8.5 | 8.5 | 8.5 | 8.5 | 9.0 | 9.0 | 81.60 | 4 | 374.10 | 4 | 70.50 | |
| 5 | ORTIZ Tatiana | MEX | 107B | 3.0 | 7.5 | 8.0 | 7.5 | 7.0 | 7.5 | 7.5 | 8.0 | 67.50 | =8 | 67.50 | =8 | 14.10 | |
| | | | 626C | 3.2 | 6.0 | 5.5 | 6.5 | 6.0 | 6.0 | 7.0 | 7.0 | 57.60 | =11 | 125.10 | 9 | 47.10 | |
| | | | 207C | 3.3 | 6.5 | 7.0 | 6.0 | 6.5 | 6.0 | 6.5 | 6.0 | 62.70 | 10 | 187.80 | =10 | 70.80 | |
| | | | 407C | 3.2 | 8.5 | 8.0 | 8.5 | 8.0 | 8.0 | 7.5 | 8.5 | 78.40 | 3 | 266.20 | 5 | 81.50 | |
| | | | 5253B | 3.4 | 8.0 | 8.5 | 8.0 | 8.0 | 8.0 | 8.5 | 8.5 | 83.30 | 3 | 349.50 | 5 | 95.10 | |
| 6 | WILKINSON Laura | USA | 107B | 3.0 | 7.5 | 8.0 | 7.5 | 7.5 | 7.0 | 7.5 | 7.5 | 67.50 | =8 | 67.50 | =8 | 14.10 | |
| | | | 207B | 3.6 | 4.0 | 4.0 | 4.5 | 5.0 | 4.5 | 4.0 | 4.5 | 46.80 | 15 | 114.30 | 14 | 57.90 | |
| | | | 307C | 3.4 | 7.5 | 8.5 | 7.0 | 7.5 | 7.0 | 7.0 | 7.0 | 73.10 | 5 | 187.40 | 12 | 71.20 | |
| | | | 407C | 3.2 | 7.5 | 8.5 | 7.5 | 7.5 | 7.5 | 7.0 | 8.0 | 72.00 | 5 | 259.40 | 8 | 88.30 | |
| | | | 5253B | 3.4 | 8.5 | 9.0 | 8.5 | 8.5 | 8.0 | 8.5 | 8.5 | 86.70 | 2 | 346.10 | 6 | 98.50 | |
| 7 | MARLEAU Marie-Eve | CAN | 107B | 3.0 | 8.0 | 8.0 | 8.0 | 8.5 | 8.5 | 8.5 | 8.5 | 75.00 | 5 | 75.00 | 5 | 6.60 | |
| | | | 207C | 3.3 | 4.5 | 4.0 | 4.5 | 4.5 | 4.0 | 5.0 | 4.5 | 44.55 | =16 | 119.55 | 12 | 52.65 | |
| | | | 5253B | 3.4 | 7.0 | 8.0 | 7.5 | 7.5 | 7.5 | 7.5 | 7.5 | 76.50 | 4 | 196.05 | 6 | 62.55 | |
| | | | 407C | 3.2 | 7.0 | 7.5 | 7.5 | 7.5 | 7.0 | 7.0 | 6.5 | 68.80 | 7 | 264.85 | 6 | 82.85 | |
| | | | 6243D | 3.2 | 7.0 | 6.0 | 7.5 | 7.5 | 7.0 | 7.5 | 7.5 | 70.40 | 10 | 335.25 | 7 | 109.35 | |
| 8 | WU Melissa | AUS | 107B | 3.0 | 8.0 | 8.5 | 8.5 | 8.5 | 8.5 | 8.0 | 8.5 | 76.50 | =3 | 76.50 | =3 | 5.10 | |
| | | | 6243D | 3.2 | 8.0 | 8.0 | 8.0 | 8.5 | 8.0 | 8.0 | 8.0 | 76.80 | 5 | 153.30 | 5 | 18.90 | |
| | | | 407C | 3.2 | 6.5 | 7.5 | 8.0 | 7.0 | 7.5 | 7.5 | 7.5 | 72.00 | 6 | 225.30 | 4 | 33.30 | |
| | | | 207C | 3.3 | 3.5 | 3.5 | 4.0 | 3.5 | 3.0 | 3.0 | 4.0 | 34.65 | 18 | 259.95 | 7 | 87.75 | |
| | | | 5253B | 3.4 | 6.5 | 7.0 | 7.5 | 7.0 | 7.0 | 7.0 | 7.0 | 71.40 | =8 | 331.35 | 8 | 113.25 | |
| 9 | EGGERS Elina | SWE | 405B | 2.8 | 7.5 | 7.5 | 7.5 | 7.5 | 8.0 | 8.0 | 7.5 | 63.00 | =11 | 63.00 | =11 | 18.60 | |
| | | | 5152B | 2.9 | 7.5 | 8.0 | 8.0 | 8.0 | 8.5 | 7.5 | 8.5 | 69.60 | 7 | 132.60 | 8 | 39.60 | |
| | | | 205B | 2.9 | 6.5 | 7.0 | 6.0 | 6.0 | 7.0 | 7.0 | 7.0 | 59.45 | 12 | 192.05 | 8 | 66.55 | |
| | | | 6243D | 3.2 | 6.5 | 6.5 | 7.0 | 7.5 | 7.5 | 6.5 | 6.5 | 64.00 | 8 | 256.05 | 9 | 91.65 | |
| | | | 305C | 2.7 | 7.0 | 7.0 | 8.0 | 7.0 | 7.5 | 7.5 | 8.0 | 59.40 | 15 | 315.45 | 9 | 129.15 | |
| 10 | NAKAGAWA Mai | JPN | 405B | 2.8 | 8.5 | 8.5 | 8.0 | 8.0 | 8.0 | 7.5 | 8.0 | 67.20 | 10 | 67.20 | 10 | 14.40 | |
| | | | 205B | 2.9 | 7.5 | 8.5 | 7.0 | 8.0 | 8.0 | 7.5 | 7.5 | 66.70 | 8 | 133.90 | 7 | 38.30 | |
| | | | 107B | 3.0 | 6.5 | 7.0 | 6.5 | 7.0 | 7.5 | 6.5 | 6.5 | 60.00 | 11 | 193.90 | 7 | 64.70 | |
| | | | 305B | 2.9 | 5.5 | 6.0 | 4.5 | 5.5 | 5.5 | 6.0 | 6.0 | 49.30 | 16 | 243.20 | 12 | 104.50 | |
| | | | 5253B | 3.4 | 7.0 | 6.5 | 7.5 | 7.5 | 7.0 | 7.0 | 6.5 | 71.40 | =8 | 314.60 | 10 | 130.00 | |
| 11 | POWELL Stacie | GBR | 6142D | 3.1 | 6.0 | 7.0 | 6.0 | 7.0 | 6.0 | 5.5 | 7.5 | 58.90 | 17 | 58.90 | 17 | 22.70 | |
| | | | 207C | 3.3 | 4.5 | 5.0 | 5.0 | 5.5 | 5.5 | 5.0 | 6.5 | 51.15 | 14 | 110.05 | 15 | 62.15 | |
| | | | 407C | 3.2 | 7.0 | 7.0 | 7.0 | 7.5 | 7.0 | 8.0 | 8.0 | 68.80 | 7 | 178.85 | 13 | 79.75 | |
| | | | 107B | 3.0 | 6.5 | 7.0 | 6.0 | 7.0 | 7.0 | 6.5 | 6.5 | 60.00 | 11 | 238.85 | 13 | 108.85 | |
| | | | 5253B | 3.4 | 6.5 | 7.0 | 6.5 | 6.0 | 5.0 | 6.0 | 5.5 | 62.90 | =13 | 301.75 | 11 | 142.85 | |
| 12 | COUCH Tonia | GBR | 405B | 2.8 | 7.5 | 8.0 | 7.5 | 7.5 | 7.5 | 7.0 | 7.0 | 63.00 | =11 | 63.00 | =11 | 18.60 | |
| | | | 107B | 3.0 | 7.0 | 6.5 | 6.5 | 6.5 | 6.0 | 5.5 | 58.50 | 10 | 121.50 | 10 | 50.70 | | |
| | | | 5253B | 3.4 | 6.5 | 7.5 | 7.0 | 6.0 | 7.0 | 6.0 | 6.0 | 66.30 | 8 | 187.80 | =10 | 70.80 | |
| | | | 6243D | 3.2 | 6.0 | 6.0 | 6.5 | 6.0 | 6.5 | 6.5 | 6.5 | 60.80 | 10 | 248.60 | 10 | 99.10 | |
| | | | 305C | 2.7 | 5.5 | 6.5 | 5.5 | 6.0 | 6.0 | 6.0 | 6.0 | 48.60 | 17 | 297.20 | 12 | 147.40 | |
| 13 | CAGNOTTO Tania | ITA | 405B | 2.8 | 7.5 | 7.5 | 8.0 | 7.5 | 7.5 | 8.0 | 7.5 | 63.00 | =11 | 63.00 | =11 | 18.60 | |
| | | | 205B | 2.9 | 6.5 | 5.0 | 5.5 | 6.0 | 6.5 | 6.5 | 6.5 | 55.10 | 13 | 118.10 | 13 | 54.10 | |
| | | | 107B | 3.0 | 6.5 | 6.0 | 6.0 | 6.0 | 5.5 | 5.5 | 5.0 | 52.50 | 14 | 170.60 | 15 | 88.00 | |
| | | | 5253B | 3.4 | 5.5 | 6.0 | 6.5 | 6.0 | 6.0 | 6.0 | 6.5 | 61.20 | 9 | 231.80 | 14 | 115.90 | |
| | | | 305C | 2.7 | 7.5 | 8.0 | 8.0 | 8.0 | 8.0 | 8.0 | 8.5 | 64.80 | 12 | 296.60 | 13 | 148.00 | |



DETAILED RESULTS

详细比赛成绩 / RÉSULTATS DÉTAILLÉS

| Rank | Name | NOC Code | Dive No. | DD | Judge's Score | | | | | | | Dive Points | Dive Rank | Total Points | Overall Rank | Points Behind |
|------|--------------------|----------|----------|-----|---------------|-----|-----|-----|-----|-----|-------|-------------|-----------|--------------|--------------|---------------|
| | | | | | J1 | J2 | J3 | J4 | J5 | J6 | J7 | | | | | |
| 14 | ISHIMATSU Haley | USA | 6142D | 3.1 | 7.5 | 7.5 | 7.5 | 7.5 | 7.5 | 7.5 | 7.0 | 69.75 | 7 | 69.75 | 7 | 11.85 |
| | | | 107B | 3.0 | 8.5 | 9.0 | 8.5 | 8.0 | 9.0 | 8.0 | 8.5 | 76.50 | 6 | 146.25 | 6 | 25.95 |
| | | | 407C | 3.2 | 4.5 | 4.5 | 4.0 | 5.0 | 4.5 | 4.5 | 4.5 | 43.20 | 15 | 189.45 | 9 | 69.15 |
| | | | 207B | 3.6 | 6.0 | 6.0 | 4.5 | 5.0 | 5.0 | 5.5 | 5.5 | 57.60 | 13 | 247.05 | 11 | 100.65 |
| | | | 5253B | 3.4 | 4.5 | 5.0 | 4.5 | 4.0 | 5.5 | 4.5 | 4.5 | 45.90 | 18 | 292.95 | 14 | 151.65 |
| 15 | MAROCCHI Valentina | ITA | 405B | 2.8 | 7.0 | 7.5 | 7.5 | 7.5 | 7.5 | 8.0 | 8.0 | 63.00 | =11 | 63.00 | =11 | 18.60 |
| | | | 305C | 2.7 | 5.5 | 5.5 | 6.5 | 5.5 | 5.0 | 5.5 | 5.5 | 44.55 | =16 | 107.55 | 16 | 64.65 |
| | | | 205B | 2.9 | 7.5 | 7.5 | 7.5 | 7.0 | 8.0 | 7.0 | 7.0 | 63.80 | 9 | 171.35 | 14 | 87.25 |
| | | | 6241B | 2.7 | 5.5 | 5.0 | 5.0 | 6.0 | 5.5 | 5.0 | 5.5 | 43.20 | 17 | 214.55 | 15 | 133.15 |
| | | | 5235D | 2.8 | 8.0 | 8.5 | 8.5 | 8.0 | 8.5 | 8.0 | 8.0 | 68.60 | 11 | 283.15 | 15 | 161.45 |
| 16 | KIM Un Hyang | PRK | 107B | 3.0 | 7.0 | 8.0 | 7.0 | 6.5 | 6.5 | 7.0 | 7.5 | 63.00 | =11 | 63.00 | =11 | 18.60 |
| | | | 407C | 3.2 | 4.0 | 4.5 | 4.0 | 4.0 | 3.0 | 4.0 | 4.0 | 38.40 | 18 | 101.40 | 17 | 70.80 |
| | | | 207C | 3.3 | 3.5 | 4.0 | 3.5 | 3.5 | 3.5 | 4.5 | 4.5 | 36.30 | 17 | 137.70 | 18 | 120.90 |
| | | | 626C | 3.2 | 6.0 | 5.5 | 5.0 | 6.0 | 5.0 | 5.5 | 5.5 | 52.80 | 14 | 190.50 | 17 | 157.20 |
| | | | 5253B | 3.4 | 7.5 | 7.0 | 7.5 | 7.5 | 7.0 | 7.5 | 7.5 | 76.50 | =5 | 267.00 | 16 | 177.60 |
| 17 | KIM Jin Ok | PRK | 107B | 3.0 | 7.0 | 7.0 | 7.5 | 6.5 | 7.0 | 7.0 | 7.0 | 63.00 | =11 | 63.00 | =11 | 18.60 |
| | | | 407C | 3.2 | 6.5 | 6.0 | 6.0 | 6.0 | 6.0 | 6.0 | 6.5 | 57.60 | =11 | 120.60 | 11 | 51.60 |
| | | | 207C | 3.3 | 3.0 | 3.0 | 3.0 | 3.0 | 3.0 | 3.5 | 29.70 | 18 | 150.30 | 16 | 108.30 | |
| | | | 5253B | 3.4 | 5.5 | 5.5 | 6.0 | 6.0 | 6.5 | 5.5 | 5.5 | 59.50 | 12 | 209.80 | 16 | 137.90 |
| | | | 6142D | 3.1 | 4.0 | 5.0 | 6.0 | 4.5 | 5.5 | 5.5 | 5.5 | 49.60 | 16 | 259.40 | 17 | 185.20 |
| 18 | CROAK Alexandra | AUS | 407C | 3.2 | 4.0 | 4.0 | 3.5 | 4.0 | 3.0 | 3.5 | 3.0 | 35.20 | 18 | 35.20 | 18 | 46.40 |
| | | | 107B | 3.0 | 7.0 | 7.0 | 7.0 | 7.0 | 6.0 | 6.5 | 7.0 | 63.00 | 9 | 98.20 | 18 | 74.00 |
| | | | 207C | 3.3 | 4.0 | 4.5 | 4.0 | 3.5 | 4.0 | 4.0 | 4.5 | 39.60 | 16 | 137.80 | 17 | 120.80 |
| | | | 6243D | 3.2 | 4.0 | 5.0 | 6.0 | 5.0 | 6.5 | 5.5 | 5.0 | 49.60 | 15 | 187.40 | 18 | 160.30 |
| | | | 5253B | 3.4 | 5.0 | 6.0 | 6.5 | 5.5 | 6.5 | 6.5 | 6.0 | 62.90 | =13 | 250.30 | 18 | 194.30 |

Legend:

DD Degree of difficulty No. Number = Indicates the same rank by points



NAC DIVING POOL
国家游泳中心跳水池
PISCINE DE PLONGEON DU CN

THU 星期四 JEU
21 AUG 2008
20:00

DIVING
跳水 / PLONGEON

WOMEN'S 10M PLATFORM
女子10米跳台 / HAUT-VOL 10 M - FEMMES

FINAL
决赛 / FINALE



PANEL OF JUDGES

裁判出场名单 / PANEL DES JUGES

| Function | Name | |
|-------------------|-------------------|-----|
| Referee | PIPER Anke | TDC |
| Assistant Referee | WOODARD Magdalena | TDC |

Panel A (Dive 1-5)

| | |
|------------------------|--------------------------------|
| Judge 1 | STRITT BURK Carmen |
| Judge 2 | RUIZ PEDREGUERA Rolando |
| Judge 3 | KELEMEN Ildiko |
| Judge 4 | SISSONS Ann |
| Judge 5 | van de KONIJNENBURG Franciscus |
| Judge 6 | GONCALVES Roberto |
| Judge 7 | McCLESKEY Olga |
| Alternate Judge | ALT Walter |

Legend:

TDC FINA Technical Diving Committee



NAC DIVING POOL
国家游泳中心跳水池
PISCINE DE PLONGEON DU CN

THU 星期四 JEU
21 AUG 2008
20:00

DIVING
跳水 / PLONGEON

WOMEN'S 10M PLATFORM
女子10米跳台 / HAUT-VOL 10 M - FEMMES

FINAL
决赛 / FINALE



RESULTS

比赛成绩 / RÉSULTATS

| Rank | Name | NOC Code | Points | Points Behind |
|------|-------------------|----------|--------|---------------|
| 1 | CHEN Ruolin | CHN | 447.70 | |
| 2 | HEYMANS Emilie | CAN | 437.05 | 10.65 |
| 3 | WANG Xin | CHN | 429.90 | 17.80 |
| 4 | ESPINOSA Paola | MEX | 380.95 | 66.75 |
| 5 | ORTIZ Tatiana | MEX | 343.60 | 104.10 |
| 6 | WU Melissa | AUS | 338.15 | 109.55 |
| 7 | MARLEAU Marie-Eve | CAN | 332.10 | 115.60 |
| 8 | COUCH Tonia | GBR | 328.70 | 119.00 |
| 9 | WILKINSON Laura | USA | 311.80 | 135.90 |
| 10 | POWELL Stacie | GBR | 303.50 | 144.20 |
| 11 | NAKAGAWA Mai | JPN | 296.30 | 151.40 |
| 12 | EGGERS Elina | SWE | 285.85 | 161.85 |



DETAILED RESULTS

详细比赛成绩 / RÉSULTATS DÉTAILLÉS

| Rank | Name | NOC Code | Dive No. | DD | Judge's Score | | | | | | | Dive Points | Dive Rank | Total Points | Overall Rank | Points Behind |
|------|-------------------|----------|----------|-----|---------------|-----|-----|-----|-----|-----|-----|-------------|-----------|--------------|--------------|---------------|
| | | | | | J1 | J2 | J3 | J4 | J5 | J6 | J7 | | | | | |
| 1 | CHEN Ruolin | CHN | 107B | 3.0 | 9.5 | 9.5 | 10 | 9.5 | 10 | 9.0 | 9.0 | 85.50 | 1 | 85.50 | 1 | 1.65 |
| | | | 407C | 3.2 | 8.5 | 9.0 | 9.5 | 9.0 | 9.0 | 8.5 | 8.5 | 84.80 | =2 | 170.30 | 1 | |
| | | | 6243D | 3.2 | 9.5 | 9.0 | 9.5 | 10 | 9.0 | 9.0 | 9.0 | 88.00 | 1 | 258.30 | 1 | |
| | | | 207C | 3.3 | 9.0 | 9.0 | 8.5 | 9.0 | 9.5 | 9.0 | 8.5 | 89.10 | =2 | 347.40 | 2 | |
| | | | 5253B | 3.4 | 10 | 10 | 10 | 9.5 | 10 | 9.5 | 9.5 | 100.30 | 1 | 447.70 | 1 | |
| 2 | HEYMANS Emilie | CAN | 5253B | 3.4 | 8.0 | 8.5 | 8.5 | 8.0 | 8.0 | 8.5 | 8.0 | 83.30 | 2 | 83.30 | 2 | 2.20 |
| | | | 626C | 3.2 | 9.0 | 9.0 | 9.0 | 9.0 | 9.0 | 9.5 | 9.0 | 86.40 | 1 | 169.70 | 2 | 0.60 |
| | | | 207C | 3.3 | 8.0 | 8.5 | 8.0 | 8.5 | 9.0 | 8.5 | 9.0 | 84.15 | 3 | 253.85 | 2 | 4.45 |
| | | | 307C | 3.4 | 9.0 | 9.5 | 9.5 | 9.0 | 9.5 | 9.0 | 9.5 | 95.20 | 1 | 349.05 | 1 | |
| | | | 407C | 3.2 | 9.0 | 9.0 | 9.0 | 9.5 | 8.5 | 9.5 | 9.5 | 88.00 | 3 | 437.05 | 2 | 10.65 |
| 3 | WANG Xin | CHN | 107B | 3.0 | 8.5 | 9.0 | 9.5 | 8.5 | 8.0 | 9.0 | 9.0 | 79.50 | =3 | 79.50 | =3 | 6.00 |
| | | | 407C | 3.2 | 8.5 | 9.0 | 8.5 | 8.5 | 9.0 | 9.5 | 9.0 | 84.80 | =2 | 164.30 | 3 | 6.00 |
| | | | 6243D | 3.2 | 9.0 | 9.0 | 9.0 | 9.0 | 8.5 | 8.5 | 9.0 | 86.40 | 2 | 250.70 | 3 | 7.60 |
| | | | 207C | 3.3 | 8.5 | 9.0 | 9.0 | 8.5 | 9.0 | 9.0 | 9.0 | 89.10 | =2 | 339.80 | 3 | 9.25 |
| | | | 5253B | 3.4 | 9.5 | 9.0 | 8.5 | 8.5 | 9.0 | 8.5 | 9.0 | 90.10 | 2 | 429.90 | 3 | 17.80 |
| 4 | ESPINOSA Paola | MEX | 107B | 3.0 | 8.0 | 8.5 | 8.0 | 7.5 | 7.5 | 8.5 | 8.0 | 72.00 | =6 | 72.00 | =6 | 13.50 |
| | | | 207C | 3.3 | 8.5 | 8.5 | 8.5 | 9.0 | 8.0 | 8.5 | 8.5 | 84.15 | 4 | 156.15 | 4 | 14.15 |
| | | | 307C | 3.4 | 7.0 | 7.0 | 7.0 | 6.0 | 6.0 | 5.5 | 7.0 | 68.00 | 8 | 224.15 | 5 | 34.15 |
| | | | 407C | 3.2 | 8.0 | 8.5 | 7.5 | 8.0 | 8.0 | 7.5 | 7.5 | 75.20 | 5 | 299.35 | 4 | 49.70 |
| | | | 5253B | 3.4 | 8.0 | 8.0 | 7.5 | 8.0 | 8.0 | 8.5 | 7.5 | 81.60 | =6 | 380.95 | 4 | 66.75 |
| 5 | ORTIZ Tatiana | MEX | 107B | 3.0 | 7.0 | 7.0 | 7.0 | 7.5 | 6.5 | 7.0 | 6.5 | 63.00 | =11 | 63.00 | =11 | 22.50 |
| | | | 626C | 3.2 | 4.5 | 4.0 | 4.0 | 4.0 | 4.5 | 4.5 | 4.0 | 40.00 | 11 | 103.00 | 12 | 67.30 |
| | | | 207C | 3.3 | 7.5 | 7.5 | 7.0 | 7.0 | 7.5 | 6.0 | 8.0 | 72.60 | 6 | 175.60 | 9 | 82.70 |
| | | | 407C | 3.2 | 9.5 | 9.0 | 9.0 | 9.0 | 9.0 | 9.0 | 9.0 | 86.40 | 4 | 262.00 | 7 | 87.05 |
| | | | 5253B | 3.4 | 8.0 | 7.5 | 8.0 | 7.0 | 8.0 | 8.0 | 8.5 | 81.60 | =6 | 343.60 | 5 | 104.10 |
| 6 | WU Melissa | AUS | 107B | 3.0 | 8.5 | 9.0 | 9.0 | 8.5 | 8.5 | 9.0 | 9.0 | 79.50 | =3 | 79.50 | =3 | 6.00 |
| | | | 6243D | 3.2 | 7.5 | 7.5 | 7.5 | 8.5 | 8.0 | 8.0 | 8.0 | 75.20 | 5 | 154.70 | 5 | 15.60 |
| | | | 407C | 3.2 | 7.5 | 7.5 | 7.5 | 8.0 | 7.0 | 7.5 | 7.5 | 72.00 | 7 | 226.70 | 4 | 31.60 |
| | | | 207C | 3.3 | 3.0 | 2.5 | 3.0 | 2.5 | 2.5 | 2.5 | 2.5 | 24.75 | 12 | 251.45 | 8 | 97.60 |
| | | | 5253B | 3.4 | 9.0 | 8.0 | 8.5 | 8.5 | 9.0 | 8.5 | 8.5 | 86.70 | =4 | 338.15 | 6 | 109.55 |
| 7 | MARLEAU Marie-Eve | CAN | 107B | 3.0 | 8.5 | 9.0 | 8.5 | 9.0 | 8.5 | 8.5 | 8.0 | 76.50 | 5 | 76.50 | 5 | 9.00 |
| | | | 207C | 3.3 | 4.0 | 4.0 | 4.0 | 4.0 | 3.0 | 4.5 | 4.0 | 39.60 | 12 | 116.10 | 10 | 54.20 |
| | | | 5253B | 3.4 | 8.0 | 8.5 | 8.0 | 8.0 | 8.0 | 8.5 | 8.0 | 81.60 | 4 | 197.70 | 7 | 60.60 |
| | | | 407C | 3.2 | 7.5 | 7.0 | 7.0 | 7.0 | 7.0 | 7.5 | 7.0 | 67.20 | =6 | 264.90 | 6 | 84.15 |
| | | | 6243D | 3.2 | 7.5 | 7.0 | 7.0 | 7.0 | 7.0 | 7.0 | 6.0 | 67.20 | 10 | 332.10 | 7 | 115.60 |
| 8 | COUCH Tonia | GBR | 405B | 2.8 | 8.5 | 8.5 | 8.0 | 8.0 | 8.0 | 7.5 | 7.5 | 67.20 | 10 | 67.20 | 10 | 18.30 |
| | | | 107B | 3.0 | 7.5 | 7.0 | 7.5 | 7.0 | 6.5 | 7.5 | 7.0 | 64.50 | 7 | 131.70 | 8 | 38.60 |
| | | | 5253B | 3.4 | 6.5 | 7.0 | 6.5 | 7.0 | 7.5 | 8.0 | 7.5 | 73.10 | 5 | 204.80 | 6 | 53.50 |
| | | | 6243D | 3.2 | 6.5 | 6.5 | 7.0 | 7.0 | 7.5 | 7.5 | 7.0 | 67.20 | =6 | 272.00 | 5 | 77.05 |
| | | | 305C | 2.7 | 5.5 | 7.0 | 7.0 | 7.5 | 7.0 | 7.0 | 7.0 | 56.70 | 12 | 328.70 | 8 | 119.00 |
| 9 | WILKINSON Laura | USA | 107B | 3.0 | 8.0 | 8.0 | 8.5 | 8.5 | 7.5 | 8.0 | 7.5 | 72.00 | =6 | 72.00 | =6 | 13.50 |
| | | | 207B | 3.6 | 4.0 | 4.0 | 4.0 | 3.5 | 4.0 | 4.5 | 4.0 | 43.20 | 10 | 115.20 | 11 | 55.10 |
| | | | 307C | 3.4 | 5.0 | 4.0 | 3.5 | 5.0 | 4.5 | 4.0 | 5.5 | 45.90 | 10 | 161.10 | 11 | 97.20 |
| | | | 407C | 3.2 | 6.5 | 7.0 | 6.5 | 7.0 | 6.5 | 6.5 | 7.0 | 64.00 | 9 | 225.10 | 11 | 123.95 |
| | | | 5253B | 3.4 | 8.5 | 8.5 | 8.5 | 8.5 | 8.0 | 9.0 | 8.5 | 86.70 | =4 | 311.80 | 9 | 135.90 |
| 10 | POWELL Stacie | GBR | 6142D | 3.1 | 7.5 | 7.5 | 7.5 | 7.5 | 7.5 | 8.0 | 8.0 | 69.75 | 9 | 69.75 | 9 | 15.75 |
| | | | 207C | 3.3 | 6.5 | 6.0 | 6.5 | 6.0 | 7.0 | 6.5 | 6.5 | 64.35 | 8 | 134.10 | 7 | 36.20 |
| | | | 407C | 3.2 | 5.0 | 5.0 | 6.0 | 4.0 | 4.5 | 5.0 | 4.5 | 46.40 | 9 | 180.50 | 8 | 77.80 |
| | | | 107B | 3.0 | 5.5 | 5.0 | 5.0 | 6.0 | 5.5 | 5.0 | 5.0 | 46.50 | 11 | 227.00 | 9 | 122.05 |
| | | | 5253B | 3.4 | 7.5 | 7.5 | 7.0 | 6.5 | 7.5 | 7.5 | 7.5 | 76.50 | 8 | 303.50 | 10 | 144.20 |
| 11 | NAKAGAWA Mai | JPN | 405B | 2.8 | 8.0 | 8.0 | 8.5 | 8.5 | 8.5 | 8.5 | 9.0 | 71.40 | 8 | 71.40 | 8 | 14.10 |
| | | | 205B | 2.9 | 5.5 | 6.0 | 4.5 | 5.5 | 5.5 | 7.0 | 6.0 | 49.30 | 9 | 120.70 | 9 | 49.60 |
| | | | 107B | 3.0 | 4.5 | 4.0 | 4.5 | 4.0 | 3.5 | 4.5 | 3.5 | 37.50 | 11 | 158.20 | 12 | 100.10 |
| | | | 305B | 2.9 | 7.5 | 7.5 | 8.0 | 8.0 | 8.0 | 7.5 | 7.5 | 66.70 | 8 | 224.90 | 12 | 124.15 |
| | | | 5253B | 3.4 | 7.0 | 7.0 | 7.0 | 7.0 | 7.0 | 7.5 | 7.0 | 71.40 | 9 | 296.30 | 11 | 151.40 |
| 12 | EGGERS Elina | SWE | 405B | 2.8 | 8.5 | 7.0 | 7.0 | 8.0 | 7.5 | 7.5 | 7.5 | 63.00 | =11 | 63.00 | =11 | 22.50 |
| | | | 5152B | 2.9 | 8.5 | 8.5 | 8.0 | 8.5 | 8.5 | 8.0 | 7.5 | 72.50 | 6 | 135.50 | 6 | 34.80 |
| | | | 205B | 2.9 | 3.5 | 3.0 | 4.0 | 4.0 | 3.5 | 4.5 | 4.0 | 33.35 | 12 | 168.85 | 10 | 89.45 |
| | | | 6243D | 3.2 | 6.5 | 6.0 | 5.5 | 5.5 | 6.0 | 6.0 | 6.0 | 57.60 | 10 | 226.45 | 10 | 122.60 |
| | | | 305C | 2.7 | 7.0 | 7.0 | 8.0 | 7.0 | 7.5 | 7.5 | 8.0 | 59.40 | 11 | 285.85 | 12 | 161.85 |

Legend:

DD Degree of difficulty No. Number = Indicates the same rank by points



RESULTS SUMMARY

比赛综合成绩 / RÉSUMÉ DES RÉSULTATS

| Rank | Name | NOC Code | Preliminaries | | Semifinals | | Finals |
|------|---------------------------|-------------|---------------|------|------------|------|--------|
| | | | Points | Rank | Points | Rank | Points |
| 1 | MITCHAM Matthew | AUS | 509.60 | 2 | 532.20 | 2 | 537.95 |
| 2 | ZHOU Luxin | CHN | 539.80 | 1 | 526.20 | 3 | 533.15 |
| 3 | GALPERIN Gleb | RUS | 499.95 | 3 | 508.95 | 4 | 525.80 |
| 4 | HUO Liang | CHN | 472.95 | 8 | 549.95 | 1 | 508.40 |
| 5 | GUERRA OLIVA Jose Antonio | CUB | 443.20 | 11 | 438.80 | 11 | 507.15 |
| 6 | HELM Mathew | AUS | 484.40 | 5 | 485.20 | 6 | 467.70 |
| 7 | DALEY Thomas | GBR | 440.40 | 12 | 458.60 | 8 | 463.55 |
| 8 | PACHECO Rommel | MEX | 465.45 | 9 | 453.80 | 9 | 460.20 |
| 9 | HAUSDING Patrick | GER | 423.40 | 17 | 453.30 | 10 | 448.30 |
| 10 | BOUDIA David | USA | 481.70 | 6 | 491.55 | 5 | 441.45 |
| 11 | URAN Juan Guillermo | COL | 418.00 | 18 | 436.10 | 12 | 414.80 |
| 12 | FINCHUM Thomas | USA | 477.00 | 7 | 474.95 | 7 | 412.65 |
| 13 | WATERFIELD Peter | GBR | 497.65 | 4 | 430.95 | 13 | |
| 14 | KAPTUR Vadim | BLR | 432.90 | 13 | 420.55 | 14 | |
| 15 | AGUIRRE Jeinkler | CUB | 423.75 | 16 | 414.20 | 15 | |
| 16 | McCORMICK Riley | CAN | 425.95 | 14 | 391.35 | 16 | |
| 17 | ROSS Reuben | CAN | 425.60 | 15 | 390.75 | 17 | |
| 18 | KLEIN Sascha | GER | 453.80 | 10 | 382.85 | 18 | |
| 19 | PARISI Hugo | BRA | 412.95 | 19 | | | |
| 20 | MILYAYEV Kostyantyn | UKR | 410.05 | 20 | | | |
| 21 | VARLAMAU Aliaksandr | BLR | 406.60 | 21 | | | |
| 22 | SANCHEZ German | MEX | 399.35 | 22 | | | |
| 23 | POPOVICI Constantin | ROU | 392.30 | 23 | | | |
| 24 | DURAN Cassius | BRA | 389.65 | 24 | | | |
| 25 | DELL'UOMO Francesco | ITA | 388.80 | 25 | | | |
| 26 | LOMAS Bryan Nickson | MAS | 384.35 | 26 | | | |
| 27 | VIKULOV Oleg | RUS | 375.40 | 27 | | | |
| 28 | FABRIGA Rexel Ryan | PHI | 358.85 | 28 | | | |
| 29 | ZAKHAROV Anton | UKR | 344.95 | 29 | | | |
| 30 | KIM Chon Man | PRK | 328.85 | 30 | | | |



NAC DIVING POOL
国家游泳中心跳水池
PISCINE DE PLONGEON DU CN

FRI 星期五 VEN
22 AUG 2008
19:00

DIVING

跳水 / PLONGEON

MEN'S 10M PLATFORM

男子10米跳台 / HAUT-VOL 10 M - HOMMES

PRELIMINARY

预赛 / ELIMINATOIRE



PANEL OF JUDGES

裁判出场名单 / PANEL DES JUGES

| Function | Name | |
|-------------------|------------------------|-----|
| Referee | LLINAS QUETGLAS Julian | TDC |
| Assistant Referee | WOODARD Magdalena | TDC |

Panel A (Dive 1-3)

| | |
|-----------------|--------------------------------|
| Judge 1 | NOVOTNA Hana |
| Judge 2 | GONCALVES Roberto |
| Judge 3 | LYON Raelene |
| Judge 4 | van de KONIJNENBURG Franciscus |
| Judge 5 | BOYS Beverley |
| Judge 6 | KELEMEN Ildiko |
| Judge 7 | RAO Lang |
| Alternate Judge | BAMBER Susan Mary Anastatia |

Panel B (Dive 4-6)

| | |
|-----------------|-----------------------------|
| Judge 1 | RUIZ PEDREGUERA Rolando |
| Judge 2 | WILSON Adrienne |
| Judge 3 | McCLESKEY Olga |
| Judge 4 | SISSONS Ann |
| Judge 5 | STRITT BURK Carmen |
| Judge 6 | ROCHA Sergio |
| Judge 7 | LINDBERG Mathz |
| Alternate Judge | BAMBER Susan Mary Anastatia |

Legend:

TDC FINA Technical Diving Committee

DIVING

跳水 / PLONGEON

MEN'S 10M PLATFORM

男子10米跳台 / HAUT-VOL 10 M - HOMMES

PRELIMINARY

预赛 / ELIMINATOIRE



RESULTS

比赛成绩 / RÉSULTATS

| Rank | Name | NOC Code | Points | Points Behind | Qualified |
|------|---------------------------|----------|--------|---------------|-----------|
| 1 | ZHOU Luxin | CHN | 539.80 | | Q |
| 2 | MITCHAM Matthew | AUS | 509.60 | 30.20 | Q |
| 3 | GALPERIN Gleb | RUS | 499.95 | 39.85 | Q |
| 4 | WATERFIELD Peter | GBR | 497.65 | 42.15 | Q |
| 5 | HELM Mathew | AUS | 484.40 | 55.40 | Q |
| 6 | BOUDIA David | USA | 481.70 | 58.10 | Q |
| 7 | FINCHUM Thomas | USA | 477.00 | 62.80 | Q |
| 8 | HUO Liang | CHN | 472.95 | 66.85 | Q |
| 9 | PACHECO Rommel | MEX | 465.45 | 74.35 | Q |
| 10 | KLEIN Sascha | GER | 453.80 | 86.00 | Q |
| 11 | GUERRA OLIVA Jose Antonio | CUB | 443.20 | 96.60 | Q |
| 12 | DALEY Thomas | GBR | 440.40 | 99.40 | Q |
| 13 | KAPTUR Vadim | BLR | 432.90 | 106.90 | Q |
| 14 | McCORMICK Riley | CAN | 425.95 | 113.85 | Q |
| 15 | ROSS Reuben | CAN | 425.60 | 114.20 | Q |
| 16 | AGUIRRE Jeinkler | CUB | 423.75 | 116.05 | Q |
| 17 | HAUSDING Patrick | GER | 423.40 | 116.40 | Q |
| 18 | URAN Juan Guillermo | COL | 418.00 | 121.80 | Q |
| 19 | PARISI Hugo | BRA | 412.95 | 126.85 | R |
| 20 | MILYAYEV Kostyantyn | UKR | 410.05 | 129.75 | R |
| 21 | VARLAMAU Aliaksandr | BLR | 406.60 | 133.20 | |
| 22 | SANCHEZ German | MEX | 399.35 | 140.45 | |
| 23 | POPOVICI Constantin | ROU | 392.30 | 147.50 | |
| 24 | DURAN Cassius | BRA | 389.65 | 150.15 | |
| 25 | DELL'UOMO Francesco | ITA | 388.80 | 151.00 | |
| 26 | LOMAS Bryan Nickson | MAS | 384.35 | 155.45 | |
| 27 | VIKULOV Oleg | RUS | 375.40 | 164.40 | |
| 28 | FABRIGA Rexel Ryan | PHI | 358.85 | 180.95 | |
| 29 | ZAKHAROV Anton | UKR | 344.95 | 194.85 | |
| 30 | KIM Chon Man | PRK | 328.85 | 210.95 | |

Legend:

Q Qualified for next phase of competition **R** Reserve diver for next phase



DETAILED RESULTS

详细比赛成绩 / RÉSULTATS DÉTAILLÉS

| Rank | Name | NOC Code | Dive No. | DD | Judge's Score | | | | | | | Dive Points | Dive Rank | Total Points | Overall Rank | Points Behind |
|------|---------------------------|----------|----------|-----|---------------|-----|-----|-----|-----|-----|-----|-------------|-----------|--------------|--------------|---------------|
| | | | | | J1 | J2 | J3 | J4 | J5 | J6 | J7 | | | | | |
| 1 | ZHOU Luxin | CHN | 107B | 3.0 | 8.5 | 9.0 | 8.0 | 9.5 | 8.5 | 8.5 | 9.5 | 78.00 | 10 | 78.00 | 10 | 11.60 |
| | | | 5253B | 3.4 | 8.5 | 9.0 | 8.5 | 9.0 | 9.0 | 9.0 | 9.0 | 91.80 | 2 | 169.80 | 1 | |
| | | | 626B | 3.5 | 9.0 | 9.0 | 9.0 | 9.5 | 9.0 | 9.0 | 9.5 | 94.50 | 1 | 264.30 | 1 | |
| | | | 207B | 3.6 | 10 | 8.5 | 9.0 | 9.5 | 9.5 | 9.0 | 9.0 | 99.00 | 1 | 363.30 | 1 | |
| | | | 407C | 3.2 | 9.0 | 8.5 | 9.0 | 9.0 | 9.0 | 9.0 | 8.5 | 86.40 | 3 | 449.70 | 1 | |
| | | | 307C | 3.4 | 9.0 | 9.0 | 9.0 | 8.5 | 8.5 | 9.0 | 8.5 | 90.10 | 6 | 539.80 | 1 | |
| 2 | MITCHAM Matthew | AUS | 107B | 3.0 | 8.5 | 8.5 | 8.5 | 8.5 | 8.5 | 8.5 | 8.5 | 76.50 | =11 | 76.50 | =11 | 13.10 |
| | | | 207C | 3.3 | 9.0 | 9.0 | 9.5 | 9.5 | 9.0 | 9.5 | 9.5 | 92.40 | 1 | 168.90 | 2 | 0.90 |
| | | | 407C | 3.2 | 9.5 | 9.5 | 10 | 10 | 9.5 | 9.5 | 9.5 | 91.20 | 2 | 260.10 | 2 | 4.20 |
| | | | 307C | 3.4 | 7.0 | 8.0 | 7.0 | 8.5 | 7.5 | 8.0 | 8.0 | 79.90 | =7 | 340.00 | 2 | 23.30 |
| | | | 6243D | 3.2 | 7.5 | 8.5 | 8.5 | 8.0 | 8.5 | 8.0 | 8.0 | 78.40 | 11 | 418.40 | 2 | 31.30 |
| | | | 5255B | 3.8 | 8.5 | 8.0 | 7.5 | 8.0 | 8.0 | 8.0 | 8.0 | 91.20 | =4 | 509.60 | 2 | 30.20 |
| 3 | GALPERIN Gleb | RUS | 407C | 3.2 | 9.5 | 9.0 | 9.5 | 9.0 | 9.5 | 8.5 | 9.5 | 89.60 | 1 | 89.60 | 1 | |
| | | | 6243D | 3.2 | 7.5 | 8.5 | 8.0 | 7.0 | 7.5 | 6.0 | 7.0 | 70.40 | =20 | 160.00 | 8 | 9.80 |
| | | | 107B | 3.0 | 8.5 | 9.0 | 9.0 | 8.0 | 8.0 | 8.5 | 8.0 | 75.00 | 12 | 235.00 | 6 | 29.30 |
| | | | 207C | 3.3 | 7.0 | 8.0 | 7.0 | 7.5 | 7.0 | 7.0 | 7.5 | 70.95 | 16 | 305.95 | 9 | 57.35 |
| | | | 307C | 3.4 | 9.5 | 9.0 | 9.5 | 9.5 | 9.5 | 9.0 | 9.0 | 95.20 | 2 | 401.15 | 4 | 48.55 |
| | | | 5255B | 3.8 | 9.0 | 8.5 | 9.0 | 9.0 | 8.5 | 8.0 | 8.5 | 98.80 | 1 | 499.95 | 3 | 39.85 |
| 4 | WATERFIELD Peter | GBR | 107B | 3.0 | 9.0 | 8.5 | 9.0 | 9.0 | 9.0 | 9.0 | 8.5 | 81.00 | =6 | 81.00 | =6 | 8.60 |
| | | | 626C | 3.2 | 9.0 | 9.0 | 9.0 | 9.0 | 9.5 | 9.0 | 8.5 | 86.40 | =3 | 167.40 | 3 | 2.40 |
| | | | 407C | 3.2 | 8.5 | 8.0 | 8.0 | 8.0 | 8.0 | 8.5 | 8.0 | 76.80 | =9 | 244.20 | 4 | 20.10 |
| | | | 207C | 3.3 | 8.0 | 8.5 | 7.5 | 8.5 | 8.5 | 7.5 | 8.0 | 80.85 | 6 | 325.05 | 3 | 38.25 |
| | | | 307C | 3.4 | 7.5 | 9.0 | 8.0 | 8.5 | 8.0 | 8.0 | 8.5 | 83.30 | 5 | 408.35 | 3 | 41.35 |
| | | | 5255B | 3.8 | 8.5 | 8.0 | 7.5 | 7.5 | 8.0 | 7.5 | 8.5 | 89.30 | 7 | 497.65 | 4 | 42.15 |
| 5 | HELM Mathew | AUS | 107B | 3.0 | 9.5 | 9.0 | 9.5 | 9.0 | 9.0 | 8.5 | 9.0 | 81.00 | =6 | 81.00 | =6 | 8.60 |
| | | | 407C | 3.2 | 7.5 | 7.0 | 8.0 | 7.0 | 8.0 | 8.0 | 7.5 | 73.60 | 12 | 154.60 | 11 | 15.20 |
| | | | 6243D | 3.2 | 8.0 | 7.5 | 8.5 | 8.5 | 8.5 | 8.0 | 8.0 | 78.40 | 8 | 233.00 | 9 | 31.30 |
| | | | 207B | 3.6 | 8.0 | 8.0 | 8.5 | 8.5 | 8.5 | 8.0 | 8.0 | 88.20 | 2 | 321.20 | 4 | 42.10 |
| | | | 307C | 3.4 | 7.0 | 7.5 | 7.0 | 7.0 | 7.0 | 6.5 | 7.5 | 71.40 | 18 | 392.60 | 6 | 57.10 |
| | | | 5253B | 3.4 | 9.0 | 9.0 | 8.5 | 9.0 | 9.5 | 8.5 | 9.0 | 91.80 | =2 | 484.40 | 5 | 55.40 |
| 6 | BOUDIA David | USA | 107B | 3.0 | 7.5 | 7.0 | 7.0 | 6.5 | 7.5 | 6.5 | 7.5 | 64.50 | 28 | 64.50 | 28 | 25.10 |
| | | | 407C | 3.2 | 9.0 | 9.5 | 9.0 | 9.0 | 9.0 | 9.0 | 9.0 | 86.40 | =3 | 150.90 | 14 | 18.90 |
| | | | 626B | 3.5 | 8.0 | 8.0 | 8.0 | 8.0 | 8.0 | 7.5 | 8.0 | 84.00 | 5 | 234.90 | 7 | 29.40 |
| | | | 307C | 3.4 | 7.5 | 8.0 | 7.5 | 7.5 | 8.0 | 8.0 | 7.5 | 78.20 | 10 | 313.10 | 8 | 50.20 |
| | | | 207B | 3.6 | 7.0 | 8.0 | 7.0 | 7.5 | 6.0 | 7.0 | 7.5 | 77.40 | 13 | 390.50 | 7 | 59.20 |
| | | | 5255B | 3.8 | 8.0 | 8.0 | 8.0 | 8.0 | 7.5 | 8.0 | 8.0 | 91.20 | =4 | 481.70 | 6 | 58.10 |
| 7 | FINCHUM Thomas | USA | 407C | 3.2 | 8.5 | 8.5 | 9.0 | 9.5 | 8.5 | 9.0 | 9.0 | 84.80 | 2 | 84.80 | 2 | 4.80 |
| | | | 107B | 3.0 | 8.0 | 8.5 | 8.5 | 8.0 | 8.5 | 8.5 | 8.5 | 76.50 | 10 | 161.30 | 7 | 8.50 |
| | | | 626C | 3.2 | 9.0 | 8.5 | 8.5 | 8.0 | 9.0 | 8.5 | 8.5 | 81.60 | 7 | 242.90 | 5 | 21.40 |
| | | | 307C | 3.4 | 7.0 | 7.5 | 7.5 | 8.0 | 7.0 | 6.5 | 7.5 | 74.80 | 12 | 317.70 | 5 | 45.60 |
| | | | 207C | 3.3 | 7.0 | 8.0 | 7.0 | 7.5 | 7.0 | 7.0 | 7.5 | 72.60 | 17 | 390.30 | 8 | 59.40 |
| | | | 5253B | 3.4 | 8.5 | 8.5 | 8.5 | 8.5 | 9.0 | 7.5 | 8.5 | 86.70 | 10 | 477.00 | 7 | 62.80 |
| 8 | HUO Liang | CHN | 107B | 3.0 | 9.0 | 9.0 | 9.0 | 9.0 | 9.0 | 9.0 | 9.0 | 81.00 | =6 | 81.00 | =6 | 8.60 |
| | | | 407C | 3.2 | 8.0 | 9.0 | 8.5 | 8.0 | 8.5 | 8.5 | 8.5 | 81.60 | 7 | 162.60 | 6 | 7.20 |
| | | | 626B | 3.5 | 8.0 | 8.0 | 8.0 | 8.0 | 8.0 | 8.0 | 9.0 | 85.75 | 4 | 248.35 | 3 | 15.95 |
| | | | 207B | 3.6 | 5.0 | 5.5 | 5.5 | 4.5 | 5.0 | 4.5 | 4.0 | 52.20 | 26 | 300.55 | 10 | 62.75 |
| | | | 307C | 3.4 | 8.0 | 8.5 | 8.0 | 8.5 | 9.0 | 8.0 | 8.5 | 85.00 | 4 | 385.55 | =9 | 64.15 |
| | | | 5255B | 3.8 | 8.0 | 8.5 | 7.5 | 7.5 | 7.5 | 7.0 | 8.0 | 87.40 | 9 | 472.95 | 8 | 66.85 |
| 9 | PACHECO Rommel | MEX | 107B | 3.0 | 8.0 | 9.0 | 8.5 | 8.0 | 8.5 | 8.5 | 8.5 | 76.50 | =11 | 76.50 | =11 | 13.10 |
| | | | 407C | 3.2 | 8.0 | 8.5 | 8.5 | 8.0 | 8.0 | 8.5 | 8.0 | 78.40 | =8 | 154.90 | 10 | 14.90 |
| | | | 6243D | 3.2 | 8.0 | 8.5 | 8.0 | 8.0 | 8.0 | 7.5 | 8.0 | 76.80 | =9 | 231.70 | 10 | 32.60 |
| | | | 207C | 3.3 | 8.5 | 8.5 | 8.5 | 8.5 | 8.5 | 8.5 | 8.0 | 84.15 | 3 | 315.85 | 7 | 47.45 |
| | | | 307C | 3.4 | 7.0 | 7.5 | 7.0 | 6.0 | 6.5 | 6.5 | 7.0 | 69.70 | 19 | 385.55 | =9 | 64.15 |
| | | | 5253B | 3.4 | 8.0 | 8.0 | 7.0 | 7.5 | 8.0 | 8.5 | 7.5 | 79.90 | 12 | 465.45 | 9 | 74.35 |
| 10 | KLEIN Sascha | GER | 407C | 3.2 | 9.0 | 8.5 | 8.5 | 8.5 | 9.0 | 8.5 | 9.0 | 83.20 | 4 | 83.20 | 4 | 6.40 |
| | | | 109C | 3.5 | 8.0 | 8.0 | 8.0 | 8.5 | 8.5 | 8.0 | 8.0 | 84.00 | 6 | 167.20 | 4 | 2.60 |
| | | | 626B | 3.5 | 6.0 | 7.5 | 6.0 | 5.5 | 7.0 | 6.5 | 6.5 | 66.50 | 18 | 233.70 | 8 | 30.60 |
| | | | 207B | 3.6 | 7.5 | 8.0 | 7.5 | 8.0 | 8.0 | 7.5 | 7.5 | 82.80 | 4 | 316.50 | 6 | 46.80 |
| | | | 307C | 3.4 | 7.5 | 8.0 | 7.0 | 7.0 | 7.5 | 8.0 | 7.5 | 76.50 | 14 | 393.00 | 5 | 56.70 |
| | | | 5255B | 3.8 | 5.5 | 6.0 | 5.0 | 5.0 | 5.0 | 5.5 | 5.5 | 60.80 | 25 | 453.80 | 10 | 86.00 |
| 11 | GUERRA OLIVA Jose Antonio | CUB | 107B | 3.0 | 8.0 | 8.5 | 8.0 | 7.5 | 8.5 | 8.0 | 8.5 | 73.50 | 18 | 73.50 | 18 | 16.10 |
| | | | 207B | 3.6 | 4.5 | 4.5 | 5.5 | 5.0 | 4.0 | 5.0 | 4.5 | 50.40 | 29 | 123.90 | 28 | 45.90 |
| | | | 407C | 3.2 | 8.5 | 9.0 | 8.5 | 9.0 | 9.0 | 8.5 | 8.5 | 83.20 | 6 | 207.10 | 17 | 57.20 |
| | | | 636C | 3.3 | 6.0 | 6.5 | 6.5 | 6.0 | 5.5 | 5.5 | 6.0 | 59.40 | 23 | 266.50 | 21 | 96.80 |
| | | | 307C | 3.4 | 9.5 | 9.0 | 9.5 | 10 | 9.5 | 9.0 | 9.5 | 96.90 | 1 | 363.40 | 12 | 86.30 |
| | | | 5255B | 3.8 | 7.0 | 7.0 | 6.5 | 7.0 | 6.0 | 7.5 | 7.5 | 79.80 | =13 | 443.20 | 11 | 96.60 |



DETAILED RESULTS

详细比赛成绩 / RÉSULTATS DÉTAILLÉS

| Rank | Name | NOC Code | Dive No. | DD | Judge's Score | | | | | | | Dive Points | Dive Rank | Total Points | Overall Rank | Points Behind | |
|------|---------------------|----------|----------|-----|---------------|-----|-----|-----|-----|-----|-----|-------------|-----------|--------------|--------------|---------------|-------|
| | | | | | J1 | J2 | J3 | J4 | J5 | J6 | J7 | | | | | | |
| 23 | POPOVICI Constantin | ROU | 6243D | 3.2 | 7.0 | 7.5 | 7.5 | 7.0 | 7.5 | 7.5 | 7.5 | 7.5 | 72.00 | =19 | 72.00 | =19 | 17.60 |
| | | | 5253B | 3.4 | 6.5 | 7.0 | 7.0 | 7.0 | 7.0 | 6.5 | 7.0 | 71.40 | 17 | 143.40 | 19 | 26.40 | |
| | | | 407C | 3.2 | 8.0 | 8.0 | 8.0 | 8.0 | 7.5 | 8.0 | 8.5 | 76.80 | =9 | 220.20 | 14 | 44.10 | |
| | | | 107B | 3.0 | 7.5 | 8.0 | 7.0 | 8.0 | 9.0 | 8.0 | 8.0 | 72.00 | =13 | 292.20 | 13 | 71.10 | |
| | | | 207B | 3.6 | 2.0 | 2.5 | 2.0 | 2.5 | 3.0 | 2.5 | 3.5 | 27.00 | 29 | 319.20 | 26 | 130.50 | |
| | | | 307C | 3.4 | 7.5 | 7.0 | 7.5 | 7.0 | 7.0 | 8.0 | 8.0 | 73.10 | 21 | 392.30 | 23 | 147.50 | |
| 24 | DURAN Cassius | BRA | 5253C | 3.2 | 7.0 | 8.0 | 8.5 | 8.5 | 7.5 | 7.0 | 7.5 | 73.60 | 17 | 73.60 | 17 | 16.00 | |
| | | | 407C | 3.2 | 6.5 | 7.5 | 7.0 | 7.0 | 6.5 | 7.0 | 7.0 | 67.20 | =23 | 140.80 | 22 | 29.00 | |
| | | | 305C | 2.7 | 6.0 | 7.0 | 6.5 | 6.0 | 6.0 | 7.0 | 6.5 | 51.30 | 25 | 192.10 | 25 | 72.20 | |
| | | | 6243D | 3.2 | 8.0 | 8.5 | 8.0 | 9.0 | 8.5 | 8.5 | 8.5 | 81.60 | 5 | 273.70 | 17 | 89.60 | |
| | | | 107B | 3.0 | 6.5 | 7.5 | 7.0 | 7.0 | 6.5 | 6.5 | 7.5 | 61.50 | 25 | 335.20 | 20 | 114.50 | |
| | | | 207C | 3.3 | 5.0 | 5.5 | 6.0 | 5.5 | 5.5 | 5.5 | 5.5 | 54.45 | 28 | 389.65 | 24 | 150.15 | |
| 25 | DELL'UOMO Francesco | ITA | 107B | 3.0 | 9.0 | 9.0 | 8.5 | 9.0 | 9.0 | 8.5 | 9.0 | 81.00 | =6 | 81.00 | =6 | 8.60 | |
| | | | 407C | 3.2 | 7.0 | 7.5 | 7.5 | 7.5 | 7.0 | 8.0 | 7.5 | 72.00 | =13 | 153.00 | 12 | 16.80 | |
| | | | 6142D | 3.1 | 7.5 | 8.0 | 7.5 | 8.0 | 8.0 | 8.0 | 8.0 | 74.40 | 13 | 227.40 | 11 | 36.90 | |
| | | | 5253B | 3.4 | 7.0 | 7.5 | 7.0 | 7.0 | 7.0 | 7.0 | 8.0 | 71.40 | 15 | 298.80 | 11 | 64.50 | |
| | | | 207C | 3.3 | 6.5 | 7.5 | 6.0 | 6.0 | 5.5 | 5.5 | 6.0 | 59.40 | 27 | 358.20 | 13 | 91.50 | |
| | | | 307C | 3.4 | 3.0 | 3.0 | 3.0 | 2.5 | 3.0 | 3.0 | 3.0 | 30.60 | 30 | 388.80 | 25 | 151.00 | |
| 26 | LOMAS Bryan Nickson | MAS | 107B | 3.0 | 8.0 | 7.5 | 8.5 | 8.0 | 8.0 | 8.0 | 8.0 | 72.00 | =19 | 72.00 | =19 | 17.60 | |
| | | | 305C | 2.7 | 8.0 | 8.5 | 9.0 | 8.5 | 8.5 | 9.0 | 8.5 | 68.85 | 22 | 140.85 | 21 | 28.95 | |
| | | | 407C | 3.2 | 4.5 | 4.5 | 4.5 | 4.5 | 5.5 | 5.0 | 5.5 | 44.80 | 28 | 185.65 | 27 | 78.65 | |
| | | | 207C | 3.3 | 4.5 | 5.5 | 4.5 | 4.5 | 5.5 | 5.0 | 6.0 | 49.50 | 27 | 235.15 | 27 | 128.15 | |
| | | | 6142D | 3.1 | 8.0 | 8.5 | 8.0 | 8.5 | 7.5 | 8.0 | 8.0 | 74.40 | 15 | 309.55 | 27 | 140.15 | |
| | | | 5253B | 3.4 | 6.5 | 8.0 | 7.5 | 7.5 | 7.0 | 7.0 | 8.0 | 74.80 | 20 | 384.35 | 26 | 155.45 | |
| 27 | VIKULOV Oleg | RUS | 107B | 3.0 | 7.5 | 8.0 | 8.0 | 7.0 | 8.0 | 8.0 | 8.0 | 72.00 | =19 | 72.00 | =19 | 17.60 | |
| | | | 407C | 3.2 | 7.5 | 8.5 | 8.0 | 7.5 | 8.0 | 7.5 | 8.0 | 75.20 | 11 | 147.20 | 16 | 22.60 | |
| | | | 6243D | 3.2 | 5.0 | 5.5 | 5.5 | 6.0 | 6.0 | 6.0 | 6.5 | 56.00 | 23 | 203.20 | 20 | 61.10 | |
| | | | 207B | 3.6 | 4.0 | 4.0 | 4.0 | 5.0 | 4.0 | 4.5 | 5.0 | 45.00 | 29 | 248.20 | 26 | 115.10 | |
| | | | 307C | 3.4 | 7.5 | 8.0 | 8.5 | 8.5 | 8.0 | 7.5 | 8.0 | 81.60 | =7 | 329.80 | 25 | 119.90 | |
| | | | 5255B | 3.8 | 4.0 | 4.0 | 4.0 | 4.0 | 3.5 | 3.5 | 4.0 | 45.60 | 29 | 375.40 | 27 | 164.40 | |
| 28 | FABRIGA Rexel Ryan | PHI | 107B | 3.0 | 5.5 | 6.0 | 6.0 | 5.5 | 6.0 | 6.0 | 7.0 | 54.00 | 30 | 54.00 | 30 | 35.60 | |
| | | | 626C | 3.2 | 5.0 | 7.0 | 6.0 | 5.0 | 5.5 | 6.0 | 6.5 | 56.00 | 28 | 110.00 | 29 | 59.80 | |
| | | | 305B | 2.9 | 5.0 | 5.5 | 6.0 | 6.0 | 6.0 | 5.5 | 6.5 | 50.75 | 26 | 160.75 | 30 | 103.55 | |
| | | | 207C | 3.3 | 6.5 | 7.0 | 6.5 | 6.0 | 6.0 | 6.0 | 7.0 | 62.70 | =19 | 223.45 | 29 | 139.85 | |
| | | | 407C | 3.2 | 6.5 | 7.0 | 5.5 | 7.0 | 6.0 | 6.5 | 7.0 | 64.00 | 23 | 287.45 | 28 | 162.25 | |
| | | | 5253B | 3.4 | 7.0 | 7.5 | 7.0 | 7.0 | 7.0 | 7.0 | 7.0 | 71.40 | 22 | 358.85 | 28 | 180.95 | |
| 29 | ZAKHAROV Anton | UKR | 107B | 3.0 | 7.5 | 7.5 | 7.5 | 8.0 | 7.5 | 7.5 | 7.5 | 67.50 | =25 | 67.50 | =25 | 22.10 | |
| | | | 207B | 3.6 | 2.5 | 2.5 | 3.0 | 3.0 | 3.5 | 3.5 | 3.5 | 34.20 | 30 | 101.70 | 30 | 68.10 | |
| | | | 407C | 3.2 | 7.5 | 8.0 | 7.0 | 7.5 | 7.0 | 7.0 | 7.5 | 70.40 | 16 | 172.10 | 29 | 92.20 | |
| | | | 626B | 3.5 | 5.0 | 6.5 | 5.0 | 5.5 | 5.5 | 6.5 | 5.5 | 57.75 | 25 | 229.85 | 28 | 133.45 | |
| | | | 307C | 3.4 | 3.5 | 5.0 | 4.0 | 4.5 | 3.5 | 4.0 | 3.5 | 39.10 | 28 | 268.95 | 29 | 180.75 | |
| | | | 5255B | 3.8 | 6.0 | 7.0 | 6.5 | 7.0 | 7.0 | 6.0 | 6.5 | 76.00 | 19 | 344.95 | 29 | 194.85 | |
| 30 | KIM Chon Man | PRK | 107B | 3.0 | 8.5 | 8.0 | 8.5 | 8.5 | 8.5 | 8.0 | 8.0 | 75.00 | 15 | 75.00 | 15 | 14.60 | |
| | | | 407C | 3.2 | 7.0 | 7.5 | 7.0 | 7.0 | 7.5 | 8.0 | 7.5 | 70.40 | =20 | 145.40 | 18 | 24.40 | |
| | | | 207B | 3.6 | 3.5 | 4.0 | 3.5 | 3.5 | 4.0 | 4.0 | 4.0 | 41.40 | 30 | 186.80 | 26 | 77.50 | |
| | | | 626B | 3.5 | 3.0 | 4.0 | 2.5 | 3.5 | 3.5 | 2.5 | 3.0 | 33.25 | 30 | 220.05 | 30 | 143.25 | |
| | | | 307C | 3.4 | 2.5 | 3.0 | 2.5 | 2.5 | 3.0 | 2.5 | 2.0 | 25.50 | 30 | 245.55 | 30 | 204.15 | |
| | | | 5253B | 3.4 | 8.0 | 8.5 | 8.0 | 7.5 | 8.5 | 7.5 | 8.5 | 83.30 | 11 | 328.85 | 30 | 210.95 | |

Legend:

DD Degree of difficulty No. Number = Indicates the same rank by points



NAC DIVING POOL
国家游泳中心跳水池
PISCINE DE PLONGEON DU CN

SAT 星期六 SAM
23 AUG 2008
10:00

DIVING

跳水 / PLONGEON

MEN'S 10M PLATFORM

男子10米跳台 / HAUT-VOL 10 M - HOMMES

SEMIFINAL

半决赛 / DEMI-FINALE



PANEL OF JUDGES

裁判出场名单 / PANEL DES JUGES

| Function | Name | |
|-------------------|------------------------|-----|
| Referee | LLINAS QUETGLAS Julian | TDC |
| Assistant Referee | WOODARD Magdalena | TDC |

Panel A (Dive 1-6)

| | |
|-----------------|--------------------------------|
| Judge 1 | GONCALVES Roberto |
| Judge 2 | NOVOTNA Hana |
| Judge 3 | LINDBERG Mathz |
| Judge 4 | KELEMEN Ildiko |
| Judge 5 | MANZONI Renato |
| Judge 6 | GUEVARA Freddy Jose |
| Judge 7 | van de KONIJNENBURG Franciscus |
| Alternate Judge | STRITT BURK Carmen |

Legend:

TDC FINA Technical Diving Committee



NAC DIVING POOL
国家游泳中心跳水池
PISCINE DE PLONGEON DU CN

SAT 星期六 SAM
23 AUG 2008
10:00

DIVING

跳水 / PLONGEON

MEN'S 10M PLATFORM

男子10米跳台 / HAUT-VOL 10 M - HOMMES

SEMIFINAL

半决赛 / DEMI-FINALE



RESULTS

比赛成绩 / RÉSULTATS

| Rank | Name | NOC Code | Points | Points Behind | Qualified |
|------|---------------------------|----------|--------|---------------|-----------|
| 1 | HUO Liang | CHN | 549.95 | | Q |
| 2 | MITCHAM Matthew | AUS | 532.20 | 17.75 | Q |
| 3 | ZHOU Luxin | CHN | 526.20 | 23.75 | Q |
| 4 | GALPERIN Gleb | RUS | 508.95 | 41.00 | Q |
| 5 | BOUDIA David | USA | 491.55 | 58.40 | Q |
| 6 | HELM Mathew | AUS | 485.20 | 64.75 | Q |
| 7 | FINCHUM Thomas | USA | 474.95 | 75.00 | Q |
| 8 | DALEY Thomas | GBR | 458.60 | 91.35 | Q |
| 9 | PACHECO Rommel | MEX | 453.80 | 96.15 | Q |
| 10 | HAUSDING Patrick | GER | 453.30 | 96.65 | Q |
| 11 | GUERRA OLIVA Jose Antonio | CUB | 438.80 | 111.15 | Q |
| 12 | URAN Juan Guillermo | COL | 436.10 | 113.85 | Q |
| 13 | WATERFIELD Peter | GBR | 430.95 | 119.00 | R |
| 14 | KAPTUR Vadim | BLR | 420.55 | 129.40 | R |
| 15 | AGUIRRE Jeinkler | CUB | 414.20 | 135.75 | |
| 16 | McCORMICK Riley | CAN | 391.35 | 158.60 | |
| 17 | ROSS Reuben | CAN | 390.75 | 159.20 | |
| 18 | KLEIN Sascha | GER | 382.85 | 167.10 | |

Legend:

Q Qualified for next phase of competition **R** Reserve diver for next phase



DETAILED RESULTS

详细比赛成绩 / RÉSULTATS DÉTAILLÉS

| Rank | Name | NOC Code | Dive No. | DD | Judge's Score | | | | | | | Dive Points | Dive Rank | Total Points | Overall Rank | Points Behind |
|------|---------------------------|----------|----------|-----|---------------|-----|-----|-----|-----|-----|-----|-------------|-----------|--------------|--------------|---------------|
| | | | | | J1 | J2 | J3 | J4 | J5 | J6 | J7 | | | | | |
| 1 | HUO Liang | CHN | 107B | 3.0 | 9.0 | 9.0 | 8.0 | 8.5 | 9.0 | 9.0 | 9.0 | 81.00 | =3 | 81.00 | =3 | 7.00 |
| | | | 407C | 3.2 | 10 | 10 | 9.0 | 9.5 | 9.5 | 9.5 | 10 | 92.80 | 2 | 173.80 | 1 | |
| | | | 626B | 3.5 | 9.5 | 9.0 | 9.5 | 9.5 | 9.0 | 9.0 | 9.0 | 96.25 | 1 | 270.05 | 1 | |
| | | | 207B | 3.6 | 9.0 | 8.5 | 9.0 | 8.5 | 8.5 | 8.5 | 8.5 | 91.80 | 3 | 361.85 | 2 | 1.55 |
| | | | 307C | 3.4 | 9.0 | 9.5 | 9.5 | 9.5 | 10 | 9.5 | 9.5 | 96.90 | 1 | 458.75 | 1 | |
| | | | 5255B | 3.8 | 8.0 | 8.0 | 8.0 | 8.0 | 8.0 | 7.0 | 8.5 | 91.20 | 4 | 549.95 | 1 | |
| 2 | MITCHAM Matthew | AUS | 107B | 3.0 | 8.5 | 8.5 | 8.0 | 8.0 | 8.0 | 8.5 | 8.0 | 73.50 | =12 | 73.50 | =12 | 14.50 |
| | | | 207C | 3.3 | 8.5 | 9.0 | 9.0 | 8.5 | 9.0 | 9.0 | 9.5 | 89.10 | 3 | 162.60 | 4 | 11.20 |
| | | | 407C | 3.2 | 9.5 | 9.0 | 9.0 | 9.0 | 9.0 | 8.5 | 8.5 | 86.40 | 3 | 249.00 | 3 | 21.05 |
| | | | 307C | 3.4 | 9.0 | 9.5 | 9.5 | 9.0 | 9.0 | 9.5 | 9.5 | 95.20 | 2 | 344.20 | 3 | 19.20 |
| | | | 6243D | 3.2 | 8.5 | 8.5 | 8.5 | 8.0 | 8.5 | 9.0 | 8.5 | 81.60 | =9 | 425.80 | 3 | 32.95 |
| | | | 5255B | 3.8 | 9.5 | 9.5 | 10 | 9.0 | 9.0 | 9.0 | 9.5 | 106.40 | 1 | 532.20 | 2 | 17.75 |
| 3 | ZHOU Luxin | CHN | 107B | 3.0 | 8.5 | 8.5 | 8.5 | 8.5 | 8.5 | 7.5 | 8.0 | 76.50 | =9 | 76.50 | =9 | 11.50 |
| | | | 5253B | 3.4 | 9.5 | 9.5 | 9.0 | 9.0 | 9.0 | 10 | 10 | 95.20 | 1 | 171.70 | 2 | 2.10 |
| | | | 626B | 3.5 | 9.0 | 9.0 | 9.0 | 9.0 | 9.0 | 9.5 | 9.0 | 94.50 | 2 | 266.20 | 2 | 3.85 |
| | | | 207B | 3.6 | 9.0 | 9.5 | 9.0 | 9.5 | 9.0 | 9.0 | 9.0 | 97.20 | 1 | 363.40 | 1 | |
| | | | 407C | 3.2 | 9.5 | 9.0 | 9.0 | 9.5 | 9.5 | 9.0 | 9.0 | 88.00 | 5 | 451.40 | 2 | 7.35 |
| | | | 307C | 3.4 | 7.5 | 7.5 | 8.0 | 7.0 | 7.5 | 6.0 | 7.0 | 74.80 | 13 | 526.20 | 3 | 23.75 |
| 4 | GALPERIN Gleb | RUS | 407C | 3.2 | 9.0 | 9.5 | 8.5 | 9.5 | 8.5 | 9.0 | 9.5 | 88.00 | 1 | 88.00 | 1 | |
| | | | 6243D | 3.2 | 7.5 | 7.0 | 6.0 | 7.5 | 6.5 | 6.5 | 7.0 | 65.60 | 16 | 153.60 | 8 | 20.20 |
| | | | 107B | 3.0 | 9.5 | 9.0 | 8.5 | 9.0 | 9.0 | 8.5 | 9.0 | 81.00 | 4 | 234.60 | 5 | 35.45 |
| | | | 207C | 3.3 | 8.5 | 9.0 | 9.5 | 9.5 | 9.0 | 9.5 | 9.0 | 90.75 | =4 | 325.35 | 5 | 38.05 |
| | | | 307C | 3.4 | 8.5 | 9.0 | 8.5 | 8.5 | 8.5 | 8.5 | 9.0 | 86.70 | =6 | 412.05 | 4 | 46.70 |
| | | | 5255B | 3.8 | 8.5 | 8.5 | 8.5 | 9.0 | 8.5 | 8.0 | 9.0 | 96.90 | 2 | 508.95 | 4 | 41.00 |
| 5 | BOUDIA David | USA | 107B | 3.0 | 8.5 | 8.0 | 7.5 | 8.0 | 8.0 | 8.5 | 8.5 | 73.50 | =12 | 73.50 | =12 | 14.50 |
| | | | 407C | 3.2 | 8.5 | 7.5 | 8.0 | 8.0 | 8.0 | 8.0 | 7.0 | 76.80 | =9 | 150.30 | =11 | 23.50 |
| | | | 626B | 3.5 | 8.0 | 8.0 | 7.0 | 7.5 | 7.5 | 7.5 | 7.0 | 78.75 | 5 | 229.05 | 7 | 41.00 |
| | | | 307C | 3.4 | 8.5 | 8.5 | 8.0 | 8.5 | 8.5 | 8.0 | 8.0 | 85.00 | 8 | 314.05 | 8 | 49.35 |
| | | | 207B | 3.6 | 8.5 | 8.0 | 8.0 | 8.5 | 7.5 | 9.0 | 8.0 | 88.20 | 4 | 402.25 | 5 | 56.50 |
| | | | 5255B | 3.8 | 8.0 | 8.0 | 8.0 | 7.5 | 7.0 | 7.5 | 8.0 | 89.30 | 5 | 491.55 | 5 | 58.40 |
| 6 | HELM Mathew | AUS | 107B | 3.0 | 9.0 | 9.0 | 9.0 | 9.0 | 8.5 | 9.0 | 9.0 | 81.00 | =3 | 81.00 | =3 | 7.00 |
| | | | 407C | 3.2 | 8.5 | 9.0 | 9.0 | 8.5 | 8.0 | 9.0 | 9.0 | 84.80 | 4 | 165.80 | 3 | 8.00 |
| | | | 6243D | 3.2 | 8.5 | 8.5 | 8.0 | 8.5 | 8.0 | 8.0 | 8.0 | 78.40 | 6 | 244.20 | 4 | 25.85 |
| | | | 207B | 3.6 | 7.5 | 7.5 | 8.0 | 8.0 | 8.0 | 7.5 | 8.0 | 84.60 | 9 | 328.80 | 4 | 34.60 |
| | | | 307C | 3.4 | 6.0 | 6.0 | 5.5 | 7.0 | 6.5 | 6.5 | 7.0 | 64.60 | 14 | 393.40 | 7 | 65.35 |
| | | | 5253B | 3.4 | 9.0 | 9.0 | 9.0 | 9.0 | 9.0 | 8.5 | 9.0 | 91.80 | 3 | 485.20 | 6 | 64.75 |
| 7 | FINCHUM Thomas | USA | 407C | 3.2 | 8.5 | 8.5 | 8.0 | 9.0 | 8.5 | 8.0 | 8.5 | 81.60 | 2 | 81.60 | 2 | 6.40 |
| | | | 107B | 3.0 | 8.0 | 8.0 | 7.5 | 8.0 | 7.5 | 7.5 | 7.5 | 69.00 | 14 | 150.60 | 10 | 23.20 |
| | | | 626C | 3.2 | 8.0 | 8.0 | 7.5 | 8.0 | 7.5 | 6.5 | 6.5 | 73.60 | 10 | 224.20 | 11 | 45.85 |
| | | | 307C | 3.4 | 8.0 | 7.5 | 8.0 | 8.0 | 7.0 | 7.5 | 7.0 | 78.20 | 11 | 302.40 | 10 | 61.00 |
| | | | 207C | 3.3 | 9.0 | 8.0 | 8.5 | 8.5 | 8.5 | 9.0 | 8.5 | 84.15 | 8 | 386.55 | 9 | 72.20 |
| | | | 5253B | 3.4 | 9.0 | 9.0 | 8.5 | 8.5 | 8.5 | 8.0 | 9.0 | 88.40 | 6 | 474.95 | 7 | 75.00 |
| 8 | DALEY Thomas | GBR | 5253B | 3.4 | 6.5 | 7.0 | 7.0 | 7.0 | 7.0 | 7.0 | 7.5 | 71.40 | 15 | 71.40 | 15 | 16.60 |
| | | | 107B | 3.0 | 8.0 | 8.0 | 7.5 | 8.5 | 8.0 | 8.0 | 8.0 | 72.00 | =11 | 143.40 | 16 | 30.40 |
| | | | 407C | 3.2 | 8.0 | 8.0 | 8.0 | 8.0 | 7.5 | 8.0 | 7.5 | 76.80 | =7 | 220.20 | 13 | 49.85 |
| | | | 626C | 3.2 | 9.0 | 9.5 | 9.0 | 9.0 | 9.0 | 8.0 | 9.0 | 86.40 | 7 | 306.60 | 9 | 56.80 |
| | | | 207C | 3.3 | 9.5 | 9.0 | 9.0 | 9.0 | 9.5 | 8.5 | 9.0 | 89.10 | 3 | 395.70 | 6 | 63.05 |
| | | | 307C | 3.4 | 6.5 | 6.0 | 6.5 | 6.0 | 6.5 | 4.0 | 6.0 | 62.90 | 17 | 458.60 | 8 | 91.35 |
| 9 | PACHECO Rommel | MEX | 107B | 3.0 | 8.5 | 8.5 | 8.0 | 8.5 | 8.0 | 8.5 | 9.0 | 76.50 | =9 | 76.50 | =9 | 11.50 |
| | | | 407C | 3.2 | 8.0 | 8.5 | 7.5 | 8.5 | 8.0 | 8.0 | 8.5 | 78.40 | 8 | 154.90 | 7 | 18.90 |
| | | | 6243D | 3.2 | 8.0 | 7.5 | 7.5 | 7.0 | 7.5 | 7.0 | 7.0 | 70.40 | =12 | 225.30 | 10 | 44.75 |
| | | | 207C | 3.3 | 9.0 | 9.0 | 9.0 | 9.0 | 9.0 | 9.5 | 9.0 | 89.10 | 6 | 314.40 | 6 | 49.00 |
| | | | 307C | 3.4 | 8.0 | 7.5 | 8.0 | 7.5 | 7.5 | 8.0 | 7.0 | 78.20 | 12 | 392.60 | 8 | 66.15 |
| | | | 5253B | 3.4 | 8.5 | 6.0 | 5.5 | 6.5 | 5.5 | 7.0 | 5.5 | 61.20 | 18 | 453.80 | 9 | 96.15 |
| 10 | HAUSDING Patrick | GER | 107B | 3.0 | 8.0 | 8.5 | 7.5 | 8.5 | 8.0 | 8.0 | 8.5 | 73.50 | =12 | 73.50 | =12 | 14.50 |
| | | | 407C | 3.2 | 8.0 | 7.5 | 8.0 | 8.0 | 8.5 | 8.5 | 8.0 | 76.80 | =9 | 150.30 | =11 | 23.50 |
| | | | 6243D | 3.2 | 8.5 | 8.0 | 7.5 | 8.0 | 7.5 | 7.5 | 8.0 | 75.20 | 9 | 225.50 | 9 | 44.55 |
| | | | 207B | 3.6 | 5.5 | 6.0 | 6.5 | 5.5 | 5.5 | 4.5 | 6.0 | 61.20 | 14 | 286.70 | 12 | 76.70 |
| | | | 307C | 3.4 | 7.5 | 8.0 | 7.5 | 8.0 | 8.0 | 7.5 | 8.0 | 79.90 | 11 | 366.60 | 11 | 92.15 |
| | | | 5253B | 3.4 | 8.5 | 8.0 | 9.0 | 8.5 | 8.5 | 8.0 | 9.0 | 86.70 | 7 | 453.30 | 10 | 96.65 |
| 11 | GUERRA OLIVA Jose Antonio | CUB | 107B | 3.0 | 9.0 | 8.5 | 8.0 | 8.5 | 8.5 | 9.0 | 8.5 | 76.50 | =9 | 76.50 | =9 | 11.50 |
| | | | 207B | 3.6 | 7.5 | 8.0 | 7.5 | 7.5 | 7.0 | 7.5 | 7.0 | 81.00 | 6 | 157.50 | 5 | 16.30 |
| | | | 407C | 3.2 | 8.0 | 7.5 | 8.0 | 8.0 | 8.0 | 8.0 | 8.0 | 76.80 | =7 | 234.30 | 6 | 35.75 |
| | | | 636C | 3.3 | 5.5 | 4.5 | 5.5 | 4.5 | 4.5 | 4.5 | 5.0 | 46.20 | 17 | 280.50 | 13 | 82.90 |
| | | | 307C | 3.4 | 9.0 | 9.0 | 9.0 | 9.0 | 9.0 | 9.0 | 9.0 | 91.80 | 2 | 372.30 | 10 | 86.45 |
| | | | 5255B | 3.8 | 6.0 | 6.0 | 6.0 | 6.0 | 5.5 | 5.5 | 4.5 | 66.50 | =15 | 438.80 | 11 | 111.15 |



DETAILED RESULTS

详细比赛成绩 / RÉSULTATS DÉTAILLÉS

| Rank | Name | NOC Code | Dive No. | DD | Judge's Score | | | | | | | Dive Points | Dive Rank | Total Points | Overall Rank | Points Behind |
|------|---------------------|----------|----------|-----|---------------|-----|-----|-----|-----|-----|-----|-------------|-----------|--------------|--------------|---------------|
| | | | | | J1 | J2 | J3 | J4 | J5 | J6 | J7 | | | | | |
| 12 | URAN Juan Guillermo | COL | 5253B | 3.4 | 7.5 | 8.0 | 7.5 | 7.5 | 8.5 | 8.5 | 8.0 | 79.90 | 6 | 79.90 | 6 | 8.10 |
| | | | 107B | 3.0 | 7.0 | 7.5 | 7.0 | 7.5 | 7.5 | 7.0 | 7.5 | 66.00 | 15 | 145.90 | 14 | 27.90 |
| | | | 626C | 3.2 | 7.0 | 6.0 | 5.5 | 5.5 | 6.0 | 5.5 | 5.5 | 54.40 | =17 | 200.30 | 17 | 69.75 |
| | | | 407C | 3.2 | 8.5 | 8.0 | 8.0 | 8.0 | 8.0 | 8.0 | 8.5 | 76.80 | 12 | 277.10 | 14 | 86.30 |
| | | | 307C | 3.4 | 8.0 | 8.5 | 8.5 | 8.0 | 7.5 | 8.0 | 8.0 | 81.60 | =9 | 358.70 | 12 | 100.05 |
| | | | 207B | 3.6 | 6.5 | 7.5 | 7.5 | 7.5 | 7.0 | 5.5 | 7.0 | 77.40 | 10 | 436.10 | 12 | 113.85 |
| 13 | WATERFIELD Peter | GBR | 107B | 3.0 | 9.0 | 9.5 | 9.0 | 9.0 | 9.0 | 9.0 | 9.5 | 81.00 | =3 | 81.00 | =3 | 7.00 |
| | | | 626C | 3.2 | 7.0 | 7.5 | 7.5 | 6.5 | 7.5 | 7.5 | 7.5 | 72.00 | =11 | 153.00 | 9 | 20.80 |
| | | | 407C | 3.2 | 7.5 | 7.5 | 8.0 | 7.0 | 7.0 | 8.0 | 7.0 | 70.40 | =12 | 223.40 | 12 | 46.65 |
| | | | 207C | 3.3 | 9.0 | 9.0 | 10 | 9.0 | 9.5 | 10 | 9.0 | 90.75 | =4 | 314.15 | 7 | 49.25 |
| | | | 307C | 3.4 | 4.0 | 4.0 | 4.0 | 4.0 | 4.0 | 3.0 | 3.5 | 40.80 | 17 | 354.95 | 13 | 103.80 |
| | | | 5255B | 3.8 | 6.5 | 6.5 | 7.0 | 6.5 | 7.0 | 6.0 | 7.0 | 76.00 | 12 | 430.95 | 13 | 119.00 |
| 14 | KAPTUR Vadim | BLR | 107B | 3.0 | 7.5 | 7.5 | 7.5 | 8.0 | 7.0 | 7.5 | 7.5 | 67.50 | =16 | 67.50 | =16 | 20.50 |
| | | | 407C | 3.2 | 8.0 | 6.5 | 7.5 | 7.0 | 7.0 | 8.0 | 7.5 | 70.40 | 13 | 137.90 | 17 | 35.90 |
| | | | 6142D | 3.1 | 7.5 | 7.0 | 6.5 | 7.5 | 7.5 | 7.0 | 7.5 | 68.20 | 16 | 206.10 | 15 | 63.95 |
| | | | 207C | 3.3 | 4.5 | 4.5 | 5.5 | 5.0 | 5.0 | 4.0 | 5.0 | 47.85 | 16 | 253.95 | 17 | 109.45 |
| | | | 307C | 3.4 | 8.5 | 8.5 | 8.5 | 8.5 | 8.5 | 8.0 | 8.5 | 86.70 | =6 | 340.65 | 14 | 118.10 |
| | | | 5253B | 3.4 | 7.5 | 7.5 | 8.0 | 8.0 | 8.0 | 7.5 | 8.0 | 79.90 | 9 | 420.55 | 14 | 129.40 |
| 15 | AGUIRRE Jeinkler | CUB | 107B | 3.0 | 9.0 | 9.0 | 8.5 | 9.0 | 8.5 | 8.5 | 9.0 | 79.50 | 7 | 79.50 | 7 | 8.50 |
| | | | 207C | 3.3 | 7.0 | 6.5 | 6.5 | 7.0 | 6.5 | 5.5 | 6.5 | 64.35 | 17 | 143.85 | 15 | 29.95 |
| | | | 6142D | 3.1 | 8.0 | 7.5 | 7.5 | 7.0 | 7.5 | 7.0 | 7.5 | 69.75 | 15 | 213.60 | 14 | 56.45 |
| | | | 407C | 3.2 | 8.5 | 8.5 | 8.5 | 8.5 | 8.5 | 9.0 | 8.0 | 81.60 | 10 | 295.20 | 11 | 68.20 |
| | | | 307C | 3.4 | 3.0 | 3.5 | 3.5 | 3.5 | 4.0 | 3.0 | 3.5 | 35.70 | 18 | 330.90 | 15 | 127.85 |
| | | | 5253B | 3.4 | 8.5 | 7.5 | 8.0 | 8.5 | 8.5 | 8.0 | 8.0 | 83.30 | 8 | 414.20 | 15 | 135.75 |
| 16 | McCORMICK Riley | CAN | 407C | 3.2 | 7.0 | 7.0 | 7.0 | 7.0 | 6.5 | 5.5 | 6.5 | 65.60 | 18 | 65.60 | 18 | 22.40 |
| | | | 207C | 3.3 | 5.5 | 5.5 | 5.5 | 6.0 | 6.0 | 4.5 | 5.5 | 54.45 | 18 | 120.05 | 18 | 53.75 |
| | | | 626C | 3.2 | 8.0 | 7.5 | 7.5 | 7.5 | 7.5 | 7.0 | 7.0 | 72.00 | 11 | 192.05 | 18 | 78.00 |
| | | | 307C | 3.4 | 5.0 | 5.0 | 4.0 | 4.5 | 5.0 | 3.5 | 5.5 | 49.30 | 15 | 241.35 | 18 | 122.05 |
| | | | 107B | 3.0 | 8.0 | 8.5 | 8.0 | 7.0 | 8.0 | 8.5 | 9.0 | 73.50 | 13 | 314.85 | 18 | 143.90 |
| | | | 5253B | 3.4 | 8.0 | 7.5 | 7.5 | 7.5 | 7.0 | 7.5 | 7.5 | 76.50 | 11 | 391.35 | 16 | 158.60 |
| 17 | ROSS Reuben | CAN | 107B | 3.0 | 7.0 | 7.5 | 7.5 | 7.5 | 7.5 | 7.0 | 7.5 | 67.50 | =16 | 67.50 | =16 | 20.50 |
| | | | 407C | 3.2 | 9.0 | 8.5 | 8.5 | 8.5 | 8.0 | 8.5 | 9.5 | 81.60 | 5 | 149.10 | 13 | 24.70 |
| | | | 6243D | 3.2 | 6.5 | 5.5 | 5.5 | 5.0 | 6.0 | 4.5 | 6.5 | 54.40 | =17 | 203.50 | 16 | 66.55 |
| | | | 307C | 3.4 | 7.5 | 7.0 | 6.5 | 7.5 | 7.0 | 6.0 | 7.0 | 71.40 | 13 | 274.90 | 15 | 88.50 |
| | | | 207C | 3.3 | 4.5 | 5.0 | 4.5 | 4.0 | 5.0 | 6.0 | 6.0 | 47.85 | 15 | 322.75 | 16 | 136.00 |
| | | | 5253B | 3.4 | 7.0 | 6.5 | 7.0 | 6.5 | 7.0 | 5.0 | 6.0 | 68.00 | 14 | 390.75 | 17 | 159.20 |
| 18 | KLEIN Sascha | GER | 407C | 3.2 | 8.0 | 8.5 | 8.0 | 8.5 | 8.0 | 7.5 | 8.0 | 76.80 | 8 | 76.80 | 8 | 11.20 |
| | | | 109C | 3.5 | 8.0 | 7.5 | 8.0 | 8.0 | 7.0 | 6.0 | 7.0 | 78.75 | 7 | 155.55 | 6 | 18.25 |
| | | | 626B | 3.5 | 7.5 | 6.0 | 7.0 | 7.0 | 6.5 | 5.5 | 6.5 | 70.00 | 14 | 225.55 | 8 | 44.50 |
| | | | 207B | 3.6 | 4.0 | 4.0 | 4.0 | 4.5 | 3.5 | 3.0 | 4.5 | 43.20 | 18 | 268.75 | 16 | 94.65 |
| | | | 307C | 3.4 | 5.0 | 4.5 | 5.0 | 5.5 | 4.5 | 3.5 | 4.0 | 47.60 | 16 | 316.35 | 17 | 142.40 |
| | | | 5255B | 3.8 | 7.5 | 5.5 | 6.0 | 6.5 | 6.0 | 5.5 | 5.5 | 66.50 | =15 | 382.85 | 18 | 167.10 |

Legend:

DD Degree of difficulty No. Number = Indicates the same rank by points



NAC DIVING POOL
国家游泳中心跳水池
PISCINE DE PLONGEON DU CN

SAT 星期六 SAM
23 AUG 2008
20:00

DIVING

跳水 / PLONGEON

MEN'S 10M PLATFORM

男子10米跳台 / HAUT-VOL 10 M - HOMMES

FINAL

决赛 / FINALE



PANEL OF JUDGES

裁判出场名单 / PANEL DES JUGES

| Function | Name | |
|-------------------|------------------------|-----|
| Referee | LLINAS QUETGLAS Julian | TDC |
| Assistant Referee | WOODARD Magdalena | TDC |

Panel A (Dive 1-6)

| | |
|-----------------|--------------------------------|
| Judge 1 | BOYS Beverley |
| Judge 2 | MANZONI Renato |
| Judge 3 | LINDBERG Mathz |
| Judge 4 | KELEMEN Ildiko |
| Judge 5 | van de KONIJNENBURG Franciscus |
| Judge 6 | GONCALVES Roberto |
| Judge 7 | STRITT BURK Carmen |
| Alternate Judge | NOVOTNA Hana |

Legend:

TDC FINA Technical Diving Committee



NAC DIVING POOL
国家游泳中心跳水池
PISCINE DE PLONGEON DU CN

SAT 星期六 SAM
23 AUG 2008
20:00

DIVING

跳水 / PLONGEON

MEN'S 10M PLATFORM

男子10米跳台 / HAUT-VOL 10 M - HOMMES

FINAL

决赛 / FINALE



RESULTS

比赛成绩 / RÉSULTATS

| Rank | Name | NOC Code | Points | Points Behind |
|------|---------------------------|----------|--------|---------------|
| 1 | MITCHAM Matthew | AUS | 537.95 | |
| 2 | ZHOU Luxin | CHN | 533.15 | 4.80 |
| 3 | GALPERIN Gleb | RUS | 525.80 | 12.15 |
| 4 | HUO Liang | CHN | 508.40 | 29.55 |
| 5 | GUERRA OLIVA Jose Antonio | CUB | 507.15 | 30.80 |
| 6 | HELM Mathew | AUS | 467.70 | 70.25 |
| 7 | DALEY Thomas | GBR | 463.55 | 74.40 |
| 8 | PACHECO Rommel | MEX | 460.20 | 77.75 |
| 9 | HAUSDING Patrick | GER | 448.30 | 89.65 |
| 10 | BOUDIA David | USA | 441.45 | 96.50 |
| 11 | URAN Juan Guillermo | COL | 414.80 | 123.15 |
| 12 | FINCHUM Thomas | USA | 412.65 | 125.30 |



DETAILED RESULTS

详细比赛成绩 / RÉSULTATS DÉTAILLÉS

| Rank | Name | NOC Code | Dive No. | DD | Judge's Score | | | | | | | Dive Points | Dive Rank | Total Points | Overall Rank | Points Behind |
|------|---------------------------|----------|----------|-----|---------------|-----|-----|-----|-----|-----|-----|-------------|-----------|--------------|--------------|---------------|
| | | | | | J1 | J2 | J3 | J4 | J5 | J6 | J7 | | | | | |
| 1 | MITCHAM Matthew | AUS | 107B | 3.0 | 8.0 | 8.5 | 8.5 | 8.0 | 7.5 | 8.5 | 8.0 | 73.50 | =9 | 73.50 | =9 | 10.50 |
| | | | 207C | 3.3 | 10 | 10 | 10 | 9.5 | 10 | 9.5 | 9.5 | 97.35 | 1 | 170.85 | 2 | 6.65 |
| | | | 407C | 3.2 | 8.0 | 8.0 | 8.5 | 8.5 | 8.0 | 8.0 | 8.0 | 76.80 | =6 | 247.65 | 4 | 26.10 |
| | | | 307C | 3.4 | 9.5 | 9.0 | 9.0 | 8.5 | 9.0 | 8.5 | 9.5 | 91.80 | =1 | 339.45 | 3 | 26.10 |
| | | | 6243D | 3.2 | 9.5 | 9.5 | 9.0 | 9.0 | 8.5 | 9.0 | 9.0 | 86.40 | 4 | 425.85 | 2 | 32.50 |
| | | | 5255B | 3.8 | 10 | 9.5 | 10 | 10 | 9.0 | 9.5 | 10 | 112.10 | 1 | 537.95 | 1 | |
| 2 | ZHOU Luxin | CHN | 107B | 3.0 | 9.5 | 9.5 | 9.0 | 9.0 | 9.5 | 9.0 | 9.5 | 84.00 | 1 | 84.00 | 1 | |
| | | | 5253B | 3.4 | 9.5 | 9.0 | 9.0 | 8.5 | 9.5 | 9.0 | 9.5 | 93.50 | 3 | 177.50 | 1 | |
| | | | 626B | 3.5 | 9.0 | 9.5 | 9.5 | 9.0 | 9.5 | 9.0 | 9.0 | 96.25 | 1 | 273.75 | 1 | |
| | | | 207B | 3.6 | 8.5 | 8.5 | 8.5 | 9.0 | 8.0 | 8.5 | 7.5 | 91.80 | =1 | 365.55 | 1 | |
| | | | 407C | 3.2 | 9.0 | 9.5 | 10 | 9.5 | 9.5 | 10 | 10 | 92.80 | 2 | 458.35 | 1 | |
| | | | 307C | 3.4 | 6.5 | 7.5 | 7.0 | 7.5 | 6.0 | 8.0 | 8.0 | 74.80 | 8 | 533.15 | 2 | 4.80 |
| 3 | GALPERIN Gleb | RUS | 407C | 3.2 | 9.0 | 9.5 | 8.5 | 9.5 | 8.5 | 8.5 | 8.5 | 83.20 | 2 | 83.20 | 2 | 0.80 |
| | | | 6243D | 3.2 | 8.5 | 7.5 | 8.0 | 7.5 | 8.0 | 8.0 | 7.0 | 75.20 | =8 | 158.40 | 8 | 19.10 |
| | | | 107B | 3.0 | 9.5 | 9.5 | 9.0 | 9.5 | 9.5 | 9.5 | 9.5 | 85.50 | 4 | 243.90 | 5 | 29.85 |
| | | | 207C | 3.3 | 8.0 | 8.5 | 9.0 | 9.0 | 8.5 | 8.5 | 9.0 | 85.80 | 5 | 329.70 | 5 | 35.85 |
| | | | 307C | 3.4 | 9.5 | 8.5 | 9.0 | 9.5 | 9.5 | 9.0 | 9.0 | 93.50 | 1 | 423.20 | 3 | 35.15 |
| | | | 5255B | 3.8 | 10 | 8.5 | 9.0 | 9.5 | 8.5 | 9.0 | 9.0 | 102.60 | 2 | 525.80 | 3 | 12.15 |
| 4 | HUO Liang | CHN | 107B | 3.0 | 9.0 | 9.5 | 9.5 | 9.0 | 9.0 | 9.5 | 9.0 | 82.50 | 3 | 82.50 | 3 | 1.50 |
| | | | 407C | 3.2 | 8.5 | 9.0 | 9.5 | 8.5 | 9.0 | 9.0 | 8.5 | 84.80 | =5 | 167.30 | 4 | 10.20 |
| | | | 626B | 3.5 | 8.0 | 9.0 | 9.5 | 8.5 | 8.5 | 9.0 | 8.0 | 91.00 | 3 | 258.30 | 3 | 15.45 |
| | | | 207B | 3.6 | 8.0 | 7.5 | 8.0 | 8.0 | 8.5 | 8.5 | 8.0 | 86.40 | 4 | 344.70 | 2 | 20.85 |
| | | | 307C | 3.4 | 8.5 | 7.0 | 8.0 | 7.5 | 7.5 | 8.0 | 7.5 | 78.20 | 7 | 422.90 | 4 | 35.45 |
| | | | 5255B | 3.8 | 6.0 | 7.5 | 8.5 | 7.0 | 8.0 | 8.0 | 7.0 | 85.50 | 5 | 508.40 | 4 | 29.55 |
| 5 | GUERRA OLIVA Jose Antonio | CUB | 107B | 3.0 | 9.0 | 8.5 | 8.5 | 8.5 | 8.0 | 9.0 | 8.5 | 76.50 | =7 | 76.50 | =7 | 7.50 |
| | | | 207B | 3.6 | 9.0 | 8.5 | 9.5 | 9.0 | 8.0 | 8.5 | 8.5 | 93.60 | 2 | 170.10 | 3 | 7.40 |
| | | | 407C | 3.2 | 9.5 | 9.5 | 9.5 | 9.5 | 9.5 | 9.0 | 9.5 | 91.20 | 2 | 261.30 | 2 | 12.45 |
| | | | 636C | 3.3 | 8.0 | 7.5 | 8.5 | 7.5 | 7.5 | 8.0 | 8.0 | 77.55 | 9 | 338.85 | 4 | 26.70 |
| | | | 307C | 3.4 | 7.5 | 7.0 | 7.0 | 7.0 | 6.0 | 7.5 | 7.0 | 71.40 | 10 | 410.25 | 5 | 48.10 |
| | | | 5255B | 3.8 | 8.5 | 8.5 | 9.0 | 8.5 | 8.5 | 9.0 | 8.5 | 96.90 | 3 | 507.15 | 5 | 30.80 |
| 6 | HELM Mathew | AUS | 107B | 3.0 | 8.0 | 8.0 | 8.0 | 8.5 | 8.0 | 8.0 | 8.0 | 72.00 | 11 | 72.00 | 11 | 12.00 |
| | | | 407C | 3.2 | 7.5 | 7.5 | 8.0 | 8.0 | 8.0 | 7.5 | 8.0 | 75.20 | =8 | 147.20 | 10 | 30.30 |
| | | | 6243D | 3.2 | 8.5 | 8.5 | 8.5 | 8.5 | 8.5 | 8.5 | 8.0 | 81.60 | 5 | 228.80 | 9 | 44.95 |
| | | | 207B | 3.6 | 6.0 | 7.0 | 7.5 | 6.5 | 8.0 | 7.0 | 7.5 | 77.40 | 10 | 306.20 | 9 | 59.35 |
| | | | 307C | 3.4 | 7.5 | 7.0 | 7.5 | 7.0 | 7.5 | 8.0 | 7.0 | 74.80 | 9 | 381.00 | 8 | 77.35 |
| | | | 5253B | 3.4 | 8.5 | 8.5 | 8.5 | 8.5 | 8.5 | 9.0 | 9.0 | 86.70 | 4 | 467.70 | 6 | 70.25 |
| 7 | DALEY Thomas | GBR | 5253B | 3.4 | 8.0 | 8.0 | 8.0 | 7.5 | 8.0 | 8.0 | 8.5 | 81.60 | =4 | 81.60 | =4 | 2.40 |
| | | | 107B | 3.0 | 9.0 | 9.0 | 8.5 | 8.5 | 8.5 | 9.0 | 8.5 | 78.00 | 7 | 159.60 | 7 | 17.90 |
| | | | 407C | 3.2 | 8.0 | 8.5 | 8.5 | 8.0 | 7.5 | 8.0 | 8.0 | 76.80 | =6 | 236.40 | 8 | 37.35 |
| | | | 626C | 3.2 | 8.5 | 8.5 | 8.0 | 8.0 | 8.0 | 7.5 | 8.5 | 78.40 | 8 | 314.80 | 8 | 50.75 |
| | | | 207C | 3.3 | 9.0 | 8.5 | 8.0 | 8.5 | 9.0 | 8.5 | 8.5 | 84.15 | 5 | 398.95 | 6 | 59.40 |
| | | | 307C | 3.4 | 5.5 | 6.5 | 6.0 | 6.0 | 7.5 | 6.5 | 7.5 | 64.60 | 10 | 463.55 | 7 | 74.40 |
| 8 | PACHECO Rommel | MEX | 107B | 3.0 | 8.0 | 8.0 | 8.0 | 8.5 | 7.5 | 8.5 | 9.0 | 73.50 | =9 | 73.50 | =9 | 10.50 |
| | | | 407C | 3.2 | 7.5 | 8.0 | 8.0 | 7.5 | 7.5 | 8.0 | 8.0 | 75.20 | =8 | 148.70 | 9 | 28.80 |
| | | | 6243D | 3.2 | 6.5 | 7.5 | 7.0 | 6.5 | 6.0 | 7.0 | 6.5 | 64.00 | 12 | 212.70 | 11 | 61.05 |
| | | | 207C | 3.3 | 8.0 | 8.0 | 8.0 | 8.0 | 7.5 | 7.5 | 8.0 | 79.20 | 7 | 291.90 | 11 | 73.65 |
| | | | 307C | 3.4 | 8.0 | 8.0 | 8.5 | 8.5 | 8.5 | 8.5 | 8.5 | 86.70 | 3 | 378.60 | 9 | 79.75 |
| | | | 5253B | 3.4 | 8.0 | 8.0 | 8.0 | 8.0 | 8.5 | 8.0 | 8.5 | 81.60 | 7 | 460.20 | 8 | 77.75 |
| 9 | HAUSDING Patrick | GER | 107B | 3.0 | 8.5 | 8.5 | 8.0 | 8.5 | 8.5 | 8.0 | 8.5 | 76.50 | =7 | 76.50 | =7 | 7.50 |
| | | | 407C | 3.2 | 9.0 | 9.0 | 9.0 | 9.0 | 9.0 | 8.5 | 8.5 | 86.40 | 4 | 162.90 | 6 | 14.60 |
| | | | 6243D | 3.2 | 8.0 | 7.5 | 7.5 | 8.0 | 8.0 | 7.5 | 7.5 | 73.60 | 10 | 236.50 | 7 | 37.25 |
| | | | 207B | 3.6 | 9.0 | 8.5 | 8.5 | 8.5 | 8.5 | 9.0 | 8.5 | 91.80 | =1 | 328.30 | 6 | 37.25 |
| | | | 307C | 3.4 | 4.5 | 4.0 | 4.5 | 4.5 | 5.0 | 4.5 | 4.5 | 45.90 | 12 | 374.20 | 10 | 84.15 |
| | | | 5255B | 3.8 | 6.0 | 6.0 | 6.5 | 6.5 | 6.5 | 7.0 | 6.5 | 74.10 | 9 | 448.30 | 9 | 89.65 |
| 10 | BOUDIA David | USA | 109C | 3.5 | 8.0 | 7.5 | 7.5 | 8.0 | 7.0 | 8.0 | 7.5 | 80.50 | 6 | 80.50 | 6 | 3.50 |
| | | | 407C | 3.2 | 9.5 | 8.0 | 8.5 | 9.0 | 8.5 | 9.0 | 9.0 | 84.80 | =5 | 165.30 | 5 | 12.20 |
| | | | 626B | 3.5 | 7.5 | 7.0 | 7.5 | 6.5 | 7.0 | 7.5 | 6.0 | 75.25 | 9 | 240.55 | 6 | 33.20 |
| | | | 307C | 3.4 | 8.0 | 7.0 | 8.0 | 8.0 | 7.5 | 8.0 | 8.0 | 81.60 | 6 | 322.15 | 7 | 43.40 |
| | | | 207B | 3.6 | 7.0 | 6.5 | 7.5 | 7.0 | 7.0 | 7.0 | 6.0 | 75.60 | 8 | 397.75 | 7 | 60.60 |
| | | | 5255B | 3.8 | 3.5 | 3.5 | 4.0 | 4.0 | 4.0 | 4.5 | 3.5 | 43.70 | 12 | 441.45 | 10 | 96.50 |
| 11 | URAN Juan Guillermo | COL | 5253B | 3.4 | 8.0 | 8.5 | 8.0 | 8.0 | 8.0 | 8.0 | 8.5 | 81.60 | =4 | 81.60 | =4 | 2.40 |
| | | | 107B | 3.0 | 7.0 | 7.0 | 7.5 | 7.0 | 7.5 | 7.0 | 7.0 | 63.00 | 12 | 144.60 | 11 | 32.90 |
| | | | 626C | 3.2 | 8.0 | 8.0 | 8.0 | 8.0 | 8.0 | 8.0 | 8.0 | 76.80 | =6 | 221.40 | 10 | 52.35 |
| | | | 407C | 3.2 | 8.0 | 8.0 | 8.0 | 8.0 | 8.5 | 7.5 | 8.0 | 76.80 | 11 | 298.20 | 10 | 67.35 |
| | | | 307C | 3.4 | 6.5 | 7.0 | 7.5 | 6.5 | 7.5 | 6.5 | 6.5 | 68.00 | 11 | 366.20 | 11 | 92.15 |
| | | | 207B | 3.6 | 4.0 | 4.5 | 5.0 | 4.5 | 5.0 | 4.0 | 4.5 | 48.60 | 11 | 414.80 | 11 | 123.15 |



NAC DIVING POOL
国家游泳中心跳水池
PISCINE DE PLONGEON DU CN

SAT 星期六 SAM
23 AUG 2008
20:00

DIVING

跳水 / PLONGEON

MEN'S 10M PLATFORM

男子10米跳台 / HAUT-VOL 10 M - HOMMES

FINAL

决赛 / FINALE



DETAILED RESULTS

详细比赛成绩 / RÉSULTATS DÉTAILLÉS

| Rank | Name | NOC Code | Dive No. | DD | Judge's Score | | | | | | | Dive Points | Dive Rank | Total Points | Overall Rank | Points Behind |
|------|----------------|----------|----------|-----|---------------|-----|-----|-----|-----|-----|-----|-------------|-----------|--------------|--------------|---------------|
| | | | | | J1 | J2 | J3 | J4 | J5 | J6 | J7 | | | | | |
| 12 | FINCHUM Thomas | USA | 407C | 3.2 | 4.0 | 5.0 | 5.0 | 5.0 | 5.0 | 5.5 | 5.0 | 48.00 | 12 | 48.00 | 12 | 36.00 |
| | | | 107B | 3.0 | 8.5 | 8.0 | 8.0 | 7.5 | 8.0 | 8.5 | 8.0 | 72.00 | 11 | 120.00 | 12 | 57.50 |
| | | | 626C | 3.2 | 7.0 | 6.5 | 7.0 | 6.0 | 7.0 | 7.0 | 6.0 | 65.60 | 11 | 185.60 | 12 | 88.15 |
| | | | 307C | 3.4 | 6.0 | 5.5 | 6.0 | 6.5 | 6.0 | 7.0 | 5.5 | 61.20 | 12 | 246.80 | 12 | 118.75 |
| | | | 207C | 3.3 | 8.0 | 7.5 | 7.0 | 8.5 | 8.5 | 8.0 | 8.5 | 80.85 | 6 | 327.65 | 12 | 130.70 |
| | | | 5253B | 3.4 | 8.5 | 8.0 | 8.5 | 8.5 | 8.0 | 8.0 | 8.5 | 85.00 | 6 | 412.65 | 12 | 125.30 |

Legend:

DD Degree of difficulty No. Number = Indicates the same rank by points



NAC DIVING POOL
国家游泳中心跳水池
PISCINE DE PLONGEON DU CN

SUN 星期日 DIM
10 AUG 2008
14:30

DIVING
跳水 / PLONGEON

WOMEN'S SYNCHRONISED 3M SPRINGBOARD
女子双人3米跳板 / TREMPIN 3 M SYNCHRONISÉ - FEMMES

FINAL
决赛 / FINALE



PANEL OF JUDGES

裁判出场名单 / PANEL DES JUGES

CORRECTED

| Function | Name | |
|-------------------------------|--------------------------------|-----|
| Referee | FYRIGOU-CONSOLO Georgia | TDC |
| Assistant Referee | HOOD Robin | TDC |
| Execution Judges | | |
| E1 | YUASA Yoshino | |
| E2 | GONCALVES Roberto | |
| E3 | WILSON Adrienne | |
| E4 | NOVOTNA Hana | |
| Synchronisation Judges | | |
| S1 | BOYS Beverley | |
| S2 | STRITT BURK Carmen | |
| S3 | SISSONS Ann | |
| S4 | van de KONIJNENBURG Franciscus | |
| S5 | RUIZ PEDREGUERA Rolando | |
| Alternate Judge | KELEMEN Ildiko | |

Completed FYRIGOU Georgia's name

Legend:

TDC FINA Technical Diving Committee



NAC DIVING POOL
国家游泳中心跳水池
PISCINE DE PLONGEON DU CN

SUN 星期日 DIM
10 AUG 2008
14:30

DIVING
跳水 / PLONGEON

WOMEN'S SYNCHRONISED 3M SPRINGBOARD
女子双人3米跳板 / TREMPIN 3 M SYNCHRONISÉ - FEMMES

FINAL
决赛 / FINALE



RESULTS

比赛成绩 / RÉSULTATS

| Rank | Name | NOC Code | Total Points | Points Behind |
|------|--|----------|--------------|---------------|
| 1 | GUO Jingjing WU Minxia | CHN | 343.50 | |
| 2 | PAKHALINA Julia POZDNYAKOVA Anastasia | RUS | 323.61 | 19.89 |
| 3 | KOTZIAN Ditte FISCHER Heike | GER | 318.90 | 24.60 |
| 4 | BRYANT Kelci RITTENHOUSE Ariel | USA | 314.40 | 29.10 |
| 5 | COLE Briony STRATTON Sharleen | AUS | 311.34 | 32.16 |
| 6 | BATKI Noemi DALLAPE' Francesca | ITA | 296.70 | 46.80 |
| 7 | VOLOSHCHENKO Mariya PYSMENSKA Anna | UKR | 293.10 | 50.40 |
| 8 | GERRARD Tandi SAGE Hayley | GBR | 278.25 | 65.25 |



DETAILED RESULTS

详细比赛成绩 / RÉSULTATS DÉTAILLÉS

| Rank | Name | NOC Code | Dive No. | DD | Judge's Score | | | | | | | | | | Dive Points | Dive Rank | Total Points | Ovl Rk | Points Behind |
|------|---|----------|----------|-----|---------------|-----|-----|-----|-----|-----|-----|-----|-------|-------|-------------|-----------|--------------|--------|---------------|
| | | | | | E1 | E2 | E3 | E4 | S1 | S2 | S3 | S4 | S5 | | | | | | |
| 1 | GUO Jingjing WU Minxia | CHN | 101B | 2.0 | 9.5 | 9.0 | 8.5 | 9.0 | 8.5 | 8.5 | 9.0 | 8.5 | 9.5 | 52.80 | =1 | 52.80 | =1 | | |
| | | | 201B | 2.0 | 9.5 | 9.0 | 9.0 | 9.5 | 10 | 10 | 9.5 | 10 | 9.5 | 57.60 | 1 | 110.40 | 1 | | |
| | | | 405B | 3.0 | 9.0 | 8.0 | 8.5 | 8.0 | 8.5 | 8.5 | 8.0 | 8.5 | 9.0 | 75.60 | 1 | 186.00 | 1 | | |
| | | | 305B | 3.0 | 9.0 | 9.0 | 8.5 | 8.5 | 8.5 | 9.0 | 9.5 | 9.5 | 9.5 | 81.90 | 1 | 267.90 | 1 | | |
| | | | 205B | 3.0 | 8.5 | 8.5 | 8.5 | 8.5 | 8.0 | 8.0 | 8.5 | 9.0 | 8.5 | 75.60 | 2 | 343.50 | 1 | | |
| 2 | PAKHALINA Julia POZDNYAKOVA Anastasia | RUS | 403B | 2.0 | 8.5 | 8.0 | 8.5 | 8.5 | 9.0 | 8.5 | 9.5 | 9.0 | 9.0 | 52.80 | =1 | 52.80 | =1 | | |
| | | | 103B | 2.0 | 8.5 | 8.0 | 8.5 | 9.0 | 8.5 | 8.5 | 8.5 | 9.0 | 51.00 | =5 | 103.80 | =2 | 6.60 | | |
| | | | 205B | 3.0 | 7.0 | 7.5 | 7.0 | 7.5 | 8.0 | 8.0 | 7.0 | 8.0 | 8.0 | 69.30 | =3 | 173.10 | =2 | 12.90 | |
| | | | 5335D | 2.9 | 8.0 | 8.5 | 9.0 | 9.0 | 9.0 | 9.5 | 9.0 | 9.0 | 9.0 | 77.43 | 2 | 250.53 | 2 | 17.37 | |
| | | | 5235D | 2.8 | 9.0 | 8.0 | 8.5 | 8.0 | 9.0 | 9.0 | 9.0 | 9.0 | 8.5 | 73.08 | 3 | 323.61 | 2 | 19.89 | |
| 3 | KOTZIAN Ditte FISCHER Heike | GER | 101B | 2.0 | 8.5 | 8.0 | 8.5 | 8.5 | 8.5 | 8.5 | 8.5 | 8.0 | 9.0 | 51.00 | 5 | 51.00 | 5 | 1.80 | |
| | | | 201B | 2.0 | 8.5 | 8.0 | 7.5 | 8.0 | 9.5 | 9.0 | 9.0 | 9.0 | 9.0 | 51.60 | =2 | 102.60 | 5 | 7.80 | |
| | | | 5335D | 2.9 | 7.5 | 8.0 | 8.0 | 8.0 | 7.5 | 8.0 | 8.0 | 8.0 | 8.5 | 69.60 | 2 | 172.20 | 4 | 13.80 | |
| | | | 205B | 3.0 | 7.0 | 8.0 | 7.5 | 7.0 | 8.5 | 8.5 | 8.0 | 8.0 | 8.0 | 70.20 | =3 | 242.40 | =3 | 25.50 | |
| | | | 305B | 3.0 | 8.0 | 8.0 | 8.0 | 8.0 | 9.0 | 8.5 | 8.5 | 9.0 | 9.0 | 76.50 | 1 | 318.90 | 3 | 24.60 | |
| 4 | BRYANT Kelci RITTENHOUSE Ariel | USA | 401B | 2.0 | 8.5 | 8.5 | 8.5 | 8.0 | 9.0 | 9.0 | 9.0 | 9.5 | 9.0 | 52.80 | =1 | 52.80 | =1 | | |
| | | | 101B | 2.0 | 8.5 | 8.5 | 7.5 | 7.0 | 9.0 | 8.5 | 9.0 | 9.0 | 8.5 | 51.00 | =5 | 103.80 | =2 | 6.60 | |
| | | | 405B | 3.0 | 7.0 | 8.0 | 7.0 | 7.5 | 8.0 | 8.0 | 8.0 | 8.0 | 7.5 | 69.30 | =3 | 173.10 | =2 | 12.90 | |
| | | | 5152B | 3.0 | 7.0 | 7.5 | 7.0 | 6.0 | 8.0 | 8.5 | 7.5 | 8.0 | 8.5 | 69.30 | 5 | 242.40 | =3 | 25.50 | |
| | | | 205B | 3.0 | 7.5 | 7.5 | 7.5 | 7.5 | 8.0 | 8.5 | 8.0 | 8.5 | 9.0 | 72.00 | =4 | 314.40 | 4 | 29.10 | |
| 5 | COLE Briony STRATTON Sharleen | AUS | 401B | 2.0 | 8.5 | 8.5 | 8.0 | 7.0 | 9.0 | 9.0 | 9.0 | 8.5 | 8.5 | 52.20 | 4 | 52.20 | 4 | 0.60 | |
| | | | 101B | 2.0 | 9.0 | 8.5 | 7.5 | 8.0 | 8.0 | 9.0 | 9.0 | 8.5 | 9.0 | 51.60 | =2 | 103.80 | =2 | 6.60 | |
| | | | 5235D | 2.8 | 8.5 | 7.5 | 8.0 | 7.0 | 8.0 | 8.5 | 8.0 | 8.5 | 8.5 | 68.04 | 6 | 171.84 | 5 | 14.16 | |
| | | | 205B | 3.0 | 7.5 | 8.0 | 6.0 | 6.5 | 8.0 | 7.5 | 7.5 | 8.0 | 8.0 | 67.50 | 6 | 239.34 | 5 | 28.56 | |
| | | | 5152B | 3.0 | 8.5 | 8.0 | 6.5 | 6.0 | 8.0 | 8.5 | 8.5 | 8.5 | 8.5 | 72.00 | =4 | 311.34 | 5 | 32.16 | |
| 6 | BATKI Noemi DALLAPE' Francesca | ITA | 201B | 2.0 | 8.0 | 7.5 | 7.0 | 7.5 | 8.0 | 8.0 | 8.5 | 8.5 | 8.5 | 48.00 | 7 | 48.00 | 7 | 4.80 | |
| | | | 101B | 2.0 | 8.5 | 8.0 | 8.0 | 8.5 | 8.5 | 9.0 | 8.5 | 9.0 | 9.0 | 51.60 | =2 | 99.60 | 6 | 10.80 | |
| | | | 5152B | 3.0 | 8.0 | 7.0 | 7.5 | 7.0 | 7.5 | 8.0 | 7.5 | 8.5 | 8.0 | 68.40 | 5 | 168.00 | 6 | 18.00 | |
| | | | 405B | 3.0 | 7.5 | 7.0 | 7.0 | 7.5 | 8.0 | 8.0 | 8.5 | 8.0 | 8.5 | 70.20 | =3 | 238.20 | 6 | 29.70 | |
| | | | 205B | 3.0 | 7.0 | 6.5 | 4.5 | 5.0 | 6.5 | 7.0 | 7.0 | 7.0 | 7.5 | 58.50 | 8 | 296.70 | 6 | 46.80 | |
| 7 | VOLOSHCHENKO Mariya PYSMENSKA Anna | UKR | 401B | 2.0 | 9.0 | 8.0 | 7.5 | 7.0 | 8.5 | 9.0 | 8.5 | 8.0 | 9.0 | 49.80 | 6 | 49.80 | 6 | 3.00 | |
| | | | 201B | 2.0 | 8.5 | 8.0 | 7.0 | 7.5 | 8.5 | 8.5 | 8.0 | 8.0 | 8.0 | 48.00 | 8 | 97.80 | 7 | 12.60 | |
| | | | 205B | 3.0 | 7.5 | 7.0 | 5.5 | 5.5 | 8.0 | 7.5 | 7.0 | 7.5 | 8.0 | 63.90 | 7 | 161.70 | 7 | 24.30 | |
| | | | 305B | 3.0 | 7.5 | 7.5 | 6.0 | 6.0 | 7.5 | 8.0 | 8.0 | 7.5 | 7.0 | 65.70 | 7 | 227.40 | 7 | 40.50 | |
| | | | 5152B | 3.0 | 7.5 | 7.0 | 4.5 | 7.0 | 7.5 | 7.5 | 7.5 | 7.5 | 8.0 | 65.70 | 6 | 293.10 | 7 | 50.40 | |
| 8 | GERRARD Tandi SAGE Hayley | GBR | 101B | 2.0 | 7.5 | 8.0 | 7.5 | 7.0 | 8.0 | 8.0 | 8.0 | 8.0 | 8.0 | 46.80 | 8 | 46.80 | 8 | 6.00 | |
| | | | 103C | 2.0 | 8.0 | 7.5 | 7.5 | 7.0 | 8.0 | 8.5 | 8.5 | 8.5 | 8.5 | 48.60 | 7 | 95.40 | 8 | 15.00 | |
| | | | 305C | 2.8 | 6.0 | 6.5 | 5.0 | 4.5 | 7.0 | 7.0 | 6.5 | 7.0 | 7.0 | 53.76 | 8 | 149.16 | 8 | 36.84 | |
| | | | 5335D | 2.9 | 7.0 | 7.0 | 7.5 | 6.5 | 7.0 | 7.5 | 8.0 | 8.0 | 8.5 | 65.25 | 8 | 214.41 | 8 | 53.49 | |
| | | | 205C | 2.8 | 7.5 | 7.0 | 7.5 | 7.0 | 7.5 | 7.5 | 8.0 | 8.5 | 8.0 | 63.84 | 7 | 278.25 | 8 | 65.25 | |

Legend:

DD Degree of difficulty No. Number Ovl Rk Overall rank
E Execution judge S Synchronisation judge = Indicates the same rank by points



NAC DIVING POOL
国家游泳中心跳水池
PISCINE DE PLONGEON DU CN

WED 星期三 MER
13 AUG 2008
14:30

DIVING

跳水 / PLONGEON

MEN'S SYNCHRONISED 3M SPRINGBOARD

男子双人3米跳板 / TREMPIN 3 M SYNCHRONISÉ - HOMMES

FINAL

决赛 / FINALE



PANEL OF JUDGES

裁判出场名单 / PANEL DES JUGES

| Function | Name | |
|-------------------------------|--------------------------------|-----|
| Referee | GEISSBUHLER Michael | TDC |
| Assistant Referee | PIPER Anke | TDC |
| Execution Judges | | |
| E1 | MANZONI Renato | |
| E2 | WILSON Adrienne | |
| E3 | YUASA Yoshino | |
| E4 | GUEVARA Freddy Jose | |
| Synchronisation Judges | | |
| S1 | GONCALVES Roberto | |
| S2 | LINDBERG Mathz | |
| S3 | SISSONS Ann | |
| S4 | STRITT BURK Carmen | |
| S5 | ROCHA Sergio | |
| Alternate Judge | van de KONIJNENBURG Franciscus | |

Legend:

TDC FINA Technical Diving Committee



NAC DIVING POOL
国家游泳中心跳水池
PISCINE DE PLONGEON DU CN

WED 星期三 MER
13 AUG 2008
14:30

DIVING
跳水 / PLONGEON

MEN'S SYNCHRONISED 3M SPRINGBOARD
男子双人3米跳板 / TREMPIN 3 M SYNCHRONISÉ - HOMMES

FINAL
决赛 / FINALE



RESULTS

比赛成绩 / RÉSULTATS

| Rank | Name | NOC Code | Total Points | Points Behind |
|------|---|----------|--------------|---------------|
| 1 | WANG Feng QIN Kai | CHN | 469.08 | |
| 2 | SAUTIN Dmitry KUNAKOV Yuriy | RUS | 421.98 | 47.10 |
| 3 | KVASHA Illya PRYGOROV Oleksiy | UKR | 415.05 | 54.03 |
| 4 | COLWILL Chris TARANTINO Jevon | USA | 410.73 | 58.35 |
| 5 | DESPATIE Alexandre MIRANDA Arturo | CAN | 409.29 | 59.79 |
| 6 | ROZENBERG Pavlo KLEIN Sascha | GER | 402.84 | 66.24 |
| 7 | ROBINSON-BAKER Nicholas SWAIN Benjamin | GBR | 402.36 | 66.72 |
| 8 | ROBERTSON Scott NEWBERY Robert | AUS | 393.60 | 75.48 |



DETAILED RESULTS

详细比赛成绩 / RÉSULTATS DÉTAILLÉS

| Rank | Name | NOC Code | Dive No. | DD | Judge's Score | | | | | | | | | | Dive Points | Dive Rank | Total Points | Ovl Rk | Points Behind |
|------|--|----------|----------|-----|---------------|-----|-----|-----|-----|-----|-----|-----|-------|-------|-------------|-----------|--------------|--------|---------------|
| | | | | | E1 | E2 | E3 | E4 | S1 | S2 | S3 | S4 | S5 | | | | | | |
| 1 | WANG Feng QIN Kai | CHN | 201B | 2.0 | 9.0 | 10 | 9.5 | 10 | 9.5 | 9.5 | 9.5 | 10 | 9.5 | 57.60 | 1 | 57.60 | 1 | | |
| | | | 101B | 2.0 | 9.0 | 9.0 | 9.0 | 8.0 | 9.0 | 9.5 | 9.5 | 9.5 | 9.5 | 55.80 | 1 | 113.40 | 1 | | |
| | | | 107B | 3.1 | 9.0 | 9.0 | 9.5 | 9.0 | 9.0 | 9.0 | 9.0 | 9.0 | 9.0 | 83.70 | 1 | 197.10 | 1 | | |
| | | | 5154B | 3.4 | 8.5 | 9.0 | 8.5 | 8.0 | 9.0 | 9.0 | 9.0 | 9.0 | 9.0 | 89.76 | 1 | 286.86 | 1 | | |
| | | | 407C | 3.4 | 8.0 | 9.0 | 8.0 | 8.0 | 9.0 | 8.5 | 9.0 | 9.0 | 9.0 | 87.72 | 1 | 374.58 | 1 | | |
| | | | 5353B | 3.5 | 8.5 | 9.0 | 9.0 | 9.5 | 9.0 | 9.0 | 9.0 | 9.0 | 9.5 | 94.50 | 1 | 469.08 | 1 | | |
| 2 | SAUTIN Dmitry KUNAKOV Yuriy | RUS | 201B | 2.0 | 9.0 | 10 | 9.0 | 9.5 | 9.0 | 9.0 | 9.0 | 9.0 | 9.0 | 54.60 | 2 | 54.60 | 2 | 3.00 | |
| | | | 301B | 2.0 | 9.5 | 8.5 | 8.5 | 7.5 | 9.0 | 8.5 | 8.5 | 9.0 | 9.0 | 52.20 | =2 | 106.80 | 2 | 6.60 | |
| | | | 405B | 3.0 | 8.5 | 9.0 | 8.5 | 9.0 | 9.0 | 9.0 | 9.0 | 9.0 | 9.0 | 80.10 | 2 | 186.90 | 2 | 10.20 | |
| | | | 5154B | 3.4 | 7.0 | 8.0 | 7.0 | 7.5 | 8.0 | 8.0 | 8.0 | 8.5 | 8.5 | 79.56 | 3 | 266.46 | 2 | 20.40 | |
| | | | 407C | 3.4 | 5.5 | 5.5 | 5.5 | 5.0 | 7.0 | 7.0 | 8.0 | 7.5 | 7.5 | 67.32 | 8 | 333.78 | 4 | 40.80 | |
| | | | 5353B | 3.5 | 8.5 | 8.5 | 7.5 | 8.0 | 8.5 | 8.5 | 8.5 | 8.5 | 8.5 | 88.20 | 2 | 421.98 | 2 | 47.10 | |
| 3 | KVASHA Ilyya PRYGOROV Oleksiy | UKR | 103B | 2.0 | 8.0 | 8.5 | 8.5 | 8.0 | 8.5 | 9.0 | 8.5 | 9.0 | 8.0 | 51.00 | =4 | 51.00 | =4 | 6.60 | |
| | | | 301B | 2.0 | 6.0 | 6.0 | 7.5 | 7.5 | 7.5 | 7.0 | 7.5 | 8.0 | 7.5 | 43.20 | 8 | 94.20 | 8 | 19.20 | |
| | | | 407C | 3.4 | 7.0 | 8.0 | 7.0 | 7.5 | 8.0 | 6.5 | 8.5 | 9.0 | 8.0 | 79.56 | 3 | 173.76 | 7 | 23.34 | |
| | | | 5154B | 3.4 | 7.0 | 7.5 | 7.0 | 7.0 | 8.0 | 8.5 | 9.0 | 8.0 | 8.0 | 78.54 | 4 | 252.30 | 4 | 34.56 | |
| | | | 5353B | 3.5 | 7.5 | 8.0 | 8.0 | 8.0 | 8.0 | 8.0 | 8.0 | 8.0 | 8.0 | 84.00 | 3 | 336.30 | 2 | 38.28 | |
| | | | 307C | 3.5 | 6.5 | 4.5 | 7.5 | 7.5 | 8.0 | 7.0 | 8.0 | 8.0 | 7.5 | 78.75 | 4 | 415.05 | 3 | 54.03 | |
| 4 | COLWILL Chris TARANTINO Jevon | USA | 403B | 2.0 | 8.0 | 7.5 | 9.0 | 8.5 | 8.5 | 8.5 | 9.0 | 8.5 | 9.0 | 51.00 | =4 | 51.00 | =4 | 6.60 | |
| | | | 103B | 2.0 | 8.0 | 8.0 | 8.5 | 7.5 | 8.5 | 9.0 | 8.5 | 8.5 | 50.40 | 5 | 101.40 | 6 | 12.00 | | |
| | | | 107B | 3.1 | 7.5 | 8.0 | 7.5 | 8.0 | 8.5 | 8.5 | 8.5 | 8.5 | 76.26 | =5 | 177.66 | 4 | 19.44 | | |
| | | | 5154B | 3.4 | 8.0 | 7.5 | 8.0 | 7.5 | 7.5 | 6.5 | 5.0 | 6.0 | 7.5 | 72.42 | 6 | 252.08 | 6 | 36.78 | |
| | | | 5353B | 3.5 | 7.5 | 8.0 | 8.0 | 8.0 | 8.0 | 8.5 | 8.0 | 8.0 | 8.5 | 85.05 | 2 | 335.13 | 3 | 39.45 | |
| | | | 307C | 3.5 | 4.0 | 5.0 | 7.0 | 7.0 | 7.5 | 7.5 | 8.5 | 8.0 | 8.5 | 75.60 | 6 | 410.73 | 4 | 58.35 | |
| 5 | DESPATIE Alexandre MIRANDA Arturo | CAN | 201B | 2.0 | 9.5 | 10 | 8.5 | 8.5 | 9.0 | 8.0 | 8.5 | 9.0 | 9.0 | 53.40 | 3 | 53.40 | 3 | 4.20 | |
| | | | 301B | 2.0 | 8.5 | 9.0 | 8.0 | 7.5 | 8.5 | 7.5 | 8.5 | 8.0 | 9.0 | 49.80 | 6 | 103.20 | 3 | 10.20 | |
| | | | 405B | 3.0 | 9.0 | 9.0 | 7.0 | 8.0 | 9.0 | 8.0 | 9.0 | 8.5 | 8.5 | 77.40 | 4 | 180.60 | 3 | 16.50 | |
| | | | 107B | 3.1 | 8.0 | 8.5 | 7.5 | 7.5 | 8.0 | 7.5 | 7.5 | 7.0 | 8.0 | 71.61 | 7 | 252.21 | 5 | 34.65 | |
| | | | 5154B | 3.4 | 7.0 | 7.5 | 7.5 | 6.5 | 8.0 | 8.0 | 7.5 | 7.5 | 8.0 | 77.52 | 6 | 329.73 | 5 | 44.85 | |
| | | | 407C | 3.4 | 7.5 | 8.0 | 7.0 | 7.0 | 8.0 | 8.0 | 8.5 | 8.5 | 8.0 | 79.56 | 3 | 409.29 | 5 | 59.79 | |
| 6 | ROZENBERG Pavlo KLEIN Sascha | GER | 103B | 2.0 | 8.5 | 9.0 | 8.0 | 8.0 | 8.5 | 8.5 | 8.0 | 9.0 | 8.5 | 50.40 | =7 | 50.40 | =7 | 7.20 | |
| | | | 401B | 2.0 | 8.5 | 9.0 | 8.5 | 8.0 | 8.5 | 8.5 | 9.0 | 9.0 | 9.0 | 52.20 | =2 | 102.60 | 4 | 10.80 | |
| | | | 407C | 3.4 | 7.0 | 8.0 | 4.0 | 6.0 | 7.5 | 8.0 | 7.0 | 8.5 | 7.5 | 73.44 | 7 | 176.04 | 6 | 21.06 | |
| | | | 5253B | 3.5 | 7.5 | 7.5 | 4.0 | 5.5 | 8.0 | 8.0 | 7.0 | 8.0 | 7.5 | 76.65 | 5 | 252.69 | 3 | 34.17 | |
| | | | 307C | 3.5 | 5.5 | 6.5 | 8.0 | 6.0 | 8.0 | 8.0 | 7.5 | 8.0 | 8.0 | 76.65 | 7 | 329.34 | 6 | 45.24 | |
| | | | 5353B | 3.5 | 7.5 | 7.5 | 5.5 | 5.0 | 7.5 | 7.5 | 7.0 | 7.0 | 7.5 | 73.50 | 8 | 402.84 | 6 | 66.24 | |
| 7 | ROBINSON-BAKER Nicholas SWAIN Benjamin | GBR | 401B | 2.0 | 8.5 | 8.5 | 8.0 | 9.0 | 8.5 | 8.5 | 9.5 | 8.5 | 8.5 | 51.00 | =4 | 51.00 | =4 | 6.60 | |
| | | | 201B | 2.0 | 7.5 | 8.0 | 8.0 | 8.0 | 8.0 | 8.5 | 8.5 | 8.5 | 8.0 | 49.20 | 7 | 100.20 | 7 | 13.20 | |
| | | | 107B | 3.1 | 7.0 | 8.0 | 8.0 | 8.5 | 8.5 | 8.0 | 8.5 | 8.5 | 7.5 | 76.26 | =5 | 176.46 | 5 | 20.64 | |
| | | | 405B | 3.0 | 7.5 | 7.5 | 6.5 | 7.0 | 8.0 | 7.5 | 8.0 | 7.0 | 7.5 | 67.50 | 8 | 243.96 | 7 | 42.90 | |
| | | | 5353B | 3.5 | 7.0 | 8.0 | 5.0 | 8.0 | 8.0 | 8.0 | 8.5 | 8.0 | 8.0 | 81.90 | 4 | 325.86 | 7 | 48.72 | |
| | | | 5154B | 3.4 | 7.0 | 7.5 | 7.0 | 7.0 | 8.0 | 8.0 | 8.0 | 7.0 | 7.5 | 76.50 | 5 | 402.36 | 7 | 66.72 | |
| 8 | ROBERTSON Scott NEWBERY Robert | AUS | 401B | 2.0 | 8.0 | 8.0 | 8.5 | 9.0 | 8.5 | 8.5 | 8.5 | 8.5 | 8.5 | 50.40 | =7 | 50.40 | =7 | 7.20 | |
| | | | 201B | 2.0 | 8.0 | 8.5 | 9.0 | 9.0 | 8.5 | 8.0 | 8.5 | 9.0 | 8.5 | 51.60 | 4 | 102.00 | 5 | 11.40 | |
| | | | 107B | 3.1 | 7.0 | 7.0 | 3.5 | 5.5 | 7.0 | 4.5 | 5.5 | 6.0 | 6.5 | 56.73 | 8 | 158.73 | 8 | 38.37 | |
| | | | 407C | 3.4 | 7.5 | 8.0 | 7.5 | 7.5 | 8.0 | 8.5 | 8.5 | 9.0 | 8.5 | 82.62 | 2 | 241.35 | 8 | 45.51 | |
| | | | 5253B | 3.5 | 7.0 | 7.5 | 7.0 | 7.5 | 8.0 | 7.0 | 7.5 | 7.5 | 7.5 | 77.70 | 5 | 319.05 | 8 | 55.53 | |
| | | | 5353B | 3.5 | 7.0 | 6.0 | 7.5 | 7.5 | 7.5 | 6.5 | 7.0 | 6.0 | 7.5 | 74.55 | 7 | 393.60 | 8 | 75.48 | |

Legend:

DD Degree of difficulty No. Number Ovl Rk Overall rank
E Execution judge S Synchronisation judge = Indicates the same rank by points



NAC DIVING POOL
国家游泳中心跳水池
PISCINE DE PLONGEON DU CN

TUE 星期二 MAR
12 AUG 2008
14:30

DIVING
跳水 / PLONGEON

WOMEN'S SYNCHRONISED 10M PLATFORM
女子双人10米跳台 / HAUT-VOL 10 M SYNCHRONISÉ - FEMMES

FINAL
决赛 / FINALE



PANEL OF JUDGES

裁判出场名单 / PANEL DES JUGES

| Function | Name | |
|-------------------------------|-------------------------|-----|
| Referee | ZHOU Jihong | TDC |
| Assistant Referee | AL-SAFFAR Bashar | TDC |
| Execution Judges | | |
| E1 | SISSONS Ann | |
| E2 | YUASA Yoshino | |
| E3 | LINDBERG Mathz | |
| E4 | WILSON Adrienne | |
| Synchronisation Judges | | |
| S1 | RUIZ PEDREGUERA Rolando | |
| S2 | NOVOTNA Hana | |
| S3 | GONCALVES Roberto | |
| S4 | McCLESKEY Olga | |
| S5 | KELEMEN Ildiko | |
| Alternate Judge | GUEVARA Freddy Jose | |

Legend:

TDC FINA Technical Diving Committee



NAC DIVING POOL
国家游泳中心跳水池
PISCINE DE PLONGEON DU CN

TUE 星期二 MAR
12 AUG 2008
14:30

DIVING
跳水 / PLONGEON

WOMEN'S SYNCHRONISED 10M PLATFORM
女子双人10米跳台 / HAUT-VOL 10 M SYNCHRONISÉ - FEMMES

FINAL
决赛 / FINALE



RESULTS

比赛成绩 / RÉSULTATS

| Rank | Name | NOC Code | Total Points | Points Behind |
|------|---------------------------------------|----------|--------------|---------------|
| 1 | WANG Xin CHEN Ruolin | CHN | 363.54 | |
| 2 | COLE Briony WU Melissa | AUS | 335.16 | 28.38 |
| 3 | ESPINOSA Paola ORTIZ Tatiana | MEX | 330.06 | 33.48 |
| 4 | GAMM Annett SUBSCHINSKI Nora | GER | 310.29 | 53.25 |
| 5 | DUNNICHAY Marybeth ISHIMATSU Haley | USA | 309.12 | 54.42 |
| 6 | CHOE Kum Hui KIM Un Hyang | PRK | 308.10 | 55.44 |
| 7 | BENFEITO Meaghan FILION Roseline | CAN | 305.91 | 57.63 |
| 8 | COUCH Tonia POWELL Stacie | GBR | 303.48 | 60.06 |



DETAILED RESULTS

详细比赛成绩 / RÉSULTATS DÉTAILLÉS

| Rank | Name | NOC Code | Dive No. | DD | Judge's Score | | | | | | | | | | Dive Points | Dive Rank | Total Points | Ovl Rk | Points Behind |
|------|---------------------------------------|----------|----------|-----|---------------|-----|-----|-----|-----|-----|-----|-----|-------|-------|-------------|-----------|--------------|--------|---------------|
| | | | | | E1 | E2 | E3 | E4 | S1 | S2 | S3 | S4 | S5 | | | | | | |
| 1 | WANG Xin CHEN Ruolin | CHN | 401B | 2.0 | 9.0 | 9.5 | 9.0 | 8.5 | 9.5 | 10 | 9.5 | 9.5 | 9.0 | 55.80 | 1 | 55.80 | 1 | | |
| | | | 301B | 2.0 | 9.5 | 9.5 | 10 | 9.0 | 9.0 | 9.0 | 9.0 | 9.5 | 55.20 | 1 | 111.00 | 1 | | | |
| | | | 107B | 3.0 | 8.5 | 9.0 | 8.5 | 8.0 | 9.0 | 9.5 | 9.0 | 8.5 | 9.0 | 79.20 | 1 | 190.20 | 1 | | |
| | | | 407C | 3.2 | 8.0 | 8.0 | 8.0 | 8.5 | 9.0 | 9.0 | 9.0 | 8.5 | 8.5 | 82.56 | 1 | 272.76 | 1 | | |
| | | | 5253B | 3.4 | 9.0 | 9.5 | 8.5 | 8.5 | 9.0 | 9.0 | 8.5 | 9.0 | 9.0 | 90.78 | 1 | 363.54 | 1 | | |
| 2 | COLE Briony WU Melissa | AUS | 401B | 2.0 | 8.5 | 8.0 | 8.5 | 8.5 | 8.5 | 9.0 | 8.5 | 8.5 | 51.00 | =3 | 51.00 | =3 | 4.80 | | |
| | | | 301B | 2.0 | 9.0 | 8.0 | 9.0 | 9.0 | 8.0 | 9.0 | 8.5 | 9.0 | 53.40 | 2 | 104.40 | 3 | 6.60 | | |
| | | | 107B | 3.0 | 7.5 | 7.5 | 7.5 | 8.0 | 8.0 | 8.5 | 8.0 | 8.5 | 9.0 | 72.00 | 3 | 176.40 | 2 | 13.80 | |
| | | | 407C | 3.2 | 8.0 | 7.5 | 5.5 | 6.5 | 7.5 | 7.5 | 8.0 | 8.0 | 7.5 | 71.04 | 3 | 247.44 | 2 | 25.32 | |
| | | | 5253B | 3.4 | 7.5 | 8.0 | 9.0 | 9.0 | 8.5 | 8.5 | 8.5 | 9.0 | 9.0 | 87.72 | 2 | 335.16 | 2 | 28.38 | |
| 3 | ESPINOSA Paola ORTIZ Tatiana | MEX | 101B | 2.0 | 7.5 | 8.0 | 7.0 | 7.5 | 8.0 | 8.0 | 8.5 | 7.5 | 8.0 | 46.80 | 8 | 46.80 | 8 | 9.00 | |
| | | | 401B | 2.0 | 8.0 | 8.5 | 7.5 | 8.0 | 8.5 | 8.5 | 8.0 | 8.0 | 8.0 | 48.60 | =7 | 95.40 | 8 | 15.60 | |
| | | | 407C | 3.2 | 7.5 | 7.5 | 7.5 | 7.5 | 8.5 | 8.5 | 8.5 | 8.5 | 7.5 | 77.76 | 2 | 173.16 | 3 | 17.04 | |
| | | | 207C | 3.3 | 6.0 | 7.0 | 7.5 | 5.5 | 8.0 | 7.5 | 8.5 | 8.0 | 8.0 | 73.26 | 2 | 246.42 | 3 | 26.34 | |
| | | | 5253B | 3.4 | 8.0 | 7.5 | 8.5 | 8.0 | 8.5 | 8.5 | 8.0 | 8.5 | 8.0 | 83.64 | 3 | 330.06 | 3 | 33.48 | |
| 4 | GAMM Annett SUBSCHINSKI Nora | GER | 101B | 2.0 | 8.0 | 8.5 | 8.0 | 8.0 | 9.0 | 9.0 | 8.0 | 8.5 | 8.5 | 50.40 | 7 | 50.40 | 7 | 5.40 | |
| | | | 401B | 2.0 | 7.5 | 8.0 | 8.5 | 8.5 | 8.0 | 8.5 | 8.0 | 8.5 | 8.5 | 49.80 | 6 | 100.20 | 6 | 10.80 | |
| | | | 407C | 3.2 | 7.5 | 7.0 | 6.5 | 6.5 | 6.5 | 8.0 | 7.5 | 7.5 | 7.5 | 69.12 | 4 | 169.32 | 5 | 20.88 | |
| | | | 207C | 3.3 | 3.5 | 4.5 | 7.5 | 5.5 | 7.0 | 6.5 | 6.5 | 7.0 | 7.5 | 60.39 | 8 | 229.71 | 6 | 43.05 | |
| | | | 5253B | 3.4 | 7.5 | 7.0 | 7.5 | 7.5 | 8.0 | 8.0 | 8.0 | 8.5 | 8.5 | 80.58 | =4 | 310.29 | 4 | 53.25 | |
| 5 | DUNNICHAY Marybeth ISHIMATSU Haley | USA | 103B | 2.0 | 8.5 | 8.0 | 8.0 | 8.0 | 9.0 | 9.0 | 8.5 | 8.5 | 51.00 | =3 | 51.00 | =3 | 4.80 | | |
| | | | 301B | 2.0 | 7.5 | 8.0 | 8.0 | 8.5 | 9.0 | 9.0 | 8.5 | 8.5 | 9.0 | 51.00 | 5 | 102.00 | 5 | 9.00 | |
| | | | 107B | 3.0 | 4.5 | 5.5 | 7.0 | 7.0 | 7.0 | 6.5 | 7.5 | 7.0 | 7.0 | 60.30 | 8 | 162.30 | 8 | 27.90 | |
| | | | 407C | 3.2 | 7.0 | 7.0 | 5.5 | 4.5 | 8.0 | 7.0 | 7.0 | 7.5 | 7.5 | 66.24 | 4 | 228.54 | 8 | 44.22 | |
| | | | 5253B | 3.4 | 7.5 | 8.0 | 8.0 | 7.5 | 7.5 | 8.0 | 8.0 | 8.5 | 8.0 | 80.58 | =4 | 309.12 | 5 | 54.42 | |
| 6 | CHOE Kum Hui KIM Un Hyang | PRK | 401B | 2.0 | 8.5 | 8.5 | 9.0 | 9.0 | 9.0 | 9.5 | 8.5 | 9.0 | 9.0 | 53.40 | 2 | 53.40 | 2 | 2.40 | |
| | | | 301B | 2.0 | 7.0 | 8.5 | 8.0 | 8.5 | 9.0 | 9.5 | 8.5 | 9.0 | 8.5 | 51.60 | =3 | 105.00 | 2 | 6.00 | |
| | | | 107B | 3.0 | 5.5 | 6.5 | 6.0 | 5.0 | 8.0 | 7.5 | 7.5 | 7.5 | 7.5 | 61.20 | 7 | 166.20 | =6 | 24.00 | |
| | | | 407C | 3.2 | 6.0 | 5.0 | 5.5 | 5.0 | 7.5 | 7.5 | 7.5 | 7.0 | 7.5 | 63.36 | 6 | 229.56 | 7 | 43.20 | |
| | | | 5253B | 3.4 | 7.0 | 7.0 | 7.0 | 6.5 | 8.5 | 8.5 | 8.0 | 8.0 | 8.0 | 78.54 | 6 | 308.10 | 6 | 55.44 | |
| 7 | BENFEITO Meaghan FILION Roseline | CAN | 101B | 2.0 | 8.0 | 8.0 | 8.0 | 8.0 | 8.5 | 9.0 | 8.5 | 9.0 | 9.0 | 51.00 | =3 | 51.00 | =3 | 4.80 | |
| | | | 401B | 2.0 | 8.0 | 8.5 | 8.0 | 9.0 | 9.0 | 9.5 | 9.0 | 8.5 | 8.5 | 51.60 | =3 | 102.60 | 4 | 8.40 | |
| | | | 107B | 3.0 | 6.5 | 6.5 | 7.0 | 7.5 | 8.0 | 8.0 | 8.0 | 8.0 | 8.0 | 67.50 | 5 | 170.10 | 4 | 20.10 | |
| | | | 207C | 3.3 | 5.0 | 4.5 | 7.0 | 4.5 | 7.5 | 7.5 | 6.5 | 7.5 | 7.0 | 62.37 | 7 | 232.47 | 4 | 40.29 | |
| | | | 5253B | 3.4 | 6.0 | 7.0 | 6.0 | 5.0 | 8.0 | 7.5 | 8.0 | 8.0 | 8.0 | 73.44 | =7 | 305.91 | 7 | 57.63 | |
| 8 | COUCH Tonia POWELL Stacie | GBR | 401B | 2.0 | 7.5 | 8.0 | 8.5 | 8.5 | 8.5 | 9.0 | 8.5 | 9.0 | 51.00 | =3 | 51.00 | =3 | 4.80 | | |
| | | | 301B | 2.0 | 7.5 | 8.0 | 7.5 | 7.5 | 8.5 | 9.0 | 8.5 | 8.5 | 8.0 | 48.60 | =7 | 99.60 | 7 | 11.40 | |
| | | | 107B | 3.0 | 7.0 | 6.0 | 6.5 | 6.5 | 8.0 | 8.0 | 8.0 | 8.0 | 8.0 | 66.60 | 6 | 166.20 | =6 | 24.00 | |
| | | | 405B | 2.8 | 7.0 | 6.5 | 7.5 | 7.5 | 7.5 | 8.0 | 8.0 | 8.0 | 8.0 | 63.84 | 5 | 230.04 | 5 | 42.72 | |
| | | | 5253B | 3.4 | 7.0 | 7.0 | 6.5 | 6.0 | 7.5 | 7.5 | 7.5 | 8.0 | 7.5 | 73.44 | =7 | 303.48 | 8 | 60.06 | |

Legend:

DD Degree of difficulty No. Number Ovl Rk Overall rank
E Execution judge S Synchronisation judge = Indicates the same rank by points



NAC DIVING POOL
国家游泳中心跳水池
PISCINE DE PLONGEON DU CN

MON 星期一 LUN
11 AUG 2008
14:30

DIVING

跳水 / PLONGEON

MEN'S SYNCHRONISED 10M PLATFORM

男子双人10米跳台 / HAUT-VOL 10 M SYNCHRONISÉ - HOMMES

FINAL

决赛 / FINALE



PANEL OF JUDGES

裁判出场名单 / PANEL DES JUGES

| Function | Name | |
|-------------------------------|--------------------------------|-----|
| Referee | McFARLAND Stephen | TDC |
| Assistant Referee | ZHOU Jihong | TDC |
| Execution Judges | | |
| E1 | WILSON Adrienne | |
| E2 | SISSONS Ann | |
| E3 | KELEMEN Ildiko | |
| E4 | YUASA Yoshino | |
| Synchronisation Judges | | |
| S1 | NOVOTNA Hana | |
| S2 | ROCHA Sergio | |
| S3 | MANZONI Renato | |
| S4 | BOYS Beverley | |
| S5 | van de KONIJNENBURG Franciscus | |
| Alternate Judge | GUEVARA Freddy Jose | |

Legend:

TDC FINA Technical Diving Committee



NAC DIVING POOL
国家游泳中心跳水池
PISCINE DE PLONGEON DU CN

MON 星期一 LUN
11 AUG 2008
14:30

DIVING
跳水 / PLONGEON

MEN'S SYNCHRONISED 10M PLATFORM
男子双人10米跳台 / HAUT-VOL 10 M SYNCHRONISÉ - HOMMES

FINAL
决赛 / FINALE



RESULTS

比赛成绩 / RÉSULTATS

| Rank | Name | NOC Code | Total Points | Points Behind |
|------|---|----------|--------------|---------------|
| 1 | LIN Yue HUO Liang | CHN | 468.18 | |
| 2 | HAUSDING Patrick KLEIN Sascha | GER | 450.42 | 17.76 |
| 3 | GALPERIN Gleb DOBROSKOK Dmitriy | RUS | 445.26 | 22.92 |
| 4 | HELM Mathew NEWBERY Robert | AUS | 444.84 | 23.34 |
| 5 | BOUDIA David FINCHUM Thomas | USA | 440.64 | 27.54 |
| 6 | ORTEGA Victor URAN Juan Guillermo | COL | 423.66 | 44.52 |
| 7 | GUERRA OLIVA Jose Antonio FORNARIS Erick | CUB | 409.38 | 58.80 |
| 8 | ALDRIDGE Blake DALEY Thomas | GBR | 408.48 | 59.70 |



DETAILED RESULTS

详细比赛成绩 / RÉSULTATS DÉTAILLÉS

| Rank | Name | NOC Code | Dive No. | DD | Judge's Score | | | | | | | | | | Dive Points | Dive Rank | Total Points | Ovl Rk | Points Behind |
|------|--|----------|----------|-----|---------------|-----|-----|-----|-----|-----|-----|-----|-------|-------|-------------|-----------|--------------|--------|---------------|
| | | | | | E1 | E2 | E3 | E4 | S1 | S2 | S3 | S4 | S5 | | | | | | |
| 1 | LIN Yue HUO Liang | CHN | 101B | 2.0 | 9.5 | 9.5 | 9.5 | 9.5 | 10 | 9.5 | 9.5 | 9.5 | 9.5 | 57.00 | 1 | 57.00 | 1 | | |
| | | | 401B | 2.0 | 10 | 10 | 9.5 | 9.5 | 10 | 10 | 10 | 10 | 10 | 59.40 | 1 | 116.40 | 1 | | |
| | | | 5253B | 3.4 | 8.5 | 9.0 | 8.5 | 8.5 | 9.0 | 9.0 | 9.0 | 8.5 | 9.0 | 89.76 | 1 | 206.16 | 1 | | |
| | | | 407C | 3.2 | 9.0 | 8.5 | 9.0 | 9.0 | 9.0 | 9.0 | 9.5 | 9.0 | 9.0 | 86.40 | 2 | 292.56 | 1 | | |
| | | | 307C | 3.4 | 8.5 | 8.0 | 8.5 | 9.0 | 9.0 | 8.5 | 8.5 | 8.0 | 8.5 | 86.70 | 3 | 379.26 | 1 | | |
| | | | 5255B | 3.8 | 6.5 | 4.5 | 8.0 | 9.0 | 8.0 | 8.0 | 8.0 | 8.5 | 8.5 | 88.92 | 5 | 468.18 | 1 | | |
| 2 | HAUSDING Patrick KLEIN Sascha | GER | 103B | 2.0 | 8.0 | 7.5 | 8.5 | 8.5 | 8.5 | 9.0 | 9.0 | 9.5 | 9.5 | 52.80 | =3 | 52.80 | =3 | 4.20 | |
| | | | 403B | 2.0 | 8.0 | 9.0 | 9.0 | 9.0 | 9.0 | 8.5 | 9.0 | 9.0 | 54.00 | 4 | 106.80 | 3 | 9.60 | | |
| | | | 5253B | 3.4 | 8.0 | 8.0 | 8.0 | 8.5 | 8.5 | 9.0 | 9.0 | 9.0 | 86.70 | =2 | 193.50 | 3 | 12.66 | | |
| | | | 207B | 3.6 | 4.5 | 5.0 | 7.0 | 6.0 | 6.5 | 7.5 | 8.0 | 7.5 | 7.0 | 71.28 | 7 | 264.78 | 4 | 27.78 | |
| | | | 307C | 3.4 | 8.0 | 8.5 | 8.5 | 8.5 | 8.5 | 8.5 | 9.0 | 9.5 | 9.0 | 88.74 | 2 | 353.52 | 3 | 25.74 | |
| | | | 5255B | 3.8 | 8.5 | 7.5 | 8.5 | 8.0 | 8.5 | 8.5 | 8.5 | 9.5 | 9.0 | 96.90 | 1 | 450.42 | 2 | 17.76 | |
| 3 | GALPERIN Gleb DOBROSKOK Dmitriy | RUS | 401B | 2.0 | 9.5 | 8.5 | 9.0 | 9.0 | 9.0 | 9.5 | 8.5 | 8.5 | 9.0 | 53.40 | 2 | 53.40 | 2 | 3.60 | |
| | | | 103B | 2.0 | 9.0 | 9.0 | 9.5 | 9.0 | 9.5 | 9.0 | 9.5 | 10 | 10 | 56.40 | 2 | 109.80 | 2 | 6.60 | |
| | | | 5253B | 3.4 | 8.5 | 9.5 | 8.5 | 8.5 | 8.5 | 8.5 | 8.5 | 7.5 | 7.5 | 86.70 | =2 | 196.50 | 2 | 9.66 | |
| | | | 407C | 3.2 | 9.0 | 9.5 | 8.5 | 9.0 | 8.5 | 9.0 | 9.5 | 9.5 | 9.5 | 88.32 | 1 | 284.82 | 2 | 7.74 | |
| | | | 307C | 3.4 | 8.5 | 9.0 | 5.0 | 4.5 | 7.0 | 7.0 | 7.0 | 7.0 | 6.5 | 70.38 | 8 | 355.20 | 2 | 24.06 | |
| | | | 5255B | 3.8 | 8.0 | 7.5 | 8.0 | 6.5 | 8.0 | 8.0 | 8.0 | 8.5 | 7.5 | 90.06 | 4 | 445.26 | 3 | 22.92 | |
| 4 | HELM Mathew NEWBERY Robert | AUS | 103B | 2.0 | 8.5 | 9.0 | 8.5 | 9.0 | 9.0 | 8.5 | 8.5 | 9.0 | 9.0 | 52.80 | =3 | 52.80 | =3 | 4.20 | |
| | | | 401B | 2.0 | 9.0 | 8.5 | 9.0 | 8.5 | 9.5 | 9.0 | 8.5 | 8.5 | 9.5 | 53.40 | 5 | 106.20 | =4 | 10.20 | |
| | | | 5253B | 3.4 | 8.5 | 7.5 | 8.5 | 8.5 | 8.0 | 8.5 | 8.5 | 8.0 | 8.0 | 84.66 | 4 | 190.86 | 4 | 15.30 | |
| | | | 407C | 3.2 | 7.5 | 8.0 | 7.0 | 7.5 | 7.5 | 7.0 | 7.5 | 8.0 | 7.5 | 72.00 | 6 | 262.86 | 5 | 29.70 | |
| | | | 207B | 3.6 | 8.0 | 8.0 | 8.0 | 8.5 | 9.0 | 8.5 | 8.5 | 8.5 | 8.0 | 89.64 | 1 | 352.50 | 4 | 26.76 | |
| | | | 5255B | 3.8 | 7.5 | 8.0 | 8.5 | 8.0 | 8.5 | 8.0 | 8.0 | 8.5 | 8.0 | 92.34 | 3 | 444.84 | 4 | 23.34 | |
| 5 | BOUDIA David FINCHUM Thomas | USA | 103B | 2.0 | 8.5 | 8.5 | 8.5 | 9.0 | 8.0 | 8.5 | 9.0 | 9.0 | 8.5 | 51.60 | 6 | 51.60 | 6 | 5.40 | |
| | | | 401B | 2.0 | 9.0 | 9.0 | 9.0 | 8.5 | 9.5 | 9.0 | 9.5 | 9.0 | 9.0 | 54.60 | 3 | 106.20 | =4 | 10.20 | |
| | | | 5253B | 3.4 | 6.0 | 8.0 | 7.5 | 8.0 | 8.0 | 7.5 | 8.0 | 8.0 | 8.0 | 80.58 | 6 | 186.78 | 5 | 19.38 | |
| | | | 307C | 3.4 | 6.0 | 7.5 | 8.5 | 8.0 | 7.5 | 8.5 | 8.5 | 9.0 | 8.0 | 82.62 | 3 | 269.40 | 3 | 23.16 | |
| | | | 407C | 3.2 | 7.5 | 7.5 | 8.5 | 9.0 | 8.0 | 8.0 | 8.5 | 8.5 | 8.0 | 77.76 | 5 | 347.16 | 5 | 32.10 | |
| | | | 5255B | 3.8 | 8.0 | 8.0 | 8.0 | 9.0 | 8.0 | 8.0 | 8.5 | 9.0 | 8.5 | 93.48 | 2 | 440.64 | 5 | 27.54 | |
| 6 | ORTEGA Victor URAN Juan Guillermo | COL | 201B | 2.0 | 7.5 | 7.0 | 7.5 | 8.0 | 8.0 | 8.0 | 7.5 | 8.0 | 8.0 | 46.80 | 8 | 46.80 | 8 | 10.20 | |
| | | | 301B | 2.0 | 9.0 | 7.5 | 9.0 | 8.5 | 8.5 | 8.5 | 9.0 | 9.0 | 9.5 | 52.80 | 6 | 99.60 | 7 | 16.80 | |
| | | | 5253B | 3.4 | 8.0 | 8.0 | 8.5 | 8.5 | 8.5 | 8.0 | 8.0 | 7.5 | 8.0 | 82.62 | 5 | 182.22 | 6 | 23.94 | |
| | | | 407C | 3.2 | 8.0 | 7.0 | 9.0 | 8.5 | 8.0 | 8.0 | 8.5 | 8.5 | 9.0 | 79.68 | 4 | 261.90 | 6 | 30.66 | |
| | | | 207C | 3.3 | 7.0 | 8.0 | 9.0 | 8.5 | 8.5 | 7.5 | 8.0 | 8.5 | 8.0 | 81.18 | 4 | 343.08 | 6 | 36.18 | |
| | | | 307C | 3.4 | 8.0 | 8.5 | 7.5 | 7.5 | 8.0 | 7.5 | 8.0 | 8.0 | 8.0 | 80.58 | 7 | 423.66 | 6 | 44.52 | |
| 7 | GUERRA OLIVA Jose Antonio FORNARIS Erick | CUB | 401B | 2.0 | 8.0 | 8.0 | 8.0 | 8.5 | 8.5 | 8.5 | 8.5 | 8.0 | 8.5 | 49.80 | 7 | 49.80 | 7 | 7.20 | |
| | | | 103B | 2.0 | 8.0 | 7.5 | 8.0 | 8.0 | 8.0 | 8.0 | 8.0 | 8.0 | 8.0 | 48.00 | 8 | 97.80 | 8 | 18.60 | |
| | | | 5253B | 3.4 | 7.0 | 7.5 | 7.5 | 8.0 | 7.0 | 8.0 | 8.5 | 8.0 | 8.0 | 79.56 | 7 | 177.36 | 7 | 28.80 | |
| | | | 407C | 3.2 | 7.5 | 8.0 | 5.5 | 7.0 | 7.5 | 7.5 | 7.5 | 7.5 | 7.5 | 71.04 | 8 | 248.40 | 8 | 44.16 | |
| | | | 307C | 3.4 | 8.5 | 8.0 | 5.5 | 5.0 | 8.0 | 7.5 | 7.5 | 8.0 | 8.0 | 75.48 | 7 | 323.88 | 8 | 55.38 | |
| | | | 5255B | 3.8 | 7.5 | 7.5 | 6.5 | 6.5 | 7.5 | 7.5 | 8.0 | 8.0 | 8.5 | 85.50 | 6 | 409.38 | 7 | 58.80 | |
| 8 | ALDRIDGE Blake DALEY Thomas | GBR | 103B | 2.0 | 8.5 | 8.5 | 8.0 | 8.5 | 9.0 | 9.0 | 9.0 | 9.5 | 9.0 | 52.80 | =3 | 52.80 | =3 | 4.20 | |
| | | | 403B | 2.0 | 7.5 | 8.5 | 8.5 | 8.0 | 8.5 | 8.5 | 8.5 | 8.0 | 8.5 | 50.40 | 7 | 103.20 | 6 | 13.20 | |
| | | | 407C | 3.2 | 6.0 | 7.0 | 7.5 | 7.5 | 7.5 | 7.0 | 8.0 | 8.0 | 8.5 | 72.96 | 8 | 176.16 | 8 | 30.00 | |
| | | | 207C | 3.3 | 5.5 | 7.5 | 7.0 | 7.5 | 7.0 | 7.5 | 8.0 | 8.5 | 8.0 | 75.24 | 5 | 251.40 | 7 | 41.16 | |
| | | | 307C | 3.4 | 7.5 | 7.0 | 7.5 | 7.5 | 7.5 | 7.5 | 8.0 | 8.0 | 7.5 | 77.52 | 6 | 328.92 | 7 | 50.34 | |
| | | | 5253B | 3.4 | 8.5 | 8.0 | 7.0 | 7.0 | 8.0 | 8.0 | 8.0 | 8.0 | 8.0 | 79.56 | 8 | 408.48 | 8 | 59.70 | |

Legend:

DD Degree of difficulty No. Number Ovl Rk Overall rank
E Execution judge S Synchronisation judge = Indicates the same rank by points



Beijing 2008



Equestrian

9-21 August

OFFICIAL RESULTS BOOK



**EVENTING**

| Function | Name | NOC |
|------------------------------|------------------------------|-----|
| Technical Delegate | Mr Giuseppe DELLA CHIESA | ITA |
| Ground Jury President | Mr Martin PLEWA | GER |
| Member | Mrs Marilyn PAYNE | USA |
| Member | Mr Christian LANDOLT | SUI |
| Jumping Judge | Dr Hanno DOHN | GER |
| Assistant Technical Delegate | Mr Andrew GRIFFITHS | GBR |
| Course Designer | Mr Michael ETHERINGTON-SMITH | GBR |

DRESSAGE

| Function | Name | NOC |
|-----------------------|------------------------|-----|
| FEI Delegate | Mrs Mariette WITHAGES | BEL |
| Ground Jury President | Mr Gotthilf RIEXINGER | GER |
| Member | Mr Gary ROCKWELL | USA |
| Member | Mr Ghislain FOUARGE | NED |
| Member | Dr Jean Michel ROUDIER | FRA |
| Member | Mr Leif TORNBLAD | DEN |
| Member | Ms Minako FURUOKA | JPN |
| Member | Dr Barnabas MANDI | HUN |

JUMPING

| Function | Name | NOC |
|-----------------------|----------------------|-----|
| Technical Delegate | Mr Olaf PETERSEN | GER |
| Ground Jury President | Dr Hanno DOHN | GER |
| Membre | Mr David DISTLER | USA |
| Membre | Mr Jean-Loup CAPLAIN | FRA |
| Membre | Mr Chang-Kyoo YANG | KOR |
| Course designer | Mr Steve STEPHENS | USA |
| Course designer | Mr Leopoldo PALACIOS | VEN |
| Footing Expert | Mr Oliver HOBERG | GER |

STEWARDS

| Function | Name | NOC |
|------------------------|-----------------------|-----|
| Overall Chief Steward | Mr Nai Yue HO | SIN |
| Jumping Chief Steward | Mr Luiz Antonio ROCCO | BRA |
| Dressage Chief Steward | Mr Jacques VAN DAELE | BEL |
| Eventing Chief Steward | Mr Jürgen PETERSHAGEN | GER |

VETERINARY

| Function | Name | NOC |
|---------------------------------|-------------------------|-----|
| Foreign Vet Delegate | Prof Leo Broof JEFFCOTT | GBR |
| President Veterinary Commission | Dr Nigel Bruce NICHOLS | AUS |
| Associate member | Dr Keith WATKINS | HKG |
| Associate member | Dr Paul FARRINGTON | GBR |
| FEI MCP Veterinarian | Dr Warwick VALE | AUS |
| FEI MCP Veterinarian | Dr Miklos JARMY | HUN |

APPEAL COMMITTEE

| Function | Name | NOC |
|------------------------------|-----------------------|-----|
| President and Jumping Member | Mrs Yolanda MATALLANA | COL |
| Appeal Committee member | Dr Wojtek MARKOWSKI | POL |
| Appeal Committee member | Mrs Anne Mette BINDER | DEN |

FEI TRIBUNAL

| Function | Name | NOC |
|--------------------|----------------|-----|
| Tribunal President | Mr Erik ELSTAD | NOR |

FEI ITO Volunteers/Extra Officials

| Function | Name | NOC |
|-----------------------------------|---------------------------|-----|
| Eventing Cross Country Controller | Mr Geoff SINCLAIR | AUS |
| Eventing Steward Finish Area | Mr Martin MoLLGARD | SWE |
| Eventing Scorer | Mrs Virginia CAMPELLO | ITA |
| Eventing Sector Steward | Mr Neil CLINTON | AUS |
| Eventing Sector Steward | Mrs Gretchen BUTTS | USA |
| Eventing Sector Steward | Mr Jean Marc VARILLON | FRA |
| Eventing Sector Steward | Mrs Christina KLINGSPOR | SWE |
| Jumping Steward | Mr John CHAMBERS | IRL |
| Jumping Steward | Mr Frank SPADINGER | AUT |
| Jumping Steward | Mr Stephen HELLWIG | GER |
| Jumping Steward | Mrs Frances HESKETH-JONES | ITA |
| Jumping Steward | Cdt Gérard LONGIS | FRA |
| Jumping Ring Master | Mr Pedro CEBULKA | GER |
| Press Steward | Mr Justin LLEWELLYN | GBR |

Entry List by Event As of 21 AUG 2008
比赛小项报名名单 / Liste des inscrits par épreuve

| NOC Code | Rider | Date of Birth | Gender | Horse No | Horse | Year of Birth | Sex | Colour | Breed | Passport Number | Sire | Owner | Groom |
|----------|----------------------|---------------|--------|----------|-------------------------|---------------|-----|--------|--------|-----------------|-----------------|---------------------------------------|------------------|
| AUS | FREDERICKS Clayton | 17 NOV 1967 | M | 102 | BEN ALONG TIME | 1995 | GD | BA | ISH | GBR10245 | CAVALIER ROYALE | CLAYTON FREDERI. EDWIN MCAULEY | LISA BAKER |
| AUS | FREDERICKS Lucinda | 28 SEP 1965 | W | 103 | HEADLEY BRITANNIA | 1993 | MA | CH | NL | GBR09500 | JUMBO | PAULINE FREDERI. ROBERT FREDERICKS | KATE HORT |
| AUS | JOHNSON Sonja | 14 DEC 1967 | W | 105 | RINGWOULD JAGUAR | 1991 | GD | DB | NL | AUS00919 | JENSENS MAN | PHOEBE JOHNSON AUGUSTA SAUDERS | NATALIE HIBBERT |
| AUS | JONES Megan | 6 NOV 1976 | W | 104 | IRISH JESTER | 1993 | GD | GR | ISH | AUS01048 | IRISH ENOUGH | MARGARET JONES | KAREN CONK |
| AUS | ROSE Shane | 24 APR 1973 | M | 101 | ALL LUCK | 1994 | GD | BA | NL | AUS01350 | | ANGELA SHACKLADY | MICHELLE ROBSON |
| AUT | AMBROS Harald | 19 MAR 1980 | M | 106 | QUICK | 1993 | GD | NL | BWP | BEL07448 | FIRST MATE XX | AMBROS GERHARD STELZL CHRISTIAN | MAIER BERNHARD |
| BEL | DONCKERS Karin | 28 MAY 1971 | W | 108 | GAZELLE DE LA BRASSERIE | 1994 | MA | BA | CH | SUI07963 | KARACONODO | PELLAUX JACQUES STERKENSLEA | DONCKERS VIC |
| BEL | van SPRINGEL Joris | 8 FEB 1963 | M | 107 | BOLD ACTION | 1992 | GD | BA | NL | BEL07918 | CRICKET BALL XX | VANSRINGEL OWEN VAN ROY MIET | HOOGLAND FLORIN. |
| BLR | POITA Viachaslau | 11 NOV 1982 | M | 109 | ENERGIYA | 1995 | MA | BA | NL | BLR00094 | UNKNOWN | REP OLYMP EQUES. | |
| BLR | TSELIAPUSHKINA Alena | 22 JAN 1969 | W | 110 | PASSAT | 1997 | GD | BA | TRAK | BLR00123 | PUNSH | MOGILEV REGIONA. | |
| BRA | MOREIRA Jeferson | 27 SEP 1965 | M | 112 | ESCUDEIRO | 1999 | GD | GR | Bras-H | BRA40091 | BARAO | COUTO RUY MOURA ALMEIDA | LESCHONSKY |
| BRA | PARO Andre | 7 APR 1975 | M | 113 | LAND HEIR | 1994 | GD | BA | AA | BRA01491 | LAND RITTER | PARO CARLOS MAGNO | PESSIN LUIZ GUS. |
| BRA | SALGADO Fabricio | 28 NOV 1978 | M | 111 | BUTTERFLY | 1995 | MA | CH | AA | BRA01795 | UNK NOWN | RABELLO VITORIA | FREITAS |
| BRA | TOSI Marcelo | 14 AUG 1969 | M | 114 | SUPER ROCKY | 1996 | GD | BA | NL | BRA01442 | ROI NORMAND | SENNA ROBERTO SENNA ROBERTA | GILL ELIZABETH |
| BRA | TRISTAO Saulo | 15 AUG 1988 | M | 115 | TOTSIE | 1998 | MA | CH | NL | BRA02027 | SENNY S HALO | TRISTAO ERNANI TRISTAO LEA | NUNES FERNANDO |
| CAN | CARTER Kyle | 8 JAN 1969 | M | 120 | MADISON PARK | 1998 | GD | DB | NL | USA10528 | UNKNOWN | SHINTON NICOLE CATER JENNIFER | WINTON PAIGE |

Entry List by Event As of 21 AUG 2008
比赛小项报名名单 / Liste des inscrits par épreuve

| NOC Code | Rider | Date of Birth | Gender | Horse No | Horse | Year of Birth | Sex | Colour | Breed | Passport Number | Sire | Owner | Groom |
|----------|------------------|---------------|--------|----------|--------------------|---------------|-----|--------|-------|-----------------|------------------|--------------------------------------|------------------|
| CAN | DONNELLY Sandra | 26 SEP 1969 | W | 116 | BUENOS AIRES | 1997 | GD | BA | CWHBA | CAN02504 | BAJAZZO | DONNELLY MARY DONNELLY JOHN | BIERI MARLENE |
| CAN | O'HANLON Selena | 21 MAR 1981 | W | 117 | COLOMBO | 1994 | GD | BA | SWB | SWE03842 | EIGHTY EIGHT KE. | DAVIES MICHAEL DAVIES ELAINE | NUNN PAMELA |
| CAN | TAYLOR Samantha | 25 MAY 1983 | W | 119 | LIVEWIRE | 1998 | GD | GR | NL | CAN02498 | UNKNOWN | TAYLOR SAMANTHA ST JACQUES PIERRE | WOOD STACEY |
| CAN | WINTER Mike | 16 AUG 1974 | M | 118 | KING PIN | 1996 | GD | CH | ISH | USA09548 | FURISTO | WINTER MICHAEL EDWARDS SUSAN | CAZIER KELLEY |
| CHI | ITURRIAGA Sergio | 3 AUG 1974 | M | 121 | LAGO RUPANCO | 1997 | GD | CH | SF | CHI00384 | | EJERCITO DE CHI. | |
| CHI | STANGHER Ricardo | 17 MAY 1969 | M | 122 | LITERAL | 1997 | ST | BA | SF | CHI00457 | | EJERCITO DE CHI. | |
| CHN | HUA TIAN Alex | 25 OCT 1989 | M | 123 | CHICO | 1996 | GD | GR | AA | GER25070 | CARRLUS I | JIANG MINGZAN KONG FENGCHAN | FROST ELODIE TA. |
| CZE | HATLA Jaroslav | 5 MAY 1973 | M | 124 | KARLA | 1997 | MA | BA | SAWHS | CZE00560 | NARCOS II | JIRIK DANIEL | JANECKOVA |
| DEN | FLARUP Peter | 10 APR 1976 | M | 125 | SILVER RAY | 1994 | GD | GR | UN | DEN02227 | ROPE TRICK | FLARUP JRGEN FLARUP JONNA | THOMASSEN ANNE |
| FRA | ADDE Jean Renaud | 24 OCT 1970 | M | 129 | HASTON D' ELPEGERE | 1995 | GD | BA | AA | FRA09811 | TASSILI D' ELPE. | GUITTARD FRANCK | BRIAND LAUREN |
| FRA | DHENNIN Didier | 5 NOV 1961 | M | 130 | ISMENE DU TEMPLE | 1996 | MA | BA | SF | FRA09928 | CABDULA DU THIL. | CONIN BARBARA | MARQUET FREDERIC |
| FRA | TOUZAIN Nicolas | 10 MAY 1980 | M | 128 | GALAN DE SAUVAGERE | 1994 | GD | GR | SF | FRA08469 | JOLY JUMPER | TOUZAIN JEAN-Y. | GELU STEPHANIE |
| FRA | VIGEANEL Eric | 4 AUG 1972 | M | 126 | CORONADO PRIOR | 1990 | GD | BA | AA | FRA06314 | GARITCHOU | GUILLET JULIE | GUILLET JULIE |
| GBR | COOK Kristina | 31 AUG 1970 | W | 132 | MINERS FROLIC | 1998 | GD | DB | UN | GBR13985 | MINERS LAMP | PELHAM SARAH EMBIRICOS VALDA | TOLLEY RACHEL |
| GBR | DICK Daisy | 29 MAR 1972 | W | 134 | SPRING ALONG | 1993 | GD | BA | ISH | GBR09551 | UNKNOWN | DICK MARY DICK ALEXANDER | DORMAN ALICE |
| GBR | FOX-PITT William | 2 JAN 1969 | M | 133 | PARKMORE ED | 1993 | GD | BA | ISH | GBR09786 | PARKMORE NIGHT | ADKINS PHILIP ADKINS NASTASSIA | POTTS JACKIE |

Entry List by Event As of 21 AUG 2008
比赛小项报名名单 / Liste des inscrits par épreuve

| NOC Code | Rider | Date of Birth | Gender | Horse No | Horse | Year of Birth | Sex | Colour | Breed | Passport Number | Sire | Owner | Groom |
|----------|---------------------|---------------|--------|----------|----------------------|---------------|-----|--------|-------|-----------------|-----------------|--|------------------|
| GBR | HUNT Sharon | 11 OCT 1977 | W | 135 | TANKERS TOWN | 1994 | GD | CH | ISH | GBR10452 | DIAMOND CLOVER | HUNT TERRY HUNT JANICE | SMITH SOPHIE |
| GBR | KING Mary | 8 JUN 1961 | W | 131 | CALL AGAIN CAVALIER | 1992 | GD | BA | ISH | GBR09124 | CAVALIER ROYALE | DAVIES EDWIN DAVIES SUSAN | SHONK BERNIE |
| GER | DIBOWSKI Andreas | 29 MAR 1966 | M | 137 | BUTTS LEON | 1997 | GD | BA | HANN | GER23352 | HERALDIK | | |
| GER | KLIMKE Ingrid | 1 APR 1968 | W | 136 | ABRAXXAS | 1997 | GD | BA | HANN | GER24151 | HERALDIK XX | BUSACKER ANDREAS SPETHMANN MICHAEL | THIEMANN CARMEN |
| GER | OSTHOLT Frank | 23 SEP 1975 | M | 139 | MR. MEDICOTT | 1999 | GD | CH | ISH | GER26715 | CRUISING | HORST GERHARD H. ALGOTSSON SARA | WEDDIGE INSA KR. |
| GER | ROMEIKE Hinrich | 27 MAY 1963 | M | 138 | MARIUS | 1994 | GD | GR | HOLST | GER21364 | CONDRIEU XX | ROMEIKE SUSANNE GRAF EURANTZAU BREDO | VON ALWOERN SVA. |
| GER | THOMSEN Peter | 4 APR 1961 | M | 140 | THE GHOST OF HAMISH | 1996 | GD | CH | NL | GER19794 | UNKNOWN | THOMSEN KIRSTEN SCHWARZ RUDIGER | LUEHMANN PETRA |
| IRL | CURRAN Geoffrey | 5 MAY 1980 | M | 143 | KILKISHEN | 1996 | GD | BA | ISH | IRL02817 | CAVALIER ROYALE | CASSIDY MAVRICE MACSWEENEY BRIAN | KEARNEY RICHARD |
| IRL | GRIFFIN Niall | 12 AUG 1977 | M | 144 | LORGAINÉ | 1995 | GD | CH | ISH | IRL02604 | BALLINJVELLA | GRIFFIN LIAM JACKSON POLLY | MOLVERLEY PAULA |
| IRL | LYONS Louise | 10 JUL 1976 | W | 145 | WATERSHIP DOWN | 1997 | GD | BA | ISH | IRL03466 | ANDRETTI | MARCH LAVRIE MARCH PIP | KAREN JANITA |
| IRL | O'CONNOR Austin | 12 OCT 1974 | M | 142 | HOBBY DU MEE | 1995 | GD | CH | SF | FRA09187 | FAYRILAND II | CHINN JANETTE LT.COL BILLY HARRINGTON | O'CONNOR KATHRIN |
| IRL | RYAN Patricia | 10 DEC 1973 | W | 141 | FERNHILL CLOVER MIST | 1996 | GD | BA | ISH | IRL03319 | WILTEALY SPRING | HENRY CAROL FOLEY SHEILA | DONEGAN MAKION |
| ITA | BORDONE Susanna | 9 SEP 1981 | W | 146 | AVA | 1992 | MA | BA | UN | AUS00674 | AACHEN | BORDONE MARIA G. SORDI SIMONE | PRINGLE LAURA |
| ITA | BRECCIAROLI Stefano | 19 NOV 1974 | M | 147 | CAPPA HILL | 1993 | GD | CH | ISH | GBR09157 | UNKNOWN | SIMONCINI FRANC. CARCIA MARIA FRANCESCA | MATURI ANDREA |
| ITA | MAGNI Fabio | 12 MAR 1967 | M | 150 | SOUTHERN KING V | 1995 | GD | BA | BWP | ITA07275 | BAYARD D'ELLE | GARBARI ALBINO HORN HANS | SPAZIANI ALESSIA |

Entry List by Event As of 21 AUG 2008
比赛小项报名名单 / Liste des inscrits par épreuve

| NOC Code | Rider | Date of Birth | Gender | Horse No | Horse | Year of Birth | Sex | Colour | Breed | Passport Number | Sire | Owner | Groom |
|----------|-------------------|---------------|--------|----------|-------------------|---------------|-----|--------|-------|-----------------|------------------|--|------------------|
| ITA | PANIZZON Vittoria | 14 SEP 1983 | W | 149 | ROCK MODEL | 1995 | GD | DB | AES | GBR10671 | ROCK KING | BULLEN VITTORIA CRUICKSHANK SARAH | PARKER MELANTE |
| ITA | ROTATORI Roberto | 14 NOV 1967 | M | 148 | IRHAM DE VIAGES | 1996 | GD | BA | SF | FRA10539 | KING'S ROAD | MALASPINA ADRIA. MALASPINA GIUSEPPE | BARTOLI FEDERICA |
| JAM | ALBERT Samantha | 31 MAY 1971 | W | 151 | BEFORE I DO IT | 1995 | MA | CH | NL | JAM00025 | BILLION | BROOKS ELIZABETH LYNES SADIE | HYSHOP BRIAN |
| JPN | OIWA Yoshiaki | 19 JUL 1976 | M | 152 | GORGEOUS GEORGE | 1996 | GD | GR | NL | JPN40031 | UNKNOWN | NAKAKURA / IKEG. HOY BETTINA | STRADERICK DONNA |
| NED | LIPS Tim | 7 OCT 1985 | M | 153 | ONCARLOS | 1996 | GD | BA | KWPN | NED07922 | FARAM | FRIJDAL CHRISTI. FRIJDAL HERMINE | LIPS ANNETTE |
| NZL | MEYER Joe | 27 OCT 1970 | M | 157 | SNIP | 1992 | GD | GR | NL | NZL00414 | SILENT HUNTER | MAMAKU STUD JOE MEYER | KRISTIN LUNDKUI. |
| NZL | NICHOLSON Andrew | 1 AUG 1961 | M | 156 | LORD KILLINGHURST | 1991 | GD | DB | UN | GBR07881 | SULAFAH | ROBIN SALMON AN. ANDREW NICHOLSON | ARTHUR DUFFORT |
| NZL | POWELL Caroline | 14 MAR 1973 | W | 155 | LENAMORE | 1993 | GD | GR | ISH | GBR09616 | SEA CREST | LEXI MACKINNON CAROLINE POWELL | GILLIAN FORD |
| NZL | TODD Mark | 1 MAR 1956 | M | 154 | GANDALF | 1998 | GD | GR | NL | NZL00972 | PINTADO DESPERA. | NEW ZEALAND BLO. MARK TODD AND CAROLINE | CARLOS CAMPON A. |
| NZL | TOMPKINS Heelan | 10 APR 1978 | W | 158 | SUGOI | 1996 | GD | DB | NL | NZL01138 | CORAL REEF | HEELAN TOMPKINS | AMANDA BROWN |
| POL | SPISAK Pawel | 29 SEP 1981 | M | 160 | WERIUSZ | 1994 | GD | DB | PHBA | POL01087 | CHYSZOW(XX) | SPISAK LESTAW | |
| POL | SPOLOWICZ Artur | 11 OCT 1963 | M | 159 | WAG | 1997 | GD | DB | PHBA | POL01399 | OMEN(XX) | BONIMIRSKA MAGD. | |
| RUS | ATROHOV Igor | 18 JAN 1960 | M | 161 | ELKASAR | 1998 | GD | CH | NL | UKR00076 | AVRAL | IGNATYEVA MARIA | VERBITSKAYA NAT. |
| RUS | MARTYSHEV Valery | 14 MAR 1964 | M | 162 | KINZHAL | 1998 | ST | DB | NL | RUS00721 | PINK WINCHER | ABRAMOV NIKOLAY | ZUEVA LYUBOV |
| SUI | REALINI Tiziana | 3 MAR 1984 | W | 163 | GAMOUR | 1995 | GD | DB | CH | SUI08502 | GERVANTUS 2 | REALINI LUCA HASENBPHLER PETER | HENZEN HANS |
| SWE | ALBERT Dag | 17 NOV 1969 | M | 168 | TUBBER REBEL | 2000 | GD | GR | ISH | SWE40162 | RICH REBEL | HANSON CARL HANSON SALLY | |

Entry List by Event As of 21 AUG 2008
比赛小项报名名单 / Liste des inscrits par épreuve

| NOC Code | Rider | Date of Birth | Gender | Horse No | Horse | Year of Birth | Sex | Colour | Breed | Passport Number | Sire | Owner | Groom |
|----------|---------------------|---------------|--------|----------|------------------|---------------|-----|--------|-------|-----------------|------------------|---------------------------------------|------------------|
| SWE | ALGOTSSON Linda | 22 MAR 1972 | W | 167 | STAND BY ME | 1990 | GD | BA | SWB | SWE02654 | STANFORD | LESCH ELMAR ALGOTSSON MARGARETA | |
| SWE | CARLERBACK Viktoria | 27 JAN 1973 | W | 164 | BALLY'S GERONIMO | 1993 | GD | BA | SWB | SWE03780 | STRONG STATEMENT | CARLERBACK MARIE EKMAN GUSTAF | |
| SWE | GALLERDAL Magnus | 10 AUG 1979 | M | 165 | KEYMASTER | 1993 | GD | BA | NL | SWE03317 | EIGHTY EIGHT KE. | GALLERDAL LARS- GALLERDAL MARIANNE | |
| SWE | NORLING Katrin | 4 APR 1979 | W | 166 | PANDORA | 1994 | MA | BA | AA | SWE03625 | LANECOURT | LARSSON CHRISTI. KARLSSON BENGT | |
| USA | DUTTON Phillip | 13 AUG 1963 | M | 169 | CONNAUGHT | 1993 | GD | BA | ISH | IRL02450 | BALLY SIMON | DUCHOSSOIS BRUCE DUTTON EVIE | FORD EMMA |
| USA | HOLDER Rebecca | 24 APR 1969 | W | 170 | COURAGEOUS COMET | 1996 | GD | GR | NL | USA09099 | COMET SHINE | HOLDER JR THOMAS WHITE ROBERT | DUNKERTON AUBREY |
| USA | MILES Gina | 27 NOV 1973 | W | 172 | MCKINLAIGH | 1994 | GD | LC | ISH | USA07539 | HIGHLAND KING | SCHULZ THOMAS MILES MORGAN | WILLIAMS SARA |
| USA | O'CONNOR Karen | 14 FEB 1958 | W | 171 | MANDIBA | 1999 | GD | BA | ISH | USA11356 | MASTER IMP | GOSWELL JOAN CLARKE SUSAN | CORCORAN MAX |
| USA | TRYON Amy | 24 FEB 1970 | W | 173 | POGGIO II | 1992 | GD | BA | NL | USA06024 | POLYNESIAN FLYER | HART MARK TRYON GREG | GREEN ALLYSON |

Note:
All changes are available in INFO

Entry List by Event As of 21 AUG 2008
比赛小项报名名单 / Liste des inscrits par épreuve

| NOC Code | Rider | Date of Birth | Gender | Horse No | Horse | Year of Birth | Sex | Colour | Breed | Passport Number | Sire | Owner | Groom |
|----------|-------|---------------|--------|----------|-------|---------------|-----|--------|-------|-----------------|------|-------|-------|
|----------|-------|---------------|--------|----------|-------|---------------|-----|--------|-------|-----------------|------|-------|-------|

| Legend: | | | | | | | | | | | | | | |
|---------------|---------|--|---|---|---|--|--------------------------------------|--------------|--|--|--|--|--|--|
| Rider | Gender: | M | Man | W | Woman | | | | | | | | | |
| Horse | Sex: | GD | Gelding | MA | Mare | ST | Stallion | | | | | | | |
| | Colour: | AP | Appaloosa | BA | Bay | BL | Black | | CH | Chestnut | | | | |
| | | CR | Cream | DB | Dark Bay | DC | Dark Chestnut | | DG | Dark Grey | | | | |
| | | DU | Dun | GR | Grey | LB | Light Bay | | LC | Light Chestnut | | | | |
| | | NL | Not listed | PA | Palomino | PB | Piebald/Skewbald | | RO | Roan | | | | |
| | | ST | Strawberry | | | | | | | | | | | |
| | Breed: | AA | Anglo-Arab | AAFE | Asociacion Argentina de Fomento Equino | AES | Anglo European Studbook | | AHS | The American Hanovrian Society | | | | |
| | | APH | Studbook Austrian Performance Horses | AWHA | Australian Warmblood Horse Association | AWR | American Warmblood Registry | | AWS | American Warmblood Society | | | | |
| | | BAD-WÜ | Pferdezuchtverband Baden-Württemberg e.V. | BAVAR | Landesverband Bayerischer Pferdezüchtere V. | BHHS | The British Hanoverian Horse Society | | BRAND | Landespfederzuchtverband Berlin-Brandenburg w.V. | | | | |
| | | Bras-H | Associaçao Brasileira de Criadores do Cavalo de Hipismo | Bri. WS | British Warmblood Society | BWP | Belgisch Warmbloedpaard v.z.w. | | CCDM | Criadores de Caballos Deportivos Mexicanos | | | | |
| Cdesp | | Caballo de Deporte Espanol | CH | Swiss Warmblood | CSHA | Canadian Sport Horse Association | | CWHBA | Canadian Warmblood Horse Breeders Ass. | | | | | |
| DWB | | Danish Warmblood Society | FWB | Finnish Warmblood | HAA | The Holsteiner Association of Australia | | HANN | Verband Hannoverscher Pferdezüchter e.V. | | | | | |
| HESS | | Verband Hessischer Pferdezüchter e.V. | HOLST | Verband der Züchter des Holsteiner Pferdes e.V. | HSBHA | Hungarian Sport Horse Breeders Association | | ISH | Irish Sport Horse | | | | | |
| ISREG | | International Sporthorse Registry Oldenburg Registry North America | KWPN | Koninklijk Warmbloed Paardenstamboek Nederland | LUSIT | Lusitanian | | MECKL | Verband der Pferdezüchter Mecklenburg-Vorpommern e.V. | | | | | |
| NA/WPN | | The Dutch Warmblood Studbook in North America | NL | Not listed | NRPS | Nederlands Rijpaarden en Pony Stamboek | | NWB | Norwegian Warmblood Association | | | | | |
| OLDBG | | Verband der Züchter des Oldenburger Pferdes e.V. | P.R.E | Pura Raza Español | PHBA | Polish Horse Breeders Association | | RHEIN | Rheinisches Pferdestammbuch e.V. | | | | | |
| SA | | Pferdezuchtverband Sachsen Anhalt e.v. | SACHS | Pferdezuchtverband Sachsen e.V. | SAWHS | South African Warmblood Association | | SBS | Stud-book sBs, le Cheval de Sport Belge | | | | | |
| SCSL | | Stud-book du Cheval de Selle Luxembourgeois | SDWA | Scottish Dutch Warmblood Association | SF | Stud-book Français du Cheval Selle Français | | SHBGB | Sport Horse Breeding of Great Britain | | | | | |
| SLS | | Studbook La Silla | SWB | Swedish Warmblood Association | THU | Verband der Thüringen Pferdezüchter | | TRAK | Verband der Züchter und Feunde des Ostpreussischen Warmblutpferdes Trakehner Abstammung e.V. | | | | | |
| UN | | Unknown | UNIRE | Unione Nazionale Incremento Razze Equine | VNP | Verband Niederösterreichischer Pferdezüchter | | WESTF | Westfälisches Pferdestammbuch e.V. | | | | | |
| ZANG | | Stud-book Zangersheide | ZVDP | Zuchtverband für Deutsche Pferde e.v. | ZWEIB | Pferdezuchtverband Rheinland-Pfalz-Saar e.V. | | | | | | | | |

**HK EQUESTRIAN VENUE(SHATIN)**

香港奥运马术比赛场(沙田)

SITE DE SHATIN DE HK

SAT 星期六 SAM

9 AUG 2008

6:30

EQUESTRIAN

马术 / SPORTS ÉQUESTRES

EVENTING TEAM

三项赛团体赛 / CONCOURS COMPLET PAR ÉQUIPES

DRESSAGE

盛装舞步 / DRESSAGE

**RESULTS**

比赛成绩 / RÉSULTATS

Ground Jury: E - LANDOLT Christian (SUI) C - PLEWA Martin (GER), President M - PAYNE Marilyn (USA)

| Rank | NOC | Rider No | Rider | Horse | E (Rk) | C (Rk) | M (Rk) | Total Penalties |
|------------------------------|-----|----------|---------------------|---------------------|------------|------------|--------------|-----------------|
| 1 AUS - Australia | | | | | | | | |
| | | 6 | FREDERICKS Clayton | BEN ALONG TIME | 78.15 (4) | 72.22 (14) | 75.56 (5) | 37.00 |
| | | 20 | FREDERICKS Lucinda | HEADLEY BRITANNIA | 82.22 (1) | 78.52 (3) | 78.52 (1) | 30.40 |
| | | 35 | JONES Megan | IRISH JESTER | 76.30 (5) | 78.15 (4) | 74.81 (9) | 35.40 |
| | | 51 | JOHNSON Sonja | RINGWOULD JAGUAR | 70.00 (20) | 70.00 (21) | 69.63 (20) # | 45.20 |
| | | 66 | ROSE Shane | ALL LUCK | 65.19 (45) | 62.59 (51) | 65.56 (37) # | 53.30 |
| 2 GER - Germany | | | | | | | | |
| | | 3 | THOMSEN Peter | THE GHOST OF HAMISH | 63.70 (48) | 64.44 (42) | 65.19 (40) # | 53.30 |
| | | 17 | OSTHOLT Frank | MR. MEDICOTT | 70.00 (20) | 69.63 (23) | 71.11 (17) # | 44.60 |
| | | 32 | ROMEIKE Hinrich | MARIUS | 75.19 (7) | 74.44 (8) | 75.56 (5) | 37.40 |
| | | 48 | KLIMKE Ingrid | ABRAXXAS | 78.52 (3) | 78.89 (2) | 75.56 (5) | 33.50 |
| | | 63 | DIBOWSKI Andreas | BUTTS LEON | 73.33 (14) | 72.59 (13) | 74.81 (9) | 39.60 |
| 3 USA - United States | | | | | | | | |
| | | 5 | TRYON Amy | POGGIO II | 69.63 (22) | 70.74 (18) | 66.67 (32) # | 46.50 |
| | | 19 | MILES Gina | MCKINLAIGH | 74.81 (9) | 74.44 (8) | 72.22 (13) | 39.30 |
| | | 34 | HOLDER Rebecca | COURAGEOUS COMET | 75.56 (6) | 75.93 (5) | 77.04 (2) | 35.70 |
| | | 50 | O'CONNOR Karen | MANDIBA | 71.11 (17) | 70.74 (18) | 74.44 (12) # | 41.90 |
| | | 65 | DUTTON Phillip | CONNAUGHT | 72.22 (15) | 70.74 (18) | 75.93 (4) | 40.60 |
| 4 GBR - Great Britain | | | | | | | | |
| | | 9 | DICK Daisy | SPRING ALONG | 66.30 (32) | 65.56 (36) | 64.81 (44) # | 51.70 |
| | | 23 | FOX-PITT William | PARKMORE ED | 65.56 (40) | 68.15 (26) | 65.93 (35) # | 50.20 |
| | | 38 | COOK Kristina | MINERS FROLIC | 74.81 (9) | 73.33 (11) | 71.48 (16) | 40.20 |
| | | 54 | HUNT Sharon | TANKERS TOWN | 71.11 (17) | 69.63 (23) | 72.22 (13) | 43.50 |
| | | 69 | KING Mary | CALL AGAIN CAVALIER | 74.44 (13) | 74.07 (10) | 75.19 (8) | 38.10 |
| 5 ITA - Italy | | | | | | | | |
| | | 4 | PANIZZON Vittoria | ROCK MODEL | 66.30 (32) | 67.41 (31) | 65.19 (40) # | 50.60 |
| | | 18 | BRECCIAROLI Stefano | CAPPA HILL | 67.04 (29) | 65.56 (36) | 67.41 (30) # | 50.00 |
| | | 33 | MAGNI Fabio | SOUTHERN KING V | 65.56 (40) | 65.93 (34) | 69.26 (25) | 49.60 |
| | | 49 | BORDONE Susanna | AVA | 74.81 (9) | 74.81 (7) | 74.81 (9) | 37.80 |
| | | 64 | ROTATORI Roberto | IRHAM DE VIAGES | 74.81 (9) | 75.56 (6) | 69.63 (20) | 40.00 |
| 6 NZL - New Zealand | | | | | | | | |
| | | 1 | TODD Mark | GANDALF | 65.56 (40) | 67.78 (30) | 67.78 (28) # | 49.40 |
| | | 15 | TOMPKINS Heelan | SUGOI | 64.07 (47) | 60.74 (54) | 64.07 (46) # | 55.60 |
| | | 30 | NICHOLSON Andrew | LORD KILLINGHURST | 71.11 (17) | 70.00 (21) | 69.63 (20) | 44.60 |
| | | 46 | MEYER Joe | SNIP | 68.89 (25) | 71.11 (17) | 72.22 (13) | 43.90 |
| | | 61 | POWELL Caroline | LENAMORE | 68.52 (28) | 65.93 (34) | 69.63 (20) | 48.00 |
| 7 SWE - Sweden | | | | | | | | |
| | | 8 | NORLING Katrin | PANDORA | 65.56 (40) | 63.33 (46) | 67.04 (31) | 52.00 |
| | | 22 | ALGOTSSON Linda | STAND BY ME | 75.19 (7) | 71.48 (15) | 70.37 (19) | 41.50 |
| | | 37 | CARLERBACK Viktoria | BALLY'S GERONIMO | 69.63 (22) | 68.15 (26) | 69.26 (25) | 46.50 |
| | | 53 | GALLERDAL Magnus | KEYMASTER | 65.56 (40) | 64.81 (41) | 60.37 (58) # | 54.60 |
| | | 68 | ALBERT Dag | TUBBER REBEL | 55.56 (64) | 56.67 (62) | 56.67 (65) # | 65.60 |
| 8 FRA - France | | | | | | | | |
| | | 25 | DHENNIN Didier | ISMENE DU TEMPLE | 71.85 (16) | 71.48 (15) | 71.11 (17) | 42.80 |
| | | 40 | TOUZAIN Nicolas | GALAN DE SAUVAGERE | | | #WD | 1000.00 |
| | | 56 | VIGEANEL Eric | CORONADO PRIOR | 64.44 (46) | 65.19 (40) | 64.44 (45) | 53.00 |
| | | 70 | ADDE Jean Renaud | HASTON D' ELPEGERE | 60.37 (53) | 62.96 (50) | 62.96 (50) | 56.90 |

Legend:**DSQ** Disqualified**RT** Retired**EL** Eliminated**WD** Withdrawn**Rk** Rank**#** Indicates that points do not count in team total

**HK EQUESTRIAN VENUE(SHATIN)**

香港奥运马术比赛场(沙田)

SITE DE SHATIN DE HK

SAT 星期六 SAM

9 AUG 2008

6:30

EQUESTRIAN

马术 / SPORTS ÉQUESTRES

EVENTING TEAM

三项赛团体赛 / CONCOURS COMPLET PAR ÉQUIPES

DRESSAGE

盛装舞步 / DRESSAGE

**RESULTS**

比赛成绩 / RÉSULTATS

| Rank | NOC | Rider No | Rider | Horse | E (Rk) | | C (Rk) | | M (Rk) | | Total Penalties |
|-------------------------|-----|----------|------------------|----------------------|--------|------|--------|------|--------|--------|-----------------|
| 9 CAN - Canada | | | | | | | | | | | |
| | | 2 | CARTER Kyle | MADISON PARK | 58.15 | (61) | 56.67 | (62) | 58.15 | (62) # | 153.20 |
| | | 16 | DONNELLY Sandra | BUENOS AIRES | 59.63 | (55) | 59.63 | (57) | 60.37 | (58) | 63.50 |
| | | 31 | O'HANLON Selena | COLOMBO | 68.89 | (25) | 73.33 | (11) | 69.63 | (20) | 60.20 |
| | | 47 | TAYLOR Samantha | LIVEWIRE | 51.85 | (66) | 52.96 | (66) | 53.70 | (66) # | 44.10 |
| | | 62 | WINTER Mike | KING PIN | 66.30 | (32) | 66.67 | (32) | 69.26 | (25) | 70.70 |
| | | | | | | | | | | | 48.90 |
| 10 IRL - Ireland | | | | | | | | | | | |
| | | 7 | O'CONNOR Austin | HOBBY DU MEE | 65.93 | (37) | 64.44 | (42) | 64.07 | (46) | 160.80 |
| | | 21 | CURRAN Geoffrey | KILKISHEN | 58.52 | (58) | 57.04 | (60) | 61.11 | (57) # | 52.80 |
| | | 36 | LYONS Louise | WATERSHIP DOWN | 61.11 | (52) | 60.00 | (56) | 64.07 | (46) | 61.70 |
| | | 52 | RYAN Patricia | FERNHILL CLOVER MIST | 47.78 | (68) | 47.04 | (67) | 47.78 | (69) # | 57.40 |
| | | 67 | GRIFFIN Niall | LORGAINÉ | 65.93 | (37) | 66.67 | (32) | 66.30 | (33) | 78.70 |
| | | | | | | | | | | | 50.60 |
| 11 BRA - Brazil | | | | | | | | | | | |
| | | 10 | TOSI Marcelo | SUPER ROCKY | 55.93 | (62) | 55.19 | (64) | 59.26 | (61) | 180.30 |
| | | 24 | MOREIRA Jeferson | ESCUDEIRO | 59.63 | (55) | 62.59 | (51) | 65.93 | (35) | 64.80 |
| | | 39 | TRISTAO Saulo | TOTSIE | 46.30 | (69) | 45.56 | (69) | 48.89 | (68) # | 55.90 |
| | | 55 | PARO Andre | LAND HEIR | 58.52 | (58) | 59.63 | (57) | 62.59 | (51) | 79.60 |
| | | | | | | | | | | | 59.60 |

Legend:**DSQ** Disqualified**RT** Retired**EL** Eliminated**WD** Withdrawn**Rk** Rank**#** Indicates that points do not count in team total

**HK EQUESTRIAN VENUE(SHATIN)**

香港奥运马术比赛场(沙田)

SITE DE SHATIN DE HK

SAT 星期六 SAM

9 AUG 2008

6:30

EQUESTRIAN

马术 / SPORTS ÉQUESTRES

EVENTING INDIVIDUAL

三项赛个人赛 / CONCOURS COMPLET INDIVIDUEL

DRESSAGE

盛装舞步 / DRESSAGE

**RESULTS**

比赛成绩 / RÉSULTATS

Ground Jury: E - LANDOLT Christian (SUI) C - PLEWA Martin (GER), President M - PAYNE Marilyn (USA)

| Rank | NOC Code | Rider No | Rider | Horse | E (Rk) | | C (Rk) | | M (Rk) | | Penalty Points |
|------|----------|----------|-----------------------|-------------------------|--------|------|--------|------|--------|------|----------------|
| 1 | AUS | 20 | T FREDERICKS Lucinda | HEADLEY BRITANNIA | 82.22 | (1) | 78.52 | (3) | 78.52 | (1) | 30.40 |
| 2 | BEL | 45 | DONCKERS Karin | GAZELLE DE LA BRASSERIE | 80.00 | (2) | 80.37 | (1) | 76.30 | (3) | 31.70 |
| 3 | GER | 48 | T KLIMKE Ingrid | ABRAXXAS | 78.52 | (3) | 78.89 | (2) | 75.56 | (5) | 33.50 |
| 4 | AUS | 35 | T JONES Megan | IRISH JESTER | 76.30 | (5) | 78.15 | (4) | 74.81 | (9) | 35.40 |
| 5 | USA | 34 | T HOLDER Rebecca | COURAGEOUS COMET | 75.56 | (6) | 75.93 | (5) | 77.04 | (2) | 35.70 |
| 6 | AUS | 6 | T FREDERICKS Clayton | BEN ALONG TIME | 78.15 | (4) | 72.22 | (14) | 75.56 | (5) | 37.00 |
| 7 | GER | 32 | T ROMEIKE Hinrich | MARIUS | 75.19 | (7) | 74.44 | (8) | 75.56 | (5) | 37.40 |
| 8 | ITA | 49 | T BORDONE Susanna | AVA | 74.81 | (9) | 74.81 | (7) | 74.81 | (9) | 37.80 |
| 9 | GBR | 69 | T KING Mary | CALL AGAIN CAVALIER | 74.44 | (13) | 74.07 | (10) | 75.19 | (8) | 38.10 |
| 10 | USA | 19 | T MILES Gina | MCKINLAIGH | 74.81 | (9) | 74.44 | (8) | 72.22 | (13) | 39.30 |
| 11 | GER | 63 | T DIBOWSKI Andreas | BUTTS LEON | 73.33 | (14) | 72.59 | (13) | 74.81 | (9) | 39.60 |
| 12 | ITA | 64 | T ROTATORI Roberto | IRHAM DE VIAGES | 74.81 | (9) | 75.56 | (6) | 69.63 | (20) | 40.00 |
| 13 | GBR | 38 | T COOK Kristina | MINERS FROLIC | 74.81 | (9) | 73.33 | (11) | 71.48 | (16) | 40.20 |
| 14 | USA | 65 | T DUTTON Phillip | CONNAUGHT | 72.22 | (15) | 70.74 | (18) | 75.93 | (4) | 40.60 |
| 15 | SWE | 22 | T ALGOTSSON Linda | STAND BY ME | 75.19 | (7) | 71.48 | (15) | 70.37 | (19) | 41.50 |
| 16 | USA | 50 | T O'CONNOR Karen | MANDIBA | 71.11 | (17) | 70.74 | (18) | 74.44 | (12) | 41.90 |
| 17 | FRA | 25 | T DHENNIN Didier | ISMENE DU TEMPLE | 71.85 | (16) | 71.48 | (15) | 71.11 | (17) | 42.80 |
| 18 | GBR | 54 | T HUNT Sharon | TANKERS TOWN | 71.11 | (17) | 69.63 | (23) | 72.22 | (13) | 43.50 |
| 19 | NZL | 46 | T MEYER Joe | SNIP | 68.89 | (25) | 71.11 | (17) | 72.22 | (13) | 43.90 |
| 20 | CAN | 31 | T O'HANLON Selena | COLOMBO | 68.89 | (25) | 73.33 | (11) | 69.63 | (20) | 44.10 |
| 21 | GER | 17 | T OSTHOLT Frank | MR. MEDICOTT | 70.00 | (20) | 69.63 | (23) | 71.11 | (17) | 44.60 |
| 21 | NZL | 30 | T NICHOLSON Andrew | LORD KILLINGHURST | 71.11 | (17) | 70.00 | (21) | 69.63 | (20) | 44.60 |
| 23 | AUS | 51 | T JOHNSON Sonja | RINGWOULD JAGUAR | 70.00 | (20) | 70.00 | (21) | 69.63 | (20) | 45.20 |
| 24 | USA | 5 | T TRYON Amy | POGGIO II | 69.63 | (22) | 70.74 | (18) | 66.67 | (32) | 46.50 |
| 24 | SWE | 37 | T CARLERBACK Viktoria | BALLY'S GERONIMO | 69.63 | (22) | 68.15 | (26) | 69.26 | (25) | 46.50 |
| 26 | NZL | 61 | T POWELL Caroline | LENAMORE | 68.52 | (28) | 65.93 | (34) | 69.63 | (20) | 48.00 |
| 27 | POL | 11 | SPISAK Pawel | WERIUSZ | 68.89 | (25) | 68.15 | (26) | 65.56 | (37) | 48.70 |
| 28 | SUI | 59 | REALINI Tiziana | GAMOUR | 66.30 | (32) | 68.15 | (26) | 67.78 | (28) | 48.90 |
| 28 | CAN | 62 | T WINTER Mike | KING PIN | 66.30 | (32) | 66.67 | (32) | 69.26 | (25) | 48.90 |
| 30 | NZL | 1 | T TODD Mark | GANDALF | 65.56 | (40) | 67.78 | (30) | 67.78 | (28) | 49.40 |
| 31 | CHN | 29 | HUA TIAN Alex | CHICO | 69.63 | (22) | 68.52 | (25) | 62.59 | (51) | 49.60 |
| 31 | ITA | 33 | T MAGNI Fabio | SOUTHERN KING V | 65.56 | (40) | 65.93 | (34) | 69.26 | (25) | 49.60 |
| 33 | ITA | 18 | T BRECCIAROLI Stefano | CAPPA HILL | 67.04 | (29) | 65.56 | (36) | 67.41 | (30) | 50.00 |
| 34 | GBR | 23 | T FOX-PITT William | PARKMORE ED | 65.56 | (40) | 68.15 | (26) | 65.93 | (35) | 50.20 |
| 35 | ITA | 4 | T PANIZZON Vittoria | ROCK MODEL | 66.30 | (32) | 67.41 | (31) | 65.19 | (40) | 50.60 |
| 35 | IRL | 67 | T GRIFFIN Niall | LORGAINÉ | 65.93 | (37) | 66.67 | (32) | 66.30 | (33) | 50.60 |
| 37 | GBR | 9 | T DICK Daisy | SPRING ALONG | 66.30 | (32) | 65.56 | (36) | 64.81 | (44) | 51.70 |
| 38 | SWE | 8 | T NORLING Katrin | PANDORA | 65.56 | (40) | 63.33 | (46) | 67.04 | (31) | 52.00 |
| 38 | BEL | 60 | van SPRINGEL Joris | BOLD ACTION | 66.30 | (32) | 63.33 | (46) | 66.30 | (33) | 52.00 |
| 40 | JPN | 43 | OIWA Yoshiaki | GORGEOUS GEORGE | 65.93 | (37) | 63.70 | (45) | 65.56 | (37) | 52.40 |
| 41 | NED | 58 | LIPS Tim | ONCARLOS | 66.67 | (30) | 65.56 | (36) | 62.59 | (51) | 52.60 |
| 42 | IRL | 7 | T O'CONNOR Austin | HOBBY DU MEE | 65.93 | (37) | 64.44 | (42) | 64.07 | (46) | 52.80 |
| 42 | CZE | 13 | HATLA Jaroslav | KARLA | 66.67 | (30) | 62.59 | (51) | 65.19 | (40) | 52.80 |
| 44 | FRA | 56 | T VIGEANEL Eric | CORONADO PRIOR | 64.44 | (46) | 65.19 | (40) | 64.44 | (45) | 53.00 |
| 45 | DEN | 14 | FLARUP Peter | SILVER RAY | 62.96 | (49) | 65.56 | (36) | 65.19 | (40) | 53.10 |
| 46 | GER | 3 | T THOMSEN Peter | THE GHOST OF HAMISH | 63.70 | (48) | 64.44 | (42) | 65.19 | (40) | 53.30 |
| 46 | AUS | 66 | T ROSE Shane | ALL LUCK | 65.19 | (45) | 62.59 | (51) | 65.56 | (37) | 53.30 |
| 48 | SWE | 53 | T GALLERDAL Magnus | KEYMASTER | 65.56 | (40) | 64.81 | (41) | 60.37 | (58) | 54.60 |
| 49 | NZL | 15 | T TOMPKINS Heelan | SUGOI | 64.07 | (47) | 60.74 | (54) | 64.07 | (46) | 55.60 |

Legend:

DSQ Disqualified

RT Retired

EL Eliminated

T Team member

Rk Rank

WD Withdrawn

**HK EQUESTRIAN VENUE(SHATIN)**

香港奥运马术比赛场(沙田)

SITE DE SHATIN DE HK

SAT 星期六 SAM

9 AUG 2008

6:30

EQUESTRIAN

马术 / SPORTS ÉQUESTRES

EVENTING INDIVIDUAL

三项赛个人赛 / CONCOURS COMPLET INDIVIDUEL

DRESSAGE

盛装舞步 / DRESSAGE

**RESULTS**

比赛成绩 / RÉSULTATS

| Rank | NOC Code | Rider No | Rider | Horse | E (Rk) | C (Rk) | M (Rk) | Penalty Points |
|------|----------|----------|----------------------|----------------------|------------|------------|------------|----------------|
| 50 | AUT | 44 | AMBROS Harald | QUICK | 61.85 (51) | 63.33 (46) | 63.33 (49) | 55.70 |
| 51 | BRA | 24 | T MOREIRA Jeferson | ESCUDEIRO | 59.63 (55) | 62.59 (51) | 65.93 (35) | 55.90 |
| 52 | JAM | 28 | ALBERT Samantha | BEFORE I DO IT | 62.22 (50) | 63.33 (46) | 61.85 (55) | 56.30 |
| 53 | FRA | 70 | T ADDE Jean Renaud | HASTON D' ELPEGERE | 60.37 (53) | 62.96 (50) | 62.96 (50) | 56.90 |
| 54 | POL | 42 | SPOLOWICZ Artur | WAG | 60.00 (54) | 64.07 (44) | 61.85 (55) | 57.00 |
| 55 | IRL | 36 | T LYONS Louise | WATERSHIP DOWN | 61.11 (52) | 60.00 (56) | 64.07 (46) | 57.40 |
| 56 | BLR | 26 | POITA Viachaslau | ENERGIYA | 58.89 (57) | 60.74 (54) | 62.22 (54) | 59.10 |
| 57 | BRA | 55 | T PARO Andre | LAND HEIR | 58.52 (58) | 59.63 (57) | 62.59 (51) | 59.60 |
| 58 | CAN | 16 | T DONNELLY Sandra | BUENOS AIRES | 59.63 (55) | 59.63 (57) | 60.37 (58) | 60.20 |
| 59 | IRL | 21 | T CURRAN Geoffrey | KILKISHEN | 58.52 (58) | 57.04 (60) | 61.11 (57) | 61.70 |
| 60 | CHI | 27 | ITURRIAGA Sergio | LAGO RUPANCO | 58.52 (58) | 57.78 (59) | 57.78 (64) | 63.00 |
| 61 | CAN | 2 | T CARTER Kyle | MADISON PARK | 58.15 (61) | 56.67 (62) | 58.15 (62) | 63.50 |
| 62 | RUS | 41 | MARTYSHEV Valery | KINZHAL | 55.93 (62) | 57.04 (60) | 58.15 (62) | 64.40 |
| 63 | BRA | 10 | T TOSI Marcelo | SUPER ROCKY | 55.93 (62) | 55.19 (64) | 59.26 (61) | 64.80 |
| 64 | RUS | 12 | ATROHOV Igor | ELKASAR | 55.56 (64) | 54.07 (65) | 60.00 (60) | 65.20 |
| 65 | SWE | 68 | T ALBERT Dag | TUBBER REBEL | 55.56 (64) | 56.67 (62) | 56.67 (65) | 65.60 |
| 66 | CAN | 47 | T TAYLOR Samantha | LIVEWIRE | 51.85 (66) | 52.96 (66) | 53.70 (66) | 70.70 |
| 67 | BLR | 57 | TSELIAPUSHKINA Alena | PASSAT | 48.52 (67) | 45.93 (68) | 50.74 (67) | 77.40 |
| 68 | IRL | 52 | T RYAN Patricia | FERNHILL CLOVER MIST | 47.78 (68) | 47.04 (67) | 47.78 (69) | 78.70 |
| 69 | BRA | 39 | T TRISTAO Saulo | TOTSIE | 46.30 (69) | 45.56 (69) | 48.89 (68) | 79.60 |
| | FRA | 40 | T TOUZAIN Nicolas | GALAN DE SAUVAGERE | | | | WD |

Legend:**DSQ** Disqualified**RT** Retired**EL** Eliminated**T** Team member**Rk** Rank**WD** Withdrawn

**HK EQUESTRIAN (BEAS RIVER)**

香港奥运马术比赛场(双鱼河)

SITE DE BEAS RIVER DE HK

MON 星期一 LUN

11 AUG 2008

8:00

EQUESTRIAN

马术 / SPORTS ÉQUESTRES

EVENTING TEAM

三项赛团体赛 / CONCOURS COMPLET PAR ÉQUIPES

CROSS COUNTRY

越野 / PARCOURS DE CROSS

**RESULTS**

比赛成绩 / RÉSULTATS

Ground Jury: LANDOLT Christian (SUI)

PLEWA Martin (GER), President

PAYNE Marilyn (USA)

| Cross Country Test Specifications | |
|-----------------------------------|-------------------|
| Distance | 4560 metres |
| Speed | 570 metres/minute |
| Time Allowed | 8:00 minutes |
| Time Limit | 16:00 minutes |
| Interval Between Horses | 3:00 minutes |
| Obstacles (efforts) | 29 (39) |

| Rank | NOC | Rider No | Rider | Horse | Dressage | | ---- Cross Country ---- | | | After Cross Country |
|----------|----------------------------|----------|---------------------|---------------------|---------------|------------|-------------------------|-------|-------|---------------------|
| | | | | | Pen | Rk | Time | J/Pen | T/Pen | |
| 1 | GER - Germany | | | | 110.50 | (2) | | | | 158.10 |
| | | 3 | THOMSEN Peter | THE GHOST OF HAMISH | 53.30 | # | 9'04" | 20 | 25.60 | # 98.90 |
| | | 17 | OSTHOLT Frank | MR. MEDICOTT | 44.60 | # | 8'33" | - | 13.20 | # 57.80 |
| | | 32 | ROMEIKE Hinrich | MARIUS | 37.40 | | 8'32" | - | 12.80 | 50.20 |
| | | 48 | KLIMKE Ingrid | ABRAXXAS | 33.50 | | 8'43" | - | 17.20 | 50.70 |
| | | 63 | DIBOWSKI Andreas | BUTTS LEON | 39.60 | | 8'44" | - | 17.60 | 57.20 |
| 2 | AUS - Australia | | | | 102.80 | (1) | | | | 162.00 |
| | | 6 | FREDERICKS Clayton | BEN ALONG TIME | 37.00 | | 8'41" | - | 16.40 | 53.40 |
| | | 20 | FREDERICKS Lucinda | HEADLEY BRITANNIA | 30.40 | | 9'08" | - | 27.20 | 57.60 |
| | | 35 | JONES Megan | IRISH JESTER | 35.40 | | 8'39" | - | 15.60 | 51.00 |
| | | 51 | JOHNSON Sonja | RINGWOULD JAGUAR | 45.20 | # | 8'34" | - | 13.60 | # 58.80 |
| | | 66 | ROSE Shane | ALL LUCK | 53.30 | # | 8'23" | - | 9.20 | # 62.50 |
| 3 | GBR - Great Britain | | | | 121.80 | (4) | | | | 173.70 |
| | | 9 | DICK Daisy | SPRING ALONG | 51.70 | # | 8'43" | - | 17.20 | # 68.90 |
| | | 23 | FOX-PITT William | PARKMORE ED | 50.20 | # | 8'25" | - | 10.00 | 60.20 |
| | | 38 | COOK Kristina | MINERS FROLIC | 40.20 | | 8'43" | - | 17.20 | 57.40 |
| | | 54 | HUNT Sharon | TANKERS TOWN | 43.50 | | 9'09" | 20 | 27.60 | # 91.10 |
| | | 69 | KING Mary | CALL AGAIN CAVALIER | 38.10 | | 8'45" | - | 18.00 | 56.10 |
| 4 | ITA - Italy | | | | 127.40 | (5) | | | | 198.40 |
| | | 4 | PANIZZON Vittoria | ROCK MODEL | 50.60 | # | 8'46" | - | 18.40 | 69.00 |
| | | 18 | BRECCIAROLI Stefano | CAPPA HILL | 50.00 | # | 9'45" | 20 | 42.00 | # 112.00 |
| | | 33 | MAGNI Fabio | SOUTHERN KING V | 49.60 | | 10'05" | 20 | 50.00 | # 119.60 |
| | | 49 | BORDONE Susanna | AVA | 37.80 | | 9'12" | - | 28.80 | 66.60 |
| | | 64 | ROTATORI Roberto | IRHAM DE VIAGES | 40.00 | | 8'57" | - | 22.80 | 62.80 |
| 5 | SWE - Sweden | | | | 140.00 | (7) | | | | 200.50 |
| | | 8 | NORLING Katrin | PANDORA | 52.00 | | 8'40" | - | 16.00 | 68.00 |
| | | 22 | ALGOTSSON Linda | STAND BY ME | 41.50 | | 8'57" | - | 22.80 | 64.30 |
| | | 37 | CARLERBACK Viktoria | BALLY'S GERONIMO | 46.50 | | 9'06" | - | 26.40 | # 72.90 |
| | | 53 | GALLERDAL Magnus | KEYMASTER | 54.60 | # | 8'34" | - | 13.60 | 68.20 |
| | | 68 | ALBERT Dag | TUBBER REBEL | 65.60 | # | 9'09" | - | 27.60 | # 93.20 |
| 6 | NZL - New Zealand | | | | 136.50 | (6) | | | | 210.90 |
| | | 1 | TODD Mark | GANDALF | 49.40 | # | 9'08" | - | 27.20 | 76.60 |
| | | 15 | TOMPKINS Heelan | SUGOI | 55.60 | # | 9'28" | 40 | 35.20 | # 130.80 |
| | | 30 | NICHOLSON Andrew | LORD KILLINGHURST | 44.60 | | EL | | | # 1000.00 |
| | | 46 | MEYER Joe | SNIP | 43.90 | | 8'53" | - | 21.20 | 65.10 |
| | | 61 | POWELL Caroline | LENAMORE | 48.00 | | 8'53" | - | 21.20 | 69.20 |

Legend:

DSQ Disqualified

Pen Penalties

T/Pen Time Penalty

EL Eliminated

Rk Rank

WD Withdrawn

J/Pen Jump Penalty

RT Retired

Indicates that points do not count in team total


HK EQUESTRIAN (BEAS RIVER)

香港奥运马术比赛场(双鱼河)

SITE DE BEAS RIVER DE HK

MON 星期一 LUN

11 AUG 2008

8:00

EQUESTRIAN

马术 / SPORTS ÉQUESTRES

EVENTING TEAM

三项赛团体赛 / CONCOURS COMPLET PAR ÉQUIPES

CROSS COUNTRY

越野 / PARCOURS DE CROSS


RESULTS

比赛成绩 / RÉSULTATS

| Rank | NOC | Rider No | Rider | Horse | Dressage | | ---- Cross Country ---- | | | After Cross Country |
|------------------------------|-----|----------|------------------|----------------------|---------------|-------------|-------------------------|-------|-------|---------------------|
| | | | | | Pen | Rk | Time | J/Pen | T/Pen | |
| 7 USA - United States | | | | | 115.60 | (3) | | | | 234.00 |
| | | 5 | TRYON Amy | POGGIO II | 46.50 | # | EL | | | # 1000.00 |
| | | 19 | MILES Gina | MCKINLAIGH | 39.30 | | 8'42" | - | 16.80 | 56.10 |
| | | 34 | HOLDER Rebecca | COURAGEOUS COMET | 35.70 | | 8'55" | 60 | 22.00 | 117.70 |
| | | 50 | O'CONNOR Karen | MANDIBA | 41.90 | # | 9'52" | 40 | 44.80 | # 126.70 |
| | | 65 | DUTTON Phillip | CONNAUGHT | 40.60 | | 8'49" | - | 19.60 | 60.20 |
| 8 IRL - Ireland | | | | | 160.80 | (10) | | | | 265.10 |
| | | 7 | O'CONNOR Austin | HOBBY DU MEE | 52.80 | | 9'26" | - | 34.40 | 87.20 |
| | | 21 | CURRAN Geoffrey | KILKISHEN | 61.70 | # | 9'16" | - | 30.40 | 92.10 |
| | | 36 | LYONS Louise | WATERSHIP DOWN | 57.40 | | 9'11" | - | 28.40 | 85.80 |
| | | 52 | RYAN Patricia | FERNHILL CLOVER MIST | 78.70 | # | 9'27" | - | 34.80 | # 113.50 |
| | | 67 | GRIFFIN Niall | LORGAINE | 50.60 | | 9'06" | 20 | 26.40 | # 97.00 |
| 9 CAN - Canada | | | | | 153.20 | (9) | | | | 287.00 |
| | | 2 | CARTER Kyle | MADISON PARK | 63.50 | # | 8'46" | - | 18.40 | 81.90 |
| | | 16 | DONNELLY Sandra | BUENOS AIRES | 60.20 | | 9'00" | - | 24.00 | 84.20 |
| | | 31 | O'HANLON Selena | COLOMBO | 44.10 | | 9'32" | 40 | 36.80 | 120.90 |
| | | 47 | TAYLOR Samantha | LIVEWIRE | 70.70 | # | 10'54" | 40 | 69.60 | # 180.30 |
| | | 62 | WINTER Mike | KING PIN | 48.90 | | 10'22" | 20 | 56.80 | # 125.70 |
| 10 BRA - Brazil | | | | | 180.30 | (11) | | | | 295.10 |
| | | 10 | TOSI Marcelo | SUPER ROCKY | 64.80 | | 9'02" | - | 24.80 | 89.60 |
| | | 24 | MOREIRA Jeferson | ESCUDEIRO | 55.90 | | 10'07" | - | 50.80 | 106.70 |
| | | 39 | TRISTAO Saulo | TOTSIE | 79.60 | # | EL | | | # 1000.00 |
| | | 55 | PARO Andre | LAND HEIR | 59.60 | | 9'38" | - | 39.20 | 98.80 |
| 11 FRA - France | | | | | 152.70 | (8) | | | | 1135.80 |
| | | 25 | DHENNIN Didier | ISMENE DU TEMPLE | 42.80 | | 8'35" | - | 14.00 | 56.80 |
| | | 40 | TOUZAIN Nicolas | GALAN DE SAUVAGERE | WD | # | | | | # 1000.00 |
| | | 56 | VIGEANEL Eric | CORONADO PRIOR | 53.00 | | 9'05" | - | 26.00 | 79.00 |
| | | 70 | ADDE Jean Renaud | HASTON D' ELPEGERE | 56.90 | | EL | | | 1000.00 |

Note:

1000 penalty points are awarded to any team competitor not completing competition (WD, RT or EL)

Legend:
DSQ Disqualified

Pen Penalties

T/Pen Time Penalty

EL Eliminated

Rk Rank

WD Withdrawn

J/Pen Jump Penalty

RT Retired

Indicates that points do not count in team total


HK EQUESTRIAN (BEAS RIVER)

香港奥运马术比赛场(双鱼河)

SITE DE BEAS RIVER DE HK

MON 星期一 LUN

11 AUG 2008

8:00

EQUESTRIAN

马术 / SPORTS ÉQUESTRES

EVENTING INDIVIDUAL

三项赛个人赛 / CONCOURS COMPLET INDIVIDUEL

CROSS COUNTRY

越野 / PARCOURS DE CROSS


RESULTS

比赛成绩 / RÉSULTATS

Ground Jury:

LANDOLT Christian (SUI)

PLEWA Martin (GER), President

PAYNE Marilyn (USA)

| Cross Country Test Specifications | |
|-----------------------------------|-------------------|
| Distance | 4560 metres |
| Speed | 570 metres/minute |
| Time Allowed | 8:00 minutes |
| Time Limit | 16:00 minutes |
| Interval Between Horses | 3:00 minutes |
| Obstacles (efforts) | 29 (39) |

| Rank | NOC Code | Rider No | Rider | Horse | Dressage | | ---- Cross Country ---- | | | After Cross Country |
|------|----------|----------|-----------------------|-------------------------|----------|------|-------------------------|-------|-------|---------------------|
| | | | | | Pen | Rk | Time | J/Pen | T/Pen | |
| 1 | GER | 32 | T ROMEIKE Hinrich | MARIUS | 37.40 | (7) | 8'32" | - | 12.80 | 50.20 |
| 2 | GER | 48 | T KLIMKE Ingrid | ABRAXXAS | 33.50 | (3) | 8'43" | - | 17.20 | 50.70 |
| 3 | AUS | 35 | T JONES Megan | IRISH JESTER | 35.40 | (4) | 8'39" | - | 15.60 | 51.00 |
| 4 | AUS | 6 | T FREDERICKS Clayton | BEN ALONG TIME | 37.00 | (6) | 8'41" | - | 16.40 | 53.40 |
| 5 | USA | 19 | T MILES Gina | MCKINLAIGH | 39.30 | (10) | 8'42" | - | 16.80 | 56.10 |
| 5 | GBR | 69 | T KING Mary | CALL AGAIN CAVALIER | 38.10 | (9) | 8'45" | - | 18.00 | 56.10 |
| 7 | FRA | 25 | T DHENNIN Didier | ISMENE DU TEMPLE | 42.80 | (17) | 8'35" | - | 14.00 | 56.80 |
| 8 | GER | 63 | T DIBOWSKI Andreas | BUTTS LEON | 39.60 | (11) | 8'44" | - | 17.60 | 57.20 |
| 9 | BEL | 45 | DONCKERS Karin | GAZELLE DE LA BRASSERIE | 31.70 | (2) | 9'04" | - | 25.60 | 57.30 |
| 10 | GBR | 38 | T COOK Kristina | MINERS FROLIC | 40.20 | (13) | 8'43" | - | 17.20 | 57.40 |
| 11 | AUS | 20 | T FREDERICKS Lucinda | HEADLEY BRITANNIA | 30.40 | (1) | 9'08" | - | 27.20 | 57.60 |
| 12 | GER | 17 | T OSTHOLT Frank | MR. MEDICOTT | 44.60 | (21) | 8'33" | - | 13.20 | 57.80 |
| 13 | AUS | 51 | T JOHNSON Sonja | RINGWOULD JAGUAR | 45.20 | (23) | 8'34" | - | 13.60 | 58.80 |
| 14 | GBR | 23 | T FOX-PITT William | PARKMORE ED | 50.20 | (34) | 8'25" | - | 10.00 | 60.20 |
| 14 | USA | 65 | T DUTTON Phillip | CONNAUGHT | 40.60 | (14) | 8'49" | - | 19.60 | 60.20 |
| 16 | AUS | 66 | T ROSE Shane | ALL LUCK | 53.30 | (46) | 8'23" | - | 9.20 | 62.50 |
| 17 | ITA | 64 | T ROTATORI Roberto | IRHAM DE VIAGES | 40.00 | (12) | 8'57" | - | 22.80 | 62.80 |
| 18 | SWE | 22 | T ALGOTSSON Linda | STAND BY ME | 41.50 | (15) | 8'57" | - | 22.80 | 64.30 |
| 19 | NZL | 46 | T MEYER Joe | SNIP | 43.90 | (19) | 8'53" | - | 21.20 | 65.10 |
| 20 | DEN | 14 | FLARUP Peter | SILVER RAY | 53.10 | (45) | 8'33" | - | 13.20 | 66.30 |
| 21 | ITA | 49 | T BORDONE Susanna | AVA | 37.80 | (8) | 9'12" | - | 28.80 | 66.60 |
| 22 | SWE | 8 | T NORLING Katrin | PANDORA | 52.00 | (38) | 8'40" | - | 16.00 | 68.00 |
| 23 | SWE | 53 | T GALLERDAL Magnus | KEYMASTER | 54.60 | (48) | 8'34" | - | 13.60 | 68.20 |
| 24 | GBR | 9 | T DICK Daisy | SPRING ALONG | 51.70 | (37) | 8'43" | - | 17.20 | 68.90 |
| 25 | ITA | 4 | T PANIZZON Vittoria | ROCK MODEL | 50.60 | (35) | 8'46" | - | 18.40 | 69.00 |
| 26 | NZL | 61 | T POWELL Caroline | LENAMORE | 48.00 | (26) | 8'53" | - | 21.20 | 69.20 |
| 27 | SWE | 37 | T CARLERBACK Viktoria | BALLY'S GERONIMO | 46.50 | (24) | 9'06" | - | 26.40 | 72.90 |
| 28 | NED | 58 | LIPS Tim | ONCARLOS | 52.60 | (41) | 8'56" | - | 22.40 | 75.00 |
| 29 | NZL | 1 | T TODD Mark | GANDALF | 49.40 | (30) | 9'08" | - | 27.20 | 76.60 |
| 30 | FRA | 56 | T VIGEANEL Eric | CORONADO PRIOR | 53.00 | (44) | 9'05" | - | 26.00 | 79.00 |
| 31 | SUI | 59 | REALINI Tiziana | GAMOUR | 48.90 | (28) | 9'22" | - | 32.80 | 81.70 |
| 32 | CAN | 2 | T CARTER Kyle | MADISON PARK | 63.50 | (61) | 8'46" | - | 18.40 | 81.90 |
| 33 | POL | 11 | SPISAK Pawel | WERIUSZ | 48.70 | (27) | 9'25" | - | 34.00 | 82.70 |
| 34 | CAN | 16 | T DONNELLY Sandra | BUENOS AIRES | 60.20 | (58) | 9'00" | - | 24.00 | 84.20 |
| 35 | IRL | 36 | T LYONS Louise | WATERSHIP DOWN | 57.40 | (55) | 9'11" | - | 28.40 | 85.80 |
| 36 | IRL | 7 | T O'CONNOR Austin | HOBBY DU MEE | 52.80 | (42) | 9'26" | - | 34.40 | 87.20 |
| 37 | BRA | 10 | T TOSI Marcelo | SUPER ROCKY | 64.80 | (63) | 9'02" | - | 24.80 | 89.60 |
| 38 | GBR | 54 | T HUNT Sharon | TANKERS TOWN | 43.50 | (18) | 9'09" | 20 | 27.60 | 91.10 |
| 39 | IRL | 21 | T CURRAN Geoffrey | KILKISHEN | 61.70 | (59) | 9'16" | - | 30.40 | 92.10 |
| 40 | SWE | 68 | T ALBERT Dag | TUBBER REBEL | 65.60 | (65) | 9'09" | - | 27.60 | 93.20 |
| 41 | IRL | 67 | T GRIFFIN Niall | LORGAINE | 50.60 | (35) | 9'06" | 20 | 26.40 | 97.00 |

Legend:
DSQ Disqualified

Pen Penalties

T Team member

EL Eliminated

Rk Rank

T/Pen Time Penalty

J/Pen Jump Penalty

RT Retired

WD Withdrawn

**HK EQUESTRIAN (BEAS RIVER)**

香港奥运马术比赛场(双鱼河)

SITE DE BEAS RIVER DE HK

MON 星期一 LUN

11 AUG 2008

8:00

EQUESTRIAN

马术 / SPORTS ÉQUESTRES

EVENTING INDIVIDUAL

三项赛个人赛 / CONCOURS COMPLET INDIVIDUEL

CROSS COUNTRY

越野 / PARCOURS DE CROSS

**RESULTS**

比赛成绩 / RÉSULTATS

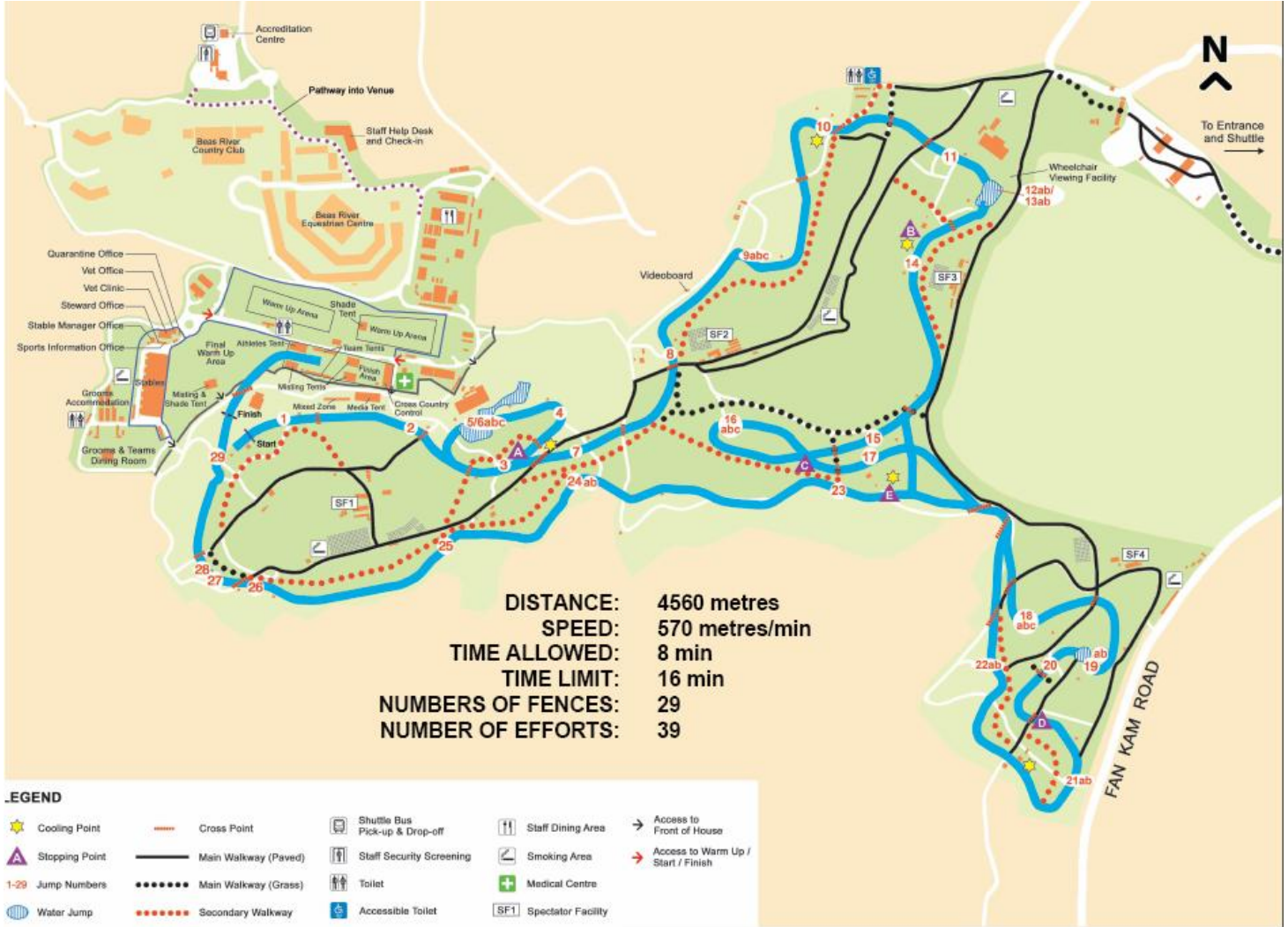
| Rank | NOC Code | Rider No | Rider | Horse | Dressage | | ---- Cross Country ---- | | | After Cross Country |
|------|----------|----------|-----------------------|----------------------|----------|------|-------------------------|-------|-------|---------------------|
| | | | | | Pen | Rk | Time | J/Pen | T/Pen | |
| 42 | JAM | 28 | ALBERT Samantha | BEFORE I DO IT | 56.30 | (52) | 9'44" | - | 41.60 | 97.90 |
| 43 | BRA | 55 | T PARO Andre | LAND HEIR | 59.60 | (57) | 9'38" | - | 39.20 | 98.80 |
| 44 | GER | 3 | T THOMSEN Peter | THE GHOST OF HAMISH | 53.30 | (46) | 9'04" | 20 | 25.60 | 98.90 |
| 45 | BRA | 24 | T MOREIRA Jeferson | ESCUDEIRO | 55.90 | (51) | 10'07" | - | 50.80 | 106.70 |
| 46 | ITA | 18 | T BRECCIAROLI Stefano | CAPPA HILL | 50.00 | (33) | 9'45" | 20 | 42.00 | 112.00 |
| 47 | IRL | 52 | T RYAN Patricia | FERNHILL CLOVER MIST | 78.70 | (68) | 9'27" | - | 34.80 | 113.50 |
| 48 | USA | 34 | T HOLDER Rebecca | COURAGEOUS COMET | 35.70 | (5) | 8'55" | 60 | 22.00 | 117.70 |
| 49 | BEL | 60 | van SPRINGEL Joris | BOLD ACTION | 52.00 | (38) | 9'56" | 20 | 46.40 | 118.40 |
| 50 | ITA | 33 | T MAGNI Fabio | SOUTHERN KING V | 49.60 | (31) | 10'05" | 20 | 50.00 | 119.60 |
| 51 | CAN | 31 | T O'HANLON Selena | COLOMBO | 44.10 | (20) | 9'32" | 40 | 36.80 | 120.90 |
| 52 | RUS | 41 | MARTYSHEV Valery | KINZHAL | 64.40 | (62) | 10'31" | - | 60.40 | 124.80 |
| 53 | CAN | 62 | T WINTER Mike | KING PIN | 48.90 | (28) | 10'22" | 20 | 56.80 | 125.70 |
| 54 | USA | 50 | T O'CONNOR Karen | MANDIBA | 41.90 | (16) | 9'52" | 40 | 44.80 | 126.70 |
| 55 | JPN | 43 | OIWA Yoshiaki | GORGEOUS GEORGE | 52.40 | (40) | 9'31" | 40 | 36.40 | 128.80 |
| 56 | NZL | 15 | T TOMPKINS Heelan | SUGOI | 55.60 | (49) | 9'28" | 40 | 35.20 | 130.80 |
| 57 | POL | 42 | SPOLOWICZ Artur | WAG | 57.00 | (54) | 10'16" | 20 | 54.40 | 131.40 |
| 58 | BLR | 26 | POITA Viachaslau | ENERGIYA | 59.10 | (56) | 10'19" | 20 | 55.60 | 134.70 |
| 59 | BLR | 57 | TSELIAPUSHKINA Alena | PASSAT | 77.40 | (67) | 10'29" | - | 59.60 | 137.00 |
| 60 | CAN | 47 | T TAYLOR Samantha | LIVEWIRE | 70.70 | (66) | 10'54" | 40 | 69.60 | 180.30 |
| | USA | 5 | T TRYON Amy | POGGIO II | 46.50 | (24) | EL | | | EL |
| | RUS | 12 | ATROHOV Igor | ELKASAR | 65.20 | (64) | EL | | | EL |
| | CZE | 13 | HATLA Jaroslav | KARLA | 52.80 | (42) | EL | | | EL |
| | CHI | 27 | ITURRIAGA Sergio | LAGO RUPANCO | 63.00 | (60) | EL | | | EL |
| | CHN | 29 | HUA TIAN Alex | CHICO | 49.60 | (31) | EL | | | EL |
| | NZL | 30 | T NICHOLSON Andrew | LORD KILLINGHURST | 44.60 | (21) | EL | | | EL |
| | BRA | 39 | T TRISTAO Saulo | TOTSIE | 79.60 | (69) | EL | | | EL |
| | FRA | 70 | T ADDE Jean Renaud | HASTON D' ELPEGERE | 56.90 | (53) | EL | | | EL |
| | AUT | 44 | AMBROS Harald | QUICK | 55.70 | (50) | WD | | | WD |
| | FRA | 40 | T TOUZAIN Nicolas | GALAN DE SAUVAGERE | | | WD | | | WD |

Legend:**DSQ** Disqualified**Pen** Penalties**T** Team member**EL** Eliminated**Rk** Rank**T/Pen** Time Penalty**J/Pen** Jump Penalty**RT** Retired**WD** Withdrawn



COURSE PLAN

路线图 / PLAN DU PARCOURS



**HK EQUESTRIAN VENUE(SHATIN)**

香港奥运马术比赛场(沙田)

SITE DE SHATIN DE HK

TUE 星期二 MAR

12 AUG 2008

19:15

EQUESTRIAN

马术 / SPORTS ÉQUESTRES

EVENTING TEAM

三项赛团体赛 / CONCOURS COMPLET PAR ÉQUIPES

**FINAL RESULTS**

最终成绩 / RÉSULTATS DÉFINITIFS

Ground Jury: LANDOLT Christian (SUI)

PLEWA Martin (GER), President

PAYNE Marilyn (USA)

| Jumping Test Specifications | |
|-----------------------------|--------------------------------|
| Type | Table A, not against the clock |
| Speed | 375 metres/minute |
| Distance | 585 metres |
| Time allowed | 94 seconds |

| Rk | NOC | Rider No | Rider | Horse | Dressage | | Cross Country | | After Cross Country | | Jumping | | Total Pen |
|------------------------------|-----|----------|---------------------|---------------------|---------------|------------|---------------|-------|---------------------|------------|---------|----------|---------------|
| | | | | | Pen | Rk | J/Pen | T/Pen | Pen | Rk | 2HI | J/Pen | |
| 1 GER - Germany | | | | | 110.50 | (2) | | | 158.10 | (1) | | | 166.10 |
| | | 3 | THOMSEN Peter | THE GHOST OF HAMISH | 53.30 | # | 20.00 | 25.60 | 98.90 | # | | 4 - # | 102.90 |
| | | 17 | OSTHOLT Frank | MR. MEDICOTT | 44.60 | # | - | 13.20 | 57.80 | # | | - - # | 57.80 |
| | | 63 | DIBOWSKI Andreas | BUTTS LEON | 39.60 | | | 17.60 | 57.20 | | | - - | 57.20 |
| | | 48 | KLIMKE Ingrid | ABRAXXAS | 33.50 | | | 17.20 | 50.70 | | | 4 - | 54.70 |
| | | 32 | ROMEIKE Hinrich | MARIUS | 37.40 | | | 12.80 | 50.20 | | | 4 - | 54.20 |
| 2 AUS - Australia | | | | | 102.80 | (1) | | | 162.00 | (2) | | | 171.20 |
| | | 66 | ROSE Shane | ALL LUCK | 53.30 | # | - | 9.20 | 62.50 | # | | 8 - # | 70.50 |
| | | 51 | JOHNSON Sonja | RINGWOULD JAGUAR | 45.20 | # | - | 13.60 | 58.80 | # | | - - | 58.80 |
| | | 20 | FREDERICKS Lucinda | HEADLEY BRITANNIA | 30.40 | | | 27.20 | 57.60 | | | - 2.00 # | 59.60 |
| | | 6 | FREDERICKS Clayton | BEN ALONG TIME | 37.00 | | | 16.40 | 53.40 | | | 4 - | 57.40 |
| | | 35 | JONES Megan | IRISH JESTER | 35.40 | | | 15.60 | 51.00 | | | 4 - | 55.00 |
| 3 GBR - Great Britain | | | | | 121.80 | (4) | | | 173.70 | (3) | | | 185.70 |
| | | 54 | HUNT Sharon | TANKERS TOWN | 43.50 | | 20.00 | 27.60 | 91.10 | # | | 4 - # | 95.10 |
| | | 9 | DICK Daisy | SPRING ALONG | 51.70 | # | - | 17.20 | 68.90 | # | | 8 3.00 # | 79.90 |
| | | 23 | FOX-PITT William | PARKMORE ED | 50.20 | # | - | 10.00 | 60.20 | | | 4 - | 64.20 |
| | | 38 | COOK Kristina | MINERS FROLIC | 40.20 | | | 17.20 | 57.40 | | | - - | 57.40 |
| | | 69 | KING Mary | CALL AGAIN CAVALIER | 38.10 | | | 18.00 | 56.10 | | | 8 - | 64.10 |
| 4 SWE - Sweden | | | | | 140.00 | (7) | | | 200.50 | (5) | | | 230.50 |
| | | 37 | CARLERBACK Viktoria | BALLY'S GERONIMO | 46.50 | | - | 26.40 | 72.90 | # WD | | # | 1000.00 |
| | | 53 | GALLERDAL Magnus | KEYMASTER | 54.60 | # | - | 13.60 | 68.20 | WD | | # | 1000.00 |
| | | 68 | ALBERT Dag | TUBBER REBEL | 65.60 | # | - | 27.60 | 93.20 | # | | - - | 93.20 |
| | | 8 | NORLING Katrin | PANDORA | 52.00 | | | 16.00 | 68.00 | | | 4 1.00 | 73.00 |
| | | 22 | ALGOTSSON Linda | STAND BY ME | 41.50 | | | 22.80 | 64.30 | | | - - | 64.30 |
| 5 NZL - New Zealand | | | | | 136.50 | (6) | | | 210.90 | (6) | | | 240.90 |
| | | 30 | NICHOLSON Andrew | LORD KILLINGHURST | 44.60 | | EL | - | 1000.00 | # | | # | 1000.00 |
| | | 15 | TOMPKINS Heelan | SUGOI | 55.60 | # | 40.00 | 35.20 | 130.80 | # | | 8 - # | 138.80 |
| | | 1 | TODD Mark | GANDALF | 49.40 | # | - | 27.20 | 76.60 | | | - 1.00 | 77.60 |
| | | 61 | POWELL Caroline | LENAMORE | 48.00 | | | 21.20 | 69.20 | | | 4 - | 73.20 |
| | | 46 | MEYER Joe | SNIP | 43.90 | | | 21.20 | 65.10 | | | 20 5.00 | 90.10 |
| 6 ITA - Italy | | | | | 127.40 | (5) | | | 198.40 | (4) | | | 246.40 |
| | | 33 | MAGNI Fabio | SOUTHERN KING V | 49.60 | | 20.00 | 50.00 | 119.60 | # | | - - # | 119.60 |
| | | 18 | BRECCIAROLI Stefano | CAPPA HILL | 50.00 | # | 20.00 | 42.00 | 112.00 | # | | 4 - # | 116.00 |
| | | 4 | PANIZZON Vittoria | ROCK MODEL | 50.60 | # | - | 18.40 | 69.00 | | | - - | 69.00 |
| | | 49 | BORDONE Susanna | AVA | 37.80 | | | 28.80 | 66.60 | | | 16 4.00 | 86.60 |
| | | 64 | ROTATORI Roberto | IRHAM DE VIAGES | 40.00 | | | 22.80 | 62.80 | | | 12 16.00 | 90.80 |

Legend:

2HI 2nd Horse Inspection

DSQ Disqualified

EL Eliminated

J/Pen Jump Penalty

Pen Penalties

Rk Rank

RT Retired

T/Pen Time Penalty

WD Withdrawn

Indicates that points do not count in team total


HK EQUESTRIAN VENUE(SHATIN)

香港奥运马术比赛场(沙田)

SITE DE SHATIN DE HK

TUE 星期二 MAR

12 AUG 2008

19:15

EQUESTRIAN

马术 / SPORTS ÉQUESTRES

EVENTING TEAM

三项赛团体赛 / CONCOURS COMPLET PAR ÉQUIPES


FINAL RESULTS

最终成绩 / RÉSULTATS DÉFINITIFS

| Rk | NOC | Rider No | Rider | Horse | Dressage | | Cross Country | | After Cross Country | | 2HI | Jumping | | Total Pen | |
|-----------|----------------------------|-------------|------------------|----------------------|---------------|-------------|---------------|-------|------------------------|-------------|-----|---------|-------|----------------|---------|
| | | | | | Pen | Rk | J/Pen | T/Pen | Pen | Rk | | J/Pen | T/Pen | | |
| 7 | USA - United States | | | | 115.60 | (3) | | | 234.00 | (7) | | | | 250.00 | |
| | | 5 | TRYON Amy | POGGIO II | 46.50 | # | EL | - | 1000.00 | # | | | # | 1000.00 | |
| | | 50 | O'CONNOR Karen | MANDIBA | 41.90 | # | 40.00 | 44.80 | 126.70 | # | | 4 | 1.00 | # | 131.70 |
| | | 34 | HOLDER Rebecca | COURAGEOUS COMET | 35.70 | | 60.00 | 22.00 | 117.70 | | | 8 | - | | 125.70 |
| | | 65 | DUTTON Phillip | CONNAUGHT | 40.60 | | - | 19.60 | 60.20 | | | 8 | - | | 68.20 |
| | | 19 | MILES Gina | MCKINLAIGH | 39.30 | | - | 16.80 | 56.10 | | | - | - | | 56.10 |
| 8 | IRL - Ireland | | | | 160.80 | (10) | | | 265.10 | (8) | | | | 276.10 | |
| | | 52 | RYAN Patricia | FERNHILL CLOVER MIST | 78.70 | # | - | 34.80 | 113.50 | # | | 12 | 1.00 | # | 126.50 |
| | | 67 | GRIFFIN Niall | LORGAINÉ | 50.60 | | 20.00 | 26.40 | 97.00 | # | | 12 | - | # | 109.00 |
| | | 21 | CURRAN Geoffrey | KILKISHEN | 61.70 | # | - | 30.40 | 92.10 | | | - | 2.00 | | 94.10 |
| | | 7 | O'CONNOR Austin | HOBBY DU MEE | 52.80 | | - | 34.40 | 87.20 | | | - | - | | 87.20 |
| | | 36 | LYONS Louise | WATERSHIP DOWN | 57.40 | | - | 28.40 | 85.80 | | | 8 | 1.00 | | 94.80 |
| 9 | CAN - Canada | | | | 153.20 | (9) | | | 287.00 | (9) | | | | 321.00 | |
| | | 47 | TAYLOR Samantha | LIVEWIRE | 70.70 | # | 40.00 | 69.60 | 180.30 | # | | 8 | - | # | 188.30 |
| | | 62 | WINTER Mike | KING PIN | 48.90 | | 20.00 | 56.80 | 125.70 | # | | 12 | 8.00 | # | 145.70 |
| | | 31 | O'HANLON Selena | COLOMBO | 44.10 | | 40.00 | 36.80 | 120.90 | | | 12 | - | | 132.90 |
| | | 16 | DONNELLY Sandra | BUENOS AIRES | 60.20 | | - | 24.00 | 84.20 | | | 8 | - | | 92.20 |
| | | 2 | CARTER Kyle | MADISON PARK | 63.50 | # | - | 18.40 | 81.90 | | | 12 | 2.00 | | 95.90 |
| 10 | BRA - Brazil | | | | 180.30 | (11) | | | 295.10 | (10) | | | | 334.10 | |
| | | 39 | TRISTAO Saulo | TOTSIE | 79.60 | # | EL | - | 1000.00 | # | | | | # | 1000.00 |
| | | 24 | MOREIRA Jeferson | ESCUDEIRO | 55.90 | | - | 50.80 | 106.70 | | | 4 | - | | 110.70 |
| | | 55 | PARO Andre | LAND HEIR | 59.60 | | - | 39.20 | 98.80 | | | 28 | 7.00 | | 133.80 |
| | | 10 | TOSI Marcelo | SUPER ROCKY | 64.80 | | - | 24.80 | 89.60 | | | - | - | | 89.60 |
| 11 | FRA - France | | | | 152.70 | (8) | | | 1135.80 | (11) | | | | 1138.80 | |
| | | 40 | TOUZAIN Nicolas | GALAN DE SAUVAGERE | | | WD | - | 1000.00 | # | | | | # | 1000.00 |
| | | 70 | ADDE Jean Renaud | HASTON D' ELPEGERE | 56.90 | | | | 1000.00 | | | | | | 1000.00 |
| | | 56 | VIGEANÉL Eric | CORONADO PRIOR | 53.00 | | - | 26.00 | 79.00 | | | - | - | | 79.00 |
| | | 25 | DHENNIN Didier | ISMENE DU TEMPLE | 42.80 | | - | 14.00 | 56.80 | | | - | 3.00 | | 59.80 |

Note:

1000 penalty points are awarded to any team competitor not completing competition (WD, RT or EL)

Legend:
2HI 2nd Horse Inspection

DSQ Disqualified

EL Eliminated

J/Pen Jump Penalty

Pen Penalties

Rk Rank

RT Retired

T/Pen Time Penalty

WD Withdrawn

Indicates that points do not count in team total

RESULTS

比赛成绩 / RÉSULTATS

Ground Jury:

LANDOLT Christian (SUI)

PLEWA Martin (GER), President

PAYNE Marilyn (USA)

| Jumping Test Specifications | |
|-----------------------------|--------------------------------|
| Type | Table A, not against the clock |
| Speed | 375 metres/minute |
| Distance | 585 metres |
| Time allowed | 94 seconds |

| Rk | NOC Code | Rider No | Rider | Horse | Dressage | | Cross Country | | After Cross Country | | 2HI | Jumping | | Total Pen |
|----|----------|----------|-----------------------|-------------------------|----------|------|---------------|-------|---------------------|------|-----|---------|-------|-----------|
| | | | | | Pen | Rk | J/Pen | T/Pen | Pen | Rk | | J/Pen | T/Pen | |
| 1 | GER | 32 | T ROMEIKE Hinrich | MARIUS | 37.40 | (7) | - | 12.80 | 50.20 | (1) | | 4 | - | 54.20 |
| 2 | GER | 48 | T KLIMKE Ingrid | ABRAXXAS | 33.50 | (3) | - | 17.20 | 50.70 | (2) | | 4 | - | 54.70 |
| 3 | AUS | 35 | T JONES Megan | IRISH JESTER | 35.40 | (4) | - | 15.60 | 51.00 | (3) | | 4 | - | 55.00 |
| 4 | USA | 19 | T MILES Gina | MCKINLAIGH | 39.30 | (10) | - | 16.80 | 56.10 | (5) | | - | - | 56.10 |
| 5 | GER | 63 | T DIBOWSKI Andreas | BUTTS LEON | 39.60 | (11) | - | 17.60 | 57.20 | (8) | | - | - | 57.20 |
| 6 | AUS | 6 | T FREDERICKS Clayton | BEN ALONG TIME | 37.00 | (6) | - | 16.40 | 53.40 | (4) | | 4 | - | 57.40 |
| 6 | GBR | 38 | T COOK Kristina | MINERS FROLIC | 40.20 | (13) | - | 17.20 | 57.40 | (10) | | - | - | 57.40 |
| 8 | GER | 17 | T OSTHOLT Frank | MR. MEDICOTT | 44.60 | (21) | - | 13.20 | 57.80 | (12) | | - | - | 57.80 |
| 9 | AUS | 51 | T JOHNSON Sonja | RINGWOULD JAGUAR | 45.20 | (23) | - | 13.60 | 58.80 | (13) | | - | - | 58.80 |
| 10 | AUS | 20 | T FREDERICKS Lucinda | HEADLEY BRITANNIA | 30.40 | (1) | - | 27.20 | 57.60 | (11) | | - | 2.00 | 59.60 |
| 11 | FRA | 25 | T DHENNIN Didier | ISMENE DU TEMPLE | 42.80 | (17) | - | 14.00 | 56.80 | (7) | | - | 3.00 | 59.80 |
| 12 | BEL | 45 | DONCKERS Karin | GAZELLE DE LA BRASSERIE | 31.70 | (2) | - | 25.60 | 57.30 | (9) | | 4 | - | 61.30 |
| 13 | GBR | 69 | T KING Mary | CALL AGAIN CAVALIER | 38.10 | (9) | - | 18.00 | 56.10 | (5) | | 8 | - | 64.10 |
| 14 | GBR | 23 | T FOX-PITT William | PARKMORE ED | 50.20 | (34) | - | 10.00 | 60.20 | (14) | | 4 | - | 64.20 |
| 15 | SWE | 22 | T ALGOTSSON Linda | STAND BY ME | 41.50 | (15) | - | 22.80 | 64.30 | (18) | | - | - | 64.30 |
| 16 | USA | 65 | T DUTTON Phillip | CONNAUGHT | 40.60 | (14) | - | 19.60 | 60.20 | (14) | | 8 | - | 68.20 |
| 17 | ITA | 4 | T PANIZZON Vittoria | ROCK MODEL | 50.60 | (35) | - | 18.40 | 69.00 | (25) | | - | - | 69.00 |
| 18 | AUS | 66 | T ROSE Shane | ALL LUCK | 53.30 | (46) | - | 9.20 | 62.50 | (16) | | 8 | - | 70.50 |
| 19 | SWE | 8 | T NORLING Katrin | PANDORA | 52.00 | (38) | - | 16.00 | 68.00 | (22) | | 4 | 1.00 | 73.00 |
| 20 | NZL | 61 | T POWELL Caroline | LENAMORE | 48.00 | (26) | - | 21.20 | 69.20 | (26) | | 4 | - | 73.20 |
| 21 | NED | 58 | LIPS Tim | ONCARLOS | 52.60 | (41) | - | 22.40 | 75.00 | (28) | | - | - | 75.00 |
| 22 | NZL | 1 | T TODD Mark | GANDALF | 49.40 | (30) | - | 27.20 | 76.60 | (29) | | - | 1.00 | 77.60 |
| 23 | FRA | 56 | T VIGEANEL Eric | CORONADO PRIOR | 53.00 | (44) | - | 26.00 | 79.00 | (30) | | - | - | 79.00 |
| 24 | GBR | 9 | T DICK Daisy | SPRING ALONG | 51.70 | (37) | - | 17.20 | 68.90 | (24) | | 8 | 3.00 | 79.90 |
| 25 | POL | 11 | SPISAK Pawel | WERIUSZ | 48.70 | (27) | - | 34.00 | 82.70 | (33) | | - | - | 82.70 |
| 26 | ITA | 49 | T BORDONE Susanna | AVA | 37.80 | (8) | - | 28.80 | 66.60 | (21) | | 16 | 4.00 | 86.60 |
| 27 | IRL | 7 | T O'CONNOR Austin | HOBBY DU MEE | 52.80 | (42) | - | 34.40 | 87.20 | (36) | | - | - | 87.20 |
| 28 | BRA | 10 | T TOSI Marcelo | SUPER ROCKY | 64.80 | (63) | - | 24.80 | 89.60 | (37) | | - | - | 89.60 |
| 29 | NZL | 46 | T MEYER Joe | SNIP | 43.90 | (19) | - | 21.20 | 65.10 | (19) | | 20 | 5.00 | 90.10 |
| 30 | ITA | 64 | T ROTATORI Roberto | IRHAM DE VIAGES | 40.00 | (12) | - | 22.80 | 62.80 | (17) | | 12 | 16.00 | 90.80 |
| 31 | CAN | 16 | T DONNELLY Sandra | BUENOS AIRES | 60.20 | (58) | - | 24.00 | 84.20 | (34) | | 8 | - | 92.20 |
| 32 | SWE | 68 | T ALBERT Dag | TUBBER REBEL | 65.60 | (65) | - | 27.60 | 93.20 | (40) | | - | - | 93.20 |
| 33 | IRL | 21 | T CURRAN Geoffrey | KILKISHEN | 61.70 | (59) | - | 30.40 | 92.10 | (39) | | - | 2.00 | 94.10 |
| 34 | IRL | 36 | T LYONS Louise | WATERSHIP DOWN | 57.40 | (55) | - | 28.40 | 85.80 | (35) | | 8 | 1.00 | 94.80 |
| 35 | GBR | 54 | T HUNT Sharon | TANKERS TOWN | 43.50 | (18) | 20 | 27.60 | 91.10 | (38) | | 4 | - | 95.10 |
| 36 | CAN | 2 | T CARTER Kyle | MADISON PARK | 63.50 | (61) | - | 18.40 | 81.90 | (32) | | 12 | 2.00 | 95.90 |
| 37 | SUI | 59 | REALINI Tiziana | GAMOUR | 48.90 | (28) | - | 32.80 | 81.70 | (31) | | 16 | - | 97.70 |
| 38 | GER | 3 | T THOMSEN Peter | THE GHOST OF HAMISH | 53.30 | (46) | 20 | 25.60 | 98.90 | (44) | | 4 | - | 102.90 |
| 39 | IRL | 67 | T GRIFFIN Niall | LORGAINE | 50.60 | (35) | 20 | 26.40 | 97.00 | (41) | | 12 | - | 109.00 |
| 40 | BRA | 24 | T MOREIRA Jeferson | ESCUDEIRO | 55.90 | (51) | - | 50.80 | 106.70 | (45) | | 4 | - | 110.70 |
| 41 | ITA | 18 | T BRECCIAROLI Stefano | CAPPA HILL | 50.00 | (33) | 20 | 42.00 | 112.00 | (46) | | 4 | - | 116.00 |
| 42 | ITA | 33 | T MAGNI Fabio | SOUTHERN KING V | 49.60 | (31) | 20 | 50.00 | 119.60 | (50) | | - | - | 119.60 |

Legend:

2HI 2nd Horse Inspection
J/Pen Jump Penalty
RT Retired
WD Withdrawn

DSQ Disqualified
Pen Penalties
T Team member

EL Eliminated
Rk Rank
T/Pen Time Penalty


HK EQUESTRIAN VENUE(SHATIN)

香港奥运马术比赛场(沙田)

SITE DE SHATIN DE HK

TUE 星期二 MAR

12 AUG 2008

19:15

EQUESTRIAN

马术 / SPORTS ÉQUESTRES

EVENTING INDIVIDUAL

三项赛个人赛 / CONCOURS COMPLET INDIVIDUEL

JUMPING QUALIFIER

(场地障碍) 资格赛 / SAUT D'OBST. ÉPREUVE QUALIF.


RESULTS

比赛成绩 / RÉSULTATS

| Rk | NOC Code | Rider No | Rider | Horse | Dressage | | Cross Country | | After Cross Country | | 2HI | Jumping | | Total Pen |
|----|----------|----------|-----------------------|----------------------|----------|------|---------------|-------|---------------------|------|-----|---------|-------|-----------|
| | | | | | Pen | Rk | J/Pen | T/Pen | Pen | Rk | | J/Pen | T/Pen | |
| 43 | USA | 34 | T HOLDER Rebecca | COURAGEOUS COMET | 35.70 | (5) | 60 | 22.00 | 117.70 | (48) | | 8 | - | 125.70 |
| 44 | IRL | 52 | T RYAN Patricia | FERNHILL CLOVER MIST | 78.70 | (68) | - | 34.80 | 113.50 | (47) | | 12 | 1.00 | 126.50 |
| 45 | USA | 50 | T O'CONNOR Karen | MANDIBA | 41.90 | (16) | 40 | 44.80 | 126.70 | (54) | | 4 | 1.00 | 131.70 |
| 46 | CAN | 31 | T O'HANLON Selena | COLOMBO | 44.10 | (20) | 40 | 36.80 | 120.90 | (51) | | 12 | - | 132.90 |
| 47 | BEL | 60 | van SPRINGEL Joris | BOLD ACTION | 52.00 | (38) | 20 | 46.40 | 118.40 | (49) | | 12 | 3.00 | 133.40 |
| 48 | BRA | 55 | T PARO Andre | LAND HEIR | 59.60 | (57) | - | 39.20 | 98.80 | (43) | | 28 | 7.00 | 133.80 |
| 49 | RUS | 41 | MARTYSHEV Valery | KINZHAL | 64.40 | (62) | - | 60.40 | 124.80 | (52) | | 8 | 4.00 | 136.80 |
| 49 | JPN | 43 | OIWA Yoshiaki | GORGEIOUS GEORGE | 52.40 | (40) | 40 | 36.40 | 128.80 | (55) | | 8 | - | 136.80 |
| 51 | NZL | 15 | T TOMPKINS Heelan | SUGOI | 55.60 | (49) | 40 | 35.20 | 130.80 | (56) | | 8 | - | 138.80 |
| 52 | CAN | 62 | T WINTER Mike | KING PIN | 48.90 | (28) | 20 | 56.80 | 125.70 | (53) | | 12 | 8.00 | 145.70 |
| 53 | POL | 42 | SPOLOWICZ Artur | WAG | 57.00 | (54) | 20 | 54.40 | 131.40 | (57) | | 12 | 11.00 | 154.40 |
| 54 | BLR | 26 | POITA Viachaslau | ENERGIYA | 59.10 | (56) | 20 | 55.60 | 134.70 | (58) | | 24 | 7.00 | 165.70 |
| 55 | BLR | 57 | TSELIAPUSHKINA Alena | PASSAT | 77.40 | (67) | - | 59.60 | 137.00 | (59) | | 28 | 2.00 | 167.00 |
| 56 | CAN | 47 | T TAYLOR Samantha | LIVEWIRE | 70.70 | (66) | 40 | 69.60 | 180.30 | (60) | | 8 | - | 188.30 |
| | JAM | 28 | ALBERT Samantha | BEFORE I DO IT | 56.30 | (52) | - | 41.60 | 97.90 | (42) | | EL | | EL |
| | DEN | 14 | FLARUP Peter | SILVER RAY | 53.10 | (45) | - | 13.20 | 66.30 | (20) | WD | | | WD |
| | SWE | 37 | T CARLERBACK Viktoria | BALLY'S GERONIMO | 46.50 | (24) | - | 26.40 | 72.90 | (27) | WD | | | WD |
| | SWE | 53 | T GALLERDAL Magnus | KEYMASTER | 54.60 | (48) | - | 13.60 | 68.20 | (23) | WD | | | WD |
| | USA | 5 | T TRYON Amy | POGGIO II | 46.50 | (24) | | | | | | | | EL |
| | RUS | 12 | ATROHOV Igor | ELKASAR | 65.20 | (64) | | | | | | | | EL |
| | CZE | 13 | HATLA Jaroslav | KARLA | 52.80 | (42) | | | | | | | | EL |
| | CHI | 27 | ITURRIAGA Sergio | LAGO RUPANCO | 63.00 | (60) | | | | | | | | EL |
| | CHN | 29 | HUA TIAN Alex | CHICO | 49.60 | (31) | | | | | | | | EL |
| | NZL | 30 | T NICHOLSON Andrew | LORD KILLINGHURST | 44.60 | (21) | | | | | | | | EL |
| | BRA | 39 | T TRISTAO Saulo | TOTSIE | 79.60 | (69) | | | | | | | | EL |
| | FRA | 70 | T ADDE Jean Renaud | HASTON D' ELPEGERE | 56.90 | (53) | | | | | | | | EL |
| | AUT | 44 | AMBROS Harald | QUICK | 55.70 | (50) | WD | | | | | | | WD |
| | FRA | 40 | T TOUZAIN Nicolas | GALAN DE SAUVAGERE | | | WD | | | | | | | WD |

Legend:

2HI 2nd Horse Inspection
J/Pen Jump Penalty
RT Retired
WD Withdrawn

DSQ Disqualified
Pen Penalties
T Team member

EL Eliminated
Rk Rank
T/Pen Time Penalty



COURSE PLAN

路线图 / PLAN DU PARCOURS

COURSE PLAN

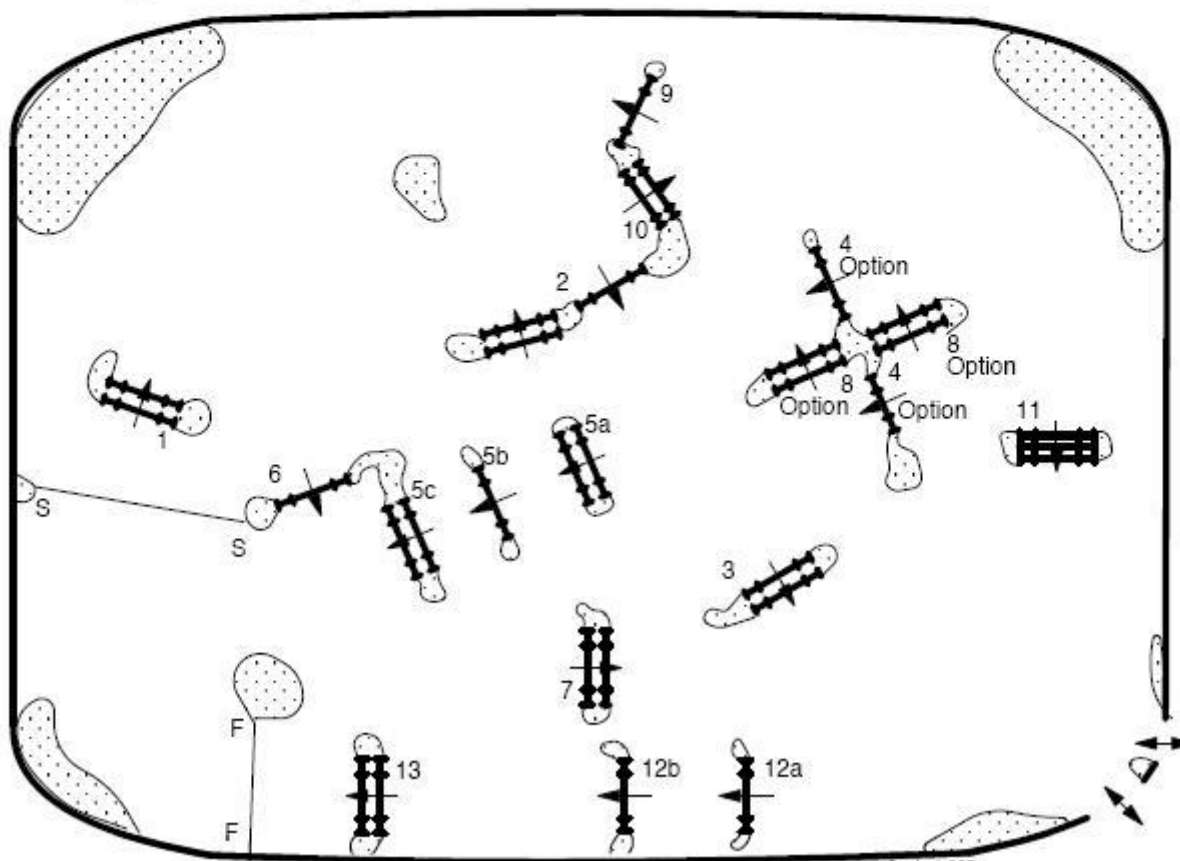
TYPE: Art. 620 3.3
 LENGTH: 585 m.
 SPEED: 375 m./min.
 TIME ALLOWED: 94 sec.
 TIME LIMIT: 188 sec.
 OBSTACLES: 13
 EFFORTS: 16

JUMP-OFF: No Jump Off

TECHNICAL DELEGATE:

Giuseppe Della Chiesa (ITA)

| OBSTACLE | F. HEIGHT | B. HEIGHT | SPREAD |
|----------|-----------|-----------|--------|
| 1 | 1.15 | 1.20 | 1.15 |
| 2 | 1.25 | | |
| 3 | 1.20 | 1.20 | 1.30 |
| 4 op. I | 1.20 | | |
| 4 op. II | 1.25 | | |
| 5a | 1.20 | 1.20 | 1.20 |
| 5b | 1.25 | | |
| 5c | 1.20 | 1.20 | 1.35 |
| 6 | 1.25 | | |
| 7 | 1.25 | 1.25 | 1.40 |
| 8 op. I | 1.20 | 1.20 | 1.35 |
| 8 op. II | 1.25 | 1.25 | 1.40 |
| 9 | 1.25 | | |
| 10 | 1.25 | 1.25 | 0.80 |
| 11 | 0.90 | 1.25 | 1.50 |
| 12a | 1.20 | | |
| 12b | 1.20 | | |
| 13 | 1.25 | 1.25 | 1.30 |



FINAL RESULTS

最终成绩 / RÉSULTATS DÉFINITIFS

Ground Jury: LANDOLT Christian (SUI)

PLEWA Martin (GER), President

PAYNE Marilyn (USA)

| Jumping Test Specifications | |
|-----------------------------|--------------------------------|
| Type | Table A, not against the clock |
| Speed | 375 metres/minute |
| Distance | 405 metres |
| Time allowed | 67 seconds |

| Rk | NOC Code | Rider No | Rider | Horse | Dressage | | Cross Country | | After Cross Country | | 2HI | 1st Jump | | After 1st Jump | | Final Jumping | | Total |
|----|----------|----------|---------------------|-------------------------|----------|------|---------------|-------|---------------------|------|-----|----------|--------|----------------|----|---------------|--------|-------|
| | | | | | Pen | Rk | J/Pen | T/Pen | Pen | Rk | | Pen | Rk | Pen | Rk | J/Pen | T/Pen | |
| 1 | GER | 32 | ROMEIKE Hinrich | MARIUS | 37.40 | (7) | - | 12.80 | 50.20 | (1) | | 4 | 54.20 | (1) | - | - | 54.20 | |
| 2 | USA | 19 | MILES Gina | MCKINLAIGH | 39.30 | (10) | - | 16.80 | 56.10 | (5) | | - | 56.10 | (4) | - | - | 56.10 | |
| 3 | GBR | 38 | COOK Kristina | MINERS FROLIC | 40.20 | (13) | - | 17.20 | 57.40 | (10) | | - | 57.40 | (6) | - | - | 57.40 | |
| 4 | AUS | 35 | JONES Megan | IRISH JESTER | 35.40 | (4) | - | 15.60 | 51.00 | (3) | | 4 | 55.00 | (3) | 4 | - | 59.00 | |
| 5 | GER | 48 | KLIMKE Ingrid | ABRAXXAS | 33.50 | (3) | - | 17.20 | 50.70 | (2) | | 4 | 54.70 | (2) | 4 | 1.00 | 59.70 | |
| 6 | FRA | 25 | DHENNIN Didier | ISMENE DU TEMPLE | 42.80 | (17) | - | 14.00 | 56.80 | (7) | | 3 | 59.80 | (11) | - | - | 59.80 | |
| 7 | AUS | 6 | FREDERICKS Clayton | BEN ALONG TIME | 37.00 | (6) | - | 16.40 | 53.40 | (4) | | 4 | 57.40 | (6) | 4 | - | 61.40 | |
| 8 | GER | 63 | DIBOWSKI Andreas | BUTTS LEON | 39.60 | (11) | - | 17.60 | 57.20 | (8) | | - | 57.20 | (5) | 8 | - | 65.20 | |
| 9 | BEL | 45 | DONCKERS Karin | GAZELLE DE LA BRASSERIE | 31.70 | (2) | - | 25.60 | 57.30 | (9) | | 4 | 61.30 | (12) | 4 | - | 65.30 | |
| 10 | AUS | 51 | JOHNSON Sonja | RINGWOULD JAGUAR | 45.20 | (23) | - | 13.60 | 58.80 | (13) | | - | 58.80 | (9) | 8 | - | 66.80 | |
| 11 | GBR | 69 | KING Mary | CALL AGAIN CAVALIER | 38.10 | (9) | - | 18.00 | 56.10 | (5) | | 8 | 64.10 | (13) | 4 | - | 68.10 | |
| 12 | GBR | 23 | FOX-PITT William | PARKMORE ED | 50.20 | (34) | - | 10.00 | 60.20 | (14) | | 4 | 64.20 | (14) | 4 | - | 68.20 | |
| 13 | SWE | 22 | ALGOTSSON Linda | STAND BY ME | 41.50 | (15) | - | 22.80 | 64.30 | (18) | | - | 64.30 | (15) | 4 | - | 68.30 | |
| 14 | NZL | 61 | POWELL Caroline | LENAMORE | 48.00 | (26) | - | 21.20 | 69.20 | (26) | | 4 | 73.20 | (20) | - | - | 73.20 | |
| 15 | NED | 58 | LIPS Tim | ONCARLOS | 52.60 | (41) | - | 22.40 | 75.00 | (28) | | - | 75.00 | (21) | - | - | 75.00 | |
| 16 | ITA | 4 | PANIZZON Vittoria | ROCK MODEL | 50.60 | (35) | - | 18.40 | 69.00 | (25) | | - | 69.00 | (17) | 8 | - | 77.00 | |
| 17 | NZL | 1 | TODD Mark | GANDALF | 49.40 | (30) | - | 27.20 | 76.60 | (29) | | 1 | 77.60 | (22) | - | - | 77.60 | |
| 18 | SWE | 8 | NORLING Katrin | PANDORA | 52.00 | (38) | - | 16.00 | 68.00 | (22) | | 5 | 73.00 | (19) | 8 | - | 81.00 | |
| 19 | POL | 11 | SPISAK Pawel | WERIUSZ | 48.70 | (27) | - | 34.00 | 82.70 | (33) | | - | 82.70 | (25) | - | - | 82.70 | |
| 20 | FRA | 56 | VIGEANEL Eric | CORONADO PRIOR | 53.00 | (44) | - | 26.00 | 79.00 | (30) | | - | 79.00 | (23) | 4 | - | 83.00 | |
| 21 | IRL | 7 | O'CONNOR Austin | HOBBY DU MEE | 52.80 | (42) | - | 34.40 | 87.20 | (36) | | - | 87.20 | (27) | - | - | 87.20 | |
| 22 | BRA | 10 | TOSI Marcelo | SUPER ROCKY | 64.80 | (63) | - | 24.80 | 89.60 | (37) | | - | 89.60 | (28) | - | - | 89.60 | |
| 23 | ITA | 49 | BORDONE Susanna | AVA | 37.80 | (8) | - | 28.80 | 66.60 | (21) | | 20 | 86.60 | (26) | 8 | 6.00 | 100.60 | |
| 24 | NZL | 46 | MEYER Joe | SNIP | 43.90 | (19) | - | 21.20 | 65.10 | (19) | | 25 | 90.10 | (29) | 8 | 4.00 | 102.10 | |
| 25 | GER | 17 | OSTHOLT Frank | MR. MEDICOTT | 44.60 | (21) | - | 13.20 | 57.80 | (12) | | - | 57.80 | (8) | - | - | 57.80 | |
| 26 | AUS | 20 | FREDERICKS Lucinda | HEADLEY BRITANNIA | 30.40 | (1) | - | 27.20 | 57.60 | (11) | | 2 | 59.60 | (10) | - | - | 59.60 | |
| 27 | AUS | 66 | ROSE Shane | ALL LUCK | 53.30 | (46) | - | 9.20 | 62.50 | (16) | | 8 | 70.50 | (18) | - | - | 70.50 | |
| 28 | GBR | 9 | DICK Daisy | SPRING ALONG | 51.70 | (37) | - | 17.20 | 68.90 | (24) | | 11 | 79.90 | (24) | - | - | 79.90 | |
| 29 | ITA | 64 | ROTATORI Roberto | IRHAM DE VIAGES | 40.00 | (12) | - | 22.80 | 62.80 | (17) | | 28 | 90.80 | (30) | - | - | 90.80 | |
| 30 | CAN | 16 | DONNELLY Sandra | BUENOS AIRES | 60.20 | (58) | - | 24.00 | 84.20 | (34) | | 8 | 92.20 | (31) | - | - | 92.20 | |
| 31 | SWE | 68 | ALBERT Dag | TUBBER REBEL | 65.60 | (65) | - | 27.60 | 93.20 | (40) | | - | 93.20 | (32) | - | - | 93.20 | |
| 32 | IRL | 21 | CURRAN Geoffrey | KILKISHEN | 61.70 | (59) | - | 30.40 | 92.10 | (39) | | 2 | 94.10 | (33) | - | - | 94.10 | |
| 33 | IRL | 36 | LYONS Louise | WATERSHIP DOWN | 57.40 | (55) | - | 28.40 | 85.80 | (35) | | 9 | 94.80 | (34) | - | - | 94.80 | |
| 34 | GBR | 54 | HUNT Sharon | TANKERS TOWN | 43.50 | (18) | 20.00 | 27.60 | 91.10 | (38) | | 4 | 95.10 | (35) | - | - | 95.10 | |
| 35 | CAN | 2 | CARTER Kyle | MADISON PARK | 63.50 | (61) | - | 18.40 | 81.90 | (32) | | 14 | 95.90 | (36) | - | - | 95.90 | |
| 36 | SUI | 59 | REALINI Tiziana | GAMOUR | 48.90 | (28) | - | 32.80 | 81.70 | (31) | | 16 | 97.70 | (37) | - | - | 97.70 | |
| 37 | GER | 3 | THOMSEN Peter | THE GHOST OF HAMISH | 53.30 | (46) | 20.00 | 25.60 | 98.90 | (44) | | 4 | 102.90 | (38) | - | - | 102.90 | |
| 38 | IRL | 67 | GRIFFIN Niall | LORGAIN | 50.60 | (35) | 20.00 | 26.40 | 97.00 | (41) | | 12 | 109.00 | (39) | - | - | 109.00 | |
| 39 | BRA | 24 | MOREIRA Jeferson | ESCUDEIRO | 55.90 | (51) | - | 50.80 | 106.70 | (45) | | 4 | 110.70 | (40) | - | - | 110.70 | |
| 40 | ITA | 18 | BRECCIAROLI Stefano | CAPPA HILL | 50.00 | (33) | 20.00 | 42.00 | 112.00 | (46) | | 4 | 116.00 | (41) | - | - | 116.00 | |
| 41 | ITA | 33 | MAGNI Fabio | SOUTHERN KING V | 49.60 | (31) | 20.00 | 50.00 | 119.60 | (50) | | - | 119.60 | (42) | - | - | 119.60 | |
| 42 | USA | 34 | HOLDER Rebecca | COURAGEOUS COMET | 35.70 | (5) | 60.00 | 22.00 | 117.70 | (48) | | 8 | 125.70 | (43) | - | - | 125.70 | |
| 43 | IRL | 52 | RYAN Patricia | FERNHILL CLOVER MIST | 78.70 | (68) | - | 34.80 | 113.50 | (47) | | 13 | 126.50 | (44) | - | - | 126.50 | |

Legend:
2HI 2nd Horse Inspection

J/Pen Jump Penalty

RT Retired

DSQ Disqualified

Pen Penalties

T/Pen Time Penalty

EL Eliminated

Rk Rank

WD Withdrawn

FINAL RESULTS

最终成绩 / RÉSULTATS DÉFINITIFS

| Rk | NOC Code | Rider No | Rider | Horse | Dressage | | Cross Country | | After Cross Country | | 2HI | 1st Jump | | After 1st Jump | | Final Jumping | | Total |
|----|----------|----------|----------------------|--------------------|----------|------|---------------|-------|---------------------|------|-----|----------|--------|----------------|-------|---------------|-------|-------|
| | | | | | Pen | Rk | J/Pen | T/Pen | Pen | Rk | | Pen | Rk | J/Pen | T/Pen | J/Pen | T/Pen | |
| 44 | USA | 50 | O'CONNOR Karen | MANDIBA | 41.90 | (16) | 40.00 | 44.80 | 126.70 | (54) | | 5 | 131.70 | (45) | | | | |
| 45 | CAN | 31 | O'HANLON Selena | COLOMBO | 44.10 | (20) | 40.00 | 36.80 | 120.90 | (51) | | 12 | 132.90 | (46) | | | | |
| 46 | BEL | 60 | van SPRINGEL Joris | BOLD ACTION | 52.00 | (38) | 20.00 | 46.40 | 118.40 | (49) | | 15 | 133.40 | (47) | | | | |
| 47 | BRA | 55 | PARO Andre | LAND HEIR | 59.60 | (57) | - | 39.20 | 98.80 | (43) | | 35 | 133.80 | (48) | | | | |
| 48 | RUS | 41 | MARTYSHEV Valery | KINZHAL | 64.40 | (62) | - | 60.40 | 124.80 | (52) | | 12 | 136.80 | (49) | | | | |
| 49 | JPN | 43 | OIWA Yoshiaki | GORGEOUS GEORGE | 52.40 | (40) | 40.00 | 36.40 | 128.80 | (55) | | 8 | 136.80 | (49) | | | | |
| 50 | NZL | 15 | TOMPKINS Heelan | SUGOI | 55.60 | (49) | 40.00 | 35.20 | 130.80 | (56) | | 8 | 138.80 | (51) | | | | |
| 51 | CAN | 62 | WINTER Mike | KING PIN | 48.90 | (28) | 20.00 | 56.80 | 125.70 | (53) | | 20 | 145.70 | (52) | | | | |
| 52 | POL | 42 | SPOLOWICZ Artur | WAG | 57.00 | (54) | 20.00 | 54.40 | 131.40 | (57) | | 23 | 154.40 | (53) | | | | |
| 53 | BLR | 26 | POITA Viachaslau | ENERGIYA | 59.10 | (56) | 20.00 | 55.60 | 134.70 | (58) | | 31 | 165.70 | (54) | | | | |
| 54 | BLR | 57 | TSELIAPUSHKINA Alena | PASSAT | 77.40 | (67) | - | 59.60 | 137.00 | (59) | | 30 | 167.00 | (55) | | | | |
| 55 | CAN | 47 | TAYLOR Samantha | LIVEWIRE | 70.70 | (66) | 40.00 | 69.60 | 180.30 | (60) | | 8 | 188.30 | (56) | | | | |
| | JAM | 28 | ALBERT Samantha | BEFORE I DO IT | 56.30 | (52) | - | 41.60 | 97.90 | (42) | | EL | | | | | | |
| | DEN | 14 | FLARUP Peter | SILVER RAY | 53.10 | (45) | - | 13.20 | 66.30 | (20) | WD | | | | | | | |
| | SWE | 37 | CARLERBACK Viktoria | BALLY'S GERONIMO | 46.50 | (24) | - | 26.40 | 72.90 | (27) | WD | | | | | | | |
| | SWE | 53 | GALLERDAL Magnus | KEYMASTER | 54.60 | (48) | - | 13.60 | 68.20 | (23) | WD | | | | | | | |
| | USA | 5 | TRYON Amy | POGGIO II | 46.50 | (24) | EL | | | | | | | | | | | |
| | RUS | 12 | ATROHOV Igor | ELKASAR | 65.20 | (64) | EL | | | | | | | | | | | |
| | CZE | 13 | HATLA Jaroslav | KARLA | 52.80 | (42) | EL | | | | | | | | | | | |
| | CHI | 27 | ITURRIAGA Sergio | LAGO RUPANCO | 63.00 | (60) | EL | | | | | | | | | | | |
| | CHN | 29 | HUA TIAN Alex | CHICO | 49.60 | (31) | EL | | | | | | | | | | | |
| | NZL | 30 | NICHOLSON Andrew | LORD KILLINGHURST | 44.60 | (21) | EL | | | | | | | | | | | |
| | BRA | 39 | TRISTAO Saulo | TOTSIE | 79.60 | (69) | EL | | | | | | | | | | | |
| | FRA | 70 | ADDE Jean Renaud | HASTON D' ELPEGERE | 56.90 | (53) | EL | | | | | | | | | | | |
| | AUT | 44 | AMBROS Harald | QUICK | 55.70 | (50) | WD | | | | | | | | | | | |
| | FRA | 40 | TOUZAIN Nicolas | GALAN DE SAUVAGERE | WD | | | | | | | | | | | | | |
| | USA | 65 | DUTTON Phillip | CONNAUGHT | DSQ | | | | | | | | | | | | | |

Legend:
2HI 2nd Horse Inspection

J/Pen Jump Penalty

RT Retired

DSQ Disqualified

Pen Penalties

T/Pen Time Penalty

EL Eliminated

Rk Rank

WD Withdrawn



COURSE PLAN

路线图 / PLAN DU PARCOURS

COURSE PLAN

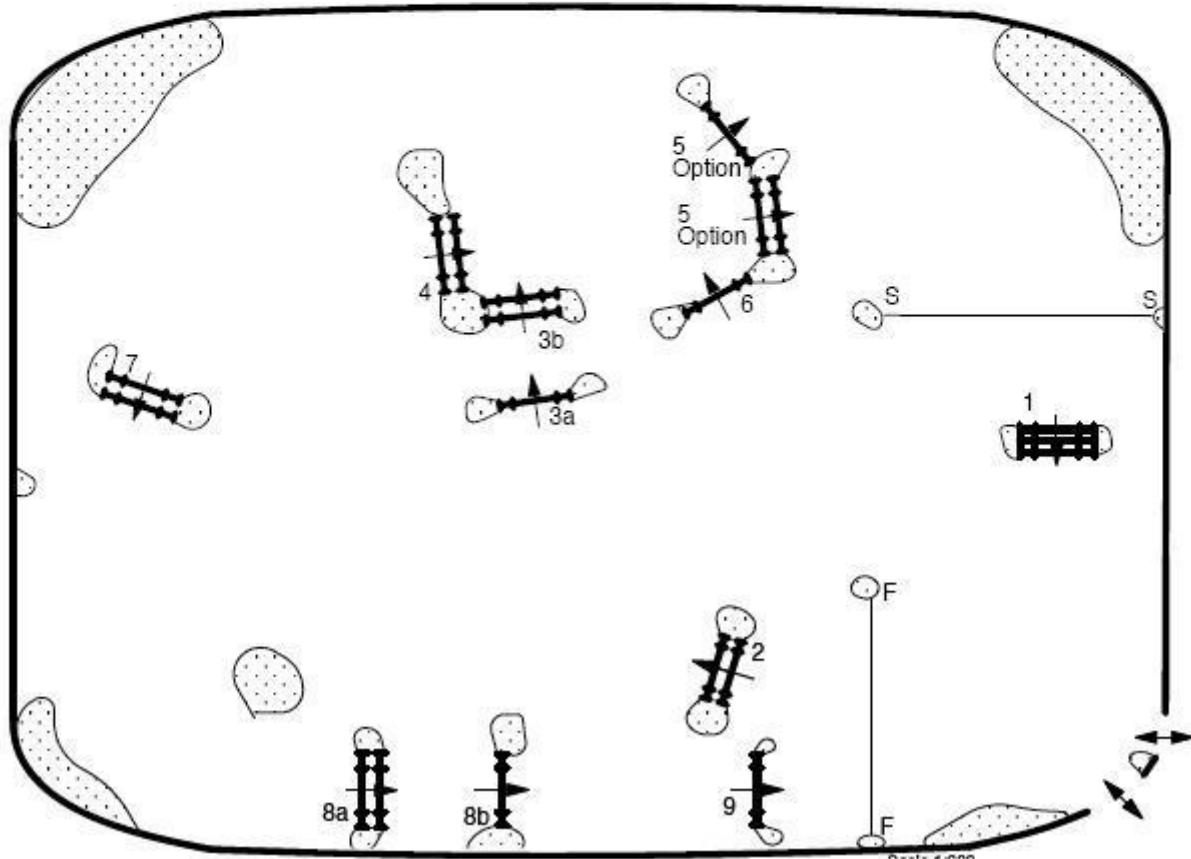
TYPE: Art. 620 3.4
 LENGTH: m.
 SPEED: 375 m./min.
 TIME ALLOWED: sec.
 TIME LIMIT: sec.
 OBSTACLES: 9
 EFFORTS: 11

JUMP-OFF: No Jump Off

TECHNICAL DELEGATE:

| OBSTACLE | F. HEIGHT | B. HEIGHT | SPREAD |
|----------|-----------|-----------|--------|
| 1 | 0.90 | 1.20 | 1.50 |
| 2 | 1.25 | 1.25 | 1.35 |
| 3a | 1.25 | | |
| 3b | 1.25 | 1.25 | 1.25 |
| 4 | 1.30 | 1.30 | 0.80 |
| 5 op r | 1.30 | 1.30 | 1.40 |
| 5 op l | 1.25 | | |
| 5c | 1.20 | 1.20 | 1.35 |
| 6 | 1.30 | | |
| 7 | 1.30 | 1.30 | 1.45 |
| 8a | 1.25 | 1.25 | 1.25 |
| 8b | 1.30 | | |
| 9 | 1.30 | | |

Giuseppe Della Chiesa (ITA)





Entry List by Event As of 21 AUG 2008

小项的报名名单 / Liste des inscrits par épreuve

| NOC Code | Rider | Date of Birth | Gender | Horse No | Horse | Year of Birth | Sex | Colour | Breed | Passport Number | Sire | Owner | Groom |
|----------|----------------------|---------------|--------|----------|------------------|---------------|-----|--------|-------|-----------------|------------------|-------------------------------------|------------------|
| AUS | BERESFORD Hayley | 26 Feb 1978 | W | 203 | RELAMPAGO | 1997 | ST | CH | LUSIT | BRA01902 | LUAR | EDVARDO FISCHER | SOPHIE AKERS |
| AUS | OATLEY Kristy | 18 Jul 1978 | W | 202 | QUANDO QUANDO | 1995 | ST | CH | OLDBG | GER20101 | QUATTRO B | ROBERT OATLEY ROSALIND OATLEY | ANNIKA NEUKAETER |
| AUS | RYAN Heath | 2 Jul 1958 | M | 201 | GREENOAKS DUNDEE | 1995 | GD | CH | NL | AUS01493 | DUNTROON | CLYDE WUNDERWALD | ALISHYA HILL |
| AUT | MAX THEURER Victoria | 24 Oct 1985 | W | 205 | FALCAO | 1992 | GD | BA | OLDBG | AUT03361 | FEINER STERN | MAX-THEURER REICHLMAYER ROB. | KOSTERSITZ BRIG. |
| BLR | LIS Iryna | 26 Dec 1972 | W | 206 | REDFORD | 1997 | GD | BA | NL | RUS00730 | HOMERS | REP OLYMP EQUES. | |
| BRA | ALMEIDA Luiza | 7 Sep 1991 | W | 209 | SAMBA | 1999 | ST | GR | LUSIT | BRA40408 | INCA | ALMEIDA MANUEL ALMEIDA THEREZA | MARANHAO ANDRES. |
| BRA | CLEMENTINO Rogerio | 20 Dec 1981 | M | 207 | NILO VO | 1994 | ST | GR | LUSIT | BRA40195 | VISIR | OLIVA VICTOR OLIVA TATIANNA | PEREIRA JEFERSON |
| BRA | SILVA Leandro | 8 Apr 1976 | M | 208 | OCEANO DO TOP | 1994 | ST | GR | LUSIT | BRA01522 | AFIANCADO DE FL. | SALLES PAULA SALLES ISABELLA | ARAUJO LUIZ ALB. |
| CAN | BROOKS Jacqueline | 15 Sep 1967 | W | 210 | GRAN GESTO | 1995 | GD | DB | OLDBG | CAN02054 | GRANNOX | WELCH ANNE BROOKS MARY | KELLOCK LINDSAY |
| CAN | HOLZER Ashley | 10 Oct 1963 | W | 212 | POP ART | 1997 | GD | CH | KWPN | CAN02715 | AMSTERDAM | HOLZER RUSTY NICOLL IAN | JONES HOLLY |
| CAN | REID Leslie | 2 Jul 1956 | W | 211 | ORION | 1996 | GD | CH | DWB | CAN02511 | JAZZ | HATCH PARTICIA HATCH GEORGE | HEMRICH BONNIE |
| CHN | LIU Lina | 20 Feb 1979 | W | 213 | PIROSCHKA | 1995 | MA | CH | AA | SUI08755 | PIASTER | MAIMAITI SIDIKE RUAYRUNGRUANG C. | LIU ZHONG |
| DEN | HELGSTRAND Andreas | 2 Oct 1977 | M | 216 | DON SCHUFRO | 1993 | ST | CH | OLDBG | DEN02029 | DONNERHALL | BLUE HORS STUD BLUE HORS STUD | BLOM JOHANNA |
| DEN | van OLST Anne | 25 Mar 1962 | W | 214 | CLEARWATER | 1998 | GD | BA | DWB | DEN02595 | CARPACCIO | TEAM EXQUIS OLST ANNE VAN | DAWSON CAROLINE |
| DEN | ZU SAYN-WITTGENSTEIN | 2 May 1975 | W | 215 | DIGBY | 1997 | GD | DB | DWB | DEN02670 | DONNERHALL | RIDER | GLARGAARD SANNE |
| ESP | DOMINGO Jordi | 1 Aug 1981 | M | 219 | PRESTIGE | 1997 | ST | BL | KWPN | ESP04289 | FERRO | SWANDE LINDA MARIA DEL MAR G. | BARSTIES JEAN P. |

Entry List by Event As of 21 AUG 2008

小项的报名名单 / Liste des inscrits par épreuve

| NOC Code | Rider | Date of Birth | Gender | Horse No | Horse | Year of Birth | Sex | Colour | Breed | Passport Number | Sire | Owner | Groom |
|----------|----------------------|---------------|--------|----------|--------------------|---------------|-----|--------|-------|-----------------|-----------------|-------------------------------------|------------------|
| ESP | FERRER SALAT Beatriz | 11 Mar 1966 | W | 217 | FABERGE | 1996 | GD | BL | HANN | ESP03272 | FALKLAND | FRADERA ROSA MA. GARCIA VENANCIO | BARCELO GUILLEM |
| ESP | MUNOZ Juan Manuel | 19 May 1969 | M | 218 | FUEGO XII | 1998 | ST | GR | P.R.E | ESP03698 | UTRERANO | CARDENAS MIGUEL SAN MIGUEL ENRI. | CLERC DE LASALL. |
| FIN | KYRKLUND Kyra | 30 Nov 1951 | W | 220 | MAX | 1995 | GD | BA | SWB | FIN01208 | MASTER 850 | MOED KYRKLUND R. CONN YVETTE | RATZ CECILIA |
| FRA | BOBLET Marc | 1 Sep 1971 | M | 223 | WHITINI STAR | 1999 | GD | BA | BWP | FRA41330 | PIK SOLO | CHRAIBI ISABELLE | CHRAIBI ISABELLE |
| FRA | CHEVANNE Julia | 7 Nov 1975 | W | 221 | CALIMUCHO | 1992 | GD | BA | HANN | FRA08675 | CAVALIER | CHEVANNE JULIA | GAUBERT ISABELLE |
| FRA | PERRING Hubert | 19 Jan 1957 | M | 222 | DIABOLO ST MAURICE | 1991 | GD | CH | SF | FRA07223 | PLEIN ESPOIR IV | THIERRY DELAVAU. | FABRY KEVIN |
| GBR | BECHTOLSHEIMER Laura | 31 Jan 1985 | W | 224 | MISTRAL HOJRSIS | 1995 | GD | CH | DWB | DEN02686 | MICHELLINO | BECHTOLSHEIMER BECHTOLSHEIMER | LEVITT CAROLE |
| GBR | GREGORY Jane | 30 Jun 1959 | W | 226 | LUCKY STAR | 1992 | GD | BA | DWB | GBR10234 | LUCKY LIGHT | GREGORY ARAM SALZGEBER | MOORE RACHEL |
| GBR | HINDLE Emma | 19 May 1975 | W | 225 | LANCET | 1993 | ST | BA | HANN | NED06248 | WENZEL I | SIEBERT MICHAEL GRAHAM POUL | MEEHAM NIAMB |
| GER | CAPELLMANN Nadine | 9 Jul 1965 | W | 229 | ELVIS VA | 1996 | GD | CH | HANN | GER27120 | ESPRI | BONGARTE THEODOR EAPPE HORST | DOMHOEFER SABINE |
| GER | KEMMER Heike | 24 Apr 1962 | W | 228 | BONAPARTE | 1993 | GD | CH | HANN | GER20096 | BON BONAPARTE | FINK BETTINA BRAMALL LEONIE | SUDA DOREEN |
| GER | WERTH Isabell | 21 Jul 1969 | W | 230 | SATCHMO | 1994 | GD | DB | HANN | GER21978 | SAO PAULO | WITTIG WOLFRAM URBAN WOLFGANG | KLENIUK ANNA |
| ITA | SANGIORGI Pierluigi | 7 Oct 1968 | M | 232 | FLOURIAN | 1997 | GD | BA | UNIRE | ITA07078 | SAVOY | PALMIZI PATRIZIA LELLI PIERPAOLO | LENGHEL CATALIN |
| JPN | HOKETSU Hiroshi | 28 Mar 1941 | M | 235 | WHISPER | 1997 | MA | CH | HANN | GER41164 | WOLKESTEIN II | HOKETSU MOTOKO DE RIDDER ANTON. | SCHACHT RENE |
| JPN | KITAI Yuko | 15 Jan 1973 | W | 234 | RAMBO | 1994 | GD | DB | SWB | GER27150 | NACTUS | KITAI KAZUTERU TOKI SHUICHI | MOMONO AKI |
| JPN | YAGI Mieko | 9 Jun 1950 | W | 233 | DOW JONES | 1994 | GD | BA | OLDBG | GER21858 | DON PRIMERO | YAGI HIROSHI SCHMIDT HUBERT | TAMURA TOMO |

Entry List by Event As of 21 AUG 2008

小项的报名名单 / Liste des inscrits par épreuve

| NOC Code | Rider | Date of Birth | Gender | Horse No | Horse | Year of Birth | Sex | Colour | Breed | Passport Number | Sire | Owner | Groom |
|----------|-------------------------|---------------|--------|----------|--------------------|---------------|-----|--------|-------|-----------------|----------------|-------------------------------------|------------------|
| KOR | CHOI Junsang | 24 Jul 1978 | M | 236 | CINQUE CENTO | 1995 | GD | BA | HOLST | SUI09504 | CAMBRIDGE | LEE CHANG-MIN CHOI KYUNG-HOON | HAN SE-HYUN |
| MEX | PUJALS Bernadette | 8 Jul 1968 | W | 237 | VINCENT | 1992 | ST | CH | HANN | MEX01567 | | FRANCO PAMELA | WADEBORN IDA CH. |
| NED | MINDERHOUD Hans Peter | 7 Oct 1973 | M | 238 | NADINE | 1995 | MA | CH | KWPN | NED40301 | TCN PARTOUT | KIES TON GAL EDWARD | VISSER ANNA |
| NED | SHELLEKENS-BARTELS Imke | 15 Mar 1977 | W | 240 | SUNRISE | 1994 | MA | DB | HANN | NED06790 | SINGULAR JOTER | SHELLEKENS IMKE BARTELS-DE VRIES | ABBRING ANJA |
| NED | van GRUNSVEN Anky | 2 Jan 1968 | W | 239 | SALINERO | 1994 | GD | DB | HANN | USA07896 | SALTERI | MURPHY-ARTS VAN GRINSVEN | VAN UDEN WILLEKE |
| POL | RAPCEWICZ Michal | 10 Mar 1982 | M | 242 | RANDON | 1997 | GD | BA | PHBA | POL01866 | CZVWAJ | RAPCEWICZ MICHAL | |
| POR | PINTO Carlos | 24 Aug 1959 | M | 244 | NOTAVEL | 1994 | GD | GR | LUSIT | FRA12175 | FORCADO | PINTO CARLOS | PINSART JOE |
| POR | PINTO Daniel | 13 May 1967 | M | 243 | GALOPIN DE LA FONT | 1994 | ST | DB | LUSIT | POR02036 | ESPANTO | ESPAPIN | RAFAI BENCHERKI |
| POR | RALAO DUARTE Miguel | 1 Dec 1966 | M | 245 | OXALIS | 1995 | MA | RO | LUSIT | POR01667 | XAQUIRO | FERRAZ DA COSTA SOC AGRICOLA D | SOARRES LUZ VAL. |
| RUS | KORELOVA Alexandra | 1 Aug 1977 | W | 246 | BALAGUR | 1990 | ST | GR | NL | RUS00643 | RASKAT | BALYKIN ANATOLY BALYKINA EKATER. | GELDARD ELIZABE. |
| RUS | MILOSERDOVA Tatiana | 9 Jan 1960 | W | 247 | WAT A FEELING | 1995 | GD | DB | HANN | ITA08035 | WARKANT | MILOSERDOVA TAT. | SBERNA SIMONE |
| SWE | BRINK Jan | 26 Aug 1960 | M | 248 | BRIAR | 1991 | ST | CH | SWB | SWE02910 | MAGINI | GORANSSON HANS GUSTAFSSON KRIS. | |
| SWE | KITTEL Patrik | 10 Jun 1976 | M | 249 | FLORESCO | 1998 | ST | BA | WESTF | GER42259 | FLORESTAN I | ARL JOCHEN RUSCHER CLAUBIA | |
| SWE | SILFVEN Tinne | 12 Jul 1967 | W | 250 | SOLOS CAREX | 1993 | GD | BA | DWB | DEN01874 | CASTRO | AXELSON JOHNSON ENNERFELT PER G. | |
| USA | KING Courtney | 20 Nov 1977 | W | 253 | MYTHILUS | 1994 | GD | DB | KWPN | USA40714 | FERRO | MALONE LESIE DYE JASON | MARCHAND ALLANA |
| USA | MCDONALD Debbie | 27 Aug 1954 | W | 252 | BRENTINA | 1991 | MA | CH | HANN | USA05398 | BRENTANO II | THOMAS PEGGY MCDONALD ROBERT | PALOMERA RUBEN |
| USA | PETERS Steffen | 18 Sep 1964 | M | 254 | RAVEL | 1998 | ST | BA | KWPN | NED08212 | CONTANGO | YAMAZAKI AKIKO YANG JERRY | HERNANDEZ |

Entry List by Event As of 21 AUG 2008

小项的报名名单 / Liste des inscrits par épreuve

| NOC Code | Rider | Date of Birth | Gender | Horse No | Horse | Year of Birth | Sex | Colour | Breed | Passport Number | Sire | Owner | Groom |
|----------|-------|---------------|--------|----------|-------|---------------|-----|--------|-------|-----------------|------|-------|-------|
|----------|-------|---------------|--------|----------|-------|---------------|-----|--------|-------|-----------------|------|-------|-------|

Note:
All changes are available in INFO

Legend:

| | | | | | |
|---|---|----------------------|--|--|---|
| Rider | Gender: | M Man | W Woman | | |
| Horse | Sex: | GD Gelding | MA Mare | ST Stallion | |
| | Colour: | AP Appaloosa | BA Bay | BL Black | CH Chestnut |
| | | CR Cream | DB Dark Bay | DC Dark Chestnut | DG Dark Grey |
| | | DU Dun | GR Grey | LB Light Bay | LC Light Chestnut |
| | | NL Not listed | PA Palomino | PB Piebald/Skewbald | RO Roan |
| | | ST Strawberry | | | |
| | | Breed: | AA Anglo-Arab | AAFE Asociacion Argentina de Fomento Equino | AES Anglo European Studbook |
| | APH Studbook Austrian Performance Horses | | AWHA Australian Warmblood Horse Association | AWR American Warmblood Registry | AWS American Warmblood Society |
| | BAD-WÜP Pferdezuchtverband Baden-Württemberg e.V. | | BAVAR Landesverband Bayerischer Pferdezüchter e.V. | BHHS The British Hanoverian Horse Society | BRAND Landespferdezuchtverband Berlin-Brandenburg w.V. |
| | Bras-H Associacao Brasileira de Criadores do Cavalo de Hipismo | | Bri. WS British Warmblood Society | BWP Belgisch Warmbloedpaard v.z.w. | CCDM Criadores de Caballos Deportivos Mexicanos |
| | Cdesp Caballo de Deporte Espanol | | CH Swiss Warmblood | CSHA Canadian Sport Horse Association | CWHBA Canadian Warmblood Horse Breeders Ass. |
| | DWB Danish Warmblood Society | | FWB Finnish Warmblood | HAA The Holsteiner Association of Australia | HANN Verband Hannoverscher Pferdezüchter e.V. |
| | HESS Verband Hessischer Pferdezüchter e.V. | | HOLST Verband der Züchter des Holsteiner Pferdes e.V. | HSBHA Hungarian Sport Horse Breeders Association | ISH Irish Sport Horse |
| ISREG International Sporthorse Registry Oldenburg Registry North America | KWPN Koninklijk Warmbloed Paardenstamboek Nederland | | LUSIT Lusitanian | MECKL Verband der Pferdezüchter Mecklenburg-Vorpommern e.V. | |
| NA/WPN The Dutch Warmblood Studbook in North America | NL Not listed | | NRPS Nederlands Rijpaarden en Pony Stamboek | NWB Norwegian Warmblood Association | |
| OLDDBG Verband der Züchter des Oldenburger Pferdes e.V. | P.R.E Pura Raza Español | | PHBA Polish Horse Breeders Association | RHEIN Rheinisches Pferdestammbuch e.V. | |
| SA Pferdezuchtverband Sachsen Anhalt e.v. | SACHS Pferdezuchtverband Sachsen e.V. | | SAWHS South African Warmblood Association | SBS Stud-book sBs, le Cheval de Sport Belge | |
| SCSL Stud-book du Cheval de Selle Luxembourgeois | SDWA Scottish Dutch Warmblood Association | | SF Stud-book Français du Cheval Selle Français | SHBGB Sport Horse Breeding of Great Britain | |
| SLS Studbook La Silla | SWB Swedish Warmblood Association | | THU Verband der Thüringen Pferdezüchter | TRAK Verband der Züchter und Feunde des Ostpreussischen Warmblutpferdes Trakehner Abstammung e.V. | |
| UN Unknown | UNIRE Unione Nazionale Incremento Razze Equine | | VNP Verband Niederösterreichischer Pferdezüchter | WESTF Westfälisches Pferdestammbuch e.V. | |
| ZANG Stud-book Zangersheide | ZVDP Zuchtverband für Deutsche Pferde e.v. | | ZWEIB Pferdezuchtverband Rheinland-Pfalz-Saar e.V. | | |

**HK EQUESTRIAN VENUE (SHATIN) EQUESTRIAN**

香港奥运马术比赛场(沙田)

SITE DE SHATIN DE HK

WED 星期三 MER

13 AUG 2008

19:15

EQUESTRIAN
马术 / SPORTS ÉQUESTRES**DRESSAGE TEAM**

盛装舞步团体赛 / DRESSAGE PAR ÉQUIPES

GRAND PRIX

大奖赛科目 / GRAND PRIX

**FINAL RESULTS**

最终成绩 / RÉSULTATS DÉFINITIFS

Ground Jury: E - MANDI Barnabas (HUN) H - TORNBLAD Leif (DEN) C - FOUARGE Ghislain (NED), President
M - RIEXINGER Gotthilf (GER) B - ROCKWELL Gary (USA)

| Rank | NOC | Horse No | Rider | Horse | ----- Percentages & (Rank) ----- | | | | | %Score |
|-----------|----------------------------|----------|-------------------------|--------------------|----------------------------------|-------------|-------------|-------------|-------------|---------------|
| | | | | | E | H | C | M | B | |
| 1 | GER - Germany | | | | | | | | | 72.917 |
| | | 228 | KEMMER Heike | BONAPARTE | 72.083 (3) | 71.250 (5) | 72.708 (3) | 72.708 (3) | 72.500 (3) | 72.250 |
| | | 229 | CAPELLMANN Nadine | ELVIS VA | 69.375 (10) | 69.375 (9) | 69.375 (10) | 71.458 (7) | 70.833 (8) | 70.083 |
| | | 230 | WERTH Isabell | SATCHMO | 75.625 (1) | 76.667 (1) | 75.000 (1) | 77.083 (1) | 77.708 (1) | 76.417 |
| 2 | NED - Netherlands | | | | | | | | | 71.750 |
| | | 238 | MINDERHOUD Hans Peter | NADINE | 69.167 (11) | 67.500 (17) | 70.625 (7) | 69.583 (11) | 71.250 (6) | 69.625 |
| | | 240 | SHELLEKENS-BARTELS Imke | SUNRISE | 71.250 (6) | 71.875 (4) | 71.875 (4) | 68.333 (18) | 71.042 (7) | 70.875 |
| | | 239 | van GRUNSVEN Anky | SALINERO | 73.125 (2) | 74.792 (2) | 75.000 (1) | 73.542 (2) | 77.292 (2) | 74.750 |
| 3 | DEN - Denmark | | | | | | | | | 68.875 |
| | | 214 | van OLST Anne | CLEARWATER | 67.292 (14) | 67.708 (16) | 65.625 (21) | 70.000 (10) | 66.250 (24) | 67.375 |
| | | 215 | ZU SAYN-WITTGENSTEIN | DIGBY | 69.792 (9) | 70.625 (7) | 69.792 (9) | 71.875 (5) | 70.000 (10) | 70.417 |
| | | 216 | HELGSTRAND Andreas | DON SCHUFRO | 68.333 (12) | 68.542 (13) | 68.333 (15) | 68.958 (14) | 70.000 (10) | 68.833 |
| 4 | USA - United States | | | | | | | | | 67.819 |
| | | 253 | KING Courtney | MYTHILUS | 70.208 (8) | 72.083 (3) | 69.375 (10) | 68.750 (16) | 71.875 (4) | 70.458 |
| | | 252 | MCDONALD Debbie | BRENTINA | 61.875 (36) | 62.292 (36) | 61.667 (35) | 62.917 (33) | 66.250 (24) | 63.000 |
| | | 254 | PETERS Steffen | RAVEL | 70.417 (7) | 67.292 (19) | 70.208 (8) | 70.417 (9) | 71.667 (5) | 70.000 |
| 5 | SWE - Sweden | | | | | | | | | 67.347 |
| | | 249 | KITTEL Patrik | FLORESCO | 66.042 (19) | 66.875 (20) | 65.208 (23) | 69.375 (13) | 68.125 (16) | 67.125 |
| | | 250 | SILFVEN Tinne | SOLOS CAREX | 65.208 (23) | 66.042 (25) | 66.042 (19) | 66.458 (23) | 66.458 (22) | 66.042 |
| | | 248 | BRINK Jan | BRIAR | 68.125 (13) | 70.208 (8) | 67.917 (16) | 68.333 (18) | 69.792 (12) | 68.875 |
| 6 | GBR - Great Britain | | | | | | | | | 66.806 |
| | | 226 | GREGORY Jane | LUCKY STAR | 62.083 (34) | 62.500 (35) | 63.750 (28) | 63.542 (28) | 65.000 (31) | 63.375 |
| | | 225 | HINDLE Emma | LANCET | 71.458 (4) | 71.250 (5) | 71.875 (4) | 71.875 (5) | 69.167 (14) | 71.125 |
| | | 224 | BECHTOLSHEIMER Laura | MISTRAL HOJRS | 63.750 (29) | 66.250 (24) | 66.667 (18) | 66.250 (24) | 66.667 (21) | 65.917 |
| 7 | FRA - France | | | | | | | | | 65.403 |
| | | 223 | BOBLET Marc | WHITINI STAR | 65.625 (21) | 66.458 (23) | 64.375 (26) | 66.875 (21) | 67.292 (19) | 66.125 |
| | | 221 | CHEVANNE Julia | CALIMUCHO | 63.750 (29) | 62.083 (39) | 62.083 (34) | 62.917 (33) | 65.417 (30) | 63.250 |
| | | 222 | PERRING Hubert | DIABOLO ST MAURICE | 66.250 (18) | 68.125 (15) | 65.833 (20) | 66.875 (21) | 67.083 (20) | 66.833 |
| 8 | AUS - Australia | | | | | | | | | 64.625 |
| | | 201 | RYAN Heath | GREENOAKS DUNDEE | 61.458 (38) | 63.750 (30) | 60.833 (38) | 63.958 (26) | 62.708 (36) | 62.542 |
| | | 203 | BERESFORD Hayley | RELAMPAGO | 64.583 (25) | 65.625 (27) | 63.958 (27) | 67.500 (20) | 66.250 (24) | 65.583 |
| | | 202 | OATLEY Kristy | QUANDO QUANDO | 64.167 (27) | 67.500 (17) | 65.208 (23) | 65.833 (25) | 66.042 (28) | 65.750 |
| 9 | CAN - Canada | | | | | | | | | 63.514 |
| | | 211 | REID Leslie | ORION | 59.167 (43) | 61.458 (40) | 57.708 (43) | 58.125 (45) | 62.292 (39) | 59.750 |
| | | 210 | BROOKS Jacqueline | GRAN GESTO | 63.542 (31) | 63.333 (31) | 63.333 (30) | 62.500 (35) | 66.042 (28) | 63.750 |
| | | 212 | HOLZER Ashley | POP ART | 66.042 (19) | 68.958 (12) | 68.750 (13) | 63.542 (28) | 67.917 (17) | 67.042 |
| 10 | JPN - Japan | | | | | | | | | 60.653 |
| | | 234 | KITAI Yuko | RAMBO | 58.750 (45) | 58.750 (45) | 57.500 (44) | 61.042 (38) | 60.208 (45) | 59.250 |
| | | 233 | YAGI Mieko | DOW JONES | 59.375 (42) | 62.292 (36) | 57.083 (45) | 59.792 (44) | 62.292 (39) | 60.167 |
| | | 235 | HOKETSU Hiroshi | WHISPER | 62.500 (32) | 63.333 (31) | 63.750 (28) | 60.208 (43) | 62.917 (35) | 62.542 |
| | POR - Portugal | | | | | | | | | EL |
| | | 243 | PINTO Daniel | GALOPIN DE LA FONT | 62.292 (33) | 64.375 (29) | 62.292 (32) | 62.083 (36) | 64.375 (33) | 63.083 |
| | | 244 | PINTO Carlos | NOTAVEL | 61.042 (39) | 61.458 (40) | 61.042 (37) | 63.542 (28) | 61.458 (42) | 61.708 |
| | | 245 | RALAO DUARTE Miguel | OXALIS | | | | | | RT |

Legend:EL Eliminated
WD WithdrawnRT Retired
DSQ Disqualified

**HK EQUESTRIAN VENUE (SHATIN) EQUESTRIAN**

香港奥运马术比赛场(沙田)

SITE DE SHATIN DE HK

WED 星期三 MER

13 AUG 2008

19:15

马术 / SPORTS ÉQUESTRES

DRESSAGE INDIVIDUAL

盛装舞步个人赛 / DRESSAGE INDIVIDUEL

GRAND PRIX

大奖赛科目 / GRAND PRIX

**RESULTS**

比赛成绩 / RÉSULTATS

Ground Jury: E - MANDI Barnabas (HUN) H - TORNBLAD Leif (DEN) C - FOUARGE Ghislain (NED), President
M - RIEXINGER Gotthilf (GER) B - ROCKWELL Gary (USA)

| Rank | NOC Code | Horse No | Rider | Horse | ----- Percentages & (Rank) ----- | | | | | %Score | |
|------|----------|----------|---------------------------------|--------------------|----------------------------------|-------------|-------------|-------------|-------------|--------|--------|
| | | | | | E | H | C | M | B | | |
| 1 | GER | 230 | T WERTH Isabell | SATCHMO | 75.625 | (1) 76.667 | (1) 75.000 | (1) 77.083 | (1) 77.708 | (1) | 76.417 |
| 2 | NED | 239 | T van GRUNSVEN Anky | SALINERO | 73.125 | (2) 74.792 | (2) 75.000 | (1) 73.542 | (2) 77.292 | (2) | 74.750 |
| 3 | GER | 228 | T KEMMER Heike | BONAPARTE | 72.083 | (3) 71.250 | (5) 72.708 | (3) 72.708 | (3) 72.500 | (3) | 72.250 |
| 4 | GBR | 225 | T HINDLE Emma | LANCET | 71.458 | (4) 71.250 | (5) 71.875 | (4) 71.875 | (5) 69.167 | (14) | 71.125 |
| 5 | NED | 240 | T SCHELLEKENS-BARTELS Imke | SUNRISE | 71.250 | (6) 71.875 | (4) 71.875 | (4) 68.333 | (18) 71.042 | (7) | 70.875 |
| 6 | FIN | 220 | KYRK LUND Kyra | MAX | 71.458 | (4) 69.167 | (10) 69.375 | (10) 72.083 | (4) 70.833 | (8) | 70.583 |
| 7 | USA | 253 | T KING Courtney | MYTHILUS | 70.208 | (8) 72.083 | (3) 69.375 | (10) 68.750 | (16) 71.875 | (4) | 70.458 |
| 8 | DEN | 215 | T ZU SAYN-WITTGENSTEIN Nathalie | DIGBY | 69.792 | (9) 70.625 | (7) 69.792 | (9) 71.875 | (5) 70.000 | (10) | 70.417 |
| 9 | GER | 229 | T CAPELLMANN Nadine | ELVIS VA | 69.375 | (10) 69.375 | (9) 69.375 | (10) 71.458 | (7) 70.833 | (8) | 70.083 |
| 10 | USA | 254 | T PETERS Steffen | RAVEL | 70.417 | (7) 67.292 | (19) 70.208 | (8) 70.417 | (9) 71.667 | (5) | 70.000 |
| 11 | NED | 238 | T MINDERHOUD Hans Peter | NADINE | 69.167 | (11) 67.500 | (17) 70.625 | (7) 69.583 | (11) 71.250 | (6) | 69.625 |
| 12 | MEX | 237 | PUJALS Bernadette | VINCENT | 67.292 | (14) 69.167 | (10) 71.042 | (6) 69.583 | (11) 69.167 | (14) | 69.250 |
| 13 | SWE | 248 | T BRINK Jan | BRIAR | 68.125 | (13) 70.208 | (8) 67.917 | (16) 68.333 | (18) 69.792 | (12) | 68.875 |
| 14 | DEN | 216 | T HELGSTRAND Andreas | DON SCHUFRO | 68.333 | (12) 68.542 | (13) 68.333 | (15) 68.958 | (14) 70.000 | (10) | 68.833 |
| 15 | RUS | 246 | KORELOVA Alexandra | BALAGUR | 66.875 | (17) 66.875 | (20) 68.542 | (14) 70.625 | (8) 69.583 | (13) | 68.500 |
| 16 | POL | 242 | RAPCEWICZ Michal | RANDON | 67.083 | (16) 68.333 | (14) 67.083 | (17) 68.542 | (17) 66.458 | (22) | 67.500 |
| 17 | DEN | 214 | T van OLST Anne | CLEARWATER | 67.292 | (14) 67.708 | (16) 65.625 | (21) 70.000 | (10) 66.250 | (24) | 67.375 |
| 18 | SWE | 249 | T KITTEL Patrik | FLORESCO | 66.042 | (19) 66.875 | (20) 65.208 | (23) 69.375 | (13) 68.125 | (16) | 67.125 |
| 19 | CAN | 212 | T HOLZER Ashley | POP ART | 66.042 | (19) 68.958 | (12) 68.750 | (13) 63.542 | (28) 67.917 | (17) | 67.042 |
| 20 | FRA | 222 | T PERRING Hubert | DIABOLO ST MAURICE | 66.250 | (18) 68.125 | (15) 65.833 | (20) 66.875 | (21) 67.083 | (20) | 66.833 |
| 21 | FRA | 223 | T BOBLET Marc | WHITINI STAR | 65.625 | (21) 66.458 | (23) 64.375 | (26) 66.875 | (21) 67.292 | (19) | 66.125 |
| 22 | ESP | 218 | MUNOZ Juan Manuel | FUEGO XII | 65.417 | (22) 66.667 | (22) 63.125 | (31) 68.958 | (14) 66.250 | (24) | 66.083 |
| 23 | SWE | 250 | T SILFVEN Tinne | SOLOS CAREX | 65.208 | (23) 66.042 | (25) 66.042 | (19) 66.458 | (23) 66.458 | (22) | 66.042 |
| 24 | GBR | 224 | T BECHTOLSHEIMER Laura | MISTRAL HOJURIS | 63.750 | (29) 66.250 | (24) 66.667 | (18) 66.250 | (24) 66.667 | (21) | 65.917 |
| 25 | AUS | 202 | T OATLEY Kristy | QUANDO QUANDO | 64.167 | (27) 67.500 | (17) 65.208 | (23) 65.833 | (25) 66.042 | (28) | 65.750 |
| 26 | AUS | 203 | T BERESFORD Hayley | RELAMPAGO | 64.583 | (25) 65.625 | (27) 63.958 | (27) 67.500 | (20) 66.250 | (24) | 65.583 |
| 27 | AUT | 205 | MAX THEURER Victoria | FALCAO | 64.792 | (24) 65.833 | (26) 65.417 | (22) 63.125 | (32) 67.500 | (18) | 65.333 |
| 28 | ESP | 219 | DOMINGO Jordi | PRESTIGE | 64.375 | (26) 65.000 | (28) 62.292 | (32) 63.750 | (27) 64.792 | (32) | 64.042 |
| 29 | CAN | 210 | T BROOKS Jacqueline | GRAN GESTO | 63.542 | (31) 63.333 | (31) 63.333 | (30) 62.500 | (35) 66.042 | (28) | 63.750 |
| 30 | BLR | 206 | LIS Iryna | REDFORD | 63.958 | (28) 63.125 | (34) 64.583 | (25) 63.542 | (28) 62.292 | (39) | 63.500 |
| 31 | GBR | 226 | T GREGORY Jane | LUCKY STAR | 62.083 | (34) 62.500 | (35) 63.750 | (28) 63.542 | (28) 65.000 | (31) | 63.375 |
| 32 | FRA | 221 | T CHEVANNE Julia | CALIMUCHO | 63.750 | (29) 62.083 | (39) 62.083 | (34) 62.917 | (33) 65.417 | (30) | 63.250 |
| 33 | POR | 243 | T PINTO Daniel | GALOPIN DE LA FONT | 62.292 | (33) 64.375 | (29) 62.292 | (32) 62.083 | (36) 64.375 | (33) | 63.083 |
| 34 | USA | 252 | T MCDONALD Debbie | BRENTINA | 61.875 | (36) 62.292 | (36) 61.667 | (35) 62.917 | (33) 66.250 | (24) | 63.000 |
| 35 | JPN | 235 | T HOKETSU Hiroshi | WHISPER | 62.500 | (32) 63.333 | (31) 63.750 | (28) 60.208 | (43) 62.917 | (35) | 62.542 |
| 35 | AUS | 201 | T RYAN Heath | GREENOAKS DUNDEE | 61.458 | (38) 63.750 | (30) 60.833 | (38) 63.958 | (26) 62.708 | (36) | 62.542 |
| 37 | RUS | 247 | MILOSERDOVA Tatiana | WAT A FEELING | 61.875 | (36) 63.333 | (31) 61.667 | (35) 61.458 | (37) 61.042 | (43) | 61.875 |
| 37 | ITA | 232 | SANGIORGI Pierluigi | FLOURIAN | 62.083 | (34) 62.292 | (36) 60.833 | (38) 60.417 | (42) 63.750 | (34) | 61.875 |
| 39 | POR | 244 | T PINTO Carlos | NOTAVEL | 61.042 | (39) 61.458 | (40) 61.042 | (37) 63.542 | (28) 61.458 | (42) | 61.708 |
| 40 | BRA | 209 | ALMEIDA Luiza | SAMBA | 59.167 | (43) 61.250 | (42) 60.208 | (40) 60.833 | (40) 62.708 | (36) | 60.833 |
| 41 | CHN | 213 | LIU Lina | PIROSCHKA | 59.792 | (40) 60.833 | (43) 58.750 | (41) 61.042 | (38) 62.708 | (36) | 60.625 |
| 42 | JPN | 233 | T YAGI Mieko | DOW JONES | 59.375 | (42) 62.292 | (36) 57.083 | (45) 59.792 | (44) 62.292 | (39) | 60.167 |
| 43 | BRA | 208 | SILVA Leandro | OCEANO DO TOP | 59.792 | (40) 60.417 | (44) 58.542 | (42) 60.833 | (40) 61.042 | (43) | 60.125 |
| 44 | CAN | 211 | T REID Leslie | ORION | 59.167 | (43) 61.458 | (40) 57.708 | (43) 58.125 | (45) 62.292 | (39) | 59.750 |
| 45 | JPN | 234 | T KITAI Yuko | RAMBO | 58.750 | (45) 58.750 | (45) 57.500 | (44) 61.042 | (38) 60.208 | (45) | 59.250 |
| 46 | KOR | 236 | CHOI Junsang | CINQUE CENTO | 57.083 | (46) 58.750 | (45) 57.083 | (45) 55.833 | (46) 57.917 | (46) | 57.333 |
| | POR | 245 | T RALAO DUARTE Miguel | OXALIS | | | | | | | RT |

Legend:

EL Eliminated
T Team member
DSQ Disqualified

RT Retired
WD Withdrawn

**HK EQUESTRIAN VENUE (SHATIN)**

香港奥运马术比赛场 (沙田)

SITE DE SHATIN DE HK

WED 星期三 MER

13 AUG 2008

19:15

EQUESTRIAN

马术 / SPORTS ÉQUESTRES

DRESSAGE INDIVIDUAL

盛装舞步个人赛 / DRESSAGE INDIVIDUEL

GRAND PRIX

大奖赛科目 / GRAND PRIX

**RESULTS**

比赛成绩 / RÉSULTATS

| Rank | NOC Code | Horse No | Rider | Horse | ----- Percentages & (Rank) ----- | | | | | %Score |
|------|-------------|-------------|-------|-------|----------------------------------|---|---|---|---|--------|
| | | | | | E | H | C | M | B | |

Note:

Top 25 riders plus all those tied for 25th place qualify for Grand Prix Special

Legend:

EL Eliminated
 T Team member
 DSQ Disqualified

RT Retired
 WD Withdrawn

**HK EQUESTRIAN VENUE (SHATIN) EQUESTRIAN**

香港奥运马术比赛场(沙田)

SITE DE SHATIN DE HK

SAT 星期六 SAM

16 AUG 2008

19:15

马术 / SPORTS ÉQUESTRES

DRESSAGE INDIVIDUAL

盛装舞步个人赛 / DRESSAGE INDIVIDUEL

GRAND PRIX SPECIAL

大奖赛特别科目 / GRAND PRIX SPÉCIAL

**RESULTS**

比赛成绩 / RÉSULTATS

Ground Jury:

E - RIEXINGER Gotthilf (GER)

H - ROUDIER Jean-Michel (FRA)

C - FURUOKA Minako (JPN), President

M - ROCKWELL Gary (USA)

B - MANDI Barnabas (HUN)

| Rank | NOC Code | Horse No | Rider | Horse | ----- Percentages & (Rank) ----- | | | | | GPS %Score |
|------|----------|----------|-------------------------------|--------------------|----------------------------------|-------------|-------------|-------------|-------------|------------|
| | | | | | E | H | C | M | B | |
| 1 | GER | 230 | WERTH Isabell | SATCHMO | 74.800 (1) | 75.200 (2) | 74.200 (2) | 75.800 (1) | 76.000 (1) | 75.200 |
| 2 | NED | 239 | van GRUNSVEN Anky | SALINERO | 74.600 (2) | 75.600 (1) | 75.200 (1) | 74.400 (2) | 75.000 (2) | 74.960 |
| 3 | GER | 228 | KEMMER Heike | BONAPARTE | 72.200 (4) | 73.200 (3) | 72.800 (3) | 72.600 (4) | 74.000 (3) | 72.960 |
| 4 | USA | 254 | PETERS Steffen | RAVEL | 72.400 (3) | 72.200 (4) | 69.000 (10) | 71.800 (6) | 73.600 (4) | 71.800 |
| 5 | RUS | 246 | KORELOVA Alexandra | BALAGUR | 72.000 (6) | 72.000 (5) | 71.400 (6) | 70.800 (8) | 70.800 (7) | 71.400 |
| 6 | MEX | 237 | PUJALS Bernadette | VINCENT | 72.200 (4) | 70.800 (7) | 69.000 (10) | 72.000 (5) | 71.000 (6) | 71.000 |
| 7 | NED | 238 | MINDERHOUD Hans Peter | NADINE | 70.000 (10) | 70.400 (8) | 70.600 (7) | 70.600 (9) | 73.000 (5) | 70.920 |
| 8 | USA | 253 | KING Courtney | MYTHILUS | 67.400 (18) | 71.400 (6) | 71.800 (5) | 72.800 (3) | 70.600 (8) | 70.800 |
| 9 | GBR | 225 | HINDLE Emma | LANCET | 69.200 (12) | 70.200 (9) | 72.600 (4) | 71.000 (7) | 69.200 (11) | 70.440 |
| 10 | FIN | 220 | KYRKLUND Kyra | MAX | 71.600 (7) | 68.800 (15) | 70.200 (8) | 69.600 (11) | 68.400 (14) | 69.720 |
| 11 | SWE | 250 | SILFVEN Tinne | SOLOS CAREX | 69.000 (13) | 69.800 (11) | 68.400 (14) | 69.600 (11) | 69.400 (10) | 69.240 |
| 12 | DEN | 215 | ZU SAYN-WITTGENSTEIN Nathalie | DIGBY | 70.200 (8) | 68.200 (16) | 69.000 (10) | 69.600 (11) | 68.600 (13) | 69.120 |
| 13 | SWE | 248 | BRINK Jan | BRIAR | 69.600 (11) | 69.800 (11) | 67.400 (17) | 70.200 (10) | 67.800 (15) | 68.960 |
| 14 | DEN | 216 | HELGSTRAND Andreas | DON SCHUFRO | 70.200 (8) | 69.000 (13) | 67.800 (16) | 68.200 (16) | 68.800 (12) | 68.800 |
| 15 | CAN | 212 | HOLZER Ashley | POP ART | 67.800 (17) | 70.000 (10) | 69.400 (9) | 67.000 (17) | 69.600 (9) | 68.760 |
| 16 | ESP | 218 | MUNOZ Juan Manuel | FUEGO XII | 69.000 (13) | 69.000 (13) | 68.600 (13) | 67.000 (17) | 67.200 (16) | 68.160 |
| 17 | GER | 229 | CAPELLMANN Nadine | ELVIS VA | 67.200 (19) | 66.000 (19) | 68.200 (15) | 68.600 (15) | 66.200 (17) | 67.240 |
| 18 | GBR | 224 | BECHTOLSHEIMER Laura | MISTRAL HOJRI | 68.000 (16) | 67.600 (17) | 65.200 (23) | 69.000 (14) | 66.000 (19) | 67.160 |
| 19 | AUS | 203 | BERESFORD Hayley | RELAMPAGO | 69.000 (13) | 64.200 (23) | 67.200 (18) | 66.200 (23) | 65.000 (20) | 66.320 |
| 20 | AUS | 202 | OATLEY Kristy | QUANDO QUANDO | 65.200 (21) | 66.200 (18) | 65.800 (20) | 67.000 (17) | 66.200 (17) | 66.080 |
| 21 | FRA | 223 | BOBLET Marc | WHITINI STAR | 67.000 (20) | 65.200 (21) | 65.400 (22) | 66.600 (20) | 64.000 (23) | 65.640 |
| 22 | DEN | 214 | van OLST Anne | CLEARWATER | 63.800 (24) | 65.800 (20) | 65.600 (21) | 66.600 (20) | 64.800 (21) | 65.320 |
| 23 | POL | 242 | RAPCEWICZ Michal | RANDON | 64.000 (23) | 64.800 (22) | 66.200 (19) | 65.800 (24) | 64.800 (21) | 65.120 |
| 24 | SWE | 249 | KITTEL Patrik | FLORESCO | 64.600 (22) | 63.200 (24) | 63.800 (25) | 66.600 (20) | 63.600 (24) | 64.360 |
| 25 | FRA | 222 | PERRING Hubert | DIABOLO ST MAURICE | 59.400 (25) | 62.800 (25) | 65.200 (23) | 64.400 (25) | 61.600 (25) | 62.680 |

Note:

Top 15 riders plus all those tied for 15th place qualify for Grand Prix Freestyle

Legend:

EL Eliminated

RK Rank

WD Withdrawn

GPS Grand Prix Special

RT Retired

DSQ Disqualified

**HK EQUESTRIAN VENUE (SHATIN) EQUESTRIAN**

香港奥运马术比赛场(沙田)

SITE DE SHATIN DE HK

TUE 星期二 MAR

19 AUG 2008

19:15

EQUESTRIAN
马术 / SPORTS ÉQUESTRES**DRESSAGE INDIVIDUAL**

盛装舞步个人赛 / DRESSAGE INDIVIDUEL

GRAND PRIX FREESTYLE

大奖赛自选动作 / GRAND PRIX LIBRE

**FINAL RESULTS**

最终成绩 / RÉSULTATS DÉFINITIFS

CORRECTED**Ground Jury:**

E - TORNBLAD Leif (DEN)

H - FURUOKA Minako (JPN)

C - RIEXINGER Gotthilf (GER), President

M - ROUDIER Jean-Michel (FRA)

B - FOUARGE Ghislain (NED)

| Rank | NOC Code | Horse No | Rider | Horse | GPS | | -----Technical / Artistic & (Rank) ----- | | | | | | | GPF | | Total GPS +GPF |
|------|----------|----------|-----------------------|-------------|----------|--------|--|------------|------------|------------|------------|------------|-------------|-------------|--------|----------------|
| | | | | | %Score | Rk | E | H | C | M | B | Total | Rk | %Score | Rk | |
| 1 | NED | 239 | van GRUNSVEN | Anky | SALINERO | 74.960 | (2) | 7.600 (1) | 7.650 (1) | 7.700 (1) | 8.050 (1) | 7.900 (1) | 38.900 (1) | 82.400 (1) | 78.680 | |
| | | | | | | | | 8.700 (1) | 8.700 (1) | 8.800 (1) | 8.600 (1) | 8.700 (1) | 43.500 (1) | | | |
| 2 | GER | 230 | WERTH Isabell | SATCHMO | | 75.200 | (1) | 7.400 (2) | 7.450 (2) | 7.500 (3) | 7.700 (2) | 7.350 (3) | 37.400 (2) | 78.100 (2) | 76.650 | |
| | | | | | | | | 8.000 (4) | 8.200 (3) | 8.500 (2) | 8.000 (2) | 8.000 (2) | 40.700 (2) | | | |
| 3 | GER | 228 | KEMMER Heike | BONAPARTE | | 72.960 | (3) | 7.200 (5) | 7.050 (7) | 7.450 (4) | 7.150 (8) | 7.200 (5) | 36.050 (4) | 75.950 (4) | 74.455 | |
| | | | | | | | | 8.100 (2) | 8.000 (6) | 7.900 (5) | 8.000 (2) | 7.900 (3) | 39.900 (4) | | | |
| 4 | USA | 254 | PETERS Steffen | RAVEL | | 71.800 | (4) | 7.250 (4) | 7.250 (3) | 7.150 (6) | 7.450 (3) | 7.400 (2) | 36.500 (3) | 76.500 (3) | 74.150 | |
| | | | | | | | | 8.100 (2) | 8.300 (2) | 7.700 (9) | 8.000 (2) | 7.900 (3) | 40.000 (3) | | | |
| 5 | NED | 238 | MINDERHOUD Hans Peter | NADINE | | 70.920 | (7) | 7.350 (3) | 7.000 (8) | 7.350 (5) | 6.950 (10) | 7.200 (5) | 35.850 (6) | 75.150 (5) | 73.035 | |
| | | | | | | | | 7.700 (6) | 8.200 (3) | 8.000 (4) | 7.600 (7) | 7.800 (5) | 39.300 (5) | | | |
| 6 | RUS | 246 | KORELOVA Alexandra | BALAGUR | | 71.400 | (5) | 7.000 (7) | 7.100 (5) | 6.750 (11) | 7.450 (3) | 6.950 (10) | 35.250 (7) | 73.850 (8) | 72.625 | |
| | | | | | | | | 7.800 (5) | 7.900 (7) | 7.300 (12) | 8.000 (2) | 7.600 (10) | 38.600 (7) | | | |
| 7 | GBR | 225 | HINDLE Emma | LANCET | | 70.440 | (9) | 6.900 (9) | 7.150 (4) | 7.550 (2) | 7.200 (6) | 7.250 (4) | 36.050 (4) | 74.250 (6) | 72.345 | |
| | | | | | | | | 7.300 (11) | 7.700 (10) | 7.900 (5) | 7.500 (8) | 7.800 (5) | 38.200 (9) | | | |
| 8 | FIN | 220 | KYRKLUND Kyra | MAX | | 69.720 | (10) | 6.950 (8) | 6.950 (10) | 7.100 (7) | 7.150 (8) | 7.000 (9) | 35.150 (8) | 74.250 (6) | 71.985 | |
| | | | | | | | | 7.600 (8) | 7.900 (7) | 8.100 (3) | 7.700 (6) | 7.800 (5) | 39.100 (6) | | | |
| 9 | MEX | 237 | PUJALS Bernadette | VINCENT | | 71.000 | (6) | 6.850 (10) | 6.850 (13) | 6.850 (9) | 7.250 (5) | 6.850 (13) | 34.650 (10) | 72.350 (11) | 71.675 | |
| | | | | | | | | 7.600 (8) | 7.700 (10) | 7.800 (8) | 7.200 (12) | 7.400 (12) | 37.700 (11) | | | |
| 10 | SWE | 248 | BRINK Jan | BRIAR | | 68.960 | (13) | 7.100 (6) | 7.100 (5) | 6.800 (10) | 7.200 (6) | 6.950 (10) | 35.150 (8) | 73.450 (9) | 71.205 | |
| | | | | | | | | 7.700 (6) | 8.100 (5) | 7.500 (11) | 7.500 (8) | 7.500 (11) | 38.300 (8) | | | |
| 11 | DEN | 216 | HELGSTRAND Andreas | DON SCHUFRO | | 68.800 | (14) | 6.800 (12) | 6.900 (11) | 7.000 (8) | 6.900 (12) | 7.050 (8) | 34.650 (10) | 72.550 (10) | 70.675 | |
| | | | | | | | | 7.600 (8) | 7.600 (12) | 7.900 (5) | 7.100 (13) | 7.700 (9) | 37.900 (10) | | | |
| 12 | SWE | 250 | SILFVEN Tinne | SOLOS CAREX | | 69.240 | (11) | 6.700 (13) | 7.000 (8) | 6.750 (11) | 6.800 (14) | 6.900 (12) | 34.150 (13) | 71.450 (12) | 70.345 | |
| | | | | | | | | 7.200 (14) | 7.800 (9) | 7.600 (10) | 7.300 (11) | 7.400 (12) | 37.300 (12) | | | |
| 13 | USA | 253 | KING Courtney | MYTHILUS | | 70.800 | (8) | 6.600 (15) | 6.800 (14) | 6.300 (15) | 6.850 (13) | 6.800 (14) | 33.350 (15) | 69.550 (14) | 70.175 | |
| | | | | | | | | 7.300 (11) | 7.200 (14) | 7.000 (15) | 7.400 (10) | 7.300 (14) | 36.200 (14) | | | |
| 14 | CAN | 212 | HOLZER Ashley | POP ART | | 68.760 | (15) | 6.850 (10) | 6.900 (11) | 6.550 (14) | 6.950 (10) | 7.200 (5) | 34.450 (12) | 71.450 (12) | 70.105 | |
| | | | | | | | | 7.300 (11) | 7.600 (12) | 7.200 (13) | 7.100 (13) | 7.800 (5) | 37.000 (13) | | | |
| 15 | DEN | 215 | ZU SAYN-WITTGENSTEIN | DIGBY | | 69.120 | (12) | 6.650 (14) | 6.550 (15) | 6.700 (13) | 6.800 (14) | 6.800 (14) | 33.500 (14) | 69.100 (15) | 69.110 | |
| | | | | | | | | 7.100 (15) | 7.000 (15) | 7.100 (14) | 7.100 (13) | 7.300 (14) | 35.600 (15) | | | |

Note:
Name correction for Rider 215.

Legend:

EL Eliminated
GPS Grand Prix Special
RT Retired
DSQ Disqualified

GPF Grand Prix Freestyle
Rk Rank
WD Withdrawn

RESULTS SUMMARY

成绩汇总表 / RÉSUMÉ DES RÉSULTATS

Ground Jury: E - TORNBLAD Leif (DEN) H - FURUOKA Minako (JPN) C - RIEXINGER Gotthilf (GER), President
 M - ROUDIER Jean-Michel (FRA) B - FOUARGE Ghislain (NED)

| Rank | NOC Code | Horse No | Rider | Horse | ----- GP ----- | | ----- GPS ----- | | ----- GPF ----- | | Total GPS+GPF |
|------|----------|----------|----------------------------|--------------------|----------------|------|-----------------|------|-----------------|------|---------------|
| | | | | | %Score | (Rk) | %Score | (Rk) | %Score | (Rk) | |
| 1 | NED | 239 | van GRUNSVEN Anky | SALINERO | 74.750 | 2 | 74.960 | 2 | 82.400 | 1 | 78.680 |
| 2 | GER | 230 | WERTH Isabell | SATCHMO | 76.417 | 1 | 75.200 | 1 | 78.100 | 2 | 76.650 |
| 3 | GER | 228 | KEMMER Heike | BONAPARTE | 72.250 | 3 | 72.960 | 3 | 75.950 | 4 | 74.455 |
| 4 | USA | 254 | PETERS Steffen | RAVEL | 70.000 | 10 | 71.800 | 4 | 76.500 | 3 | 74.150 |
| 5 | NED | 238 | MINDERHOUD Hans Peter | NADINE | 69.625 | 11 | 70.920 | 7 | 75.150 | 5 | 73.035 |
| 6 | RUS | 246 | KORELOVA Alexandra | BALAGUR | 68.500 | 15 | 71.400 | 5 | 73.850 | 8 | 72.625 |
| 7 | GBR | 225 | HINDLE Emma | LANCET | 71.125 | 4 | 70.440 | 9 | 74.250 | 6 | 72.345 |
| 8 | FIN | 220 | KYRKLUND Kyra | MAX | 70.583 | 6 | 69.720 | 10 | 74.250 | 6 | 71.985 |
| 9 | MEX | 237 | PUJALS Bernadette | VINCENT | 69.250 | 12 | 71.000 | 6 | 72.350 | 11 | 71.675 |
| 10 | SWE | 248 | BRINK Jan | BRIAR | 68.875 | 13 | 68.960 | 13 | 73.450 | 9 | 71.205 |
| 11 | DEN | 216 | HELGSTRAND Andreas | DON SCHUFRO | 68.833 | 14 | 68.800 | 14 | 72.550 | 10 | 70.675 |
| 12 | SWE | 250 | SILFVEN Tinne | SOLOS CAREX | 66.042 | 23 | 69.240 | 11 | 71.450 | 12 | 70.345 |
| 13 | USA | 253 | KING Courtney | MYTHILUS | 70.458 | 7 | 70.800 | 8 | 69.550 | 14 | 70.175 |
| 14 | CAN | 212 | HOLZER Ashley | POP ART | 67.042 | 19 | 68.760 | 15 | 71.450 | 12 | 70.105 |
| 15 | DEN | 215 | ZU SAYN-WITTGENSTEIN Nath. | DIGBY | 70.417 | 8 | 69.120 | 12 | 69.100 | 15 | 69.110 |
| 16 | ESP | 218 | MUNOZ Juan Manuel | FUEGO XII | 66.083 | 22 | 68.160 | 16 | | | |
| 17 | GER | 229 | CAPELLMANN Nadine | ELVIS VA | 70.083 | 9 | 67.240 | 17 | | | |
| 18 | GBR | 224 | BECHTOLSHEIMER Laura | MISTRAL HOJRIS | 65.917 | 24 | 67.160 | 18 | | | |
| 19 | AUS | 203 | BERESFORD Hayley | RELAMPAGO | 65.583 | 26 | 66.320 | 19 | | | |
| 20 | AUS | 202 | OATLEY Kristy | QUANDO QUANDO | 65.750 | 25 | 66.080 | 20 | | | |
| 21 | FRA | 223 | BOBLET Marc | WHITINI STAR | 66.125 | 21 | 65.640 | 21 | | | |
| 22 | DEN | 214 | van OLST Anne | CLEARWATER | 67.375 | 17 | 65.320 | 22 | | | |
| 23 | POL | 242 | RAPCEWICZ Michal | RANDON | 67.500 | 16 | 65.120 | 23 | | | |
| 24 | SWE | 249 | KITTEL Patrik | FLORESCO | 67.125 | 18 | 64.360 | 24 | | | |
| 25 | FRA | 222 | PERRING Hubert | DIABOLO ST MAURICE | 66.833 | 20 | 62.680 | 25 | | | |
| 26 | NED | 240 | SHELLEKENS-BARTELS Imke | SUNRISE | 70.875 | 5 | WD | | | | |
| 27 | AUT | 205 | MAX THEURER Victoria | FALCAO | 65.333 | 27 | | | | | |
| 28 | ESP | 219 | DOMINGO Jordi | PRESTIGE | 64.042 | 28 | | | | | |
| 29 | CAN | 210 | BROOKS Jacqueline | GRAN GESTO | 63.750 | 29 | | | | | |
| 30 | BLR | 206 | LIS Iryna | REDFORD | 63.500 | 30 | | | | | |
| 31 | GBR | 226 | GREGORY Jane | LUCKY STAR | 63.375 | 31 | | | | | |
| 32 | FRA | 221 | CHEVANNE Julia | CALIMUCHO | 63.250 | 32 | | | | | |
| 33 | POR | 243 | PINTO Daniel | GALOPIN DE LA FONT | 63.083 | 33 | | | | | |
| 34 | USA | 252 | MCDONALD Debbie | BRENTINA | 63.000 | 34 | | | | | |
| 35 | JPN | 235 | HOKETSU Hiroshi | WHISPER | 62.542 | 35 | | | | | |
| 35 | AUS | 201 | RYAN Heath | GREENOAKS DUNDEE | 62.542 | 35 | | | | | |
| 37 | RUS | 247 | MIOSERDOVA Tatiana | WAT A FEELING | 61.875 | 37 | | | | | |
| 37 | ITA | 232 | SANGIORGI Pierluigi | FLOURIAN | 61.875 | 37 | | | | | |
| 39 | POR | 244 | PINTO Carlos | NOTAVEL | 61.708 | 39 | | | | | |
| 40 | BRA | 209 | ALMEIDA Luiza | SAMBA | 60.833 | 40 | | | | | |
| 41 | CHN | 213 | LIU Lina | PIROSCHKA | 60.625 | 41 | | | | | |
| 42 | JPN | 233 | YAGI Mieko | DOW JONES | 60.167 | 42 | | | | | |
| 43 | BRA | 208 | SILVA Leandro | OCEANO DO TOP | 60.125 | 43 | | | | | |
| 44 | CAN | 211 | REID Leslie | ORION | 59.750 | 44 | | | | | |
| 45 | JPN | 234 | KITAI Yuko | RAMBO | 59.250 | 45 | | | | | |
| 46 | KOR | 236 | CHOI Junsang | CINQUE CENTO | 57.333 | 46 | | | | | |
| | POR | 245 | RALAO DUARTE Miguel | OXALIS | RT | | | | | | |

Legend:

EL Eliminated
GPF Grand Prix Freestyle
Rk Rank
WD Withdrawn

GP Grand Prix
GPS Grand Prix Special
RT Retired

ENTRY LIST BY EVENT AS OF 21 AUG 2008
比赛小项报名名单 / LISTE DES INSCRITS PAR ÉPREUVE

| NOC Code | Rider | Date of Birth | Gender | Horse No | Horse | Year of Birth | Sex | Colour | Breed | Passport Number | Sire | Owner | Groom |
|----------|------------------|---------------|--------|----------|--------------------|---------------|-----|--------|-------|-----------------|------------------|---|------------------|
| ARG | LARocca Jose | 1 Jan 1969 | M | 301 | ROYAL POWER | 1997 | GD | LB | KWPN | NED08076 | PIONIER | LARocca JOSE MA. LAPLACETTE FELICITAS | GONZAGA GOMEZ H. |
| AUS | ALEXANDER Edwina | 29 Mar 1974 | W | 304 | ITOT DU CHATEAU | 1996 | GD | CH | SF | FRA10184 | LETOT DE SEMILLY | EDWINA ALEXANDER JAN TOPS | MARIA ISRAELSSON |
| AUS | LEVER Laurie | 12 Oct 1947 | M | 302 | DROSSEL DAN | 1998 | GD | GR | HANN | AUS40398 | DROSSELKLANG II | LAVNE LEVE COLIN GONN | JESSICA BARTON |
| AUS | McMAHON Peter | 16 Oct 1981 | M | 303 | GENOA | 1994 | MA | GR | HANN | AUS40256 | GRAF LANDAU | BOB LANG MICHELLE LANG-McMAHON | HOLLY WILLIAMS |
| AUS | WILLIAMS Matt | 9 May 1985 | M | 305 | LECONTE | 1996 | GD | DB | HOLST | GER22465 | LASINO | YVONNE YOUNG | SARAH BLUMSON |
| AZE | RAHIMOV Jamal | 16 Sep 1987 | M | 307 | IONESCO DE BREKKA | 1996 | ST | CH | SF | FRA10104 | DOLLAR DU MURIER | RAHIMOV JAMAL NEFTCHI SPORT HEALTH CENT. | ALVES DE SOUZA |
| BEL | LANSINK Jos | 19 Mar 1961 | M | 308 | CUMANO | 1993 | ST | GR | HOLST | BEL06374 | CASSINI | LANSINK-ZADINK LANSINK ROSANNE | ROELS MAARTEN |
| BER | TERCEIRA Jillian | 23 Jul 1971 | W | 309 | CHAKA III | 1993 | ST | CH | SAWHS | GBR10609 | CRAFTSMAN | TERCEIRA JILLIAN | KLOET DEBBIE |
| BRA | ALVES Bernardo | 20 Nov 1974 | M | 311 | CHUPA CHUP | 1998 | GD | BA | HOLST | GER26246 | CARETINO | JOHANNPETER JOR. JOHNNPETER MARIA HELENA | NEATHAN KAY |
| BRA | BENEDICTO Camila | 7 Dec 1977 | W | 314 | BONITO Z | 1996 | GD | BA | ZANG | BEL08348 | BIONIC ROYAL | | |
| BRA | PESSOA Rodrigo | 29 Nov 1972 | M | 312 | RUFUS | 1998 | GD | BA | KWPN | FRA12415 | LANDARIS | HARRISON HUNTER HARRISON CAYCE | ABADIA ESMAR |
| BRA | VENISS Pedro | 6 Jan 1983 | M | 313 | UN BLANC DE BLANCS | 1997 | ST | CH | BWP | BEL10358 | SHEYENNE DE BAU. | REZENDE ANDRE REZENDE BEATRIZ | SILVA SERGIO |
| CAN | CONE Mac | 23 Aug 1952 | M | 317 | OLE | 1996 | GD | BA | KWPN | NED07106 | BURGGRAAF | HOUSTOUN SARA CONE BRENLEY | MERCIER DOMINIQ. |
| CAN | HENSELWOOD Jill | 1 Nov 1962 | W | 318 | SPECIAL ED | 1994 | GD | BA | OLDBG | CAN02464 | ARGENTINUS | HENSELWOOD ROBE. LUNNEY MAUREEN | BURRELL SAMANTHA |

ENTRY LIST BY EVENT AS OF 21 AUG 2008
比赛小项报名名单 / LISTE DES INSCRITS PAR ÉPREUVE

| NOC Code | Rider | Date of Birth | Gender | Horse No | Horse | Year of Birth | Sex | Colour | Breed | Passport Number | Sire | Owner | Groom |
|----------|-------------------|---------------|--------|----------|---------------------|---------------|-----|--------|-------|-----------------|---------------|---|------------------|
| CAN | LAMAZE Eric | 17 Apr 1968 | M | 315 | HICKSTEAD | 1996 | ST | BA | KWPN | NED06921 | HAMLET | FLEISHHACKER JO. FLEISHHACKER DONDI | CARON JEROME |
| CAN | MILLAR Ian | 6 Jan 1947 | M | 316 | IN STYLE | 1995 | GD | BA | HOLST | CAN02488 | ACORD II | GRANGE SUE GRANGE ARIEL | LAMB KRISTIN |
| CHN | HUANG Zuping | 11 Jun 1963 | M | 322 | PABLO II | 1996 | GD | CH | UN | NOR02053 | A-KAHN Z | TISCH ELLINORE WANG LINLIAN | WU WEN |
| CHN | LI Zhenqiang | 23 Jul 1968 | M | 321 | JUMPY DES FONTAINES | 1997 | ST | BA | SF | NED06188 | JUS DE POMMES | TONG JING DE JONGHE WIM | LI JINGMIN |
| CHN | ZHANG Bin | 5 Feb 1973 | M | 320 | COERTIS | 1999 | GD | DB | HOLST | GER43290 | SORIANO | KASSELMANN ULLR. HUA SHAN | WOPA XIAKEJIA |
| CHN | ZHAO Zhiwen | 27 Nov 1983 | M | 323 | WALDAS (R) | 1993 | GD | CH | CH | UKR40034 | | CHAU WAICHING MA ZHONG | GESKE CHRISTIN |
| | | | | 324 | TADONIA | 1996 | GD | DB | BWP | MAS40065 | LEADER M | FEBRER RIU JUAN. CHIU HUNG ON | TERRAZ ERIC JAC. |
| COL | TORRES Manuel | 17 Mar 1957 | M | 325 | CHAMBACUNERO | 1997 | ST | BA | BAVAR | COL00274 | | LARA ANAYA ALBA TORRES CUERVO ANDREA CECI. | |
| EGY | EL ZOGHBY Karim | 15 Feb 1977 | M | 326 | ALADIN | 1998 | GD | CH | WESTF | NED41092 | ACADIUS | AMIRA KAMEL SAMIR MAHMOUD | HENDRIKA BAX |
| GBR | MAHER Ben | 30 Jan 1983 | M | 330 | ROLETTE | 1998 | MA | BA | KWPN | GBR13717 | LESTER | PAUL DANIEL BAKER KATHLEEN | FISHER DALEY |
| GBR | SKELTON Nick | 30 Dec 1957 | M | 331 | RUSSEL | 1995 | ST | GR | HOLST | GBR10712 | COROFINO I | | BEEVER MARK |
| GBR | STOCKDALE Tim | 12 Aug 1964 | M | 327 | CORLATO | 1997 | MA | GR | HOLST | GBR10745 | COROFINO I | BOSHER JOHN BOSHER SUSAN | KEMP KRISTYN |
| GBR | WHITAKER John | 5 Aug 1955 | M | 328 | PEPPERMILL | 1997 | ST | BA | KWPN | GBR13467 | BURGGRAAF | HARVEY STUART HARVEY STUART | KENNEDY SIOBHAN |
| GER | AHLMANN Christian | 17 Dec 1974 | M | 334 | COSTER | 1993 | GD | GR | HOLST | GER19770 | GALATO | | MEYERING MELANIE |

ENTRY LIST BY EVENT AS OF 21 AUG 2008
比赛小项报名名单 / LISTE DES INSCRITS PAR ÉPREUVE

| NOC Code | Rider | Date of Birth | Gender | Horse No | Horse | Year of Birth | Sex | Colour | Breed | Passport Number | Sire | Owner | Groom |
|----------|----------------------------|---------------|--------|----------|------------------|---------------|-----|--------|-------|-----------------|------------------|---|------------------|
| GER | BEERBAUM Ludger | 26 Aug 1963 | M | 332 | ALL INCLUSIVE | 1999 | GD | BA | WESTF | GER27805 | ARPEGGIO | DAVISON ARUNDER JOHNSON BARBRO MARIE | BERGGREN ANNA M. |
| GER | KUTSCHER Marco | 2 May 1975 | M | 333 | CORNET OBOLENSKY | 1999 | ST | GR | BWP | GER28145 | CLINTON | KKOZYRYEVA ANAS. PEKHOV VOLODYMYR | LINDSKOG MALIN |
| GER | MICHAELS-BEERBAUM Meredith | 26 Dec 1969 | W | 335 | SHUTTERFLY | 1993 | GD | DB | HANN | GER17231 | SILVIO I | RUTTER NANCY DEWEY CHRISTOPHER | HARRILA ANU JOH. |
| GUA | RODRIGUEZ Juan Andres | 27 Sep 1971 | M | 337 | ORESTUS | 1996 | ST | BL | KWPN | GUA00078 | INDOCTRO | P. AGUIRRE W. VAN DE LAGEWEG | J.A. LORENZANA |
| HKG | CHENG Kenneth | 7 Apr 1988 | M | 338 | CAN DO | 1999 | GD | BA | HOLST | GER27931 | CHAMBERTIN | CHENG CHRISTOPH. IP SIMON | COLLIER PAUL |
| | | | | 342 | FELTON LEE (R) | 1997 | GD | BA | HESS | GER24529 | FOR PLEASURE | LEE RAYMOND HO TSZ WAN | COLLIER PAUL |
| HKG | LAM Patrick | 24 Jun 1983 | M | 341 | URBAN | 1997 | ST | BA | BWP | BEL10779 | DARCO | LAM PAT SIU LAM PAK HANG | DEMETER TIBOR |
| HKG | LAM Samantha | 29 Jun 1978 | W | 340 | TRESOR | 1996 | ST | CH | BWP | BEL10510 | MAJOR DE LA COUR | CHAN JOHN STEVENSON BRIAN | CORREA WAGNER |
| IRL | LYNCH Denis | 3 May 1976 | M | 343 | LANTINUS | 1998 | GD | BA | HANN | GER27873 | LANDKOENIG | STRAUMANN THOMAS LYNCH SIMONE | TIECK JANINE |
| JOR | BISHARAT Ibrahim | 22 Feb 1984 | M | 344 | SAM-SAM | 1999 | GD | DB | KWPN | NED07826 | INDORADO | BISHARAT MARINA | RAUTANEN NINA |
| JPN | SATO Eiken | 8 Jan 1986 | M | 346 | CAYAK | 1997 | GD | GR | HOLST | BEL10235 | CALIDO | SATO SHODO OBATA RYUICHI | FARIA ANDORE |
| JPN | SUGITANI Taizo | 27 Jun 1976 | M | 345 | CALIFORNIA | 1998 | MA | GR | HOLST | GER27915 | CALIDO I | CEDER VALLEY CO. SUGITANI IKURI | CALE RICHELLE |
| KSA | AL DUHAMI Ramzy | 5 Jan 1972 | M | 347 | ALLAH JABEK | 1998 | GD | BA | SF | KSA00111 | QUIDAM DE REVEL | ABDULLAH ALAMRI STANNY VAN PAESSCHEN | HENVARD-VELGE M. |
| KSA | HRH A. AL SAUD | 13 Oct 1984 | M | 348 | OBELIX | 1996 | GD | BA | KWPN | FRA10322 | BURGGRAAF | AHMED MAHTSSAB KHALED ALEID | DI FRITTAS ADRI. |



HK EQUESTRIAN VENUE
香港奥运马术比赛场(沙田)
SITE DE SHATIN DE HK

EQUESTRIAN
马术 / SPORTS ÉQUESTRES
JUMPING
场地障碍 / SAUT D'OBSTACLES



ENTRY LIST BY EVENT AS OF 21 AUG 2008
比赛小项报名名单 / LISTE DES INSCRITS PAR ÉPREUVE

| NOC Code | Rider | Date of Birth | Gender | Horse No | Horse | Year of Birth | Sex | Colour | Breed | Passport Number | Sire | Owner | Groom |
|----------|--------------------|---------------|--------|----------|--------------------|---------------|-----|--------|-------|-----------------|---------------|---|------------------|
| KSA | HH F. AL SHALAN | 5 Jan 1987 | M | 350 | WIDO | 1999 | ST | CH | BWP | FRA13098 | NABAB DE REVE | H H PRINCE SAUD H H PRINCE FAHAD AL SHALAN | LOPES DA ABADIA |
| KSA | BAHAMDAN Kamal | 17 Feb 1970 | M | 349 | RIVAAL | 1998 | ST | CH | KWPN | IRL03708 | MONACO | MOHANNAD BAHAMD. ABDULLAH BAHAMDAN | BORBA MERCID LU. |
| MEX | CHEDRAUI Antonio | 10 Jun 1966 | M | 353 | DON PORFIRIO | 1997 | ST | BA | KWPN | USA09234 | INDOCTRO | CHEDRAUI JOSE A. | SERRANO PENA EN. |
| MEX | FERNANDEZ Federico | 28 Mar 1968 | M | 355 | ZORRO | 1999 | ST | DB | HANN | MEX40189 | RABINO | FERNANDEZ FEDER. | ROJAS BERMUDEZ |
| MEX | GONZALEZ Enrique | 19 May 1964 | M | 354 | FRIDA | 1998 | MA | BA | DWB | MEX01955 | COME BACK II | FERNANDEZ FEDER. | RAMIREZ XOCHITL. |
| MEX | MICHAN Alberto | 2 Dec 1978 | M | 352 | CHINOBAMPO LAVITA | 1996 | MA | BA | HOLST | MEX02036 | CORIANO | MICHAN ALBERTO | TORIBIO ORTEGA |
| NED | HOORN Angelique | 25 Apr 1975 | W | 358 | O'BRIEN | 1996 | ST | BA | KWPN | NED06642 | PETER PAN | NIEBERG JOYCE BOGERD RUUD | LAGEVEEN |
| NED | HOUTZAGER Marc | 9 Jan 1971 | M | 359 | OPIUM | 1996 | ST | BA | WESTF | GER23567 | POLYDOR | CAMPAGNE IVO CAMPAGNE ELLEN | BROEK MADELEINE |
| NED | SCHRODER Gerco | 28 Jul 1978 | M | 357 | MONACO | 1991 | GD | BA | HOLST | NED03964 | LOCATO | VISSER GER VISSER PATRICIA | WUYTS WIM |
| NED | VOORN Vincent | 16 Feb 1984 | M | 356 | ALPAPILLON-ARMANIE | 1997 | GD | GR | NRPS | NED07309 | ALDATO VOORN | BERKHOF ERIC LISMAN ANTON | DE JAGER TRIX |
| NOR | DJUPVIK Morten | 27 Apr 1972 | M | 362 | CASINO | 1998 | ST | BA | HOLST | NED07136 | CASH | VAN BOLDRIR GOE. DJUPVIK MORTEN | BRAATEN CATHARI. |
| NOR | ENDRESEN Stein | 4 Oct 1959 | M | 364 | LE BEAU | 1995 | GD | DB | HOLST | GER21679 | LASINO | BRAATHEN ERIK ANEDRESEN KRISTIN | VAN DER HEIJDEN |
| NOR | GULLIKSEN Geir | 9 Jan 1960 | M | 363 | CATTANI | 1995 | GD | BA | HOLST | GER23679 | CORRADO I | GULLIKSEN GEIR GULLIKESSEN ELISABETH | THERKELSEN EVA |
| NOR | HANSEN Tony Andre | 23 Feb 1979 | M | 361 | CAMIRO | 1997 | GD | GR | HOLST | NOR02096 | CASSINI | ULRICHSEN KJELL VIGSAES DIDRIK | KLEPPE ANITA |
| NZL | GOODIN Bruce | 10 Nov 1969 | M | 369 | YAMATO | 1997 | ST | BA | HSBBA | HUN01417 | CORINO | KENJI HIROTA BRUCE GOODIN | SARAH GRAY |



ENTRY LIST BY EVENT AS OF 21 AUG 2008
比赛小项报名名单 / LISTE DES INSCRITS PAR ÉPREUVE

| NOC Code | Rider | Date of Birth | Gender | Horse No | Horse | Year of Birth | Sex | Colour | Breed | Passport Number | Sire | Owner | Groom |
|----------|------------------------|---------------|--------|----------|--------------------|---------------|-----|--------|--------|-----------------|------------------|--|------------------|
| NZL | McVEAN Katie | 29 May 1986 | W | 366 | FOREST | 1992 | GD | GR | BWP | NZL01334 | FOREVER | NATASHA SLAVICH AN AND FH SLAVICH | SUZIE HAMILTON |
| NZL | WEBBY Kirk | 30 Sep 1970 | M | 370 | SITAH | 1995 | MA | BA | BWP | NED05736 | NONSTOP | KIRK WEBBY TOLLES HUNT HORSE FARM | STACI HAE LAT |
| NZL | WORDLEY Sharn | 8 Jun 1974 | M | 367 | ROCKVILLE | 1998 | GD | DB | KWPN | NED07624 | FERRO | SHARN WORDLEY RONDA GOBEL | MEGAN ARMIT |
| RUS | KOCHETOVA Ljubov | 7 May 1982 | W | 372 | ILION KILEN | 1995 | GD | DB | DWB | DEN02446 | I LOVE YOU | KOCHETOVA LYUBOV | HUTNIK NATALLIA |
| SUI | GUERDAT Steve | 10 Jun 1982 | M | 375 | JALISCA SOLIER | 1997 | MA | BA | SF | FRA11862 | ALLIGATOR FONTA. | PIAGET YVES CAMPISI ISABELLA | MULARI HEIDI |
| SUI | LIEBHERR Christina | 16 Mar 1979 | W | 376 | NO MERCY | 1995 | GD | BA | KWPN | NED05623 | LIBERO | LIEBHERE HANS BEHRING SUANNE | BUNDI SIMONA |
| SUI | SCHURTENBERGER Niklaus | 7 Feb 1968 | M | 373 | CANTUS | 1995 | GD | GR | BAD-WÜ | SUI08500 | CANTUS | ERNI PAUL ERNI PRISKA | GHIRARDI MARION. |
| SUI | SCHWIZER Pius | 13 Aug 1962 | M | 374 | NOBLESS M | 1998 | MA | GR | HOLST | 10000491 | CALIDO I | MEINDL JOHAN MEINDL BARBARA | KERBOURCH BENOIT |
| SWE | BENGTSSON Rolf-Goran | 2 Jun 1962 | M | 381 | NINJA | 1995 | GD | DC | KWPN | ITA06843 | GUIDAM | MOLENAERS THEO MORA FRANCISCO | |
| SWE | ERIKSSON Peter | 6 Oct 1959 | M | 380 | JAGUAR MAIL | 1997 | ST | BA | SF | FRA10940 | HAND IN GLOVE | LE COURTOIS BER. KING CHRISTOPHER | |
| SWE | LUNDBACK Helena | 15 Mar 1976 | W | 379 | ERBBLUME | 1997 | MA | BA | SWB | SWE04716 | CASTOR | LUNDBACK HANSE CRISPOFFOLETTI ROBERTO | |
| SWE | SCHULTZ Lotta | 23 Feb 1968 | W | 378 | CALIBRA II | 1995 | GD | BA | ISH | GBR11517 | CAVALIER ROYALE | SCHULTZ MIKAEL ERNROTH TOMAS | |
| UAE | HH AL MAKTOUM Latifah | 27 Sep 1985 | W | 383 | KALASKA DE SEMILLY | 1998 | ST | CH | SF | FRA11813 | DIAMANT DE SEMI. | AL MAKTOUN SHEI. | HEDOIRE REMY P. |
| UKR | NAGEL Bjorn | 25 Jan 1978 | M | 386 | MAGIC BENGTSSON | 1994 | GD | BA | HOLST | SWE04046 | SANDOS | ONISHCHENKO ALE. NAEVE LINDA | UZIKOVH LIVIA |



HK EQUESTRIAN VENUE
香港奥运马术比赛场(沙田)
SITE DE SHATIN DE HK

EQUESTRIAN
马术 / SPORTS ÉQUESTRES
JUMPING
场地障碍 / SAUT D'OBSTACLES



ENTRY LIST BY EVENT AS OF 21 AUG 2008
比赛小项报名名单 / LISTE DES INSCRITS PAR ÉPREUVE

| NOC Code | Rider | Date of Birth | Gender | Horse No | Horse | Year of Birth | Sex | Colour | Breed | Passport Number | Sire | Owner | Groom |
|----------|-----------------------|---------------|--------|----------|-------------------|---------------|-----|--------|-------|-----------------|------------------|--|------------------|
| UKR | OFFEL Katharina | 8 Dec 1976 | W | 385 | LORD SPEZI | 1998 | GD | BA | OLDBG | GER25955 | LORD PEZI | PARKHOMCHUK MYK. SCHHERER JOCHEN | CSIZI-VINCZE DO. |
| UKR | ONISHCHENKO Aleksandr | 31 Mar 1969 | M | 384 | CODAR | 1997 | ST | BA | BWP | ESP03510 | UNKNOWN | CHISHCHENKO ALE. CHISHCHENKO ALEKSANDER | BICZO ZSOLT |
| UKR | VAN GEENBERGHE J-C. | 17 Nov 1962 | M | 387 | QUINTUS | 1993 | ST | BA | BWP | BEL06465 | PAVAROTTI VD HE. | OSYPENKO IRYNA DE BRABANDERE PETER MOMCA. | BRUNE BARBAZQ |
| USA | KRAUT Laura | 14 Nov 1965 | W | 390 | CEDRIC | 1998 | GD | GR | KWPN | NED07862 | UNKNOWN | WETHERILL PETER SIMPLER JIM | BURTSOFF JOHANNA |
| USA | MADDEN Beezie | 20 Nov 1963 | W | 388 | AUTHENTIC | 1995 | GD | BA | KWPN | USA08273 | GUIDAM | WEXNER ABIGAIL MADDEN JOHN | SHIPLEY CLARK |
| USA | SIMPSON Will | 9 Jun 1959 | M | 389 | CARLSSON VOM DACH | 1996 | GD | DB | HOLST | GER25214 | CASSINI I | GONDA EVA REICH CHRISTY | SOLIS ROGER |
| USA | WARD Mclain | 17 Oct 1975 | M | 391 | SAPPHIRE | 1995 | MA | CH | BWP | USA09251 | DARCO | GROSSMAN TOM WARD LAUREN | MCKEEVER |
| VEN | BARRIOS Pablo | 14 Jul 1964 | M | 393 | SINATRA | 1999 | GD | BA | KWPN | VEN40050 | EPILOT | BARRIOS PABLO | URIEL MORA |

Note:
All changes are available in INFO

ENTRY LIST BY EVENT AS OF 21 AUG 2008
比赛小项报名名单 / LISTE DES INSCRITS PAR ÉPREUVE

| NOC Code | Rider | Date of Birth | Gender | Horse No | Horse | Year of Birth | Sex | Colour | Breed | Passport Number | Sire | Owner | Groom |
|----------|-------|---------------|--------|----------|-------|---------------|-----|--------|-------|-----------------|------|-------|-------|
|----------|-------|---------------|--------|----------|-------|---------------|-----|--------|-------|-----------------|------|-------|-------|

| Legend: | | | | | | | | | | | | | |
|---------|---------|----------------|--|----------------|---|--------------|--|--------------|--|-----------|----------|-----------|-----|
| Rider | Gender: | M | Man | W | Woman | | | | | | | | |
| Horse | Sex: | GD | Gelding | MA | Mare | ST | Stallion | | | | | | |
| | Colour: | AP | Appaloosa | BA | Bay | BL | Black | CH | Chestnut | DB | Dark Bay | DU | Dun |
| | | SB | Skewbald | | | GR | Grey | PA | Palomino | | | | |
| | Breed: | AA | Anglo-Arab | AAFE | Asociacion Argentina de Fomento Equino | AES | Anglo European Studbook | AHS | The American Hanovrian Society | | | | |
| | | APH | Studbook Austrian Performance Horses | AWHA | Australian Warmblood Horse Association | AWR | American Warmblood Registry | AWS | American Warmblood Society | | | | |
| | | BAD-WÜP | Pferdezuchtverband Baden-Württemberg e.V. | BAVAR | Landesverband Bayerischer Pferdezüchtere V. | BHHS | The British Hanoverian Horse Society | BRAND | Landespfederzuchtverband Berlin-Brandenburg w.V. | | | | |
| | | Bras-H | Associaçao Brasileira de Criadores do Cavalo de Hipismo | Bri. WS | British Warmblood Society | BWP | Belgisch Warmbloedpaard v.z.w. | CCDM | Criadores de Caballos Deportivos Mexicanos | | | | |
| | | Cdesp | Caballo de Deporte Espanol | CH | Swiss Warmblood | CSHA | Canadian Sport Horse Association | CWHBA | Canadian Warmblood Horse Breeders Ass. | | | | |
| | | DWB | Danish Warmblood Society | FWB | Finnish Warmblood | HAA | The Holsteiner Association of Australia | HANN | Verband Hannoverscher Pferdezüchter e.V. | | | | |
| | | HESS | Verband Hessischer Pferdezüchter e.V. | HOLST | Verband der Züchter des Holsteiner Pferdes e.V. | HSBHA | Hungarian Sport Horse Breeders Association | ISH | Irish Sport Horse | | | | |
| | | ISREG | International Sporthorse Registry Oldenburg Registry North America | KWPN | Koninklijk Warmbloed Paardenstamboek Nederland | LUSIT | Lusitanian | MECKL | Verband der Pferdezüchter Mecklenburg-Vorpommern e.V. | | | | |
| | | NA/WPN | The Dutch Warmblood Studbook in North America | NL | Not listed | NRPS | Nederlands Rijpaarden en Pony Stamboek | NWB | Norwegian Warmblood Association | | | | |
| | | OLDBG | Verband der Züchter des Oldenburger Pferdes e.V. | P.R.E | Pura Raza Español | PHBA | Polish Horse Breeders Association | RHEIN | Rheinisches Pferdestammbuch e.V. | | | | |
| | | SA | Pferdezuchtverband Sachsen Anhalt e.v. | SACHS | Pferdezuchtverband Sachsen e.V. | SAWHS | South African Warmblood Association | SBS | Stud-book sBs, le Cheval de Sport Belge | | | | |
| | | SCSL | Stud-book du Cheval de Selle Luxembourgeois | SDWA | Scottish Dutch Warmblood Association | SF | Stud-book Français du Cheval Selle Français | SHBGB | Sport Horse Breeding of Great Britain | | | | |
| | | SLS | Studbook La Silla | SWB | Swedish Warmblood Association | THU | Verband der Thüringen Pferdezüchter | TRAK | Verband der Züchter und Feunde des Ostpreussischen Warmblutpferdes Trakehner Abstammung e.V. | | | | |
| | | UN | Unknown | UNIRE | Unione Nazionale Incremento Razze Equine | VNP | Verband Niederösterreichischer Pferdezüchter | WESTF | Westfälisches Pferdestammbuch e.V. | | | | |
| | | ZANG | Stud-book Zangersheide | ZVDP | Zuchtverband für Deutsche Pferde e.v. | ZWEIB | Pferdezuchtverband Rheinland-Pfalz-Saar e.V. | | | | | | |

**HK EQUESTRIAN VENUE (SHATIN) EQUESTRIAN**

香港奥运马术比赛场(沙田)

SITE DE SHATIN DE HK

FRI 星期五 VEN

15 AUG 2008

19:15

马术 / SPORTS ÉQUESTRES

JUMPING INDIVIDUAL

场地障碍个人赛 / SAUT D'OBSTACLES INDIVIDUEL

1ST QUALIFIER

资格赛 - 第1轮 / 1ÈRE ÉPREUVE QUALIFICATIVE

**RESULTS**

比赛成绩 / RÉSULTATS

Ground Jury: YANG Chang-Kyoo (KOR), President
DISTLER David (USA)

CAPLAIN Jean-Loup (FRA)

DOHN Hanno (GER)

| Competition Specifications | |
|----------------------------|--------------------------------|
| Type | Table A, not against the clock |
| Rounds | Three qualifiers |
| Speed | 375 metres/minute |
| Time Allowed | 88 Seconds |
| Jump-off | None |

| Rank | NOC Code | Horse No | Rider | Horse | Penalties | | Total Penalties |
|------|----------|----------|------------------------|--------------------|-----------|------|-----------------|
| | | | | | Jump | Time | |
| 1 | SUI | 376 | LIEBHERR Christina | NO MERCY | 0 | 0 | 0 |
| 1 | BRA | 313 | VENISS Pedro | UN BLANC DE BLANCS | 0 | 0 | 0 |
| 1 | JPN | 345 | SUGITANI Taizo | CALIFORNIA | 0 | 0 | 0 |
| 1 | CAN | 317 | CONE Mac | OLE | 0 | 0 | 0 |
| 1 | NOR | 364 | ENDRESEN Stein | LE BEAU | 0 | 0 | 0 |
| 1 | USA | 391 | WARD Mclain | SAPPHIRE | 0 | 0 | 0 |
| 1 | HKG | 341 | LAM Patrick | URBAN | 0 | 0 | 0 |
| 1 | BRA | 311 | ALVES Bernardo | CHUPA CHUP | 0 | 0 | 0 |
| 1 | NED | 356 | VOORN Vincent | ALPAPILLON-ARMANIE | 0 | 0 | 0 |
| 1 | SUI | 373 | SCHURTENBERGER Niklaus | CANTUS | 0 | 0 | 0 |
| 1 | CAN | 315 | LAMAZE Eric | HICKSTEAD | 0 | 0 | 0 |
| 1 | USA | 389 | SIMPSON Will | CARLSSON VOM DACH | 0 | 0 | 0 |
| 1 | USA | 388 | MADDEN Beezie | AUTHENTIC | 0 | 0 | 0 |
| 14 | GBR | 331 | SKELTON Nick | RUSSEL | 0 | 1 | 1 |
| 14 | AUS | 302 | LEVER Laurie | DROSSEL DAN | 0 | 1 | 1 |
| 14 | CAN | 318 | HENSELWOOD Jill | SPECIAL ED | 0 | 1 | 1 |
| 14 | NOR | 362 | DJUPVIK Morten | CASINO | 0 | 1 | 1 |
| 14 | MEX | 353 | CHEDRAUI Antonio | DON PORFIRIO | 0 | 1 | 1 |
| 14 | AZE | 307 | RAHIMOV Jamal | IONESCO DE BREKKA | 0 | 1 | 1 |
| 14 | JPN | 346 | SATO Eiken | CAYAK | 0 | 1 | 1 |
| 14 | GBR | 330 | MAHER Ben | ROLETTE | 0 | 1 | 1 |
| 14 | IRL | 343 | LYNCH Denis | LANTINUS | 0 | 1 | 1 |
| 14 | SUI | 375 | GUERDAT Steve | JALISCA SOLIER | 0 | 1 | 1 |
| 14 | BRA | 312 | PESSOA Rodrigo | RUFUS | 0 | 1 | 1 |
| 14 | BEL | 308 | LANSINK Jos | CUMANO | 0 | 1 | 1 |
| 14 | NOR | 361 | HANSEN Tony Andre | CAMIRO | 0 | 1 | 1 |
| 14 | MEX | 355 | FERNANDEZ Federico | ZORRO | 0 | 1 | 1 |
| 28 | NED | 359 | HOUTZAGER Marc | OPIUM | 0 | 2 | 2 |
| 28 | KSA | 347 | AL DUHAMI Ramzy | ALLAH JABEK | 0 | 2 | 2 |
| 30 | NED | 358 | HOORN Angelique | O'BRIEN | 4 | 0 | 4 |
| 30 | AUS | 303 | McMAHON Peter | GENOA | 4 | 0 | 4 |
| 30 | GBR | 327 | STOCKDALE Tim | CORLATO | 4 | 0 | 4 |
| 30 | SUI | 374 | SCHWIZER Pius | NOBLESS M | 4 | 0 | 4 |
| 30 | NZL | 370 | WEBBY Kirk | SITAH | 4 | 0 | 4 |

Legend:EL Eliminated
RT Retired
DSQ DisqualifiedNS Not Started
WD Withdrawn

RESULTS

比赛成绩 / RÉSULTATS

| Rank | NOC Code | Horse No | Rider | Horse | Penalties | | Total Penalties |
|------|-------------|-------------|----------------------------|---------------------|-----------|------|--------------------|
| | | | | | Jump | Time | |
| 30 | AUS | 304 | ALEXANDER Edwina | ITOT DU CHATEAU | 4 | 0 | 4 |
| 30 | AUS | 305 | WILLIAMS Matt | LECONTE | 4 | 0 | 4 |
| 30 | CAN | 316 | MILLAR Ian | IN STYLE | 4 | 0 | 4 |
| 30 | SWE | 381 | BENGTSSON Rolf-Goran | NINJA | 4 | 0 | 4 |
| 39 | UKR | 387 | VAN GEENBERGHE Jean-Claude | QUINTUS | 4 | 1 | 5 |
| 39 | USA | 390 | KRAUT Laura | CEDRIC | 4 | 1 | 5 |
| 39 | SWE | 378 | SCHULTZ Lotta | CALIBRA II | 4 | 1 | 5 |
| 39 | BRA | 314 | BENEDICTO Camila | BONITO Z | 4 | 1 | 5 |
| 39 | NED | 357 | SCHRODER Gerco | MONACO | 4 | 1 | 5 |
| 39 | GBR | 328 | WHITAKER John | PEPPERMILL | 4 | 1 | 5 |
| 39 | BER | 309 | TERCEIRA Jillian | CHAKA III | 4 | 1 | 5 |
| 46 | GER | 333 | KUTSCHER Marco | CORNET OBOLENSKY | 4 | 2 | 6 |
| 46 | GER | 335 | MICHAELS-BEERBAUM Meredith | SHUTTERFLY | 4 | 2 | 6 |
| 46 | HKG | 338 | CHENG Kenneth | CAN DO | 4 | 2 | 6 |
| 49 | SWE | 380 | ERIKSSON Peter | JAGUAR MAIL | 8 | 0 | 8 |
| 49 | RUS | 372 | KOCHETOVA Ljubov | ILION KILEN | 8 | 0 | 8 |
| 49 | SWE | 379 | LUNDBACK Helena | ERBBLUME | 8 | 0 | 8 |
| 52 | VEN | 393 | BARRIOS Pablo | SINATRA | 8 | 1 | 9 |
| 52 | GUA | 337 | RODRIGUEZ Juan Andres | ORESTUS | 8 | 1 | 9 |
| 52 | MEX | 354 | GONZALEZ Enrique | FRIDA | 8 | 1 | 9 |
| 52 | CHN | 321 | LI Zhenqiang | JUMPY DES FONTAINES | 4 | 5 | 9 |
| 56 | GER | 334 | AHLMANN Christian | COSTER | 8 | 2 | 10 |
| 56 | CHN | 322 | HUANG Zuping | PABLO II | 8 | 2 | 10 |
| 56 | KSA | 348 | HRH A. AL SAUD | OBELIX | 8 | 2 | 10 |
| 56 | UKR | 386 | NAGEL Bjorn | MAGIC BENGTSSON | 8 | 2 | 10 |
| 56 | GER | 332 | BEERBAUM Ludger | ALL INCLUSIVE | 8 | 2 | 10 |
| 61 | KSA | 350 | HH F. AL SHALAN | WIDO | 8 | 3 | 11 |
| 61 | UAE | 383 | HH AL MAKTOUM Latifah | KALASKA DE SEMILLY | 8 | 3 | 11 |
| 61 | KSA | 349 | BAHAMDAN Kamal | RIVAAL | 8 | 3 | 11 |
| 64 | MEX | 352 | MICHAN Alberto | CHINOBAMPO LAVITA | 8 | 4 | 12 |
| 65 | NOR | 363 | GULLIKSEN Geir | CATTANI | 12 | 1 | 13 |
| 66 | ARG | 301 | LAROCCA Jose | ROYAL POWER | 12 | 2 | 14 |
| 66 | HKG | 340 | LAM Samantha | TRESOR | 12 | 2 | 14 |
| 66 | NZL | 369 | GOODIN Bruce | YAMATO | 12 | 2 | 14 |
| 69 | CHN | 324 | ZHAO Zhiwen | TADONIA | 16 | 1 | 17 |
| 70 | UKR | 384 | ONISHCHENKO Aleksandr | CODAR | 16 | 2 | 18 |
| 71 | JOR | 344 | BISHARAT Ibrahim | SAM-SAM | 16 | 3 | 19 |
| 72 | COL | 325 | TORRES Manuel | CHAMBACUNERO | 20 | 1 | 21 |
| 73 | UKR | 385 | OFFEL Katharina | LORD SPEZI | 20 | 7 | 27 |
| 74 | CHN | 320 | ZHANG Bin | COERTIS | 28 | 2 | 30 |
| 75 | NZL | 367 | WORDLEY Sharn | ROCKVILLE | 44 | 3 | 47 |
| 76 | EGY | 326 | EL ZOGHBY Karim | ALADIN | 48 | 4 | 52 |
| 77 | NZL | 366 | McVEAN Katie | FOREST | 72 | 0 | 72 |

Legend:

EL Eliminated
RT Retired
DSQ Disqualified

NS Not Started
WD Withdrawn



HK EQUESTRIAN VENUE (SHATIN)
香港奥运马术比赛场(沙田)
SITE DE SHATIN DE HK

FRI 星期五 VEN
15 AUG 2008
19:15

EQUESTRIAN

马术 / SPORTS ÉQUESTRES

JUMPING INDIVIDUAL

场地障碍个人赛 / SAUT D'OBSTACLES INDIVIDUEL

1ST QUALIFIER

资格赛 - 第1轮 / 1ÈRE ÉPREUVE QUALIFICATIVE



RESULTS

比赛成绩 / RÉSULTATS

| Rank | NOC Code | Horse No | Rider | Horse | Penalties | | Total Penalties |
|------|-------------|-------------|-------|-------|-----------|------|--------------------|
| | | | | | Jump | Time | |

Note:
Eliminated rider is penalized by the worst score (52) plus 20 penalties.

Legend:
EL Eliminated
RT Retired
DSQ Disqualified
NS Not Started
WD Withdrawn



COURSE PLAN
 路线图 / PLAN DU PARCOURS

COURSE PLAN

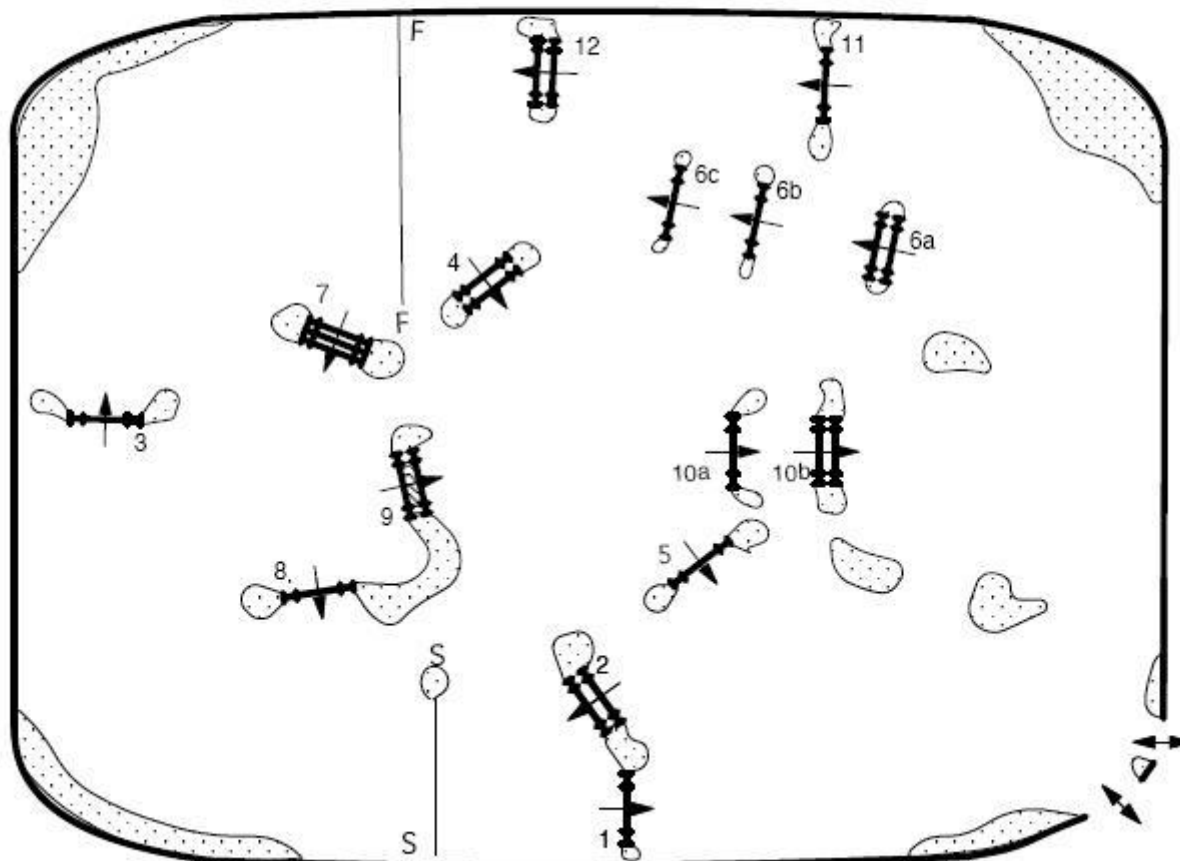
TYPE: Table "A" Art. 626.4
 LENGTH: 550 m.
 SPEED: 375 m./min.
 TIME ALLOWED: 88 sec.
 TIME LIMIT: 176 sec.
 OBSTACLES: 12
 EFFORTS: 15

JUMP-OFF: No Jump Off

TECHNICAL DELEGATE:

| OBSTACLE | F. HEIGHT | B. HEIGHT | SPREAD |
|----------|-----------|-----------|--------|
| 1 | 1.46 | | |
| 2 | 1.48 | 1.50 | 1.55 |
| 3 | 1.55 | | |
| 4 | 1.49 | 1.49 | 1.60 |
| 5 | 1.57 | | |
| 6a | 1.46 | 1.48 | 1.60 |
| 6b | 1.54 | | |
| 6c | 1.55 | | |
| 7 | 0.93 | 1.54 | 1.90 |
| 8 | 1.59 | | |
| 9 | 1.48 | 1.48 | 1.65 |
| 10a | 1.54 | | |
| 10b | 1.50 | 1.50 | 1.55 |
| 11 | 1.60 | | |
| 12 | 1.51 | 1.51 | 1.80 |

Olaf Petersen (GER)





DESCRIPTION OF FENCES

障碍介绍 / DESCRIPTION DES HAIES



1. Beijing Round Bridge



2. Summer Palace Promenade



3. Yeat Dang Lung Mun



4. Chinese Calligraphy



5. Gongs and Dragons



6a. Summer Palace Doors



6b. Double Happiness



6c. Double Happiness



7. Pandas



8. Dancing Fans



9. Prosperity Fans



10a. Horses in History



10b. Horses in History



11. Round Door in Luu Shang Gardens



12. Olympic Image



RESULTS

比赛成绩 / RÉSULTATS

Ground Jury: DISTLER David (USA), President DOHN Hanno (GER) YANG Chang-Kyoo (KOR)
 CAPLAIN Jean-Loup (FRA)

| Competition Specifications | |
|----------------------------|--------------------------------|
| Type | Table A, not against the clock |
| Rounds | Two |
| Speed | 375 metres/minute |
| Time Allowed | 90 Seconds |
| Jump-off | None |

| Rank | NOC | Horse No | Rider | Horse | Penalties | | Total Penalties | Team Total Penalties |
|------------------------------|-----|----------|----------------------------|--------------------|-----------|------|-----------------|----------------------|
| | | | | | Jump | Time | | |
| 1 SUI - SWITZERLAND | | | | | | | | |
| | | 376 | LIEBHERR Christina | NO MERCY | 4 | 0 | 4 | 12 |
| | | 374 | SCHWIZER Pius | NOBLESS M | 4 | 0 | 4 | |
| | | 373 | SCHURTENBERGER Niklaus | CANTUS | 4 | 0 | 4 | |
| | | 375 | GUERDAT Steve | JALISCA SOLIER | 4 | 0 | 4 # | |
| 1 USA - UNITED STATES | | | | | | | | |
| | | 391 | WARD Mclain | SAPPHIRE | 0 | 0 | 0 | 12 |
| | | 390 | KRAUT Laura | CEDRIC | 4 | 0 | 4 | |
| | | 389 | SIMPSON Will | CARLSSON VOM DACH | 8 | 0 | 8 | |
| | | 388 | MADDEN Beezie | AUTHENTIC | 8 | 3 | 11 # | |
| 3 SWE - SWEDEN | | | | | | | | |
| | | 380 | ERIKSSON Peter | JAGUAR MAIL | 8 | 0 | 8 | 13 |
| | | 378 | SCHULTZ Lotta | CALIBRA II | 4 | 1 | 5 | |
| | | 379 | LUNDBACK Helena | ERBBLUME | 12 | 0 | 12 # | |
| | | 381 | BENGTSSON Rolf-Goran | NINJA | 0 | 0 | 0 | |
| 4 GBR - GREAT BRITAIN | | | | | | | | |
| | | 331 | SKELTON Nick | RUSSEL | 8 | 0 | 8 | 16 |
| | | 327 | STOCKDALE Tim | CORLATO | 4 | 0 | 4 | |
| | | 330 | MAHER Ben | ROLETTE | 4 | 0 | 4 | |
| | | 328 | WHITAKER John | PEPPERMILL | | | NS # | |
| 4 CAN - CANADA | | | | | | | | |
| | | 317 | CONE Mac | OLE | 12 | 0 | 12 | 16 |
| | | 318 | HENSELWOOD Jill | SPECIAL ED | 16 | 2 | 18 # | |
| | | 315 | LAMAZE Eric | HICKSTEAD | 0 | 0 | 0 | |
| | | 316 | MILLAR Ian | IN STYLE | 4 | 0 | 4 | |
| 6 NED - NETHERLANDS | | | | | | | | |
| | | 358 | HOORN Angelique | O'BRIEN | 4 | 0 | 4 | 17 |
| | | 359 | HOUTZAGER Marc | OPIUM | 0 | 1 | 1 | |
| | | 356 | VOORN Vincent | ALPAPILLON-ARMANIE | 16 | 0 | 16 # | |
| | | 357 | SCHRODER Gerco | MONACO | 12 | 0 | 12 | |
| 6 NOR - NORWAY | | | | | | | | |
| | | 364 | ENDRESEN Stein | LE BEAU | 4 | 0 | 4 | 17 |
| | | 362 | DJUPVIK Morten | CASINO | 12 | 0 | 12 | |
| | | 363 | GULLIKSEN Geir | CATTANI | 12 | 0 | 12 # | |
| | | 361 | HANSEN Tony Andre | CAMIRO | 0 | 1 | 1 | |
| 8 GER - GERMANY | | | | | | | | |
| | | 334 | AHLMANN Christian | COSTER | 8 | 0 | 8 | 20 |
| | | 333 | KUTSCHER Marco | CORNET OBOLENSKY | 12 | 1 | 13 # | |
| | | 335 | MICHAELS-BEERBAUM Meredith | SHUTTERFLY | 4 | 0 | 4 | |
| | | 332 | BEERBAUM Ludger | ALL INCLUSIVE | 8 | 0 | 8 | |

Legend:

EL Eliminated
 RT Retired
 DSQ Disqualified

NS Not Started
 WD Withdrawn
 # Indicates that points do not count in team total

**HK EQUESTRIAN VENUE (SHATIN) EQUESTRIAN**

香港奥运马术比赛场(沙田)

SITE DE SHATIN DE HK

SUN 星期日 DIM

17 AUG 2008

19:15

马术 / SPORTS ÉQUESTRES

JUMPING TEAM

场地障碍团体赛 / SAUT D'OBSTACLES PAR ÉQUIPES

ROUND 1

第1轮 / 1ÈRE MANCHE

**RESULTS**

比赛成绩 / RÉSULTATS

| Rank | NOC | Horse No | Rider | Horse | Penalties | | Total Penalties | Team Total Penalties |
|------------------------------|-----|----------|----------------------------|---------------------|-----------|------|-----------------|----------------------|
| | | | | | Jump | Time | | |
| 8 AUS - AUSTRALIA | | | | | | | | |
| | | 303 | McMAHON Peter | GENOA | 16 | 0 | 16 | 20 |
| | | 302 | LEVER Laurie | DROSSEL DAN | 16 | 0 | 16 # | |
| | | 304 | ALEXANDER Edwina | ITOT DU CHATEAU | 0 | 0 | 0 | |
| | | 305 | WILLIAMS Matt | LECONTE | 4 | 0 | 4 | |
| 10 BRA - BRAZIL | | | | | | | | |
| | | 313 | VENISS Pedro | UN BLANC DE BLANCS | | | EL # | 25 |
| | | 311 | ALVES Bernardo | CHUPA CHUP | 12 | 0 | 12 | |
| | | 314 | BENEDICTO Camila | BONITO Z | 12 | 1 | 13 | |
| | | 312 | PESSOA Rodrigo | RUFUS | 0 | 0 | 0 | |
| 11 MEX - MEXICO | | | | | | | | |
| | | 352 | MICHAN Alberto | CHINOBAMPO LAVITA | 8 | 1 | 9 | 26 |
| | | 353 | CHEDRAUI Antonio | DON PORFIRIO | 8 | 0 | 8 | |
| | | 354 | GONZALEZ Enrique | FRIDA | 16 | 0 | 16 # | |
| | | 355 | FERNANDEZ Federico | ZORRO | 8 | 1 | 9 | |
| 12 UKR - UKRAINE | | | | | | | | |
| | | 384 | ONISHCHENKO Aleksandr | CODAR | | | EL # | 34 |
| | | 387 | VAN GEENBERGHE Jean-Claude | QUINTUS | 8 | 0 | 8 | |
| | | 386 | NAGEL Bjorn | MAGIC BENGTSOON | 8 | 1 | 9 | |
| | | 385 | OFFEL Katharina | LORD SPEZI | 16 | 1 | 17 | |
| 13 KSA - SAUDI ARABIA | | | | | | | | |
| | | 350 | HH F. AL SHALAN | WIDO | 16 | 2 | 18 | 38 |
| | | 349 | BAHAMDAN Kamal | RIVAAL | 12 | 3 | 15 | |
| | | 348 | HRH A. AL SAUD | OBELIX | 28 | 2 | 30 # | |
| | | 347 | AL DUHAMI Ramzy | ALLAH JABEK | 4 | 1 | 5 | |
| 14 NZL - NEW ZEALAND | | | | | | | | |
| | | 366 | McVEAN Katie | FOREST | 40 | 5 | 45 # | 45 |
| | | 370 | WEBBY Kirk | SITAH | 8 | 0 | 8 | |
| | | 367 | WORDLEY Sham | ROCKVILLE | 24 | 1 | 25 | |
| | | 369 | GOODIN Bruce | YAMATO | 12 | 0 | 12 | |
| 15 HKG - HONG KONG | | | | | | | | |
| | | 341 | LAM Patrick | URBAN | 8 | 1 | 9 | 59 |
| | | 340 | LAM Samantha | TRESOR | 28 | 1 | 29 | |
| | | 338 | CHENG Kenneth | CAN DO | 20 | 1 | 21 | |
| 16 CHN - CHINA | | | | | | | | |
| | | 322 | HUANG Zuping | PABLO II | 36 | 0 | 36 | 99 |
| | | 320 | ZHANG Bin | COERTIS | 24 | 7 | 31 | |
| | | 324 | ZHAO Zhiwen | TADONIA | 32 | 0 | 32 | |
| | | 321 | LI Zhenqiang | JUMPY DES FONTAINES | 32 | 7 | 39 # | |

Note:

In case of a tie on penalties for any position the order will be the same as order to go in first competition

Legend:

EL Eliminated
RT Retired
DSQ Disqualified

NS Not Started
WD Withdrawn
Indicates that points do not count in team total

**HK EQUESTRIAN VENUE (SHATIN) EQUESTRIAN**

香港奥运马术比赛场(沙田)

SITE DE SHATIN DE HK

SUN 星期日 DIM

17 AUG 2008

19:15

马术 / SPORTS ÉQUESTRES

JUMPING INDIVIDUAL

场地障碍个人赛 / SAUT D'OBSTACLES INDIVIDUEL

2ND QUALIFIER

资格赛 - 第2轮 / 2ÈME ÉPREUVE QUALIFICATIVE

**RESULTS**

比赛成绩 / RÉSULTATS

Ground Jury:

DISTLER David (USA), President

DOHN Hanno (GER)

YANG Chang-Kyoo (KOR)

CAPLAIN Jean-Loup (FRA)

| Competition Specifications | |
|----------------------------|--------------------------------|
| Type | Table A, not against the clock |
| Rounds | Three qualifiers |
| Speed | 375 metres/minute |
| Time Allowed | 90 Seconds |
| Jump-off | None |

| Rank | NOC Code | Horse No | Rider | Horse | Penalties 1st Qualifier | | Penalties | | Total Penalties 2nd Qual. | Total Penalties 1st+2nd | Q |
|------|----------|----------|------------------------------|-------------------|-------------------------|------|-----------|------|---------------------------|-------------------------|---|
| | | | | | Total | Rk | Jump | Time | | | |
| 1 | USA | 391 | T WARD Mclain | SAPPHIRE | 0 | (1) | 0 | 0 | 0 | 0 | Q |
| 1 | CAN | 315 | T LAMAZE Eric | HICKSTEAD | 0 | (1) | 0 | 0 | 0 | 0 | Q |
| 3 | BRA | 312 | T PESSOA Rodrigo | RUFUS | 1 | (14) | 0 | 0 | 0 | 1 | Q |
| 4 | IRL | 343 | LYNCH Denis | LANTINUS | 1 | (14) | 0 | 1 | 1 | 2 | Q |
| 4 | BEL | 308 | LANSINK Jos | CUMANO | 1 | (14) | 0 | 1 | 1 | 2 | Q |
| 4 | NOR | 361 | T HANSEN Tony Andre | CAMIRO | 1 | (14) | 0 | 1 | 1 | 2 | Q |
| 7 | NED | 359 | T HOUTZAGER Marc | OPIUM | 2 | (28) | 0 | 1 | 1 | 3 | Q |
| 8 | SWE | 381 | T BENGTSOON Rolf-Goran | NINJA | 4 | (30) | 0 | 0 | 0 | 4 | Q |
| 8 | NOR | 364 | T ENDRESEN Stein | LE BEAU | 0 | (1) | 4 | 0 | 4 | 4 | Q |
| 8 | SUI | 376 | T LIEBHERR Christina | NO MERCY | 0 | (1) | 4 | 0 | 4 | 4 | Q |
| 8 | AUS | 304 | T ALEXANDER Edwina | ITOT DU CHATEAU | 4 | (30) | 0 | 0 | 0 | 4 | Q |
| 8 | SUI | 373 | T SCHURTENBERGER Niklaus | CANTUS | 0 | (1) | 4 | 0 | 4 | 4 | Q |
| 13 | GBR | 330 | T MAHER Ben | ROLETTE | 1 | (14) | 4 | 0 | 4 | 5 | Q |
| 13 | SUI | 375 | T GUERDAT Steve | JALISCA SOLIER | 1 | (14) | 4 | 0 | 4 | 5 | Q |
| 15 | KSA | 347 | T AL DUHAMI Ramzy | ALLAH JABEK | 2 | (28) | 4 | 1 | 5 | 7 | Q |
| 16 | NED | 358 | T HOORN Angelique | O'BRIEN | 4 | (30) | 4 | 0 | 4 | 8 | Q |
| 16 | GBR | 327 | T STOCKDALE Tim | CORLATO | 4 | (30) | 4 | 0 | 4 | 8 | Q |
| 16 | SUI | 374 | T SCHWIZER Pius | NOBLESS M | 4 | (30) | 4 | 0 | 4 | 8 | Q |
| 16 | USA | 389 | T SIMPSON Will | CARLSSON VOM DACH | 0 | (1) | 8 | 0 | 8 | 8 | Q |
| 16 | AUS | 305 | T WILLIAMS Matt | LECONTE | 4 | (30) | 4 | 0 | 4 | 8 | Q |
| 16 | CAN | 316 | T MILLAR Ian | IN STYLE | 4 | (30) | 4 | 0 | 4 | 8 | Q |
| 22 | HKG | 341 | T LAM Patrick | URBAN | 0 | (1) | 8 | 1 | 9 | 9 | Q |
| 22 | MEX | 353 | T CHEDRAUI Antonio | DON PORFIRIO | 1 | (14) | 8 | 0 | 8 | 9 | Q |
| 22 | GBR | 331 | T SKELTON Nick | RUSSEL | 1 | (14) | 8 | 0 | 8 | 9 | Q |
| 22 | USA | 390 | T KRAUT Laura | CEDRIC | 5 | (39) | 4 | 0 | 4 | 9 | Q |
| 26 | SWE | 378 | T SCHULTZ Lotta | CALIBRA II | 5 | (39) | 4 | 1 | 5 | 10 | Q |
| 26 | GER | 335 | T MICHAELS-BEERBAUM Meredith | SHUTTERFLY | 6 | (46) | 4 | 0 | 4 | 10 | Q |
| 26 | MEX | 355 | T FERNANDEZ Federico | ZORRO | 1 | (14) | 8 | 1 | 9 | 10 | Q |
| 29 | USA | 388 | T MADDEN Beezie | AUTHENTIC | 0 | (1) | 8 | 3 | 11 | 11 | Q |
| 30 | NZL | 370 | T WEBBY Kirk | SITAH | 4 | (30) | 8 | 0 | 8 | 12 | Q |
| 30 | CAN | 317 | T CONE Mac | OLE | 0 | (1) | 12 | 0 | 12 | 12 | Q |
| 30 | BRA | 311 | T ALVES Bernardo | CHUPA CHUP | 0 | (1) | 12 | 0 | 12 | 12 | Q |
| 33 | UKR | 387 | T VAN GEENBERGHE Jean-Claude | QUINTUS | 5 | (39) | 8 | 0 | 8 | 13 | Q |

Legend:

EL Eliminated
Q Qualified Rider
R Reserve rider
RT Retired
WD Withdrawn

NS Not Started
Qual. Qualifier
Rk Rank
T Team member
DSQ Disqualified



RESULTS

比赛成绩 / RÉSULTATS

| Rank | NOC Code | Horse No | Rider | Horse | Penalties 1st Qualifier | | Penalties | | Total Penalties 2nd Qual. | Total Penalties 1st+2nd | |
|------|----------|----------|-------------------------|---------------------|-------------------------|------|-----------|------|---------------------------|-------------------------|---|
| | | | | | Total | Rk | Jump | Time | | | |
| 33 | NOR | 362 | T DJUPVIK Morten | CASINO | 1 | (14) | 12 | 0 | 12 | 13 | Q |
| 35 | SWE | 380 | T ERIKSSON Peter | JAGUAR MAIL | 8 | (49) | 8 | 0 | 8 | 16 | Q |
| 35 | NED | 356 | T VOORN Vincent | ALPAPILLON-ARMANIE | 0 | (1) | 16 | 0 | 16 | 16 | Q |
| 37 | JPN | 345 | SUGITANI Taizo | CALIFORNIA | 0 | (1) | 16 | 1 | 17 | 17 | Q |
| 37 | AUS | 302 | T LEVER Laurie | DROSSEL DAN | 1 | (14) | 16 | 0 | 16 | 17 | Q |
| 37 | NED | 357 | T SCHRODER Gerco | MONACO | 5 | (39) | 12 | 0 | 12 | 17 | Q |
| 40 | GUA | 337 | RODRIGUEZ Juan Andres | ORESTUS | 9 | (52) | 8 | 1 | 9 | 18 | Q |
| 40 | GER | 334 | T AHLMANN Christian | COSTER | 10 | (56) | 8 | 0 | 8 | 18 | Q |
| 40 | GER | 332 | T BEERBAUM Ludger | ALL INCLUSIVE | 10 | (56) | 8 | 0 | 8 | 18 | Q |
| 40 | BRA | 314 | T BENEDICTO Camila | BONITO Z | 5 | (39) | 12 | 1 | 13 | 18 | Q |
| 44 | GER | 333 | T KUTSCHER Marco | CORNET OBOLENSKY | 6 | (46) | 12 | 1 | 13 | 19 | Q |
| 44 | UKR | 386 | T NAGEL Bjorn | MAGIC BENGTSOON | 10 | (56) | 8 | 1 | 9 | 19 | Q |
| 44 | CAN | 318 | T HENSELWOOD Jill | SPECIAL ED | 1 | (14) | 16 | 2 | 18 | 19 | Q |
| 47 | SWE | 379 | T LUNDBACK Helena | ERBLUME | 8 | (49) | 12 | 0 | 12 | 20 | Q |
| 47 | AUS | 303 | T McMAHON Peter | GENOA | 4 | (30) | 16 | 0 | 16 | 20 | Q |
| 49 | MEX | 352 | T MICHAN Alberto | CHINOBAMPO LAVITA | 12 | (64) | 8 | 1 | 9 | 21 | Q |
| 50 | VEN | 393 | BARRIOS Pablo | SINATRA | 9 | (52) | 12 | 2 | 14 | 23 | Q |
| 51 | JPN | 346 | SATO Eiken | CAYAK | 1 | (14) | 24 | 0 | 24 | 25 | R |
| 51 | MEX | 354 | T GONZALEZ Enrique | FRIDA | 9 | (52) | 16 | 0 | 16 | 25 | R |
| 51 | NOR | 363 | T GULLIKSEN Geir | CATTANI | 13 | (65) | 12 | 0 | 12 | 25 | R |
| 54 | UAE | 383 | HH AL MAKTOUM Latifah | KALASKA DE SEMILLY | 11 | (61) | 12 | 3 | 15 | 26 | R |
| 54 | KSA | 349 | T BAHAMDAN Kamal | RIVAAL | 11 | (61) | 12 | 3 | 15 | 26 | R |
| 54 | NZL | 369 | T GOODIN Bruce | YAMATO | 14 | (66) | 12 | 0 | 12 | 26 | R |
| 57 | HKG | 338 | T CHENG Kenneth | CAN DO | 6 | (46) | 20 | 1 | 21 | 27 | R |
| 58 | KSA | 350 | T HH F. AL SHALAN | WIDO | 11 | (61) | 16 | 2 | 18 | 29 | R |
| 59 | ARG | 301 | LAROCCA Jose | ROYAL POWER | 14 | (66) | 16 | 0 | 16 | 30 | R |
| 60 | KSA | 348 | T HRH A. AL SAUD | OBELIX | 10 | (56) | 28 | 2 | 30 | 40 | R |
| 61 | JOR | 344 | BISHARAT Ibrahim | SAM-SAM | 19 | (71) | 20 | 2 | 22 | 41 | |
| 61 | RUS | 372 | KOCHETOVA Ljubov | ILION KILEN | 8 | (49) | 28 | 5 | 33 | 41 | |
| 63 | COL | 325 | TORRES Manuel | CHAMBACUNERO | 21 | (72) | 20 | 2 | 22 | 43 | |
| 63 | HKG | 340 | T LAM Samantha | TRESOR | 14 | (66) | 28 | 1 | 29 | 43 | |
| 65 | UKR | 385 | T OFFEL Katharina | LORD SPEZI | 27 | (73) | 16 | 1 | 17 | 44 | |
| 66 | CHN | 322 | T HUANG Zuping | PABLO II | 10 | (56) | 36 | 0 | 36 | 46 | |
| 67 | CHN | 321 | T LI Zhenqiang | JUMPY DES FONTAINES | 9 | (52) | 32 | 7 | 39 | 48 | |
| 68 | CHN | 324 | T ZHAO Zhiwen | TADONIA | 17 | (69) | 32 | 0 | 32 | 49 | |
| 69 | CHN | 320 | T ZHANG Bin | COERTIS | 30 | (74) | 24 | 7 | 31 | 61 | |
| 70 | NZL | 367 | T WORDLEY Sharn | ROCKVILLE | 47 | (75) | 24 | 1 | 25 | 72 | |
| 71 | NZL | 366 | T McVEAN Katie | FOREST | 72 | (77) | 40 | 5 | 45 | 117 | |
| | BER | 309 | TERCEIRA Jillian | CHAKA III | 5 | (39) | EL | | | | |
| | AZE | 307 | RAHIMOV Jamal | IONESCO DE BREKKA | 1 | (14) | EL | | | | |
| | UKR | 384 | T ONISHCHENKO Aleksandr | CODAR | 18 | (70) | EL | | | | |

Legend:

| | |
|--------------------------|-------------------------|
| EL Eliminated | NS Not Started |
| Q Qualified Rider | Qual. Qualifier |
| R Reserve rider | Rk Rank |
| RT Retired | T Team member |
| WD Withdrawn | DSQ Disqualified |



HK EQUESTRIAN VENUE (SHATIN)
 香港奥运马术比赛场(沙田)
 SITE DE SHATIN DE HK

SUN 星期日 DIM
 17 AUG 2008
 19:15

EQUESTRIAN
 马术 / SPORTS ÉQUESTRES
JUMPING INDIVIDUAL
 场地障碍个人赛 / SAUT D'OBSTACLES INDIVIDUEL
2ND QUALIFIER
 资格赛 - 第2轮 / 2ÈME ÉPREUVE QUALIFICATIVE



RESULTS

比赛成绩 / RÉSULTATS

| Rank | NOC Code | Horse No | Rider | Horse | Penalties 1st Qualifier | | Penalties | | Total Penalties 2nd Qual. | Total Penalties 1st+2nd |
|------|----------|----------|-----------------|--------------------|-------------------------|------|-----------|------|---------------------------|-------------------------|
| | | | | | Total | Rk | Jump | Time | | |
| | BRA | 313 | T VENISS Pedro | UN BLANC DE BLANCS | 0 | (1) | EL | | | |
| | EGY | 326 | EL ZOGHBY Karim | ALADIN | 52 | (76) | WD | | | |
| | GBR | 328 | T WHITAKER John | PEPPERMILL | 5 | (39) | NS | | | |

Legend:

| | |
|--------------------------|-------------------------|
| EL Eliminated | NS Not Started |
| Q Qualified Rider | Qual. Qualifier |
| R Reserve rider | Rk Rank |
| RT Retired | T Team member |
| WD Withdrawn | DSQ Disqualified |



COURSE PLAN

路线图 / PLAN DU PARCOURS

COURSE PLAN

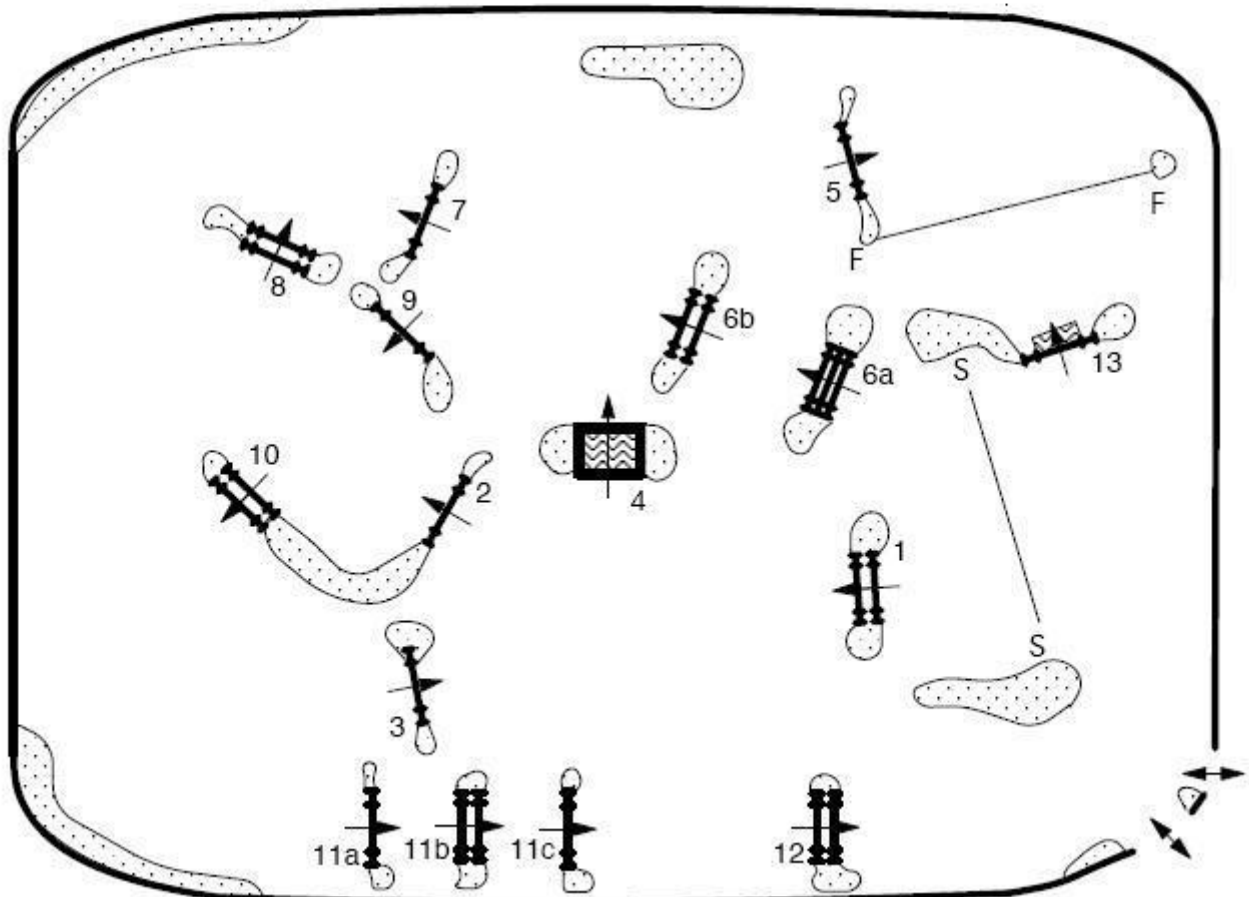
TYPE: Table "A" Art. 626.5+6
LENGTH: 560 m.
SPEED: 375 m./min.
TIME ALLOWED: 90 sec.
TIME LIMIT: 180 sec.
OBSTACLES: 13
EFFORTS: 16

JUMP-OFF: No Jump Off

TECHNICAL DELEGATE:

| OBSTACLE | F. HEIGHT | B. HEIGHT | SPREAD |
|----------|-----------|-----------|--------|
| 1 | 1.40 | 1.45 | 1.30 |
| 2 | 1.55 | | |
| 3 | 1.57 | | |
| 4 | | | 4.20 |
| 5 | 1.60 | | |
| 6a | 0.90 | 1.55 | 1.90 |
| 6b | 1.50 | 1.50 | 1.55 |
| 7 | 1.60 | | |
| 8 | 1.55 | 1.55 | 0.90 |
| 9 | 1.60 | | |
| 10 | 1.50 | 1.50 | 1.80 |
| 11a | 1.55 | | |
| 11b | 1.51 | 1.51 | 1.60 |
| 11c | 1.55 | | |
| 12 | 1.55 | 1.55 | 1.80 |
| 13 | 1.60 | | |

Olaf Petersen (GER)





DESCRIPTION OF FENCES

障碍介绍 / DESCRIPTION DES HAIES



1. Olympic Look



2. Opera Motives



3. Great Wall and Gongs



4. Bamboo Water



5. Moon Tong Hai Hang



6a. Paper Windows



6b. Paper Windows



7. Dancing Lion



8. Double Happiness



9. Ching Ma Bridge



10. Summer Palace Doors



11a. Character and Fans



11b. Chinese Characters



11c. Character and Fans



12. Cutting Paper Art



13. Dragon Boat

FINAL RESULTS

最终成绩 / RÉSULTATS FINAUX

CORRECTED

Ground Jury: CAPLAIN Jean-Loup (FRA), President YANG Chang-Kyoo (KOR) DOHN Hanno (GER)
 DISTLER David (USA)

| Competition Specifications | |
|----------------------------|-----------------------------------|
| Type | Table A, not against the clock |
| Rounds | Two |
| Speed | 375 metres/minute |
| Time Allowed | 88 Seconds |
| Jump-off | If required for the medal placing |
| Jump-off time allowed | 45 Seconds |

| Rank | NOC | Horse No | Rider | Horse | Total Penalties Round 1 | Penalties | | Total Penalties Round 2 | Team Total Penalties | Jump-Off | |
|----------|----------------------------|----------|------------------------|--------------------|-------------------------|-----------|------|-------------------------|----------------------|----------|---------------|
| | | | | | | Jump | Time | | | Pen | Time |
| 1 | USA - United States | | | | 12 | | | 8 | 20 | 0 | 115.41 |
| | | 391 | WARD Mclain | SAPPHIRE | 0 | 4 | 0 | 4 | | 0 | 37.05 |
| | | 390 | KRAUT Laura | CEDRIC | 4 | 0 | 0 | 0 | | 0 | 39.86 |
| | | 389 | SIMPSON Will | CARLSSON VOM DACH | 8 | 8 | 0 | 8 # | | 0 | 38.50 |
| | | 388 | MADDEN Beezie | AUTHENTIC | 11 # | 4 | 0 | 4 | | NS | |
| 2 | CAN - Canada | | | | 16 | | | 4 | 20 | 4 | 76.67 |
| | | 318 | HENSELWOOD Jill | SPECIAL ED | 18 # | 0 | 0 | 0 | | 4 | 40.32 |
| | | 315 | LAMAZE Eric | HICKSTEAD | 0 | 4 | 0 | 4 | | 0 | 36.35 |
| | | 316 | MILLAR Ian | IN STYLE | 4 | 0 | 0 | 0 | | NS | |
| | | 317 | CONE Mac | OLE | 12 | | | WD # | | NS | |
| 3 | NOR - Norway | | | | 17 | | | 10 | 27 | | |
| | | 364 | ENDRESEN Stein | LE BEAU | 4 | 12 | 0 | 12 # | | | |
| | | 362 | DJUPVIK Morten | CASINO | 12 | 4 | 0 | 4 | | | |
| | | 363 | GULLIKSEN Geir | CATTANI | 12 # | 4 | 1 | 5 | | | |
| | | 361 | HANSEN Tony Andre | CAMIRO | 1 | 0 | 1 | 1 | | | |
| 4 | SUI - Switzerland | | | | 12 | | | 18 | 30 | | |
| | | 376 | LIEBHERR Christina | NO MERCY | 4 | 20 | 3 | 23 # | | | |
| | | 374 | SCHWIZER Pius | NOBLESS M | 4 | 4 | 1 | 5 | | | |
| | | 373 | SCHURTENBERGER Niklaus | CANTUS | 4 | 8 | 0 | 8 | | | |
| | | 375 | GUERDAT Steve | JALISCA SOLIER | 4 # | 4 | 1 | 5 | | | |
| 5 | NED - Netherlands | | | | 17 | | | 17 | 34 | | |
| | | 358 | HOORN Angelique | O'BRIEN | 4 | 8 | 0 | 8 | | | |
| | | 359 | HOUTZAGER Marc | OPIUM | 1 | 4 | 1 | 5 | | | |
| | | 356 | VOORN Vincent | ALPAPILLON-ARMANIE | 16 # | 24 | 3 | 27 # | | | |
| | | 357 | SCHRODER Gerco | MONACO | 12 | 4 | 0 | 4 | | | |
| 5 | GER - Germany | | | | 20 | | | 14 | 34 | | |
| | | 334 | AHLMANN Christian | COSTER | 8 | 4 | 0 | 4 | | | |
| | | 333 | KUTSCHER Marco | CORNET OBOLENSKY | 13 # | 16 | 3 | 19 # | | | |
| | | 335 | MICHAELS-BEERBAUM | SHUTTERFLY | 4 | 4 | 0 | 4 | | | |
| | | 332 | BEERBAUM Ludger | ALL INCLUSIVE | 8 | 4 | 2 | 6 | | | |
| 7 | GBR - Great Britain | | | | 16 | | | 21 | 37 | | |
| | | 331 | SKELTON Nick | RUSSEL | 8 | 12 | 1 | 13 | | | |
| | | 327 | STOCKDALE Tim | CORLATO | 4 | 8 | 0 | 8 | | | |
| | | 330 | MAHER Ben | ROLETTE | 4 | 0 | 0 | 0 | | | |
| | | 328 | WHITAKER John | PEPPERMILL | NS # | | | NS # | | | |
| 8 | SWE - Sweden | | | | 13 | | | 25 | 38 | | |
| | | 380 | ERIKSSON Peter | JAGUAR MAIL | 8 | 4 | 0 | 4 | | | |
| | | 378 | SCHULTZ Lotta | CALIBRA II | 5 | 20 | 0 | 20 # | | | |
| | | 379 | LUNDBACK Helena | ERBBLUME | 12 # | 16 | 1 | 17 | | | |
| | | 381 | BENGTSSON Rolf-Goran | NINJA | 0 | 4 | 0 | 4 | | | |

Legend:

EL Eliminated
 RT Retired
 DSQ Disqualified

NS Not Started
 WD Withdrawn
 # Indicates that points do not count in team total



HK EQUESTRIAN VENUE (SHATIN) EQUESTRIAN
 香港奥运马术比赛场(沙田)
 SITE DE SHATIN DE HK

MON 星期一 - LUN
 18 AUG 2008
 22:05

EQUESTRIAN
 马术 / SPORTS ÉQUESTRES
JUMPING TEAM
 场地障碍团体赛 / SAUT D'OBSTACLES PAR ÉQUIPES



FINAL RESULTS

最终成绩 / RÉSULTATS FINAUX

CORRECTED

| Rank | NOC | Horse No | Rider | Horse | Total Penalties Round 1 | Penalties | | Total Penalties Round 2 | Team Total Penalties | Jump-Off | |
|------|-----------------|----------|------------------|-----------------|-------------------------|-----------|------|-------------------------|----------------------|----------|------|
| | | | | | | Jump | Time | | | Pen | Time |
| 9 | AUS - Australia | | | | 20 | | | 21 | 41 | | |
| | | 303 | McMAHON Peter | GENOA | 16 | | | NS # | | | |
| | | 302 | LEVER Laurie | DROSSEL DAN | 16 # | 4 | 0 | 4 | | | |
| | | 304 | ALEXANDER Edwina | ITOT DU CHATEAU | 0 | 0 | 0 | 0 | | | |
| | | 305 | WILLIAMS Matt | LECONTE | 4 | 16 | 1 | 17 | | | |

Legend:

EL Eliminated
RT Retired
DSQ Disqualified

NS Not Started
WD Withdrawn
Indicates that points do not count in team total



**HK EQUESTRIAN VENUE (SHATIN) EQUESTRIAN**

香港奥运马术比赛场(沙田)

SITE DE SHATIN DE HK

MON 星期一 LUN

18 AUG 2008

19:15

马术 / SPORTS ÉQUESTRES

JUMPING INDIVIDUAL

场地障碍个人赛 / SAUT D'OBSTACLES INDIVIDUEL

3RD QUALIFIER

资格赛 - 第3轮 / 3ÈME ÉPREUVE QUALIFICATIVE

**RESULTS**

比赛成绩 / RÉSULTATS

CORRECTED**Ground Jury:**

CAPLAIN Jean-Loup (FRA), President

YANG Chang-Kyoo (KOR)

DOHN Hanno (GER)

DISTLER David (USA)

| Competition Specifications | |
|----------------------------|--------------------------------|
| Type | Table A, not against the clock |
| Rounds | Three qualifiers |
| Speed | 375 metres/minute |
| Time Allowed | 88 Seconds |
| Jump-off | None |

| Rank | NOC Code | Horse No | Rider | Horse | Penalties 1st Qualifier | | Penalties 2nd Qualifier | | Penalties | | Total Penalties 3rd Qual. | Total Penalties 1+2+3 |
|------|----------|----------|------------------------------|-------------------|-------------------------|------|-------------------------|------|-----------|------|---------------------------|-----------------------|
| | | | | | Total | Rk | Total | Rk | Jump | Time | | |
| 1 | NOR | 361 | T HANSEN Tony Andre | CAMIRO | 1 | (14) | 1 | (6) | 0 | 1 | 1 | 3 Q |
| 2 | BEL | 308 | LANSINK Jos | CUMANO | 1 | (14) | 1 | (6) | 0 | 2 | 2 | 4 Q |
| 2 | USA | 391 | T WARD Mclain | SAPPHIRE | 0 | (1) | 0 | (1) | 4 | 0 | 4 | 4 Q |
| 2 | AUS | 304 | T ALEXANDER Edwina | ITOT DU CHATEAU | 4 | (30) | 0 | (1) | 0 | 0 | 0 | 4 Q |
| 2 | CAN | 315 | T LAMAZE Eric | HICKSTEAD | 0 | (1) | 0 | (1) | 4 | 0 | 4 | 4 Q |
| 6 | GBR | 330 | T MAHER Ben | ROLETTE | 1 | (14) | 4 | (10) | 0 | 0 | 0 | 5 Q |
| 7 | BRA | 312 | PESSOA Rodrigo | RUFUS | 1 | (14) | 0 | (1) | 4 | 2 | 6 | 7 Q |
| 8 | IRL | 343 | LYNCH Denis | LANTINUS | 1 | (14) | 1 | (6) | 4 | 2 | 6 | 8 Q |
| 8 | NED | 359 | T HOUTZAGER Marc | OPIUM | 2 | (28) | 1 | (6) | 4 | 1 | 5 | 8 Q |
| 8 | CAN | 316 | T MILLAR Ian | IN STYLE | 4 | (30) | 4 | (10) | 0 | 0 | 0 | 8 Q |
| 8 | SWE | 381 | T BENGTTSSON Rolf-Goran | NINJA | 4 | (30) | 0 | (1) | 4 | 0 | 4 | 8 Q |
| 12 | USA | 390 | T KRAUT Laura | CEDRIC | 5 | (39) | 4 | (10) | 0 | 0 | 0 | 9 Q |
| 13 | SUI | 375 | T GUERDAT Steve | JALISCA SOLIER | 1 | (14) | 4 | (10) | 4 | 1 | 5 | 10 Q |
| 14 | SUI | 373 | T SCHURTENBERGER Niklaus | CANTUS | 0 | (1) | 4 | (10) | 8 | 0 | 8 | 12 Q |
| 15 | SUI | 374 | T SCHWIZER Pius | NOBLESS M | 4 | (30) | 4 | (10) | 4 | 1 | 5 | 13 Q |
| 16 | GER | 335 | T MICHAELS-BEERBAUM Meredith | BUTTERFLY | 6 | (46) | 4 | (10) | 4 | 0 | 4 | 14 Q |
| 17 | USA | 388 | T MADDEN Beezie | AUTHENTIC | 0 | (1) | 11 | (37) | 4 | 0 | 4 | 15 Q |
| 18 | KSA | 347 | AL DUHAMI Ramzy | ALLAH JABEK | 2 | (28) | 5 | (22) | 8 | 1 | 9 | 16 Q |
| 18 | NED | 358 | T HOORN Angelique | O'BRIEN | 4 | (30) | 4 | (10) | 8 | 0 | 8 | 16 Q |
| 18 | NOR | 364 | T ENDRESEN Stein | LE BEAU | 0 | (1) | 4 | (10) | 12 | 0 | 12 | 16 Q |
| 18 | GBR | 327 | T STOCKDALE Tim | CORLATO | 4 | (30) | 4 | (10) | 8 | 0 | 8 | 16 Q |
| 18 | USA | 389 | T SIMPSON Will | CARLSSON VOM DACH | 0 | (1) | 8 | (24) | 8 | 0 | 8 | 16 |
| 23 | UKR | 387 | VAN GEENBERGHE J-C. | QUINTUS | 5 | (39) | 8 | (24) | 4 | 0 | 4 | 17 Q |
| 23 | MEX | 353 | CHEDRAUI Antonio | DON PORFIRIO | 1 | (14) | 8 | (24) | 8 | 0 | 8 | 17 Q |
| 23 | NOR | 362 | T DJUPVIK Morten | CASINO | 1 | (14) | 12 | (38) | 4 | 0 | 4 | 17 Q |
| 26 | CAN | 318 | T HENSELWOOD Jill | SPECIAL ED | 1 | (14) | 18 | (57) | 0 | 0 | 0 | 19 Q |
| 27 | BRA | 311 | ALVES Bernardo | CHUPA CHUP | 0 | (1) | 12 | (38) | 8 | 0 | 8 | 20 Q |
| 27 | SWE | 380 | T ERIKSSON Peter | JAGUAR MAIL | 8 | (49) | 8 | (24) | 4 | 0 | 4 | 20 Q |
| 29 | AUS | 302 | T LEVER Laurie | DROSSEL DAN | 1 | (14) | 16 | (50) | 4 | 0 | 4 | 21 Q |
| 29 | NED | 357 | T SCHRODER Gerco | MONACO | 5 | (39) | 12 | (38) | 4 | 0 | 4 | 21 Q |
| 31 | GER | 334 | T AHLMANN Christian | COSTER | 10 | (56) | 8 | (24) | 4 | 0 | 4 | 22 Q |
| 31 | GBR | 331 | T SKELTON Nick | RUSSEL | 1 | (14) | 8 | (24) | 12 | 1 | 13 | 22 Q |
| 33 | NZL | 370 | WEBBY Kirk | SITAH | 4 | (30) | 8 | (24) | 12 | 0 | 12 | 24 Q |

Legend:

EL Eliminated
Q Qualified rider
R Reserve rider
RT Retired
WD Withdrawn

NS Not Started
Qual. Qualifier
Rk Rank
T Team member
DSQ Disqualified

**HK EQUESTRIAN VENUE (SHATIN) EQUESTRIAN**

香港奥运马术比赛场(沙田)

SITE DE SHATIN DE HK

MON 星期一 LUN

18 AUG 2008

19:15

马术 / SPORTS ÉQUESTRES

JUMPING INDIVIDUAL

场地障碍个人赛 / SAUT D'OBSTACLES INDIVIDUEL

3RD QUALIFIER

资格赛 - 第3轮 / 3ÈME ÉPREUVE QUALIFICATIVE

**RESULTS**

比赛成绩 / RÉSULTATS

CORRECTED

| Rank | NOC Code | Horse No | Rider | Horse | Penalties 1st Qualifier | | Penalties 2nd Qualifier | | Penalties | | Total Penalties 3rd Qual. | Total Penalties 1+2+3 |
|------|----------|----------|-----------------------|--------------------|-------------------------|------|-------------------------|------|-----------|------|---------------------------|-----------------------|
| | | | | | Total | Rk | Total | Rk | Jump | Time | | |
| 33 | MEX | 355 | FERNANDEZ Federico | ZORRO | 1 | (14) | 9 | (32) | 12 | 2 | 14 | 24 Q |
| 33 | GER | 332 | T BEERBAUM Ludger | ALL INCLUSIVE | 10 | (56) | 8 | (24) | 4 | 2 | 6 | 24 Q |
| 36 | AUS | 305 | T WILLIAMS Matt | LECONTE | 4 | (30) | 4 | (10) | 16 | 1 | 17 | 25 Q |
| 37 | JPN | 345 | SUGITANI Taizo | CALIFORNIA | 0 | (1) | 17 | (55) | 8 | 1 | 9 | 26 R |
| 38 | BRA | 314 | BENEDICTO Camila | BONITO Z | 5 | (39) | 13 | (45) | 8 | 1 | 9 | 27 R |
| 38 | SUI | 376 | T LIEBHERR Christina | NO MERCY | 0 | (1) | 4 | (10) | 20 | 3 | 23 | 27 |
| 40 | SWE | 378 | T SCHULTZ Lotta | CALIBRA II | 5 | (39) | 5 | (22) | 20 | 0 | 20 | 30 R |
| 41 | GUA | 337 | RODRIGUEZ Juan Andres | ORESTUS | 9 | (52) | 9 | (32) | 12 | 1 | 13 | 31 R |
| 42 | SWE | 379 | T LUNDBACK Helena | ERBLUME | 8 | (49) | 12 | (38) | 16 | 1 | 17 | 37 |
| 43 | GER | 333 | T KUTSCHER Marco | CORNET OBOLENSKY | 6 | (46) | 13 | (45) | 16 | 3 | 19 | 38 |
| 44 | VEN | 393 | BARRIOS Pablo | SINATRA | 9 | (52) | 14 | (47) | 16 | 4 | 20 | 43 R |
| 44 | NED | 356 | T VOORN Vincent | ALPAPILLON-ARMANIE | 0 | (1) | 16 | (50) | 24 | 3 | 27 | 43 |
| 46 | HKG | 341 | LAM Patrick | URBAN | 0 | (1) | 9 | (32) | 28 | 8 | 36 | 45 R |
| 47 | MEX | 352 | MICHAN Alberto | CHINOBAMPO LAVITA | 12 | (64) | 9 | (32) | 24 | 1 | 25 | 46 R |
| | CAN | 317 | T CONE Mac | OLE | 0 | (1) | 12 | (38) | WD | | | |
| | AUS | 303 | T McMAHON Peter | GENOA | 4 | (30) | 16 | (50) | NS | | | |

Note:
According to FEI rule, Horse no.305 will qualify for round A

Note:
Top 35 riders plus ties, with a maximum of 3 riders per NOC, qualify for round A

Legend:

| | |
|--------------------------|-------------------------|
| EL Eliminated | NS Not Started |
| Q Qualified rider | Qual. Qualifier |
| R Reserve rider | Rk Rank |
| RT Retired | T Team member |
| WD Withdrawn | DSQ Disqualified |



COURSE PLAN

路线图 / PLAN DU PARCOURS

COURSE PLAN

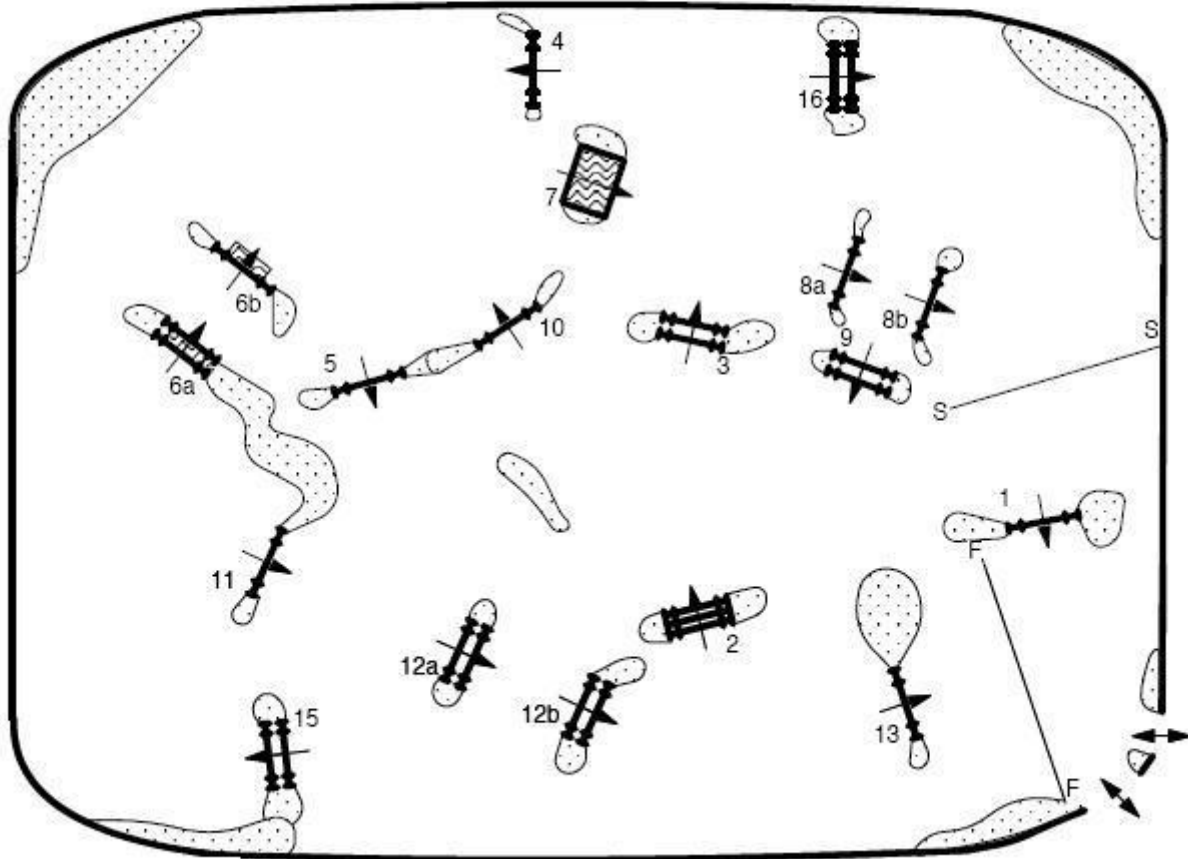
TYPE: Table "A" Art. 626.5+7
 LENGTH: 550 m.
 SPEED: 375 m./min.
 TIME ALLOWED: 88 sec.
 TIME LIMIT: 176 sec.
 OBSTACLES: 13
 EFFORTS: 16

JUMP-OFF: 15-11-3-5-6a-6b-16
 LENGTH: 280 m.
 TIME ALLOWED: 45 sec.
 TIME LIMIT: 90 sec.

TECHNICAL DELEGATE:

Olaf Petersen (GER)

| OBSTACLE | F. HEIGHT | B. HEIGHT | SPREAD |
|-----------|-----------|-----------|--------|
| 1 | 1.47 | | |
| 2 | 0.93 | 1.54 | 1.90 |
| 3 | 1.50 | 1.50 | 1.60 |
| 4 | 1.60 | | |
| 5 | 1.60 | | |
| 6a | 1.52 | 1.52 | 1.70 |
| 6b | 1.57 | | |
| 7 | | | 4.10 |
| 8a | 1.55 | | |
| 8b | 1.58 | | |
| 9 | 1.52 | 1.52 | 1.75 |
| 10 | 1.60 | | |
| 11 | 1.60 | | |
| 12a | 1.50 | 1.50 | 1.60 |
| 12b | 1.50 | 1.50 | 1.70 |
| 13 | 1.60 | | |
| 15 (J.O.) | 1.45 | 1.50 | 1.30 |
| 16 (J.O.) | 1.50 | 1.55 | 1.60 |





DESCRIPTION OF FENCES

障碍介绍 / DESCRIPTION DES HAIES



1. Chinese Bridge



2. Chinese Umbrellas



3. Forbidden City Veranda



4. Olympic Dragon



5. Beijing Round Bridge



6a. Moon Tong Hei Hang



6b. Opera Motives



7. Olympic Water



8a. The Abacus



8b. The Abacus



9. Beijing Opera



10. Dancing Fans



11. Yeat Dang Lung Mun



12a. The Musical Bells



12b. The Musical Bells



13 Great Wall



15. Horses in History (Jump Off)



16. Olympic Image (Jump Off)

**HK EQUESTRIAN VENUE (SHATIN) EQUESTRIAN**

香港奥运马术比赛场(沙田)

SITE DE SHATIN DE HK

THU 星期四 JEU

21 AUG 2008

19:15

马术 / SPORTS ÉQUESTRES

JUMPING INDIVIDUAL

场地障碍个人赛 / SAUT D'OBSTACLES INDIVIDUEL

FINAL ROUND A

决赛 - A轮 / FINALE MANCHE A

**RESULTS**

比赛成绩 / RÉSULTATS

Ground Jury:

DOHN Hanno (GER), President

DISTLER David (USA)

YANG Chang-Kyoo (KOR)

CAPLAIN Jean-Loup (FRA)

| Competition Specifications | |
|----------------------------|--------------------------------|
| Type | Table A, not against the clock |
| Rounds | Two |
| Speed | 375 metres/minute |
| Time Allowed | 87 Seconds |
| Jump-off | None |

| Rank | NOC Code | Horse No | Rider | Horse | Penalties | | Total Penalties |
|------|----------|----------|----------------------------|-------------------|-----------|------|-----------------|
| | | | | | Jump | Time | |
| 1 | BRA | 314 | BENEDICTO Camila | BONITO Z | 0 | 0 | 0 Q |
| 1 | NED | 358 | HOORN Angelique | O'BRIEN | 0 | 0 | 0 Q |
| 1 | NOR | 364 | ENDRESEN Stein | LE BEAU | 0 | 0 | 0 Q |
| 1 | GBR | 327 | STOCKDALE Tim | CORLATO | 0 | 0 | 0 Q |
| 1 | USA | 388 | MADDEN Beezie | AUTHENTIC | 0 | 0 | 0 Q |
| 1 | NED | 359 | HOUTZAGER Marc | OPIUM | 0 | 0 | 0 Q |
| 1 | SWE | 381 | BENGTSSON Rolf-Goran | NINJA | 0 | 0 | 0 Q |
| 1 | GBR | 330 | MAHER Ben | ROLETTE | 0 | 0 | 0 Q |
| 1 | BEL | 308 | LANSINK Jos | CUMANO | 0 | 0 | 0 Q |
| 1 | CAN | 315 | LAMAZE Eric | HICKSTEAD | 0 | 0 | 0 Q |
| 11 | SWE | 378 | SCHULTZ Lotta | CALIBRA II | 4 | 0 | 4 Q |
| 11 | AUS | 305 | WILLIAMS Matt | LECONTE | 4 | 0 | 4 Q |
| 11 | GER | 332 | BEERBAUM Ludger | ALL INCLUSIVE | 4 | 0 | 4 Q |
| 11 | NED | 357 | SCHRODER Gerco | MONACO | 4 | 0 | 4 Q |
| 11 | CAN | 318 | HENSELWOOD Jill | SPECIAL ED | 4 | 0 | 4 Q |
| 11 | UKR | 387 | VAN GEENBERGHE J-C. | QUINTUS | 4 | 0 | 4 Q |
| 11 | NOR | 362 | DJUPVIK Morten | CASINO | 4 | 0 | 4 Q |
| 11 | GER | 335 | MICHAELS-BEERBAUM Meredith | SHUTTERFLY | 4 | 0 | 4 Q |
| 11 | SUI | 375 | GUERDAT Steve | JALISCA SOLIER | 4 | 0 | 4 Q |
| 11 | BRA | 312 | PESSOA Rodrigo | RUFUS | 4 | 0 | 4 Q |
| 11 | USA | 391 | WARD Mclain | SAPPHIRE | 4 | 0 | 4 Q |
| 11 | AUS | 304 | ALEXANDER Edwina | ITOT DU CHATEAU | 4 | 0 | 4 Q |
| 23 | AUS | 302 | LEVER Laurie | DROSSEL DAN | 8 | 0 | 8 |
| 23 | KSA | 347 | AL DUHAMI Ramzy | ALLAH JABEK | 8 | 0 | 8 |
| 23 | SUI | 374 | SCHWIZER Pius | NOBLESS M | 8 | 0 | 8 |
| 23 | SUI | 373 | SCHURTENBERGER Niklaus | CANTUS | 8 | 0 | 8 |
| 23 | USA | 390 | KRAUT Laura | CEDRIC | 8 | 0 | 8 |
| 23 | CAN | 316 | MILLAR Ian | IN STYLE | 8 | 0 | 8 |
| 29 | MEX | 352 | MICHAN Alberto | CHINOBAMPO LAVITA | 12 | 0 | 12 |
| 29 | JPN | 345 | SUGITANI Taizo | CALIFORNIA | 12 | 0 | 12 |
| 29 | MEX | 355 | FERNANDEZ Federico | ZORRO | 12 | 0 | 12 |
| 29 | GBR | 331 | SKELTON Nick | RUSSEL | 12 | 0 | 12 |
| 33 | SWE | 380 | ERIKSSON Peter | JAGUAR MAIL | 16 | 0 | 16 |
| 34 | NZL | 370 | WEBBY Kirk | SITAH | 24 | 0 | 24 |

Legend:

EL Eliminated
Q Qualified rider
WD Withdrawn

NS Not Started
RT Retired
DSQ Disqualified



HK EQUESTRIAN VENUE (SHATIN)
香港奥运马术比赛场(沙田)
SITE DE SHATIN DE HK

THU 星期四 JEU
21 AUG 2008
19:15

EQUESTRIAN
马术 / SPORTS ÉQUESTRES
JUMPING INDIVIDUAL
场地障碍个人赛 / SAUT D'OBSTACLES INDIVIDUEL
FINAL ROUND A
决赛 - A轮 / FINALE MANCHE A



RESULTS

比赛成绩 / RÉSULTATS

| Rank | NOC Code | Horse No | Rider | Horse | Penalties | | Total Penalties |
|------|-------------|-------------|-------|-------|-----------|------|--------------------|
| | | | | | Jump | Time | |

Note:
Top 20 riders plus all those tied qualify for round B

Legend:

| | |
|--------------------------|-------------------------|
| EL Eliminated | NS Not Started |
| Q Qualified rider | RT Retired |
| WD Withdrawn | DSQ Disqualified |



COURSE PLAN

路线图 / PLAN DU PARCOURS

COURSE PLAN

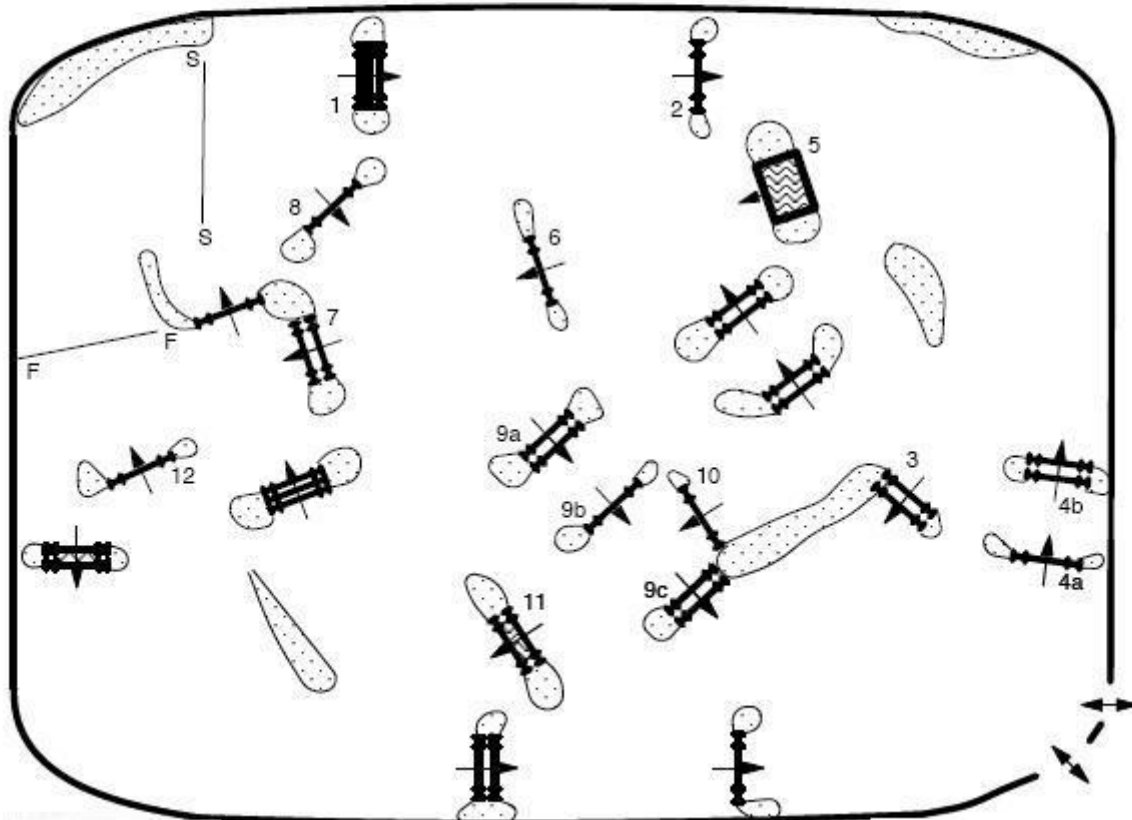
TYPE: Table "A" Art. 626.8
LENGTH: 540 m.
SPEED: 375 m./min.
TIME ALLOWED: 87 sec.
TIME LIMIT: 174 sec.
OBSTACLES: 12
EFFORTS: 15

JUMP-OFF: No Jump Off

TECHNICAL DELEGATE:

| OBSTACLE | F. HEIGHT | B. HEIGHT | SPREAD |
|----------|-----------|-----------|--------|
| 1 | 0.90 | 1.50 | 1.70 |
| 2 | 1.57 | | |
| 3 | 1.50 | 1.50 | 1.65 |
| 4a | 1.55 | | |
| 4b | 1.51 | 1.51 | 1.60 |
| 5 | | | 4.20 |
| 6 | 1.60 | | |
| 7 | 1.50 | 1.50 | 1.70 |
| 8 | 1.60 | | |
| 9a | 1.50 | 1.51 | 1.60 |
| 9b | 1.55 | | |
| 9c | 1.52 | 1.53 | 1.65 |
| 10 | 1.60 | | |
| 11 | 1.52 | 1.52 | 1.80 |
| 12 | 1.60 | | |

Olaf Petersen (GER)





DESCRIPTION OF FENCES

障碍介绍 / DESCRIPTION DES HAIES



1. Summer Palace Promenade



2. Bamboo Wall



3. Summer Palace Doors



4a. Olympic Image



4b. Olympic Image



5 Stone Lions



6. Dancing Lions



7. Chinese Calligraphy



8. Great Wall



9a. Olympic Look



9b. Olympic Look



9c. Olympic Look



10. Moon Tong Hei Hang



11. Double Happiness



12. The Musical Belle

FINAL RESULTS

最终成绩 / RÉSULTATS FINAUX

Ground Jury: DOHN Hanno (GER), President CAPLAIN Jean-Loup (FRA) DISTLER David (USA)
 YANG Chang-Kyoo (KOR)

| Competition Specifications | |
|----------------------------|-----------------------------------|
| Type | Table A, not against the clock |
| Rounds | Two |
| Speed | 375 metres/minute |
| Time Allowed | 80 Seconds |
| Jump-off | If required for the medal placing |
| Jump-off time allowed | 49 seconds |

| Rank | NOC Code | Horse No | Rider | Horse | Penalties Round A | | Penalties Round B | | Total Penalties Round B | Total Penalties A+B | Jump-Off | |
|------|----------|----------|----------------------------|-----------------|-------------------|------|-------------------|------|-------------------------|---------------------|----------|-------|
| | | | | | Total | Rk | Jump | Time | | | Pen | Time |
| 1 | CAN | 315 | LAMAZE Eric | HICKSTEAD | 0 | (1) | 0 | 0 | 0 | 0 | 0 | 38.39 |
| 2 | SWE | 381 | BENGTSSON Rolf-Goran | NINJA | 0 | (1) | 0 | 0 | 0 | 0 | 4 | 38.39 |
| 3 | USA | 388 | MADDEN Beezie | AUTHENTIC | 0 | (1) | 4 | 0 | 4 | 4 | 0 | 35.25 |
| 4 | GER | 335 | MICHAELS-BEERBAUM Meredith | SHUTTERFLY | 4 | (11) | 0 | 0 | 0 | 4 | 0 | 35.37 |
| 5 | BRA | 312 | PESSOA Rodrigo | RUFUS | 4 | (11) | 0 | 0 | 0 | 4 | 0 | 37.04 |
| 6 | USA | 391 | WARD McClain | SAPPHIRE | 4 | (11) | 0 | 0 | 0 | 4 | 4 | 35.39 |
| 7 | GER | 332 | BEERBAUM Ludger | ALL INCLUSIVE | 4 | (11) | 0 | 0 | 0 | 4 | 4 | 36.16 |
| 8 | NED | 359 | HOUTZAGER Marc | OPIUM | 0 | (1) | 4 | 0 | 4 | 4 | 8 | 36.77 |
| 9 | NED | 358 | HOORN Angelique | O'BRIEN | 0 | (1) | 4 | 0 | 4 | 4 | 8 | 36.89 |
| 10 | UKR | 387 | VAN GEENBERGHE J-C. | QUINTUS | 4 | (11) | 4 | 0 | 4 | 8 | | |
| 10 | NOR | 362 | DJUPVIK Morten | CASINO | 4 | (11) | 4 | 0 | 4 | 8 | | |
| 10 | SUI | 375 | GUERDAT Steve | JALISCA SOLIER | 4 | (11) | 4 | 0 | 4 | 8 | | |
| 10 | AUS | 304 | ALEXANDER Edwina | ITOT DU CHATEAU | 4 | (11) | 4 | 0 | 4 | 8 | | |
| 10 | BRA | 314 | BENEDICTO Camila | BONITO Z | 0 | (1) | 8 | 0 | 8 | 8 | | |
| 10 | BEL | 308 | LANSINK Jos | CUMANO | 0 | (1) | 8 | 0 | 8 | 8 | | |
| 16 | NED | 357 | SCHRODER Gerco | MONACO | 4 | (11) | 12 | 0 | 12 | 16 | | |
| 16 | NOR | 364 | ENDRESEN Stein | LE BEAU | 0 | (1) | 16 | 0 | 16 | 16 | | |
| 16 | GBR | 327 | STOCKDALE Tim | CORLATO | 0 | (1) | 16 | 0 | 16 | 16 | | |
| 19 | SWE | 378 | SCHULTZ Lotta | CALIBRA II | 4 | (11) | 12 | 1 | 13 | 17 | | |
| 20 | GBR | 330 | MAHER Ben | ROLETTE | 0 | (1) | 20 | 0 | 20 | 20 | | |
| 21 | AUS | 305 | WILLIAMS Matt | LECONTE | 4 | (11) | 20 | 0 | 20 | 24 | | |
| | CAN | 318 | HENSELWOOD Jill | SPECIAL ED | 4 | (11) | RT | | | | | |

Legend:

EL Eliminated
Pen Penalties
RT Retired
DSQ Disqualified

NS Not Started
Rk Rank
WD Withdrawn



COURSE PLAN

路线图 / PLAN DU PARCOURS

COURSE PLAN

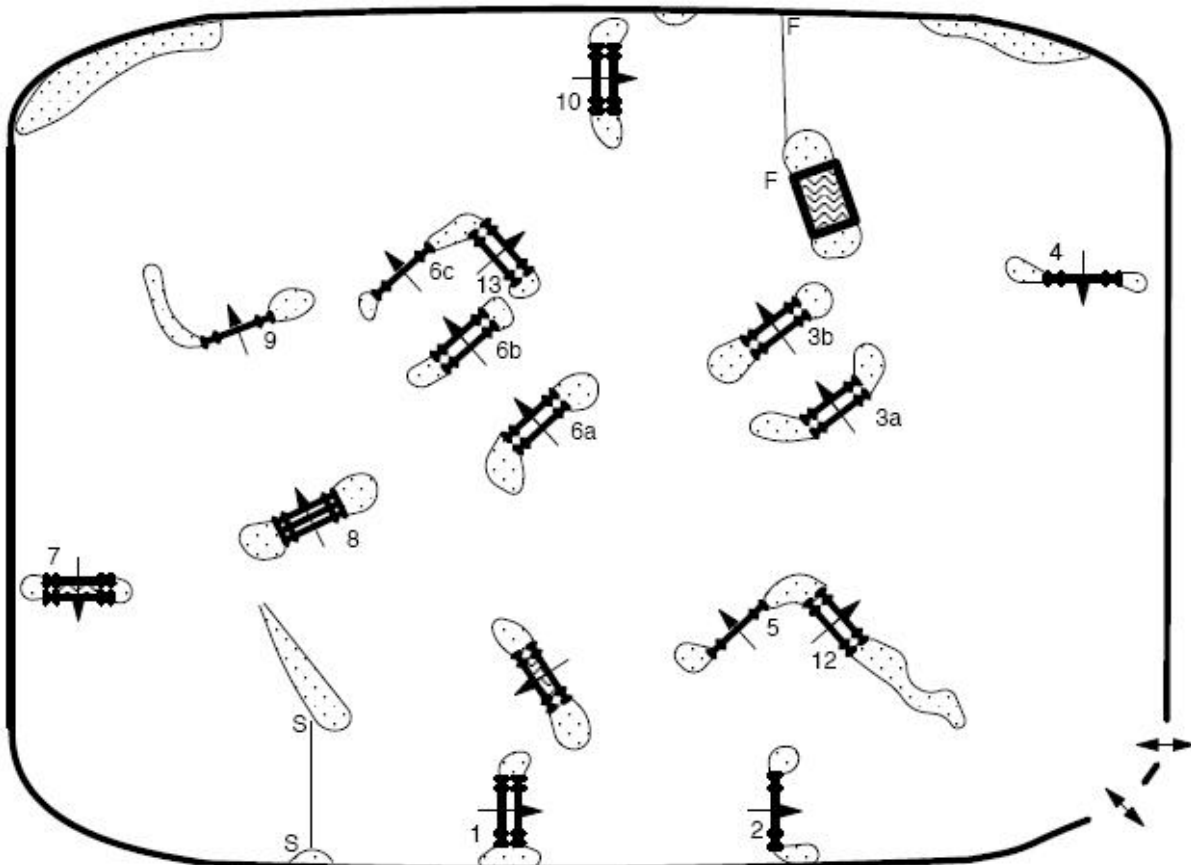
TYPE: Table "A" Art. 626.8
LENGTH: 500 m.
SPEED: 375 m./min.
TIME ALLOWED: 80 sec.
TIME LIMIT: 160 sec.
OBSTACLES: 10
EFFORTS: 13

JUMP-OFF: 1-12-5-6b-6c-13-4
LENGTH: 305 m.
TIME ALLOWED: 49 sec.
TIME LIMIT: 98 sec.

TECHNICAL DELEGATE:

| OBSTACLE | F. HEIGHT | B. HEIGHT | SPREAD |
|-----------|-----------|-----------|--------|
| 1 | 1.45 | 1.50 | 1.50 |
| 2 | 1.58 | | |
| 3a | 1.55 | 1.55 | 1.10 |
| 3b | 1.51 | 1.51 | 1.75 |
| 4 | 1.62 | | |
| 5 | 1.62 | | |
| 6a | 1.51 | 1.51 | 1.65 |
| 6b | 1.53 | 1.53 | 1.65 |
| 6c | 1.58 | | |
| 7 | 1.57 | 1.57 | 1.70 |
| 8 | 0.90 | 1.60 | 2.10 |
| 9 | 1.66 | | |
| 10 | 1.55 | 1.55 | 1.90 |
| 12 (J.O.) | 1.45 | 1.50 | 1.60 |
| 13 (J.O.) | 1.50 | 1.56 | 1.60 |

Olaf Petersen (GER)





DESCRIPTION OF FENCES

障碍介绍 / DESCRIPTION DES HAIES



1. Forbidden City Veranda



2. Paper Windows



3a. Chinese Umbrellas



3b. Cutting Paper Art



4. Yeat Dang Lung Mun



5. Hong Kong Skyline



6a. Beijing Opera



6b. Beijing Opera



6c. Beijing Opera



7. Dragon Boat



8. Fans



9. Olympic Dragon



10. The Abacus



12. Olympic Look (J.O.)



13. Summer Palace Promenade (J.O.)


RESULTS SUMMARY

成绩汇总表 / RÉSUMÉ DES RÉSULTATS

CORRECTED
Ground Jury: DOHN Hanno (GER), President
YANG Chang-Kyoo (KOR)

CAPLAIN Jean-Loup (FRA)

DISTLER David (USA)

| Rank | NOC Code | Horse No | Rider | Horse | Qualifier Penalties and Ranks | | | | Final Penalties and Ranks | | | Jump-Off | |
|------|----------|----------|------------------------|-------------------|-------------------------------|----------|----------|----------|---------------------------|----------|-----------|----------|-------|
| | | | | | 1st | 2nd | 3rd | Total | Round A | Round B | Total A+B | Pen | Time |
| 1 | CAN | 315 | LAMAZE Eric | HICKSTEAD | 0 (=1) | 0 (=1) | 4 (=8) | 4 (=2) | 0 (=1) | 0 (=1) | 0 | 0 | 38.39 |
| 2 | SWE | 381 | BENGTSSON Rolf-Goran | NINJA | 4 (=30) | 0 (=1) | 4 (=8) | 8 (=8) | 0 (=1) | 0 (=1) | 0 | 4 | 38.39 |
| 3 | USA | 388 | MADDEN Beezie | AUTHENTIC | 0 (=1) | 11 (37) | 4 (=8) | 15 (17) | 0 (=1) | 4 (=7) | 4 | 0 | 35.25 |
| 4 | GER | 335 | MICHAELS-BEERBAUM M. | SHUTTERFLY | 6 (=46) | 4 (=10) | 4 (=8) | 14 (16) | 4 (=11) | 0 (=1) | 4 | 0 | 35.37 |
| 5 | BRA | 312 | PESSOA Rodrigo | RUFUS | 1 (=14) | 0 (=1) | 6 (=23) | 7 (7) | 4 (=11) | 0 (=1) | 4 | 0 | 37.04 |
| 6 | USA | 391 | WARD Mclain | SAPPHIRE | 0 (=1) | 0 (=1) | 4 (=8) | 4 (=2) | 4 (=11) | 0 (=1) | 4 | 4 | 35.39 |
| 7 | GER | 332 | BEERBAUM Ludger | ALL INCLUSIVE | 10 (=56) | 8 (=24) | 6 (=23) | 24 (=33) | 4 (=11) | 0 (=1) | 4 | 4 | 36.16 |
| 8 | NED | 359 | HOUTZAGER Marc | OPIUM | 2 (=28) | 1 (=6) | 5 (=19) | 8 (=8) | 0 (=1) | 4 (=7) | 4 | 8 | 36.77 |
| 9 | NED | 358 | HOORN Angelique | O'BRIEN | 4 (=30) | 4 (=10) | 8 (=26) | 16 (=18) | 0 (=1) | 4 (=7) | 4 | 8 | 36.89 |
| 10 | UKR | 387 | VAN GEENBERGHE J-C. | QUINTUS | 5 (=39) | 8 (=24) | 4 (=8) | 17 (=23) | 4 (=11) | 4 (=7) | 8 | | |
| 10 | NOR | 362 | DJUPVIK Morten | CASINO | 1 (=14) | 12 (=38) | 4 (=8) | 17 (=23) | 4 (=11) | 4 (=7) | 8 | | |
| 10 | SUI | 375 | GUERDAT Steve | JALISCA SOLIER | 1 (=14) | 4 (=10) | 5 (=19) | 10 (13) | 4 (=11) | 4 (=7) | 8 | | |
| 10 | AUS | 304 | ALEXANDER Edwina | ITOT DU CHATEAU | 4 (=30) | 0 (=1) | 0 (=1) | 4 (=2) | 4 (=11) | 4 (=7) | 8 | | |
| 10 | BRA | 314 | BENEDICTO Camila | BONITO Z | 5 (=39) | 13 (=45) | 9 (=32) | 27 (=38) | 0 (=1) | 8 (=14) | 8 | | |
| 10 | BEL | 308 | LANSINK Jos | CUMANO | 1 (=14) | 1 (=6) | 2 (7) | 4 (=2) | 0 (=1) | 8 (=14) | 8 | | |
| 16 | NED | 357 | SCHRODER Gerco | MONACO | 5 (=39) | 12 (=38) | 4 (=8) | 21 (=29) | 4 (=11) | 12 (16) | 16 | | |
| 16 | NOR | 364 | ENDRESEN Stein | LE BEAU | 0 (=1) | 4 (=10) | 12 (=35) | 16 (=18) | 0 (=1) | 16 (=18) | 16 | | |
| 16 | GBR | 327 | STOCKDALE Tim | CORLATO | 4 (=30) | 4 (=10) | 8 (=26) | 16 (=18) | 0 (=1) | 16 (=18) | 16 | | |
| 19 | SWE | 378 | SCHULTZ Lotta | CALIBRA II | 5 (=39) | 5 (=22) | 20 (=43) | 30 (40) | 4 (=11) | 13 (17) | 17 | | |
| 20 | GBR | 330 | MAHER Ben | ROLETTE | 1 (=14) | 4 (=10) | 0 (=1) | 5 (6) | 0 (=1) | 20 (=20) | 20 | | |
| 21 | AUS | 305 | WILLIAMS Matt | LECONTE | 4 (=30) | 4 (=10) | 17 (=40) | 25 (36) | 4 (=11) | 20 (=20) | 24 | | |
| 22 | CAN | 318 | HENSELWOOD Jill | SPECIAL ED | 1 (=14) | 18 (=57) | 0 (=1) | 19 (26) | 4 (=11) | RT | | | |
| 23 | AUS | 302 | LEVER Laurie | DROSSEL DAN | 1 (=14) | 16 (=50) | 4 (=8) | 21 (=29) | 8 (=23) | | | | |
| 23 | KSA | 347 | AL DUHAMI Ramzy | ALLAH JABEK | 2 (=28) | 5 (=22) | 9 (=32) | 16 (=18) | 8 (=23) | | | | |
| 23 | SUI | 374 | SCHWIZER Pius | NOBLESS M | 4 (=30) | 4 (=10) | 5 (=19) | 13 (15) | 8 (=23) | | | | |
| 23 | SUI | 373 | SCHURTENBERGER Niklaus | CANTUS | 0 (=1) | 4 (=10) | 8 (=26) | 12 (14) | 8 (=23) | | | | |
| 23 | USA | 390 | KRAUT Laura | CEDRIC | 5 (=39) | 4 (=10) | 0 (=1) | 9 (12) | 8 (=23) | | | | |
| 23 | CAN | 316 | MILLAR Ian | IN STYLE | 4 (=30) | 4 (=10) | 0 (=1) | 8 (=8) | 8 (=23) | | | | |
| 29 | MEX | 352 | MICHAN Alberto | CHINOBAMPO LAVITA | 12 (64) | 9 (=32) | 25 (46) | 46 (47) | 12 (=29) | | | | |
| 29 | JPN | 345 | SUGITANI Taizo | CALIFORNIA | 0 (=1) | 17 (=55) | 9 (=32) | 26 (37) | 12 (=29) | | | | |
| 29 | MEX | 355 | FERNANDEZ Federico | ZORRO | 1 (=14) | 9 (=32) | 14 (39) | 24 (=33) | 12 (=29) | | | | |
| 29 | GBR | 331 | SKELTON Nick | RUSSEL | 1 (=14) | 8 (=24) | 13 (=37) | 22 (=31) | 12 (=29) | | | | |
| 33 | SWE | 380 | ERIKSSON Peter | JAGUAR | 8 (=49) | 8 (=24) | 4 (=8) | 20 (=27) | 16 (33) | | | | |
| 34 | NZL | 370 | WEBBY Kirk | SITAH | 4 (=30) | 8 (=24) | 12 (=35) | 24 (=33) | 24 (34) | | | | |
| 35 | NOR | 361 | HANSEN Tony Andre | CAMIRO | 1 (=14) | 1 (=6) | 1 (6) | 3 (1) | WD | | | | |
| 35 | GER | 334 | AHLMANN Christian | COSTER | 10 (=56) | 8 (=24) | 4 (=8) | 22 (=31) | WD | | | | |
| 35 | BRA | 311 | ALVES Bernardo | CHUPA CHUP | 0 (=1) | 12 (=38) | 8 (=26) | 20 (=27) | WD | | | | |
| 35 | IRL | 343 | LYNCH Denis | LANTINUS | 1 (=14) | 1 (=6) | 6 (=23) | 8 (=8) | WD | | | | |
| 39 | USA | 389 | SIMPSON Will | CARLSSON VOM DACH | 0 (=1) | 8 (=24) | 8 (=26) | 16 (=18) | | | | | |
| 40 | MEX | 353 | CHEDRAUI Antonio | DON PORFIRIO | 1 (=14) | 8 (=24) | 8 (=26) | 17 (=23) | | | | | |
| 41 | SUI | 376 | LIEBHERR Christina | NO MERCY | 0 (=1) | 4 (=10) | 23 (45) | 27 (=38) | | | | | |
| 42 | GUA | 337 | RODRIGUEZ Juan Andres | ORESTUS | 9 (=52) | 9 (=32) | 13 (=37) | 31 (41) | | | | | |
| 43 | SWE | 379 | LUNDBACK Helena | ERBLUME | 8 (=49) | 12 (=38) | 17 (=40) | 37 (42) | | | | | |


RESULTS SUMMARY

成绩汇总表 / RÉSUMÉ DES RÉSULTATS

CORRECTED

| Rank | NOC Code | Horse No | Rider | Horse | Qualifier Penalties and Ranks | | | | Final Penalties and Ranks | | | Jump-Off | |
|------|----------|----------|-----------------------|---------------------|-------------------------------|----------|----------|----------|---------------------------|---------|-----------|----------|------|
| | | | | | 1st | 2nd | 3rd | Total | Round A | Round B | Total A+B | Pen | Time |
| 44 | GER | 333 | KUTSCHER Marco | CORNET OBOLENSKY | 6 (=46) | 13 (=45) | 19 (42) | 38 (43) | | | | | |
| 45 | VEN | 393 | BARRIOS Pablo | SINATRA | 9 (=52) | 14 (47) | 20 (=43) | 43 (=44) | | | | | |
| 45 | NED | 356 | VOORN Vincent | ALPAPILLON-ARMANIE | 0 (=1) | 16 (=50) | 27 (47) | 43 (=44) | | | | | |
| 47 | HKG | 341 | LAM Patrick | URBAN | 0 (=1) | 9 (=32) | 36 (48) | 45 (46) | | | | | |
| 48 | CAN | 317 | CONE Mac | OLE | 0 (=1) | 12 (=38) | | WD (48) | | | | | |
| 49 | AUS | 303 | McMAHON Peter | GENOA | 4 (=30) | 16 (=50) | | NS (49) | | | | | |
| 50 | UKR | 386 | NAGEL Bjorn | MAGIC BENGTSOON | 10 (=56) | 9 (=32) | | 19 (50) | | | | | |
| 51 | JPN | 346 | SATO Eiken | CAYAK | 1 (=14) | 24 (62) | | 25 (=51) | | | | | |
| 51 | MEX | 354 | GONZALEZ Enrique | FRIDA | 9 (=52) | 16 (=50) | | 25 (=51) | | | | | |
| 51 | NOR | 363 | GULLIKSEN Geir | CATTANI | 13 (65) | 12 (=38) | | 25 (=51) | | | | | |
| 54 | UAE | 383 | HH AL MAKTOUM Latifah | KALASKA DE SEMILLY | 11 (=61) | 15 (=48) | | 26 (=54) | | | | | |
| 54 | KSA | 349 | BAHAMDAN Kamal | RIVAAL | 11 (=61) | 15 (=48) | | 26 (=54) | | | | | |
| 54 | NZL | 369 | GOODIN Bruce | YAMATO | 14 (=66) | 12 (=38) | | 26 (=54) | | | | | |
| 57 | HKG | 338 | CHENG Kenneth | CAN DO | 6 (=46) | 21 (59) | | 27 (57) | | | | | |
| 58 | KSA | 350 | HH F. AL SHALAN | WIDO | 11 (=61) | 18 (=57) | | 29 (58) | | | | | |
| 59 | ARG | 301 | LAROCCA Jose | POWER | 14 (=66) | 16 (=50) | | 30 (59) | | | | | |
| 60 | KSA | 348 | HRH A. AL SAUD | OBELIX | 10 (=56) | 30 (65) | | 40 (60) | | | | | |
| 61 | JOR | 344 | BISHARAT Ibrahim | SAM-SAM | 19 (71) | 22 (=60) | | 41 (=61) | | | | | |
| 61 | RUS | 372 | KOCHETOVA Ljubov | ILION KILEN | 8 (=49) | 33 (68) | | 41 (=61) | | | | | |
| 63 | COL | 325 | TORRES Manuel | CHAMBACUNERO | 21 (72) | 22 (=60) | | 43 (=63) | | | | | |
| 63 | HKG | 340 | LAM Samantha | TRESOR | 14 (=66) | 29 (64) | | 43 (=63) | | | | | |
| 65 | UKR | 385 | OFFEL Katharina | LORD SPEZI | 27 (73) | 17 (=55) | | 44 (65) | | | | | |
| 66 | CHN | 322 | HUANG Zuping | PABLO II | 10 (=56) | 36 (69) | | 46 (66) | | | | | |
| 67 | CHN | 321 | Li Zhenqiang | JUMPY DES FONTAINES | 9 (=52) | 39 (70) | | 48 (67) | | | | | |
| 68 | CHN | 324 | ZHAO Zhiwen | TADONIA | 17 (69) | 32 (67) | | 49 (68) | | | | | |
| 69 | CHN | 320 | ZHANG Bin | COERTIS | 30 (74) | 31 (66) | | 61 (69) | | | | | |
| 70 | NZL | 367 | WORDLEY Sharn | ROCKVILLE | 47 (75) | 25 (63) | | 72 (70) | | | | | |
| 71 | NZL | 366 | McVEAN Katie | FOREST | 72 (77) | 45 (71) | | 117 (71) | | | | | |
| 72 | BER | 309 | TERCEIRA Jillian | CHAKA III | 5 (=39) | EL | | EL (=72) | | | | | |
| 72 | AZE | 307 | RAHIMOV Jamal | IONESCO | 1 (=14) | EL | | EL (=72) | | | | | |
| 72 | UKR | 384 | ONISHCHENKO Aleksandr | CODAR | 18 (70) | EL | | EL (=72) | | | | | |
| 72 | BRA | 313 | VENISS Pedro | UN BLANC DE BLANCS | 0 (=1) | EL | | EL (=72) | | | | | |
| 76 | EGY | 326 | EL ZOGHBY Karim | ALADIN | 52 (76) | WD | | WD (76) | | | | | |
| 77 | GBR | 328 | WHITAKER John | PEPPERMILL | 5 (=39) | NS | | NS (77) | | | | | |

Note:
Ranks corrected.

Legend:
EL Eliminated
Pen Penalties
WD Withdrawn
NS Not Started
RT Retired
= Equal sign indicates that two or more NOCs share the same rank by total

MEDALLISTS BY EVENT As of 21 AUG 2008
单项获奖名单 / MÉDAILLÉS PAR ÉPREUVE

AFTER 6 OF 6 EVENTS

| Event Name | Date | Medal | Rider | Horse | NOC Code |
|---------------------|-------------|--------|--|---|----------|
| Eventing Team | 12 AUG 2008 | GOLD | DIBOWSKI Andreas KLIMKE Ingrid OSTHOLT Frank ROMEIKE Hinrich THOMSEN Peter | BUTTS LEON ABRAXXAS MR. MEDICOTT MARIUS THE GHOST OF HAMISH | GER |
| | | SILVER | FREDERICKS Clayton FREDERICKS Lucinda JOHNSON Sonja JONES Megan ROSE Shane | BEN ALONG TIME HEADLEY BRITANNIA RINGWOULD JAGUAR IRISH JESTER ALL LUCK | AUS |
| | | BRONZE | COOK Kristina DICK Daisy FOX-PITT William HUNT Sharon KING Mary | MINERS FROLIC SPRING ALONG PARKMORE ED TANKERS TOWN CALL AGAIN CAVALIER | GBR |
| Eventing Individual | 12 AUG 2008 | GOLD | ROMEIKE Hinrich | MARIUS | GER |
| | | SILVER | MILES Gina | MCKINLAIGH | USA |
| | | BRONZE | COOK Kristina | MINERS FROLIC | GBR |
| Dressage Team | 14 AUG 2008 | GOLD | CAPELLMANN Nadine KEMMER Heike WERTH Isabell | ELVIS VA BONAPARTE SATCHMO | GER |
| | | SILVER | MINDERHOUD Hans Peter SCHELLEKENS-BARTELS Imke van GRUNSVEN Anky | NADINE SUNRISE SALINERO | NED |
| | | BRONZE | HELGSTRAND Andreas van OLST Anne ZU SAYN-WITTGENSTEIN Nathalie | DON SCHUFRO CLEARWATER DIGBY | DEN |
| Jumping Team | 18 AUG 2008 | GOLD | KRAUT Laura MADDEN Beezie SIMPSON Will WARD Mclain | CEDRIC AUTHENTIC CARLSSON VOM DACH SAPPHIRE | USA |
| | | SILVER | CONE Mac HENSELWOOD Jill LAMAZE Eric MILLAR Ian | OLE SPECIAL ED HICKSTEAD IN STYLE | CAN |
| | | BRONZE | DJUPVIK Morten ENDRESEN Stein GULLIKSEN Geir HANSEN Tony Andre | CASINO LE BEAU CATTANI CAMIRO | NOR |
| Dressage Individual | 19 AUG 2008 | GOLD | van GRUNSVEN Anky | SALINERO | NED |
| | | SILVER | WERTH Isabell | SATCHMO | GER |
| | | BRONZE | KEMMER Heike | BONAPARTE | GER |
| Jumping Individual | 21 AUG 2008 | GOLD | LAMAZE Eric | HICKSTEAD | CAN |
| | | SILVER | BENGTSSON Rolf-Goran | NINJA | SWE |
| | | BRONZE | MADDEN Beezie | AUTHENTIC | USA |



Beijing 2008



Fencing

9-17 August

OFFICIAL RESULTS BOOK





NUMBER OF ENTRIES BY NOC As of 5 AUG 2008
报名人数 (按国家/地区排列) / NOMBRE D'INSCRITS PAR CNO

| NOC | Men | | | | Women | | | | Total Competitors |
|------------------------|------|------|-------|-------------|-------|------|-------|-------------|-------------------|
| | Foil | Epée | Sabre | Competitors | Foil | Epée | Sabre | Competitors | |
| ALG - Algeria | 0 | 0 | 0 | 0 | 1 | 1 | 0 | 2 | 2 |
| ARG - Argentina | 1 | 0 | 0 | 1 | 0 | 0 | 0 | 0 | 1 |
| AUS - Australia | 0 | 0 | 0 | 0 | 1 | 1 | 0 | 2 | 2 |
| AUT - Austria | 1 | 0 | 0 | 1 | 0 | 0 | 0 | 0 | 1 |
| BLR - Belarus | 0 | 0 | 3 | 3 | 0 | 0 | 0 | 0 | 3 |
| BRA - Brazil | 1 | 0 | 1 | 2 | 0 | 0 | 0 | 0 | 2 |
| BUR - Burkina Faso | 0 | 0 | 1 | 1 | 0 | 0 | 0 | 0 | 1 |
| CAN - Canada | 1 | 1 | 1 | 3 | 1 | 1 | 3 | 5 | 8 |
| CHI - Chile | 0 | 1 | 0 | 1 | 0 | 0 | 0 | 0 | 1 |
| CHN - China | 2 | 3 | 3 | 8 | 3 | 2 | 3 | 8 | 16 |
| CUB - Cuba | 0 | 0 | 0 | 0 | 1 | 0 | 1 | 2 | 2 |
| EGY - Egypt | 1 | 1 | 3 | 5 | 3 | 1 | 0 | 4 | 9 |
| ESP - Spain | 1 | 1 | 2 | 4 | 0 | 0 | 1 | 1 | 5 |
| EST - Estonia | 0 | 1 | 0 | 1 | 0 | 0 | 0 | 0 | 1 |
| FRA - France | 2 | 3 | 3 | 8 | 1 | 2 | 3 | 6 | 14 |
| GBR - Great Britain | 1 | 0 | 1 | 2 | 1 | 0 | 0 | 1 | 3 |
| GER - Germany | 2 | 0 | 1 | 3 | 3 | 2 | 1 | 6 | 9 |
| HKG - Hong Kong, China | 1 | 0 | 0 | 1 | 0 | 1 | 1 | 2 | 3 |
| HUN - Hungary | 0 | 3 | 3 | 6 | 3 | 2 | 1 | 6 | 12 |
| IRL - Ireland | 0 | 0 | 0 | 0 | 0 | 0 | 1 | 1 | 1 |
| ISR - Israel | 1 | 0 | 0 | 1 | 1 | 1 | 0 | 2 | 3 |
| ITA - Italy | 2 | 3 | 3 | 8 | 3 | 0 | 2 | 5 | 13 |
| JPN - Japan | 2 | 1 | 1 | 4 | 1 | 1 | 1 | 3 | 7 |
| KGZ - Kyrgyzstan | 0 | 1 | 0 | 1 | 0 | 0 | 0 | 0 | 1 |
| KOR - Korea | 1 | 3 | 1 | 5 | 2 | 1 | 2 | 5 | 10 |
| MAR - Morocco | 1 | 1 | 0 | 2 | 0 | 0 | 0 | 0 | 2 |
| MEX - Mexico | 0 | 0 | 0 | 0 | 0 | 0 | 1 | 1 | 1 |
| NED - Netherlands | 0 | 1 | 0 | 1 | 1 | 0 | 0 | 1 | 2 |
| NOR - Norway | 0 | 1 | 0 | 1 | 0 | 0 | 0 | 0 | 1 |
| PAN - Panama | 0 | 0 | 0 | 0 | 0 | 1 | 0 | 1 | 1 |
| PER - Peru | 0 | 0 | 0 | 0 | 1 | 0 | 0 | 1 | 1 |
| POL - Poland | 1 | 3 | 1 | 5 | 3 | 0 | 3 | 6 | 11 |
| POR - Portugal | 0 | 1 | 0 | 1 | 1 | 0 | 0 | 1 | 2 |
| QAT - Qatar | 1 | 0 | 0 | 1 | 0 | 0 | 0 | 0 | 1 |
| ROU - Romania | 1 | 0 | 2 | 3 | 1 | 1 | 0 | 2 | 5 |
| RSA - South Africa | 0 | 3 | 0 | 3 | 0 | 0 | 3 | 3 | 6 |
| RUS - Russian Fed. | 0 | 1 | 3 | 4 | 3 | 2 | 3 | 8 | 12 |
| SEN - Senegal | 0 | 0 | 2 | 2 | 0 | 0 | 1 | 1 | 3 |



NUMBER OF ENTRIES BY NOC As of 5 AUG 2008
报名人数 (按国家/地区排列) / NOMBRE D'INSCRITS PAR CNO

| NOC | Men | | | | Women | | | | Total Competitors |
|---------------------|-----------|-----------|-----------|-------------|-----------|-----------|-----------|-------------|-------------------|
| | Foil | Epée | Sabre | Competitors | Foil | Epée | Sabre | Competitors | |
| SUI - Switzerland | 0 | 1 | 0 | 1 | 0 | 1 | 0 | 1 | 2 |
| SWE - Sweden | 0 | 0 | 0 | 0 | 0 | 1 | 0 | 1 | 1 |
| THA - Thailand | 1 | 0 | 1 | 2 | 0 | 0 | 0 | 0 | 2 |
| TUN - Tunisia | 0 | 0 | 0 | 0 | 1 | 0 | 1 | 2 | 2 |
| UKR - Ukraine | 0 | 3 | 0 | 3 | 1 | 1 | 3 | 5 | 8 |
| USA - United States | 1 | 1 | 3 | 5 | 3 | 1 | 3 | 7 | 12 |
| VEN - Venezuela | 0 | 3 | 1 | 4 | 1 | 1 | 1 | 3 | 7 |
| TOTAL: 45 | 26 | 41 | 40 | 107 | 41 | 25 | 39 | 105 | 212 |



ENTRY LIST BY NOC As of 5 AUG 2008
报名单(按国家/地区排列) / LISTE DES INSCRITS PAR CNO

| NOC Name | License Number | Event Code & FIE Rank | | | | | | | | | | Date of Birth | Hand | Qualif. Type |
|----------------------------------|-------------------|-----------------------|-----------|----|----|-----------|----|----|-----------|----|---|---------------|-------|-----------------|
| | | FI | FIE RK | FT | EI | FIE RK | ET | SI | FIE RK | ST | | | | |
| ARG - Argentina | | | | | | | | | | | | | | |
| GONZALEZ VIAGGIO Alberto Ignacio | 22101972000 | A | 501 | | | | | | | | | 22 OCT 1972 | Left | CQ |
| AUT - Austria | | | | | | | | | | | | | | |
| SCHLOSSER Roland | 23081982000 | A | 29 | | | | | | | | | 23 AUG 1982 | Right | CQ |
| BLR - Belarus | | | | | | | | | | | | | | |
| BUIKEVICH Aliaksandr | 19111984001 | | | | | | | A | 18 | A | | 19 NOV 1984 | Left | TWR |
| LAPKES Dmitri | 04061976000 | | | | | | | A | 21 | A | | 4 JUN 1976 | Right | TWR |
| PRYEMKA Valery | 15061983002 | | | | | | | A | 29 | A | | 15 JUN 1983 | Right | TWR |
| ROMANOVITCH Alexei | 30081989003 | | | | | | | | | | S | 30 AUG 1989 | Right | TWR |
| BRA - Brazil | | | | | | | | | | | | | | |
| AGRESTA Renzo | 27061985000 | | | | | | | A | 53 | | | 27 JUN 1985 | Right | IRZ |
| SOUZA Joao Antonio | 23081983003 | A | 98 | | | | | | | | | 23 AUG 1983 | Right | CQ |
| BUR - Burkina Faso | | | | | | | | | | | | | | |
| OUEDRAOGO Julien | 16021982004 | | | | | | | A | 115 | | | 16 FEB 1982 | Right | WLDC |
| CAN - Canada | | | | | | | | | | | | | | |
| BEAUDRY Philippe | 16031987002 | | | | | | | A | 36 | | | 16 MAR 1987 | Right | CQ |
| McGUIRE Joshua | 15061983000 | A | 54 | | | | | | | | | 15 JUN 1983 | Left | IRZ |
| TIKHOMIROV Igor | 04051963000 | | | | A | 31 | | | | | | 4 MAY 1963 | Right | IRZ |
| CHI - Chile | | | | | | | | | | | | | | |
| INOSTROZA Paris | 22091972000 | | | | A | 76 | | | | | | 22 SEP 1972 | Right | CQ |
| CHN - China | | | | | | | | | | | | | | |
| DONG Guotao | 08031980002 | | | | | | S | | | | | 8 MAR 1980 | Left | HST |
| HUANG Yaojiang | 21031982001 | | | | | | | | | | S | 21 MAR 1982 | Right | TRZ |
| LEI Sheng | 07031984003 | A | 5 | | | | | | | | | 7 MAR 1984 | Left | IWR |
| LI Guojie | 15101985006 | | | | A | 48 | A | | | | | 15 OCT 1985 | Right | HST |
| WANG Jingzhi | 28081982002 | | | | | | | A | 14 | A | | 28 AUG 1982 | Left | TRZ |
| WANG Lei | 20031981001 | | | | A | 27 | A | | | | | 20 MAR 1981 | Right | TRZ |
| YIN Lianchi | 12011984003 | | | | A | 32 | A | | | | | 12 JAN 1984 | Left | HST |
| ZHONG Man | 28021983002 | | | | | | | A | 10 | A | | 28 FEB 1983 | Right | TRZ |
| ZHOU Hanming | 18101980001 | | | | | | | A | 23 | A | | 18 OCT 1980 | Right | TRZ |
| ZHU Jun | 02071984003 | A | 9 | | | | | | | | | 2 JUL 1984 | Left | IWR |
| EGY - Egypt | | | | | | | | | | | | | | |
| EL SAYED Gamal Eldin | 29011985006 | | | | | | | A | 61 | A | | 29 JAN 1985 | Right | TRZ |
| GIRGUIS Shadi | 11081989001 | | | | | | | A | 527 | A | | 11 AUG 1989 | Right | TRZ |
| NABIL Ahmed | 19011986005 | | | | A | 53 | | | | | | 19 JAN 1986 | Left | IRZ |
| NAGATI Mostafa | 05041983000 | A | 101 | | | | | | | | | 5 APR 1983 | Right | IRZ |
| SAMIR Mahmoud | 02071981000 | | | | | | | A | 43 | A | | 2 JUL 1981 | Right | TRZ |
| SHEHATA Tamim | 01011986024 | | | | | | | | | | S | 1 JAN 1986 | Right | TRZ |

Note:
All corrections until the qualifications are available in INFO

| Legend: | | | | | | | |
|---------|--------------------------|---------|----------------------------|------|----------------------|-----|--------------------|
| A | Active | CQ | Continental Qualifications | EI | Epee Individual | ET | Epee Team |
| FI | Foil Individual | FT | Foil Team | Hand | Handedness | HST | Host Country |
| IWR | Individual World Ranking | IRZ | Individual Ranking by Zone | TRZ | Team Ranking by Zone | Rk | Rank |
| S | Substitute | SI | Sabre Individual | ST | Sabre Team | TWR | Team World Ranking |
| WLDC | Wild Card | Qualif. | Qualification | | | | |



ENTRY LIST BY NOC As of 5 AUG 2008
报名名单(按国家/地区排列) / LISTE DES INSCRITS PAR CNO

| NOC | Name | License Number | Event Code & FIE Rank | | | | | | | | Date of Birth | Hand | Qualif. Type | |
|-------------------------------|---------------------------|----------------|-----------------------|--------|----|----|--------|----|----|--------|---------------|-------------|--------------|------|
| | | | FI | FIE RK | FT | EI | FIE RK | ET | SI | FIE RK | | | | ST |
| ESP - Spain | | | | | | | | | | | | | | |
| | ABAJO Jose Luis | 22061978000 | | | | A | 15 | | | | | 22 JUN 1978 | Right | IWR |
| | MARTI Jaime | 05101979000 | | | | | | | A | 8 | | 5 OCT 1979 | Right | IRZ |
| | MENENDEZ Javier | 18061981001 | A | 21 | | | | | | | | 18 JUN 1981 | Right | CQ |
| | PINA Jorge | 26011977001 | | | | | | | A | 13 | | 26 JAN 1977 | Right | IWR |
| EST - Estonia | | | | | | | | | | | | | | |
| | NOVOSJOLOV Nikolai | 09061980000 | | | | A | 57 | | | | | 9 JUN 1980 | Right | IRZ |
| FRA - France | | | | | | | | | | | | | | |
| | ANSTETT Vincent | 26071982000 | | | | | | | | | S | 26 JUL 1982 | Right | TWR |
| | GUYART Brice | 15031981000 | A | 20 | | | | | | | | 15 MAR 1981 | Right | IRZ |
| | JEANNET Fabrice | 20101980000 | | | | A | 40 | A | | | | 10 OCT 1980 | Right | TWR |
| | JEANNET Jerome | 26011977000 | | | | A | 2 | A | | | | 26 JAN 1977 | Right | TWR |
| | le PECHOUX Erwann | 13011982001 | A | 4 | | | | | | | | 13 JAN 1982 | Left | IWR |
| | LOPEZ Nicolas | 14111980000 | | | | | | | A | 31 | A | 14 NOV 1980 | Right | TWR |
| | LUCENAY Jean-Michel | 25041978000 | | | | | | S | | | | 25 APR 1978 | Left | TWR |
| | PILLET Julien | 28091977000 | | | | | | | A | 20 | A | 28 SEP 1977 | Right | TWR |
| | ROBEIRI Ulrich | 26101982002 | | | | A | 14 | A | | | | 26 OCT 1982 | Right | TWR |
| | SANSON Boris | 07121980001 | | | | | | | A | 16 | A | 7 DEC 1980 | Left | TWR |
| GBR - Great Britain | | | | | | | | | | | | | | |
| | KRUSE Richard | 30071983000 | A | 24 | | | | | | | | 30 JUL 1983 | Right | WLDC |
| | O'CONNELL Alex | 17041988000 | | | | | | | A | 142 | | 17 APR 1988 | Left | CQ |
| GER - Germany | | | | | | | | | | | | | | |
| | JOPICH Peter | 21121982000 | A | 1 | | | | | | | | 21 DEC 1982 | Right | IWR |
| | KLEIBRINK Benjamin Philip | 30071985000 | A | 6 | | | | | | | | 30 JUL 1985 | Left | IWR |
| | LIMBACH Nicolas | 29121985000 | | | | | | | A | 1 | | 29 DEC 1985 | Right | IWR |
| HKG - Hong Kong, China | | | | | | | | | | | | | | |
| | LAU Kwok Kin | 17011977001 | A | 62 | | | | | | | | 17 JAN 1977 | Right | CQ |
| HUN - Hungary | | | | | | | | | | | | | | |
| | BOCZKO Gabor | 01041977000 | | | | A | 16 | A | | | | 1 APR 1977 | Right | TWR |
| | DECSI Tamas | 15101982001 | | | | | | | A | 11 | A | 15 OCT 1982 | Right | TWR |
| | IMRE Geza | 23121974000 | | | | A | 8 | A | | | | 23 DEC 1974 | Left | TWR |
| | KOVACS Ivan | 08021970000 | | | | | | S | | | | 8 FEB 1970 | Left | TWR |
| | KULCSAR Krisztian | 28061971000 | | | | A | 9 | A | | | | 28 JUN 1971 | Left | TWR |
| | LONTAY Balazs Karoly | 18031984000 | | | | | | | | | S | 18 MAR 1984 | Right | TWR |
| | NEMCSIK Zsolt | 15081977000 | | | | | | | A | 9 | A | 15 AUG 1977 | Right | TWR |
| | SZILAGYI Aron | 14011990000 | | | | | | | A | 22 | A | 14 JAN 1990 | Right | TWR |
| ISR - Israel | | | | | | | | | | | | | | |
| | OR Tomer | 26091978000 | A | 16 | | | | | | | | 26 SEP 1978 | Right | IRZ |

Note:
All corrections until the qualifications are available in INFO

| Legend: | |
|---------|----------------------------|
| A | Active |
| FI | Foil Individual |
| IWR | Individual World Ranking |
| S | Substitute |
| WLDC | Wild Card |
| CQ | Continental Qualifications |
| FT | Foil Team |
| IRZ | Individual Ranking by Zone |
| SI | Sabre Individual |
| Qualif. | Qualification |
| EI | Epee Individual |
| Hand | Handedness |
| TRZ | Team Ranking by Zone |
| ST | Sabre Team |
| ET | Epee Team |
| HST | Host Country |
| Rk | Rank |
| TWR | Team World Ranking |



ENTRY LIST BY NOC As of 5 AUG 2008
报名名单 (按国家/地区排列) / LISTE DES INSCRITS PAR CNO

| NOC Name | License Number | Event Code & FIE Rank | | | | | | | | | | Date of Birth | Hand | Qualif. Type |
|--------------------------|-------------------|-----------------------|-----------|----|----|-----------|----|----|-----------|----|--|---------------|-------|-----------------|
| | | FI | FIE RK | FT | EI | FIE RK | ET | SI | FIE RK | ST | | | | |
| ITA - Italy | | | | | | | | | | | | | | |
| CAROZZO Stefano | 17011979002 | | | | | | S | | | | | 17 JAN 1979 | Right | TWR |
| CASSARA Andrea | 03011984003 | A | 3 | | | | | | | | | 3 JAN 1984 | Right | IWR |
| CONFALONIERI Diego | 11041979000 | | | | A | 10 | A | | | | | 11 APR 1979 | Right | TWR |
| MONTANO Aldo | 18111978001 | | | | | | | A | 3 | A | | 18 NOV 1978 | Right | TRZ |
| OCCHIUZZI Diego | 30041981001 | | | | | | | A | 19 | A | | 30 APR 1981 | Right | TRZ |
| PASTORE Giampiero | 07051976002 | | | | | | | | | S | | 7 MAY 1976 | Right | TRZ |
| ROTA Alfredo | 21071975000 | | | | A | 18 | A | | | | | 21 JUL 1975 | Left | TWR |
| SANZO Salvatore | 26111975000 | A | 7 | | | | | | | | | 26 NOV 1975 | Right | IWR |
| TAGLIARIOL Matteo | 07011983002 | | | | A | 3 | A | | | | | 7 JAN 1983 | Right | TWR |
| TARANTINO Luigi | 10111972000 | | | | | | | A | 2 | A | | 10 NOV 1972 | Right | TRZ |
| JPN - Japan | | | | | | | | | | | | | | |
| CHIDA Kenta | 02081985005 | A | 15 | | | | | | | | | 2 AUG 1985 | Left | IRZ |
| NISHIDA Shogo | 27111982002 | | | | A | 56 | | | | | | 27 NOV 1982 | Right | IRZ |
| OGAWA Satoshi | 27051983000 | | | | | | | A | 67 | | | 27 MAY 1983 | Right | CQ |
| OTA Yuki | 25111985002 | A | 10 | | | | | | | | | 25 NOV 1985 | Right | IWR |
| KGZ - Kyrgyzstan | | | | | | | | | | | | | | |
| KATCHIOURINE Serguei | 29081973000 | | | | A | 182 | | | | | | 29 AUG 1973 | Right | CQ |
| KOR - Korea | | | | | | | | | | | | | | |
| CHOI Byungchul | 24101981000 | A | 8 | | | | | | | | | 24 OCT 1981 | Right | IRZ |
| JU Hyunseung | 28021983001 | | | | | | S | | | | | 28 FEB 1983 | Right | |
| JUNG Jin Sun | 24011984001 | | | | A | 4 | A | | | | | 24 JAN 1984 | Right | TRZ |
| KIM Seung Gu | 20051981005 | | | | A | 36 | A | | | | | 20 MAY 1981 | Right | TRZ |
| KIM Won Jin | 24081984001 | | | | A | 17 | A | | | | | 24 AUG 1984 | Left | TRZ |
| OH Eunseok | 02041983000 | | | | | | | A | 12 | | | 2 APR 1983 | Left | IRZ |
| MAR - Morocco | | | | | | | | | | | | | | |
| ALI XAVIER Lahoussine | 16081974000 | A | 47 | | | | | | | | | 16 AUG 1974 | Right | CQ |
| RAMI Aissam | 08051975001 | | | | A | | | | | | | 8 MAY 1975 | Right | CQ |
| NED - Netherlands | | | | | | | | | | | | | | |
| VERWIJLEN Bas | 01101983000 | | | | A | 12 | | | | | | 1 OCT 1983 | Right | IWR |
| NOR - Norway | | | | | | | | | | | | | | |
| TORKILDSEN Sturla | 18071981001 | | | | A | 90 | | | | | | 18 JUL 1981 | Left | CQ |

Note:
All corrections until the qualifications are available in INFO

| Legend: | | | | | | | |
|---------|--------------------------|---------|----------------------------|------|----------------------|-----|--------------------|
| A | Active | CQ | Continental Qualifications | EI | Epée Individual | ET | Epée Team |
| FI | Foil Individual | FT | Foil Team | Hand | Handedness | HST | Host Country |
| IWR | Individual World Ranking | IRZ | Individual Ranking by Zone | TRZ | Team Ranking by Zone | Rk | Rank |
| S | Substitute | SI | Sabre Individual | ST | Sabre Team | TWR | Team World Ranking |
| WLDC | Wild Card | Qualif. | Qualification | | | | |



ENTRY LIST BY NOC As of 5 AUG 2008
报名名单 (按国家/地区排列) / LISTE DES INSCRITS PAR CNO

| NOC Name | License Number | Event Code & FIE Rank | | | | | | | | | | Date of Birth | Hand | Qualif. Type |
|---------------------------|-------------------|-----------------------|-----------|----|----|-----------|----|----|-----------|----|--|---------------|-------|-----------------|
| | | FI | FIE RK | FT | EI | FIE RK | ET | SI | FIE RK | ST | | | | |
| POL - Poland | | | | | | | | | | | | | | |
| ANDRZEJUK Robert | 17071975000 | | | | | | S | | | | | 17 JUL 1975 | Left | TWR |
| KONIUSZ Marcin | 12091983001 | | | | | | | A | 49 | | | 12 SEP 1983 | Right | CQ |
| MOCEK Slawomir | 27101976000 | A | 17 | | | | | | | | | 27 OCT 1976 | Right | IRZ |
| MOTYKA Tomasz | 08051981002 | | | | A | 33 | A | | | | | 8 MAY 1981 | Left | TWR |
| WIERCIOCH Adam | 01111980000 | | | | A | 80 | A | | | | | 1 NOV 1980 | Left | TWR |
| ZAWROTNIAK Radoslaw | 02091981000 | | | | A | 7 | A | | | | | 2 SEP 1981 | Left | TWR |
| POR - Portugal | | | | | | | | | | | | | | |
| VIDEIRA Joaquim | 12011984000 | | | | A | 34 | | | | | | 12 JAN 1984 | Right | IWR |
| QAT - Qatar | | | | | | | | | | | | | | |
| AL HAMADI Khalid Issa A M | 27101987003 | A | 228 | | | | | | | | | 27 OCT 1987 | Right | WLDC |
| ROU - Romania | | | | | | | | | | | | | | |
| COVALIU Mihai | 05111977000 | | | | | | | A | 7 | | | 5 NOV 1977 | Right | IWR |
| DUMITRESCU Rares | 24101983001 | | | | | | | A | 4 | | | 24 DEC 1983 | Right | IRZ |
| SALISCAN Virgil | 26051984003 | A | 39 | | | | | | | | | 26 MAY 1984 | Left | CQ |
| RSA - South Africa | | | | | | | | | | | | | | |
| HARROP-ALLIN George | 06031976001 | | | | | | S | | | | | 6 MAR 1976 | Right | TRZ |
| MADUMA Given | 26041987001 | | | | A | | A | | | | | 26 APR 1987 | Left | TRZ |
| TORRENTE Dario | 01051966001 | | | | A | 902 | A | | | | | 1 MAY 1966 | Right | TRZ |
| WOOD Mike | 08021971000 | | | | A | 810 | A | | | | | 8 FEB 1971 | Left | TRZ |
| RUS - Russian Fed. | | | | | | | | | | | | | | |
| AVDEEV Anton | 08081986003 | | | | A | 21 | | | | | | 8 SEP 1986 | Left | IRZ |
| FROSIN Alexey | 14021978000 | | | | | | | | | S | | 14 FEB 1978 | Left | TWR |
| KOVALEV Nikolay | 28101986000 | | | | | | | A | 25 | A | | 28 OCT 1986 | Right | TWR |
| POZDNYAKOV Stanislav | 27091973000 | | | | | | | A | 6 | A | | 27 SEP 1973 | Right | TWR |
| YAKIMENKO Alexey | 31101983000 | | | | | | | A | 15 | A | | 31 OCT 1983 | Left | TWR |
| SEN - Senegal | | | | | | | | | | | | | | |
| KEITA Mamadou | 18111984001 | | | | | | | A | 35 | | | 18 NOV 1984 | Right | CQ |
| THIAM Abdoulaye | 01011984000 | | | | | | | A | 81 | | | 1 JAN 1984 | Right | IRZ |
| SUI - Switzerland | | | | | | | | | | | | | | |
| KAUTER Michael | 18021979000 | | | | A | 6 | | | | | | 18 FEB 1979 | Right | IRZ |
| THA - Thailand | | | | | | | | | | | | | | |
| KOTHNY Wiradech | 10051979001 | | | | | | | A | 24 | | | 10 MAY 1979 | Right | IRZ |
| PANCHAN Nontapat | 23111981000 | A | 48 | | | | | | | | | 23 NOV 1981 | Right | CQ |

Note:
All corrections until the qualifications are available in INFO

| | | | | |
|-------------------------------------|---------------------------------------|--------------------------------------|-------------------------------|---------------------|
| Legend: | A Active | CQ Continental Qualifications | EI Epee Individual | ET Epee Team |
| FI Foil Individual | FT Foil Team | Hand Handedness | HST Host Country | Rk Rank |
| IWR Individual World Ranking | IRZ Individual Ranking by Zone | TRZ Team Ranking by Zone | TWR Team World Ranking | |
| S Substitute | SI Sabre Individual | ST Sabre Team | | |
| WLDC Wild Card | Qualif. Qualification | | | |



ENTRY LIST BY NOC As of 5 AUG 2008
报名名单 (按国家/地区排列) / LISTE DES INSCRITS PAR CNO

| NOC Name | License Number | Event Code & FIE Rank | | | | | | | | | | Date of Birth | Hand | Qualif. Type |
|----------------------------------|-------------------|-----------------------|-----------|----|----|-----------|----|----|-----------|----|--|---------------|-------|-----------------|
| | | FI | FIE RK | FT | EI | FIE RK | ET | SI | FIE RK | ST | | | | |
| UKR - Ukraine | | | | | | | | | | | | | | |
| CHUMAK Dmytro | 29011980000 | | | | A | 13 | A | | | | | 1 APR 1980 | Left | TRZ |
| KHVOROST Maksym | 15071982001 | | | | A | 11 | A | | | | | 15 JUL 1982 | Right | TRZ |
| MEDVEDEV Vitalii | 07051983002 | | | | | | S | | | | | 7 MAY 1983 | Right | TRZ |
| NIKISHYN Bogdan | 29051980003 | | | | A | 38 | A | | | | | 29 MAY 1980 | Right | TRZ |
| USA - United States | | | | | | | | | | | | | | |
| KELSEY Weston | 24081981001 | | | | A | 5 | | | | | | 24 AUG 1981 | Right | IRZ |
| MEINHARDT Gerek | 27071990000 | A | 13 | | | | | | | | | 27 JUL 1990 | Right | IRZ |
| MOREHOUSE Tim | 29071978000 | | | | | | | A | 17 | A | | 29 JUL 1978 | Right | TRZ |
| ROGERS Jason | 14041983001 | | | | | | | A | 33 | A | | 14 APR 1983 | Left | TRZ |
| SMART Keeth | 29071978001 | | | | | | | A | 5 | A | | 29 JUL 1978 | Left | TRZ |
| WILLIAMS James | 22091985000 | | | | | | | | | S | | 22 SEP 1985 | Left | TRZ |
| VEN - Venezuela | | | | | | | | | | | | | | |
| BRAVO LOPEZ Carlos Jose | 25071973001 | | | | | | | A | 41 | | | 25 JUL 1973 | Right | IRZ |
| FERNANDEZ BRICENO Silvio | 09011979001 | | | | A | 1 | A | | | | | 9 JAN 1979 | Right | TRZ |
| LIMARDO GASCON Francisco Alberto | 27031987001 | | | | | | S | | | | | 27 MAR 1987 | Right | TRZ |
| LIMARDO GASCON Ruben Dario | 03081985000 | | | | A | 23 | A | | | | | 3 AUG 1985 | Right | TRZ |
| MEJIAS Wolfgang | 04031983002 | | | | A | 42 | A | | | | | 14 MAR 1983 | Right | TRZ |

Note:
All corrections until the qualifications are available in INFO

| Legend: | |
|-------------------------------------|---------------------------------------|
| A Active | CQ Continental Qualifications |
| FI Foil Individual | EI Epée Individual |
| IWR Individual World Ranking | Hand Handedness |
| S Substitute | IRZ Individual Ranking by Zone |
| WLDC Wild Card | SI Sabre Individual |
| | ST Sabre Team |
| | Qualif. Qualification |
| | ET Epée Team |
| | HST Host Country |
| | Rk Rank |
| | TWR Team World Ranking |



ENTRY LIST BY NOC As of 5 AUG 2008
报名名单(按国家/地区排列) / LISTE DES INSCRITS PAR CNO

| NOC Name | License Number | Event Code & FIE Rank | | | | | | | | | | Date of Birth | Hand | Qualif. Type |
|------------------------|-------------------|-----------------------|-----------|----|----|-----------|----|----|-----------|----|--|---------------|-------|-----------------|
| | | FI | FIE RK | FT | EI | FIE RK | ET | SI | FIE RK | ST | | | | |
| ALG - Algeria | | | | | | | | | | | | | | |
| BENTALEB Hadia | 18041981002 | | | | A | 73 | | | | | | 31 AUG 1980 | Right | CQ |
| KHELFAOUI Anissa | 29081991001 | A | 72 | | | | | | | | | 29 AUG 1991 | Right | CQ |
| AUS - Australia | | | | | | | | | | | | | | |
| HALLS Joanna | 20101973000 | A | 45 | | | | | | | | | 20 OCT 1973 | Left | CQ |
| PARKINSON Amber | 03101976000 | | | | A | 36 | | | | | | 3 OCT 1976 | Right | IWR |
| CAN - Canada | | | | | | | | | | | | | | |
| CLOUTIER Julie | 24041986000 | | | | | | | A | 104 | A | | 24 APR 1986 | Right | TRZ |
| LUAN Jujie | 14071958000 | A | 107 | | | | | | | | | 14 JUL 1958 | Left | IRZ |
| OVTCHINNIKOVA Olga | 06021987002 | | | | | | | A | 26 | A | | 6 FEB 1987 | Left | TRZ |
| SASCHENBRECKER Wendy | 24061976000 | | | | | | | | | S | | 24 JUN 1976 | Right | TRZ |
| SASSINE Sandra | 28091979002 | | | | | | | A | 33 | A | | 28 SEP 1979 | Right | TRZ |
| SCHALM Sherraine | 21061975001 | | | | A | 5 | | | | | | 21 JUN 1975 | Right | IWR |
| CHN - China | | | | | | | | | | | | | | |
| BAO Yingying | 06111983001 | | | | | | | A | 13 | A | | 6 NOV 1983 | Left | TRZ |
| HUANG Haiyang | 01111985001 | | | | | | | A | 22 | A | | 1 NOV 1985 | Right | TRZ |
| HUANG Jialing | 03081982004 | | | S | | | | | | | | 3 AUG 1982 | Right | TRZ |
| LI Na | 09031981001 | | | | A | 3 | | | | | | 9 MAR 1981 | Left | IWR |
| NI Hong | 28021986006 | | | | | | | | | S | | 28 FEB 1986 | Right | TRZ |
| SU Wanwen | 02101982004 | A | 33 | A | | | | | | | | 2 OCT 1982 | Left | TRZ |
| SUN Chao | 23011983000 | A | 28 | A | | | | | | | | 23 JAN 1983 | Right | TRZ |
| TAN Xue | 30011984000 | | | | | | | A | 3 | A | | 30 JAN 1984 | Left | TRZ |
| ZHANG Lei | 23031979002 | A | 17 | A | | | | | | | | 23 MAR 1979 | Right | TRZ |
| ZHONG Weiping | 23101981006 | | | | A | 6 | | | | | | 23 OCT 1981 | Right | IWR |
| CUB - Cuba | | | | | | | | | | | | | | |
| COMPANY Misleydis | 06041982003 | A | 47 | | | | | | | | | 6 APR 1982 | Right | CQ |
| GONZALEZ POZO Mailyn | 29121981000 | | | | | | | A | 45 | | | 29 DEC 1980 | Right | CQ |
| EGY - Egypt | | | | | | | | | | | | | | |
| EL GAMMAL Iman | 30091981001 | A | 55 | A | | | | | | | | 30 SEP 1981 | Right | TRZ |
| EL GAMMAL Shaimaa | 30011980000 | A | 40 | A | | | | | | | | 30 JAN 1980 | Right | TRZ |
| EL SAYED Aya | 09051989002 | | | | A | | | | | | | 9 MAY 1989 | Left | IWR |
| SHABAN Iman | 11011989000 | A | 56 | A | | | | | | | | 11 JAN 1989 | Right | TRZ |
| SWAIF Salma | 11081987004 | | | S | | | | | | | | 11 AUG 1987 | Right | TRZ |
| ESP - Spain | | | | | | | | | | | | | | |
| NAVARRO Araceli | 09081989000 | | | | | | | A | 76 | | | 9 AUG 1989 | Right | CQ |

Note:
All corrections until the qualifications are available in INFO

| Legend: | |
|-------------------------------------|---------------------------------------|
| A Active | CQ Continental Qualifications |
| FI Foil Individual | EI Epée Individual |
| IWR Individual World Ranking | Hand Handedness |
| S Substitute | IRZ Individual Ranking by Zone |
| WLDC Wild Card | SI Sabre Individual |
| | ST Sabre Team |
| | Qualif. Qualification |
| | ET Epée Team |
| | HST Host Country |
| | Rk Rank |
| | TWR Team World Ranking |



ENTRY LIST BY NOC As of 5 AUG 2008
报名名单(按国家/地区排列) / LISTE DES INSCRITS PAR CNO

| NOC Name | License Number | Event Code & FIE Rank | | | | | | | | | | Date of Birth | Hand | Qualif. Type |
|-------------------------------|-------------------|-----------------------|-----------|----|----|-----------|----|----|-----------|----|--|---------------|-------|-----------------|
| | | FI | FIE RK | FT | EI | FIE RK | ET | SI | FIE RK | ST | | | | |
| FRA - France | | | | | | | | | | | | | | |
| FLESSEL COLOVIC Laura | 06111971000 | | | | A | 14 | | | | | | 6 NOV 1971 | Left | IWR |
| KIRALY PICOT Hajnalka | 02031971001 | | | | A | 8 | | | | | | 2 MAR 1971 | Right | IWR |
| MAITREJEAN Corinne | 08111979000 | A | 9 | | | | | | | | | 8 NOV 1979 | Right | IRZ |
| MARY Solenn | 02031981001 | | | | | | | | | S | | 2 MAR 1981 | Left | TWR |
| PERRUS Leonore | 22041984001 | | | | | | | A | 8 | A | | 22 APR 1984 | Right | TWR |
| TOUYA Anne-Lise | 19101981000 | | | | | | | A | 16 | A | | 19 OCT 1981 | Left | TWR |
| VERGNE Carole | 07081985001 | | | | | | | A | 21 | A | | 7 AUG 1985 | Right | TWR |
| GBR - Great Britain | | | | | | | | | | | | | | |
| EMANUEL Martina | 26121985001 | A | 113 | | | | | | | | | 26 DEC 1985 | Right | CQ |
| GER - Germany | | | | | | | | | | | | | | |
| BUJDOSO Alexandra | 05031990001 | | | | | | | A | 37 | | | 5 MAR 1990 | Right | IWR |
| DUPLITZER Imke | 28071975000 | | | | A | 4 | | | | | | 28 JUL 1975 | Right | IWR |
| GOLUBYTSKYI Carolin | 19121985000 | A | 6 | A | | | | | | | | 19 DEC 1985 | Right | TRZ |
| HEIDEMANN Britta | 22121982000 | | | | A | 1 | | | | | | 22 DEC 1982 | Right | IWR |
| SCHACHE Anja | 29031977000 | A | 25 | A | | | | | | | | 29 MAR 1977 | Left | TRZ |
| WACHTER Katja | 28011982001 | A | 31 | A | | | | | | | | 28 JAN 1982 | Left | TRZ |
| WOLGAST Melanie | 09061981001 | | | S | | | | | | | | 9 JUN 1981 | Left | TRZ |
| HKG - Hong Kong, China | | | | | | | | | | | | | | |
| CHOW Tsz Ki | 12101982000 | | | | | | | A | 20 | | | 12 OCT 1982 | Right | IRZ |
| YEUNG Chui Ling | 17091982002 | | | | A | 56 | | | | | | 17 SEP 1982 | Right | IRZ |
| HUN - Hungary | | | | | | | | | | | | | | |
| DR MINCZA-NEBALD Ildiko | 06111969000 | | | | A | 12 | | | | | | 6 NOV 1969 | Right | IWR |
| KNAPEK Edina | 05101977000 | A | 12 | A | | | | | | | | 5 OCT 1977 | Right | TWR |
| MOHAMED Aida | 12031976000 | A | 7 | A | | | | | | | | 12 MAR 1976 | Left | TWR |
| NAGY Orsolya | 17111977000 | | | | | | | A | 19 | | | 17 NOV 1977 | Right | IWR |
| SZASZ Emese | 07091982003 | | | | A | 10 | | | | | | 7 SEP 1982 | Left | IWR |
| UJLAKI Virginie | 13021984006 | | | S | | | | | | | | 13 FEB 1984 | Right | TWR |
| VARGA Gabriella | 07041982000 | A | 15 | A | | | | | | | | 7 APR 1982 | Right | TWR |
| IRL - Ireland | | | | | | | | | | | | | | |
| BYRNE Siobhan Claire | 13081984000 | | | | | | | A | 167 | | | 13 AUG 1984 | Right | CQ |
| ISR - Israel | | | | | | | | | | | | | | |
| HATUEL Delila | 15111980001 | A | 16 | | | | | | | | | 15 NOV 1980 | Right | IWR |
| MILLS Noam | 27051986000 | | | | A | 48 | | | | | | 27 MAY 1986 | Left | CQ |

Note:
All corrections until the qualifications are available in INFO

| Legend: | |
|---------|----------------------------|
| A | Active |
| FI | Foil Individual |
| IWR | Individual World Ranking |
| S | Substitute |
| WLDC | Wild Card |
| CQ | Continental Qualifications |
| FT | Foil Team |
| IRZ | Individual Ranking by Zone |
| SI | Sabre Individual |
| Qualif. | Qualification |
| EI | Epee Individual |
| Hand | Handedness |
| TRZ | Team Ranking by Zone |
| ST | Sabre Team |
| ET | Epee Team |
| HST | Host Country Rank |
| Rk | Rank |
| TWR | Team World Ranking |



ENTRY LIST BY NOC As of 5 AUG 2008
报名名单(按国家/地区排列) / LISTE DES INSCRITS PAR CNO

| NOC Name | License Number | Event Code & FIE Rank | | | | | | | | | | Date of Birth | Hand | Qualif. Type |
|--------------------------|-------------------|-----------------------|-----------|----|----|-----------|----|----|-----------|----|---|---------------|-------|-----------------|
| | | FI | FIE RK | FT | EI | FIE RK | ET | SI | FIE RK | ST | | | | |
| ITA - Italy | | | | | | | | | | | | | | |
| BIANCO Ilaria | 29051980002 | | | | | | | | A | 12 | | 29 MAY 1980 | Right | IWR |
| GRANBASSI Margherita | 01091979001 | A | 3 | A | | | | | | | | 1 SEP 1979 | Right | TWR |
| MARZOCCA Gioia | 22061979000 | | | | | | | | A | 17 | | 22 JUN 1979 | Right | IRZ |
| SALVATORI Ilaria | 05021979000 | | | S | | | | | | | | 5 FEB 1979 | Right | TWR |
| TRILLINI Giovanna | 17051970000 | A | 2 | A | | | | | | | | 17 MAY 1970 | Right | TWR |
| VEZZALI Maria Valentina | 14021974000 | A | 1 | A | | | | | | | | 14 FEB 1974 | Right | TWR |
| JPN - Japan | | | | | | | | | | | | | | |
| HARADA Megumi | 01081979001 | | | | A | 33 | | | | | | 1 AUG 1979 | Right | CQ |
| HISAGAE Madoka | 11011979000 | | | | | | | | A | 27 | | 11 JAN 1979 | Right | CQ |
| SUGAWARA Chieko | 15081976000 | A | 14 | | | | | | | | | 15 AUG 1976 | Left | IRZ |
| KOR - Korea | | | | | | | | | | | | | | |
| JUNG Gilok | 15091980000 | A | 26 | | | | | | | | | 15 SEP 1980 | Left | IRZ |
| JUNG Hyo Jung | 26011984006 | | | | A | 28 | | | | | | 26 JAN 1984 | Left | IRZ |
| KIM Keumhwa | 21071982004 | | | | | | | | A | 14 | | 21 JUL 1982 | Right | IWR |
| LEE Shinmi | 15051983004 | | | | | | | | A | 9 | | 15 MAY 1983 | Right | IRZ |
| NAM Hyunhee | 29091981001 | A | 4 | | | | | | | | | 29 SEP 1981 | Left | IWR |
| MEX - Mexico | | | | | | | | | | | | | | |
| LARIOS Angelica | 13031981000 | | | | | | | | A | 66 | | 13 MAR 1981 | Right | IRZ |
| NED - Netherlands | | | | | | | | | | | | | | |
| ANGAD-GAUR Indra | 04031974003 | A | 42 | | | | | | | | | 4 MAR 1974 | Right | WLDC |
| PAN - Panama | | | | | | | | | | | | | | |
| JIMENEZ LUNA Jesika | 08061980000 | | | | A | 40 | | | | | | 8 JUN 1980 | Right | CQ |
| PER - Peru | | | | | | | | | | | | | | |
| DOIG Maria Luisa | 13081991000 | A | | | | | | | | | | 13 AUG 1991 | Right | WLDC |
| POL - Poland | | | | | | | | | | | | | | |
| CHLEWINSKA Karolina | 08111983000 | | | S | | | | | | | | 8 NOV 1983 | Right | TWR |
| GRUCHALA Sylwia | 06111981001 | A | 20 | A | | | | | | | | 6 NOV 1981 | Right | TWR |
| JOZWIAK Bogna | 05041983003 | | | | | | | | A | 11 | A | 25 APR 1983 | Right | TRZ |
| KOZACZUK Malgorzata | 06061988001 | | | | | | | | | | S | 6 JUN 1988 | Left | TRZ |
| MROCZKIEWICZ Magdalena | 28081979000 | A | 43 | A | | | | | | | | 28 AUG 1979 | Right | TWR |
| SOCHA Aleksandra | 30031982000 | | | | | | | | A | 7 | A | 30 MAR 1982 | Right | TRZ |
| WIECKOWSKA Irena | 17021982000 | | | | | | | | A | 39 | A | 17 FEB 1982 | Right | TRZ |
| WOJTKOWIAK Malgorzata | 30011982002 | A | 21 | A | | | | | | | | 30 JAN 1982 | Right | TWR |
| POR - Portugal | | | | | | | | | | | | | | |
| NOGUEIRA Debora | 26101985000 | A | 121 | | | | | | | | | 26 OCT 1985 | Right | CQ |

Note:
All corrections until the qualifications are available in INFO

| Legend: | | | | | | | |
|---------|--------------------------|---------|----------------------------|------|----------------------|-----|--------------------|
| A | Active | CQ | Continental Qualifications | EI | Epée Individual | ET | Epée Team |
| FI | Foil Individual | FT | Foil Team | Hand | Handedness | HST | Host Country |
| IWR | Individual World Ranking | IRZ | Individual Ranking by Zone | TRZ | Team Ranking by Zone | Rk | Rank |
| S | Substitute | SI | Sabre Individual | ST | Sabre Team | TWR | Team World Ranking |
| WLDC | Wild Card | Qualif. | Qualification | | | | |

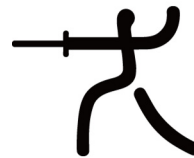


ENTRY LIST BY NOC As of 5 AUG 2008
报名名单 (按国家/地区排列) / LISTE DES INSCRITS PAR CNO

| NOC Name | License Number | Event Code & FIE Rank | | | | | | | | | | Date of Birth | Hand | Qualif. Type |
|---------------------------|-------------------|-----------------------|-----------|----|----|-----------|----|----|-----------|-----|---|---------------|-------|-----------------|
| | | FI | FIE RK | FT | EI | FIE RK | ET | SI | FIE RK | ST | | | | |
| ROU - Romania | | | | | | | | | | | | | | |
| BRANZA Ana Maria | 26111984000 | | | | A | 2 | | | | | | 26 NOV 1984 | Left | IRZ |
| STAHL Cristina | 09041978000 | A | 10 | | | | | | | | | 9 APR 1978 | Right | IWR |
| RSA - South Africa | | | | | | | | | | | | | | |
| CHETTY Jyoti | 26011982003 | | | | | | | | A | | A | 26 JAN 1982 | Right | TRZ |
| du PLOOY Adele | 11101980001 | | | | | | | | A | 332 | A | 11 OCT 1980 | Right | TRZ |
| GOSHER Shelley | 20061979000 | | | | | | | | | | S | 20 JUN 1979 | Right | TRZ |
| WOOD Elvira | 21091973002 | | | | | | | | A | 342 | A | 21 SEP 1973 | Right | TRZ |
| RUS - Russian Fed. | | | | | | | | | | | | | | |
| BOYKO Svetlana | 13041972000 | | | S | | | | | | | | 13 APR 1972 | Right | |
| CHANAIEVA Aida | 22041986004 | A | 18 | A | | | | | | | | 23 APR 1986 | Right | TWR |
| DYACHENKO Ekaterina | 31081987000 | | | | | | | | A | 10 | A | 31 AUG 1987 | Right | TWR |
| FEDORKINA Ekaterina | 29011983000 | | | | | | | | | | S | 29 JAN 1983 | Left | TWR |
| LAMONOVA Evgenia | 09081983000 | A | 13 | A | | | | | | | | 9 AUG 1983 | Right | TWR |
| LOGUNOVA Tatiana | 03071980000 | | | | A | 11 | | | | | | 3 JUL 1980 | Right | IWR |
| NECHAEVA Elena | 14061979000 | | | | | | | | A | 4 | A | 14 JUN 1979 | Right | TWR |
| NIKICHINA Victoria | 09091984002 | A | 23 | A | | | | | | | | 9 SEP 1984 | Right | TWR |
| SHUTOVA Liubov | 25061983000 | | | | A | 7 | | | | | | 25 JUN 1983 | Right | IWR |
| VELIKAYA Sofiya | 08061985003 | | | | | | | | A | 6 | A | 8 JUN 1985 | Right | TWR |
| SEN - Senegal | | | | | | | | | | | | | | |
| TOURE Nafi | 06091971000 | | | | | | | | A | 71 | | 6 SEP 1971 | Right | CQ |
| SUI - Switzerland | | | | | | | | | | | | | | |
| LAMON Sophie | 08021985000 | | | | A | 26 | | | | | | 8 FEB 1985 | Right | IRZ |
| SWE - Sweden | | | | | | | | | | | | | | |
| SAMUELSSON Emma | 17101988000 | | | | A | 69 | | | | | | 17 OCT 1988 | Left | WLDC |
| TUN - Tunisia | | | | | | | | | | | | | | |
| BESBES Azza | 28111990001 | | | | | | | | A | 30 | | 28 NOV 1990 | Right | IRZ |
| BOUBAKRI Ines | 28121988000 | A | 36 | | | | | | | | | 28 DEC 1988 | Left | IRZ |
| UKR - Ukraine | | | | | | | | | | | | | | |
| KHARLAN Olga | 04091990000 | | | | | | | | A | 15 | A | 4 SEP 1990 | Right | TWR |
| KHOMROVA Olena | 16051987003 | | | | | | | | A | 32 | A | 16 MAY 1987 | Right | TWR |
| LELEIKO Olga | 21071977000 | A | 51 | | | | | | | | | 22 JUL 1977 | Right | IRZ |
| PUNDYK Halyna | 07111987005 | | | | | | | | A | 34 | A | 7 NOV 1987 | Right | TWR |
| SHEMYAKINA Yana | 05011986002 | | | | A | 18 | | | | | | 5 JAN 1986 | Right | CQ |
| ZHOVNIR Olha | 08061989002 | | | | | | | | | | S | 18 JUN 1989 | Right | TWR |

Note:
All corrections until the qualifications are available in INFO

| Legend: | |
|---------|----------------------------|
| A | Active |
| FI | Foil Individual |
| IWR | Individual World Ranking |
| S | Substitute |
| WLDC | Wild Card |
| CQ | Continental Qualifications |
| FT | Foil Team |
| IRZ | Individual Ranking by Zone |
| SI | Sabre Individual |
| Qualif. | Qualification |
| EI | Epee Individual |
| Hand | Handedness |
| TRZ | Team Ranking by Zone |
| ST | Sabre Team |
| ET | Epee Team |
| HST | Host Country |
| Rk | Rank |
| TWR | Team World Ranking |



ENTRY LIST BY NOC As of 5 AUG 2008
报名名单 (按国家/地区排列) / LISTE DES INSCRITS PAR CNO

| NOC Name | License Number | Event Code & FIE Rank | | | | | | | | | | Date of Birth | Hand | Qualif. Type |
|--------------------------------|-------------------|-----------------------|-----------|----|----|-----------|----|----|-----------|----|--|---------------|-------|-----------------|
| | | FI | FIE RK | FT | EI | FIE RK | ET | SI | FIE RK | ST | | | | |
| USA - United States | | | | | | | | | | | | | | |
| CROSS Emily | 15101986000 | A | 8 | A | | | | | | | | 15 OCT 1986 | Right | TRZ |
| HURLEY Kelley | 04041988000 | | | | A | 38 | | | | | | 4 APR 1988 | Left | IRZ |
| JACOBSON Sada | 14021983002 | | | | | | | A | 1 | A | | 14 FEB 1983 | Left | TWR |
| SMART Erinn | 12011980001 | A | 34 | A | | | | | | | | 12 JAN 1980 | Right | TRZ |
| THOMPSON Hanna | 01111983002 | A | 39 | A | | | | | | | | 1 NOV 1983 | Left | TRZ |
| WARD Becca | 07021990000 | | | | | | | A | 2 | A | | 7 FEB 1990 | Right | TWR |
| WILLETTE Doris | 11021988000 | | | S | | | | | | | | 11 FEB 1988 | Right | TRZ |
| WOZNIAK Dagmara | 01071988000 | | | | | | | | | S | | 1 JUL 1988 | Left | TWR |
| ZAGUNIS Mariel | 03031985001 | | | | | | | A | 5 | A | | 3 MAR 1985 | Left | TWR |
| VEN - Venezuela | | | | | | | | | | | | | | |
| BENITEZ ROMERO Alejandra | 07071980001 | | | | | | | A | 25 | | | 7 JUL 1980 | Right | IRZ |
| GONZALEZ PARRA Mariana Isabel | 17091979001 | A | 24 | | | | | | | | | 17 SEP 1979 | Right | IRZ |
| MARTINEZ GASCON Maria Gabriela | 03011983004 | | | | A | 46 | | | | | | 3 JAN 1983 | Right | CQ |

Note:
All corrections until the qualifications are available in INFO

| Legend: | | | | | | | |
|-------------|--------------------------|----------------|----------------------------|-------------|----------------------|------------|--------------------|
| A | Active | CQ | Continental Qualifications | EI | Epée Individual | ET | Epée Team |
| FI | Foil Individual | FT | Foil Team | Hand | Handedness | HST | Host Country |
| IWR | Individual World Ranking | IRZ | Individual Ranking by Zone | TRZ | Team Ranking by Zone | Rk | Rank |
| S | Substitute | SI | Sabre Individual | ST | Sabre Team | TWR | Team World Ranking |
| WLDC | Wild Card | Qualif. | Qualification | | | | |



ENTRY LIST BY EVENT As of 5 AUG 2008

报名名单 (按项目排列) / LISTE DES INSCRITS PAR EPREUVE

| NOC Code | Name | License Number | Sub | Date of Birth | Hand | Qualif. Type |
|----------|----------------------------------|----------------|-----|---------------|-------|--------------|
| ARG | GONZALEZ VIAGGIO Alberto Ignacio | 22101972000 | | 22 OCT 1972 | Left | CQ |
| AUT | SCHLOSSER Roland | 23081982000 | | 23 AUG 1982 | Right | CQ |
| BRA | SOUZA Joao Antonio | 23081983003 | | 23 AUG 1983 | Right | CQ |
| CAN | McGUIRE Joshua | 15061983000 | | 15 JUN 1983 | Left | IRZ |
| CHN | LEI Sheng | 07031984003 | | 7 MAR 1984 | Left | IWR |
| | ZHU Jun | 02071984003 | | 2 JUL 1984 | Left | IWR |
| EGY | NAGATI Mostafa | 05041983000 | | 5 APR 1983 | Right | IRZ |
| ESP | MENENDEZ Javier | 18061981001 | | 18 JUN 1981 | Right | CQ |
| FRA | GUYART Brice | 15031981000 | | 15 MAR 1981 | Right | IRZ |
| | le PECHOUX Erwann | 13011982001 | | 13 JAN 1982 | Left | IWR |
| GBR | KRUSE Richard | 30071983000 | | 30 JUL 1983 | Right | WLDC |
| GER | JOPPICH Peter | 21121982000 | | 21 DEC 1982 | Right | IWR |
| | KLEIBRINK Benjamin Philip | 30071985000 | | 30 JUL 1985 | Left | IWR |
| HKG | LAU Kwok Kin | 17011977001 | | 17 JAN 1977 | Right | CQ |
| ISR | OR Tomer | 26091978000 | | 26 SEP 1978 | Right | IRZ |
| ITA | CASSARA Andrea | 03011984003 | | 3 JAN 1984 | Right | IWR |
| | SANZO Salvatore | 26111975000 | | 26 NOV 1975 | Right | IWR |
| JPN | CHIDA Kenta | 02081985005 | | 2 AUG 1985 | Left | IRZ |
| | OTA Yuki | 25111985002 | | 25 NOV 1985 | Right | IWR |
| KOR | CHOI Byungchul | 24101981000 | | 24 OCT 1981 | Right | IRZ |
| MAR | ALI XAVIER Lahoussine | 16081974000 | | 16 AUG 1974 | Right | CQ |
| POL | MOCEK Slawomir | 27101976000 | | 27 OCT 1976 | Right | IRZ |
| QAT | AL HAMADI Khalid Issa A M | 27101987003 | | 27 OCT 1987 | Right | WLDC |
| ROU | SALISCAN Virgil | 26051984003 | | 26 MAY 1984 | Left | CQ |
| THA | PANCHAN Nontapat | 23111981000 | | 23 NOV 1981 | Right | CQ |
| USA | MEINHARDT Gerek | 27071990000 | | 27 JUL 1990 | Right | IRZ |

Total number of fencers: 26 (Number of substitutes :0)

Note:
All changes are available in INFO

| Legend: | | Hand | HST | Host Country | IWR | Individual World Ranking |
|---------|----------------------------|------------|-----|--------------|-----|--------------------------|
| CQ | Continental Qualifications | Handedness | S | Substitute | TWR | Team World Ranking |
| IRZ | Individual Ranking by Zone | TRZ | | | | |
| WLDC | Wild Card | Qualif. | | | | |



ENTRY LIST BY EVENT As of 5 AUG 2008

报名名单(按项目排列) / LISTE DES INSCRITS PAR EPREUVE

| NOC Code | Name | License Number | Sub | Date of Birth | Hand | Qualif. Type |
|----------|----------------------------|----------------|-----|---------------|-------|--------------|
| CAN | TIKHOMIROV Igor | 04051963000 | | 4 MAY 1963 | Right | IRZ |
| CHI | INOSTROZA Paris | 22091972000 | | 22 SEP 1972 | Right | CQ |
| CHN | LI Guojie | 15101985006 | | 15 OCT 1985 | Right | HST |
| | WANG Lei | 20031981001 | | 20 MAR 1981 | Right | TRZ |
| | YIN Lianchi | 12011984003 | | 12 JAN 1984 | Left | HST |
| EGY | NABIL Ahmed | 19011986005 | | 19 JAN 1986 | Left | IRZ |
| ESP | ABAJO Jose Luis | 22061978000 | | 22 JUN 1978 | Right | IWR |
| EST | NOVOSJOLOV Nikolai | 09061980000 | | 9 JUN 1980 | Right | IRZ |
| FRA | JEANNET Fabrice | 20101980000 | | 10 OCT 1980 | Right | TWR |
| | JEANNET Jerome | 26011977000 | | 26 JAN 1977 | Right | TWR |
| | ROBEIRI Ulrich | 26101982002 | | 26 OCT 1982 | Right | TWR |
| HUN | BOCZKO Gabor | 01041977000 | | 1 APR 1977 | Right | TWR |
| | IMRE Geza | 23121974000 | | 23 DEC 1974 | Left | TWR |
| | KULCSAR Krisztian | 28061971000 | | 28 JUN 1971 | Left | TWR |
| ITA | CONFALONIERI Diego | 11041979000 | | 11 APR 1979 | Right | TWR |
| | ROTA Alfredo | 21071975000 | | 21 JUL 1975 | Left | TWR |
| | TAGLIARIOL Matteo | 07011983002 | | 7 JAN 1983 | Right | TWR |
| JPN | NISHIDA Shogo | 27111982002 | | 27 NOV 1982 | Right | IRZ |
| KGZ | KATCHIOURINE Serguei | 29081973000 | | 29 AUG 1973 | Right | CQ |
| KOR | JUNG Jin Sun | 24011984001 | | 24 JAN 1984 | Right | TRZ |
| | KIM Seung Gu | 20051981005 | | 20 MAY 1981 | Right | TRZ |
| | KIM Won Jin | 24081984001 | | 24 AUG 1984 | Left | TRZ |
| MAR | RAMI Aissam | 08051975001 | | 8 MAY 1975 | Right | CQ |
| NED | VERWIJLEN Bas | 01101983000 | | 1 OCT 1983 | Right | IWR |
| NOR | TORKILDSEN Sturla | 18071981001 | | 18 JUL 1981 | Left | CQ |
| POL | MOTYKA Tomasz | 08051981002 | | 8 MAY 1981 | Left | TWR |
| | WIERCIOCH Adam | 01111980000 | | 1 NOV 1980 | Left | TWR |
| | ZAWROTNIAK Radoslaw | 02091981000 | | 2 SEP 1981 | Left | TWR |
| POR | VIDEIRA Joaquim | 12011984000 | | 12 JAN 1984 | Right | IWR |
| RSA | MADUMA Given | 26041987001 | | 26 APR 1987 | Left | TRZ |
| | TORRENTE Dario | 01051966001 | | 1 MAY 1966 | Right | TRZ |
| | WOOD Mike | 08021971000 | | 8 FEB 1971 | Left | TRZ |
| RUS | AVDEEV Anton | 08081986003 | | 8 SEP 1986 | Left | IRZ |
| SUI | KAUTER Michael | 18021979000 | | 18 FEB 1979 | Right | IRZ |
| UKR | CHUMAK Dmytro | 29011980000 | | 1 APR 1980 | Left | TRZ |
| | KHVOROST Maksym | 15071982001 | | 15 JUL 1982 | Right | TRZ |
| | NIKISHYN Bogdan | 29051980003 | | 29 MAY 1980 | Right | TRZ |
| USA | KELSEY Weston | 24081981001 | | 24 AUG 1981 | Right | IRZ |
| VEN | FERNANDEZ BRICENO Silvio | 09011979001 | | 9 JAN 1979 | Right | TRZ |
| | LIMARDO GASCON Ruben Dario | 03081985000 | | 3 AUG 1985 | Right | TRZ |
| | MEJIAS Wolfgang | 04031983002 | | 14 MAR 1983 | Right | TRZ |

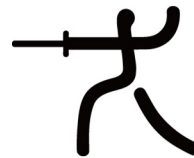


FENCING HALL
击剑馆
PAVILLON D'ESCRIME

SUN 星期日 DIM
10 AUG 2008
10:00

FENCING
击剑 / ESCRIME

MEN'S INDIVIDUAL EPEE
男子重剑个人 / ÉPÉE INDIVIDUELLE - HOMMES



ENTRY LIST BY EVENT As of 5 AUG 2008

报名名单 (按项目排列) / LISTE DES INSCRITS PAR EPREUVE

| NOC Code | Name | License Number | Sub | Date of Birth | Hand | Qualif. Type |
|----------|------|----------------|-----|---------------|------|--------------|
|----------|------|----------------|-----|---------------|------|--------------|

Total number of fencers: 41 (Number of substitutes :0)

Note:
All changes are available in INFO

| Legend: | | Hand | Handedness | HST | Host Country | IWR | Individual World Ranking |
|---------|----------------------------|---------|----------------------|-----|--------------|-----|--------------------------|
| CQ | Continental Qualifications | TRZ | Team Ranking by Zone | S | Substitute | TWR | Team World Ranking |
| IRZ | Individual Ranking by Zone | Qualif. | Qualification | | | | |
| WLDC | Wild Card | | | | | | |



ENTRY LIST BY EVENT As of 5 AUG 2008

报名名单(按项目排列) / LISTE DES INSCRITS PAR EPREUVE

| NOC Code | Name | License Number | Sub | Date of Birth | Hand | Qualif. Type |
|----------|-------------------------|----------------|-----|---------------|-------|--------------|
| BLR | BUIKEVICH Aliaksandr | 19111984001 | | 19 NOV 1984 | Left | TWR |
| | LAPKES Dmitri | 04061976000 | | 4 JUN 1976 | Right | TWR |
| | PRYEMKA Valery | 15061983002 | | 15 JUN 1983 | Right | TWR |
| BRA | AGRESTA Renzo | 27061985000 | | 27 JUN 1985 | Right | IRZ |
| BUR | OUEDRAOGO Julien | 16021982004 | | 16 FEB 1982 | Right | WLDC |
| CAN | BEAUDRY Philippe | 16031987002 | | 16 MAR 1987 | Right | CQ |
| CHN | WANG Jingzhi | 28081982002 | | 28 AUG 1982 | Left | TRZ |
| | ZHONG Man | 28021983002 | | 28 FEB 1983 | Right | TRZ |
| | ZHOU Hanming | 18101980001 | | 18 OCT 1980 | Right | TRZ |
| EGY | EL SAYED Gamal Eldin | 29011985006 | | 29 JAN 1985 | Right | TRZ |
| | GIRGUIS Shadi | 11081989001 | | 11 AUG 1989 | Right | TRZ |
| | SAMIR Mahmoud | 02071981000 | | 2 JUL 1981 | Right | TRZ |
| ESP | MARTI Jaime | 05101979000 | | 5 OCT 1979 | Right | IRZ |
| | PINA Jorge | 26011977001 | | 26 JAN 1977 | Right | IWR |
| FRA | LOPEZ Nicolas | 14111980000 | | 14 NOV 1980 | Right | TWR |
| | PILLET Julien | 28091977000 | | 28 SEP 1977 | Right | TWR |
| | SANSON Boris | 07121980001 | | 7 DEC 1980 | Left | TWR |
| GBR | O'CONNELL Alex | 17041988000 | | 17 APR 1988 | Left | CQ |
| GER | LIMBACH Nicolas | 29121985000 | | 29 DEC 1985 | Right | IWR |
| HUN | DECSI Tamas | 15101982001 | | 15 OCT 1982 | Right | TWR |
| | NEMCSIK Zsolt | 15081977000 | | 15 AUG 1977 | Right | TWR |
| | SZILAGYI Aron | 14011990000 | | 14 JAN 1990 | Right | TWR |
| ITA | MONTANO Aldo | 18111978001 | | 18 NOV 1978 | Right | TRZ |
| | OCCHIUZZI Diego | 30041981001 | | 30 APR 1981 | Right | TRZ |
| | TARANTINO Luigi | 10111972000 | | 10 NOV 1972 | Right | TRZ |
| JPN | OGAWA Satoshi | 27051983000 | | 27 MAY 1983 | Right | CQ |
| KOR | OH Eunseok | 02041983000 | | 2 APR 1983 | Left | IRZ |
| POL | KONIUSZ Marcin | 12091983001 | | 12 SEP 1983 | Right | CQ |
| ROU | COVALIU Mihai | 05111977000 | | 5 NOV 1977 | Right | IWR |
| | DUMITRESCU Rares | 24101983001 | | 24 DEC 1983 | Right | IRZ |
| | KOVALEV Nikolay | 28101986000 | | 28 OCT 1986 | Right | TWR |
| RUS | POZDNYAKOV Stanislav | 27091973000 | | 27 SEP 1973 | Right | TWR |
| | YAKIMENKO Alexey | 31101983000 | | 31 OCT 1983 | Left | TWR |
| | KEITA Mamadou | 18111984001 | | 18 NOV 1984 | Right | CQ |
| SEN | THIAM Abdoulaye | 01011984000 | | 1 JAN 1984 | Right | IRZ |
| THA | KOTHNY Wiradech | 10051979001 | | 10 MAY 1979 | Right | IRZ |
| USA | MOREHOUSE Tim | 29071978000 | | 29 JUL 1978 | Right | TRZ |
| | ROGERS Jason | 14041983001 | | 14 APR 1983 | Left | TRZ |
| | SMART Keeth | 29071978001 | | 29 JUL 1978 | Left | TRZ |
| VEN | BRAVO LOPEZ Carlos Jose | 25071973001 | | 25 JUL 1973 | Right | IRZ |

Total number of fencers: 40 (Number of substitutes :0)

Note:
All changes are available in INFO

| Legend: | Hand | HST | Host Country | IWR | Individual World Ranking |
|---------|----------------------------|---------|---------------|-----|--------------------------|
| CQ | Continental Qualifications | S | Substitute | TWR | Team World Ranking |
| IRZ | Individual Ranking by Zone | Qualif. | Qualification | | |
| WLDC | Wild Card | | | | |



ENTRY LIST BY EVENT As of 13 AUG 2008

报名名单(按项目排列) / LISTE DES INSCRITS PAR ÉPREUVE

| NOC Code | Name | License Number | Sub | Date of Birth | Hand | Qualif. Type |
|----------|-----------------------------|----------------|-----|---------------|-------|--------------|
| CHN | DONG Guotao | 08031980002 | S | 8 MAR 1980 | Left | HST |
| | LI Guojie | 15101985006 | | 15 OCT 1985 | Right | HST |
| | WANG Lei | 20031981001 | | 20 MAR 1981 | Right | HST |
| | YIN Lianchi | 12011984003 | | 12 JAN 1984 | Left | HST |
| FRA | JEANNET Fabrice | 20101980000 | | 10 OCT 1980 | Right | TWR |
| | JEANNET Jerome | 26011977000 | | 26 JAN 1977 | Right | TWR |
| | LUCENAY Jean-Michel | 25041978000 | S | 25 APR 1978 | Left | TWR |
| | ROBEIRI Ulrich | 26101982002 | | 26 OCT 1982 | Right | TWR |
| HUN | BOCZKO Gabor | 01041977000 | | 1 APR 1977 | Right | TWR |
| | IMRE Geza | 23121974000 | | 23 DEC 1974 | Left | TWR |
| | KOVACS Ivan | 08021970000 | S | 8 FEB 1970 | Left | TWR |
| | KULCSAR Krisztian | 28061971000 | | 28 JUN 1971 | Left | TWR |
| ITA | CAROZZO Stefano | 17011979002 | S | 17 JAN 1979 | Right | TWR |
| | CONFALONIERI Diego | 11041979000 | | 11 APR 1979 | Right | TWR |
| | ROTA Alfredo | 21071975000 | | 21 JUL 1975 | Left | TWR |
| | TAGLIARIOL Matteo | 07011983002 | | 7 JAN 1983 | Right | TWR |
| KOR | JU Hyunseung | 28021983001 | S | 28 FEB 1983 | Right | TRZ |
| | JUNG Jin Sun | 24011984001 | | 24 JAN 1984 | Right | TRZ |
| | KIM Seung Gu | 20051981005 | | 20 MAY 1981 | Right | TRZ |
| | KIM Won Jin | 24081984001 | | 24 AUG 1984 | Left | TRZ |
| POL | ANDRZEJUK Robert | 17071975000 | S | 17 JUL 1975 | Left | TWR |
| | MOTYKA Tomasz | 08051981002 | | 8 MAY 1981 | Left | TWR |
| | WIERCIOCH Adam | 01111980000 | | 1 NOV 1980 | Left | TWR |
| | ZAWROTNIAK Radoslaw | 02091981000 | | 2 SEP 1981 | Left | TWR |
| RSA | HARROP-ALLIN George | 06031976001 | S | 6 MAR 1976 | Right | TRZ |
| | MADUMA Sello | 26041987001 | | 26 APR 1987 | Left | TRZ |
| | TORRENTE Dario | 01051966001 | | 1 MAY 1966 | Right | TRZ |
| | WOOD Mike | 08021971000 | | 8 FEB 1971 | Left | TRZ |
| UKR | CHUMAK Dmytro | 29011980000 | | 1 APR 1980 | Left | TRZ |
| | KHVOROST Maksym | 15071982001 | | 15 JUL 1982 | Right | TRZ |
| | MEDVEDEV Vitalii | 07051983002 | S | 7 MAY 1983 | Right | TRZ |
| | NIKISHYN Bogdan | 29051980003 | | 29 MAY 1980 | Right | TRZ |
| VEN | FERNANDEZ BRICENO Silvio | 09011979001 | | 9 JAN 1979 | Right | TRZ |
| | LIMARDO GASCON Francisco A. | 27031987001 | S | 27 MAR 1987 | Right | TRZ |
| | LIMARDO GASCON Ruben D. | 03081985000 | | 3 AUG 1985 | Right | TRZ |
| | MEJIAS Wolfgang | 04031983002 | | 14 MAR 1983 | Right | TRZ |

Total number of fencers: 36 (Number of substitutes :9)

Note:
All changes are available in INFO

| Legend: | Hand | HST | IWR |
|---------|----------------------------|---------------|--------------------------|
| CQ | Continental Qualifications | Host Country | Individual World Ranking |
| IRZ | Individual Ranking by Zone | S | TWR |
| WLDC | Wild Card | Substitute | Team World Ranking |
| | TRZ | Qualification | |



ENTRY LIST BY EVENT As of 5 AUG 2008

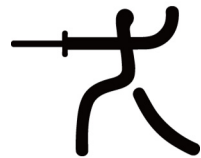
报名名单 (按项目排列) / LISTE DES INSCRITS PAR EPREUVE

| NOC Code | Name | License Number | Sub | Date of Birth | Hand | Qualif. Type |
|----------|----------------------|----------------|-----|---------------|-------|--------------|
| BLR | BUIKEVICH Aliaksandr | 19111984001 | | 19 NOV 1984 | Left | TWR |
| | LAPKES Dmitri | 04061976000 | | 4 JUN 1976 | Right | TWR |
| | PRYEMKA Valery | 15061983002 | | 15 JUN 1983 | Right | TWR |
| | ROMANOVITCH Alexei | 30081989003 | S | 30 AUG 1989 | Right | TWR |
| CHN | HUANG Yaojiang | 21031982001 | S | 21 MAR 1982 | Right | TRZ |
| | WANG Jingzhi | 28081982002 | | 28 AUG 1982 | Left | TRZ |
| | ZHONG Man | 28021983002 | | 28 FEB 1983 | Right | TRZ |
| | ZHOU Hanming | 18101980001 | | 18 OCT 1980 | Right | TRZ |
| EGY | EL SAYED Gamal Eldin | 29011985006 | | 29 JAN 1985 | Right | TRZ |
| | GIRGUIS Shadi | 11081989001 | | 11 AUG 1989 | Right | TRZ |
| | SAMIR Mahmoud | 02071981000 | | 2 JUL 1981 | Right | TRZ |
| | SHEHATA Tamim | 01011986024 | S | 1 JAN 1986 | Right | TRZ |
| FRA | ANSTETT Vincent | 26071982000 | S | 26 JUL 1982 | Right | TWR |
| | LOPEZ Nicolas | 14111980000 | | 14 NOV 1980 | Right | TWR |
| | PILLET Julien | 28091977000 | | 28 SEP 1977 | Right | TWR |
| | SANSON Boris | 07121980001 | | 7 DEC 1980 | Left | TWR |
| HUN | DECSI Tamas | 15101982001 | | 15 OCT 1982 | Right | TWR |
| | LONTAY Balazs Karoly | 18031984000 | S | 18 MAR 1984 | Right | TWR |
| | NEMCSIK Zsolt | 15081977000 | | 15 AUG 1977 | Right | TWR |
| | SZILAGYI Aron | 14011990000 | | 14 JAN 1990 | Right | TWR |
| ITA | MONTANO Aldo | 18111978001 | | 18 NOV 1978 | Right | TRZ |
| | OCCHIUZZI Diego | 30041981001 | | 30 APR 1981 | Right | TRZ |
| | PASTORE Giampiero | 07051976002 | S | 7 MAY 1976 | Right | TRZ |
| | TARANTINO Luigi | 10111972000 | | 10 NOV 1972 | Right | TRZ |
| RUS | FROSIN Alexey | 14021978000 | S | 14 FEB 1978 | Left | TWR |
| | KOVALEV Nikolay | 28101986000 | | 28 OCT 1986 | Right | TWR |
| | POZDNYAKOV Stanislav | 27091973000 | | 27 SEP 1973 | Right | TWR |
| | YAKIMENKO Alexey | 31101983000 | | 31 OCT 1983 | Left | TWR |
| USA | MOREHOUSE Tim | 29071978000 | | 29 JUL 1978 | Right | TRZ |
| | ROGERS Jason | 14041983001 | | 14 APR 1983 | Left | TRZ |
| | SMART Keeth | 29071978001 | | 29 JUL 1978 | Left | TRZ |
| | WILLIAMS James | 22091985000 | S | 22 SEP 1985 | Left | TRZ |

Total number of fencers: 32 (Number of substitutes :8)

Note:
All changes are available in INFO

| Legend: | Hand | HST | IWR |
|---------|----------------------------|---------------|--------------------------|
| CQ | Continental Qualifications | Host Country | Individual World Ranking |
| IRZ | Individual Ranking by Zone | S | TWR |
| WLDC | Wild Card | Substitute | Team World Ranking |
| | TRZ | Qualification | |



ENTRY LIST BY EVENT As of 13 AUG 2008

报名名单(按项目排列) / LISTE DES INSCRITS PAR ÉPREUVE

| NOC Code | Name | License Number | Sub | Date of Birth | Hand | Qualif. Type |
|----------|---------------------------|----------------|-----|---------------|-------|--------------|
| ALG | KHELFAOUI Anissa | 29081991001 | | 29 AUG 1991 | Right | CQ |
| AUS | HALLS Joanna | 20101973000 | | 20 OCT 1973 | Left | CQ |
| CAN | LUAN Jujie | 14071958000 | | 14 JUL 1958 | Left | IRZ |
| CHN | SU Wanwen | 02101982004 | | 2 OCT 1982 | Left | |
| | SUN Chao | 23011983000 | | 23 JAN 1983 | Right | |
| | ZHANG Lei | 23031979002 | | 23 MAR 1979 | Right | |
| CUB | COMPANY Misleydis | 06041982003 | | 6 APR 1982 | Right | CQ |
| EGY | EL GAMMAL Eman | 30091981001 | | 30 SEP 1981 | Right | |
| | EL GAMMAL Shaimaa | 30011980000 | | 30 JAN 1980 | Right | TRZ |
| | SHABAN Iman | 11011989000 | | 11 JAN 1989 | Right | TRZ |
| FRA | MAITREJEAN Corinne | 08111979000 | | 8 NOV 1979 | Right | IRZ |
| GBR | EMANUEL Martina | 26121985001 | | 26 DEC 1985 | Left | |
| GER | GOLUBYTSKYI Carolin | 19121985000 | | 19 DEC 1985 | Right | TRZ |
| | SCHACHE Anja | 29031977000 | | 29 MAR 1977 | Left | TRZ |
| | WAECHTER Katja | 28011982001 | | 28 JAN 1982 | Left | |
| HUN | KNAPEK Edina | 05101977000 | | 5 OCT 1977 | Right | TWR |
| | MOHAMED Aida | 12031976000 | | 12 MAR 1976 | Left | TWR |
| | VARGA Gabriella | 07041982000 | | 7 APR 1982 | Right | TWR |
| ISR | HATUEL Delila | 15111980001 | | 15 NOV 1980 | Right | IWR |
| ITA | GRANBASSI Margherita | 01091979001 | | 1 SEP 1979 | Right | TWR |
| | TRILLINI Giovanna | 17051970000 | | 17 MAY 1970 | Right | TWR |
| | VEZZALI Maria Valentina | 14021974000 | | 14 FEB 1974 | Right | TWR |
| JPN | SUGAWARA Chieko | 15081976000 | | 15 AUG 1976 | Left | IRZ |
| KOR | JUNG Gilok | 15091980000 | | 15 SEP 1980 | Left | |
| | NAM Hyunhee | 29091981001 | | 29 SEP 1981 | Left | |
| NED | ANGAD-GAUR Indra | 04031974003 | | 4 MAR 1974 | Right | WLDC |
| PER | DOIG Maria Luisa | 13081991000 | | 13 AUG 1991 | Right | WLDC |
| POL | GRUCHALA Sylwia | 06111981001 | | 6 NOV 1981 | Right | TWR |
| | MROCZKIEWICZ Magdalena | 28081979000 | | 28 AUG 1979 | Right | TWR |
| | WOJTKOWIAK Malgorzata | 30011982002 | | 30 JAN 1982 | Right | TWR |
| POR | NOGUEIRA Debora | 26101985000 | | 26 OCT 1985 | Right | CQ |
| ROU | STAHL Cristina | 09041978000 | | 9 APR 1978 | Right | IWR |
| RUS | LAMONOVA Evgenia | 09081983000 | | 9 AUG 1983 | Right | TWR |
| | NIKICHINA Victoria | 09091984002 | | 9 SEP 1984 | Right | TWR |
| | SHANAEVA Aida | 22041986004 | | 23 APR 1986 | Right | |
| TUN | BOUBAKRI Ines | 28121988000 | | 28 DEC 1988 | Left | IRZ |
| UKR | LELEIKO Olga | 21071977000 | | 22 JUL 1977 | Right | IRZ |
| USA | CROSS Emily | 15101986000 | | 15 OCT 1986 | Right | TRZ |
| | SMART Erinn | 12011980001 | | 12 JAN 1980 | Right | TRZ |
| | THOMPSON Hanna | 01111983002 | | 1 NOV 1983 | Left | TRZ |
| VEN | GONZALEZ PARRA Mariana I. | 17091979001 | | 17 SEP 1979 | Right | |

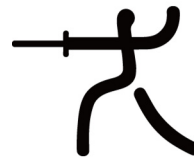


FENCING HALL
击剑馆
PAVILLON D'ESCRIME

MON 星期一 LUN
11 AUG 2008
10:00

FENCING
击剑 / ESCRIME

WOMEN'S INDIVIDUAL FOIL
女子花剑个人 / FLEURET INDIVIDUEL - FEMMES



ENTRY LIST BY EVENT As of 13 AUG 2008

报名名单 (按项目排列) / LISTE DES INSCRITS PAR ÉPREUVE

| NOC Code | Name | License Number | Sub | Date of Birth | Hand | Qualif. Type |
|----------|------|----------------|-----|---------------|------|--------------|
|----------|------|----------------|-----|---------------|------|--------------|

Total number of fencers: 41 (Number of substitutes :0)

Note:
All changes are available in INFO

| Legend: | |
|----------------|----------------------------|
| CQ | Continental Qualifications |
| IRZ | Individual Ranking by Zone |
| WLDC | Wild Card |
| Hand | Handedness |
| TRZ | Team Ranking by Zone |
| Qualif. | Qualification |
| HST | Host Country |
| S | Substitute |
| IWR | Individual World Ranking |
| TWR | Team World Ranking |



ENTRY LIST BY EVENT As of 13 AUG 2008
报名名单 (按项目排列) / LISTE DES INSCRITS PAR ÉPREUVE

| NOC Code | Name | License Number | Sub | Date of Birth | Hand | Qualif. Type |
|----------|--------------------------|----------------|-----|---------------|-------|--------------|
| ALG | BENTALEB Hadia | 18041981002 | | 31 AUG 1980 | Right | CQ |
| AUS | PARKINSON Amber | 03101976000 | | 3 OCT 1976 | Right | IWR |
| CAN | SCHALM Sherraine | 21061975001 | | 21 JUN 1975 | Right | IWR |
| CHN | LI Na | 09031981001 | | 9 MAR 1981 | Left | |
| | ZHONG Weiping | 23101981006 | | 23 OCT 1981 | Right | |
| EGY | EL SAYED Aya | 09051989002 | | 9 MAY 1989 | Left | IWR |
| FRA | FLESSEL COLOVIC Laura | 06111971000 | | 6 NOV 1971 | Left | IWR |
| | KIRALY PICOT Hajnalka | 02031971001 | | 2 MAR 1971 | Right | IWR |
| GER | DUPLITZER Imke | 28071975000 | | 28 JUL 1975 | Right | IWR |
| | HEIDEMANN Britta | 22121982000 | | 22 DEC 1982 | Right | IWR |
| HKG | YEUNG Chui Ling | 17091982002 | | 17 SEP 1982 | Right | IRZ |
| HUN | MINCZA-NEBALD Ildiko | 06111969000 | | 6 NOV 1969 | Right | |
| | SZASZ Emese | 07091982003 | | 7 SEP 1982 | Left | IWR |
| ISR | MILLS Noam | 27051986000 | | 27 MAY 1986 | Left | CQ |
| JPN | HARADA Megumi | 01081979001 | | 1 AUG 1979 | Right | CQ |
| KOR | JUNG Hyo Jung | 26011984006 | | 26 JAN 1984 | Left | |
| PAN | JIMENEZ LUNA Jesika | 08061980000 | | 8 JUN 1980 | Right | CQ |
| ROU | BRANZA Ana Maria | 26111984000 | | 26 NOV 1984 | Left | IRZ |
| RUS | LOGUNOVA Tatiana | 03071980000 | | 3 JUL 1980 | Right | IWR |
| | SHUTOVA Liubov | 25061983000 | | 25 JUN 1983 | Right | IWR |
| SUI | LAMON Sophie | 08021985000 | | 8 FEB 1985 | Right | IRZ |
| SWE | SAMUELSSON Emma | 17101988000 | | 17 OCT 1988 | Left | WLDC |
| UKR | SHEMYAKINA Yana | 05011986002 | | 5 JAN 1986 | Right | CQ |
| USA | HURLEY Kelley | 04041988000 | | 4 APR 1988 | Left | IRZ |
| VEN | MARTINEZ GASCON Maria G. | 03011983004 | | 3 JAN 1983 | Right | |

Total number of fencers: 25 (Number of substitutes :0)

Note:
All changes are available in INFO

| Legend: | Hand | HST | IWR |
|---------|----------------------------|---------------|--------------------------|
| CQ | Continental Qualifications | Host Country | Individual World Ranking |
| IRZ | Individual Ranking by Zone | S | TWR |
| WLDC | Wild Card | Substitute | Team World Ranking |
| | TRZ | Qualif. | |
| | Team Ranking by Zone | Qualification | |



ENTRY LIST BY EVENT As of 5 AUG 2008

报名名单(按项目排列) / LISTE DES INSCRITS PAR EPREUVE

| NOC Code | Name | License Number | Sub | Date of Birth | Hand | Qualif. Type |
|----------|--------------------------|----------------|-----|---------------|-------|--------------|
| CAN | CLOUTIER Julie | 24041986000 | | 24 APR 1986 | Right | TRZ |
| | OVTCHINNIKOVA Olga | 06021987002 | | 6 FEB 1987 | Left | TRZ |
| | SASSINE Sandra | 28091979002 | | 28 SEP 1979 | Right | TRZ |
| CHN | BAO Yingying | 06111983001 | | 6 NOV 1983 | Left | TRZ |
| | HUANG Haiyang | 01111985001 | | 1 NOV 1985 | Right | TRZ |
| | TAN Xue | 30011984000 | | 30 JAN 1984 | Left | TRZ |
| CUB | GONZALEZ POZO Mailyn | 29121981000 | | 29 DEC 1980 | Right | CQ |
| ESP | NAVARRO Araceli | 09081989000 | | 9 AUG 1989 | Right | CQ |
| FRA | PERRUS Leonore | 22041984001 | | 22 APR 1984 | Right | TWR |
| | TOUYA Anne-Lise | 19101981000 | | 19 OCT 1981 | Left | TWR |
| | VERGNE Carole | 07081985001 | | 7 AUG 1985 | Right | TWR |
| GER | BUJDOSO Alexandra | 05031990001 | | 5 MAR 1990 | Right | IWR |
| HKG | CHOW Tsz Ki | 12101982000 | | 12 OCT 1982 | Right | IRZ |
| HUN | NAGY Orsolya | 17111977000 | | 17 NOV 1977 | Right | IWR |
| IRL | BYRNE Siobhan Claire | 13081984000 | | 13 AUG 1984 | Right | CQ |
| ITA | BIANCO Ilaria | 29051980002 | | 29 MAY 1980 | Right | IWR |
| | MARZOCCA Gioia | 22061979000 | | 22 JUN 1979 | Right | IRZ |
| JPN | HISAGAE Madoka | 11011979000 | | 11 JAN 1979 | Right | CQ |
| KOR | KIM Keumhwa | 21071982004 | | 21 JUL 1982 | Right | IWR |
| | LEE Shinmi | 15051983004 | | 15 MAY 1983 | Right | IRZ |
| MEX | LARIOS Angelica | 13031981000 | | 13 MAR 1981 | Right | IRZ |
| POL | JOZWIAK Bogna | 05041983003 | | 25 APR 1983 | Right | TRZ |
| | SOCHA Aleksandra | 30031982000 | | 30 MAR 1982 | Right | TRZ |
| | WIECKOWSKA Irena | 17021982000 | | 17 FEB 1982 | Right | TRZ |
| RSA | CHETTY Jyoti | 26011982003 | | 26 JAN 1982 | Right | TRZ |
| | du PLOOY Adele | 11101980001 | | 11 OCT 1980 | Right | TRZ |
| | WOOD Elvira | 21091973002 | | 21 SEP 1973 | Right | TRZ |
| RUS | DYACHENKO Ekaterina | 31081987000 | | 31 AUG 1987 | Right | TWR |
| | NECHAEVA Elena | 14061979000 | | 14 JUN 1979 | Right | TWR |
| | VELIKAYA Sofiya | 08061985003 | | 8 JUN 1985 | Right | TWR |
| SEN | TOURE Nafi | 06091971000 | | 6 SEP 1971 | Right | CQ |
| TUN | BESBES Azza | 28111990001 | | 28 NOV 1990 | Right | IRZ |
| UKR | KHARLAN Olga | 04091990000 | | 4 SEP 1990 | Right | TWR |
| | KHOMROVA Olena | 16051987003 | | 16 MAY 1987 | Right | TWR |
| | PUNDYK Halyna | 07111987005 | | 7 NOV 1987 | Right | TWR |
| USA | JACOBSON Sada | 14021983002 | | 14 FEB 1983 | Left | TWR |
| | WARD Becca | 07021990000 | | 7 FEB 1990 | Right | TWR |
| | ZAGUNIS Mariel | 03031985001 | | 3 MAR 1985 | Left | TWR |
| VEN | BENITEZ ROMERO Alejandra | 07071980001 | | 7 JUL 1980 | Right | IRZ |

Total number of fencers: 39 (Number of substitutes :0)

Note:
All changes are available in INFO

| Legend: | Hand | HST | Host Country | IWR | Individual World Ranking |
|---------|----------------------------|---------|---------------|-----|--------------------------|
| CQ | Continental Qualifications | S | Substitute | TWR | Team World Ranking |
| IRZ | Individual Ranking by Zone | Qualif. | Qualification | | |
| WLDC | Wild Card | | | | |



ENTRY LIST BY EVENT As of 5 AUG 2008

报名名单 (按项目排列) / LISTE DES INSCRITS PAR EPREUVE

| NOC Code | Name | License Number | Sub | Date of Birth | Hand | Qualif. Type |
|----------|-------------------------|----------------|-----|---------------|-------|--------------|
| CHN | HUANG Jialing | 03081982004 | S | 3 AUG 1982 | Right | TRZ |
| | SU Wanwen | 02101982004 | | 2 OCT 1982 | Left | TRZ |
| | SUN Chao | 23011983000 | | 23 JAN 1983 | Right | TRZ |
| | ZHANG Lei | 23031979002 | | 23 MAR 1979 | Right | TRZ |
| EGY | EL GAMMAL Iman | 30091981001 | | 30 SEP 1981 | Right | TRZ |
| | EL GAMMAL Shaimaa | 30011980000 | | 30 JAN 1980 | Right | TRZ |
| | SHABAN Iman | 11011989000 | | 11 JAN 1989 | Right | TRZ |
| | SWAIF Salma | 11081987004 | S | 11 AUG 1987 | Right | TRZ |
| GER | GOLUBYTSKYI Carolin | 19121985000 | | 19 DEC 1985 | Right | TRZ |
| | SCHACHE Anja | 29031977000 | | 29 MAR 1977 | Left | TRZ |
| | WACHTER Katja | 28011982001 | | 28 JAN 1982 | Left | TRZ |
| | WOLGAST Melanie | 09061981001 | S | 9 JUN 1981 | Left | TRZ |
| HUN | KNAPEK Edina | 05101977000 | | 5 OCT 1977 | Right | TWR |
| | MOHAMED Aida | 12031976000 | | 12 MAR 1976 | Left | TWR |
| | UJLAKI Virginie | 13021984006 | S | 13 FEB 1984 | Right | TWR |
| | VARGA Gabriella | 07041982000 | | 7 APR 1982 | Right | TWR |
| ITA | GRANBASSI Margherita | 01091979001 | | 1 SEP 1979 | Right | TWR |
| | SALVATORI Ilaria | 05021979000 | S | 5 FEB 1979 | Right | TWR |
| | TRILLINI Giovanna | 17051970000 | | 17 MAY 1970 | Right | TWR |
| | VEZZALI Maria Valentina | 14021974000 | | 14 FEB 1974 | Right | TWR |
| POL | CHLEWINSKA Karolina | 08111983000 | S | 8 NOV 1983 | Right | TWR |
| | GRUCHALA Sylwia | 06111981001 | | 6 NOV 1981 | Right | TWR |
| | MROCKIEWICZ Magdalena | 28081979000 | | 28 AUG 1979 | Right | TWR |
| | WOJTKOWIAK Malgorzata | 30011982002 | | 30 JAN 1982 | Right | TWR |
| RUS | BOYKO Svetlana | 13041972000 | S | 13 APR 1972 | Right | TWR |
| | CHANAIEVA Aida | 22041986004 | | 23 APR 1986 | Right | TWR |
| | LAMONOVA Evgenia | 09081983000 | | 9 AUG 1983 | Right | TWR |
| | NIKICHINA Victoria | 09091984002 | | 9 SEP 1984 | Right | TWR |
| USA | CROSS Emily | 15101986000 | | 15 OCT 1986 | Right | TRZ |
| | SMART Erinn | 12011980001 | | 12 JAN 1980 | Right | TRZ |
| | THOMPSON Hanna | 01111983002 | | 1 NOV 1983 | Left | TRZ |
| | WILLETTE Doris | 11021988000 | S | 11 FEB 1988 | Right | TRZ |

Total number of fencers: 32 (Number of substitutes :8)

Note:
All changes are available in INFO

| Legend: | Hand | HST | IWR |
|---------|----------------------------|---------------|--------------------------|
| CQ | Continental Qualifications | Host Country | Individual World Ranking |
| IRZ | Individual Ranking by Zone | S | TWR |
| WLDC | Wild Card | Substitute | Team World Ranking |
| | TRZ | Qualification | |



ENTRY LIST BY EVENT As of 5 AUG 2008

报名名单(按项目排列) / LISTE DES INSCRITS PAR EPREUVE

| NOC Code | Name | License Number | Sub | Date of Birth | Hand | Qualif. Type |
|----------|----------------------|----------------|-----|---------------|-------|--------------|
| CAN | CLOUTIER Julie | 24041986000 | | 24 APR 1986 | Right | TWR |
| | OVTCHINNIKOVA Olga | 06021987002 | | 6 FEB 1987 | Left | TWR |
| | SASCHENBRECKER Wendy | 24061976000 | S | 24 JUN 1976 | Right | TWR |
| CHN | SASSINE Sandra | 28091979002 | | 28 SEP 1979 | Right | TWR |
| | BAO Yingying | 06111983001 | | 6 NOV 1983 | Left | TRZ |
| | HUANG Haiyang | 01111985001 | | 1 NOV 1985 | Right | TRZ |
| | NI Hong | 28021986006 | S | 28 FEB 1986 | Right | TRZ |
| FRA | TAN Xue | 30011984000 | | 30 JAN 1984 | Left | TRZ |
| | MARY Solenn | 02031981001 | S | 2 MAR 1981 | Left | TWR |
| | PERRUS Leonore | 22041984001 | | 22 APR 1984 | Right | TWR |
| | TOUYA Anne-Lise | 19101981000 | | 19 OCT 1981 | Left | TWR |
| POL | VERGNE Carole | 07081985001 | | 7 AUG 1985 | Right | TWR |
| | JOZWIAK Bogna | 05041983003 | | 25 APR 1983 | Right | TRZ |
| | KOZACZUK Malgorzata | 06061988001 | S | 6 JUN 1988 | Left | TRZ |
| | SOCHA Aleksandra | 30031982000 | | 30 MAR 1982 | Right | TRZ |
| RSA | WIECKOWSKA Irena | 17021982000 | | 17 FEB 1982 | Right | TRZ |
| | CHETTY Jyoti | 26011982003 | | 26 JAN 1982 | Right | TRZ |
| | du PLOOY Adele | 11101980001 | | 11 OCT 1980 | Right | TRZ |
| | GOSHER Shelley | 20061979000 | S | 20 JUN 1979 | Right | TRZ |
| RUS | WOOD Elvira | 21091973002 | | 21 SEP 1973 | Right | TRZ |
| | DYACHENKO Ekaterina | 31081987000 | | 31 AUG 1987 | Right | TWR |
| | FEDORKINA Ekaterina | 29011983000 | S | 29 JAN 1983 | Left | TWR |
| | NECHAEVA Elena | 14061979000 | | 14 JUN 1979 | Right | TWR |
| UKR | VELIKAYA Sofiya | 08061985003 | | 8 JUN 1985 | Right | TWR |
| | KHARLAN Olga | 04091990000 | | 4 SEP 1990 | Right | TWR |
| | KHOMROVA Olena | 16051987003 | | 16 MAY 1987 | Right | TWR |
| | PUNDYK Halyna | 07111987005 | | 7 NOV 1987 | Right | TWR |
| USA | ZHOVNIR Olha | 08061989002 | S | 18 JUN 1989 | Right | TWR |
| | JACOBSON Sada | 14021983002 | | 14 FEB 1983 | Left | TWR |
| | WARD Becca | 07021990000 | | 7 FEB 1990 | Right | TWR |
| | WOZNIAK Dagmara | 01071988000 | S | 1 JUL 1988 | Left | TWR |
| | ZAGUNIS Mariel | 03031985001 | | 3 MAR 1985 | Left | TWR |

Total number of fencers: 32 (Number of substitutes :8)

Note:
All changes are available in INFO

| Legend: | Hand | HST | IWR |
|---------|----------------------------|---------------|--------------------------|
| CQ | Continental Qualifications | Host Country | Individual World Ranking |
| IRZ | Individual Ranking by Zone | S | TWR |
| WLDC | Wild Card | Substitute | Team World Ranking |
| | TRZ | Qualification | |
| | Qualif. | | |



MEDAL STANDINGS As of 17 AUG 2008
奖牌榜 / CLASSEMENT DES MÉDAILLES

After 10 of 10 Events

| Rank | NOC | Men | | | | Women | | | | Team | | | | Total | | | | Rank By Total |
|---------------|----------------------------------|----------|----------|----------|----------|----------|----------|----------|----------|----------|----------|----------|-----------|-----------|-----------|-----------|-----------|---------------|
| | | G | S | B | Tot | G | S | B | Tot | G | S | B | Tot | G | S | B | Tot | |
| 1 | FRA - France | | 2 | | 2 | | | | | 2 | | | 2 | 2 | 2 | | 4 | 3 |
| 2 | ITA - Italy | 1 | | 1 | 2 | 1 | | 1 | 2 | | | 3 | 3 | 2 | | 5 | 7 | 1 |
| 3 | GER - Germany | 1 | | | 1 | 1 | | | 1 | | | | | 2 | | | 2 | =4 |
| 4 | USA - United States | | | | | 1 | 1 | 1 | 3 | | 2 | 1 | 3 | 1 | 3 | 2 | 6 | 2 |
| 5 | CHN - People's Republic of China | 1 | | | 1 | | | | | | 1 | | 1 | 1 | 1 | | 2 | =4 |
| 6 | RUS - Russian Fed. | | | | | | | | | 1 | | | 1 | 1 | | | 1 | =7 |
| 6 | UKR - Ukraine | | | | | | | | | 1 | | | 1 | 1 | | | 1 | =7 |
| 8 | ROU - Romania | | | 1 | 1 | | 1 | | 1 | | | | | | 1 | 1 | 2 | =4 |
| 9 | JPN - Japan | | 1 | | 1 | | | | | | | | | | 1 | | 1 | =7 |
| 9 | KOR - Korea | | | | | | 1 | | 1 | | | | | | 1 | | 1 | =7 |
| 9 | POL - Poland | | | | | | | | | | 1 | | 1 | | 1 | | 1 | =7 |
| 12 | ESP - Spain | | | 1 | 1 | | | | | | | | | | | 1 | 1 | =7 |
| 12 | HUN - Hungary | | | | | | | 1 | 1 | | | | | | | 1 | 1 | =7 |
| Total: | | 3 | 3 | 3 | 9 | 3 | 3 | 3 | 9 | 4 | 4 | 4 | 12 | 10 | 10 | 10 | 30 | |

Legend:
G Gold **S** Silver **B** Bronze **Tot** Total
 = Equal sign indicates that two or more NOCs share the same rank by total

Medallists by Event



AFTER 10 OF 10 EVENTS / AS OF 17 AUG 2008

Fencing

GO!

| Event | Date | Medal | Name | NOC | |
|--|---------------------------------------|---------------------|---|---------------------|---------------------|
| Women's Individual Sabre | 9 AUG 2008 | GOLD | ZAGUNIS Mariel | USA | |
| | | SILVER | JACOBSON Sada | USA | |
| | | BRONZE | WARD Becca | USA | |
| Men's Individual Epee | 10 AUG 2008 | GOLD | TAGLIARIOL Matteo | ITA | |
| | | SILVER | JEANNET Fabrice | FRA | |
| | | BRONZE | ABAJO Jose Luis | ESP | |
| Women's Individual Foil | 11 AUG 2008 | GOLD | VEZZALI Maria Valentina | ITA | |
| | | SILVER | NAM Hyunhee | KOR | |
| | | BRONZE | GRANBASSI Margherita | ITA | |
| Men's Individual Sabre | 12 AUG 2008 | GOLD | ZHONG Man | CHN | |
| | | SILVER | LOPEZ Nicolas | FRA | |
| | | BRONZE | COVALIU Mihai | ROU | |
| Men's Individual Foil | 13 AUG 2008 | GOLD | KLEIBRINK Benjamin Philip | GER | |
| | | SILVER | OTA Yuki | JPN | |
| | | BRONZE | SANZO Salvatore | ITA | |
| Women's Individual Epee | 13 AUG 2008 | GOLD | HEIDEMANN Britta | GER | |
| | | SILVER | BRANZA Ana Maria | ROU | |
| | | BRONZE | MINCZA-NEBALD Ildiko | HUN | |
| Women's Team Sabre | 14 AUG 2008 | GOLD | KHARLAN Olga | UKR | |
| | | | KHOMROVA Olena | | |
| | | | PUNDYK Halyna | | |
| | | SILVER | ZHOVNIR Olha (S) | CHN | |
| | | | BAO Yingying | | |
| | | | HUANG Haiyang | | |
| BRONZE | NI Hong (S) | USA | | | |
| | TAN Xue | | | | |
| | JACOBSON Sada | | | | |
| Men's Team Epee | 15 AUG 2008 | GOLD | JEANNET Fabrice | FRA | |
| | | | JEANNET Jerome | | |
| | | SILVER | ROBEIRI Ulrich | | POL |
| | | | ANDRZEJUK Robert (S) | | |
| | | | MOTYKA Tomasz | | |
| | | BRONZE | WIERCIOCH Adam | | ITA |
| ZAWROTNIAK Radoslaw | | | | | |
| CAROZZO Stefano (S) | | | | | |
| Women's Team Foil | 16 AUG 2008 | GOLD | CONFALONIERI Diego | ITA | |
| | | | ROTA Alfredo | | |
| | | | TAGLIARIOL Matteo | | |
| | | SILVER | BOYKO Svetlana (S) | RUS | |
| | | | LAMONOVA Evgenia | | |
| | | | NIKICHINA Victoria | | |
| BRONZE | SHANAeva Aida | USA | | | |
| | CROSS Emily | | | | |
| | SMART Erinn | | | | |
| Men's Team Sabre | 17 AUG 2008 | GOLD | THOMPSON Hanna | ITA | |
| | | | GRANBASSI Margherita | | |
| | | | SALVATORI Ilaria (S) | | |
| | | SILVER | TRILLINI Giovanna | | USA |
| | | | VEZZALI Maria Valentina | | |
| | | | LOPEZ Nicolas | | |
| BRONZE | PILLET Julien | FRA | | | |
| | SANSON Boris | | | | |
| | MOREHOUSE Tim | | | | |
| | ROGERS Jason | | | | |
| | SMART Keeth | | | | |
| | WILLIAMS James (S) | | | | |
| GOLD | MONTANO Aldo | ITA | | | |
| | OCCHIUZZI Diego | | | | |
| | PASTORE Giampiero (S) | | | | |

Legend

S - Substitute

19:42:46 17 AUG 2008

FE0000000_C93 11.0



PLACING TABLE As of 17 AUG 2008
NOC排名 / PLACEMENT PAR CNO

| Rank | NOC Code | Total Points | Epee | | | Foil | | | Sabre | | |
|------|----------|--------------|------|-----|-----|------|-----|-----|-------|-----|-----|
| | | | M | W | T | M | W | T | M | W | T |
| 1 | ITA | 816 | 150 | | 80 | 102 | 210 | 80 | 78 | 36 | 80 |
| 2 | CHN | 806 | 48 | 78 | 72 | 96 | 60 | 60 | 132 | 96 | 164 |
| 3 | FRA | 802 | 126 | 66 | 128 | 66 | 24 | | 156 | 36 | 200 |
| 4 | USA | 672 | 12 | 12 | | 24 | 36 | 104 | 66 | 234 | 184 |
| 5 | RUS | 546 | 12 | 54 | | | 90 | 128 | 36 | 90 | 136 |
| 6 | HUN | 528 | 90 | 84 | 64 | | 90 | 72 | 48 | 24 | 56 |
| 7 | GER | 454 | | 138 | | 138 | 78 | 64 | 24 | 12 | |
| 8 | POL | 412 | 60 | | 104 | 24 | 36 | 56 | 12 | 60 | 60 |
| 9 | UKR | 328 | 48 | 12 | 56 | | 6 | | | 78 | 128 |
| 10 | KOR | 316 | 66 | 24 | 52 | 24 | 90 | | 24 | 36 | |
| 11 | CAN | 194 | 24 | 24 | | 24 | 12 | | 12 | 42 | 56 |
| 12 | JPN | 192 | 6 | 24 | | 102 | 42 | | 6 | 12 | |
| 13 | ROU | 186 | | 78 | | 12 | 12 | | 84 | | |
| 14 | EGY | 176 | 6 | 12 | | 12 | 24 | 52 | 18 | | 52 |
| 15 | ESP | 150 | 60 | | | 12 | | | 66 | 12 | |
| 16 | VEN | 144 | 42 | 12 | 60 | | 12 | | 6 | 12 | |
| 17 | RSA | 138 | 18 | | 50 | | | | | 18 | 52 |
| 18 | BLR | 130 | | | | | | | 66 | | 64 |
| 19 | NED | 54 | 42 | | | | 12 | | | | |
| 20 | SUI | 48 | 24 | 24 | | | | | | | |
| 20 | TUN | 48 | | | | | 6 | | | 42 | |
| 22 | SWE | 42 | | 42 | | | | | | | |
| 23 | GBR | 36 | | | | 24 | 6 | | 6 | | |
| 23 | HKG | 36 | | 12 | | 12 | | | | 12 | |
| 23 | ISR | 36 | | 12 | | 12 | 12 | | | | |
| 26 | AUT | 24 | | | | 24 | | | | | |
| 26 | BRA | 24 | | | | 12 | | | 12 | | |
| 26 | CUB | 24 | | | | | 12 | | | 12 | |
| 26 | PAN | 24 | | 24 | | | | | | | |
| 26 | SEN | 24 | | | | | | | 18 | 6 | |
| 26 | THA | 24 | | | | 12 | | | 12 | | |
| 32 | ALG | 18 | | 12 | | | 6 | | | | |
| 32 | AUS | 18 | | 12 | | | 6 | | | | |
| 32 | MAR | 18 | 6 | | | 12 | | | | | |
| 32 | POR | 18 | 12 | | | | 6 | | | | |
| 36 | ARG | 12 | | | | 12 | | | | | |

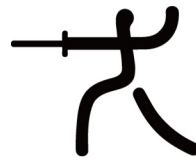


PLACING TABLE As of 17 AUG 2008
NOC排名 / PLACEMENT PAR CNO

| Rank | NOC Code | Total Points | Epee | | | Foil | | | Sabre | | |
|------|----------|--------------|------|---|---|------|---|---|-------|---|---|
| | | | M | W | T | M | W | T | M | W | T |
| 36 | CHI | 12 | 12 | | | | | | | | |
| 36 | EST | 12 | 12 | | | | | | | | |
| 36 | NOR | 12 | 12 | | | | | | | | |
| 36 | QAT | 12 | | | | 12 | | | | | |
| 41 | BUR | 6 | | | | | | | 6 | | |
| 41 | IRL | 6 | | | | | | | | 6 | |
| 41 | KGZ | 6 | 6 | | | | | | | | |
| 41 | MEX | 6 | | | | | | | | 6 | |
| 41 | PER | 6 | | | | | 6 | | | | |

Note:
FIE calculation algorithm explanation for placing table points

Legend:
M Men W Women T Team



OLYMPIC SEEDING INDIVIDUAL As of 7 AUG 2008

奥林匹克个人种子位置 / CLASSEMENT OLYMPIQUE DES TÊTES DE SÉRIE (INDIVIDUEL)

| Olympic Seed | FIE Ranking (01 AUG 2008) | Name | NOC |
|------------------|---------------------------|--------------------------------|----------------------------------|
| 1 | 1 | HEIDEMANN Britta | GER - Germany |
| 2 | 2 | BRANZA Ana Maria | ROU - Romania |
| 3 | 3 | LI Na | CHN - People's Republic of China |
| 4 | 4 | DUPLITZER Imke | GER - Germany |
| 5 | 5 | SCHALM Sherraine | CAN - Canada |
| 6 | 6 | ZHONG Weiping | CHN - People's Republic of China |
| 7 | 7 | SHUTOVA Liubov | RUS - Russian Fed. |
| 8 | 8 | KIRALY PICOT Hajnalka | FRA - France |
| 9 | 10 | SZASZ Emese | HUN - Hungary |
| 10 | 11 | LOGUNOVA Tatiana | RUS - Russian Fed. |
| 11 | 12 | MINCZA-NEBALD Ildiko | HUN - Hungary |
| 12 | 14 | FLESSEL COLOVIC Laura | FRA - France |
| 13 | 18 | SHEMYAKINA Yana | UKR - Ukraine |
| 14 | 26 | LAMON Sophie | SUI - Switzerland |
| 15 | 28 | HYO JUNG Jung | KOR - Korea |
| 16 | 33 | HARADA Megumi | JPN - Japan |
| 17 | 36 | PARKINSON Amber | AUS - Australia |
| 18 | 38 | HURLEY Kelley | USA - United States |
| 19 | 40 | JIMENEZ LUNA Jesika | PAN - Panama |
| 20 | 46 | MARTINEZ GASCON Maria Gabriela | VEN - Venezuela |
| 21 | 48 | MILLS Noam | ISR - Israel |
| 22 | 56 | YEUNG Chui Ling | HKG - Hong Kong, China |
| 23 | 69 | SAMUELSSON Emma | SWE - Sweden |
| 24 | 73 | BENTALEB Hadia | ALG - Algeria |
| 25 | N | EL SAYED Aya | EGY - Egypt |
| Total: 25 | | | |

Note:
 All changes are available in INFO

Legend:
 N Fencer has no FIE Rank



RESULTS BRACKET

淘汰表 (个人) / TABLEAU DES MATCHS AVEC RÉSULTATS

| D# | Round of 32 | Round of 16 | Quarterfinals | Semifinals | Final |
|----------|--|---------------------------|----------------------------|---------------------------|--------------------------|
| 1 32 | HEIDEMANN Britta GER Bye | HEIDEMANN B | HEIDEMANN B 12-5 | HEIDEMANN B 15-10 | GOLD MEDAL BOUT |
| 17 16 | HURLEY Kelley USA JUNG Hyo Jung KOR | JUNG HJ 15-6 | HEIDEMANN B 12-5 | HEIDEMANN B 15-10 | |
| 9 24 | LOGUNOVA Tatiana RUS SAMUELSSON Emma SWE | SAMUELSSON E 15-6 | SAMUELSSON E 15-13 | HEIDEMANN B 15-10 | |
| 25 8 | EL SAYED Aya EGY KIRALY PICOT Hajnalka FRA | KIRALY PICOT H 15-7 | SAMUELSSON E 15-13 | HEIDEMANN B 15-10 | |
| 5 28 | ZHONG Weiping CHN Bye | ZHONG W | FLESSEL COLOVIC L 13-11 | HEIDEMANN B 15-13 | |
| 21 12 | MILLS Noam ISR FLESSEL COLOVIC Laura FRA | FLESSEL COLOVIC L 15-8 | FLESSEL COLOVIC L 13-11 | HEIDEMANN B 15-13 | |
| 13 20 | LAMON Sophie SUI MARTINEZ GASCON Maria G. VEN | LAMON S 15-9 | LI N 15-10 | HEIDEMANN B 15-13 | |
| 29 4 | Bye LI Na CHN | LI N | LI N 15-10 | HEIDEMANN B 15-13 | |
| 3 30 | DUPLITZER Imke GER Bye | DUPLITZER I | DUPLITZER I 15-10 | HEIDEMANN B 15-11 | |
| 19 14 | JIMENEZ LUNA Jesika PAN SHEMYAKINA Yana UKR | JIMENEZ LUNA J 15-13 | DUPLITZER I 15-10 | HEIDEMANN B 15-11 | |
| 11 22 | MINCZA-NEBALD Ildiko HUN YEUNG Chui Ling HKG | MINCZA-NEBALD I 15-11 | MINCZA-NEBALD I 15-13 | MINCZA-NEBALD I 15-11 | |
| 27 6 | Bye SCHALM Sherraine CAN | SCHALM S | MINCZA-NEBALD I 15-13 | MINCZA-NEBALD I 15-11 | |
| 7 26 | SHUTOVA Liubov RUS Bye | SHUTOVA L | SHUTOVA L 15-12 | BRANZA AM 15-14 | |
| 23 10 | BENTALEB Hadia ALG SZASZ Emese HUN | SZASZ E 15-4 | SHUTOVA L 15-12 | BRANZA AM 15-14 | |
| 15 18 | HARADA Megumi JPN PARKINSON Amber AUS | HARADA M 15-9 | BRANZA AM 15-13 | BRANZA AM 15-14 | |
| 31 2 | Bye BRANZA Ana Maria ROU | BRANZA AM | BRANZA AM 15-11 | BRANZA AM 15-14 | |
| | | | | LI N(CHN) | BRONZE MEDAL BOUT |
| | | | | MINCZA-NEBALD Ildiko(HUN) | |
| | | | | | MINCZA-NEBALD I 15-11 |

Legend:
D# Draw number



FINAL STANDINGS As of 13 AUG 2008
最后排名 / CLASSEMENT FINAL

| Rank | Name | NOC | Medal |
|-------|--------------------------|----------------------|--------|
| 1 | HEIDEMANN Britta | GER - Germany | Gold |
| 2 | BRANZA Ana Maria | ROU - Romania | Silver |
| 3 | MINCZA-NEBALD Ildiko | HUN - Hungary | Bronze |
| 4 | LI Na | CHN - China | |
| 5 | DUPLITZER Imke | GER - Germany | |
| 6 | SHUTOVA Liubov | RUS - Russian Fed. | |
| 7 | FLESSEL COLOVIC Laura | FRA - France | |
| 8 | SAMUELSSON Emma | SWE - Sweden | |
| ----- | | | |
| 9 | SCHALM Sherraine | CAN - Canada | |
| 10 | ZHONG Weiping | CHN - China | |
| 11 | KIRALY PICOT Hajnalka | FRA - France | |
| 12 | SZASZ Emese | HUN - Hungary | |
| 13 | LAMON Sophie | SUI - Switzerland | |
| 14 | JUNG Hyo Jung | KOR - Korea | |
| 15 | HARADA Megumi | JPN - Japan | |
| 16 | JIMENEZ LUNA Jesika | PAN - Panama | |
| ----- | | | |
| 17 | LOGUNOVA Tatiana | RUS - Russian Fed. | |
| 18 | SHEMYAKINA Yana | UKR - Ukraine | |
| 19 | PARKINSON Amber | AUS - Australia | |
| 20 | HURLEY Kelley | USA - United States | |
| 21 | MARTINEZ GASCON Maria G. | VEN - Venezuela | |
| 22 | MILLS Noam | ISR - Israel | |
| 23 | YEUNG Chui Ling | HKG - Hong Kg, China | |
| 24 | BENTALEB Hadia | ALG - Algeria | |
| 25 | EL SAYED Aya | EGY - Egypt | |



BOUT RESULTS

比赛成绩 (个人) / RÉSULTATS PAR COMBAT

| | | | |
|------|---|-------|---|
| BOUT | 1 | PISTE | Y |
|------|---|-------|---|

| Seed | Name | NOC Code | Score | | Score | Seed | Name | NOC Code |
|------|---------------|----------|-------|---|-------|------|---------------|----------|
| 18 | HURLEY Kelley | USA | 6 | - | 15 | 15 | JUNG Hyo Jung | KOR |
| | | | D | | V | | | |

| Seed | Name | NOC Code | 1st | | | | | | | | | | 2nd | | | | | | | | | |
|------|---------------|----------|-----|---|---|---|---|---|---|---|---|----|-----|---|----|----|----|----|----|----|----|----|
| | | | 1 | 2 | 3 | 4 | 5 | 6 | 7 | 8 | 9 | 10 | 1 | 2 | 3 | 4 | 5 | 6 | | | | |
| 18 | HURLEY Kelley | USA | 1 | 1 | 1 | 2 | 2 | 2 | 2 | 2 | 2 | 3 | 3 | 3 | 3 | 4 | 5 | 5 | 5 | 5 | 5 | 6 |
| 15 | JUNG Hyo Jung | KOR | 0 | 1 | 2 | 2 | 3 | 4 | 5 | 6 | 7 | 7 | 8 | 9 | 10 | 10 | 10 | 11 | 12 | 13 | 14 | 14 |

| 3rd | | | |
|-----|---------------|-----|----|
| 18 | HURLEY Kelley | USA | 6 |
| 15 | JUNG Hyo Jung | KOR | 15 |

| Warnings and Penalties | Bout Time | Overtime | Warnings and Penalties |
|---------------------------------------|-----------|----------|------------------------|
| Yellow card: 0 | 7:00 | -- | Yellow card: 0 |
| Red card: 0 | | | Red card: 0 |
| Black card: 0 | | | Black card: 0 |
| Referee: VAZQUEZ Daniel (ESP) | | | |
| Assistant: SACH David (GBR) | | | |
| Assistant: TROIS de AVILA Regis (BRA) | | | |

| | | | | | | |
|----------------|---------------------------|-----|----------------------------|-----|---------------------------|----------|
| Legend: | | | | | | |
| 1st | Result after first period | 2nd | Result after second period | 3rd | Result after third period | D Defeat |
| V | Victory | Y | Yellow | | | |



BOUT RESULTS

比赛成绩 (个人) / RÉSULTATS PAR COMBAT

| | | | |
|------|---|-------|---|
| BOUT | 2 | PISTE | Y |
|------|---|-------|---|

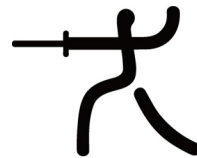
| Seed | Name | NOC Code | Score | | Score | Seed | Name | NOC Code |
|------|------------------|----------|-------|---|-------|------|-----------------|----------|
| 10 | LOGUNOVA Tatiana | RUS | 6 | - | 15 | 23 | SAMUELSSON Emma | SWE |
| | | | D | | V | | | |

| | | | 1st | | | | | | | | | | 2nd | | | | | | | | | |
|----|------------------|-----|-----|---|---|---|---|---|---|---|---|---|-----|---|---|---|---|----|----|----|----|----|
| 10 | LOGUNOVA Tatiana | RUS | 0 | 0 | 0 | 1 | 1 | 1 | 1 | 1 | 2 | 2 | 3 | 3 | 4 | 4 | 5 | 5 | 5 | 5 | 5 | 5 |
| 23 | SAMUELSSON Emma | SWE | 0 | 1 | 2 | 2 | 3 | 4 | 5 | 6 | 6 | 7 | 7 | 8 | 8 | 9 | 9 | 10 | 11 | 12 | 13 | 14 |

| | | | 3rd | |
|----|------------------|-----|-----|----|
| 10 | LOGUNOVA Tatiana | RUS | 5 | 6 |
| 23 | SAMUELSSON Emma | SWE | 15 | 15 |

| Warnings and Penalties | Bout Time | Overtime | Warnings and Penalties |
|---------------------------------|-----------|----------|------------------------|
| Yellow card: 1 | 5:40 | -- | Yellow card: 1 |
| Red card: 0 | | | Red card: 0 |
| Black card: 0 | | | Black card: 0 |
| Referee: GANA Ahmed (ALG) | | | |
| Assistant: VAZQUEZ Daniel (ESP) | | | |
| Assistant: SACH David (GBR) | | | |

| | | | | | | |
|----------------|---------------------------|-----|----------------------------|-----|---------------------------|----------|
| Legend: | | | | | | |
| 1st | Result after first period | 2nd | Result after second period | 3rd | Result after third period | D Defeat |
| V | Victory | Y | Yellow | | | |



BOUT RESULTS

比赛成绩 (个人) / RÉSULTATS PAR COMBAT

| | | | |
|------|---|-------|---|
| BOUT | 6 | PISTE | Y |
|------|---|-------|---|

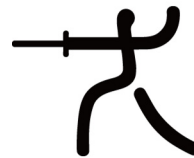
| Seed | Name | NOC Code | Score | | Score | Seed | Name | NOC Code |
|------|--------------|----------|-------|---|-------|------|-----------------------|----------|
| 25 | EL SAYED Aya | EGY | 7 | - | 15 | 8 | KIRALY PICOT Hajnalka | FRA |
| | | | D | | V | | | |

| Seed | Name | NOC Code | 1st | | | | | | | | | | 2nd | | | | | | | | | | |
|------|-----------------------|----------|-----|---|---|---|---|---|---|---|---|---|-----|---|---|----|----|----|----|----|----|----|----|
| | | | 0 | 1 | 1 | 1 | 2 | 2 | 2 | 3 | 3 | 3 | 3 | 3 | 3 | 4 | 4 | 4 | 5 | 6 | 7 | 7 | 7 |
| 25 | EL SAYED Aya | EGY | 0 | 1 | 1 | 1 | 2 | 2 | 2 | 3 | 3 | 3 | 3 | 3 | 4 | 4 | 4 | 5 | 6 | 7 | 7 | 7 | 7 |
| 8 | KIRALY PICOT Hajnalka | FRA | 1 | 1 | 2 | 3 | 3 | 4 | 5 | 5 | 6 | 7 | 8 | 8 | 9 | 10 | 10 | 10 | 10 | 10 | 11 | 12 | 13 |

| Seed | Name | NOC Code | 3rd | |
|------|-----------------------|----------|-----|----|
| | | | 7 | 7 |
| 25 | EL SAYED Aya | EGY | 7 | 7 |
| 8 | KIRALY PICOT Hajnalka | FRA | 14 | 15 |

| Warnings and Penalties | Bout Time | Overtime | Warnings and Penalties |
|---------------------------------------|-----------|----------|------------------------|
| Yellow card: 0 | 6:32 | -- | Yellow card: 0 |
| Red card: 0 | | | Red card: 0 |
| Black card: 0 | | | Black card: 0 |
| Referee: SACH David (GBR) | | | |
| Assistant: VAZQUEZ Daniel (ESP) | | | |
| Assistant: TROIS de AVILA Regis (BRA) | | | |

| | | | | | | |
|----------------|---------------------------|-----|----------------------------|-----|---------------------------|----------|
| Legend: | | | | | | |
| 1st | Result after first period | 2nd | Result after second period | 3rd | Result after third period | D Defeat |
| V | Victory | Y | Yellow | | | |



BOUT RESULTS

比赛成绩 (个人) / RÉSULTATS PAR COMBAT

| | | | |
|------|---|-------|---|
| BOUT | 3 | PISTE | R |
|------|---|-------|---|

| Seed | Name | NOC Code | Score | | Score | Seed | Name | NOC Code |
|------|------------|----------|-------|---|-------|------|-----------------------|----------|
| 21 | MILLS Noam | ISR | 8 | - | 15 | 12 | FLESSEL COLOVIC Laura | FRA |
| | | | D | | V | | | |

| Seed | Name | NOC Code | 1st | | | | | | 2nd | | | | | | | | | | | | | |
|------|-----------------------|----------|-----|---|---|---|---|---|-----|---|---|---|---|---|---|----|----|----|----|----|----|----|
| | | | 1 | 2 | 3 | 4 | 5 | 6 | 1 | 2 | 3 | 4 | 5 | 6 | | | | | | | | |
| 21 | MILLS Noam | ISR | 1 | 1 | 1 | 1 | 2 | 2 | 2 | 2 | 3 | 3 | 3 | 4 | 4 | 4 | 5 | 6 | 6 | 6 | 6 | 6 |
| 12 | FLESSEL COLOVIC Laura | FRA | 0 | 1 | 2 | 3 | 3 | 4 | 5 | 6 | 6 | 7 | 8 | 8 | 9 | 10 | 10 | 10 | 11 | 12 | 13 | 14 |

| Seed | Name | NOC Code | 3rd | | |
|------|-----------------------|----------|-----|----|----|
| | | | 7 | 8 | 9 |
| 21 | MILLS Noam | ISR | 7 | 7 | 8 |
| 12 | FLESSEL COLOVIC Laura | FRA | 14 | 15 | 15 |

| Warnings and Penalties | Bout Time | Overtime | Warnings and Penalties |
|---------------------------------------|-----------|----------|------------------------|
| Yellow card: 0 | 8:39 | -- | Yellow card: 0 |
| Red card: 0 | | | Red card: 0 |
| Black card: 0 | | | Black card: 0 |
| Referee: VASQUEZ Rodrigo (CHI) | | | |
| Assistant: TROIS de AVILA Regis (BRA) | | | |
| Assistant: NAKATA Reiko (JPN) | | | |

| | | | | | | |
|----------------|---------------------------|-----|----------------------------|-----|---------------------------|----------|
| Legend: | | | | | | |
| 1st | Result after first period | 2nd | Result after second period | 3rd | Result after third period | D Defeat |
| R | Red | V | Victory | | | |



BOUT RESULTS

比赛成绩 (个人) / RÉSULTATS PAR COMBAT

| | | | |
|------|---|-------|---|
| BOUT | 7 | PISTE | R |
|------|---|-------|---|

| Seed | Name | NOC Code | Score | | Score | Seed | Name | NOC Code |
|------|--------------|----------|-----------|---|----------|------|--------------------------|----------|
| 14 | LAMON Sophie | SUI | 15 | - | 9 | 20 | MARTINEZ GASCON Maria G. | VEN |
| | | | V | | D | | | |

| Seed | Name | NOC Code | 1st | | | | | | | | | | 2nd | | | | | | | | | |
|------|--------------------------|----------|-----|---|---|---|---|---|---|---|---|---|-----|---|---|---|----|----|----|----|----|----|
| | | | 0 | 1 | 2 | 2 | 3 | 3 | 4 | 5 | 6 | 7 | 8 | 8 | 9 | 9 | 10 | 10 | 11 | 12 | 12 | 13 |
| 14 | LAMON Sophie | SUI | 0 | 1 | 2 | 2 | 3 | 3 | 4 | 5 | 6 | 7 | 8 | 8 | 9 | 9 | 10 | 10 | 11 | 12 | 12 | 13 |
| 20 | MARTINEZ GASCON Maria G. | VEN | 1 | 1 | 1 | 2 | 2 | 3 | 3 | 3 | 3 | 3 | 3 | 4 | 4 | 5 | 5 | 6 | 6 | 6 | 7 | 7 |

| Seed | Name | NOC Code | 3rd | | | |
|------|--------------------------|----------|-----|----|----|----|
| | | | 14 | 14 | 14 | 15 |
| 14 | LAMON Sophie | SUI | 14 | 14 | 14 | 15 |
| 20 | MARTINEZ GASCON Maria G. | VEN | 7 | 8 | 9 | 9 |

| Warnings and Penalties | Bout Time | Overtime | Warnings and Penalties |
|--|-----------|----------|------------------------|
| Yellow card: 0 | 8:26 | -- | Yellow card: 0 |
| Red card: 0 | | | Red card: 0 |
| Black card: 0 | | | Black card: 0 |
| Referee: POURSALMAN Alireza (IRI) | | | |
| Assistant: GANA Ahmed (ALG) | | | |
| Assistant: VASQUEZ Rodrigo (CHI) | | | |

| | | | | | | |
|----------------|---------------------------|------------|----------------------------|------------|---------------------------|-----------------|
| Legend: | | | | | | |
| 1st | Result after first period | 2nd | Result after second period | 3rd | Result after third period | D Defeat |
| R | Red | V | Victory | | | |



BOUT RESULTS

比赛成绩 (个人) / RÉSULTATS PAR COMBAT

| | | | |
|------|---|-------|---|
| BOUT | 4 | PISTE | B |
|------|---|-------|---|

| Seed | Name | NOC Code | Score | | Score | Seed | Name | NOC Code |
|------|---------------------|----------|-----------|---|-----------|------|-----------------|----------|
| 19 | JIMENEZ LUNA Jesika | PAN | 15 | - | 13 | 13 | SHEMYAKINA Yana | UKR |
| | | | V | | D | | | |

| | | 1st | | | | | | | | | | | | | | | | | | | | |
|----|---------------------|-----|---|---|---|---|---|---|---|---|---|---|---|---|---|---|---|---|---|---|----|----|
| 19 | JIMENEZ LUNA Jesika | PAN | 0 | 1 | 1 | 1 | 1 | 2 | 2 | 2 | 3 | 4 | 4 | 5 | 5 | 5 | 6 | 7 | 8 | 9 | 10 | 11 |
| 13 | SHEMYAKINA Yana | UKR | 1 | 1 | 2 | 3 | 4 | 4 | 5 | 6 | 6 | 6 | 7 | 7 | 8 | 9 | 9 | 9 | 9 | 9 | 9 | 9 |

| | | 2nd | | | | | 3rd | | | | |
|----|---------------------|-----|----|----|----|----|-----|----|----|----|--|
| 19 | JIMENEZ LUNA Jesika | PAN | 11 | 11 | 12 | 13 | 14 | 14 | 14 | 15 | |
| 13 | SHEMYAKINA Yana | UKR | 10 | 11 | 11 | 11 | 11 | 12 | 13 | 13 | |

| Warnings and Penalties | Bout Time | Overtime | Warnings and Penalties |
|------------------------------|-----------|----------|------------------------|
| Yellow card: 0 | 6:45 | -- | Yellow card: 1 |
| Red card: 0 | | | Red card: 0 |
| Black card: 0 | | | Black card: 0 |
| Referee: PHAM Anh Tuan (VIE) | | | |
| Assistant: LIENDO Juan (VEN) | | | |
| Assistant: GABY Bruno (FRA) | | | |

| | | | | | | |
|----------------|---------------------------|-----|----------------------------|-----|---------------------------|--------|
| Legend: | | | | | | |
| 1st | Result after first period | 2nd | Result after second period | 3rd | Result after third period | B Blue |
| D | Defeat | V | Victory | | | |



BOUT RESULTS

比赛成绩 (个人) / RÉSULTATS PAR COMBAT

| | | | |
|------|---|-------|---|
| BOUT | 8 | PISTE | B |
|------|---|-------|---|

| Seed | Name | NOC Code | Score | | Score | Seed | Name | NOC Code |
|------|----------------------|----------|-----------|---|-----------|------|-----------------|----------|
| 11 | MINCZA-NEBALD Ildiko | HUN | 15 | - | 11 | 22 | YEUNG Chui Ling | HKG |
| | | | V | | D | | | |

| Seed | Name | NOC Code | 1st | | | | | | | | | | 2nd | | | | | | | | | | |
|------|----------------------|----------|-----|---|---|---|---|---|---|---|---|---|-----|---|---|---|---|---|---|---|---|----|----|
| | | | 0 | 1 | 1 | 1 | 2 | 3 | 3 | 3 | 3 | 3 | 3 | 4 | 5 | 5 | 5 | 6 | 7 | 8 | 9 | 9 | 10 |
| 11 | MINCZA-NEBALD Ildiko | HUN | 0 | 1 | 1 | 1 | 2 | 3 | 3 | 3 | 3 | 3 | 3 | 4 | 5 | 5 | 5 | 6 | 7 | 8 | 9 | 9 | 10 |
| 22 | YEUNG Chui Ling | HKG | 1 | 1 | 2 | 3 | 3 | 3 | 4 | 5 | 6 | 7 | 7 | 7 | 8 | 9 | 9 | 9 | 9 | 9 | 9 | 10 | 10 |

| Seed | Name | NOC Code | 3rd | | | | | | | | | |
|------|----------------------|----------|-----|----|----|----|----|----|--|--|--|--|
| | | | 11 | 12 | 13 | 14 | 14 | 15 | | | | |
| 11 | MINCZA-NEBALD Ildiko | HUN | 11 | 12 | 13 | 14 | 14 | 15 | | | | |
| 22 | YEUNG Chui Ling | HKG | 10 | 10 | 10 | 10 | 11 | 11 | | | | |

| Warnings and Penalties | Bout Time | Overtime | Warnings and Penalties |
|--------------------------------|-----------|----------|------------------------|
| Yellow card: 0 | 8:54 | -- | Yellow card: 0 |
| Red card: 0 | | | Red card: 0 |
| Black card: 0 | | | Black card: 0 |
| Referee: GABY Bruno (FRA) | | | |
| Assistant: PHAM Anh Tuan (VIE) | | | |
| Assistant: LIENDO Juan (VEN) | | | |

| | | | | | | |
|----------------|---------------------------|------------|----------------------------|------------|---------------------------|---------------|
| Legend: | | | | | | |
| 1st | Result after first period | 2nd | Result after second period | 3rd | Result after third period | B Blue |
| D | Defeat | V | Victory | | | |



FENCING HALL
击剑馆
PAVILLON D'ESCRIME

WED 星期三 MER
13 AUG 2008
14:00

FENCING
击剑 / ESCRIME

WOMEN'S INDIVIDUAL EPEE
女子重剑个人 / EPEE INDIVIDUELLE - FEMMES

ROUND OF 32
1/16淘汰赛 / 32E DE FINALE



BOUT RESULTS

比赛成绩 (个人) / RÉSULTATS PAR COMBAT

| | | | |
|------|---|-------|---|
| BOUT | 5 | PISTE | G |
|------|---|-------|---|

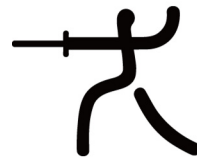
| Seed | Name | NOC Code | Score | | Score | Seed | Name | NOC Code |
|------|----------------|----------|-------|---|-------|------|-------------|----------|
| 24 | BENTALEB Hadia | ALG | 4 | - | 15 | 9 | SZASZ Emese | HUN |
| | | | D | | V | | | |

| Seed | Name | NOC | 1st | | | | | | | | | | 2nd | | | | | | | | |
|------|----------------|-----|-----|---|---|---|---|---|---|---|---|---|-----|----|----|----|----|----|----|----|----|
| | | | 0 | 1 | 1 | 1 | 2 | 2 | 2 | 2 | 2 | 2 | 2 | 2 | 3 | 3 | 3 | 3 | 4 | 4 | |
| 24 | BENTALEB Hadia | ALG | 0 | 1 | 1 | 1 | 2 | 2 | 2 | 2 | 2 | 2 | 2 | 2 | 3 | 3 | 3 | 3 | 4 | 4 | |
| 9 | SZASZ Emese | HUN | 1 | 1 | 2 | 3 | 3 | 4 | 5 | 6 | 7 | 8 | 9 | 10 | 10 | 11 | 12 | 13 | 14 | 14 | 15 |

| Warnings and Penalties | Bout Time | Overtime | Warnings and Penalties |
|---------------------------------|-----------|----------|------------------------|
| Yellow card: 0 | 4:28 | -- | Yellow card: 0 |
| Red card: 0 | | | Red card: 0 |
| Black card: 0 | | | Black card: 0 |
| Referee: HUANG Baohua (CHN) | | | |
| Assistant: LU Jianming (CHN) | | | |
| Assistant: WANG Changyong (CHN) | | | |

| | | | | | | |
|----------------|---------------------------|-----|----------------------------|-----|---------------------------|----------|
| Legend: | | | | | | |
| 1st | Result after first period | 2nd | Result after second period | 3rd | Result after third period | D Defeat |
| G | Green | V | Victory | | | |





BOUT RESULTS

比赛成绩 (个人) / RÉSULTATS PAR COMBAT

| | | | |
|------|---|-------|---|
| BOUT | 9 | PISTE | G |
|------|---|-------|---|

| Seed | Name | NOC Code | Score | | Score | Seed | Name | NOC Code |
|------|---------------|----------|-----------|---|----------|------|-----------------|----------|
| 16 | HARADA Megumi | JPN | 15 | - | 9 | 17 | PARKINSON Amber | AUS |
| | | | V | | D | | | |

| | | 1st | | | | | | | | | | | | | | | | | | | | |
|------|-----------------|----------|---|---|---|---|---|---|---|---|---|---|---|---|---|----|----|----|----|----|----|----|
| Seed | Name | NOC Code | 0 | 1 | 1 | 2 | 2 | 3 | 4 | 4 | 5 | 6 | 7 | 8 | 9 | 10 | 11 | 11 | 11 | 12 | 13 | 13 |
| 16 | HARADA Megumi | JPN | 0 | 1 | 1 | 2 | 2 | 3 | 4 | 4 | 5 | 6 | 7 | 8 | 9 | 10 | 11 | 11 | 11 | 12 | 13 | 13 |
| 17 | PARKINSON Amber | AUS | 1 | 1 | 2 | 2 | 3 | 3 | 3 | 4 | 4 | 4 | 4 | 4 | 4 | 4 | 4 | 5 | 6 | 6 | 6 | 7 |

| | | 2nd | | | | |
|------|-----------------|----------|----|----|----|----|
| Seed | Name | NOC Code | 13 | 14 | 14 | 15 |
| 16 | HARADA Megumi | JPN | 13 | 14 | 14 | 15 |
| 17 | PARKINSON Amber | AUS | 8 | 8 | 9 | 9 |

| Warnings and Penalties | Bout Time | Overtime | Warnings and Penalties |
|---------------------------------|-----------|----------|------------------------|
| Yellow card: 0 | 5:15 | -- | Yellow card: 0 |
| Red card: 0 | | | Red card: 0 |
| Black card: 0 | | | Black card: 0 |
| Referee: LU Jianming (CHN) | | | |
| Assistant: HUANG Baohua (CHN) | | | |
| Assistant: WANG Changyong (CHN) | | | |

| | | | | | | |
|----------------|---------------------------|------------|----------------------------|------------|---------------------------|-----------------|
| Legend: | | | | | | |
| 1st | Result after first period | 2nd | Result after second period | 3rd | Result after third period | D Defeat |
| G | Green | V | Victory | | | |



BOUT RESULTS

比赛成绩 (个人) / RÉSULTATS PAR COMBAT

| | | | |
|------|----|-------|---|
| BOUT | 10 | PISTE | Y |
|------|----|-------|---|

| Seed | Name | NOC Code | Score | | Score | Seed | Name | NOC Code |
|------|------------------|----------|-------|---|-------|------|---------------|----------|
| 1 | HEIDEMANN Britta | GER | 12 | - | 5 | 15 | JUNG Hyo Jung | KOR |
| | | | V | | D | | | |

| Seed | Name | NOC Code | 1st | | | | | | | | | | 3rd | | | | | | |
|------|------------------|----------|-----|---|---|---|---|---|---|---|---|---|-----|---|---|----|----|----|----|
| | | | 1 | 1 | 2 | 3 | 3 | 4 | 5 | 6 | 6 | 7 | 8 | 9 | 9 | 10 | 11 | 12 | 12 |
| 1 | HEIDEMANN Britta | GER | 1 | 1 | 2 | 3 | 3 | 4 | 5 | 6 | 6 | 7 | 8 | 9 | 9 | 10 | 11 | 12 | 12 |
| 15 | JUNG Hyo Jung | KOR | 0 | 1 | 1 | 1 | 2 | 2 | 2 | 2 | 3 | 3 | 3 | 3 | 4 | 4 | 4 | 4 | 5 |

| Warnings and Penalties | Bout Time | Overtime | Warnings and Penalties |
|-------------------------------------|-----------|----------|------------------------|
| Yellow card: 1 | 7:00 | -- | Yellow card: 1 |
| Red card: 0 | | | Red card: 0 |
| Black card: 0 | | | Black card: 0 |
| Referee: WANG Changyong (CHN) | | | |
| Assistant: POURSALMAN Alireza (IRI) | | | |
| Assistant: PHAM Anh Tuan (VIE) | | | |

| | | | | | | |
|----------------|---------------------------|-----|----------------------------|-----|---------------------------|--------|
| Legend: | | | | | | |
| 1st | Result after first period | 2nd | Result after second period | 3rd | Result after third period | D |
| V | Victory | Y | Yellow | | | Defeat |



BOUT RESULTS

比赛成绩 (个人) / RÉSULTATS PAR COMBAT

| | | | |
|------|----|-------|---|
| BOUT | 14 | PISTE | Y |
|------|----|-------|---|

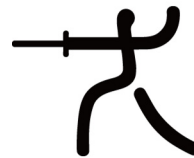
| Seed | Name | NOC Code | Score | | Score | Seed | Name | NOC Code |
|------|-----------------|----------|-------|---|-------|------|-----------------------|----------|
| 23 | SAMUELSSON Emma | SWE | 15 | - | 13 | 8 | KIRALY PICOT Hajnalka | FRA |
| | | | V | | D | | | |

| Seed | Name | NOC Code | 1st | | | | | | | | | | 2nd | | | | | | | | | |
|------|-----------------------|----------|-----|---|---|---|---|---|---|---|---|----|-----|---|---|---|---|---|---|----|----|----|
| | | | 1 | 2 | 3 | 4 | 5 | 6 | 7 | 8 | 9 | 10 | 1 | 2 | 3 | 4 | 5 | 6 | 7 | 8 | 9 | 10 |
| 23 | SAMUELSSON Emma | SWE | 1 | 1 | 1 | 1 | 2 | 3 | 3 | 4 | 4 | 5 | 5 | 5 | 6 | 7 | 8 | 8 | 8 | 8 | 8 | |
| 8 | KIRALY PICOT Hajnalka | FRA | 0 | 1 | 2 | 3 | 3 | 3 | 4 | 4 | 5 | 5 | 6 | 7 | 7 | 7 | 7 | 8 | 9 | 10 | 11 | 12 |

| Seed | Name | NOC Code | 3rd | | | | | | | | | |
|------|-----------------------|----------|-----|----|----|----|----|----|----|----|--|--|
| | | | 9 | 10 | 11 | 12 | 13 | 13 | 14 | 15 | | |
| 23 | SAMUELSSON Emma | SWE | 9 | 10 | 11 | 12 | 13 | 13 | 14 | 15 | | |
| 8 | KIRALY PICOT Hajnalka | FRA | 12 | 12 | 12 | 12 | 12 | 13 | 13 | 13 | | |

| Warnings and Penalties | Bout Time | Overtime | Warnings and Penalties |
|-----------------------------------|-----------|----------|------------------------|
| Yellow card: 0 | 8:47 | -- | Yellow card: 0 |
| Red card: 0 | | | Red card: 0 |
| Black card: 0 | | | Black card: 0 |
| Referee: POURSALMAN Alireza (IRI) | | | |
| Assistant: WANG Changyong (CHN) | | | |
| Assistant: PHAM Anh Tuan (VIE) | | | |

| | | | | | | |
|----------------|---------------------------|-----|----------------------------|-----|---------------------------|----------|
| Legend: | | | | | | |
| 1st | Result after first period | 2nd | Result after second period | 3rd | Result after third period | D Defeat |
| V | Victory | Y | Yellow | | | |



BOUT RESULTS

比赛成绩 (个人) / RÉSULTATS PAR COMBAT

| | | | |
|------|----|-------|---|
| BOUT | 11 | PISTE | R |
|------|----|-------|---|

| Seed | Name | NOC Code | Score | | Score | Seed | Name | NOC Code |
|------|---------------|----------|-----------|---|-----------|------|-----------------------|----------|
| 6 | ZHONG Weiping | CHN | 11 | - | 13 | 12 | FLESSEL COLOVIC Laura | FRA |
| | | | D | | V | | | |

| Seed | Name | NOC Code | 1st | | | | | | | | | | 2nd | | | | | 3rd | | | | |
|------|-----------------------|----------|-----|---|---|---|---|---|---|---|---|----|-----|---|---|---|---|-----|---|----|----|----|
| | | | 1 | 2 | 3 | 4 | 5 | 6 | 7 | 8 | 9 | 10 | 1 | 2 | 3 | 4 | 5 | 6 | 7 | 8 | 9 | 10 |
| 6 | ZHONG Weiping | CHN | 1 | 1 | 1 | 2 | 3 | 4 | 4 | 4 | 5 | 6 | 6 | 6 | 6 | 7 | 7 | 8 | 9 | 10 | 10 | |
| 12 | FLESSEL COLOVIC Laura | FRA | 0 | 1 | 2 | 2 | 2 | 2 | 3 | 4 | 4 | 4 | 5 | 6 | 7 | 8 | 8 | 9 | 9 | 9 | 10 | |

| Seed | Name | NOC Code | OT | | | |
|------|-----------------------|----------|----|----|----|----|
| | | | 10 | 11 | 11 | 11 |
| 6 | ZHONG Weiping | CHN | 10 | 11 | 11 | 11 |
| 12 | FLESSEL COLOVIC Laura | FRA | 11 | 11 | 12 | 13 |

| Warnings and Penalties | Bout Time | Overtime | Warnings and Penalties |
|--|-----------|----------|------------------------|
| Yellow card: 1 | 9:00 | 1:00 | Yellow card: 1 |
| Red card: 0 | | | Red card: 0 |
| Black card: 0 | | | Black card: 0 |
| Referee: NAKATA Reiko (JPN) | | | |
| Assistant: VAZQUEZ Daniel (ESP) | | | |
| Assistant: SACH David (GBR) | | | |

| | | | | | | |
|----------------|---------------------------|------------|----------------------------|------------|---------------------------|-----------------|
| Legend: | | | | | | |
| 1st | Result after first period | 2nd | Result after second period | 3rd | Result after third period | D Defeat |
| OT | Overtime | R | Red | V | Victory | |



BOUT RESULTS

比赛成绩 (个人) / RÉSULTATS PAR COMBAT

| | | | |
|------|----|-------|---|
| BOUT | 15 | PISTE | R |
|------|----|-------|---|

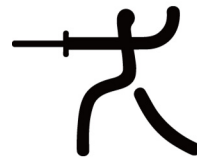
| Seed | Name | NOC Code | Score | | Score | Seed | Name | NOC Code |
|------|--------------|----------|-----------|---|-----------|------|-------|----------|
| 14 | LAMON Sophie | SUI | 10 | - | 15 | 3 | LI Na | CHN |
| | | | D | | V | | | |

| | | | 1st | | | | | | | | | | 2nd | | | | | | | | | |
|----|--------------|-----|-----|---|---|---|---|---|---|---|---|---|-----|---|---|---|---|---|---|---|----|----|
| 14 | LAMON Sophie | SUI | 0 | 0 | 1 | 1 | 2 | 2 | 3 | 4 | 4 | 5 | 5 | 5 | 6 | 6 | 7 | 7 | 8 | 9 | 9 | 9 |
| 3 | LI Na | CHN | 1 | 2 | 2 | 3 | 3 | 4 | 4 | 4 | 5 | 5 | 6 | 7 | 7 | 8 | 8 | 9 | 9 | 9 | 10 | 11 |

| | | | 3rd | | | | |
|----|--------------|-----|-----|----|----|----|----|
| 14 | LAMON Sophie | SUI | 9 | 10 | 10 | 10 | 10 |
| 3 | LI Na | CHN | 12 | 12 | 13 | 14 | 15 |

| Warnings and Penalties | Bout Time | Overtime | Warnings and Penalties |
|---------------------------------|-----------|----------|------------------------|
| Yellow card: 0 | 8:38 | -- | Yellow card: 0 |
| Red card: 0 | | | Red card: 0 |
| Black card: 0 | | | Black card: 0 |
| Referee: SACH David (GBR) | | | |
| Assistant: NAKATA Reiko (JPN) | | | |
| Assistant: VAZQUEZ Daniel (ESP) | | | |

| | | | | | | |
|----------------|---------------------------|-----|----------------------------|-----|---------------------------|----------|
| Legend: | | | | | | |
| 1st | Result after first period | 2nd | Result after second period | 3rd | Result after third period | D Defeat |
| R | Red | V | Victory | | | |



BOUT RESULTS

比赛成绩 (个人) / RÉSULTATS PAR COMBAT

| | | | |
|------|----|-------|---|
| BOUT | 12 | PISTE | B |
|------|----|-------|---|

| Seed | Name | NOC Code | Score | | Score | Seed | Name | NOC Code |
|------|----------------|----------|-----------|---|-----------|------|---------------------|----------|
| 4 | DUPLITZER Imke | GER | 15 | - | 10 | 19 | JIMENEZ LUNA Jesika | PAN |
| | | | V | | D | | | |

| | | | | | | | | | | | | 1st | | | | | | | | | | 2nd | | | |
|----|---------------------|-----|---|---|---|---|---|---|---|---|---|-----|---|---|---|---|---|---|----|----|----|-----|----|----|----|
| 4 | DUPLITZER Imke | GER | 0 | 0 | 1 | 2 | 2 | 3 | 3 | 4 | 4 | 4 | 4 | 4 | 5 | 6 | 6 | 7 | 7 | 7 | 8 | 9 | 10 | 10 | 10 |
| 19 | JIMENEZ LUNA Jesika | PAN | 1 | 2 | 2 | 2 | 3 | 3 | 4 | 4 | 5 | 6 | 7 | 7 | 7 | 8 | 8 | 9 | 10 | 10 | 10 | 10 | 10 | | |

| | | | | | | | | | | | | 3rd | | | | |
|----|---------------------|-----|----|----|----|----|----|--|--|--|--|-----|--|--|--|--|
| 4 | DUPLITZER Imke | GER | 11 | 12 | 13 | 14 | 15 | | | | | | | | | |
| 19 | JIMENEZ LUNA Jesika | PAN | 10 | 10 | 10 | 10 | 10 | | | | | | | | | |

| Warnings and Penalties | Bout Time | Overtime | Warnings and Penalties |
|---------------------------------------|-----------|----------|------------------------|
| Yellow card: 0 | 6:52 | -- | Yellow card: 1 |
| Red card: 0 | | | Red card: 0 |
| Black card: 0 | | | Black card: 0 |
| Referee: GANA Ahmed (ALG) | | | |
| Assistant: TROIS de AVILA Regis (BRA) | | | |
| Assistant: VASQUEZ Rodrigo (CHI) | | | |

| | | | | | | |
|----------------|---------------------------|------------|----------------------------|------------|---------------------------|---------------|
| Legend: | | | | | | |
| 1st | Result after first period | 2nd | Result after second period | 3rd | Result after third period | B Blue |
| D | Defeat | V | Victory | | | |



BOUT RESULTS

比赛成绩 (个人) / RÉSULTATS PAR COMBAT

| | | | |
|------|----|-------|---|
| BOUT | 16 | PISTE | B |
|------|----|-------|---|

| Seed | Name | NOC Code | Score | | Score | Seed | Name | NOC Code |
|------|----------------------|----------|-----------|---|-----------|------|------------------|----------|
| 11 | MINCZA-NEBALD Ildiko | HUN | 15 | - | 13 | 5 | SCHALM Sherraine | CAN |
| | | | V | | D | | | |

| | | 1st | | | | | | | | | | | | | | | | | | | | | |
|------|----------------------|----------|---|---|---|---|---|---|---|---|---|---|---|---|---|---|---|---|---|---|---|----|----|
| Seed | Name | NOC Code | 0 | 1 | 1 | 1 | 2 | 2 | 3 | 4 | 4 | 4 | 4 | 4 | 5 | 6 | 6 | 7 | 8 | 8 | 9 | 9 | 10 |
| 11 | MINCZA-NEBALD Ildiko | HUN | 0 | 1 | 1 | 1 | 2 | 2 | 3 | 4 | 4 | 4 | 4 | 4 | 5 | 6 | 6 | 7 | 8 | 8 | 9 | 9 | 10 |
| 5 | SCHALM Sherraine | CAN | 1 | 1 | 2 | 3 | 3 | 4 | 4 | 4 | 5 | 6 | 7 | 7 | 7 | 7 | 8 | 8 | 8 | 9 | 9 | 10 | 10 |

| | | 2nd | | | | | | | | | | 3rd | | | | | | |
|------|----------------------|----------|----|----|----|----|----|----|----|----|----|-----|----|----|----|----|----|----|
| Seed | Name | NOC Code | 10 | 11 | 11 | 12 | 13 | 14 | 14 | 15 | 11 | 11 | 12 | 12 | 12 | 12 | 13 | 13 |
| 11 | MINCZA-NEBALD Ildiko | HUN | 10 | 11 | 11 | 12 | 13 | 14 | 14 | 15 | 11 | 11 | 12 | 12 | 12 | 12 | 13 | 13 |
| 5 | SCHALM Sherraine | CAN | 11 | 11 | 12 | 12 | 12 | 12 | 13 | 13 | 11 | 11 | 12 | 12 | 12 | 12 | 13 | 13 |

| Warnings and Penalties | Bout Time | Overtime | Warnings and Penalties |
|-------------------------------------|-----------|----------|------------------------|
| Yellow card: 0 | 7:12 | -- | Yellow card: 1 |
| Red card: 0 | | | Red card: 0 |
| Black card: 0 | | | Black card: 0 |
| Referee: TROIS de AVILA Regis (BRA) | | | |
| Assistant: VASQUEZ Rodrigo (CHI) | | | |
| Assistant: GANA Ahmed (ALG) | | | |

| | | | | | | |
|----------------|---------------------------|-----|----------------------------|-----|---------------------------|--------|
| Legend: | | | | | | |
| 1st | Result after first period | 2nd | Result after second period | 3rd | Result after third period | B Blue |
| D | Defeat | V | Victory | | | |



BOUT RESULTS

比赛成绩 (个人) / RÉSULTATS PAR COMBAT

| | | | |
|------|----|-------|---|
| BOUT | 13 | PISTE | G |
|------|----|-------|---|

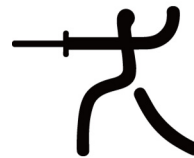
| Seed | Name | NOC Code | Score | | Score | Seed | Name | NOC Code |
|------|----------------|----------|-----------|---|-----------|------|-------------|----------|
| 7 | SHUTOVA Liubov | RUS | 15 | - | 12 | 9 | SZASZ Emese | HUN |
| | | | V | | D | | | |

| Seed | Name | NOC Code | 1st | | | | | | | | | | 2nd | | | | | | | | | |
|------|----------------|----------|-----|---|---|---|---|---|---|---|---|----|-----|---|---|---|---|---|---|---|----|----|
| | | | 1 | 2 | 3 | 4 | 5 | 6 | 7 | 8 | 9 | 10 | 1 | 2 | 3 | 4 | 5 | 6 | 7 | 8 | 9 | 10 |
| 7 | SHUTOVA Liubov | RUS | 1 | 1 | 1 | 1 | 2 | 3 | 3 | 4 | 4 | 5 | 5 | 6 | 6 | 7 | 8 | 8 | 9 | 9 | 10 | 10 |
| 9 | SZASZ Emese | HUN | 0 | 1 | 2 | 3 | 3 | 3 | 4 | 4 | 5 | 5 | 6 | 6 | 7 | 7 | 7 | 8 | 8 | 9 | 9 | 10 |

| Seed | Name | NOC Code | 3rd | | | | | | | |
|------|----------------|----------|-----|----|----|----|----|----|----|--|
| | | | 11 | 12 | 13 | 14 | 15 | | | |
| 7 | SHUTOVA Liubov | RUS | 11 | 11 | 12 | 12 | 13 | 14 | 15 | |
| 9 | SZASZ Emese | HUN | 10 | 11 | 11 | 12 | 12 | 12 | 12 | |

| Warnings and Penalties | Bout Time | Overtime | Warnings and Penalties |
|-------------------------------|-----------|----------|------------------------|
| Yellow card: 0 | 7:20 | -- | Yellow card: 0 |
| Red card: 0 | | | Red card: 0 |
| Black card: 0 | | | Black card: 0 |
| Referee: GABY Bruno (FRA) | | | |
| Assistant: HUANG Baohua (CHN) | | | |
| Assistant: LU Jianming (CHN) | | | |

| | | | | | | |
|----------------|---------------------------|------------|----------------------------|------------|---------------------------|-----------------|
| Legend: | | | | | | |
| 1st | Result after first period | 2nd | Result after second period | 3rd | Result after third period | D Defeat |
| G | Green | V | Victory | | | |



BOUT RESULTS

比赛成绩 (个人) / RÉSULTATS PAR COMBAT

| | | | |
|------|----|-------|---|
| BOUT | 17 | PISTE | G |
|------|----|-------|---|

| Seed | Name | NOC Code | Score | | Score | Seed | Name | NOC Code |
|------|---------------|----------|-----------|---|-----------|------|------------------|----------|
| 16 | HARADA Megumi | JPN | 11 | - | 15 | 2 | BRANZA Ana Maria | ROU |
| | | | D | | V | | | |

| Seed | Name | NOC | 1st | | | | | | | | | | 2nd | | | | | | | | | |
|------|------------------|-----|-----|---|---|---|---|---|---|---|---|---|-----|---|---|---|---|---|----|----|----|----|
| | | | 0 | 1 | 2 | 3 | 4 | 5 | 6 | 7 | 8 | 9 | 0 | 1 | 2 | 3 | 4 | 5 | 6 | 7 | 8 | 9 |
| 16 | HARADA Megumi | JPN | 0 | 0 | 1 | 2 | 2 | 2 | 3 | 3 | 3 | 3 | 4 | 5 | 5 | 6 | 6 | 7 | 7 | 8 | 8 | 8 |
| 2 | BRANZA Ana Maria | ROU | 1 | 2 | 2 | 2 | 3 | 4 | 4 | 5 | 6 | 7 | 7 | 7 | 8 | 8 | 9 | 9 | 10 | 10 | 11 | 12 |

| Seed | Name | NOC | 3rd | | | | | | | |
|------|------------------|-----|-----|----|----|----|----|----|----|--|
| | | | 9 | 10 | 11 | 12 | 13 | 14 | 15 | |
| 16 | HARADA Megumi | JPN | 9 | 9 | 10 | 10 | 11 | 11 | | |
| 2 | BRANZA Ana Maria | ROU | 12 | 13 | 13 | 14 | 14 | 15 | | |

| Warnings and Penalties | Bout Time | Overtime | Warnings and Penalties |
|-------------------------------|-----------|----------|------------------------|
| Yellow card: 0 | 8:25 | -- | Yellow card: 0 |
| Red card: 0 | | | Red card: 0 |
| Black card: 0 | | | Black card: 0 |
| Referee: LU Jianming (CHN) | | | |
| Assistant: HUANG Baohua (CHN) | | | |
| Assistant: GABY Bruno (FRA) | | | |

| | | | | | | |
|----------------|---------------------------|------------|----------------------------|------------|---------------------------|-----------------|
| Legend: | | | | | | |
| 1st | Result after first period | 2nd | Result after second period | 3rd | Result after third period | D Defeat |
| G | Green | V | Victory | | | |



BOUT RESULTS

比赛成绩 (个人) / RÉSULTATS PAR COMBAT

| | | | |
|------|----|-------|---|
| BOUT | 18 | PISTE | Y |
|------|----|-------|---|

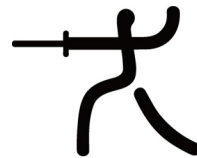
| Seed | Name | NOC Code | Score | | Score | Seed | Name | NOC Code |
|------|------------------|----------|-----------|---|-----------|------|-----------------|----------|
| 1 | HEIDEMANN Britta | GER | 15 | - | 10 | 23 | SAMUELSSON Emma | SWE |
| | | | V | | D | | | |

| | | 1st | | | | | | | | | | | | | | | | | | | | |
|------|------------------|----------|---|---|---|---|---|---|---|---|---|---|---|---|---|---|---|---|---|----|----|----|
| Seed | Name | NOC Code | 1 | 1 | 2 | 2 | 2 | 3 | 3 | 4 | 5 | 5 | 6 | 7 | 7 | 8 | 8 | 9 | 9 | 10 | 11 | 11 |
| 1 | HEIDEMANN Britta | GER | 1 | 1 | 2 | 2 | 2 | 3 | 3 | 4 | 5 | 5 | 6 | 7 | 7 | 8 | 8 | 9 | 9 | 10 | 11 | 11 |
| 23 | SAMUELSSON Emma | SWE | 0 | 1 | 1 | 2 | 3 | 3 | 4 | 4 | 4 | 5 | 5 | 5 | 6 | 6 | 7 | 7 | 8 | 8 | 8 | 9 |

| | | 2nd | | | | | 3rd | | | | | |
|------|------------------|----------|----|----|----|----|-----|---|---|---|----|----|
| Seed | Name | NOC Code | 12 | 13 | 14 | 14 | 15 | 9 | 9 | 9 | 10 | 10 |
| 1 | HEIDEMANN Britta | GER | 12 | 13 | 14 | 14 | 15 | 9 | 9 | 9 | 10 | 10 |
| 23 | SAMUELSSON Emma | SWE | 9 | 9 | 9 | 10 | 10 | | | | | |

| Warnings and Penalties | Bout Time | Overtime | Warnings and Penalties |
|-----------------------------------|-----------|----------|------------------------|
| Yellow card: 0 | 6:27 | -- | Yellow card: 0 |
| Red card: 0 | | | Red card: 0 |
| Black card: 0 | | | Black card: 0 |
| Referee: POURSALMAN Alireza (IRI) | | | |
| Assistant: LU Jianming (CHN) | | | |
| Assistant: HUANG Baohua (CHN) | | | |

| | | | | | | |
|----------------|---------------------------|------------|----------------------------|------------|---------------------------|----------|
| Legend: | | | | | | |
| 1st | Result after first period | 2nd | Result after second period | 3rd | Result after third period | D |
| V | Victory | Y | Yellow | | | Defeat |



BOUT RESULTS

比赛成绩 (个人) / RÉSULTATS PAR COMBAT

| | | | |
|------|----|-------|---|
| BOUT | 19 | PISTE | R |
|------|----|-------|---|

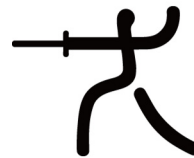
| Seed | Name | NOC Code | Score | | Score | Seed | Name | NOC Code |
|------|-----------------------|----------|-----------|---|-----------|------|-------|----------|
| 12 | FLESSEL COLOVIC Laura | FRA | 10 | - | 15 | 3 | LI Na | CHN |
| | | | D | | V | | | |

| | | 1st | | | | | | | | | | | | | | | | | | | | |
|----|-----------------------|-----|---|---|---|---|---|---|---|---|---|---|---|---|---|---|----|----|----|----|----|----|
| 12 | FLESSEL COLOVIC Laura | FRA | 0 | 0 | 0 | 0 | 1 | 1 | 2 | 2 | 2 | 3 | 3 | 4 | 4 | 5 | 5 | 5 | 6 | 6 | 7 | 7 |
| 3 | LI Na | CHN | 1 | 2 | 3 | 4 | 4 | 5 | 5 | 6 | 7 | 7 | 8 | 8 | 9 | 9 | 10 | 11 | 11 | 12 | 12 | 13 |

| | | 2nd | | | | | |
|----|-----------------------|-----|----|----|----|----|----|
| 12 | FLESSEL COLOVIC Laura | FRA | 8 | 8 | 9 | 10 | 10 |
| 3 | LI Na | CHN | 13 | 14 | 14 | 14 | 15 |

| Warnings and Penalties | Bout Time | Overtime | Warnings and Penalties |
|--|-----------|----------|------------------------|
| Yellow card: 0 | 5:35 | -- | Yellow card: 0 |
| Red card: 0 | | | Red card: 0 |
| Black card: 0 | | | Black card: 0 |
| Referee: TROIS de AVILA Regis (BRA) | | | |
| Assistant: GANA Ahmed (ALG) | | | |
| Assistant: LIENDO Juan (VEN) | | | |

| | | | | | | |
|----------------|---------------------------|------------|----------------------------|------------|---------------------------|-----------------|
| Legend: | | | | | | |
| 1st | Result after first period | 2nd | Result after second period | 3rd | Result after third period | D Defeat |
| R | Red | V | Victory | | | |



BOUT RESULTS

比赛成绩 (个人) / RÉSULTATS PAR COMBAT

| | | | |
|------|----|-------|---|
| BOUT | 20 | PISTE | B |
|------|----|-------|---|

| Seed | Name | NOC Code | Score | | Score | Seed | Name | NOC Code |
|------|----------------|----------|-------|---|-------|------|----------------------|----------|
| 4 | DUPLITZER Imke | GER | 11 | - | 15 | 11 | MINCZA-NEBALD Ildiko | HUN |
| | | | D | | V | | | |

| 1st | | | | | | | | | | | 2nd | | | | | | | | | | | |
|-----|----------------------|-----|---|---|---|---|---|---|---|---|-----|---|---|---|---|---|---|---|----|----|----|----|
| 4 | DUPLITZER Imke | GER | 1 | 1 | 1 | 2 | 2 | 2 | 2 | 3 | 4 | 4 | 5 | 5 | 5 | 5 | 6 | 7 | 7 | 8 | 8 | 8 |
| 11 | MINCZA-NEBALD Ildiko | HUN | 0 | 1 | 2 | 2 | 3 | 4 | 5 | 5 | 5 | 6 | 6 | 7 | 8 | 9 | 9 | 9 | 10 | 10 | 11 | 12 |

| 3rd | | | | | | | | | | | | | | | | | | | | | | | |
|-----|----------------------|-----|----|----|----|----|----|----|--|--|--|--|--|--|--|--|--|--|--|--|--|--|--|
| 4 | DUPLITZER Imke | GER | 8 | 9 | 9 | 10 | 10 | 11 | | | | | | | | | | | | | | | |
| 11 | MINCZA-NEBALD Ildiko | HUN | 13 | 13 | 14 | 14 | 15 | 15 | | | | | | | | | | | | | | | |

| Warnings and Penalties | Bout Time | Overtime | Warnings and Penalties |
|---------------------------------|-----------|----------|------------------------|
| Yellow card: 0 | 7:22 | -- | Yellow card: 0 |
| Red card: 0 | | | Red card: 0 |
| Black card: 0 | | | Black card: 0 |
| Referee: VASQUEZ Rodrigo (CHI) | | | |
| Assistant: WANG Changyong (CHN) | | | |
| Assistant: PHAM Anh Tuan (VIE) | | | |

| | | | | | | |
|----------------|---------------------------|-----|----------------------------|-----|---------------------------|--------|
| Legend: | | | | | | |
| 1st | Result after first period | 2nd | Result after second period | 3rd | Result after third period | B Blue |
| D | Defeat | V | Victory | | | |



BOUT RESULTS

比赛成绩 (个人) / RÉSULTATS PAR COMBAT

| | | | |
|------|----|-------|---|
| BOUT | 21 | PISTE | G |
|------|----|-------|---|

| Seed | Name | NOC Code | Score | | Score | Seed | Name | NOC Code |
|------|----------------|----------|-----------|---|-----------|------|------------------|----------|
| 7 | SHUTOVA Liubov | RUS | 13 | - | 15 | 2 | BRANZA Ana Maria | ROU |
| | | | D | | V | | | |

| Seed | Name | NOC Code | 1st | | | | | 2nd | | | | | 3rd | | | | | | | | | |
|------|------------------|----------|-----|---|---|---|---|-----|---|---|---|---|-----|---|---|---|---|---|---|---|----|----|
| | | | 1 | 2 | 3 | 4 | 5 | 1 | 2 | 3 | 4 | 5 | 1 | 2 | 3 | 4 | 5 | | | | | |
| 7 | SHUTOVA Liubov | RUS | 1 | 1 | 2 | 3 | 3 | 3 | 3 | 3 | 4 | 4 | 4 | 4 | 5 | 6 | 7 | 8 | 8 | 9 | 9 | 9 |
| 2 | BRANZA Ana Maria | ROU | 0 | 1 | 1 | 1 | 2 | 3 | 4 | 5 | 5 | 6 | 7 | 8 | 8 | 8 | 8 | 8 | 9 | 9 | 10 | 11 |

| Seed | Name | NOC Code | 1st | | | | | 2nd | | | | | 3rd | | | | | |
|------|------------------|----------|-----|----|----|----|----|-----|----|----|----|----|-----|----|----|----|----|----|
| | | | 1 | 2 | 3 | 4 | 5 | 1 | 2 | 3 | 4 | 5 | 1 | 2 | 3 | 4 | 5 | |
| 7 | SHUTOVA Liubov | RUS | 9 | 10 | 10 | 11 | 11 | 12 | 12 | 13 | 12 | 12 | 13 | 13 | 14 | 14 | 15 | 15 |
| 2 | BRANZA Ana Maria | ROU | 12 | 12 | 13 | 13 | 14 | 14 | 15 | 15 | 15 | 15 | 15 | 15 | 15 | 15 | 15 | 15 |

| Warnings and Penalties | Bout Time | Overtime | Warnings and Penalties |
|-------------------------------|-----------|----------|------------------------|
| Yellow card: 0 | 8:26 | -- | Yellow card: 0 |
| Red card: 0 | | | Red card: 0 |
| Black card: 0 | | | Black card: 0 |
| Referee: SACH David (GBR) | | | |
| Assistant: GABY Bruno (FRA) | | | |
| Assistant: NAKATA Reiko (JPN) | | | |

| | | | | | | |
|----------------|---------------------------|------------|----------------------------|------------|---------------------------|-----------------|
| Legend: | | | | | | |
| 1st | Result after first period | 2nd | Result after second period | 3rd | Result after third period | D Defeat |
| G | Green | V | Victory | | | |



BOUT RESULTS

比赛成绩 (个人) / RÉSULTATS PAR COMBAT

| | | | |
|------|----|-------|---|
| BOUT | 22 | PISTE | A |
|------|----|-------|---|

| Seed | Name | NOC Code | Score | | Score | Seed | Name | NOC Code |
|------|------------------|----------|-----------|---|-----------|------|-------|----------|
| 1 | HEIDEMANN Britta | GER | 15 | - | 13 | 3 | LI Na | CHN |
| | | | V | | D | | | |

| | | 2nd | | | | | | | | | | | | | | | | | | | | |
|---|------------------|-----|---|---|---|---|---|---|---|---|---|---|---|---|---|---|---|---|---|---|----|----|
| 1 | HEIDEMANN Britta | GER | 0 | 0 | 1 | 1 | 2 | 2 | 3 | 3 | 3 | 4 | 5 | 6 | 6 | 7 | 8 | 8 | 8 | 9 | 10 | 11 |
| 3 | LI Na | CHN | 1 | 2 | 2 | 3 | 3 | 4 | 4 | 5 | 6 | 6 | 6 | 6 | 7 | 7 | 7 | 8 | 9 | 9 | 9 | 9 |

| | | 3rd | | | | | | | | | |
|---|------------------|-----|----|----|----|----|----|----|----|----|--|
| 1 | HEIDEMANN Britta | GER | 12 | 12 | 13 | 13 | 14 | 14 | 14 | 15 | |
| 3 | LI Na | CHN | 9 | 10 | 10 | 11 | 11 | 12 | 13 | 13 | |

| Warnings and Penalties | Bout Time | Overtime | Warnings and Penalties |
|--|-----------|----------|------------------------|
| Yellow card: 1 | 7:55 | -- | Yellow card: 1 |
| Red card: 0 | | | Red card: 0 |
| Black card: 0 | | | Black card: 0 |
| Referee: TROIS de AVILA Regis (BRA) | | | |
| Assistant: GANA Ahmed (ALG) | | | |
| Assistant: NAKATA Reiko (JPN) | | | |

| | | | | | | |
|----------------|---------------------------|------------|----------------------------|------------|---------------------------|----------------|
| Legend: | | | | | | |
| 1st | Result after first period | 2nd | Result after second period | 3rd | Result after third period | A Final |
| D | Defeat | V | Victory | | | |



BOUT RESULTS

比赛成绩 (个人) / RÉSULTATS PAR COMBAT

| | | | |
|------|----|-------|---|
| BOUT | 23 | PISTE | A |
|------|----|-------|---|

| Seed | Name | NOC Code | Score | | Score | Seed | Name | NOC Code |
|------|----------------------|----------|-----------|---|-----------|------|------------------|----------|
| 11 | MINCZA-NEBALD Ildiko | HUN | 14 | - | 15 | 2 | BRANZA Ana Maria | ROU |
| | | | D | | V | | | |

| | | 1st | | | | | | | | | | | | | | | | | | | | |
|------|----------------------|----------|---|---|---|---|---|---|---|---|---|---|---|---|---|---|---|---|---|---|----|----|
| Seed | Name | NOC Code | 0 | 0 | 1 | 2 | 3 | 3 | 3 | 4 | 4 | 5 | 5 | 6 | 6 | 7 | 7 | 8 | 8 | 9 | 10 | 10 |
| 11 | MINCZA-NEBALD Ildiko | HUN | 0 | 0 | 1 | 2 | 3 | 3 | 3 | 4 | 4 | 5 | 5 | 6 | 6 | 7 | 7 | 8 | 8 | 9 | 10 | 10 |
| 2 | BRANZA Ana Maria | ROU | 1 | 2 | 2 | 2 | 2 | 3 | 4 | 4 | 5 | 5 | 6 | 6 | 7 | 7 | 8 | 8 | 9 | 9 | 9 | 10 |

| | | 2nd | | | | | | | | | | 3rd | | | |
|------|----------------------|----------|----|----|----|----|----|----|----|----|----|-----|----|--|--|
| Seed | Name | NOC Code | 10 | 11 | 12 | 12 | 12 | 13 | 13 | 14 | 14 | 14 | 14 | | |
| 11 | MINCZA-NEBALD Ildiko | HUN | 10 | 11 | 12 | 12 | 12 | 13 | 13 | 14 | 14 | 14 | 14 | | |
| 2 | BRANZA Ana Maria | ROU | 11 | 11 | 11 | 12 | 13 | 13 | 14 | 14 | 14 | 15 | | | |

| Warnings and Penalties | Bout Time | Overtime | Warnings and Penalties |
|-----------------------------------|-----------|----------|------------------------|
| Yellow card: 0 | 6:49 | -- | Yellow card: 0 |
| Red card: 0 | | | Red card: 0 |
| Black card: 0 | | | Black card: 0 |
| Referee: POURSALMAN Alireza (IRI) | | | |
| Assistant: PHAM Anh Tuan (VIE) | | | |
| Assistant: VASQUEZ Rodrigo (CHI) | | | |

| | | | | | | |
|----------------|---------------------------|------------|----------------------------|------------|---------------------------|----------------|
| Legend: | | | | | | |
| 1st | Result after first period | 2nd | Result after second period | 3rd | Result after third period | A Final |
| D | Defeat | V | Victory | | | |



BOUT RESULTS

比赛成绩 (个人) / RÉSULTATS PAR COMBAT

| | | | |
|------|----|-------|---|
| BOUT | 25 | PISTE | A |
|------|----|-------|---|

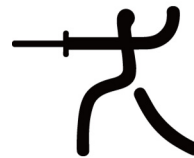
| Seed | Name | NOC Code | Score | | Score | Seed | Name | NOC Code |
|------|------------------|----------|-----------|---|-----------|------|------------------|----------|
| 1 | HEIDEMANN Britta | GER | 15 | - | 11 | 2 | BRANZA Ana Maria | ROU |
| | | | V | | D | | | |

| | | | 1st | | | | | | | | 2nd | | | | | | | | | | | |
|---|------------------|-----|-----|---|---|---|---|---|---|---|-----|---|---|---|---|---|---|----|----|----|----|----|
| 1 | HEIDEMANN Britta | GER | 1 | 2 | 3 | 4 | 5 | 5 | 6 | 6 | 6 | 7 | 8 | 8 | 8 | 9 | 9 | 10 | 10 | 11 | 12 | 12 |
| 2 | BRANZA Ana Maria | ROU | 0 | 0 | 0 | 0 | 0 | 1 | 1 | 2 | 3 | 3 | 3 | 4 | 5 | 5 | 6 | 6 | 7 | 7 | 7 | 8 |

| | | | 3rd | | | | | |
|---|------------------|-----|-----|----|----|----|----|----|
| 1 | HEIDEMANN Britta | GER | 12 | 12 | 13 | 14 | 15 | 15 |
| 2 | BRANZA Ana Maria | ROU | 9 | 10 | 10 | 10 | 10 | 11 |

| Warnings and Penalties | Bout Time | Overtime | Warnings and Penalties |
|--------------------------------|-----------|----------|------------------------|
| Yellow card: 0 | 8:02 | -- | Yellow card: 0 |
| Red card: 0 | | | Red card: 0 |
| Black card: 0 | | | Black card: 0 |
| Referee: VASQUEZ Rodrigo (CHI) | | | |
| Assistant: PHAM Anh Tuan (VIE) | | | |
| Assistant: GANA Ahmed (ALG) | | | |

| | | | | | | |
|----------------|---------------------------|-----|----------------------------|-----|---------------------------|---------|
| Legend: | | | | | | |
| 1st | Result after first period | 2nd | Result after second period | 3rd | Result after third period | A Final |
| D | Defeat | V | Victory | | | |



BOUT RESULTS

比赛成绩 (个人) / RÉSULTATS PAR COMBAT

| | | | |
|------|----|-------|---|
| BOUT | 24 | PISTE | A |
|------|----|-------|---|

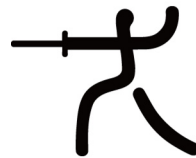
| Seed | Name | NOC Code | Score | | Score | Seed | Name | NOC Code |
|------|-------|----------|-----------|---|-----------|------|----------------------|----------|
| 3 | LI Na | CHN | 11 | - | 15 | 11 | MINCZA-NEBALD Ildiko | HUN |
| | | | D | | V | | | |

| Seed | Name | NOC Code | 1st | | | | | | | | | | | 2nd | | | | | | | | |
|------|----------------------|----------|-----|---|---|---|---|---|---|---|---|---|---|-----|---|---|---|---|---|---|----|----|
| | | | 0 | 1 | 2 | 3 | 4 | 4 | 4 | 5 | 6 | 7 | 8 | 8 | 8 | 8 | 9 | 9 | 9 | 9 | 10 | 11 |
| 3 | LI Na | CHN | 0 | 1 | 2 | 3 | 4 | 4 | 4 | 5 | 6 | 7 | 8 | 8 | 8 | 8 | 9 | 9 | 9 | 9 | 10 | 11 |
| 11 | MINCZA-NEBALD Ildiko | HUN | 1 | 1 | 1 | 1 | 1 | 2 | 3 | 3 | 3 | 3 | 3 | 4 | 5 | 6 | 6 | 7 | 8 | 9 | 9 | 9 |

| Seed | Name | NOC Code | 3rd | | | | | | |
|------|----------------------|----------|-----|----|----|----|----|----|----|
| | | | 11 | 11 | 11 | 11 | 11 | 11 | 11 |
| 3 | LI Na | CHN | 11 | 11 | 11 | 11 | 11 | 11 | 11 |
| 11 | MINCZA-NEBALD Ildiko | HUN | 10 | 11 | 12 | 13 | 14 | 15 | |

| Warnings and Penalties | Bout Time | Overtime | Warnings and Penalties |
|-------------------------------|-----------|----------|------------------------|
| Yellow card: 0 | 7:29 | -- | Yellow card: 0 |
| Red card: 0 | | | Red card: 0 |
| Black card: 0 | | | Black card: 0 |
| Referee: LIENDO Juan (VEN) | | | |
| Assistant: GANA Ahmed (ALG) | | | |
| Assistant: NAKATA Reiko (JPN) | | | |

| | | | | | | |
|----------------|---------------------------|------------|----------------------------|------------|---------------------------|----------------|
| Legend: | | | | | | |
| 1st | Result after first period | 2nd | Result after second period | 3rd | Result after third period | A Final |
| D | Defeat | V | Victory | | | |



OLYMPIC SEEDING INDIVIDUAL As of 14 AUG 2008

奥林匹克个人种子位置 / CLASSEMENT OLYMPIQUE DES TÊTES DE SÉRIE (INDIVIDUEL)

| Olympic Seed | FIE Ranking (01 AUG 2008) | Name | NOC |
|--------------|---------------------------|--------------------------|----------------------------------|
| 1 | 1 | FERNANDEZ BRICENO Silvio | VEN - Venezuela |
| 2 | 2 | JEANNET Jerome | FRA - France |
| 3 | 3 | TAGLIARIOL Matteo | ITA - Italy |
| 4 | 4 | JUNG Jin Sun | KOR - Korea |
| 5 | 5 | KELSEY Weston | USA - United States |
| 6 | 6 | KAUTER Michael | SUI - Switzerland |
| 7 | 7 | ZAWROTNIAK Radoslaw | POL - Poland |
| 8 | 8 | IMRE Geza | HUN - Hungary |
| 9 | 9 | KULCSAR Krisztian | HUN - Hungary |
| 10 | 10 | CONFALONIERI Diego | ITA - Italy |
| 11 | 11 | KHVOROST Maksym | UKR - Ukraine |
| 12 | 12 | VERWIJLEN Bas | NED - Netherlands |
| 13 | 13 | CHUMAK Dmytro | UKR - Ukraine |
| 14 | 14 | ROBEIRI Ulrich | FRA - France |
| 15 | 15 | ABAJO Jose Luis | ESP - Spain |
| 16 | 16 | BOCZKO Gabor | HUN - Hungary |
| 17 | 17 | KIM Won Jin | KOR - Korea |
| 18 | 18 | ROTA Alfredo | ITA - Italy |
| 19 | 21 | AVDEEV Anton | RUS - Russian Fed. |
| 20 | 23 | LIMARDO GASCON Ruben D. | VEN - Venezuela |
| 21 | 27 | WANG Lei | CHN - People's Republic of China |
| 22 | 31 | TIKHOMIROV Igor | CAN - Canada |
| 23 | 32 | YIN Lianchi | CHN - People's Republic of China |
| 24 | 33 | MOTYKA Tomasz | POL - Poland |
| 25 | 34 | VIDEIRA Joaquim | POR - Portugal |
| 26 | 36 | KIM Seung Gu | KOR - Korea |
| 27 | 38 | NIKISHYN Bogdan | UKR - Ukraine |
| 28 | 40 | JEANNET Fabrice | FRA - France |
| 29 | 42 | MEJIAS Wolfgang | VEN - Venezuela |
| 30 | 48 | LI Guojie | CHN - People's Republic of China |
| 31 | 53 | NABIL Ahmed | EGY - Egypt |
| 32 | 56 | NISHIDA Shogo | JPN - Japan |
| 33 | 57 | NOVOSJOLOV Nikolai | EST - Estonia |
| 34 | 76 | INOSTROZA Paris | CHI - Chile |
| 35 | 80 | WIERCIOCH Adam | POL - Poland |
| 36 | 90 | TORKILDSEN Sturla | NOR - Norway |
| 37 | 182 | KATCHURIN Sergey | KGZ - Kyrgyzstan |
| 38 | 810 | WOOD Mike | RSA - South Africa |
| 39 | 902 | TORRENTE Dario | RSA - South Africa |
| 40 | N | MADUMA Sello | RSA - South Africa |



OLYMPIC SEEDING INDIVIDUAL As of 14 AUG 2008

奥林匹克个人种子位置 / CLASSEMENT OLYMPIQUE DES TÊTES DE SÉRIE (INDIVIDUEL)

| Olympic Seed | FIE Ranking (01 AUG 2008) | Name | NOC |
|--------------|---------------------------|--------------------------|---------------|
| 41 | N | RAMI Aissam Total: 41 | MAR - Morocco |

Note:
All changes are available in INFO

Legend:
N Fencer has no FIE Rank



RESULTS BRACKET

淘汰表 (个人) / TABLEAU DES MATCHS AVEC RÉSULTATS

| D# | Round of 64 | Round of 32 | Round of 16 | Quarterfinals | Semifinals | Final |
|----------|--|-------------------|-------------|---------------|------------|--------------------------|
| 1 64 | JEANNET Jerome FRA Bye | JEANNET J | JEANNET J | JEANNET J | | |
| 33 32 | NOVOSJOLOV Nikolai EST NABIL Ahmed EGY | NOVOSJOLOV N | 15-14 | 15-8 | ABAJO JL | |
| 17 48 | KIM Won Jin KOR Bye | KIM WJ | | 15-9 | 15-14 | |
| 49 16 | Bye ABAJO Jose Luis ESP | ABAJO JL | | 15-14 | | |
| 9 56 | CONFALONIERI Diego ITA Bye | CONFALONIERI D | | 15-10 | 14-13 | |
| 41 24 | RAMI Aissam MAR MOTYKA Tomasz POL | MOTYKA T | | 15-11 | 15-9 | |
| 25 40 | KIM Seung Gu KOR MADJUMA Sello RSA | KIM SG | | 15-12 | | |
| 57 8 | Bye IMRE Geza HUN | IMRE G | | 15-14 | | |
| 5 60 | KAUTER Michael SUI Bye | KAUTER M | | 15-12 | | |
| 37 28 | WOOD Mike RSA NIKISHYN Bogdan UKR | NIKISHYN B | | 15-7 | | |
| 21 44 | WANG Lei CHN Bye | WANG L | | 15-13 | | |
| 53 12 | Bye VERWIJLEN Bas NED | VERWIJLEN B | | 15-10 | | |
| 13 52 | ROBEIRI Ulrich FRA Bye | ROBEIRI U | | 15-11 | | |
| 45 20 | Bye AVDEEV Anton RUS | AVDEEV A | | 15-11 | | |
| 29 36 | MEJIAS Wolfgang VEN TORKILDSEN Sturla NOR | TORKILDSEN S | | 12-11 | | |
| 61 4 | Bye TAGLIARIOL Matteo ITA | TAGLIARIOL M | | 15-10 | | |
| 3 62 | JUNG Jin Sun KOR Bye | JUNG JS | | 15-6 | | |
| 35 30 | WIERCIOCH Adam POL LI Guojie CHN | LI G | | 15-11 | | |
| 19 46 | LIMARDO GASCON Ruben D. VEN Bye | LIMARDO GASCON RD | | 15-13 | | |
| 51 14 | Bye CHUMAK Dmytro UKR | CHUMAK D | | 15-11 | | |
| 11 54 | KHVOROST Maksym UKR Bye | KHVOROST M | | 15-11 | | |
| 43 22 | Bye TIKHOMIROV Igor CAN | TIKHOMIROV I | | 15-11 | | |
| 27 38 | JEANNET Fabrice FRA KATCHURIN Sergey KGZ | JEANNET F | | 15-14 | | |
| 59 6 | Bye KELSEY Weston USA | KELSEY W | | 15-11 | | |
| 7 58 | ZAWROTNIAK Radoslaw POL Bye | ZAWROTNIAK R | | 15-9 | | |
| 39 26 | TORRENTE Dario RSA VIDEIRA Joaquim POR | VIDEIRA J | | 15-10 | | |
| 23 42 | YIN Lianchi CHN Bye | YIN L | | 15-13 | | |
| 55 10 | Bye KULCSAR Krisztian HUN | KULCSAR K | | 15-9 | | |
| 15 50 | BOCZKO Gabor HUN Bye | BOCZKO G | | 15-8 | | |
| 47 18 | Bye ROTA Alfredo ITA | ROTA A | | 11-10 | | |
| 31 34 | NISHIDA Shogo JPN INOSTROZA Paris CHI | INOSTROZA P | | 15-11 | | |
| 63 2 | Bye FERNANDEZ BRICENO Silvio VEN | FERNANDEZ BRICENO | | 15-11 | | |
| | | | | | | GOLD MEDAL BOUT |
| | | | | | | ABAJO JL |
| | | | | | | 15-12 |
| | | | | | | TAGLIARIOL M |
| | | | | | | 15-11 |
| | | | | | | TAGLIARIOL M |
| | | | | | | 15-9 |
| | | | | | | JEANNET F |
| | | | | | | 15-11 |
| | | | | | | JEANNET F |
| | | | | | | 15-7 |
| | | | | | | JEANNET F |
| | | | | | | 15-12 |
| | | | | | | BOCZKO G |
| | | | | | | 15-8 |
| | | | | | | BOCZKO G |
| | | | | | | 15-9 |
| | | | | | | ABAJO Jose Luis(ESP) |
| | | | | | | BOCZKO Gabor(HUN) |
| | | | | | | BRONZE MEDAL BOUT |
| | | | | | | ABAJO JL |
| | | | | | | 8-7 |

Legend:
D# Draw number



FINAL STANDINGS As of 13 AUG 2008
最后排名 / CLASSEMENT FINAL

| Rank | Name | NOC | Medal |
|-------|--------------------------|---------------------|--------|
| 1 | TAGLIARIOL Matteo | ITA - Italy | Gold |
| 2 | JEANNET Fabrice | FRA - France | Silver |
| 3 | ABAJO Jose Luis | ESP - Spain | Bronze |
| 4 | BOCZKO Gabor | HUN - Hungary | |
| 5 | JUNG Jin Sun | KOR - Korea | |
| 6 | ZAWROTNIAK Radoslaw | POL - Poland | |
| 7 | CONFALONIERI Diego | ITA - Italy | |
| 8 | VERWIJLEN Bas | NED - Netherlands | |
| ----- | | | |
| 9 | FERNANDEZ BRICENO Silvio | VEN - Venezuela | |
| 10 | JEANNET Jerome | FRA - France | |
| 11 | KAUTER Michael | SUI - Switzerland | |
| 12 | IMRE Geza | HUN - Hungary | |
| 13 | CHUMAK Dmytro | UKR - Ukraine | |
| 14 | ROBEIRI Ulrich | FRA - France | |
| 15 | TIKHOMIROV Igor | CAN - Canada | |
| 16 | YIN Lianchi | CHN - China | |
| ----- | | | |
| 17 | KELSEY Weston | USA - United States | |
| 18 | KULCSAR Krisztian | HUN - Hungary | |
| 19 | KHVOROST Maksym | UKR - Ukraine | |
| 20 | KIM Won Jin | KOR - Korea | |
| 21 | ROTA Alfredo | ITA - Italy | |
| 22 | AVDEEV Anton | RUS - Russian Fed. | |
| 23 | LIMARDO GASCON Ruben D. | VEN - Venezuela | |
| 24 | WANG Lei | CHN - China | |
| 25 | MOTYKA Tomasz | POL - Poland | |
| 26 | VIDEIRA Joaquim | POR - Portugal | |
| 27 | KIM Seung Gu | KOR - Korea | |
| 28 | NIKISHYN Bogdan | UKR - Ukraine | |
| 29 | LI Guojie | CHN - China | |
| 30 | NOVOSJOLOV Nikolai | EST - Estonia | |
| 31 | INOSTROZA Paris | CHI - Chile | |
| 32 | TORKILDSEN Sturla | NOR - Norway | |
| ----- | | | |
| 33 | MEJIAS Wolfgang | VEN - Venezuela | |
| 34 | NABIL Ahmed | EGY - Egypt | |
| 35 | NISHIDA Shogo | JPN - Japan | |
| 36 | WIERCIOCH Adam | POL - Poland | |
| 37 | KATCHURIN Sergey | KGZ - Kyrgyzstan | |
| 38 | WOOD Mike | RSA - South Africa | |
| 39 | TORRENTE Dario | RSA - South Africa | |
| 40 | MADUMA Sello | RSA - South Africa | |
| 41 | RAMI Aissam | MAR - Morocco | |



BOUT RESULTS

比赛成绩 (个人) / RÉSULTATS PAR COMBAT

| | | | |
|------|---|-------|---|
| BOUT | 1 | PISTE | Y |
|------|---|-------|---|

| Seed | Name | NOC Code | Score | | Score | Seed | Name | NOC Code |
|------|--------------------|----------|-----------|---|----------|------|-------------|----------|
| 33 | NOVOSJOLOV Nikolai | EST | 15 | - | 8 | 31 | NABIL Ahmed | EGY |
| | | | V | | D | | | |

| | | | 1st | | | | | | | | | | | | | | | | | | | |
|------|--------------------|----------|-----|---|---|---|---|---|---|---|---|---|---|---|---|---|---|---|----|----|----|----|
| Seed | Name | NOC Code | 0 | 1 | 2 | 3 | 4 | 4 | 5 | 5 | 5 | 6 | 6 | 6 | 7 | 7 | 8 | 9 | 10 | 11 | 11 | 12 |
| 33 | NOVOSJOLOV Nikolai | EST | 0 | 1 | 2 | 3 | 4 | 4 | 5 | 5 | 5 | 6 | 6 | 6 | 7 | 7 | 8 | 9 | 10 | 11 | 11 | 12 |
| 31 | NABIL Ahmed | EGY | 1 | 1 | 1 | 1 | 1 | 2 | 2 | 3 | 4 | 4 | 5 | 6 | 6 | 7 | 7 | 7 | 7 | 7 | 8 | 8 |

| | | | 2nd | | |
|------|--------------------|----------|-----|----|----|
| Seed | Name | NOC Code | 13 | 14 | 15 |
| 33 | NOVOSJOLOV Nikolai | EST | 13 | 14 | 15 |
| 31 | NABIL Ahmed | EGY | 8 | 8 | 8 |

| Warnings and Penalties | Bout Time | Overtime | Warnings and Penalties |
|--------------------------------|-----------|----------|------------------------|
| Yellow card: 0 | 4:40 | -- | Yellow card: 0 |
| Red card: 0 | | | Red card: 0 |
| Black card: 0 | | | Black card: 0 |
| Referee: NAKATA Reiko (JPN) | | | |
| Assistant: MAMEDOV Ilgar (RUS) | | | |
| Assistant: LU Jianming (CHN) | | | |

| | | | | | | |
|----------------|---------------------------|------------|----------------------------|------------|---------------------------|-----------------|
| Legend: | | | | | | |
| 1st | Result after first period | 2nd | Result after second period | 3rd | Result after third period | D Defeat |
| V | Victory | Y | Yellow | | | |



BOUT RESULTS

比赛成绩 (个人) / RÉSULTATS PAR COMBAT

| | | | |
|------|---|-------|---|
| BOUT | 2 | PISTE | Y |
|------|---|-------|---|

| Seed | Name | NOC Code | Score | | Score | Seed | Name | NOC Code |
|------|-------------|----------|-----------|---|-----------|------|---------------|----------|
| 41 | RAMI Aissam | MAR | 11 | - | 15 | 24 | MOTYKA Tomasz | POL |
| | | | D | | V | | | |

| | | 1st | | | | | | | | | | | | | | | | | | | | |
|----|---------------|-----|---|---|---|---|---|---|---|---|---|---|---|---|---|---|---|---|----|----|----|----|
| 41 | RAMI Aissam | MAR | 0 | 1 | 1 | 2 | 2 | 2 | 3 | 3 | 4 | 5 | 5 | 5 | 5 | 6 | 6 | 7 | 7 | 7 | 7 | 8 |
| 24 | MOTYKA Tomasz | POL | 1 | 1 | 2 | 2 | 3 | 4 | 4 | 5 | 5 | 5 | 6 | 7 | 8 | 8 | 9 | 9 | 10 | 11 | 12 | 12 |

| | | 2nd | | | | | | |
|----|---------------|-----|----|----|----|----|----|----|
| 41 | RAMI Aissam | MAR | 9 | 9 | 9 | 10 | 11 | 11 |
| 24 | MOTYKA Tomasz | POL | 12 | 13 | 14 | 14 | 14 | 15 |

| Warnings and Penalties | Bout Time | Overtime | Warnings and Penalties |
|-------------------------------------|-----------|----------|------------------------|
| Yellow card: 0 | 4:36 | -- | Yellow card: 0 |
| Red card: 0 | | | Red card: 0 |
| Black card: 0 | | | Black card: 0 |
| Referee: GABY Bruno (FRA) | | | |
| Assistant: POURSALMAN Alireza (IRI) | | | |
| Assistant: HUANG Baohua (CHN) | | | |

| | | | | | | |
|----------------|---------------------------|------------|----------------------------|------------|---------------------------|-----------------|
| Legend: | | | | | | |
| 1st | Result after first period | 2nd | Result after second period | 3rd | Result after third period | D Defeat |
| V | Victory | Y | Yellow | | | |



BOUT RESULTS

比赛成绩 (个人) / RÉSULTATS PAR COMBAT

| | | | |
|------|---|-------|---|
| BOUT | 6 | PISTE | Y |
|------|---|-------|---|

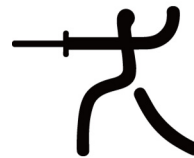
| Seed | Name | NOC Code | Score | | Score | Seed | Name | NOC Code |
|------|--------------|----------|-----------|---|-----------|------|--------------|----------|
| 26 | KIM Seung Gu | KOR | 15 | - | 12 | 40 | MADUMA Sello | RSA |
| | | | V | | D | | | |

| | | 1st | | | | | | | | | | | | | | | | | | | | |
|----|--------------|-----|---|---|---|---|---|---|---|---|---|---|---|---|---|---|----|----|----|----|----|----|
| 26 | KIM Seung Gu | KOR | 1 | 2 | 2 | 3 | 4 | 4 | 5 | 6 | 6 | 6 | 7 | 8 | 8 | 9 | 10 | 10 | 10 | 11 | 11 | 12 |
| 40 | MADUMA Sello | RSA | 0 | 0 | 1 | 1 | 1 | 2 | 2 | 2 | 3 | 4 | 4 | 4 | 5 | 5 | 5 | 6 | 7 | 7 | 8 | 8 |

| | | 2nd | | | | | | 3rd | |
|----|--------------|-----|----|----|----|----|----|-----|----|
| 26 | KIM Seung Gu | KOR | 12 | 12 | 12 | 13 | 13 | 14 | 15 |
| 40 | MADUMA Sello | RSA | 9 | 10 | 11 | 11 | 12 | 12 | 12 |

| Warnings and Penalties | Bout Time | Overtime | Warnings and Penalties |
|--------------------------------|-----------|----------|------------------------|
| Yellow card: 0 | 6:51 | -- | Yellow card: 0 |
| Red card: 0 | | | Red card: 0 |
| Black card: 0 | | | Black card: 0 |
| Referee: ROTH Peter (GER) | | | |
| Assistant: MAMEDOV Ilgar (RUS) | | | |
| Assistant: HUSAIN Ali (KUW) | | | |

| | | | | | | |
|----------------|---------------------------|------------|----------------------------|------------|---------------------------|-----------------|
| Legend: | | | | | | |
| 1st | Result after first period | 2nd | Result after second period | 3rd | Result after third period | D Defeat |
| V | Victory | Y | Yellow | | | |



BOUT RESULTS

比赛成绩 (个人) / RÉSULTATS PAR COMBAT

| | | | |
|------|---|-------|---|
| BOUT | 3 | PISTE | R |
|------|---|-------|---|

| Seed | Name | NOC Code | Score | | Score | Seed | Name | NOC Code |
|------|-----------|----------|-------|---|-------|------|-----------------|----------|
| 38 | WOOD Mike | RSA | 7 | - | 15 | 27 | NIKISHYN Bogdan | UKR |
| | | | D | | V | | | |

| Seed | Name | NOC Code | 1st | | | | | | | | | | 2nd | | | | | | | | | | |
|------|-----------------|----------|-----|---|---|---|---|---|---|---|---|---|-----|----|----|----|----|----|----|----|----|----|---|
| | | | 0 | 1 | 2 | 3 | 4 | 5 | 6 | 7 | 8 | 9 | 10 | 11 | 12 | 13 | 14 | 15 | 16 | | | | |
| 38 | WOOD Mike | RSA | 0 | 0 | 0 | 0 | 1 | 1 | 1 | 1 | 1 | 1 | 1 | 2 | 2 | 2 | 2 | 3 | 4 | 5 | 5 | 5 | 6 |
| 27 | NIKISHYN Bogdan | UKR | 1 | 2 | 3 | 4 | 4 | 5 | 6 | 7 | 8 | 9 | 9 | 10 | 11 | 12 | 12 | 12 | 12 | 13 | 14 | 14 | |

| Seed | Name | NOC Code | 3rd | |
|------|-----------------|----------|-----|----|
| | | | 6 | 7 |
| 38 | WOOD Mike | RSA | 6 | 7 |
| 27 | NIKISHYN Bogdan | UKR | 15 | 15 |

| Warnings and Penalties | Bout Time | Overtime | Warnings and Penalties |
|-------------------------------|-----------|----------|------------------------|
| Yellow card: 0 | 7:19 | -- | Yellow card: 0 |
| Red card: 0 | | | Red card: 0 |
| Black card: 0 | | | Black card: 0 |
| Referee: CHOI Myung Jin (KOR) | | | |
| Assistant: LIENDO Juan (VEN) | | | |
| Assistant: CHU Shisheng (CHN) | | | |

| | | | | | | |
|----------------|---------------------------|-----|----------------------------|-----|---------------------------|----------|
| Legend: | | | | | | |
| 1st | Result after first period | 2nd | Result after second period | 3rd | Result after third period | D Defeat |
| R | Red | V | Victory | | | |



BOUT RESULTS

比赛成绩 (个人) / RÉSULTATS PAR COMBAT

| | | | |
|------|---|-------|---|
| BOUT | 7 | PISTE | R |
|------|---|-------|---|

| Seed | Name | NOC Code | Score | | Score | Seed | Name | NOC Code |
|------|-----------------|----------|-----------|---|-----------|------|-------------------|----------|
| 29 | MEJIAS Wolfgang | VEN | 11 | - | 12 | 36 | TORKILDSEN Sturla | NOR |
| | | | D | | V | | | |

| Seed | Name | NOC | 1st | | | | | | | | | | 2nd | | | | | | | | | | | |
|------|-------------------|-----|-----|---|---|---|---|---|---|---|---|---|-----|---|---|---|---|---|---|---|---|---|----|----|
| | | | 0 | 1 | 1 | 2 | 3 | 3 | 3 | 4 | 4 | 4 | 5 | 5 | 5 | 6 | 7 | 7 | 7 | 8 | 8 | 8 | 9 | 10 |
| 29 | MEJIAS Wolfgang | VEN | 0 | 1 | 1 | 2 | 3 | 3 | 3 | 4 | 4 | 5 | 5 | 5 | 6 | 7 | 7 | 7 | 8 | 8 | 8 | 9 | 10 | 11 |
| 36 | TORKILDSEN Sturla | NOR | 1 | 1 | 2 | 2 | 2 | 3 | 4 | 4 | 5 | 5 | 6 | 7 | 7 | 7 | 7 | 7 | 8 | 9 | 9 | 9 | 9 | 9 |

| Seed | Name | NOC | 3rd OT | | |
|------|-------------------|-----|--------|----|----|
| | | | 11 | 11 | 11 |
| 29 | MEJIAS Wolfgang | VEN | 11 | 11 | 11 |
| 36 | TORKILDSEN Sturla | NOR | 10 | 11 | 12 |

| Warnings and Penalties | Bout Time | Overtime | Warnings and Penalties |
|--|-----------|----------|------------------------|
| Yellow card: 0 | 9:00 | 0:22 | Yellow card: 0 |
| Red card: 0 | | | Red card: 0 |
| Black card: 0 | | | Black card: 0 |
| Referee: ZHENG Kang Zhao (CHN) | | | |
| Assistant: CHOI Myung Jin (KOR) | | | |
| Assistant: WANG Fuchi (CHN) | | | |

| | | | | | | |
|----------------|---------------------------|------------|----------------------------|------------|---------------------------|-----------------|
| Legend: | | | | | | |
| 1st | Result after first period | 2nd | Result after second period | 3rd | Result after third period | D Defeat |
| OT | Overtime | R | Red | V | Victory | |



BOUT RESULTS

比赛成绩 (个人) / RÉSULTATS PAR COMBAT

| | | | |
|------|---|-------|---|
| BOUT | 4 | PISTE | B |
|------|---|-------|---|

| Seed | Name | NOC Code | Score | | Score | Seed | Name | NOC Code |
|------|----------------|----------|-----------|---|-----------|------|-----------|----------|
| 35 | WIERCIOCH Adam | POL | 11 | - | 15 | 30 | LI Guojie | CHN |
| | | | D | | V | | | |

| Seed | Name | NOC | 1st | | | | | | | | | | 2nd | | | | | | | | | | | | |
|------|----------------|-----|-----|---|---|---|---|---|---|---|---|---|-----|----|----|---|---|---|---|----|----|----|---|---|---|
| | | | 0 | 1 | 2 | 3 | 4 | 5 | 6 | 7 | 8 | 9 | 10 | 11 | 12 | 0 | 1 | 2 | 3 | 4 | 5 | 6 | 7 | 8 | 9 |
| 35 | WIERCIOCH Adam | POL | 0 | 0 | 1 | 1 | 1 | 2 | 3 | 4 | 5 | 6 | 6 | 6 | 6 | 7 | 7 | 8 | 8 | 8 | 8 | 8 | | | |
| 30 | LI Guojie | CHN | 1 | 2 | 2 | 3 | 4 | 4 | 4 | 4 | 4 | 4 | 5 | 6 | 7 | 7 | 8 | 8 | 9 | 10 | 11 | 12 | | | |

| Seed | Name | NOC | 3rd | | | | | | | |
|------|----------------|-----|-----|----|----|----|----|----|----|--|
| | | | 9 | 10 | 11 | 12 | 13 | 14 | 15 | |
| 35 | WIERCIOCH Adam | POL | 9 | 9 | 10 | 10 | 11 | 11 | | |
| 30 | LI Guojie | CHN | 12 | 13 | 13 | 14 | 14 | 15 | | |

| Warnings and Penalties | Bout Time | Overtime | Warnings and Penalties |
|----------------------------------|-----------|----------|------------------------|
| Yellow card: 0 | 4:54 | -- | Yellow card: 0 |
| Red card: 0 | | | Red card: 0 |
| Black card: 0 | | | Black card: 0 |
| Referee: HUSAIN Ali (KUW) | | | |
| Assistant: PHAM Anh Tuan (VIE) | | | |
| Assistant: VASQUEZ Rodrigo (CHI) | | | |

| | | | | | | |
|----------------|---------------------------|------------|----------------------------|------------|---------------------------|---------------|
| Legend: | | | | | | |
| 1st | Result after first period | 2nd | Result after second period | 3rd | Result after third period | B Blue |
| D | Defeat | V | Victory | | | |



BOUT RESULTS

比赛成绩 (个人) / RÉSULTATS PAR COMBAT

| | | | |
|------|---|-------|---|
| BOUT | 8 | PISTE | B |
|------|---|-------|---|

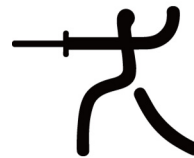
| Seed | Name | NOC Code | Score | | Score | Seed | Name | NOC Code |
|------|-----------------|----------|-----------|---|-----------|------|------------------|----------|
| 28 | JEANNET Fabrice | FRA | 15 | - | 14 | 37 | KATCHURIN Sergey | KGZ |
| | | | V | | D | | | |

| | | 1st | | | | | | | | | | | | | | | | | | | | |
|----|------------------|-----|---|---|---|---|---|---|---|---|---|---|---|---|---|---|---|---|---|---|----|----|
| 28 | JEANNET Fabrice | FRA | 0 | 0 | 1 | 2 | 2 | 2 | 3 | 3 | 4 | 4 | 5 | 6 | 6 | 7 | 7 | 7 | 8 | 9 | 9 | 10 |
| 37 | KATCHURIN Sergey | KGZ | 1 | 2 | 2 | 2 | 3 | 4 | 4 | 5 | 5 | 6 | 6 | 6 | 7 | 7 | 8 | 9 | 9 | 9 | 10 | 10 |

| | | 2nd | | | | | | | | | | | | |
|----|------------------|-----|----|----|----|----|----|----|----|----|----|--|--|--|
| 28 | JEANNET Fabrice | FRA | 11 | 12 | 12 | 12 | 13 | 13 | 14 | 14 | 15 | | | |
| 37 | KATCHURIN Sergey | KGZ | 10 | 10 | 11 | 12 | 12 | 13 | 13 | 14 | 14 | | | |

| Warnings and Penalties | Bout Time | Overtime | Warnings and Penalties |
|-------------------------------------|-----------|----------|------------------------|
| Yellow card: 0 | 5:50 | -- | Yellow card: 0 |
| Red card: 0 | | | Red card: 0 |
| Black card: 0 | | | Black card: 0 |
| Referee: KASZUBOWSKI Adam (POL) | | | |
| Assistant: POURSALMAN Alireza (IRI) | | | |
| Assistant: NAKATA Reiko (JPN) | | | |

| | | | | | | |
|----------------|---------------------------|-----|----------------------------|-----|---------------------------|--------|
| Legend: | | | | | | |
| 1st | Result after first period | 2nd | Result after second period | 3rd | Result after third period | B Blue |
| D | Defeat | V | Victory | | | |



BOUT RESULTS

比赛成绩 (个人) / RÉSULTATS PAR COMBAT

| | | | |
|------|---|-------|---|
| BOUT | 5 | PISTE | G |
|------|---|-------|---|

| Seed | Name | NOC Code | Score | | Score | Seed | Name | NOC Code |
|------|----------------|----------|-------|---|-------|------|-----------------|----------|
| 39 | TORRENTE Dario | RSA | 10 | - | 15 | 25 | VIDEIRA Joaquim | POR |
| | | | D | | V | | | |

| | | 1st | | | | | | | | | | | | | | | | | | | | |
|----|-----------------|-----|---|---|---|---|---|---|---|---|---|---|---|---|---|---|---|---|---|---|----|----|
| 39 | TORRENTE Dario | RSA | 0 | 0 | 1 | 2 | 3 | 3 | 3 | 4 | 5 | 6 | 6 | 6 | 7 | 8 | 8 | 8 | 9 | 9 | 9 | 9 |
| 25 | VIDEIRA Joaquim | POR | 1 | 2 | 2 | 2 | 2 | 3 | 4 | 4 | 4 | 4 | 5 | 6 | 6 | 6 | 7 | 8 | 8 | 9 | 10 | 11 |

| | | 2nd | | | | | |
|----|-----------------|-----|----|----|----|----|----|
| 39 | TORRENTE Dario | RSA | 9 | 9 | 9 | 10 | 10 |
| 25 | VIDEIRA Joaquim | POR | 12 | 13 | 14 | 14 | 15 |

| Warnings and Penalties | Bout Time | Overtime | Warnings and Penalties |
|---------------------------------------|-----------|----------|------------------------|
| Yellow card: 0 | 5:56 | -- | Yellow card: 0 |
| Red card: 0 | | | Red card: 0 |
| Black card: 0 | | | Black card: 0 |
| Referee: ROTH Peter (GER) | | | |
| Assistant: GANA Ahmed (ALG) | | | |
| Assistant: TROIS de AVILA Regis (BRA) | | | |

| | | | | | | |
|----------------|---------------------------|-----|----------------------------|-----|---------------------------|----------|
| Legend: | | | | | | |
| 1st | Result after first period | 2nd | Result after second period | 3rd | Result after third period | D Defeat |
| G | Green | V | Victory | | | |



BOUT RESULTS

比赛成绩 (个人) / RÉSULTATS PAR COMBAT

| | | | |
|------|---|-------|---|
| BOUT | 9 | PISTE | G |
|------|---|-------|---|

| Seed | Name | NOC Code | Score | | Score | Seed | Name | NOC Code |
|------|---------------|----------|-----------|---|-----------|------|-----------------|----------|
| 32 | NISHIDA Shogo | JPN | 11 | - | 15 | 34 | INOSTROZA Paris | CHI |
| | | | D | | V | | | |

| Seed | Name | NOC Code | 1st | | | | | 2nd | | | | | 3rd | | | | | | | | | |
|------|-----------------|----------|-----|---|---|---|---|-----|---|---|---|---|-----|---|---|---|---|---|---|----|----|----|
| | | | 1 | 2 | 3 | 3 | 3 | 4 | 4 | 4 | 5 | 5 | 5 | 5 | 6 | 7 | 7 | 8 | 8 | 8 | 8 | 9 |
| 32 | NISHIDA Shogo | JPN | 1 | 2 | 3 | 3 | 3 | 4 | 4 | 4 | 5 | 5 | 5 | 5 | 6 | 7 | 7 | 8 | 8 | 8 | 8 | 9 |
| 34 | INOSTROZA Paris | CHI | 0 | 0 | 0 | 1 | 2 | 2 | 3 | 4 | 4 | 5 | 6 | 7 | 7 | 7 | 8 | 8 | 9 | 10 | 11 | 11 |

| Seed | Name | NOC Code | 3rd | | | | | |
|------|-----------------|----------|-----|----|----|----|----|----|
| | | | 10 | 10 | 10 | 11 | 11 | |
| 32 | NISHIDA Shogo | JPN | 10 | 10 | 10 | 11 | 11 | |
| 34 | INOSTROZA Paris | CHI | 11 | 12 | 13 | 13 | 14 | 15 |

| Warnings and Penalties | Bout Time | Overtime | Warnings and Penalties |
|---------------------------------------|-----------|----------|------------------------|
| Yellow card: 0 | 8:49 | -- | Yellow card: 0 |
| Red card: 0 | | | Red card: 0 |
| Black card: 0 | | | Black card: 0 |
| Referee: SACH David (GBR) | | | |
| Assistant: TROIS de AVILA Regis (BRA) | | | |
| Assistant: GANA Ahmed (ALG) | | | |

| | | | | | | |
|----------------|---------------------------|------------|----------------------------|------------|---------------------------|-----------------|
| Legend: | | | | | | |
| 1st | Result after first period | 2nd | Result after second period | 3rd | Result after third period | D Defeat |
| G | Green | V | Victory | | | |



BOUT RESULTS

比赛成绩 (个人) / RÉSULTATS PAR COMBAT

| | | | |
|------|----|-------|---|
| BOUT | 10 | PISTE | Y |
|------|----|-------|---|

| Seed | Name | NOC Code | Score | | Score | Seed | Name | NOC Code |
|------|----------------|----------|-----------|---|-----------|------|--------------------|----------|
| 2 | JEANNET Jerome | FRA | 15 | - | 14 | 33 | NOVOSJOLOV Nikolai | EST |
| | | | V | | D | | | |

| | | 1st | | | | | | | | | | | | | | | | | | | | | |
|----|--------------------|-----|---|---|---|---|---|---|---|---|---|---|---|---|---|---|----|----|----|----|----|----|----|
| 2 | JEANNET Jerome | FRA | 1 | 1 | 2 | 2 | 2 | 2 | 2 | 2 | 2 | 2 | 3 | 4 | 5 | 5 | 5 | 5 | 6 | 6 | 7 | 8 | 9 |
| 33 | NOVOSJOLOV Nikolai | EST | 0 | 1 | 1 | 2 | 3 | 4 | 5 | 6 | 7 | 7 | 7 | 7 | 8 | 9 | 10 | 10 | 11 | 11 | 11 | 11 | 11 |

| | | 2nd | | | | | | | | | 3rd | | | |
|----|--------------------|-----|----|----|----|----|----|----|----|----|-----|--|--|--|
| 2 | JEANNET Jerome | FRA | 9 | 10 | 11 | 12 | 13 | 13 | 14 | 14 | 15 | | | |
| 33 | NOVOSJOLOV Nikolai | EST | 12 | 12 | 12 | 12 | 12 | 13 | 13 | 14 | 14 | | | |

| Warnings and Penalties | Bout Time | Overtime | Warnings and Penalties |
|------------------------------|-----------|----------|------------------------|
| Yellow card: 0 | 7:54 | -- | Yellow card: 0 |
| Red card: 0 | | | Red card: 0 |
| Black card: 0 | | | Black card: 0 |
| Referee: NAKATA Reiko (JPN) | | | |
| Assistant: LIENDO Juan (VEN) | | | |
| Assistant: WANG Fuchi (CHN) | | | |

| | | | | | | |
|----------------|---------------------------|-----|----------------------------|-----|---------------------------|----------|
| Legend: | | | | | | |
| 1st | Result after first period | 2nd | Result after second period | 3rd | Result after third period | D Defeat |
| V | Victory | Y | Yellow | | | |



BOUT RESULTS

比赛成绩 (个人) / RÉSULTATS PAR COMBAT

| | | | |
|------|----|-------|---|
| BOUT | 14 | PISTE | Y |
|------|----|-------|---|

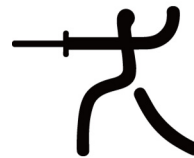
| Seed | Name | NOC Code | Score | | Score | Seed | Name | NOC Code |
|------|-------------|----------|-----------|---|-----------|------|-----------------|----------|
| 17 | KIM Won Jin | KOR | 14 | - | 15 | 15 | ABAJO Jose Luis | ESP |
| | | | D | | V | | | |

| | | 1st | | | | | | | | | | | | | | | | | | | | |
|----|-----------------|-----|---|---|---|---|---|---|---|---|---|---|---|---|---|---|---|---|---|---|----|----|
| 17 | KIM Won Jin | KOR | 1 | 2 | 2 | 3 | 3 | 3 | 3 | 4 | 5 | 5 | 5 | 6 | 7 | 7 | 7 | 8 | 8 | 9 | 10 | 10 |
| 15 | ABAJO Jose Luis | ESP | 0 | 0 | 1 | 1 | 2 | 3 | 4 | 4 | 4 | 5 | 6 | 6 | 6 | 7 | 8 | 8 | 9 | 9 | 9 | 10 |

| | | 2nd | | | | | | | | 3rd | | | |
|----|-----------------|-----|----|----|----|----|----|----|----|-----|----|--|--|
| 17 | KIM Won Jin | KOR | 11 | 12 | 12 | 12 | 13 | 13 | 13 | 14 | 14 | | |
| 15 | ABAJO Jose Luis | ESP | 10 | 10 | 11 | 12 | 12 | 13 | 14 | 14 | 15 | | |

| Warnings and Penalties | Bout Time | Overtime | Warnings and Penalties |
|-------------------------------|-----------|----------|------------------------|
| Yellow card: 0 | 7:04 | -- | Yellow card: 1 |
| Red card: 0 | | | Red card: 0 |
| Black card: 0 | | | Black card: 0 |
| Referee: LU Jianming (CHN) | | | |
| Assistant: NAKATA Reiko (JPN) | | | |
| Assistant: LIENDO Juan (VEN) | | | |

| | | | | | | |
|----------------|---------------------------|------------|----------------------------|------------|---------------------------|----------|
| Legend: | | | | | | |
| 1st | Result after first period | 2nd | Result after second period | 3rd | Result after third period | D |
| V | Victory | Y | Yellow | | | Defeat |



BOUT RESULTS

比赛成绩 (个人) / RÉSULTATS PAR COMBAT

| | | | |
|------|----|-------|---|
| BOUT | 18 | PISTE | Y |
|------|----|-------|---|

| Seed | Name | NOC Code | Score | | Score | Seed | Name | NOC Code |
|------|--------------------|----------|-----------|---|-----------|------|---------------|----------|
| 10 | CONFALONIERI Diego | ITA | 15 | - | 10 | 24 | MOTYKA Tomasz | POL |
| | | | V | | D | | | |

| | | 1st | | | | | | | | | | | | | | | | | | | | |
|----|--------------------|-----|---|---|---|---|---|---|---|---|---|---|---|---|---|---|---|----|----|----|----|----|
| 10 | CONFALONIERI Diego | ITA | 0 | 0 | 1 | 2 | 3 | 3 | 3 | 3 | 4 | 4 | 5 | 6 | 7 | 8 | 9 | 10 | 10 | 10 | 11 | 11 |
| 24 | MOTYKA Tomasz | POL | 1 | 2 | 2 | 2 | 2 | 3 | 4 | 5 | 5 | 6 | 6 | 6 | 6 | 6 | 6 | 6 | 7 | 8 | 8 | 9 |

| | | 2nd | | | | | |
|----|--------------------|-----|----|----|----|----|----|
| 10 | CONFALONIERI Diego | ITA | 12 | 12 | 13 | 14 | 15 |
| 24 | MOTYKA Tomasz | POL | 9 | 10 | 10 | 10 | 10 |

| Warnings and Penalties | Bout Time | Overtime | Warnings and Penalties |
|-------------------------------|-----------|----------|------------------------|
| Yellow card: 0 | 5:09 | -- | Yellow card: 0 |
| Red card: 0 | | | Red card: 0 |
| Black card: 0 | | | Black card: 0 |
| Referee: WANG Fuchi (CHN) | | | |
| Assistant: LU Jianming (CHN) | | | |
| Assistant: NAKATA Reiko (JPN) | | | |

| | | | | | | |
|----------------|---------------------------|------------|----------------------------|------------|---------------------------|-----------------|
| Legend: | | | | | | |
| 1st | Result after first period | 2nd | Result after second period | 3rd | Result after third period | D Defeat |
| V | Victory | Y | Yellow | | | |



BOUT RESULTS

比赛成绩 (个人) / RÉSULTATS PAR COMBAT

| | | | |
|------|----|-------|---|
| BOUT | 22 | PISTE | Y |
|------|----|-------|---|

| Seed | Name | NOC Code | Score | | Score | Seed | Name | NOC Code |
|------|--------------|----------|-------|---|-------|------|-----------|----------|
| 26 | KIM Seung Gu | KOR | 14 | - | 15 | 8 | IMRE Geza | HUN |
| | | | D | | V | | | |

| Seed | Name | NOC | 1st | | | | | | | | | | 2nd | | | | | | | | | |
|------|--------------|-----|-----|---|---|---|---|---|---|---|---|---|-----|---|---|---|---|---|----|----|----|----|
| | | | 0 | 1 | 2 | 3 | 3 | 3 | 4 | 4 | 4 | 5 | 5 | 6 | 6 | 7 | 7 | 7 | 7 | 8 | 8 | |
| 26 | KIM Seung Gu | KOR | 0 | 1 | 2 | 3 | 3 | 3 | 4 | 4 | 4 | 5 | 5 | 6 | 6 | 7 | 7 | 7 | 7 | 8 | 8 | |
| 8 | IMRE Geza | HUN | 1 | 1 | 1 | 1 | 2 | 3 | 3 | 4 | 5 | 5 | 6 | 6 | 7 | 7 | 8 | 9 | 10 | 11 | 11 | 12 |

| Seed | Name | NOC | 3rd | | | | | | | | | |
|------|--------------|-----|-----|----|----|----|----|----|----|----|----|----|
| | | | 9 | 9 | 10 | 11 | 12 | 12 | 13 | 14 | 14 | 15 |
| 26 | KIM Seung Gu | KOR | 9 | 9 | 10 | 11 | 12 | 12 | 13 | 14 | 14 | 15 |
| 8 | IMRE Geza | HUN | 12 | 13 | 13 | 13 | 13 | 14 | 14 | 14 | 15 | |

| Warnings and Penalties | Bout Time | Overtime | Warnings and Penalties |
|-------------------------------|-----------|----------|------------------------|
| Yellow card: 0 | 7:53 | -- | Yellow card: 0 |
| Red card: 0 | | | Red card: 0 |
| Black card: 0 | | | Black card: 0 |
| Referee: LIENDO Juan (VEN) | | | |
| Assistant: NAKATA Reiko (JPN) | | | |
| Assistant: WANG Fuchi (CHN) | | | |

| | | | | | | |
|----------------|---------------------------|-----|----------------------------|-----|---------------------------|----------|
| Legend: | | | | | | |
| 1st | Result after first period | 2nd | Result after second period | 3rd | Result after third period | D Defeat |
| V | Victory | Y | Yellow | | | |



BOUT RESULTS

比赛成绩 (个人) / RÉSULTATS PAR COMBAT

| | | | |
|------|----|-------|---|
| BOUT | 11 | PISTE | R |
|------|----|-------|---|

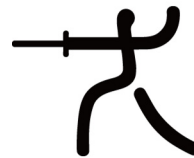
| Seed | Name | NOC Code | Score | Score | Seed | Name | NOC Code |
|------|----------------|----------|-----------|-------|------|-----------------|----------|
| 6 | KAUTER Michael | SUI | 15 | - | 27 | NIKISHYN Bogdan | UKR |
| | | | V | | | | D |

| Seed | Name | NOC Code | 1st | | | | | 2nd | | | | | | | | | | | | | | |
|------|-----------------|----------|-----|---|---|---|---|-----|---|---|---|---|----|----|---|---|---|---|---|----|----|----|
| | | | 0 | 1 | 2 | 3 | 4 | 5 | 6 | 7 | 8 | 9 | 10 | 11 | | | | | | | | |
| 6 | KAUTER Michael | SUI | 0 | 0 | 1 | 1 | 2 | 3 | 4 | 4 | 5 | 6 | 6 | 7 | 7 | 8 | 8 | 9 | 9 | 10 | 11 | 11 |
| 27 | NIKISHYN Bogdan | UKR | 1 | 2 | 2 | 3 | 3 | 3 | 3 | 4 | 4 | 4 | 5 | 5 | 6 | 6 | 7 | 7 | 8 | 8 | 8 | 9 |

| Seed | Name | NOC Code | 3rd | | | | | | | |
|------|-----------------|----------|-----|----|----|----|----|----|----|--|
| | | | 11 | 12 | 13 | 13 | 14 | 14 | 15 | |
| 6 | KAUTER Michael | SUI | 11 | 12 | 13 | 13 | 14 | 14 | 15 | |
| 27 | NIKISHYN Bogdan | UKR | 10 | 10 | 10 | 11 | 11 | 12 | 12 | |

| Warnings and Penalties | Bout Time | Overtime | Warnings and Penalties |
|--|-----------|----------|------------------------|
| Yellow card: 1 | 8:53 | -- | Yellow card: 0 |
| Red card: 1 | | | Red card: 0 |
| Black card: 0 | | | Black card: 0 |
| Referee: TROIS de AVILA Regis (BRA) | | | |
| Assistant: SACH David (GBR) | | | |
| Assistant: CHOI Myung Jin (KOR) | | | |

| | | | | | | |
|----------------|---------------------------|------------|----------------------------|------------|---------------------------|-----------------|
| Legend: | | | | | | |
| 1st | Result after first period | 2nd | Result after second period | 3rd | Result after third period | D Defeat |
| R | Red | V | Victory | | | |



BOUT RESULTS

比赛成绩 (个人) / RÉSULTATS PAR COMBAT

| | | | |
|------|----|-------|---|
| BOUT | 15 | PISTE | R |
|------|----|-------|---|

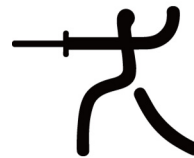
| Seed | Name | NOC Code | Score | | Score | Seed | Name | NOC Code |
|------|----------|----------|-----------|---|-----------|------|---------------|----------|
| 21 | WANG Lei | CHN | 10 | - | 15 | 12 | VERWIJLEN Bas | NED |
| | | | D | | V | | | |

| | | 2nd | | | | | | | | | | | | | | | | | | | | |
|----|---------------|-----|---|---|---|---|---|---|---|---|---|---|---|---|---|---|---|---|---|----|----|----|
| 21 | WANG Lei | CHN | 0 | 0 | 0 | 1 | 1 | 1 | 2 | 3 | 3 | 4 | 4 | 5 | 6 | 7 | 7 | 8 | 8 | 8 | 8 | 8 |
| 12 | VERWIJLEN Bas | NED | 1 | 2 | 3 | 3 | 4 | 5 | 5 | 5 | 6 | 6 | 7 | 7 | 7 | 7 | 8 | 8 | 9 | 10 | 11 | 12 |

| | | 3rd | | | | | |
|----|---------------|-----|----|----|----|----|----|
| 21 | WANG Lei | CHN | 9 | 9 | 10 | 10 | 10 |
| 12 | VERWIJLEN Bas | NED | 12 | 13 | 13 | 14 | 15 |

| Warnings and Penalties | Bout Time | Overtime | Warnings and Penalties |
|--|-----------|----------|------------------------|
| Yellow card: 1 | 7:03 | -- | Yellow card: 1 |
| Red card: 1 | | | Red card: 0 |
| Black card: 0 | | | Black card: 0 |
| Referee: KASZUBOWSKI Adam (POL) | | | |
| Assistant: HUSAIN Ali (KUW) | | | |
| Assistant: TROIS de AVILA Regis (BRA) | | | |

| | | | | | | |
|----------------|---------------------------|------------|----------------------------|------------|---------------------------|-----------------|
| Legend: | | | | | | |
| 1st | Result after first period | 2nd | Result after second period | 3rd | Result after third period | D Defeat |
| R | Red | V | Victory | | | |



BOUT RESULTS

比赛成绩 (个人) / RÉSULTATS PAR COMBAT

| | | | |
|------|----|-------|---|
| BOUT | 19 | PISTE | R |
|------|----|-------|---|

| Seed | Name | NOC Code | Score | | Score | Seed | Name | NOC Code |
|------|----------------|----------|-----------|---|-----------|------|--------------|----------|
| 14 | ROBEIRI Ulrich | FRA | 15 | - | 11 | 19 | AVDEEV Anton | RUS |
| | | | V | | D | | | |

| | | 1st | | | | | | | | | | | | | | | | | | | | |
|------|----------------|----------|---|---|---|---|---|---|---|---|---|---|---|---|---|---|---|---|----|----|----|----|
| Seed | Name | NOC Code | 1 | 2 | 3 | 3 | 4 | 4 | 4 | 5 | 5 | 6 | 6 | 7 | 8 | 8 | 8 | 9 | 10 | 10 | 10 | 11 |
| 14 | ROBEIRI Ulrich | FRA | 1 | 2 | 3 | 3 | 4 | 4 | 4 | 5 | 5 | 6 | 6 | 7 | 8 | 8 | 8 | 9 | 10 | 10 | 10 | 11 |
| 19 | AVDEEV Anton | RUS | 0 | 0 | 0 | 1 | 1 | 2 | 3 | 3 | 4 | 4 | 5 | 5 | 5 | 6 | 7 | 7 | 7 | 8 | 9 | 9 |

| | | 2nd | | | | | | |
|------|----------------|----------|----|----|----|----|----|----|
| Seed | Name | NOC Code | 12 | 12 | 13 | 13 | 14 | 15 |
| 14 | ROBEIRI Ulrich | FRA | 12 | 12 | 13 | 13 | 14 | 15 |
| 19 | AVDEEV Anton | RUS | 9 | 10 | 10 | 11 | 11 | 11 |

| Warnings and Penalties | Bout Time | Overtime | Warnings and Penalties |
|-----------------------------------|-----------|----------|------------------------|
| Yellow card: 0 | 5:24 | -- | Yellow card: 0 |
| Red card: 0 | | | Red card: 0 |
| Black card: 0 | | | Black card: 0 |
| Referee: SACH David (GBR) | | | |
| Assistant: CHOI Myung Jin (KOR) | | | |
| Assistant: KASZUBOWSKI Adam (POL) | | | |

| | | | | | | |
|----------------|---------------------------|-----|----------------------------|-----|---------------------------|----------|
| Legend: | | | | | | |
| 1st | Result after first period | 2nd | Result after second period | 3rd | Result after third period | D Defeat |
| R | Red | V | Victory | | | |



BOUT RESULTS

比赛成绩 (个人) / RÉSULTATS PAR COMBAT

| | | | |
|------|----|-------|---|
| BOUT | 23 | PISTE | R |
|------|----|-------|---|

| Seed | Name | NOC Code | Score | | Score | Seed | Name | NOC Code |
|------|-------------------|----------|-----------|---|-----------|------|-------------------|----------|
| 36 | TORKILDSEN Sturla | NOR | 10 | - | 15 | 3 | TAGLIARIOL Matteo | ITA |
| | | | D | | V | | | |

| Seed | Name | NOC | 1st | | | | | | | | | | 2nd | | | | | | | | | |
|------|-------------------|-----|-----|---|---|---|---|---|---|---|---|---|-----|---|---|---|---|---|----|----|----|----|
| | | | 0 | 1 | 1 | 2 | 2 | 2 | 3 | 3 | 4 | 4 | 4 | 4 | 5 | 5 | 6 | 7 | 7 | 7 | 8 | 8 |
| 36 | TORKILDSEN Sturla | NOR | 0 | 1 | 1 | 2 | 2 | 2 | 3 | 3 | 4 | 4 | 4 | 4 | 5 | 5 | 6 | 7 | 7 | 7 | 8 | 8 |
| 3 | TAGLIARIOL Matteo | ITA | 1 | 1 | 2 | 2 | 3 | 4 | 4 | 5 | 5 | 6 | 7 | 8 | 8 | 9 | 9 | 9 | 10 | 11 | 11 | 12 |

| Seed | Name | NOC | 3rd | | | | |
|------|-------------------|-----|-----|----|----|----|----|
| | | | 9 | 9 | 9 | 10 | 10 |
| 36 | TORKILDSEN Sturla | NOR | 9 | 9 | 9 | 10 | 10 |
| 3 | TAGLIARIOL Matteo | ITA | 12 | 13 | 14 | 14 | 15 |

| Warnings and Penalties | Bout Time | Overtime | Warnings and Penalties |
|---------------------------------------|-----------|----------|------------------------|
| Yellow card: 0 | 7:58 | -- | Yellow card: 0 |
| Red card: 0 | | | Red card: 0 |
| Black card: 0 | | | Black card: 0 |
| Referee: HUSAIN Ali (KUW) | | | |
| Assistant: TROIS de AVILA Regis (BRA) | | | |
| Assistant: SACH David (GBR) | | | |

| | | | | | | |
|----------------|---------------------------|-----|----------------------------|-----|---------------------------|----------|
| Legend: | | | | | | |
| 1st | Result after first period | 2nd | Result after second period | 3rd | Result after third period | D Defeat |
| R | Red | V | Victory | | | |



BOUT RESULTS

比赛成绩 (个人) / RÉSULTATS PAR COMBAT

| | | | |
|------|----|-------|---|
| BOUT | 12 | PISTE | B |
|------|----|-------|---|

| Seed | Name | NOC Code | Score | | Score | Seed | Name | NOC Code |
|------|--------------|----------|-----------|---|----------|------|-----------|----------|
| 4 | JUNG Jin Sun | KOR | 15 | - | 6 | 30 | LI Guojie | CHN |
| | | | V | | D | | | |

| | | | 1st | | | | | | | | 2nd | | | | | | | | | | | |
|----|--------------|-----|-----|---|---|---|---|---|---|---|-----|---|---|---|---|----|----|----|----|----|----|----|
| 4 | JUNG Jin Sun | KOR | 0 | 1 | 2 | 3 | 4 | 4 | 5 | 6 | 6 | 7 | 8 | 8 | 9 | 10 | 11 | 12 | 13 | 13 | 14 | 14 |
| 30 | LI Guojie | CHN | 1 | 1 | 1 | 1 | 1 | 2 | 2 | 2 | 3 | 3 | 3 | 4 | 4 | 4 | 4 | 4 | 4 | 5 | 5 | 6 |

| | | | 3rd | |
|----|--------------|-----|-----|--|
| 4 | JUNG Jin Sun | KOR | 15 | |
| 30 | LI Guojie | CHN | 6 | |

| Warnings and Penalties | Bout Time | Overtime | Warnings and Penalties |
|--------------------------------|-----------|----------|------------------------|
| Yellow card: 0 | 7:13 | -- | Yellow card: 0 |
| Red card: 0 | | | Red card: 0 |
| Black card: 0 | | | Black card: 0 |
| Referee: VASQUEZ Rodrigo (CHI) | | | |
| Assistant: ROTH Peter (GER) | | | |
| Assistant: MAMEDOV Ilgar (RUS) | | | |

| | | | | | | |
|----------------|---------------------------|------------|----------------------------|------------|---------------------------|---------------|
| Legend: | | | | | | |
| 1st | Result after first period | 2nd | Result after second period | 3rd | Result after third period | B Blue |
| D | Defeat | V | Victory | | | |



BOUT RESULTS

比赛成绩 (个人) / RÉSULTATS PAR COMBAT

| | | | |
|------|----|-------|---|
| BOUT | 16 | PISTE | B |
|------|----|-------|---|

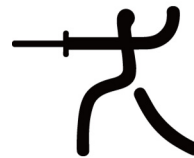
| Seed | Name | NOC Code | Score | | Score | Seed | Name | NOC Code |
|------|-------------------------|----------|-----------|---|-----------|------|---------------|----------|
| 20 | LIMARDO GASCON Ruben D. | VEN | 13 | - | 15 | 13 | CHUMAK Dmytro | UKR |
| | | | D | | V | | | |

| | | 1st | | | | | | | | | | | | | | | | | | | | |
|----|-------------------------|-----|---|---|---|---|---|---|---|---|---|---|---|---|---|---|---|---|---|----|----|----|
| 20 | LIMARDO GASCON Ruben D. | VEN | 0 | 0 | 0 | 0 | 1 | 1 | 2 | 3 | 3 | 3 | 4 | 4 | 5 | 6 | 7 | 8 | 8 | 8 | 8 | 8 |
| 13 | CHUMAK Dmytro | UKR | 1 | 2 | 3 | 4 | 4 | 5 | 5 | 5 | 6 | 7 | 7 | 8 | 8 | 8 | 8 | 8 | 9 | 10 | 11 | 12 |

| | | 2nd | | | | | | | | 3rd | | | | |
|----|-------------------------|-----|----|----|----|----|----|----|----|-----|--|--|--|--|
| 20 | LIMARDO GASCON Ruben D. | VEN | 9 | 10 | 10 | 11 | 11 | 12 | 12 | 13 | | | | |
| 13 | CHUMAK Dmytro | UKR | 12 | 12 | 13 | 13 | 14 | 14 | 15 | 15 | | | | |

| Warnings and Penalties | Bout Time | Overtime | Warnings and Penalties |
|----------------------------------|-----------|----------|------------------------|
| Yellow card: 1 | 7:58 | -- | Yellow card: 0 |
| Red card: 1 | | | Red card: 0 |
| Black card: 0 | | | Black card: 0 |
| Referee: PHAM Anh Tuan (VIE) | | | |
| Assistant: VASQUEZ Rodrigo (CHI) | | | |
| Assistant: ROTH Peter (GER) | | | |

| | | | | | | |
|----------------|---------------------------|-----|----------------------------|-----|---------------------------|--------|
| Legend: | | | | | | |
| 1st | Result after first period | 2nd | Result after second period | 3rd | Result after third period | B Blue |
| D | Defeat | V | Victory | | | |



BOUT RESULTS

比赛成绩 (个人) / RÉSULTATS PAR COMBAT

| | | | |
|------|----|-------|---|
| BOUT | 20 | PISTE | B |
|------|----|-------|---|

| Seed | Name | NOC Code | Score | | Score | Seed | Name | NOC Code |
|------|-----------------|----------|-----------|---|-----------|------|-----------------|----------|
| 11 | KHVOROST Maksym | UKR | 11 | - | 15 | 22 | TIKHOMIROV Igor | CAN |
| | | | D | | V | | | |

| Seed | Name | NOC | 1st | | | | | | | | | | 2nd | | | | | | | | | |
|------|-----------------|-----|-----|---|---|---|---|---|---|---|---|----|-----|---|---|---|---|---|---|---|----|----|
| | | | 1 | 2 | 3 | 4 | 5 | 6 | 7 | 8 | 9 | 10 | 1 | 2 | 3 | 4 | 5 | 6 | 7 | 8 | 9 | 10 |
| 11 | KHVOROST Maksym | UKR | 1 | 1 | 2 | 2 | 3 | 4 | 4 | 4 | 5 | 5 | 5 | 5 | 6 | 7 | 7 | 8 | 9 | 9 | 9 | 9 |
| 22 | TIKHOMIROV Igor | CAN | 0 | 1 | 1 | 2 | 2 | 2 | 3 | 4 | 4 | 5 | 6 | 7 | 7 | 7 | 8 | 8 | 8 | 9 | 10 | 11 |

| Seed | Name | NOC | 3rd | | | | | | |
|------|-----------------|-----|-----|----|----|----|----|----|--|
| | | | 10 | 10 | 10 | 11 | 11 | 11 | |
| 11 | KHVOROST Maksym | UKR | 10 | 10 | 10 | 11 | 11 | 11 | |
| 22 | TIKHOMIROV Igor | CAN | 11 | 12 | 13 | 13 | 14 | 15 | |

| Warnings and Penalties | Bout Time | Overtime | Warnings and Penalties |
|----------------------------------|-----------|----------|------------------------|
| Yellow card: 0 | 8:30 | -- | Yellow card: 0 |
| Red card: 0 | | | Red card: 0 |
| Black card: 0 | | | Black card: 0 |
| Referee: MAMEDOV Ilgar (RUS) | | | |
| Assistant: PHAM Anh Tuan (VIE) | | | |
| Assistant: VASQUEZ Rodrigo (CHI) | | | |

| | | | | | | |
|----------------|---------------------------|------------|----------------------------|------------|---------------------------|---------------|
| Legend: | | | | | | |
| 1st | Result after first period | 2nd | Result after second period | 3rd | Result after third period | B Blue |
| D | Defeat | V | Victory | | | |



BOUT RESULTS

比赛成绩 (个人) / RÉSULTATS PAR COMBAT

| | | | |
|------|----|-------|---|
| BOUT | 24 | PISTE | B |
|------|----|-------|---|

| Seed | Name | NOC Code | Score | | Score | Seed | Name | NOC Code |
|------|-----------------|----------|-----------|---|-----------|------|---------------|----------|
| 28 | JEANNET Fabrice | FRA | 15 | - | 11 | 5 | KELSEY Weston | USA |
| | | | V | | D | | | |

| Seed | Name | NOC Code | 1st | | | | | | | | | | 2nd | | | | | | | | | |
|------|-----------------|----------|-----|---|---|---|---|---|---|---|---|---|-----|---|---|---|---|---|---|---|----|----|
| | | | 1 | 2 | 3 | 3 | 3 | 4 | 4 | 4 | 5 | 5 | 6 | 6 | 7 | 7 | 7 | 8 | 8 | 9 | 9 | 10 |
| 28 | JEANNET Fabrice | FRA | 1 | 2 | 3 | 3 | 3 | 4 | 4 | 4 | 5 | 5 | 6 | 6 | 7 | 7 | 7 | 8 | 9 | 9 | 10 | 10 |
| 5 | KELSEY Weston | USA | 0 | 0 | 0 | 1 | 2 | 2 | 3 | 4 | 4 | 5 | 5 | 6 | 6 | 7 | 8 | 8 | 8 | 9 | 9 | 10 |

| Seed | Name | NOC Code | 3rd | | | | | | |
|------|-----------------|----------|-----|----|----|----|----|----|--|
| | | | 11 | 12 | 13 | 13 | 14 | 15 | |
| 28 | JEANNET Fabrice | FRA | 11 | 12 | 13 | 13 | 14 | 15 | |
| 5 | KELSEY Weston | USA | 10 | 10 | 10 | 11 | 11 | 11 | |

| Warnings and Penalties | Bout Time | Overtime | Warnings and Penalties |
|--------------------------------|-----------|----------|------------------------|
| Yellow card: 0 | 8:53 | -- | Yellow card: 0 |
| Red card: 0 | | | Red card: 0 |
| Black card: 0 | | | Black card: 0 |
| Referee: ROTH Peter (GER) | | | |
| Assistant: MAMEDOV Ilgar (RUS) | | | |
| Assistant: PHAM Anh Tuan (VIE) | | | |

| | | | | | | |
|----------------|---------------------------|------------|----------------------------|------------|---------------------------|---------------|
| Legend: | | | | | | |
| 1st | Result after first period | 2nd | Result after second period | 3rd | Result after third period | B Blue |
| D | Defeat | V | Victory | | | |



BOUT RESULTS

比赛成绩 (个人) / RÉSULTATS PAR COMBAT

| | | | |
|------|----|-------|---|
| BOUT | 13 | PISTE | G |
|------|----|-------|---|

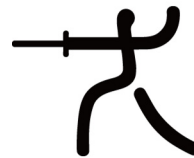
| Seed | Name | NOC Code | Score | | Score | Seed | Name | NOC Code |
|------|---------------------|----------|-----------|---|----------|------|-----------------|----------|
| 7 | ZAWROTNIAK Radoslaw | POL | 15 | - | 9 | 25 | VIDEIRA Joaquim | POR |
| | | | V | | D | | | |

| | | | | | | | | | | | | | | | | | | | | | | |
|----|---------------------|-----|---|---|---|---|---|---|---|---|---|---|---|---|---|---|----|----|----|----|----|----|
| 7 | ZAWROTNIAK Radoslaw | POL | 0 | 1 | 1 | 2 | 3 | 4 | 5 | 6 | 6 | 7 | 8 | 8 | 9 | 9 | 10 | 10 | 10 | 11 | 11 | 12 |
| 25 | VIDEIRA Joaquim | POR | 1 | 1 | 2 | 2 | 2 | 2 | 2 | 2 | 3 | 3 | 3 | 4 | 4 | 5 | 5 | 6 | 7 | 7 | 8 | 8 |

| | | | 1st | | 2nd | |
|----|---------------------|-----|-----|----|-----|----|
| 7 | ZAWROTNIAK Radoslaw | POL | 12 | 13 | 14 | 15 |
| 25 | VIDEIRA Joaquim | POR | 9 | 9 | 9 | 9 |

| Warnings and Penalties | Bout Time | Overtime | Warnings and Penalties |
|--|-----------|----------|------------------------|
| Yellow card: 0 | 4:00 | -- | Yellow card: 0 |
| Red card: 0 | | | Red card: 0 |
| Black card: 0 | | | Black card: 0 |
| Referee: POURSALMAN Alireza (IRI) | | | |
| Assistant: GABY Bruno (FRA) | | | |
| Assistant: ZHENG Kang Zhao (CHN) | | | |

| | | | | | | |
|----------------|---------------------------|------------|----------------------------|------------|---------------------------|-----------------|
| Legend: | | | | | | |
| 1st | Result after first period | 2nd | Result after second period | 3rd | Result after third period | D Defeat |
| G | Green | V | Victory | | | |



BOUT RESULTS

比赛成绩 (个人) / RÉSULTATS PAR COMBAT

| | | | |
|------|----|-------|---|
| BOUT | 17 | PISTE | G |
|------|----|-------|---|

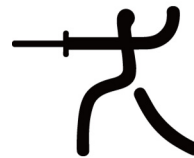
| Seed | Name | NOC Code | Score | | Score | Seed | Name | NOC Code |
|------|-------------|----------|-----------|---|----------|------|-------------------|----------|
| 23 | YIN Lianchi | CHN | 15 | - | 9 | 9 | KULCSAR Krisztian | HUN |
| | | | V | | D | | | |

| Seed | Name | NOC Code | 1st | | | | | | | | | | 2nd | | | | | | | | | |
|------|-------------------|----------|-----|---|---|---|---|---|---|---|---|----|-----|---|---|---|----|----|----|----|----|----|
| | | | 1 | 2 | 3 | 4 | 5 | 6 | 7 | 8 | 9 | 10 | 1 | 2 | 3 | 4 | 5 | 6 | 7 | 8 | 9 | 10 |
| 23 | YIN Lianchi | CHN | 1 | 1 | 2 | 3 | 4 | 4 | 5 | 6 | 6 | 7 | 7 | 8 | 8 | 9 | 10 | 11 | 11 | 12 | 13 | 13 |
| 9 | KULCSAR Krisztian | HUN | 0 | 1 | 1 | 1 | 1 | 2 | 2 | 2 | 3 | 3 | 4 | 4 | 5 | 5 | 5 | 5 | 6 | 6 | 6 | 7 |

| Seed | Name | NOC Code | 3rd | | | |
|------|-------------------|----------|-----|----|----|----|
| | | | 14 | 14 | 14 | 15 |
| 23 | YIN Lianchi | CHN | 14 | 14 | 14 | 15 |
| 9 | KULCSAR Krisztian | HUN | 7 | 8 | 9 | 9 |

| Warnings and Penalties | Bout Time | Overtime | Warnings and Penalties |
|--|-----------|----------|------------------------|
| Yellow card: 0 | 7:12 | -- | Yellow card: 0 |
| Red card: 0 | | | Red card: 0 |
| Black card: 0 | | | Black card: 0 |
| Referee: GANA Ahmed (ALG) | | | |
| Assistant: POURSALMAN Alireza (IRI) | | | |
| Assistant: GABY Bruno (FRA) | | | |

| | | | | | | |
|----------------|---------------------------|------------|----------------------------|------------|---------------------------|-----------------|
| Legend: | | | | | | |
| 1st | Result after first period | 2nd | Result after second period | 3rd | Result after third period | D Defeat |
| G | Green | V | Victory | | | |



BOUT RESULTS

比赛成绩 (个人) / RÉSULTATS PAR COMBAT

| | | | |
|------|----|-------|---|
| BOUT | 21 | PISTE | G |
|------|----|-------|---|

| Seed | Name | NOC Code | Score | | Score | Seed | Name | NOC Code |
|------|--------------|----------|-----------|---|-----------|------|--------------|----------|
| 16 | BOCZKO Gabor | HUN | 11 | - | 10 | 18 | ROTA Alfredo | ITA |
| | | | V | | D | | | |

| Seed | Name | NOC | 1st | | | | | | | | | | 2nd | | | | | 3rd | | | | |
|------|--------------|-----|-----|---|---|---|---|---|---|---|---|---|-----|---|---|---|---|-----|---|---|----|----|
| | | | 0 | 0 | 1 | 2 | 2 | 3 | 3 | 4 | 4 | 5 | 5 | 5 | 5 | 5 | 6 | 7 | 8 | 8 | 9 | 9 |
| 16 | BOCZKO Gabor | HUN | 0 | 0 | 1 | 2 | 2 | 3 | 3 | 4 | 5 | 5 | 5 | 5 | 5 | 6 | 7 | 8 | 8 | 9 | 9 | 10 |
| 18 | ROTA Alfredo | ITA | 1 | 2 | 2 | 2 | 3 | 3 | 4 | 4 | 4 | 5 | 6 | 7 | 8 | 8 | 8 | 8 | 9 | 9 | 10 | 10 |

| OT | | | |
|----|--------------|-----|----|
| 16 | BOCZKO Gabor | HUN | 11 |
| 18 | ROTA Alfredo | ITA | 10 |

| Warnings and Penalties | Bout Time | Overtime | Warnings and Penalties |
|-------------------------------------|-----------|----------|------------------------|
| Yellow card: 0 | 9:00 | 0:30 | Yellow card: 0 |
| Red card: 0 | | | Red card: 0 |
| Black card: 0 | | | Black card: 0 |
| Referee: ZHENG Kang Zhao (CHN) | | | |
| Assistant: GANA Ahmed (ALG) | | | |
| Assistant: POURSALMAN Alireza (IRI) | | | |

| | | | | | | |
|----------------|---------------------------|-----|----------------------------|-----|---------------------------|----------|
| Legend: | | | | | | |
| 1st | Result after first period | 2nd | Result after second period | 3rd | Result after third period | D Defeat |
| G | Green | OT | Overtime | V | Victory | |



BOUT RESULTS

比赛成绩 (个人) / RÉSULTATS PAR COMBAT

| | | | |
|------|----|-------|---|
| BOUT | 25 | PISTE | G |
|------|----|-------|---|

| Seed | Name | NOC Code | Score | | Score | Seed | Name | NOC Code |
|------|-----------------|----------|-----------|---|-----------|------|--------------------------|----------|
| 34 | INOSTROZA Paris | CHI | 11 | - | 15 | 1 | FERNANDEZ BRICENO Silvio | VEN |
| | | | D | | V | | | |

| Seed | Name | NOC Code | 1st | | | | | | | | | | 2nd | | | | | | | | | |
|------|--------------------------|----------|-----|---|---|---|---|---|---|---|---|---|-----|---|---|---|---|----|----|----|----|----|
| | | | 1 | 2 | 3 | 4 | 5 | 5 | 5 | 5 | 5 | 5 | 5 | 5 | 5 | 6 | 6 | 7 | 7 | 7 | | |
| 34 | INOSTROZA Paris | CHI | 1 | 2 | 2 | 3 | 4 | 5 | 5 | 5 | 5 | 5 | 5 | 5 | 5 | 5 | 6 | 6 | 7 | 7 | 7 | |
| 1 | FERNANDEZ BRICENO Silvio | VEN | 0 | 0 | 1 | 1 | 1 | 1 | 2 | 3 | 4 | 5 | 6 | 7 | 8 | 9 | 9 | 10 | 10 | 11 | 12 | 13 |

| Seed | Name | NOC Code | 3rd | | | | | | | |
|------|--------------------------|----------|-----|----|----|----|----|----|--|--|
| | | | 8 | 9 | 9 | 10 | 10 | 11 | | |
| 34 | INOSTROZA Paris | CHI | 8 | 9 | 9 | 10 | 10 | 11 | | |
| 1 | FERNANDEZ BRICENO Silvio | VEN | 13 | 13 | 14 | 14 | 15 | 15 | | |

| Warnings and Penalties | Bout Time | Overtime | Warnings and Penalties |
|----------------------------------|-----------|----------|------------------------|
| Yellow card: 0 | 8:15 | -- | Yellow card: 0 |
| Red card: 0 | | | Red card: 0 |
| Black card: 0 | | | Black card: 0 |
| Referee: GABY Bruno (FRA) | | | |
| Assistant: ZHENG Kang Zhao (CHN) | | | |
| Assistant: GANA Ahmed (ALG) | | | |

| | | | | | | |
|----------------|---------------------------|------------|----------------------------|------------|---------------------------|-----------------|
| Legend: | | | | | | |
| 1st | Result after first period | 2nd | Result after second period | 3rd | Result after third period | D Defeat |
| G | Green | V | Victory | | | |



BOUT RESULTS

比赛成绩 (个人) / RESULTATS PAR COMBAT

| | | | |
|------|----|-------|---|
| BOUT | 26 | PISTE | Y |
|------|----|-------|---|

| Seed | Name | NOC Code | Score | | Score | Seed | Name | NOC Code |
|------|----------------|----------|-------|---|-------|------|-----------------|----------|
| 2 | JEANNET Jerome | FRA | 9 | - | 15 | 15 | ABAJO Jose Luis | ESP |
| | | | D | | V | | | |

| Seed | Name | NOC Code | 1st | | | | | | | | | | 2nd | | | | | | | | | |
|------|-----------------|----------|-----|---|---|---|---|---|---|---|---|---|-----|---|---|----|----|----|----|----|----|----|
| | | | 0 | 1 | 1 | 1 | 1 | 1 | 2 | 2 | 3 | 3 | 4 | 4 | 4 | 4 | 5 | 5 | 6 | 7 | 7 | |
| 2 | JEANNET Jerome | FRA | 0 | 1 | 1 | 1 | 1 | 1 | 2 | 2 | 3 | 3 | 4 | 4 | 4 | 4 | 5 | 5 | 6 | 7 | 7 | |
| 15 | ABAJO Jose Luis | ESP | 1 | 1 | 2 | 3 | 4 | 5 | 5 | 6 | 6 | 7 | 7 | 8 | 9 | 10 | 11 | 11 | 12 | 12 | 12 | 13 |

| Seed | Name | NOC Code | 3rd | | | |
|------|-----------------|----------|-----|----|----|----|
| | | | 8 | 8 | 8 | 9 |
| 2 | JEANNET Jerome | FRA | 8 | 8 | 8 | 9 |
| 15 | ABAJO Jose Luis | ESP | 13 | 14 | 15 | 15 |

| Warnings and Penalties | Bout Time | Overtime | Warnings and Penalties |
|-------------------------------|-----------|----------|------------------------|
| Yellow card: 0 | 7:08 | -- | Yellow card: 0 |
| Red card: 0 | | | Red card: 0 |
| Black card: 0 | | | Black card: 0 |
| Referee: HUANG Baohua (CHN) | | | |
| Assistant: LIENDO Juan (VEN) | | | |
| Assistant: NAKATA Reiko (JPN) | | | |

| | | | | | | |
|----------------|---------------------------|-----|----------------------------|-----|---------------------------|----------|
| Legend: | | | | | | |
| 1st | Result after first period | 2nd | Result after second period | 3rd | Result after third period | D Defeat |
| V | Victory | Y | Yellow | | | |



BOUT RESULTS

比赛成绩 (个人) / RÉSULTATS PAR COMBAT

| | | | |
|------|----|-------|---|
| BOUT | 30 | PISTE | Y |
|------|----|-------|---|

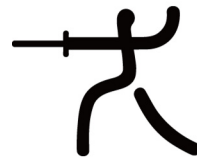
| Seed | Name | NOC Code | Score | | Score | Seed | Name | NOC Code |
|------|--------------------|----------|-----------|---|----------|------|-----------|----------|
| 10 | CONFALONIERI Diego | ITA | 15 | - | 9 | 8 | IMRE Geza | HUN |
| | | | V | | D | | | |

| | | 1st | | | | | | | | | | | | | | | | | | | | |
|------|--------------------|----------|---|---|---|---|---|---|---|---|---|---|---|---|---|---|---|---|----|----|----|----|
| Seed | Name | NOC Code | 0 | 0 | 0 | 1 | 2 | 2 | 2 | 3 | 4 | 5 | 5 | 6 | 6 | 7 | 8 | 9 | 10 | 11 | 11 | 11 |
| 10 | CONFALONIERI Diego | ITA | 0 | 0 | 0 | 1 | 2 | 2 | 2 | 3 | 4 | 5 | 5 | 6 | 6 | 7 | 8 | 9 | 10 | 11 | 11 | 11 |
| 8 | IMRE Geza | HUN | 1 | 2 | 3 | 3 | 3 | 4 | 5 | 5 | 5 | 5 | 6 | 6 | 7 | 7 | 7 | 7 | 7 | 7 | 8 | 9 |

| | | 2nd | | | | |
|------|--------------------|----------|----|----|----|----|
| Seed | Name | NOC Code | 12 | 13 | 14 | 15 |
| 10 | CONFALONIERI Diego | ITA | 12 | 13 | 14 | 15 |
| 8 | IMRE Geza | HUN | 9 | 9 | 9 | 9 |

| Warnings and Penalties | Bout Time | Overtime | Warnings and Penalties |
|-------------------------------|-----------|----------|------------------------|
| Yellow card: 0 | 4:11 | -- | Yellow card: 0 |
| Red card: 0 | | | Red card: 0 |
| Black card: 0 | | | Black card: 0 |
| Referee: CHU Shisheng (CHN) | | | |
| Assistant: NAKATA Reiko (JPN) | | | |
| Assistant: LIENDO Juan (VEN) | | | |

| | | | | | | |
|----------------|---------------------------|------------|----------------------------|------------|---------------------------|-----------------|
| Legend: | | | | | | |
| 1st | Result after first period | 2nd | Result after second period | 3rd | Result after third period | D Defeat |
| V | Victory | Y | Yellow | | | |



BOUT RESULTS

比赛成绩 (个人) / RÉSULTATS PAR COMBAT

| | | | |
|------|----|-------|---|
| BOUT | 27 | PISTE | R |
|------|----|-------|---|

| Seed | Name | NOC Code | Score | | Score | Seed | Name | NOC Code |
|------|----------------|----------|-------|---|-------|------|---------------|----------|
| 6 | KAUTER Michael | SUI | 13 | - | 15 | 12 | VERWIJLEN Bas | NED |
| | | | D | | V | | | |

| Seed | Name | NOC Code | 1st | | | | | | | | | | 2nd | | | | | | | | | |
|------|----------------|----------|-----|---|---|---|---|---|---|---|---|---|-----|---|---|---|---|---|---|----|----|----|
| | | | 0 | 1 | 1 | 2 | 3 | 4 | 4 | 5 | 5 | 5 | 5 | 5 | 6 | 7 | 7 | 8 | 8 | 8 | 9 | 9 |
| 6 | KAUTER Michael | SUI | 0 | 1 | 1 | 2 | 3 | 4 | 4 | 5 | 5 | 5 | 5 | 5 | 6 | 7 | 7 | 8 | 8 | 8 | 9 | 9 |
| 12 | VERWIJLEN Bas | NED | 1 | 1 | 2 | 2 | 2 | 2 | 3 | 3 | 4 | 5 | 6 | 7 | 7 | 7 | 8 | 8 | 9 | 10 | 10 | 11 |

| Seed | Name | NOC Code | 3rd | | | | | | | | | |
|------|----------------|----------|-----|----|----|----|----|----|----|----|--|--|
| | | | 9 | 10 | 11 | 11 | 12 | 12 | 12 | 13 | | |
| 6 | KAUTER Michael | SUI | 9 | 10 | 11 | 11 | 12 | 12 | 12 | 13 | | |
| 12 | VERWIJLEN Bas | NED | 12 | 12 | 12 | 13 | 13 | 14 | 15 | 15 | | |

| Warnings and Penalties | Bout Time | Overtime | Warnings and Penalties |
|---------------------------------|-----------|----------|------------------------|
| Yellow card: 1 | 7:47 | -- | Yellow card: 1 |
| Red card: 0 | | | Red card: 0 |
| Black card: 0 | | | Black card: 0 |
| Referee: HUSAIN Ali (KUW) | | | |
| Assistant: CHOI Myung Jin (KOR) | | | |
| Assistant: SACH David (GBR) | | | |

| | | | | | | |
|----------------|---------------------------|-----|----------------------------|-----|---------------------------|----------|
| Legend: | | | | | | |
| 1st | Result after first period | 2nd | Result after second period | 3rd | Result after third period | D Defeat |
| R | Red | V | Victory | | | |



BOUT RESULTS

比赛成绩 (个人) / RÉSULTATS PAR COMBAT

| | | | |
|------|----|-------|---|
| BOUT | 31 | PISTE | R |
|------|----|-------|---|

| Seed | Name | NOC Code | Score | | Score | Seed | Name | NOC Code |
|------|----------------|----------|-----------|---|-----------|------|-------------------|----------|
| 14 | ROBEIRI Ulrich | FRA | 11 | - | 15 | 3 | TAGLIARIOL Matteo | ITA |
| | | | D | | V | | | |

| | | 1st | | | | | | | | | | | | | | | | | | | | |
|----|-------------------|-----|---|---|---|---|---|---|---|---|---|---|---|---|---|---|---|---|---|----|----|----|
| 14 | ROBEIRI Ulrich | FRA | 1 | 1 | 2 | 3 | 4 | 4 | 5 | 5 | 6 | 6 | 6 | 6 | 7 | 7 | 8 | 8 | 8 | 8 | 8 | |
| 3 | TAGLIARIOL Matteo | ITA | 0 | 1 | 1 | 1 | 1 | 2 | 2 | 3 | 3 | 4 | 5 | 6 | 7 | 7 | 8 | 8 | 9 | 10 | 11 | 12 |

| | | 2nd | | 3rd | | | | |
|----|-------------------|-----|----|-----|----|----|----|----|
| 14 | ROBEIRI Ulrich | FRA | 8 | 8 | 9 | 10 | 10 | 11 |
| 3 | TAGLIARIOL Matteo | ITA | 13 | 14 | 14 | 14 | 15 | 15 |

| Warnings and Penalties | Bout Time | Overtime | Warnings and Penalties |
|-------------------------------------|-----------|----------|------------------------|
| Yellow card: 0 | 6:22 | -- | Yellow card: 0 |
| Red card: 0 | | | Red card: 0 |
| Black card: 0 | | | Black card: 0 |
| Referee: TROIS de AVILA Regis (BRA) | | | |
| Assistant: CHOI Myung Jin (KOR) | | | |
| Assistant: SACH David (GBR) | | | |

| | | | | | | |
|----------------|---------------------------|-----|----------------------------|-----|---------------------------|----------|
| Legend: | | | | | | |
| 1st | Result after first period | 2nd | Result after second period | 3rd | Result after third period | D Defeat |
| R | Red | V | Victory | | | |



BOUT RESULTS

比赛成绩 (个人) / RÉSULTATS PAR COMBAT

| | | | |
|------|----|-------|---|
| BOUT | 28 | PISTE | B |
|------|----|-------|---|

| Seed | Name | NOC Code | Score | | Score | Seed | Name | NOC Code |
|------|--------------|----------|-----------|---|----------|------|---------------|----------|
| 4 | JUNG Jin Sun | KOR | 15 | - | 6 | 13 | CHUMAK Dmytro | UKR |
| | | | V | | D | | | |

| Seed | Name | NOC | 1st | | | | | | | | | | 2nd | | | | | | | | | |
|------|---------------|-----|-----|---|---|---|---|---|---|---|---|----|-----|----|----|----|----|----|----|----|----|----|
| | | | 1 | 2 | 3 | 4 | 5 | 6 | 7 | 8 | 9 | 10 | 11 | 12 | 13 | 14 | | | | | | |
| 4 | JUNG Jin Sun | KOR | 1 | 1 | 2 | 3 | 4 | 5 | 6 | 6 | 7 | 8 | 9 | 10 | 11 | 11 | 11 | 12 | 13 | 13 | 13 | 14 |
| 13 | CHUMAK Dmytro | UKR | 0 | 1 | 1 | 1 | 1 | 1 | 1 | 2 | 2 | 2 | 2 | 2 | 2 | 3 | 4 | 4 | 4 | 5 | 6 | 6 |

| 3rd | | | |
|-----|---------------|-----|----|
| 4 | JUNG Jin Sun | KOR | 15 |
| 13 | CHUMAK Dmytro | UKR | 6 |

| Warnings and Penalties | Bout Time | Overtime | Warnings and Penalties |
|--------------------------------|-----------|----------|------------------------|
| Yellow card: 0 | 7:05 | -- | Yellow card: 0 |
| Red card: 0 | | | Red card: 0 |
| Black card: 0 | | | Black card: 0 |
| Referee: ROTH Peter (GER) | | | |
| Assistant: PHAM Anh Tuan (VIE) | | | |
| Assistant: MAMEDOV Ilgar (RUS) | | | |

| | | | | | | |
|----------------|---------------------------|------------|----------------------------|------------|---------------------------|---------------|
| Legend: | | | | | | |
| 1st | Result after first period | 2nd | Result after second period | 3rd | Result after third period | B Blue |
| D | Defeat | V | Victory | | | |



BOUT RESULTS

比赛成绩 (个人) / RÉSULTATS PAR COMBAT

| | | | |
|------|----|-------|---|
| BOUT | 32 | PISTE | B |
|------|----|-------|---|

| Seed | Name | NOC Code | Score | | Score | Seed | Name | NOC Code |
|------|-----------------|----------|-------|---|-------|------|-----------------|----------|
| 22 | TIKHOMIROV Igor | CAN | 7 | - | 15 | 28 | JEANNET Fabrice | FRA |
| | | | D | | V | | | |

| Seed | Name | NOC Code | 1st | | | | | | | | | | 2nd | | | | | | | | | | |
|------|-----------------|----------|-----|---|---|---|---|---|---|---|---|----|-----|---|---|---|---|----|----|----|----|----|----|
| | | | 1 | 2 | 3 | 4 | 5 | 6 | 7 | 8 | 9 | 10 | 1 | 2 | 3 | 4 | 5 | 6 | 7 | 8 | 9 | 10 | |
| 22 | TIKHOMIROV Igor | CAN | 1 | 1 | 1 | 2 | 2 | 2 | 2 | 2 | 2 | 2 | 2 | 3 | 4 | 5 | 5 | 5 | 5 | 5 | 6 | 6 | 6 |
| 28 | JEANNET Fabrice | FRA | 0 | 1 | 2 | 2 | 3 | 4 | 5 | 6 | 7 | 8 | 8 | 8 | 8 | 8 | 9 | 10 | 11 | 12 | 12 | 13 | 14 |

| Seed | Name | NOC Code | 3rd | |
|------|-----------------|----------|-----|----|
| | | | 7 | 7 |
| 22 | TIKHOMIROV Igor | CAN | 7 | 7 |
| 28 | JEANNET Fabrice | FRA | 14 | 15 |

| Warnings and Penalties | Bout Time | Overtime | Warnings and Penalties |
|--------------------------------|-----------|----------|------------------------|
| Yellow card: 0 | 7:00 | -- | Yellow card: 0 |
| Red card: 0 | | | Red card: 0 |
| Black card: 0 | | | Black card: 0 |
| Referee: VASQUEZ Rodrigo (CHI) | | | |
| Assistant: PHAM Anh Tuan (VIE) | | | |
| Assistant: MAMEDOV Ilgar (RUS) | | | |

| | | | | | | |
|----------------|---------------------------|-----|----------------------------|-----|---------------------------|--------|
| Legend: | | | | | | |
| 1st | Result after first period | 2nd | Result after second period | 3rd | Result after third period | B Blue |
| D | Defeat | V | Victory | | | |



BOUT RESULTS

比赛成绩 (个人) / RÉSULTATS PAR COMBAT

| | | | |
|------|----|-------|---|
| BOUT | 29 | PISTE | G |
|------|----|-------|---|

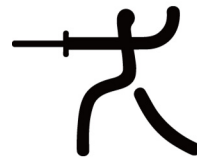
| Seed | Name | NOC Code | Score | | Score | Seed | Name | NOC Code |
|------|---------------------|----------|-----------|---|-----------|------|-------------|----------|
| 7 | ZAWROTNIAK Radoslaw | POL | 15 | - | 13 | 23 | YIN Lianchi | CHN |
| | | | V | | D | | | |

| | | | | | | | | | | | | | | | | | | | | | | |
|----|---------------------|-----|---|---|---|---|---|---|---|---|---|---|---|---|---|----|----|----|----|----|----|----|
| 7 | ZAWROTNIAK Radoslaw | POL | 1 | 1 | 2 | 3 | 3 | 4 | 4 | 5 | 5 | 6 | 7 | 8 | 9 | 10 | 11 | 11 | 11 | 11 | 12 | 12 |
| 23 | YIN Lianchi | CHN | 0 | 1 | 1 | 1 | 2 | 2 | 3 | 3 | 4 | 4 | 4 | 4 | 4 | 4 | 4 | 5 | 6 | 7 | 7 | 8 |

| | | 1st | | | | | | | | | | |
|----|---------------------|-----|----|----|----|----|----|----|----|----|--|--|
| 7 | ZAWROTNIAK Radoslaw | POL | 12 | 12 | 12 | 13 | 13 | 14 | 14 | 15 | | |
| 23 | YIN Lianchi | CHN | 9 | 10 | 11 | 11 | 12 | 12 | 13 | 13 | | |

| Warnings and Penalties | Bout Time | Overtime | Warnings and Penalties |
|--|-----------|----------|------------------------|
| Yellow card: 0 | 2:58 | -- | Yellow card: 0 |
| Red card: 0 | | | Red card: 0 |
| Black card: 0 | | | Black card: 0 |
| Referee: POURSALMAN Alireza (IRI) | | | |
| Assistant: GABY Bruno (FRA) | | | |
| Assistant: GANA Ahmed (ALG) | | | |

| Legend: | 1st | 2nd | 3rd | D | Defeat |
|----------|---------------------------|----------------------------|---------------------------|---|--------|
| | Result after first period | Result after second period | Result after third period | | |
| G | Green | V Victory | | | |



BOUT RESULTS

比赛成绩 (个人) / RÉSULTATS PAR COMBAT

| | | | |
|------|----|-------|---|
| BOUT | 33 | PISTE | G |
|------|----|-------|---|

| Seed | Name | NOC Code | Score | | Score | Seed | Name | NOC Code |
|------|--------------|----------|-------|---|-------|------|--------------------------|----------|
| 16 | BOCZKO Gabor | HUN | 15 | - | 9 | 1 | FERNANDEZ BRICENO Silvio | VEN |
| | | | V | | D | | | |

| Seed | Name | NOC Code | 1st | | | | | 2nd | | | | | 3rd | | | | | | | | | |
|------|--------------------------|----------|-----|---|---|---|---|-----|---|---|---|---|-----|---|---|---|---|----|----|----|----|----|
| | | | 0 | 1 | 2 | 3 | 4 | 0 | 1 | 2 | 3 | 4 | 0 | 1 | 2 | 3 | 4 | | | | | |
| 16 | BOCZKO Gabor | HUN | 0 | 0 | 1 | 2 | 2 | 3 | 3 | 4 | 5 | 5 | 6 | 7 | 7 | 8 | 9 | 10 | 11 | 11 | 12 | 13 |
| 1 | FERNANDEZ BRICENO Silvio | VEN | 1 | 2 | 2 | 2 | 3 | 3 | 4 | 4 | 4 | 5 | 5 | 5 | 6 | 6 | 6 | 6 | 6 | 7 | 7 | 7 |

| Seed | Name | NOC Code | 3rd | | | |
|------|--------------------------|----------|-----|----|----|----|
| | | | 13 | 14 | 14 | 15 |
| 16 | BOCZKO Gabor | HUN | 13 | 14 | 14 | 15 |
| 1 | FERNANDEZ BRICENO Silvio | VEN | 8 | 8 | 9 | 9 |

| Warnings and Penalties | Bout Time | Overtime | Warnings and Penalties |
|--------------------------------|-----------|----------|------------------------|
| Yellow card: 1 | 8:56 | -- | Yellow card: 0 |
| Red card: 0 | | | Red card: 0 |
| Black card: 0 | | | Black card: 0 |
| Referee: ZHENG Kang Zhao (CHN) | | | |
| Assistant: GANA Ahmed (ALG) | | | |
| Assistant: GABY Bruno (FRA) | | | |

| | | | | | | |
|----------------|---------------------------|-----|----------------------------|-----|---------------------------|----------|
| Legend: | | | | | | |
| 1st | Result after first period | 2nd | Result after second period | 3rd | Result after third period | D Defeat |
| G | Green | V | Victory | | | |



BOUT RESULTS

比赛成绩 (个人) / RÉSULTATS PAR COMBAT

| | | | |
|------|----|-------|---|
| BOUT | 34 | PISTE | Y |
|------|----|-------|---|

| Seed | Name | NOC Code | Score | | Score | Seed | Name | NOC Code |
|------|-----------------|----------|-----------|---|-----------|------|--------------------|----------|
| 15 | ABAJO Jose Luis | ESP | 14 | - | 13 | 10 | CONFALONIERI Diego | ITA |
| | | | V | | D | | | |

| Seed | Name | NOC Code | 1st | | | | | | | | | | 2nd | | | | | | | | | |
|------|--------------------|----------|-----|---|---|---|---|---|---|---|---|---|-----|---|---|---|---|---|---|---|----|----|
| | | | 0 | 1 | 2 | 3 | 4 | 5 | 6 | 7 | 8 | 9 | 10 | 0 | 1 | 2 | 3 | 4 | 5 | 6 | 7 | 8 |
| 15 | ABAJO Jose Luis | ESP | 0 | 1 | 1 | 2 | 2 | 3 | 4 | 5 | 5 | 5 | 5 | 5 | 6 | 6 | 6 | 7 | 8 | 9 | 9 | 10 |
| 10 | CONFALONIERI Diego | ITA | 1 | 1 | 2 | 2 | 3 | 3 | 3 | 3 | 4 | 5 | 6 | 7 | 7 | 8 | 9 | 9 | 9 | 9 | 10 | 10 |

| Seed | Name | NOC Code | 3rd | | | | | | |
|------|--------------------|----------|-----|----|----|----|----|----|----|
| | | | 10 | 11 | 12 | 13 | 14 | 14 | |
| 15 | ABAJO Jose Luis | ESP | 10 | 11 | 12 | 12 | 13 | 14 | 14 |
| 10 | CONFALONIERI Diego | ITA | 11 | 11 | 11 | 12 | 12 | 12 | 13 |

| Warnings and Penalties | Bout Time | Overtime | Warnings and Penalties |
|--------------------------------------|-----------|----------|------------------------|
| Yellow card: 0 | 8:59 | -- | Yellow card: 0 |
| Red card: 0 | | | Red card: 0 |
| Black card: 0 | | | Black card: 0 |
| Referee: LU Jianming (CHN) | | | |
| Assistant: HUANG Baohua (CHN) | | | |
| Assistant: NAKATA Reiko (JPN) | | | |

| | | | | | | |
|----------------|---------------------------|------------|----------------------------|------------|---------------------------|-----------------|
| Legend: | | | | | | |
| 1st | Result after first period | 2nd | Result after second period | 3rd | Result after third period | D Defeat |
| V | Victory | Y | Yellow | | | |



BOUT RESULTS

比赛成绩 (个人) / RÉSULTATS PAR COMBAT

| | | | |
|------|----|-------|---|
| BOUT | 35 | PISTE | R |
|------|----|-------|---|

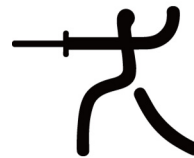
| Seed | Name | NOC Code | Score | | Score | Seed | Name | NOC Code |
|------|---------------|----------|-------|---|-------|------|-------------------|----------|
| 12 | VERWIJLEN Bas | NED | 11 | - | 15 | 3 | TAGLIARIOL Matteo | ITA |
| | | | D | | V | | | |

| Seed | Name | NOC | 1st | | | | | | | | | | 2nd | | | | | | | | | |
|------|-------------------|-----|-----|---|---|---|---|---|---|---|---|---|-----|---|---|---|---|---|----|----|----|----|
| | | | 0 | 1 | 1 | 1 | 1 | 2 | 2 | 3 | 4 | 5 | 5 | 6 | 6 | 6 | 7 | 7 | 7 | 7 | 8 | 8 |
| 12 | VERWIJLEN Bas | NED | 0 | 1 | 1 | 1 | 1 | 2 | 2 | 3 | 4 | 5 | 5 | 6 | 6 | 6 | 7 | 7 | 7 | 7 | 8 | 8 |
| 3 | TAGLIARIOL Matteo | ITA | 1 | 1 | 2 | 3 | 4 | 4 | 5 | 5 | 5 | 5 | 6 | 6 | 7 | 8 | 8 | 9 | 10 | 11 | 11 | 12 |

| Seed | Name | NOC | 3rd | | | | | | | |
|------|-------------------|-----|-----|----|----|----|----|----|----|----|
| | | | 9 | 9 | 10 | 11 | 11 | 11 | 11 | 11 |
| 12 | VERWIJLEN Bas | NED | 9 | 9 | 10 | 11 | 11 | 11 | 11 | 11 |
| 3 | TAGLIARIOL Matteo | ITA | 12 | 13 | 13 | 13 | 14 | 15 | | |

| Warnings and Penalties | Bout Time | Overtime | Warnings and Penalties |
|-------------------------------------|-----------|----------|------------------------|
| Yellow card: 0 | 5:38 | -- | Yellow card: 0 |
| Red card: 0 | | | Red card: 0 |
| Black card: 0 | | | Black card: 0 |
| Referee: TROIS de AVILA Regis (BRA) | | | |
| Assistant: KASZUBOWSKI Adam (POL) | | | |
| Assistant: HUSAIN Ali (KUW) | | | |

| | | | | | | |
|----------------|---------------------------|-----|----------------------------|-----|---------------------------|----------|
| Legend: | | | | | | |
| 1st | Result after first period | 2nd | Result after second period | 3rd | Result after third period | D Defeat |
| R | Red | V | Victory | | | |



BOUT RESULTS

比赛成绩 (个人) / RÉSULTATS PAR COMBAT

| | | | |
|------|----|-------|---|
| BOUT | 36 | PISTE | B |
|------|----|-------|---|

| Seed | Name | NOC Code | Score | | Score | Seed | Name | NOC Code |
|------|--------------|----------|-----------|---|-----------|------|-----------------|----------|
| 4 | JUNG Jin Sun | KOR | 11 | - | 15 | 28 | JEANNET Fabrice | FRA |
| | | | D | | V | | | |

| | | | 1st | | | | | | | | | | 2nd | | | | | | | | | |
|----|-----------------|-----|-----|---|---|---|---|---|---|---|---|---|-----|---|---|---|----|----|----|----|----|----|
| 4 | JUNG Jin Sun | KOR | 0 | 1 | 1 | 1 | 2 | 2 | 3 | 3 | 3 | 3 | 4 | 4 | 5 | 5 | 5 | 6 | 7 | 8 | 8 | 8 |
| 28 | JEANNET Fabrice | FRA | 1 | 1 | 2 | 3 | 3 | 4 | 4 | 5 | 6 | 7 | 7 | 8 | 8 | 9 | 10 | 10 | 10 | 10 | 11 | 12 |

| | | | 3rd | | | | | |
|----|-----------------|-----|-----|----|----|----|----|----|
| 4 | JUNG Jin Sun | KOR | 8 | 9 | 10 | 10 | 11 | 11 |
| 28 | JEANNET Fabrice | FRA | 13 | 13 | 13 | 14 | 14 | 15 |

| Warnings and Penalties | Bout Time | Overtime | Warnings and Penalties |
|----------------------------------|-----------|----------|------------------------|
| Yellow card: 0 | 8:05 | -- | Yellow card: 0 |
| Red card: 0 | | | Red card: 0 |
| Black card: 0 | | | Black card: 0 |
| Referee: ROTH Peter (GER) | | | |
| Assistant: VASQUEZ Rodrigo (CHI) | | | |
| Assistant: MAMEDOV Ilgar (RUS) | | | |

| | | | | | | |
|----------------|---------------------------|------------|----------------------------|------------|---------------------------|---------------|
| Legend: | | | | | | |
| 1st | Result after first period | 2nd | Result after second period | 3rd | Result after third period | B Blue |
| D | Defeat | V | Victory | | | |



BOUT RESULTS

比赛成绩 (个人) / RÉSULTATS PAR COMBAT

| | | | |
|------|----|-------|---|
| BOUT | 37 | PISTE | G |
|------|----|-------|---|

| Seed | Name | NOC Code | Score | | Score | Seed | Name | NOC Code |
|------|---------------------|----------|-------|---|-------|------|--------------|----------|
| 7 | ZAWROTNIAK Radoslaw | POL | 8 | - | 15 | 16 | BOCZKO Gabor | HUN |
| | | | D | | V | | | |

| | | 2nd | | | | | | | | | | | | | | | | | | | | |
|----|---------------------|-----|---|---|---|---|---|---|---|---|---|---|---|---|---|---|---|---|---|----|----|----|
| 7 | ZAWROTNIAK Radoslaw | POL | 1 | 2 | 2 | 2 | 2 | 2 | 2 | 3 | 4 | 5 | 5 | 6 | 6 | 7 | 7 | 7 | 8 | 8 | 8 | 8 |
| 16 | BOCZKO Gabor | HUN | 0 | 0 | 1 | 2 | 3 | 4 | 5 | 5 | 5 | 5 | 6 | 6 | 7 | 7 | 8 | 9 | 9 | 10 | 11 | 12 |

| | | 3rd | | | |
|----|---------------------|-----|----|----|----|
| 7 | ZAWROTNIAK Radoslaw | POL | 8 | 8 | 8 |
| 16 | BOCZKO Gabor | HUN | 13 | 14 | 15 |

| Warnings and Penalties | Bout Time | Overtime | Warnings and Penalties |
|-------------------------------------|-----------|----------|------------------------|
| Yellow card: 1 | 6:26 | -- | Yellow card: 1 |
| Red card: 3 | | | Red card: 0 |
| Black card: 0 | | | Black card: 0 |
| Referee: ZHENG Kang Zhao (CHN) | | | |
| Assistant: POURSALMAN Alireza (IRI) | | | |
| Assistant: GANA Ahmed (ALG) | | | |

| | | | | | | |
|----------------|---------------------------|-----|----------------------------|-----|---------------------------|----------|
| Legend: | | | | | | |
| 1st | Result after first period | 2nd | Result after second period | 3rd | Result after third period | D Defeat |
| G | Green | V | Victory | | | |



BOUT RESULTS

比赛成绩 (个人) / RÉSULTATS PAR COMBAT

| | | | |
|------|----|-------|---|
| BOUT | 38 | PISTE | A |
|------|----|-------|---|

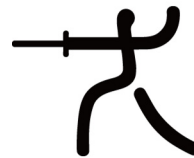
| Seed | Name | NOC Code | Score | | Score | Seed | Name | NOC Code |
|------|-----------------|----------|-----------|---|-----------|------|-------------------|----------|
| 15 | ABAJO Jose Luis | ESP | 12 | - | 15 | 3 | TAGLIARIOL Matteo | ITA |
| | | | D | | V | | | |

| 1st | | | | | | | | | | | | | 2nd | | | | | | | | | |
|-----|-------------------|-----|---|---|---|---|---|---|---|---|---|---|-----|---|---|---|---|---|---|----|----|----|
| 15 | ABAJO Jose Luis | ESP | 0 | 1 | 2 | 3 | 4 | 4 | 5 | 5 | 6 | 6 | 6 | 6 | 7 | 7 | 8 | 8 | 8 | 8 | 8 | 9 |
| 3 | TAGLIARIOL Matteo | ITA | 1 | 1 | 1 | 1 | 1 | 2 | 2 | 3 | 3 | 4 | 5 | 6 | 6 | 7 | 7 | 8 | 9 | 10 | 11 | 11 |

| 3rd | | | | | | | | | |
|-----|-------------------|-----|----|----|----|----|----|----|----|
| 15 | ABAJO Jose Luis | ESP | 10 | 10 | 11 | 11 | 11 | 12 | 12 |
| 3 | TAGLIARIOL Matteo | ITA | 11 | 12 | 12 | 13 | 14 | 14 | 15 |

| Warnings and Penalties | Bout Time | Overtime | Warnings and Penalties |
|--|-----------|----------|------------------------|
| Yellow card: 0 | 7:33 | -- | Yellow card: 0 |
| Red card: 0 | | | Red card: 0 |
| Black card: 0 | | | Black card: 0 |
| Referee: POURSALMAN Alireza (IRI) | | | |
| Assistant: LIENDO Juan (VEN) | | | |
| Assistant: NAKATA Reiko (JPN) | | | |

| | | | | | | |
|----------------|---------------------------|------------|----------------------------|------------|---------------------------|----------------|
| Legend: | | | | | | |
| 1st | Result after first period | 2nd | Result after second period | 3rd | Result after third period | A Final |
| D | Defeat | V | Victory | | | |



BOUT RESULTS

比赛成绩 (个人) / RÉSULTATS PAR COMBAT

| | | | |
|------|----|-------|---|
| BOUT | 39 | PISTE | A |
|------|----|-------|---|

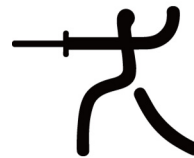
| Seed | Name | NOC Code | Score | | Score | Seed | Name | NOC Code |
|------|-----------------|----------|-----------|---|-----------|------|--------------|----------|
| 28 | JEANNET Fabrice | FRA | 15 | - | 12 | 16 | BOCZKO Gabor | HUN |
| | | | V | | D | | | |

| | | 1st | | | | | | | | | | | | | | | | | | | | |
|------|-----------------|----------|---|---|---|---|---|---|---|---|---|---|---|---|---|---|---|----|----|----|----|----|
| Seed | Name | NOC Code | 0 | 1 | 2 | 2 | 2 | 3 | 3 | 4 | 5 | 6 | 7 | 7 | 8 | 8 | 9 | 10 | 10 | 11 | 11 | 11 |
| 28 | JEANNET Fabrice | FRA | 0 | 1 | 2 | 2 | 2 | 3 | 3 | 4 | 5 | 6 | 7 | 7 | 8 | 8 | 9 | 10 | 10 | 11 | 11 | 11 |
| 16 | BOCZKO Gabor | HUN | 1 | 1 | 1 | 2 | 3 | 3 | 4 | 4 | 4 | 4 | 4 | 5 | 5 | 6 | 6 | 6 | 7 | 7 | 8 | 9 |

| | | 2nd | | | | | | 3rd | |
|------|-----------------|----------|----|----|----|----|----|-----|----|
| Seed | Name | NOC Code | 12 | 12 | 13 | 13 | 14 | 14 | 15 |
| 28 | JEANNET Fabrice | FRA | 12 | 12 | 13 | 13 | 14 | 14 | 15 |
| 16 | BOCZKO Gabor | HUN | 9 | 10 | 10 | 11 | 11 | 12 | 12 |

| Warnings and Penalties | Bout Time | Overtime | Warnings and Penalties |
|--------------------------------|-----------|----------|------------------------|
| Yellow card: 0 | 7:57 | -- | Yellow card: 1 |
| Red card: 0 | | | Red card: 0 |
| Black card: 0 | | | Black card: 0 |
| Referee: VASQUEZ Rodrigo (CHI) | | | |
| Assistant: HUANG Baohua (CHN) | | | |
| Assistant: GANA Ahmed (ALG) | | | |

| | | | | | | |
|----------------|---------------------------|------------|----------------------------|------------|---------------------------|----------------|
| Legend: | | | | | | |
| 1st | Result after first period | 2nd | Result after second period | 3rd | Result after third period | A Final |
| D | Defeat | V | Victory | | | |



BOUT RESULTS

比赛成绩 (个人) / RÉSULTATS PAR COMBAT

| | | | |
|------|----|-------|---|
| BOUT | 41 | PISTE | A |
|------|----|-------|---|

| Seed | Name | NOC Code | Score | | Score | Seed | Name | NOC Code |
|------|-------------------|----------|-----------|---|----------|------|-----------------|----------|
| 3 | TAGLIARIOL Matteo | ITA | 15 | - | 9 | 28 | JEANNET Fabrice | FRA |
| | | | V | | D | | | |

| | | 1st | | | | | | | | | | | | | | | | | | | | | |
|----|-------------------|-----|---|---|---|---|---|---|---|---|---|---|---|---|---|---|---|----|----|----|----|----|---|
| 3 | TAGLIARIOL Matteo | ITA | 0 | 0 | 1 | 1 | 2 | 3 | 4 | 5 | 6 | 7 | 8 | 8 | 8 | 8 | 9 | 10 | 10 | 11 | 11 | 12 | |
| 28 | JEANNET Fabrice | FRA | 1 | 2 | 2 | 3 | 3 | 3 | 3 | 3 | 3 | 3 | 3 | 3 | 4 | 5 | 6 | 6 | 6 | 7 | 7 | 8 | 8 |

| | | 2nd | | | | |
|----|-------------------|-----|----|----|----|----|
| 3 | TAGLIARIOL Matteo | ITA | 13 | 13 | 14 | 15 |
| 28 | JEANNET Fabrice | FRA | 8 | 9 | 9 | 9 |

| Warnings and Penalties | Bout Time | Overtime | Warnings and Penalties |
|--|-----------|----------|------------------------|
| Yellow card: 0 | 3:49 | -- | Yellow card: 0 |
| Red card: 0 | | | Red card: 0 |
| Black card: 0 | | | Black card: 0 |
| Referee: TROIS de AVILA Regis (BRA) | | | |
| Assistant: HUANG Baohua (CHN) | | | |
| Assistant: GANA Ahmed (ALG) | | | |

| | | | | | | |
|----------------|---------------------------|------------|----------------------------|------------|---------------------------|----------------|
| Legend: | | | | | | |
| 1st | Result after first period | 2nd | Result after second period | 3rd | Result after third period | A Final |
| D | Defeat | V | Victory | | | |



BOUT RESULTS

比赛成绩 (个人) / RÉSULTATS PAR COMBAT

| | | | |
|------|----|-------|---|
| BOUT | 40 | PISTE | A |
|------|----|-------|---|

| Seed | Name | NOC Code | Score | | Score | Seed | Name | NOC Code |
|------|-----------------|----------|-------|---|-------|------|--------------|----------|
| 15 | ABAJO Jose Luis | ESP | 8 | - | 7 | 16 | BOCZKO Gabor | HUN |
| | | | V | | D | | | |

| Seed | Name | NOC Code | 1st | | | | | 2nd | | | | | 3rd | | OT | |
|------|-----------------|----------|-----|---|---|---|---|-----|---|---|---|---|-----|---|----|---|
| | | | 0 | 1 | 2 | 3 | 4 | 5 | 6 | 7 | 8 | 9 | 10 | | | |
| 15 | ABAJO Jose Luis | ESP | 0 | 0 | 1 | 1 | 2 | 3 | 4 | 5 | 5 | 6 | 6 | 6 | 7 | 8 |
| 16 | BOCZKO Gabor | HUN | 1 | 2 | 2 | 3 | 3 | 3 | 3 | 3 | 4 | 4 | 5 | 6 | 7 | 7 |

| Warnings and Penalties | Bout Time | Overtime | Warnings and Penalties |
|--------------------------------------|-----------|----------|------------------------|
| Yellow card: 1 | 9:00 | 0:56 | Yellow card: 0 |
| Red card: 0 | | | Red card: 0 |
| Black card: 0 | | | Black card: 0 |
| Referee: LU Jianming (CHN) | | | |
| Assistant: LIENDO Juan (VEN) | | | |
| Assistant: NAKATA Reiko (JPN) | | | |

| | | | | | | |
|----------------|---------------------------|------------|----------------------------|------------|---------------------------|----------------|
| Legend: | | | | | | |
| 1st | Result after first period | 2nd | Result after second period | 3rd | Result after third period | A Final |
| D | Defeat | OT | Overtime | V | Victory | |



OLYMPIC SEEDING TEAM As of 14 AUG 2008

奥林匹克团体种子位置 / CLASSEMENT OLYMPIQUE DES TÊTE DE SÉRIE (PAR ÉQUIPES)

| Olympic Seed | FIE Ranking (01 AUG 2008) | NOC | Name |
|--------------|---------------------------|--------------------|---|
| 1 | 1 | HUN - Hungary | BOCZKO Gabor IMRE Geza KULCSAR Krisztian S KOVACS Ivan |
| 2 | 2 | FRA - France | JEANNET Fabrice JEANNET Jerome ROBEIRI Ulrich S LUCENAY Jean-Michel |
| 3 | 3 | ITA - Italy | CONFALONIERI Diego ROTA Alfredo TAGLIARIOL Matteo S CAROZZO Stefano |
| 4 | 4 | POL - Poland | MOTYKA Tomasz WIERCIOCH Adam ZAWROTNIAK Radoslaw S ANDRZEJUK Robert |
| 5 | 5 | UKR - Ukraine | CHUMAK Dmytro KHVOROST Maksym NIKISHYN Bogdan S MEDVEDEV Vitalii |
| 6 | 6 | KOR - Korea | JUNG Jin Sun KIM Seung Gu KIM Won Jin S JU Hyunseung |
| 7 | 9 | VEN - Venezuela | FERNANDEZ BRICENO Silvio LIMARDO GASCON Ruben D. MEJIAS Wolfgang S LIMARDO GASCON Francisco A. |
| 8 | 15 | CHN - China | LI Guojie WANG Lei YIN Lianchi S DONG Guotao |
| 9 | 31 | RSA - South Africa | MADUMA Sello TORRENTE Dario WOOD Mike S HARROP-ALLIN George |

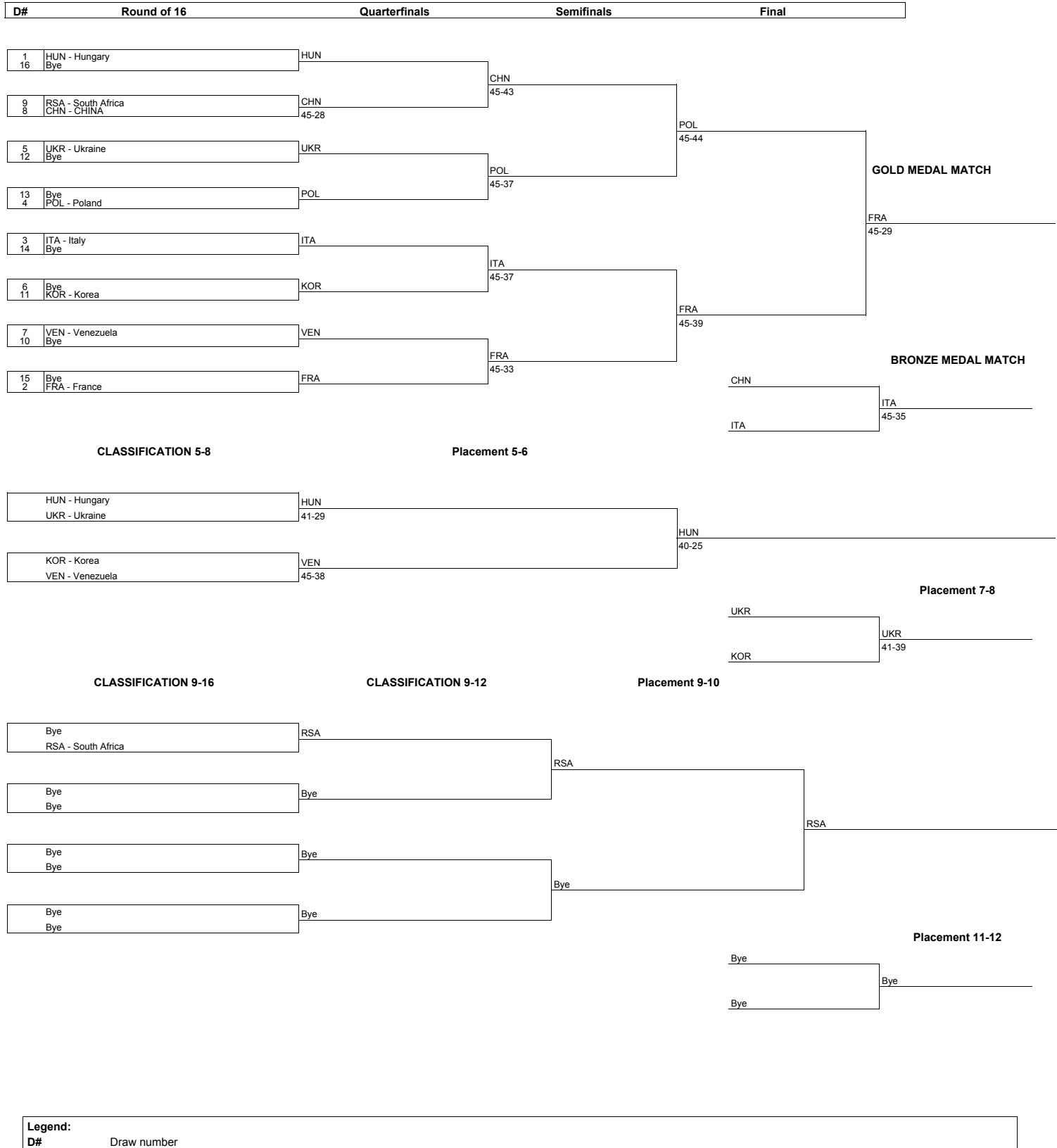
Note:
All changes are available in INFO

Legend:
N Team has no FIE Rank S Substitute



RESULTS BRACKET - TEAM

淘汰表 (团体) / TABLEAU DES MATCHS AVEC RÉSULTATS





FINAL STANDINGS As of 15 AUG 2008
最后排名 / CLASSEMENT FINAL

| Rank | NOC | Medal |
|-------|--------------------|--------|
| 1 | FRA - France | Gold |
| 2 | POL - Poland | Silver |
| 3 | ITA - Italy | Bronze |
| 4 | CHN - China | |
| 5 | HUN - Hungary | |
| 6 | VEN - Venezuela | |
| 7 | UKR - Ukraine | |
| 8 | KOR - Korea | |
| ----- | ----- | ----- |
| 9 | RSA - South Africa | |



MATCH RESULTS

比赛成绩 (团体) / RÉSULTATS DU MATCH

| | | | |
|-------|---|-------|---|
| MATCH | 1 | PISTE | Y |
|-------|---|-------|---|

| RSA - South Africa | | | 28 D | Final | 45 V | CHN - CHINA | |
|--------------------------------|---------|---|---------|---------------------|---------------------|-------------|--|
| Fencer | Touches | Score | vs | Score | Touches | Fencer | |
| TORRENTE Dario | 5 | 5 | -- | 3 | 3 | LI Guojie | |
| MADUMA Sello | 2 | 7 | -- | 8 | 5 | WANG Lei | |
| WOOD Mike | 2 | 9 | -- | 13 | 5 | YIN Lianchi | |
| MADUMA Sello | 6 | 15 | -- | 20 | 7 | LI Guojie | |
| TORRENTE Dario | 3 | 18 | -- | 25 | 5 | YIN Lianchi | |
| WOOD Mike | 1 | 19 | -- | 30 | 5 | WANG Lei | |
| MADUMA Sello | 4 | 23 | -- | 35 | 5 | YIN Lianchi | |
| WOOD Mike | 2 | 25 | -- | 40 | 5 | LI Guojie | |
| TORRENTE Dario | 3 | 28 | -- | 45 | 5 | WANG Lei | |
| Total Match Time: 21:16 | | | | Overtime: -- | | | |
| Warnings: | | Referees: | | | Warnings: | | |
| Yellow Card: | 0 | GANAH Ahmed (ALG) | | | Yellow Card: | 0 | |
| Red Card: | 0 | LIENDO Juan (VEN) | | | Red Card: | 0 | |
| Black Card: | 0 | Assistant: POURSALMAN Alireza (IRI) | | | Black Card: | 0 | |

Legend:

D Defeat V Victory Y Yellow



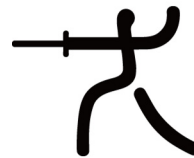
MATCH RESULTS

比赛成绩 (团体) / RÉSULTATS DU MATCH

| | | | |
|-------|---|-------|---|
| MATCH | 2 | PISTE | Y |
|-------|---|-------|---|

| HUN - Hungary | | | 43 D | Final | 45 V | CHN - CHINA | |
|--------------------------------|---------|-------|----------------------------|---------------------|---------------------|-------------|--|
| Fencer | Touches | Score | vs | Score | Touches | Fencer | |
| BOCZKO Gabor | 1 | 1 | -- | 0 | 0 | WANG Lei | |
| IMRE Geza | 6 | 7 | -- | 6 | 6 | LI Guojie | |
| KULCSAR Krisztian | 3 | 10 | -- | 11 | 5 | YIN Lianchi | |
| IMRE Geza | 10 | 20 | -- | 19 | 8 | WANG Lei | |
| BOCZKO Gabor | 3 | 23 | -- | 25 | 6 | YIN Lianchi | |
| KULCSAR Krisztian | 2 | 25 | -- | 28 | 3 | LI Guojie | |
| IMRE Geza | 7 | 32 | -- | 35 | 7 | YIN Lianchi | |
| KOVACS Ivan (S) | 7 | 39 | -- | 40 | 5 | WANG Lei | |
| BOCZKO Gabor | 4 | 43 | -- | 45 | 5 | LI Guojie | |
| Total Match Time: 25:23 | | | | Overtime: -- | | | |
| Warnings: | | | Referees: | | Warnings: | | |
| Yellow Card: | 0 | | GABY Bruno (FRA) | | Yellow Card: | 0 | |
| Red Card: | 0 | | GANA Ahmed (ALG) | | Red Card: | 0 | |
| Black Card: | 0 | | Assistant: | | Black Card: | 0 | |
| | | | TROIS de AVILA Regis (BRA) | | | | |

| | | | | | | | | |
|----------------|---|--------|---|------------|---|---------|---|--------|
| Legend: | D | Defeat | S | Substitute | V | Victory | Y | Yellow |
|----------------|---|--------|---|------------|---|---------|---|--------|



MATCH RESULTS

比赛成绩 (团体) / RÉSULTATS DU MATCH

| | | | |
|-------|---|-------|---|
| MATCH | 3 | PISTE | R |
|-------|---|-------|---|

| UKR - Ukraine | | | 37 D | Final | 45 V | POL - Poland | |
|--------------------------------|---------|-------|--------------------------|---------------------|---------|-----------------------|--|
| Fencer | Touches | Score | vs | Score | Touches | Fencer | |
| NIKISHYN Bogdan | 2 | 2 | -- | 1 | 1 | ZAWROTNIAK Radoslaw | |
| CHUMAK Dmytro | 2 | 4 | -- | 9 | 8 | MOTYKA Tomasz | |
| KHVOROST Maksym | 6 | 10 | -- | 10 | 1 | WIERCIOCH Adam | |
| CHUMAK Dmytro | 4 | 14 | -- | 15 | 5 | ZAWROTNIAK Radoslaw | |
| NIKISHYN Bogdan | 2 | 16 | -- | 20 | 5 | WIERCIOCH Adam | |
| KHVOROST Maksym | 5 | 21 | -- | 28 | 8 | MOTYKA Tomasz | |
| CHUMAK Dmytro | 4 | 25 | -- | 35 | 7 | WIERCIOCH Adam | |
| KHVOROST Maksym | 5 | 30 | -- | 40 | 5 | ZAWROTNIAK Radoslaw | |
| NIKISHYN Bogdan | 7 | 37 | -- | 45 | 5 | MOTYKA Tomasz | |
| Total Match Time: 24:34 | | | | Overtime: -- | | | |
| Warnings: | | | Referees: | | | Warnings: | |
| Yellow Card: 3 | | | CHOI Myung Jin (KOR) | | | Yellow Card: 1 | |
| Red Card: 1 | | | NAKATA Reiko (JPN) | | | Red Card: 0 | |
| Black Card: 0 | | | Assistant: | | | Black Card: 0 | |
| | | | POURSALMAN Alireza (IRI) | | | | |

Legend:

D Defeat R Red V Victory



MATCH RESULTS

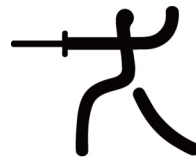
比赛成绩 (团体) / RÉSULTATS DU MATCH

| | | | |
|-------|---|-------|---|
| MATCH | 4 | PISTE | B |
|-------|---|-------|---|

| ITA - Italy | | | 45 V | Final | 37 D | KOR - Korea | |
|--------------------------------|---------|-------|------------------|-----------------------|---------|---------------------|---|
| Fencer | Touches | Score | vs | Score | Touches | Fencer | |
| TAGLIARIOL Matteo | 2 | 2 | -- | 0 | 0 | JUNG Jin Sun | |
| CONFALONIERI Diego | 5 | 7 | -- | 3 | 3 | KIM Won Jin | |
| ROTA Alfredo | 3 | 10 | -- | 5 | 2 | KIM Seung Gu | |
| TAGLIARIOL Matteo | 8 | 18 | -- | 12 | 7 | KIM Won Jin | |
| ROTA Alfredo | 5 | 23 | -- | 18 | 6 | JUNG Jin Sun | |
| CONFALONIERI Diego | 7 | 30 | -- | 22 | 4 | KIM Seung Gu | |
| ROTA Alfredo | 5 | 35 | -- | 23 | 1 | KIM Won Jin | |
| TAGLIARIOL Matteo | 5 | 40 | -- | 33 | 10 | KIM Seung Gu | |
| CONFALONIERI Diego | 5 | 45 | -- | 37 | 4 | JUNG Jin Sun | |
| Total Match Time: 24:10 | | | | Overtime: -- | | | |
| Warnings: | | | Referees: | | | Warnings: | |
| Yellow Card: | 1 | | | ROTH Peter (GER) | | Yellow Card: | 1 |
| Red Card: | 0 | | | SACH David (GBR) | | Red Card: | 0 |
| Black Card: | 0 | | | Assistant: | | Black Card: | 0 |
| | | | | VASQUEZ Rodrigo (CHI) | | | |

Legend:

B Blue D Defeat V Victory



MATCH RESULTS

比赛成绩 (团体) / RÉSULTATS DU MATCH

| | | | |
|-------|---|-------|---|
| MATCH | 5 | PISTE | G |
|-------|---|-------|---|

| VEN - Venezuela | | | 33 D | Final | 45 V | FRA - France | | |
|---------------------------------|---------|-------|--------------------|---------------------|---------|-----------------------|--|--|
| Fencer | Touches | Score | vs | Score | Touches | Fencer | | |
| FERNANDEZ BRICENO Silvio | 1 | 1 | -- | 2 | 2 | JEANNET Jerome | | |
| LIMARDO GASCON Francisco A. (S) | 2 | 3 | -- | 9 | 7 | JEANNET Fabrice | | |
| LIMARDO GASCON Ruben D. | 4 | 7 | -- | 15 | 6 | ROBEIRI Ulrich | | |
| LIMARDO GASCON Francisco A. | 3 | 10 | -- | 18 | 3 | JEANNET Jerome | | |
| FERNANDEZ BRICENO Silvio | 5 | 15 | -- | 20 | 2 | ROBEIRI Ulrich | | |
| LIMARDO GASCON Ruben D. | 6 | 21 | -- | 28 | 8 | JEANNET Fabrice | | |
| LIMARDO GASCON Francisco A. | 5 | 26 | -- | 35 | 7 | ROBEIRI Ulrich | | |
| LIMARDO GASCON Ruben D. | 2 | 28 | -- | 40 | 5 | JEANNET Jerome | | |
| FERNANDEZ BRICENO Silvio | 5 | 33 | -- | 45 | 5 | JEANNET Fabrice | | |
| Total Match Time: 24:07 | | | | Overtime: -- | | | | |
| Warnings: | | | Referees: | | | Warnings: | | |
| Yellow Card: 0 | | | HUANG Baohua (CHN) | | | Yellow Card: 0 | | |
| Red Card: 1 | | | LU Jianming (CHN) | | | Red Card: 0 | | |
| Black Card: 0 | | | Assistant: | | | Black Card: 0 | | |
| | | | WANG Fuchi (CHN) | | | | | |

| | | | | | | | | |
|----------------|---|--------|---|-------|---|------------|---|---------|
| Legend: | D | Defeat | G | Green | S | Substitute | V | Victory |
|----------------|---|--------|---|-------|---|------------|---|---------|



MATCH RESULTS

比赛成绩 (团体) / RÉSULTATS DU MATCH

| | | | |
|-------|---|-------|---|
| MATCH | 8 | PISTE | Y |
|-------|---|-------|---|

| CHN - CHINA | | | 44 D | Final | 45 V | POL - Poland | |
|--------------------------------|---------|----------------------------|---------|---------------------|---------------------|---------------------|--|
| Fencer | Touches | Score | vs | Score | Touches | Fencer | |
| WANG Lei | 3 | 3 | -- | 3 | 3 | ZAWROTNIAK Radoslaw | |
| YIN Lianchi | 7 | 10 | -- | 6 | 3 | MOTYKA Tomasz | |
| LI Guojie | 4 | 14 | -- | 11 | 5 | WIERCIOCH Adam | |
| YIN Lianchi | 6 | 20 | -- | 18 | 7 | ZAWROTNIAK Radoslaw | |
| WANG Lei | 5 | 25 | -- | 24 | 6 | WIERCIOCH Adam | |
| LI Guojie | 4 | 29 | -- | 30 | 6 | MOTYKA Tomasz | |
| YIN Lianchi | 6 | 35 | -- | 33 | 3 | WIERCIOCH Adam | |
| LI Guojie | 4 | 39 | -- | 40 | 7 | ZAWROTNIAK Radoslaw | |
| WANG Lei | 5 | 44 | -- | 45 | 5 | MOTYKA Tomasz | |
| Total Match Time: 21:36 | | | | Overtime: -- | | | |
| Warnings: | | Referees: | | | Warnings: | | |
| Yellow Card: | 1 | HUSAIN Ali (KUW) | | | Yellow Card: | 1 | |
| Red Card: | 0 | SACH David (GBR) | | | Red Card: | 0 | |
| Black Card: | 0 | Assistant: | | | Black Card: | 0 | |
| | | TROIS de AVILA Regis (BRA) | | | | | |

Legend:

D Defeat V Victory Y Yellow



MATCH RESULTS

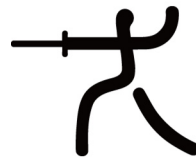
比赛成绩 (团体) / RÉSULTATS DU MATCH

| | | | |
|-------|---|-------|---|
| MATCH | 9 | PISTE | B |
|-------|---|-------|---|

| ITA - Italy | | | 39 D | Final | 45 V | FRA - France | |
|--------------------------------|---------|--------------------------|---------|---------------------|---------------------|-----------------|--|
| Fencer | Touches | Score | vs | Score | Touches | Fencer | |
| TAGLIARIOL Matteo | 1 | 1 | -- | 5 | 5 | JEANNET Jerome | |
| ROTA Alfredo | 2 | 3 | -- | 10 | 5 | JEANNET Fabrice | |
| CONFALONIERI Diego | 5 | 8 | -- | 15 | 5 | ROBEIRI Ulrich | |
| ROTA Alfredo | 0 | 8 | -- | 17 | 2 | JEANNET Jerome | |
| TAGLIARIOL Matteo | 7 | 15 | -- | 25 | 8 | ROBEIRI Ulrich | |
| CONFALONIERI Diego | 7 | 22 | -- | 30 | 5 | JEANNET Fabrice | |
| ROTA Alfredo | 7 | 29 | -- | 34 | 4 | ROBEIRI Ulrich | |
| CONFALONIERI Diego | 4 | 33 | -- | 40 | 6 | JEANNET Jerome | |
| TAGLIARIOL Matteo | 6 | 39 | -- | 45 | 5 | JEANNET Fabrice | |
| Total Match Time: 19:19 | | | | Overtime: -- | | | |
| Warnings: | | Referees: | | | Warnings: | | |
| Yellow Card: | 0 | CHOI Myung Jin (KOR) | | | Yellow Card: | 0 | |
| Red Card: | 0 | POURSALMAN Alireza (IRI) | | | Red Card: | 0 | |
| Black Card: | 0 | Assistant: | | | Black Card: | 0 | |
| | | ROTH Peter (GER) | | | | | |

Legend:

B Blue D Defeat V Victory



MATCH RESULTS

比赛成绩 (团体) / RÉSULTATS DU MATCH

| | | | |
|-------|---|-------|---|
| MATCH | 6 | PISTE | B |
|-------|---|-------|---|

| HUN - Hungary | | | 41 V | Final | 29 D | UKR - Ukraine | | |
|--------------------------------|---------|-------|------------------|---------------------|---------|---------------------|---|--|
| Fencer | Touches | Score | vs | Score | Touches | Fencer | | |
| KOVACS Ivan | 3 | 3 | -- | 4 | 4 | KHVOROST Maksym | | |
| BOCZKO Gabor | 4 | 7 | -- | 6 | 2 | NIKISHYN Bogdan | | |
| IMRE Geza | 8 | 15 | -- | 14 | 8 | MEDVEDEV Vitalii | | |
| KOVACS Ivan | 3 | 18 | -- | 15 | 1 | NIKISHYN Bogdan | | |
| IMRE Geza | 5 | 23 | -- | 17 | 2 | KHVOROST Maksym | | |
| BOCZKO Gabor | 5 | 28 | -- | 17 | 0 | MEDVEDEV Vitalii | | |
| IMRE Geza | 7 | 35 | -- | 22 | 5 | NIKISHYN Bogdan | | |
| KOVACS Ivan | 3 | 38 | -- | 25 | 3 | MEDVEDEV Vitalii | | |
| BOCZKO Gabor | 3 | 41 | -- | 29 | 4 | KHVOROST Maksym | | |
| Total Match Time: 25:33 | | | | Overtime: -- | | | | |
| Warnings: | | | Referees: | | | Warnings: | | |
| Yellow Card: | 0 | | | LIENDO Juan (VEN) | | Yellow Card: | 0 | |
| Red Card: | 0 | | | MAMEDOV Ilgar (RUS) | | Red Card: | 0 | |
| Black Card: | 0 | | | Assistant: | | Black Card: | 0 | |
| | | | WANG Fuchi (CHN) | | | | | |

Legend:

B Blue D Defeat V Victory



MATCH RESULTS

比赛成绩 (团体) / RÉSULTATS DU MATCH

| | | | |
|-------|---|-------|---|
| MATCH | 7 | PISTE | Y |
|-------|---|-------|---|

| KOR - Korea | | | 38 D | Final | 45 V | VEN - Venezuela | | |
|--------------------------------|---------|-------|----------------------------|---------------------|---------|-----------------------------|---|--|
| Fencer | Touches | Score | vs | Score | Touches | Fencer | | |
| JUNG Jin Sun | 4 | 4 | -- | 5 | 5 | LIMARDO GASCON Ruben D. | | |
| KIM Won Jin | 5 | 9 | -- | 10 | 5 | FERNANDEZ BRICENO Silvio | | |
| KIM Seung Gu | 3 | 12 | -- | 14 | 4 | LIMARDO GASCON Francisco A. | | |
| KIM Won Jin | 4 | 16 | -- | 18 | 4 | LIMARDO GASCON Ruben D. | | |
| JUNG Jin Sun | 5 | 21 | -- | 25 | 7 | LIMARDO GASCON Francisco A. | | |
| KIM Seung Gu | 4 | 25 | -- | 30 | 5 | FERNANDEZ BRICENO Silvio | | |
| KIM Won Jin | 4 | 29 | -- | 34 | 4 | LIMARDO GASCON Francisco A. | | |
| KIM Seung Gu | 2 | 31 | -- | 37 | 3 | LIMARDO GASCON Ruben D. | | |
| JUNG Jin Sun | 7 | 38 | -- | 45 | 8 | FERNANDEZ BRICENO Silvio | | |
| Total Match Time: 24:17 | | | | Overtime: -- | | | | |
| Warnings: | | | Referees: | | | Warnings: | | |
| Yellow Card: | 0 | | CHU Shisheng (CHN) | | | Yellow Card: | 0 | |
| Red Card: | 0 | | GANAHmed (ALG) | | | Red Card: | 0 | |
| Black Card: | 0 | | Assistant: | | | Black Card: | 0 | |
| | | | PHAM Anh Tuan (VIE) | | | | | |

Legend:

D Defeat V Victory Y Yellow



MATCH RESULTS

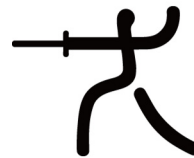
比赛成绩 (团体) / RÉSULTATS DU MATCH

| | | | |
|-------|----|-------|---|
| MATCH | 13 | PISTE | A |
|-------|----|-------|---|

| POL - Poland | | | 29 D | Final | 45 V | FRA - France | |
|--------------------------------|---------|----------------------------|---------|---------------------|---------------------|-----------------|--|
| Fencer | Touches | Score | vs | Score | Touches | Fencer | |
| MOTYKA Tomasz | 4 | 4 | -- | 5 | 5 | JEANNET Jerome | |
| ANDRZEJUK Robert | 3 | 7 | -- | 10 | 5 | JEANNET Fabrice | |
| ZAWROTNIAK Radoslaw | 1 | 8 | -- | 15 | 5 | ROBEIRI Ulrich | |
| ANDRZEJUK Robert | 3 | 11 | -- | 20 | 5 | JEANNET Jerome | |
| MOTYKA Tomasz | 3 | 14 | -- | 25 | 5 | ROBEIRI Ulrich | |
| ZAWROTNIAK Radoslaw | 0 | 14 | -- | 30 | 5 | JEANNET Fabrice | |
| ANDRZEJUK Robert | 6 | 20 | -- | 35 | 5 | ROBEIRI Ulrich | |
| ZAWROTNIAK Radoslaw | 5 | 25 | -- | 38 | 3 | JEANNET Jerome | |
| MOTYKA Tomasz | 4 | 29 | -- | 45 | 7 | JEANNET Fabrice | |
| Total Match Time: 15:26 | | | | Overtime: -- | | | |
| Warnings: | | Referees: | | | Warnings: | | |
| Yellow Card: | 1 | HUSAIN Ali (KUW) | | | Yellow Card: | 0 | |
| Red Card: | 0 | TROIS de AVILA Regis (BRA) | | | Red Card: | 2 | |
| Black Card: | 0 | Assistant: | | | Black Card: | 0 | |
| | | GANA Ahmed (ALG) | | | | | |

Legend:

A Final D Defeat V Victory



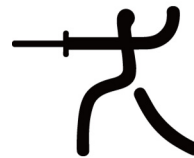
MATCH RESULTS

比赛成绩 (团体) / RÉSULTATS DU MATCH

| | | | |
|-------|----|-------|---|
| MATCH | 12 | PISTE | A |
|-------|----|-------|---|

| CHN - CHINA | | | 35 D | Final | 45 V | ITA - Italy | |
|--------------------------------|---|-------|------------------|-----------------------|---------|---------------------|--|
| Fencer | Touches | Score | vs | Score | Touches | Fencer | |
| DONG Guotao | 3 | 3 | -- | 1 | 1 | CONFALONIERI Diego | |
| YIN Lianchi | 2 | 5 | -- | 6 | 5 | ROTA Alfredo | |
| LI Guojie | 3 | 8 | -- | 11 | 5 | TAGLIARIOL Matteo | |
| DONG Guotao | 2 | 10 | -- | 11 | 0 | ROTA Alfredo | |
| LI Guojie | 2 | 12 | -- | 15 | 4 | CONFALONIERI Diego | |
| YIN Lianchi | 5 | 17 | -- | 22 | 7 | TAGLIARIOL Matteo | |
| LI Guojie | 2 | 19 | -- | 28 | 6 | ROTA Alfredo | |
| DONG Guotao | 4 | 23 | -- | 34 | 6 | CAROZZO Stefano (S) | |
| YIN Lianchi | 12 | 35 | -- | 45 | 11 | CONFALONIERI Diego | |
| Total Match Time: 26:54 | | | | Overtime: -- | | | |
| Warnings: | | | Referees: | | | Warnings: | |
| Yellow Card: 0 | Referees: CHOI Myung Jin (KOR) | | | Yellow Card: 1 | | | |
| Red Card: 0 | Referees: ROTH Peter (GER) | | | Red Card: 0 | | | |
| Black Card: 0 | Assistant: VASQUEZ Rodrigo (CHI) | | | Black Card: 0 | | | |

| | | | | | | | | |
|----------------|---|-------|---|--------|---|------------|---|---------|
| Legend: | A | Final | D | Defeat | S | Substitute | V | Victory |
|----------------|---|-------|---|--------|---|------------|---|---------|



MATCH RESULTS

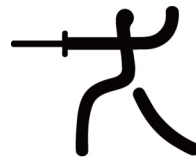
比赛成绩 (团体) / RÉSULTATS DU MATCH

| | | | |
|-------|----|-------|---|
| MATCH | 11 | PISTE | Y |
|-------|----|-------|---|

| HUN - Hungary | | | 40 V | Final | 25 D | VEN - Venezuela | |
|--------------------------------|---------|--|---------|---------------------|---------------------|-----------------------------|--|
| Fencer | Touches | Score | vs | Score | Touches | Fencer | |
| BOCZKO Gabor | 5 | 5 | -- | 3 | 3 | LIMARDO GASCON Ruben D. | |
| IMRE Geza | 5 | 10 | -- | 7 | 4 | FERNANDEZ BRICENO Silvio | |
| KOVACS Ivan | 5 | 15 | -- | 7 | 0 | LIMARDO GASCON Francisco A. | |
| IMRE Geza | 5 | 20 | -- | 9 | 2 | LIMARDO GASCON Ruben D. | |
| BOCZKO Gabor | 3 | 23 | -- | 12 | 3 | LIMARDO GASCON Francisco A. | |
| KOVACS Ivan | 4 | 27 | -- | 16 | 4 | FERNANDEZ BRICENO Silvio | |
| IMRE Geza | 5 | 32 | -- | 18 | 2 | LIMARDO GASCON Francisco A. | |
| KOVACS Ivan | 2 | 34 | -- | 22 | 4 | LIMARDO GASCON Ruben D. | |
| BOCZKO Gabor | 6 | 40 | -- | 25 | 3 | FERNANDEZ BRICENO Silvio | |
| Total Match Time: 21:04 | | | | Overtime: -- | | | |
| Warnings: | | Referees: | | | Warnings: | | |
| Yellow Card: | 0 | GANA Ahmed (ALG) | | | Yellow Card: | 0 | |
| Red Card: | 0 | HUANG Baohua (CHN) | | | Red Card: | 0 | |
| Black Card: | 0 | Assistant: LU Jianming (CHN) | | | Black Card: | 0 | |

Legend:

D Defeat V Victory Y Yellow



MATCH RESULTS

比赛成绩 (团体) / RÉSULTATS DU MATCH

| | | | |
|-------|----|-------|---|
| MATCH | 10 | PISTE | B |
|-------|----|-------|---|

| UKR - Ukraine | | | 41 V | Final | 39 D | KOR - Korea | |
|--------------------------------|---------|---------------------------------------|---------|---------------------|---------------------|--------------|--|
| Fencer | Touches | Score | vs | Score | Touches | Fencer | |
| KHVOROST Maksym | 2 | 2 | -- | 2 | 2 | KIM Seung Gu | |
| NIKISHYN Bogdan | 7 | 9 | -- | 9 | 7 | JUNG Jin Sun | |
| MEDVEDEV Vitalii | 2 | 11 | -- | 11 | 2 | KIM Won Jin | |
| NIKISHYN Bogdan | 2 | 13 | -- | 12 | 1 | KIM Seung Gu | |
| KHVOROST Maksym | 3 | 16 | -- | 18 | 6 | KIM Won Jin | |
| MEDVEDEV Vitalii | 4 | 20 | -- | 23 | 5 | JUNG Jin Sun | |
| NIKISHYN Bogdan | 6 | 26 | -- | 27 | 4 | KIM Won Jin | |
| MEDVEDEV Vitalii | 1 | 27 | -- | 28 | 1 | KIM Seung Gu | |
| KHVOROST Maksym | 14 | 41 | -- | 39 | 11 | JUNG Jin Sun | |
| Total Match Time: 27:00 | | | | Overtime: -- | | | |
| Warnings: | | Referees: | | | Warnings: | | |
| Yellow Card: | 1 | LIENDO Juan (VEN) | | | Yellow Card: | 0 | |
| Red Card: | 0 | MAMEDOV Ilgar (RUS) | | | Red Card: | 0 | |
| Black Card: | 0 | Assistant: WANG Fuchi (CHN) | | | Black Card: | 0 | |

Legend:

B Blue D Defeat V Victory



OLYMPIC SEEDING INDIVIDUAL As of 14 AUG 2008

奥林匹克个人种子位置 / CLASSEMENT OLYMPIQUE DES TÊTES DE SÉRIE (INDIVIDUEL)

| Olympic Seed | FIE Ranking (01 AUG 2008) | Name | NOC |
|--------------|---------------------------|---------------------------|----------------------------------|
| 1 | 1 | VEZZALI Maria Valentina | ITA - Italy |
| 2 | 2 | TRILLINI Giovanna | ITA - Italy |
| 3 | 3 | GRANBASSI Margherita | ITA - Italy |
| 4 | 4 | NAM Hyunhee | KOR - Korea |
| 5 | 6 | GOLUBYTSKYI Carolin | GER - Germany |
| 6 | 7 | MOHAMED Aida | HUN - Hungary |
| 7 | 8 | CROSS Emily | USA - United States |
| 8 | 9 | MAITREJEAN Corinne | FRA - France |
| 9 | 10 | STAHL Cristina | ROU - Romania |
| 10 | 12 | KNAPEK Edina | HUN - Hungary |
| 11 | 13 | LAMONOVA Evgenia | RUS - Russian Fed. |
| 12 | 14 | SUGAWARA Chieko | JPN - Japan |
| 13 | 15 | VARGA Gabriella | HUN - Hungary |
| 14 | 16 | HATUEL Delila | ISR - Israel |
| 15 | 17 | ZHANG Lei | CHN - People's Republic of China |
| 16 | 18 | SHANAEVA Aida | RUS - Russian Fed. |
| 17 | 20 | GRUCHALA Sylwia | POL - Poland |
| 18 | 21 | WOJTKOWIAK Malgorzata | POL - Poland |
| 19 | 23 | NIKICHINA Victoria | RUS - Russian Fed. |
| 20 | 24 | GONZALEZ PARRA Mariana I. | VEN - Venezuela |
| 21 | 25 | SCHACHE Anja | GER - Germany |
| 22 | 26 | JUNG Gilok | KOR - Korea |
| 23 | 28 | SUN Chao | CHN - People's Republic of China |
| 24 | 31 | WAECHTER Katja | GER - Germany |
| 25 | 33 | SU Wanwen | CHN - People's Republic of China |
| 26 | 34 | SMART Erinn | USA - United States |
| 27 | 36 | BOUBAKRI Ines | TUN - Tunisia |
| 28 | 39 | THOMPSON Hanna | USA - United States |
| 29 | 40 | EL GAMMAL Shaimaa | EGY - Egypt |
| 30 | 42 | ANGAD-GAUR Indra | NED - Netherlands |
| 31 | 43 | MROCKIEWICZ Magdalena | POL - Poland |
| 32 | 45 | HALLS Joanna | AUS - Australia |
| 33 | 47 | COMPANY Misleidis | CUB - Cuba |
| 34 | 51 | LELEIKO Olga | UKR - Ukraine |
| 35 | 55 | EL GAMMAL Eman | EGY - Egypt |
| 36 | 56 | SHABAN Iman | EGY - Egypt |
| 37 | 72 | KHELFAOUI Anissa | ALG - Algeria |
| 38 | 107 | LUAN Jujie | CAN - Canada |
| 39 | 113 | EMANUEL Martina | GBR - Great Britain |
| 40 | 121 | NOGUEIRA Debora | POR - Portugal |



OLYMPIC SEEDING INDIVIDUAL As of 14 AUG 2008

奥林匹克个人种子位置 / CLASSEMENT OLYMPIQUE DES TÊTES DE SÉRIE (INDIVIDUEL)

| Olympic Seed | FIE Ranking (01 AUG 2008) | Name | NOC |
|--------------|---------------------------|------------------|------------|
| 41 | N | DOIG Maria Luisa | PER - Peru |
| | | Total: 41 | |

Note:
 All changes are available in INFO

Legend:
 N Fencer has no FIE Rank



RESULTS BRACKET

淘汰表 (个人) / TABLEAU DES MATCHS AVEC RÉSULTATS

| D# | Round of 64 | Round of 32 | Round of 16 | Quarterfinals | Semifinals | Final |
|----------|---|--------------------|---------------|---------------|------------------------|--------------------------|
| 1 64 | TRILLINI Giovanna ITA Bye | TRILLINI G | TRILLINI G | TRILLINI G | TRILLINI G | GOLD MEDAL BOUT |
| 33 32 | COMPANY Misleydis CUB HALLS Joanna AUS | COMPANY M 15-13 | 15-7 | TRILLINI G | TRILLINI G | |
| 17 48 | GRUCHALA Sylwia POL Bye | GRUCHALA S | SHANAIEVA A | 15-3 | TRILLINI G | |
| 49 16 | Bye SHANAIEVA Aida RUS | SHANAIEVA A | 12-11 | TRILLINI G | TRILLINI G | |
| 9 56 | STAHL Cristina ROU Bye | STAHL C | WAECHTER K | 15-8 | TRILLINI G | |
| 41 24 | DOIG Maria Luisa PER WAECHTER Katja GER | WAECHTER K | 15-6 | WAECHTER K | TRILLINI G | |
| 25 40 | SMART Erinn USA EMANUEL Martina GBR | SMART E | MAITREJEAN C | 15-10 | WAECHTER K | |
| 57 8 | Bye MAITREJEAN Corinne FRA | MAITREJEAN C | 15-9 | WAECHTER K | TRILLINI G | |
| 5 60 | GOLUBYTSKYI Carolin GER Bye | GOLUBYTSKYI C | GOLUBYTSKYI C | NAM H | 15-10 | |
| 37 28 | KHELFAOUI Anissa ALG THOMPSON Hanna USA | THOMPSON H | 13-5 | SUGAWARA C | NAM H | |
| 21 44 | JUNG Gilok KOR Bye | JUNG G | 11-2 | 6-5 | NAM H | |
| 53 12 | Bye SUGAWARA Chieko JPN | SUGAWARA C | 11-9 | SUGAWARA C | NAM H | |
| 13 52 | VARGA Gabriella HUN Bye | VARGA G | VARGA G | 15-10 | NAM H | |
| 45 20 | Bye GONZALEZ PARRA Mariana I. VEN | GONZALEZ PARRA M. | 15-2 | NAM H | NAM H | |
| 29 36 | EL GAMMAL Shaimaa EGY SHABAN Iman EGY | SHABAN I | 15-12 | NAM H | NAM H | |
| 61 4 | Bye NAM Hyunhee KOR | NAM H | 15-6 | NAM H | NAM H | |
| 3 62 | GRANBASSI Margherita ITA Bye | GRANBASSI M | GRANBASSI M | VEZZALI | 6-5 | |
| 35 30 | EL GAMMAL Eman EGY ANGAD-GAUR Indra NED | ANGAD-GAUR I | 11-6 | GRANBASSI M | VEZZALI | |
| 19 46 | NIKICHINA Victoria RUS Bye | NIKICHINA V | 13-4 | 11-4 | GRANBASSI M | |
| 51 14 | Bye HATUEL Delila ISR | HATUEL D | 10-9 | GRANBASSI M | GRANBASSI M | |
| 11 54 | LAMONOVA Evgenia RUS Bye | LAMONOVA E | LAMONOVA E | 12-7 | GRANBASSI M | |
| 43 22 | Bye SCHACHE Anja GER | SCHACHE A | 15-2 | LAMONOVA E | GRANBASSI M | |
| 27 38 | BOUBAKRI Ines TUN LUAN Juijie CAN | LUAN J | 13-9 | 15-5 | LAMONOVA E | |
| 59 6 | Bye MOHAMED Aida HUN | MOHAMED A | 15-7 | MOHAMED A | VEZZALI | |
| 7 58 | CROSS Emily USA Bye | CROSS E | SU W | 12-3 | VEZZALI | |
| 39 26 | NOGUEIRA Debora POR SU Wanwen CHN | SU W | 15-7 | 15-4 | VEZZALI | |
| 23 42 | SUN Chao CHN Bye | SUN C | KNAPK E | 15-10 | VEZZALI | |
| 55 10 | Bye KNAPK Edina HUN | KNAPK E | 15-13 | KNAPK E | VEZZALI | |
| 15 50 | ZHANG Lei CHN Bye | ZHANG L | ZHANG L | 15-3 | VEZZALI | |
| 47 18 | Bye WOJTKOWIAK Malgorzata POL | WOJTKOWIAK M | 15-8 | VEZZALI | VEZZALI | |
| 31 34 | MROCKIEWICZ Magdalena POL LELEIKO Olga UKR | MROCKIEWICZ M | 15-9 | 10-7 | TRILLINI Giovanna(ITA) | |
| 63 2 | Bye VEZZALI Maria Valentina ITA | VEZZALI | 15-3 | VEZZALI | GRANBASSI M | |
| | | | | | | BRONZE MEDAL BOUT |
| | | | | | | TRILLINI Giovanna(ITA) |
| | | | | | | GRANBASSI M |

Legend:
D# Draw number



FINAL STANDINGS As of 13 AUG 2008
最后排名 / CLASSEMENT FINAL

| Rank | Name | NOC | Medal |
|-------|---------------------------|---------------------|--------|
| 1 | VEZZALI Maria Valentina | ITA - Italy | Gold |
| 2 | NAM Hyunhee | KOR - Korea | Silver |
| 3 | GRANBASSI Margherita | ITA - Italy | Bronze |
| 4 | TRILLINI Giovanna | ITA - Italy | |
| 5 | KNAPEK Edina | HUN - Hungary | |
| 6 | LAMONOVA Evgenia | RUS - Russian Fed. | |
| 7 | SUGAWARA Chieko | JPN - Japan | |
| 8 | WAECHTER Katja | GER - Germany | |
| ----- | | | |
| 9 | GOLUBYTSKYI Carolin | GER - Germany | |
| 10 | MOHAMED Aida | HUN - Hungary | |
| 11 | MAITREJEAN Corinne | FRA - France | |
| 12 | VARGA Gabriella | HUN - Hungary | |
| 13 | ZHANG Lei | CHN - China | |
| 14 | SHANAIEVA Aida | RUS - Russian Fed. | |
| 15 | NIKICHINA Victoria | RUS - Russian Fed. | |
| 16 | SU Wanwen | CHN - China | |
| ----- | | | |
| 17 | CROSS Emily | USA - United States | |
| 18 | STAHL Cristina | ROU - Romania | |
| 19 | HATUEL Delila | ISR - Israel | |
| 20 | GRUCHALA Sylwia | POL - Poland | |
| 21 | WOJTKOWIAK Malgorzata | POL - Poland | |
| 22 | GONZALEZ PARRA Mariana I. | VEN - Venezuela | |
| 23 | SCHACHE Anja | GER - Germany | |
| 24 | JUNG Gilok | KOR - Korea | |
| 25 | SUN Chao | CHN - China | |
| 26 | SMART Erinn | USA - United States | |
| 27 | THOMPSON Hanna | USA - United States | |
| 28 | ANGAD-GAUR Indra | NED - Netherlands | |
| 29 | MROCZKIEWICZ Magdalena | POL - Poland | |
| 30 | COMPANY Misleydis | CUB - Cuba | |
| 31 | SHABAN Iman | EGY - Egypt | |
| 32 | LUAN Jujie | CAN - Canada | |
| ----- | | | |
| 33 | BOUBAKRI Ines | TUN - Tunisia | |
| 34 | EL GAMMAL Shaimaa | EGY - Egypt | |
| 35 | HALLS Joanna | AUS - Australia | |
| 36 | LELEIKO Olga | UKR - Ukraine | |
| 37 | EL GAMMAL Eman | EGY - Egypt | |
| 38 | KHELFAOUI Anissa | ALG - Algeria | |
| 39 | EMANUEL Martina | GBR - Great Britain | |
| 40 | NOGUEIRA Debora | POR - Portugal | |
| 41 | DOIG Maria Luisa | PER - Peru | |



BOUT RESULTS

比赛成绩 (个人) / RÉSULTATS PAR COMBAT

| | | | |
|------|---|-------|---|
| BOUT | 1 | PISTE | Y |
|------|---|-------|---|

| Seed | Name | NOC Code | Score | | Score | Seed | Name | NOC Code |
|------|-------------------|----------|-------|---|-------|------|--------------|----------|
| 33 | COMPANY Misleydis | CUB | 15 | - | 13 | 32 | HALLS Joanna | AUS |
| | | | V | | D | | | |

| Seed | Name | NOC Code | 1st | | | | | | | | | | 2nd | | | | | | | | | | | |
|------|-------------------|----------|-----|---|---|---|---|---|---|---|---|---|-----|---|---|---|----|----|----|----|----|----|----|----|
| | | | 0 | 1 | 1 | 2 | 2 | 3 | 3 | 4 | 4 | 5 | 5 | 6 | 6 | 7 | 7 | 8 | 8 | 9 | 9 | 10 | 10 | 11 |
| 33 | COMPANY Misleydis | CUB | 0 | 1 | 1 | 2 | 2 | 3 | 3 | 4 | 4 | 5 | 6 | 7 | 8 | 9 | 10 | 10 | 11 | 11 | 11 | 11 | | |
| 32 | HALLS Joanna | AUS | 1 | 1 | 2 | 2 | 3 | 3 | 4 | 4 | 5 | 5 | 5 | 5 | 5 | 5 | 5 | 6 | 6 | 7 | 8 | 9 | | |

| Seed | Name | NOC Code | 3rd | | | | | | | | | | | |
|------|-------------------|----------|-----|----|----|----|----|----|----|----|--|--|--|--|
| | | | 11 | 12 | 12 | 13 | 13 | 14 | 14 | 15 | | | | |
| 33 | COMPANY Misleydis | CUB | 11 | 12 | 12 | 13 | 13 | 14 | 14 | 15 | | | | |
| 32 | HALLS Joanna | AUS | 10 | 10 | 11 | 11 | 12 | 12 | 13 | 13 | | | | |

| Warnings and Penalties | Bout Time | Overtime | Warnings and Penalties |
|----------------------------------|-----------|----------|------------------------|
| Yellow card: 1 | 8:45 | -- | Yellow card: 0 |
| Red card: 0 | | | Red card: 0 |
| Black card: 0 | | | Black card: 0 |
| Referee: LIU Yuntao (CHN) | | | |
| Assistant: MILENCHEV Vasil (BUL) | | | |
| Assistant: LIENDO Juan (VEN) | | | |

| | | | | | | |
|----------------|---------------------------|-----|----------------------------|-----|---------------------------|--------|
| Legend: | | | | | | |
| 1st | Result after first period | 2nd | Result after second period | 3rd | Result after third period | D |
| V | Victory | Y | Yellow | | | Defeat |



BOUT RESULTS

比赛成绩 (个人) / RÉSULTATS PAR COMBAT

| | | | |
|------|---|-------|---|
| BOUT | 2 | PISTE | Y |
|------|---|-------|---|

| Seed | Name | NOC Code | Score | | Score | Seed | Name | NOC Code |
|------|------------------|----------|-------|---|-------|------|----------------|----------|
| 41 | DOIG Maria Luisa | PER | 4 | - | 15 | 24 | WAECHTER Katja | GER |
| | | | D | | V | | | |

| Seed | Name | NOC | 1st | | | | | | | | | | 2nd | | | | | 3rd | | | |
|------|------------------|-----|-----|---|---|---|---|---|---|---|---|---|-----|---|----|----|----|-----|----|----|----|
| | | | 0 | 0 | 0 | 0 | 1 | 1 | 1 | 2 | 2 | 2 | 2 | 3 | 3 | 3 | 3 | 3 | 4 | 4 | 4 |
| 41 | DOIG Maria Luisa | PER | 0 | 0 | 0 | 0 | 1 | 1 | 1 | 2 | 2 | 2 | 2 | 3 | 3 | 3 | 3 | 3 | 4 | 4 | 4 |
| 24 | WAECHTER Katja | GER | 1 | 2 | 3 | 4 | 4 | 5 | 6 | 6 | 7 | 8 | 9 | 9 | 10 | 11 | 12 | 13 | 13 | 14 | 15 |

| Warnings and Penalties | Bout Time | Overtime | Warnings and Penalties |
|----------------------------------|-----------|----------|------------------------|
| Yellow card: 0 | 6:52 | -- | Yellow card: 0 |
| Red card: 0 | | | Red card: 0 |
| Black card: 0 | | | Black card: 0 |
| Referee: CHOI Myung Jin (KOR) | | | |
| Assistant: LIU Yuntao (CHN) | | | |
| Assistant: MILENCHEV Vasil (BUL) | | | |

| | | | | | | |
|----------------|---------------------------|-----|----------------------------|-----|---------------------------|----------|
| Legend: | | | | | | |
| 1st | Result after first period | 2nd | Result after second period | 3rd | Result after third period | D Defeat |
| V | Victory | Y | Yellow | | | |



BOUT RESULTS

比赛成绩 (个人) / RÉSULTATS PAR COMBAT

| | | | |
|------|---|-------|---|
| BOUT | 6 | PISTE | Y |
|------|---|-------|---|

| Seed | Name | NOC Code | Score | | Score | Seed | Name | NOC Code |
|------|-------------|----------|-----------|---|----------|------|-----------------|----------|
| 26 | SMART Erinn | USA | 15 | - | 7 | 39 | EMANUEL Martina | GBR |
| | | | V | | D | | | |

| Seed | Name | NOC Code | 1st | | | | | | | | | | | 2nd | | | | | | | |
|------|-----------------|----------|-----|---|---|---|---|---|---|---|---|---|---|-----|---|----|----|----|----|----|----|
| | | | 1 | 2 | 3 | 4 | 5 | 6 | 7 | 7 | 8 | 9 | 9 | 9 | 9 | 10 | 10 | 10 | 11 | 12 | 13 |
| 26 | SMART Erinn | USA | 1 | 2 | 3 | 4 | 5 | 6 | 7 | 7 | 8 | 9 | 9 | 9 | 9 | 10 | 10 | 10 | 11 | 12 | 13 |
| 39 | EMANUEL Martina | GBR | 0 | 0 | 0 | 0 | 0 | 0 | 0 | 1 | 1 | 1 | 2 | 3 | 4 | 5 | 5 | 6 | 7 | 7 | 7 |

| Seed | Name | NOC Code | 3rd | |
|------|-----------------|----------|-----|----|
| | | | 14 | 15 |
| 26 | SMART Erinn | USA | 14 | 15 |
| 39 | EMANUEL Martina | GBR | 7 | 7 |

| Warnings and Penalties | Bout Time | Overtime | Warnings and Penalties |
|---------------------------------|-----------|----------|------------------------|
| Yellow card: 0 | 6:16 | -- | Yellow card: 0 |
| Red card: 0 | | | Red card: 0 |
| Black card: 0 | | | Black card: 0 |
| Referee: KAPOSVARI Zsolt (HUN) | | | |
| Assistant: CHOI Myung Jin (KOR) | | | |
| Assistant: LIENDO Juan (VEN) | | | |

| | | | | | | |
|----------------|---------------------------|------------|----------------------------|------------|---------------------------|-----------------|
| Legend: | | | | | | |
| 1st | Result after first period | 2nd | Result after second period | 3rd | Result after third period | D Defeat |
| V | Victory | Y | Yellow | | | |



BOUT RESULTS

比赛成绩 (个人) / RÉSULTATS PAR COMBAT

| | | | |
|------|---|-------|---|
| BOUT | 3 | PISTE | R |
|------|---|-------|---|

| Seed | Name | NOC Code | Score | | Score | Seed | Name | NOC Code |
|------|------------------|----------|----------|---|-----------|------|----------------|----------|
| 37 | KHELFAOUI Anissa | ALG | 2 | - | 11 | 28 | THOMPSON Hanna | USA |
| | | | D | | V | | | |

| Seed | Name | NOC | 1st | | | 2nd | | | | | 3rd | | | |
|------|------------------|-----|-----|---|---|-----|---|---|---|---|-----|---|----|----|
| | | | 0 | 1 | 2 | 1 | 2 | 3 | 4 | 5 | 6 | 7 | 8 | |
| 37 | KHELFAOUI Anissa | ALG | 0 | 0 | 0 | 1 | 1 | 1 | 1 | 1 | 1 | 1 | 1 | 2 |
| 28 | THOMPSON Hanna | USA | 1 | 2 | 3 | 3 | 4 | 5 | 6 | 7 | 8 | 9 | 10 | 11 |

| Warnings and Penalties | Bout Time | Overtime | Warnings and Penalties |
|--|-----------|----------|------------------------|
| Yellow card: 0 | 9:00 | -- | Yellow card: 0 |
| Red card: 0 | | | Red card: 0 |
| Black card: 0 | | | Black card: 0 |
| Referee: CHU Shisheng (CHN) | | | |
| Assistant: POURSALMAN Alireza (IRI) | | | |
| Assistant: HUSAIN Ali (KUW) | | | |

| | | | | | | |
|----------------|---------------------------|------------|----------------------------|------------|---------------------------|-----------------|
| Legend: | | | | | | |
| 1st | Result after first period | 2nd | Result after second period | 3rd | Result after third period | D Defeat |
| R | Red | V | Victory | | | |



BOUT RESULTS

比赛成绩 (个人) / RESULTATS PAR COMBAT

| | | | |
|------|---|-------|---|
| BOUT | 7 | PISTE | R |
|------|---|-------|---|

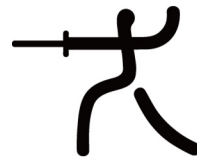
| Seed | Name | NOC Code | Score | | Score | Seed | Name | NOC Code |
|------|-------------------|----------|-----------|---|-----------|------|-------------|----------|
| 29 | EL GAMMAL Shaimaa | EGY | 12 | - | 15 | 36 | SHABAN Iman | EGY |
| | | | D | | V | | | |

| Seed | Name | NOC Code | 1st | | | | | | | | 2nd | | | | | | | | | | | |
|------|-------------------|----------|-----|---|---|---|---|---|---|---|-----|---|---|---|---|---|---|---|----|----|----|----|
| | | | 1 | 2 | 3 | 4 | 5 | 6 | 7 | 8 | 1 | 2 | 3 | 4 | 5 | 6 | 7 | 8 | | | | |
| 29 | EL GAMMAL Shaimaa | EGY | 1 | 2 | 2 | 2 | 3 | 3 | 4 | 4 | 4 | 5 | 5 | 6 | 6 | 6 | 7 | 7 | 7 | 7 | 8 | 8 |
| 36 | SHABAN Iman | EGY | 0 | 0 | 1 | 2 | 2 | 3 | 3 | 4 | 5 | 5 | 6 | 6 | 7 | 8 | 8 | 9 | 10 | 11 | 11 | 12 |

| Seed | Name | NOC Code | 3rd | | | | | | | |
|------|-------------------|----------|-----|----|----|----|----|----|----|--|
| | | | 9 | 9 | 9 | 10 | 11 | 12 | 12 | |
| 29 | EL GAMMAL Shaimaa | EGY | 9 | 9 | 9 | 10 | 11 | 12 | 12 | |
| 36 | SHABAN Iman | EGY | 12 | 13 | 14 | 14 | 14 | 14 | 15 | |

| Warnings and Penalties | Bout Time | Overtime | Warnings and Penalties |
|-----------------------------------|-----------|----------|------------------------|
| Yellow card: 1 | 7:39 | -- | Yellow card: 0 |
| Red card: 0 | | | Red card: 0 |
| Black card: 0 | | | Black card: 0 |
| Referee: VAZQUEZ Daniel (ESP) | | | |
| Assistant: SIESTO Marco (ITA) | | | |
| Assistant: BOUNACHADA Ayach (CAN) | | | |

| | | | | | | |
|----------------|---------------------------|-----|----------------------------|-----|---------------------------|----------|
| Legend: | | | | | | |
| 1st | Result after first period | 2nd | Result after second period | 3rd | Result after third period | D Defeat |
| R | Red | V | Victory | | | |



BOUT RESULTS

比赛成绩 (个人) / RÉSULTATS PAR COMBAT

| | | | |
|------|---|-------|---|
| BOUT | 4 | PISTE | B |
|------|---|-------|---|

| Seed | Name | NOC Code | Score | | Score | Seed | Name | NOC Code |
|------|----------------|----------|-------|---|-------|------|------------------|----------|
| 35 | EL GAMMAL Eman | EGY | 4 | - | 13 | 30 | ANGAD-GAUR Indra | NED |
| | | | D | | V | | | |

| Seed | Name | NOC | 1st | | | | | 2nd | | | | | 3rd | | | | | | |
|------|------------------|-----|-----|---|---|---|---|-----|---|---|---|---|-----|---|----|----|----|----|----|
| | | | 0 | 0 | 0 | 0 | 0 | 1 | 2 | 2 | 2 | 3 | 3 | 3 | 3 | 4 | 4 | 4 | 4 |
| 35 | EL GAMMAL Eman | EGY | 0 | 0 | 0 | 0 | 0 | 1 | 2 | 2 | 2 | 3 | 3 | 3 | 3 | 4 | 4 | 4 | 4 |
| 30 | ANGAD-GAUR Indra | NED | 1 | 2 | 3 | 4 | 5 | 6 | 6 | 6 | 7 | 8 | 8 | 9 | 10 | 10 | 11 | 12 | 13 |

| Warnings and Penalties | Bout Time | Overtime | Warnings and Penalties |
|--------------------------------------|-----------|----------|------------------------|
| Yellow card: 0 | 8:02 | -- | Yellow card: 0 |
| Red card: 0 | | | Red card: 0 |
| Black card: 0 | | | Black card: 0 |
| Referee: LU Jianming (CHN) | | | |
| Assistant: NAKATA Reiko (JPN) | | | |
| Assistant: TOURE Papa Khassoum (SEN) | | | |

| | | | | | | |
|----------------|---------------------------|-----|----------------------------|-----|---------------------------|--------|
| Legend: | | | | | | |
| 1st | Result after first period | 2nd | Result after second period | 3rd | Result after third period | B Blue |
| D | Defeat | V | Victory | | | |



BOUT RESULTS

比赛成绩 (个人) / RÉSULTATS PAR COMBAT

| | | | |
|------|---|-------|---|
| BOUT | 8 | PISTE | B |
|------|---|-------|---|

| Seed | Name | NOC Code | Score | | Score | Seed | Name | NOC Code |
|------|---------------|----------|-------|---|-------|------|------------|----------|
| 27 | BOUBAKRI Ines | TUN | 9 | - | 13 | 38 | LUAN Jujie | CAN |
| | | | D | | V | | | |

| Seed | Name | NOC Code | 1st | | | | | | | 2nd | | | | | | | | | | | | |
|------|---------------|----------|-----|---|---|---|---|---|---|-----|---|---|---|---|---|---|----|----|----|----|----|----|
| | | | 1 | 2 | 2 | 2 | 2 | 3 | 3 | 4 | 4 | 4 | 4 | 5 | 5 | 5 | 5 | 6 | 7 | 7 | | |
| 27 | BOUBAKRI Ines | TUN | 1 | 2 | 2 | 2 | 2 | 3 | 3 | 4 | 4 | 4 | 4 | 5 | 5 | 5 | 5 | 6 | 7 | 7 | | |
| 38 | LUAN Jujie | CAN | 0 | 0 | 1 | 2 | 3 | 4 | 4 | 5 | 5 | 6 | 7 | 8 | 8 | 9 | 10 | 11 | 12 | 12 | 12 | 13 |

| Seed | Name | NOC Code | 3rd | |
|------|---------------|----------|-----|----|
| | | | 8 | 9 |
| 27 | BOUBAKRI Ines | TUN | 8 | 9 |
| 38 | LUAN Jujie | CAN | 13 | 13 |

| Warnings and Penalties | Bout Time | Overtime | Warnings and Penalties |
|--------------------------------------|-----------|----------|------------------------|
| Yellow card: 1 | 9:00 | -- | Yellow card: 1 |
| Red card: 0 | | | Red card: 1 |
| Black card: 0 | | | Black card: 0 |
| Referee: KASZUBOWSKI Adam (POL) | | | |
| Assistant: NAKATA Reiko (JPN) | | | |
| Assistant: TOURE Papa Khassoum (SEN) | | | |

| | | | | | | |
|----------------|---------------------------|-----|----------------------------|-----|---------------------------|--------|
| Legend: | | | | | | |
| 1st | Result after first period | 2nd | Result after second period | 3rd | Result after third period | B Blue |
| D | Defeat | V | Victory | | | |



BOUT RESULTS

比赛成绩 (个人) / RÉSULTATS PAR COMBAT

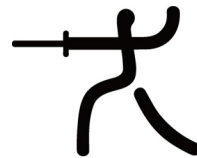
| | | | |
|------|---|-------|---|
| BOUT | 5 | PISTE | G |
|------|---|-------|---|

| Seed | Name | NOC Code | Score | | Score | Seed | Name | NOC Code |
|------|-----------------|----------|-------|---|-------|------|-----------|----------|
| 40 | NOGUEIRA Debora | POR | 4 | - | 15 | 25 | SU Wanwen | CHN |
| | | | D | | V | | | |

| Seed | Name | NOC | 1st | | | | | | | | | | 2nd | | | | | | | | |
|------|-----------------|-----|-----|---|---|---|---|---|---|---|---|---|-----|----|----|----|----|----|----|----|----|
| | | | 0 | 1 | 2 | 3 | 4 | 5 | 6 | 7 | 8 | 9 | 10 | 11 | 12 | 13 | 14 | 15 | | | |
| 40 | NOGUEIRA Debora | POR | 0 | 0 | 0 | 0 | 0 | 1 | 1 | 2 | 3 | 4 | 4 | 4 | 4 | 4 | 4 | 4 | 4 | 4 | |
| 25 | SU Wanwen | CHN | 1 | 2 | 3 | 4 | 5 | 5 | 6 | 6 | 6 | 6 | 7 | 8 | 9 | 10 | 11 | 12 | 13 | 14 | 15 |

| Warnings and Penalties | Bout Time | Overtime | Warnings and Penalties |
|--------------------------------|-----------|----------|------------------------|
| Yellow card: 0 | 5:00 | -- | Yellow card: 0 |
| Red card: 0 | | | Red card: 0 |
| Black card: 0 | | | Black card: 0 |
| Referee: FLOREA Marius (ROU) | | | |
| Assistant: MAMEDOV Ilgar (RUS) | | | |
| Assistant: GANA Ahmed (ALG) | | | |

| | | | | | | |
|----------------|---------------------------|-----|----------------------------|-----|---------------------------|----------|
| Legend: | | | | | | |
| 1st | Result after first period | 2nd | Result after second period | 3rd | Result after third period | D Defeat |
| G | Green | V | Victory | | | |



BOUT RESULTS

比赛成绩 (个人) / RÉSULTATS PAR COMBAT

| | | | |
|------|---|-------|---|
| BOUT | 9 | PISTE | G |
|------|---|-------|---|

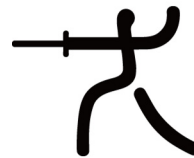
| Seed | Name | NOC Code | Score | | Score | Seed | Name | NOC Code |
|------|------------------------|----------|-----------|---|----------|------|--------------|----------|
| 31 | MROCZKIEWICZ Magdalena | POL | 15 | - | 9 | 34 | LELEIKO Olga | UKR |
| | | | V | | D | | | |

| | | 1st | | | | | | | | | | | | | | | | | | | | |
|------|------------------------|----------|---|---|---|---|---|---|---|---|---|---|---|---|---|----|----|----|----|----|----|----|
| Seed | Name | NOC Code | 1 | 2 | 2 | 2 | 3 | 4 | 5 | 5 | 6 | 7 | 8 | 9 | 9 | 10 | 11 | 11 | 11 | 12 | 12 | 13 |
| 31 | MROCZKIEWICZ Magdalena | POL | 1 | 2 | 2 | 2 | 3 | 4 | 5 | 5 | 6 | 7 | 8 | 9 | 9 | 10 | 11 | 11 | 11 | 12 | 12 | 13 |
| 34 | LELEIKO Olga | UKR | 0 | 0 | 1 | 2 | 2 | 2 | 2 | 3 | 3 | 3 | 3 | 3 | 4 | 4 | 4 | 5 | 6 | 6 | 7 | 7 |

| | | 2nd | | | | 3rd | |
|------|------------------------|----------|----|----|----|-----|--|
| Seed | Name | NOC Code | 13 | 14 | 14 | 15 | |
| 31 | MROCZKIEWICZ Magdalena | POL | 13 | 14 | 14 | 15 | |
| 34 | LELEIKO Olga | UKR | 8 | 8 | 9 | 9 | |

| Warnings and Penalties | Bout Time | Overtime | Warnings and Penalties |
|---------------------------------------|-----------|----------|------------------------|
| Yellow card: 1 | 6:10 | -- | Yellow card: 0 |
| Red card: 0 | | | Red card: 0 |
| Black card: 0 | | | Black card: 0 |
| Referee: ROTH Peter (GER) | | | |
| Assistant: GANA Ahmed (ALG) | | | |
| Assistant: FLOREA Marius (ROU) | | | |

| | | | | | | |
|----------------|---------------------------|------------|----------------------------|------------|---------------------------|-----------------|
| Legend: | | | | | | |
| 1st | Result after first period | 2nd | Result after second period | 3rd | Result after third period | D Defeat |
| G | Green | V | Victory | | | |



BOUT RESULTS

比赛成绩 (个人) / RÉSULTATS PAR COMBAT

| | | | |
|------|----|-------|---|
| BOUT | 10 | PISTE | Y |
|------|----|-------|---|

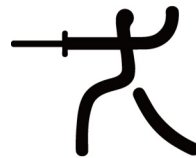
| Seed | Name | NOC Code | Score | | Score | Seed | Name | NOC Code |
|------|-------------------|----------|-----------|---|----------|------|-------------------|----------|
| 2 | TRILLINI Giovanna | ITA | 15 | - | 7 | 33 | COMPANY Misleydis | CUB |
| | | | V | | D | | | |

| 1st | | | | | | | | | | | | | 2nd | | | | | | | | | |
|-----|-------------------|-----|---|---|---|---|---|---|---|---|---|---|-----|---|----|----|----|----|----|----|----|----|
| 2 | TRILLINI Giovanna | ITA | 1 | 2 | 2 | 3 | 4 | 5 | 5 | 6 | 7 | 8 | 8 | 9 | 10 | 11 | 11 | 12 | 12 | 12 | 13 | 14 |
| 33 | COMPANY Misleydis | CUB | 0 | 0 | 1 | 1 | 1 | 1 | 2 | 2 | 2 | 2 | 3 | 3 | 3 | 3 | 4 | 4 | 5 | 6 | 6 | 6 |

| 3rd | | | |
|-----|-------------------|-----|-------|
| 2 | TRILLINI Giovanna | ITA | 14 15 |
| 33 | COMPANY Misleydis | CUB | 7 7 |

| Warnings and Penalties | Bout Time | Overtime | Warnings and Penalties |
|----------------------------------|-----------|----------|------------------------|
| Yellow card: 0 | 6:30 | -- | Yellow card: 0 |
| Red card: 0 | | | Red card: 0 |
| Black card: 0 | | | Black card: 0 |
| Referee: LIU Yuntao (CHN) | | | |
| Assistant: CHOI Myung Jin (KOR) | | | |
| Assistant: KAPOSVARI Zsolt (HUN) | | | |

| | | | | | | |
|----------------|---------------------------|------------|----------------------------|------------|---------------------------|-----------------|
| Legend: | | | | | | |
| 1st | Result after first period | 2nd | Result after second period | 3rd | Result after third period | D Defeat |
| V | Victory | Y | Yellow | | | |



BOUT RESULTS

比赛成绩 (个人) / RÉSULTATS PAR COMBAT

| | | | |
|------|----|-------|---|
| BOUT | 14 | PISTE | Y |
|------|----|-------|---|

| Seed | Name | NOC Code | Score | | Score | Seed | Name | NOC Code |
|------|-----------------|----------|-----------|---|-----------|------|----------------|----------|
| 17 | GRUCHALA Sylwia | POL | 11 | - | 12 | 16 | SHANAIEVA Aida | RUS |
| | | | D | | V | | | |

| Seed | Name | NOC Code | 1st | | | | | | | | | | 2nd | | | | | | | | | | |
|------|-----------------|----------|-----|---|---|---|---|---|---|---|---|----|-----|---|---|---|---|---|---|---|----|----|----|
| | | | 1 | 2 | 3 | 4 | 5 | 6 | 7 | 8 | 9 | 10 | 1 | 2 | 3 | 4 | 5 | 6 | 7 | 8 | 9 | 10 | |
| 17 | GRUCHALA Sylwia | POL | 1 | 1 | 1 | 1 | 1 | 1 | 1 | 1 | 1 | 1 | 2 | 3 | 4 | 5 | 6 | 6 | 7 | 8 | 8 | 9 | 9 |
| 16 | SHANAIEVA Aida | RUS | 0 | 1 | 2 | 3 | 4 | 5 | 6 | 7 | 8 | 8 | 8 | 8 | 8 | 8 | 8 | 9 | 9 | 9 | 10 | 10 | 11 |

| Seed | Name | NOC Code | 3rd OT | | |
|------|-----------------|----------|--------|----|----|
| | | | 10 | 11 | 11 |
| 17 | GRUCHALA Sylwia | POL | 10 | 11 | 11 |
| 16 | SHANAIEVA Aida | RUS | 11 | 11 | 12 |

| Warnings and Penalties | Bout Time | Overtime | Warnings and Penalties |
|----------------------------------|-----------|----------|------------------------|
| Yellow card: 0 | 8:58 | 0:10 | Yellow card: 1 |
| Red card: 0 | | | Red card: 0 |
| Black card: 0 | | | Black card: 0 |
| Referee: LIENDO Juan (VEN) | | | |
| Assistant: LIU Yuntao (CHN) | | | |
| Assistant: MILENCHEV Vasil (BUL) | | | |

| | | | | | | |
|----------------|---------------------------|-----|----------------------------|-----|---------------------------|----------|
| Legend: | | | | | | |
| 1st | Result after first period | 2nd | Result after second period | 3rd | Result after third period | D Defeat |
| OT | Overtime | V | Victory | Y | Yellow | |



BOUT RESULTS

比赛成绩 (个人) / RÉSULTATS PAR COMBAT

| | | | |
|------|----|-------|---|
| BOUT | 18 | PISTE | Y |
|------|----|-------|---|

| Seed | Name | NOC Code | Score | | Score | Seed | Name | NOC Code |
|------|----------------|----------|-------|---|-------|------|----------------|----------|
| 9 | STAHL Cristina | ROU | 6 | - | 15 | 24 | WAECHTER Katja | GER |
| | | | D | | V | | | |

| Seed | Name | NOC Code | 1st | | | | | | | | | | 2nd | | | | | | | | | |
|------|----------------|----------|-----|---|---|---|---|---|---|---|---|---|-----|---|---|----|----|----|----|----|----|---|
| | | | 0 | 0 | 0 | 1 | 1 | 2 | 3 | 3 | 3 | 4 | 4 | 4 | 4 | 4 | 4 | 5 | 5 | 6 | 6 | 6 |
| 9 | STAHL Cristina | ROU | 0 | 0 | 0 | 1 | 1 | 2 | 3 | 3 | 3 | 4 | 4 | 4 | 4 | 4 | 5 | 5 | 6 | 6 | 6 | |
| 24 | WAECHTER Katja | GER | 1 | 2 | 3 | 3 | 4 | 4 | 4 | 5 | 6 | 6 | 7 | 8 | 9 | 10 | 11 | 12 | 12 | 13 | 14 | |

| | | 3rd | |
|----|----------------|-----|----|
| 9 | STAHL Cristina | ROU | 6 |
| 24 | WAECHTER Katja | GER | 15 |

| Warnings and Penalties | Bout Time | Overtime | Warnings and Penalties |
|----------------------------------|-----------|----------|------------------------|
| Yellow card: 0 | 7:39 | -- | Yellow card: 0 |
| Red card: 0 | | | Red card: 0 |
| Black card: 0 | | | Black card: 0 |
| Referee: CHOI Myung Jin (KOR) | | | |
| Assistant: KAPOSVARI Zsolt (HUN) | | | |
| Assistant: LIENDO Juan (VEN) | | | |

| | | | | | | |
|----------------|---------------------------|-----|----------------------------|-----|---------------------------|----------|
| Legend: | | | | | | |
| 1st | Result after first period | 2nd | Result after second period | 3rd | Result after third period | D Defeat |
| V | Victory | Y | Yellow | | | |



BOUT RESULTS

比赛成绩 (个人) / RÉSULTATS PAR COMBAT

| | | | |
|------|----|-------|---|
| BOUT | 22 | PISTE | Y |
|------|----|-------|---|

| Seed | Name | NOC Code | Score | | Score | Seed | Name | NOC Code |
|------|-------------|----------|-------|---|-------|------|--------------------|----------|
| 26 | SMART Erinn | USA | 9 | - | 15 | 8 | MAITREJEAN Corinne | FRA |
| | | | D | | V | | | |

| Seed | Name | NOC Code | 1st | | | | | | | | | | 2nd | | | | | | | | | |
|------|--------------------|----------|-----|---|---|---|---|---|---|---|---|----|-----|---|---|---|---|---|---|---|----|----|
| | | | 1 | 2 | 3 | 4 | 5 | 6 | 7 | 8 | 9 | 10 | 1 | 2 | 3 | 4 | 5 | | | | | |
| 26 | SMART Erinn | USA | 1 | 1 | 1 | 2 | 2 | 3 | 4 | 4 | 5 | 6 | 6 | 7 | 7 | 7 | 7 | 8 | 8 | 9 | 9 | 9 |
| 8 | MAITREJEAN Corinne | FRA | 0 | 1 | 2 | 2 | 3 | 3 | 3 | 4 | 4 | 4 | 5 | 5 | 6 | 7 | 8 | 8 | 9 | 9 | 10 | 11 |

| Seed | Name | NOC Code | 3rd | | | |
|------|--------------------|----------|-----|----|----|----|
| | | | 9 | 9 | 9 | 9 |
| 26 | SMART Erinn | USA | 9 | 9 | 9 | 9 |
| 8 | MAITREJEAN Corinne | FRA | 12 | 13 | 14 | 15 |

| Warnings and Penalties | Bout Time | Overtime | Warnings and Penalties |
|---------------------------------|-----------|----------|------------------------|
| Yellow card: 1 | 8:23 | -- | Yellow card: 0 |
| Red card: 0 | | | Red card: 0 |
| Black card: 0 | | | Black card: 0 |
| Referee: MILENCHEV Vasil (BUL) | | | |
| Assistant: CHOI Myung Jin (KOR) | | | |
| Assistant: LIU Yuntao (CHN) | | | |

| | | | | | | |
|----------------|---------------------------|-----|----------------------------|-----|---------------------------|----------|
| Legend: | | | | | | |
| 1st | Result after first period | 2nd | Result after second period | 3rd | Result after third period | D Defeat |
| V | Victory | Y | Yellow | | | |



BOUT RESULTS

比赛成绩 (个人) / RÉSULTATS PAR COMBAT

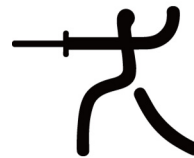
| | | | |
|------|----|-------|---|
| BOUT | 11 | PISTE | R |
|------|----|-------|---|

| Seed | Name | NOC Code | Score | | Score | Seed | Name | NOC Code |
|------|---------------------|----------|-----------|---|----------|------|----------------|----------|
| 5 | GOLUBYTSKYI Carolin | GER | 13 | - | 5 | 28 | THOMPSON Hanna | USA |
| | | | V | | D | | | |

| Seed | Name | NOC | 1st | | | | | 2nd | | | | | 3rd | | | | | | | |
|------|---------------------|-----|-----|---|---|---|---|-----|---|---|---|---|-----|---|---|----|----|----|----|----|
| | | | 1 | 2 | 3 | 4 | 5 | 6 | 7 | 7 | 8 | 8 | 8 | 8 | 9 | 10 | 11 | 11 | 12 | 13 |
| 5 | GOLUBYTSKYI Carolin | GER | 1 | 2 | 3 | 4 | 5 | 6 | 7 | 7 | 8 | 8 | 8 | 8 | 9 | 10 | 11 | 11 | 12 | 13 |
| 28 | THOMPSON Hanna | USA | 0 | 0 | 0 | 0 | 0 | 0 | 0 | 1 | 1 | 2 | 3 | 4 | 4 | 4 | 4 | 5 | 5 | 5 |

| Warnings and Penalties | Bout Time | Overtime | Warnings and Penalties |
|--|-----------|----------|------------------------|
| Yellow card: 0 | 9:00 | -- | Yellow card: 0 |
| Red card: 0 | | | Red card: 0 |
| Black card: 0 | | | Black card: 0 |
| Referee: HUSAIN Ali (KUW) | | | |
| Assistant: CHU Shisheng (CHN) | | | |
| Assistant: POURSALMAN Alireza (IRI) | | | |

| | | | | | | |
|----------------|---------------------------|------------|----------------------------|------------|---------------------------|-----------------|
| Legend: | | | | | | |
| 1st | Result after first period | 2nd | Result after second period | 3rd | Result after third period | D Defeat |
| R | Red | V | Victory | | | |



BOUT RESULTS

比赛成绩 (个人) / RÉSULTATS PAR COMBAT

| | | | |
|------|----|-------|---|
| BOUT | 15 | PISTE | R |
|------|----|-------|---|

| Seed | Name | NOC Code | Score | | Score | Seed | Name | NOC Code |
|------|------------|----------|-------|---|-------|------|-----------------|----------|
| 22 | JUNG Gilok | KOR | 9 | - | 11 | 12 | SUGAWARA Chieko | JPN |
| | | | D | | V | | | |

| Seed | Name | NOC | 1st | | | | | 2nd | | | | | 3rd | | | | | | | | | |
|------|-----------------|-----|-----|---|---|---|---|-----|---|---|---|---|-----|---|---|---|----|----|----|----|----|----|
| | | | 0 | 1 | 2 | 3 | 4 | 0 | 1 | 2 | 3 | 4 | 0 | 1 | 2 | 3 | 4 | | | | | |
| 22 | JUNG Gilok | KOR | 0 | 1 | 1 | 2 | 2 | 3 | 3 | 4 | 4 | 4 | 4 | 4 | 5 | 5 | 5 | 6 | 7 | 7 | 8 | 9 |
| 12 | SUGAWARA Chieko | JPN | 1 | 1 | 2 | 2 | 3 | 3 | 4 | 4 | 5 | 6 | 7 | 8 | 8 | 9 | 10 | 10 | 10 | 11 | 11 | 11 |

| Warnings and Penalties | Bout Time | Overtime | Warnings and Penalties |
|--|-----------|----------|------------------------|
| Yellow card: 1 | 9:00 | -- | Yellow card: 1 |
| Red card: 0 | | | Red card: 1 |
| Black card: 0 | | | Black card: 0 |
| Referee: BOUNACHADA Ayach (CAN) | | | |
| Assistant: POURSALMAN Alireza (IRI) | | | |
| Assistant: SIESTO Marco (ITA) | | | |

| | | | | | | |
|----------------|---------------------------|-----|----------------------------|-----|---------------------------|----------|
| Legend: | | | | | | |
| 1st | Result after first period | 2nd | Result after second period | 3rd | Result after third period | D Defeat |
| R | Red | V | Victory | | | |



BOUT RESULTS

比赛成绩 (个人) / RÉSULTATS PAR COMBAT

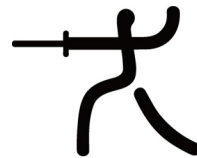
| | | | |
|------|----|-------|---|
| BOUT | 19 | PISTE | R |
|------|----|-------|---|

| Seed | Name | NOC Code | Score | Score | Seed | Name | NOC Code |
|------|-----------------|----------|-----------|-------|------|---------------------------|----------|
| 13 | VARGA Gabriella | HUN | 15 | - | 20 | GONZALEZ PARRA Mariana I. | VEN |
| | | | V | | | | D |

| Seed | Name | NOC | 1st | | | | | | | | | | 2nd | | | | | | |
|------|---------------------------|-----|-----|---|---|---|---|---|---|---|---|---|-----|----|----|----|----|----|----|
| | | | 1 | 2 | 3 | 4 | 4 | 5 | 6 | 7 | 8 | 9 | 10 | 11 | 12 | 12 | 13 | 14 | 15 |
| 13 | VARGA Gabriella | HUN | 1 | 2 | 3 | 4 | 4 | 5 | 6 | 7 | 8 | 9 | 10 | 11 | 12 | 12 | 13 | 14 | 15 |
| 20 | GONZALEZ PARRA Mariana I. | VEN | 0 | 0 | 0 | 0 | 1 | 1 | 1 | 1 | 1 | 1 | 1 | 1 | 1 | 2 | 2 | 2 | 2 |

| Warnings and Penalties | Bout Time | Overtime | Warnings and Penalties |
|--|-----------|----------|------------------------|
| Yellow card: 0 | 4:31 | -- | Yellow card: 0 |
| Red card: 0 | | | Red card: 0 |
| Black card: 0 | | | Black card: 0 |
| Referee: VAZQUEZ Daniel (ESP) | | | |
| Assistant: POURSALMAN Alireza (IRI) | | | |
| Assistant: CHU Shisheng (CHN) | | | |

| | | | | | | |
|----------------|---------------------------|------------|----------------------------|------------|---------------------------|-----------------|
| Legend: | | | | | | |
| 1st | Result after first period | 2nd | Result after second period | 3rd | Result after third period | D Defeat |
| R | Red | V | Victory | | | |



BOUT RESULTS

比赛成绩 (个人) / RÉSULTATS PAR COMBAT

| | | | |
|------|----|-------|---|
| BOUT | 23 | PISTE | R |
|------|----|-------|---|

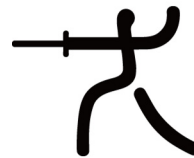
| Seed | Name | NOC Code | Score | | Score | Seed | Name | NOC Code |
|------|-------------|----------|-------|---|-------|------|-------------|----------|
| 36 | SHABAN Iman | EGY | 6 | - | 15 | 4 | NAM Hyunhee | KOR |
| | | | D | | V | | | |

| | | 1st | | | | | | | | | | | | | | | | | | | | |
|----|-------------|-----|---|---|---|---|---|---|---|---|---|---|---|---|----|----|----|----|----|----|----|----|
| 36 | SHABAN Iman | EGY | 0 | 0 | 1 | 1 | 1 | 2 | 3 | 3 | 3 | 3 | 3 | 3 | 3 | 3 | 3 | 4 | 4 | 5 | 6 | 6 |
| 4 | NAM Hyunhee | KOR | 1 | 2 | 2 | 3 | 4 | 4 | 4 | 5 | 6 | 7 | 8 | 9 | 10 | 11 | 12 | 12 | 13 | 13 | 13 | 14 |

| | | 2nd | |
|----|-------------|-----|----|
| 36 | SHABAN Iman | EGY | 6 |
| 4 | NAM Hyunhee | KOR | 15 |

| Warnings and Penalties | Bout Time | Overtime | Warnings and Penalties |
|-----------------------------------|-----------|----------|------------------------|
| Yellow card: 0 | 5:45 | -- | Yellow card: 0 |
| Red card: 0 | | | Red card: 0 |
| Black card: 0 | | | Black card: 0 |
| Referee: SIESTO Marco (ITA) | | | |
| Assistant: BOUNACHADA Ayach (CAN) | | | |
| Assistant: CHU Shisheng (CHN) | | | |

| | | | | | | |
|----------------|---------------------------|-----|----------------------------|-----|---------------------------|----------|
| Legend: | | | | | | |
| 1st | Result after first period | 2nd | Result after second period | 3rd | Result after third period | D Defeat |
| R | Red | V | Victory | | | |



BOUT RESULTS

比赛成绩 (个人) / RÉSULTATS PAR COMBAT

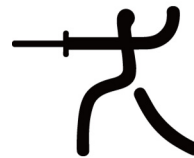
| | | | |
|------|----|-------|---|
| BOUT | 12 | PISTE | B |
|------|----|-------|---|

| Seed | Name | NOC Code | Score | | Score | Seed | Name | NOC Code |
|------|----------------------|----------|-------|---|-------|------|------------------|----------|
| 3 | GRANBASSI Margherita | ITA | 11 | - | 6 | 30 | ANGAD-GAUR Indra | NED |
| | | | V | | D | | | |

| Seed | Name | NOC | 1st | | | | | 2nd | | | | | 3rd | | | | | | |
|------|----------------------|-----|-----|---|---|---|---|-----|---|---|---|---|-----|---|---|----|----|----|----|
| | | | 1 | 2 | 3 | 4 | 4 | 5 | 6 | 6 | 7 | 7 | 8 | 8 | 9 | 10 | 10 | 11 | 11 |
| 3 | GRANBASSI Margherita | ITA | 1 | 2 | 3 | 4 | 4 | 5 | 6 | 6 | 7 | 7 | 8 | 8 | 9 | 10 | 10 | 11 | 11 |
| 30 | ANGAD-GAUR Indra | NED | 0 | 0 | 0 | 0 | 1 | 1 | 1 | 2 | 2 | 3 | 3 | 4 | 4 | 4 | 5 | 5 | 6 |

| Warnings and Penalties | Bout Time | Overtime | Warnings and Penalties |
|--------------------------------------|-----------|----------|------------------------|
| Yellow card: 0 | 9:00 | -- | Yellow card: 1 |
| Red card: 0 | | | Red card: 0 |
| Black card: 0 | | | Black card: 0 |
| Referee: FINDLAY Douglas (USA) | | | |
| Assistant: LU Jianming (CHN) | | | |
| Assistant: TOURE Papa Khassoum (SEN) | | | |

| | | | | | | |
|----------------|---------------------------|-----|----------------------------|-----|---------------------------|--------|
| Legend: | | | | | | |
| 1st | Result after first period | 2nd | Result after second period | 3rd | Result after third period | B Blue |
| D | Defeat | V | Victory | | | |



BOUT RESULTS

比赛成绩 (个人) / RÉSULTATS PAR COMBAT

| | | | |
|------|----|-------|---|
| BOUT | 16 | PISTE | B |
|------|----|-------|---|

| Seed | Name | NOC Code | Score | | Score | Seed | Name | NOC Code |
|------|--------------------|----------|-----------|---|----------|------|---------------|----------|
| 19 | NIKICHINA Victoria | RUS | 10 | - | 9 | 14 | HATUEL Delila | ISR |
| | | | V | | D | | | |

| Seed | Name | NOC | 1st | | | | | 2nd | | | | | 3rd | | OT | | | | | | |
|------|--------------------|-----|-----|---|---|---|---|-----|---|---|---|---|-----|---|----|---|---|----|---|----|---|
| | | | 0 | 1 | 2 | 3 | 4 | 4 | 5 | 5 | 6 | 6 | 6 | 7 | 8 | 8 | 9 | 10 | | | |
| 19 | NIKICHINA Victoria | RUS | 0 | 1 | 1 | 2 | 3 | 4 | 4 | 5 | 5 | 6 | 6 | 6 | 7 | 8 | 8 | 9 | 9 | 10 | |
| 14 | HATUEL Delila | ISR | 1 | 1 | 2 | 2 | 2 | 2 | 3 | 3 | 4 | 4 | 5 | 6 | 7 | 7 | 7 | 8 | 8 | 9 | 9 |

| Warnings and Penalties | Bout Time | Overtime | Warnings and Penalties |
|---|-----------|----------|------------------------|
| Yellow card: 0 | 9:00 | 0:33 | Yellow card: 0 |
| Red card: 0 | | | Red card: 0 |
| Black card: 0 | | | Black card: 0 |
| Referee: KASZUBOWSKI Adam (POL) | | | |
| Assistant: NAKATA Reiko (JPN) | | | |
| Assistant: FINDLAY Douglas (USA) | | | |

| | | | | | | |
|----------------|---------------------------|------------|----------------------------|------------|---------------------------|---------------|
| Legend: | | | | | | |
| 1st | Result after first period | 2nd | Result after second period | 3rd | Result after third period | B Blue |
| D | Defeat | OT | Overtime | V | Victory | |



BOUT RESULTS

比赛成绩 (个人) / RÉSULTATS PAR COMBAT

| | | | |
|------|----|-------|---|
| BOUT | 20 | PISTE | B |
|------|----|-------|---|

| Seed | Name | NOC Code | Score | | Score | Seed | Name | NOC Code |
|------|------------------|----------|-----------|---|----------|------|--------------|----------|
| 11 | LAMONOVA Evgenia | RUS | 15 | - | 2 | 21 | SCHACHE Anja | GER |
| | | | V | | D | | | |

| Seed | Name | NOC | 1st | | | | | 2nd | | | | | 3rd | | | | | | |
|------|------------------|-----|-----|---|---|---|---|-----|---|---|---|----|-----|----|----|----|----|----|---|
| | | | 1 | 2 | 3 | 4 | 5 | 6 | 7 | 8 | 9 | 10 | 11 | 12 | 13 | 13 | 14 | 15 | |
| 11 | LAMONOVA Evgenia | RUS | 1 | 2 | 3 | 4 | 5 | 6 | 7 | 8 | 9 | 10 | 11 | 12 | 13 | 13 | 14 | 15 | |
| 21 | SCHACHE Anja | GER | 0 | 0 | 0 | 0 | 0 | 0 | 0 | 0 | 0 | 0 | 0 | 0 | 0 | 1 | 2 | 2 | 2 |

| Warnings and Penalties | Bout Time | Overtime | Warnings and Penalties |
|---|-----------|----------|------------------------|
| Yellow card: 0 | 7:07 | -- | Yellow card: 0 |
| Red card: 0 | | | Red card: 0 |
| Black card: 0 | | | Black card: 0 |
| Referee: LU Jianming (CHN) | | | |
| Assistant: KASZUBOWSKI Adam (POL) | | | |
| Assistant: TOURE Papa Khassoum (SEN) | | | |

| | | | | | | |
|----------------|---------------------------|------------|----------------------------|------------|---------------------------|---------------|
| Legend: | | | | | | |
| 1st | Result after first period | 2nd | Result after second period | 3rd | Result after third period | B Blue |
| D | Defeat | V | Victory | | | |



BOUT RESULTS

比赛成绩 (个人) / RÉSULTATS PAR COMBAT

| | | | |
|------|----|-------|---|
| BOUT | 24 | PISTE | B |
|------|----|-------|---|

| Seed | Name | NOC Code | Score | | Score | Seed | Name | NOC Code |
|------|------------|----------|----------|---|-----------|------|--------------|----------|
| 38 | LUAN Jujie | CAN | 7 | - | 15 | 6 | MOHAMED Aida | HUN |
| | | | D | | V | | | |

| Seed | Name | NOC Code | 1st | | | | | | | | | | 2nd | | | | | | | | | | | |
|------|--------------|----------|-----|---|---|---|---|---|---|---|---|---|-----|---|----|----|----|----|----|----|----|----|---|----|
| | | | 0 | 1 | 2 | 3 | 4 | 5 | 6 | 7 | 8 | 9 | 10 | 0 | 1 | 2 | 3 | 4 | 5 | 6 | 7 | 8 | 9 | 10 |
| 38 | LUAN Jujie | CAN | 0 | 0 | 0 | 0 | 0 | 0 | 1 | 1 | 2 | 2 | 3 | 3 | 3 | 3 | 3 | 4 | 5 | 6 | 7 | 7 | | |
| 6 | MOHAMED Aida | HUN | 1 | 2 | 3 | 4 | 5 | 6 | 6 | 7 | 7 | 8 | 8 | 9 | 10 | 11 | 12 | 12 | 12 | 12 | 12 | 13 | | |

| Seed | Name | NOC Code | 3rd | |
|------|--------------|----------|-----|----|
| | | | 7 | 7 |
| 38 | LUAN Jujie | CAN | 7 | 7 |
| 6 | MOHAMED Aida | HUN | 14 | 15 |

| Warnings and Penalties | Bout Time | Overtime | Warnings and Penalties |
|--------------------------------|-----------|----------|------------------------|
| Yellow card: 1 | 8:24 | -- | Yellow card: 0 |
| Red card: 0 | | | Red card: 0 |
| Black card: 0 | | | Black card: 0 |
| Referee: FINDLAY Douglas (USA) | | | |
| Assistant: LU Jianming (CHN) | | | |
| Assistant: NAKATA Reiko (JPN) | | | |

| | | | | | | |
|----------------|---------------------------|------------|----------------------------|------------|---------------------------|---------------|
| Legend: | | | | | | |
| 1st | Result after first period | 2nd | Result after second period | 3rd | Result after third period | B Blue |
| D | Defeat | V | Victory | | | |



BOUT RESULTS

比赛成绩 (个人) / RÉSULTATS PAR COMBAT

| | | | |
|------|----|-------|---|
| BOUT | 13 | PISTE | G |
|------|----|-------|---|

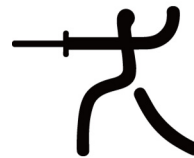
| Seed | Name | NOC Code | Score | | Score | Seed | Name | NOC Code |
|------|-------------|----------|----------|---|-----------|------|-----------|----------|
| 7 | CROSS Emily | USA | 7 | - | 15 | 25 | SU Wanwen | CHN |
| | | | D | | V | | | |

| | | | 1st | | | | | | | | | | 2nd | | | | | | | | | |
|----|-------------|-----|-----|---|---|---|---|---|---|---|---|---|-----|---|---|---|----|----|----|----|----|----|
| 7 | CROSS Emily | USA | 0 | 0 | 1 | 1 | 2 | 2 | 2 | 3 | 4 | 4 | 4 | 4 | 5 | 5 | 5 | 6 | 6 | 6 | 7 | 7 |
| 25 | SU Wanwen | CHN | 1 | 2 | 2 | 3 | 3 | 4 | 5 | 5 | 5 | 6 | 7 | 8 | 8 | 9 | 10 | 10 | 11 | 12 | 12 | 13 |

| | | | 3rd | |
|----|-------------|-----|-----|----|
| 7 | CROSS Emily | USA | 7 | 7 |
| 25 | SU Wanwen | CHN | 14 | 15 |

| Warnings and Penalties | Bout Time | Overtime | Warnings and Penalties |
|--|-----------|----------|------------------------|
| Yellow card: 1 | 8:37 | -- | Yellow card: 0 |
| Red card: 0 | | | Red card: 0 |
| Black card: 0 | | | Black card: 0 |
| Referee: EL ARABY Tamer Mohamed (EGY) | | | |
| Assistant: GANA Ahmed (ALG) | | | |
| Assistant: FLOREA Marius (ROU) | | | |

| | | | | | | |
|----------------|---------------------------|------------|----------------------------|------------|---------------------------|-----------------|
| Legend: | | | | | | |
| 1st | Result after first period | 2nd | Result after second period | 3rd | Result after third period | D Defeat |
| G | Green | V | Victory | | | |



BOUT RESULTS

比赛成绩 (个人) / RÉSULTATS PAR COMBAT

| | | | |
|------|----|-------|---|
| BOUT | 17 | PISTE | G |
|------|----|-------|---|

| Seed | Name | NOC Code | Score | | Score | Seed | Name | NOC Code |
|------|----------|----------|-----------|---|-----------|------|--------------|----------|
| 23 | SUN Chao | CHN | 13 | - | 15 | 10 | KNAPEK Edina | HUN |
| | | | D | | V | | | |

| Seed | Name | NOC Code | 1st | | | | | | | | | | 2nd | | | | | | | | | | | |
|------|--------------|----------|-----|---|---|---|---|---|---|---|---|---|-----|---|---|---|---|---|---|---|----|----|----|----|
| | | | 0 | 1 | 1 | 1 | 2 | 3 | 3 | 4 | 4 | 4 | 4 | 5 | 5 | 6 | 7 | 8 | 8 | 8 | 8 | 9 | 9 | |
| 23 | SUN Chao | CHN | 0 | 1 | 1 | 1 | 2 | 3 | 3 | 4 | 4 | 4 | 4 | 4 | 5 | 5 | 6 | 7 | 8 | 8 | 8 | 8 | 9 | 9 |
| 10 | KNAPEK Edina | HUN | 1 | 1 | 2 | 3 | 3 | 3 | 4 | 4 | 5 | 6 | 7 | 7 | 8 | 8 | 8 | 8 | 8 | 9 | 10 | 10 | 10 | 11 |

| Seed | Name | NOC Code | 3rd | | | | | | | | | |
|------|--------------|----------|-----|----|----|----|----|----|----|----|--|--|
| | | | 9 | 9 | 9 | 10 | 11 | 12 | 13 | 13 | | |
| 23 | SUN Chao | CHN | 9 | 9 | 9 | 10 | 11 | 12 | 13 | 13 | | |
| 10 | KNAPEK Edina | HUN | 12 | 13 | 14 | 14 | 14 | 14 | 14 | 15 | | |

| Warnings and Penalties | Bout Time | Overtime | Warnings and Penalties |
|---|-----------|----------|------------------------|
| Yellow card: 0 | 7:38 | -- | Yellow card: 0 |
| Red card: 0 | | | Red card: 0 |
| Black card: 0 | | | Black card: 0 |
| Referee: MAMEDOV Ilgar (RUS) | | | |
| Assistant: GANA Ahmed (ALG) | | | |
| Assistant: EL ARABY Tamer Mohamed (EGY) | | | |

| | | | | | | |
|----------------|---------------------------|-----|----------------------------|-----|---------------------------|----------|
| Legend: | | | | | | |
| 1st | Result after first period | 2nd | Result after second period | 3rd | Result after third period | D Defeat |
| G | Green | V | Victory | | | |



BOUT RESULTS

比赛成绩 (个人) / RÉSULTATS PAR COMBAT

| | | | |
|------|----|-------|---|
| BOUT | 21 | PISTE | G |
|------|----|-------|---|

| Seed | Name | NOC Code | Score | | Score | Seed | Name | NOC Code |
|------|-----------|----------|-----------|---|----------|------|-----------------------|----------|
| 15 | ZHANG Lei | CHN | 15 | - | 8 | 18 | WOJTKOWIAK Malgorzata | POL |
| | | | V | | D | | | |

| Seed | Name | NOC Code | 1st | | | | | | | | 2nd | | | | | | | | | | | |
|------|-----------------------|----------|-----|---|---|---|---|---|---|---|-----|---|---|----|----|----|----|----|----|----|----|----|
| | | | 1 | 2 | 3 | 4 | 5 | 6 | 7 | 8 | 8 | 8 | 9 | 10 | 11 | 11 | 11 | 11 | 12 | 13 | 13 | 13 |
| 15 | ZHANG Lei | CHN | 1 | 2 | 3 | 4 | 5 | 6 | 7 | 8 | 8 | 8 | 9 | 10 | 11 | 11 | 11 | 11 | 12 | 13 | 13 | 13 |
| 18 | WOJTKOWIAK Malgorzata | POL | 0 | 0 | 0 | 0 | 0 | 0 | 0 | 0 | 1 | 2 | 2 | 2 | 2 | 3 | 4 | 5 | 5 | 5 | 6 | 7 |

| Seed | Name | NOC Code | 3rd | | |
|------|-----------------------|----------|-----|----|----|
| | | | 14 | 14 | 15 |
| 15 | ZHANG Lei | CHN | 14 | 14 | 15 |
| 18 | WOJTKOWIAK Malgorzata | POL | 7 | 8 | 8 |

| Warnings and Penalties | Bout Time | Overtime | Warnings and Penalties |
|--------------------------------|-----------|----------|------------------------|
| Yellow card: 1 | 8:09 | -- | Yellow card: 1 |
| Red card: 0 | | | Red card: 0 |
| Black card: 0 | | | Black card: 0 |
| Referee: ROTH Peter (GER) | | | |
| Assistant: MAMEDOV Ilgar (RUS) | | | |
| Assistant: GANA Ahmed (ALG) | | | |

| | | | | | | |
|----------------|---------------------------|------------|----------------------------|------------|---------------------------|-----------------|
| Legend: | | | | | | |
| 1st | Result after first period | 2nd | Result after second period | 3rd | Result after third period | D Defeat |
| G | Green | V | Victory | | | |



BOUT RESULTS

比赛成绩 (个人) / RÉSULTATS PAR COMBAT

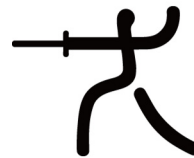
| | | | |
|------|----|-------|---|
| BOUT | 25 | PISTE | G |
|------|----|-------|---|

| Seed | Name | NOC Code | Score | | Score | Seed | Name | NOC Code |
|------|------------------------|----------|-------|---|-------|------|-------------------------|----------|
| 31 | MROCZKIEWICZ Magdalena | POL | 3 | - | 15 | 1 | VEZZALI Maria Valentina | ITA |
| | | | D | | V | | | |

| Seed | Name | NOC | 1st | | | | | 2nd | | | | | 3rd | | | | | | | |
|------|-------------------------|-----|-----|---|---|---|---|-----|---|---|---|---|-----|----|----|----|----|----|----|----|
| | | | 0 | 1 | 2 | 3 | 4 | 0 | 1 | 2 | 3 | 4 | 0 | 1 | 2 | 3 | 4 | | | |
| 31 | MROCZKIEWICZ Magdalena | POL | 0 | 0 | 0 | 0 | 0 | 1 | 1 | 1 | 2 | 2 | 2 | 2 | 3 | 3 | 3 | 3 | 3 | |
| 1 | VEZZALI Maria Valentina | ITA | 1 | 2 | 3 | 4 | 5 | 5 | 6 | 7 | 7 | 8 | 9 | 10 | 10 | 11 | 12 | 13 | 14 | 15 |

| Warnings and Penalties | Bout Time | Overtime | Warnings and Penalties |
|---|-----------|----------|------------------------|
| Yellow card: 1 | 8:29 | -- | Yellow card: 0 |
| Red card: 0 | | | Red card: 0 |
| Black card: 0 | | | Black card: 0 |
| Referee: FLOREA Marius (ROU) | | | |
| Assistant: EL ARABY Tamer Mohamed (EGY) | | | |
| Assistant: ROTH Peter (GER) | | | |

| | | | | | | |
|----------------|---------------------------|-----|----------------------------|-----|---------------------------|----------|
| Legend: | | | | | | |
| 1st | Result after first period | 2nd | Result after second period | 3rd | Result after third period | D Defeat |
| G | Green | V | Victory | | | |



BOUT RESULTS

比赛成绩 (个人) / RÉSULTATS PAR COMBAT

| | | | |
|------|----|-------|---|
| BOUT | 26 | PISTE | Y |
|------|----|-------|---|

| Seed | Name | NOC Code | Score | | Score | Seed | Name | NOC Code |
|------|-------------------|----------|-----------|---|----------|------|---------------|----------|
| 2 | TRILLINI Giovanna | ITA | 15 | - | 3 | 16 | SHANAEVA Aida | RUS |
| | | | V | | D | | | |

| Seed | Name | NOC Code | 1st | | | | | | | | | | 2nd | | | | | | | |
|------|-------------------|----------|-----|---|---|---|---|---|---|---|---|---|-----|----|----|----|----|----|----|----|
| | | | 0 | 1 | 2 | 3 | 4 | 5 | 6 | 7 | 8 | 9 | 10 | 11 | 11 | 12 | 12 | 13 | 14 | 15 |
| 2 | TRILLINI Giovanna | ITA | 0 | 1 | 2 | 3 | 4 | 5 | 6 | 7 | 8 | 9 | 10 | 11 | 11 | 12 | 12 | 13 | 14 | 15 |
| 16 | SHANAEVA Aida | RUS | 1 | 1 | 1 | 1 | 1 | 1 | 1 | 1 | 1 | 1 | 1 | 1 | 2 | 2 | 3 | 3 | 3 | 3 |

| Warnings and Penalties | Bout Time | Overtime | Warnings and Penalties |
|---|-----------|----------|------------------------|
| Yellow card: 0 | 4:56 | -- | Yellow card: 0 |
| Red card: 0 | | | Red card: 0 |
| Black card: 0 | | | Black card: 0 |
| Referee: FLOREA Marius (ROU) | | | |
| Assistant: GANA Ahmed (ALG) | | | |
| Assistant: POURSAMAN Alireza (IRI) | | | |

| | | | | | | |
|----------------|---------------------------|------------|----------------------------|------------|---------------------------|----------|
| Legend: | | | | | | |
| 1st | Result after first period | 2nd | Result after second period | 3rd | Result after third period | D |
| V | Victory | Y | Yellow | | | Defeat |



BOUT RESULTS

比赛成绩 (个人) / RÉSULTATS PAR COMBAT

| | | | |
|------|----|-------|---|
| BOUT | 30 | PISTE | Y |
|------|----|-------|---|

| Seed | Name | NOC Code | Score | | Score | Seed | Name | NOC Code |
|------|----------------|----------|-----------|---|-----------|------|--------------------|----------|
| 24 | WAECHTER Katja | GER | 15 | - | 10 | 8 | MAITREJEAN Corinne | FRA |
| | | | V | | D | | | |

| Seed | Name | NOC Code | 1st | | | | | | | | | | 2nd | | | | | | | | | |
|------|--------------------|----------|-----|---|---|---|---|---|---|---|---|---|-----|---|---|---|---|---|---|----|----|----|
| | | | 0 | 1 | 2 | 3 | 4 | 4 | 5 | 5 | 5 | 5 | 6 | 7 | 8 | 8 | 8 | 8 | 9 | 10 | 10 | 11 |
| 24 | WAECHTER Katja | GER | 0 | 1 | 2 | 3 | 4 | 4 | 5 | 5 | 5 | 5 | 6 | 7 | 8 | 8 | 8 | 8 | 9 | 10 | 10 | 11 |
| 8 | MAITREJEAN Corinne | FRA | 1 | 1 | 1 | 1 | 1 | 2 | 2 | 3 | 4 | 5 | 5 | 5 | 5 | 6 | 7 | 8 | 8 | 8 | 9 | 9 |

| Seed | Name | NOC Code | 3rd | | | | |
|------|--------------------|----------|-----|----|----|----|----|
| | | | 12 | 13 | 13 | 14 | 15 |
| 24 | WAECHTER Katja | GER | 12 | 13 | 13 | 14 | 15 |
| 8 | MAITREJEAN Corinne | FRA | 9 | 9 | 10 | 10 | 10 |

| Warnings and Penalties | Bout Time | Overtime | Warnings and Penalties |
|-------------------------------------|-----------|----------|------------------------|
| Yellow card: 0 | 8:38 | -- | Yellow card: 0 |
| Red card: 0 | | | Red card: 0 |
| Black card: 0 | | | Black card: 0 |
| Referee: CHOI Myung Jin (KOR) | | | |
| Assistant: GANA Ahmed (ALG) | | | |
| Assistant: POURSALMAN Alireza (IRI) | | | |

| | | | | | | |
|----------------|---------------------------|------------|----------------------------|------------|---------------------------|-----------------|
| Legend: | | | | | | |
| 1st | Result after first period | 2nd | Result after second period | 3rd | Result after third period | D Defeat |
| V | Victory | Y | Yellow | | | |



BOUT RESULTS

比赛成绩 (个人) / RÉSULTATS PAR COMBAT

| | | | |
|------|----|-------|---|
| BOUT | 27 | PISTE | R |
|------|----|-------|---|

| Seed | Name | NOC Code | Score | | Score | Seed | Name | NOC Code |
|------|---------------------|----------|-------|---|-------|------|-----------------|----------|
| 5 | GOLUBYTSKYI Carolin | GER | 5 | - | 6 | 12 | SUGAWARA Chieko | JPN |
| | | | D | | V | | | |

| Seed | Name | NOC | 2nd | | | | | 3rd | | | OT | | |
|------|---------------------|-----|-----|---|---|---|---|-----|---|---|----|---|---|
| | | | 1 | 2 | 3 | 3 | 3 | 4 | 5 | 5 | 5 | | |
| 5 | GOLUBYTSKYI Carolin | GER | 1 | 2 | 3 | 3 | 3 | 3 | 4 | 5 | 5 | 5 | |
| 12 | SUGAWARA Chieko | JPN | 0 | 0 | 0 | 1 | 2 | 3 | 3 | 3 | 4 | 5 | 6 |

| Warnings and Penalties | Bout Time | Overtime | Warnings and Penalties |
|---|-----------|----------|------------------------|
| Yellow card: 1 | 7:01 | 0:20 | Yellow card: 1 |
| Red card: 0 | | | Red card: 0 |
| Black card: 0 | | | Black card: 0 |
| Referee: CHU Shisheng (CHN) | | | |
| Assistant: MILENCHEV Vasil (BUL) | | | |
| Assistant: TOURE Papa Khassoum (SEN) | | | |

| | | | | | | |
|----------------|---------------------------|-----|----------------------------|-----|---------------------------|----------|
| Legend: | | | | | | |
| 1st | Result after first period | 2nd | Result after second period | 3rd | Result after third period | D Defeat |
| OT | Overtime | R | Red | V | Victory | |



BOUT RESULTS

比赛成绩 (个人) / RÉSULTATS PAR COMBAT

| | | | |
|------|----|-------|---|
| BOUT | 31 | PISTE | R |
|------|----|-------|---|

| Seed | Name | NOC Code | Score | | Score | Seed | Name | NOC Code |
|------|-----------------|----------|----------|---|-----------|------|-------------|----------|
| 13 | VARGA Gabriella | HUN | 4 | - | 15 | 4 | NAM Hyunhee | KOR |
| | | | D | | V | | | |

| Seed | Name | NOC Code | 1st | | | | | 2nd | | | | | 3rd | | | | |
|------|-----------------|----------|-----|---|---|---|---|-----|---|---|---|---|-----|----|----|----|----|
| | | | 0 | 0 | 0 | 0 | 0 | 0 | 0 | 0 | 0 | 0 | 0 | 0 | 0 | 0 | 0 |
| 13 | VARGA Gabriella | HUN | 0 | 0 | 0 | 0 | 0 | 0 | 0 | 0 | 0 | 0 | 0 | 0 | 0 | 0 | 0 |
| 4 | NAM Hyunhee | KOR | 1 | 2 | 3 | 4 | 5 | 6 | 6 | 7 | 8 | 8 | 9 | 10 | 11 | 12 | 12 |

| Warnings and Penalties | Bout Time | Overtime | Warnings and Penalties |
|---|-----------|----------|------------------------|
| Yellow card: 0 | 8:43 | -- | Yellow card: 0 |
| Red card: 0 | | | Red card: 0 |
| Black card: 0 | | | Black card: 0 |
| Referee: FINDLAY Douglas (USA) | | | |
| Assistant: MILENCHEV Vasil (BUL) | | | |
| Assistant: TOURE Papa Khassoum (SEN) | | | |

| | | | | | | |
|----------------|---------------------------|------------|----------------------------|------------|---------------------------|-----------------|
| Legend: | | | | | | |
| 1st | Result after first period | 2nd | Result after second period | 3rd | Result after third period | D Defeat |
| R | Red | V | Victory | | | |



BOUT RESULTS

比赛成绩 (个人) / RÉSULTATS PAR COMBAT

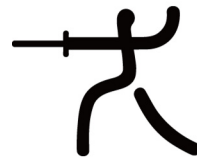
| | | | |
|------|----|-------|---|
| BOUT | 28 | PISTE | B |
|------|----|-------|---|

| Seed | Name | NOC Code | Score | | Score | Seed | Name | NOC Code |
|------|----------------------|----------|-------|---|-------|------|--------------------|----------|
| 3 | GRANBASSI Margherita | ITA | 11 | - | 4 | 19 | NIKICHINA Victoria | RUS |
| | | | V | | D | | | |

| Seed | Name | NOC Code | 1st | | 2nd | | | | | | 3rd | | | | | | |
|------|----------------------|----------|-----|---|-----|---|---|---|---|---|-----|---|---|---|----|----|----|
| | | | 1 | 2 | 2 | 3 | 3 | 4 | 5 | 6 | 7 | 7 | 8 | 9 | 10 | 10 | 11 |
| 3 | GRANBASSI Margherita | ITA | 1 | 2 | 2 | 3 | 3 | 4 | 5 | 6 | 7 | 7 | 8 | 9 | 10 | 10 | 11 |
| 19 | NIKICHINA Victoria | RUS | 0 | 0 | 1 | 1 | 2 | 2 | 2 | 2 | 2 | 3 | 3 | 3 | 3 | 4 | 4 |

| Warnings and Penalties | Bout Time | Overtime | Warnings and Penalties |
|---------------------------------------|-----------|----------|------------------------|
| Yellow card: 1 | 8:58 | -- | Yellow card: 0 |
| Red card: 0 | | | Red card: 0 |
| Black card: 0 | | | Black card: 0 |
| Referee: EL ARABY Tamer Mohamed (EGY) | | | |
| Assistant: NAKATA Reiko (JPN) | | | |
| Assistant: LU Jianming (CHN) | | | |

| | | | | | | |
|----------------|---------------------------|-----|----------------------------|-----|---------------------------|--------|
| Legend: | | | | | | |
| 1st | Result after first period | 2nd | Result after second period | 3rd | Result after third period | B Blue |
| D | Defeat | V | Victory | | | |



BOUT RESULTS

比赛成绩 (个人) / RÉSULTATS PAR COMBAT

| | | | |
|------|----|-------|---|
| BOUT | 32 | PISTE | B |
|------|----|-------|---|

| Seed | Name | NOC Code | Score | | Score | Seed | Name | NOC Code |
|------|------------------|----------|-----------|---|----------|------|--------------|----------|
| 11 | LAMONOVA Evgenia | RUS | 15 | - | 5 | 6 | MOHAMED Aida | HUN |
| | | | V | | D | | | |

| Seed | Name | NOC Code | 1st | | | | | 2nd | | | | | 3rd | | | | | | | | | |
|------|------------------|----------|-----|---|---|---|---|-----|---|---|---|---|-----|---|----|----|----|----|----|----|----|----|
| | | | 1 | 2 | 3 | 4 | 4 | 5 | 6 | 6 | 7 | 7 | 8 | 9 | 10 | 11 | 12 | 12 | 12 | 13 | 14 | 15 |
| 11 | LAMONOVA Evgenia | RUS | 1 | 2 | 3 | 4 | 4 | 5 | 6 | 6 | 7 | 7 | 8 | 9 | 10 | 11 | 12 | 12 | 12 | 13 | 14 | 15 |
| 6 | MOHAMED Aida | HUN | 0 | 0 | 0 | 0 | 1 | 1 | 1 | 2 | 2 | 3 | 3 | 3 | 3 | 3 | 3 | 4 | 5 | 5 | 5 | 5 |

| Warnings and Penalties | Bout Time | Overtime | Warnings and Penalties |
|--------------------------------------|-----------|----------|------------------------|
| Yellow card: 0 | 7:56 | -- | Yellow card: 0 |
| Red card: 0 | | | Red card: 0 |
| Black card: 0 | | | Black card: 0 |
| Referee: ROTH Peter (GER) | | | |
| Assistant: NAKATA Reiko (JPN) | | | |
| Assistant: LU Jianming (CHN) | | | |

| | | | | | | |
|----------------|---------------------------|------------|----------------------------|------------|---------------------------|---------------|
| Legend: | | | | | | |
| 1st | Result after first period | 2nd | Result after second period | 3rd | Result after third period | B Blue |
| D | Defeat | V | Victory | | | |



BOUT RESULTS

比赛成绩 (个人) / RÉSULTATS PAR COMBAT

| | | | |
|------|----|-------|---|
| BOUT | 29 | PISTE | G |
|------|----|-------|---|

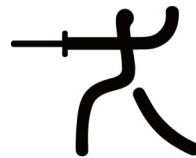
| Seed | Name | NOC Code | Score | | Score | Seed | Name | NOC Code |
|------|-----------|----------|-----------|---|-----------|------|--------------|----------|
| 25 | SU Wanwen | CHN | 10 | - | 15 | 10 | KNAPEK Edina | HUN |
| | | | D | | V | | | |

| Seed | Name | NOC Code | 1st | | | | | 2nd | | | | | | | | | | | | | | |
|------|--------------|----------|-----|---|---|---|---|-----|---|---|---|---|----|----|----|---|---|---|---|----|----|----|
| | | | 0 | 1 | 2 | 3 | 4 | 5 | 6 | 7 | 8 | 9 | 10 | 11 | 12 | | | | | | | |
| 25 | SU Wanwen | CHN | 0 | 0 | 0 | 1 | 2 | 2 | 2 | 2 | 3 | 3 | 3 | 4 | 5 | 6 | 7 | 7 | 8 | 8 | 8 | 8 |
| 10 | KNAPEK Edina | HUN | 1 | 2 | 3 | 3 | 3 | 4 | 5 | 6 | 6 | 7 | 8 | 8 | 8 | 8 | 8 | 9 | 9 | 10 | 11 | 12 |

| Seed | Name | NOC Code | 3rd | | | | |
|------|--------------|----------|-----|----|----|----|----|
| | | | 9 | 9 | 9 | 10 | 10 |
| 25 | SU Wanwen | CHN | 9 | 9 | 9 | 10 | 10 |
| 10 | KNAPEK Edina | HUN | 12 | 13 | 14 | 14 | 15 |

| Warnings and Penalties | Bout Time | Overtime | Warnings and Penalties |
|---------------------------------|-----------|----------|------------------------|
| Yellow card: 0 | 8:19 | -- | Yellow card: 0 |
| Red card: 0 | | | Red card: 0 |
| Black card: 0 | | | Black card: 0 |
| Referee: MAMEDOV Ilgar (RUS) | | | |
| Assistant: VAZQUEZ Daniel (ESP) | | | |
| Assistant: LIENDO Juan (VEN) | | | |

| | | | | | | |
|----------------|---------------------------|------------|----------------------------|------------|---------------------------|-----------------|
| Legend: | | | | | | |
| 1st | Result after first period | 2nd | Result after second period | 3rd | Result after third period | D Defeat |
| G | Green | V | Victory | | | |



BOUT RESULTS

比赛成绩 (个人) / RÉSULTATS PAR COMBAT

| | | | |
|------|----|-------|---|
| BOUT | 33 | PISTE | G |
|------|----|-------|---|

| Seed | Name | NOC Code | Score | | Score | Seed | Name | NOC Code |
|------|-----------|----------|-------|---|-------|------|-------------------------|----------|
| 15 | ZHANG Lei | CHN | 7 | - | 10 | 1 | VEZZALI Maria Valentina | ITA |
| | | | D | | V | | | |

| Seed | Name | NOC | 1st | | | | | 2nd | | | | | 3rd | | | | | | |
|------|-------------------------|-----|-----|---|---|---|---|-----|---|---|---|---|-----|---|---|---|---|----|----|
| | | | 0 | 1 | 2 | 3 | 4 | 5 | 6 | 7 | 8 | 9 | 10 | | | | | | |
| 15 | ZHANG Lei | CHN | 0 | 1 | 2 | 2 | 2 | 3 | 3 | 3 | 3 | 3 | 4 | 5 | 5 | 6 | 6 | 6 | 7 |
| 1 | VEZZALI Maria Valentina | ITA | 1 | 1 | 1 | 2 | 3 | 3 | 4 | 5 | 6 | 7 | 7 | 7 | 8 | 8 | 9 | 10 | 10 |

| Warnings and Penalties | Bout Time | Overtime | Warnings and Penalties |
|---------------------------------|-----------|----------|------------------------|
| Yellow card: 0 | 9:00 | -- | Yellow card: 1 |
| Red card: 0 | | | Red card: 0 |
| Black card: 0 | | | Black card: 0 |
| Referee: KASZUBOWSKI Adam (POL) | | | |
| Assistant: VAZQUEZ Daniel (ESP) | | | |
| Assistant: LIENDO Juan (VEN) | | | |

| | | | | | | |
|----------------|---------------------------|-----|----------------------------|-----|---------------------------|----------|
| Legend: | | | | | | |
| 1st | Result after first period | 2nd | Result after second period | 3rd | Result after third period | D Defeat |
| G | Green | V | Victory | | | |



BOUT RESULTS

比赛成绩 (个人) / RÉSULTATS PAR COMBAT

| | | | |
|------|----|-------|---|
| BOUT | 34 | PISTE | Y |
|------|----|-------|---|

| Seed | Name | NOC Code | Score | | Score | Seed | Name | NOC Code |
|------|-------------------|----------|-----------|---|----------|------|----------------|----------|
| 2 | TRILLINI Giovanna | ITA | 15 | - | 8 | 24 | WAECHTER Katja | GER |
| | | | V | | D | | | |

| | | 1st | | | | | | | | | | | | | | | | | | | | |
|------|-------------------|----------|---|---|---|---|---|---|---|---|---|---|---|----|----|----|----|----|----|----|----|----|
| Seed | Name | NOC Code | 1 | 1 | 2 | 2 | 3 | 4 | 5 | 6 | 7 | 8 | 9 | 10 | 10 | 11 | 11 | 12 | 12 | 12 | 12 | 13 |
| 2 | TRILLINI Giovanna | ITA | 1 | 1 | 2 | 2 | 3 | 4 | 5 | 6 | 7 | 8 | 9 | 10 | 10 | 11 | 11 | 12 | 12 | 12 | 12 | 13 |
| 24 | WAECHTER Katja | GER | 0 | 1 | 1 | 2 | 2 | 2 | 2 | 2 | 2 | 2 | 2 | 2 | 3 | 3 | 4 | 4 | 5 | 6 | 7 | 7 |

| | | 2nd | | | |
|------|-------------------|----------|----|----|----|
| Seed | Name | NOC Code | 13 | 14 | 15 |
| 2 | TRILLINI Giovanna | ITA | 13 | 14 | 15 |
| 24 | WAECHTER Katja | GER | 8 | 8 | 8 |

| Warnings and Penalties | Bout Time | Overtime | Warnings and Penalties |
|-----------------------------|-----------|----------|------------------------|
| Yellow card: 0 | 4:31 | -- | Yellow card: 0 |
| Red card: 0 | | | Red card: 0 |
| Black card: 0 | | | Black card: 0 |
| Referee: CHU Shisheng (CHN) | | | |
| Referee: HUSAIN Ali (KUW) | | | |
| Referee: LIU Yuntao (CHN) | | | |

| | | | | | | |
|----------------|---------------------------|------------|----------------------------|------------|---------------------------|-----------------|
| Legend: | | | | | | |
| 1st | Result after first period | 2nd | Result after second period | 3rd | Result after third period | D Defeat |
| V | Victory | Y | Yellow | | | |



BOUT RESULTS

比赛成绩 (个人) / RÉSULTATS PAR COMBAT

| | | | |
|------|----|-------|---|
| BOUT | 35 | PISTE | R |
|------|----|-------|---|

| Seed | Name | NOC Code | Score | | Score | Seed | Name | NOC Code |
|------|-----------------|----------|-----------|---|-----------|------|-------------|----------|
| 12 | SUGAWARA Chieko | JPN | 10 | - | 15 | 4 | NAM Hyunhee | KOR |
| | | | D | | V | | | |

| | | | 1st | | | | | | | | 2nd | | | | | | | | | | | |
|----|-----------------|-----|-----|---|---|---|---|---|---|---|-----|---|---|---|----|----|----|----|----|----|----|----|
| 12 | SUGAWARA Chieko | JPN | 0 | 0 | 0 | 1 | 1 | 1 | 2 | 2 | 2 | 2 | 3 | 3 | 3 | 4 | 4 | 5 | 6 | 7 | 7 | 8 |
| 4 | NAM Hyunhee | KOR | 1 | 2 | 3 | 3 | 4 | 5 | 5 | 6 | 7 | 8 | 8 | 9 | 10 | 10 | 11 | 11 | 11 | 11 | 12 | 12 |

| | | | 3rd | | | | |
|----|-----------------|-----|-----|----|----|----|----|
| 12 | SUGAWARA Chieko | JPN | 8 | 9 | 10 | 10 | 10 |
| 4 | NAM Hyunhee | KOR | 13 | 13 | 13 | 14 | 15 |

| Warnings and Penalties | Bout Time | Overtime | Warnings and Penalties |
|--------------------------------|-----------|----------|------------------------|
| Yellow card: 0 | 8:04 | -- | Yellow card: 0 |
| Red card: 0 | | | Red card: 0 |
| Black card: 0 | | | Black card: 0 |
| Referee: FINDLAY Douglas (USA) | | | |
| Assistant: GANA Ahmed (ALG) | | | |
| Assistant: LU Jianming (CHN) | | | |

| | | | | | | |
|----------------|---------------------------|-----|----------------------------|-----|---------------------------|----------|
| Legend: | | | | | | |
| 1st | Result after first period | 2nd | Result after second period | 3rd | Result after third period | D Defeat |
| R | Red | V | Victory | | | |



BOUT RESULTS

比赛成绩 (个人) / RÉSULTATS PAR COMBAT

| | | | |
|------|----|-------|---|
| BOUT | 36 | PISTE | B |
|------|----|-------|---|

| Seed | Name | NOC Code | Score | | Score | Seed | Name | NOC Code |
|------|----------------------|----------|-------|---|-------|------|------------------|----------|
| 3 | GRANBASSI Margherita | ITA | 12 | - | 7 | 11 | LAMONOVA Evgenia | RUS |
| | | | V | | D | | | |

| Seed | Name | NOC | 1st | | | | | 2nd | | | | | 3rd | | | | | | | | |
|------|----------------------|-----|-----|---|---|---|---|-----|---|---|---|----|-----|----|----|----|----|----|----|----|---|
| | | | 1 | 2 | 3 | 4 | 5 | 6 | 7 | 8 | 9 | 10 | 11 | 12 | | | | | | | |
| 3 | GRANBASSI Margherita | ITA | 1 | 2 | 3 | 4 | 4 | 5 | 5 | 6 | 7 | 8 | 9 | 9 | 10 | 10 | 11 | 11 | 12 | 12 | |
| 11 | LAMONOVA Evgenia | RUS | 0 | 0 | 0 | 0 | 1 | 1 | 2 | 2 | 2 | 2 | 2 | 3 | 3 | 4 | 5 | 5 | 6 | 6 | 7 |

| Warnings and Penalties | Bout Time | Overtime | Warnings and Penalties |
|---------------------------------------|-----------|----------|------------------------|
| Yellow card: 1 | 9:00 | -- | Yellow card: 0 |
| Red card: 0 | | | Red card: 0 |
| Black card: 0 | | | Black card: 0 |
| Referee: EL ARABY Tamer Mohamed (EGY) | | | |
| Assistant: LIENDO Juan (VEN) | | | |
| Assistant: POURSALMAN Alireza (IRI) | | | |

| | | | | | | |
|----------------|---------------------------|-----|----------------------------|-----|---------------------------|--------|
| Legend: | | | | | | |
| 1st | Result after first period | 2nd | Result after second period | 3rd | Result after third period | B Blue |
| D | Defeat | V | Victory | | | |



BOUT RESULTS

比赛成绩 (个人) / RÉSULTATS PAR COMBAT

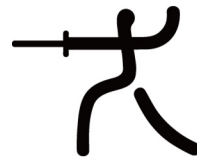
| | | | |
|------|----|-------|---|
| BOUT | 37 | PISTE | G |
|------|----|-------|---|

| Seed | Name | NOC Code | Score | | Score | Seed | Name | NOC Code |
|------|--------------|----------|-------|---|-------|------|-------------------------|----------|
| 10 | KNAPEK Edina | HUN | 3 | - | 15 | 1 | VEZZALI Maria Valentina | ITA |
| | | | D | | V | | | |

| Seed | Name | NOC | 1st | | | | | | | 2nd | | | | | | | 3rd | | | | |
|------|-------------------------|-----|-----|---|---|---|---|---|---|-----|---|---|---|---|----|----|-----|----|----|----|----|
| | | | 0 | 0 | 0 | 0 | 0 | 0 | 0 | 0 | 0 | 1 | 2 | 2 | 2 | 2 | 2 | 2 | 3 | 3 | 3 |
| 10 | KNAPEK Edina | HUN | 0 | 0 | 0 | 0 | 0 | 0 | 0 | 0 | 1 | 2 | 2 | 2 | 2 | 2 | 2 | 3 | 3 | 3 | |
| 1 | VEZZALI Maria Valentina | ITA | 1 | 2 | 3 | 4 | 5 | 6 | 7 | 7 | 7 | 7 | 8 | 9 | 10 | 11 | 12 | 13 | 13 | 14 | 15 |

| Warnings and Penalties | Bout Time | Overtime | Warnings and Penalties |
|------------------------------------|-----------|----------|------------------------|
| Yellow card: 0 | 8:07 | -- | Yellow card: 1 |
| Red card: 0 | | | Red card: 0 |
| Black card: 0 | | | Black card: 0 |
| Referee: KASZUBOWSKI Adam (POL) | | | |
| Referee: NAKATA Reiko (JPN) | | | |
| Referee: TOURE Papa Khassoum (SEN) | | | |

| | | | | | | |
|----------------|---------------------------|-----|----------------------------|-----|---------------------------|----------|
| Legend: | | | | | | |
| 1st | Result after first period | 2nd | Result after second period | 3rd | Result after third period | D Defeat |
| G | Green | V | Victory | | | |



BOUT RESULTS

比赛成绩 (个人) / RÉSULTATS PAR COMBAT

| | | | |
|------|----|-------|---|
| BOUT | 38 | PISTE | A |
|------|----|-------|---|

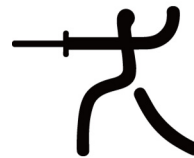
| Seed | Name | NOC Code | Score | | Score | Seed | Name | NOC Code |
|------|-------------------|----------|-----------|---|-----------|------|-------------|----------|
| 2 | TRILLINI Giovanna | ITA | 10 | - | 15 | 4 | NAM Hyunhee | KOR |
| | | | D | | V | | | |

| Seed | Name | NOC Code | 1st | | | | | | | | 2nd | | | | | | | | | | | |
|------|-------------------|----------|-----|---|---|---|---|---|---|---|-----|---|---|---|---|---|---|----|----|----|----|----|
| | | | 1 | 2 | 3 | 4 | 5 | 6 | 7 | 8 | 1 | 2 | 3 | 4 | 5 | 6 | 7 | 8 | | | | |
| 2 | TRILLINI Giovanna | ITA | 1 | 2 | 2 | 2 | 2 | 3 | 3 | 4 | 4 | 4 | 4 | 4 | 5 | 5 | 6 | 6 | 6 | 7 | 7 | 8 |
| 4 | NAM Hyunhee | KOR | 0 | 0 | 1 | 2 | 3 | 3 | 4 | 4 | 5 | 6 | 7 | 8 | 8 | 9 | 9 | 10 | 11 | 11 | 12 | 12 |

| Seed | Name | NOC Code | 3rd | | | | |
|------|-------------------|----------|-----|----|----|----|----|
| | | | 9 | 9 | 9 | 10 | 10 |
| 2 | TRILLINI Giovanna | ITA | 9 | 9 | 9 | 10 | 10 |
| 4 | NAM Hyunhee | KOR | 12 | 13 | 14 | 14 | 15 |

| Warnings and Penalties | Bout Time | Overtime | Warnings and Penalties |
|---|-----------|----------|------------------------|
| Yellow card: 1 | 7:15 | -- | Yellow card: 1 |
| Red card: 2 | | | Red card: 0 |
| Black card: 0 | | | Black card: 0 |
| Referee: LU Jianming (CHN) | | | |
| Assistant: BOUNACHADA Ayach (CAN) | | | |
| Assistant: POURSAMAN Alireza (IRI) | | | |

| | | | | | | |
|----------------|---------------------------|------------|----------------------------|------------|---------------------------|----------------|
| Legend: | | | | | | |
| 1st | Result after first period | 2nd | Result after second period | 3rd | Result after third period | A Final |
| D | Defeat | V | Victory | | | |



BOUT RESULTS

比赛成绩 (个人) / RÉSULTATS PAR COMBAT

| | | | |
|------|----|-------|---|
| BOUT | 39 | PISTE | A |
|------|----|-------|---|

| Seed | Name | NOC Code | Score | | Score | Seed | Name | NOC Code |
|------|----------------------|----------|-------|---|-------|------|-------------------------|----------|
| 3 | GRANBASSI Margherita | ITA | 3 | - | 12 | 1 | VEZZALI Maria Valentina | ITA |
| | | | D | | V | | | |

| Seed | Name | NOC Code | 1st | | | | | 2nd | | | | | 3rd | | | | |
|------|-------------------------|----------|-----|---|---|---|---|-----|---|---|---|---|-----|---|----|----|----|
| | | | 0 | 1 | 2 | 3 | 4 | 0 | 1 | 2 | 3 | 4 | 0 | 1 | 2 | 3 | 4 |
| 3 | GRANBASSI Margherita | ITA | 0 | 0 | 0 | 0 | 0 | 1 | 1 | 2 | 2 | 3 | 3 | 3 | 3 | 3 | 3 |
| 1 | VEZZALI Maria Valentina | ITA | 1 | 2 | 3 | 4 | 5 | 5 | 6 | 6 | 7 | 8 | 8 | 9 | 10 | 11 | 12 |

| Warnings and Penalties | Bout Time | Overtime | Warnings and Penalties |
|----------------------------------|-----------|----------|------------------------|
| Yellow card: 0 | 9:00 | -- | Yellow card: 1 |
| Red card: 0 | | | Red card: 0 |
| Black card: 0 | | | Black card: 0 |
| Referee: KASZUBOWSKI Adam (POL) | | | |
| Assistant: FINDLAY Douglas (USA) | | | |
| Assistant: GANA Ahmed (ALG) | | | |

| | | | | | | |
|----------------|---------------------------|-----|----------------------------|-----|---------------------------|---------|
| Legend: | | | | | | |
| 1st | Result after first period | 2nd | Result after second period | 3rd | Result after third period | A Final |
| D | Defeat | V | Victory | | | |



BOUT RESULTS

比赛成绩 (个人) / RÉSULTATS PAR COMBAT

| | | | |
|------|----|-------|---|
| BOUT | 41 | PISTE | A |
|------|----|-------|---|

| Seed | Name | NOC Code | Score | | Score | Seed | Name | NOC Code |
|------|-------------|----------|----------|---|----------|------|-------------------------|----------|
| 4 | NAM Hyunhee | KOR | 5 | - | 6 | 1 | VEZZALI Maria Valentina | ITA |
| | | | D | | V | | | |

| Seed | Name | NOC | 1st | | | 2nd | | | 3rd | | | | |
|------|-------------------------|-----|-----|---|---|-----|---|---|-----|---|---|---|---|
| | | | 0 | 1 | 2 | 3 | 4 | 5 | 6 | | | | |
| 4 | NAM Hyunhee | KOR | 0 | 0 | 0 | 1 | 2 | 3 | 3 | 4 | 5 | 5 | |
| 1 | VEZZALI Maria Valentina | ITA | 1 | 2 | 3 | 3 | 3 | 3 | 4 | 4 | 4 | 5 | 6 |

| Warnings and Penalties | Bout Time | Overtime | Warnings and Penalties |
|--|-----------|----------|------------------------|
| Yellow card: 1 | 9:00 | -- | Yellow card: 0 |
| Red card: 0 | | | Red card: 0 |
| Black card: 0 | | | Black card: 0 |
| Referee: CHU Shisheng (CHN) | | | |
| Assistant: POURSALMAN Alireza (IRI) | | | |
| Assistant: FINDLAY Douglas (USA) | | | |

| | | | | | | |
|----------------|---------------------------|------------|----------------------------|------------|---------------------------|----------------|
| Legend: | | | | | | |
| 1st | Result after first period | 2nd | Result after second period | 3rd | Result after third period | A Final |
| D | Defeat | V | Victory | | | |



BOUT RESULTS

比赛成绩 (个人) / RÉSULTATS PAR COMBAT

| | | | |
|------|----|-------|---|
| BOUT | 40 | PISTE | A |
|------|----|-------|---|

| Seed | Name | NOC Code | Score | | Score | Seed | Name | NOC Code |
|------|-------------------|----------|-------|---|-------|------|----------------------|----------|
| 2 | TRILLINI Giovanna | ITA | 12 | - | 15 | 3 | GRANBASSI Margherita | ITA |
| | | | D | | V | | | |

| 1st | | | | | | | | | | | | | 2nd | | | | | | | | | |
|-----|----------------------|-----|---|---|---|---|---|---|---|---|---|---|-----|---|---|---|---|----|----|----|----|----|
| 2 | TRILLINI Giovanna | ITA | 0 | 0 | 0 | 1 | 1 | 1 | 2 | 3 | 4 | 5 | 5 | 5 | 5 | 6 | 6 | 6 | 6 | 7 | 7 | 7 |
| 3 | GRANBASSI Margherita | ITA | 1 | 2 | 3 | 3 | 4 | 5 | 5 | 5 | 5 | 5 | 6 | 7 | 8 | 8 | 9 | 10 | 11 | 11 | 12 | 13 |

| 3rd | | | | | | | | | | |
|-----|----------------------|-----|----|----|----|----|----|----|----|--|
| 2 | TRILLINI Giovanna | ITA | 8 | 9 | 10 | 11 | 11 | 12 | 12 | |
| 3 | GRANBASSI Margherita | ITA | 13 | 13 | 13 | 13 | 14 | 14 | 15 | |

| Warnings and Penalties | Bout Time | Overtime | Warnings and Penalties |
|---------------------------------------|-----------|----------|------------------------|
| Yellow card: 1 | 8:53 | -- | Yellow card: 1 |
| Red card: 1 | | | Red card: 1 |
| Black card: 0 | | | Black card: 0 |
| Referee: EL ARABY Tamer Mohamed (EGY) | | | |
| Assistant: GANA Ahmed (ALG) | | | |
| Assistant: BOUNACHADA Ayach (CAN) | | | |

| | | | | | | |
|----------------|---------------------------|-----|----------------------------|-----|---------------------------|---------|
| Legend: | | | | | | |
| 1st | Result after first period | 2nd | Result after second period | 3rd | Result after third period | A Final |
| D | Defeat | V | Victory | | | |



OLYMPIC SEEDING TEAM As of 7 AUG 2008

奥林匹克团体种子位置 / CLASSEMENT OLYMPIQUE DES TÊTE DE SÉRIE (PAR ÉQUIPES)

| Olympic Seed | FIE Ranking (01 AUG 2008) | NOC | Name |
|--------------|---------------------------|---------------------|---|
| 1 | 1 | RUS - Russian Fed. | LAMONOVA Evgenia NIKICHINA Victoria SHANAEVA Aida S BOYKO Svetlana |
| 2 | 2 | POL - Poland | GRUCHALA Sylwia MROCZKIEWICZ Magdalena WOJTKOWIAK Malgorzata S CHLEWINSKA Karolina |
| 3 | 3 | HUN - Hungary | KNAPEK Edina MOHAMED Aida VARGA Gabriella S UJLAKI Virginie |
| 4 | 4 | ITA - Italy | GRANBASSI Margherita TRILLINI Giovanna VEZZALI Maria Valentina S SALVATORI Ilaria |
| 5 | 7 | CHN - China | SU Wanwen SUN Chao ZHANG Lei S HUANG Jialing |
| 6 | 8 | GER - Germany | GOLUBYTSKYI Carolin SCHACHE Anja WACHTER Katja S WOLGAST Melanie |
| 7 | 9 | USA - United States | CROSS Emily SMART Erinn THOMPSON Hanna S WILLETTE Doris |
| 8 | 19 | EGY - Egypt | EL GAMMAL Iman EL GAMMAL Shaimaa SHABAN Iman S SWAIF Salma |

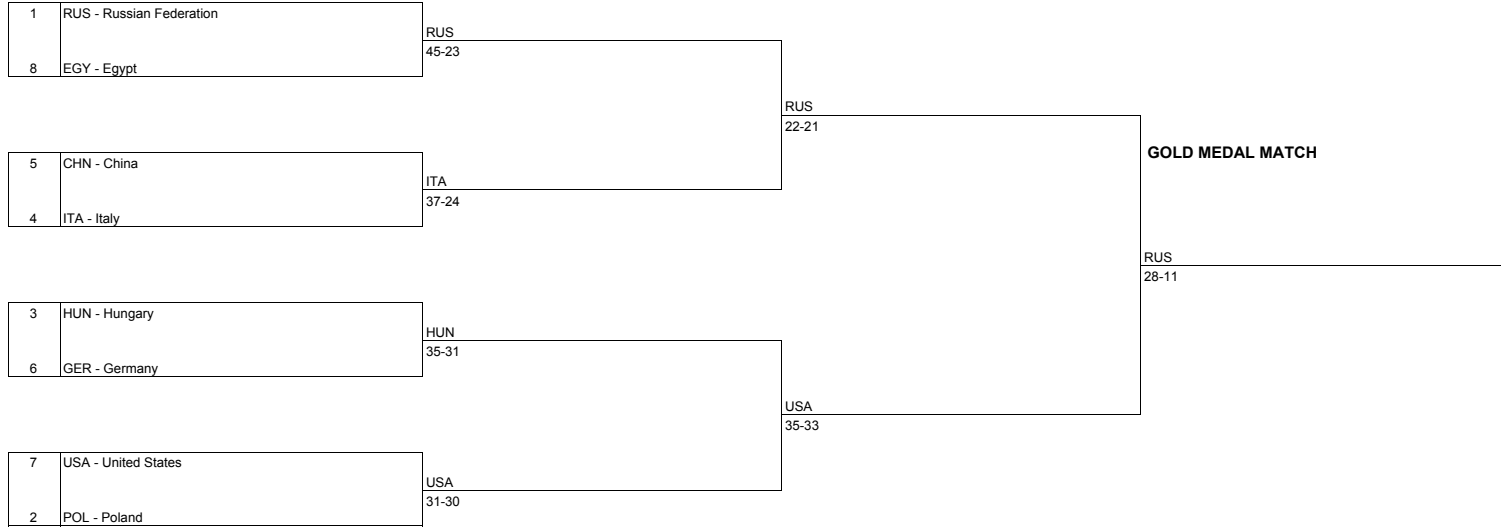
Note:
All changes are available in INFO

Legend:
N Team has no FIE Rank S Substitute



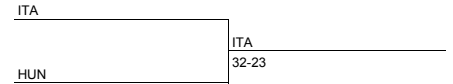
RESULTS BRACKET - TEAM
淘汰表 (团体) / TABLEAU DES MATCHS AVEC RÉSULTATS

| D# | Quarterfinals | Semifinals | Final |
|----|---------------|------------|-------|
|----|---------------|------------|-------|




GOLD MEDAL MATCH

BRONZE MEDAL MATCH



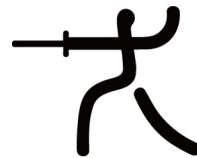
CLASSIFICATION 5-8

Placement 5-6



Legend:

D# Draw number



FINAL STANDINGS As of 16 AUG 2008
最后排名 / CLASSEMENT FINAL

| Rank | NOC | Medal |
|------|---------------------|--------|
| 1 | RUS - Russian Fed. | Gold |
| 2 | USA - United States | Silver |
| 3 | ITA - Italy | Bronze |
| 4 | HUN - Hungary | |
| 5 | GER - Germany | |
| 6 | CHN - China | |
| 7 | POL - Poland | |
| 8 | EGY - Egypt | |



MATCH RESULTS

比赛成绩 (团体) / RÉSULTATS DU MATCH

| | | | |
|-------|---|-------|---|
| MATCH | 1 | PISTE | Y |
|-------|---|-------|---|

| RUS - Russian Federation | | | 45 V | Final | 23 D | EGY - Egypt | |
|--------------------------------|---------|------------------------|---------|---------------------|---------------------|-------------------|--|
| Fencer | Touches | Score | vs | Score | Touches | Fencer | |
| NIKICHINA Victoria | 5 | 5 | -- | 2 | 2 | EL GAMMAL Eman | |
| LAMONOVA Evgenia | 5 | 10 | -- | 8 | 6 | EL GAMMAL Shaimaa | |
| SHANAIEVA Aida | 5 | 15 | -- | 10 | 2 | SHABAN Iman | |
| LAMONOVA Evgenia | 5 | 20 | -- | 10 | 0 | EL GAMMAL Eman | |
| NIKICHINA Victoria | 5 | 25 | -- | 12 | 2 | SHABAN Iman | |
| SHANAIEVA Aida | 5 | 30 | -- | 17 | 5 | EL GAMMAL Shaimaa | |
| LAMONOVA Evgenia | 5 | 35 | -- | 17 | 0 | SHABAN Iman | |
| SHANAIEVA Aida | 5 | 40 | -- | 20 | 3 | EL GAMMAL Eman | |
| NIKICHINA Victoria | 5 | 45 | -- | 23 | 3 | EL GAMMAL Shaimaa | |
| Total Match Time: 19:40 | | | | Overtime: -- | | | |
| Warnings: | | Referees: | | | Warnings: | | |
| Yellow Card: | 1 | BOUNACHADA Ayach (CAN) | | | Yellow Card: | 0 | |
| Red Card: | 0 | CHOI Myung Jin (KOR) | | | Red Card: | 0 | |
| Black Card: | 0 | Assistant: | | | Black Card: | 0 | |
| | | ROTH Peter (GER) | | | | | |

Legend:

D Defeat V Victory Y Yellow



MATCH RESULTS

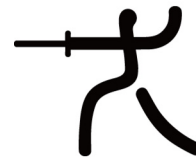
比赛成绩 (团体) / RÉSULTATS DU MATCH

| | | | |
|-------|---|-------|---|
| MATCH | 2 | PISTE | R |
|-------|---|-------|---|

| CHN - China | | | 24 D | Final | 37 V | ITA - Italy | | |
|--------------------------------|---------|-------|------------------------|-----------------------|---------|-------------------------|---|--|
| Fencer | Touches | Score | vs | Score | Touches | Fencer | | |
| SUN Chao | 2 | 2 | -- | 5 | 5 | VEZZALI Maria Valentina | | |
| ZHANG Lei | 0 | 2 | -- | 6 | 1 | GRANBASSI Margherita | | |
| SU Wanwen | 2 | 4 | -- | 11 | 5 | TRILLINI Giovanna | | |
| SUN Chao | 5 | 9 | -- | 14 | 3 | GRANBASSI Margherita | | |
| SU Wanwen | 0 | 9 | -- | 17 | 3 | VEZZALI Maria Valentina | | |
| ZHANG Lei | 3 | 12 | -- | 19 | 2 | TRILLINI Giovanna | | |
| SU Wanwen | 2 | 14 | -- | 20 | 1 | GRANBASSI Margherita | | |
| SUN Chao | 3 | 17 | -- | 27 | 7 | TRILLINI Giovanna | | |
| ZHANG Lei | 7 | 24 | -- | 37 | 10 | VEZZALI Maria Valentina | | |
| Total Match Time: 26:38 | | | | Overtime: -- | | | | |
| Warnings: | | | Referees: | | | Warnings: | | |
| Yellow Card: | 0 | | | HUSAIN Ali (KUW) | | Yellow Card: | 1 | |
| Red Card: | 0 | | | KAPOSVARI Zsolt (HUN) | | Red Card: | 1 | |
| Black Card: | 0 | | | Assistant: | | Black Card: | 0 | |
| | | | KASZUBOWSKI Adam (POL) | | | | | |

Legend:

D Defeat R Red V Victory



MATCH RESULTS

比赛成绩 (团体) / RÉSULTATS DU MATCH

| | | | |
|-------|---|-------|---|
| MATCH | 3 | PISTE | B |
|-------|---|-------|---|

| HUN - Hungary | | | 35 V | Final | 31 D | GER - Germany | | |
|--------------------------------|---------|-------|--------------------|---------------------|---------|-----------------------|--|--|
| Fencer | Touches | Score | vs | Score | Touches | Fencer | | |
| KNAPEK Edina | 5 | 5 | -- | 2 | 2 | SCHACHE Anja | | |
| VARGA Gabriella | 4 | 9 | -- | 9 | 7 | WAECHTER Katja | | |
| MOHAMED Aida | 0 | 9 | -- | 12 | 3 | GOLUBYTSKYI Carolin | | |
| VARGA Gabriella | 2 | 11 | -- | 15 | 3 | SCHACHE Anja | | |
| KNAPEK Edina | 3 | 14 | -- | 18 | 3 | GOLUBYTSKYI Carolin | | |
| MOHAMED Aida | 6 | 20 | -- | 21 | 3 | WAECHTER Katja | | |
| VARGA Gabriella | 2 | 22 | -- | 22 | 1 | GOLUBYTSKYI Carolin | | |
| MOHAMED Aida | 3 | 25 | -- | 23 | 1 | SCHACHE Anja | | |
| KNAPEK Edina | 10 | 35 | -- | 31 | 8 | WAECHTER Katja | | |
| Total Match Time: 26:21 | | | | Overtime: -- | | | | |
| Warnings: | | | Referees: | | | Warnings: | | |
| Yellow Card: 0 | | | HUANG Baohua (CHN) | | | Yellow Card: 1 | | |
| Red Card: 0 | | | LU Jianming (CHN) | | | Red Card: 1 | | |
| Black Card: 0 | | | Assistant: | | | Black Card: 0 | | |
| | | | SIESTO Marco (ITA) | | | | | |

| | | | | | | |
|----------------|---|------|---|--------|---|---------|
| Legend: | B | Blue | D | Defeat | V | Victory |
|----------------|---|------|---|--------|---|---------|



MATCH RESULTS

比赛成绩 (团体) / RÉSULTATS DU MATCH

| | | | |
|-------|---|-------|---|
| MATCH | 4 | PISTE | G |
|-------|---|-------|---|

| USA - United States | | | 31 V | Final | 30 D | POL - Poland | |
|--------------------------------|---------|---------------------|---------|---------------------|---------------------|------------------------|--|
| Fencer | Touches | Score | vs | Score | Touches | Fencer | |
| SMART Erinn | 3 | 3 | -- | 5 | 5 | WOJTKOWIAK Malgorzata | |
| THOMPSON Hanna | 6 | 9 | -- | 8 | 3 | GRUCHALA Sylwia | |
| CROSS Emily | 0 | 9 | -- | 11 | 3 | MROCZKIEWICZ Magdalena | |
| THOMPSON Hanna | 0 | 9 | -- | 12 | 1 | WOJTKOWIAK Malgorzata | |
| SMART Erinn | 2 | 11 | -- | 17 | 5 | MROCZKIEWICZ Magdalena | |
| CROSS Emily | 4 | 15 | -- | 22 | 5 | GRUCHALA Sylwia | |
| THOMPSON Hanna | 7 | 22 | -- | 22 | 0 | MROCZKIEWICZ Magdalena | |
| CROSS Emily | 3 | 25 | -- | 24 | 2 | WOJTKOWIAK Malgorzata | |
| SMART Erinn | 6 | 31 | -- | 30 | 6 | GRUCHALA Sylwia | |
| Total Match Time: 26:33 | | | | Overtime: -- | | | |
| Warnings: | | Referees: | | | Warnings: | | |
| Yellow Card: | 0 | CHU Shisheng (CHN) | | | Yellow Card: | 1 | |
| Red Card: | 0 | FLOREA Marius (ROU) | | | Red Card: | 0 | |
| Black Card: | 0 | Assistant: | | | Black Card: | 0 | |
| | | MAMEDOV Ilgar (RUS) | | | | | |

| | | | | | | |
|----------------|---|--------|---|-------|---|---------|
| Legend: | D | Defeat | G | Green | V | Victory |
|----------------|---|--------|---|-------|---|---------|



MATCH RESULTS

比赛成绩 (团体) / RÉSULTATS DU MATCH

| | | | |
|-------|---|-------|---|
| MATCH | 7 | PISTE | Y |
|-------|---|-------|---|

| RUS - Russian Federation | | | 22 V | Final | 21 D | ITA - Italy | |
|--------------------------------|---------|------------------------|---------|-----------------------|---------------------|-------------------------|--|
| Fencer | Touches | Score | vs | Score | Touches | Fencer | |
| BOYKO Svetlana | 4 | 4 | -- | 3 | 3 | TRILLINI Giovanna | |
| LAMONOVA Evgenia | 3 | 7 | -- | 6 | 3 | VEZZALI Maria Valentina | |
| NIKICHINA Victoria | 1 | 8 | -- | 7 | 1 | GRANBASSI Margherita | |
| LAMONOVA Evgenia | 2 | 10 | -- | 7 | 0 | TRILLINI Giovanna | |
| BOYKO Svetlana | 1 | 11 | -- | 9 | 2 | GRANBASSI Margherita | |
| NIKICHINA Victoria | 3 | 14 | -- | 13 | 4 | VEZZALI Maria Valentina | |
| LAMONOVA Evgenia | 0 | 14 | -- | 13 | 0 | GRANBASSI Margherita | |
| NIKICHINA Victoria | 2 | 16 | -- | 15 | 2 | TRILLINI Giovanna | |
| BOYKO Svetlana | 5 | 21 | -- | 21 | 6 | VEZZALI Maria Valentina | |
| BOYKO Svetlana | 1 | 22 | -- | 21 | 0 | VEZZALI Maria Valentina | |
| Total Match Time: 25:01 | | | | Overtime: 0:12 | | | |
| Warnings: | | Referees: | | | Warnings: | | |
| Yellow Card: | 5 | CHOI Myung Jin (KOR) | | | Yellow Card: | 2 | |
| Red Card: | 5 | CHU Shisheng (CHN) | | | Red Card: | 2 | |
| Black Card: | 0 | Assistant: | | | Black Card: | 0 | |
| | | KASZUBOWSKI Adam (POL) | | | | | |

Legend:

D Defeat V Victory Y Yellow



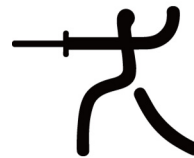
MATCH RESULTS

比赛成绩 (团体) / RÉSULTATS DU MATCH

| | | | |
|-------|---|-------|---|
| MATCH | 8 | PISTE | B |
|-------|---|-------|---|

| HUN - Hungary | | | 33 D | Final | 35 V | USA - United States | |
|--------------------------------|---------|-------|-------------------------------------|---------------------|---------------------|---------------------|--|
| Fencer | Touches | Score | vs | Score | Touches | Fencer | |
| KNAPEK Edina | 4 | 4 | -- | 3 | 3 | SMART Erinn | |
| MOHAMED Aida | 2 | 6 | -- | 6 | 3 | THOMPSON Hanna | |
| VARGA Gabriella | 2 | 8 | -- | 11 | 5 | CROSS Emily | |
| KNAPEK Edina | 2 | 10 | -- | 15 | 4 | THOMPSON Hanna | |
| VARGA Gabriella | 5 | 15 | -- | 18 | 3 | SMART Erinn | |
| MOHAMED Aida | 2 | 17 | -- | 22 | 4 | CROSS Emily | |
| VARGA Gabriella | 1 | 18 | -- | 26 | 4 | THOMPSON Hanna | |
| KNAPEK Edina | 1 | 19 | -- | 33 | 7 | CROSS Emily | |
| MOHAMED Aida | 14 | 33 | -- | 35 | 2 | SMART Erinn | |
| Total Match Time: 27:00 | | | | Overtime: -- | | | |
| Warnings: | | | Referees: | | | Warnings: | |
| Yellow Card: | 1 | | EL ARABY Tamer Mohamed (EGY) | | Yellow Card: | 1 | |
| Red Card: | 0 | | HUANG Baohua (CHN) | | Red Card: | 1 | |
| Black Card: | 0 | | Assistant: | | Black Card: | 0 | |
| | | | HUSAIN Ali (KUW) | | | | |

| | | | | | | |
|----------------|---|------|---|--------|---|---------|
| Legend: | B | Blue | D | Defeat | V | Victory |
|----------------|---|------|---|--------|---|---------|



MATCH RESULTS

比赛成绩 (团体) / RÉSULTATS DU MATCH

| | | | |
|-------|---|-------|---|
| MATCH | 5 | PISTE | B |
|-------|---|-------|---|

| EGY - Egypt | | | 24 D | Final | 45 V | CHN - China | |
|--------------------------------|---------|-----------------------|---------|---------------------|---------------------|---------------|--|
| Fencer | Touches | Score | vs | Score | Touches | Fencer | |
| EL GAMMAL Shaimaa | 0 | 0 | -- | 5 | 5 | SUN Chao | |
| EL GAMMAL Eman | 8 | 8 | -- | 8 | 3 | HUANG Jialing | |
| SHABAN Iman | 1 | 9 | -- | 14 | 6 | ZHANG Lei | |
| EL GAMMAL Eman | 4 | 13 | -- | 20 | 6 | SUN Chao | |
| EL GAMMAL Shaimaa | 1 | 14 | -- | 25 | 5 | ZHANG Lei | |
| SHABAN Iman | 4 | 18 | -- | 30 | 5 | HUANG Jialing | |
| EL GAMMAL Eman | 2 | 20 | -- | 35 | 5 | ZHANG Lei | |
| SHABAN Iman | 1 | 21 | -- | 40 | 5 | SUN Chao | |
| EL GAMMAL Shaimaa | 3 | 24 | -- | 45 | 5 | HUANG Jialing | |
| Total Match Time: 18:23 | | | | Overtime: -- | | | |
| Warnings: | | Referees: | | | Warnings: | | |
| Yellow Card: | 1 | FINDLAY Douglas (USA) | | | Yellow Card: | 1 | |
| Red Card: | 2 | MILENCHEV Vasil (BUL) | | | Red Card: | 0 | |
| Black Card: | 0 | Assistant: | | | Black Card: | 0 | |
| | | VAZQUEZ Daniel (ESP) | | | | | |

Legend:

B Blue D Defeat V Victory



MATCH RESULTS

比赛成绩 (团体) / RÉSULTATS DU MATCH

| | | | |
|-------|---|-------|---|
| MATCH | 6 | PISTE | Y |
|-------|---|-------|---|

| GER - Germany | | | 32 V | Final | 27 D | POL - Poland | |
|--------------------------------|---------|---------------------------|---------|---------------------|---------------------|-----------------------|--|
| Fencer | Touches | Score | vs | Score | Touches | Fencer | |
| SCHACHE Anja | 1 | 1 | -- | 2 | 2 | GRUCHALA Sylwia | |
| WAECHTER Katja | 4 | 5 | -- | 8 | 6 | CHLEWINSKA Karolina | |
| GOLUBYTSKYI Carolin | 2 | 7 | -- | 10 | 2 | WOJTKOWIAK Malgorzata | |
| SCHACHE Anja | 3 | 10 | -- | 10 | 0 | CHLEWINSKA Karolina | |
| GOLUBYTSKYI Carolin | 3 | 13 | -- | 11 | 1 | GRUCHALA Sylwia | |
| WAECHTER Katja | 6 | 19 | -- | 15 | 4 | WOJTKOWIAK Malgorzata | |
| GOLUBYTSKYI Carolin | 3 | 22 | -- | 19 | 4 | CHLEWINSKA Karolina | |
| SCHACHE Anja | 0 | 22 | -- | 22 | 3 | WOJTKOWIAK Malgorzata | |
| WAECHTER Katja | 10 | 32 | -- | 27 | 5 | GRUCHALA Sylwia | |
| Total Match Time: 27:00 | | | | Overtime: -- | | | |
| Warnings: | | Referees: | | | Warnings: | | |
| Yellow Card: | 0 | LIENDO Juan (VEN) | | | Yellow Card: | 0 | |
| Red Card: | 0 | LIU Yuntao (CHN) | | | Red Card: | 0 | |
| Black Card: | 0 | Assistant: | | | Black Card: | 0 | |
| | | TOURE Papa Khassoum (SEN) | | | | | |

| | | | | | | |
|----------------|---|--------|---|---------|---|--------|
| Legend: | D | Defeat | V | Victory | Y | Yellow |
|----------------|---|--------|---|---------|---|--------|



MATCH RESULTS

比赛成绩 (团体) / RÉSULTATS DU MATCH

| | | | |
|-------|----|-------|---|
| MATCH | 12 | PISTE | A |
|-------|----|-------|---|

| RUS - Russian Federation | | | 28 V | Final | 11 D | USA - United States | |
|--------------------------------|---------|------------------------------|---------|---------------------|---------------------|---------------------|--|
| Fencer | Touches | Score | vs | Score | Touches | Fencer | |
| NIKICHINA Victoria | 1 | 1 | -- | 2 | 2 | CROSS Emily | |
| BOYKO Svetlana | 2 | 3 | -- | 2 | 0 | THOMPSON Hanna | |
| LAMONOVA Evgenia | 1 | 4 | -- | 4 | 2 | SMART Erinn | |
| NIKICHINA Victoria | 3 | 7 | -- | 5 | 1 | THOMPSON Hanna | |
| LAMONOVA Evgenia | 2 | 9 | -- | 5 | 0 | CROSS Emily | |
| BOYKO Svetlana | 3 | 12 | -- | 5 | 0 | SMART Erinn | |
| LAMONOVA Evgenia | 3 | 15 | -- | 5 | 0 | THOMPSON Hanna | |
| NIKICHINA Victoria | 5 | 20 | -- | 5 | 0 | SMART Erinn | |
| BOYKO Svetlana | 8 | 28 | -- | 11 | 6 | CROSS Emily | |
| Total Match Time: 27:00 | | | | Overtime: -- | | | |
| Warnings: | | Referees: | | | Warnings: | | |
| Yellow Card: | 0 | CHOI Myung Jin (KOR) | | | Yellow Card: | 0 | |
| Red Card: | 0 | EL ARABY Tamer Mohamed (EGY) | | | Red Card: | 0 | |
| Black Card: | 0 | Assistant: | | | Black Card: | 0 | |
| | | LU Jianming (CHN) | | | | | |
| | | GANA Ahmed (ALG) | | | | | |

Legend:

A Final D Defeat V Victory



MATCH RESULTS

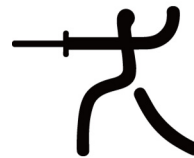
比赛成绩 (团体) / RÉSULTATS DU MATCH

| | | | |
|-------|----|-------|---|
| MATCH | 11 | PISTE | A |
|-------|----|-------|---|

| ITA - Italy | | | 32 V | Final | 23 D | HUN - Hungary | | |
|--------------------------------|--------------------------|-------|------------------|-----------------------|---------|------------------|--|--|
| Fencer | Touches | Score | vs | Score | Touches | Fencer | | |
| SALVATORI Ilaria | 3 | 3 | -- | 0 | 0 | UJLAKI Virginie | | |
| VEZZALI Maria Valentina | 5 | 8 | -- | 2 | 2 | VARGA Gabriella | | |
| GRANBASSI Margherita | 2 | 10 | -- | 4 | 2 | MOHAMED Aida | | |
| SALVATORI Ilaria | 1 | 11 | -- | 4 | 0 | VARGA Gabriella | | |
| GRANBASSI Margherita | 2 | 13 | -- | 9 | 5 | UJLAKI Virginie | | |
| VEZZALI Maria Valentina | 4 | 17 | -- | 11 | 2 | MOHAMED Aida | | |
| GRANBASSI Margherita | 1 | 18 | -- | 15 | 4 | VARGA Gabriella | | |
| SALVATORI Ilaria | 3 | 21 | -- | 17 | 2 | MOHAMED Aida | | |
| VEZZALI Maria Valentina | 11 | 32 | -- | 23 | 6 | UJLAKI Virginie | | |
| Total Match Time: 27:00 | | | | Overtime: -- | | | | |
| Warnings: | | | Referees: | | | Warnings: | | |
| Yellow Card: 2 | Referees: | | | Yellow Card: 0 | | | | |
| Red Card: 5 | BOUNACHADA Ayach (CAN) | | | Red Card: 0 | | | | |
| Black Card: 0 | ROTH Peter (GER) | | | Black Card: 0 | | | | |
| | Assistant: | | | | | | | |
| | POURSALMAN Alireza (IRI) | | | | | | | |
| | HUSAIN Ali (KUW) | | | | | | | |

Legend:

A Final D Defeat V Victory



MATCH RESULTS

比赛成绩 (团体) / RÉSULTATS DU MATCH

| | | | |
|-------|----|-------|---|
| MATCH | 10 | PISTE | Y |
|-------|----|-------|---|

| CHN - China | | | 28 D | Final | 34 V | GER - Germany | | |
|--------------------------------|---------|-------|------------------|------------------------|---------|---------------------|---|--|
| Fencer | Touches | Score | vs | Score | Touches | Fencer | | |
| SUN Chao | 2 | 2 | -- | 2 | 2 | WAECHTER Katja | | |
| HUANG Jialing | 0 | 2 | -- | 4 | 2 | GOLUBYTSKYI Carolin | | |
| ZHANG Lei | 0 | 2 | -- | 7 | 3 | SCHACHE Anja | | |
| SUN Chao | 1 | 3 | -- | 11 | 4 | GOLUBYTSKYI Carolin | | |
| ZHANG Lei | 4 | 7 | -- | 15 | 4 | WAECHTER Katja | | |
| HUANG Jialing | 6 | 13 | -- | 16 | 1 | SCHACHE Anja | | |
| ZHANG Lei | 2 | 15 | -- | 18 | 2 | GOLUBYTSKYI Carolin | | |
| SUN Chao | 4 | 19 | -- | 24 | 6 | SCHACHE Anja | | |
| HUANG Jialing | 9 | 28 | -- | 34 | 10 | WAECHTER Katja | | |
| Total Match Time: 27:00 | | | | Overtime: -- | | | | |
| Warnings: | | | Referees: | | | Warnings: | | |
| Yellow Card: | 1 | | | BOUNACHADA Ayach (CAN) | | Yellow Card: | 1 | |
| Red Card: | 1 | | | FINDLAY Douglas (USA) | | Red Card: | 0 | |
| Black Card: | 0 | | | Assistant: | | Black Card: | 0 | |
| | | | | LIENDO Juan (VEN) | | | | |

| | | | | | | |
|----------------|---|--------|---|---------|---|--------|
| Legend: | D | Defeat | V | Victory | Y | Yellow |
|----------------|---|--------|---|---------|---|--------|



MATCH RESULTS

比赛成绩 (团体) / RÉSULTATS DU MATCH

| | | | |
|-------|---|-------|---|
| MATCH | 9 | PISTE | B |
|-------|---|-------|---|

| EGY - Egypt | | | 14 D | Final | 45 V | POL - Poland | |
|--------------------------------|---------|---------------------|---------|---------------------|-----------------------|-----------------------|--|
| Fencer | Touches | Score | vs | Score | Touches | Fencer | |
| EL GAMMAL Shaimaa | 0 | 0 | -- | 5 | 5 | WOJTKOWIAK Malgorzata | |
| SHABAN Iman | 2 | 2 | -- | 10 | 5 | GRUCHALA Sylwia | |
| EL GAMMAL Eman | 0 | 2 | -- | 15 | 5 | CHLEWINSKA Karolina | |
| SHABAN Iman | 1 | 3 | -- | 20 | 5 | WOJTKOWIAK Malgorzata | |
| EL GAMMAL Shaimaa | 0 | 3 | -- | 25 | 5 | CHLEWINSKA Karolina | |
| EL GAMMAL Eman | 4 | 7 | -- | 30 | 5 | GRUCHALA Sylwia | |
| SHABAN Iman | 5 | 12 | -- | 35 | 5 | CHLEWINSKA Karolina | |
| EL GAMMAL Eman | 1 | 13 | -- | 40 | 5 | WOJTKOWIAK Malgorzata | |
| EL GAMMAL Shaimaa | 1 | 14 | -- | 45 | 5 | GRUCHALA Sylwia | |
| Total Match Time: 13:10 | | | | Overtime: -- | | | |
| Warnings: | | Referees: | | | Warnings: | | |
| Yellow Card: 1 | | HUANG Baohua (CHN) | | | Yellow Card: 0 | | |
| Red Card: 0 | | LU Jianming (CHN) | | | Red Card: 0 | | |
| Black Card: 0 | | Assistant: | | | Black Card: 0 | | |
| | | MAMEDOV Ilgar (RUS) | | | | | |

Legend:

B Blue D Defeat V Victory



OFFICIAL COMMUNICATION

官方通告 / COMMUNICATION OFFICIELLE

Item: 4

**Black Card
FIE Decision**

According to the technical rules N. 83 and N. 118 (the third group of faules). All members of technique committee have agreed that no one should affect the orders outside the pistes. As the Warm-Up field is also part of the field of play. We punished Andrea Magro, the leader of Italian Women Foil team with a black card to warn his behavior. The president of technique committee has already informed Andrea Magro himself before the competition held between Italy and Hungary.

Issued by: FIE
Time: 21:03
Date: 16 AUG 2008

This decision affects:

RESULTS
SCHEDULE
OTHER

Note:



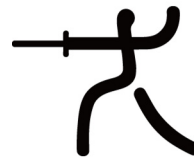
OLYMPIC SEEDING INDIVIDUAL As of 7 AUG 2008

奥林匹克个人种子位置 / CLASSEMENT OLYMPIQUE DES TÊTES DE SÉRIE (INDIVIDUEL)

| Olympic Seed | FIE Ranking (01 AUG 2008) | Name | NOC |
|------------------|---------------------------|----------------------------------|----------------------------------|
| 1 | 1 | JOPPICH Peter | GER - Germany |
| 2 | 3 | CASSARA Andrea | ITA - Italy |
| 3 | 4 | le PECHOUX Erwann | FRA - France |
| 4 | 5 | LEI Sheng | CHN - People's Republic of China |
| 5 | 6 | KLEIBRINK Benjamin Philip | GER - Germany |
| 6 | 7 | SANZO Salvatore | ITA - Italy |
| 7 | 8 | CHOI Byungchul | KOR - Korea |
| 8 | 9 | ZHU Jun | CHN - People's Republic of China |
| 9 | 10 | OTA Yuki | JPN - Japan |
| 10 | 13 | MEINHARDT Gerek | USA - United States |
| 11 | 15 | CHIDA Kenta | JPN - Japan |
| 12 | 16 | OR Tomer | ISR - Israel |
| 13 | 17 | MOCEK Slawomir | POL - Poland |
| 14 | 20 | GUYART Brice | FRA - France |
| 15 | 21 | MENENDEZ Javier | ESP - Spain |
| 16 | 24 | KRUSE Richard | GBR - Great Britain |
| 17 | 29 | SCHLOSSER Roland | AUT - Austria |
| 18 | 39 | SALISCAN Virgil | ROU - Romania |
| 19 | 47 | ALI XAVIER Lahoussine | MAR - Morocco |
| 20 | 48 | PANCHAN Nontapat | THA - Thailand |
| 21 | 54 | McGUIRE Joshua | CAN - Canada |
| 22 | 62 | LAU Kwok Kin | HKG - Hong Kong, China |
| 23 | 98 | SOUZA Joao Antonio | BRA - Brazil |
| 24 | 101 | NAGATI Mostafa | EGY - Egypt |
| 25 | 228 | AL HAMADI Khalid Issa A M | QAT - Qatar |
| 26 | 501 | GONZALEZ VIAGGIO Alberto Ignacio | ARG - Argentina |
| Total: 26 | | | |

Note:
 All changes are available in INFO

Legend:
 N Fencer has no FIE Rank



RESULTS BRACKET

淘汰表 (个人) / TABLEAU DES MATCHS AVEC RÉSULTATS

| D# | Round of 32 | Round of 16 | Quarterfinals | Semifinals | Final |
|----------|---|---------------------|-----------------------|--------------------------------------|--------------------------|
| 1 32 | CASSARA Andrea ITA Bye | CASSARA A | CASSARA A 15-8 | ZHU J 15-14 | GOLD MEDAL BOUT |
| 17 16 | SCHLOSSER Roland AUT MENENDEZ Javier ESP | SCHLOSSER R 15-9 | ZHU J 15-9 | KLEIBRINK B 15-4 | |
| 9 24 | MEINHARDT Gerek USA NAGATY Mostafa EGY | MEINHARDT G 15-3 | ZHU J 15-9 | KLEIBRINK B 15-7 | |
| 25 8 | GONZALEZ VIAGGIO Alberto ARG ZHU Jun CHN | ZHU J 15-2 | KLEIBRINK B 15-10 | KLEIBRINK B 15-9 | |
| 5 28 | KLEIBRINK Benjamin Philip GER Bye | KLEIBRINK B | KLEIBRINK B 15-7 | KLEIBRINK B 15-9 | |
| 21 12 | LAU Kwok Kin HKG CHIDA Kenta JPN | CHIDA K 15-6 | KLEIBRINK B 15-7 | KLEIBRINK B 15-9 | |
| 13 20 | MOCEK Slawomir POL PANCHAN Nontapat THA | MOCEK S 15-7 | LEI S 15-8 | KLEIBRINK B 15-9 | |
| 29 4 | Bye LEI Sheng CHN | LEI S | LEI S 15-8 | KLEIBRINK B 15-9 | |
| 3 30 | le PECHOUX Erwann FRA Bye | le PECHOUX E | le PECHOUX E 15-10 | KLEIBRINK B 15-9 | |
| 19 14 | ALI Lahoussine Xavier MAR GUYART Brice FRA | GUYART B 15-3 | le PECHOUX E 15-10 | KLEIBRINK B 15-9 | |
| 11 22 | OR Tomer ISR McGUIRE Joshua CAN | McGUIRE J 11-10 | SANZO S 15-3 | SANZO S 10-9 | BRONZE MEDAL BOUT |
| 27 6 | Bye SANZO Salvatore ITA | SANZO S | SANZO S 15-3 | SANZO S 10-9 | |
| 7 26 | CHOI Byungchul KOR AL HAMADI Khalid Issa A M QAT | CHOI B 15-3 | SANZO S 15-3 | SANZO S 10-9 | |
| 23 10 | SOUZA Joao Antonio BRA OTA Yuki JPN | OTA Y 15-4 | SANZO S 15-3 | SANZO S 10-9 | |
| 15 18 | KRUSE Richard GBR SALISCAN Virgil ROU | KRUSE R 15-6 | SANZO S 15-3 | SANZO S 10-9 | |
| 31 2 | Bye JOPPICH Peter GER | JOPPICH P | SANZO S 15-3 | SANZO S 10-9 | |
| 7 26 | CHOI Byungchul KOR AL HAMADI Khalid Issa A M QAT | CHOI B 15-3 | OTA Y 15-14 | OTA Y 15-14 | |
| 23 10 | SOUZA Joao Antonio BRA OTA Yuki JPN | OTA Y 15-4 | OTA Y 15-14 | OTA Y 15-14 | |
| 15 18 | KRUSE Richard GBR SALISCAN Virgil ROU | KRUSE R 15-6 | OTA Y 15-12 | OTA Y 15-14 | |
| 31 2 | Bye JOPPICH Peter GER | JOPPICH P | OTA Y 15-12 | OTA Y 15-14 | |
| 31 2 | Bye JOPPICH Peter GER | JOPPICH P | JOPPICH P 10-9 | ZHU Jun(CHN) SANZO Salvatore(ITA) | SANZO S 15-14 |

Legend:
D# Draw number



FINAL STANDINGS As of 13 AUG 2008
最后排名 / CLASSEMENT FINAL

| Rank | Name | NOC | Medal |
|-------|---------------------------|----------------------|--------|
| 1 | KLEIBRINK Benjamin Philip | GER - Germany | Gold |
| 2 | OTA Yuki | JPN - Japan | Silver |
| 3 | SANZO Salvatore | ITA - Italy | Bronze |
| 4 | ZHU Jun | CHN - China | |
| 5 | JOPPICH Peter | GER - Germany | |
| 6 | CASSARA Andrea | ITA - Italy | |
| 7 | le PECHOUX Erwann | FRA - France | |
| 8 | LEI Sheng | CHN - China | |
| ----- | | | |
| 9 | CHOI Byungchul | KOR - Korea | |
| 10 | MEINHARDT Gerek | USA - United States | |
| 11 | CHIDA Kenta | JPN - Japan | |
| 12 | MOCEK Slawomir | POL - Poland | |
| 13 | GUYART Brice | FRA - France | |
| 14 | KRUSE Richard | GBR - Great Britain | |
| 15 | SCHLOSSER Roland | AUT - Austria | |
| 16 | McGUIRE Joshua | CAN - Canada | |
| ----- | | | |
| 17 | OR Tomer | ISR - Israel | |
| 18 | MENENDEZ Javier | ESP - Spain | |
| 19 | SALISCAN Virgil | ROU - Romania | |
| 20 | ALI Lahoussine Xavier | MAR - Morocco | |
| 21 | PANCHAN Nontapat | THA - Thailand | |
| 22 | LAU Kwok Kin | HKG - Hong Kg, China | |
| 23 | SOUZA Joao Antonio | BRA - Brazil | |
| 24 | NAGATY Mostafa | EGY - Egypt | |
| 25 | AL HAMADI Khalid Issa A M | QAT - Qatar | |
| 26 | GONZALEZ VIAGGIO Alberto | ARG - Argentina | |



BOUT RESULTS

比赛成绩 (个人) / RÉSULTATS PAR COMBAT

| | | | |
|------|---|-------|---|
| BOUT | 1 | PISTE | Y |
|------|---|-------|---|

| Seed | Name | NOC Code | Score | | Score | Seed | Name | NOC Code |
|------|------------------|----------|-----------|---|----------|------|-----------------|----------|
| 17 | SCHLOSSER Roland | AUT | 15 | - | 9 | 15 | MENENDEZ Javier | ESP |
| | | | V | | D | | | |

| Seed | Name | NOC Code | 1st | | | | | | | | | | | | 2nd | | | | | | | |
|------|------------------|----------|-----|---|---|---|---|---|---|---|---|---|---|---|-----|---|---|----|----|----|----|----|
| | | | 0 | 1 | 1 | 2 | 3 | 3 | 3 | 4 | 5 | 6 | 7 | 8 | 9 | 9 | 9 | 10 | 10 | 10 | 11 | 12 |
| 17 | SCHLOSSER Roland | AUT | 0 | 1 | 1 | 2 | 3 | 3 | 3 | 4 | 5 | 6 | 7 | 8 | 9 | 9 | 9 | 10 | 10 | 10 | 11 | 12 |
| 15 | MENENDEZ Javier | ESP | 1 | 1 | 2 | 2 | 2 | 3 | 4 | 4 | 4 | 4 | 4 | 4 | 4 | 5 | 6 | 6 | 7 | 8 | 8 | 8 |

| Seed | Name | NOC Code | 3rd | | | |
|------|------------------|----------|-----|----|----|----|
| | | | 13 | 14 | 14 | 15 |
| 17 | SCHLOSSER Roland | AUT | 13 | 14 | 14 | 15 |
| 15 | MENENDEZ Javier | ESP | 8 | 8 | 9 | 9 |

| Warnings and Penalties | Bout Time | Overtime | Warnings and Penalties |
|--|-----------|----------|------------------------|
| Yellow card: 1 | 7:08 | -- | Yellow card: 0 |
| Red card: 0 | | | Red card: 0 |
| Black card: 0 | | | Black card: 0 |
| Referee: ROTH Peter (GER) | | | |
| Assistant: KAPOSVARI Zsolt (HUN) | | | |
| Assistant: BOUNACHADA Ayach (CAN) | | | |

| | | | | | | |
|----------------|---------------------------|------------|----------------------------|------------|---------------------------|-----------------|
| Legend: | | | | | | |
| 1st | Result after first period | 2nd | Result after second period | 3rd | Result after third period | D Defeat |
| V | Victory | Y | Yellow | | | |



BOUT RESULTS

比赛成绩 (个人) / RÉSULTATS PAR COMBAT

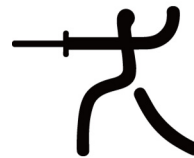
| | | | |
|------|---|-------|---|
| BOUT | 3 | PISTE | Y |
|------|---|-------|---|

| Seed | Name | NOC Code | Score | | Score | Seed | Name | NOC Code |
|------|-----------------|----------|-----------|---|----------|------|----------------|----------|
| 10 | MEINHARDT Gerek | USA | 15 | - | 3 | 24 | NAGATY Mostafa | EGY |
| | | | V | | D | | | |

| Seed | Name | NOC Code | 0 | 1 | 2 | 3 | 4 | 5 | 6 | 7 | 8 | 9 | 10 | 10 | 11 | 11 | 12 | 13 | 14 | 15 ^{1st} |
|------|-----------------|----------|---|---|---|---|---|---|---|---|---|---|----|----|----|----|----|----|----|-------------------|
| 10 | MEINHARDT Gerek | USA | 0 | 1 | 2 | 3 | 4 | 5 | 6 | 7 | 8 | 9 | 10 | 10 | 11 | 11 | 12 | 13 | 14 | 15 |
| 24 | NAGATY Mostafa | EGY | 1 | 1 | 1 | 1 | 1 | 1 | 1 | 1 | 1 | 1 | 1 | 2 | 2 | 3 | 3 | 3 | 3 | 3 |

| Warnings and Penalties | Bout Time | Overtime | Warnings and Penalties |
|--|-----------|----------|------------------------|
| Yellow card: 0 | 1:55 | -- | Yellow card: 0 |
| Red card: 0 | | | Red card: 0 |
| Black card: 0 | | | Black card: 0 |
| Referee: MILENCHEV Vasil (BUL) | | | |
| Assistant: ROTH Peter (GER) | | | |
| Assistant: BOUNACHADA Ayach (CAN) | | | |

| | | | | | | |
|----------------|---------------------------|------------|----------------------------|------------|---------------------------|-----------------|
| Legend: | | | | | | |
| 1st | Result after first period | 2nd | Result after second period | 3rd | Result after third period | D Defeat |
| V | Victory | Y | Yellow | | | |



BOUT RESULTS

CORRECTED

比赛成绩 (个人) / RÉSULTATS PAR COMBAT

| | | | |
|------|---|-------|---|
| BOUT | 7 | PISTE | Y |
|------|---|-------|---|

| Seed | Name | NOC Code | Score | | Score | Seed | Name | NOC Code |
|------|--------------------------|----------|----------|---|-----------|------|---------|----------|
| 26 | GONZALEZ VIAGGIO Alberto | ARG | 2 | - | 15 | 8 | ZHU Jun | CHN |
| | | | D | | V | | | |

| Seed | Name | NOC Code | 1st | | | | | | | | | | 2nd | | | | | | |
|------|--------------------------|----------|-----|---|---|---|---|---|---|---|---|---|-----|----|----|----|----|----|----|
| | | | 0 | 0 | 0 | 1 | 1 | 1 | 1 | 2 | 2 | 2 | 2 | 2 | 2 | 2 | 2 | | |
| 26 | GONZALEZ VIAGGIO Alberto | ARG | 0 | 0 | 0 | 1 | 1 | 1 | 1 | 2 | 2 | 2 | 2 | 2 | 2 | 2 | 2 | | |
| 8 | ZHU Jun | CHN | 1 | 2 | 3 | 3 | 4 | 5 | 6 | 6 | 7 | 8 | 9 | 10 | 11 | 12 | 13 | 14 | 15 |

| Warnings and Penalties | Bout Time | Overtime | Warnings and Penalties |
|---|-----------|----------|------------------------|
| Yellow card: 1 | 4:23 | -- | Yellow card: 0 |
| Red card: 0 | | | Red card: 0 |
| Black card: 0 | | | Black card: 0 |
| Referee: KAPOSVARI Zsolt (HUN) | | | |
| Assistant: MILENCHEV Vasil (BUL) | | | |
| Assistant: ROTH Peter (GER) | | | |

| | | | | | | |
|----------------|---------------------------|------------|----------------------------|------------|---------------------------|-----------------|
| Legend: | | | | | | |
| 1st | Result after first period | 2nd | Result after second period | 3rd | Result after third period | D Defeat |
| V | Victory | Y | Yellow | | | |



BOUT RESULTS

比赛成绩 (个人) / RÉSULTATS PAR COMBAT

| | | | |
|------|---|-------|---|
| BOUT | 4 | PISTE | R |
|------|---|-------|---|

| Seed | Name | NOC Code | Score | | Score | Seed | Name | NOC Code |
|------|--------------|----------|-------|---|-------|------|-------------|----------|
| 22 | LAU Kwok Kin | HKG | 6 | - | 15 | 11 | CHIDA Kenta | JPN |
| | | | D | | V | | | |

| | | 1st | | | | | | | | | | | | | | | | | | | | |
|----|--------------|-----|---|---|---|---|---|---|---|---|---|---|---|----|----|----|----|----|----|----|----|----|
| 22 | LAU Kwok Kin | HKG | 1 | 2 | 2 | 2 | 2 | 2 | 2 | 2 | 2 | 2 | 2 | 2 | 2 | 2 | 2 | 2 | 2 | 2 | | |
| 11 | CHIDA Kenta | JPN | 0 | 0 | 1 | 2 | 3 | 4 | 5 | 6 | 7 | 8 | 9 | 10 | 11 | 11 | 12 | 13 | 14 | 14 | 14 | 14 |

| | | 2nd | |
|----|--------------|-----|----|
| 22 | LAU Kwok Kin | HKG | 6 |
| 11 | CHIDA Kenta | JPN | 15 |

| Warnings and Penalties | Bout Time | Overtime | Warnings and Penalties |
|---------------------------------------|-----------|----------|------------------------|
| Yellow card: 1 | 4:21 | -- | Yellow card: 0 |
| Red card: 0 | | | Red card: 0 |
| Black card: 0 | | | Black card: 0 |
| Referee: EL ARABY Tamer Mohamed (EGY) | | | |
| Assistant: FLOREA Marius (ROU) | | | |
| Assistant: MAMEDOV Ilgar (RUS) | | | |

| | | | | | | |
|----------------|---------------------------|-----|----------------------------|-----|---------------------------|----------|
| Legend: | | | | | | |
| 1st | Result after first period | 2nd | Result after second period | 3rd | Result after third period | D Defeat |
| R | Red | V | Victory | | | |



BOUT RESULTS

比赛成绩 (个人) / RÉSULTATS PAR COMBAT

| | | | |
|------|---|-------|---|
| BOUT | 8 | PISTE | R |
|------|---|-------|---|

| Seed | Name | NOC Code | Score | | Score | Seed | Name | NOC Code |
|------|----------------|----------|-----------|---|----------|------|------------------|----------|
| 13 | MOCEK Slawomir | POL | 15 | - | 7 | 20 | PANCHAN Nontapat | THA |
| | | | V | | D | | | |

| Seed | Name | NOC Code | 1st | | | | | | | | | | 2nd | | | | | | | | | |
|------|------------------|----------|-----|---|---|---|---|---|---|---|---|----|-----|----|----|---|---|----|----|----|----|----|
| | | | 1 | 2 | 3 | 4 | 5 | 6 | 7 | 8 | 9 | 10 | 11 | 12 | 13 | | | | | | | |
| 13 | MOCEK Slawomir | POL | 1 | 1 | 1 | 2 | 3 | 3 | 4 | 5 | 6 | 7 | 7 | 7 | 7 | 8 | 9 | 10 | 11 | 12 | 12 | 13 |
| 20 | PANCHAN Nontapat | THA | 0 | 1 | 2 | 2 | 2 | 3 | 3 | 3 | 3 | 3 | 4 | 5 | 6 | 6 | 6 | 6 | 6 | 6 | 7 | 7 |

| Seed | Name | NOC Code | 3rd | |
|------|------------------|----------|-----|----|
| | | | 14 | 15 |
| 13 | MOCEK Slawomir | POL | 14 | 15 |
| 20 | PANCHAN Nontapat | THA | 7 | 7 |

| Warnings and Penalties | Bout Time | Overtime | Warnings and Penalties |
|------------------------------------|-----------|----------|------------------------|
| Yellow card: 0 | 7:29 | -- | Yellow card: 0 |
| Red card: 0 | | | Red card: 0 |
| Black card: 0 | | | Black card: 0 |
| Referee: TOURE Papa Khassoum (SEN) | | | |
| Assistant: FLOREA Marius (ROU) | | | |
| Assistant: MAMEDOV Ilgar (RUS) | | | |

| | | | | | | |
|----------------|---------------------------|-----|----------------------------|-----|---------------------------|----------|
| Legend: | | | | | | |
| 1st | Result after first period | 2nd | Result after second period | 3rd | Result after third period | D Defeat |
| R | Red | V | Victory | | | |



BOUT RESULTS

比赛成绩 (个人) / RÉSULTATS PAR COMBAT

| | | | |
|------|---|-------|---|
| BOUT | 5 | PISTE | B |
|------|---|-------|---|

| Seed | Name | NOC Code | Score | | Score | Seed | Name | NOC Code |
|------|-----------------------|----------|-------|---|-------|------|--------------|----------|
| 19 | ALI Lahoussine Xavier | MAR | 3 | - | 15 | 14 | GUYART Brice | FRA |
| | | | D | | V | | | |

| Seed | Name | NOC | 1st | | | | | | | | | | 2nd | | | | | | | |
|------|-----------------------|-----|-----|---|---|---|---|---|---|---|---|---|-----|----|----|----|----|----|----|----|
| | | | 0 | 1 | 1 | 1 | 1 | 1 | 1 | 1 | 1 | 1 | 1 | 1 | 1 | 2 | 3 | 3 | 3 | |
| 19 | ALI Lahoussine Xavier | MAR | 0 | 1 | 1 | 1 | 1 | 1 | 1 | 1 | 1 | 1 | 1 | 1 | 1 | 1 | 1 | 1 | 1 | |
| 14 | GUYART Brice | FRA | 1 | 1 | 2 | 3 | 4 | 5 | 6 | 7 | 8 | 9 | 10 | 11 | 12 | 13 | 13 | 13 | 14 | 15 |

| Warnings and Penalties | Bout Time | Overtime | Warnings and Penalties |
|----------------------------------|-----------|----------|------------------------|
| Yellow card: 1 | 3:55 | -- | Yellow card: 0 |
| Red card: 0 | | | Red card: 0 |
| Black card: 0 | | | Black card: 0 |
| Referee: LIU Yuntao (CHN) | | | |
| Assistant: HUSAIN Ali (KUW) | | | |
| Assistant: FINDLAY Douglas (USA) | | | |

| | | | | | | |
|----------------|---------------------------|-----|----------------------------|-----|---------------------------|--------|
| Legend: | | | | | | |
| 1st | Result after first period | 2nd | Result after second period | 3rd | Result after third period | B Blue |
| D | Defeat | V | Victory | | | |



BOUT RESULTS

比赛成绩 (个人) / RÉSULTATS PAR COMBAT

| | | | |
|------|---|-------|---|
| BOUT | 9 | PISTE | B |
|------|---|-------|---|

| Seed | Name | NOC Code | Score | | Score | Seed | Name | NOC Code |
|------|----------|----------|-----------|---|-----------|------|----------------|----------|
| 12 | OR Tomer | ISR | 10 | - | 11 | 21 | McGUIRE Joshua | CAN |
| | | | D | | V | | | |

| Seed | Name | NOC Code | 1st | | | | | | | | | | 2nd | | | | | 3rd | | | | | |
|------|----------------|----------|-----|---|---|---|---|---|---|---|---|---|-----|---|---|---|---|-----|----|----|----|----|----|
| | | | 1 | 2 | 3 | 3 | 3 | 3 | 3 | 3 | 4 | 5 | 6 | 7 | 7 | 8 | 8 | 9 | 10 | 10 | 10 | 10 | 10 |
| 12 | OR Tomer | ISR | 1 | 2 | 3 | 3 | 3 | 3 | 3 | 3 | 4 | 5 | 6 | 7 | 7 | 8 | 8 | 9 | 10 | 10 | 10 | 10 | |
| 21 | McGUIRE Joshua | CAN | 0 | 0 | 0 | 1 | 2 | 3 | 4 | 4 | 4 | 4 | 4 | 4 | 5 | 5 | 6 | 6 | 6 | 7 | 8 | 9 | 10 |

| OT | | | |
|----|----------------|-----|----|
| 12 | OR Tomer | ISR | 10 |
| 21 | McGUIRE Joshua | CAN | 11 |

| Warnings and Penalties | Bout Time | Overtime | Warnings and Penalties |
|---|-----------|----------|------------------------|
| Yellow card: 1 | 9:00 | 0:15 | Yellow card: 0 |
| Red card: 0 | | | Red card: 0 |
| Black card: 0 | | | Black card: 0 |
| Referee: CHOI Myung Jin (KOR) | | | |
| Assistant: LIU Yuntao (CHN) | | | |
| Assistant: FINDLAY Douglas (USA) | | | |

| | | | | | | |
|----------------|---------------------------|------------|----------------------------|------------|---------------------------|---------------|
| Legend: | | | | | | |
| 1st | Result after first period | 2nd | Result after second period | 3rd | Result after third period | B Blue |
| D | Defeat | OT | Overtime | V | Victory | |



BOUT RESULTS

比赛成绩 (个人) / RÉSULTATS PAR COMBAT

| | | | |
|------|---|-------|---|
| BOUT | 2 | PISTE | G |
|------|---|-------|---|

| Seed | Name | NOC Code | Score | | Score | Seed | Name | NOC Code |
|------|----------------|----------|-----------|---|----------|------|---------------------------|----------|
| 7 | CHOI Byungchul | KOR | 15 | - | 3 | 25 | AL HAMADI Khalid Issa A M | QAT |
| | | | V | | D | | | |

| Seed | Name | NOC | | | | | | | | | | | 1st | | 2nd | | | | | |
|------|---------------------------|-----|---|---|---|---|---|---|---|---|---|---|-----|----|-----|----|----|----|----|----|
| | | | 1 | 2 | 3 | 3 | 4 | 5 | 6 | 7 | 8 | 9 | 10 | 11 | 12 | 12 | 13 | 13 | 14 | 15 |
| 7 | CHOI Byungchul | KOR | 1 | 2 | 3 | 3 | 4 | 5 | 6 | 7 | 8 | 9 | 10 | 11 | 12 | 12 | 13 | 13 | 14 | 15 |
| 25 | AL HAMADI Khalid Issa A M | QAT | 0 | 0 | 0 | 1 | 1 | 1 | 1 | 1 | 1 | 1 | 1 | 1 | 1 | 2 | 2 | 3 | 3 | 3 |

| Warnings and Penalties | Bout Time | Overtime | Warnings and Penalties |
|--|-----------|----------|------------------------|
| Yellow card: 0 | 3:08 | -- | Yellow card: 0 |
| Red card: 0 | | | Red card: 0 |
| Black card: 0 | | | Black card: 0 |
| Referee: QIAO Min (CHN) | | | |
| Assistant: SIESTO Marco (ITA) | | | |
| Assistant: KASZUBOWSKI Adam (POL) | | | |

| | | | | | | |
|----------------|---------------------------|------------|----------------------------|------------|---------------------------|-----------------|
| Legend: | | | | | | |
| 1st | Result after first period | 2nd | Result after second period | 3rd | Result after third period | D Defeat |
| G | Green | V | Victory | | | |



BOUT RESULTS

比赛成绩 (个人) / RÉSULTATS PAR COMBAT

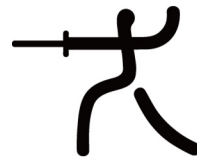
| | | | |
|------|---|-------|---|
| BOUT | 6 | PISTE | G |
|------|---|-------|---|

| Seed | Name | NOC Code | Score | | Score | Seed | Name | NOC Code |
|------|--------------------|----------|-------|---|-------|------|----------|----------|
| 23 | SOUZA Joao Antonio | BRA | 4 | - | 15 | 9 | OTA Yuki | JPN |
| | | | D | | V | | | |

| Seed | Name | NOC | 1st | | | | | | | | | | 2nd | | | | | | | | |
|------|--------------------|-----|-----|---|---|---|---|---|---|---|---|---|-----|----|----|----|----|----|----|----|----|
| | | | 0 | 1 | 2 | 3 | 4 | 5 | 6 | 7 | 8 | 9 | 10 | 11 | 12 | 13 | 14 | 15 | | | |
| 23 | SOUZA Joao Antonio | BRA | 0 | 0 | 0 | 0 | 0 | 0 | 1 | 1 | 1 | 1 | 1 | 1 | 2 | 2 | 3 | 3 | 3 | 4 | 4 |
| 9 | OTA Yuki | JPN | 1 | 2 | 3 | 4 | 5 | 6 | 6 | 7 | 8 | 9 | 10 | 11 | 11 | 12 | 12 | 13 | 14 | 14 | 15 |

| Warnings and Penalties | Bout Time | Overtime | Warnings and Penalties |
|-------------------------------|-----------|----------|------------------------|
| Yellow card: 0 | 4:10 | -- | Yellow card: 0 |
| Red card: 0 | | | Red card: 0 |
| Black card: 0 | | | Black card: 0 |
| Referee: CHU Shisheng (CHN) | | | |
| Assistant: SIESTO Marco (ITA) | | | |
| Assistant: QIAO Min (CHN) | | | |

| | | | | | | |
|----------------|---------------------------|-----|----------------------------|-----|---------------------------|----------|
| Legend: | | | | | | |
| 1st | Result after first period | 2nd | Result after second period | 3rd | Result after third period | D Defeat |
| G | Green | V | Victory | | | |



BOUT RESULTS

比赛成绩 (个人) / RÉSULTATS PAR COMBAT

| | | | |
|------|----|-------|---|
| BOUT | 10 | PISTE | G |
|------|----|-------|---|

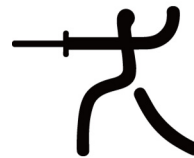
| Seed | Name | NOC Code | Score | | Score | Seed | Name | NOC Code |
|------|---------------|----------|-----------|---|----------|------|-----------------|----------|
| 16 | KRUSE Richard | GBR | 15 | - | 6 | 18 | SALISCAN Virgil | ROU |
| | | | V | | D | | | |

| | | 1st | | | | | | | | | | | | | | | | | | | | |
|----|-----------------|-----|---|---|---|---|---|---|---|---|---|---|---|---|---|----|----|----|----|----|----|----|
| 16 | KRUSE Richard | GBR | 0 | 1 | 2 | 3 | 4 | 5 | 6 | 6 | 6 | 7 | 8 | 8 | 9 | 10 | 11 | 11 | 11 | 12 | 13 | 14 |
| 18 | SALISCAN Virgil | ROU | 1 | 1 | 1 | 1 | 1 | 1 | 1 | 2 | 3 | 3 | 3 | 4 | 4 | 4 | 4 | 5 | 6 | 6 | 6 | 6 |

| | | 2nd | |
|----|-----------------|-----|----|
| 16 | KRUSE Richard | GBR | 15 |
| 18 | SALISCAN Virgil | ROU | 6 |

| Warnings and Penalties | Bout Time | Overtime | Warnings and Penalties |
|--|-----------|----------|------------------------|
| Yellow card: 0 | 5:33 | -- | Yellow card: 0 |
| Red card: 0 | | | Red card: 0 |
| Black card: 0 | | | Black card: 0 |
| Referee: KASZUBOWSKI Adam (POL) | | | |
| Assistant: CHU Shisheng (CHN) | | | |
| Assistant: QIAO Min (CHN) | | | |

| | | | | | | |
|----------------|---------------------------|------------|----------------------------|------------|---------------------------|-----------------|
| Legend: | | | | | | |
| 1st | Result after first period | 2nd | Result after second period | 3rd | Result after third period | D Defeat |
| G | Green | V | Victory | | | |



BOUT RESULTS

比赛成绩 (个人) / RÉSULTATS PAR COMBAT

| | | | |
|------|----|-------|---|
| BOUT | 11 | PISTE | Y |
|------|----|-------|---|

| Seed | Name | NOC Code | Score | | Score | Seed | Name | NOC Code |
|------|----------------|----------|-----------|---|----------|------|------------------|----------|
| 2 | CASSARA Andrea | ITA | 15 | - | 8 | 17 | SCHLOSSER Roland | AUT |
| | | | V | | D | | | |

| | | 1st | | | | | | | | | | | | | | | | | | | | |
|----|------------------|-----|---|---|---|---|---|---|---|---|---|---|---|---|---|---|---|---|----|----|----|----|
| 2 | CASSARA Andrea | ITA | 0 | 1 | 2 | 3 | 3 | 3 | 4 | 5 | 6 | 7 | 7 | 8 | 8 | 8 | 8 | 9 | 10 | 11 | 12 | 12 |
| 17 | SCHLOSSER Roland | AUT | 1 | 1 | 1 | 1 | 2 | 3 | 3 | 3 | 3 | 3 | 4 | 4 | 5 | 6 | 7 | 7 | 7 | 7 | 7 | 8 |

| | | 2nd | | | |
|----|------------------|-----|----|----|----|
| 2 | CASSARA Andrea | ITA | 13 | 14 | 15 |
| 17 | SCHLOSSER Roland | AUT | 8 | 8 | 8 |

| Warnings and Penalties | Bout Time | Overtime | Warnings and Penalties |
|---|-----------|----------|------------------------|
| Yellow card: 1 | 3:47 | -- | Yellow card: 0 |
| Red card: 0 | | | Red card: 0 |
| Black card: 0 | | | Black card: 0 |
| Referee: HUSAIN Ali (KUW) | | | |
| Assistant: TOURE Papa Khassoum (SEN) | | | |
| Assistant: ROTH Peter (GER) | | | |

| | | | | | | |
|----------------|---------------------------|------------|----------------------------|------------|---------------------------|-----------------|
| Legend: | | | | | | |
| 1st | Result after first period | 2nd | Result after second period | 3rd | Result after third period | D Defeat |
| V | Victory | Y | Yellow | | | |



BOUT RESULTS

比赛成绩 (个人) / RÉSULTATS PAR COMBAT

| | | | |
|------|----|-------|---|
| BOUT | 15 | PISTE | Y |
|------|----|-------|---|

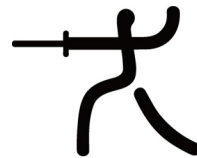
| Seed | Name | NOC Code | Score | | Score | Seed | Name | NOC Code |
|------|-----------------|----------|-------|---|-------|------|---------|----------|
| 10 | MEINHARDT Gerek | USA | 9 | - | 15 | 8 | ZHU Jun | CHN |
| | | | D | | V | | | |

| | | 1st | | | | | | | | | | | | | | | | | | | | |
|----|-----------------|-----|---|---|---|---|---|---|---|---|---|---|---|---|---|---|---|---|---|----|----|----|
| 10 | MEINHARDT Gerek | USA | 0 | 1 | 1 | 2 | 3 | 3 | 3 | 3 | 4 | 5 | 5 | 5 | 6 | 6 | 7 | 8 | 8 | 8 | 8 | 8 |
| 8 | ZHU Jun | CHN | 1 | 1 | 2 | 2 | 2 | 3 | 4 | 5 | 5 | 5 | 6 | 7 | 7 | 8 | 8 | 8 | 9 | 10 | 11 | 12 |

| | | 2nd | | | | |
|----|-----------------|-----|----|----|----|----|
| 10 | MEINHARDT Gerek | USA | 9 | 9 | 9 | 9 |
| 8 | ZHU Jun | CHN | 12 | 13 | 14 | 15 |

| Warnings and Penalties | Bout Time | Overtime | Warnings and Penalties |
|--------------------------------------|-----------|----------|------------------------|
| Yellow card: 1 | 4:57 | -- | Yellow card: 0 |
| Red card: 0 | | | Red card: 0 |
| Black card: 0 | | | Black card: 0 |
| Referee: KASZUBOWSKI Adam (POL) | | | |
| Assistant: TOURE Papa Khassoum (SEN) | | | |
| Assistant: ROTH Peter (GER) | | | |

| | | | | | | |
|----------------|---------------------------|-----|----------------------------|-----|---------------------------|----------|
| Legend: | | | | | | |
| 1st | Result after first period | 2nd | Result after second period | 3rd | Result after third period | D Defeat |
| V | Victory | Y | Yellow | | | |



BOUT RESULTS

比赛成绩 (个人) / RÉSULTATS PAR COMBAT

| | | | |
|------|----|-------|---|
| BOUT | 12 | PISTE | R |
|------|----|-------|---|

| Seed | Name | NOC Code | Score | | Score | Seed | Name | NOC Code |
|------|---------------------------|----------|-----------|---|-----------|------|-------------|----------|
| 5 | KLEIBRINK Benjamin Philip | GER | 15 | - | 10 | 11 | CHIDA Kenta | JPN |
| | | | V | | D | | | |

| Seed | Name | NOC Code | 1st | | | | | | | | | | 2nd | | | | | | | | | |
|------|---------------------------|----------|-----|---|---|---|---|---|---|---|---|---|-----|---|----|----|----|----|----|----|----|---|
| | | | 1 | 2 | 3 | 4 | 4 | 4 | 5 | 5 | 6 | 7 | 8 | 9 | 10 | 11 | 11 | 12 | 12 | 12 | 13 | |
| 5 | KLEIBRINK Benjamin Philip | GER | 1 | 2 | 3 | 4 | 4 | 4 | 5 | 5 | 6 | 7 | 8 | 9 | 10 | 11 | 11 | 12 | 12 | 12 | 13 | |
| 11 | CHIDA Kenta | JPN | 0 | 0 | 0 | 0 | 1 | 2 | 2 | 3 | 3 | 3 | 3 | 3 | 3 | 3 | 4 | 4 | 5 | 6 | 7 | 7 |

| Seed | Name | NOC Code | 3rd | | | | |
|------|---------------------------|----------|-----|----|----|----|----|
| | | | 13 | 13 | 14 | 14 | 15 |
| 5 | KLEIBRINK Benjamin Philip | GER | 13 | 13 | 14 | 14 | 15 |
| 11 | CHIDA Kenta | JPN | 8 | 9 | 9 | 10 | 10 |

| Warnings and Penalties | Bout Time | Overtime | Warnings and Penalties |
|-----------------------------------|-----------|----------|------------------------|
| Yellow card: 0 | 7:41 | -- | Yellow card: 0 |
| Red card: 0 | | | Red card: 0 |
| Black card: 0 | | | Black card: 0 |
| Referee: SIESTO Marco (ITA) | | | |
| Assistant: MILENCHEV Vasil (BUL) | | | |
| Assistant: BOUNACHADA Ayach (CAN) | | | |

| | | | | | | |
|----------------|---------------------------|-----|----------------------------|-----|---------------------------|----------|
| Legend: | | | | | | |
| 1st | Result after first period | 2nd | Result after second period | 3rd | Result after third period | D Defeat |
| R | Red | V | Victory | | | |



BOUT RESULTS

比赛成绩 (个人) / RÉSULTATS PAR COMBAT

| | | | |
|------|----|-------|---|
| BOUT | 16 | PISTE | R |
|------|----|-------|---|

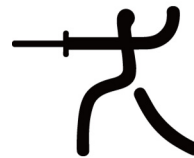
| Seed | Name | NOC Code | Score | | Score | Seed | Name | NOC Code |
|------|----------------|----------|----------|---|-----------|------|-----------|----------|
| 13 | MOCEK Slawomir | POL | 8 | - | 15 | 4 | LEI Sheng | CHN |
| | | | D | | V | | | |

| | | | 1st | | | | | | | | | | | | | | | | | | | | |
|----|----------------|-----|-----|---|---|---|---|---|---|---|---|---|---|---|----|----|----|----|----|----|----|----|---|
| 13 | MOCEK Slawomir | POL | 0 | 0 | 1 | 1 | 2 | 3 | 3 | 3 | 3 | 3 | 3 | 3 | 3 | 3 | 4 | 5 | 5 | 5 | 5 | 5 | 6 |
| 4 | LEI Sheng | CHN | 1 | 2 | 2 | 3 | 3 | 3 | 4 | 5 | 6 | 7 | 8 | 9 | 10 | 10 | 10 | 11 | 12 | 13 | 14 | 14 | |

| | | | 2nd | | |
|----|----------------|-----|-----|----|----|
| 13 | MOCEK Slawomir | POL | 7 | 8 | 8 |
| 4 | LEI Sheng | CHN | 14 | 14 | 15 |

| Warnings and Penalties | Bout Time | Overtime | Warnings and Penalties |
|--|-----------|----------|------------------------|
| Yellow card: 0 | 3:46 | -- | Yellow card: 0 |
| Red card: 0 | | | Red card: 0 |
| Black card: 0 | | | Black card: 0 |
| Referee: EL ARABY Tamer Mohamed (EGY) | | | |
| Assistant: MILENCHEV Vasil (BUL) | | | |
| Assistant: BOUNACHADA Ayach (CAN) | | | |

| | | | | | | |
|----------------|---------------------------|------------|----------------------------|------------|---------------------------|-----------------|
| Legend: | | | | | | |
| 1st | Result after first period | 2nd | Result after second period | 3rd | Result after third period | D Defeat |
| R | Red | V | Victory | | | |



BOUT RESULTS

比赛成绩 (个人) / RÉSULTATS PAR COMBAT

| | | | |
|------|----|-------|---|
| BOUT | 13 | PISTE | B |
|------|----|-------|---|

| Seed | Name | NOC Code | Score | | Score | Seed | Name | NOC Code |
|------|-------------------|----------|-----------|---|-----------|------|--------------|----------|
| 3 | le PECHOUX Erwann | FRA | 15 | - | 10 | 14 | GUYART Brice | FRA |
| | | | V | | D | | | |

| Seed | Name | NOC Code | 1st | | | | | 2nd | | | | | | | | | | | | | | |
|------|-------------------|----------|-----|---|---|---|---|-----|---|---|---|----|----|----|----|----|----|----|----|----|----|---|
| | | | 1 | 2 | 3 | 4 | 5 | 6 | 7 | 8 | 9 | 10 | 11 | 12 | 13 | 14 | 15 | | | | | |
| 3 | le PECHOUX Erwann | FRA | 1 | 1 | 2 | 3 | 3 | 4 | 4 | 5 | 6 | 7 | 8 | 9 | 9 | 10 | 10 | 10 | 11 | 12 | 12 | |
| 14 | GUYART Brice | FRA | 0 | 1 | 1 | 1 | 2 | 2 | 3 | 3 | 3 | 3 | 3 | 3 | 4 | 5 | 5 | 6 | 7 | 7 | 7 | 8 |

| Seed | Name | NOC Code | 3rd | | | | |
|------|-------------------|----------|-----|----|----|----|----|
| | | | 13 | 14 | 15 | 16 | 17 |
| 3 | le PECHOUX Erwann | FRA | 13 | 13 | 14 | 14 | 15 |
| 14 | GUYART Brice | FRA | 8 | 9 | 9 | 10 | 10 |

| Warnings and Penalties | Bout Time | Overtime | Warnings and Penalties |
|---------------------------------|-----------|----------|------------------------|
| Yellow card: 0 | 8:59 | -- | Yellow card: 1 |
| Red card: 0 | | | Red card: 1 |
| Black card: 0 | | | Black card: 0 |
| Referee: FINDLAY Douglas (USA) | | | |
| Assistant: CHOI Myung Jin (KOR) | | | |
| Assistant: MAMEDOV Ilgar (RUS) | | | |

| | | | | | | |
|----------------|---------------------------|------------|----------------------------|------------|---------------------------|---------------|
| Legend: | | | | | | |
| 1st | Result after first period | 2nd | Result after second period | 3rd | Result after third period | B Blue |
| D | Defeat | V | Victory | | | |



BOUT RESULTS

比赛成绩 (个人) / RÉSULTATS PAR COMBAT

| | | | |
|------|----|-------|---|
| BOUT | 17 | PISTE | B |
|------|----|-------|---|

| Seed | Name | NOC Code | Score | | Score | Seed | Name | NOC Code |
|------|----------------|----------|-------|---|-------|------|-----------------|----------|
| 21 | McGUIRE Joshua | CAN | 3 | - | 15 | 6 | SANZO Salvatore | ITA |
| | | | D | | V | | | |

| Seed | Name | NOC | 1st | | | | | | | | | | 2nd | | | | | | | |
|------|-----------------|-----|-----|---|---|---|---|---|---|---|---|---|-----|----|----|----|----|----|----|----|
| | | | 0 | 1 | 2 | 3 | 4 | 5 | 6 | 7 | 8 | 9 | 10 | 11 | 12 | 13 | 14 | 15 | | |
| 21 | McGUIRE Joshua | CAN | 0 | 0 | 0 | 0 | 1 | 1 | 2 | 2 | 2 | 2 | 2 | 2 | 3 | 3 | 3 | 3 | 3 | |
| 6 | SANZO Salvatore | ITA | 1 | 2 | 3 | 4 | 4 | 5 | 5 | 6 | 7 | 8 | 9 | 10 | 11 | 11 | 12 | 13 | 14 | 15 |

| Warnings and Penalties | Bout Time | Overtime | Warnings and Penalties |
|---------------------------------|-----------|----------|------------------------|
| Yellow card: 0 | 4:46 | -- | Yellow card: 0 |
| Red card: 0 | | | Red card: 0 |
| Black card: 0 | | | Black card: 0 |
| Referee: LIU Yuntao (CHN) | | | |
| Assistant: CHOI Myung Jin (KOR) | | | |
| Assistant: MAMEDOV Ilgar (RUS) | | | |

| | | | | | | |
|----------------|---------------------------|-----|----------------------------|-----|---------------------------|--------|
| Legend: | | | | | | |
| 1st | Result after first period | 2nd | Result after second period | 3rd | Result after third period | B Blue |
| D | Defeat | V | Victory | | | |



BOUT RESULTS

比赛成绩 (个人) / RÉSULTATS PAR COMBAT

| | | | |
|------|----|-------|---|
| BOUT | 14 | PISTE | G |
|------|----|-------|---|

| Seed | Name | NOC Code | Score | | Score | Seed | Name | NOC Code |
|------|----------------|----------|-----------|---|-----------|------|----------|----------|
| 7 | CHOI Byungchul | KOR | 14 | - | 15 | 9 | OTA Yuki | JPN |
| | | | D | | V | | | |

| 1st | | | | | | | | | | | | | 2nd | | | | | | | | | |
|-----|----------------|-----|---|---|---|---|---|---|---|---|---|---|-----|---|---|---|---|---|----|----|----|----|
| 7 | CHOI Byungchul | KOR | 0 | 1 | 1 | 1 | 1 | 1 | 2 | 3 | 4 | 5 | 6 | 6 | 6 | 6 | 7 | 7 | 8 | 9 | 10 | |
| 9 | OTA Yuki | JPN | 1 | 1 | 2 | 3 | 4 | 5 | 5 | 5 | 5 | 5 | 5 | 6 | 7 | 8 | 9 | 9 | 10 | 10 | 10 | 10 |

| 3rd | | | | | | | | | | | | |
|-----|----------------|-----|----|----|----|----|----|----|----|----|----|----|
| 7 | CHOI Byungchul | KOR | 10 | 10 | 10 | 11 | 12 | 13 | 14 | 14 | 14 | 14 |
| 9 | OTA Yuki | JPN | 11 | 12 | 13 | 13 | 13 | 13 | 13 | 14 | 15 | |

| Warnings and Penalties | Bout Time | Overtime | Warnings and Penalties |
|--------------------------------|-----------|----------|------------------------|
| Yellow card: 1 | 8:18 | -- | Yellow card: 0 |
| Red card: 1 | | | Red card: 0 |
| Black card: 0 | | | Black card: 0 |
| Referee: KAPOSVARI Zsolt (HUN) | | | |
| Assistant: QIAO Min (CHN) | | | |
| Assistant: FLOREA Marius (ROU) | | | |

| | | | | | | |
|----------------|---------------------------|------------|----------------------------|------------|---------------------------|-----------------|
| Legend: | | | | | | |
| 1st | Result after first period | 2nd | Result after second period | 3rd | Result after third period | D Defeat |
| G | Green | V | Victory | | | |



BOUT RESULTS

比赛成绩 (个人) / RÉSULTATS PAR COMBAT

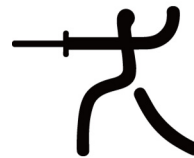
| | | | |
|------|----|-------|---|
| BOUT | 18 | PISTE | G |
|------|----|-------|---|

| Seed | Name | NOC Code | Score | | Score | Seed | Name | NOC Code |
|------|---------------|----------|----------|---|-----------|------|---------------|----------|
| 16 | KRUSE Richard | GBR | 9 | - | 10 | 1 | JOPPICH Peter | GER |
| | | | D | | V | | | |

| Seed | Name | NOC | 1st | | | | | | | | | | 2nd | | | | | 3rd | | OT | |
|------|---------------|-----|-----|---|---|---|---|---|---|---|---|---|-----|---|---|---|---|-----|---|----|----|
| | | | 0 | 1 | 2 | 2 | 2 | 2 | 2 | 3 | 3 | 4 | 5 | 5 | 6 | 6 | 7 | 7 | 8 | 9 | 9 |
| 16 | KRUSE Richard | GBR | 0 | 1 | 2 | 2 | 2 | 2 | 2 | 3 | 3 | 4 | 5 | 5 | 6 | 6 | 7 | 7 | 8 | 9 | 9 |
| 1 | JOPPICH Peter | GER | 1 | 1 | 1 | 2 | 3 | 4 | 5 | 5 | 6 | 6 | 6 | 7 | 7 | 8 | 8 | 9 | 9 | 9 | 10 |

| Warnings and Penalties | Bout Time | Overtime | Warnings and Penalties |
|---------------------------------------|-----------|----------|------------------------|
| Yellow card: 0 | 9:00 | 0:54 | Yellow card: 0 |
| Red card: 0 | | | Red card: 0 |
| Black card: 0 | | | Black card: 0 |
| Referee: CHU Shisheng (CHN) | | | |
| Assistant: QIAO Min (CHN) | | | |
| Assistant: FLOREA Marius (ROU) | | | |

| | | | | | | |
|----------------|---------------------------|------------|----------------------------|------------|---------------------------|-----------------|
| Legend: | | | | | | |
| 1st | Result after first period | 2nd | Result after second period | 3rd | Result after third period | D Defeat |
| G | Green | OT | Overtime | V | Victory | |



BOUT RESULTS

比赛成绩 (个人) / RÉSULTATS PAR COMBAT

| | | | |
|------|----|-------|---|
| BOUT | 19 | PISTE | Y |
|------|----|-------|---|

| Seed | Name | NOC Code | Score | | Score | Seed | Name | NOC Code |
|------|----------------|----------|-----------|---|-----------|------|---------|----------|
| 2 | CASSARA Andrea | ITA | 14 | - | 15 | 8 | ZHU Jun | CHN |
| | | | D | | V | | | |

| | | 1st | | | | | | | | | | | | | | | | | | | | |
|------|----------------|----------|---|---|---|---|---|---|---|---|---|---|---|---|---|---|---|---|---|---|----|----|
| Seed | Name | NOC Code | 1 | 1 | 2 | 3 | 3 | 4 | 4 | 4 | 5 | 6 | 7 | 7 | 8 | 8 | 9 | 9 | 9 | 9 | 10 | 10 |
| 2 | CASSARA Andrea | ITA | 1 | 1 | 2 | 3 | 3 | 4 | 4 | 4 | 5 | 6 | 7 | 7 | 8 | 8 | 9 | 9 | 9 | 9 | 10 | 10 |
| 8 | ZHU Jun | CHN | 0 | 1 | 1 | 1 | 2 | 2 | 3 | 4 | 4 | 4 | 4 | 5 | 5 | 6 | 6 | 7 | 8 | 9 | 9 | 10 |

| | | 2nd | | | | | | | | | | | | | |
|------|----------------|----------|----|----|----|----|----|----|----|----|----|--|--|--|--|
| Seed | Name | NOC Code | 11 | 12 | 12 | 13 | 13 | 14 | 14 | 14 | 14 | | | | |
| 2 | CASSARA Andrea | ITA | 11 | 12 | 12 | 13 | 13 | 14 | 14 | 14 | 14 | | | | |
| 8 | ZHU Jun | CHN | 10 | 10 | 11 | 11 | 12 | 12 | 13 | 14 | 15 | | | | |

| Warnings and Penalties | Bout Time | Overtime | Warnings and Penalties |
|--|-----------|----------|------------------------|
| Yellow card: 1 | 5:33 | -- | Yellow card: 0 |
| Red card: 0 | | | Red card: 0 |
| Black card: 0 | | | Black card: 0 |
| Referee: CHOI Myung Jin (KOR) | | | |
| Assistant: BOUNACHADA Ayach (CAN) | | | |
| Assistant: FINDLAY Douglas (USA) | | | |

| | | | | | | |
|----------------|---------------------------|------------|----------------------------|------------|---------------------------|-----------------|
| Legend: | | | | | | |
| 1st | Result after first period | 2nd | Result after second period | 3rd | Result after third period | D Defeat |
| V | Victory | Y | Yellow | | | |



BOUT RESULTS

比赛成绩 (个人) / RÉSULTATS PAR COMBAT

| | | | |
|------|----|-------|---|
| BOUT | 20 | PISTE | R |
|------|----|-------|---|

| Seed | Name | NOC Code | Score | | Score | Seed | Name | NOC Code |
|------|---------------------------|----------|-----------|---|----------|------|-----------|----------|
| 5 | KLEIBRINK Benjamin Philip | GER | 15 | - | 7 | 4 | LEI Sheng | CHN |
| | | | V | | D | | | |

| | | 1st | | | | | | | | | | | | | | | | | | | | |
|---|---------------------------|-----|---|---|---|---|---|---|---|---|---|---|---|---|---|---|----|----|----|----|----|----|
| 5 | KLEIBRINK Benjamin Philip | GER | 1 | 1 | 2 | 2 | 3 | 4 | 5 | 5 | 5 | 6 | 7 | 8 | 8 | 9 | 10 | 11 | 12 | 12 | 13 | 13 |
| 4 | LEI Sheng | CHN | 0 | 1 | 1 | 2 | 2 | 2 | 2 | 3 | 4 | 4 | 4 | 4 | 5 | 5 | 5 | 5 | 5 | 6 | 6 | 7 |

| | | 2nd | | |
|---|---------------------------|-----|----|----|
| 5 | KLEIBRINK Benjamin Philip | GER | 14 | 15 |
| 4 | LEI Sheng | CHN | 7 | 7 |

| Warnings and Penalties | Bout Time | Overtime | Warnings and Penalties |
|---|-----------|----------|------------------------|
| Yellow card: 1 | 4:07 | -- | Yellow card: 0 |
| Red card: 1 | | | Red card: 0 |
| Black card: 0 | | | Black card: 0 |
| Referee: KAPOSVARI Zsolt (HUN) | | | |
| Assistant: MILENCHEV Vasil (BUL) | | | |
| Assistant: MAMEDOV Ilgar (RUS) | | | |

| | | | | | | |
|----------------|---------------------------|------------|----------------------------|------------|---------------------------|-----------------|
| Legend: | | | | | | |
| 1st | Result after first period | 2nd | Result after second period | 3rd | Result after third period | D Defeat |
| R | Red | V | Victory | | | |



BOUT RESULTS

比赛成绩 (个人) / RÉSULTATS PAR COMBAT

| | | | |
|------|----|-------|---|
| BOUT | 21 | PISTE | B |
|------|----|-------|---|

| Seed | Name | NOC Code | Score | | Score | Seed | Name | NOC Code |
|------|-------------------|----------|----------|---|-----------|------|-----------------|----------|
| 3 | le PECHOUX Erwann | FRA | 9 | - | 10 | 6 | SANZO Salvatore | ITA |
| | | | D | | V | | | |

| Seed | Name | NOC Code | 1st | | | | | 2nd | | | | | 3rd | | OT | |
|------|-------------------|----------|-----|---|---|---|---|-----|---|---|---|---|-----|---|----|----|
| | | | 1 | 2 | 3 | 3 | 3 | 4 | 4 | 5 | 5 | 5 | 5 | 6 | 9 | 9 |
| 3 | le PECHOUX Erwann | FRA | 1 | 2 | 3 | 3 | 3 | 4 | 4 | 5 | 5 | 5 | 5 | 6 | 9 | 9 |
| 6 | SANZO Salvatore | ITA | 0 | 0 | 0 | 1 | 2 | 2 | 3 | 3 | 4 | 5 | 6 | 7 | 7 | 10 |

| Warnings and Penalties | Bout Time | Overtime | Warnings and Penalties |
|---|-----------|----------|------------------------|
| Yellow card: 1 | 9:00 | 0:20 | Yellow card: 1 |
| Red card: 0 | | | Red card: 0 |
| Black card: 0 | | | Black card: 0 |
| Referee: CHU Shisheng (CHN) | | | |
| Assistant: TOURE Papa Khassoum (SEN) | | | |
| Assistant: LIU Yuntao (CHN) | | | |

| | | | | | | |
|----------------|---------------------------|------------|----------------------------|------------|---------------------------|---------------|
| Legend: | | | | | | |
| 1st | Result after first period | 2nd | Result after second period | 3rd | Result after third period | B Blue |
| D | Defeat | OT | Overtime | V | Victory | |



BOUT RESULTS

比赛成绩 (个人) / RÉSULTATS PAR COMBAT

| | | | |
|------|----|-------|---|
| BOUT | 22 | PISTE | G |
|------|----|-------|---|

| Seed | Name | NOC Code | Score | | Score | Seed | Name | NOC Code |
|------|----------|----------|-----------|---|-----------|------|---------------|----------|
| 9 | OTA Yuki | JPN | 15 | - | 12 | 1 | JOPPICH Peter | GER |
| | | | V | | D | | | |

| | | 1st | | | | | | | | | | | | | | | | | | | | | |
|------|---------------|----------|---|---|---|---|---|---|---|---|---|---|---|---|---|---|---|---|---|---|----|----|----|
| Seed | Name | NOC Code | 0 | 1 | 1 | 1 | 2 | 3 | 4 | 4 | 4 | 4 | 4 | 5 | 5 | 6 | 7 | 7 | 8 | 8 | 9 | 9 | 10 |
| 9 | OTA Yuki | JPN | 0 | 1 | 1 | 1 | 2 | 3 | 4 | 4 | 4 | 4 | 5 | 5 | 6 | 7 | 7 | 8 | 8 | 9 | 9 | 10 | |
| 1 | JOPPICH Peter | GER | 1 | 1 | 2 | 3 | 3 | 3 | 3 | 4 | 5 | 6 | 6 | 7 | 7 | 7 | 8 | 8 | 9 | 9 | 10 | 10 | |

| | | 2nd | | | | | | | |
|------|---------------|----------|----|----|----|----|----|----|----|
| Seed | Name | NOC Code | 11 | 12 | 12 | 13 | 14 | 14 | 15 |
| 9 | OTA Yuki | JPN | 11 | 12 | 12 | 13 | 14 | 14 | 15 |
| 1 | JOPPICH Peter | GER | 10 | 10 | 11 | 11 | 11 | 12 | 12 |

| Warnings and Penalties | Bout Time | Overtime | Warnings and Penalties |
|---------------------------------|-----------|----------|------------------------|
| Yellow card: 1 | 5:27 | -- | Yellow card: 1 |
| Red card: 0 | | | Red card: 1 |
| Black card: 0 | | | Black card: 0 |
| Referee: KASZUBOWSKI Adam (POL) | | | |
| Assistant: FLOREA Marius (ROU) | | | |
| Assistant: QIAO Min (CHN) | | | |

| | | | | | | |
|----------------|---------------------------|------------|----------------------------|------------|---------------------------|-----------------|
| Legend: | | | | | | |
| 1st | Result after first period | 2nd | Result after second period | 3rd | Result after third period | D Defeat |
| G | Green | V | Victory | | | |



BOUT RESULTS

比赛成绩 (个人) / RÉSULTATS PAR COMBAT

| | | | |
|------|----|-------|---|
| BOUT | 23 | PISTE | A |
|------|----|-------|---|

| Seed | Name | NOC Code | Score | | Score | Seed | Name | NOC Code |
|------|---------|----------|-------|---|-------|------|---------------------------|----------|
| 8 | ZHU Jun | CHN | 4 | - | 15 | 5 | KLEIBRINK Benjamin Philip | GER |
| | | | D | | V | | | |

| Seed | Name | NOC | 1st | | | | | | | | | | 2nd | | | | | | | |
|------|---------------------------|-----|-----|---|---|---|---|---|---|---|---|----|-----|----|----|----|----|----|----|----|
| | | | 1 | 2 | 3 | 4 | 5 | 6 | 7 | 8 | 9 | 10 | 11 | 12 | 13 | 14 | 15 | | | |
| 8 | ZHU Jun | CHN | 1 | 1 | 1 | 1 | 1 | 2 | 2 | 2 | 2 | 2 | 2 | 2 | 2 | 3 | 4 | 4 | 4 | 4 |
| 5 | KLEIBRINK Benjamin Philip | GER | 0 | 1 | 2 | 3 | 4 | 4 | 5 | 6 | 7 | 8 | 9 | 10 | 11 | 12 | 12 | 13 | 14 | 15 |

| Warnings and Penalties | Bout Time | Overtime | Warnings and Penalties |
|----------------------------------|-----------|----------|------------------------|
| Yellow card: 0 | 4:29 | -- | Yellow card: 1 |
| Red card: 0 | | | Red card: 0 |
| Black card: 0 | | | Black card: 0 |
| Referee: KASZUBOWSKI Adam (POL) | | | |
| Assistant: HUSAIN Ali (KUW) | | | |
| Assistant: FINDLAY Douglas (USA) | | | |

| | | | | | | |
|----------------|---------------------------|-----|----------------------------|-----|---------------------------|---------|
| Legend: | | | | | | |
| 1st | Result after first period | 2nd | Result after second period | 3rd | Result after third period | A Final |
| D | Defeat | V | Victory | | | |



BOUT RESULTS

比赛成绩 (个人) / RÉSULTATS PAR COMBAT

| | | | |
|------|----|-------|---|
| BOUT | 24 | PISTE | A |
|------|----|-------|---|

| Seed | Name | NOC Code | Score | | Score | Seed | Name | NOC Code |
|------|-----------------|----------|-----------|---|-----------|------|----------|----------|
| 6 | SANZO Salvatore | ITA | 14 | - | 15 | 9 | OTA Yuki | JPN |
| | | | D | | V | | | |

| | | 1st | | | | | | | | | | | | | | | | | | | | |
|---|-----------------|-----|---|---|---|---|---|---|---|---|---|---|---|---|---|---|---|---|---|---|----|----|
| 6 | SANZO Salvatore | ITA | 1 | 1 | 1 | 1 | 1 | 1 | 2 | 3 | 4 | 5 | 5 | 5 | 6 | 7 | 7 | 7 | 8 | 8 | 9 | 10 |
| 9 | OTA Yuki | JPN | 0 | 1 | 2 | 3 | 4 | 5 | 5 | 5 | 5 | 5 | 5 | 6 | 7 | 7 | 7 | 8 | 9 | 9 | 10 | 10 |

| | | 2nd | | | | | | | 3rd | | |
|---|-----------------|-----|----|----|----|----|----|----|-----|----|----|
| 6 | SANZO Salvatore | ITA | 11 | 11 | 12 | 12 | 13 | 13 | 14 | 14 | 14 |
| 9 | OTA Yuki | JPN | 10 | 11 | 11 | 12 | 12 | 13 | 13 | 14 | 15 |

| Warnings and Penalties | Bout Time | Overtime | Warnings and Penalties |
|-----------------------------------|-----------|----------|------------------------|
| Yellow card: 0 | 7:12 | -- | Yellow card: 1 |
| Red card: 0 | | | Red card: 0 |
| Black card: 0 | | | Black card: 0 |
| Referee: CHOI Myung Jin (KOR) | | | |
| Assistant: BOUNACHADA Ayach (CAN) | | | |
| Assistant: MAMEDOV Ilgar (RUS) | | | |

| | | | | | | |
|----------------|---------------------------|------------|----------------------------|------------|---------------------------|----------------|
| Legend: | | | | | | |
| 1st | Result after first period | 2nd | Result after second period | 3rd | Result after third period | A Final |
| D | Defeat | V | Victory | | | |



BOUT RESULTS

比赛成绩 (个人) / RÉSULTATS PAR COMBAT

| | | | |
|------|----|-------|---|
| BOUT | 26 | PISTE | A |
|------|----|-------|---|

| Seed | Name | NOC Code | Score | | Score | Seed | Name | NOC Code |
|------|---------------------------|----------|-----------|---|----------|------|----------|----------|
| 5 | KLEIBRINK Benjamin Philip | GER | 15 | - | 9 | 9 | OTA Yuki | JPN |
| | | | V | | D | | | |

| Seed | Name | NOC Code | 1st | | | | | | | | | | 2nd | | | | | | | | | |
|------|---------------------------|----------|-----|---|---|---|---|---|---|---|---|----|-----|---|---|----|----|----|----|----|----|----|
| | | | 1 | 2 | 3 | 4 | 5 | 6 | 7 | 8 | 9 | 10 | 1 | 2 | 3 | 4 | 5 | 6 | 7 | 8 | 9 | 10 |
| 5 | KLEIBRINK Benjamin Philip | GER | 1 | 1 | 2 | 3 | 3 | 4 | 5 | 6 | 7 | 8 | 8 | 9 | 9 | 10 | 10 | 10 | 11 | 12 | 13 | 14 |
| 9 | OTA Yuki | JPN | 0 | 1 | 1 | 1 | 2 | 2 | 2 | 2 | 2 | 2 | 3 | 3 | 4 | 4 | 5 | 6 | 6 | 6 | 6 | 6 |

| Seed | Name | NOC Code | 3rd | | | |
|------|---------------------------|----------|-----|----|----|----|
| | | | 14 | 14 | 14 | 15 |
| 5 | KLEIBRINK Benjamin Philip | GER | 14 | 14 | 14 | 15 |
| 9 | OTA Yuki | JPN | 7 | 8 | 9 | 9 |

| Warnings and Penalties | Bout Time | Overtime | Warnings and Penalties |
|---------------------------------------|-----------|----------|------------------------|
| Yellow card: 1 | 8:44 | -- | Yellow card: 1 |
| Red card: 0 | | | Red card: 1 |
| Black card: 0 | | | Black card: 0 |
| Referee: EL ARABY Tamer Mohamed (EGY) | | | |
| Assistant: MAMEDOV Ilgar (RUS) | | | |
| Assistant: HUSAIN Ali (KUW) | | | |

| | | | | | | |
|----------------|---------------------------|-----|----------------------------|-----|---------------------------|---------|
| Legend: | | | | | | |
| 1st | Result after first period | 2nd | Result after second period | 3rd | Result after third period | A Final |
| D | Defeat | V | Victory | | | |



BOUT RESULTS

比赛成绩 (个人) / RESULTATS PAR COMBAT

| | | | |
|------|----|-------|---|
| BOUT | 25 | PISTE | A |
|------|----|-------|---|

| Seed | Name | NOC Code | Score | | Score | Seed | Name | NOC Code |
|------|---------|----------|-----------|---|-----------|------|-----------------|----------|
| 8 | ZHU Jun | CHN | 14 | - | 15 | 6 | SANZO Salvatore | ITA |
| | | | D | | V | | | |

| | | 1st | | | | | | | | | | | | | | | | | | | | |
|------|-----------------|----------|---|---|---|---|---|---|---|---|---|---|---|---|---|---|---|---|---|---|----|----|
| Seed | Name | NOC Code | 0 | 0 | 1 | 1 | 1 | 1 | 2 | 3 | 3 | 4 | 5 | 6 | 6 | 7 | 7 | 7 | 8 | 9 | 10 | 11 |
| 8 | ZHU Jun | CHN | 0 | 0 | 1 | 1 | 1 | 1 | 2 | 3 | 3 | 4 | 5 | 6 | 6 | 7 | 7 | 7 | 8 | 9 | 10 | 11 |
| 6 | SANZO Salvatore | ITA | 1 | 2 | 2 | 3 | 4 | 5 | 5 | 5 | 6 | 6 | 6 | 6 | 7 | 7 | 8 | 9 | 9 | 9 | 9 | 9 |

| | | 2nd | | | | | | | | | | | | | |
|------|-----------------|----------|----|----|----|----|----|----|----|----|----|--|--|--|--|
| Seed | Name | NOC Code | 12 | 12 | 12 | 12 | 13 | 14 | 14 | 14 | 14 | | | | |
| 8 | ZHU Jun | CHN | 12 | 12 | 12 | 12 | 13 | 14 | 14 | 14 | 14 | | | | |
| 6 | SANZO Salvatore | ITA | 9 | 10 | 11 | 12 | 12 | 12 | 13 | 14 | 15 | | | | |

| Warnings and Penalties | Bout Time | Overtime | Warnings and Penalties |
|-----------------------------------|-----------|----------|------------------------|
| Yellow card: 1 | 5:26 | -- | Yellow card: 1 |
| Red card: 0 | | | Red card: 0 |
| Black card: 0 | | | Black card: 0 |
| Referee: KASZUBOWSKI Adam (POL) | | | |
| Assistant: FINDLAY Douglas (USA) | | | |
| Assistant: BOUNACHADA Ayach (CAN) | | | |

| | | | | | | |
|----------------|---------------------------|-----|----------------------------|-----|---------------------------|---------|
| Legend: | | | | | | |
| 1st | Result after first period | 2nd | Result after second period | 3rd | Result after third period | A Final |
| D | Defeat | V | Victory | | | |



OFFICIAL COMMUNICATION

官方通告 / COMMUNICATION OFFICIELLE

Item: 3

**Men's Foil - Quarterfinals' Reschedule
FIE Decision**

Due to some problems - assignment of referees and medical break on the blue piste - the competition is delayed of 30 minutes. Therefore the quarterfinal will start at 13:10.

Issued by: FIE
Time: 14:40
Date: 13 AUG 2008

This decision affects:

RESULTS
SCHEDULE
OTHER

| |
|-------------------------------------|
| <input type="checkbox"/> |
| <input checked="" type="checkbox"/> |
| <input type="checkbox"/> |

Note: Text has been modified from previous version



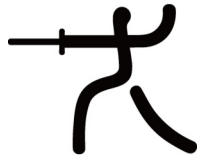
OLYMPIC SEEDING INDIVIDUAL As of 7 AUG 2008

奥林匹克个人种子位置 / CLASSEMENT OLYMPIQUE DES TÊTES DE SÉRIE (INDIVIDUEL)

| Olympic Seed | FIE Ranking (01 AUG 2008) | Name | NOC |
|------------------|---------------------------|--------------------------|----------------------------------|
| 1 | 1 | JACOBSON Sada | USA - United States |
| 2 | 2 | WARD Becca | USA - United States |
| 3 | 3 | TAN Xue | CHN - People's Republic of China |
| 4 | 4 | NECHAEVA Elena | RUS - Russian Fed. |
| 5 | 5 | ZAGUNIS Mariel | USA - United States |
| 6 | 6 | VELIKAYA Sofiya | RUS - Russian Fed. |
| 7 | 7 | SOCHA Aleksandra | POL - Poland |
| 8 | 8 | PERRUS Leonore | FRA - France |
| 9 | 9 | LEE Shinmi | KOR - Korea |
| 10 | 10 | DYACHENKO Ekaterina | RUS - Russian Fed. |
| 11 | 11 | JOZWIAK Bogna | POL - Poland |
| 12 | 12 | BIANCO Ilaria | ITA - Italy |
| 13 | 13 | BAO Yingying | CHN - People's Republic of China |
| 14 | 14 | KIM Keumhwa | KOR - Korea |
| 15 | 15 | KHARLAN Olga | UKR - Ukraine |
| 16 | 16 | TOUYA Anne-Lise | FRA - France |
| 17 | 17 | MARZOCCA Gioia | ITA - Italy |
| 18 | 19 | NAGY Orsolya | HUN - Hungary |
| 19 | 20 | CHOW Tsz Ki | HKG - Hong Kong, China |
| 20 | 21 | VERGNE Carole | FRA - France |
| 21 | 22 | HUANG Haiyang | CHN - People's Republic of China |
| 22 | 25 | BENITEZ ROMERO Alejandra | VEN - Venezuela |
| 23 | 26 | OVTCHINNIKOVA Olga | CAN - Canada |
| 24 | 27 | HISAGAE Madoka | JPN - Japan |
| 25 | 30 | BESBES Azza | TUN - Tunisia |
| 26 | 32 | KHOMROVA Olena | UKR - Ukraine |
| 27 | 33 | SASSINE Sandra | CAN - Canada |
| 28 | 34 | PUNDYK Halyna | UKR - Ukraine |
| 29 | 37 | BUJDOSO Alexandra | GER - Germany |
| 30 | 39 | WIECKOWSKA Irena | POL - Poland |
| 31 | 45 | GONZALEZ POZO Mailyn | CUB - Cuba |
| 32 | 66 | LARIOS Angelica | MEX - Mexico |
| 33 | 71 | TOURE Nafi | SEN - Senegal |
| 34 | 76 | NAVARRO Araceli | ESP - Spain |
| 35 | 104 | CLOUTIER Julie | CAN - Canada |
| 36 | 167 | BYRNE Siobhan Claire | IRL - Ireland |
| 37 | 332 | du PLOOY Adele | RSA - South Africa |
| 38 | 342 | WOOD Elvira | RSA - South Africa |
| 39 | N | CHETTY Jyoti | RSA - South Africa |
| Total: 39 | | | |

Note:
All changes are available in INFO

Legend:
N Fencer has no FIE Rank



RESULTS BRACKET

淘汰表 (个人) / TABLEAU DES MATCHS AVEC RÉSULTATS

| D# | Round of 64 | Round of 32 | Round of 16 | Quarterfinals | Semifinals | Final |
|----------|--|-------------------------|---------------------|------------------|------------------|------------------|
| 1 64 | JACOBSON Sada Bye USA | JACOBSON S | JACOBSON S | JACOBSON S | JACOBSON S | JACOBSON S |
| 33 32 | TOURE Nafi GONZALEZ POZO Maliyn SEN CUB | GONZALEZ POZO M 15-7 | JACOBSON S 15-11 | JACOBSON S | JACOBSON S | JACOBSON S |
| 17 48 | MARZOCCA Gioia Bye ITA | MARZOCCA G | MARZOCCA G | MARZOCCA G | MARZOCCA G | MARZOCCA G |
| 49 16 | Bye KHARLAN Olga UKR | KHARLAN O | KHARLAN O | KHARLAN O | KHARLAN O | KHARLAN O |
| 9 56 | DYACHENKO Ekaterina Bye RUS | DYACHENKO E | DYACHENKO E | DYACHENKO E | DYACHENKO E | DYACHENKO E |
| 41 24 | Bye HISAGAE Madoka JPN | HISAGAE M | HISAGAE M | HISAGAE M | HISAGAE M | HISAGAE M |
| 25 40 | KHOMROVA Olena Bye UKR | KHOMROVA O | KHOMROVA O | KHOMROVA O | KHOMROVA O | KHOMROVA O |
| 57 8 | Bye SOCHA Aleksandra POL | SOCHA A | SOCHA A | SOCHA A | SOCHA A | SOCHA A |
| 5 60 | VELIKAYA Sofiya Bye RUS | VELIKAYA S | VELIKAYA S | VELIKAYA S | VELIKAYA S | VELIKAYA S |
| 37 28 | du PLOOY Adele PUNDYK Halyna RSA UKR | PUNDYK H 15-7 | PUNDYK H | PUNDYK H | PUNDYK H | PUNDYK H |
| 21 44 | HUANG Haiyang Bye CHN | HUANG H | HUANG H | HUANG H | HUANG H | HUANG H |
| 53 12 | Bye BIANCO Ilaria ITA | BIANCO I | BIANCO I | BIANCO I | BIANCO I | BIANCO I |
| 13 52 | KIM Keumhwa Bye KOR | KIM K | KIM K | KIM K | KIM K | KIM K |
| 45 20 | Bye VERGNE Carole FRA | VERGNE C | VERGNE C | VERGNE C | VERGNE C | VERGNE C |
| 29 36 | BUJDOSO Alexandra CLOUTIER Julie GER CAN | BUJDOSO A 15-2 | BUJDOSO A | BUJDOSO A | BUJDOSO A | BUJDOSO A |
| 61 4 | Bye TAN Xue CHN | TAN X | TAN X | TAN X | TAN X | TAN X |
| 3 62 | NECHAEVA Elena Bye RUS | NECHAEVA E | NECHAEVA E | NECHAEVA E | NECHAEVA E | NECHAEVA E |
| 35 30 | BYRNE Siobhan Claire WIECKOWSKA Irena IRL POL | WIECKOWSKA I 15-8 | WIECKOWSKA I | WIECKOWSKA I | WIECKOWSKA I | WIECKOWSKA I |
| 19 46 | CHOW Tsz Ki Bye HKG | CHOW TK | CHOW TK | CHOW TK | CHOW TK | CHOW TK |
| 51 14 | Bye BAO Yingying CHN | BAO Y | BAO Y | BAO Y | BAO Y | BAO Y |
| 11 54 | JOZWIAK Bogna Bye POL | JOZWIAK B | JOZWIAK B | JOZWIAK B | JOZWIAK B | JOZWIAK B |
| 43 22 | Bye BENITEZ ROMERO Alejandra VEN | BENITEZ ROMERO A | BENITEZ ROMERO A | BENITEZ ROMERO A | BENITEZ ROMERO A | BENITEZ ROMERO A |
| 27 38 | SASSINE Sandra WOOD Elvira CAN RSA | SASSINE S 15-2 | SASSINE S | SASSINE S | SASSINE S | SASSINE S |
| 59 6 | Bye ZAGUNIS Mariel USA | ZAGUNIS M | ZAGUNIS M | ZAGUNIS M | ZAGUNIS M | ZAGUNIS M |
| 7 58 | PERRUS Leonore Bye FRA | PERRUS L | PERRUS L | PERRUS L | PERRUS L | PERRUS L |
| 39 26 | CHETTY Jyoti BESBES Azza RSA TUN | BESBES A 15-2 | BESBES A | BESBES A | BESBES A | BESBES A |
| 23 42 | OVTCHINNIKOVA Olga Bye CAN | OVTCHINNIKOVA O | OVTCHINNIKOVA O | OVTCHINNIKOVA O | OVTCHINNIKOVA O | OVTCHINNIKOVA O |
| 55 10 | Bye LEE Shinmi KOR | LEE S | LEE S | LEE S | LEE S | LEE S |
| 15 50 | TOUYA Anne-Lise Bye FRA | TOUYA AL | TOUYA AL | TOUYA AL | TOUYA AL | TOUYA AL |
| 47 18 | Bye NAGY Orsolya HUN | NAGY O | NAGY O | NAGY O | NAGY O | NAGY O |
| 31 34 | LARIOS Angelica NAVARRO Araceli MEX ESP | NAVARRO A (DNF) 15-4 | NAVARRO A (DNF) | NAVARRO A (DNF) | NAVARRO A (DNF) | NAVARRO A (DNF) |
| 63 2 | Bye WARD Becca USA | WARD B | WARD B | WARD B | WARD B | WARD B |

GOLD MEDAL BOUT

ZAGUNIS M
15-8

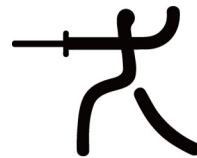
BRONZE MEDAL BOUT

VELIKAYA Sofiya(RUS)

WARD Becca(USA)

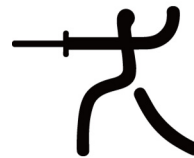
Legend:

D# Draw number DNF Did Not Finish



FINAL STANDINGS As of 9 AUG 2008
最后排名 / CLASSEMENT FINAL

| Rank | Name | NOC | Medal |
|-------|--------------------------|----------------------|--------|
| 1 | ZAGUNIS Mariel | USA - United States | Gold |
| 2 | JACOBSON Sada | USA - United States | Silver |
| 3 | WARD Becca | USA - United States | Bronze |
| 4 | VELIKAYA Sofiya | RUS - Russian Fed. | |
| 5 | TAN Xue | CHN - China | |
| 6 | BAO Yingying | CHN - China | |
| 7 | BESBES Azza | TUN - Tunisia | |
| 8 | KHOMROVA Olena | UKR - Ukraine | |
| ----- | | | |
| 9 | DYACHENKO Ekaterina | RUS - Russian Fed. | |
| 10 | JOZWIAK Bogna | POL - Poland | |
| 11 | BIANCO Ilaria | ITA - Italy | |
| 12 | KIM Keumhwa | KOR - Korea | |
| 13 | KHARLAN Olga | UKR - Ukraine | |
| 14 | NAGY Orsolya | HUN - Hungary | |
| 15 | OVTCHINNIKOVA Olga | CAN - Canada | |
| 16 | WIECKOWSKA Irena | POL - Poland | |
| ----- | | | |
| 17 | NECHAEVA Elena | RUS - Russian Fed. | |
| 18 | SOCHA Aleksandra | POL - Poland | |
| 19 | PERRUS Leonore | FRA - France | |
| 20 | LEE Shinmi | KOR - Korea | |
| 21 | TOUYA Anne-Lise | FRA - France | |
| 22 | MARZOCCA Gioia | ITA - Italy | |
| 23 | CHOW Tsz Ki | HKG - Hong Kg, China | |
| 24 | VERGNE Carole | FRA - France | |
| 25 | HUANG Haiyang | CHN - China | |
| 26 | BENITEZ ROMERO Alejandra | VEN - Venezuela | |
| 27 | HISAGAE Madoka | JPN - Japan | |
| 28 | SASSINE Sandra | CAN - Canada | |
| 29 | PUNDYK Halyna | UKR - Ukraine | |
| 30 | BUJDOSO Alexandra | GER - Germany | |
| 31 | GONZALEZ POZO Mailyn | CUB - Cuba | |
| 32 | NAVARRO Araceli | ESP - Spain | |
| ----- | | | |
| 33 | LARIOS Angelica | MEX - Mexico | |
| 34 | TOURE Nafi | SEN - Senegal | |
| 35 | CLOUTIER Julie | CAN - Canada | |
| 36 | BYRNE Siobhan Claire | IRL - Ireland | |
| 37 | du PLOOY Adele | RSA - South Africa | |
| 38 | WOOD Elvira | RSA - South Africa | |
| 39 | CHETTY Jyoti | RSA - South Africa | |



BOUT RESULTS

比赛成绩 (个人) / RÉSULTATS PAR COMBAT

| | | | |
|------|---|-------|---|
| BOUT | 4 | PISTE | Y |
|------|---|-------|---|

| Seed | Name | NOC Code | Score | | Score | Seed | Name | NOC Code |
|------|------------|----------|-------|---|-------|------|-----------------------|----------|
| 33 | TOURE Nafi | SEN | 7 | - | 15 | 31 | GONZALEZ POZO Mailyln | CUB |
| | | | D | | V | | | |

| | | 1st | | | | | | | | | | | | | | | | | | | | | |
|----|-----------------------|-----|---|---|---|---|---|---|---|---|---|---|---|---|---|----|----|----|----|----|----|----|---|
| 33 | TOURE Nafi | SEN | 1 | 1 | 1 | 1 | 1 | 2 | 2 | 3 | 3 | 3 | 3 | 3 | 4 | 4 | 4 | 5 | 5 | 5 | 5 | 6 | 7 |
| 31 | GONZALEZ POZO Mailyln | CUB | 0 | 1 | 2 | 3 | 4 | 4 | 5 | 5 | 6 | 7 | 8 | 8 | 9 | 10 | 10 | 11 | 12 | 13 | 13 | 13 | |

| | | 2nd | | |
|----|-----------------------|-----|----|----|
| 33 | TOURE Nafi | SEN | 7 | 7 |
| 31 | GONZALEZ POZO Mailyln | CUB | 14 | 15 |

| Warnings and Penalties | Bout Time | Overtime | Warnings and Penalties |
|---------------------------------------|-----------|----------|------------------------|
| Yellow card: 0 | 3:33 | -- | Yellow card: 0 |
| Red card: 0 | | | Red card: 0 |
| Black card: 0 | | | Black card: 0 |
| Referee: PHAM Anh Tuan (VIE) | | | |
| Assistant: TROIS de AVILA Regis (BRA) | | | |
| Assistant: BOUNACHADA Ayach (CAN) | | | |

| | | | | | | |
|----------------|---------------------------|-----|----------------------------|-----|---------------------------|----------|
| Legend: | | | | | | |
| 1st | Result after first period | 2nd | Result after second period | 3rd | Result after third period | D Defeat |
| V | Victory | Y | Yellow | | | |



BOUT RESULTS

比赛成绩 (个人) / RÉSULTATS PAR COMBAT

| | | | |
|------|---|-------|---|
| BOUT | 1 | PISTE | R |
|------|---|-------|---|

| Seed | Name | NOC Code | Score | | Score | Seed | Name | NOC Code |
|------|----------------|----------|----------|---|-----------|------|---------------|----------|
| 37 | du PLOOY Adele | RSA | 7 | - | 15 | 28 | PUNDYK Halyna | UKR |
| | | | D | | V | | | |

| | | 1st | | | | | | | | | | | | | | | | | | | | |
|----|----------------|-----|---|---|---|---|---|---|---|---|---|---|---|---|---|---|---|----|----|----|----|----|
| 37 | du PLOOY Adele | RSA | 0 | 0 | 1 | 2 | 3 | 3 | 3 | 3 | 3 | 4 | 4 | 4 | 5 | 6 | 6 | 6 | 6 | 7 | 7 | |
| 28 | PUNDYK Halyna | UKR | 1 | 2 | 2 | 2 | 2 | 3 | 4 | 5 | 6 | 6 | 7 | 8 | 8 | 8 | 9 | 10 | 11 | 12 | 12 | 13 |

| | | 2nd | | |
|----|----------------|-----|----|----|
| 37 | du PLOOY Adele | RSA | 7 | 7 |
| 28 | PUNDYK Halyna | UKR | 14 | 15 |

| Warnings and Penalties | Bout Time | Overtime | Warnings and Penalties |
|----------------------------------|-----------|----------|------------------------|
| Yellow card: 0 | 1:08 | -- | Yellow card: 0 |
| Red card: 0 | | | Red card: 0 |
| Black card: 0 | | | Black card: 0 |
| Referee: SACH David (GBR) | | | |
| Assistant: VASQUEZ Rodrigo (CHI) | | | |
| Assistant: FINDLAY Douglas (USA) | | | |

| | | | | | | |
|----------------|---------------------------|-----|----------------------------|-----|---------------------------|----------|
| Legend: | | | | | | |
| 1st | Result after first period | 2nd | Result after second period | 3rd | Result after third period | D Defeat |
| R | Red | V | Victory | | | |



BOUT RESULTS

比赛成绩 (个人) / RÉSULTATS PAR COMBAT

| | | | |
|------|---|-------|---|
| BOUT | 5 | PISTE | R |
|------|---|-------|---|

| Seed | Name | NOC Code | Score | | Score | Seed | Name | NOC Code |
|------|-------------------|----------|-----------|---|----------|------|----------------|----------|
| 29 | BUJDOSO Alexandra | GER | 15 | - | 2 | 35 | CLOUTIER Julie | CAN |
| | | | V | | D | | | |

| Seed | Name | NOC | 1st | | | | | | | 2nd | | | | | | | | | |
|------|-------------------|-----|-----|---|---|---|---|---|---|-----|---|----|----|----|----|----|----|----|----|
| | | | 1 | 2 | 3 | 4 | 5 | 6 | 7 | 8 | 9 | 10 | 11 | 12 | 13 | 14 | 15 | | |
| 29 | BUJDOSO Alexandra | GER | 1 | 2 | 2 | 3 | 4 | 5 | 6 | 7 | 8 | 9 | 9 | 10 | 11 | 12 | 13 | 14 | 15 |
| 35 | CLOUTIER Julie | CAN | 0 | 0 | 1 | 1 | 1 | 1 | 1 | 1 | 1 | 1 | 2 | 2 | 2 | 2 | 2 | 2 | 2 |

| Warnings and Penalties | Bout Time | Overtime | Warnings and Penalties |
|---|-----------|----------|------------------------|
| Yellow card: 0 | 3:24 | -- | Yellow card: 0 |
| Red card: 0 | | | Red card: 0 |
| Black card: 0 | | | Black card: 0 |
| Referee: VAZQUEZ Daniel (ESP) | | | |
| Assistant: VASQUEZ Rodrigo (CHI) | | | |
| Assistant: FINDLAY Douglas (USA) | | | |

| | | | | | | |
|----------------|---------------------------|------------|----------------------------|------------|---------------------------|-----------------|
| Legend: | | | | | | |
| 1st | Result after first period | 2nd | Result after second period | 3rd | Result after third period | D Defeat |
| R | Red | V | Victory | | | |



BOUT RESULTS

比赛成绩 (个人) / RÉSULTATS PAR COMBAT

| | | | |
|------|---|-------|---|
| BOUT | 2 | PISTE | B |
|------|---|-------|---|

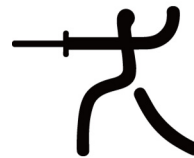
| Seed | Name | NOC Code | Score | | Score | Seed | Name | NOC Code |
|------|----------------------|----------|-------|---|-------|------|------------------|----------|
| 36 | BYRNE Siobhan Claire | IRL | 8 | - | 15 | 30 | WIECKOWSKA Irena | POL |
| | | | D | | V | | | |

| | | 1st | | | | | | | | | | | | | | | | | | | | |
|----|----------------------|-----|---|---|---|---|---|---|---|---|---|---|---|---|---|---|---|----|----|----|----|----|
| 36 | BYRNE Siobhan Claire | IRL | 0 | 0 | 0 | 0 | 1 | 1 | 1 | 1 | 1 | 2 | 3 | 4 | 5 | 5 | 6 | 6 | 6 | 6 | 7 | |
| 30 | WIECKOWSKA Irena | POL | 1 | 2 | 3 | 4 | 4 | 5 | 6 | 7 | 8 | 8 | 8 | 8 | 8 | 9 | 9 | 10 | 11 | 12 | 13 | 13 |

| | | 2nd | | | |
|----|----------------------|-----|----|----|----|
| 36 | BYRNE Siobhan Claire | IRL | 8 | 8 | 8 |
| 30 | WIECKOWSKA Irena | POL | 13 | 14 | 15 |

| Warnings and Penalties | Bout Time | Overtime | Warnings and Penalties |
|---|-----------|----------|------------------------|
| Yellow card: 0 | 1:15 | -- | Yellow card: 0 |
| Red card: 0 | | | Red card: 0 |
| Black card: 0 | | | Black card: 0 |
| Referee: FLOREA Marius (ROU) | | | |
| Assistant: KAPOSVARI Zsolt (HUN) | | | |
| Assistant: EL ARABY Tamer Mohamed (EGY) | | | |

| | | | | | | |
|----------------|---------------------------|-----|----------------------------|-----|---------------------------|--------|
| Legend: | | | | | | |
| 1st | Result after first period | 2nd | Result after second period | 3rd | Result after third period | B Blue |
| D | Defeat | V | Victory | | | |



BOUT RESULTS

比赛成绩 (个人) / RÉSULTATS PAR COMBAT

| | | | |
|------|---|-------|---|
| BOUT | 6 | PISTE | B |
|------|---|-------|---|

| Seed | Name | NOC Code | Score | | Score | Seed | Name | NOC Code |
|------|----------------|----------|-----------|---|----------|------|-------------|----------|
| 27 | SASSINE Sandra | CAN | 15 | - | 2 | 38 | WOOD Elvira | RSA |
| | | | V | | D | | | |

| Seed | Name | NOC | 1st | | | | | | | | | | | 2nd | | | | | |
|------|----------------|-----|-----|---|---|---|---|---|---|---|---|----|----|-----|----|----|----|----|----|
| | | | 1 | 2 | 3 | 4 | 5 | 6 | 7 | 8 | 9 | 10 | 11 | 12 | 13 | 14 | 15 | | |
| 27 | SASSINE Sandra | CAN | 1 | 2 | 2 | 3 | 4 | 5 | 6 | 7 | 8 | 9 | 10 | 11 | 12 | 12 | 13 | 14 | 15 |
| 38 | WOOD Elvira | RSA | 0 | 0 | 1 | 1 | 1 | 1 | 1 | 1 | 1 | 1 | 1 | 1 | 1 | 2 | 2 | 2 | 2 |

| Warnings and Penalties | Bout Time | Overtime | Warnings and Penalties |
|--|-----------|----------|------------------------|
| Yellow card: 0 | 3:27 | -- | Yellow card: 0 |
| Red card: 0 | | | Red card: 0 |
| Black card: 0 | | | Black card: 0 |
| Referee: GABY Bruno (FRA) | | | |
| Assistant: KAPOSVARI Zsolt (HUN) | | | |
| Assistant: EL ARABY Tamer Mohamed (EGY) | | | |

| | | | | | | |
|----------------|---------------------------|------------|----------------------------|------------|---------------------------|---------------|
| Legend: | | | | | | |
| 1st | Result after first period | 2nd | Result after second period | 3rd | Result after third period | B Blue |
| D | Defeat | V | Victory | | | |



BOUT RESULTS

比赛成绩 (个人) / RÉSULTATS PAR COMBAT

| | | | |
|------|---|-------|---|
| BOUT | 3 | PISTE | G |
|------|---|-------|---|

| Seed | Name | NOC Code | Score | | Score | Seed | Name | NOC Code |
|------|--------------|----------|-------|---|-------|------|-------------|----------|
| 39 | CHETTY Jyoti | RSA | 2 | - | 15 | 25 | BESBES Azza | TUN |
| | | | D | | V | | | |

| Seed | Name | NOC | 1st | | | | | | | | | | 2nd | | | | | | |
|------|--------------|-----|-----|---|---|---|---|---|---|---|---|---|-----|----|----|----|----|----|----|
| | | | 0 | 1 | 2 | 3 | 4 | 5 | 6 | 7 | 8 | 9 | 10 | 11 | 12 | 13 | 14 | 15 | |
| 39 | CHETTY Jyoti | RSA | 0 | 0 | 0 | 0 | 1 | 2 | 2 | 2 | 2 | 2 | 2 | 2 | 2 | 2 | 2 | 2 | |
| 25 | BESBES Azza | TUN | 1 | 2 | 3 | 4 | 4 | 4 | 5 | 6 | 7 | 8 | 9 | 10 | 11 | 12 | 13 | 14 | 15 |

| Warnings and Penalties | Bout Time | Overtime | Warnings and Penalties |
|----------------------------------|-----------|----------|------------------------|
| Yellow card: 0 | 3:15 | -- | Yellow card: 0 |
| Red card: 0 | | | Red card: 0 |
| Black card: 0 | | | Black card: 0 |
| Referee: MILENCHEV Vasil (BUL) | | | |
| Assistant: QIAO Min (CHN) | | | |
| Assistant: ZHENG Kang Zhao (HKG) | | | |

| | | | | | | |
|----------------|---------------------------|-----|----------------------------|-----|---------------------------|----------|
| Legend: | | | | | | |
| 1st | Result after first period | 2nd | Result after second period | 3rd | Result after third period | D Defeat |
| G | Green | V | Victory | | | |



BOUT RESULTS

比赛成绩 (个人) / RÉSULTATS PAR COMBAT

| | | | |
|------|---|-------|---|
| BOUT | 7 | PISTE | G |
|------|---|-------|---|

| Seed | Name | NOC Code | Score | | Score | Seed | Name | NOC Code |
|------|-----------------|----------|-------|---|-------|------|-----------------|----------|
| 32 | LARIOS Angelica | MEX | 4 | - | 15 | 34 | NAVARRO Araceli | ESP |
| | | | D | | V | | | |

| Seed | Name | NOC | 1st | | | | | | | | | | 2nd | | | | | | | | |
|------|-----------------|-----|-----|---|---|---|---|---|---|---|---|---|-----|----|----|----|----|----|----|----|----|
| | | | 0 | 1 | 2 | 3 | 4 | 5 | 6 | 7 | 8 | 9 | 10 | 11 | 12 | 13 | 14 | 15 | | | |
| 32 | LARIOS Angelica | MEX | 0 | 0 | 0 | 0 | 0 | 1 | 1 | 2 | 2 | 2 | 2 | 3 | 3 | 3 | 3 | 4 | 4 | 4 | |
| 34 | NAVARRO Araceli | ESP | 1 | 2 | 3 | 4 | 5 | 5 | 6 | 6 | 7 | 8 | 9 | 10 | 10 | 11 | 12 | 13 | 13 | 14 | 15 |

| Warnings and Penalties | Bout Time | Overtime | Warnings and Penalties |
|----------------------------------|-----------|----------|------------------------|
| Yellow card: 0 | 3:37 | -- | Yellow card: 0 |
| Red card: 0 | | | Red card: 0 |
| Black card: 0 | | | Black card: 0 |
| Referee: SIESTO Marco (ITA) | | | |
| Assistant: QIAO Min (CHN) | | | |
| Assistant: ZHENG Kang Zhao (HKG) | | | |

| | | | | | | |
|----------------|---------------------------|-----|----------------------------|-----|---------------------------|----------|
| Legend: | | | | | | |
| 1st | Result after first period | 2nd | Result after second period | 3rd | Result after third period | D Defeat |
| G | Green | V | Victory | | | |



BOUT RESULTS

比赛成绩 (个人) / RÉSULTATS PAR COMBAT

| | | | |
|------|---|-------|---|
| BOUT | 8 | PISTE | Y |
|------|---|-------|---|

| Seed | Name | NOC Code | Score | | Score | Seed | Name | NOC Code |
|------|---------------|----------|-----------|---|-----------|------|-----------------------|----------|
| 1 | JACOBSON Sada | USA | 15 | - | 11 | 31 | GONZALEZ POZO Mailyln | CUB |
| | | | V | | D | | | |

| | | 1st | | | | | | | | | | | | | | | | | | | | |
|----|-----------------------|-----|---|---|---|---|---|---|---|---|---|---|---|---|---|---|---|----|----|----|----|----|
| 1 | JACOBSON Sada | USA | 0 | 1 | 2 | 3 | 3 | 4 | 5 | 5 | 6 | 6 | 7 | 7 | 7 | 8 | 9 | 10 | 11 | 12 | 12 | 13 |
| 31 | GONZALEZ POZO Mailyln | CUB | 1 | 1 | 1 | 1 | 2 | 2 | 2 | 3 | 3 | 4 | 4 | 5 | 6 | 6 | 6 | 6 | 6 | 6 | 7 | 7 |

| | | 2nd | | | | | |
|----|-----------------------|-----|----|----|----|----|----|
| 1 | JACOBSON Sada | USA | 13 | 14 | 14 | 14 | 15 |
| 31 | GONZALEZ POZO Mailyln | CUB | 8 | 8 | 9 | 10 | 11 |

| Warnings and Penalties | Bout Time | Overtime | Warnings and Penalties |
|---------------------------------|-----------|----------|------------------------|
| Yellow card: 0 | 3:40 | -- | Yellow card: 0 |
| Red card: 0 | | | Red card: 0 |
| Black card: 0 | | | Black card: 0 |
| Referee: GABY Bruno (FRA) | | | |
| Assistant: WANG Changyong (HKG) | | | |
| Assistant: VAZQUEZ Daniel (ESP) | | | |

| | | | | | | |
|----------------|---------------------------|------------|----------------------------|------------|---------------------------|-----------------|
| Legend: | | | | | | |
| 1st | Result after first period | 2nd | Result after second period | 3rd | Result after third period | D Defeat |
| V | Victory | Y | Yellow | | | |



BOUT RESULTS

比赛成绩 (个人) / RÉSULTATS PAR COMBAT

| | | | |
|------|----|-------|---|
| BOUT | 12 | PISTE | Y |
|------|----|-------|---|

| Seed | Name | NOC Code | Score | | Score | Seed | Name | NOC Code |
|------|----------------|----------|-------|---|-------|------|--------------|----------|
| 17 | MARZOCCA Gioia | ITA | 8 | - | 15 | 15 | KHARLAN Olga | UKR |
| | | | D | | V | | | |

| | | 1st | | | | | | | | | | | | | | | | | | | | | |
|----|----------------|-----|---|---|---|---|---|---|---|---|---|---|---|---|---|----|----|----|----|----|----|----|----|
| 17 | MARZOCCA Gioia | ITA | 0 | 0 | 1 | 1 | 2 | 2 | 2 | 2 | 2 | 2 | 2 | 3 | 4 | 4 | 4 | 5 | 6 | 7 | 8 | 8 | 8 |
| 15 | KHARLAN Olga | UKR | 1 | 2 | 2 | 3 | 3 | 4 | 5 | 6 | 7 | 8 | 8 | 8 | 9 | 10 | 10 | 10 | 10 | 10 | 10 | 11 | 12 |

| | | 2nd | | | |
|----|----------------|-----|----|----|----|
| 17 | MARZOCCA Gioia | ITA | 8 | 8 | 8 |
| 15 | KHARLAN Olga | UKR | 13 | 14 | 15 |

| Warnings and Penalties | Bout Time | Overtime | Warnings and Penalties |
|---------------------------------|-----------|----------|------------------------|
| Yellow card: 0 | 3:30 | -- | Yellow card: 0 |
| Red card: 0 | | | Red card: 0 |
| Black card: 0 | | | Black card: 0 |
| Referee: WANG Fuchi (CHN) | | | |
| Assistant: GABY Bruno (FRA) | | | |
| Assistant: VAZQUEZ Daniel (ESP) | | | |

| | | | | | | |
|----------------|---------------------------|-----|----------------------------|-----|---------------------------|----------|
| Legend: | | | | | | |
| 1st | Result after first period | 2nd | Result after second period | 3rd | Result after third period | D Defeat |
| V | Victory | Y | Yellow | | | |



BOUT RESULTS

比赛成绩 (个人) / RÉSULTATS PAR COMBAT

| | | | |
|------|----|-------|---|
| BOUT | 16 | PISTE | Y |
|------|----|-------|---|

| Seed | Name | NOC Code | Score | | Score | Seed | Name | NOC Code |
|------|---------------------|----------|-----------|---|-----------|------|----------------|----------|
| 10 | DYACHENKO Ekaterina | RUS | 15 | - | 10 | 24 | HISAGAE Madoka | JPN |
| | | | V | | D | | | |

| | | 1st | | | | | | | | | | | | | | | | | | | | |
|----|---------------------|-----|---|---|---|---|---|---|---|---|---|---|---|---|---|---|---|---|---|----|----|----|
| 10 | DYACHENKO Ekaterina | RUS | 0 | 0 | 0 | 1 | 1 | 2 | 3 | 3 | 3 | 4 | 5 | 5 | 6 | 7 | 8 | 8 | 9 | 10 | 11 | 12 |
| 24 | HISAGAE Madoka | JPN | 1 | 2 | 3 | 3 | 4 | 4 | 4 | 5 | 6 | 6 | 6 | 7 | 7 | 7 | 7 | 8 | 8 | 8 | 8 | 8 |

| | | 2nd | | | | | |
|----|---------------------|-----|----|----|----|----|----|
| 10 | DYACHENKO Ekaterina | RUS | 12 | 12 | 13 | 14 | 15 |
| 24 | HISAGAE Madoka | JPN | 9 | 10 | 10 | 10 | 10 |

| Warnings and Penalties | Bout Time | Overtime | Warnings and Penalties |
|-------------------------------|-----------|----------|------------------------|
| Yellow card: 0 | 3:27 | -- | Yellow card: 0 |
| Red card: 0 | | | Red card: 0 |
| Black card: 0 | | | Black card: 0 |
| Referee: VAZQUEZ Daniel (ESP) | | | |
| Assistant: GABY Bruno (FRA) | | | |
| Assistant: WANG Fuchi (CHN) | | | |

| | | | | | | |
|----------------|---------------------------|------------|----------------------------|------------|---------------------------|-----------------|
| Legend: | | | | | | |
| 1st | Result after first period | 2nd | Result after second period | 3rd | Result after third period | D Defeat |
| V | Victory | Y | Yellow | | | |



BOUT RESULTS

比赛成绩 (个人) / RÉSULTATS PAR COMBAT

| | | | |
|------|----|-------|---|
| BOUT | 20 | PISTE | Y |
|------|----|-------|---|

| Seed | Name | NOC Code | Score | | Score | Seed | Name | NOC Code |
|------|----------------|----------|-----------|---|-----------|------|------------------|----------|
| 26 | KHOMROVA Olena | UKR | 15 | - | 11 | 7 | SOCHA Aleksandra | POL |
| | | | V | | D | | | |

| | | 1st | | | | | | | | | | | | | | | | | | | | |
|----|------------------|-----|---|---|---|---|---|---|---|---|---|---|---|---|---|---|---|---|---|----|----|----|
| 26 | KHOMROVA Olena | UKR | 0 | 0 | 1 | 1 | 2 | 2 | 2 | 3 | 4 | 5 | 6 | 6 | 7 | 7 | 8 | 8 | 9 | 10 | 11 | 11 |
| 7 | SOCHA Aleksandra | POL | 1 | 2 | 2 | 3 | 3 | 4 | 5 | 5 | 5 | 5 | 5 | 6 | 6 | 7 | 7 | 8 | 8 | 8 | 8 | 9 |

| | | 2nd | | | | | | |
|----|------------------|-----|----|----|----|----|----|----|
| 26 | KHOMROVA Olena | UKR | 12 | 12 | 13 | 14 | 14 | 15 |
| 7 | SOCHA Aleksandra | POL | 9 | 10 | 10 | 10 | 11 | 11 |

| Warnings and Penalties | Bout Time | Overtime | Warnings and Penalties |
|----------------------------------|-----------|----------|------------------------|
| Yellow card: 0 | 3:27 | -- | Yellow card: 0 |
| Red card: 0 | | | Red card: 0 |
| Black card: 0 | | | Black card: 0 |
| Referee: JIANG Yefei (CHN) | | | |
| Assistant: GABY Bruno (FRA) | | | |
| Assistant: VASQUEZ Rodrigo (CHI) | | | |

| | | | | | | |
|----------------|---------------------------|------------|----------------------------|------------|---------------------------|-----------------|
| Legend: | | | | | | |
| 1st | Result after first period | 2nd | Result after second period | 3rd | Result after third period | D Defeat |
| V | Victory | Y | Yellow | | | |



BOUT RESULTS

比赛成绩 (个人) / RÉSULTATS PAR COMBAT

| | | | |
|------|---|-------|---|
| BOUT | 9 | PISTE | R |
|------|---|-------|---|

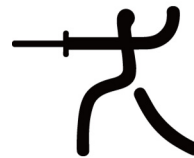
| Seed | Name | NOC Code | Score | | Score | Seed | Name | NOC Code |
|------|-----------------|----------|-----------|---|----------|------|---------------|----------|
| 6 | VELIKAYA Sofiya | RUS | 15 | - | 7 | 28 | PUNDYK Halyna | UKR |
| | | | V | | D | | | |

| | | 1st | | | | | | | | | | | | | | | | | | | | |
|----|-----------------|-----|---|---|---|---|---|---|---|---|---|---|---|---|---|---|---|----|----|----|----|----|
| 6 | VELIKAYA Sofiya | RUS | 1 | 2 | 3 | 4 | 4 | 5 | 5 | 6 | 6 | 6 | 6 | 7 | 7 | 8 | 9 | 10 | 11 | 12 | 13 | 13 |
| 28 | PUNDYK Halyna | UKR | 0 | 0 | 0 | 0 | 1 | 1 | 2 | 2 | 3 | 4 | 5 | 5 | 6 | 6 | 6 | 6 | 6 | 6 | 6 | 7 |

| | | 2nd | | |
|----|-----------------|-----|----|----|
| 6 | VELIKAYA Sofiya | RUS | 14 | 15 |
| 28 | PUNDYK Halyna | UKR | 7 | 7 |

| Warnings and Penalties | Bout Time | Overtime | Warnings and Penalties |
|----------------------------------|-----------|----------|------------------------|
| Yellow card: 0 | 3:16 | -- | Yellow card: 0 |
| Red card: 0 | | | Red card: 0 |
| Black card: 0 | | | Black card: 0 |
| Referee: SACH David (GBR) | | | |
| Assistant: MILENCHEV Vasil (BUL) | | | |
| Assistant: KAPOSVARI Zsolt (HUN) | | | |

| | | | | | | |
|----------------|---------------------------|-----|----------------------------|-----|---------------------------|----------|
| Legend: | | | | | | |
| 1st | Result after first period | 2nd | Result after second period | 3rd | Result after third period | D Defeat |
| R | Red | V | Victory | | | |



BOUT RESULTS

比赛成绩 (个人) / RÉSULTATS PAR COMBAT

| | | | |
|------|----|-------|---|
| BOUT | 13 | PISTE | R |
|------|----|-------|---|

| Seed | Name | NOC Code | Score | | Score | Seed | Name | NOC Code |
|------|---------------|----------|-----------|---|-----------|------|---------------|----------|
| 21 | HUANG Haiyang | CHN | 12 | - | 15 | 12 | BIANCO Ilaria | ITA |
| | | | D | | V | | | |

| | | 1st | | | | | | | | | | | | | | | | | | | | |
|----|---------------|-----|---|---|---|---|---|---|---|---|---|---|---|---|---|---|---|---|----|----|----|----|
| 21 | HUANG Haiyang | CHN | 1 | 2 | 2 | 3 | 3 | 3 | 3 | 4 | 4 | 4 | 5 | 5 | 6 | 6 | 7 | 7 | 7 | 8 | 9 | 9 |
| 12 | BIANCO Ilaria | ITA | 0 | 0 | 1 | 1 | 2 | 3 | 4 | 4 | 5 | 6 | 6 | 7 | 7 | 8 | 8 | 9 | 10 | 10 | 10 | 11 |

| | | 2nd | | | | | | | |
|----|---------------|-----|----|----|----|----|----|----|----|
| 21 | HUANG Haiyang | CHN | 9 | 9 | 9 | 10 | 11 | 12 | 12 |
| 12 | BIANCO Ilaria | ITA | 12 | 13 | 14 | 14 | 14 | 14 | 15 |

| Warnings and Penalties | Bout Time | Overtime | Warnings and Penalties |
|----------------------------------|-----------|----------|------------------------|
| Yellow card: 0 | 3:35 | -- | Yellow card: 0 |
| Red card: 0 | | | Red card: 0 |
| Black card: 0 | | | Black card: 0 |
| Referee: KAPOSVARI Zsolt (HUN) | | | |
| Assistant: SACH David (GBR) | | | |
| Assistant: MILENCHEV Vasil (BUL) | | | |

| | | | | | | |
|----------------|---------------------------|-----|----------------------------|-----|---------------------------|----------|
| Legend: | | | | | | |
| 1st | Result after first period | 2nd | Result after second period | 3rd | Result after third period | D Defeat |
| R | Red | V | Victory | | | |



BOUT RESULTS

比赛成绩 (个人) / RÉSULTATS PAR COMBAT

| | | | |
|------|----|-------|---|
| BOUT | 17 | PISTE | R |
|------|----|-------|---|

| Seed | Name | NOC Code | Score | | Score | Seed | Name | NOC Code |
|------|-------------|----------|-----------|---|-----------|------|---------------|----------|
| 14 | KIM Keumhwa | KOR | 15 | - | 14 | 20 | VERGNE Carole | FRA |
| | | | V | | D | | | |

| | | 1st | | | | | | | | | | | | | | | | |
|------|---------------|----------|---|---|---|---|---|---|---|---|---|----|----|----|----|----|----|----|
| Seed | Name | NOC Code | 1 | 2 | 3 | 4 | 5 | 6 | 7 | 8 | 9 | 10 | 11 | 12 | 13 | 14 | 15 | 16 |
| 14 | KIM Keumhwa | KOR | 1 | 2 | 2 | 2 | 3 | 4 | 5 | 5 | 6 | 7 | 8 | 9 | 9 | 9 | 10 | 10 |
| 20 | VERGNE Carole | FRA | 0 | 0 | 1 | 2 | 2 | 2 | 2 | 3 | 3 | 3 | 3 | 3 | 4 | 5 | 5 | 6 |

| | | 2nd | | | | | | | | | | |
|------|---------------|----------|----|----|----|----|----|----|----|----|----|----|
| Seed | Name | NOC Code | 13 | 14 | 15 | 16 | 17 | 18 | 19 | 20 | 21 | 22 |
| 14 | KIM Keumhwa | KOR | 13 | 13 | 13 | 14 | 14 | 14 | 14 | 14 | 15 | |
| 20 | VERGNE Carole | FRA | 8 | 9 | 10 | 10 | 11 | 12 | 13 | 14 | 14 | |

| Warnings and Penalties | Bout Time | Overtime | Warnings and Penalties |
|----------------------------------|-----------|----------|------------------------|
| Yellow card: 0 | 4:13 | -- | Yellow card: 0 |
| Red card: 0 | | | Red card: 0 |
| Black card: 0 | | | Black card: 0 |
| Referee: MILENCHEV Vasil (BUL) | | | |
| Assistant: KAPOSVARI Zsolt (HUN) | | | |
| Assistant: SACH David (GBR) | | | |

| | | | | | | |
|----------------|---------------------------|-----|----------------------------|-----|---------------------------|----------|
| Legend: | | | | | | |
| 1st | Result after first period | 2nd | Result after second period | 3rd | Result after third period | D Defeat |
| R | Red | V | Victory | | | |



BOUT RESULTS

比赛成绩 (个人) / RÉSULTATS PAR COMBAT

| | | | |
|------|----|-------|---|
| BOUT | 21 | PISTE | R |
|------|----|-------|---|

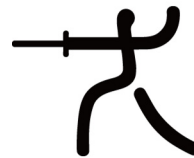
| Seed | Name | NOC Code | Score | | Score | Seed | Name | NOC Code |
|------|-------------------|----------|-------|---|-------|------|---------|----------|
| 29 | BUJDOSO Alexandra | GER | 6 | - | 15 | 3 | TAN Xue | CHN |
| | | | D | | V | | | |

| | | 1st | | | | | | | | | | | | | | | | | | | | |
|----|-------------------|-----|---|---|---|---|---|---|---|---|---|---|---|---|---|---|----|----|----|----|----|----|
| 29 | BUJDOSO Alexandra | GER | 1 | 1 | 1 | 1 | 2 | 3 | 3 | 4 | 4 | 4 | 4 | 4 | 5 | 5 | 5 | 5 | 5 | 5 | 5 | 6 |
| 3 | TAN Xue | CHN | 0 | 1 | 2 | 3 | 3 | 3 | 4 | 4 | 5 | 6 | 7 | 7 | 8 | 9 | 10 | 11 | 12 | 13 | 14 | 14 |

| | | 2nd | |
|----|-------------------|-----|----|
| 29 | BUJDOSO Alexandra | GER | 6 |
| 3 | TAN Xue | CHN | 15 |

| Warnings and Penalties | Bout Time | Overtime | Warnings and Penalties |
|----------------------------------|-----------|----------|------------------------|
| Yellow card: 0 | 0:21 | -- | Yellow card: 0 |
| Red card: 0 | | | Red card: 0 |
| Black card: 0 | | | Black card: 0 |
| Referee: SACH David (GBR) | | | |
| Assistant: MILENCHEV Vasil (BUL) | | | |
| Assistant: KAPOSVARI Zsolt (HUN) | | | |

| | | | | | | |
|----------------|---------------------------|-----|----------------------------|-----|---------------------------|----------|
| Legend: | | | | | | |
| 1st | Result after first period | 2nd | Result after second period | 3rd | Result after third period | D Defeat |
| R | Red | V | Victory | | | |



BOUT RESULTS

比赛成绩 (个人) / RÉSULTATS PAR COMBAT

| | | | |
|------|----|-------|---|
| BOUT | 10 | PISTE | B |
|------|----|-------|---|

| Seed | Name | NOC Code | Score | | Score | Seed | Name | NOC Code |
|------|----------------|----------|-----------|---|-----------|------|------------------|----------|
| 4 | NECHAEVA Elena | RUS | 12 | - | 15 | 30 | WIECKOWSKA Irena | POL |
| | | | D | | V | | | |

| | | 1st | | | | | | | | | | | | | | | | | | | | |
|----|------------------|-----|---|---|---|---|---|---|---|---|---|---|---|---|---|---|---|---|---|----|----|----|
| 4 | NECHAEVA Elena | RUS | 1 | 2 | 3 | 4 | 5 | 5 | 6 | 7 | 7 | 7 | 7 | 7 | 8 | 9 | 9 | 9 | 9 | 10 | 10 | 11 |
| 30 | WIECKOWSKA Irena | POL | 0 | 0 | 0 | 0 | 0 | 1 | 1 | 1 | 2 | 3 | 4 | 5 | 5 | 5 | 6 | 7 | 8 | 8 | 9 | 9 |

| | | 2nd | | | | | | | |
|----|------------------|-----|----|----|----|----|----|----|----|
| 4 | NECHAEVA Elena | RUS | 11 | 11 | 12 | 12 | 12 | 12 | 12 |
| 30 | WIECKOWSKA Irena | POL | 10 | 11 | 11 | 12 | 13 | 14 | 15 |

| Warnings and Penalties | Bout Time | Overtime | Warnings and Penalties |
|---|-----------|----------|------------------------|
| Yellow card: 1 | 3:57 | -- | Yellow card: 0 |
| Red card: 1 | | | Red card: 0 |
| Black card: 0 | | | Black card: 0 |
| Referee: PHAM Anh Tuan (VIE) | | | |
| Assistant: TOURE Papa Khassoum (SEN) | | | |
| Assistant: SIESTO Marco (ITA) | | | |

| | | | | | | |
|----------------|---------------------------|------------|----------------------------|------------|---------------------------|---------------|
| Legend: | | | | | | |
| 1st | Result after first period | 2nd | Result after second period | 3rd | Result after third period | B Blue |
| D | Defeat | V | Victory | | | |



BOUT RESULTS

比赛成绩 (个人) / RÉSULTATS PAR COMBAT

| | | | |
|------|----|-------|---|
| BOUT | 14 | PISTE | B |
|------|----|-------|---|

| Seed | Name | NOC Code | Score | | Score | Seed | Name | NOC Code |
|------|-------------|----------|-------|---|-------|------|--------------|----------|
| 19 | CHOW Tsz Ki | HKG | 5 | - | 15 | 13 | BAO Yingying | CHN |
| | | | D | | V | | | |

| Seed | Name | NOC | 1st | | | | | | | | | | 2nd | | | | | | | | | |
|------|--------------|-----|-----|---|---|---|---|---|---|---|---|---|-----|---|---|----|----|----|----|----|----|----|
| | | | 0 | 1 | 1 | 1 | 1 | 2 | 3 | 3 | 3 | 3 | 3 | 4 | 4 | 4 | 5 | 5 | 5 | 5 | 5 | 5 |
| 19 | CHOW Tsz Ki | HKG | 0 | 1 | 1 | 1 | 1 | 2 | 3 | 3 | 3 | 3 | 3 | 4 | 4 | 4 | 5 | 5 | 5 | 5 | 5 | |
| 13 | BAO Yingying | CHN | 1 | 1 | 2 | 3 | 4 | 4 | 4 | 5 | 6 | 7 | 8 | 8 | 9 | 10 | 10 | 11 | 12 | 13 | 14 | 15 |

| Warnings and Penalties | Bout Time | Overtime | Warnings and Penalties |
|---------------------------------------|-----------|----------|------------------------|
| Yellow card: 0 | 3:31 | -- | Yellow card: 0 |
| Red card: 0 | | | Red card: 0 |
| Black card: 0 | | | Black card: 0 |
| Referee: TOURE Papa Khassoum (SEN) | | | |
| Assistant: TROIS de AVILA Regis (BRA) | | | |
| Assistant: BOUNACHADA Ayach (CAN) | | | |

| | | | | | | |
|----------------|---------------------------|-----|----------------------------|-----|---------------------------|--------|
| Legend: | | | | | | |
| 1st | Result after first period | 2nd | Result after second period | 3rd | Result after third period | B Blue |
| D | Defeat | V | Victory | | | |



BOUT RESULTS

比赛成绩 (个人) / RÉSULTATS PAR COMBAT

| | | | |
|------|----|-------|---|
| BOUT | 18 | PISTE | B |
|------|----|-------|---|

| Seed | Name | NOC Code | Score | | Score | Seed | Name | NOC Code |
|------|---------------|----------|-----------|---|-----------|------|--------------------------|----------|
| 11 | JOZWIAK Bogna | POL | 15 | - | 11 | 22 | BENITEZ ROMERO Alejandra | VEN |
| | | | V | | D | | | |

| | | 1st | | | | | | | | | | | | | | | | | | | | |
|----|--------------------------|-----|---|---|---|---|---|---|---|---|---|---|---|---|---|---|---|---|---|----|----|----|
| 11 | JOZWIAK Bogna | POL | 0 | 1 | 1 | 2 | 3 | 4 | 4 | 5 | 6 | 6 | 7 | 7 | 8 | 9 | 9 | 9 | 9 | 10 | 10 | 10 |
| 22 | BENITEZ ROMERO Alejandra | VEN | 1 | 1 | 2 | 2 | 2 | 2 | 3 | 3 | 3 | 4 | 4 | 5 | 5 | 5 | 6 | 7 | 8 | 8 | 9 | 10 |

| | | 2nd | | | | | | |
|----|--------------------------|-----|----|----|----|----|----|----|
| 11 | JOZWIAK Bogna | POL | 11 | 11 | 12 | 13 | 14 | 15 |
| 22 | BENITEZ ROMERO Alejandra | VEN | 10 | 11 | 11 | 11 | 11 | 11 |

| Warnings and Penalties | Bout Time | Overtime | Warnings and Penalties |
|---|-----------|----------|------------------------|
| Yellow card: 0 | 3:28 | -- | Yellow card: 0 |
| Red card: 0 | | | Red card: 0 |
| Black card: 0 | | | Black card: 0 |
| Referee: SIESTO Marco (ITA) | | | |
| Assistant: VASQUEZ Rodrigo (CHI) | | | |
| Assistant: EL ARABY Tamer Mohamed (EGY) | | | |

| | | | | | | |
|----------------|---------------------------|------------|----------------------------|------------|---------------------------|---------------|
| Legend: | | | | | | |
| 1st | Result after first period | 2nd | Result after second period | 3rd | Result after third period | B Blue |
| D | Defeat | V | Victory | | | |



BOUT RESULTS

比赛成绩 (个人) / RÉSULTATS PAR COMBAT

| | | | |
|------|----|-------|---|
| BOUT | 22 | PISTE | B |
|------|----|-------|---|

| Seed | Name | NOC Code | Score | | Score | Seed | Name | NOC Code |
|------|----------------|----------|-----------|---|-----------|------|----------------|----------|
| 27 | SASSINE Sandra | CAN | 10 | - | 15 | 5 | ZAGUNIS Mariel | USA |
| | | | D | | V | | | |

| | | 1st | | | | | | | | | | | | | | | | | | | | |
|----|----------------|-----|---|---|---|---|---|---|---|---|---|---|---|---|---|---|---|---|---|---|----|----|
| 27 | SASSINE Sandra | CAN | 1 | 2 | 3 | 3 | 4 | 4 | 4 | 4 | 5 | 6 | 6 | 6 | 7 | 7 | 8 | 8 | 9 | 9 | 9 | 9 |
| 5 | ZAGUNIS Mariel | USA | 0 | 0 | 0 | 1 | 1 | 2 | 3 | 4 | 4 | 4 | 5 | 6 | 6 | 7 | 7 | 8 | 8 | 9 | 10 | 11 |

| | | 2nd | | | | | |
|----|----------------|-----|----|----|----|----|----|
| 27 | SASSINE Sandra | CAN | 9 | 9 | 9 | 10 | 10 |
| 5 | ZAGUNIS Mariel | USA | 12 | 13 | 14 | 14 | 15 |

| Warnings and Penalties | Bout Time | Overtime | Warnings and Penalties |
|-------------------------------|-----------|----------|------------------------|
| Yellow card: 0 | 3:33 | -- | Yellow card: 1 |
| Red card: 0 | | | Red card: 0 |
| Black card: 0 | | | Black card: 0 |
| Referee: PHAM Anh Tuan (VIE) | | | |
| Assistant: CHU Shisheng (CHN) | | | |
| Assistant: LIU Yuntao (CHN) | | | |

| | | | | | | |
|----------------|---------------------------|------------|----------------------------|------------|---------------------------|---------------|
| Legend: | | | | | | |
| 1st | Result after first period | 2nd | Result after second period | 3rd | Result after third period | B Blue |
| D | Defeat | V | Victory | | | |



BOUT RESULTS

比赛成绩 (个人) / RÉSULTATS PAR COMBAT

| | | | |
|------|----|-------|---|
| BOUT | 11 | PISTE | G |
|------|----|-------|---|

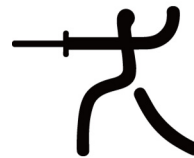
| Seed | Name | NOC Code | Score | | Score | Seed | Name | NOC Code |
|------|----------------|----------|-----------|---|-----------|------|-------------|----------|
| 8 | PERRUS Leonore | FRA | 11 | - | 15 | 25 | BESBES Azza | TUN |
| | | | D | | V | | | |

| | | 1st | | | | | | | | | | | | | | | | | | | | |
|----|----------------|-----|---|---|---|---|---|---|---|---|---|---|---|---|---|---|---|----|----|----|----|----|
| 8 | PERRUS Leonore | FRA | 1 | 1 | 2 | 3 | 3 | 4 | 4 | 4 | 4 | 5 | 5 | 6 | 6 | 6 | 6 | 7 | 8 | 9 | 9 | |
| 25 | BESBES Azza | TUN | 0 | 1 | 1 | 1 | 2 | 2 | 3 | 4 | 5 | 5 | 6 | 6 | 7 | 8 | 9 | 10 | 10 | 10 | 10 | 11 |

| | | 2nd | | | | | | |
|----|----------------|-----|----|----|----|----|----|----|
| 8 | PERRUS Leonore | FRA | 9 | 10 | 10 | 10 | 11 | 11 |
| 25 | BESBES Azza | TUN | 12 | 12 | 13 | 14 | 14 | 15 |

| Warnings and Penalties | Bout Time | Overtime | Warnings and Penalties |
|--------------------------------|-----------|----------|------------------------|
| Yellow card: 0 | 3:58 | -- | Yellow card: 1 |
| Red card: 0 | | | Red card: 1 |
| Black card: 0 | | | Black card: 0 |
| Referee: ZHENG Kang Zhao (HKG) | | | |
| Assistant: FLOREA Marius (ROU) | | | |
| Assistant: QIAO Min (CHN) | | | |

| | | | | | | |
|----------------|---------------------------|------------|----------------------------|------------|---------------------------|-----------------|
| Legend: | | | | | | |
| 1st | Result after first period | 2nd | Result after second period | 3rd | Result after third period | D Defeat |
| G | Green | V | Victory | | | |



BOUT RESULTS

比赛成绩 (个人) / RÉSULTATS PAR COMBAT

| | | | |
|------|----|-------|---|
| BOUT | 15 | PISTE | G |
|------|----|-------|---|

| Seed | Name | NOC Code | Score | | Score | Seed | Name | NOC Code |
|------|--------------------|----------|-----------|---|-----------|------|------------|----------|
| 23 | OVTCHINNIKOVA Olga | CAN | 15 | - | 13 | 9 | LEE Shinmi | KOR |
| | | | V | | D | | | |

| | | 1st | | | | | | | | | | | | | | | | | | | | |
|----|--------------------|-----|---|---|---|---|---|---|---|---|---|---|---|---|---|---|---|---|---|----|----|----|
| 23 | OVTCHINNIKOVA Olga | CAN | 1 | 2 | 3 | 3 | 4 | 5 | 5 | 5 | 6 | 7 | 7 | 7 | 7 | 8 | 8 | 9 | 9 | 10 | 11 | 12 |
| 9 | LEE Shinmi | KOR | 0 | 0 | 0 | 1 | 1 | 1 | 2 | 3 | 3 | 3 | 4 | 5 | 6 | 6 | 7 | 7 | 8 | 8 | 8 | 8 |

| | | 2nd | | | | | | | | | |
|----|--------------------|-----|----|----|----|----|----|----|----|----|--|
| 23 | OVTCHINNIKOVA Olga | CAN | 12 | 13 | 13 | 14 | 14 | 14 | 14 | 15 | |
| 9 | LEE Shinmi | KOR | 9 | 9 | 10 | 10 | 11 | 12 | 13 | 13 | |

| Warnings and Penalties | Bout Time | Overtime | Warnings and Penalties |
|----------------------------------|-----------|----------|------------------------|
| Yellow card: 0 | 3:43 | -- | Yellow card: 0 |
| Red card: 0 | | | Red card: 0 |
| Black card: 0 | | | Black card: 0 |
| Referee: QIAO Min (CHN) | | | |
| Assistant: FINDLAY Douglas (USA) | | | |
| Assistant: LIU Yuntao (CHN) | | | |

| | | | | | | |
|----------------|---------------------------|------------|----------------------------|------------|---------------------------|-----------------|
| Legend: | | | | | | |
| 1st | Result after first period | 2nd | Result after second period | 3rd | Result after third period | D Defeat |
| G | Green | V | Victory | | | |



BOUT RESULTS

比赛成绩 (个人) / RÉSULTATS PAR COMBAT

| | | | |
|------|----|-------|---|
| BOUT | 19 | PISTE | G |
|------|----|-------|---|

| Seed | Name | NOC Code | Score | | Score | Seed | Name | NOC Code |
|------|-----------------|----------|-----------|---|-----------|------|--------------|----------|
| 16 | TOUYA Anne-Lise | FRA | 13 | - | 15 | 18 | NAGY Orsolya | HUN |
| | | | D | | V | | | |

| | | 1st | | | | | | | | | | | | | | | | | | | | | |
|----|-----------------|-----|---|---|---|---|---|---|---|---|---|---|---|---|---|---|---|---|----|----|----|----|---|
| 16 | TOUYA Anne-Lise | FRA | 0 | 1 | 1 | 2 | 3 | 3 | 4 | 4 | 4 | 4 | 4 | 4 | 5 | 6 | 6 | 6 | 7 | 7 | 8 | 8 | 9 |
| 18 | NAGY Orsolya | HUN | 1 | 1 | 2 | 2 | 2 | 3 | 3 | 4 | 5 | 6 | 7 | 7 | 7 | 8 | 9 | 9 | 10 | 10 | 11 | 11 | |

| | | 2nd | | | | | | | | | | |
|----|-----------------|-----|----|----|----|----|----|----|----|----|--|--|
| 16 | TOUYA Anne-Lise | FRA | 10 | 11 | 11 | 11 | 11 | 12 | 13 | 13 | | |
| 18 | NAGY Orsolya | HUN | 11 | 11 | 12 | 13 | 14 | 14 | 14 | 15 | | |

| Warnings and Penalties | Bout Time | Overtime | Warnings and Penalties |
|----------------------------------|-----------|----------|------------------------|
| Yellow card: 0 | 4:03 | -- | Yellow card: 0 |
| Red card: 0 | | | Red card: 0 |
| Black card: 0 | | | Black card: 0 |
| Referee: FLOREA Marius (ROU) | | | |
| Assistant: ZHENG Kang Zhao (HKG) | | | |
| Assistant: QIAO Min (CHN) | | | |

| | | | | | | |
|----------------|---------------------------|------------|----------------------------|------------|---------------------------|-----------------|
| Legend: | | | | | | |
| 1st | Result after first period | 2nd | Result after second period | 3rd | Result after third period | D Defeat |
| G | Green | V | Victory | | | |



BOUT RESULTS

比赛成绩 (个人) / RÉSULTATS PAR COMBAT

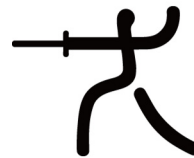
| | | | |
|------|----|-------|---|
| BOUT | 23 | PISTE | G |
|------|----|-------|---|

| Seed | Name | NOC Code | Score | | Score | Seed | Name | NOC Code |
|------|-----------------|----------|-------|---|-------|------|------------|----------|
| 34 | NAVARRO Araceli | ESP | 7 | - | 12 | 2 | WARD Becca | USA |
| | | (DNF) | D | | V | | | |

| Seed | Name | NOC | 1st | | | | | | | | | | 2nd | | | | | | | | | |
|------|-----------------|-----|-----|---|---|---|---|---|---|---|---|---|-----|---|---|---|---|----|----|----|----|----|
| | | | 0 | 1 | 1 | 1 | 1 | 1 | 1 | 2 | 3 | 4 | 4 | 4 | 4 | 5 | 5 | 6 | 7 | 7 | 7 | |
| 34 | NAVARRO Araceli | ESP | 0 | 1 | 1 | 1 | 1 | 1 | 1 | 1 | 2 | 3 | 4 | 4 | 4 | 4 | 5 | 5 | 6 | 7 | 7 | 7 |
| 2 | WARD Becca | USA | 1 | 1 | 2 | 3 | 4 | 5 | 6 | 6 | 6 | 6 | 6 | 7 | 8 | 9 | 9 | 10 | 10 | 10 | 11 | 12 |

| Warnings and Penalties | Bout Time | Overtime | Warnings and Penalties |
|--------------------------------|-----------|----------|------------------------|
| Yellow card: 1 | 3:28 | -- | Yellow card: 0 |
| Red card: 0 | | | Red card: 0 |
| Black card: 0 | | | Black card: 0 |
| Referee: ZHENG Kang Zhao (HKG) | | | |
| Assistant: FLOREA Marius (ROU) | | | |
| Assistant: QIAO Min (CHN) | | | |

| | | | | | | |
|----------------|---------------------------|-----|----------------------------|-----|---------------------------|----------|
| Legend: | | | | | | |
| 1st | Result after first period | 2nd | Result after second period | 3rd | Result after third period | D Defeat |
| DNF | Did Not Finish | G | Green | V | Victory | |



BOUT RESULTS

比赛成绩 (个人) / RÉSULTATS PAR COMBAT

| | | | |
|------|----|-------|---|
| BOUT | 24 | PISTE | Y |
|------|----|-------|---|

| Seed | Name | NOC Code | Score | | Score | Seed | Name | NOC Code |
|------|---------------|----------|-----------|---|-----------|------|--------------|----------|
| 1 | JACOBSON Sada | USA | 15 | - | 13 | 15 | KHARLAN Olga | UKR |
| | | | V | | D | | | |

| | | 1st | | | | | | | | | | | | | | | | | | | | |
|------|---------------|----------|---|---|---|---|---|---|---|---|---|----|----|----|----|----|----|----|----|----|----|----|
| Seed | Name | NOC Code | 1 | 2 | 3 | 4 | 5 | 6 | 7 | 8 | 9 | 10 | 11 | 12 | 13 | 14 | 15 | 16 | 17 | 18 | 19 | 20 |
| 1 | JACOBSON Sada | USA | 1 | 1 | 1 | 1 | 1 | 1 | 2 | 2 | 3 | 3 | 4 | 5 | 5 | 6 | 6 | 7 | 8 | 9 | 10 | 11 |
| 15 | KHARLAN Olga | UKR | 0 | 1 | 2 | 3 | 4 | 5 | 5 | 6 | 6 | 7 | 7 | 7 | 8 | 8 | 9 | 9 | 9 | 9 | 9 | 9 |

| | | 2nd | | | | | | | | | | |
|------|---------------|----------|----|----|----|----|----|----|----|----|----|----|
| Seed | Name | NOC Code | 12 | 13 | 13 | 13 | 13 | 14 | 14 | 15 | 15 | 15 |
| 1 | JACOBSON Sada | USA | 12 | 13 | 13 | 13 | 13 | 14 | 14 | 15 | 15 | 15 |
| 15 | KHARLAN Olga | UKR | 9 | 9 | 10 | 11 | 12 | 12 | 13 | 13 | 13 | 13 |

| Warnings and Penalties | Bout Time | Overtime | Warnings and Penalties |
|---|-----------|----------|------------------------|
| Yellow card: 0 | 4:03 | -- | Yellow card: 1 |
| Red card: 0 | | | Red card: 0 |
| Black card: 0 | | | Black card: 0 |
| Referee: VAZQUEZ Daniel (ESP) | | | |
| Assistant: PHAM Anh Tuan (VIE) | | | |
| Assistant: EL ARABY Tamer Mohamed (EGY) | | | |

| | | | | | | |
|----------------|---------------------------|------------|----------------------------|------------|---------------------------|-----------------|
| Legend: | | | | | | |
| 1st | Result after first period | 2nd | Result after second period | 3rd | Result after third period | D Defeat |
| V | Victory | Y | Yellow | | | |



BOUT RESULTS

比赛成绩 (个人) / RÉSULTATS PAR COMBAT

| | | | |
|------|----|-------|---|
| BOUT | 28 | PISTE | Y |
|------|----|-------|---|

| Seed | Name | NOC Code | Score | | Score | Seed | Name | NOC Code |
|------|---------------------|----------|-----------|---|-----------|------|----------------|----------|
| 10 | DYACHENKO Ekaterina | RUS | 14 | - | 15 | 26 | KHOMROVA Olena | UKR |
| | | | D | | V | | | |

| | | 1st | | | | | | | | | | | | | | | | | | | | | |
|----|---------------------|-----|---|---|---|---|---|---|---|---|---|---|---|---|---|---|---|---|---|---|----|----|---|
| 10 | DYACHENKO Ekaterina | RUS | 1 | 1 | 1 | 2 | 3 | 3 | 3 | 4 | 4 | 4 | 4 | 5 | 6 | 7 | 8 | 9 | 9 | 9 | 9 | 9 | 9 |
| 26 | KHOMROVA Olena | UKR | 0 | 1 | 2 | 2 | 2 | 3 | 4 | 4 | 5 | 6 | 6 | 6 | 6 | 6 | 6 | 7 | 8 | 9 | 10 | 11 | |

| | | 2nd | | | | | | | | | | |
|----|---------------------|-----|----|----|----|----|----|----|----|----|----|--|
| 10 | DYACHENKO Ekaterina | RUS | 10 | 11 | 12 | 13 | 14 | 14 | 14 | 14 | 14 | |
| 26 | KHOMROVA Olena | UKR | 11 | 11 | 11 | 11 | 11 | 12 | 13 | 14 | 15 | |

| Warnings and Penalties | Bout Time | Overtime | Warnings and Penalties |
|-----------------------------------|-----------|----------|------------------------|
| Yellow card: 0 | 3:47 | -- | Yellow card: 0 |
| Red card: 0 | | | Red card: 0 |
| Black card: 0 | | | Black card: 0 |
| Referee: FLOREA Marius (ROU) | | | |
| Assistant: BOUNACHADA Ayach (CAN) | | | |
| Assistant: PHAM Anh Tuan (VIE) | | | |

| | | | | | | |
|----------------|---------------------------|------------|----------------------------|------------|---------------------------|-----------------|
| Legend: | | | | | | |
| 1st | Result after first period | 2nd | Result after second period | 3rd | Result after third period | D Defeat |
| V | Victory | Y | Yellow | | | |



BOUT RESULTS

比赛成绩 (个人) / RÉSULTATS PAR COMBAT

| | | | |
|------|----|-------|---|
| BOUT | 25 | PISTE | R |
|------|----|-------|---|

| Seed | Name | NOC Code | Score | | Score | Seed | Name | NOC Code |
|------|-----------------|----------|-------|---|-------|------|---------------|----------|
| 6 | VELIKAYA Sofiya | RUS | 15 | - | 6 | 12 | BIANCO Ilaria | ITA |
| | | | V | | D | | | |

1st

| | | | | | | | | | | | | | | | | | | | | | | |
|----|-----------------|-----|---|---|---|---|---|---|---|---|---|---|---|----|----|----|----|----|----|----|----|----|
| 6 | VELIKAYA Sofiya | RUS | 1 | 2 | 3 | 4 | 4 | 5 | 5 | 6 | 7 | 8 | 9 | 10 | 10 | 11 | 11 | 12 | 13 | 13 | 13 | 14 |
| 12 | BIANCO Ilaria | ITA | 0 | 0 | 0 | 0 | 1 | 1 | 2 | 2 | 2 | 2 | 2 | 2 | 3 | 3 | 4 | 4 | 4 | 5 | 6 | 6 |

2nd

| | | | |
|----|-----------------|-----|----|
| 6 | VELIKAYA Sofiya | RUS | 15 |
| 12 | BIANCO Ilaria | ITA | 6 |

| Warnings and Penalties | Bout Time | Overtime | Warnings and Penalties |
|------------------------------------|-----------|----------|------------------------|
| Yellow card: 0 | 3:42 | -- | Yellow card: 0 |
| Red card: 0 | | | Red card: 0 |
| Black card: 0 | | | Black card: 0 |
| Referee: TOURE Papa Khassoum (SEN) | | | |
| Assistant: FINDLAY Douglas (USA) | | | |
| Assistant: BOUNACHADA Ayach (CAN) | | | |

| | | | | | | |
|----------------|---------------------------|-----|----------------------------|-----|---------------------------|----------|
| Legend: | | | | | | |
| 1st | Result after first period | 2nd | Result after second period | 3rd | Result after third period | D Defeat |
| R | Red | V | Victory | | | |



BOUT RESULTS

比赛成绩 (个人) / RÉSULTATS PAR COMBAT

| | | | |
|------|----|-------|---|
| BOUT | 29 | PISTE | R |
|------|----|-------|---|

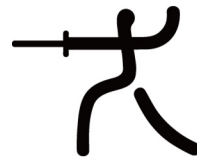
| Seed | Name | NOC Code | Score | | Score | Seed | Name | NOC Code |
|------|-------------|----------|-------|---|-------|------|---------|----------|
| 14 | KIM Keumhwa | KOR | 8 | - | 15 | 3 | TAN Xue | CHN |
| | | | D | | V | | | |

| | | 1st | | | | | | | | | | | | | | | | | | | | |
|----|-------------|-----|---|---|---|---|---|---|---|---|---|---|---|---|----|----|----|----|----|----|----|----|
| 14 | KIM Keumhwa | KOR | 0 | 0 | 0 | 1 | 1 | 1 | 2 | 3 | 3 | 3 | 3 | 3 | 3 | 4 | 4 | 4 | 4 | 5 | 5 | 6 |
| 3 | TAN Xue | CHN | 1 | 2 | 3 | 3 | 4 | 5 | 5 | 5 | 6 | 7 | 8 | 9 | 10 | 10 | 11 | 12 | 13 | 13 | 14 | 14 |

| | | 2nd | | | |
|----|-------------|-----|----|----|----|
| 14 | KIM Keumhwa | KOR | 7 | 8 | 8 |
| 3 | TAN Xue | CHN | 14 | 14 | 15 |

| Warnings and Penalties | Bout Time | Overtime | Warnings and Penalties |
|---------------------------------------|-----------|----------|------------------------|
| Yellow card: 0 | 3:56 | -- | Yellow card: 0 |
| Red card: 0 | | | Red card: 0 |
| Black card: 0 | | | Black card: 0 |
| Referee: SACH David (GBR) | | | |
| Referee: VASQUEZ Rodrigo (CHI) | | | |
| Assistant: TROIS de AVILA Regis (BRA) | | | |

| | | | | | | |
|----------------|---------------------------|-----|----------------------------|-----|---------------------------|----------|
| Legend: | | | | | | |
| 1st | Result after first period | 2nd | Result after second period | 3rd | Result after third period | D Defeat |
| R | Red | V | Victory | | | |



BOUT RESULTS

比赛成绩 (个人) / RÉSULTATS PAR COMBAT

| | | | |
|------|----|-------|---|
| BOUT | 26 | PISTE | B |
|------|----|-------|---|

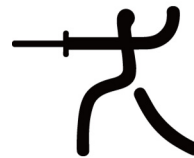
| Seed | Name | NOC Code | Score | | Score | Seed | Name | NOC Code |
|------|------------------|----------|----------|---|-----------|------|--------------|----------|
| 30 | WIECKOWSKA Irena | POL | 6 | - | 15 | 13 | BAO Yingying | CHN |
| | | | D | | V | | | |

| | | 1st | | | | | | | | | | | | | | | | | | | | |
|----|------------------|-----|---|---|---|---|---|---|---|---|---|---|---|---|---|----|----|----|----|----|----|----|
| 30 | WIECKOWSKA Irena | POL | 0 | 1 | 1 | 1 | 1 | 2 | 3 | 3 | 3 | 3 | 4 | 4 | 4 | 4 | 5 | 5 | 5 | 5 | 5 | 6 |
| 13 | BAO Yingying | CHN | 1 | 1 | 2 | 3 | 4 | 4 | 4 | 5 | 6 | 7 | 7 | 8 | 9 | 10 | 10 | 11 | 12 | 13 | 14 | 14 |

| | | 2nd | |
|----|------------------|-----|----|
| 30 | WIECKOWSKA Irena | POL | 6 |
| 13 | BAO Yingying | CHN | 15 |

| Warnings and Penalties | Bout Time | Overtime | Warnings and Penalties |
|---------------------------------------|-----------|----------|------------------------|
| Yellow card: 0 | 3:29 | -- | Yellow card: 0 |
| Red card: 0 | | | Red card: 0 |
| Black card: 0 | | | Black card: 0 |
| Referee: SIESTO Marco (ITA) | | | |
| Assistant: TROIS de AVILA Regis (BRA) | | | |
| Assistant: KAPOSVARI Zsolt (HUN) | | | |

| | | | | | | |
|----------------|---------------------------|------------|----------------------------|------------|---------------------------|---------------|
| Legend: | | | | | | |
| 1st | Result after first period | 2nd | Result after second period | 3rd | Result after third period | B Blue |
| D | Defeat | V | Victory | | | |



BOUT RESULTS

比赛成绩 (个人) / RÉSULTATS PAR COMBAT

| | | | |
|------|----|-------|---|
| BOUT | 30 | PISTE | B |
|------|----|-------|---|

| Seed | Name | NOC Code | Score | | Score | Seed | Name | NOC Code |
|------|---------------|----------|-----------|---|-----------|------|----------------|----------|
| 11 | JOZWIAK Bogna | POL | 13 | - | 15 | 5 | ZAGUNIS Mariel | USA |
| | | | D | | V | | | |

| | | 1st | | | | | | | | | | | | | | | | | | | | | |
|----|----------------|-----|---|---|---|---|---|---|---|---|---|---|---|---|---|---|---|---|---|---|----|----|----|
| 11 | JOZWIAK Bogna | POL | 0 | 1 | 1 | 2 | 2 | 3 | 4 | 4 | 4 | 4 | 4 | 5 | 5 | 6 | 6 | 7 | 8 | 8 | 8 | 9 | 10 |
| 5 | ZAGUNIS Mariel | USA | 1 | 1 | 2 | 2 | 3 | 3 | 3 | 4 | 5 | 6 | 6 | 7 | 7 | 8 | 8 | 8 | 8 | 9 | 10 | 10 | 10 |

| | | 2nd | | | | | | | | | | |
|----|----------------|-----|----|----|----|----|----|----|----|----|--|--|
| 11 | JOZWIAK Bogna | POL | 10 | 10 | 10 | 11 | 11 | 12 | 13 | 13 | | |
| 5 | ZAGUNIS Mariel | USA | 11 | 12 | 13 | 13 | 14 | 14 | 14 | 15 | | |

| Warnings and Penalties | Bout Time | Overtime | Warnings and Penalties |
|--------------------------------|-----------|----------|------------------------|
| Yellow card: 0 | 3:20 | -- | Yellow card: 0 |
| Red card: 0 | | | Red card: 0 |
| Black card: 0 | | | Black card: 0 |
| Referee: MILENCHEV Vasil (BUL) | | | |
| Assistant: QIAO Min (CHN) | | | |
| Assistant: CHU Shisheng (CHN) | | | |

| | | | | | | |
|----------------|---------------------------|------------|----------------------------|------------|---------------------------|---------------|
| Legend: | | | | | | |
| 1st | Result after first period | 2nd | Result after second period | 3rd | Result after third period | B Blue |
| D | Defeat | V | Victory | | | |



BOUT RESULTS

比赛成绩 (个人) / RESULTATS PAR COMBAT

| | | | |
|------|----|-------|---|
| BOUT | 27 | PISTE | G |
|------|----|-------|---|

| Seed | Name | NOC Code | Score | | Score | Seed | Name | NOC Code |
|------|-------------|----------|-----------|---|-----------|------|--------------------|----------|
| 25 | BESBES Azza | TUN | 15 | - | 12 | 23 | OVTCHINNIKOVA Olga | CAN |
| | | | V | | D | | | |

| | | 1st | | | | | | | | | | | | | | | | | | | | |
|----|--------------------|-----|---|---|---|---|---|---|---|---|---|---|---|---|---|---|---|---|---|---|----|----|
| 25 | BESBES Azza | TUN | 0 | 0 | 0 | 0 | 0 | 1 | 2 | 2 | 3 | 4 | 4 | 5 | 5 | 5 | 6 | 7 | 8 | 9 | 9 | 10 |
| 23 | OVTCHINNIKOVA Olga | CAN | 1 | 2 | 3 | 4 | 5 | 5 | 5 | 6 | 6 | 6 | 7 | 7 | 8 | 9 | 9 | 9 | 9 | 9 | 10 | 10 |

| | | 2nd | | | | | | | |
|----|--------------------|-----|----|----|----|----|----|----|----|
| 25 | BESBES Azza | TUN | 11 | 12 | 13 | 14 | 14 | 14 | 15 |
| 23 | OVTCHINNIKOVA Olga | CAN | 10 | 10 | 10 | 10 | 11 | 12 | 12 |

| Warnings and Penalties | Bout Time | Overtime | Warnings and Penalties |
|----------------------------------|-----------|----------|------------------------|
| Yellow card: 0 | 3:43 | -- | Yellow card: 0 |
| Red card: 0 | | | Red card: 0 |
| Black card: 0 | | | Black card: 0 |
| Referee: JIANG Yefei (CHN) | | | |
| Assistant: VASQUEZ Rodrigo (CHI) | | | |
| Assistant: LIU Yuntao (CHN) | | | |

| | | | | | | |
|----------------|---------------------------|-----|----------------------------|-----|---------------------------|----------|
| Legend: | | | | | | |
| 1st | Result after first period | 2nd | Result after second period | 3rd | Result after third period | D Defeat |
| G | Green | V | Victory | | | |



BOUT RESULTS

比赛成绩 (个人) / RÉSULTATS PAR COMBAT

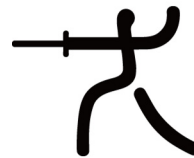
| | | | |
|------|----|-------|---|
| BOUT | 31 | PISTE | G |
|------|----|-------|---|

| Seed | Name | NOC Code | Score | | Score | Seed | Name | NOC Code |
|------|--------------|----------|-------|---|-------|------|------------|----------|
| 18 | NAGY Orsolya | HUN | 5 | - | 15 | 2 | WARD Becca | USA |
| | | | D | | V | | | |

| Seed | Name | NOC | 1st | | | | | | | | | | 2nd | | | | | | | | | |
|------|--------------|-----|-----|---|---|---|---|---|---|---|---|---|-----|----|----|----|----|----|----|----|----|----|
| | | | 0 | 1 | 2 | 3 | 4 | 5 | 6 | 7 | 8 | 9 | 10 | 11 | 12 | 13 | 14 | 15 | | | | |
| 18 | NAGY Orsolya | HUN | 0 | 0 | 1 | 1 | 1 | 1 | 1 | 1 | 1 | 1 | 1 | 2 | 2 | 2 | 2 | 2 | 3 | 4 | 5 | 5 |
| 2 | WARD Becca | USA | 1 | 2 | 2 | 3 | 4 | 5 | 6 | 7 | 8 | 9 | 9 | 10 | 11 | 12 | 13 | 14 | 14 | 14 | 14 | 15 |

| Warnings and Penalties | Bout Time | Overtime | Warnings and Penalties |
|----------------------------------|-----------|----------|------------------------|
| Yellow card: 0 | 3:35 | -- | Yellow card: 0 |
| Red card: 0 | | | Red card: 0 |
| Black card: 0 | | | Black card: 0 |
| Referee: ZHENG Kang Zhao (HKG) | | | |
| Assistant: GABY Bruno (FRA) | | | |
| Assistant: KAPOSVARI Zsolt (HUN) | | | |

| | | | | | | |
|----------------|---------------------------|-----|----------------------------|-----|---------------------------|----------|
| Legend: | | | | | | |
| 1st | Result after first period | 2nd | Result after second period | 3rd | Result after third period | D Defeat |
| G | Green | V | Victory | | | |



BOUT RESULTS

比赛成绩 (个人) / RÉSULTATS PAR COMBAT

| | | | |
|------|----|-------|---|
| BOUT | 32 | PISTE | Y |
|------|----|-------|---|

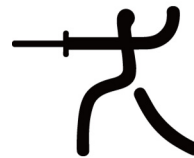
| Seed | Name | NOC Code | Score | | Score | Seed | Name | NOC Code |
|------|---------------|----------|-----------|---|-----------|------|----------------|----------|
| 1 | JACOBSON Sada | USA | 15 | - | 11 | 26 | KHOMROVA Olena | UKR |
| | | | V | | D | | | |

| | | 1st | | | | | | | | | | | | | | | | | | | | |
|------|----------------|----------|---|---|---|---|---|---|---|---|---|---|---|---|---|----|----|----|----|----|----|---|
| Seed | Name | NOC Code | 1 | 2 | 3 | 4 | 5 | 6 | 6 | 6 | 6 | 7 | 8 | 9 | 9 | 10 | 11 | 11 | 11 | 11 | | |
| 1 | JACOBSON Sada | USA | 1 | 2 | 2 | 3 | 4 | 5 | 6 | 6 | 6 | 6 | 7 | 8 | 9 | 9 | 10 | 11 | 11 | 11 | 11 | |
| 26 | KHOMROVA Olena | UKR | 0 | 0 | 1 | 1 | 1 | 1 | 1 | 2 | 3 | 4 | 4 | 4 | 4 | 5 | 5 | 5 | 6 | 7 | 8 | 9 |

| | | 2nd | | | | | |
|------|----------------|----------|----|----|----|----|----|
| Seed | Name | NOC Code | 12 | 13 | 13 | 14 | 15 |
| 1 | JACOBSON Sada | USA | 12 | 13 | 13 | 14 | 15 |
| 26 | KHOMROVA Olena | UKR | 9 | 9 | 10 | 11 | 11 |

| Warnings and Penalties | Bout Time | Overtime | Warnings and Penalties |
|---|-----------|----------|------------------------|
| Yellow card: 0 | 3:26 | -- | Yellow card: 1 |
| Red card: 0 | | | Red card: 0 |
| Black card: 0 | | | Black card: 0 |
| Referee: TOURE Papa Khassoum (SEN) | | | |
| Assistant: JIANG Yefei (CHN) | | | |
| Assistant: WANG Fuchi (CHN) | | | |

| | | | | | | |
|----------------|---------------------------|------------|----------------------------|------------|---------------------------|-----------------|
| Legend: | | | | | | |
| 1st | Result after first period | 2nd | Result after second period | 3rd | Result after third period | D Defeat |
| V | Victory | Y | Yellow | | | |



BOUT RESULTS

比赛成绩 (个人) / RÉSULTATS PAR COMBAT

| | | | |
|------|----|-------|---|
| BOUT | 33 | PISTE | R |
|------|----|-------|---|

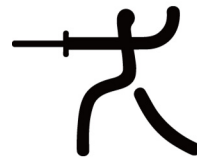
| Seed | Name | NOC Code | Score | | Score | Seed | Name | NOC Code |
|------|-----------------|----------|-----------|---|----------|------|---------|----------|
| 6 | VELIKAYA Sofiya | RUS | 15 | - | 9 | 3 | TAN Xue | CHN |
| | | | V | | D | | | |

| | | 1st | | | | | | | | | | | | | | | | | | | | |
|---|-----------------|-----|---|---|---|---|---|---|---|---|---|---|---|---|---|---|----|----|----|----|----|----|
| 6 | VELIKAYA Sofiya | RUS | 0 | 0 | 1 | 2 | 2 | 3 | 4 | 5 | 5 | 5 | 6 | 7 | 8 | 9 | 10 | 10 | 10 | 11 | 11 | 11 |
| 3 | TAN Xue | CHN | 1 | 2 | 2 | 2 | 3 | 3 | 3 | 3 | 4 | 5 | 5 | 5 | 5 | 5 | 5 | 6 | 7 | 7 | 8 | 9 |

| | | 2nd | | | | |
|---|-----------------|-----|----|----|----|----|
| 6 | VELIKAYA Sofiya | RUS | 12 | 13 | 14 | 15 |
| 3 | TAN Xue | CHN | 9 | 9 | 9 | 9 |

| Warnings and Penalties | Bout Time | Overtime | Warnings and Penalties |
|---------------------------------|-----------|----------|------------------------|
| Yellow card: 0 | 0:26 | -- | Yellow card: 0 |
| Red card: 0 | | | Red card: 0 |
| Black card: 0 | | | Black card: 0 |
| Referee: KAPOSVARI Zsolt (HUN) | | | |
| Assistant: VAZQUEZ Daniel (ESP) | | | |
| Assistant: SACH David (GBR) | | | |

| | | | | | | |
|----------------|---------------------------|-----|----------------------------|-----|---------------------------|----------|
| Legend: | | | | | | |
| 1st | Result after first period | 2nd | Result after second period | 3rd | Result after third period | D Defeat |
| R | Red | V | Victory | | | |



BOUT RESULTS

比赛成绩 (个人) / RÉSULTATS PAR COMBAT

| | | | |
|------|----|-------|---|
| BOUT | 34 | PISTE | B |
|------|----|-------|---|

| Seed | Name | NOC Code | Score | | Score | Seed | Name | NOC Code |
|------|--------------|----------|-------|---|-------|------|----------------|----------|
| 13 | BAO Yingying | CHN | 9 | - | 15 | 5 | ZAGUNIS Mariel | USA |
| | | | D | | V | | | |

| | | 1st | | | | | | | | | | | | | | | | | | | | | |
|----|----------------|-----|---|---|---|---|---|---|---|---|---|---|---|---|----|----|----|----|----|----|----|----|---|
| 13 | BAO Yingying | CHN | 0 | 0 | 1 | 1 | 2 | 2 | 2 | 3 | 3 | 3 | 3 | 3 | 3 | 3 | 4 | 4 | 4 | 4 | 5 | 6 | 7 |
| 5 | ZAGUNIS Mariel | USA | 1 | 2 | 2 | 3 | 3 | 4 | 5 | 5 | 6 | 7 | 8 | 9 | 10 | 10 | 11 | 12 | 13 | 13 | 13 | 13 | |

| | | 2nd | | | | |
|----|----------------|-----|----|----|----|----|
| 13 | BAO Yingying | CHN | 7 | 8 | 9 | 9 |
| 5 | ZAGUNIS Mariel | USA | 14 | 14 | 14 | 15 |

| Warnings and Penalties | Bout Time | Overtime | Warnings and Penalties |
|---|-----------|----------|------------------------|
| Yellow card: 1 | 3:54 | -- | Yellow card: 0 |
| Red card: 0 | | | Red card: 0 |
| Black card: 0 | | | Black card: 0 |
| Referee: GABY Bruno (FRA) | | | |
| Assistant: BOUNACHADA Ayach (CAN) | | | |
| Assistant: EL ARABY Tamer Mohamed (EGY) | | | |

| | | | | | | |
|----------------|---------------------------|-----|----------------------------|-----|---------------------------|--------|
| Legend: | | | | | | |
| 1st | Result after first period | 2nd | Result after second period | 3rd | Result after third period | B Blue |
| D | Defeat | V | Victory | | | |



BOUT RESULTS

比赛成绩 (个人) / RÉSULTATS PAR COMBAT

| | | | |
|------|----|-------|---|
| BOUT | 35 | PISTE | G |
|------|----|-------|---|

| Seed | Name | NOC Code | Score | | Score | Seed | Name | NOC Code |
|------|-------------|----------|-----------|---|-----------|------|------------|----------|
| 25 | BESBES Azza | TUN | 14 | - | 15 | 2 | WARD Becca | USA |
| | | | D | | V | | | |

| | | 1st | | | | | | | | | | | | | | | | | | | | |
|----|-------------|-----|---|---|---|---|---|---|---|---|---|---|---|---|---|---|---|---|---|----|----|----|
| 25 | BESBES Azza | TUN | 0 | 0 | 1 | 1 | 2 | 3 | 4 | 4 | 5 | 6 | 6 | 7 | 8 | 8 | 9 | 9 | 9 | 10 | 10 | 10 |
| 2 | WARD Becca | USA | 1 | 2 | 2 | 3 | 3 | 3 | 3 | 4 | 4 | 4 | 5 | 5 | 5 | 6 | 6 | 7 | 8 | 8 | 9 | 10 |

| | | 2nd | | | | | | | | | |
|----|-------------|-----|----|----|----|----|----|----|----|----|----|
| 25 | BESBES Azza | TUN | 10 | 11 | 11 | 11 | 12 | 12 | 13 | 14 | 14 |
| 2 | WARD Becca | USA | 11 | 11 | 12 | 13 | 13 | 14 | 14 | 14 | 15 |

| Warnings and Penalties | Bout Time | Overtime | Warnings and Penalties |
|---------------------------------------|-----------|----------|------------------------|
| Yellow card: 0 | 4:22 | -- | Yellow card: 0 |
| Red card: 0 | | | Red card: 0 |
| Black card: 0 | | | Black card: 0 |
| Referee: SIESTO Marco (ITA) | | | |
| Assistant: TROIS de AVILA Regis (BRA) | | | |
| Assistant: VASQUEZ Rodrigo (CHI) | | | |

| | | | | | | |
|----------------|---------------------------|------------|----------------------------|------------|---------------------------|-----------------|
| Legend: | | | | | | |
| 1st | Result after first period | 2nd | Result after second period | 3rd | Result after third period | D Defeat |
| G | Green | V | Victory | | | |



BOUT RESULTS

比赛成绩 (个人) / RÉSULTATS PAR COMBAT

| | | | |
|------|----|-------|---|
| BOUT | 36 | PISTE | A |
|------|----|-------|---|

| Seed | Name | NOC Code | Score | | Score | Seed | Name | NOC Code |
|------|---------------|----------|-----------|---|-----------|------|-----------------|----------|
| 1 | JACOBSON Sada | USA | 15 | - | 11 | 6 | VELIKAYA Sofiya | RUS |
| | | | V | | D | | | |

| | | 1st | | | | | | | | | | | | | | | | | | | | |
|------|-----------------|----------|---|---|---|---|---|---|---|---|---|---|---|---|---|---|---|---|---|---|----|----|
| Seed | Name | NOC Code | 0 | 1 | 1 | 1 | 1 | 1 | 2 | 2 | 3 | 3 | 4 | 5 | 5 | 6 | 7 | 7 | 8 | 9 | 9 | 10 |
| 1 | JACOBSON Sada | USA | 0 | 1 | 1 | 1 | 1 | 1 | 2 | 2 | 3 | 3 | 4 | 5 | 5 | 6 | 7 | 7 | 8 | 9 | 9 | 10 |
| 6 | VELIKAYA Sofiya | RUS | 1 | 1 | 2 | 3 | 4 | 5 | 5 | 6 | 6 | 7 | 7 | 7 | 8 | 8 | 8 | 9 | 9 | 9 | 10 | 10 |

| | | 2nd | | | | | | |
|------|-----------------|----------|----|----|----|----|----|----|
| Seed | Name | NOC Code | 11 | 11 | 12 | 13 | 14 | 15 |
| 1 | JACOBSON Sada | USA | 11 | 11 | 12 | 13 | 14 | 15 |
| 6 | VELIKAYA Sofiya | RUS | 10 | 11 | 11 | 11 | 11 | 11 |

| Warnings and Penalties | Bout Time | Overtime | Warnings and Penalties |
|--|-----------|----------|------------------------|
| Yellow card: 0 | 3:48 | -- | Yellow card: 0 |
| Red card: 0 | | | Red card: 0 |
| Black card: 0 | | | Black card: 0 |
| Referee: SIESTO Marco (ITA) | | | |
| Assistant: VAZQUEZ Daniel (ESP) | | | |
| Assistant: FLOREA Marius (ROU) | | | |

| | | | | | | |
|----------------|---------------------------|------------|----------------------------|------------|---------------------------|----------------|
| Legend: | | | | | | |
| 1st | Result after first period | 2nd | Result after second period | 3rd | Result after third period | A Final |
| D | Defeat | V | Victory | | | |



BOUT RESULTS

比赛成绩 (个人) / RÉSULTATS PAR COMBAT

| | | | |
|------|----|-------|---|
| BOUT | 37 | PISTE | A |
|------|----|-------|---|

| Seed | Name | NOC Code | Score | | Score | Seed | Name | NOC Code |
|------|----------------|----------|-----------|---|-----------|------|------------|----------|
| 5 | ZAGUNIS Mariel | USA | 15 | - | 11 | 2 | WARD Becca | USA |
| | | | V | | D | | | |

| | | 1st | | | | | | | | | | | | | | | | | | | | |
|---|----------------|-----|---|---|---|---|---|---|---|---|---|---|---|---|---|---|---|----|----|----|----|----|
| 5 | ZAGUNIS Mariel | USA | 1 | 2 | 2 | 2 | 3 | 3 | 4 | 4 | 5 | 6 | 6 | 7 | 7 | 8 | 9 | 10 | 10 | 10 | 11 | 11 |
| 2 | WARD Becca | USA | 0 | 0 | 1 | 2 | 2 | 3 | 3 | 4 | 4 | 4 | 5 | 5 | 6 | 6 | 6 | 6 | 7 | 8 | 8 | 9 |

| | | 2nd | | | | | | |
|---|----------------|-----|----|----|----|----|----|----|
| 5 | ZAGUNIS Mariel | USA | 11 | 12 | 13 | 14 | 14 | 15 |
| 2 | WARD Becca | USA | 10 | 10 | 10 | 10 | 11 | 11 |

| Warnings and Penalties | Bout Time | Overtime | Warnings and Penalties |
|------------------------------------|-----------|----------|------------------------|
| Yellow card: 0 | 3:42 | -- | Yellow card: 0 |
| Red card: 0 | | | Red card: 0 |
| Black card: 0 | | | Black card: 0 |
| Referee: TOURE Papa Khassoum (SEN) | | | |
| Assistant: MILENCHEV Vasil (BUL) | | | |
| Assistant: GABY Bruno (FRA) | | | |

| | | | | | | |
|----------------|---------------------------|-----|----------------------------|-----|---------------------------|---------|
| Legend: | | | | | | |
| 1st | Result after first period | 2nd | Result after second period | 3rd | Result after third period | A Final |
| D | Defeat | V | Victory | | | |



BOUT RESULTS

比赛成绩 (个人) / RÉSULTATS PAR COMBAT

| | | | |
|------|----|-------|---|
| BOUT | 39 | PISTE | A |
|------|----|-------|---|

| Seed | Name | NOC Code | Score | | Score | Seed | Name | NOC Code |
|------|---------------|----------|-------|---|-------|------|----------------|----------|
| 1 | JACOBSON Sada | USA | 8 | - | 15 | 5 | ZAGUNIS Mariel | USA |
| | | | D | | V | | | |

| | | 1st | | | | | | | | | | | | | | | | | | | | |
|---|----------------|-----|---|---|---|---|---|---|---|---|---|---|---|---|---|---|----|----|----|----|----|----|
| 1 | JACOBSON Sada | USA | 0 | 0 | 1 | 2 | 2 | 2 | 3 | 3 | 4 | 4 | 4 | 4 | 4 | 5 | 5 | 5 | 6 | 6 | 7 | 8 |
| 5 | ZAGUNIS Mariel | USA | 1 | 2 | 2 | 2 | 3 | 4 | 4 | 5 | 5 | 6 | 7 | 8 | 9 | 9 | 10 | 11 | 11 | 12 | 12 | 12 |

| | | 2nd | | | |
|---|----------------|-----|----|----|----|
| 1 | JACOBSON Sada | USA | 8 | 8 | 8 |
| 5 | ZAGUNIS Mariel | USA | 13 | 14 | 15 |

| Warnings and Penalties | Bout Time | Overtime | Warnings and Penalties |
|--------------------------------|-----------|----------|------------------------|
| Yellow card: 0 | 3:34 | -- | Yellow card: 0 |
| Red card: 0 | | | Red card: 0 |
| Black card: 0 | | | Black card: 0 |
| Referee: KAPOSVARI Zsolt (HUN) | | | |
| Assistant: JIANG Yefei (CHN) | | | |
| Assistant: SACH David (GBR) | | | |

| | | | | | | |
|----------------|---------------------------|-----|----------------------------|-----|---------------------------|---------|
| Legend: | | | | | | |
| 1st | Result after first period | 2nd | Result after second period | 3rd | Result after third period | A Final |
| D | Defeat | V | Victory | | | |



BOUT RESULTS

CORRECTED

比赛成绩 (个人) / RESULTATS PAR COMBAT

| | | | |
|------|----|-------|---|
| BOUT | 38 | PISTE | A |
|------|----|-------|---|

| Seed | Name | NOC Code | Score | | Score | Seed | Name | NOC Code |
|------|-----------------|----------|-------|---|-------|------|------------|----------|
| 6 | VELIKAYA Sofiya | RUS | 14 | - | 15 | 2 | WARD Becca | USA |
| | | | D | | V | | | |

| | | 1st | | | | | | | | | | | | | | | | | | | | | |
|---|-----------------|-----|---|---|---|---|---|---|---|---|---|---|---|---|---|---|---|---|---|---|----|----|----|
| 6 | VELIKAYA Sofiya | RUS | 1 | 1 | 2 | 3 | 4 | 5 | 6 | 6 | 6 | 6 | 6 | 6 | 7 | 8 | 8 | 8 | 9 | 9 | 10 | 11 | 11 |
| 2 | WARD Becca | USA | 0 | 1 | 1 | 1 | 1 | 1 | 1 | 1 | 2 | 3 | 4 | 5 | 5 | 5 | 6 | 7 | 7 | 8 | 8 | 8 | 9 |

| | | 2nd | | | | | | | | | | | |
|---|-----------------|-----|----|----|----|----|----|----|----|----|----|--|--|
| 6 | VELIKAYA Sofiya | RUS | 11 | 11 | 11 | 11 | 12 | 13 | 13 | 14 | 14 | | |
| 2 | WARD Becca | USA | 10 | 11 | 12 | 13 | 13 | 13 | 14 | 14 | 15 | | |

| Warnings and Penalties | Bout Time | Overtime | Warnings and Penalties |
|--------------------------------|-----------|----------|------------------------|
| Yellow card: 0 | 3:53 | -- | Yellow card: 0 |
| Red card: 0 | | | Red card: 0 |
| Black card: 0 | | | Black card: 0 |
| Referee: ZHENG Kang Zhao (CHN) | | | |
| Assistant: WANG Xingqi (CHN) | | | |
| Assistant: SACH David (GBR) | | | |

| | | | | | | |
|----------------|---------------------------|-----|----------------------------|-----|---------------------------|---------|
| Legend: | | | | | | |
| 1st | Result after first period | 2nd | Result after second period | 3rd | Result after third period | A Final |
| D | Defeat | V | Victory | | | |



OLYMPIC SEEDING TEAM As of 7 AUG 2008

奥林匹克团体种子位置 / CLASSEMENT OLYMPIQUE DES TÊTE DE SÉRIE (PAR ÉQUIPES)

| Olympic Seed | FIE Ranking (01 AUG 2008) | NOC | Name |
|--------------|---------------------------|---------------------|---|
| 1 | 1 | USA - United States | JACOBSON Sada WARD Becca ZAGUNIS Mariel S WOZNIAK Dagmara |
| 2 | 2 | FRA - France | PERRUS Leonore TOUYA Anne-Lise VERGNE Carole S MARY Solenn |
| 3 | 3 | CHN - China | BAO Yingying HUANG Haiyang TAN Xue S NI Hong |
| 4 | 4 | RUS - Russian Fed. | DYACHENKO Ekaterina NECHAEVA Elena VELIKAYA Sofiya S FEDORKINA Ekaterina |
| 5 | 5 | UKR - Ukraine | KHARLAN Olga KHOMROVA Olena PUNDYK Halyna S ZHOVNIR Olha |
| 6 | 6 | POL - Poland | JOZWIAK Bogna SOCHA Aleksandra WIECKOWSKA Irena S KOZACZUK Malgorzata |
| 7 | 9 | CAN - Canada | CLOUTIER Julie OVTCHINNIKOVA Olga SASSINE Sandra S SASCHENBRECKER Wendy |
| 8 | 21 | RSA - South Africa | CHETTY Jyoti WOOD Elvira du PLOOY Adele S GOSHER Shelley |

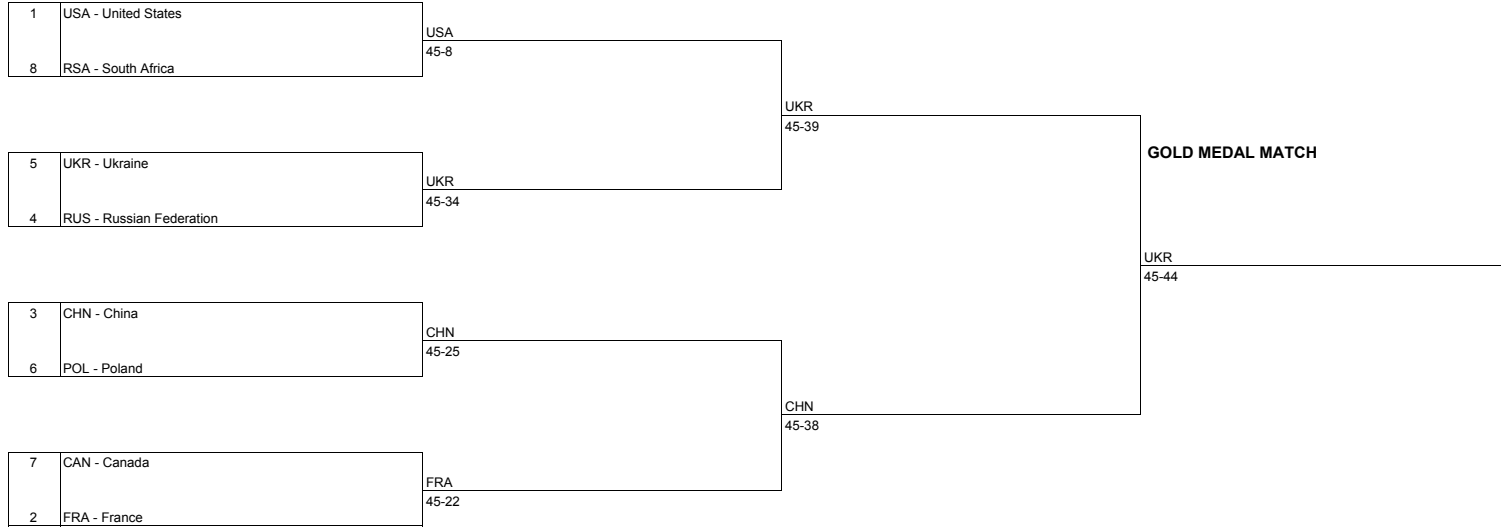
Note:
All changes are available in INFO

Legend:
N Team has no FIE Rank S Substitute



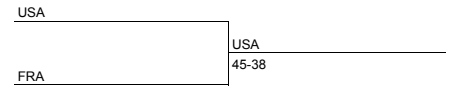
RESULTS BRACKET - TEAM
淘汰表 (团体) / TABLEAU DES MATCHS AVEC RÉSULTATS

| D# | Quarterfinals | Semifinals | Final |
|----|---------------|------------|-------|
|----|---------------|------------|-------|




GOLD MEDAL MATCH

BRONZE MEDAL MATCH



CLASSIFICATION 5-8

Placement 5-6



Legend:

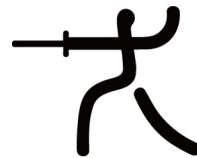
D# Draw number



FENCING HALL
击剑馆
PAVILLON D'ESCRIME

FENCING
击剑 / ESCRIME

WOMEN'S TEAM SABRE
女子佩剑团体 / SABRE PAR EQUIPES - FEMMES



FINAL STANDINGS As of 14 AUG 2008
最后排名 / CLASSEMENT FINAL

| Rank | NOC | Medal |
|------|---------------------|--------|
| 1 | UKR - Ukraine | Gold |
| 2 | CHN - China | Silver |
| 3 | USA - United States | Bronze |
| 4 | FRA - France | |
| 5 | RUS - Russian Fed. | |
| 6 | POL - Poland | |
| 7 | CAN - Canada | |
| 8 | RSA - South Africa | |



MATCH RESULTS

比赛成绩 (团体) / RÉSULTATS DU MATCH

CORRECTED

| | | | |
|-------|---|-------|---|
| MATCH | 1 | PISTE | Y |
|-------|---|-------|---|

| USA - United States | | | 45 V | Final | 8 D | RSA - South Africa | |
|-------------------------------|---------|--------------------------------------|---------|---------------------|---------------------|--------------------|--|
| Fencer | Touches | Score | vs | Score | Touches | Fencer | |
| WARD Becca | 5 | 5 | -- | 1 | 1 | du PLOOY Adele | |
| JACOBSON Sada | 5 | 10 | -- | 1 | 0 | WOOD Elvira | |
| ZAGUNIS Mariel | 5 | 15 | -- | 2 | 1 | CHETTY Jyoti | |
| WARD Becca | 5 | 20 | -- | 3 | 1 | WOOD Elvira | |
| ZAGUNIS Mariel | 5 | 25 | -- | 6 | 3 | du PLOOY Adele | |
| JACOBSON Sada | 5 | 30 | -- | 6 | 0 | CHETTY Jyoti | |
| ZAGUNIS Mariel | 5 | 35 | -- | 7 | 1 | WOOD Elvira | |
| WARD Becca | 5 | 40 | -- | 7 | 0 | CHETTY Jyoti | |
| JACOBSON Sada | 5 | 45 | -- | 8 | 1 | du PLOOY Adele | |
| Total Match Time: 2:42 | | | | Overtime: -- | | | |
| Warnings: | | Referees: | | | Warnings: | | |
| Yellow Card: | 0 | JIANG Yefei (CHN) | | | Yellow Card: | 0 | |
| Red Card: | 0 | WANG Changyong (CHN) | | | Red Card: | 0 | |
| Black Card: | 0 | Assistant: YANG Zhen (CHN) | | | Black Card: | 0 | |

| | | | | | | |
|----------------|---|--------|---|---------|---|--------|
| Legend: | D | Defeat | V | Victory | Y | Yellow |
|----------------|---|--------|---|---------|---|--------|



MATCH RESULTS

CORRECTED

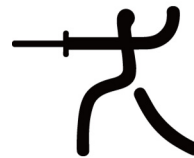
比赛成绩 (团体) / RÉSULTATS DU MATCH

| | | | |
|-------|---|-------|---|
| MATCH | 2 | PISTE | R |
|-------|---|-------|---|

| UKR - Ukraine | | | 45 V | Final | 34 D | RUS - Russian Federation | | |
|-------------------------------|---------|-------|----------------------|---------------------|---------|--------------------------|---|--|
| Fencer | Touches | Score | vs | Score | Touches | Fencer | | |
| KHARLAN Olga | 5 | 5 | -- | 2 | 2 | DYACHENKO Ekaterina | | |
| PUNDYK Halyna | 5 | 10 | -- | 7 | 5 | VELIKAYA Sofiya | | |
| KHOMROVA Olena | 5 | 15 | -- | 10 | 3 | NECHAEVA Elena | | |
| PUNDYK Halyna | 5 | 20 | -- | 15 | 5 | DYACHENKO Ekaterina | | |
| KHARLAN Olga | 5 | 25 | -- | 19 | 4 | NECHAEVA Elena | | |
| KHOMROVA Olena | 5 | 30 | -- | 25 | 6 | VELIKAYA Sofiya | | |
| PUNDYK Halyna | 5 | 35 | -- | 29 | 4 | NECHAEVA Elena | | |
| KHOMROVA Olena | 5 | 40 | -- | 33 | 4 | DYACHENKO Ekaterina | | |
| KHARLAN Olga | 5 | 45 | -- | 34 | 1 | VELIKAYA Sofiya | | |
| Total Match Time: 5:15 | | | | Overtime: -- | | | | |
| Warnings: | | | Referees: | | | Warnings: | | |
| Yellow Card: | 0 | | | GABY Bruno (FRA) | | Yellow Card: | 0 | |
| Red Card: | 0 | | | SIESTO Marco (ITA) | | Red Card: | 0 | |
| Black Card: | 0 | | | Assistant: | | Black Card: | 0 | |
| | | | VAZQUEZ Daniel (ESP) | | | | | |

Legend:

D Defeat R Red V Victory



MATCH RESULTS

比赛成绩 (团体) / RÉSULTATS DU MATCH

CORRECTED

| | | | |
|-------|---|-------|---|
| MATCH | 3 | PISTE | B |
|-------|---|-------|---|

| CHN - China | | | 45 V | Final | 25 D | POL - Poland | |
|-------------------------------|---------|-----------------------|---------|---------------------|---------------------|------------------|--|
| Fencer | Touches | Score | vs | Score | Touches | Fencer | |
| TAN Xue | 5 | 5 | -- | 3 | 3 | JOZWIAK Bogna | |
| HUANG Haiyang | 5 | 10 | -- | 5 | 2 | SOCHA Aleksandra | |
| BAO Yingying | 5 | 15 | -- | 8 | 3 | WIECKOWSKA Irena | |
| HUANG Haiyang | 5 | 20 | -- | 11 | 3 | JOZWIAK Bogna | |
| TAN Xue | 5 | 25 | -- | 11 | 0 | WIECKOWSKA Irena | |
| BAO Yingying | 5 | 30 | -- | 15 | 4 | SOCHA Aleksandra | |
| HUANG Haiyang | 5 | 35 | -- | 20 | 5 | WIECKOWSKA Irena | |
| BAO Yingying | 5 | 40 | -- | 22 | 2 | JOZWIAK Bogna | |
| TAN Xue | 5 | 45 | -- | 25 | 3 | SOCHA Aleksandra | |
| Total Match Time: 4:35 | | | | Overtime: -- | | | |
| Warnings: | | Referees: | | | Warnings: | | |
| Yellow Card: | 0 | FLOREA Marius (ROU) | | | Yellow Card: | 7 | |
| Red Card: | 0 | KAPOSVARI Zsolt (HUN) | | | Red Card: | 0 | |
| Black Card: | 0 | Assistant: | | | Black Card: | 0 | |
| | | MILENCHEV Vasil (BUL) | | | | | |

| | | | | | | |
|----------------|---|------|---|--------|---|---------|
| Legend: | B | Blue | D | Defeat | V | Victory |
|----------------|---|------|---|--------|---|---------|



MATCH RESULTS

比赛成绩 (团体) / RÉSULTATS DU MATCH

CORRECTED

| | | | |
|-------|---|-------|---|
| MATCH | 4 | PISTE | G |
|-------|---|-------|---|

| CAN - Canada | | | 22 D | Final | 45 V | FRA - France | | | |
|-------------------------------|---|-------|------------------|-----------------------|---------|------------------|--|--|--|
| Fencer | Touches | Score | vs | Score | Touches | Fencer | | | |
| OVTCHINNIKOVA Olga | 3 | 3 | -- | 5 | 5 | PERRUS Leonore | | | |
| CLOUTIER Julie | 1 | 4 | -- | 10 | 5 | TOUYA Anne-Lise | | | |
| SASSINE Sandra | 0 | 4 | -- | 15 | 5 | VERGNE Carole | | | |
| CLOUTIER Julie | 1 | 5 | -- | 20 | 5 | PERRUS Leonore | | | |
| OVTCHINNIKOVA Olga | 3 | 8 | -- | 25 | 5 | VERGNE Carole | | | |
| SASSINE Sandra | 5 | 13 | -- | 30 | 5 | TOUYA Anne-Lise | | | |
| CLOUTIER Julie | 5 | 18 | -- | 35 | 5 | VERGNE Carole | | | |
| SASSINE Sandra | 3 | 21 | -- | 40 | 5 | PERRUS Leonore | | | |
| OVTCHINNIKOVA Olga | 1 | 22 | -- | 45 | 5 | TOUYA Anne-Lise | | | |
| Total Match Time: 3:27 | | | | Overtime: -- | | | | | |
| Warnings: | | | Referees: | | | Warnings: | | | |
| Yellow Card: 0 | Referees: PHAM Anh Tuan (VIE) | | | Yellow Card: 0 | | | | | |
| Red Card: 0 | Referees: SACH David (GBR) | | | Red Card: 0 | | | | | |
| Black Card: 0 | Assistant: TOURE Papa Khassoum (SEN) | | | Black Card: 0 | | | | | |

| | | | | | | |
|----------------|---|--------|---|-------|---|---------|
| Legend: | D | Defeat | G | Green | V | Victory |
|----------------|---|--------|---|-------|---|---------|



MATCH RESULTS

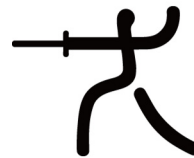
比赛成绩 (团体) / RÉSULTATS DU MATCH

CORRECTED

| | | | |
|-------|---|-------|---|
| MATCH | 7 | PISTE | Y |
|-------|---|-------|---|

| USA - United States | | | 39 D | Final | 45 V | UKR - Ukraine | | |
|-------------------------------|---------|-------|-----------------------|---------------------|---------|---------------------|---|--|
| Fencer | Touches | Score | vs | Score | Touches | Fencer | | |
| JACOBSON Sada | 5 | 5 | -- | 2 | 2 | KHOMROVA Olena | | |
| ZAGUNIS Mariel | 5 | 10 | -- | 9 | 7 | KHARLAN Olga | | |
| WARD Becca | 4 | 14 | -- | 15 | 6 | PUNDYK Halyna | | |
| ZAGUNIS Mariel | 4 | 18 | -- | 20 | 5 | KHOMROVA Olena | | |
| JACOBSON Sada | 7 | 25 | -- | 24 | 4 | PUNDYK Halyna | | |
| WARD Becca | 2 | 27 | -- | 30 | 6 | KHARLAN Olga | | |
| ZAGUNIS Mariel | 2 | 29 | -- | 35 | 5 | PUNDYK Halyna | | |
| WARD Becca | 6 | 35 | -- | 40 | 5 | KHOMROVA Olena | | |
| JACOBSON Sada | 4 | 39 | -- | 45 | 5 | KHARLAN Olga | | |
| Total Match Time: 5:13 | | | | Overtime: -- | | | | |
| Warnings: | | | Referees: | | | Warnings: | | |
| Yellow Card: | 0 | | KAPOSVARI Zsolt (HUN) | | | Yellow Card: | 0 | |
| Red Card: | 0 | | SACH David (GBR) | | | Red Card: | 0 | |
| Black Card: | 0 | | Assistant: | | | Black Card: | 0 | |
| | | | SIESTO Marco (ITA) | | | | | |

| | | | | | | |
|----------------|---|--------|---|---------|---|--------|
| Legend: | D | Defeat | V | Victory | Y | Yellow |
|----------------|---|--------|---|---------|---|--------|



MATCH RESULTS

比赛成绩 (团体) / RÉSULTATS DU MATCH

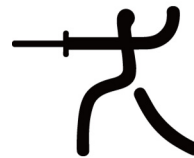
CORRECTED

| | | | |
|-------|---|-------|---|
| MATCH | 8 | PISTE | B |
|-------|---|-------|---|

| CHN - China | | | 45 V | Final | 38 D | FRA - France | | |
|-------------------------------|---------|-------|------------------|-----------------------|---------|---------------------|---|--|
| Fencer | Touches | Score | vs | Score | Touches | Fencer | | |
| TAN Xue | 4 | 4 | -- | 5 | 5 | PERRUS Leonore | | |
| NI Hong | 6 | 10 | -- | 9 | 4 | TOUYA Anne-Lise | | |
| BAO Yingying | 5 | 15 | -- | 12 | 3 | VERGNE Carole | | |
| NI Hong | 4 | 19 | -- | 20 | 8 | PERRUS Leonore | | |
| TAN Xue | 6 | 25 | -- | 22 | 2 | VERGNE Carole | | |
| BAO Yingying | 5 | 30 | -- | 27 | 5 | TOUYA Anne-Lise | | |
| NI Hong | 5 | 35 | -- | 28 | 1 | VERGNE Carole | | |
| BAO Yingying | 5 | 40 | -- | 31 | 3 | PERRUS Leonore | | |
| TAN Xue | 5 | 45 | -- | 38 | 7 | TOUYA Anne-Lise | | |
| Total Match Time: 5:24 | | | | Overtime: -- | | | | |
| Warnings: | | | Referees: | | | Warnings: | | |
| Yellow Card: | 0 | | | FLOREA Marius (ROU) | | Yellow Card: | 4 | |
| Red Card: | 0 | | | MILENCHEV Vasil (BUL) | | Red Card: | 0 | |
| Black Card: | 0 | | | Assistant: | | Black Card: | 0 | |
| | | | | VAZQUEZ Daniel (ESP) | | | | |

Legend:

B Blue D Defeat V Victory



MATCH RESULTS

比赛成绩 (团体) / RÉSULTATS DU MATCH

CORRECTED

| | | | |
|-------|---|-------|---|
| MATCH | 5 | PISTE | Y |
|-------|---|-------|---|

| RSA - South Africa | | | 13 D | Final | 45 V | RUS - Russian Federation | |
|-------------------------------|---------|--------------------------------------|---------|---------------------|---------------------|--------------------------|--|
| Fencer | Touches | Score | vs | Score | Touches | Fencer | |
| WOOD Elvira | 0 | 0 | -- | 5 | 5 | VELIKAYA Sofiya | |
| du PLOOY Adele | 4 | 4 | -- | 10 | 5 | NECHAEVA Elena | |
| CHETTY Jyoti | 0 | 4 | -- | 15 | 5 | FEDORKINA Ekaterina | |
| WOOD Elvira | 3 | 7 | -- | 20 | 5 | NECHAEVA Elena | |
| CHETTY Jyoti | 1 | 8 | -- | 25 | 5 | VELIKAYA Sofiya | |
| du PLOOY Adele | 1 | 9 | -- | 30 | 5 | FEDORKINA Ekaterina | |
| CHETTY Jyoti | 1 | 10 | -- | 35 | 5 | NECHAEVA Elena | |
| WOOD Elvira | 2 | 12 | -- | 40 | 5 | FEDORKINA Ekaterina | |
| du PLOOY Adele | 1 | 13 | -- | 45 | 5 | VELIKAYA Sofiya | |
| Total Match Time: 3:19 | | | | Overtime: -- | | | |
| Warnings: | | Referees: | | | Warnings: | | |
| Yellow Card: | 0 | JIANG Yefei (CHN) | | | Yellow Card: | 0 | |
| Red Card: | 0 | WANG Changyong (CHN) | | | Red Card: | 0 | |
| Black Card: | 0 | Assistant: YANG Zhen (CHN) | | | Black Card: | 0 | |

| | | | | | | |
|----------------|---|--------|---|---------|---|--------|
| Legend: | D | Defeat | V | Victory | Y | Yellow |
|----------------|---|--------|---|---------|---|--------|

Please refer to Match Score Sheet report C66T for all referees' names.



MATCH RESULTS

比赛成绩 (团体) / RÉSULTATS DU MATCH

CORRECTED

| | | | |
|-------|---|-------|---|
| MATCH | 6 | PISTE | B |
|-------|---|-------|---|

| POL - Poland | | | 45 V | Final | 44 D | CAN - Canada | | |
|-------------------------------|---------|-------|---------------------------|---------------------|---------|---------------------|---|--|
| Fencer | Touches | Score | vs | Score | Touches | Fencer | | |
| JOZWIAK Bogna | 4 | 4 | -- | 5 | 5 | OVTCHINNIKOVA Olga | | |
| SOCHA Aleksandra | 6 | 10 | -- | 9 | 4 | CLOUTIER Julie | | |
| WIECKOWSKA Irena | 2 | 12 | -- | 15 | 6 | SASSINE Sandra | | |
| JOZWIAK Bogna | 4 | 16 | -- | 20 | 5 | CLOUTIER Julie | | |
| WIECKOWSKA Irena | 9 | 25 | -- | 22 | 2 | OVTCHINNIKOVA Olga | | |
| SOCHA Aleksandra | 5 | 30 | -- | 28 | 6 | SASSINE Sandra | | |
| WIECKOWSKA Irena | 5 | 35 | -- | 31 | 3 | CLOUTIER Julie | | |
| JOZWIAK Bogna | 5 | 40 | -- | 36 | 5 | SASSINE Sandra | | |
| SOCHA Aleksandra | 5 | 45 | -- | 44 | 8 | OVTCHINNIKOVA Olga | | |
| Total Match Time: 5:04 | | | | Overtime: -- | | | | |
| Warnings: | | | Referees: | | | Warnings: | | |
| Yellow Card: | 0 | | | PHAM Anh Tuan (VIE) | | Yellow Card: | 0 | |
| Red Card: | 0 | | | SACH David (GBR) | | Red Card: | 0 | |
| Black Card: | 0 | | | Assistant: | | Black Card: | 0 | |
| | | | TOURE Papa Khassoum (SEN) | | | | | |

| | | | | | | |
|----------------|---|------|---|--------|---|---------|
| Legend: | B | Blue | D | Defeat | V | Victory |
|----------------|---|------|---|--------|---|---------|

Please refer to Match Score Sheet report C66T for all referees' names.



MATCH RESULTS

比赛成绩 (团体) / RÉSULTATS DU MATCH

| | | | |
|-------|----|-------|---|
| MATCH | 12 | PISTE | A |
|-------|----|-------|---|

| UKR - Ukraine | | | 45 V | Final | 44 D | CHN - China | |
|-------------------------------|---------|---------------------------|---------|---------------------|---------------------|--------------|--|
| Fencer | Touches | Score | vs | Score | Touches | Fencer | |
| KHOMROVA Olena | 1 | 1 | -- | 5 | 5 | TAN Xue | |
| KHARLAN Olga | 1 | 2 | -- | 10 | 5 | NI Hong | |
| ZHOVNIR Olha | 5 | 7 | -- | 15 | 5 | BAO Yingying | |
| KHOMROVA Olena | 7 | 14 | -- | 20 | 5 | NI Hong | |
| ZHOVNIR Olha | 1 | 15 | -- | 25 | 5 | TAN Xue | |
| KHARLAN Olga | 12 | 27 | -- | 30 | 5 | BAO Yingying | |
| ZHOVNIR Olha | 0 | 27 | -- | 35 | 5 | NI Hong | |
| KHOMROVA Olena | 9 | 36 | -- | 40 | 5 | BAO Yingying | |
| KHARLAN Olga | 9 | 45 | -- | 44 | 4 | TAN Xue | |
| Total Match Time: 6:37 | | | | Overtime: -- | | | |
| Warnings: | | Referees: | | | Warnings: | | |
| Yellow Card: | 0 | GABY Bruno (FRA) | | | Yellow Card: | 0 | |
| Red Card: | 0 | SIESTO Marco (ITA) | | | Red Card: | 0 | |
| Black Card: | 0 | Assistant: | | | Black Card: | 0 | |
| | | TOURE Papa Khassoum (SEN) | | | | | |
| | | VASQUEZ Rodrigo (CHI) | | | | | |

Legend:

A Final D Defeat V Victory



MATCH RESULTS

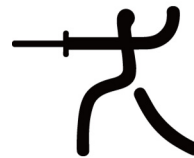
比赛成绩 (团体) / RÉSULTATS DU MATCH

| | | | |
|-------|----|-------|---|
| MATCH | 11 | PISTE | A |
|-------|----|-------|---|

| USA - United States | | | 45 V | Final | 38 D | FRA - France | |
|-------------------------------|---------|---------------------|---------|---------------------|---------------------|----------------|--|
| Fencer | Touches | Score | vs | Score | Touches | Fencer | |
| WARD Becca | 5 | 5 | -- | 2 | 2 | MARY Solenn | |
| ZAGUNIS Mariel | 5 | 10 | -- | 9 | 7 | PERRUS Leonore | |
| JACOBSON Sada | 4 | 14 | -- | 15 | 6 | VERGNE Carole | |
| ZAGUNIS Mariel | 3 | 17 | -- | 20 | 5 | MARY Solenn | |
| WARD Becca | 8 | 25 | -- | 22 | 2 | VERGNE Carole | |
| JACOBSON Sada | 5 | 30 | -- | 27 | 5 | PERRUS Leonore | |
| ZAGUNIS Mariel | 5 | 35 | -- | 28 | 1 | VERGNE Carole | |
| JACOBSON Sada | 5 | 40 | -- | 32 | 4 | MARY Solenn | |
| WARD Becca | 5 | 45 | -- | 38 | 6 | PERRUS Leonore | |
| Total Match Time: 4:59 | | | | Overtime: -- | | | |
| Warnings: | | Referees: | | | Warnings: | | |
| Yellow Card: | 0 | FLOREA Marius (ROU) | | | Yellow Card: | 0 | |
| Red Card: | 0 | JIANG Yefei (CHN) | | | Red Card: | 0 | |
| Black Card: | 0 | Assistant: | | | Black Card: | 0 | |
| | | PHAM Anh Tuan (VIE) | | | | | |
| | | YANG Zhen (CHN) | | | | | |

Legend:

A Final D Defeat V Victory



MATCH RESULTS

比赛成绩 (团体) / RÉSULTATS DU MATCH

CORRECTED

| | | | |
|-------|----|-------|---|
| MATCH | 10 | PISTE | Y |
|-------|----|-------|---|

| RUS - Russian Federation | | | 45 V | Final | 36 D | POL - Poland | |
|-------------------------------|---------|--|---------|---------------------|---------------------|------------------|--|
| Fencer | Touches | Score | vs | Score | Touches | Fencer | |
| VELIKAYA Sofiya | 5 | 5 | -- | 1 | 1 | JOZWIAK Bogna | |
| NECHAEVA Elena | 5 | 10 | -- | 6 | 5 | SOCHA Aleksandra | |
| FEDORKINA Ekaterina | 5 | 15 | -- | 12 | 6 | WIECKOWSKA Irena | |
| NECHAEVA Elena | 5 | 20 | -- | 18 | 6 | JOZWIAK Bogna | |
| VELIKAYA Sofiya | 1 | 21 | -- | 25 | 7 | WIECKOWSKA Irena | |
| FEDORKINA Ekaterina | 9 | 30 | -- | 28 | 3 | SOCHA Aleksandra | |
| NECHAEVA Elena | 5 | 35 | -- | 32 | 4 | WIECKOWSKA Irena | |
| FEDORKINA Ekaterina | 5 | 40 | -- | 35 | 3 | JOZWIAK Bogna | |
| VELIKAYA Sofiya | 5 | 45 | -- | 36 | 1 | SOCHA Aleksandra | |
| Total Match Time: 4:41 | | | | Overtime: -- | | | |
| Warnings: | | Referees: | | | Warnings: | | |
| Yellow Card: | 0 | FINDLAY Douglas (USA) | | | Yellow Card: | 0 | |
| Red Card: | 0 | TOURE Papa Khassoum (SEN) | | | Red Card: | 0 | |
| Black Card: | 0 | Assistant: VASQUEZ Rodrigo (CHI) | | | Black Card: | 0 | |

| | | | | | | |
|----------------|---|--------|---|---------|---|--------|
| Legend: | D | Defeat | V | Victory | Y | Yellow |
|----------------|---|--------|---|---------|---|--------|



MATCH RESULTS

比赛成绩 (团体) / RÉSULTATS DU MATCH

CORRECTED

| | | | |
|-------|---|-------|---|
| MATCH | 9 | PISTE | B |
|-------|---|-------|---|

| RSA - South Africa | | | 16 D | Final | 45 V | CAN - Canada | | |
|-------------------------------|---------|-------|----------------------------|---------------------|---------|--------------------------|---|--|
| Fencer | Touches | Score | vs | Score | Touches | Fencer | | |
| du PLOOY Adele | 2 | 2 | -- | 5 | 5 | SASSINE Sandra | | |
| GOSHER Shelley | 2 | 4 | -- | 10 | 5 | OVTCHINNIKOVA Olga | | |
| CHETTY Jyoti | 1 | 5 | -- | 15 | 5 | CLOUTIER Julie | | |
| GOSHER Shelley | 2 | 7 | -- | 20 | 5 | SASSINE Sandra | | |
| du PLOOY Adele | 4 | 11 | -- | 25 | 5 | SASCHENBRECKER Wendy (S) | | |
| CHETTY Jyoti | 1 | 12 | -- | 30 | 5 | OVTCHINNIKOVA Olga | | |
| GOSHER Shelley | 2 | 14 | -- | 35 | 5 | SASCHENBRECKER Wendy | | |
| CHETTY Jyoti | 1 | 15 | -- | 40 | 5 | SASSINE Sandra | | |
| du PLOOY Adele | 1 | 16 | -- | 45 | 5 | OVTCHINNIKOVA Olga | | |
| Total Match Time: 2:49 | | | | Overtime: -- | | | | |
| Warnings: | | | Referees: | | | Warnings: | | |
| Yellow Card: | 1 | | | GABY Bruno (FRA) | | Yellow Card: | 0 | |
| Red Card: | 0 | | | PHAM Anh Tuan (VIE) | | Red Card: | 0 | |
| Black Card: | 0 | | | Assistant: | | Black Card: | 0 | |
| | | | TROIS de AVILA Regis (BRA) | | | | | |

| | | | | | | | | |
|----------------|---|------|---|--------|---|------------|---|---------|
| Legend: | B | Blue | D | Defeat | S | Substitute | V | Victory |
|----------------|---|------|---|--------|---|------------|---|---------|

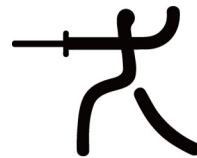
Please refer to Match Score Sheet report C66T for all referees' names.



OLYMPIC SEEDING INDIVIDUAL As of 7 AUG 2008

奥林匹克个人种子位置 / CLASSEMENT OLYMPIQUE DES TÊTES DE SÉRIE (INDIVIDUEL)

| Olympic Seed | FIE Ranking (01 AUG 2008) | Name | NOC |
|--------------|---------------------------|-------------------------|----------------------------------|
| 1 | 1 | LIMBACH Nicolas | GER - Germany |
| 2 | 2 | TARANTINO Luigi | ITA - Italy |
| 3 | 3 | MONTANO Aldo | ITA - Italy |
| 4 | 4 | DUMITRESCU Rares | ROU - Romania |
| 5 | 5 | SMART Keeth | USA - United States |
| 6 | 6 | POZDNYAKOV Stanislav | RUS - Russian Fed. |
| 7 | 7 | COVALIU Mihai | ROU - Romania |
| 8 | 8 | MARTI Jaime | ESP - Spain |
| 9 | 9 | NEMCSIK Zsolt | HUN - Hungary |
| 10 | 10 | ZHONG Man | CHN - People's Republic of China |
| 11 | 11 | DECSI Tamas | HUN - Hungary |
| 12 | 12 | OH Eunseok | KOR - Korea |
| 13 | 13 | PINA Jorge | ESP - Spain |
| 14 | 14 | WANG Jingzhi | CHN - People's Republic of China |
| 15 | 15 | YAKIMENKO Alexey | RUS - Russian Fed. |
| 16 | 16 | SANSON Boris | FRA - France |
| 17 | 17 | MOREHOUSE Tim | USA - United States |
| 18 | 18 | BUIKEVICH Aliaksandr | BLR - Belarus |
| 19 | 19 | OCCHIUZZI Diego | ITA - Italy |
| 20 | 20 | PILLET Julien | FRA - France |
| 21 | 21 | LAPKES Dmitri | BLR - Belarus |
| 22 | 22 | SZILAGYI Aron | HUN - Hungary |
| 23 | 23 | ZHOU Hanming | CHN - People's Republic of China |
| 24 | 24 | KOTHNY Wiradech | THA - Thailand |
| 25 | 25 | KOVALEV Nikolay | RUS - Russian Fed. |
| 26 | 29 | PRYIEMKA Valery | BLR - Belarus |
| 27 | 31 | LOPEZ Nicolas | FRA - France |
| 28 | 33 | ROGERS Jason | USA - United States |
| 29 | 35 | KEITA Mamadou | SEN - Senegal |
| 30 | 36 | BEAUDRY Philippe | CAN - Canada |
| 31 | 41 | BRAVO LOPEZ Carlos Jose | VEN - Venezuela |
| 32 | 43 | SAMIR Mahmoud | EGY - Egypt |
| 33 | 49 | KONIUSZ Marcin | POL - Poland |
| 34 | 53 | AGRESTA Renzo | BRA - Brazil |
| 35 | 61 | EL SAYED Gamal Eldin | EGY - Egypt |
| 36 | 67 | OGAWA Satoshi | JPN - Japan |
| 37 | 81 | THIAM Abdoulaye | SEN - Senegal |
| 38 | 115 | OUEDRAOGO Julien | BUR - Burkina Faso |
| 39 | 142 | O'CONNELL Alex | GBR - Great Britain |
| 40 | 527 | GIRGUIS Shadi | EGY - Egypt |



OLYMPIC SEEDING INDIVIDUAL As of 7 AUG 2008

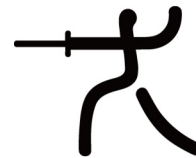
奥林匹克个人种子位置 / CLASSEMENT OLYMPIQUE DES TÊTES DE SÉRIE (INDIVIDUEL)

| Olympic Seed | FIE Ranking (01 AUG 2008) | Name | NOC |
|--------------|---------------------------|------|-----|
|--------------|---------------------------|------|-----|

Total: 40

Note:
All changes are available in INFO

Legend:
N Fencer has no FIE Rank



RESULTS BRACKET

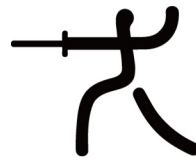
淘汰表 (个人) / TABLEAU DES MATCHS AVEC RÉSULTATS

| D# | Round of 64 | Round of 32 | Round of 16 | Quarterfinals | Semifinals | Final |
|----------|---|-------------|--------------------|---------------|----------------------|------------------|
| 1 64 | TARANTINO Luigi Bye | ITA | TARANTINO L | TARANTINO L | | |
| 33 32 | AGRESTA Renzo SAMIR Mahmoud | BRA EGY | AGRESTA R 15-10 | 15-8 | | |
| 17 48 | MOREHOUSE Tim Bye | USA | MOREHOUSE T | | TARANTINO L 15-7 | |
| 49 16 | Bye SANSON Boris | FRA | SANSON B | 15-12 | | |
| 9 56 | ZHONG Man Bye | CHN | ZHONG M | | ZHONG M 15-13 | |
| 41 24 | Bye KOTHNY Wiradech | THA | KOTHNY W | 15-7 | | |
| 25 40 | KOVALEV Nikolay O'CONNELL Alex | RUS GBR | KOVALEV N 15-14 | MARTI J | ZHONG M 15-14 | |
| 57 8 | Bye MARTI Jaime | ESP | MARTI J | 15-12 | | |
| 5 60 | SMART Keeth Bye | USA | SMART K | | | ZHONG M 15-12 |
| 37 28 | THIAM Abdoulaye ROGERS Jason | SEN USA | ROGERS J 15-10 | 15-3 | | |
| 21 44 | SZILAGYI Aron Bye | HUN | SZILAGYI A | | SMART K 15-10 | |
| 53 12 | Bye DECSI Tamas | HUN | DECSI T | 15-9 | | |
| 13 52 | WANG Jingzhi Bye | CHN | WANG J | | | |
| 45 20 | Bye PILLET Julien | FRA | PILLET J | 15-14 | | |
| 29 36 | KEITA Mamadou OGAWA Satoshi | SEN JPN | KEITA M 15-14 | DUMITRESCU R | PILLET J 15-13 | |
| 61 4 | Bye DUMITRESCU Rares | ROU | DUMITRESCU R | 15-7 | | |
| 3 62 | MONTANO Aldo Bye | ITA | MONTANO A | | | ZHONG M 15-9 |
| 35 30 | FATHY Gamal BEAUDRY Philippe | EGY CAN | BEAUDRY P 15-8 | 15-4 | | |
| 19 46 | OCCHIUZZI Diego Bye | ITA | OCCHIUZZI D | | PINA J 15-14 | |
| 51 14 | Bye PINA Jorge | ESP | PINA J | 15-9 | | |
| 11 54 | OH Eunseok Bye | KOR | OH E | | | |
| 43 22 | Bye LAPKES Dmitri | BLR | LAPKES D | 15-8 | | |
| 27 38 | LOPEZ Nicolas OUEDRAOGO Julien | FRA BUR | LOPEZ N 15-6 | LOPEZ N | LOPEZ N 15-11 | |
| 59 6 | Bye POZDNYAKOV Stanislav | RUS | POZDNYAKOV S | 15-8 | | |
| 7 58 | COVALIU Mihai Bye | ROU | COVALIU M | | | LOPEZ N 15-13 |
| 39 26 | TALAAAT Shadi PRYIEMKA Valery | EGY BLR | PRYIEMKA V 15-7 | 15-9 | | |
| 23 42 | ZHOU Hanming Bye | CHN | ZHOU H | | COVALIU M 15-12 | |
| 55 10 | Bye NEMCSIK Zsolt | HUN | NEMCSIK Z | 15-13 | | |
| 15 50 | YAKIMENKO Alexey Bye | RUS | YAKIMENKO A | | | |
| 47 18 | Bye BUIKEVICH Aliaksandr | BLR | BUIKEVICH A | 15-9 | | |
| 31 34 | BRAVO LOPEZ Carlos Jose KONIUSZ Marcin | VEN POL | KONIUSZ M 15-10 | LIMBACH N | BUIKEVICH A 15-14 | |
| 63 2 | Bye LIMBACH Nicolas | GER | LIMBACH N | 15-7 | | |

GOLD MEDAL BOUT

BRONZE MEDAL BOUT

Legend:
D# Draw number



FINAL STANDINGS As of 12 AUG 2008
最后排名 / CLASSEMENT FINAL

| Rank | Name | NOC | Medal |
|-------|-------------------------|---------------------|--------|
| 1 | ZHONG Man | CHN - China | Gold |
| 2 | LOPEZ Nicolas | FRA - France | Silver |
| 3 | COVALIU Mihai | ROU - Romania | Bronze |
| 4 | PILLET Julien | FRA - France | |
| 5 | TARANTINO Luigi | ITA - Italy | |
| 6 | SMART Keeth | USA - United States | |
| 7 | PINA Jorge | ESP - Spain | |
| 8 | BUIKEVICH Aliaksandr | BLR - Belarus | |
| ----- | | | |
| 9 | LIMBACH Nicolas | GER - Germany | |
| 10 | MONTANO Aldo | ITA - Italy | |
| 11 | DUMITRESCU Rares | ROU - Romania | |
| 12 | MARTI Jaime | ESP - Spain | |
| 13 | OH Eunseok | KOR - Korea | |
| 14 | SANSON Boris | FRA - France | |
| 15 | SZILAGYI Aron | HUN - Hungary | |
| 16 | ZHOU Hanming | CHN - China | |
| ----- | | | |
| 17 | POZDNYAKOV Stanislav | RUS - Russian Fed. | |
| 18 | NEMCSIK Zsolt | HUN - Hungary | |
| 19 | DECSI Tamas | HUN - Hungary | |
| 20 | WANG Jingzhi | CHN - China | |
| 21 | YAKIMENKO Alexey | RUS - Russian Fed. | |
| 22 | MOREHOUSE Tim | USA - United States | |
| 23 | OCCHIUZZI Diego | ITA - Italy | |
| 24 | LAPKES Dmitri | BLR - Belarus | |
| 25 | KOTHNY Wiradech | THA - Thailand | |
| 26 | KOVALEV Nikolay | RUS - Russian Fed. | |
| 27 | PRYIEMKA Valery | BLR - Belarus | |
| 28 | ROGERS Jason | USA - United States | |
| 29 | KEITA Mamadou | SEN - Senegal | |
| 30 | BEAUDRY Philippe | CAN - Canada | |
| 31 | KONIUSZ Marcin | POL - Poland | |
| 32 | AGRESTA Renzo | BRA - Brazil | |
| ----- | | | |
| 33 | BRAVO LOPEZ Carlos Jose | VEN - Venezuela | |
| 34 | SAMIR Mahmoud | EGY - Egypt | |
| 35 | FATHY Gamal | EGY - Egypt | |
| 36 | OGAWA Satoshi | JPN - Japan | |
| 37 | THIAM Abdoulaye | SEN - Senegal | |
| 38 | OUEDRAOGO Julien | BUR - Burkina Faso | |
| 39 | O'CONNELL Alex | GBR - Great Britain | |
| 40 | TALAAAT Shadi | EGY - Egypt | |



BOUT RESULTS

比赛成绩 (个人) / RÉSULTATS PAR COMBAT

| | | | |
|------|---|-------|---|
| BOUT | 1 | PISTE | Y |
|------|---|-------|---|

| Seed | Name | NOC Code | Score | | Score | Seed | Name | NOC Code |
|------|---------------|----------|-----------|---|-----------|------|---------------|----------|
| 34 | AGRESTA Renzo | BRA | 15 | - | 10 | 32 | SAMIR Mahmoud | EGY |
| | | | V | | D | | | |

| | | 1st | | | | | | | | | | | | | | | | | | | | |
|------|---------------|----------|---|---|---|---|---|---|---|---|---|---|---|---|---|---|----|----|----|----|----|----|
| Seed | Name | NOC Code | 0 | 1 | 2 | 2 | 2 | 2 | 3 | 4 | 5 | 5 | 6 | 7 | 8 | 9 | 10 | 11 | 12 | 13 | 14 | 14 |
| 34 | AGRESTA Renzo | BRA | 0 | 1 | 2 | 2 | 2 | 2 | 3 | 4 | 5 | 5 | 6 | 7 | 8 | 9 | 10 | 11 | 12 | 13 | 14 | 14 |
| 32 | SAMIR Mahmoud | EGY | 1 | 1 | 1 | 2 | 3 | 4 | 4 | 4 | 4 | 5 | 5 | 5 | 5 | 5 | 5 | 5 | 5 | 5 | 5 | 6 |

| | | 2nd | | | | |
|------|---------------|----------|----|----|----|----|
| Seed | Name | NOC Code | 14 | 14 | 14 | 15 |
| 34 | AGRESTA Renzo | BRA | 14 | 14 | 14 | 15 |
| 32 | SAMIR Mahmoud | EGY | 7 | 8 | 9 | 10 |

| Warnings and Penalties | Bout Time | Overtime | Warnings and Penalties |
|--------------------------------------|-----------|----------|------------------------|
| Yellow card: 0 | 5:29 | -- | Yellow card: 0 |
| Red card: 0 | | | Red card: 0 |
| Black card: 0 | | | Black card: 0 |
| Referee: FLOREA Marius (ROU) | | | |
| Assistant: TOURE Papa Khassoum (SEN) | | | |
| Assistant: PHAM Anh Tuan (VIE) | | | |

| | | | | | | |
|----------------|---------------------------|------------|----------------------------|------------|---------------------------|-----------------|
| Legend: | | | | | | |
| 1st | Result after first period | 2nd | Result after second period | 3rd | Result after third period | D Defeat |
| V | Victory | Y | Yellow | | | |



BOUT RESULTS

比赛成绩 (个人) / RÉSULTATS PAR COMBAT

| | | | |
|------|---|-------|---|
| BOUT | 5 | PISTE | Y |
|------|---|-------|---|

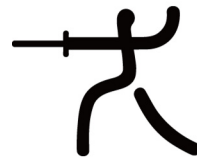
| Seed | Name | NOC Code | Score | | Score | Seed | Name | NOC Code |
|------|-----------------|----------|-----------|---|-----------|------|----------------|----------|
| 25 | KOVALEV Nikolay | RUS | 15 | - | 14 | 39 | O'CONNELL Alex | GBR |
| | | | V | | D | | | |

| | | 1st | | | | | | | | | | | | | | | | | | | | |
|----|-----------------|-----|---|---|---|---|---|---|---|---|---|---|---|---|---|---|---|---|---|---|----|----|
| 25 | KOVALEV Nikolay | RUS | 0 | 1 | 2 | 2 | 2 | 3 | 4 | 4 | 5 | 6 | 6 | 6 | 6 | 7 | 8 | 8 | 9 | 9 | 10 | 10 |
| 39 | O'CONNELL Alex | GBR | 1 | 1 | 1 | 2 | 3 | 3 | 3 | 4 | 4 | 4 | 5 | 6 | 7 | 7 | 7 | 8 | 8 | 9 | 9 | 10 |

| | | 2nd | | | | | | | | | | |
|----|-----------------|-----|----|----|----|----|----|----|----|----|----|--|
| 25 | KOVALEV Nikolay | RUS | 11 | 12 | 13 | 13 | 14 | 14 | 14 | 14 | 15 | |
| 39 | O'CONNELL Alex | GBR | 10 | 10 | 10 | 11 | 11 | 12 | 13 | 14 | 14 | |

| Warnings and Penalties | Bout Time | Overtime | Warnings and Penalties |
|---------------------------------------|-----------|----------|------------------------|
| Yellow card: 0 | 0:41 | -- | Yellow card: 0 |
| Red card: 0 | | | Red card: 0 |
| Black card: 0 | | | Black card: 0 |
| Referee: TOURE Papa Khassoum (SEN) | | | |
| Assistant: TROIS de AVILA Regis (BRA) | | | |
| Assistant: PHAM Anh Tuan (VIE) | | | |

| | | | | | | |
|----------------|---------------------------|------------|----------------------------|------------|---------------------------|----------|
| Legend: | | | | | | |
| 1st | Result after first period | 2nd | Result after second period | 3rd | Result after third period | D |
| V | Victory | Y | Yellow | | | Defeat |



BOUT RESULTS

比赛成绩 (个人) / RÉSULTATS PAR COMBAT

| | | | |
|------|---|-------|---|
| BOUT | 2 | PISTE | R |
|------|---|-------|---|

| Seed | Name | NOC Code | Score | | Score | Seed | Name | NOC Code |
|------|-----------------|----------|-----------|---|-----------|------|--------------|----------|
| 37 | THIAM Abdoulaye | SEN | 10 | - | 15 | 28 | ROGERS Jason | USA |
| | | | D | | V | | | |

| | | 1st | | | | | | | | | | | | | | | | | | | | |
|----|-----------------|-----|---|---|---|---|---|---|---|---|---|---|---|---|---|---|---|---|---|---|----|----|
| 37 | THIAM Abdoulaye | SEN | 0 | 0 | 0 | 0 | 1 | 1 | 2 | 3 | 4 | 5 | 6 | 7 | 7 | 8 | 8 | 8 | 8 | 9 | 9 | 9 |
| 28 | ROGERS Jason | USA | 1 | 2 | 3 | 4 | 4 | 5 | 5 | 5 | 5 | 5 | 5 | 5 | 6 | 6 | 7 | 8 | 9 | 9 | 10 | 11 |

| | | 2nd | | | | | |
|----|-----------------|-----|----|----|----|----|----|
| 37 | THIAM Abdoulaye | SEN | 9 | 9 | 10 | 10 | 10 |
| 28 | ROGERS Jason | USA | 12 | 13 | 13 | 14 | 15 |

| Warnings and Penalties | Bout Time | Overtime | Warnings and Penalties |
|--|-----------|----------|------------------------|
| Yellow card: 1 | 3:42 | -- | Yellow card: 0 |
| Red card: 0 | | | Red card: 0 |
| Black card: 0 | | | Black card: 0 |
| Referee: EL ARABY Tamer Mohamed (EGY) | | | |
| Assistant: VAZQUEZ Daniel (ESP) | | | |
| Assistant: SIESTO Marco (ITA) | | | |

| | | | | | | |
|----------------|---------------------------|------------|----------------------------|------------|---------------------------|-----------------|
| Legend: | | | | | | |
| 1st | Result after first period | 2nd | Result after second period | 3rd | Result after third period | D Defeat |
| R | Red | V | Victory | | | |



BOUT RESULTS

比赛成绩 (个人) / RÉSULTATS PAR COMBAT

| | | | |
|------|---|-------|---|
| BOUT | 6 | PISTE | R |
|------|---|-------|---|

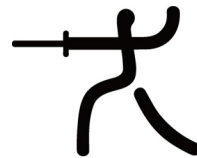
| Seed | Name | NOC Code | Score | | Score | Seed | Name | NOC Code |
|------|---------------|----------|-----------|---|-----------|------|---------------|----------|
| 29 | KEITA Mamadou | SEN | 15 | - | 14 | 36 | OGAWA Satoshi | JPN |
| | | | V | | D | | | |

| | | 1st | | | | | | | | | | | | | | | | | | | | |
|----|---------------|-----|---|---|---|---|---|---|---|---|---|---|---|---|---|---|---|----|----|----|----|----|
| 29 | KEITA Mamadou | SEN | 0 | 1 | 1 | 2 | 2 | 3 | 4 | 4 | 5 | 5 | 6 | 6 | 6 | 6 | 6 | 7 | 7 | 7 | 8 | |
| 36 | OGAWA Satoshi | JPN | 1 | 1 | 2 | 2 | 3 | 3 | 3 | 4 | 4 | 5 | 5 | 6 | 7 | 8 | 9 | 10 | 10 | 11 | 12 | 12 |

| | | 2nd | | | | | | | | | |
|----|---------------|-----|----|----|----|----|----|----|----|----|----|
| 29 | KEITA Mamadou | SEN | 9 | 10 | 11 | 11 | 12 | 12 | 13 | 14 | 15 |
| 36 | OGAWA Satoshi | JPN | 12 | 12 | 12 | 13 | 13 | 14 | 14 | 14 | 14 |

| Warnings and Penalties | Bout Time | Overtime | Warnings and Penalties |
|---------------------------------|-----------|----------|------------------------|
| Yellow card: 0 | 4:11 | -- | Yellow card: 0 |
| Red card: 0 | | | Red card: 0 |
| Black card: 0 | | | Black card: 0 |
| Referee: BOUNACHADA Ayach (CAN) | | | |
| Assistant: SIESTO Marco (ITA) | | | |
| Assistant: VAZQUEZ Daniel (ESP) | | | |

| | | | | | | |
|----------------|---------------------------|-----|----------------------------|-----|---------------------------|----------|
| Legend: | | | | | | |
| 1st | Result after first period | 2nd | Result after second period | 3rd | Result after third period | D Defeat |
| R | Red | V | Victory | | | |



BOUT RESULTS

比赛成绩 (个人) / RÉSULTATS PAR COMBAT

| | | | |
|------|---|-------|---|
| BOUT | 3 | PISTE | B |
|------|---|-------|---|

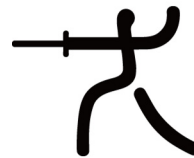
| Seed | Name | NOC Code | Score | | Score | Seed | Name | NOC Code |
|------|-------------|----------|-------|---|-------|------|------------------|----------|
| 35 | FATHY Gamal | EGY | 8 | - | 15 | 30 | BEAUDRY Philippe | CAN |
| | | | D | | V | | | |

| | | 1st | | | | | | | | | | | | | | | | | | | | |
|----|------------------|-----|---|---|---|---|---|---|---|---|---|---|---|---|---|---|---|---|----|----|----|----|
| 35 | FATHY Gamal | EGY | 0 | 1 | 2 | 3 | 4 | 5 | 6 | 6 | 6 | 6 | 6 | 6 | 6 | 6 | 6 | 7 | 7 | 8 | 8 | 8 |
| 30 | BEAUDRY Philippe | CAN | 1 | 1 | 1 | 1 | 1 | 1 | 1 | 2 | 3 | 4 | 5 | 6 | 7 | 8 | 9 | 9 | 10 | 10 | 11 | 12 |

| | | 2nd | | | |
|----|------------------|-----|----|----|----|
| 35 | FATHY Gamal | EGY | 8 | 8 | 8 |
| 30 | BEAUDRY Philippe | CAN | 13 | 14 | 15 |

| Warnings and Penalties | Bout Time | Overtime | Warnings and Penalties |
|----------------------------------|-----------|----------|------------------------|
| Yellow card: 0 | 3:42 | -- | Yellow card: 0 |
| Red card: 0 | | | Red card: 0 |
| Black card: 0 | | | Black card: 0 |
| Referee: ZHENG Kang Zhao (CHN) | | | |
| Assistant: FINDLAY Douglas (USA) | | | |
| Assistant: QIAO Min (CHN) | | | |

| | | | | | | |
|----------------|---------------------------|-----|----------------------------|-----|---------------------------|--------|
| Legend: | | | | | | |
| 1st | Result after first period | 2nd | Result after second period | 3rd | Result after third period | B Blue |
| D | Defeat | V | Victory | | | |



BOUT RESULTS

比赛成绩 (个人) / RÉSULTATS PAR COMBAT

| | | | |
|------|---|-------|---|
| BOUT | 7 | PISTE | B |
|------|---|-------|---|

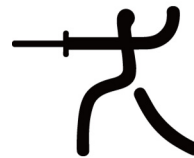
| Seed | Name | NOC Code | Score | | Score | Seed | Name | NOC Code |
|------|---------------|----------|-----------|---|----------|------|------------------|----------|
| 27 | LOPEZ Nicolas | FRA | 15 | - | 6 | 38 | OUEDRAOGO Julien | BUR |
| | | | V | | D | | | |

| | | 1st | | | | | | | | | | | | | | | | | | | | |
|----|------------------|-----|---|---|---|---|---|---|---|---|---|---|---|---|---|---|---|----|----|----|----|----|
| 27 | LOPEZ Nicolas | FRA | 1 | 1 | 2 | 2 | 2 | 2 | 3 | 4 | 5 | 6 | 7 | 8 | 8 | 8 | 9 | 10 | 11 | 12 | 13 | 14 |
| 38 | OUEDRAOGO Julien | BUR | 0 | 1 | 1 | 2 | 3 | 4 | 4 | 4 | 4 | 4 | 4 | 4 | 5 | 6 | 6 | 6 | 6 | 6 | 6 | 6 |

| | | 2nd | |
|----|------------------|-----|----|
| 27 | LOPEZ Nicolas | FRA | 15 |
| 38 | OUEDRAOGO Julien | BUR | 6 |

| Warnings and Penalties | Bout Time | Overtime | Warnings and Penalties |
|-----------------------------|-----------|----------|------------------------|
| Yellow card: 0 | 3:25 | -- | Yellow card: 0 |
| Red card: 0 | | | Red card: 0 |
| Black card: 0 | | | Black card: 0 |
| Referee: JIANG Yefei (CHN) | | | |
| Assistant: LIU Yuntao (CHN) | | | |
| Assistant: QIAO Min (CHN) | | | |

| | | | | | | |
|----------------|---------------------------|-----|----------------------------|-----|---------------------------|--------|
| Legend: | | | | | | |
| 1st | Result after first period | 2nd | Result after second period | 3rd | Result after third period | B Blue |
| D | Defeat | V | Victory | | | |



BOUT RESULTS

比赛成绩 (个人) / RÉSULTATS PAR COMBAT

| | | | |
|------|---|-------|---|
| BOUT | 4 | PISTE | G |
|------|---|-------|---|

| Seed | Name | NOC Code | Score | | Score | Seed | Name | NOC Code |
|------|---------------|----------|----------|---|-----------|------|-----------------|----------|
| 40 | TALAAAT Shadi | EGY | 7 | - | 15 | 26 | PRYIEMKA Valery | BLR |
| | | | D | | V | | | |

| | | 1st | | | | | | | | | | | | | | | | | | | | |
|----|-----------------|-----|---|---|---|---|---|---|---|---|---|---|---|---|---|---|---|----|----|----|----|----|
| 40 | TALAAAT Shadi | EGY | 0 | 0 | 0 | 0 | 1 | 1 | 2 | 2 | 3 | 3 | 4 | 4 | 5 | 5 | 6 | 6 | 6 | 6 | 6 | 6 |
| 26 | PRYIEMKA Valery | BLR | 1 | 2 | 3 | 4 | 4 | 5 | 5 | 6 | 6 | 7 | 7 | 8 | 8 | 9 | 9 | 10 | 11 | 12 | 13 | 14 |

| | | 2nd | | |
|----|-----------------|-----|----|----|
| 40 | TALAAAT Shadi | EGY | 7 | 7 |
| 26 | PRYIEMKA Valery | BLR | 14 | 15 |

| Warnings and Penalties | Bout Time | Overtime | Warnings and Penalties |
|----------------------------------|-----------|----------|------------------------|
| Yellow card: 0 | 3:33 | -- | Yellow card: 0 |
| Red card: 0 | | | Red card: 0 |
| Black card: 0 | | | Black card: 0 |
| Referee: GABY Bruno (FRA) | | | |
| Assistant: VASQUEZ Rodrigo (CHI) | | | |
| Assistant: SACH David (GBR) | | | |

| | | | | | | |
|----------------|---------------------------|-----|----------------------------|-----|---------------------------|----------|
| Legend: | | | | | | |
| 1st | Result after first period | 2nd | Result after second period | 3rd | Result after third period | D Defeat |
| G | Green | V | Victory | | | |



BOUT RESULTS

比赛成绩 (个人) / RÉSULTATS PAR COMBAT

| | | | |
|------|---|-------|---|
| BOUT | 8 | PISTE | G |
|------|---|-------|---|

| Seed | Name | NOC Code | Score | | Score | Seed | Name | NOC Code |
|------|-------------------------|----------|-----------|---|-----------|------|----------------|----------|
| 31 | BRAVO LOPEZ Carlos Jose | VEN | 10 | - | 15 | 33 | KONIUSZ Marcin | POL |
| | | | D | | V | | | |

| | | 1st | | | | | | | | | | | | | | | | | | | | |
|----|-------------------------|-----|---|---|---|---|---|---|---|---|---|---|---|---|---|---|---|---|---|---|----|----|
| 31 | BRAVO LOPEZ Carlos Jose | VEN | 0 | 0 | 1 | 2 | 2 | 3 | 4 | 4 | 4 | 5 | 6 | 7 | 7 | 7 | 8 | 9 | 9 | 9 | 10 | 10 |
| 33 | KONIUSZ Marcin | POL | 1 | 2 | 2 | 2 | 3 | 3 | 3 | 4 | 5 | 5 | 5 | 5 | 6 | 7 | 7 | 7 | 8 | 9 | 9 | 10 |

| | | 2nd | | | | | |
|----|-------------------------|-----|----|----|----|----|----|
| 31 | BRAVO LOPEZ Carlos Jose | VEN | 10 | 10 | 10 | 10 | 10 |
| 33 | KONIUSZ Marcin | POL | 11 | 12 | 13 | 14 | 15 |

| Warnings and Penalties | Bout Time | Overtime | Warnings and Penalties |
|----------------------------------|-----------|----------|------------------------|
| Yellow card: 0 | 3:17 | -- | Yellow card: 0 |
| Red card: 0 | | | Red card: 0 |
| Black card: 0 | | | Black card: 0 |
| Referee: SACH David (GBR) | | | |
| Assistant: MILENCHEV Vasil (BUL) | | | |
| Assistant: VASQUEZ Rodrigo (CHI) | | | |

| | | | | | | |
|----------------|---------------------------|------------|----------------------------|------------|---------------------------|-----------------|
| Legend: | | | | | | |
| 1st | Result after first period | 2nd | Result after second period | 3rd | Result after third period | D Defeat |
| G | Green | V | Victory | | | |



BOUT RESULTS

比赛成绩 (个人) / RÉSULTATS PAR COMBAT

| | | | |
|------|---|-------|---|
| BOUT | 9 | PISTE | Y |
|------|---|-------|---|

| Seed | Name | NOC Code | Score | | Score | Seed | Name | NOC Code |
|------|-----------------|----------|-----------|---|----------|------|---------------|----------|
| 2 | TARANTINO Luigi | ITA | 15 | - | 8 | 34 | AGRESTA Renzo | BRA |
| | | | V | | D | | | |

| | | 1st | | | | | | | | | | | | | | | | | | | | |
|----|-----------------|-----|---|---|---|---|---|---|---|---|---|---|---|---|---|----|----|----|----|----|----|----|
| 2 | TARANTINO Luigi | ITA | 0 | 1 | 1 | 1 | 1 | 2 | 3 | 4 | 5 | 6 | 7 | 8 | 9 | 10 | 11 | 11 | 11 | 11 | 12 | 13 |
| 34 | AGRESTA Renzo | BRA | 1 | 1 | 2 | 3 | 4 | 4 | 4 | 4 | 4 | 4 | 4 | 4 | 4 | 4 | 4 | 5 | 6 | 7 | 7 | 7 |

| | | 2nd | | | |
|----|-----------------|-----|----|----|----|
| 2 | TARANTINO Luigi | ITA | 14 | 14 | 15 |
| 34 | AGRESTA Renzo | BRA | 7 | 8 | 8 |

| Warnings and Penalties | Bout Time | Overtime | Warnings and Penalties |
|---|-----------|----------|------------------------|
| Yellow card: 0 | 1:18 | -- | Yellow card: 1 |
| Red card: 0 | | | Red card: 0 |
| Black card: 0 | | | Black card: 0 |
| Referee: PHAM Anh Tuan (VIE) | | | |
| Assistant: FLOREA Marius (ROU) | | | |
| Assistant: TOURE Papa Khassoum (SEN) | | | |

| | | | | | | |
|----------------|---------------------------|------------|----------------------------|------------|---------------------------|-----------------|
| Legend: | | | | | | |
| 1st | Result after first period | 2nd | Result after second period | 3rd | Result after third period | D Defeat |
| V | Victory | Y | Yellow | | | |



BOUT RESULTS

比赛成绩 (个人) / RÉSULTATS PAR COMBAT

| | | | |
|------|----|-------|---|
| BOUT | 13 | PISTE | Y |
|------|----|-------|---|

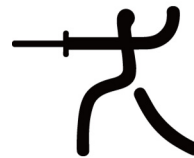
| Seed | Name | NOC Code | Score | | Score | Seed | Name | NOC Code |
|------|---------------|----------|-----------|---|-----------|------|--------------|----------|
| 17 | MOREHOUSE Tim | USA | 12 | - | 15 | 16 | SANSON Boris | FRA |
| | | | D | | V | | | |

| | | 1st | | | | | | | | | | | | | | | | | | | | |
|------|---------------|----------|---|---|---|---|---|---|---|---|---|----|----|----|----|----|----|----|----|----|----|----|
| Seed | Name | NOC Code | 1 | 2 | 3 | 4 | 5 | 6 | 7 | 8 | 9 | 10 | 11 | 12 | 13 | 14 | 15 | 16 | 17 | 18 | 19 | 20 |
| 17 | MOREHOUSE Tim | USA | 1 | 2 | 2 | 3 | 3 | 4 | 5 | 5 | 6 | 7 | 7 | 7 | 7 | 7 | 7 | 7 | 8 | 9 | 10 | 11 |
| 16 | SANSON Boris | FRA | 0 | 0 | 1 | 1 | 2 | 2 | 2 | 3 | 3 | 3 | 4 | 5 | 6 | 7 | 8 | 9 | 9 | 9 | 9 | 9 |

| | | 2nd | | | | | | | |
|------|---------------|----------|----|----|----|----|----|----|--|
| Seed | Name | NOC Code | 11 | 12 | 13 | 14 | 15 | 16 | |
| 17 | MOREHOUSE Tim | USA | 11 | 11 | 11 | 12 | 12 | 12 | |
| 16 | SANSON Boris | FRA | 10 | 11 | 12 | 12 | 13 | 14 | |

| Warnings and Penalties | Bout Time | Overtime | Warnings and Penalties |
|--|-----------|----------|------------------------|
| Yellow card: 0 | 1:15 | -- | Yellow card: 0 |
| Red card: 0 | | | Red card: 0 |
| Black card: 0 | | | Black card: 0 |
| Referee: FLOREA Marius (ROU) | | | |
| Assistant: TROIS de AVILA Regis (BRA) | | | |
| Assistant: PHAM Anh Tuan (VIE) | | | |

| | | | | | | |
|----------------|---------------------------|------------|----------------------------|------------|---------------------------|-----------------|
| Legend: | | | | | | |
| 1st | Result after first period | 2nd | Result after second period | 3rd | Result after third period | D Defeat |
| V | Victory | Y | Yellow | | | |



BOUT RESULTS

比赛成绩 (个人) / RÉSULTATS PAR COMBAT

| | | | |
|------|----|-------|---|
| BOUT | 17 | PISTE | Y |
|------|----|-------|---|

| Seed | Name | NOC Code | Score | | Score | Seed | Name | NOC Code |
|------|-----------|----------|-----------|---|----------|------|-----------------|----------|
| 10 | ZHONG Man | CHN | 15 | - | 7 | 24 | KOTHNY Wiradech | THA |
| | | | V | | D | | | |

| | | 1st | | | | | | | | | | | | | | | | | | | | |
|------|-----------------|----------|---|---|---|---|---|---|---|---|---|----|----|----|----|----|----|----|----|----|----|----|
| Seed | Name | NOC Code | 1 | 2 | 3 | 4 | 5 | 6 | 7 | 8 | 9 | 10 | 11 | 12 | 13 | 14 | 15 | 16 | 17 | 18 | 19 | 20 |
| 10 | ZHONG Man | CHN | 1 | 2 | 2 | 3 | 4 | 5 | 5 | 5 | 6 | 7 | 7 | 7 | 8 | 9 | 10 | 11 | 12 | 13 | 13 | 13 |
| 24 | KOTHNY Wiradech | THA | 0 | 0 | 1 | 1 | 1 | 1 | 2 | 3 | 3 | 3 | 4 | 5 | 5 | 5 | 5 | 5 | 5 | 5 | 6 | 7 |

| | | 2nd | | |
|------|-----------------|----------|----|----|
| Seed | Name | NOC Code | 14 | 15 |
| 10 | ZHONG Man | CHN | 14 | 15 |
| 24 | KOTHNY Wiradech | THA | 7 | 7 |

| Warnings and Penalties | Bout Time | Overtime | Warnings and Penalties |
|--|-----------|----------|------------------------|
| Yellow card: 0 | 1:01 | -- | Yellow card: 0 |
| Red card: 0 | | | Red card: 0 |
| Black card: 0 | | | Black card: 0 |
| Referee: TOURE Papa Khassoum (SEN) | | | |
| Assistant: TROIS de AVILA Regis (BRA) | | | |
| Assistant: PHAM Anh Tuan (VIE) | | | |

| | | | | | | |
|----------------|---------------------------|------------|----------------------------|------------|---------------------------|-----------------|
| Legend: | | | | | | |
| 1st | Result after first period | 2nd | Result after second period | 3rd | Result after third period | D Defeat |
| V | Victory | Y | Yellow | | | |



BOUT RESULTS

比赛成绩 (个人) / RÉSULTATS PAR COMBAT

| | | | |
|------|----|-------|---|
| BOUT | 21 | PISTE | Y |
|------|----|-------|---|

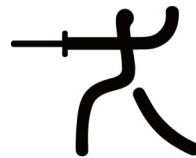
| Seed | Name | NOC Code | Score | | Score | Seed | Name | NOC Code |
|------|-----------------|----------|-----------|---|-----------|------|-------------|----------|
| 25 | KOVALEV Nikolay | RUS | 12 | - | 15 | 8 | MARTI Jaime | ESP |
| | | | D | | V | | | |

| | | 1st | | | | | | | | | | | | | | | | | | | | |
|----|-----------------|-----|---|---|---|---|---|---|---|---|---|---|---|---|---|---|---|----|----|----|----|----|
| 25 | KOVALEV Nikolay | RUS | 0 | 1 | 2 | 2 | 3 | 3 | 4 | 4 | 4 | 5 | 5 | 5 | 5 | 5 | 6 | 6 | 7 | 8 | 8 | 9 |
| 8 | MARTI Jaime | ESP | 1 | 1 | 1 | 2 | 2 | 3 | 3 | 4 | 5 | 5 | 6 | 7 | 8 | 9 | 9 | 10 | 10 | 10 | 11 | 11 |

| | | 2nd | | | | | | | |
|----|-----------------|-----|----|----|----|----|----|----|----|
| 25 | KOVALEV Nikolay | RUS | 9 | 10 | 11 | 11 | 12 | 12 | 12 |
| 8 | MARTI Jaime | ESP | 12 | 12 | 12 | 13 | 13 | 14 | 15 |

| Warnings and Penalties | Bout Time | Overtime | Warnings and Penalties |
|--------------------------------------|-----------|----------|------------------------|
| Yellow card: 0 | 0:55 | -- | Yellow card: 0 |
| Red card: 0 | | | Red card: 0 |
| Black card: 0 | | | Black card: 0 |
| Referee: FLOREA Marius (ROU) | | | |
| Assistant: PHAM Anh Tuan (VIE) | | | |
| Assistant: TOURE Papa Khassoum (SEN) | | | |

| | | | | | | |
|----------------|---------------------------|------------|----------------------------|------------|---------------------------|-----------------|
| Legend: | | | | | | |
| 1st | Result after first period | 2nd | Result after second period | 3rd | Result after third period | D Defeat |
| V | Victory | Y | Yellow | | | |



BOUT RESULTS

比赛成绩 (个人) / RÉSULTATS PAR COMBAT

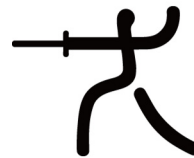
| | | | |
|------|----|-------|---|
| BOUT | 10 | PISTE | R |
|------|----|-------|---|

| Seed | Name | NOC Code | Score | | Score | Seed | Name | NOC Code |
|------|-------------|----------|-----------|---|----------|------|--------------|----------|
| 5 | SMART Keeth | USA | 15 | - | 3 | 28 | ROGERS Jason | USA |
| | | | V | | D | | | |

| Seed | Name | NOC | 1st | | | | | | | | | | 2nd | | | | | | | |
|------|--------------|-----|-----|---|---|---|---|---|---|---|---|---|-----|---|----|----|----|----|----|----|
| | | | 1 | 2 | 3 | 3 | 4 | 5 | 6 | 6 | 7 | 8 | 8 | 9 | 10 | 11 | 12 | 13 | 14 | 15 |
| 5 | SMART Keeth | USA | 1 | 2 | 3 | 3 | 4 | 5 | 6 | 6 | 7 | 8 | 8 | 9 | 10 | 11 | 12 | 13 | 14 | 15 |
| 28 | ROGERS Jason | USA | 0 | 0 | 0 | 1 | 1 | 1 | 1 | 2 | 2 | 2 | 3 | 3 | 3 | 3 | 3 | 3 | 3 | 3 |

| Warnings and Penalties | Bout Time | Overtime | Warnings and Penalties |
|--|-----------|----------|------------------------|
| Yellow card: 0 | 1:09 | -- | Yellow card: 0 |
| Red card: 0 | | | Red card: 0 |
| Black card: 0 | | | Black card: 0 |
| Referee: EL ARABY Tamer Mohamed (EGY) | | | |
| Assistant: SIESTO Marco (ITA) | | | |
| Assistant: VAZQUEZ Daniel (ESP) | | | |

| | | | | | | |
|----------------|---------------------------|------------|----------------------------|------------|---------------------------|-----------------|
| Legend: | | | | | | |
| 1st | Result after first period | 2nd | Result after second period | 3rd | Result after third period | D Defeat |
| R | Red | V | Victory | | | |



BOUT RESULTS

比赛成绩 (个人) / RÉSULTATS PAR COMBAT

| | | | |
|------|----|-------|---|
| BOUT | 14 | PISTE | R |
|------|----|-------|---|

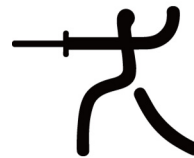
| Seed | Name | NOC Code | Score | | Score | Seed | Name | NOC Code |
|------|---------------|----------|-----------|---|----------|------|-------------|----------|
| 22 | SZILAGYI Aron | HUN | 15 | - | 9 | 11 | DECSI Tamas | HUN |
| | | | V | | D | | | |

| | | 1st | | | | | | | | | | | | | | | | | | | | |
|------|---------------|----------|---|---|---|---|---|---|---|---|---|---|---|---|---|---|----|----|----|----|----|----|
| Seed | Name | NOC Code | 1 | 2 | 3 | 3 | 3 | 4 | 4 | 5 | 6 | 6 | 7 | 8 | 9 | 9 | 10 | 11 | 11 | 11 | 11 | 11 |
| 22 | SZILAGYI Aron | HUN | 1 | 2 | 3 | 3 | 3 | 4 | 4 | 5 | 6 | 6 | 7 | 8 | 9 | 9 | 10 | 11 | 11 | 11 | 11 | 11 |
| 11 | DECSI Tamas | HUN | 0 | 0 | 0 | 1 | 2 | 2 | 3 | 3 | 3 | 4 | 4 | 4 | 4 | 5 | 5 | 5 | 6 | 7 | 8 | 9 |

| | | 2nd | | | | |
|------|---------------|----------|----|----|----|----|
| Seed | Name | NOC Code | 12 | 13 | 14 | 15 |
| 22 | SZILAGYI Aron | HUN | 12 | 13 | 14 | 15 |
| 11 | DECSI Tamas | HUN | 9 | 9 | 9 | 9 |

| Warnings and Penalties | Bout Time | Overtime | Warnings and Penalties |
|--|-----------|----------|------------------------|
| Yellow card: 0 | 1:09 | -- | Yellow card: 0 |
| Red card: 0 | | | Red card: 0 |
| Black card: 0 | | | Black card: 0 |
| Referee: BOUNACHADA Ayach (CAN) | | | |
| Assistant: SIESTO Marco (ITA) | | | |
| Assistant: EL ARABY Tamer Mohamed (EGY) | | | |

| | | | | | | |
|----------------|---------------------------|------------|----------------------------|------------|---------------------------|-----------------|
| Legend: | | | | | | |
| 1st | Result after first period | 2nd | Result after second period | 3rd | Result after third period | D Defeat |
| R | Red | V | Victory | | | |



BOUT RESULTS

比赛成绩 (个人) / RÉSULTATS PAR COMBAT

| | | | |
|------|----|-------|---|
| BOUT | 18 | PISTE | R |
|------|----|-------|---|

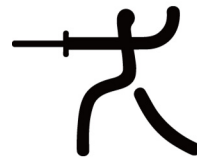
| Seed | Name | NOC Code | Score | | Score | Seed | Name | NOC Code |
|------|--------------|----------|-----------|---|-----------|------|---------------|----------|
| 14 | WANG Jingzhi | CHN | 14 | - | 15 | 20 | PILLET Julien | FRA |
| | | | D | | V | | | |

| | | 1st | | | | | | | | | | | | | | | | | | | | |
|----|---------------|-----|---|---|---|---|---|---|---|---|---|---|---|---|---|---|---|---|----|----|----|----|
| 14 | WANG Jingzhi | CHN | 1 | 1 | 2 | 2 | 3 | 3 | 4 | 4 | 4 | 4 | 5 | 6 | 7 | 7 | 8 | 9 | 10 | 10 | 10 | 10 |
| 20 | PILLET Julien | FRA | 0 | 1 | 1 | 2 | 2 | 3 | 3 | 4 | 5 | 6 | 6 | 6 | 6 | 7 | 7 | 7 | 7 | 8 | 9 | 10 |

| | | 2nd | | | | | | | | | | | |
|----|---------------|-----|----|----|----|----|----|----|----|----|----|----|----|
| 14 | WANG Jingzhi | CHN | 10 | 10 | 11 | 11 | 12 | 12 | 13 | 14 | 14 | 14 | 14 |
| 20 | PILLET Julien | FRA | 11 | 12 | 12 | 13 | 13 | 14 | 14 | 14 | 14 | 15 | |

| Warnings and Penalties | Bout Time | Overtime | Warnings and Penalties |
|---|-----------|----------|------------------------|
| Yellow card: 0 | 1:52 | -- | Yellow card: 0 |
| Red card: 0 | | | Red card: 0 |
| Black card: 0 | | | Black card: 0 |
| Referee: VAZQUEZ Daniel (ESP) | | | |
| Assistant: EL ARABY Tamer Mohamed (EGY) | | | |
| Assistant: BOUNACHADA Ayach (CAN) | | | |

| | | | | | | |
|----------------|---------------------------|-----|----------------------------|-----|---------------------------|----------|
| Legend: | | | | | | |
| 1st | Result after first period | 2nd | Result after second period | 3rd | Result after third period | D Defeat |
| R | Red | V | Victory | | | |



BOUT RESULTS

比赛成绩 (个人) / RÉSULTATS PAR COMBAT

| | | | |
|------|----|-------|---|
| BOUT | 22 | PISTE | R |
|------|----|-------|---|

| Seed | Name | NOC Code | Score | | Score | Seed | Name | NOC Code |
|------|---------------|----------|----------|---|-----------|------|------------------|----------|
| 29 | KEITA Mamadou | SEN | 7 | - | 15 | 4 | DUMITRESCU Rares | ROU |
| | | | D | | V | | | |

| | | 1st | | | | | | | | | | | | | | | | | | | | |
|----|------------------|-----|---|---|---|---|---|---|---|---|---|---|---|----|----|----|----|----|----|----|----|----|
| 29 | KEITA Mamadou | SEN | 0 | 1 | 1 | 1 | 1 | 1 | 1 | 1 | 1 | 1 | 1 | 1 | 1 | 1 | 1 | 1 | 1 | 1 | | |
| 4 | DUMITRESCU Rares | ROU | 1 | 1 | 2 | 3 | 4 | 5 | 6 | 7 | 8 | 9 | 9 | 10 | 10 | 11 | 11 | 12 | 12 | 12 | 12 | 13 |

| | | 2nd | | |
|----|------------------|-----|----|----|
| 29 | KEITA Mamadou | SEN | 7 | 7 |
| 4 | DUMITRESCU Rares | ROU | 14 | 15 |

| Warnings and Penalties | Bout Time | Overtime | Warnings and Penalties |
|---|-----------|----------|------------------------|
| Yellow card: 0 | 1:30 | -- | Yellow card: 0 |
| Red card: 0 | | | Red card: 0 |
| Black card: 0 | | | Black card: 0 |
| Referee: SIESTO Marco (ITA) | | | |
| Assistant: BOUNACHADA Ayach (CAN) | | | |
| Assistant: EL ARABY Tamer Mohamed (EGY) | | | |

| | | | | | | |
|----------------|---------------------------|-----|----------------------------|-----|---------------------------|----------|
| Legend: | | | | | | |
| 1st | Result after first period | 2nd | Result after second period | 3rd | Result after third period | D Defeat |
| R | Red | V | Victory | | | |



BOUT RESULTS

比赛成绩 (个人) / RÉSULTATS PAR COMBAT

| | | | |
|------|----|-------|---|
| BOUT | 11 | PISTE | B |
|------|----|-------|---|

| Seed | Name | NOC Code | Score | | Score | Seed | Name | NOC Code |
|------|--------------|----------|-----------|---|----------|------|------------------|----------|
| 3 | MONTANO Aldo | ITA | 15 | - | 4 | 30 | BEAUDRY Philippe | CAN |
| | | | V | | D | | | |

| Seed | Name | NOC Code | 1st | | | | | | | | 2nd | | | | | | | | | | |
|------|------------------|----------|-----|---|---|---|---|---|---|---|-----|---|---|---|----|----|----|----|----|----|----|
| | | | 1 | 2 | 3 | 4 | 5 | 6 | 7 | 8 | 8 | 9 | 9 | 9 | 10 | 11 | 11 | 12 | 13 | 14 | 15 |
| 3 | MONTANO Aldo | ITA | 1 | 2 | 3 | 4 | 5 | 6 | 7 | 8 | 8 | 9 | 9 | 9 | 10 | 11 | 11 | 12 | 13 | 14 | 15 |
| 30 | BEAUDRY Philippe | CAN | 0 | 0 | 0 | 0 | 0 | 0 | 0 | 0 | 1 | 1 | 2 | 3 | 3 | 3 | 4 | 4 | 4 | 4 | 4 |

| Warnings and Penalties | Bout Time | Overtime | Warnings and Penalties |
|---|-----------|----------|------------------------|
| Yellow card: 0 | 0:50 | -- | Yellow card: 0 |
| Red card: 0 | | | Red card: 0 |
| Black card: 0 | | | Black card: 0 |
| Referee: WANG Changyong (CHN) | | | |
| Assistant: FINDLAY Douglas (USA) | | | |
| Assistant: QIAO Min (CHN) | | | |

| | | | | | | |
|----------------|---------------------------|------------|----------------------------|------------|---------------------------|---------------|
| Legend: | | | | | | |
| 1st | Result after first period | 2nd | Result after second period | 3rd | Result after third period | B Blue |
| D | Defeat | V | Victory | | | |



BOUT RESULTS

比赛成绩 (个人) / RÉSULTATS PAR COMBAT

| | | | |
|------|----|-------|---|
| BOUT | 15 | PISTE | B |
|------|----|-------|---|

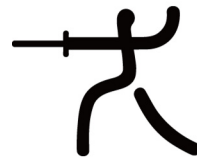
| Seed | Name | NOC Code | Score | | Score | Seed | Name | NOC Code |
|------|-----------------|----------|----------|---|-----------|------|------------|----------|
| 19 | OCCHIUZZI Diego | ITA | 9 | - | 15 | 13 | PINA Jorge | ESP |
| | | | D | | V | | | |

| | | 1st | | | | | | | | | | | | | | | | | | | | |
|----|-----------------|-----|---|---|---|---|---|---|---|---|---|---|---|---|---|---|---|---|----|----|----|----|
| 19 | OCCHIUZZI Diego | ITA | 0 | 0 | 0 | 0 | 0 | 0 | 1 | 2 | 3 | 3 | 3 | 4 | 5 | 6 | 7 | 7 | 7 | 7 | 7 | |
| 13 | PINA Jorge | ESP | 1 | 2 | 3 | 4 | 5 | 6 | 6 | 6 | 6 | 7 | 8 | 8 | 8 | 8 | 8 | 9 | 10 | 11 | 12 | 13 |

| | | 2nd | | | | |
|----|-----------------|-----|----|----|----|----|
| 19 | OCCHIUZZI Diego | ITA | 7 | 8 | 9 | 9 |
| 13 | PINA Jorge | ESP | 14 | 14 | 14 | 15 |

| Warnings and Penalties | Bout Time | Overtime | Warnings and Penalties |
|---|-----------|----------|------------------------|
| Yellow card: 1 | 1:06 | -- | Yellow card: 0 |
| Red card: 0 | | | Red card: 0 |
| Black card: 0 | | | Black card: 0 |
| Referee: JIANG Yefei (CHN) | | | |
| Assistant: FINDLAY Douglas (USA) | | | |
| Assistant: QIAO Min (CHN) | | | |

| | | | | | | |
|----------------|---------------------------|------------|----------------------------|------------|---------------------------|---------------|
| Legend: | | | | | | |
| 1st | Result after first period | 2nd | Result after second period | 3rd | Result after third period | B Blue |
| D | Defeat | V | Victory | | | |



BOUT RESULTS

比赛成绩 (个人) / RÉSULTATS PAR COMBAT

| | | | |
|------|----|-------|---|
| BOUT | 19 | PISTE | B |
|------|----|-------|---|

| Seed | Name | NOC Code | Score | | Score | Seed | Name | NOC Code |
|------|------------|----------|-----------|---|----------|------|---------------|----------|
| 12 | OH Eunseok | KOR | 15 | - | 8 | 21 | LAPKES Dmitri | BLR |
| | | | V | | D | | | |

| | | 1st | | | | | | | | | | | | | | | | | | | | |
|------|---------------|----------|---|---|---|---|---|---|---|---|---|----|----|----|----|----|----|----|----|----|----|----|
| Seed | Name | NOC Code | 1 | 2 | 3 | 4 | 5 | 6 | 7 | 8 | 9 | 10 | 11 | 12 | 13 | 14 | 15 | 16 | 17 | 18 | 19 | 20 |
| 12 | OH Eunseok | KOR | 1 | 2 | 2 | 3 | 4 | 5 | 6 | 7 | 7 | 8 | 9 | 10 | 10 | 10 | 11 | 12 | 12 | 12 | 13 | 13 |
| 21 | LAPKES Dmitri | BLR | 0 | 0 | 1 | 1 | 1 | 1 | 1 | 1 | 2 | 2 | 2 | 2 | 3 | 4 | 4 | 4 | 5 | 6 | 6 | 7 |

| | | 2nd | | | |
|------|---------------|----------|----|----|----|
| Seed | Name | NOC Code | 13 | 14 | 15 |
| 12 | OH Eunseok | KOR | 13 | 14 | 15 |
| 21 | LAPKES Dmitri | BLR | 8 | 8 | 8 |

| Warnings and Penalties | Bout Time | Overtime | Warnings and Penalties |
|---------------------------------|-----------|----------|------------------------|
| Yellow card: 0 | 1:12 | -- | Yellow card: 0 |
| Red card: 0 | | | Red card: 0 |
| Black card: 0 | | | Black card: 0 |
| Referee: ZHENG Kang Zhao (CHN) | | | |
| Assistant: WANG Changyong (CHN) | | | |
| Assistant: JIANG Yefei (CHN) | | | |

| | | | | | | |
|----------------|---------------------------|-----|----------------------------|-----|---------------------------|--------|
| Legend: | | | | | | |
| 1st | Result after first period | 2nd | Result after second period | 3rd | Result after third period | B Blue |
| D | Defeat | V | Victory | | | |



BOUT RESULTS

比赛成绩 (个人) / RÉSULTATS PAR COMBAT

| | | | |
|------|----|-------|---|
| BOUT | 23 | PISTE | B |
|------|----|-------|---|

| Seed | Name | NOC Code | Score | | Score | Seed | Name | NOC Code |
|------|---------------|----------|-----------|---|----------|------|----------------------|----------|
| 27 | LOPEZ Nicolas | FRA | 15 | - | 8 | 6 | POZDNYAKOV Stanislav | RUS |
| | | | V | | D | | | |

| | | 1st | | | | | | | | | | | | | | | | | | | | |
|----|----------------------|-----|---|---|---|---|---|---|---|---|---|---|---|---|---|----|----|----|----|----|----|----|
| 27 | LOPEZ Nicolas | FRA | 0 | 1 | 1 | 2 | 3 | 4 | 5 | 6 | 7 | 7 | 7 | 8 | 9 | 10 | 11 | 11 | 11 | 12 | 13 | 13 |
| 6 | POZDNYAKOV Stanislav | RUS | 1 | 1 | 2 | 2 | 2 | 2 | 2 | 2 | 2 | 3 | 4 | 4 | 4 | 4 | 4 | 5 | 6 | 6 | 6 | 7 |

| | | 2nd | | | |
|----|----------------------|-----|----|----|----|
| 27 | LOPEZ Nicolas | FRA | 14 | 14 | 15 |
| 6 | POZDNYAKOV Stanislav | RUS | 7 | 8 | 8 |

| Warnings and Penalties | Bout Time | Overtime | Warnings and Penalties |
|----------------------------------|-----------|----------|------------------------|
| Yellow card: 0 | 0:59 | -- | Yellow card: 0 |
| Red card: 0 | | | Red card: 0 |
| Black card: 0 | | | Black card: 0 |
| Referee: KAPOSVARI Zsolt (HUN) | | | |
| Assistant: FINDLAY Douglas (USA) | | | |
| Assistant: QIAO Min (CHN) | | | |

| | | | | | | |
|----------------|---------------------------|-----|----------------------------|-----|---------------------------|--------|
| Legend: | | | | | | |
| 1st | Result after first period | 2nd | Result after second period | 3rd | Result after third period | B Blue |
| D | Defeat | V | Victory | | | |



BOUT RESULTS

比赛成绩 (个人) / RÉSULTATS PAR COMBAT

| | | | |
|------|----|-------|---|
| BOUT | 12 | PISTE | G |
|------|----|-------|---|

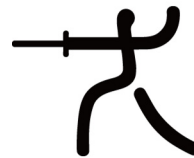
| Seed | Name | NOC Code | Score | | Score | Seed | Name | NOC Code |
|------|---------------|----------|-----------|---|----------|------|-----------------|----------|
| 7 | COVALIU Mihai | ROU | 15 | - | 9 | 26 | PRYIEMKA Valery | BLR |
| | | | V | | D | | | |

| | | 1st | | | | | | | | | | | | | | | | | | | | |
|------|-----------------|----------|---|---|---|---|---|---|---|---|---|---|---|---|---|---|---|---|----|----|----|----|
| Seed | Name | NOC Code | 0 | 1 | 2 | 2 | 2 | 3 | 4 | 4 | 5 | 6 | 6 | 6 | 7 | 8 | 9 | 9 | 10 | 11 | 11 | 12 |
| 7 | COVALIU Mihai | ROU | 0 | 1 | 2 | 2 | 2 | 3 | 4 | 4 | 5 | 6 | 6 | 6 | 7 | 8 | 9 | 9 | 10 | 11 | 11 | 12 |
| 26 | PRYIEMKA Valery | BLR | 1 | 1 | 1 | 2 | 3 | 3 | 3 | 4 | 4 | 4 | 5 | 6 | 6 | 6 | 6 | 7 | 7 | 7 | 8 | 8 |

| | | 2nd | | | | |
|------|-----------------|----------|----|----|----|----|
| Seed | Name | NOC Code | 13 | 13 | 14 | 15 |
| 7 | COVALIU Mihai | ROU | 13 | 13 | 14 | 15 |
| 26 | PRYIEMKA Valery | BLR | 8 | 9 | 9 | 9 |

| Warnings and Penalties | Bout Time | Overtime | Warnings and Penalties |
|----------------------------------|-----------|----------|------------------------|
| Yellow card: 0 | 1:07 | -- | Yellow card: 0 |
| Red card: 0 | | | Red card: 0 |
| Black card: 0 | | | Black card: 0 |
| Referee: VASQUEZ Rodrigo (CHI) | | | |
| Assistant: SACH David (GBR) | | | |
| Assistant: MILENCHEV Vasil (BUL) | | | |

| | | | | | | |
|----------------|---------------------------|------------|----------------------------|------------|---------------------------|-----------------|
| Legend: | | | | | | |
| 1st | Result after first period | 2nd | Result after second period | 3rd | Result after third period | D Defeat |
| G | Green | V | Victory | | | |



BOUT RESULTS

比赛成绩 (个人) / RÉSULTATS PAR COMBAT

| | | | |
|------|----|-------|---|
| BOUT | 16 | PISTE | G |
|------|----|-------|---|

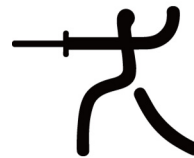
| Seed | Name | NOC Code | Score | | Score | Seed | Name | NOC Code |
|------|--------------|----------|-----------|---|-----------|------|---------------|----------|
| 23 | ZHOU Hanming | CHN | 15 | - | 13 | 9 | NEMCSIK Zsolt | HUN |
| | | | V | | D | | | |

| | | 1st | | | | | | | | | | | | | | | | | | | | |
|----|---------------|-----|---|---|---|---|---|---|---|---|---|---|---|---|---|---|---|---|---|---|----|----|
| 23 | ZHOU Hanming | CHN | 0 | 1 | 2 | 3 | 3 | 3 | 3 | 3 | 4 | 4 | 5 | 6 | 6 | 7 | 8 | 8 | 9 | 9 | 10 | 10 |
| 9 | NEMCSIK Zsolt | HUN | 1 | 1 | 1 | 1 | 2 | 3 | 4 | 5 | 5 | 6 | 6 | 6 | 7 | 7 | 7 | 8 | 8 | 9 | 9 | 10 |

| | | 2nd | | | | | | | | | |
|----|---------------|-----|----|----|----|----|----|----|----|----|--|
| 23 | ZHOU Hanming | CHN | 11 | 12 | 12 | 12 | 13 | 14 | 14 | 15 | |
| 9 | NEMCSIK Zsolt | HUN | 10 | 10 | 11 | 12 | 12 | 12 | 13 | 13 | |

| Warnings and Penalties | Bout Time | Overtime | Warnings and Penalties |
|----------------------------------|-----------|----------|------------------------|
| Yellow card: 0 | 0:54 | -- | Yellow card: 0 |
| Red card: 0 | | | Red card: 0 |
| Black card: 0 | | | Black card: 0 |
| Referee: GABY Bruno (FRA) | | | |
| Assistant: MILENCHEV Vasil (BUL) | | | |
| Assistant: VASQUEZ Rodrigo (CHI) | | | |

| | | | | | | |
|----------------|---------------------------|-----|----------------------------|-----|---------------------------|----------|
| Legend: | | | | | | |
| 1st | Result after first period | 2nd | Result after second period | 3rd | Result after third period | D Defeat |
| G | Green | V | Victory | | | |



BOUT RESULTS

比赛成绩 (个人) / RÉSULTATS PAR COMBAT

| | | | |
|------|----|-------|---|
| BOUT | 20 | PISTE | G |
|------|----|-------|---|

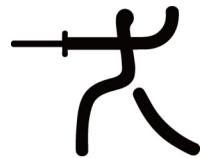
| Seed | Name | NOC Code | Score | | Score | Seed | Name | NOC Code |
|------|------------------|----------|----------|---|-----------|------|----------------------|----------|
| 15 | YAKIMENKO Alexey | RUS | 9 | - | 15 | 18 | BUIKEVICH Aliaksandr | BLR |
| | | | D | | V | | | |

| | | 1st | | | | | | | | | | | | | | | | | | | | |
|----|----------------------|-----|---|---|---|---|---|---|---|---|---|---|---|---|---|---|----|----|----|----|----|----|
| 15 | YAKIMENKO Alexey | RUS | 1 | 1 | 2 | 2 | 3 | 3 | 3 | 3 | 4 | 4 | 4 | 4 | 5 | 5 | 5 | 5 | 6 | 6 | 6 | |
| 18 | BUIKEVICH Aliaksandr | BLR | 0 | 1 | 1 | 2 | 2 | 3 | 4 | 5 | 5 | 6 | 7 | 8 | 8 | 9 | 10 | 11 | 12 | 12 | 13 | 14 |

| | | 2nd | | | | |
|----|----------------------|-----|----|----|----|----|
| 15 | YAKIMENKO Alexey | RUS | 7 | 8 | 9 | 9 |
| 18 | BUIKEVICH Aliaksandr | BLR | 14 | 14 | 14 | 15 |

| Warnings and Penalties | Bout Time | Overtime | Warnings and Penalties |
|---|-----------|----------|------------------------|
| Yellow card: 0 | 1:23 | -- | Yellow card: 0 |
| Red card: 0 | | | Red card: 0 |
| Black card: 0 | | | Black card: 0 |
| Referee: SACH David (GBR) | | | |
| Assistant: VASQUEZ Rodrigo (CHI) | | | |
| Assistant: GABY Bruno (FRA) | | | |

| | | | | | | |
|----------------|---------------------------|------------|----------------------------|------------|---------------------------|-----------------|
| Legend: | | | | | | |
| 1st | Result after first period | 2nd | Result after second period | 3rd | Result after third period | D Defeat |
| G | Green | V | Victory | | | |



BOUT RESULTS

比赛成绩 (个人) / RÉSULTATS PAR COMBAT

| | | | |
|------|----|-------|---|
| BOUT | 24 | PISTE | G |
|------|----|-------|---|

| Seed | Name | NOC Code | Score | | Score | Seed | Name | NOC Code |
|------|----------------|----------|----------|---|-----------|------|-----------------|----------|
| 33 | KONIUSZ Marcin | POL | 7 | - | 15 | 1 | LIMBACH Nicolas | GER |
| | | | D | | V | | | |

| | | 1st | | | | | | | | | | | | | | | | | | | | |
|----|-----------------|-----|---|---|---|---|---|---|---|---|---|---|---|---|---|----|----|----|----|----|----|----|
| 33 | KONIUSZ Marcin | POL | 0 | 0 | 1 | 2 | 3 | 3 | 3 | 4 | 4 | 4 | 4 | 4 | 4 | 4 | 5 | 5 | 5 | 5 | 5 | 6 |
| 1 | LIMBACH Nicolas | GER | 1 | 2 | 2 | 2 | 2 | 3 | 4 | 4 | 5 | 6 | 7 | 8 | 9 | 10 | 10 | 11 | 12 | 13 | 14 | 14 |

| | | 2nd | | |
|----|-----------------|-----|----|----|
| 33 | KONIUSZ Marcin | POL | 7 | 7 |
| 1 | LIMBACH Nicolas | GER | 14 | 15 |

| Warnings and Penalties | Bout Time | Overtime | Warnings and Penalties |
|----------------------------------|-----------|----------|------------------------|
| Yellow card: 0 | 0:53 | -- | Yellow card: 0 |
| Red card: 0 | | | Red card: 0 |
| Black card: 0 | | | Black card: 0 |
| Referee: MILENCHEV Vasil (BUL) | | | |
| Assistant: VASQUEZ Rodrigo (CHI) | | | |
| Assistant: SACH David (GBR) | | | |

| | | | | | | |
|----------------|---------------------------|------------|----------------------------|------------|---------------------------|-----------------|
| Legend: | | | | | | |
| 1st | Result after first period | 2nd | Result after second period | 3rd | Result after third period | D Defeat |
| G | Green | V | Victory | | | |



BOUT RESULTS

比赛成绩 (个人) / RÉSULTATS PAR COMBAT

| | | | |
|------|----|-------|---|
| BOUT | 25 | PISTE | Y |
|------|----|-------|---|

| Seed | Name | NOC Code | Score | | Score | Seed | Name | NOC Code |
|------|-----------------|----------|-----------|---|----------|------|--------------|----------|
| 2 | TARANTINO Luigi | ITA | 15 | - | 7 | 16 | SANSON Boris | FRA |
| | | | V | | D | | | |

| | | 1st | | | | | | | | | | | | | | | | | | | | |
|----|-----------------|-----|---|---|---|---|---|---|---|---|---|---|---|---|---|----|----|----|----|----|----|----|
| 2 | TARANTINO Luigi | ITA | 1 | 1 | 1 | 2 | 2 | 3 | 4 | 5 | 6 | 6 | 7 | 8 | 9 | 10 | 10 | 11 | 12 | 12 | 12 | 13 |
| 16 | SANSON Boris | FRA | 0 | 1 | 2 | 2 | 3 | 3 | 3 | 3 | 3 | 4 | 4 | 4 | 4 | 4 | 5 | 5 | 5 | 6 | 7 | 7 |

| | | 2nd | | |
|----|-----------------|-----|----|----|
| 2 | TARANTINO Luigi | ITA | 14 | 15 |
| 16 | SANSON Boris | FRA | 7 | 7 |

| Warnings and Penalties | Bout Time | Overtime | Warnings and Penalties |
|--------------------------------------|-----------|----------|------------------------|
| Yellow card: 0 | 0:45 | -- | Yellow card: 0 |
| Red card: 0 | | | Red card: 0 |
| Black card: 0 | | | Black card: 0 |
| Referee: KAPOSVARI Zsolt (HUN) | | | |
| Assistant: TOURE Papa Khassoum (SEN) | | | |
| Assistant: PHAM Anh Tuan (VIE) | | | |

| | | | | | | |
|----------------|---------------------------|-----|----------------------------|-----|---------------------------|----------|
| Legend: | | | | | | |
| 1st | Result after first period | 2nd | Result after second period | 3rd | Result after third period | D Defeat |
| V | Victory | Y | Yellow | | | |



BOUT RESULTS

比赛成绩 (个人) / RÉSULTATS PAR COMBAT

| | | | |
|------|----|-------|---|
| BOUT | 29 | PISTE | Y |
|------|----|-------|---|

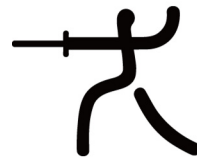
| Seed | Name | NOC Code | Score | | Score | Seed | Name | NOC Code |
|------|-----------|----------|-----------|---|-----------|------|-------------|----------|
| 10 | ZHONG Man | CHN | 15 | - | 14 | 8 | MARTI Jaime | ESP |
| | | | V | | D | | | |

| | | 1st | | | | | | | | | | | | | | | | | | | | |
|------|-------------|----------|---|---|---|---|---|---|---|---|---|----|----|----|----|----|----|----|----|----|----|----|
| Seed | Name | NOC Code | 1 | 2 | 3 | 4 | 5 | 6 | 7 | 8 | 9 | 10 | 11 | 12 | 13 | 14 | 15 | 16 | 17 | 18 | 19 | 20 |
| 10 | ZHONG Man | CHN | 1 | 2 | 2 | 3 | 3 | 4 | 4 | 5 | 5 | 6 | 7 | 7 | 7 | 7 | 8 | 8 | 9 | 9 | 9 | 10 |
| 8 | MARTI Jaime | ESP | 0 | 0 | 1 | 1 | 2 | 2 | 3 | 3 | 4 | 4 | 4 | 5 | 6 | 7 | 7 | 8 | 8 | 9 | 10 | 10 |

| | | 2nd | | | | | | | | | | | | |
|------|-------------|----------|----|----|----|----|----|----|----|----|----|----|----|----|
| Seed | Name | NOC Code | 11 | 12 | 13 | 14 | 15 | 16 | 17 | 18 | 19 | 20 | 21 | 22 |
| 10 | ZHONG Man | CHN | 11 | 12 | 12 | 13 | 13 | 13 | 14 | 14 | 15 | | | |
| 8 | MARTI Jaime | ESP | 10 | 10 | 11 | 11 | 12 | 13 | 13 | 14 | 14 | | | |

| Warnings and Penalties | Bout Time | Overtime | Warnings and Penalties |
|--|-----------|----------|------------------------|
| Yellow card: 0 | 1:25 | -- | Yellow card: 0 |
| Red card: 0 | | | Red card: 0 |
| Black card: 0 | | | Black card: 0 |
| Referee: FLOREA Marius (ROU) | | | |
| Assistant: PHAM Anh Tuan (VIE) | | | |
| Assistant: TROIS de AVILA Regis (BRA) | | | |

| | | | | | | |
|----------------|---------------------------|------------|----------------------------|------------|---------------------------|-----------------|
| Legend: | | | | | | |
| 1st | Result after first period | 2nd | Result after second period | 3rd | Result after third period | D Defeat |
| V | Victory | Y | Yellow | | | |



BOUT RESULTS

比赛成绩 (个人) / RÉSULTATS PAR COMBAT

| | | | |
|------|----|-------|---|
| BOUT | 26 | PISTE | R |
|------|----|-------|---|

| Seed | Name | NOC Code | Score | | Score | Seed | Name | NOC Code |
|------|-------------|----------|-----------|---|-----------|------|---------------|----------|
| 5 | SMART Keeth | USA | 15 | - | 10 | 22 | SZILAGYI Aron | HUN |
| | | | V | | D | | | |

| | | 1st | | | | | | | | | | | | | | | | | | | | |
|----|---------------|-----|---|---|---|---|---|---|---|---|---|---|---|---|---|---|---|---|---|----|----|----|
| 5 | SMART Keeth | USA | 0 | 0 | 1 | 1 | 2 | 3 | 4 | 4 | 5 | 6 | 6 | 7 | 7 | 7 | 8 | 9 | 9 | 10 | 10 | 11 |
| 22 | SZILAGYI Aron | HUN | 1 | 2 | 2 | 3 | 3 | 3 | 3 | 4 | 4 | 4 | 5 | 5 | 6 | 7 | 7 | 7 | 8 | 8 | 9 | 9 |

| | | 2nd | | | | | |
|----|---------------|-----|----|----|----|----|----|
| 5 | SMART Keeth | USA | 12 | 13 | 13 | 14 | 15 |
| 22 | SZILAGYI Aron | HUN | 9 | 9 | 10 | 10 | 10 |

| Warnings and Penalties | Bout Time | Overtime | Warnings and Penalties |
|---|-----------|----------|------------------------|
| Yellow card: 0 | 1:03 | -- | Yellow card: 0 |
| Red card: 0 | | | Red card: 0 |
| Black card: 0 | | | Black card: 0 |
| Referee: WANG Changyong (CHN) | | | |
| Assistant: EL ARABY Tamer Mohamed (EGY) | | | |
| Assistant: BOUNACHADA Ayach (CAN) | | | |

| | | | | | | |
|----------------|---------------------------|-----|----------------------------|-----|---------------------------|----------|
| Legend: | | | | | | |
| 1st | Result after first period | 2nd | Result after second period | 3rd | Result after third period | D Defeat |
| R | Red | V | Victory | | | |



BOUT RESULTS

比赛成绩 (个人) / RÉSULTATS PAR COMBAT

| | | | |
|------|----|-------|---|
| BOUT | 30 | PISTE | R |
|------|----|-------|---|

| Seed | Name | NOC Code | Score | | Score | Seed | Name | NOC Code |
|------|---------------|----------|-----------|---|-----------|------|------------------|----------|
| 20 | PILLET Julien | FRA | 15 | - | 13 | 4 | DUMITRESCU Rares | ROU |
| | | | V | | D | | | |

| | | 1st | | | | | | | | | | | | | | | | | | | | |
|------|------------------|----------|---|---|---|---|---|---|---|---|---|---|---|---|---|----|----|----|----|----|----|----|
| Seed | Name | NOC Code | 1 | 2 | 3 | 3 | 3 | 4 | 5 | 6 | 7 | 7 | 8 | 8 | 9 | 10 | 11 | 12 | 12 | 12 | 12 | 12 |
| 20 | PILLET Julien | FRA | 1 | 2 | 3 | 3 | 3 | 4 | 5 | 6 | 7 | 7 | 8 | 8 | 9 | 10 | 11 | 12 | 12 | 12 | 12 | 12 |
| 4 | DUMITRESCU Rares | ROU | 0 | 0 | 0 | 1 | 2 | 2 | 2 | 2 | 2 | 3 | 3 | 4 | 4 | 4 | 4 | 4 | 5 | 6 | 7 | 8 |

| | | 2nd | | | | | | | | | | |
|------|------------------|----------|----|----|----|----|----|----|----|----|--|--|
| Seed | Name | NOC Code | 12 | 13 | 13 | 14 | 14 | 14 | 14 | 15 | | |
| 20 | PILLET Julien | FRA | 12 | 13 | 13 | 14 | 14 | 14 | 14 | 15 | | |
| 4 | DUMITRESCU Rares | ROU | 9 | 9 | 10 | 10 | 11 | 12 | 13 | 13 | | |

| Warnings and Penalties | Bout Time | Overtime | Warnings and Penalties |
|--|-----------|----------|------------------------|
| Yellow card: 0 | 1:28 | -- | Yellow card: 0 |
| Red card: 0 | | | Red card: 0 |
| Black card: 0 | | | Black card: 0 |
| Referee: VAZQUEZ Daniel (ESP) | | | |
| Assistant: EL ARABY Tamer Mohamed (EGY) | | | |
| Assistant: BOUNACHADA Ayach (CAN) | | | |

| | | | | | | |
|----------------|---------------------------|------------|----------------------------|------------|---------------------------|-----------------|
| Legend: | | | | | | |
| 1st | Result after first period | 2nd | Result after second period | 3rd | Result after third period | D Defeat |
| R | Red | V | Victory | | | |



BOUT RESULTS

比赛成绩 (个人) / RÉSULTATS PAR COMBAT

| | | | |
|------|----|-------|---|
| BOUT | 27 | PISTE | B |
|------|----|-------|---|

| Seed | Name | NOC Code | Score | | Score | Seed | Name | NOC Code |
|------|--------------|----------|-----------|---|-----------|------|------------|----------|
| 3 | MONTANO Aldo | ITA | 14 | - | 15 | 13 | PINA Jorge | ESP |
| | | | D | | V | | | |

| | | 1st | | | | | | | | | | | | | | | | | | | | |
|----|--------------|-----|---|---|---|---|---|---|---|---|---|---|---|---|---|---|---|---|---|----|----|----|
| 3 | MONTANO Aldo | ITA | 0 | 1 | 2 | 3 | 3 | 3 | 4 | 5 | 5 | 6 | 7 | 7 | 7 | 8 | 8 | 8 | 8 | 8 | 8 | 8 |
| 13 | PINA Jorge | ESP | 1 | 1 | 1 | 1 | 2 | 3 | 3 | 3 | 4 | 4 | 4 | 5 | 6 | 6 | 7 | 8 | 9 | 10 | 11 | 12 |

| | | 2nd | | | | | | | | | | |
|----|--------------|-----|----|----|----|----|----|----|----|----|----|--|
| 3 | MONTANO Aldo | ITA | 9 | 10 | 11 | 11 | 12 | 12 | 13 | 14 | 14 | |
| 13 | PINA Jorge | ESP | 12 | 12 | 12 | 13 | 13 | 14 | 14 | 14 | 15 | |

| Warnings and Penalties | Bout Time | Overtime | Warnings and Penalties |
|----------------------------------|-----------|----------|------------------------|
| Yellow card: 1 | 1:16 | -- | Yellow card: 1 |
| Red card: 1 | | | Red card: 0 |
| Black card: 0 | | | Black card: 0 |
| Referee: MILENCHEV Vasil (BUL) | | | |
| Assistant: JIANG Yefei (CHN) | | | |
| Assistant: FINDLAY Douglas (USA) | | | |

| | | | | | | |
|----------------|---------------------------|------------|----------------------------|------------|---------------------------|---------------|
| Legend: | | | | | | |
| 1st | Result after first period | 2nd | Result after second period | 3rd | Result after third period | B Blue |
| D | Defeat | V | Victory | | | |



BOUT RESULTS

比赛成绩 (个人) / RÉSULTATS PAR COMBAT

| | | | |
|------|----|-------|---|
| BOUT | 31 | PISTE | B |
|------|----|-------|---|

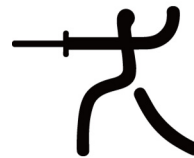
| Seed | Name | NOC Code | Score | | Score | Seed | Name | NOC Code |
|------|------------|----------|-----------|---|-----------|------|---------------|----------|
| 12 | OH Eunseok | KOR | 11 | - | 15 | 27 | LOPEZ Nicolas | FRA |
| | | | D | | V | | | |

| | | 1st | | | | | | | | | | | | | | | | | | | | |
|----|---------------|-----|---|---|---|---|---|---|---|---|---|---|---|---|---|---|---|---|---|---|----|----|
| 12 | OH Eunseok | KOR | 1 | 2 | 3 | 4 | 4 | 5 | 6 | 7 | 7 | 7 | 7 | 8 | 8 | 8 | 8 | 8 | 9 | 9 | 9 | 9 |
| 27 | LOPEZ Nicolas | FRA | 0 | 0 | 0 | 0 | 1 | 1 | 1 | 1 | 2 | 3 | 4 | 4 | 5 | 6 | 7 | 8 | 8 | 9 | 10 | 11 |

| | | 2nd | | | | | | |
|----|---------------|-----|----|----|----|----|----|----|
| 12 | OH Eunseok | KOR | 9 | 10 | 10 | 10 | 11 | 11 |
| 27 | LOPEZ Nicolas | FRA | 12 | 12 | 13 | 14 | 14 | 15 |

| Warnings and Penalties | Bout Time | Overtime | Warnings and Penalties |
|----------------------------------|-----------|----------|------------------------|
| Yellow card: 0 | 1:22 | -- | Yellow card: 0 |
| Red card: 0 | | | Red card: 0 |
| Black card: 0 | | | Black card: 0 |
| Referee: ZHENG Kang Zhao (CHN) | | | |
| Assistant: FINDLAY Douglas (USA) | | | |
| Assistant: JIANG Yefei (CHN) | | | |

| | | | | | | |
|----------------|---------------------------|------------|----------------------------|------------|---------------------------|---------------|
| Legend: | | | | | | |
| 1st | Result after first period | 2nd | Result after second period | 3rd | Result after third period | B Blue |
| D | Defeat | V | Victory | | | |



BOUT RESULTS

比赛成绩 (个人) / RÉSULTATS PAR COMBAT

| | | | |
|------|----|-------|---|
| BOUT | 28 | PISTE | G |
|------|----|-------|---|

| Seed | Name | NOC Code | Score | | Score | Seed | Name | NOC Code |
|------|---------------|----------|-----------|---|-----------|------|--------------|----------|
| 7 | COVALIU Mihai | ROU | 15 | - | 12 | 23 | ZHOU Hanming | CHN |
| | | | V | | D | | | |

| | | 1st | | | | | | | | | | | | | | | | | | | | |
|------|---------------|----------|---|---|---|---|---|---|---|---|---|---|---|---|---|---|---|---|---|----|----|----|
| Seed | Name | NOC Code | 1 | 1 | 1 | 1 | 2 | 2 | 2 | 3 | 4 | 5 | 5 | 6 | 6 | 7 | 7 | 8 | 9 | 10 | 11 | 11 |
| 7 | COVALIU Mihai | ROU | 1 | 1 | 1 | 1 | 2 | 2 | 2 | 3 | 4 | 5 | 5 | 6 | 6 | 7 | 7 | 8 | 9 | 10 | 11 | 11 |
| 23 | ZHOU Hanming | CHN | 0 | 1 | 2 | 3 | 3 | 4 | 5 | 5 | 5 | 5 | 6 | 6 | 7 | 7 | 8 | 8 | 8 | 8 | 8 | 9 |

| | | 2nd | | | | | | | |
|------|---------------|----------|----|----|----|----|----|----|----|
| Seed | Name | NOC Code | 11 | 12 | 12 | 13 | 13 | 14 | 15 |
| 7 | COVALIU Mihai | ROU | 11 | 12 | 12 | 13 | 13 | 14 | 15 |
| 23 | ZHOU Hanming | CHN | 10 | 10 | 11 | 11 | 12 | 12 | 12 |

| Warnings and Penalties | Bout Time | Overtime | Warnings and Penalties |
|----------------------------------|-----------|----------|------------------------|
| Yellow card: 0 | 1:42 | -- | Yellow card: 0 |
| Red card: 0 | | | Red card: 0 |
| Black card: 0 | | | Black card: 0 |
| Referee: SIESTO Marco (ITA) | | | |
| Assistant: VASQUEZ Rodrigo (CHI) | | | |
| Assistant: SACH David (GBR) | | | |

| | | | | | | |
|----------------|---------------------------|------------|----------------------------|------------|---------------------------|-----------------|
| Legend: | | | | | | |
| 1st | Result after first period | 2nd | Result after second period | 3rd | Result after third period | D Defeat |
| G | Green | V | Victory | | | |



BOUT RESULTS

比赛成绩 (个人) / RÉSULTATS PAR COMBAT

| | | | |
|------|----|-------|---|
| BOUT | 32 | PISTE | G |
|------|----|-------|---|

| Seed | Name | NOC Code | Score | | Score | Seed | Name | NOC Code |
|------|----------------------|----------|-----------|---|-----------|------|-----------------|----------|
| 18 | BUIKEVICH Aliaksandr | BLR | 15 | - | 14 | 1 | LIMBACH Nicolas | GER |
| | | | V | | D | | | |

| | | 1st | | | | | | | | | | | | | | | | | | | | |
|----|----------------------|-----|---|---|---|---|---|---|---|---|---|---|---|---|---|---|---|---|---|---|----|----|
| 18 | BUIKEVICH Aliaksandr | BLR | 1 | 1 | 2 | 3 | 3 | 3 | 4 | 4 | 4 | 4 | 5 | 6 | 6 | 6 | 7 | 8 | 9 | 9 | 10 | 11 |
| 1 | LIMBACH Nicolas | GER | 0 | 1 | 1 | 1 | 2 | 3 | 3 | 4 | 5 | 6 | 6 | 6 | 7 | 8 | 8 | 8 | 8 | 9 | 9 | 9 |

| | | 2nd | | | | | | | | | |
|----|----------------------|-----|----|----|----|----|----|----|----|----|----|
| 18 | BUIKEVICH Aliaksandr | BLR | 11 | 11 | 12 | 12 | 13 | 13 | 13 | 14 | 15 |
| 1 | LIMBACH Nicolas | GER | 10 | 11 | 11 | 12 | 12 | 13 | 14 | 14 | 14 |

| Warnings and Penalties | Bout Time | Overtime | Warnings and Penalties |
|---|-----------|----------|------------------------|
| Yellow card: 0 | 1:36 | -- | Yellow card: 0 |
| Red card: 0 | | | Red card: 0 |
| Black card: 0 | | | Black card: 0 |
| Referee: GABY Bruno (FRA) | | | |
| Assistant: SACH David (GBR) | | | |
| Assistant: VASQUEZ Rodrigo (CHI) | | | |

| | | | | | | |
|----------------|---------------------------|------------|----------------------------|------------|---------------------------|-----------------|
| Legend: | | | | | | |
| 1st | Result after first period | 2nd | Result after second period | 3rd | Result after third period | D Defeat |
| G | Green | V | Victory | | | |



BOUT RESULTS

比赛成绩 (个人) / RÉSULTATS PAR COMBAT

| | | | |
|------|----|-------|---|
| BOUT | 33 | PISTE | Y |
|------|----|-------|---|

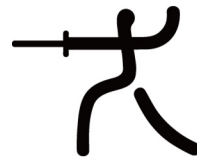
| Seed | Name | NOC Code | Score | | Score | Seed | Name | NOC Code |
|------|-----------------|----------|-----------|---|-----------|------|-----------|----------|
| 2 | TARANTINO Luigi | ITA | 13 | - | 15 | 10 | ZHONG Man | CHN |
| | | | D | | V | | | |

| | | 1st | | | | | | | | | | | | | | | | | | | | |
|----|-----------------|-----|---|---|---|---|---|---|---|---|---|---|---|---|---|---|---|---|---|----|----|----|
| 2 | TARANTINO Luigi | ITA | 1 | 1 | 1 | 1 | 2 | 3 | 4 | 4 | 4 | 5 | 5 | 6 | 6 | 6 | 7 | 8 | 9 | 10 | 10 | 10 |
| 10 | ZHONG Man | CHN | 0 | 1 | 2 | 3 | 3 | 3 | 3 | 4 | 5 | 5 | 6 | 6 | 7 | 8 | 8 | 8 | 8 | 8 | 9 | 10 |

| | | 2nd | | | | | | | | | |
|----|-----------------|-----|----|----|----|----|----|----|----|----|--|
| 2 | TARANTINO Luigi | ITA | 11 | 11 | 12 | 12 | 13 | 13 | 13 | 13 | |
| 10 | ZHONG Man | CHN | 10 | 11 | 11 | 12 | 12 | 13 | 14 | 15 | |

| Warnings and Penalties | Bout Time | Overtime | Warnings and Penalties |
|--------------------------------------|-----------|----------|------------------------|
| Yellow card: 0 | 1:11 | -- | Yellow card: 0 |
| Red card: 0 | | | Red card: 0 |
| Black card: 0 | | | Black card: 0 |
| Referee: FLOREA Marius (ROU) | | | |
| Assistant: BOUNACHADA Ayach (CAN) | | | |
| Assistant: TOURE Papa Khassoum (SEN) | | | |

| | | | | | | |
|----------------|---------------------------|------------|----------------------------|------------|---------------------------|-----------------|
| Legend: | | | | | | |
| 1st | Result after first period | 2nd | Result after second period | 3rd | Result after third period | D Defeat |
| V | Victory | Y | Yellow | | | |



BOUT RESULTS

比赛成绩 (个人) / RÉSULTATS PAR COMBAT

| | | | |
|------|----|-------|---|
| BOUT | 34 | PISTE | R |
|------|----|-------|---|

| Seed | Name | NOC Code | Score | | Score | Seed | Name | NOC Code |
|------|-------------|----------|-----------|---|-----------|------|---------------|----------|
| 5 | SMART Keeth | USA | 13 | - | 15 | 20 | PILLET Julien | FRA |
| | | | D | | V | | | |

| | | 1st | | | | | | | | | | | | | | | | | | | | |
|----|---------------|-----|---|---|---|---|---|---|---|---|---|---|---|---|---|---|---|---|---|----|----|----|
| 5 | SMART Keeth | USA | 0 | 0 | 1 | 2 | 3 | 4 | 5 | 6 | 6 | 6 | 7 | 7 | 8 | 9 | 9 | 9 | 9 | 10 | 10 | |
| 20 | PILLET Julien | FRA | 1 | 2 | 2 | 2 | 2 | 2 | 2 | 2 | 3 | 4 | 4 | 5 | 5 | 5 | 6 | 7 | 8 | 9 | 9 | 10 |

| | | 2nd | | | | | | | | | |
|----|---------------|-----|----|----|----|----|----|----|----|----|--|
| 5 | SMART Keeth | USA | 10 | 11 | 11 | 11 | 12 | 13 | 13 | 13 | |
| 20 | PILLET Julien | FRA | 11 | 11 | 12 | 13 | 13 | 13 | 14 | 15 | |

| Warnings and Penalties | Bout Time | Overtime | Warnings and Penalties |
|---|-----------|----------|------------------------|
| Yellow card: 0 | 1:20 | -- | Yellow card: 0 |
| Red card: 0 | | | Red card: 0 |
| Black card: 0 | | | Black card: 0 |
| Referee: ZHENG Kang Zhao (CHN) | | | |
| Assistant: SACH David (GBR) | | | |
| Assistant: EL ARABY Tamer Mohamed (EGY) | | | |

| | | | | | | |
|----------------|---------------------------|-----|----------------------------|-----|---------------------------|----------|
| Legend: | | | | | | |
| 1st | Result after first period | 2nd | Result after second period | 3rd | Result after third period | D Defeat |
| R | Red | V | Victory | | | |



BOUT RESULTS

比赛成绩 (个人) / RÉSULTATS PAR COMBAT

| | | | |
|------|----|-------|---|
| BOUT | 35 | PISTE | B |
|------|----|-------|---|

| Seed | Name | NOC Code | Score | | Score | Seed | Name | NOC Code |
|------|------------|----------|-----------|---|-----------|------|---------------|----------|
| 13 | PINA Jorge | ESP | 10 | - | 15 | 27 | LOPEZ Nicolas | FRA |
| | | | D | | V | | | |

| | | 1st | | | | | | | | | | | | | | | | | | | | |
|----|---------------|-----|---|---|---|---|---|---|---|---|---|---|---|---|---|---|---|----|----|----|----|----|
| 13 | PINA Jorge | ESP | 0 | 1 | 2 | 2 | 3 | 4 | 4 | 4 | 5 | 5 | 5 | 6 | 6 | 6 | 6 | 6 | 7 | 8 | 8 | 9 |
| 27 | LOPEZ Nicolas | FRA | 1 | 1 | 1 | 2 | 2 | 2 | 3 | 4 | 4 | 5 | 6 | 6 | 7 | 8 | 9 | 10 | 10 | 10 | 11 | 11 |

| | | 2nd | | | | | |
|----|---------------|-----|----|----|----|----|----|
| 13 | PINA Jorge | ESP | 9 | 9 | 10 | 10 | 10 |
| 27 | LOPEZ Nicolas | FRA | 12 | 13 | 13 | 14 | 15 |

| Warnings and Penalties | Bout Time | Overtime | Warnings and Penalties |
|---------------------------------|-----------|----------|------------------------|
| Yellow card: 0 | 1:00 | -- | Yellow card: 0 |
| Red card: 0 | | | Red card: 0 |
| Black card: 0 | | | Black card: 0 |
| Referee: KAPOSVARI Zsolt (HUN) | | | |
| Assistant: JIANG Yefei (CHN) | | | |
| Assistant: WANG Changyong (CHN) | | | |

| | | | | | | |
|----------------|---------------------------|------------|----------------------------|------------|---------------------------|---------------|
| Legend: | | | | | | |
| 1st | Result after first period | 2nd | Result after second period | 3rd | Result after third period | B Blue |
| D | Defeat | V | Victory | | | |



BOUT RESULTS

比赛成绩 (个人) / RÉSULTATS PAR COMBAT

| | | | |
|------|----|-------|---|
| BOUT | 36 | PISTE | G |
|------|----|-------|---|

| Seed | Name | NOC Code | Score | | Score | Seed | Name | NOC Code |
|------|---------------|----------|-----------|---|-----------|------|----------------------|----------|
| 7 | COVALIU Mihai | ROU | 15 | - | 13 | 18 | BUIKEVICH Aliaksandr | BLR |
| | | | V | | D | | | |

| | | 1st | | | | | | | | | | | | | | | | | | | | |
|----|----------------------|-----|---|---|---|---|---|---|---|---|---|---|---|---|---|---|---|----|----|----|----|----|
| 7 | COVALIU Mihai | ROU | 0 | 1 | 1 | 2 | 2 | 2 | 3 | 4 | 5 | 5 | 5 | 6 | 6 | 6 | 6 | 6 | 7 | 8 | 9 | 10 |
| 18 | BUIKEVICH Aliaksandr | BLR | 1 | 1 | 2 | 2 | 3 | 4 | 4 | 4 | 4 | 5 | 6 | 6 | 7 | 8 | 9 | 10 | 10 | 10 | 10 | 10 |

| | | 2nd | | | | | | | | | | | | |
|----|----------------------|-----|----|----|----|----|----|----|----|----|--|--|--|--|
| 7 | COVALIU Mihai | ROU | 10 | 11 | 12 | 12 | 13 | 13 | 14 | 15 | | | | |
| 18 | BUIKEVICH Aliaksandr | BLR | 11 | 11 | 11 | 12 | 12 | 13 | 13 | 13 | | | | |

| Warnings and Penalties | Bout Time | Overtime | Warnings and Penalties |
|----------------------------------|-----------|----------|------------------------|
| Yellow card: 0 | 2:09 | -- | Yellow card: 0 |
| Red card: 0 | | | Red card: 0 |
| Black card: 0 | | | Black card: 0 |
| Referee: MILENCHEV Vasil (BUL) | | | |
| Assistant: QIAO Min (CHN) | | | |
| Assistant: FINDLAY Douglas (USA) | | | |

| | | | | | | |
|----------------|---------------------------|------------|----------------------------|------------|---------------------------|-----------------|
| Legend: | | | | | | |
| 1st | Result after first period | 2nd | Result after second period | 3rd | Result after third period | D Defeat |
| G | Green | V | Victory | | | |



BOUT RESULTS

比赛成绩 (个人) / RÉSULTATS PAR COMBAT

| | | | |
|------|----|-------|---|
| BOUT | 37 | PISTE | A |
|------|----|-------|---|

| Seed | Name | NOC Code | Score | | Score | Seed | Name | NOC Code |
|------|-----------|----------|-----------|---|-----------|------|---------------|----------|
| 10 | ZHONG Man | CHN | 15 | - | 12 | 20 | PILLET Julien | FRA |
| | | | V | | D | | | |

| | | 1st | | | | | | | | | | | | | | | | | | | | |
|------|---------------|----------|---|---|---|---|---|---|---|---|---|---|---|---|---|---|---|---|---|---|----|----|
| Seed | Name | NOC Code | 1 | 2 | 3 | 3 | 3 | 4 | 5 | 5 | 6 | 7 | 7 | 8 | 8 | 8 | 8 | 9 | 9 | 9 | 10 | 11 |
| 10 | ZHONG Man | CHN | 1 | 2 | 3 | 3 | 3 | 4 | 5 | 5 | 6 | 7 | 7 | 8 | 8 | 8 | 8 | 9 | 9 | 9 | 10 | 11 |
| 20 | PILLET Julien | FRA | 0 | 0 | 0 | 1 | 2 | 2 | 2 | 3 | 3 | 3 | 4 | 4 | 5 | 6 | 7 | 7 | 8 | 9 | 9 | 9 |

| | | 2nd | | | | | | | |
|------|---------------|----------|----|----|----|----|----|----|----|
| Seed | Name | NOC Code | 12 | 13 | 13 | 13 | 14 | 14 | 15 |
| 10 | ZHONG Man | CHN | 12 | 13 | 13 | 13 | 14 | 14 | 15 |
| 20 | PILLET Julien | FRA | 9 | 9 | 10 | 11 | 11 | 12 | 12 |

| Warnings and Penalties | Bout Time | Overtime | Warnings and Penalties |
|---|-----------|----------|------------------------|
| Yellow card: 0 | 1:30 | -- | Yellow card: 0 |
| Red card: 0 | | | Red card: 0 |
| Black card: 0 | | | Black card: 0 |
| Referee: KAPOSVARI Zsolt (HUN) | | | |
| Assistant: FINDLAY Douglas (USA) | | | |
| Assistant: TOURE Papa Khassoum (SEN) | | | |

| | | | | | | |
|----------------|---------------------------|------------|----------------------------|------------|---------------------------|----------------|
| Legend: | | | | | | |
| 1st | Result after first period | 2nd | Result after second period | 3rd | Result after third period | A Final |
| D | Defeat | V | Victory | | | |



BOUT RESULTS

比赛成绩 (个人) / RÉSULTATS PAR COMBAT

| | | | |
|------|----|-------|---|
| BOUT | 38 | PISTE | A |
|------|----|-------|---|

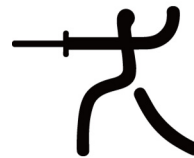
| Seed | Name | NOC Code | Score | | Score | Seed | Name | NOC Code |
|------|---------------|----------|-----------|---|-----------|------|---------------|----------|
| 27 | LOPEZ Nicolas | FRA | 15 | - | 13 | 7 | COVALIU Mihai | ROU |
| | | | V | | D | | | |

| | | 1st | | | | | | | | | | | | | | | | | | | | |
|----|---------------|-----|---|---|---|---|---|---|---|---|---|---|---|---|---|---|---|---|----|----|----|----|
| 27 | LOPEZ Nicolas | FRA | 0 | 0 | 1 | 1 | 2 | 2 | 2 | 3 | 3 | 4 | 5 | 6 | 7 | 7 | 7 | 7 | 7 | 8 | 9 | |
| 7 | COVALIU Mihai | ROU | 1 | 2 | 2 | 3 | 3 | 4 | 5 | 5 | 6 | 6 | 6 | 6 | 6 | 7 | 8 | 9 | 10 | 11 | 11 | 11 |

| | | 2nd | | | | | | | | | | | | |
|----|---------------|-----|----|----|----|----|----|----|----|----|--|--|--|--|
| 27 | LOPEZ Nicolas | FRA | 10 | 10 | 11 | 12 | 12 | 13 | 14 | 15 | | | | |
| 7 | COVALIU Mihai | ROU | 11 | 12 | 12 | 12 | 13 | 13 | 13 | 13 | | | | |

| Warnings and Penalties | Bout Time | Overtime | Warnings and Penalties |
|----------------------------------|-----------|----------|------------------------|
| Yellow card: 0 | 2:02 | -- | Yellow card: 0 |
| Red card: 0 | | | Red card: 0 |
| Black card: 0 | | | Black card: 0 |
| Referee: MILENCHEV Vasil (BUL) | | | |
| Assistant: VASQUEZ Rodrigo (CHI) | | | |
| Assistant: SACH David (GBR) | | | |

| | | | | | | |
|----------------|---------------------------|------------|----------------------------|------------|---------------------------|----------------|
| Legend: | | | | | | |
| 1st | Result after first period | 2nd | Result after second period | 3rd | Result after third period | A Final |
| D | Defeat | V | Victory | | | |



BOUT RESULTS

比赛成绩 (个人) / RÉSULTATS PAR COMBAT

| | | | |
|------|----|-------|---|
| BOUT | 40 | PISTE | A |
|------|----|-------|---|

| Seed | Name | NOC Code | Score | | Score | Seed | Name | NOC Code |
|------|-----------|----------|-----------|---|----------|------|---------------|----------|
| 10 | ZHONG Man | CHN | 15 | - | 9 | 27 | LOPEZ Nicolas | FRA |
| | | | V | | D | | | |

| | | 1st | | | | | | | | | | | | | | | | | | | | |
|------|---------------|----------|---|---|---|---|---|---|---|---|---|---|---|---|---|---|---|---|---|---|----|----|
| Seed | Name | NOC Code | 0 | 1 | 2 | 3 | 3 | 3 | 4 | 4 | 4 | 4 | 5 | 6 | 6 | 6 | 7 | 7 | 8 | 9 | 10 | 11 |
| 10 | ZHONG Man | CHN | 0 | 1 | 2 | 3 | 3 | 3 | 4 | 4 | 4 | 4 | 5 | 6 | 6 | 6 | 7 | 7 | 8 | 9 | 10 | 11 |
| 27 | LOPEZ Nicolas | FRA | 1 | 1 | 1 | 1 | 2 | 3 | 3 | 4 | 5 | 6 | 6 | 6 | 7 | 8 | 8 | 9 | 9 | 9 | 9 | 9 |

| | | 2nd | | | | |
|------|---------------|----------|----|----|----|----|
| Seed | Name | NOC Code | 12 | 13 | 14 | 15 |
| 10 | ZHONG Man | CHN | 12 | 13 | 14 | 15 |
| 27 | LOPEZ Nicolas | FRA | 9 | 9 | 9 | 9 |

| Warnings and Penalties | Bout Time | Overtime | Warnings and Penalties |
|----------------------------------|-----------|----------|------------------------|
| Yellow card: 0 | 1:28 | -- | Yellow card: 0 |
| Red card: 0 | | | Red card: 0 |
| Black card: 0 | | | Black card: 0 |
| Referee: SIESTO Marco (ITA) | | | |
| Assistant: FINDLAY Douglas (USA) | | | |
| Assistant: SACH David (GBR) | | | |

| | | | | | | |
|----------------|---------------------------|------------|----------------------------|------------|---------------------------|----------------|
| Legend: | | | | | | |
| 1st | Result after first period | 2nd | Result after second period | 3rd | Result after third period | A Final |
| D | Defeat | V | Victory | | | |



BOUT RESULTS

比赛成绩 (个人) / RÉSULTATS PAR COMBAT

| | | | |
|------|----|-------|---|
| BOUT | 39 | PISTE | A |
|------|----|-------|---|

| Seed | Name | NOC Code | Score | | Score | Seed | Name | NOC Code |
|------|---------------|----------|-----------|---|-----------|------|---------------|----------|
| 20 | PILLET Julien | FRA | 11 | - | 15 | 7 | COVALIU Mihai | ROU |
| | | | D | | V | | | |

| | | 1st | | | | | | | | | | | | | | | | | | | | |
|----|---------------|-----|---|---|---|---|---|---|---|---|---|---|---|---|---|---|---|---|---|---|----|----|
| 20 | PILLET Julien | FRA | 0 | 1 | 2 | 2 | 3 | 3 | 4 | 4 | 5 | 5 | 6 | 6 | 6 | 7 | 7 | 8 | 9 | 9 | 9 | 9 |
| 7 | COVALIU Mihai | ROU | 1 | 1 | 1 | 2 | 2 | 3 | 3 | 4 | 4 | 5 | 5 | 6 | 7 | 7 | 8 | 8 | 8 | 9 | 10 | 11 |

| | | 2nd | | | | | | |
|----|---------------|-----|----|----|----|----|----|----|
| 20 | PILLET Julien | FRA | 9 | 9 | 9 | 10 | 11 | 11 |
| 7 | COVALIU Mihai | ROU | 12 | 13 | 14 | 14 | 14 | 15 |

| Warnings and Penalties | Bout Time | Overtime | Warnings and Penalties |
|---|-----------|----------|------------------------|
| Yellow card: 1 | 1:46 | -- | Yellow card: 0 |
| Red card: 0 | | | Red card: 0 |
| Black card: 0 | | | Black card: 0 |
| Referee: VAZQUEZ Daniel (ESP) | | | |
| Assistant: TOURE Papa Khassoum (SEN) | | | |
| Assistant: VASQUEZ Rodrigo (CHI) | | | |

| | | | | | | |
|----------------|---------------------------|------------|----------------------------|------------|---------------------------|----------------|
| Legend: | | | | | | |
| 1st | Result after first period | 2nd | Result after second period | 3rd | Result after third period | A Final |
| D | Defeat | V | Victory | | | |



OLYMPIC SEEDING TEAM As of 7 AUG 2008

奥林匹克团体种子位置 / CLASSEMENT OLYMPIQUE DES TÊTE DE SÉRIE (PAR ÉQUIPES)

| Olympic Seed | FIE Ranking (01 AUG 2008) | NOC | Name |
|--------------|---------------------------|---------------------|--|
| 1 | 1 | FRA - France | LOPEZ Nicolas PILLET Julien SANSON Boris S ANSTETT Vincent |
| 2 | 2 | HUN - Hungary | DECSI Tamas NEMCSIK Zsolt SZILAGYI Aron S LONTAY Balazs Karoly |
| 3 | 3 | RUS - Russian Fed. | KOVALEV Nikolay POZDNYAKOV Stanislav YAKIMENKO Alexey S FROSIN Alexey |
| 4 | 4 | ITA - Italy | MONTANO Aldo OCCHIUZZI Diego TARANTINO Luigi S PASTORE Giampiero |
| 5 | 5 | BLR - Belarus | BUIKEVICH Aliaksandr LAPKES Dmitri PRYIEMKA Valery S ROMANOVITCH Alexei |
| 6 | 6 | CHN - China | WANG Jingzhi ZHONG Man ZHOU Hanming S HUANG Yaojiang |
| 7 | 9 | USA - United States | MOREHOUSE Tim ROGERS Jason SMART Keeth S WILLIAMS James |
| 8 | 18 | EGY - Egypt | EL SAYED Gamal Eldin GIRGUIS Shadi SAMIR Mahmoud S SHEHATA Tamim |

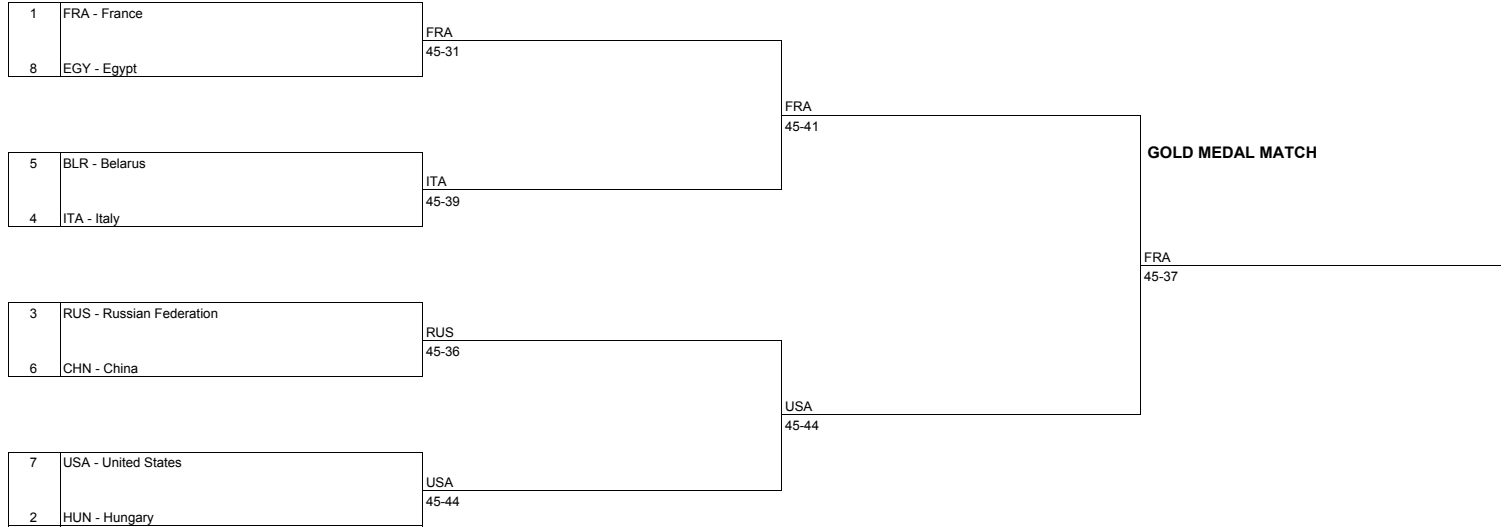
Note:
All changes are available in INFO

Legend:
N Team has no FIE Rank S Substitute



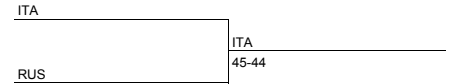
RESULTS BRACKET - TEAM
淘汰表 (团体) / TABLEAU DES MATCHS AVEC RÉSULTATS

| D# | Quarterfinals | Semifinals | Final |
|----|---------------|------------|-------|
|----|---------------|------------|-------|




GOLD MEDAL MATCH

BRONZE MEDAL MATCH



CLASSIFICATION 5-8

Placement 5-6



Legend:

D# Draw number



FINAL STANDINGS As of 17 AUG 2008
最后排名 / CLASSEMENT FINAL

| Rank | NOC | Medal |
|------|---------------------|--------|
| 1 | FRA - France | Gold |
| 2 | USA - United States | Silver |
| 3 | ITA - Italy | Bronze |
| 4 | RUS - Russian Fed. | |
| 5 | BLR - Belarus | |
| 6 | CHN - China | |
| 7 | HUN - Hungary | |
| 8 | EGY - Egypt | |



MATCH RESULTS

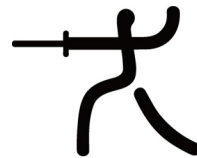
比赛成绩 (团体) / RÉSULTATS DU MATCH

| | | | |
|-------|---|-------|---|
| MATCH | 1 | PISTE | Y |
|-------|---|-------|---|

| FRA - France | | | 45 V | Final | 31 D | EGY - Egypt | | |
|-------------------------------|---------|-------|----------------------------------|---------------------|---------|---------------------|---|--|
| Fencer | Touches | Score | vs | Score | Touches | Fencer | | |
| LOPEZ Nicolas | 5 | 5 | -- | 4 | 4 | SAMIR Mahmoud | | |
| PILLET Julien | 5 | 10 | -- | 4 | 0 | TALAAT Shadi | | |
| SANSON Boris | 5 | 15 | -- | 14 | 10 | FATHY Gamal | | |
| LOPEZ Nicolas | 5 | 20 | -- | 18 | 4 | TALAAT Shadi | | |
| SANSON Boris | 5 | 25 | -- | 20 | 2 | SAMIR Mahmoud | | |
| PILLET Julien | 5 | 30 | -- | 21 | 1 | FATHY Gamal | | |
| SANSON Boris | 5 | 35 | -- | 24 | 3 | TALAAT Shadi | | |
| LOPEZ Nicolas | 5 | 40 | -- | 26 | 2 | FATHY Gamal | | |
| PILLET Julien | 5 | 45 | -- | 31 | 5 | SAMIR Mahmoud | | |
| Total Match Time: 4:20 | | | | Overtime: -- | | | | |
| Warnings: | | | Referees: | | | Warnings: | | |
| Yellow Card: | 0 | | JIANG Yefei (CHN) | | | Yellow Card: | 0 | |
| Red Card: | 0 | | TOURE Papa Khassoum (SEN) | | | Red Card: | 0 | |
| Black Card: | 0 | | Assistant: | | | Black Card: | 0 | |
| | | | YANG Zhen (CHN) | | | | | |

Legend:

D Defeat V Victory Y Yellow



MATCH RESULTS

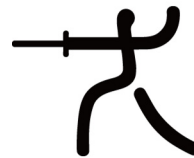
比赛成绩 (团体) / RÉSULTATS DU MATCH

| | | | |
|-------|---|-------|---|
| MATCH | 2 | PISTE | R |
|-------|---|-------|---|

| BLR - Belarus | | | 39 D | Final | 45 V | ITA - Italy | |
|-------------------------------|---------|-----------------------|---------|---------------------|-----------------------|-----------------|--|
| Fencer | Touches | Score | vs | Score | Touches | Fencer | |
| BUIKEVICH Aliaksandr | 1 | 1 | -- | 5 | 5 | TARANTINO Luigi | |
| PRYEMKA Valery | 0 | 1 | -- | 10 | 5 | MONTANO Aldo | |
| LAPKES Dmitri | 10 | 11 | -- | 15 | 5 | OCCHIUZZI Diego | |
| PRYEMKA Valery | 5 | 16 | -- | 20 | 5 | TARANTINO Luigi | |
| BUIKEVICH Aliaksandr | 8 | 24 | -- | 25 | 5 | OCCHIUZZI Diego | |
| LAPKES Dmitri | 3 | 27 | -- | 30 | 5 | MONTANO Aldo | |
| PRYEMKA Valery | 5 | 32 | -- | 35 | 5 | OCCHIUZZI Diego | |
| LAPKES Dmitri | 4 | 36 | -- | 40 | 5 | TARANTINO Luigi | |
| BUIKEVICH Aliaksandr | 3 | 39 | -- | 45 | 5 | MONTANO Aldo | |
| Total Match Time: 4:52 | | | | Overtime: -- | | | |
| Warnings: | | Referees: | | | Warnings: | | |
| Yellow Card: 1 | | FLOREA Marius (ROU) | | | Yellow Card: 0 | | |
| Red Card: 0 | | KAPOSVARI Zsolt (HUN) | | | Red Card: 0 | | |
| Black Card: 0 | | Assistant: | | | Black Card: 0 | | |
| | | WANG Changyong (CHN) | | | | | |

Legend:

D Defeat R Red V Victory



MATCH RESULTS

比赛成绩 (团体) / RÉSULTATS DU MATCH

| | | | |
|-------|---|-------|---|
| MATCH | 3 | PISTE | B |
|-------|---|-------|---|

| RUS - Russian Federation | | | 45 V | Final | 36 D | CHN - China | |
|-------------------------------|---------|---|---------|---------------------|---------------------|--------------|--|
| Fencer | Touches | Score | vs | Score | Touches | Fencer | |
| POZDNYAKOV Stanislav | 1 | 1 | -- | 5 | 5 | ZHONG Man | |
| KOVALEV Nikolay | 5 | 6 | -- | 10 | 5 | WANG Jingzhi | |
| YAKIMENKO Alexey | 9 | 15 | -- | 14 | 4 | ZHOU Hanming | |
| KOVALEV Nikolay | 5 | 20 | -- | 16 | 2 | ZHONG Man | |
| POZDNYAKOV Stanislav | 5 | 25 | -- | 19 | 3 | ZHOU Hanming | |
| YAKIMENKO Alexey | 5 | 30 | -- | 23 | 4 | WANG Jingzhi | |
| KOVALEV Nikolay | 5 | 35 | -- | 26 | 3 | ZHOU Hanming | |
| YAKIMENKO Alexey | 5 | 40 | -- | 31 | 5 | ZHONG Man | |
| POZDNYAKOV Stanislav | 5 | 45 | -- | 36 | 5 | WANG Jingzhi | |
| Total Match Time: 4:39 | | | | Overtime: -- | | | |
| Warnings: | | Referees: | | | Warnings: | | |
| Yellow Card: | 1 | GABY Bruno (FRA) | | | Yellow Card: | 0 | |
| Red Card: | 0 | SIESTO Marco (ITA) | | | Red Card: | 0 | |
| Black Card: | 0 | Assistant: VAZQUEZ Daniel (ESP) | | | Black Card: | 0 | |

Legend:

B Blue D Defeat V Victory



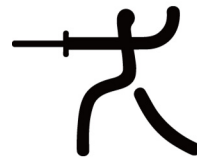
MATCH RESULTS

比赛成绩 (团体) / RÉSULTATS DU MATCH

| | | | |
|-------|---|-------|---|
| MATCH | 4 | PISTE | G |
|-------|---|-------|---|

| USA - United States | | | 45 V | Final | 44 D | HUN - Hungary | | |
|-------------------------------|-----------------------|-------|------------------|-----------------------|---------|------------------|--|--|
| Fencer | Touches | Score | vs | Score | Touches | Fencer | | |
| SMART Keeth | 4 | 4 | -- | 5 | 5 | DECSI Tamas | | |
| ROGERS Jason | 4 | 8 | -- | 10 | 5 | NEMCSIK Zsolt | | |
| MOREHOUSE Tim | 7 | 15 | -- | 12 | 2 | SZILAGYI Aron | | |
| ROGERS Jason | 5 | 20 | -- | 19 | 7 | DECSI Tamas | | |
| SMART Keeth | 4 | 24 | -- | 25 | 6 | SZILAGYI Aron | | |
| MOREHOUSE Tim | 4 | 28 | -- | 30 | 5 | NEMCSIK Zsolt | | |
| ROGERS Jason | 6 | 34 | -- | 35 | 5 | SZILAGYI Aron | | |
| MOREHOUSE Tim | 2 | 36 | -- | 40 | 5 | DECSI Tamas | | |
| SMART Keeth | 9 | 45 | -- | 44 | 4 | NEMCSIK Zsolt | | |
| Total Match Time: 4:09 | | | | Overtime: -- | | | | |
| Warnings: | | | Referees: | | | Warnings: | | |
| Yellow Card: 2 | Referees: | | | Yellow Card: 0 | | | | |
| Red Card: 0 | MILENCHEV Vasil (BUL) | | | Red Card: 0 | | | | |
| Black Card: 0 | PHAM Anh Tuan (VIE) | | | Black Card: 0 | | | | |
| | Assistant: | | | | | | | |
| | SACH David (GBR) | | | | | | | |

| | | | | | | |
|----------------|---|--------|---|-------|---|---------|
| Legend: | D | Defeat | G | Green | V | Victory |
|----------------|---|--------|---|-------|---|---------|



MATCH RESULTS

比赛成绩 (团体) / RÉSULTATS DU MATCH

| | | | |
|-------|---|-------|---|
| MATCH | 7 | PISTE | Y |
|-------|---|-------|---|

| FRA - France | | | 45 V | Final | 41 D | ITA - Italy | | |
|--------------------------|---------|---|------------------|------------------|---------------------|------------------|--|--|
| Fencer | Touches | Score | vs | Score | Touches | Fencer | | |
| PILLET Julien | 4 | 4 | -- | 5 | 5 | TARANTINO Luigi | | |
| SANSON Boris | 5 | 9 | -- | 10 | 5 | MONTANO Aldo | | |
| LOPEZ Nicolas | 5 | 14 | -- | 15 | 5 | OCCHIUZZI Diego | | |
| SANSON Boris | 2 | 16 | -- | 20 | 5 | TARANTINO Luigi | | |
| PILLET Julien | 3 | 19 | -- | 25 | 5 | OCCHIUZZI Diego | | |
| LOPEZ Nicolas | 5 | 24 | -- | 30 | 5 | MONTANO Aldo | | |
| SANSON Boris | 11 | 35 | -- | 33 | 3 | OCCHIUZZI Diego | | |
| LOPEZ Nicolas | 5 | 40 | -- | 36 | 3 | TARANTINO Luigi | | |
| PILLET Julien | 5 | 45 | -- | 41 | 5 | MONTANO Aldo | | |
| Total Match Time: | | 3:25 | | Overtime: | | -- | | |
| Warnings: | | | Referees: | | | Warnings: | | |
| Yellow Card: | 1 | FLOREA Marius (ROU) | | | Yellow Card: | 0 | | |
| Red Card: | 0 | MILENCHEV Vasil (BUL) | | | Red Card: | 0 | | |
| Black Card: | 0 | Assistant: VAZQUEZ Daniel (ESP) | | | Black Card: | 0 | | |

Legend:

D Defeat V Victory Y Yellow



MATCH RESULTS

比赛成绩 (团体) / RÉSULTATS DU MATCH

| | | | |
|-------|---|-------|---|
| MATCH | 8 | PISTE | B |
|-------|---|-------|---|

| RUS - Russian Federation | | | 44 D | Final | 45 V | USA - United States | |
|-------------------------------|---------|---------------------------------------|---------|---------------------|---------------------|---------------------|--|
| Fencer | Touches | Score | vs | Score | Touches | Fencer | |
| YAKIMENKO Alexey | 3 | 3 | -- | 5 | 5 | SMART Keeth | |
| POZDNYAKOV Stanislav | 2 | 5 | -- | 10 | 5 | ROGERS Jason | |
| KOVALEV Nikolay | 4 | 9 | -- | 15 | 5 | MOREHOUSE Tim | |
| YAKIMENKO Alexey | 11 | 20 | -- | 19 | 4 | ROGERS Jason | |
| KOVALEV Nikolay | 5 | 25 | -- | 20 | 1 | SMART Keeth | |
| POZDNYAKOV Stanislav | 5 | 30 | -- | 25 | 5 | MOREHOUSE Tim | |
| KOVALEV Nikolay | 5 | 35 | -- | 28 | 3 | ROGERS Jason | |
| YAKIMENKO Alexey | 5 | 40 | -- | 35 | 7 | MOREHOUSE Tim | |
| POZDNYAKOV Stanislav | 4 | 44 | -- | 45 | 10 | SMART Keeth | |
| Total Match Time: 5:23 | | | | Overtime: -- | | | |
| Warnings: | | Referees: | | | Warnings: | | |
| Yellow Card: | 0 | JIANG Yefei (CHN) | | | Yellow Card: | 0 | |
| Red Card: | 0 | KAPOSVARI Zsolt (HUN) | | | Red Card: | 0 | |
| Black Card: | 0 | Assistant: SACH David (GBR) | | | Black Card: | 0 | |

Legend:

B Blue D Defeat V Victory



MATCH RESULTS

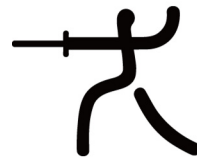
比赛成绩 (团体) / RÉSULTATS DU MATCH

| | | | |
|-------|---|-------|---|
| MATCH | 5 | PISTE | Y |
|-------|---|-------|---|

| EGY - Egypt | | | 22 D | Final | 45 V | BLR - Belarus | |
|-------------------------------|---------|--------------------------------------|---------|---------------------|---------------------|----------------------|--|
| Fencer | Touchez | Score | vs | Score | Touchez | Fencer | |
| FATHY Gamal | 2 | 2 | -- | 5 | 5 | LAPKES Dmitri | |
| TALAAAT Shadi | 3 | 5 | -- | 10 | 5 | BUIKEVICH Aliaksandr | |
| SAMIR Mahmoud | 3 | 8 | -- | 15 | 5 | PRYIEMKA Valery | |
| TALAAAT Shadi | 1 | 9 | -- | 20 | 5 | LAPKES Dmitri | |
| FATHY Gamal | 3 | 12 | -- | 25 | 5 | PRYIEMKA Valery | |
| SAMIR Mahmoud | 3 | 15 | -- | 30 | 5 | BUIKEVICH Aliaksandr | |
| TALAAAT Shadi | 0 | 15 | -- | 35 | 5 | PRYIEMKA Valery | |
| SAMIR Mahmoud | 3 | 18 | -- | 40 | 5 | LAPKES Dmitri | |
| FATHY Gamal | 4 | 22 | -- | 45 | 5 | BUIKEVICH Aliaksandr | |
| Total Match Time: 4:38 | | | | Overtime: -- | | | |
| Warnings: | | Referees: | | | Warnings: | | |
| Yellow Card: | 0 | GABY Bruno (FRA) | | | Yellow Card: | 0 | |
| Red Card: | 0 | WANG Changyong (CHN) | | | Red Card: | 0 | |
| Black Card: | 0 | Assistant: YANG Zhen (CHN) | | | Black Card: | 0 | |

Legend:

D Defeat V Victory Y Yellow



MATCH RESULTS

比赛成绩 (团体) / RÉSULTATS DU MATCH

| | | | |
|-------|---|-------|---|
| MATCH | 6 | PISTE | B |
|-------|---|-------|---|

| CHN - China | | | 45 V | Final | 38 D | HUN - Hungary | |
|-------------------------------|---------|---------------------------|---------|---------------------|-----------------------|----------------------|--|
| Fencer | Touches | Score | vs | Score | Touches | Fencer | |
| ZHONG Man | 5 | 5 | -- | 1 | 1 | SZILAGYI Aron | |
| WANG Jingzhi | 4 | 9 | -- | 10 | 9 | LONTAY Balazs Karoly | |
| HUANG Yaojiang | 6 | 15 | -- | 10 | 0 | DECSI Tamas | |
| ZHONG Man | 5 | 20 | -- | 15 | 5 | LONTAY Balazs Karoly | |
| HUANG Yaojiang | 5 | 25 | -- | 19 | 4 | SZILAGYI Aron | |
| WANG Jingzhi | 5 | 30 | -- | 25 | 6 | DECSI Tamas | |
| HUANG Yaojiang | 5 | 35 | -- | 29 | 4 | LONTAY Balazs Karoly | |
| ZHONG Man | 5 | 40 | -- | 31 | 2 | DECSI Tamas | |
| WANG Jingzhi | 5 | 45 | -- | 38 | 7 | SZILAGYI Aron | |
| Total Match Time: 4:47 | | | | Overtime: -- | | | |
| Warnings: | | Referees: | | | Warnings: | | |
| Yellow Card: 0 | | PHAM Anh Tuan (VIE) | | | Yellow Card: 1 | | |
| Red Card: 0 | | SIESTO Marco (ITA) | | | Red Card: 0 | | |
| Black Card: 0 | | Assistant: | | | Black Card: 0 | | |
| | | TOURE Papa Khassoum (SEN) | | | | | |

| | | | | | | |
|----------------|---|------|---|--------|---|---------|
| Legend: | B | Blue | D | Defeat | V | Victory |
|----------------|---|------|---|--------|---|---------|



MATCH RESULTS

比赛成绩 (团体) / RÉSULTATS DU MATCH

| | | | |
|-------|----|-------|---|
| MATCH | 12 | PISTE | A |
|-------|----|-------|---|

| FRA - France | | | 45 V | Final | 37 D | USA - United States | |
|-------------------------------|---------|---------------------------|---------|---------------------|---------------------|---------------------|--|
| Fencer | Touches | Score | vs | Score | Touches | Fencer | |
| PILLET Julien | 5 | 5 | -- | 1 | 1 | MOREHOUSE Tim | |
| SANSON Boris | 5 | 10 | -- | 7 | 6 | SMART Keeth | |
| LOPEZ Nicolas | 5 | 15 | -- | 10 | 3 | WILLIAMS James | |
| SANSON Boris | 5 | 20 | -- | 11 | 1 | MOREHOUSE Tim | |
| PILLET Julien | 5 | 25 | -- | 16 | 5 | WILLIAMS James | |
| LOPEZ Nicolas | 5 | 30 | -- | 21 | 5 | SMART Keeth | |
| SANSON Boris | 5 | 35 | -- | 23 | 2 | WILLIAMS James | |
| LOPEZ Nicolas | 5 | 40 | -- | 28 | 5 | MOREHOUSE Tim | |
| PILLET Julien | 5 | 45 | -- | 37 | 9 | SMART Keeth | |
| Total Match Time: 4:27 | | | | Overtime: -- | | | |
| Warnings: | | Referees: | | | Warnings: | | |
| Yellow Card: | 0 | FLOREA Marius (ROU) | | | Yellow Card: | 0 | |
| Red Card: | 0 | KAPOSVARI Zsolt (HUN) | | | Red Card: | 0 | |
| Black Card: | 0 | Assistant: | | | Black Card: | 0 | |
| | | TOURE Papa Khassoum (SEN) | | | | | |
| | | PHAM Anh Tuan (VIE) | | | | | |

Legend:

A Final D Defeat V Victory



MATCH RESULTS

比赛成绩 (团体) / RÉSULTATS DU MATCH

| | | | |
|-------|----|-------|---|
| MATCH | 11 | PISTE | A |
|-------|----|-------|---|

| ITA - Italy | | | 45 V | Final | 44 D | RUS - Russian Federation | | | |
|-------------------------------|---------------------------|-------|------------------|-----------------------|---------|--------------------------|--|--|--|
| Fencer | Touches | Score | vs | Score | Touches | Fencer | | | |
| TARANTINO Luigi | 4 | 4 | -- | 5 | 5 | POZDNYAKOV Stanislav | | | |
| MONTANO Aldo | 5 | 9 | -- | 10 | 5 | KOVALEV Nikolay | | | |
| PASTORE Giampiero | 3 | 12 | -- | 15 | 5 | YAKIMENKO Alexey | | | |
| TARANTINO Luigi | 6 | 18 | -- | 20 | 5 | KOVALEV Nikolay | | | |
| PASTORE Giampiero | 5 | 23 | -- | 25 | 5 | POZDNYAKOV Stanislav | | | |
| MONTANO Aldo | 5 | 28 | -- | 30 | 5 | YAKIMENKO Alexey | | | |
| PASTORE Giampiero | 6 | 34 | -- | 35 | 5 | KOVALEV Nikolay | | | |
| TARANTINO Luigi | 4 | 38 | -- | 40 | 5 | YAKIMENKO Alexey | | | |
| MONTANO Aldo | 7 | 45 | -- | 44 | 4 | POZDNYAKOV Stanislav | | | |
| Total Match Time: 4:07 | | | | Overtime: -- | | | | | |
| Warnings: | | | Referees: | | | Warnings: | | | |
| Yellow Card: 3 | KAPOSVARI Zsolt (HUN) | | | Yellow Card: 0 | | | | | |
| Red Card: 0 | MILENCHEV Vasil (BUL) | | | Red Card: 0 | | | | | |
| Black Card: 0 | Assistant: | | | Black Card: 0 | | | | | |
| | PHAM Anh Tuan (VIE) | | | | | | | | |
| | TOURE Papa Khassoum (SEN) | | | | | | | | |

Legend:

A Final D Defeat V Victory



MATCH RESULTS

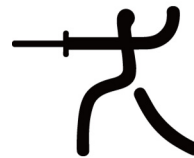
比赛成绩 (团体) / RÉSULTATS DU MATCH

| | | | |
|-------|----|-------|---|
| MATCH | 10 | PISTE | B |
|-------|----|-------|---|

| BLR - Belarus | | | 45 V | Final | 39 D | CHN - China | |
|-------------------------------|---------|---------------------------|---------|---------------------|---------------------|----------------|--|
| Fencer | Touches | Score | vs | Score | Touches | Fencer | |
| LAPKES Dmitri | 5 | 5 | -- | 4 | 4 | ZHONG Man | |
| BUIKEVICH Aliaksandr | 5 | 10 | -- | 6 | 2 | HUANG Yaojiang | |
| PRYEMKA Valery | 5 | 15 | -- | 11 | 5 | WANG Jingzhi | |
| LAPKES Dmitri | 5 | 20 | -- | 15 | 4 | HUANG Yaojiang | |
| PRYEMKA Valery | 5 | 25 | -- | 19 | 4 | ZHONG Man | |
| BUIKEVICH Aliaksandr | 5 | 30 | -- | 21 | 2 | WANG Jingzhi | |
| PRYEMKA Valery | 5 | 35 | -- | 26 | 5 | HUANG Yaojiang | |
| LAPKES Dmitri | 5 | 40 | -- | 34 | 8 | WANG Jingzhi | |
| BUIKEVICH Aliaksandr | 5 | 45 | -- | 39 | 5 | ZHONG Man | |
| Total Match Time: 5:13 | | | | Overtime: -- | | | |
| Warnings: | | Referees: | | | Warnings: | | |
| Yellow Card: | 0 | GABY Bruno (FRA) | | | Yellow Card: | 0 | |
| Red Card: | 0 | SIESTO Marco (ITA) | | | Red Card: | 0 | |
| Black Card: | 0 | Assistant: | | | Black Card: | 0 | |
| | | TOURE Papa Khassoum (SEN) | | | | | |

Legend:

B Blue D Defeat V Victory



MATCH RESULTS

比赛成绩 (团体) / RÉSULTATS DU MATCH

| | | | |
|-------|---|-------|---|
| MATCH | 9 | PISTE | Y |
|-------|---|-------|---|

| EGY - Egypt | | | 25 D | Final | 45 V | HUN - Hungary | |
|-------------------------------|---------|--------------------------------------|---------|---------------------|---------------------|----------------------|--|
| Fencer | Touches | Score | vs | Score | Touches | Fencer | |
| FATHY Gamal | 4 | 4 | -- | 5 | 5 | DECSI Tamas | |
| GHAZY Tamim | 1 | 5 | -- | 10 | 5 | SZILAGYI Aron | |
| SAMIR Mahmoud | 3 | 8 | -- | 15 | 5 | LONTAY Balazs Karoly | |
| GHAZY Tamim | 0 | 8 | -- | 20 | 5 | DECSI Tamas | |
| FATHY Gamal | 6 | 14 | -- | 25 | 5 | LONTAY Balazs Karoly | |
| SAMIR Mahmoud | 3 | 17 | -- | 30 | 5 | SZILAGYI Aron | |
| GHAZY Tamim | 2 | 19 | -- | 35 | 5 | LONTAY Balazs Karoly | |
| SAMIR Mahmoud | 3 | 22 | -- | 40 | 5 | DECSI Tamas | |
| FATHY Gamal | 3 | 25 | -- | 45 | 5 | SZILAGYI Aron | |
| Total Match Time: 4:44 | | | | Overtime: -- | | | |
| Warnings: | | Referees: | | | Warnings: | | |
| Yellow Card: | 0 | QIAO Min (CHN) | | | Yellow Card: | 0 | |
| Red Card: | 0 | WANG Changyong (CHN) | | | Red Card: | 0 | |
| Black Card: | 0 | Assistant: YANG Zhen (CHN) | | | Black Card: | 0 | |

Legend:

D Defeat V Victory Y Yellow



Beijing 2008



Football

6-23 August

OFFICIAL RESULTS BOOK

足球

MEDALLISTS

奖牌获得者 / MÉDAILLÉS

| GOLD | SILVER | BRONZE |
|------|--------|--------|
|------|--------|--------|

ARG - Argentina

- 2 GARAY Ezequiel
- 3 MONZON Luciano
- 4 ZABALETA Pablo
- 5 GAGO Fernando
- 6 FAZIO Federico
- 7 SOSA Jose
- 8 BANEGA Ever
- 9 LAVEZZI Ezequiel
- 10 RIQUELME Juan
- 11 DI MARIA Angel
- 12 PAREJA Nicolas
- 13 ACOSTA Lautaro
- 14 MASCHERANO Javier
- 15 MESSI Lionel
- 16 AGUERO Sergio
- 17 BUONANOTTE Diego
- 18 ROMERO Sergio
- 22 NAVARRO Nicolas

NGR - Nigeria

- 1 VANZEKIN Ambruse
- 2 OKONKWO Chibuzor
- 4 APAM Onyekachi
- 5 ADELEYE Dele
- 6 JAMES Monday
- 7 OGBUKE OBASI Chinedu
- 8 KAITA Sani
- 9 OBINNA Victor
- 10 ISAAC Promise
- 11 OKORONKWO Solomon
- 12 AJILORE Ebenezer
- 13 ADEFEMI Olubayo
- 14 ODEMWINGIE Peter
- 15 AMBROSE Efe
- 16 ANICHEBE Victor
- 17 EKPO Emmanuel
- 18 EZENWA Ikechukwu
- 19 OLUFEMI Oladapo

BRA - Brazil

- 1 DIEGO ALVES
- 2 RAFINHA
- 3 ALEX SILVA
- 4 THIAGO SILVA
- 5 HERNANES
- 6 MARCELO
- 7 ANDERSON
- 8 LUCAS
- 9 ALEXANDRE PATO
- 10 RONALDINHO
- 11 RAMIRES
- 12 RENAN
- 13 ILSINHO
- 14 BRENO
- 15 DIEGO
- 16 THIAGO NEVES
- 17 RAFAEL SOBIS
- 18 JO

TEAM ROSTER As of 23 AUG 2008

球队名册 / COMPOSITION DE L'ÉQUIPE

ARG - Argentina

| No. | Name | Pos | Height m/ft in | Weight kg/lbs | Date of Birth | Club | Intl 'A' | |
|-----|-------------------|-----|-------------------|------------------|---------------|------------------------|----------|-------|
| | | | | | | | Caps | Goals |
| 2 | GARAY Ezequiel | D | 1.82/6'0" | 87/192 | 10 OCT 1986 | RACING SANTANDER (ESP) | 1 | 0 |
| 3 | MONZON Luciano | D | 1.67/5'6" | 62/137 | 13 APR 1987 | BOCA JUNIORS (ARG) | 0 | 0 |
| 4 | ZABALETA Pablo | D | 1.74/5'9" | 74/163 | 16 JAN 1985 | ESPANYOL (ESP) | 5 | 0 |
| 5 | GAGO Fernando | M | 1.76/5'9" | 65/143 | 10 APR 1986 | REAL MADRID (ESP) | 9 | 0 |
| 6 | FAZIO Federico | D | 1.95/6'5" | 85/187 | 17 MAR 1987 | SEVILLA FC (ESP) | 0 | 0 |
| 7 | SOSA Jose | M | 1.79/5'10" | 73/161 | 19 JUN 1985 | BAYERN MUNICH (GER) | 2 | 0 |
| 8 | BANEGA Ever | M | 1.75/5'9" | 73/161 | 29 JUN 1985 | VALENCIA (ESP) | 0 | 0 |
| 9 | LAVEZZI Ezequiel | F | 1.73/5'8" | 75/165 | 3 MAY 1985 | NAPOLI (ITA) | 2 | 0 |
| 10 | RIQUELME Juan | M | 1.82/6'0" | 75/165 | 24 JUN 1978 | BOCA JUNIORS (ARG) | 42 | 18 |
| 11 | DI MARIA Angel | M | 1.67/5'6" | 55/121 | 14 FEB 1988 | BENFICA (POR) | 0 | 0 |
| 12 | PAREJA Nicolas | D | 1.77/5'10" | 70/154 | 19 JAN 1984 | ANDERLECHT (BEL) | 0 | 0 |
| 13 | ACOSTA Lautaro | F | 1.68/5'6" | 72/159 | 14 MAR 1988 | SEVILLA FC (ESP) | 0 | 0 |
| 14 | MASCHERANO Javier | M | 1.71/5'7" | 66/146 | 8 JUN 1984 | LIVERPOOL (GBR) | 37 | 2 |
| 15 | MESSI Lionel | F | 1.69/5'7" | 67/148 | 24 JUN 1987 | BARCELONA (ESP) | 26 | 8 |
| 16 | AGUERO Sergio | F | 1.72/5'8" | 74/163 | 2 JUN 1988 | ATLETICO MADRID (ESP) | 7 | 2 |
| 17 | BUONANOTTE Diego | F | 1.60/5'3" | 49/108 | 19 APR 1988 | RIVER PLATE (ARG) | 0 | 0 |
| 18 | ROMERO Sergio | GK | 1.91/6'3" | 86/190 | 22 FEB 1987 | AZ ALKMAAR (NED) | 0 | 0 |
| 22 | NAVARRO Nicolas | GK | 1.86/6'1" | 73/161 | 25 MAR 1985 | NAPOLI (ITA) | 0 | 0 |

Replaced players

| | | | | | | | | |
|---|--------------|----|-----------|--------|------------|--------------|---|---|
| 1 | USTARI Oscar | GK | 1.83/6'0" | 84/185 | 3 JUL 1986 | GETAFE (ESP) | 1 | 0 |
|---|--------------|----|-----------|--------|------------|--------------|---|---|

Team average age: 22 years 6 months

Team colours

| | Shirt | Shorts | Socks |
|-------------|------------------|--------|-------|
| 1st: | Light Blue/White | Black | White |
| 2nd: | Navy Blue | White | Blue |
| 3rd: | Light Blue/White | Black | Blue |

Coach BATISTA Sergio (ARG)

Note:

Caps and goals are not subject to change as Olympic Football Tournament matches are not classed as international 'A' matches by FIFA.

Legend:

| | | | | | | | |
|----------|------------|------------|----------|-----------|------------|-----------------|-------------------|
| D | Defender | F | Forward | GK | Goalkeeper | Intl 'A' | International 'A' |
| M | Midfielder | Pos | Position | | | | |

TEAM ROSTER As of 23 AUG 2008
球队名册 / COMPOSITION DE L'ÉQUIPE

AUS - Australia

| No. | Name | Pos | Height m/ft in | Weight kg/lbs | Date of Birth | Club | Intl 'A' | |
|-------------------------|-----------------------|-----|-------------------|------------------|---------------|---------------------------|----------|-------|
| | | | | | | | Caps | Goals |
| 1 | FEDERICI Adam | GK | 1.88/6'2" | 90/198 | 31 JAN 1985 | READING (GBR) | 0 | 0 |
| 2 | NORTH Jade | D | 1.80/5'11" | 78/172 | 7 JAN 1982 | NEWCASTLE UTD. JETS (AUS) | 22 | 0 |
| 3 | LEIJER Adrian | D | 1.86/6'1" | 83/183 | 25 MAR 1986 | FULHAM (GBR) | 1 | 0 |
| 4 | MILLIGAN Mark | D | 1.78/5'10" | 80/176 | 4 AUG 1985 | SYDNEY FC (AUS) | 6 | 0 |
| 5 | SPIRANOVIC Matthew | D | 1.92/6'4" | 85/187 | 27 JUN 1988 | NUREMBERG (GER) | 2 | 0 |
| 6 | TOPOR-STANLEY Nikolai | D | 1.89/6'2" | 86/190 | 11 MAR 1985 | PERTH GLORY (AUS) | 3 | 0 |
| 7 | KILKENNY Neil | M | 1.77/5'10" | 70/154 | 19 DEC 1985 | LEEDS (GBR) | 3 | 0 |
| 8 | MUSIALIK Stuart | M | 1.70/5'7" | 70/154 | 29 MAR 1985 | SYDNEY FC (AUS) | 0 | 0 |
| 9 | BRIDGE Mark | F | 1.79/5'10" | 80/176 | 7 NOV 1985 | SYDNEY FC (AUS) | 2 | 0 |
| 11 | CARNEY David | M | 1.81/5'11" | 78/172 | 30 NOV 1983 | SHEFFIELD UNITED (GBR) | 12 | 1 |
| 12 | McCLENAHAN Trent | D | 1.80/5'11" | 74/163 | 4 FEB 1985 | HEREFORD UNITED (GBR) | 0 | 0 |
| 13 | ZADKOVICH Ruben | M | 1.81/5'11" | 74/163 | 23 MAY 1986 | DERBY COUNTY (GBR) | 1 | 0 |
| 14 | TROISI James | M | 1.77/5'10" | 76/168 | 3 JUL 1988 | NO CLUB AFFILIATION | 3 | 0 |
| 15 | SARKIES Kristian | M | 1.70/5'7" | 70/154 | 25 OCT 1986 | ADELAIDE UNITED (AUS) | 3 | 0 |
| 16 | CELESKI Billy | M | 1.77/5'10" | 74/163 | 14 JUL 1985 | MELBOURNE VICTORY (AUS) | 0 | 0 |
| 17 | RUKAVYTSYA Nikita | F | 1.83/6'0" | 77/170 | 22 JUN 1987 | PERTH GLORY (AUS) | 0 | 0 |
| 18 | VELAPHI Tando | GK | 1.86/6'1" | 75/165 | 17 APR 1987 | PERTH GLORY (AUS) | 0 | 0 |
| 21 | SIMON Matt | F | 1.88/6'2" | 78/172 | 22 JAN 1986 | C. COAST MARINERS (AUS) | 0 | 0 |
| Replaced players | | | | | | | | |
| 10 | THOMPSON Archie | F | 1.74/5'9" | 70/154 | 23 OCT 1978 | MELBOURNE VICTORY (AUS) | 31 | 21 |

Team average age: 23 years 3 months

Team colours

| | Shirt | Shorts | Socks |
|-------------|-------------------|------------|------------|
| 1st: | Dark Green/Yellow | Dark Green | Dark Green |
| 2nd: | Yellow/Dark Green | Yellow | Yellow |

Coach

ARNOLD Graham (AUS)

Note:

Caps and goals are not subject to change as Olympic Football Tournament matches are not classed as international 'A' matches by FIFA.

Legend:

| | | | | | | | |
|----------|------------|------------|----------|-----------|------------|-----------------|-------------------|
| D | Defender | F | Forward | GK | Goalkeeper | Intl 'A' | International 'A' |
| M | Midfielder | Pos | Position | | | | |

TEAM ROSTER As of 23 AUG 2008
球队名册 / COMPOSITION DE L'ÉQUIPE

BEL - Belgium

| No. | Name | Pos | Height m/ft in | Weight kg/lbs | Date of Birth | Club | Intl 'A' | |
|-------------------------|----------------------|-----|-------------------|------------------|---------------|--------------------------|----------|-------|
| | | | | | | | Caps | Goals |
| 1 | BAILLY Logan | GK | 1.89/6'2" | 85/187 | 27 DEC 1985 | RACING GENK (BEL) | 13 | 0 |
| 2 | DE ROOVER Sepp | D | 1.80/5'11" | 76/168 | 12 NOV 1984 | GRONINGEN (NED) | 7 | 0 |
| 4 | VERMAELEN Thomas | D | 1.82/6'0" | 73/161 | 14 NOV 1985 | AJAX (NED) | 16 | 1 |
| 5 | POCOGNOLI Sebastien | D | 1.82/6'0" | 72/159 | 1 AUG 1987 | AZ ALKMAAR (NED) | 19 | 1 |
| 6 | FELLAINI Marouane | M | 1.94/6'4" | 88/194 | 22 NOV 1987 | STANDARD LIEGE (BEL) | 10 | 0 |
| 7 | DE MUL Tom | F | 1.73/5'8" | 67/148 | 4 MAR 1986 | SEVILLA FC (ESP) | 32 | 5 |
| 8 | HAROUN Faris | M | 1.88/6'2" | 85/187 | 22 SEP 1985 | GERMINAL BEERSCHOT (BEL) | 30 | 5 |
| 9 | MIRALLAS Kevin | F | 1.80/5'11" | 73/161 | 5 OCT 1987 | LILLE (FRA) | 12 | 6 |
| 10 | VERTONGHEN Jan | M | 1.89/6'2" | 79/174 | 24 APR 1987 | AJAX (NED) | 6 | 0 |
| 11 | MARTENS Maarten | M | 1.76/5'9" | 59/130 | 2 JUL 1984 | AZ ALKMAAR (NED) | 32 | 8 |
| 12 | MA-KALAMBAY Yves | GK | 1.98/6'6" | 88/194 | 31 JAN 1986 | HIBERNIAN (GBR) | 9 | 0 |
| 13 | CIMAN Laurent | D | 1.80/5'11" | 65/143 | 5 AUG 1985 | CLUB BRUGGE (BEL) | 22 | 1 |
| 14 | MULEMO Landry | M | 1.77/5'10" | 70/154 | 17 SEP 1986 | STANDARD LIEGE (BEL) | 18 | 0 |
| 15 | SIMAEYS Jeroen | D | 1.92/6'4" | 78/172 | 12 MAY 1985 | CLUB BRUGGE (BEL) | 3 | 0 |
| 16 | VANDEN BORRE Anthony | M | 1.85/6'1" | 78/172 | 24 OCT 1987 | GENOA (ITA) | 15 | 2 |
| 18 | DEMBELE Moussa | F | 1.77/5'10" | 64/141 | 16 JUL 1987 | AZ ALKMAAR (NED) | 2 | 0 |
| 19 | ODIDJA-OFOE Vadis | M | 1.85/6'1" | 79/174 | 21 FEB 1989 | HAMBURGER SV (GER) | 3 | 0 |
| 22 | DE WINTER Yves | GK | 1.88/6'2" | 75/165 | 25 MAY 1987 | WESTERLO (BEL) | 6 | 0 |
| Replaced players | | | | | | | | |
| 3 | KOMPANY Vincent | D | 1.91/6'3" | 85/187 | 10 APR 1986 | HAMBURGER SV (GER) | 1 | 0 |
| 17 | DE SMET Stijn | F | 1.83/6'0" | 73/161 | 27 MAR 1985 | CERCLE BRUGGE (BEL) | 25 | 3 |

Team average age: 22 years 7 months

| Team colours | Shirt | Shorts | Socks |
|-------------------|-------|--------|-------|
| 1st: Red | Black | Yellow | White |
| 2nd: White | Red | White | White |
| 3rd: White | Black | White | White |
| 4th: Red | Black | White | White |

Coach DE SART Jean Francois (BEL)

Note:
Caps and goals are not subject to change as Olympic Football Tournament matches are not classed as international 'A' matches by FIFA.

Legend:
D Defender **F** Forward **GK** Goalkeeper **Intl 'A'** International 'A'
M Midfielder **Pos** Position

TEAM ROSTER As of 23 AUG 2008
球队名册 / COMPOSITION DE L'ÉQUIPE

BRA - Brazil

| No. | Name | Pos | Height m/ft in | Weight kg/lbs | Date of Birth | Club | Intl 'A' | |
|-----|----------------|-----|-------------------|------------------|---------------|-------------------------|----------|-------|
| | | | | | | | Caps | Goals |
| 1 | DIEGO ALVES | GK | 1.86/6'1" | 80/176 | 24 JUN 1985 | ALMERIA (ESP) | 1 | 0 |
| 2 | RAFINHA | D | 1.72/5'8" | 67/148 | 7 SEP 1985 | SCHALKE 04 (GER) | 1 | 0 |
| 3 | ALEX SILVA | D | 1.92/6'4" | 80/176 | 10 MAR 1985 | SAO PAULO (BRA) | 1 | 0 |
| 4 | THIAGO SILVA | D | 1.83/6'0" | 72/159 | 22 SEP 1984 | FLUMINENSE (BRA) | 0 | 0 |
| 5 | HERNANES | M | 1.80/5'11" | 76/168 | 29 MAY 1985 | SAO PAULO (BRA) | 1 | 0 |
| 6 | MARCELO | D | 1.73/5'8" | 72/159 | 12 MAY 1988 | REAL MADRID (ESP) | 0 | 0 |
| 7 | ANDERSON | M | 1.76/5'9" | 77/170 | 13 APR 1988 | MANCHESTER UNITED (GBR) | 0 | 0 |
| 8 | LUCAS | M | 1.79/5'10" | 74/163 | 9 JAN 1987 | LIVERPOOL (GBR) | 1 | 0 |
| 9 | ALEXANDRE PATO | F | 1.79/5'10" | 71/157 | 2 SEP 1989 | AC MILAN (ITA) | 2 | 1 |
| 10 | RONALDINHO | M | 1.80/5'11" | 76/168 | 21 MAR 1980 | AC MILAN (ITA) | 19 | 15 |
| 11 | RAMIRES | M | 1.79/5'10" | 64/141 | 24 MAR 1987 | CRUZEIRO (BRA) | 2 | 0 |
| 12 | RENAN | GK | 1.87/6'2" | 86/190 | 24 JAN 1985 | SC INTERNACIONAL (BRA) | 2 | 0 |
| 13 | ILSINHO | D | 1.70/5'7" | 70/154 | 12 OCT 1985 | SHAKHTAR DONETSK (UKR) | 0 | 0 |
| 14 | BRENO | D | 1.87/6'2" | 88/194 | 13 OCT 1989 | BAYERN MUNICH (GER) | 2 | 0 |
| 15 | DIEGO | M | 1.73/5'8" | 73/161 | 28 FEB 1985 | WERDER BREMEN (GER) | 13 | 5 |
| 16 | THIAGO NEVES | M | 1.82/6'0" | 70/154 | 27 FEB 1985 | FLUMINENSE (BRA) | 1 | 0 |
| 17 | RAFAEL SOBIS | F | 1.73/5'8" | 71/157 | 17 JUN 1985 | BETIS SEVILLA (ESP) | 1 | 0 |
| 18 | JO | F | 1.89/6'2" | 76/168 | 20 MAR 1987 | MANCHESTER CITY (GBR) | 0 | 0 |

Team average age: 22 years 4 months

| Team colours | Shirt | Shorts | Socks |
|--------------|-------|--------|------------------|
| 1st: Yellow | Blue | Blue | White/Dark Green |
| 2nd: Blue | White | White | Blue |
| 3rd: Blue | Blue | Blue | Blue |
| 4th: Yellow | Blue | Blue | Blue |

Coach: DUNGA (BRA)

Note:
Caps and goals are not subject to change as Olympic Football Tournament matches are not classed as international 'A' matches by FIFA.

Legend:
D Defender **F** Forward **GK** Goalkeeper **Intl 'A'** International 'A'
M Midfielder **Pos** Position

TEAM ROSTER As of 23 AUG 2008
球队名册 / COMPOSITION DE L'ÉQUIPE

CHN - China

| No. | Name | Pos | Height m/ft in | Weight kg/lbs | Date of Birth | Club | Intl 'A' | |
|-------------------------|----------------|-----|-------------------|------------------|---------------|-------------------------|----------|-------|
| | | | | | | | Caps | Goals |
| 1 | QIU Shengjiong | GK | 1.82/6'0" | 90/198 | 1 SEP 1985 | SHANGHAI SHENHUA (CHN) | 6 | 0 |
| 2 | TAN Wangsong | D | 1.79/5'10" | 72/159 | 19 DEC 1985 | TIANJIN TEDA (CHN) | 14 | 2 |
| 3 | FENG Xiaoting | D | 1.86/6'1" | 81/179 | 22 OCT 1985 | DALIAN HAICHANG (CHN) | 20 | 5 |
| 4 | YUAN Weiwei | D | 1.83/6'0" | 80/176 | 25 NOV 1985 | SHANDONG LUNENG (CHN) | 16 | 2 |
| 5 | LI Weifeng | D | 1.84/6'0" | 80/176 | 26 JAN 1978 | SHANGHAI SHENHUA (CHN) | 106 | 15 |
| 6 | ZHOU Haibin | M | 1.86/6'1" | 78/172 | 19 JUL 1985 | SHANDONG LUNENG (CHN) | 41 | 8 |
| 7 | HAO Junmin | M | 1.79/5'10" | 73/161 | 24 MAR 1987 | TIANJIN TEDA (CHN) | 15 | 3 |
| 8 | ZHENG Zhi | M | 1.84/6'0" | 80/176 | 20 AUG 1980 | CHARLTON (GBR) | 78 | 23 |
| 9 | GAO Lin | F | 1.86/6'1" | 81/179 | 14 FEB 1986 | SHANGHAI SHENHUA (CHN) | 16 | 5 |
| 10 | HAN Peng | F | 1.87/6'2" | 87/192 | 13 SEP 1983 | SHANDONG LUNENG (CHN) | 23 | 6 |
| 12 | CUI Peng | M | 1.79/5'10" | 72/159 | 31 MAY 1987 | SHANDONG LUNENG (CHN) | 13 | 1 |
| 13 | SHEN Longyuan | M | 1.75/5'9" | 68/150 | 2 MAR 1985 | SHANGHAI SHENHUA (CHN) | 14 | 2 |
| 14 | WAN Houliang | D | 1.85/6'1" | 80/176 | 25 FEB 1986 | SHANXI BAORONG (CHN) | 6 | 0 |
| 15 | JIANG Ning | F | 1.80/5'11" | 77/170 | 1 SEP 1986 | QINGDAO ZHONGNENG (CHN) | 11 | 4 |
| 16 | ZHAO Xuri | D | 1.85/6'1" | 79/174 | 3 DEC 1985 | DALIAN HAICHANG (CHN) | 19 | 5 |
| 17 | DONG Fangzhuo | F | 1.85/6'1" | 81/179 | 23 JAN 1985 | MANCHESTER UNITED (GBR) | 26 | 3 |
| 18 | LIU Zhenli | GK | 1.88/6'2" | 96/212 | 26 JUN 1985 | QINGDAO ZHONGNENG (CHN) | 4 | 0 |
| 20 | ZHU Ting | F | 1.81/5'11" | 74/163 | 15 JUL 1985 | DALIAN HAICHANG (CHN) | 21 | 3 |
| Replaced players | | | | | | | | |
| 11 | CHEN Tao | F | 1.79/5'10" | 76/168 | 11 MAR 1985 | CHANGSHA JINDE (CHN) | 31 | 11 |

Team average age: 23 years 7 months

| | | | |
|---------------------|----------------|---------------|--------------|
| Team colours | Shirt | Shorts | Socks |
| | 1st: White/Red | Red | Red |
| | 2nd: White | White | White |

Coach DUJKOVIC Ratomir (SRB)

Note:
Caps and goals are not subject to change as Olympic Football Tournament matches are not classed as international 'A' matches by FIFA.

Legend:
D Defender **F** Forward **GK** Goalkeeper **Intl 'A'** International 'A'
M Midfielder **Pos** Position

TEAM ROSTER As of 23 AUG 2008
球队名册 / COMPOSITION DE L'ÉQUIPE

CIV - Côte d'Ivoire

| No. | Name | Pos | Height m/ft in | Weight kg/lbs | Date of Birth | Club | Intl 'A' | |
|-----|--------------------------|-----|-------------------|------------------|---------------|--------------------------|----------|-------|
| | | | | | | | Caps | Goals |
| 1 | ANGBAN Vincent | GK | 1.84/6'0" | 74/163 | 2 FEB 1985 | ASEC MIMOSAS (CIV) | 0 | 0 |
| 2 | WAWA Serge | D | 1.80/5'11" | 76/168 | 1 JAN 1986 | ASEC MIMOSAS (CIV) | 0 | 0 |
| 3 | DIARRASSOUBA Ousm. Viera | D | 1.86/6'1" | 80/176 | 21 DEC 1986 | CFR CLUJ (ROU) | 0 | 0 |
| 4 | BAMBA Souleymane | D | 1.90/6'3" | 90/198 | 13 JAN 1985 | DUNFERMLINE (GBR) | 0 | 0 |
| 5 | ANGOUA Brou | D | 1.82/6'0" | 72/159 | 28 NOV 1986 | BUDAPEST HONVED (HUN) | 0 | 0 |
| 6 | KAMBOU Herve | M | 1.80/5'11" | 77/170 | 1 MAY 1985 | BASTIA (FRA) | 0 | 0 |
| 7 | COULIBALY Kafoumba | M | 1.79/5'10" | 71/157 | 26 OCT 1985 | NICE (FRA) | 0 | 0 |
| 8 | KALOU Salomon | F | 1.75/5'9" | 72/159 | 5 AUG 1985 | CHELSEA (GBR) | 0 | 0 |
| 9 | DJA DJEDJE Franck | F | 1.76/5'9" | 72/159 | 2 JUN 1986 | GRENOBLE (FRA) | 0 | 0 |
| 10 | KONE Emmanuel | M | 1.76/5'9" | 63/139 | 31 DEC 1986 | CFR CLUJ (ROU) | 0 | 0 |
| 11 | MOURA-KOMENAN Anthony | M | 1.70/5'7" | 68/150 | 20 JAN 1986 | LIBOURNE ST-SEURIN (FRA) | 0 | 0 |
| 12 | BAGAYOKO Mamadou | D | 1.75/5'9" | 63/139 | 31 DEC 1989 | AFRICA SPORTS (CIV) | 0 | 0 |
| 13 | GUIE-GUIE Abraham | F | 1.79/5'10" | 77/170 | 25 JUL 1986 | BUDAPEST HONVED (HUN) | 0 | 0 |
| 14 | GERVINHO | F | 1.79/5'10" | 80/176 | 27 MAY 1987 | LE MANS (FRA) | 0 | 0 |
| 15 | TAMLA Ladjji | D | 1.75/5'9" | 72/159 | 19 SEP 1985 | LAVAL (FRA) | 0 | 0 |
| 16 | OKOUA Christian | GK | 1.92/6'4" | 76/168 | 8 NOV 1991 | AFRICA SPORTS (CIV) | 0 | 0 |
| 17 | N GOSSAN Antoine | F | 1.73/5'8" | 65/143 | 30 NOV 1990 | ASEC MIMOSAS (CIV) | 0 | 0 |
| 18 | CISSE Sekou | F | 1.87/6'2" | 81/179 | 23 MAY 1985 | RODA KERKRADE (NED) | 0 | 0 |

Team average age: 21 years

| Team colours | Shirt | Shorts | Socks |
|--------------|--------------|--------------|-------|
| 1st: Orange | White | White | Green |
| 2nd: White | Green/Orange | Green/Orange | White |
| 3rd: White | White | White | White |
| 4th: Orange | White | White | White |

Coach: GILI Gerard (FRA)

Note:
Caps and goals are not subject to change as Olympic Football Tournament matches are not classed as international 'A' matches by FIFA.

Legend:
D Defender **F** Forward **GK** Goalkeeper **Intl 'A'** International 'A'
M Midfielder **Pos** Position

TEAM ROSTER As of 23 AUG 2008
球队名册 / COMPOSITION DE L'ÉQUIPE

CMR - Cameroon

| No. | Name | Pos | Height m/ft in | Weight kg/lbs | Date of Birth | Club | Intl 'A' | |
|-------------------------|---------------------|-----|-------------------|------------------|---------------|---------------------------|----------|-------|
| | | | | | | | Caps | Goals |
| 1 | TIGNYEMB Amour | GK | 1.80/5'11" | 79/174 | 14 JUN 1985 | TONNERRE YAOUNDE (CMR) | 0 | 0 |
| 2 | BANING Albert | F | 1.89/6'2" | 85/187 | 9 MAR 1985 | PARIS ST-GERMAIN (FRA) | 0 | 0 |
| 3 | GHOMSI Antonio | D | 1.80/5'11" | 78/172 | 22 APR 1986 | NO CLUB AFFILIATION | 0 | 0 |
| 4 | BIKEY Andre | D | 1.82/6'0" | 82/181 | 8 JAN 1985 | READING (GBR) | 0 | 0 |
| 5 | SONG Alexandre | D | 1.78/5'10" | 70/154 | 9 SEP 1987 | ARSENAL (GBR) | 0 | 0 |
| 6 | MBIA Stephane | M | 1.86/6'1" | 75/165 | 20 MAY 1986 | RENNES (FRA) | 0 | 0 |
| 7 | MBOUA Marc | F | 1.61/5'3" | 68/150 | 26 FEB 1987 | CAMBUUR LEEUWARDEN (NED) | 0 | 0 |
| 8 | MANDJECK Georges | M | 1.72/5'8" | 64/141 | 9 DEC 1988 | VFB STUTTGART (GER) | 0 | 0 |
| 9 | SONGOO Frank | M | 1.78/5'10" | 80/176 | 14 MAY 1987 | PORTSMOUTH (GBR) | 0 | 0 |
| 10 | BEKAMENGA Christian | F | 1.82/6'0" | 76/168 | 9 MAY 1986 | NANTES (FRA) | 0 | 0 |
| 11 | BEBBE Gustave | F | 1.76/5'9" | 77/170 | 22 JUN 1982 | ANKARAGUCU (TUR) | 0 | 0 |
| 12 | BEBEY Paul | D | 1.63/5'4" | 70/154 | 9 NOV 1986 | ASTRES DOUALA (CMR) | 0 | 0 |
| 13 | NKOULOU Nicolas | D | 1.81/5'11" | 79/174 | 27 MAR 1990 | MONACO (FRA) | 0 | 0 |
| 14 | CHEDJOU Aurelien | M | 1.77/5'10" | 81/179 | 20 JUN 1985 | LILLE (FRA) | 0 | 0 |
| 15 | NGAL Serge | F | 1.76/5'9" | 68/150 | 13 JAN 1986 | TARRAGONA (ESP) | 0 | 0 |
| 16 | MAYEBI Joslain | GK | 1.81/5'11" | 80/176 | 14 OCT 1986 | HAKOACH RAMAT GAN (ISR) | 0 | 0 |
| 17 | OLLE Alain | M | 1.75/5'9" | 80/176 | 11 APR 1987 | SC FREIBURG (GER) | 0 | 0 |
| 22 | BONDOA Guy | D | 1.82/6'0" | 72/159 | 2 JAN 1987 | DAC DUNAJSKA STREDA (SVK) | 0 | 0 |
| Replaced players | | | | | | | | |
| 18 | ENAM Alexis | D | 1.78/5'10" | 77/170 | 25 NOV 1986 | CLUB AFRICAINE (TUN) | 0 | 0 |

Team average age: 22 years 11 months

| Team colours | Shirt | Shorts | Socks |
|--------------------|--------|-----------|--------|
| 1st: Green | Green | Red | Yellow |
| 2nd: Yellow | Yellow | Green/Red | Red |
| 3rd: Green | Green | Green/Red | Red |

Coach NDTOUNGOU Martin (CMR)

Note:
Caps and goals are not subject to change as Olympic Football Tournament matches are not classed as international 'A' matches by FIFA.

Legend:
D Defender **F** Forward **GK** Goalkeeper **Intl 'A'** International 'A'
M Midfielder **Pos** Position

TEAM ROSTER As of 23 AUG 2008
球队名册 / COMPOSITION DE L'ÉQUIPE

HON - Honduras

| No. | Name | Pos | Height m/ft in | Weight kg/lbs | Date of Birth | Club | Intl 'A' | |
|-------------------------|---------------------|-----|-------------------|------------------|---------------|---------------------------|----------|-------|
| | | | | | | | Caps | Goals |
| 1 | HERNANDEZ Kevin | GK | 1.78/5'10" | 76/168 | 21 DEC 1985 | VICTORIA CEIBA (HON) | 0 | 0 |
| 2 | ARZU Quiarol | D | 1.83/6'0" | 83/183 | 3 MAR 1985 | PLATENSE P. CORTES (HON) | 0 | 0 |
| 3 | MOLINA David | D | 1.78/5'10" | 76/168 | 14 MAR 1988 | MOTAGUA TEGUCIGALPA (HON) | 0 | 0 |
| 4 | CABALLERO Samuel | D | 1.82/6'0" | 85/187 | 24 DEC 1974 | CHANGCHUN YATAI (CHN) | 0 | 0 |
| 6 | MORALES Oscar | D | 1.78/5'10" | 73/161 | 12 MAY 1986 | R. ESPANA S.P. SULA (HON) | 0 | 0 |
| 7 | MARTINEZ Emil | M | 1.71/5'7" | 70/154 | 17 SEP 1982 | SHANGHAI SHENHUA (CHN) | 0 | 0 |
| 8 | PADILLA Rigoberto | M | 1.80/5'11" | 72/159 | 1 DEC 1985 | MOTAGUA TEGUCIGALPA (HON) | 0 | 0 |
| 10 | NUNEZ Ramon | M | 1.70/5'7" | 71/157 | 14 NOV 1985 | OLIMPIA TEGUCIGALPA (HON) | 0 | 0 |
| 11 | RODAS Luis | F | 1.71/5'7" | 73/161 | 3 JAN 1985 | MOTAGUA TEGUCIGALPA (HON) | 0 | 0 |
| 12 | CLAROS Jorge | M | 1.76/5'9" | 71/157 | 8 JAN 1986 | MOTAGUA TEGUCIGALPA (HON) | 0 | 0 |
| 13 | THOMAS Hendry | M | 1.80/5'11" | 80/176 | 23 FEB 1985 | WIGAN (GBR) | 0 | 0 |
| 14 | BERNARDEZ Jefferson | F | 1.88/6'2" | 75/165 | 27 MAR 1987 | MOTAGUA TEGUCIGALPA (HON) | 0 | 0 |
| 15 | LOPEZ Luis | F | 1.77/5'10" | 83/183 | 29 AUG 1986 | MARATHON S.P. SULA (HON) | 0 | 0 |
| 16 | SANCHEZ Marvin | M | 1.74/5'9" | 71/157 | 2 NOV 1986 | PLATENSE P. CORTES (HON) | 0 | 0 |
| 17 | ALVAREZ David | D | 1.70/5'7" | 66/146 | 5 DEC 1985 | MARATHON S.P. SULA (HON) | 0 | 0 |
| 18 | ENAMORADO Obed | GK | 1.83/6'0" | 83/183 | 15 SEP 1985 | VIDA (HON) | 0 | 0 |
| 20 | DELGADO Edder | M | 1.75/5'9" | 70/154 | 20 NOV 1986 | R. ESPANA S.P. SULA (HON) | 0 | 0 |
| 21 | GUIY Jose | F | 1.84/6'0" | 72/159 | 19 MAY 1985 | MARATHON S.P. SULA (HON) | 0 | 0 |
| Replaced players | | | | | | | | |
| 5 | NORALES Erick | D | 1.80/5'11" | 81/179 | 11 FEB 1985 | MARATHON S.P. SULA (HON) | 0 | 0 |
| 9 | PAVON Carlos | F | 1.80/5'11" | 85/187 | 9 OCT 1973 | R. ESPANA S.P. SULA (HON) | 0 | 0 |

Team average age: 23 years 6 months

Team colours

| Shirt | Shorts | Socks |
|-----------------|--------|-------|
| 1st: White | White | White |
| 2nd: Blue/White | Blue | Blue |

Coach YEARWOOD Gilberto (HON)

Note:
Caps and goals are not subject to change as Olympic Football Tournament matches are not classed as international 'A' matches by FIFA.

Legend:
D Defender **F** Forward **GK** Goalkeeper **Intl 'A'** International 'A'
M Midfielder **Pos** Position

TEAM ROSTER As of 23 AUG 2008
球队名册 / COMPOSITION DE L'ÉQUIPE

ITA - Italy

| No. | Name | Pos | Height m/ft in | Weight kg/lbs | Date of Birth | Club | Intl 'A' | |
|-------------------------|----------------------|-----|-------------------|------------------|---------------|------------------|----------|-------|
| | | | | | | | Caps | Goals |
| 1 | VIVIANO Emiliano | GK | 1.89/6'2" | 81/179 | 1 DEC 1985 | BRESCIA (ITA) | 30 | 0 |
| 2 | MOTTA Marco | D | 1.88/6'2" | 78/172 | 14 MAY 1986 | TORINO (ITA) | 52 | 6 |
| 3 | DE CEGLIE Paolo | D | 1.78/5'10" | 76/168 | 17 SEP 1986 | JUVENTUS (ITA) | 13 | 2 |
| 4 | NOCERINO Antonio | M | 1.75/5'9" | 75/165 | 9 APR 1985 | PALERMO (ITA) | 39 | 0 |
| 5 | CIGARINI Luca | M | 1.75/5'9" | 72/159 | 20 JUN 1986 | ATALANTA (ITA) | 21 | 1 |
| 6 | CRISCITO Domenico | D | 1.75/5'9" | 74/163 | 30 DEC 1986 | GENOA (ITA) | 34 | 3 |
| 7 | MONTOLIVO Riccardo | M | 1.81/5'11" | 73/161 | 18 JAN 1985 | FIorentINA (ITA) | 35 | 4 |
| 10 | GIOVINCO Sebastian | F | 1.64/5'5" | 62/137 | 26 JAN 1987 | JUVENTUS (ITA) | 37 | 7 |
| 11 | ROSSI Giuseppe | F | 1.78/5'10" | 73/161 | 1 FEB 1987 | VILLARREAL (ESP) | 38 | 15 |
| 12 | DESSENA Daniele | M | 1.83/6'0" | 75/165 | 10 MAY 1987 | SAMPDORIA (ITA) | 22 | 6 |
| 13 | CODA Andrea | D | 1.85/6'1" | 75/165 | 25 APR 1985 | UDINESE (ITA) | 44 | 1 |
| 14 | ACQUAFRESCA Robert | F | 1.84/6'0" | 70/154 | 11 SEP 1987 | CAGLIARI (ITA) | 22 | 8 |
| 15 | BOCCHETTI Salvatore | D | 1.78/5'10" | 77/170 | 30 NOV 1986 | GENOA (ITA) | 6 | 0 |
| 16 | DE SILVESTRI Lorenzo | D | 1.85/6'1" | 78/172 | 23 MAY 1988 | LAZIO (ITA) | 50 | 23 |
| 17 | ABATE Ignazio | M | 1.80/5'11" | 73/161 | 12 NOV 1986 | TORINO (ITA) | 17 | 2 |
| 18 | CONSIGLI Andrea | GK | 1.87/6'2" | 74/163 | 27 JAN 1987 | ATALANTA (ITA) | 41 | 0 |
| 20 | CANDREVA Antonio | M | 1.80/5'11" | 72/159 | 28 FEB 1987 | LIVORNO (ITA) | 28 | 1 |
| 21 | RUSSOTTO Andrea | F | 1.74/5'9" | 67/148 | 25 MAY 1988 | NAPOLI (ITA) | 44 | 11 |
| Replaced players | | | | | | | | |
| 8 | MARCHISIO Claudio | M | 1.79/5'10" | 66/146 | 19 JAN 1986 | JUVENTUS (ITA) | 9 | 1 |
| 9 | ROCCHI Tommaso | F | 1.77/5'10" | 72/159 | 19 SEP 1977 | LAZIO (ITA) | 18 | 7 |

Team average age: 22 years 6 months

| | | | |
|---------------------|--------------|---------------|--------------|
| Team colours | Shirt | Shorts | Socks |
| | 1st: Blue | White | Blue |
| | 2nd: White | Blue | White |
| | 3rd: Blue | Blue | Blue |

Coach CASIRAGHI Pierluigi (ITA)

Note:
Caps and goals are not subject to change as Olympic Football Tournament matches are not classed as international 'A' matches by FIFA.

Legend:
D Defender F Forward GK Goalkeeper Intl 'A' International 'A'
M Midfielder Pos Position

TEAM ROSTER As of 23 AUG 2008
球队名册 / COMPOSITION DE L'ÉQUIPE

JPN - Japan

| No. | Name | Pos | Height m/ft in | Weight kg/lbs | Date of Birth | Club | Intl 'A' | |
|-----|--------------------|-----|-------------------|------------------|---------------|--------------------------|----------|-------|
| | | | | | | | Caps | Goals |
| 1 | NISHIKAWA Shusaku | GK | 1.83/6'0" | 81/179 | 18 JUN 1986 | OITA TRINITA (JPN) | 0 | 0 |
| 2 | HOSOGAI Hajime | M | 1.76/5'9" | 68/150 | 10 JUN 1986 | URAWA REDS (JPN) | 0 | 0 |
| 3 | YOSHIDA Maya | D | 1.86/6'1" | 78/172 | 24 AUG 1988 | NAGOYA GRAMPUS (JPN) | 0 | 0 |
| 4 | MIZUMOTO Hiroki | D | 1.78/5'10" | 72/159 | 12 SEP 1985 | KYOTO PURPLE SANGA (JPN) | 1 | 0 |
| 5 | NAGATOMO Yuto | D | 1.69/5'7" | 65/143 | 12 SEP 1986 | FC TOKYO (JPN) | 3 | 0 |
| 6 | MORISHIGE Masato | D | 1.81/5'11" | 74/163 | 21 MAY 1987 | OITA TRINITA (JPN) | 0 | 0 |
| 7 | UCHIDA Atsuto | D | 1.76/5'9" | 64/141 | 27 MAR 1988 | KASHIMA ANTLERS (JPN) | 9 | 1 |
| 8 | HONDA Keisuke | M | 1.82/6'0" | 74/163 | 13 JUN 1986 | VVV VENLO (NED) | 1 | 0 |
| 9 | TOYODA Yohei | F | 1.85/6'1" | 79/174 | 11 APR 1985 | MONTEDIO YAMAGATA (JPN) | 0 | 0 |
| 10 | KAJIYAMA Yohei | M | 1.80/5'11" | 77/170 | 24 SEP 1985 | FC TOKYO (JPN) | 0 | 0 |
| 11 | OKAZAKI Shinji | F | 1.73/5'8" | 73/161 | 16 APR 1986 | SHIMIZU S-PULSE (JPN) | 0 | 0 |
| 12 | TANIGUCHI Hiroyuki | M | 1.82/6'0" | 75/165 | 27 JUN 1985 | KAWASAKI FRONTALE (JPN) | 0 | 0 |
| 13 | YASUDA Michihiro | D | 1.73/5'8" | 67/148 | 20 DEC 1987 | GAMBA OSAKA (JPN) | 5 | 0 |
| 14 | KAGAWA Shinji | M | 1.73/5'8" | 64/141 | 17 MAR 1989 | CEREZO OSAKA (JPN) | 3 | 0 |
| 15 | MORIMOTO Takayuki | F | 1.80/5'11" | 76/168 | 7 MAY 1988 | CATANIA (ITA) | 0 | 0 |
| 16 | HONDA Takuya | M | 1.77/5'10" | 71/157 | 17 APR 1985 | SHIMIZU S-PULSE (JPN) | 0 | 0 |
| 17 | LEE Tadanari | F | 1.80/5'11" | 74/163 | 19 DEC 1985 | KASHIWA REYSOL (JPN) | 0 | 0 |
| 18 | YAMAMOTO Kaito | GK | 1.88/6'2" | 79/174 | 10 JUL 1985 | SHIMIZU S-PULSE (JPN) | 0 | 0 |

Team average age: 21 years 2 months

| Team colours | Shirt | Shorts | Socks |
|--------------|-------|--------|-------|
| 1st: | Blue | White | Blue |
| 2nd: | White | Blue | White |
| 3rd: | Blue | Blue | Blue |

Coach: SORIMACHI Yasuharu (JPN)

Note:
Caps and goals are not subject to change as Olympic Football Tournament matches are not classed as international 'A' matches by FIFA.

| Legend: | | F | Pos | GK | Intl 'A' |
|---------|------------|----------|------------|-------------------|----------|
| D | Defender | Forward | Goalkeeper | International 'A' | |
| M | Midfielder | Position | | | |

TEAM ROSTER As of 23 AUG 2008
球队名册 / COMPOSITION DE L'ÉQUIPE

KOR - Korea

| No. | Name | Pos | Height m/ft in | Weight kg/lbs | Date of Birth | Club | Intl 'A' | |
|-----|-----------------|-----|-------------------|------------------|---------------|---------------------------|----------|-------|
| | | | | | | | Caps | Goals |
| 1 | JUNG Sung Ryong | GK | 1.90/6'3" | 88/194 | 4 JAN 1985 | SEONGNAM ILHWA (KOR) | 0 | 0 |
| 2 | SHIN Kwang Hoon | D | 1.78/5'10" | 73/161 | 18 MAR 1987 | JEONBUK MOTORS (KOR) | 0 | 0 |
| 3 | KIM Dong Jin | D | 1.84/6'0" | 78/172 | 29 JAN 1982 | ZENIT ST PETERSBURG (RUS) | 36 | 2 |
| 4 | KANG Min Soo | D | 1.86/6'1" | 76/168 | 14 FEB 1986 | JEONBUK MOTORS (KOR) | 0 | 0 |
| 5 | KIM Chang Soo | D | 1.79/5'10" | 71/157 | 12 SEP 1985 | BUSAN I PARK (KOR) | 0 | 0 |
| 6 | KIM Jin Kyu | D | 1.83/6'0" | 83/183 | 16 FEB 1985 | FC SEOUL (KOR) | 25 | 3 |
| 7 | OH Jang Eun | M | 1.75/5'9" | 73/161 | 24 JUL 1985 | ULSAN HYUNDAI (KOR) | 0 | 0 |
| 8 | KIM Jung Woo | M | 1.83/6'0" | 70/154 | 9 MAY 1982 | SEONGNAM ILHWA (KOR) | 0 | 0 |
| 9 | SHIN Young Rok | F | 1.82/6'0" | 72/159 | 27 MAR 1987 | SUWON BLUEWINGS (KOR) | 0 | 0 |
| 10 | PARK Chu Young | F | 1.83/6'0" | 70/154 | 10 JUL 1985 | FC SEOUL (KOR) | 19 | 5 |
| 11 | LEE Chung Yong | M | 1.80/5'11" | 61/134 | 2 JUL 1988 | FC SEOUL (KOR) | 0 | 0 |
| 12 | KI Sung Yueng | M | 1.87/6'2" | 75/165 | 24 JAN 1989 | FC SEOUL (KOR) | 0 | 0 |
| 13 | KIM Seung Yong | M | 1.87/6'2" | 73/161 | 14 MAR 1985 | GWANGJU SANGMU (KOR) | 0 | 0 |
| 14 | BAEK Ji Hoon | M | 1.75/5'9" | 65/143 | 28 FEB 1985 | SUWON BLUEWINGS (KOR) | 12 | 0 |
| 15 | KIM Kun Hoan | D | 1.92/6'4" | 84/185 | 12 AUG 1986 | KYUNGHEE UNIV. (KOR) | 0 | 0 |
| 16 | CHO Young Cheol | M | 1.83/6'0" | 70/154 | 31 MAY 1989 | YOKOHAMA FC (JPN) | 0 | 0 |
| 17 | LEE Keun Ho | F | 1.76/5'9" | 71/157 | 11 APR 1985 | DAEGU (KOR) | 0 | 0 |
| 18 | SONG You Gual | GK | 1.87/6'2" | 84/185 | 16 FEB 1985 | INCHEON UNITED (KOR) | 0 | 0 |

Team average age: 22 years 10 months

| Team colours | Shirt | Shorts | Socks |
|--------------|-------|--------|-------|
| 1st: | Red | White | Red |
| 2nd: | White | Red | White |
| 3rd: | White | White | White |

Coach: PARK Sung Wha (KOR)

Note:
Caps and goals are not subject to change as Olympic Football Tournament matches are not classed as international 'A' matches by FIFA.

Legend:
D Defender F Forward GK Goalkeeper Intl 'A' International 'A'
M Midfielder Pos Position

TEAM ROSTER As of 23 AUG 2008
球队名册 / COMPOSITION DE L'ÉQUIPE

NED - Netherlands

| No. | Name | Pos | Height m/ft in | Weight kg/lbs | Date of Birth | Club | Intl 'A' | |
|-----|--------------------|-----|-------------------|------------------|---------------|--------------------------|----------|-------|
| | | | | | | | Caps | Goals |
| 1 | VELTHUIZEN Piet | GK | 1.86/6'1" | 80/176 | 3 NOV 1986 | VITESSE ARNHEM (NED) | 0 | 0 |
| 2 | ZUIVERLOON Gianni | D | 1.78/5'10" | 70/154 | 30 DEC 1986 | WEST BROMWICH ALB. (GBR) | 0 | 0 |
| 3 | MARCELLIS Dirk | D | 1.76/5'9" | 74/163 | 13 APR 1988 | PSV EINDHOVEN (NED) | 0 | 0 |
| 4 | JALIENS Kew | D | 1.83/6'0" | 68/150 | 15 SEP 1978 | AZ ALKMAAR (NED) | 10 | 0 |
| 5 | PIETERS Erik | D | 1.85/6'1" | 76/168 | 7 AUG 1988 | PSV EINDHOVEN (NED) | 0 | 0 |
| 6 | LUIJCKX Kees | D | 1.90/6'3" | 83/183 | 11 FEB 1986 | AZ ALKMAAR (NED) | 0 | 0 |
| 7 | DE GUZMAN Jonathan | M | 1.74/5'9" | 70/154 | 13 SEP 1987 | FEYENOORD (NED) | 0 | 0 |
| 8 | EMANUELSON Urby | M | 1.76/5'9" | 68/150 | 16 JUN 1986 | AJAX (NED) | 11 | 0 |
| 9 | MAKAAY Roy | F | 1.88/6'2" | 76/168 | 9 MAR 1975 | FEYENOORD (NED) | 43 | 6 |
| 10 | SIBON Gerald | F | 1.93/6'4" | 88/194 | 19 APR 1974 | HEERENVEEN (NED) | 0 | 0 |
| 11 | BABEL Ryan | F | 1.85/6'1" | 74/163 | 19 DEC 1986 | LIVERPOOL (GBR) | 25 | 5 |
| 12 | MADURO Hedwiges | M | 1.85/6'1" | 74/163 | 13 FEB 1985 | VALENCIA (ESP) | 12 | 0 |
| 13 | JONG-A-PIN Calvin | D | 1.83/6'0" | 75/165 | 18 AUG 1986 | HEERENVEEN (NED) | 0 | 0 |
| 14 | SNO Evander | F | 1.88/6'2" | 90/198 | 9 APR 1987 | CELTIC (GBR) | 0 | 0 |
| 15 | DRENTHE Royston | M | 1.63/5'4" | 61/134 | 8 APR 1987 | REAL MADRID (ESP) | 0 | 0 |
| 16 | BEERENS Roy | F | 1.73/5'8" | 70/154 | 22 DEC 1987 | HEERENVEEN (NED) | 0 | 0 |
| 17 | BAKKAL Otman | M | 1.83/6'0" | 74/163 | 27 FEB 1985 | PSV EINDHOVEN (NED) | 0 | 0 |
| 18 | VERMEER Kenneth | GK | 1.80/5'11" | 75/165 | 10 JAN 1986 | AJAX (NED) | 0 | 0 |

Team average age: 23 years 6 months

| | | | |
|---------------------|------------------------|---------------|--------------|
| Team colours | Shirt | Shorts | Socks |
| | 1st: Orange | White | Light Blue |
| | 2nd: Light Blue | Blue | White |
| | 3rd: Orange | Orange | Orange |

Coach DE HAAN Foppe (NED)

Note:
Caps and goals are not subject to change as Olympic Football Tournament matches are not classed as international 'A' matches by FIFA.

Legend:
D Defender **F** Forward **GK** Goalkeeper **Intl 'A'** International 'A'
M Midfielder **Pos** Position

TEAM ROSTER As of 23 AUG 2008
球队名册 / COMPOSITION DE L'ÉQUIPE

NGR - Nigeria

| No. | Name | Pos | Height m/ft in | Weight kg/lbs | Date of Birth | Club | Intl 'A' | |
|-----|----------------------|-----|-------------------|------------------|---------------|------------------------|----------|-------|
| | | | | | | | Caps | Goals |
| 1 | VANZEKIN Ambruse | GK | 1.76/5'9" | 78/172 | 14 JUL 1986 | AKWA UNITED (NGR) | 30 | 0 |
| 2 | OKONKWO Chibuzor | D | 1.77/5'10" | 69/152 | 16 DEC 1988 | BAYELSA UNITED (NGR) | 8 | 0 |
| 4 | APAM Onyekachi | D | 1.80/5'11" | 79/174 | 30 DEC 1986 | NICE (FRA) | 30 | 1 |
| 5 | ADELEYE Dele | D | 1.90/6'3" | 80/176 | 25 DEC 1988 | SPARTA ROTTERDAM (NED) | 27 | 0 |
| 6 | JAMES Monday | M | 1.80/5'11" | 70/154 | 19 OCT 1986 | NO CLUB AFFILIATION | 19 | 0 |
| 7 | OGBUKE OBASI Chinedu | F | 1.75/5'9" | 78/172 | 1 JUN 1986 | 1899 HOFFENHEIM (GER) | 25 | 6 |
| 8 | KAITA Sani | M | 1.79/5'10" | 73/161 | 2 MAY 1986 | SPARTA ROTTERDAM (NED) | 25 | 1 |
| 9 | OBINNA Victor | F | 1.80/5'11" | 79/174 | 25 MAR 1987 | CHIEVO (ITA) | 29 | 11 |
| 10 | ISAAC Promise | M | 1.78/5'10" | 79/174 | 2 DEC 1987 | TRABZONSPOR (TUR) | 27 | 9 |
| 11 | OKORONKWO Solomon | F | 1.86/6'1" | 81/179 | 2 MAR 1987 | HERTHA BERLIN (GER) | 6 | 0 |
| 12 | AJILORE Ebenezer | M | 1.85/6'1" | 75/165 | 18 JAN 1985 | GRONINGEN (NED) | 3 | 0 |
| 13 | ADEFEMI Olubayo | D | 1.81/5'11" | 82/181 | 13 AUG 1985 | HAPOEL BNEI LOD (ISR) | 27 | 5 |
| 14 | ODEMWINGIE Peter | F | 1.81/5'11" | 72/159 | 15 JUL 1981 | LOKOMOTIV MOSCOW (RUS) | 25 | 6 |
| 15 | AMBROSE Efe | D | 1.87/6'2" | 70/154 | 18 OCT 1988 | KADUNA UTD. (NGR) | 0 | 0 |
| 16 | ANICHEBE Victor | F | 1.92/6'4" | 94/207 | 23 APR 1988 | EVERTON (GBR) | 5 | 2 |
| 17 | EKPO Emmanuel | M | 1.81/5'11" | 75/165 | 20 DEC 1987 | COLUMBUS CREW (USA) | 6 | 3 |
| 18 | EZENWA Ikechukwu | GK | 1.85/6'1" | 70/154 | 16 OCT 1988 | OCEAN BOYS (NGR) | 26 | 0 |
| 19 | OLUFEMI Oladapo | M | 1.86/6'1" | 70/154 | 5 NOV 1988 | BOAVISTA (POR) | 12 | 0 |

Team average age: 21 years 10 months

| | | | |
|---------------------|--------------|---------------|--------------|
| Team colours | Shirt | Shorts | Socks |
| | 1st: Green | Green | Green |
| | 2nd: White | White | White |

Coach: SIASIA Samson (NGR)

Note:
Caps and goals are not subject to change as Olympic Football Tournament matches are not classed as international 'A' matches by FIFA.

Legend:
D Defender **F** Forward **GK** Goalkeeper **Intl 'A'** International 'A'
M Midfielder **Pos** Position

TEAM ROSTER As of 23 AUG 2008

球队名册 / COMPOSITION DE L'ÉQUIPE

NZL - New Zealand

| No. | Name | Pos | Height m/ft in | Weight kg/lbs | Date of Birth | Club | Intl 'A' | |
|-----|------------------|-----|-------------------|------------------|---------------|---------------------------|-----------------|-------|
| | | | | | | | Matches Caps | Goals |
| 1 | SPOONLEY Jacob | GK | 1.85/6'1" | 85/187 | 3 MAR 1987 | WELLINGTON PHOENIX (NZL) | 0 | 0 |
| 2 | SCOTT Aaron | D | 1.77/5'10" | 72/159 | 18 JUL 1986 | WELLINGTON PHOENIX (NZL) | 0 | 0 |
| 3 | HOGG Ian | D | 1.80/5'11" | 68/150 | 15 DEC 1989 | HAWKES BAY UNITED (NZL) | 0 | 0 |
| 4 | PEVERLEY Cole | M | 1.82/6'0" | 74/163 | 3 JUL 1988 | HAWKES BAY UNITED (NZL) | 0 | 0 |
| 5 | NELSEN Ryan | D | 1.85/6'1" | 89/196 | 18 OCT 1977 | BLACKBURN ROVERS (GBR) | 32 | 6 |
| 6 | BOXALL Michael | D | 1.90/6'3" | 95/209 | 18 AUG 1988 | UNIV. SANTA BARBARA (USA) | 0 | 0 |
| 7 | ELLIOTT Simon | M | 1.83/6'0" | 86/190 | 10 JUN 1974 | FULHAM (GBR) | 48 | 6 |
| 8 | HENDERSON Craig | M | 1.78/5'10" | 72/159 | 24 JUN 1987 | DARTMOUTH COLLEGE (USA) | 0 | 0 |
| 9 | ELLENSOHN Daniel | F | 1.85/6'1" | 81/179 | 9 AUG 1985 | TEAM WELLINGTON (NZL) | 1 | 0 |
| 10 | KILLEN Chris | F | 1.90/6'3" | 86/190 | 8 OCT 1981 | CELTIC (GBR) | 21 | 8 |
| 11 | BROCKIE Jeremy | M | 1.83/6'0" | 82/181 | 7 OCT 1987 | HAWKES BAY UNITED (NZL) | 7 | 0 |
| 12 | OLD Steven | D | 1.89/6'2" | 82/181 | 17 FEB 1986 | MACARTHUR RAMS (AUS) | 14 | 1 |
| 13 | VAN ROOYEN Shaun | M | 1.73/5'8" | 72/159 | 27 APR 1987 | WAIKATO UNITED (NZL) | 0 | 0 |
| 14 | TINKLER Cole | D | 1.82/6'0" | 75/165 | 5 MAY 1986 | TEAM WELLINGTON (NZL) | 0 | 0 |
| 15 | DRAPER Greg | F | 1.85/6'1" | 78/172 | 13 AUG 1989 | WELLINGTON PHOENIX (NZL) | 0 | 0 |
| 16 | JENKINS Sam | D | 1.78/5'10" | 74/163 | 17 FEB 1987 | HAWKES BAY UNITED (NZL) | 0 | 0 |
| 17 | MESSAM Sam | F | 1.93/6'4" | 91/201 | 2 MAR 1986 | HAWKES BAY UNITED (NZL) | 0 | 0 |
| 18 | LITTLE Liam | GK | 1.90/6'3" | 85/187 | 27 JUL 1986 | OTAGO UNITED (NZL) | 0 | 0 |

Team average age: 22 years 2 months

Team colours

Shirt
1st: White
2nd: Black

Shorts
White
Black

Socks
White
Black/White

Coach

JACOBS Stu (NZL)

Note:
Caps and goals are not subject to change as Olympic Football Tournament matches are not classed as international 'A' matches by FIFA.

Legend:
D Defender F Forward GK Goalkeeper Intl 'A' International 'A'
M Midfielder Pos Position

TEAM ROSTER As of 23 AUG 2008
球队名册 / COMPOSITION DE L'ÉQUIPE

SRB - Serbia

| No. | Name | Pos | Height m/ft in | Weight kg/lbs | Date of Birth | Club | Intl 'A' | |
|-----|----------------------|-----|-------------------|------------------|---------------|--------------------------|----------|-------|
| | | | | | | | Caps | Goals |
| 1 | STOJKOVIC Vladimir | GK | 1.96/6'5" | 94/207 | 28 JUL 1983 | SPORTING LISBON (POR) | 25 | 0 |
| 2 | JOVANOVIC Marko | D | 1.82/6'0" | 78/172 | 26 MAR 1988 | PARTIZAN (SRB) | 2 | 0 |
| 3 | KOLAROV Aleksandar | D | 1.87/6'2" | 83/183 | 10 NOV 1985 | LAZIO (ITA) | 12 | 2 |
| 4 | KACAR Gojko | D | 1.85/6'1" | 83/183 | 26 JAN 1987 | HERTHA BERLIN (GER) | 17 | 0 |
| 5 | RAJKOVIC Slobodan | D | 1.91/6'3" | 85/187 | 3 FEB 1989 | TWENTE ENSCHEDE (NED) | 15 | 0 |
| 6 | PAVLOVIC Predrag | M | 1.76/5'9" | 70/154 | 19 JUN 1986 | NAPREDAK (SRB) | 4 | 0 |
| 7 | SMILJANIC Milan | M | 1.83/6'0" | 76/168 | 19 NOV 1986 | ESPANYOL (ESP) | 18 | 1 |
| 8 | GULAN Nikola | M | 1.83/6'0" | 72/159 | 23 MAR 1989 | FIorentINA (ITA) | 6 | 0 |
| 9 | RAKIC Djordje | F | 1.87/6'2" | 82/181 | 31 OCT 1985 | RED BULL SALZBURG (AUT) | 18 | 2 |
| 11 | TOSIC Dusko | D | 1.85/6'1" | 79/174 | 19 JAN 1985 | WERDER BREMEN (GER) | 23 | 1 |
| 12 | TADIC Dusan | M | 1.81/5'11" | 76/168 | 20 NOV 1988 | VOJVODINA NOVI SAD (SRB) | 6 | 0 |
| 13 | FEJSA Ljubomir | M | 1.87/6'2" | 77/170 | 14 AUG 1988 | HAJDUK KULA (SRB) | 4 | 0 |
| 14 | MRDAKOVIC Miljan | F | 1.87/6'2" | 80/176 | 6 MAY 1982 | SHANDONG LUNENG (CHN) | 0 | 0 |
| 15 | ZIVKOVIC Aleksandar | D | 1.80/5'11" | 77/170 | 28 JUL 1977 | SHANDONG LUNENG (CHN) | 6 | 0 |
| 16 | TOMOVIC Nenad | D | 1.84/6'0" | 80/176 | 30 AUG 1987 | CRVENA ZVEZDA (SRB) | 2 | 0 |
| 17 | TOSIC Zoran | M | 1.71/5'7" | 69/152 | 28 APR 1987 | PARTIZAN (SRB) | 14 | 1 |
| 18 | STAMENKOVIC Sasa | GK | 1.94/6'4" | 84/185 | 5 JAN 1985 | NAPREDAK (SRB) | 0 | 0 |
| 19 | KALUDJEROVIC Andrija | F | 1.80/5'11" | 77/170 | 15 JUL 1987 | OFK BEOGRAD (SRB) | 4 | 0 |

Team average age: 22 years

| Team colours | Shirt | Shorts | Socks |
|--------------|-------|--------|-------|
| 1st: | Red | Blue | White |
| 2nd: | White | White | Red |
| 3rd: | Red | Blue | Red |

Coach: DJUKIC Miroslav (SRB)

Note:
Caps and goals are not subject to change as Olympic Football Tournament matches are not classed as international 'A' matches by FIFA.

Legend:
D Defender F Forward GK Goalkeeper Intl 'A' International 'A'
M Midfielder Pos Position

TEAM ROSTER As of 23 AUG 2008
球队名册 / COMPOSITION DE L'ÉQUIPE

USA - United States

| No. | Name | Pos | Height m/ft in | Weight kg/lbs | Date of Birth | Club | Intl 'A' | |
|-----|-------------------|-----|-------------------|------------------|---------------|------------------------|----------|-------|
| | | | | | | | Caps | Goals |
| 1 | SEITZ Chris | GK | 1.93/6'4" | 93/205 | 12 MAR 1987 | REAL SALT LAKE (USA) | 7 | 0 |
| 2 | WYNNE Marvell | D | 1.75/5'9" | 82/181 | 8 MAY 1986 | TORONTO FC (CAN) | 5 | 0 |
| 3 | OROZCO Michael | D | 1.83/6'0" | 74/163 | 7 FEB 1986 | REAL SAN LUIS (MEX) | 4 | 0 |
| 4 | BRADLEY Michael | M | 1.85/6'1" | 74/163 | 31 JUL 1987 | HEERENVEEN (NED) | 0 | 0 |
| 5 | McCARTY Dax | M | 1.73/5'8" | 66/146 | 30 APR 1987 | FC DALLAS (USA) | 5 | 0 |
| 6 | EDU Maurice | M | 1.80/5'11" | 75/165 | 18 APR 1986 | TORONTO FC (CAN) | 5 | 0 |
| 7 | HOLDEN Stuart | M | 1.78/5'10" | 72/159 | 1 AUG 1985 | HOUSTON DYNAMO (USA) | 6 | 0 |
| 8 | SZETELA Danny | M | 1.80/5'11" | 73/161 | 17 JUN 1987 | BRESCIA (ITA) | 0 | 0 |
| 9 | DAVIES Charlie | F | 1.78/5'10" | 77/170 | 25 JUN 1986 | HAMMARBY (SWE) | 6 | 1 |
| 10 | FEILHABER Benny | M | 1.75/5'9" | 73/161 | 19 JAN 1985 | DERBY COUNTY (GBR) | 1 | 0 |
| 11 | ADU Freddy | F | 1.70/5'7" | 66/146 | 2 JUN 1989 | BENFICA (POR) | 3 | 4 |
| 12 | ALTIDORE Jozy | F | 1.85/6'1" | 91/201 | 6 NOV 1989 | VILLARREAL (ESP) | 6 | 0 |
| 13 | IANNI Patrick | D | 1.85/6'1" | 82/181 | 15 JUN 1985 | HOUSTON DYNAMO (USA) | 5 | 1 |
| 14 | ROGERS Robbie | M | 1.80/5'11" | 75/165 | 12 MAY 1987 | COLUMBUS CREW (USA) | 2 | 1 |
| 15 | PARKHURST Michael | D | 1.80/5'11" | 75/165 | 24 JAN 1984 | NEW ENGLAND REV. (USA) | 0 | 0 |
| 16 | KLJESTAN Sacha | M | 1.85/6'1" | 75/165 | 9 SEP 1985 | CHIVAS USA (USA) | 7 | 1 |
| 17 | McBRIDE Brian | F | 1.83/6'0" | 77/170 | 19 JUN 1972 | CHICAGO FIRE (USA) | 0 | 0 |
| 18 | GUZAN Brad | GK | 1.93/6'4" | 98/216 | 9 SEP 1984 | ASTON VILLA (GBR) | 0 | 0 |

Team average age: 22 years 7 months

| Team colours | Shirt | Shorts | Socks |
|--------------|-------|-----------------|-----------------|
| 1st: White | Blue | White/Navy Blue | Blue |
| 2nd: Grey | White | Grey/Light Grey | White |
| 3rd: White | White | White/Navy Blue | Grey/Light Grey |
| 4th: White | Blue | Grey/Light Grey | Blue |

Coach: NOWAK Peter (POL)

Note:
Caps and goals are not subject to change as Olympic Football Tournament matches are not classed as international 'A' matches by FIFA.

Legend:
D Defender **F** Forward **GK** Goalkeeper **Intl 'A'** International 'A'
M Midfielder **Pos** Position

COMPETITION SUMMARY As of 23 AUG 2008

比赛成绩总表 / RÉSUMÉ DE LA COMPÉTITION

Group A

| Rank | Team | Pts | MP | W | D | L | GF | GA | GD |
|------|------|-----|----|---|---|---|----|----|----|
| 1 | ARG | 9 | 3 | 3 | 0 | 0 | 5 | 1 | 4 |
| 2 | CIV | 6 | 3 | 2 | 0 | 1 | 6 | 4 | 2 |
| 3 | AUS | 1 | 3 | 0 | 1 | 2 | 1 | 3 | -2 |
| 4 | SRB | 1 | 3 | 0 | 1 | 2 | 3 | 7 | -4 |

| Team | ARG | CIV | AUS | SRB |
|------|-----|-----|-----|-----|
| ARG | | 2:1 | 1:0 | 2:0 |
| CIV | 1:2 | | 1:0 | 4:2 |
| AUS | 0:1 | 0:1 | | 1:1 |
| SRB | 0:2 | 2:4 | 1:1 | |

Group B

| Rank | Team | Pts | MP | W | D | L | GF | GA | GD |
|------|------|-----|----|---|---|---|----|----|----|
| 1 | NGR | 7 | 3 | 2 | 1 | 0 | 4 | 2 | 2 |
| 2 | NED | 5 | 3 | 1 | 2 | 0 | 3 | 2 | 1 |
| 3 | USA | 4 | 3 | 1 | 1 | 1 | 4 | 4 | 0 |
| 4 | JPN | 0 | 3 | 0 | 0 | 3 | 1 | 4 | -3 |

| Team | NGR | NED | USA | JPN |
|------|-----|-----|-----|-----|
| NGR | | 0:0 | 2:1 | 2:1 |
| NED | 0:0 | | 2:2 | 1:0 |
| USA | 1:2 | 2:2 | | 1:0 |
| JPN | 1:2 | 0:1 | 0:1 | |

Group C

| Rank | Team | Pts | MP | W | D | L | GF | GA | GD |
|------|------|-----|----|---|---|---|----|----|----|
| 1 | BRA | 9 | 3 | 3 | 0 | 0 | 9 | 0 | 9 |
| 2 | BEL | 6 | 3 | 2 | 0 | 1 | 3 | 1 | 2 |
| 3 | CHN | 1 | 3 | 0 | 1 | 2 | 1 | 6 | -5 |
| 4 | NZL | 1 | 3 | 0 | 1 | 2 | 1 | 7 | -6 |

| Team | BRA | BEL | CHN | NZL |
|------|-----|-----|-----|-----|
| BRA | | 1:0 | 3:0 | 5:0 |
| BEL | 0:1 | | 2:0 | 1:0 |
| CHN | 0:3 | 0:2 | | 1:1 |
| NZL | 0:5 | 0:1 | 1:1 | |

Group D

| Rank | Team | Pts | MP | W | D | L | GF | GA | GD |
|------|------|-----|----|---|---|---|----|----|----|
| 1 | ITA | 7 | 3 | 2 | 1 | 0 | 6 | 0 | 6 |
| 2 | CMR | 5 | 3 | 1 | 2 | 0 | 2 | 1 | 1 |
| 3 | KOR | 4 | 3 | 1 | 1 | 1 | 2 | 4 | -2 |
| 4 | HON | 0 | 3 | 0 | 0 | 3 | 0 | 5 | -5 |

| Team | ITA | CMR | KOR | HON |
|------|-----|-----|-----|-----|
| ITA | | 0:0 | 3:0 | 3:0 |
| CMR | 0:0 | | 1:1 | 1:0 |
| KOR | 0:3 | 1:1 | | 1:0 |
| HON | 0:3 | 0:1 | 0:1 | |

Classification

Quarter-finals

NGR
Match 28
SAT 16 AUG

CIV

ITA
Match 26
SAT 16 AUG

BEL

ARG
Match 27
SAT 16 AUG

NED

BRA
Match 25
SAT 16 AUG

CMR

Semi-finals

Match 29
TUE 19 AUG

NGR 2:0 (1:0)

BEL 2:3 (1:2)

Match 30
TUE 19 AUG

ARG 2:1 AET (1:1, 1:1)

BRA 2:0 AET

Gold Medal Match

Match 32
SAT 23 AUG

NGR 4:1 (1:0)

ARG 0:1 (0:0)

Match 31
FRI 22 AUG

ARG 3:0 (0:0)

Bronze Medal Match

BEL

Match 31
FRI 22 AUG

BRA 0:3 (0:2)

Final Standings

| Medal | Rank | Team |
|--------|------|------|
| Gold | 1 | ARG |
| Silver | 2 | NGR |
| Bronze | 3 | BRA |
| | 4 | BEL |
| | 5 | ITA |
| | 6 | CIV |
| | 7 | NED |
| | 8 | CMR |
| | 9 | USA |
| | 10 | KOR |
| | 11 | AUS |
| | 12 | SRB |
| | 13 | CHN |
| | 14 | NZL |
| | 15 | JPN |
| | 16 | HON |

Note:
If teams are level on points after the first stage, ranking will be decided according to the Competition Regulations.

| Legend: | AET | GF | W | D | L | Drawn | Lost | GA | MP | Goals Against | Matches Played | GD | Pts | Goal Difference | Points |
|---------|------------------|-----------|-----|-------|------|---------------|----------------|-----------------|--------|---------------|----------------|----|-----|-----------------|--------|
| | After Extra Time | Goals For | Won | Drawn | Lost | Goals Against | Matches Played | Goal Difference | Points | | | | | | |



SHANGHAI STADIUM
上海体育场
STADE DE SHANGHAI

THU 星期四 JEU
7 AUG 2008
17:00

FOOTBALL
足球 / FOOTBALL

MEN
男子项目 / HOMMES

FIRST ROUND - GROUP A - MATCH 1
小组赛 - A组 - 第1场 / ÉLIMINATOIRES - GROUPE A - MATCH 1



MATCH REPORT

比赛报告 / RAPPORT DE MATCH

AUS - SRB
1:1 (0:0)

Attendance: 36,184

Match Officials:

Referee: DAMON Jerome (RSA)
4th Official: EINWALLER Thomas (AUT)
Match Commissioner: MEMENE Seyi (TOG)

Assistant Referee 1: MOLEFE Enock (RSA)
Assistant Referee 2: NTAGUNGIRA Celestin (RWA)
General Coordinator: JOHN Windsor (MAS)

Goals Scored:

ZADKOVICH Ruben (AUS) 69', RAJKOVIC Slobodan (SRB) 78'

AUS - Australia

[1] FEDERICI Adam (GK)
[2] NORTH Jade
[4] MILLIGAN Mark (C) (-66')
[5] SPIRANOVIC Matthew
[6] TOPOR-STANLEY Nikolai
[8] MUSIALIK Stuart
[10] THOMPSON Archie (-76')
[11] CARNEY David
[12] McCLENAHAN Trent
[13] ZADKOVICH Ruben
[17] RUKAVYTSYA Nikita (-88')

Substitutes:

[3] LEIJER Adrian
[7] KILKENNY Neil
[9] BRIDGE Mark (+88')
[14] TROISI James
[15] SARKIES Kristian (+76')
[16] CELESKI Billy (+66')
[18] VELAPHI Tando (GK)

Coach: ARNOLD Graham (AUS)

Cautions:

SPIRANOVIC Matthew (AUS) 50', McCLENAHAN Trent (AUS) 60', TOSIC Zoran (SRB) 79'

Expulsions:

None

Additional Time:

first half: 2 min., second half: 4 min.

SRB - Serbia

[1] STOJKOVIC Vladimir (GK) (C)
[2] JOVANOVIC Marko
[3] KOLAROV Aleksandar
[5] RAJKOVIC Slobodan
[7] SMILJANIC Milan
[8] GULAN Nikola (-73')
[9] RAKIC Djordje (-56')
[12] TADIC Dusan
[13] FEJSA Ljubomir (-77')
[16] TOMOVIC Nenad
[17] TOSIC Zoran

Substitutes:

[4] KACAR Gojko (+73')
[6] PAVLOVIC Predrag
[11] TOSIC Dusko
[14] MRDAKOVIC Miljan (+56')
[15] ZIVKOVIC Aleksandar (+77')
[18] STAMENKOVIC Sasa (GK)
[19] KALUDJEROVIC Andrija

Coach: DJUKIC Miroslav (SRB)

MATCH REPORT

比赛报告 / RAPPORT DE MATCH

AUS - SRB
1:1 (0:0)

Attendance: 36,184

AUS - Australia

7
6
20
1
0
0
2
0
2
0
0
49%
25

STATISTICS

Shots
Shots on Goal
Fouls
Corner Kicks
Free Kicks
Penalty Kicks
Offsides
Own Goals
Cautions (Yellow Cards)
Expulsions (2nd Yellow)
Expulsions (Red Cards)
Ball Possession
Actual Playing Time

SRB - Serbia

22
14
13
14
4
0
0
0
1
0
0
51%
26

| AUS - Australia | | | | | | | | | | | | |
|--------------------|-----------------------|-----|-----|----|----|------|-----|-------|----|---|------|---|
| No. | Name | Pos | Min | GF | GA | SG/S | PK | Fouls | | Y | 2Y=R | R |
| | | | | | | | | FC | FS | | | |
| 1 | FEDERICI Adam | GK | 90 | | 1 | | | | | | | |
| 2 | NORTH Jade | D | 90 | | | | | 1 | 2 | | | |
| 4 | MILLIGAN Mark (C) | D | 66 | | | | | 1 | 2 | | | |
| 5 | SPIRANOVIC Matthew | D | 90 | | | 1/1 | | 3 | 1 | 1 | | |
| 6 | TOPOR-STANLEY Nikolai | D | 90 | | | | | 6 | | | | |
| 8 | MUSIALIK Stuart | M | 90 | | | | | | 1 | | | |
| 10 | THOMPSON Archie | F | 76 | | | 0/1 | | 1 | | | | |
| 11 | CARNEY David | M | 90 | | | 1/1 | | 3 | 2 | | | |
| 12 | McCLENAHAN Trent | D | 90 | | | | | 1 | 3 | 1 | | |
| 13 | ZADKOVICH Ruben | M | 90 | 1 | | 1/1 | | 2 | | | | |
| 17 | RUHAVYTSYA Nikita | F | 88 | | | 1/1 | | 1 | 1 | | | |
| Substitutes | | | | | | | | | | | | |
| 9 | BRIDGE Mark | F | 2 | | | | | | | | | |
| 15 | SARKIES Kristian | M | 14 | | | 1/1 | | | | | | |
| 16 | CELESKI Billy | M | 24 | | | 1/1 | | 1 | 1 | | | |
| Totals | | | | | 1 | 1 | 6/7 | 20 | 13 | 2 | | |

| SRB - Serbia | | | | | | | | | | | | |
|--------------------|------------------------|-----|-----|----|----|------|-------|-------|----|---|------|---|
| No. | Name | Pos | Min | GF | GA | SG/S | PK | Fouls | | Y | 2Y=R | R |
| | | | | | | | | FC | FS | | | |
| 1 | STOJKOVIC Vladimir (C) | GK | 90 | | 1 | | | | 1 | | | |
| 2 | JOVANOVIC Marko | D | 90 | | | | | | 2 | | | |
| 3 | KOLAROV Aleksandar | D | 90 | | | | | 1 | 2 | | | |
| 5 | RAJKOVIC Slobodan | D | 90 | 1 | | 1/3 | | 1 | | | | |
| 7 | SMILJANIC Milan | M | 90 | | | 1/1 | | 1 | 1 | | | |
| 8 | GULAN Nikola | M | 73 | | | | | 2 | | | | |
| 9 | RAKIC Djordje | F | 56 | | | 1/1 | | 3 | 5 | | | |
| 12 | TADIC Dusan | M | 90 | | | 2/3 | | | 2 | | | |
| 13 | FEJSA Ljubomir | M | 77 | | | 0/1 | | 1 | 2 | | | |
| 16 | TOMOVIĆ Nenad | D | 90 | | | 0/1 | | | 1 | | | |
| 17 | TOSIC Zoran | M | 90 | | | 7/9 | | 2 | 3 | 1 | | |
| Substitutes | | | | | | | | | | | | |
| 4 | KACAR Gojko | D | 17 | | | 1/1 | | 1 | 1 | | | |
| 14 | MRĐAKOVIĆ Miljan | F | 34 | | | 1/2 | | | | | | |
| 15 | ZIVKOVIĆ Aleksandar | D | 13 | | | | | 1 | | | | |
| Totals | | | | | 1 | 1 | 14/22 | 13 | 20 | 1 | | |

| Legend: | | | | | |
|---------|----------------------------------|------|-----------------------|------|---------------------|
| -nn | Time when player substituted out | (C) | Captain | | |
| +nn | Time when player substituted in | 2Y=R | 2nd Yellow = Red Card | D | Defender |
| F | Forward | FC | Fouls Committed | GA | Goals Against |
| GF | Goals For | GK | Goalkeeper | Min | Minutes Played |
| PK | Penalty Kicks (Goals/Shots) | Pos | Position | SG/S | Shots on Goal/Shots |
| Y | Cautions (Yellow Cards) | | | | |

MATCH REPORT

比赛报告 / RAPPORT DE MATCH

CIV - ARG
1:2 (0:1)

Attendance: 43,266

Match Officials:

Referee: STARK Wolfgang (GER)
4th Official: EINWALLER Thomas (AUT)
Match Commissioner: DANIEL Victor (GRN)

Assistant Referee 1: WEZEL Volker (GER)
Assistant Referee 2: SALVER Jan-Hendrik (GER)
General Coordinator: JOHN Windsor (MAS)

Goals Scored:

MESSI Lionel (ARG) 43', CISSE Sekou (CIV) 53', ACOSTA Lautaro (ARG) 86'

CIV - Côte d'Ivoire

[1] ANGBAN Vincent (GK)
[2] WAWA Serge
[3] DIARRASSOUBA Ousm. Viera
[5] ANGOUA Brou
[6] KAMBOU Herve
[7] COULIBALY Kafoumba
[8] KALOU Salomon
[12] BAGAYOKO Mamadou
[14] GERVINHO (C)
[17] N GOSSAN Antoine (-63')
[18] CISSE Sekou (-74')

Substitutes:

[4] BAMBA Souleymane
[9] DJA DJEDJE Franck (+63')
[11] MOURA-KOMENAN Anthony (+74')
[13] GUIE-GUIE Abraham
[15] TAMLA Ladj
[16] OKOUA Christian (GK)
[10] KONE Emmanuel (N)

Coach: GILI Gerard (FRA)

Cautions:

KALOU Salomon (CIV) 45', KAMBOU Herve (CIV) 59', AGUERO Sergio (ARG) 62', RIQUELME Juan (ARG) 75'

Expulsions:

None

Additional Time:

first half: 1 min., second half: 4 min.

ARG - Argentina

[1] USTARI Oscar (GK)
[2] GARAY Ezequiel
[3] MONZON Luciano
[4] ZABALETA Pablo
[5] GAGO Fernando
[9] LAVEZZI Ezequiel (-63')
[10] RIQUELME Juan (C)
[12] PAREJA Nicolas
[14] MASCHERANO Javier
[15] MESSI Lionel (-94')
[16] AGUERO Sergio (-80')

Substitutes:

[6] FAZIO Federico
[7] SOSA Jose (+94')
[8] BANEGA Ever
[11] DI MARIA Angel (+63')
[13] ACOSTA Lautaro (+80')
[17] BUONANOTTE Diego
[18] ROMERO Sergio (GK)

Coach: BATISTA Sergio (ARG)

MATCH REPORT

比赛报告 / RAPPORT DE MATCH

CIV - ARG
1:2 (0:1)

Attendance: 43,266

CIV - Côte d'Ivoire

10
5
19
4
1
0
2
0
2
0
0
43%
23

STATISTICS

Shots
Shots on Goal
Fouls
Corner Kicks
Free Kicks
Penalty Kicks
Offsides
Own Goals
Cautions (Yellow Cards)
Expulsions (2nd Yellow)
Expulsions (Red Cards)
Ball Possession
Actual Playing Time

ARG - Argentina

12
8
14
0
2
0
3
0
2
0
0
57%
31

| CIV - Côte d'Ivoire | | | | | | | | | | | | | |
|---------------------|--------------------------|-----|-----|----|----|------|------|-------|----|----|------|---|--|
| No. | Name | Pos | Min | GF | GA | SG/S | PK | Fouls | | Y | 2Y=R | R | |
| | | | | | | | | FC | FS | | | | |
| 1 | ANGBAN Vincent | GK | 90 | | 2 | | | | | | | | |
| 2 | WAWA Serge | D | 90 | | | 0/1 | | | | | | | |
| 3 | DIARRASSOUBA Ousm. Viera | D | 90 | | | | | 2 | | | | | |
| 5 | ANGOUA Brou | D | 90 | | | 0/1 | | 1 | 1 | | | | |
| 6 | KAMBOU Herve | M | 90 | | | | | 1 | | 1 | | | |
| 7 | COULIBALY Kafoumba | M | 90 | | | 1/1 | | 5 | 4 | | | | |
| 8 | KALOU Salomon | F | 90 | | | | | 1 | 5 | 1 | | | |
| 12 | BAGAYOKO Mamadou | D | 90 | | | 0/1 | | 2 | | | | | |
| 14 | GERVINHO (C) | F | 90 | | | 2/4 | | 2 | 2 | | | | |
| 17 | N GOSSAN Antoine | F | 63 | | | | | 2 | | | | | |
| 18 | CISSE Sekou | F | 74 | 1 | | 1/1 | | 2 | 1 | | | | |
| Substitutes | | | | | | | | | | | | | |
| 9 | DJA DJEDJE Franck | F | 27 | | | | | 1 | | | | | |
| 11 | MOURA-KOMENAN Anthony | M | 16 | | | 1/1 | | | | | | | |
| Totals | | | | | 1 | 2 | 5/10 | | 19 | 13 | 2 | | |

| ARG - Argentina | | | | | | | | | | | | | |
|--------------------|-------------------|-----|-----|----|----|------|------|-------|----|----|------|---|--|
| No. | Name | Pos | Min | GF | GA | SG/S | PK | Fouls | | Y | 2Y=R | R | |
| | | | | | | | | FC | FS | | | | |
| 1 | USTARI Oscar | GK | 90 | | 1 | | | | | | | | |
| 2 | GARAY Ezequiel | D | 90 | | | | | 1 | 1 | | | | |
| 3 | MONZON Luciano | D | 90 | | | | | | 3 | | | | |
| 4 | ZABALETA Pablo | D | 90 | | | 0/1 | | 1 | 1 | | | | |
| 5 | GAGO Fernando | M | 90 | | | | | 1 | 2 | | | | |
| 9 | LAVEZZI Ezequiel | F | 63 | | | 1/1 | | | 3 | | | | |
| 10 | RIQUELME Juan (C) | M | 90 | | | 0/1 | | | 1 | 1 | | | |
| 12 | PAREJA Nicolas | D | 90 | | | | | 1 | 1 | | | | |
| 14 | MASCHERANO Javier | M | 90 | | | | | 5 | 1 | | | | |
| 15 | MESSI Lionel | F | 89 | 1 | | 2/2 | | 2 | 5 | | | | |
| 16 | AGUERO Sergio | F | 80 | | | 2/4 | | 2 | 1 | 1 | | | |
| Substitutes | | | | | | | | | | | | | |
| 7 | SOSA Jose | M | 1 | | | | | | | | | | |
| 11 | DI MARIA Angel | M | 27 | | | 2/2 | | 1 | | | | | |
| 13 | ACOSTA Lautaro | F | 10 | | 1 | 1/1 | | | | | | | |
| Totals | | | | | 2 | 1 | 8/12 | | 14 | 19 | 2 | | |

| Legend: | | | | | |
|---------|----------------------------------|------|-----------------------------|-----|------------------------|
| -nn | Time when player substituted out | (C) | Captain | | |
| +nn | Time when player substituted in | 2Y=R | 2nd Yellow = Red Card | D | Defender |
| F | Forward | FC | Fouls Committed | GA | Goals Against |
| GF | Goals For | GK | Goalkeeper | Min | Minutes Played |
| N | Not eligible to play | PK | Penalty Kicks (Goals/Shots) | R | Expulsions (Red Cards) |
| SG/S | Shots on Goal/Shots | Y | Cautions (Yellow Cards) | | |

MATCH REPORT

比赛报告 / RAPPORT DE MATCH

JPN - USA
0:1 (0:0)

Attendance: 57,102

Match Officials:

Referee: DIATTA Badara (SEN)
4th Official: LANNOY Stephane (FRA)
Match Commissioner: NSEKERA Lydia (BDI)

Assistant Referee 1: MENKOUANDE Evarist (CMR)
Assistant Referee 2: HASSANI Bechir (TUN)
General Coordinator: TINOCO Rafael (GUA)

Goals Scored:

HOLDEN Stuart (USA) 47'

JPN - Japan

[1] NISHIKAWA Shusaku (GK)
[4] MIZUMOTO Hiroki (C)
[5] NAGATOMO Yuto
[6] MORISHIGE Masato
[7] UCHIDA Atsuto
[8] HONDA Keisuke
[10] KAJIYAMA Yohei (-64')
[12] TANIGUCHI Hiroyuki
[14] KAGAWA Shinji (-83')
[15] MORIMOTO Takayuki (-72')
[16] HONDA Takuya

Substitutes:

[2] HOSOGAI Hajime
[3] YOSHIDA Maya
[9] TOYODA Yohei (+72')
[11] OKAZAKI Shinji (+83')
[13] YASUDA Michihiro
[17] LEE Tadanari (+64')
[18] YAMAMOTO Kaito (GK)

Coach: SORIMACHI Yasuharu (JPN)

Cautions:

ADU Freddy (USA) 51', BRADLEY Michael (USA) 65', HONDA Keisuke (JPN) 73', HONDA Takuya (JPN) 77', GUZAN Brad (USA) 90'

Expulsions:

None

Additional Time:

first half: 1 min., second half: 4 min.

USA - United States

[18] GUZAN Brad (GK)
[2] WYNNE Marvell
[3] OROZCO Michael
[4] BRADLEY Michael
[6] EDU Maurice
[7] HOLDEN Stuart (-82')
[11] ADU Freddy
[14] ROGERS Robbie (-86')
[15] PARKHURST Michael
[16] KLJESTAN Sacha
[17] McBRIDE Brian (C) (-74')

Substitutes:

[1] SEITZ Chris (GK)
[5] McCARTY Dax
[8] SZETELA Danny (+86')
[9] DAVIES Charlie
[10] FEILHABER Benny (+82')
[12] ALTIDORE Jozy (+74')
[13] IANNI Patrick

Coach: NOWAK Peter (POL)

MATCH REPORT

比赛报告 / RAPPORT DE MATCH

JPN - USA
0:1 (0:0)

Attendance: 57,102

JPN - Japan

8
2
18
5
0
0
4
0
2
0
0
59%
29

STATISTICS

Shots
Shots on Goal
Fouls
Corner Kicks
Free Kicks
Penalty Kicks
Offsides
Own Goals
Cautions (Yellow Cards)
Expulsions (2nd Yellow)
Expulsions (Red Cards)
Ball Possession
Actual Playing Time

USA - United States

8
4
15
2
0
0
2
0
3
0
0
41%
20

| JPN - Japan | | | | | | | | | | | | |
|--------------------|---------------------|-----|-----|----|----|------|----|-------|----|---|------|---|
| No. | Name | Pos | Min | GF | GA | SG/S | PK | Fouls | | Y | 2Y=R | R |
| | | | | | | | | FC | FS | | | |
| 1 | NISHIKAWA Shusaku | GK | 90 | | 1 | | | | | | | |
| 4 | MIZUMOTO Hiroki (C) | D | 90 | | | | | 2 | | | | |
| 5 | NAGATOMO Yuto | D | 90 | | | | | 1 | | | | |
| 6 | MORISHIGE Masato | D | 90 | | | 0/1 | | 3 | 3 | | | |
| 7 | UCHIDA Atsuto | D | 90 | | | | | | 2 | | | |
| 8 | HONDA Keisuke | M | 90 | | | 1/1 | | 2 | 3 | 1 | | |
| 10 | KAJIYAMA Yohei | M | 64 | | | | | | | | | |
| 12 | TANIGUCHI Hiroyuki | M | 90 | | | 1/3 | | 2 | 2 | | | |
| 14 | KAGAWA Shinji | M | 83 | | | | | | 2 | | | |
| 15 | MORIMOTO Takayuki | F | 72 | | | 0/1 | | 3 | | | | |
| 16 | HONDA Takuya | M | 90 | | | | | 4 | 3 | 1 | | |
| Substitutes | | | | | | | | | | | | |
| 9 | TOYODA Yohei | F | 18 | | | 0/1 | | 1 | | | | |
| 11 | OKAZAKI Shinji | F | 7 | | | | | | | | | |
| 17 | LEE Tadanari | F | 26 | | | 0/1 | | | | | | |
| Totals | | | | | 1 | 2/8 | | 18 | 15 | 2 | | |

| USA - United States | | | | | | | | | | | | |
|---------------------|-------------------|-----|-----|----|----|------|----|-------|----|---|------|---|
| No. | Name | Pos | Min | GF | GA | SG/S | PK | Fouls | | Y | 2Y=R | R |
| | | | | | | | | FC | FS | | | |
| 18 | GUZAN Brad | GK | 90 | | | | | | | 1 | | |
| 2 | WYNNE Marvell | D | 90 | | | | | 1 | 1 | | | |
| 3 | OROZCO Michael | D | 90 | | | 0/1 | | 2 | 2 | | | |
| 4 | BRADLEY Michael | M | 90 | | | 2/2 | | | | 1 | | |
| 6 | EDU Maurice | M | 90 | | | | | | 3 | | | |
| 7 | HOLDEN Stuart | M | 82 | 1 | | 1/1 | | | 2 | | | |
| 11 | ADU Freddy | F | 90 | | | 1/3 | | 5 | 3 | 1 | | |
| 14 | ROGERS Robbie | M | 86 | | | 0/1 | | | | | | |
| 15 | PARKHURST Michael | D | 90 | | | | | 1 | | | | |
| 16 | KLJESTAN Sacha | M | 90 | | | | | 3 | | | | |
| 17 | McBRIDE Brian (C) | F | 74 | | | | | 1 | 6 | | | |
| Substitutes | | | | | | | | | | | | |
| 8 | SZETELA Danny | M | 4 | | | | | | | | | |
| 10 | FEILHABER Benny | M | 8 | | | | | | 1 | | | |
| 12 | ALTIDORE Jozy | F | 16 | | | | | 2 | 1 | | | |
| Totals | | | | 1 | | 4/8 | | 15 | 19 | 3 | | |

| Legend: | | | | | |
|---------|----------------------------------|------|-----------------------|------|---------------------|
| -nn | Time when player substituted out | (C) | Captain | | |
| +nn | Time when player substituted in | 2Y=R | 2nd Yellow = Red Card | D | Defender |
| F | Forward | FC | Fouls Committed | GA | Goals Against |
| GF | Goals For | GK | Goalkeeper | Min | Minutes Played |
| PK | Penalty Kicks (Goals/Shots) | Pos | Position | SG/S | Shots on Goal/Shots |
| Y | Cautions (Yellow Cards) | | | | |

MATCH REPORT

比赛报告 / RAPPORT DE MATCH

NED - NGR
0:0

Attendance: 52,390

Match Officials:

Referee: POZO Pablo (CHI)
4th Official: LANNOY Stephane (FRA)
Match Commissioner: RAKHIMOV Bakhtier (UZB)

Assistant Referee 1: DIAZ Julio (CHI)
Assistant Referee 2: BASUALTO Patricio (CHI)
General Coordinator: TINOCO Rafael (GUA)

NED - Netherlands

[18] VERMEER Kenneth (GK)
[2] ZUIVERLOON Gianni
[3] MARCELLIS Dirk
[4] JALIENS Kew
[7] DE GUZMAN Jonathan
[8] EMANUELSON Urby (-81')
[9] MAKAAY Roy (C) (-46' HT)
[11] BABEL Ryan
[12] MADURO Hedwiges (-46' HT)
[13] JONG-A-PIN Calvin
[15] DRENTHE Royston

Substitutes:

[1] VELTHUIZEN Piet (GK)
[5] PIETERS Erik
[6] LUIJCKX Kees
[10] SIBON Gerald (+46' HT)
[14] SNO Evander (+46' HT)
[16] BEERENS Roy
[17] BAKKAL Otman (+81')

Coach: DE HAAN Foppe (NED)

Cautions:

APAM Onyekachi (NGR) 20', JALIENS Kew (NED) 56', ADEFEMI Olubayo (NGR) 60', OGBUKE Chinedu (NGR) 74'

Expulsions:

SNO Evander (NED) 92'

Additional Time:

first half: 1 min., second half: 3 min.

NGR - Nigeria

[1] VANZEKIN Ambruse (GK)
[2] OKONKWO Chibuzor
[4] APAM Onyekachi
[5] ADELEYE Dele
[8] KAITA Sani
[9] OBINNA Victor
[10] ISAAC Promise (C) (-88')
[11] OKORONKWO Solomon (-70')
[12] AJILORE Ebenezer
[13] ADEFEMI Olubayo
[14] ODEMWINGIE Peter (-80')

Substitutes:

[6] JAMES Monday
[7] OGBUKE Chinedu (+70')
[16] ANICHEBE Victor (+80')
[17] EKPO Emmanuel (+88')
[18] EZENWA Ikechukwu (GK)
[19] OLUFEMI Oladapo
[15] AMBROSE Efe (A)

Coach: SIASIA Samson (NGR)

MATCH REPORT

比赛报告 / RAPPORT DE MATCH

NED - NGR
0:0

Attendance: 52,390

NED - Netherlands

7
4
16
5
4
0
3
0
1
0
1
51%
33

STATISTICS

Shots
Shots on Goal
Fouls
Corner Kicks
Free Kicks
Penalty Kicks
Offsides
Own Goals
Cautions (Yellow Cards)
Expulsions (2nd Yellow)
Expulsions (Red Cards)
Ball Possession
Actual Playing Time

NGR - Nigeria

24
16
17
4
4
0
0
0
3
0
0
49%
32

| NED - Netherlands | | | | | | | | | | | | |
|--------------------|--------------------|-----|-----|----|----|------|----|-------|----|---|------|---|
| No. | Name | Pos | Min | GF | GA | SG/S | PK | Fouls | | Y | 2Y=R | R |
| | | | | | | | | FC | FS | | | |
| 18 | VERMEER Kenneth | GK | 90 | | | | | | | | | |
| 2 | ZUIVERLOON Gianni | D | 90 | | | | | 5 | 2 | | | |
| 3 | MARCELLIS Dirk | D | 90 | | | | | 1 | | | | |
| 4 | JALIENS Kew | D | 90 | | | | | 1 | | 1 | | |
| 7 | DE GUZMAN Jonathan | M | 90 | | | 0/1 | | 2 | 1 | | | |
| 8 | EMANUELSON Urby | M | 81 | | | | | 1 | 1 | | | |
| 9 | MAKAAY Roy (C) | F | 45 | | | 1/1 | | | | | | |
| 11 | BABEL Ryan | F | 90 | | | | | 1 | 1 | | | |
| 12 | MADURO Hedwiges | M | 45 | | | 1/1 | | 1 | | | | |
| 13 | JONG-A-PIN Calvin | D | 90 | | | 1/1 | | 1 | 3 | | | |
| 15 | DRENTHE Royston | M | 90 | | | | | 1 | 8 | | | |
| Substitutes | | | | | | | | | | | | |
| 10 | SIBON Gerald | F | 45 | | | 1/1 | | | | | | |
| 14 | SNO Evander | F | 44 | | | 0/2 | | 2 | | | | 1 |
| 17 | BAKKAL Otman | M | 9 | | | | | | | | | |
| Totals | | | | | | 4/7 | | 16 | 16 | 1 | | 1 |

| NGR - Nigeria | | | | | | | | | | | | |
|--------------------|-------------------|-----|-----|----|----|-------|----|-------|----|---|------|---|
| No. | Name | Pos | Min | GF | GA | SG/S | PK | Fouls | | Y | 2Y=R | R |
| | | | | | | | | FC | FS | | | |
| 1 | VANZEKIN Ambruse | GK | 90 | | | | | | | | | |
| 2 | OKONKWO Chibuzor | D | 90 | | | 2/3 | | | 1 | | | |
| 4 | APAM Onyekachi | D | 90 | | | | | 1 | 1 | 1 | | |
| 5 | ADELEYE Dele | D | 90 | | | 1/1 | | 1 | | | | |
| 8 | KAITA Sani | M | 90 | | | | | | | | | |
| 9 | OBINNA Victor | F | 90 | | | 3/5 | | 1 | 3 | | | |
| 10 | ISAAC Promise (C) | M | 88 | | | 2/2 | | | 2 | | | |
| 11 | OKORONKWO Solomon | F | 70 | | | 2/2 | | 2 | 1 | | | |
| 12 | AJILORE Ebenezer | M | 90 | | | 1/2 | | 3 | | | | |
| 13 | ADEFEMI Olubayo | D | 90 | | | | | 4 | 1 | 1 | | |
| 14 | ODEMWINGIE Peter | F | 80 | | | 3/6 | | 3 | 6 | | | |
| Substitutes | | | | | | | | | | | | |
| 7 | OGBUKE Chinedu | F | 20 | | | 2/2 | | 1 | | 1 | | |
| 16 | ANICHEBE Victor | F | 10 | | | 0/1 | | | | | | |
| 17 | EKPO Emmanuel | M | 2 | | | | | 1 | 1 | | | |
| Totals | | | | | | 16/24 | | 17 | 16 | 3 | | |

| Legend: | | | | | |
|---------|----------------------------------|------|-------------------------|-----|-----------------------------|
| -nn | Time when player substituted out | (C) | Captain | | |
| +nn | Time when player substituted in | 2Y=R | 2nd Yellow = Red Card | A | Absent |
| D | Defender | F | Forward | FS | Fouls Suffered |
| GA | Goals Against | GF | Goals For | HT | Half-time |
| M | Midfielder | Min | Minutes Played | PK | Penalty Kicks (Goals/Shots) |
| R | Expulsions (Red Cards) | SG/S | Shots on Goal/Shots | Pos | Position |
| | | Y | Cautions (Yellow Cards) | | |

MATCH REPORT

比赛报告 / RAPPORT DE MATCH

BRA - BEL
1:0 (0:0)

Attendance: 39,661

Match Officials:

Referee: AL GHAMDI Khalil (KSA)
4th Official: KASSAI Viktor (HUN)
Match Commissioner: ALUFURAI Martin (SOL)

Assistant Referee 1: AL GHAMDI Mohammed (KSA)
Assistant Referee 2: AL KADRIE Hamdi (SYR)
General Coordinator: PUCCI Stefano (ITA)

Goals Scored:

HERNANES (BRA) 79'

BRA - Brazil

[12] RENAN (GK)
[2] RAFINHA
[3] ALEX SILVA
[5] HERNANES
[6] MARCELO
[7] ANDERSON (-75')
[8] LUCAS
[9] ALEXANDRE PATO (-75')
[10] RONALDINHO (C)
[14] BRENO
[15] DIEGO (-85')

Substitutes:

[1] DIEGO ALVES (GK)
[11] RAMIRES (+85')
[13] ILSINHO
[16] THIAGO NEVES (+75')
[17] RAFAEL SOBIS
[18] JO (+75')
[4] THIAGO SILVA (I)

Coach: DUNGA (BRA)

Cautions:

MIRALLAS Kevin (BEL) 2', ANDERSON (BRA) 2', HERNANES (BRA) 2', KOMPANY Vincent (BEL) 24', POCOGNOLI Sebastien (BEL) 42', ALEX SILVA (BRA) 76', FELLAINI Marouane (BEL) 82', RENAN (BRA) 94'

Expulsions:

KOMPANY Vincent (BEL) 72' 2nd yellow, FELLAINI Marouane (BEL) 87' 2nd yellow

Additional Time:

first half: 1 min., second half: 5 min.

BEL - Belgium

[1] BAILLY Logan (GK)
[2] DE ROOVER Sepp
[3] KOMPANY Vincent
[4] VERMAELEN Thomas
[5] POCOGNOLI Sebastien
[6] FELLAINI Marouane
[7] DE MUL Tom (-83')
[9] MIRALLAS Kevin (-75')
[10] VERTONGHEN Jan
[11] MARTENS Maarten (C) (-63')
[18] DEMBELE Moussa

Substitutes:

[8] HAROUN Faris
[12] MA-KALAMBAY Yves (GK)
[13] CIMAN Laurent
[14] MULEMO Landry
[15] SIMAEYS Jeroen (+75')
[16] VANDEN BORRE Anthony (+83')
[17] DE SMET Stijn (+63')

Coach: DE SART Jean Francois (BEL)

MATCH REPORT

比赛报告 / RAPPORT DE MATCH

BRA - BEL
1:0 (0:0)

Attendance: 39,661

BRA - Brazil

8
3
15
4
4
0
3
0
4
0
0
67%
33

STATISTICS

Shots
Shots on Goal
Fouls
Corner Kicks
Free Kicks
Penalty Kicks
Offsides
Own Goals
Cautions (Yellow Cards)
Expulsions (2nd Yellow)
Expulsions (Red Cards)
Ball Possession
Actual Playing Time

BEL - Belgium

6
2
30
3
1
0
0
0
4
2
0
33%
16

| BRA - Brazil | | | | | | | | | | | | |
|--------------------|----------------|-----|-----|----|----|------|-----|-------|----|---|------|---|
| No. | Name | Pos | Min | GF | GA | SG/S | PK | Fouls | | Y | 2Y=R | R |
| | | | | | | | | FC | FS | | | |
| 12 | RENAN | GK | 90 | | | | | | | 1 | | |
| 2 | RAFINHA | D | 90 | | | | | | 3 | | | |
| 3 | ALEX SILVA | D | 90 | | | | | 2 | 3 | 1 | | |
| 5 | HERNANES | M | 90 | 1 | | 1/1 | | 1 | 4 | 1 | | |
| 6 | MARCELO | D | 90 | | | 0/1 | | | | | | |
| 7 | ANDERSON | M | 75 | | | 0/1 | | 1 | 3 | 1 | | |
| 8 | LUCAS | M | 90 | | | | | 3 | 4 | | | |
| 9 | ALEXANDRE PATO | F | 75 | | | 1/3 | | 2 | 3 | | | |
| 10 | RONALDINHO (C) | M | 90 | | | | | 3 | 3 | | | |
| 14 | BRENO | D | 90 | | | | | 2 | | | | |
| 15 | DIEGO | M | 85 | | | 0/1 | | 1 | 4 | | | |
| Substitutes | | | | | | | | | | | | |
| 11 | RAMIRES | M | 5 | | | | | | | | | |
| 16 | THIAGO NEVES | M | 15 | | | 1/1 | | | 1 | | | |
| 18 | JO | F | 15 | | | | | | | | | |
| Totals | | | | | 1 | | 3/8 | 15 | 29 | 4 | | |

| BEL - Belgium | | | | | | | | | | | | |
|--------------------|----------------------|-----|-----|----|----|------|----|-------|----|---|------|---|
| No. | Name | Pos | Min | GF | GA | SG/S | PK | Fouls | | Y | 2Y=R | R |
| | | | | | | | | FC | FS | | | |
| 1 | BAILLY Logan | GK | 90 | | 1 | | | | | | | |
| 2 | DE ROOVER Sepp | D | 90 | | | | | 1 | | | | |
| 3 | KOMPANY Vincent | D | 72 | | | | | 1 | 1 | 1 | 1 | |
| 4 | VERMAELEN Thomas | D | 90 | | | | | 1 | | | | |
| 5 | POCOGNOLI Sebastien | D | 90 | | | | | | | 1 | | |
| 6 | FELLAINI Marouane | M | 87 | | | 0/1 | | 4 | 3 | 1 | 1 | |
| 7 | DE MUL Tom | F | 83 | | | 1/2 | | 3 | 1 | | | |
| 9 | MIRALLAS Kevin | F | 75 | | | 0/2 | | 3 | 3 | 1 | | |
| 10 | VERTONGHEN Jan | M | 90 | | | | | 10 | 2 | | | |
| 11 | MARTENS Maarten (C) | M | 63 | | | | | 2 | 1 | | | |
| 18 | DEMBELE Moussa | F | 90 | | | | | 2 | 2 | | | |
| Substitutes | | | | | | | | | | | | |
| 15 | SIMAEYS Jeroen | D | 15 | | | | | | 1 | | | |
| 16 | VANDEN BORRE Anthony | M | 7 | | | | | | | | | |
| 17 | DE SMET Stijn | F | 27 | | | 1/1 | | 2 | | | | |
| Totals | | | | | 1 | 2/6 | | 30 | 14 | 4 | 2 | |

| Legend: | | | | | |
|---------|----------------------------------|------|-----------------------------|----|------------------------|
| -nn | Time when player substituted out | (C) | Captain | | |
| +nn | Time when player substituted in | 2Y=R | 2nd Yellow = Red Card | D | Defender |
| F | Forward | FC | Fouls Committed | GA | Goals Against |
| GF | Goals For | GK | Goalkeeper | I | Injured |
| Min | Minutes Played | PK | Penalty Kicks (Goals/Shots) | M | Midfielder |
| SG/S | Shots on Goal/Shots | Y | Cautions (Yellow Cards) | R | Expulsions (Red Cards) |

MATCH REPORT

比赛报告 / RAPPORT DE MATCH

CHN - NZL
1:1 (0:0)

Attendance: 41,407

Match Officials:

Referee: VAZQUEZ Martin (URU)
4th Official: KASSAI Viktor (HUN)
Match Commissioner: KOH John (SIN)

Assistant Referee 1: ESPINOSA Mauricio (URU)
Assistant Referee 2: NIEVAS Miguel (URU)
General Coordinator: PUCCI Stefano (ITA)

Goals Scored:

BROCKIE Jeremy (NZL) 53', DONG Fangzhuo (CHN) 88'

CHN - China

[1] QIU Shengjiong (GK)
[2] TAN Wangsong
[3] FENG Xiaoting
[4] YUAN Weiwei
[5] LI Weifeng
[6] ZHOU Haibin
[7] HAO Junmin (-57')
[8] ZHENG Zhi (C)
[9] GAO Lin (-55')
[10] HAN Peng (-78')
[12] CUI Peng

Substitutes:

[11] CHEN Tao (+57')
[13] SHEN Longyuan
[14] WAN Houliang
[15] JIANG Ning (+55')
[16] ZHAO Xuri
[17] DONG Fangzhuo (+78')
[18] LIU Zhenli (GK)

Coach: DUJKOVIC Ratomir (SRB)

Cautions:

ZHOU Haibin (CHN) 24', KILLEN Chris (NZL) 25', LI Weifeng (CHN) 25', OLD Steven (NZL) 28', FENG Xiaoting (CHN) 45', HOGG Ian (NZL) 89', BROCKIE Jeremy (NZL) 92', YUAN Weiwei (CHN) 93'

Expulsions:

OLD Steven (NZL) 39' 2nd yellow

Additional Time:

first half: 1 min., second half: 3 min.

NZL - New Zealand

[1] SPOONLEY Jacob (GK)
[2] SCOTT Aaron (-84')
[3] HOGG Ian
[4] PEVERLEY Cole (-80')
[5] NELSEN Ryan (C)
[7] ELLIOTT Simon
[8] HENDERSON Craig
[10] KILLEN Chris
[11] BROCKIE Jeremy
[12] OLD Steven
[16] JENKINS Sam (-41')

Substitutes:

[6] BOXALL Michael (+41')
[9] ELLEN SOHN Daniel
[13] VAN ROOYEN Shaun (+80')
[14] TINKLER Cole (+84')
[15] DRAPER Greg
[17] MESSAM Sam
[18] LITTLE Liam (GK)

Coach: JACOBS Stu (NZL)

MATCH REPORT

比赛报告 / RAPPORT DE MATCH

CHN - NZL
1:1 (0:0)

Attendance: 41,407

CHN - China

14
11
14
8
1
0
0
0
4
0
0
62%
28

STATISTICS

Shots 4
Shots on Goal 3
Fouls 12
Corner Kicks 5
Free Kicks 2
Penalty Kicks 0
Offsides 2
Own Goals 0
Cautions (Yellow Cards) 4
Expulsions (2nd Yellow) 1
Expulsions (Red Cards) 0
Ball Possession 38%
Actual Playing Time 17

NZL - New Zealand

4
3
12
5
2
0
2
0
4
1
0
38%
17

| CHN - China | | | | | | | | | | | | | |
|--------------------|----------------|-----|-----|----|----|------|-------|-------|----|----|------|---|--|
| No. | Name | Pos | Min | GF | GA | SG/S | PK | Fouls | | Y | 2Y=R | R | |
| | | | | | | | | FC | FS | | | | |
| 1 | QIU Shengqiong | GK | 90 | | 1 | | | | | | | | |
| 2 | TAN Wangsong | D | 90 | | | 1/1 | | | | | | | |
| 3 | FENG Xiaoting | D | 90 | | | | | 2 | | 1 | | | |
| 4 | YUAN Weiwei | D | 90 | | | 0/1 | | 2 | 1 | 1 | | | |
| 5 | LI Weifeng | D | 90 | | | | | 3 | 1 | 1 | | | |
| 6 | ZHOU Haibin | M | 90 | | | 1/1 | | 3 | 1 | 1 | | | |
| 7 | HAO Junmin | M | 57 | | | | | | | | | | |
| 8 | ZHENG Zhi (C) | M | 90 | | | 2/2 | | | 3 | | | | |
| 9 | GAO Lin | F | 55 | | | 1/2 | | | 1 | | | | |
| 10 | HAN Peng | F | 78 | | | 1/2 | | 2 | 4 | | | | |
| 12 | CUI Peng | M | 90 | | | 1/1 | | 1 | 1 | | | | |
| Substitutes | | | | | | | | | | | | | |
| 11 | CHEN Tao | F | 34 | | | 1/1 | | 1 | | | | | |
| 15 | JIANG Ning | F | 35 | | | 2/2 | | | | | | | |
| 17 | DONG Fangzhuo | F | 12 | 1 | | 1/1 | | | | | | | |
| Totals | | | | | 1 | 1 | 11/14 | | 14 | 12 | 4 | | |

| NZL - New Zealand | | | | | | | | | | | | | |
|--------------------|------------------|-----|-----|----|----|------|-----|-------|----|----|------|---|--|
| No. | Name | Pos | Min | GF | GA | SG/S | PK | Fouls | | Y | 2Y=R | R | |
| | | | | | | | | FC | FS | | | | |
| 1 | SPOONLEY Jacob | GK | 90 | | 1 | | | | | | | | |
| 2 | SCOTT Aaron | D | 84 | | | | | 1 | | | | | |
| 3 | HOGG Ian | D | 90 | | | | | 1 | | 1 | | | |
| 4 | PEVERLEY Cole | M | 80 | | | | | | 2 | | | | |
| 5 | NELSEN Ryan (C) | D | 90 | | | | | 1 | 1 | | | | |
| 7 | ELLIOTT Simon | M | 90 | | | | | 1 | | | | | |
| 8 | HENDERSON Craig | M | 90 | | | | | 2 | 3 | | | | |
| 10 | KILLEN Chris | F | 90 | | | 2/2 | | 3 | 6 | 1 | | | |
| 11 | BROCKIE Jeremy | M | 90 | 1 | | 1/2 | | | 2 | 1 | | | |
| 12 | OLD Steven | D | 39 | | | | | 2 | | 1 | 1 | | |
| 16 | JENKINS Sam | D | 41 | | | | | | | | | | |
| Substitutes | | | | | | | | | | | | | |
| 6 | BOXALL Michael | D | 49 | | | | | 1 | | | | | |
| 13 | VAN ROOYEN Shaun | M | 10 | | | | | | | | | | |
| 14 | TINKLER Cole | D | 6 | | | | | | | | | | |
| Totals | | | | | 1 | 1 | 3/4 | | 12 | 14 | 4 | 1 | |

| Legend: | | | | | |
|---------|----------------------------------|-----|-----------------|-----------------------|------------------------|
| -nn | Time when player substituted out | | (C) | Captain | |
| +nn | Time when player substituted in | | 2Y=R | 2nd Yellow = Red Card | D |
| F | Forward | FC | Fouls Committed | FS | Fouls Suffered |
| GF | Goals For | GK | Goalkeeper | M | Midfielder |
| PK | Penalty Kicks (Goals/Shots) | Pos | Position | R | Expulsions (Red Cards) |
| Y | Cautions (Yellow Cards) | | | SG/S | Shots on Goal/Shots |
| | | | | GA | Goals Against |
| | | | | Min | Minutes Played |

MATCH REPORT

比赛报告 / RAPPORT DE MATCH

HON - ITA
0:3 (0:2)

Attendance: 21,680

Match Officials:

Referee: SKOMINA Damir (SLO)
4th Official: MORADI Masoud (IRI)
Match Commissioner: ADOUM Djibrine (CHA)

Assistant Referee 1: AHAR Primoz (SLO)
Assistant Referee 2: STANCIN Marko (SLO)
General Coordinator: COMNINOS Patrick (GRE)

Goals Scored:

GIOVINCO Sebastian (ITA) 41', ROSSI Giuseppe (ITA) 45' penalty goal, ACQUAFRESCA Robert (ITA) 52' penalty goal

HON - Honduras

[1] HERNANDEZ Kevin (GK)
[2] ARZU Quiarol
[3] MOLINA David
[4] CABALLERO Samuel
[5] NORALES Erick
[7] MARTINEZ Emil
[8] PADILLA Rigoberto (-46' HT)
[9] PAVON Carlos
[11] RODAS Luis (-65')
[12] CLAROS Jorge (-61')
[13] THOMAS Hendry (C)

Substitutes:

[6] MORALES Oscar
[10] NUNEZ Ramon (+65')
[14] BERNARDEZ Jefferson
[15] LOPEZ Luis
[16] SANCHEZ Marvin (+61')
[17] ALVAREZ David (+46' HT)
[18] ENAMORADO Obed (GK)

Coach: YEARWOOD Gilberto (HON)

Cautions:

HERNANDEZ Kevin (HON) 51', CIGARINI Luca (ITA) 54', DE SILVESTRI Lorenzo (ITA) 81', THOMAS Hendry (HON) 87', ABATE Ignazio (ITA) 92'

Expulsions:

None

Additional Time:

first half: 1 min., second half: 3 min.

ITA - Italy

[1] VIVIANO Emiliano (GK)
[3] DE CEGLIE Paolo
[4] NOCERINO Antonio (C)
[5] CIGARINI Luca
[6] CRISCITO Domenico
[7] MONTOLIVO Riccardo
[10] GIOVINCO Sebastian (-79')
[11] ROSSI Giuseppe (-59')
[14] ACQUAFRESCA Robert
[15] BOCCHETTI Salvatore (-72')
[16] DE SILVESTRI Lorenzo

Substitutes:

[2] MOTTA Marco
[8] MARCHISIO Claudio (+79')
[9] ROCCHI Tommaso
[12] DESSENA Daniele
[13] CODA Andrea (+72')
[17] ABATE Ignazio (+59')
[18] CONSIGLI Andrea (GK)

Coach: CASIRAGHI Pierluigi (ITA)



MATCH REPORT

比赛报告 / RAPPORT DE MATCH

HON - ITA
0:3 (0:2)

Attendance: 21,680

HON - Honduras

12
 5
 11
 3
 2
 1
 0
 0
 2
 0
 0
 58%
 28

STATISTICS

Shots
 Shots on Goal
 Fouls
 Corner Kicks
 Free Kicks
 Penalty Kicks
 Offsides
 Own Goals
 Cautions (Yellow Cards)
 Expulsions (2nd Yellow)
 Expulsions (Red Cards)
 Ball Possession
 Actual Playing Time

ITA - Italy

12
 4
 9
 5
 0
 2
 1
 0
 3
 0
 0
 42%
 21

| HON - Honduras | | | | | | | | | | | | |
|--------------------|-------------------|-----|-----|----|----|------|-----|-------|----|---|------|---|
| No. | Name | Pos | Min | GF | GA | SG/S | PK | Fouls | | Y | 2Y=R | R |
| | | | | | | | | FC | FS | | | |
| 1 | HERNANDEZ Kevin | GK | 90 | | 3 | | | | | 1 | | |
| 2 | ARZU Quiarol | D | 90 | | | | | 3 | | | | |
| 3 | MOLINA David | D | 90 | | | | | | | | | |
| 4 | CABALLERO Samuel | D | 90 | | | 0/1 | | | | | | |
| 5 | NORALES Erick | D | 90 | | | 1/1 | | | 1 | | | |
| 7 | MARTINEZ Emil | M | 90 | | | 0/1 | | 2 | 4 | | | |
| 8 | PADILLA Rigoberto | M | 44 | | | 0/1 | | 1 | 2 | | | |
| 9 | PAVON Carlos | F | 90 | | | | 0/1 | 2 | | | | |
| 11 | RODAS Luis | F | 65 | | | 1/1 | | 2 | | | | |
| 12 | CLAROS Jorge | M | 61 | | | | | | | | | |
| 13 | THOMAS Hendry (C) | M | 90 | | | 0/1 | | 1 | | 1 | | |
| Substitutes | | | | | | | | | | | | |
| 10 | NUNEZ Ramon | M | 25 | | | 3/4 | | | 1 | | | |
| 16 | SANCHEZ Marvin | M | 29 | | | 0/1 | | | | | | |
| 17 | ALVAREZ David | D | 46 | | | 0/1 | | | 1 | | | |
| Totals | | | | | 3 | 5/12 | 0/1 | 11 | 9 | 2 | | |

| ITA - Italy | | | | | | | | | | | | |
|--------------------|----------------------|-----|-----|----|----|------|-----|-------|----|---|------|---|
| No. | Name | Pos | Min | GF | GA | SG/S | PK | Fouls | | Y | 2Y=R | R |
| | | | | | | | | FC | FS | | | |
| 1 | VIVIANO Emiliano | GK | 90 | | | | | | | | | |
| 3 | DE CEGLIE Paolo | D | 90 | | | | | 1 | 1 | | | |
| 4 | NOCERINO Antonio (C) | M | 90 | | | | | 2 | | | | |
| 5 | CIGARINI Luca | M | 90 | | | 0/1 | | | 2 | 1 | | |
| 6 | CRISCITO Domenico | D | 90 | | | | | | 1 | | | |
| 7 | MONTOLIVO Riccardo | M | 90 | | | 1/1 | | 2 | | | | |
| 10 | GIOVINCO Sebastian | F | 78 | 1 | | 1/2 | | | 1 | | | |
| 11 | ROSSI Giuseppe | F | 59 | 1 | | 1/3 | 1/1 | | | | | |
| 14 | ACQUAFRESCA Robert | F | 90 | 1 | | 1/5 | 1/1 | 2 | 2 | | | |
| 15 | BOCCHETTI Salvatore | D | 71 | | | | | 1 | | | | |
| 16 | DE SILVESTRI Lorenzo | D | 90 | | | | | 1 | 1 | 1 | | |
| Substitutes | | | | | | | | | | | | |
| 8 | MARCHISIO Claudio | M | 12 | | | | | | | | | |
| 13 | CODA Andrea | D | 19 | | | | | | | | | |
| 17 | ABATE Ignazio | M | 31 | | | | | | | 1 | | |
| Totals | | | | | 3 | 4/12 | 2/2 | 9 | 9 | 3 | | |

| | | | | | |
|----------------|----------------------------------|------|-----------------------------|-----|------------------------|
| Legend: | | | | | |
| -nn | Time when player substituted out | (C) | Captain | | |
| +nn | Time when player substituted in | 2Y=R | 2nd Yellow = Red Card | D | Defender |
| F | Forward | FC | Fouls Committed | GA | Goals Against |
| GF | Goals For | GK | Goalkeeper | HT | Half-time |
| Min | Minutes Played | PK | Penalty Kicks (Goals/Shots) | Pos | Position |
| SG/S | Shots on Goal/Shots | Y | Cautions (Yellow Cards) | R | Expulsions (Red Cards) |

MATCH REPORT

比赛报告 / RAPPORT DE MATCH

KOR - CMR
1:1 (0:0)

Attendance: 21,943

Match Officials:

Referee: MARUFFO Jair Antonio (USA)
4th Official: MORADI Masoud (IRI)
Match Commissioner: THEUNE Tina (GER)

Assistant Referee 1: QUISENBERRY Kermit (USA)
Assistant Referee 2: MORGAN Ricardo (JAM)
General Coordinator: COMNINOS Patrick (GRE)

Goals Scored:

PARK Chu Young (KOR) 68', MANDJECK Georges (CMR) 81'

KOR - Korea

[1] JUNG Sung Ryong (GK)
[2] SHIN Kwang Hoon
[3] KIM Dong Jin
[4] KANG Min Soo
[6] KIM Jin Kyu (C)
[8] KIM Jung Woo
[10] PARK Chu Young
[11] LEE Chung Yong (-93')
[12] KI Sung Yueng (-84')
[14] BAEK Ji Hoon (-46' HT)
[17] LEE Keun Ho

Substitutes:

[5] KIM Chang Soo
[7] OH Jang Eun (+84')
[9] SHIN Young Rok (+46' HT)
[13] KIM Seung Yong
[15] KIM Kun Hoan (+93')
[16] CHO Young Cheol
[18] SONG You Gual (GK)

Coach: PARK Sung Wha (KOR)

Cautions:

KIM Jin Kyu (KOR) 57'

Expulsions:

BANING Albert (CMR) 91'

Additional Time:

first half: 1 min., second half: 3 min.

CMR - Cameroon

[1] TIGNYEMB Amour (GK) (C)
[2] BANING Albert
[3] GHOMSI Antonio
[4] BIKEY Andre
[6] MBIA Stephane
[11] BEBBE Gustave
[12] BEBEY Paul
[14] CHEDJOU Aurelien (-75')
[15] NGAL Serge (-80')
[17] OLLE Alain (-64')
[18] ENAM Alexis

Substitutes:

[7] MBOUA Marc (+80')
[8] MANDJECK Georges (+64')
[9] SONGOO Frank (+75')
[13] NKOULOU Nicolas
[16] MAYEBI Joslain (GK)
[5] SONG Alexandre (I)
[10] BEKAMENGA Christian (I)

Coach: NDTOUNGOU Martin (CMR)



MATCH REPORT

比赛报告 / RAPPORT DE MATCH

KOR - CMR
1:1 (0:0)

Attendance: 21,943

KOR - Korea

7
2
14
4
4
0
2
0
1
0
0
35%
14

STATISTICS

Shots
Shots on Goal
Fouls
Corner Kicks
Free Kicks
Penalty Kicks
Offsides
Own Goals
Cautions (Yellow Cards)
Expulsions (2nd Yellow)
Expulsions (Red Cards)
Ball Possession
Actual Playing Time

CMR - Cameroon

11
6
15
3
4
0
4
0
0
0
1
65%
26

| KOR - Korea | | | | | | | | | | | | |
|--------------------|-----------------|-----|-----|----|----|------|-----|-------|----|---|------|---|
| No. | Name | Pos | Min | GF | GA | SG/S | PK | Fouls | | Y | 2Y=R | R |
| | | | | | | | | FC | FS | | | |
| 1 | JUNG Sung Ryong | GK | 90 | | 1 | | | | | | | |
| 2 | SHIN Kwang Hoon | D | 90 | | | | | 2 | 2 | | | |
| 3 | KIM Dong Jin | D | 90 | | | | | | 1 | | | |
| 4 | KANG Min Soo | D | 90 | | | 0/1 | | 1 | | | | |
| 6 | KIM Jin Kyu (C) | D | 90 | | | | | 2 | | 1 | | |
| 8 | KIM Jung Woo | M | 90 | | | | | 2 | 3 | | | |
| 10 | PARK Chu Young | F | 90 | 1 | | 1/2 | | | 1 | | | |
| 11 | LEE Chung Yong | M | 89 | | | | | 2 | 2 | | | |
| 12 | KI Sung Yueng | M | 84 | | | | | 2 | 2 | | | |
| 14 | BAEK Ji Hoon | M | 44 | | | | | | | | | |
| 17 | LEE Keun Ho | F | 90 | | | 0/2 | | 2 | 5 | | | |
| Substitutes | | | | | | | | | | | | |
| 7 | OH Jang Eun | M | 6 | | | | | | | | | |
| 9 | SHIN Young Rok | F | 46 | | | 1/2 | | 1 | | | | |
| 15 | KIM Kun Hoan | D | 1 | | | | | | | | | |
| Totals | | | | | 1 | 1 | 2/7 | 14 | 16 | 1 | | |

| CMR - Cameroon | | | | | | | | | | | | |
|--------------------|--------------------|-----|-----|----|----|------|------|-------|----|---|------|---|
| No. | Name | Pos | Min | GF | GA | SG/S | PK | Fouls | | Y | 2Y=R | R |
| | | | | | | | | FC | FS | | | |
| 1 | TIGNYEMB Amour (C) | GK | 90 | | 1 | | | | | | | |
| 2 | BANING Albert | F | 89 | | | 0/2 | | 3 | 2 | | | 1 |
| 3 | GHOMSI Antonio | D | 90 | | | | | 1 | 2 | | | |
| 4 | BIKEY Andre | D | 90 | | | | | | | | | |
| 6 | MBIA Stephane | M | 90 | | | 1/1 | | 1 | 1 | | | |
| 11 | BEBBE Gustave | F | 90 | | | 1/2 | | 3 | 1 | | | |
| 12 | BEBEY Paul | D | 90 | | | | | 1 | | | | |
| 14 | CHEDJOU Aurelien | M | 75 | | | 1/1 | | | 2 | | | |
| 15 | NGAL Serge | F | 79 | | | 2/3 | | 1 | 3 | | | |
| 17 | OLLE Alain | M | 64 | | | | | 3 | | | | |
| 18 | ENAM Alexis | D | 90 | | | | | 1 | 2 | | | |
| Substitutes | | | | | | | | | | | | |
| 7 | MBOUA Marc | F | 11 | | | | | 1 | 1 | | | |
| 8 | MANDJECK Georges | M | 26 | 1 | | 1/1 | | | | | | |
| 9 | SONGOO Frank | M | 15 | | | 0/1 | | | | | | |
| Totals | | | | | 1 | 1 | 6/11 | 15 | 14 | | | 1 |

| Legend: | | | | | |
|---------|----------------------------------|------|-----------------------|-----|-----------------------------|
| -nn | Time when player substituted out | (C) | Captain | | |
| +nn | Time when player substituted in | 2Y=R | 2nd Yellow = Red Card | D | Defender |
| F | Forward | FC | Fouls Committed | FS | Fouls Suffered |
| GF | Goals For | GK | Goalkeeper | HT | Half-time |
| M | Midfielder | Min | Minutes Played | PK | Penalty Kicks (Goals/Shots) |
| R | Expulsions (Red Cards) | SG/S | Shots on Goal/Shots | Y | Cautions (Yellow Cards) |
| | | | | GA | Goals Against |
| | | | | I | Injured |
| | | | | Pos | Position |

MATCH REPORT

比赛报告 / RAPPORT DE MATCH

ARG - AUS
1:0 (0:0)

Attendance: 38,182

Match Officials:

Referee: KASSAI Viktor (HUN)
4th Official: MARRUFO Jair (USA)
Match Commissioner: MEMENE Seyi (TOG)

Assistant Referee 1: EROS Gabor (HUN)
Assistant Referee 2: VAMOS Tibor (HUN)
General Coordinator: JOHN Windsor (MAS)

Goals Scored:

LAVEZZI Ezequiel (ARG) 76'

ARG - Argentina

[1] USTARI Oscar (GK)
[2] GARAY Ezequiel
[3] MONZON Luciano
[4] ZABALETA Pablo
[5] GAGO Fernando
[6] FAZIO Federico
[9] LAVEZZI Ezequiel (-87')
[10] RIQUELME Juan (C)
[14] MASCHERANO Javier
[15] MESSI Lionel (-93')
[16] AGUERO Sergio (-61')

Substitutes:

[7] SOSA Jose (+87')
[8] BANEGA Ever
[11] DI MARIA Angel (+61')
[12] PAREJA Nicolas
[13] ACOSTA Lautaro (+93')
[17] BUONANOTTE Diego
[18] ROMERO Sergio (GK)

Coach: BATISTA Sergio (ARG)

Cautions:

FEDERICI Adam (AUS) 74', MILLIGAN Mark (AUS) 89'

Expulsions:

None

Additional Time:

first half: 1 min., second half: 3 min.

AUS - Australia

[1] FEDERICI Adam (GK)
[2] NORTH Jade
[4] MILLIGAN Mark (C)
[5] SPIRANOVIC Matthew
[7] KILKENNY Neil
[8] MUSIALIK Stuart
[10] THOMPSON Archie (-72')
[11] CARNEY David
[13] ZADKOVICH Ruben
[14] TROISI James (-65')
[16] CELESKI Billy (-81')

Substitutes:

[3] LEIJER Adrian
[6] TOPOR-STANLEY Nikolai
[9] BRIDGE Mark (+65')
[12] McCLENAHAN Trent (+81')
[15] SARKIES Kristian
[17] RUKAVYTSYA Nikita (+72')
[18] VELAPHI Tando (GK)

Coach: ARNOLD Graham (AUS)

MATCH REPORT

比赛报告 / RAPPORT DE MATCH

ARG - AUS
1:0 (0:0)

Attendance: 38,182

ARG - Argentina

24
14
10
5
2
0
0
0
0
0
0
0
64%
39

STATISTICS

Shots 7
Shots on Goal 4
Fouls 7
Corner Kicks 1
Free Kicks 1
Penalty Kicks 0
Offsides 1
Own Goals 0
Cautions (Yellow Cards) 2
Expulsions (2nd Yellow) 0
Expulsions (Red Cards) 0
Ball Possession 36%
Actual Playing Time 21

AUS - Australia

7
4
7
1
1
0
1
0
2
0
0
36%
21

| ARG - Argentina | | | | | | | | | | | | |
|--------------------|-------------------|-----|-----|----|----|------|-------|-------|----|---|------|---|
| No. | Name | Pos | Min | GF | GA | SG/S | PK | Fouls | | Y | 2Y=R | R |
| | | | | | | | | FC | FS | | | |
| 1 | USTARI Oscar | GK | 90 | | | | | | | | | |
| 2 | GARAY Ezequiel | D | 90 | | | 1/1 | | 2 | | | | |
| 3 | MONZON Luciano | D | 90 | | | 3/4 | | | | | | |
| 4 | ZABALETA Pablo | D | 90 | | | | | 1 | | | | |
| 5 | GAGO Fernando | M | 90 | | | 0/1 | | 2 | | | | |
| 6 | FAZIO Federico | D | 90 | | | | | | 1 | | | |
| 9 | LAVEZZI Ezequiel | F | 87 | 1 | | 2/3 | | 2 | 3 | | | |
| 10 | RIQUELME Juan (C) | M | 90 | | | 2/3 | | | 2 | | | |
| 14 | MASCHERANO Javier | M | 90 | | | 2/3 | | 3 | 1 | | | |
| 15 | MESSI Lionel | F | 89 | | | 1/5 | | | | | | |
| 16 | AGUERO Sergio | F | 61 | | | 1/1 | | | | | | |
| Substitutes | | | | | | | | | | | | |
| 7 | SOSA Jose | M | 3 | | | | | | | | | |
| 11 | DI MARIA Angel | M | 29 | | | 2/3 | | | | | | |
| 13 | ACOSTA Lautaro | F | 1 | | | | | | | | | |
| Totals | | | | | 1 | | 14/24 | 10 | 7 | | | |

| AUS - Australia | | | | | | | | | | | | |
|--------------------|--------------------|-----|-----|----|----|------|----|-------|----|---|------|---|
| No. | Name | Pos | Min | GF | GA | SG/S | PK | Fouls | | Y | 2Y=R | R |
| | | | | | | | | FC | FS | | | |
| 1 | FEDERICI Adam | GK | 90 | | 1 | | | | | 1 | | |
| 2 | NORTH Jade | D | 90 | | | | | 1 | | | | |
| 4 | MILLIGAN Mark (C) | D | 90 | | | 1/1 | | 1 | 1 | 1 | | |
| 5 | SPIRANOVIC Matthew | D | 90 | | | | | 2 | | | | |
| 7 | KILKENNY Neil | M | 90 | | | | | 1 | 3 | | | |
| 8 | MUSIALIK Stuart | M | 90 | | | 0/1 | | | 2 | | | |
| 10 | THOMPSON Archie | F | 72 | | | 0/1 | | | 4 | | | |
| 11 | CARNEY David | M | 90 | | | | | | | | | |
| 13 | ZADKOVICH Ruben | M | 90 | | | 1/1 | | 1 | | | | |
| 14 | TROISI James | M | 65 | | | | | | | | | |
| 16 | CELESKI Billy | M | 81 | | | 1/1 | | | | | | |
| Substitutes | | | | | | | | | | | | |
| 9 | BRIDGE Mark | F | 25 | | | | | | | | | |
| 12 | McCLENAHAN Trent | D | 9 | | | | | | | | | |
| 17 | RUKAVYTSYA Nikita | F | 18 | | | 1/2 | | 1 | | | | |
| Totals | | | | | 1 | 4/7 | | 7 | 10 | 2 | | |

| Legend: | | | | | |
|---------|----------------------------------|------|-----------------------|------|---------------------|
| -nn | Time when player substituted out | (C) | Captain | | |
| +nn | Time when player substituted in | 2Y=R | 2nd Yellow = Red Card | D | Defender |
| F | Forward | FC | Fouls Committed | GA | Goals Against |
| GF | Goals For | GK | Goalkeeper | Min | Minutes Played |
| PK | Penalty Kicks (Goals/Shots) | Pos | Position | SG/S | Shots on Goal/Shots |
| Y | Cautions (Yellow Cards) | | | | |



MATCH REPORT

比赛报告 / RAPPORT DE MATCH

SRB - CIV
2:4 (1:2)

Attendance: 38,320

Match Officials:

Referee: MORENO Roberto (PAN)
4th Official: MARRUFO Jair (USA)
Match Commissioner: DANIEL Victor (GRN)

Assistant Referee 1: WILLIAMSON Daniel (PAN)
Assistant Referee 2: FUENTES Hairo (PAN)
General Coordinator: JOHN Windsor (MAS)

Goals Scored:

CISSE Sekou (CIV) 3', MRDAKOVIC Miljan (SRB) 16', RAJKOVIC Slobodan (SRB) 24' own goal, KALOU Salomon (CIV) 70', RAKIC Djordje (SRB) 90', GERVINHO (CIV) 93'

SRB - Serbia

[1] STOJKOVIC Vladimir (GK) (C)
[2] JOVANOVIC Marko
[4] KACAR Gojko
[5] RAJKOVIC Slobodan
[7] SMILJANIC Milan
[11] TOSIC Dusko
[13] FEJSA Ljubomir (-61')
[14] MRDAKOVIC Miljan (-76')
[15] ZIVKOVIC Aleksandar (-82')
[16] TOMOVIC Nenad
[17] TOSIC Zoran

Substitutes:

[3] KOLAROV Aleksandar
[6] PAVLOVIC Predrag
[8] GULAN Nikola (+82')
[9] RAKIC Djordje (+76')
[12] TADIC Dusan (+61')
[18] STAMENKOVIC Sasa (GK)
[19] KALUDJEROVIC Andrija

Coach: DJUKIC Miroslav (SRB)

Cautions:

ANGOUA Brou (CIV) 81'

Expulsions:

None

Additional Time:

first half: 1 min., second half: 3 min.

CIV - Côte d'Ivoire

[1] ANGBAN Vincent (GK)
[2] WAWA Serge
[3] DIARRASSOUBA Ousm. Viera
[5] ANGOUA Brou
[7] COULIBALY Kafoumba
[8] KALOU Salomon (-87')
[10] KONE Emmanuel
[12] BAGAYOKO Mamadou
[14] GERVINHO (C)
[17] N GOSSAN Antoine (-38')
[18] CISSE Sekou (-82')

Substitutes:

[4] BAMBA Souleymane
[6] KAMBOU Herve (+87')
[9] DJA DJEDJE Franck (+38')
[11] MOURA-KOMENAN Anthony (+82')
[13] GUIE-GUIE Abraham
[15] TAMLA Ladjji
[16] OKOUA Christian (GK)

Coach: GILI Gerard (FRA)

MATCH REPORT

比赛报告 / RAPPORT DE MATCH

SRB - CIV
2:4 (1:2)

Attendance: 38,320

SRB - Serbia

10
6
7
9
3
0
2
1
0
0
0
47%
27

STATISTICS

Shots
Shots on Goal
Fouls
Corner Kicks
Free Kicks
Penalty Kicks
Offsides
Own Goals
Cautions (Yellow Cards)
Expulsions (2nd Yellow)
Expulsions (Red Cards)
Ball Possession
Actual Playing Time

CIV - Côte d'Ivoire

11
8
14
3
0
0
4
0
1
0
0
53%
31

| SRB - Serbia | | | | | | | | | | | | |
|--------------------|------------------------|-----|-----|----|----|------|------|-------|----|----|------|---|
| No. | Name | Pos | Min | GF | GA | SG/S | PK | Fouls | | Y | 2Y=R | R |
| | | | | | | | | FC | FS | | | |
| 1 | STOJKOVIC Vladimir (C) | GK | 90 | | 4 | | | | | | | |
| 2 | JOVANOVIC Marko | D | 90 | | | | | | | | | |
| 4 | KACAR Gojko | D | 90 | | | 2/2 | | 1 | 1 | | | |
| 5 | RAJKOVIC Slobodan | D | 90 | | | | | 1 | 1 | | | |
| 7 | SMILJANIC Milan | M | 90 | | | 0/1 | | 1 | 1 | | | |
| 11 | TOSIC Dusko | D | 90 | | | | | 1 | 4 | | | |
| 13 | FEJSA Ljubomir | M | 61 | | | | | 1 | 1 | | | |
| 14 | MRDAKOVIC Miljan | F | 76 | 1 | | 1/2 | | | | | | |
| 15 | ZIVKOVIC Aleksandar | D | 82 | | | | | | 1 | | | |
| 16 | TOMOVIC Nenad | D | 90 | | | | | 2 | | | | |
| 17 | TOSIC Zoran | M | 90 | | | 1/1 | | 1 | 5 | | | |
| Substitutes | | | | | | | | | | | | |
| 8 | GULAN Nikola | M | 8 | | | | | | | | | |
| 9 | RAKIC Djordje | F | 14 | 1 | | 2/3 | | | | | | |
| 12 | TADIC Dusan | M | 29 | | | 0/1 | | | | | | |
| Totals | | | | | 2 | 4 | 6/10 | | 7 | 14 | | |

| CIV - Côte d'Ivoire | | | | | | | | | | | | |
|---------------------|--------------------------|-----|-----|----|----|------|------|-------|----|---|------|---|
| No. | Name | Pos | Min | GF | GA | SG/S | PK | Fouls | | Y | 2Y=R | R |
| | | | | | | | | FC | FS | | | |
| 1 | ANGBAN Vincent | GK | 90 | | 2 | | | | | | | |
| 2 | WAWA Serge | D | 90 | | | | | | | | | |
| 3 | DIARRASSOUBA Ousm. Viera | D | 90 | | | 0/1 | | 2 | 1 | | | |
| 5 | ANGOUA Brou | D | 90 | | | | | 1 | | 1 | | |
| 7 | COULIBALY Kafoumba | M | 90 | | | 0/1 | | | | | | |
| 8 | KALOU Salomon | F | 87 | 1 | | 1/2 | | | 2 | | | |
| 10 | KONE Emmanuel | M | 90 | | | 1/1 | | 1 | 1 | | | |
| 12 | BAGAYOKO Mamadou | D | 90 | | | | | 3 | 1 | | | |
| 14 | GERVINHO (C) | F | 90 | 1 | | 2/2 | | 1 | | | | |
| 17 | N GOSSAN Antoine | F | 38 | | | | | | | | | |
| 18 | CISSE Sekou | F | 82 | 1 | | 1/1 | | 3 | 1 | | | |
| Substitutes | | | | | | | | | | | | |
| 6 | KAMBOU Herve | M | 3 | | | | | | | | | |
| 9 | DJA DJEDJE Franck | F | 52 | | | 1/1 | | 3 | 1 | | | |
| 11 | MOURA-KOMENAN Anthony | M | 8 | | | 2/2 | | | | | | |
| Totals | | | | | 3 | 2 | 8/11 | | 14 | 7 | 1 | |

| Legend: | | | | | |
|---------|----------------------------------|-----|-----------------|-----------------------|------------------------|
| -nn | Time when player substituted out | | (C) | Captain | |
| +nn | Time when player substituted in | | 2Y=R | 2nd Yellow = Red Card | D |
| F | Forward | FC | Fouls Committed | FS | Fouls Suffered |
| GF | Goals For | GK | Goalkeeper | M | Midfielder |
| PK | Penalty Kicks (Goals/Shots) | Pos | Position | R | Expulsions (Red Cards) |
| Y | Cautions (Yellow Cards) | | | SG/S | Shots on Goal/Shots |

MATCH REPORT

比赛报告 / RAPPORT DE MATCH

NGR - JPN
2:1 (0:0)

Attendance: 42,592

Match Officials:

Referee: MORADI Masoud (IRI)
4th Official: AL GHAMDI Khalil (KSA)
Match Commissioner: RAKHIMOV Bakhtier (UZB)

Assistant Referee 1: KAMRANIFAR Hassan (IRI)
Assistant Referee 2: SUBHI Luay (IRQ)
General Coordinator: TINOCO Rafael (GUA)

Goals Scored:

OBINNA Victor (NGR) 58', ANICHEBE Victor (NGR) 74', TOYODA Yohei (JPN) 79'

NGR - Nigeria

[1] VANZEKIN Ambruse (GK)
[2] OKONKWO Chibuzor
[4] APAM Onyekachi
[5] ADELEYE Dele
[8] KAITA Sani
[9] OBINNA Victor (-77')
[10] ISAAC Promise (C) (-73')
[11] OKORONKWO Solomon
[12] AJILORE Ebenezer
[13] ADEFEMI Olubayo
[14] ODEMWINGIE Peter (-62')

Substitutes:

[6] JAMES Monday
[7] OGBUKE Chinedu (+73')
[15] AMBROSE Efe
[16] ANICHEBE Victor (+62')
[17] EKPO Emmanuel (+77')
[18] EZENWA Ikechukwu (GK)
[19] OLUFEMI Oladapo

Coach: SIASIA Samson (NGR)

Cautions:

OKONKWO Chibuzor (NGR) 16', HOSOGAI Hajime (JPN) 57', ADEFEMI Olubayo (NGR) 59', HONDA Takuya (JPN) 84', APAM Onyekachi (NGR) 90'

Expulsions:

None

Additional Time:

first half: 1 min., second half: 3 min.

JPN - Japan

[1] NISHIKAWA Shusaku (GK)
[2] HOSOGAI Hajime (-75')
[4] MIZUMOTO Hiroki (C)
[6] MORISHIGE Masato
[7] UCHIDA Atsuto
[8] HONDA Keisuke
[12] TANIGUCHI Hiroyuki
[13] YASUDA Michihiro
[14] KAGAWA Shinji (-63')
[16] HONDA Takuya
[17] LEE Tadanari (-63')

Substitutes:

[3] YOSHIDA Maya
[5] NAGATOMO Yuto
[9] TOYODA Yohei (+63')
[10] KAJIYAMA Yohei (+75')
[11] OKAZAKI Shinji (+63')
[15] MORIMOTO Takayuki
[18] YAMAMOTO Kaito (GK)

Coach: SORIMACHI Yasuharu (JPN)

MATCH REPORT

比赛报告 / RAPPORT DE MATCH

NGR - JPN
2:1 (0:0)

Attendance: 42,592

NGR - Nigeria

10
6
11
2
4
0
1
0
3
0
0
0
54%
33

STATISTICS

Shots
Shots on Goal
Fouls
Corner Kicks
Free Kicks
Penalty Kicks
Offsides
Own Goals
Cautions (Yellow Cards)
Expulsions (2nd Yellow)
Expulsions (Red Cards)
Ball Possession
Actual Playing Time

JPN - Japan

19
11
15
6
1
0
2
0
2
0
0
46%
28

| NGR - Nigeria | | | | | | | | | | | | | |
|--------------------|-------------------|-----|-----|----|----|------|------|-------|----|----|------|---|--|
| No. | Name | Pos | Min | GF | GA | SG/S | PK | Fouls | | Y | 2Y=R | R | |
| | | | | | | | | FC | FS | | | | |
| 1 | VANZEKIN Ambruse | GK | 90 | | 1 | | | | | | | | |
| 2 | OKONKWO Chibuzor | D | 90 | | | | | 1 | 1 | 1 | | | |
| 4 | APAM Onyekachi | D | 90 | | | | | | 1 | 1 | | | |
| 5 | ADELEYE Dele | D | 90 | | | | | | 1 | | | | |
| 8 | KAITA Sani | M | 90 | | | 1/1 | | 2 | | | | | |
| 9 | OBINNA Victor | F | 77 | 1 | | 1/2 | | | 2 | | | | |
| 10 | ISAAC Promise (C) | M | 73 | | | 0/1 | | 1 | 2 | | | | |
| 11 | OKORONKWO Solomon | F | 90 | | | | | 3 | 1 | | | | |
| 12 | AJILORE Ebenezer | M | 90 | | | 1/1 | | 1 | 1 | | | | |
| 13 | ADEFEMI Olubayo | D | 90 | | | 1/2 | | 2 | 3 | 1 | | | |
| 14 | ODEMWINGIE Peter | F | 62 | | | 0/1 | | 1 | | | | | |
| Substitutes | | | | | | | | | | | | | |
| 7 | OGBUKE Chinedu | F | 17 | | | 1/1 | | | | | | | |
| 16 | ANICHEBE Victor | F | 28 | 1 | | 1/1 | | | 4 | | | | |
| 17 | EKPO Emmanuel | M | 13 | | | | | | | | | | |
| Totals | | | | | 2 | 1 | 6/10 | | 11 | 16 | 3 | | |

| JPN - Japan | | | | | | | | | | | | | |
|--------------------|---------------------|-----|-----|----|----|------|-------|-------|----|----|------|---|--|
| No. | Name | Pos | Min | GF | GA | SG/S | PK | Fouls | | Y | 2Y=R | R | |
| | | | | | | | | FC | FS | | | | |
| 1 | NISHIKAWA Shusaku | GK | 90 | | 2 | | | | | | | | |
| 2 | HOSOGAI Hajime | M | 75 | | | | | 1 | | 1 | | | |
| 4 | MIZUMOTO Hiroki (C) | D | 90 | | | 1/1 | | 1 | 1 | | | | |
| 6 | MORISHIGE Masato | D | 90 | | | 2/2 | | 4 | | | | | |
| 7 | UCHIDA Atsuto | D | 90 | | | 0/1 | | 1 | | | | | |
| 8 | HONDA Keisuke | M | 90 | | | 3/4 | | 1 | 2 | | | | |
| 12 | TANIGUCHI Hiroyuki | M | 90 | | | 2/4 | | 2 | 2 | | | | |
| 13 | YASUDA Michihiro | D | 90 | | | | | 1 | | | | | |
| 14 | KAGAWA Shinji | M | 63 | | | 2/3 | | 2 | 3 | | | | |
| 16 | HONDA Takuya | M | 90 | | | | | 2 | 2 | 1 | | | |
| 17 | LEE Tadanari | F | 63 | | | | | | | | | | |
| Substitutes | | | | | | | | | | | | | |
| 9 | TOYODA Yohei | F | 27 | 1 | | 1/3 | | | 1 | | | | |
| 10 | KAJIYAMA Yohei | M | 15 | | | 0/1 | | | | | | | |
| 11 | OKAZAKI Shinji | F | 27 | | | | | | | | | | |
| Totals | | | | | 1 | 2 | 11/19 | | 15 | 11 | 2 | | |

| Legend: | | | | | |
|---------|----------------------------------|------|-----------------------|------|---------------------|
| -nn | Time when player substituted out | (C) | Captain | | |
| +nn | Time when player substituted in | 2Y=R | 2nd Yellow = Red Card | D | Defender |
| F | Forward | FC | Fouls Committed | GA | Goals Against |
| GF | Goals For | GK | Goalkeeper | Min | Minutes Played |
| PK | Penalty Kicks (Goals/Shots) | Pos | Position | SG/S | Shots on Goal/Shots |
| Y | Cautions (Yellow Cards) | | | | |

MATCH REPORT

比赛报告 / RAPPORT DE MATCH

USA - NED
2:2 (0:1)

Attendance: 45,016

Match Officials:

Referee: HESTER Michael (NZL)
4th Official: AL GHAMDI Khalil (KSA)
Match Commissioner: NSEKERA Lydia (BDI)

Assistant Referee 1: MAKASINI Tevita (TGA)
Assistant Referee 2: JOSEPH Michael (VAN)
General Coordinator: TINOCO Rafael (GUA)

Goals Scored:

BABEL Ryan (NED) 16', KLJESTAN Sacha (USA) 64', ALTIDORE Jozy (USA) 72', SIBON Gerald (NED) 93'

USA - United States

[18] GUZAN Brad (GK)
[2] WYNNE Marvell
[3] OROZCO Michael
[4] BRADLEY Michael
[6] EDU Maurice
[7] HOLDEN Stuart
[11] ADU Freddy (-80')
[14] ROGERS Robbie (-65')
[15] PARKHURST Michael
[16] KLJESTAN Sacha
[17] McBRIDE Brian (C)

Substitutes:

[1] SEITZ Chris (GK)
[5] McCARTY Dax
[8] SZETELA Danny
[9] DAVIES Charlie
[10] FEILHABER Benny (+80')
[12] ALTIDORE Jozy (+65')
[13] IANNI Patrick

Coach: NOWAK Peter (POL)

Cautions:

EDU Maurice (USA) 54', MARCELLIS Dirk (NED) 60', ADU Freddy (USA) 78', BRADLEY Michael (USA) 91', HOLDEN Stuart (USA) 93'

Expulsions:

None

Additional Time:

first half: 1 min., second half: 3 min.

NED - Netherlands

[18] VERMEER Kenneth (GK)
[2] ZUIVERLOON Gianni
[3] MARCELLIS Dirk (-75')
[4] JALIENS Kew
[7] DE GUZMAN Jonathan
[8] EMANUELSON Urby
[11] BABEL Ryan
[12] MADURO Hedwiges (C)
[15] DRENTHE Royston (-75')
[16] BEERENS Roy (-69')
[17] BAKKAL Otman

Substitutes:

[1] VELTHUIZEN Piet (GK)
[5] PIETERS Erik
[6] LUIJCKX Kees
[9] MAKAAAY Roy (+75')
[10] SIBON Gerald (+75')
[13] JONG-A-PIN Calvin (+69')
[14] SNO Evander (N)

Coach: DE HAAN Foppe (NED)

MATCH REPORT

比赛报告 / RAPPORT DE MATCH

USA - NED
2:2 (0:1)

Attendance: 45,016

USA - United States

12
8
11
2
1
0
2
0
4
0
0
49%
32

STATISTICS

Shots 9
Shots on Goal 4
Fouls 14
Corner Kicks 2
Free Kicks 2
Penalty Kicks 0
Offsides 2
Own Goals 0
Cautions (Yellow Cards) 1
Expulsions (2nd Yellow) 0
Expulsions (Red Cards) 0
Ball Possession 51%
Actual Playing Time 34

NED - Netherlands

9
4
14
2
2
0
2
0
1
0
0
51%
34

| USA - United States | | | | | | | | | | | | |
|---------------------|-------------------|-----|-----|----|----|------|------|-------|----|----|------|---|
| No. | Name | Pos | Min | GF | GA | SG/S | PK | Fouls | | Y | 2Y=R | R |
| | | | | | | | | FC | FS | | | |
| 18 | GUZAN Brad | GK | 90 | | 2 | | | | | | | |
| 2 | WYNNE Marvell | D | 90 | | | 0/1 | | | 1 | | | |
| 3 | OROZCO Michael | D | 90 | | | | | | 2 | | | |
| 4 | BRADLEY Michael | M | 90 | | | 0/1 | | 2 | | 1 | | |
| 6 | EDU Maurice | M | 90 | | | | | 2 | | 1 | | |
| 7 | HOLDEN Stuart | M | 90 | | | 1/2 | | 2 | 2 | 1 | | |
| 11 | ADU Freddy | F | 80 | | | 0/1 | | | 3 | 1 | | |
| 14 | ROGERS Robbie | M | 65 | | | 1/1 | | 3 | 3 | | | |
| 15 | PARKHURST Michael | D | 90 | | | | | 1 | | | | |
| 16 | KLJESTAN Sacha | M | 90 | 1 | | 1/1 | | 1 | 3 | | | |
| 17 | McBRIDE Brian (C) | F | 90 | | | 2/2 | | | | | | |
| Substitutes | | | | | | | | | | | | |
| 10 | FEILHABER Benny | M | 10 | | | | | | | | | |
| 12 | ALTIDORE Jozy | F | 25 | 1 | | 3/3 | | | | | | |
| Totals | | | | | 2 | 2 | 8/12 | | 11 | 14 | 4 | |

| NED - Netherlands | | | | | | | | | | | | |
|--------------------|---------------------|-----|-----|----|----|------|-----|-------|----|----|------|---|
| No. | Name | Pos | Min | GF | GA | SG/S | PK | Fouls | | Y | 2Y=R | R |
| | | | | | | | | FC | FS | | | |
| 18 | VERMEER Kenneth | GK | 90 | | 2 | | | | 1 | | | |
| 2 | ZUIVERLOON Gianni | D | 90 | | | | | | 1 | | | |
| 3 | MARCELLIS Dirk | D | 75 | | | | | 2 | | 1 | | |
| 4 | JALIENS Kew | D | 90 | | | | | 3 | | | | |
| 7 | DE GUZMAN Jonathan | M | 90 | | | | | | 1 | | | |
| 8 | EMANUELSON Urby | M | 90 | | | 0/1 | | 1 | | | | |
| 11 | BABEL Ryan | F | 90 | 1 | | 1/1 | | | 2 | | | |
| 12 | MADURO Hedwiges (C) | M | 90 | | | 0/1 | | 2 | | | | |
| 15 | DRENTHE Royston | M | 75 | | | 2/4 | | 1 | 2 | | | |
| 16 | BEERENS Roy | F | 69 | | | | | 2 | 3 | | | |
| 17 | BAKKAL Otman | M | 90 | | | | | 3 | | | | |
| Substitutes | | | | | | | | | | | | |
| 9 | MAKAAAY Roy | F | 15 | | | | | | | | | |
| 10 | SIBON Gerald | F | 15 | 1 | | 1/2 | | | 1 | | | |
| 13 | JONG-A-PIN Calvin | D | 21 | | | | | | | | | |
| Totals | | | | | 2 | 2 | 4/9 | | 14 | 11 | 1 | |

| Legend: | | | | | |
|---------|----------------------------------|----|-----------------------------|-----------------------|------------------------|
| -nn | Time when player substituted out | | (C) | Captain | |
| +nn | Time when player substituted in | | 2Y=R | 2nd Yellow = Red Card | D |
| F | Forward | FC | Fouls Committed | FS | Fouls Suffered |
| GF | Goals For | GK | Goalkeeper | M | Midfielder |
| N | Not eligible to play | PK | Penalty Kicks (Goals/Shots) | Pos | Position |
| SG/S | Shots on Goal/Shots | Y | Cautions (Yellow Cards) | | |
| | | | | | GA |
| | | | | | Min |
| | | | | | R |
| | | | | | Defender |
| | | | | | Goals Against |
| | | | | | Minutes Played |
| | | | | | Expulsions (Red Cards) |

MATCH REPORT

比赛报告 / RAPPORT DE MATCH

NZL - BRA
0:5 (0:2)

Attendance: 44,951

Match Officials:

Referee: LANNOY Stephane (FRA)
4th Official: DAMON Jerome (RSA)
Match Commissioner: KOH John (SIN)

Assistant Referee 1: DANSAULT Eric (FRA)
Assistant Referee 2: CANO Frederic (FRA)
General Coordinator: PUCCI Stefano (ITA)

Goals Scored:

ANDERSON (BRA) 3', ALEXANDRE PATO (BRA) 34', RONALDINHO (BRA) 55', RONALDINHO (BRA) 61' penalty goal, RAFAEL SOBIS (BRA) 93'

NZL - New Zealand

[1] SPOONLEY Jacob (GK)
[2] SCOTT Aaron (-63')
[3] HOGG Ian
[4] PEVERLEY Cole
[5] NELSEN Ryan (C)
[6] BOXALL Michael
[7] ELLIOTT Simon
[8] HENDERSON Craig
[10] KILLEN Chris (-46' HT)
[11] BROCKIE Jeremy
[13] VAN ROOYEN Shaun (-46' HT)

Substitutes:

[9] ELLENSOHN Daniel (+63')
[14] TINKLER Cole
[15] DRAPER Greg (+46' HT)
[16] JENKINS Sam (+46' HT)
[17] MESSAM Sam
[18] LITTLE Liam (GK)
[12] OLD Steven (N)

Coach: JACOBS Stu (NZL)

Cautions:

BROCKIE Jeremy (NZL) 44', JENKINS Sam (NZL) 61'

Expulsions:

None

Additional Time:

first half: 1 min., second half: 3 min.

BRA - Brazil

[12] RENAN (GK)
[2] RAFINHA (-66')
[3] ALEX SILVA
[5] HERNANES
[6] MARCELO
[7] ANDERSON
[8] LUCAS
[9] ALEXANDRE PATO (-72')
[10] RONALDINHO (C)
[14] BRENO
[15] DIEGO (-72')

Substitutes:

[1] DIEGO ALVES (GK)
[4] THIAGO SILVA
[11] RAMIRES
[13] ILSINHO (+66')
[16] THIAGO NEVES (+72')
[17] RAFAEL SOBIS (+72')
[18] JO

Coach: DUNGA (BRA)

MATCH REPORT

比赛报告 / RAPPORT DE MATCH

NZL - BRA
0:5 (0:2)

Attendance: 44,951

NZL - New Zealand

4
3
21
4
0
0
1
0
2
0
0
0
34%
19

STATISTICS

Shots
Shots on Goal
Fouls
Corner Kicks
Free Kicks
Penalty Kicks
Offsides
Own Goals
Cautions (Yellow Cards)
Expulsions (2nd Yellow)
Expulsions (Red Cards)
Ball Possession
Actual Playing Time

BRA - Brazil

15
11
12
4
3
1
3
0
0
0
0
66%
38

| NZL - New Zealand | | | | | | | | | | | | |
|--------------------|------------------|-----|-----|----|----|------|----|-------|----|---|------|---|
| No. | Name | Pos | Min | GF | GA | SG/S | PK | Fouls | | Y | 2Y=R | R |
| | | | | | | | | FC | FS | | | |
| 1 | SPOONLEY Jacob | GK | 90 | | 5 | | | | | | | |
| 2 | SCOTT Aaron | D | 62 | | | | | | 1 | | | |
| 3 | HOGG Ian | D | 90 | | | | | | 1 | | | |
| 4 | PEVERLEY Cole | M | 90 | | | 1/2 | | 4 | 2 | | | |
| 5 | NELSEN Ryan (C) | D | 90 | | | | | | 2 | | | |
| 6 | BOXALL Michael | D | 90 | | | | | | 1 | | | |
| 7 | ELLIOTT Simon | M | 90 | | | 1/1 | | 1 | 1 | | | |
| 8 | HENDERSON Craig | M | 90 | | | | | 3 | 1 | | | |
| 10 | KILLEN Chris | F | 45 | | | 1/1 | | 2 | 1 | | | |
| 11 | BROCKIE Jeremy | M | 90 | | | | | 2 | 1 | 1 | | |
| 13 | VAN ROOYEN Shaun | M | 45 | | | | | 1 | | | | |
| Substitutes | | | | | | | | | | | | |
| 9 | ELLENSOHN Daniel | F | 28 | | | | | 4 | | | | |
| 15 | DRAPER Greg | F | 45 | | | | | 1 | | | | |
| 16 | JENKINS Sam | D | 45 | | | | | 3 | | 1 | | |
| Totals | | | | | 5 | 3/4 | | 21 | 11 | 2 | | |

| BRA - Brazil | | | | | | | | | | | | |
|--------------------|----------------|-----|-----|----|----|-------|-----|-------|----|---|------|---|
| No. | Name | Pos | Min | GF | GA | SG/S | PK | Fouls | | Y | 2Y=R | R |
| | | | | | | | | FC | FS | | | |
| 12 | RENAN | GK | 90 | | | | | | | | | |
| 2 | RAFINHA | D | 66 | | | | | | | | | |
| 3 | ALEX SILVA | D | 90 | | | 0/1 | | 2 | 3 | | | |
| 5 | HERNANES | M | 90 | | | 0/1 | | | 3 | | | |
| 6 | MARCELO | D | 90 | | | 1/1 | | 1 | 3 | | | |
| 7 | ANDERSON | M | 90 | 1 | | 3/4 | | 1 | 1 | | | |
| 8 | LUCAS | M | 90 | | | 1/1 | | 2 | 2 | | | |
| 9 | ALEXANDRE PATO | F | 72 | 1 | | 1/1 | | 3 | 1 | | | |
| 10 | RONALDINHO (C) | M | 90 | 2 | | | 1/1 | 2 | 2 | | | |
| 14 | BRENO | D | 90 | | | | | | 4 | | | |
| 15 | DIEGO | M | 72 | | | 1/1 | | 1 | | | | |
| Substitutes | | | | | | | | | | | | |
| 13 | ILSINHO | D | 24 | | | | | | 2 | | | |
| 16 | THIAGO NEVES | M | 18 | | | 2/2 | | | | | | |
| 17 | RAFAEL SOBIS | F | 18 | 1 | | 2/3 | | | | | | |
| Totals | | | | 5 | | 11/15 | 1/1 | 12 | 21 | | | |

| Legend: | | | | | |
|---------|----------------------------------|------|-----------------------|-----|-----------------------------|
| -nn | Time when player substituted out | (C) | Captain | | |
| +nn | Time when player substituted in | 2Y=R | 2nd Yellow = Red Card | D | Defender |
| F | Forward | FC | Fouls Committed | FS | Fouls Suffered |
| GF | Goals For | GK | Goalkeeper | HT | Half-time |
| Min | Minutes Played | N | Not eligible to play | PK | Penalty Kicks (Goals/Shots) |
| R | Expulsions (Red Cards) | SG/S | Shots on Goal/Shots | Y | Cautions (Yellow Cards) |
| | | | | GA | Goals Against |
| | | | | M | Midfielder |
| | | | | Pos | Position |

MATCH REPORT

比赛报告 / RAPPORT DE MATCH

BEL - CHN
2:0 (1:0)

Attendance: 45,756

Match Officials:

Referee: BALDASSI Hector (ARG)
4th Official: DAMON Jerome (RSA)
Match Commissioner: ALUFURAI Martin (SOL)

Assistant Referee 1: CASAS Ricardo (ARG)
Assistant Referee 2: MAIDANA Hernan (ARG)
General Coordinator: PUCCI Stefano (ITA)

Goals Scored:

DEMBELE Moussa (BEL) 8', MIRALLAS Kevin (BEL) 80'

BEL - Belgium

[1] BAILLY Logan (GK)
[2] DE ROOVER Sepp
[4] VERMAELEN Thomas
[5] POCOGLI Sebastien (-90')
[7] DE MUL Tom
[8] HAROUN Faris
[9] MIRALLAS Kevin (-85')
[10] VERTONGHEN Jan
[11] MARTENS Maarten (C) (-78')
[15] SIMAEYS Jeroen
[18] DEMBELE Moussa

Substitutes:

[12] MA-KALAMBAY Yves (GK)
[13] CIMAN Laurent
[14] MULEMO Landry (+90')
[16] VANDEN BORRE Anthony (+78')
[19] ODIDJA-OFOE Vadis (+85')
[3] KOMPANY Vincent (N)
[6] FELLAINI Marouane (N)

Coach: DE SART Jean Francois (BEL)

Cautions:

FENG Xiaoting (CHN) 19', YUAN Weiwei (CHN) 41', HAROUN Faris (BEL) 74'

Expulsions:

TAN Wangsong (CHN) 53', ZHENG Zhi (CHN) 64'

Additional Time:

first half: 1 min., second half: 3 min.

CHN - China

[1] QIU Shengjiong (GK)
[2] TAN Wangsong
[3] FENG Xiaoting
[4] YUAN Weiwei
[5] LI Weifeng
[6] ZHOU Haibin
[8] ZHENG Zhi (C)
[9] GAO Lin (-46' HT)
[12] CUI Peng (-59')
[15] JIANG Ning
[16] ZHAO Xuri (-82')

Substitutes:

[7] HAO Junmin
[10] HAN Peng
[11] CHEN Tao (+59')
[13] SHEN Longyuan
[14] WAN Houliang (+82')
[17] DONG Fangzhuo (+46' HT)
[18] LIU Zhenli (GK)

Coach: DUJKOVIC Ratomir (SRB)

MATCH REPORT

比赛报告 / RAPPORT DE MATCH

BEL - CHN
2:0 (1:0)

Attendance: 45,756

BEL - Belgium

11
6
21
8
1
0
3
0
1
0
0
52%
27

STATISTICS

Shots
Shots on Goal
Fouls
Corner Kicks
Free Kicks
Penalty Kicks
Offsides
Own Goals
Cautions (Yellow Cards)
Expulsions (2nd Yellow)
Expulsions (Red Cards)
Ball Possession
Actual Playing Time

CHN - China

7
5
12
7
0
0
1
0
2
0
2
48%
25

| BEL - Belgium | | | | | | | | | | | | |
|--------------------|----------------------|-----|-----|----|----|------|------|-------|----|---|------|---|
| No. | Name | Pos | Min | GF | GA | SG/S | PK | Fouls | | Y | 2Y=R | R |
| | | | | | | | | FC | FS | | | |
| 1 | BAILLY Logan | GK | 90 | | | | | | | | | |
| 2 | DE ROOVER Sepp | D | 90 | | | | | 1 | 3 | | | |
| 4 | VERMAELEN Thomas | D | 90 | | | 1/1 | | 1 | 2 | | | |
| 5 | POCOGNOLI Sebastien | D | 89 | | | | | 1 | 1 | | | |
| 7 | DE MUL Tom | F | 90 | | | 1/2 | | 2 | 1 | | | |
| 8 | HAROUN Faris | M | 90 | | | | | 2 | 1 | 1 | | |
| 9 | MIRALLAS Kevin | F | 85 | 1 | | 2/3 | | 4 | | | | |
| 10 | VERTONGHEN Jan | M | 90 | | | 0/1 | | 3 | 1 | | | |
| 11 | MARTENS Maarten (C) | M | 78 | | | 0/2 | | | 1 | | | |
| 15 | SIMAEYS Jeroen | D | 90 | | | | | 1 | 1 | | | |
| 18 | DEMBELE Moussa | F | 90 | 1 | | 2/2 | | 6 | 2 | | | |
| Substitutes | | | | | | | | | | | | |
| 14 | MULEMO Landry | M | 1 | | | | | | | | | |
| 16 | VANDEN BORRE Anthony | M | 12 | | | | | | | | | |
| 19 | ODIDJA-OFOE Vadis | M | 5 | | | | | | | | | |
| Totals | | | | | 2 | | 6/11 | 21 | 13 | 1 | | |

| CHN - China | | | | | | | | | | | | |
|--------------------|----------------|-----|-----|----|----|------|----|-------|----|---|------|---|
| No. | Name | Pos | Min | GF | GA | SG/S | PK | Fouls | | Y | 2Y=R | R |
| | | | | | | | | FC | FS | | | |
| 1 | QIU Shengjiong | GK | 90 | | 2 | | | | | | | |
| 2 | TAN Wangsong | D | 53 | | | | | | 1 | | | 1 |
| 3 | FENG Xiaoting | D | 90 | | | | | | 2 | 1 | | |
| 4 | YUAN Weiwei | D | 90 | | | | | 2 | 2 | 1 | | |
| 5 | LI Weifeng | D | 90 | | | 1/1 | | | 5 | | | |
| 6 | ZHOU Haibin | M | 90 | | | | | 1 | 1 | | | |
| 8 | ZHENG Zhi (C) | M | 64 | | | | | 2 | 2 | | | 1 |
| 9 | GAO Lin | F | 45 | | | 0/1 | | 2 | | | | |
| 12 | CUI Peng | M | 59 | | | | | | 1 | | | |
| 15 | JIANG Ning | F | 90 | | | 1/1 | | 2 | 2 | | | |
| 16 | ZHAO Xuri | D | 81 | | | 2/2 | | 2 | | | | |
| Substitutes | | | | | | | | | | | | |
| 11 | CHEN Tao | F | 31 | | | 1/1 | | | 2 | | | |
| 14 | WAN Houliang | D | 9 | | | 0/1 | | | 1 | | | |
| 17 | DONG Fangzhuo | F | 45 | | | | | | 1 | | | |
| Totals | | | | | 2 | 5/7 | | 12 | 20 | 2 | | 2 |

| Legend: | | | | | |
|---------|----------------------------------|------|-----------------------|-----|-----------------------------|
| -nn | Time when player substituted out | (C) | Captain | | |
| +nn | Time when player substituted in | 2Y=R | 2nd Yellow = Red Card | D | Defender |
| F | Forward | FC | Fouls Committed | FS | Fouls Suffered |
| GF | Goals For | GK | Goalkeeper | HT | Half-time |
| Min | Minutes Played | N | Not eligible to play | PK | Penalty Kicks (Goals/Shots) |
| R | Expulsions (Red Cards) | SG/S | Shots on Goal/Shots | Y | Cautions (Yellow Cards) |
| | | | | GA | Goals Against |
| | | | | M | Midfielder |
| | | | | Pos | Position |

MATCH REPORT

比赛报告 / RAPPORT DE MATCH

CMR - HON
1:0 (0:0)

Attendance: 28,657

Match Officials:

Referee: AL HILALI Abdullah (OMA)
4th Official: STARK Wolfgang (GER)
Match Commissioner: THEUNE Tina (GER)

Assistant Referee 1: AL ALLAN Khaled (BRN)
Assistant Referee 2: AL MARZOUQI Saleh Mohamed (UAE)
General Coordinator: COMNINOS Patrick (GRE)

Goals Scored:

MBIA Stephane (CMR) 74'

CMR - Cameroon

[1] TIGNYEMB Amour (GK) (C)
[3] GHOMSI Antonio (-57')
[4] BIKEY Andre
[5] SONG Alexandre
[6] MBIA Stephane
[9] SONGOO Frank
[10] BEKAMENGA Christian
[11] BEBBE Gustave (-54')
[12] BEBEY Paul
[14] CHEDJOU Aurelien (-75')
[18] ENAM Alexis

Substitutes:

[7] MBOUA Marc
[8] MANDJECK Georges
[13] NKOULOU Nicolas (+57')
[15] NGAL Serge (+54')
[16] MAYEBI Joslain (GK)
[17] OLLE Alain (+75')
[2] BANING Albert (N)

Coach: NDTOUNGOU Martin (CMR)

HON - Honduras

[1] HERNANDEZ Kevin (GK)
[2] ARZU Quiarol
[3] MOLINA David
[4] CABALLERO Samuel
[5] NORALES Erick (-48')
[7] MARTINEZ Emil
[8] PADILLA Rigoberto (-82')
[9] PAVON Carlos (-52')
[10] NUNEZ Ramon
[12] CLAROS Jorge
[13] THOMAS Hendry (C)

Substitutes:

[6] MORALES Oscar (+48')
[11] RODAS Luis
[14] BERNARDEZ Jefferson (+82')
[15] LOPEZ Luis (+52')
[16] SANCHEZ Marvin
[17] ALVAREZ David
[18] ENAMORADO Obed (GK)

Coach: YEARWOOD Gilberto (HON)

Cautions:

CLAROS Jorge (HON) 5', SONGOO Frank (CMR) 20', NORALES Erick (HON) 24', ENAM Alexis (CMR) 47', HERNANDEZ Kevin (HON) 58', MARTINEZ Emil (HON) 66', BEBEY Paul (CMR) 74', THOMAS Hendry (HON) 90'

Expulsions:

None

Additional Time:

first half: 2 min., second half: 4 min.



MATCH REPORT

比赛报告 / RAPPORT DE MATCH

CMR - HON
1:0 (0:0)

Attendance: 28,657

CMR - Cameroon

21
9
20
5
3
0
6
0
3
0
0
60%
23

STATISTICS

Shots 9
 Shots on Goal 3
 Fouls 12
 Corner Kicks 2
 Free Kicks 5
 Penalty Kicks 0
 Offsides 4
 Own Goals 0
 Cautions (Yellow Cards) 5
 Expulsions (2nd Yellow) 0
 Expulsions (Red Cards) 0
 Ball Possession 40%
 Actual Playing Time 15

HON - Honduras

9
3
12
2
5
0
4
0
5
0
0
40%
15

CMR - Cameroon

| No. | Name | Pos | Min | GF | GA | SG/S | PK | Fouls | | Y | 2Y=R | R |
|--------------------|---------------------|-----|-----|----|----|------|------|-------|----|---|------|---|
| | | | | | | | | FC | FS | | | |
| 1 | TIGNYEMB Amour (C) | GK | 90 | | | | | | | | | |
| 3 | GHOMSI Antonio | D | 57 | | | | | 1 | | | | |
| 4 | BIKEY Andre | D | 90 | | | | | 3 | | | | |
| 5 | SONG Alexandre | D | 90 | | | 0/1 | | 3 | 2 | | | |
| 6 | MBIA Stephane | M | 90 | 1 | | 1/1 | | 2 | 3 | | | |
| 9 | SONGOO Frank | M | 90 | | | 0/2 | | 3 | 1 | 1 | | |
| 10 | BEKAMENGA Christian | F | 90 | | | 5/11 | | | 2 | | | |
| 11 | BEBBE Gustave | F | 54 | | | 1/2 | | 2 | | | | |
| 12 | BEBEY Paul | D | 90 | | | | | 1 | 2 | 1 | | |
| 14 | CHEDJOU Aurelien | M | 75 | | | 1/1 | | | 1 | | | |
| 18 | ENAM Alexis | D | 90 | | | | | 3 | 1 | 1 | | |
| Substitutes | | | | | | | | | | | | |
| 13 | NKOULOU Nicolas | D | 33 | | | | | | | | | |
| 15 | NGAL Serge | F | 36 | | | 1/3 | | 2 | | | | |
| 17 | OLLE Alain | M | 15 | | | | | | | | | |
| Totals | | | | | 1 | | 9/21 | 20 | 12 | 3 | | |

HON - Honduras

| No. | Name | Pos | Min | GF | GA | SG/S | PK | Fouls | | Y | 2Y=R | R |
|--------------------|---------------------|-----|-----|----|----|------|----|-------|----|---|------|---|
| | | | | | | | | FC | FS | | | |
| 1 | HERNANDEZ Kevin | GK | 90 | | 1 | | | | | 1 | | |
| 2 | ARZU Quiarol | D | 90 | | | | | 2 | | | | |
| 3 | MOLINA David | D | 90 | | | | | 1 | | | | |
| 4 | CABALLERO Samuel | D | 90 | | | | | | | | | |
| 5 | NORALES Erick | D | 48 | | | | | 1 | 2 | 1 | | |
| 7 | MARTINEZ Emil | M | 90 | | | 2/3 | | | 4 | 1 | | |
| 8 | PADILLA Rigoberto | M | 81 | | | 0/1 | | | 3 | | | |
| 9 | PAVON Carlos | F | 52 | | | | | 1 | 3 | | | |
| 10 | NUNEZ Ramon | M | 90 | | | 1/3 | | 2 | 3 | | | |
| 12 | CLAROS Jorge | M | 90 | | | | | 1 | | 1 | | |
| 13 | THOMAS Hendry (C) | M | 90 | | | | | 2 | 2 | 1 | | |
| Substitutes | | | | | | | | | | | | |
| 6 | MORALES Oscar | D | 42 | | | | | | 1 | | | |
| 14 | BERNARDEZ Jefferson | F | 9 | | | | | 1 | 1 | | | |
| 15 | LOPEZ Luis | F | 38 | | | 0/2 | | 1 | | | | |
| Totals | | | | | 1 | 3/9 | | 12 | 19 | 5 | | |

Legend:

| | | | | |
|------|----------------------------------|------|-----------------------------|------------------------|
| -nn | Time when player substituted out | (C) | Captain | |
| +nn | Time when player substituted in | 2Y=R | 2nd Yellow = Red Card | |
| F | Forward | FC | Fouls Committed | |
| GF | Goals For | GK | Goalkeeper | |
| N | Not eligible to play | PK | Penalty Kicks (Goals/Shots) | |
| SG/S | Shots on Goal/Shots | Y | Cautions (Yellow Cards) | |
| | | | M | Midfielder |
| | | | Pos | Position |
| | | | D | Defender |
| | | | GA | Goals Against |
| | | | Min | Minutes Played |
| | | | R | Expulsions (Red Cards) |

Missing yellow card for CMR 12-BEBEY Paul

MATCH REPORT

比赛报告 / RAPPORT DE MATCH

ITA - KOR
3:0 (2:0)

Attendance: 29,455

Match Officials:

Referee: EINWALLER Thomas (AUT)
4th Official: STARK Wolfgang (GER)
Match Commissioner: ADOUM Djibrine (CHA)

Assistant Referee 1: HEIM Roland (AUT)
Assistant Referee 2: SCHWAB Norbert (AUT)
General Coordinator: COMNINOS Patrick (GRE)

Goals Scored:

ROSSI Giuseppe (ITA) 15', ROCCHI Tommaso (ITA) 31', MONTOLIVO Riccardo (ITA) 90'

ITA - Italy

[1] VIVIANO Emiliano (GK)
[2] MOTTA Marco
[4] NOCERINO Antonio (C)
[5] CIGARINI Luca
[6] CRISCITO Domenico
[7] MONTOLIVO Riccardo
[9] ROCCHI Tommaso (-58')
[10] GIOVINCO Sebastian (-77')
[11] ROSSI Giuseppe (-82')
[13] CODA Andrea
[15] BOCCHETTI Salvatore

Substitutes:

[3] DE CEGLIE Paolo
[8] MARCHISIO Claudio
[12] DESSENA Daniele (+82')
[14] ACQUAFRESCA Robert (+58')
[16] DE SILVESTRI Lorenzo
[17] ABATE Ignazio (+77')
[18] CONSIGLI Andrea (GK)

Coach: CASIRAGHI Pierluigi (ITA)

Cautions:

KIM Jung Woo (KOR) 20', OH Jang Eun (KOR) 71', KI Sung Yueng (KOR) 80'

Expulsions:

None

Additional Time:

first half: 1 min., second half: 4 min.

KOR - Korea

[1] JUNG Sung Ryong (GK)
[2] SHIN Kwang Hoon
[3] KIM Dong Jin
[4] KANG Min Soo
[6] KIM Jin Kyu (C)
[7] OH Jang Eun (-86')
[8] KIM Jung Woo (-46' HT)
[9] SHIN Young Rok (-46' HT)
[10] PARK Chu Young
[12] KI Sung Yueng
[17] LEE Keun Ho

Substitutes:

[5] KIM Chang Soo
[11] LEE Chung Yong (+46' HT)
[13] KIM Seung Yong
[14] BAEK Ji Hoon (+46' HT)
[15] KIM Kun Hoan
[16] CHO Young Cheol (+86')
[18] SONG You Gual (GK)

Coach: PARK Sung Wha (KOR)



MATCH REPORT

比赛报告 / RAPPORT DE MATCH

ITA - KOR
3:0 (2:0)

Attendance: 29,455

ITA - Italy

13
8
16
2
5
0
2
0
0
0
0
55%
29

STATISTICS

Shots 9
 Shots on Goal 6
 Fouls 17
 Corner Kicks 6
 Free Kicks 4
 Penalty Kicks 0
 Offsides 4
 Own Goals 0
 Cautions (Yellow Cards) 3
 Expulsions (2nd Yellow) 0
 Expulsions (Red Cards) 0
 Ball Possession 45%
 Actual Playing Time 23

KOR - Korea

9
6
17
6
4
0
4
0
3
0
0
45%
23

| ITA - Italy | | | | | | | | | | | | |
|--------------------|----------------------|-----|-----|----|----|------|------|-------|----|---|------|---|
| No. | Name | Pos | Min | GF | GA | SG/S | PK | Fouls | | Y | 2Y=R | R |
| | | | | | | | | FC | FS | | | |
| 1 | VIVIANO Emiliano | GK | 90 | | | | | | 1 | | | |
| 2 | MOTTA Marco | D | 90 | | | | | 1 | | | | |
| 4 | NOCERINO Antonio (C) | M | 90 | | | | | 2 | 2 | | | |
| 5 | CIGARINI Luca | M | 90 | | | | | 2 | 2 | | | |
| 6 | CRISCITO Domenico | D | 90 | | | | | | | | | |
| 7 | MONTOLIVO Riccardo | M | 90 | 1 | | 2/3 | | 1 | 2 | | | |
| 9 | ROCCHI Tommaso | F | 58 | 1 | | 3/3 | | 3 | | | | |
| 10 | GIOVINCO Sebastian | F | 76 | | | | | 1 | 3 | | | |
| 11 | ROSSI Giuseppe | F | 82 | 1 | | 3/5 | | 1 | 2 | | | |
| 13 | CODA Andrea | D | 90 | | | 0/1 | | 1 | 2 | | | |
| 15 | BOCCHETTI Salvatore | D | 90 | | | 0/1 | | 3 | 2 | | | |
| Substitutes | | | | | | | | | | | | |
| 12 | DESSENA Daniele | M | 8 | | | | | | | | | |
| 14 | ACQUAFRESCA Robert | F | 32 | | | | | | | | | |
| 17 | ABATE Ignazio | M | 14 | | | | | 1 | 1 | | | |
| Totals | | | | | 3 | | 8/13 | 16 | 17 | | | |

| KOR - Korea | | | | | | | | | | | | |
|--------------------|-----------------|-----|-----|----|----|------|----|-------|----|---|------|---|
| No. | Name | Pos | Min | GF | GA | SG/S | PK | Fouls | | Y | 2Y=R | R |
| | | | | | | | | FC | FS | | | |
| 1 | JUNG Sung Ryong | GK | 90 | | 3 | | | | | | | |
| 2 | SHIN Kwang Hoon | D | 90 | | | | | 2 | 4 | | | |
| 3 | KIM Dong Jin | D | 90 | | | 1/1 | | 1 | | | | |
| 4 | KANG Min Soo | D | 90 | | | | | 1 | | | | |
| 6 | KIM Jin Kyu (C) | D | 90 | | | | | 1 | | | | |
| 7 | OH Jang Eun | M | 86 | | | | | 2 | 1 | 1 | | |
| 8 | KIM Jung Woo | M | 45 | | | 1/1 | | 1 | 2 | 1 | | |
| 9 | SHIN Young Rok | F | 45 | | | 0/1 | | 3 | 2 | | | |
| 10 | PARK Chu Young | F | 90 | | | 3/3 | | | 3 | | | |
| 12 | KI Sung Yueng | M | 90 | | | | | 2 | 3 | 1 | | |
| 17 | LEE Keun Ho | F | 90 | | | 1/1 | | 1 | 1 | | | |
| Substitutes | | | | | | | | | | | | |
| 11 | LEE Chung Yong | M | 45 | | | | | 1 | | | | |
| 14 | BAEK Ji Hoon | M | 45 | | | 0/1 | | 2 | | | | |
| 16 | CHO Young Cheol | M | 4 | | | 0/1 | | | | | | |
| Totals | | | | | 3 | 6/9 | | 17 | 16 | 3 | | |

| | | | | | | |
|----------------|------|----------------------------------|------|-----------------------------|----|------------------------|
| Legend: | -nn | Time when player substituted out | (C) | Captain | | |
| | +nn | Time when player substituted in | 2Y=R | 2nd Yellow = Red Card | D | Defender |
| | F | Forward | FC | Fouls Committed | GA | Goals Against |
| | GF | Goals For | GK | Goalkeeper | M | Midfielder |
| | Min | Minutes Played | PK | Penalty Kicks (Goals/Shots) | R | Expulsions (Red Cards) |
| | SG/S | Shots on Goal/Shots | Y | Cautions (Yellow Cards) | | |

MATCH REPORT

比赛报告 / RAPPORT DE MATCH

NED - JPN
1:0 (0:0)

Attendance: 38,790

Match Officials:

Referee: BALDASSI Hector (ARG)
4th Official: MORENO Roberto (PAN)
Match Commissioner: ALUFURAI Martin (SOL)

Assistant Referee 1: CASAS Ricardo (ARG)
Assistant Referee 2: MAIDANA Hernan (ARG)
General Coordinator: PUCCI Stefano (ITA)

Goals Scored:

SIBON Gerald (NED) 73' penalty goal

NED - Netherlands

[18] VERMEER Kenneth (GK)
[3] MARCELLIS Dirk
[4] JALIENS Kew
[7] DE GUZMAN Jonathan (-90')
[8] EMANUELSON Urby
[9] MAKAAY Roy (C)
[10] SIBON Gerald (-75')
[11] BABEL Ryan
[12] MADURO Hedwiges (-61')
[13] JONG-A-PIN Calvin
[15] DRENTHE Royston

Substitutes:

[1] VELTHUIZEN Piet (GK)
[2] ZUIVERLOON Gianni (+75')
[5] PIETERS Erik (+90')
[6] LUIJCKX Kees
[16] BEERENS Roy
[17] BAKKAL Otman (+61')
[14] SNO Evander (N)

Coach: DE HAAN Foppe (NED)

Cautions:

SIBON Gerald (NED) 39', JALIENS Kew (NED) 63', TOYODA Yohei (JPN) 72', DE GUZMAN Jonathan (NED) 82'

Expulsions:

None

Additional Time:

first half: 1 min., second half: 3 min.

JPN - Japan

[1] NISHIKAWA Shusaku (GK)
[2] HOSOGAI Hajime
[3] YOSHIDA Maya
[4] MIZUMOTO Hiroki (C)
[5] NAGATOMO Yuto
[6] MORISHIGE Masato
[8] HONDA Keisuke (-80')
[9] TOYODA Yohei
[10] KAJIYAMA Yohei
[11] OKAZAKI Shinji (-86')
[12] TANIGUCHI Hiroyuki (-80')

Substitutes:

[7] UCHIDA Atsuto
[13] YASUDA Michihiro
[14] KAGAWA Shinji (+80')
[15] MORIMOTO Takayuki (+80')
[17] LEE Tadanari (+86')
[18] YAMAMOTO Kaito (GK)
[16] HONDA Takuya (N)

Coach: SORIMACHI Yasuharu (JPN)

MATCH REPORT

比赛报告 / RAPPORT DE MATCH

NED - JPN
1:0 (0:0)

Attendance: 38,790

NED - Netherlands

5
3
16
7
4
1
3
0
3
0
0
49%
18

STATISTICS

Shots
Shots on Goal
Fouls
Corner Kicks
Free Kicks
Penalty Kicks
Offsides
Own Goals
Cautions (Yellow Cards)
Expulsions (2nd Yellow)
Expulsions (Red Cards)
Ball Possession
Actual Playing Time

JPN - Japan

10
5
23
5
1
0
3
0
1
0
0
51%
19

| NED - Netherlands | | | | | | | | | | | | |
|--------------------|--------------------|-----|-----|----|----|------|-----|-------|----|----|------|---|
| No. | Name | Pos | Min | GF | GA | SG/S | PK | Fouls | | Y | 2Y=R | R |
| | | | | | | | | FC | FS | | | |
| 18 | VERMEER Kenneth | GK | 90 | | | | | | | | | |
| 3 | MARCELLIS Dirk | D | 90 | | | | | | | | | |
| 4 | JALIENS Kew | D | 90 | | | | | 1 | | 1 | | |
| 7 | DE GUZMAN Jonathan | M | 89 | | | 1/1 | | 7 | 1 | 1 | | |
| 8 | EMANUELSON Urby | M | 90 | | | 0/1 | | | 5 | | | |
| 9 | MAKAAY Roy (C) | F | 90 | | | 1/1 | | | | | | |
| 10 | SIBON Gerald | F | 75 | 1 | | 1/1 | 1/1 | 3 | 1 | 1 | | |
| 11 | BABEL Ryan | F | 90 | | | | | 1 | 5 | | | |
| 12 | MADURO Hedwiges | M | 61 | | | 0/1 | | 2 | 1 | | | |
| 13 | JONG-A-PIN Calvin | D | 90 | | | | | | | 3 | | |
| 15 | DRENTHE Royston | M | 90 | | | | | 1 | 3 | | | |
| Substitutes | | | | | | | | | | | | |
| 2 | ZUIVERLOON Gianni | D | 15 | | | | | 1 | 1 | | | |
| 5 | PIETERS Erik | D | 1 | | | | | | | | | |
| 17 | BAKKAL Otman | M | 29 | | | | | | | 1 | | |
| Totals | | | | | 1 | | 3/5 | 1/1 | 16 | 22 | 3 | |

| JPN - Japan | | | | | | | | | | | | |
|--------------------|---------------------|-----|-----|----|----|------|----|-------|----|---|------|---|
| No. | Name | Pos | Min | GF | GA | SG/S | PK | Fouls | | Y | 2Y=R | R |
| | | | | | | | | FC | FS | | | |
| 1 | NISHIKAWA Shusaku | GK | 90 | | 1 | | | | | | | |
| 2 | HOSOGAI Hajime | M | 90 | | | | | 4 | 2 | | | |
| 3 | YOSHIDA Maya | D | 90 | | | 0/1 | | 1 | 1 | | | |
| 4 | MIZUMOTO Hiroki (C) | D | 90 | | | | | | 1 | | | |
| 5 | NAGATOMO Yuto | D | 90 | | | 1/1 | | 1 | 4 | | | |
| 6 | MORISHIGE Masato | D | 90 | | | 1/1 | | 3 | 2 | | | |
| 8 | HONDA Keisuke | M | 80 | | | | | 3 | 2 | | | |
| 9 | TOYODA Yohei | F | 90 | | | 2/4 | | | | 1 | | |
| 10 | KAJIYAMA Yohei | M | 90 | | | 0/1 | | 3 | 2 | | | |
| 11 | OKAZAKI Shinji | F | 86 | | | 1/1 | | 6 | 1 | | | |
| 12 | TANIGUCHI Hiroyuki | M | 80 | | | | | 1 | 1 | | | |
| Substitutes | | | | | | | | | | | | |
| 14 | KAGAWA Shinji | M | 10 | | | 0/1 | | | | | | |
| 15 | MORIMOTO Takayuki | F | 10 | | | | | | | | | |
| 17 | LEE Tadanari | F | 4 | | | | | | | | | |
| Totals | | | | | 1 | 5/10 | | 23 | 16 | 1 | | |

| Legend: | | | | | |
|---------|----------------------------------|------|-----------------------------|-----|------------------------|
| -nn | Time when player substituted out | (C) | Captain | | |
| +nn | Time when player substituted in | 2Y=R | 2nd Yellow = Red Card | D | Defender |
| F | Forward | FC | Fouls Committed | GA | Goals Against |
| GF | Goals For | GK | Goalkeeper | Min | Minutes Played |
| N | Not eligible to play | PK | Penalty Kicks (Goals/Shots) | R | Expulsions (Red Cards) |
| SG/S | Shots on Goal/Shots | Y | Cautions (Yellow Cards) | | |

MATCH REPORT

比赛报告 / RAPPORT DE MATCH

NGR - USA
2:1 (1:0)

Attendance: 48,096

Match Officials:

Referee: STARK Wolfgang (GER)
4th Official: AL GHAMDI Khalil (KSA)
Match Commissioner: KASSABOV Michail (BUL)

Assistant Referee 1: WEZEL Volker (GER)
Assistant Referee 2: SALVER Jan-Hendrik (GER)
General Coordinator: SIEBER Walter (CAN)

Goals Scored:

ISAAC Promise (NGR) 39', OBINNA Victor (NGR) 79', KLJESTAN Sacha (USA) 88' penalty goal

NGR - Nigeria

[1] VANZEKIN Ambruse (GK)
[2] OKONKWO Chibuzor
[5] ADELEYE Dele
[6] JAMES Monday
[7] OGBUKE OBASI Chinedu
[8] KAITA Sani
[9] OBINNA Victor
[10] ISAAC Promise (C) (-73')
[11] OKORONKWO Solomon (-68')
[12] AJILORE Ebenezer (-85')
[15] AMBROSE Efe

Substitutes:

[14] ODEMWINGIE Peter (+68')
[16] ANICHEBE Victor (+73')
[17] EKPO Emmanuel (+85')
[18] EZENWA Ikechukwu (GK)
[19] OLUFEMI Oladapo
[4] APAM Onyekachi (N)
[13] ADEFEMI Olubayo (N)

Coach: SIASIA Samson (NGR)

Cautions:

FEILHABER Benny (USA) 60', VANZEKIN Ambruse (NGR) 87'

Expulsions:

OROZCO Michael (USA) 3'

Additional Time:

first half: 1 min., second half: 4 min.

USA - United States

[18] GUZAN Brad (GK)
[2] WYNNE Marvell
[3] OROZCO Michael
[6] EDU Maurice
[7] HOLDEN Stuart (-77')
[8] SZETELA Danny (-68')
[12] ALTIDORE Jozy (-46' HT)
[14] ROGERS Robbie
[15] PARKHURST Michael
[16] KLJESTAN Sacha
[17] McBRIDE Brian (C)

Substitutes:

[1] SEITZ Chris (GK)
[5] McCARTY Dax (+68')
[9] DAVIES Charlie (+77')
[10] FEILHABER Benny (+46' HT)
[13] IANNI Patrick
[4] BRADLEY Michael (N)
[11] ADU Freddy (N)

Coach: NOWAK Peter (POL)

MATCH REPORT

比赛报告 / RAPPORT DE MATCH

NGR - USA
2:1 (1:0)

Attendance: 48,096

NGR - Nigeria

32
18
12
6
0
0
1
0
1
0
0
60%
38

STATISTICS

Shots
Shots on Goal
Fouls
Corner Kicks
Free Kicks
Penalty Kicks
Offsides
Own Goals
Cautions (Yellow Cards)
Expulsions (2nd Yellow)
Expulsions (Red Cards)
Ball Possession
Actual Playing Time

USA - United States

7
4
8
2
0
1
0
0
1
0
1
40%
25

| NGR - Nigeria | | | | | | | | | | | | | |
|--------------------|----------------------|-----|-----|----|----|------|-------|-------|----|---|------|---|--|
| No. | Name | Pos | Min | GF | GA | SG/S | PK | Fouls | | Y | 2Y=R | R | |
| | | | | | | | | FC | FS | | | | |
| 1 | VANZEKIN Ambruse | GK | 90 | | 1 | | | | | 1 | | | |
| 2 | OKONKWO Chibuzor | D | 90 | | | 2/5 | | 1 | 1 | | | | |
| 5 | ADELEYE Dele | D | 90 | | | | | | 2 | | | | |
| 6 | JAMES Monday | M | 90 | | | 1/2 | | 3 | 1 | | | | |
| 7 | OGBUKE OBASI Chinedu | F | 90 | | | 3/5 | | 1 | | | | | |
| 8 | KAITA Sani | M | 90 | | | 0/1 | | | 1 | | | | |
| 9 | OBINNA Victor | F | 90 | 1 | | 4/7 | | 2 | 2 | | | | |
| 10 | ISAAC Promise (C) | M | 73 | 1 | | 1/1 | | 1 | | | | | |
| 11 | OKORONKWO Solomon | F | 68 | | | 1/4 | | | | | | | |
| 12 | AJILORE Ebenezer | M | 85 | | | 4/4 | | | | | | | |
| 15 | AMBROSE Efe | D | 90 | | | | | 1 | 1 | | | | |
| Substitutes | | | | | | | | | | | | | |
| 14 | ODEMWINGIE Peter | F | 22 | | | 1/1 | | | | | | | |
| 16 | ANICHEBE Victor | F | 17 | | | 0/1 | | 1 | | | | | |
| 17 | EKPO Emmanuel | M | 5 | | | 1/1 | | 1 | | | | | |
| Totals | | | | | 2 | 1 | 18/32 | | 12 | 8 | 1 | | |

| USA - United States | | | | | | | | | | | | | |
|---------------------|-------------------|-----|-----|----|----|------|-----|-------|----|----|------|---|---|
| No. | Name | Pos | Min | GF | GA | SG/S | PK | Fouls | | Y | 2Y=R | R | |
| | | | | | | | | FC | FS | | | | |
| 18 | GUZAN Brad | GK | 90 | | 2 | | | | | | | | |
| 2 | WYNNE Marvell | D | 90 | | | | | | 2 | | | | |
| 3 | OROZCO Michael | D | 3 | | | | | | | | | 1 | |
| 6 | EDU Maurice | M | 90 | | | | | | 1 | | | | |
| 7 | HOLDEN Stuart | M | 77 | | | 0/1 | | 2 | 1 | | | | |
| 8 | SZETELA Danny | M | 68 | | | | | | 1 | | | | |
| 12 | ALTIDORE Jozy | F | 45 | | | | | 2 | | | | | |
| 14 | ROGERS Robbie | M | 90 | | | 1/1 | | 1 | 1 | | | | |
| 15 | PARKHURST Michael | D | 90 | | | | | | | | | | |
| 16 | KLJESTAN Sacha | M | 90 | 1 | | 0/1 | 1/1 | 2 | 2 | | | | |
| 17 | McBRIDE Brian (C) | F | 90 | | | 1/2 | | 1 | | | | | |
| Substitutes | | | | | | | | | | | | | |
| 5 | McCARTY Dax | M | 22 | | | | | | | | | | |
| 9 | DAVIES Charlie | F | 13 | | | 2/2 | | | | | | | |
| 10 | FEILHABER Benny | M | 45 | | | | | | 3 | 1 | | | |
| Totals | | | | | 1 | 2 | 4/7 | 1/1 | 8 | 12 | 1 | | 1 |

| Legend: | | | | | |
|---------|----------------------------------|------|-----------------------|-----|-----------------------------|
| -nn | Time when player substituted out | (C) | Captain | | |
| +nn | Time when player substituted in | 2Y=R | 2nd Yellow = Red Card | D | Defender |
| F | Forward | FC | Fouls Committed | FS | Fouls Suffered |
| GF | Goals For | GK | Goalkeeper | HT | Half-time |
| Min | Minutes Played | N | Not eligible to play | PK | Penalty Kicks (Goals/Shots) |
| R | Expulsions (Red Cards) | SG/S | Shots on Goal/Shots | Y | Cautions (Yellow Cards) |
| | | | | GA | Goals Against |
| | | | | M | Midfielder |
| | | | | Pos | Position |

MATCH REPORT

比赛报告 / RAPPORT DE MATCH

KOR - HON
1:0 (1:0)

Attendance: 34,160

Match Officials:

Referee: HESTER Michael (NZL)
4th Official: KASSAI Viktor (HUN)
Match Commissioner: MEMENE Seyi (TOG)

Assistant Referee 1: MAKASINI Tevita (TGA)
Assistant Referee 2: JOSEPH Michael (VAN)
General Coordinator: JOHN Windsor (MAS)

Goals Scored:

KIM Dong Jin (KOR) 23'

KOR - Korea

[1] JUNG Sung Ryong (GK)
[2] SHIN Kwang Hoon
[3] KIM Dong Jin
[4] KANG Min Soo
[6] KIM Jin Kyu (C)
[8] KIM Jung Woo
[10] PARK Chu Young
[11] LEE Chung Yong (-76')
[12] KI Sung Yueng (-72')
[13] KIM Seung Yong (-37')
[17] LEE Keun Ho

Substitutes:

[5] KIM Chang Soo
[7] OH Jang Eun
[9] SHIN Young Rok
[14] BAEK Ji Hoon (+72')
[15] KIM Kun Hoan (+76')
[16] CHO Young Cheol (+37')
[18] SONG You Gual (GK)

Coach: PARK Sung Wha (KOR)

Cautions:

KI Sung Yueng (KOR) 25', KIM Jung Woo (KOR) 86'

Expulsions:

None

Additional Time:

first half: 1 min., second half: 4 min.

HON - Honduras

[18] ENAMORADO Obed (GK)
[2] ARZU Quiarol
[3] MOLINA David
[4] CABALLERO Samuel (C)
[6] MORALES Oscar
[7] MARTINEZ Emil
[10] NUNEZ Ramon (-63')
[12] CLAROS Jorge
[15] LOPEZ Luis
[16] SANCHEZ Marvin (-46' HT)
[17] ALVAREZ David (-46' HT)

Substitutes:

[8] PADILLA Rigoberto (+46' HT)
[11] RODAS Luis (+63')
[14] BERNARDEZ Jefferson
[20] DELGADO Edder
[21] GUILTY Jose (+46' HT)
[1] HERNANDEZ Kevin (GK) (N)
[13] THOMAS Hendry (N)

Coach: YEARWOOD Gilberto (HON)



MATCH REPORT

比赛报告 / RAPPORT DE MATCH

KOR - HON
1:0 (1:0)

Attendance: 34,160

KOR - Korea

14
11
14
4
4
0
5
0
2
0
0
0
48%
28

STATISTICS

Shots
Shots on Goal
Fouls
Corner Kicks
Free Kicks
Penalty Kicks
Offsides
Own Goals
Cautions (Yellow Cards)
Expulsions (2nd Yellow)
Expulsions (Red Cards)
Ball Possession
Actual Playing Time

HON - Honduras

13
4
13
3
0
0
1
0
0
0
0
52%
31

| KOR - Korea | | | | | | | | | | | | |
|--------------------|-----------------|-----|-----|----|----|------|-------|-------|----|---|------|---|
| No. | Name | Pos | Min | GF | GA | SG/S | PK | Fouls | | Y | 2Y=R | R |
| | | | | | | | | FC | FS | | | |
| 1 | JUNG Sung Ryong | GK | 90 | | | | | | | | | |
| 2 | SHIN Kwang Hoon | D | 90 | | | 1/1 | | | 2 | | | |
| 3 | KIM Dong Jin | D | 90 | 1 | | 2/2 | | 3 | | | | |
| 4 | KANG Min Soo | D | 90 | | | | | 1 | | | | |
| 6 | KIM Jin Kyu (C) | D | 90 | | | | | 2 | 1 | | | |
| 8 | KIM Jung Woo | M | 90 | | | | | 3 | | 1 | | |
| 10 | PARK Chu Young | F | 90 | | | 1/1 | | | 4 | | | |
| 11 | LEE Chung Yong | M | 76 | | | | | 1 | 2 | | | |
| 12 | KI Sung Yueng | M | 72 | | | 1/1 | | 1 | | 1 | | |
| 13 | KIM Seung Yong | M | 37 | | | | | 2 | | | | |
| 17 | LEE Keun Ho | F | 90 | | | 3/4 | | 1 | 1 | | | |
| Substitutes | | | | | | | | | | | | |
| 14 | BAEK Ji Hoon | M | 18 | | | | | | 1 | | | |
| 15 | KIM Kun Hoan | D | 14 | | | 0/1 | | | | | | |
| 16 | CHO Young Cheol | M | 53 | | | 3/4 | | | 2 | | | |
| Totals | | | | | 1 | | 11/14 | 14 | 13 | 2 | | |

| HON - Honduras | | | | | | | | | | | | |
|--------------------|----------------------|-----|-----|----|----|------|----|-------|----|---|------|---|
| No. | Name | Pos | Min | GF | GA | SG/S | PK | Fouls | | Y | 2Y=R | R |
| | | | | | | | | FC | FS | | | |
| 18 | ENAMORADO Obed | GK | 90 | | 1 | | | | | | | |
| 2 | ARZU Quiarol | D | 90 | | | | | 1 | | | | |
| 3 | MOLINA David | D | 90 | | | | | 2 | 2 | | | |
| 4 | CABALLERO Samuel (C) | D | 90 | | | | | | 1 | | | |
| 6 | MORALES Oscar | D | 90 | | | | | | 1 | | | |
| 7 | MARTINEZ Emil | M | 90 | | | 1/2 | | 2 | 2 | | | |
| 10 | NUNEZ Ramon | M | 63 | | | 1/3 | | | 1 | | | |
| 12 | CLAROS Jorge | M | 90 | | | 0/1 | | | | | | |
| 15 | LOPEZ Luis | F | 90 | | | 1/2 | | 2 | 1 | | | |
| 16 | SANCHEZ Marvin | M | 45 | | | | | 1 | 1 | | | |
| 17 | ALVAREZ David | D | 45 | | | | | | | | | |
| Substitutes | | | | | | | | | | | | |
| 8 | PADILLA Rigoberto | M | 45 | | | 1/3 | | 3 | | | | |
| 11 | RODAS Luis | F | 27 | | | 0/2 | | | 1 | | | |
| 21 | GUIY Jose | F | 45 | | | | | 2 | 3 | | | |
| Totals | | | | | 1 | 4/13 | | 13 | 13 | | | |

| Legend: | | | | | |
|---------|----------------------------------|------|-------------------------|-----|-----------------------------|
| -nn | Time when player substituted out | (C) | Captain | | |
| +nn | Time when player substituted in | 2Y=R | 2nd Yellow = Red Card | D | Defender |
| F | Forward | FC | Fouls Committed | GA | Goals Against |
| GF | Goals For | GK | Goalkeeper | M | Midfielder |
| Min | Minutes Played | N | Not eligible to play | PK | Penalty Kicks (Goals/Shots) |
| R | Expulsions (Red Cards) | SG/S | Shots on Goal/Shots | Pos | Position |
| | | HT | Half-time | | |
| | | Y | Cautions (Yellow Cards) | | |

MATCH REPORT

比赛报告 / RAPPORT DE MATCH

CMR - ITA
0:0

Attendance: 47,307

Match Officials:

Referee: VAZQUEZ Martin (URU)
4th Official: LANNOY Stephane (FRA)
Match Commissioner: RAKHIMOV Bakhtier (UZB)

Assistant Referee 1: ESPINOSA Mauricio (URU)
Assistant Referee 2: NIEVAS Miguel (URU)
General Coordinator: TINOCO Rafael (GUA)

CMR - Cameroon

[1] TIGNYEMB Amour (GK) (C)
[3] GHOMSI Antonio
[4] BIKEY Andre
[5] SONG Alexandre
[6] MBIA Stephane
[8] MANDJECK Georges
[10] BEKAMENGA Christian (-75')
[12] BEBEY Paul
[13] NKOULOU Nicolas
[14] CHEDJOU Aurelien (-68')
[15] NGAL Serge (-56')

ITA - Italy

[1] VIVIANO Emiliano (GK)
[3] DE CEGLIE Paolo
[4] NOCERINO Antonio (C)
[7] MONTOLIVO Riccardo
[10] GIOVINCO Sebastian (-88')
[11] ROSSI Giuseppe
[12] DESSENA Daniele (-60')
[13] CODA Andrea
[14] ACQUAFRESCA Robert (-70')
[15] BOCCHETTI Salvatore
[16] DE SILVESTRI Lorenzo

Substitutes:

[7] MBOUA Marc
[9] SONGOO Frank (+68')
[11] BEBBE Gustave (+56')
[16] MAYEBI Joslain (GK)
[17] OLLE Alain (+75')
[2] *BANING Albert (N)*
[18] *ENAM Alexis (I)*

Substitutes:

[2] MOTTA Marco
[5] CIGARINI Luca (+60')
[6] CRISCITO Domenico
[17] ABATE Ignazio (+70')
[18] CONSIGLI Andrea (GK)
[20] CANDREVA Antonio (+88')
[21] RUSSOTTO Andrea

Coach: NDTOUNGOU Martin (CMR)

Coach: CASIRAGHI Pierluigi (ITA)

Cautions:

BOCCHETTI Salvatore (ITA) 15', NOCERINO Antonio (ITA) 21', BEBEY Paul (CMR) 42'

Expulsions:

MANDJECK Georges (CMR) 32'

Additional Time:

first half: 2 min., second half: 2 min.

MATCH REPORT

比赛报告 / RAPPORT DE MATCH

CMR - ITA
0:0

Attendance: 47,307

CMR - Cameroon

4
2
10
1
0
1
0
0
1
0
1
0
51%
35

STATISTICS

Shots 5
Shots on Goal 3
Fouls 13
Corner Kicks 1
Free Kicks 0
Penalty Kicks 0
Offsides 5
Own Goals 0
Cautions (Yellow Cards) 2
Expulsions (2nd Yellow) 0
Expulsions (Red Cards) 0
Ball Possession 49%
Actual Playing Time 33

ITA - Italy

5
3
13
1
0
0
5
0
2
0
0
49%
33

| CMR - Cameroon | | | | | | | | | | | | |
|--------------------|---------------------|-----|-----|----|----|------|-----|-------|----|---|------|---|
| No. | Name | Pos | Min | GF | GA | SG/S | PK | Fouls | | Y | 2Y=R | R |
| | | | | | | | | FC | FS | | | |
| 1 | TIGNYEMB Amour (C) | GK | 90 | | | | | | | | | |
| 3 | GHOMSI Antonio | D | 90 | | | | | 1 | 1 | | | |
| 4 | BIKEY Andre | D | 90 | | | | | | 2 | | | |
| 5 | SONG Alexandre | D | 90 | | | 1/3 | | 2 | 1 | | | |
| 6 | MBIA Stephane | M | 90 | | | | | 2 | 3 | | | |
| 8 | MANDJECK Georges | M | 32 | | | | | | 1 | | | 1 |
| 10 | BEKAMENGA Christian | F | 75 | | | | | | 1 | | | |
| 12 | BEBEY Paul | D | 90 | | | | | 1 | | 1 | | |
| 13 | NKOULOU Nicolas | D | 90 | | | | | | | | | |
| 14 | CHEDJOU Aurelien | M | 68 | | | 1/1 | 0/1 | | 1 | | | |
| 15 | NGAL Serge | F | 56 | | | | | 3 | 2 | | | |
| Substitutes | | | | | | | | | | | | |
| 9 | SONGOO Frank | M | 22 | | | | | | | | | |
| 11 | BEBBE Gustave | F | 34 | | | | | | | | | |
| 17 | OLLE Alain | M | 15 | | | | | 1 | | | | |
| Totals | | | | | | 2/4 | 0/1 | 10 | 12 | 1 | | 1 |

| ITA - Italy | | | | | | | | | | | | |
|--------------------|----------------------|-----|-----|----|----|------|----|-------|----|---|------|---|
| No. | Name | Pos | Min | GF | GA | SG/S | PK | Fouls | | Y | 2Y=R | R |
| | | | | | | | | FC | FS | | | |
| 1 | VIVIANO Emiliano | GK | 90 | | | | | | | | | |
| 3 | DE CEGLIE Paolo | D | 90 | | | | | 1 | | | | |
| 4 | NOCERINO Antonio (C) | M | 90 | | | | | 1 | 2 | 1 | | |
| 7 | MONTOLIVO Riccardo | M | 90 | | | | | | | | | |
| 10 | GIOVINCO Sebastiano | F | 88 | | | 1/1 | | 1 | 2 | | | |
| 11 | ROSSI Giuseppe | F | 90 | | | 1/1 | | 2 | 3 | | | |
| 12 | DESSENA Daniele | M | 60 | | | | | 4 | | | | |
| 13 | CODA Andrea | D | 90 | | | | | 1 | | | | |
| 14 | ACQUAFRESCA Robert | F | 70 | | | 0/2 | | 2 | | | | |
| 15 | BOCCHETTI Salvatore | D | 90 | | | | | 1 | 4 | 1 | | |
| 16 | DE SILVESTRI Lorenzo | D | 90 | | | | | | | | | |
| Substitutes | | | | | | | | | | | | |
| 5 | CIGARINI Luca | M | 30 | | | 1/1 | | | | | | |
| 17 | ABATE Ignazio | M | 20 | | | | | | | | | |
| 20 | CANDREVA Antonio | M | 2 | | | | | | | | | |
| Totals | | | | | | 3/5 | | 13 | 11 | 2 | | |

| Legend: | | | | | |
|---------|----------------------------------|------|-----------------------|-----|-----------------------------|
| -nn | Time when player substituted out | (C) | Captain | | |
| +nn | Time when player substituted in | 2Y=R | 2nd Yellow = Red Card | D | Defender |
| F | Forward | FC | Fouls Committed | GA | Goals Against |
| GF | Goals For | GK | Goalkeeper | I | Injured |
| Min | Minutes Played | N | Not eligible to play | PK | Penalty Kicks (Goals/Shots) |
| R | Expulsions (Red Cards) | SG/S | Shots on Goal/Shots | Y | Cautions (Yellow Cards) |
| | | | | Pos | Position |

MATCH REPORT

比赛报告 / RAPPORT DE MATCH

CIV - AUS
1:0 (0:0)

Attendance: 50,437

Match Officials:

Referee: MARRUFO Jair (USA)
4th Official: LANNOY Stephane (FRA)
Match Commissioner: NSEKERA Lydia (BDI)

Assistant Referee 1: QUISENBERRY Kermit (USA)
Assistant Referee 2: MORGAN Ricardo (JAM)
General Coordinator: TINOCO Rafael (GUA)

Goals Scored:

KALOU Salomon (CIV) 81'

CIV - Côte d'Ivoire

[1] ANGBAN Vincent (GK)
[2] WAWA Serge
[3] DIARRASSOUBA Ousm. Viera
[4] BAMBA Souleymane
[5] ANGOUA Brou
[8] KALOU Salomon (-90')
[9] DJA DJEDJE Franck (-82')
[10] KONE Emmanuel
[12] BAGAYOKO Mamadou
[14] GERVINHO (C)
[18] CISSE Sekou (-87')

Substitutes:

[6] KAMBOU Herve (+82')
[7] COULIBALY Kafoumba
[11] MOURA-KOMENAN Anthony (+90')
[13] GUIE-GUIE Abraham (+87')
[15] TAMLA Ladjji
[16] OKOUA Christian (GK)
[17] N GOSSAN Antoine

Coach: GILI Gerard (FRA)

Cautions:

KONE Emmanuel (CIV) 46', MUSIALIK Stuart (AUS) 75'

Expulsions:

None

Additional Time:

first half: 1 min., second half: 3 min.

AUS - Australia

[1] FEDERICI Adam (GK)
[2] NORTH Jade
[4] MILLIGAN Mark (C) (-86')
[5] SPIRANOVIC Matthew
[8] MUSIALIK Stuart
[9] BRIDGE Mark
[11] CARNEY David
[12] McCLENAHAN Trent
[15] SARKIES Kristian
[16] CELESKI Billy (-86')
[17] RUKAVYTSYA Nikita (-73')

Substitutes:

[3] LEIJER Adrian
[6] TOPOR-STANLEY Nikolai (+86')
[7] KILKENNY Neil
[14] TROISI James (+86')
[18] VELAPHI Tando (GK)
[21] SIMON Matt (+73')
[13] ZADKOVICH Ruben (I)

Coach: ARNOLD Graham (AUS)

MATCH REPORT

比赛报告 / RAPPORT DE MATCH

CIV - AUS
1:0 (0:0)

Attendance: 50,437

CIV - Côte d'Ivoire

23
17
8
6
0
0
5
0
1
0
0
53%
38

STATISTICS

Shots 12
Shots on Goal 10
Fouls 8
Corner Kicks 4
Free Kicks 2
Penalty Kicks 0
Offsides 2
Own Goals 0
Cautions (Yellow Cards) 1
Expulsions (2nd Yellow) 0
Expulsions (Red Cards) 0
Ball Possession 47%
Actual Playing Time 34

AUS - Australia

12
10
8
4
2
0
2
0
1
0
0
47%
34

| CIV - Côte d'Ivoire | | | | | | | | | | | | |
|---------------------|--------------------------|-----|-----|----|----|------|-------|-------|----|---|------|---|
| No. | Name | Pos | Min | GF | GA | SG/S | PK | Fouls | | Y | 2Y=R | R |
| | | | | | | | | FC | FS | | | |
| 1 | ANGBAN Vincent | GK | 90 | | | | | | | | | |
| 2 | WAWA Serge | D | 90 | | | | | 1 | 1 | | | |
| 3 | DIARRASSOUBA Ousm. Viera | D | 90 | | | | | | | | | |
| 4 | BAMBA Souleymane | D | 90 | | | | | 1 | | | | |
| 5 | ANGOUA Brou | D | 90 | | | 1/1 | | 1 | 1 | | | |
| 8 | KALOU Salomon | F | 89 | 1 | | 6/9 | | | 2 | | | |
| 9 | DJA DJEDJE Franck | F | 82 | | | 3/3 | | 1 | 3 | | | |
| 10 | KONE Emmanuel | M | 90 | | | 2/3 | | 1 | | 1 | | |
| 12 | BAGAYOKO Mamadou | D | 90 | | | | | | 1 | | | |
| 14 | GERVINHO (C) | F | 90 | | | 3/3 | | 1 | | | | |
| 18 | CISSE Sekou | F | 87 | | | 0/2 | | 2 | | | | |
| Substitutes | | | | | | | | | | | | |
| 6 | KAMBOU Herve | M | 8 | | | | | | | | | |
| 11 | MOURA-KOMENAN Anthony | M | 1 | | | 1/1 | | | | | | |
| 13 | GUIE-GUIE Abraham | F | 3 | | | 1/1 | | | | | | |
| Totals | | | | | 1 | | 17/23 | 8 | 8 | 1 | | |

| AUS - Australia | | | | | | | | | | | | |
|--------------------|-----------------------|-----|-----|----|----|-------|----|-------|----|---|------|---|
| No. | Name | Pos | Min | GF | GA | SG/S | PK | Fouls | | Y | 2Y=R | R |
| | | | | | | | | FC | FS | | | |
| 1 | FEDERICI Adam | GK | 90 | | 1 | | | | | | | |
| 2 | NORTH Jade | D | 90 | | | | | | | | | |
| 4 | MILLIGAN Mark (C) | D | 86 | | | | | 3 | | | | |
| 5 | SPIRANOVIC Matthew | D | 90 | | | | | 1 | | | | |
| 8 | MUSIALIK Stuart | M | 90 | | | | | 1 | 2 | 1 | | |
| 9 | BRIDGE Mark | F | 90 | | | 2/2 | | | 2 | | | |
| 11 | CARNEY David | M | 90 | | | 1/1 | | | | | | |
| 12 | McCLENAHAN Trent | D | 90 | | | | | | 2 | | | |
| 15 | SARKIES Kristian | M | 90 | | | 0/1 | | 1 | 2 | | | |
| 16 | CELESKI Billy | M | 86 | | | 3/3 | | 1 | 1 | | | |
| 17 | RUKAUVYTSYA Nikita | F | 73 | | | 3/3 | | | | | | |
| Substitutes | | | | | | | | | | | | |
| 6 | TOPOR-STANLEY Nikolai | D | 4 | | | | | | | | | |
| 14 | TROISI James | M | 4 | | | | | 1 | | | | |
| 21 | SIMON Matt | F | 17 | | | 1/2 | | | | | | |
| Totals | | | | | 1 | 10/12 | | 8 | 9 | 1 | | |

| Legend: | | | | | |
|---------|----------------------------------|------|-----------------------------|----|------------------------|
| -nn | Time when player substituted out | (C) | Captain | | |
| +nn | Time when player substituted in | 2Y=R | 2nd Yellow = Red Card | D | Defender |
| F | Forward | FC | Fouls Committed | GA | Goals Against |
| GF | Goals For | GK | Goalkeeper | I | Injured |
| Min | Minutes Played | PK | Penalty Kicks (Goals/Shots) | M | Midfielder |
| SG/S | Shots on Goal/Shots | Y | Cautions (Yellow Cards) | R | Expulsions (Red Cards) |

MATCH REPORT

比赛报告 / RAPPORT DE MATCH

ARG - SRB
2:0 (1:0)

Attendance: 53,668

Match Officials:

Referee: AL HILALI Abdullah (OMA)
4th Official: AL GHAMDI Khalil (KSA)
Match Commissioner: SHADDAD Kamal (SUD)

Assistant Referee 1: AL MARZOUQI Saleh Mohamed (UAE)
Assistant Referee 2: AL GHAMDI Mohammed (KSA)
General Coordinator: SIEBER Walter (CAN)

Goals Scored:

LAVEZZI Ezequiel (ARG) 13' penalty goal, BUONANOTTE Diego (ARG) 84'

ARG - Argentina

[18] ROMERO Sergio (GK)
[4] ZABALETA Pablo
[5] GAGO Fernando
[6] FAZIO Federico
[7] SOSA Jose (-68')
[8] BANEGA Ever
[9] LAVEZZI Ezequiel (-73')
[11] DI MARIA Angel
[12] PAREJA Nicolas
[14] MASCHERANO Javier (C)
[17] BUONANOTTE Diego

Substitutes:

[1] USTARI Oscar (GK)
[2] GARAY Ezequiel
[3] MONZON Luciano (+68')
[10] RIQUELME Juan
[13] ACOSTA Lautaro (+73')
[15] MESSI Lionel
[16] AGUERO Sergio

Coach: BATISTA Sergio (ARG)

SRB - Serbia

[1] STOJKOVIC Vladimir (GK) (C)
[2] JOVANOVIC Marko (-43')
[3] KOLAROV Aleksandar
[4] KACAR Gojko
[5] RAJKOVIC Slobodan
[7] SMILJANIC Milan
[11] TOSIC Dusko
[13] FEJSA Ljubomir
[14] MRDAKOVIC Milijan
[15] ZIVKOVIC Aleksandar (-68')
[17] TOSIC Zoran (-85')

Substitutes:

[6] PAVLOVIC Predrag
[8] GULAN Nikola (+68')
[9] RAKIC Djordje
[12] TADIC Dusan (+85')
[16] TOMOVIC Nenad (+43')
[18] STAMENKOVIC Sasa (GK)
[19] KALUDJEROVIC Andrija

Coach: DJUKIC Miroslav (SRB)

Cautions:

LAVEZZI Ezequiel (ARG) 8', ZIVKOVIC Aleksandar (SRB) 26', BANEGA Ever (ARG) 43', TOSIC Zoran (SRB) 63', GULAN Nikola (SRB) 78', TOMOVIC Nenad (SRB) 79', TOSIC Dusko (SRB) 84', PAREJA Nicolas (ARG) 88'

Expulsions:

TOSIC Dusko (SRB) 91' 2nd yellow, RAJKOVIC Slobodan (SRB) FT

Additional Time:

first half: 2 min., second half: 3 min.

MATCH REPORT

比赛报告 / RAPPORT DE MATCH

ARG - SRB
2:0 (1:0)

Attendance: 53,668

ARG - Argentina

12
8
18
1
2
2
5
0
3
0
0
60%
36

STATISTICS

Shots
Shots on Goal
Fouls
Corner Kicks
Free Kicks
Penalty Kicks
Offsides
Own Goals
Cautions (Yellow Cards)
Expulsions (2nd Yellow)
Expulsions (Red Cards)
Ball Possession
Actual Playing Time

SRB - Serbia

6
4
22
5
2
0
0
0
5
1
1
40%
23

| ARG - Argentina | | | | | | | | | | | | |
|--------------------|-----------------------|-----|-----|----|----|------|------|-------|----|----|------|---|
| No. | Name | Pos | Min | GF | GA | SG/S | PK | Fouls | | Y | 2Y=R | R |
| | | | | | | | | FC | FS | | | |
| 18 | ROMERO Sergio | GK | 90 | | | | | | | | | |
| 4 | ZABALETA Pablo | D | 90 | | | 2/2 | | 3 | 1 | | | |
| 5 | GAGO Fernando | M | 90 | | | | | 1 | | | | |
| 6 | FAZIO Federico | D | 90 | | | | | 1 | | | | |
| 7 | SOSA Jose | M | 68 | | | 1/1 | | 4 | 3 | | | |
| 8 | BANEGA Ever | M | 90 | | | | | 3 | 4 | 1 | | |
| 9 | LAVEZZI Ezequiel | F | 73 | 1 | | 2/4 | 1/1 | 2 | 1 | 1 | | |
| 11 | DI MARIA Angel | M | 90 | | | 1/2 | 0/1 | | 6 | | | |
| 12 | PAREJA Nicolas | D | 90 | | | | | 2 | | 1 | | |
| 14 | MASCHERANO Javier (C) | M | 90 | | | | | 1 | | | | |
| 17 | BUONANOTTE Diego | F | 90 | 1 | | 2/2 | | | 4 | | | |
| Substitutes | | | | | | | | | | | | |
| 3 | MONZON Luciano | D | 22 | | | | | | | | | |
| 13 | ACOSTA Lautaro | F | 17 | | | 0/1 | | 1 | 3 | | | |
| Totals | | | | | 2 | | 8/12 | 1/2 | 18 | 22 | 3 | |

| SRB - Serbia | | | | | | | | | | | | |
|--------------------|------------------------|-----|-----|----|----|------|----|-------|----|---|------|---|
| No. | Name | Pos | Min | GF | GA | SG/S | PK | Fouls | | Y | 2Y=R | R |
| | | | | | | | | FC | FS | | | |
| 1 | STOJKOVIC Vladimir (C) | GK | 90 | | 2 | | | | 1 | | | |
| 2 | JOVANOVIC Marko | D | 43 | | | | | | | | | |
| 3 | KOLAROV Aleksandar | D | 90 | | | 1/1 | | 2 | 2 | | | |
| 4 | KACAR Gojko | D | 90 | | | 1/1 | | 3 | | | | |
| 5 | RAJKOVIC Slobodan | D | 90 | | | | | | | | | 1 |
| 7 | SMILJANIC Milan | M | 90 | | | | | 1 | 2 | | | |
| 11 | TOSIC Dusko | D | 89 | | | | | 4 | | 1 | 1 | |
| 13 | FEJSA Ljubomir | M | 90 | | | | | 4 | | | | |
| 14 | MRDAKOVIC Milijan | F | 90 | | | 1/3 | | | 1 | | | |
| 15 | ZIVKOVIC Aleksandar | D | 68 | | | | | 2 | 5 | 1 | | |
| 17 | TOSIC Zoran | M | 85 | | | 1/1 | | 2 | 2 | 1 | | |
| Substitutes | | | | | | | | | | | | |
| 8 | GULAN Nikola | M | 22 | | | | | 1 | | 1 | | |
| 12 | TADIC Dusan | M | 5 | | | | | | 1 | | | |
| 16 | TOMOVIC Nenad | D | 47 | | | | | 2 | 1 | 1 | | |
| Totals | | | | | 2 | 4/6 | | 22 | 15 | 5 | 1 | 1 |

| Legend: | | | | | |
|---------|----------------------------------|------|-----------------------------|-----|------------------------|
| -nn | Time when player substituted out | (C) | Captain | | |
| +nn | Time when player substituted in | 2Y=R | 2nd Yellow = Red Card | D | Defender |
| F | Forward | FC | Fouls Committed | FS | Fouls Suffered |
| GA | Goals Against | GF | Goals For | GK | Goalkeeper |
| Min | Minutes Played | PK | Penalty Kicks (Goals/Shots) | Pos | Position |
| SG/S | Shots on Goal/Shots | Y | Cautions (Yellow Cards) | | R |
| | | | | | Expulsions (Red Cards) |

MATCH REPORT

比赛报告 / RAPPORT DE MATCH

CHN - BRA
0:3 (0:1)

Attendance: 31,984

Match Officials:

Referee: DAMON Jerome (RSA)
4th Official: DIATTA Badara (SEN)
Match Commissioner: ADOUM Djibrine (CHA)

Assistant Referee 1: MOLEFE Enock (RSA)
Assistant Referee 2: NTAGUNGIRA Celestin (RWA)
General Coordinator: COMNINOS Patrick (GRE)

Goals Scored:

DIEGO (BRA) 18', THIAGO NEVES (BRA) 69', THIAGO NEVES (BRA) 73'

CHN - China

[18] LIU Zhenli (GK)
[5] LI Weifeng (C)
[6] ZHOU Haibin
[7] HAO Junmin (-75')
[10] HAN Peng
[12] CUI Peng
[14] WAN Houliang
[15] JIANG Ning
[16] ZHAO Xuri
[17] DONG Fangzhuo (-72')
[20] ZHU Ting

Substitutes:

[1] QIU Shengjiong (GK)
[9] GAO Lin (+72')
[13] SHEN Longyuan (+75')
[2] TAN Wangsong (N)
[3] FENG Xiaoting (N)
[4] YUAN Weiwei (N)
[8] ZHENG Zhi (N)

Coach: DUJKOVIC Ratomir (SRB)

Cautions:

HAN Peng (CHN) 68', LUCAS (BRA) 90'

Expulsions:

None

Additional Time:

first half: 1 min., second half: 3 min.

BRA - Brazil

[12] RENAN (GK)
[4] THIAGO SILVA
[6] MARCELO
[8] LUCAS
[9] ALEXANDRE PATO (-46' HT)
[10] RONALDINHO (C)
[11] RAMIRES
[13] ILSINHO (-83')
[14] BRENO
[15] DIEGO (-83')
[16] THIAGO NEVES

Substitutes:

[1] DIEGO ALVES (GK)
[2] RAFINHA (+83')
[3] ALEX SILVA
[5] HERNANES
[7] ANDERSON
[17] RAFAEL SOBIS (+46' HT)
[18] JO (+83')

Coach: DUNGA (BRA)



MATCH REPORT

比赛报告 / RAPPORT DE MATCH

CHN - BRA
0:3 (0:1)

Attendance: 31,984

CHN - China

10
7
9
7
4
0
1
0
1
0
0
32%
18

STATISTICS

Shots
Shots on Goal
Fouls
Corner Kicks
Free Kicks
Penalty Kicks
Offsides
Own Goals
Cautions (Yellow Cards)
Expulsions (2nd Yellow)
Expulsions (Red Cards)
Ball Possession
Actual Playing Time

BRA - Brazil

14
7
14
3
2
0
4
0
1
0
0
68%
40

| CHN - China | | | | | | | | | | | | |
|--------------------|----------------|-----|-----|----|----|------|----|-------|----|---|------|---|
| No. | Name | Pos | Min | GF | GA | SG/S | PK | Fouls | | Y | 2Y=R | R |
| | | | | | | | | FC | FS | | | |
| 18 | LIU Zhenli | GK | 90 | | 3 | | | | | | | |
| 5 | LI Weifeng (C) | D | 90 | | | | | | 1 | | | |
| 6 | ZHOU Haibin | M | 90 | | | 2/3 | | 2 | 1 | | | |
| 7 | HAO Junmin | M | 75 | | | 4/4 | | | 1 | | | |
| 10 | HAN Peng | F | 90 | | | | | 1 | | 1 | | |
| 12 | CUI Peng | M | 90 | | | 0/1 | | 1 | | | | |
| 14 | WAN Houliang | D | 90 | | | | | 1 | 1 | | | |
| 15 | JIANG Ning | F | 90 | | | 1/2 | | 1 | 2 | | | |
| 16 | ZHAO Xuri | D | 90 | | | | | 1 | 2 | | | |
| 17 | DONG Fangzhuo | F | 72 | | | | | | 1 | | | |
| 20 | ZHU Ting | F | 90 | | | | | 2 | 4 | | | |
| Substitutes | | | | | | | | | | | | |
| 9 | GAO Lin | F | 18 | | | | | | 1 | | | |
| 13 | SHEN Longyuan | M | 15 | | | | | | | | | |
| Totals | | | | | 3 | 7/10 | | 9 | 14 | 1 | | |

| BRA - Brazil | | | | | | | | | | | | |
|--------------------|----------------|-----|-----|----|----|------|----|-------|----|---|------|---|
| No. | Name | Pos | Min | GF | GA | SG/S | PK | Fouls | | Y | 2Y=R | R |
| | | | | | | | | FC | FS | | | |
| 12 | RENAN | GK | 90 | | | | | | | | | |
| 4 | THIAGO SILVA | D | 90 | | | | | 2 | | | | |
| 6 | MARCELO | D | 90 | | | 0/1 | | | | | | |
| 8 | LUCAS | M | 90 | | | | | 4 | | 1 | | |
| 9 | ALEXANDRE PATO | F | 45 | | | 1/2 | | | 1 | | | |
| 10 | RONALDINHO (C) | M | 90 | | | 3/3 | | 1 | 1 | | | |
| 11 | RAMIRES | M | 90 | | | 0/1 | | 1 | | | | |
| 13 | ILSINHO | D | 83 | | | | | 1 | 2 | | | |
| 14 | BRENO | D | 90 | | | | | | 1 | | | |
| 15 | DIEGO | M | 82 | 1 | | 1/3 | | 1 | 3 | | | |
| 16 | THIAGO NEVES | M | 90 | 2 | | 2/3 | | 2 | | | | |
| Substitutes | | | | | | | | | | | | |
| 2 | RAFINHA | D | 7 | | | | | | | | | |
| 17 | RAFAEL SOBIS | F | 45 | | | | | 1 | 1 | | | |
| 18 | JO | F | 8 | | | 0/1 | | 1 | | | | |
| Totals | | | | 3 | | 7/14 | | 14 | 9 | 1 | | |

| | | | | | |
|----------------|----------------------------------|------|-----------------------|-----|-----------------------------|
| Legend: | | | | | |
| -nn | Time when player substituted out | (C) | Captain | | |
| +nn | Time when player substituted in | 2Y=R | 2nd Yellow = Red Card | D | Defender |
| F | Forward | FC | Fouls Committed | GA | Goals Against |
| GF | Goals For | GK | Goalkeeper | M | Midfielder |
| Min | Minutes Played | N | Not eligible to play | PK | Penalty Kicks (Goals/Shots) |
| R | Expulsions (Red Cards) | SG/S | Shots on Goal/Shots | Pos | Position |
| | | HT | Half-time | Y | Cautions (Yellow Cards) |

MATCH REPORT

比赛报告 / RAPPORT DE MATCH

NZL - BEL
0:1 (0:1)

Attendance: 45,202

Match Officials:

Referee: POZO Pablo (CHI)
4th Official: KASSAI Viktor (HUN)
Match Commissioner: DANIEL Victor (GRN)

Assistant Referee 1: DIAZ Julio (CHI)
Assistant Referee 2: BASUALTO Patricio (CHI)
General Coordinator: JOHN Windsor (MAS)

Goals Scored:

HAROUN Faris (BEL) 35'

NZL - New Zealand

[1] SPOONLEY Jacob (GK)
[2] SCOTT Aaron (C) (-80')
[3] HOGG Ian
[4] PEVERLEY Cole
[6] BOXALL Michael
[7] ELLIOTT Simon
[8] HENDERSON Craig (-83')
[9] ELLENSOHN Daniel
[10] KILLEN Chris
[12] OLD Steven
[16] JENKINS Sam (-59')

Substitutes:

[13] VAN ROOYEN Shaun
[14] TINKLER Cole (+80')
[15] DRAPER Greg (+83')
[17] MESSAM Sam (+59')
[18] LITTLE Liam (GK)
[11] BROCKIE Jeremy (N)
[5] NELSEN Ryan (A)

Coach: JACOBS Stu (NZL)

Cautions:

HENDERSON Craig (NZL) 48', VERMAELEN Thomas (BEL) 53', SIMAEYS Jeroen (BEL) 84'

Expulsions:

ELLENSOHN Daniel (NZL) 46'

Additional Time:

first half: 1 min., second half: 3 min.

BEL - Belgium

[1] BAILLY Logan (GK)
[2] DE ROOVER Sepp
[4] VERMAELEN Thomas
[5] POCOGNOLI Sebastien
[7] DE MUL Tom (-83')
[8] HAROUN Faris
[9] MIRALLAS Kevin
[10] VERTONGHEN Jan
[11] MARTENS Maarten (C) (-68')
[15] SIMAEYS Jeroen
[18] DEMBELE Moussa

Substitutes:

[12] MA-KALAMBAY Yves (GK)
[13] CIMAN Laurent
[14] MULEMO Landry (+83')
[16] VANDEN BORRE Anthony (+68')
[19] ODIDJA-OFOE Vadis
[3] KOMPANY Vincent (A)
[6] FELLAINI Marouane (A)

Coach: DE SART Jean Francois (BEL)

MATCH REPORT

比赛报告 / RAPPORT DE MATCH

NZL - BEL
0:1 (0:1)

Attendance: 45,202

NZL - New Zealand

6
4
12
3
1
0
0
0
1
0
1
0
1
40%
22

STATISTICS

Shots
Shots on Goal
Fouls
Corner Kicks
Free Kicks
Penalty Kicks
Offsides
Own Goals
Cautions (Yellow Cards)
Expulsions (2nd Yellow)
Expulsions (Red Cards)
Ball Possession
Actual Playing Time

BEL - Belgium

30
17
11
11
1
0
1
0
2
0
0
60%
34

| NZL - New Zealand | | | | | | | | | | | | |
|--------------------|-------------------|-----|-----|----|----|------|----|-------|----|---|------|---|
| No. | Name | Pos | Min | GF | GA | SG/S | PK | Fouls | | Y | 2Y=R | R |
| | | | | | | | | FC | FS | | | |
| 1 | SPOONLEY Jacob | GK | 90 | | 1 | | | | | | | |
| 2 | SCOTT Aaron (C) | D | 80 | | | | | 2 | 1 | | | |
| 3 | HOGG Ian | D | 90 | | | | | 1 | 1 | | | |
| 4 | PEVERLEY Cole | M | 90 | | | | | 1 | 2 | | | |
| 6 | BOXALL Michael | D | 90 | | | 0/1 | | 1 | 1 | | | |
| 7 | ELLIOTT Simon | M | 90 | | | | | 1 | | | | |
| 8 | HENDERSON Craig | M | 83 | | | 0/1 | | 1 | 1 | 1 | | |
| 9 | ELLEN SOHN Daniel | F | 46 | | | | | 3 | 2 | | | 1 |
| 10 | KILLEN Chris | F | 90 | | | 2/2 | | 1 | 1 | | | |
| 12 | OLD Steven | D | 90 | | | | | 1 | | | | |
| 16 | JENKINS Sam | D | 59 | | | 1/1 | | | | | | |
| Substitutes | | | | | | | | | | | | |
| 14 | TINKLER Cole | D | 10 | | | | | | | | | |
| 15 | DRAPER Greg | F | 7 | | | 1/1 | | | | | | |
| 17 | MESSAM Sam | F | 31 | | | | | | | | | |
| Totals | | | | | 1 | 4/6 | | 12 | 9 | 1 | | 1 |

| BEL - Belgium | | | | | | | | | | | | |
|--------------------|----------------------|-----|-----|----|----|-------|----|-------|----|---|------|---|
| No. | Name | Pos | Min | GF | GA | SG/S | PK | Fouls | | Y | 2Y=R | R |
| | | | | | | | | FC | FS | | | |
| 1 | BAILLY Logan | GK | 90 | | | | | | | | | |
| 2 | DE ROOVER Sepp | D | 90 | | | | | | 2 | | | |
| 4 | VERMAELEN Thomas | D | 90 | | | 1/1 | | 2 | 2 | 1 | | |
| 5 | POCOGNOLI Sebastien | D | 90 | | | 1/1 | | | 1 | | | |
| 7 | DE MUL Tom | F | 83 | | | 2/5 | | 4 | 2 | | | |
| 8 | HAROUN Faris | M | 90 | 1 | | 1/2 | | 1 | 1 | | | |
| 9 | MIRALLAS Kevin | F | 90 | | | 3/8 | | 1 | | | | |
| 10 | VERTONGHEN Jan | M | 90 | | | 1/3 | | | | | | |
| 11 | MARTENS Maarten (C) | M | 68 | | | 2/2 | | | 1 | | | |
| 15 | SIMAEYS Jeroen | D | 90 | | | 1/2 | | 2 | | 1 | | |
| 18 | DEMBELE Moussa | F | 90 | | | 4/5 | | 1 | 2 | | | |
| Substitutes | | | | | | | | | | | | |
| 14 | MULEMO Landry | M | 7 | | | | | | | | | |
| 16 | VANDEN BORRE Anthony | M | 22 | | | 1/1 | | | 1 | | | |
| Totals | | | | 1 | | 17/30 | | 11 | 12 | 2 | | |

| Legend: | | | | | |
|---------|----------------------------------|------|-------------------------|-----|-----------------------------|
| -nn | Time when player substituted out | (C) | Captain | | |
| +nn | Time when player substituted in | 2Y=R | 2nd Yellow = Red Card | A | Absent |
| D | Defender | F | Forward | FS | Fouls Suffered |
| GA | Goals Against | GF | Goals For | M | Midfielder |
| Min | Minutes Played | N | Not eligible to play | PK | Penalty Kicks (Goals/Shots) |
| R | Expulsions (Red Cards) | SG/S | Shots on Goal/Shots | Pos | Position |
| | | Y | Cautions (Yellow Cards) | | |



MATCH REPORT

比赛报告 / RAPPORT DE MATCH

BRA - CMR
2:0 AET

Attendance: 41,043

Match Officials:

Referee: SKOMINA Damir (SLO)
4th Official: HESTER Michael (NZL)
Match Commissioner: ALUFURAI Martin (SOL)

Assistant Referee 1: AHAR Primoz (SLO)
Assistant Referee 2: STANCIN Marko (SLO)
General Coordinator: PUCCI Stefano (ITA)

Goals Scored:

RAFAEL SOBIS (BRA) 101', MARCELO (BRA) 105'

BRA - Brazil

[12] RENAN (GK)
[2] RAFINHA
[3] ALEX SILVA
[5] HERNANES (-66')
[6] MARCELO
[7] ANDERSON
[8] LUCAS
[10] RONALDINHO (C)
[14] BRENO
[15] DIEGO (-107')
[17] RAFAEL SOBIS (-106'+)

Substitutes:

[1] DIEGO ALVES (GK)
[4] THIAGO SILVA
[9] ALEXANDRE PATO
[11] RAMIRES (+107')
[13] ILSINHO
[16] THIAGO NEVES (+66')
[18] JO (+106'+)

Coach: DUNGA (BRA)

Cautions:

BANING Albert (CMR) 4', MARCELO (BRA) 25', DIEGO (BRA) 33', BIKEY Andre (CMR) 41', RAFINHA (BRA) 46'+, GHOMSI Antonio (CMR) 66', BRENO (BRA) 69', BEKAMENGA Christian (CMR) 70', SONG Alexandre (CMR) 79', NGAL Serge (CMR) 93'+, NKOULOU Nicolas (CMR) 100', RAMIRES (BRA) 117'

Expulsions:

BANING Albert (CMR) 51' 2nd yellow

Additional Time:

first half: 2 min., second half: 3 min., first extra time: 1 min., second extra time: 1 min.

CMR - Cameroon

[1] TIGNYEMB Amour (GK) (C)
[2] BANING Albert
[3] GHOMSI Antonio
[4] BIKEY Andre
[5] SONG Alexandre
[6] MBIA Stephane (-17')
[9] SONGOO Frank (-75')
[10] BEKAMENGA Christian (-88')
[11] BEBBE Gustave
[13] NKOULOU Nicolas
[14] CHEDJOU Aurelien

Substitutes:

[7] MBOUA Marc (+88')
[15] NGAL Serge (+75')
[16] MAYEBI Joslain (GK)
[17] OLLE Alain (+17')
[8] MANDJECK Georges (N)
[12] BEBEY Paul (N)
[22] BONDOA Guy (A)

Coach: NDTOUNGOU Martin (CMR)

MATCH REPORT

比赛报告 / RAPPORT DE MATCH

BRA - CMR
2:0 AET

Attendance: 41,043

BRA - Brazil

14
10
27
8
2
0
3
0
5
0
0
63%
42

STATISTICS

Shots 8
Shots on Goal 6
Fouls 29
Corner Kicks 3
Free Kicks 0
Penalty Kicks 0
Offsides 0
Own Goals 0
Cautions (Yellow Cards) 7
Expulsions (2nd Yellow) 1
Expulsions (Red Cards) 0
Ball Possession 37%
Actual Playing Time 24

CMR - Cameroon

8
6
29
3
0
0
0
0
7
1
0
37%
24

| BRA - Brazil | | | | | | | | | | | | |
|--------------------|----------------|-----|-----|----|----|------|-------|-------|----|---|------|---|
| No. | Name | Pos | Min | GF | GA | SG/S | PK | Fouls | | Y | 2Y=R | R |
| | | | | | | | | FC | FS | | | |
| 12 | RENAN | GK | 120 | | | | | | | | | |
| 2 | RAFINHA | D | 120 | | | | | 1 | 6 | 1 | | |
| 3 | ALEX SILVA | D | 120 | | | | | 2 | 2 | | | |
| 5 | HERNANES | M | 66 | | | 3/3 | | 1 | | | | |
| 6 | MARCELO | D | 120 | 1 | | 1/1 | | 3 | 4 | 1 | | |
| 7 | ANDERSON | M | 120 | | | 4/5 | | 2 | 4 | | | |
| 8 | LUCAS | M | 120 | | | | | 6 | 1 | | | |
| 10 | RONALDINHO (C) | M | 120 | | | | | 1 | 1 | | | |
| 14 | BRENO | D | 120 | | | | | 2 | 1 | 1 | | |
| 15 | DIEGO | M | 107 | | | | | 3 | 6 | 1 | | |
| 17 | RAFAEL SOBIS | F | 104 | 1 | | 1/2 | | 2 | 1 | | | |
| Substitutes | | | | | | | | | | | | |
| 11 | RAMIRES | M | 13 | | | | | 1 | | 1 | | |
| 16 | THIAGO NEVES | M | 54 | | | 1/2 | | 3 | 2 | | | |
| 18 | JO | F | 16 | | | 0/1 | | | | | | |
| Totals | | | | | 2 | | 10/14 | 27 | 28 | 5 | | |

| CMR - Cameroon | | | | | | | | | | | | |
|--------------------|---------------------|-----|-----|----|----|------|----|-------|----|---|------|---|
| No. | Name | Pos | Min | GF | GA | SG/S | PK | Fouls | | Y | 2Y=R | R |
| | | | | | | | | FC | FS | | | |
| 1 | TIGNYEMB Amour (C) | GK | 120 | | 2 | | | | 1 | | | |
| 2 | BANING Albert | F | 51 | | | 0/1 | | 4 | 2 | 1 | 1 | |
| 3 | GHOMSI Antonio | D | 120 | | | | | 4 | | 1 | | |
| 4 | BIKEY Andre | D | 120 | | | 1/1 | | | | 1 | | |
| 5 | SONG Alexandre | D | 120 | | | | | 2 | 1 | 1 | | |
| 6 | MBIA Stephane | M | 17 | | | | | | | | | |
| 9 | SONGOO Frank | M | 75 | | | | | 1 | 5 | | | |
| 10 | BEKAMENGA Christian | F | 88 | | | | | 3 | 3 | 1 | | |
| 11 | BEBBE Gustave | F | 120 | | | 1/2 | | 2 | 7 | | | |
| 13 | NKOULOU Nicolas | D | 120 | | | | | | | 1 | | |
| 14 | CHEDJOU Aurelien | M | 120 | | | 2/2 | | 3 | 2 | | | |
| Substitutes | | | | | | | | | | | | |
| 7 | MBOUA Marc | F | 32 | | | | | 2 | 2 | | | |
| 15 | NGAL Serge | F | 45 | | | 1/1 | | 4 | 2 | 1 | | |
| 17 | OLLE Alain | M | 103 | | | 1/1 | | 4 | 2 | | | |
| Totals | | | | | 2 | 6/8 | | 29 | 27 | 7 | 1 | |

| Legend: | | | |
|---------|----------------------------------|------|-----------------------------|
| -nn | Time when player substituted out | (C) | Captain |
| +nn | Time when player substituted in | 2Y=R | 2nd Yellow = Red Card |
| AET | After Extra Time | D | Defender |
| FS | Fouls Suffered | GA | Goals Against |
| M | Midfielder | Min | Minutes Played |
| nn+ | Additional Time (period follows) | N | Not eligible to play |
| R | Expulsions (Red Cards) | SG/S | Shots on Goal/Shots |
| | | F | Forward |
| | | GF | Goals For |
| | | PK | Penalty Kicks (Goals/Shots) |
| | | Y | Cautions (Yellow Cards) |
| | | A | Absent |
| | | FC | Fouls Committed |
| | | GK | Goalkeeper |
| | | Pos | Position |

MATCH REPORT

比赛报告 / RAPPORT DE MATCH

ITA - BEL
2:3 (1:2)

Attendance: 50,802

Match Officials:

Referee: BALDASSI Hector (ARG)
4th Official: MORENO Roberto (PAN)
Match Commissioner: SHADDAD Kamal (SUD)

Assistant Referee 1: CASAS Ricardo (ARG)
Assistant Referee 2: MAIDANA Hernan (ARG)
General Coordinator: SIEBER Walter (CAN)

Goals Scored:

ROSSI Giuseppe (ITA) 18' penalty goal, DEMBELE Moussa (BEL) 23', MIRALLAS Kevin (BEL) 47'+, ROSSI Giuseppe (ITA) 74' penalty goal, DEMBELE Moussa (BEL) 79'

ITA - Italy

[1] VIVIANO Emiliano (GK)
[2] MOTTA Marco (-81')
[3] DE CEGLIE Paolo
[4] NOCERINO Antonio (C)
[5] CIGARINI Luca (-61')
[6] CRISCITO Domenico
[7] MONTOLIVO Riccardo
[10] GIOVINCO Sebastian
[11] ROSSI Giuseppe
[14] ACQUAFRESCA Robert
[15] BOCCHETTI Salvatore

Substitutes:

[12] DESSENA Daniele
[13] CODA Andrea
[16] DE SILVESTRI Lorenzo
[17] ABATE Ignazio (+61', -83')
[18] CONSIGLI Andrea (GK) (+81')
[20] CANDREVA Antonio (+83')
[21] RUSSOTTO Andrea

Coach: CASIRAGHI Pierluigi (ITA)

Cautions:

ROSSI Giuseppe (ITA) 57', DEMBELE Moussa (BEL) 85', VERTONGHEN Jan (BEL) 85', MONTOLIVO Riccardo (ITA) 90'

Expulsions:

VERMAELEN Thomas (BEL) 17', VIVIANO Emiliano (ITA) 80'

Additional Time:

first half: 2 min., second half: 5 min.

BEL - Belgium

[1] BAILLY Logan (GK) (-68')
[2] DE ROOVER Sepp
[4] VERMAELEN Thomas
[5] POCOGNOLI Sebastien
[7] DE MUL Tom (-94')
[8] HAROUN Faris
[9] MIRALLAS Kevin
[10] VERTONGHEN Jan
[11] MARTENS Maarten (C) (-65')
[15] SIMAEYS Jeroen
[18] DEMBELE Moussa

Substitutes:

[12] MA-KALAMBAY Yves (GK) (+68')
[14] MULEMO Landry (+94')
[16] VANDEN BORRE Anthony (+65')
[19] ODIDJA-OFOE Vadis
[22] DE WINTER Yves (GK)
[13] CIMAN Laurent (I)
[6] FELLAINI Marouane (A)

Coach: DE SART Jean Francois (BEL)

MATCH REPORT

比赛报告 / RAPPORT DE MATCH

ITA - BEL
2:3 (1:2)

Attendance: 50,802

ITA - Italy

10
3
13
8
1
2
3
0
2
0
1
56%
33

STATISTICS

Shots
Shots on Goal
Fouls
Corner Kicks
Free Kicks
Penalty Kicks
Offsides
Own Goals
Cautions (Yellow Cards)
Expulsions (2nd Yellow)
Expulsions (Red Cards)
Ball Possession
Actual Playing Time

BEL - Belgium

12
7
13
4
1
0
0
0
2
0
1
44%
26

| ITA - Italy | | | | | | | | | | | | |
|--------------------|-----------------------|-----|-----|----|----|------|------|-------|----|----|------|---|
| No. | Name | Pos | Min | GF | GA | SG/S | PK | Fouls | | Y | 2Y=R | R |
| | | | | | | | | FC | FS | | | |
| 1 | VIVIANO Emiliano | GK | 80 | | 3 | | | | | | | 1 |
| 2 | MOTTA Marco | D | 81 | | | | | | 2 | | | |
| 3 | DE CEGLIE Paolo | D | 90 | | | | | | 2 | | | |
| 4 | NO CERINO Antonio (C) | M | 90 | | | 1/1 | | 2 | 1 | | | |
| 5 | CIGARINI Luca | M | 61 | | | 1/1 | | 1 | 1 | | | |
| 6 | CRISCITO Domenico | D | 90 | | | | | 3 | | | | |
| 7 | MONTOLIVO Riccardo | M | 90 | | | 0/1 | | 1 | 1 | 1 | | |
| 10 | GIOVINCO Sebastian | F | 90 | | | 1/3 | | 2 | 3 | | | |
| 11 | ROSSI Giuseppe | F | 90 | 2 | | 0/1 | 2/2 | 1 | 1 | 1 | | |
| 14 | ACQUAFRESCA Robert | F | 90 | | | 0/2 | | 1 | | | | |
| 15 | BOCCHETTI Salvatore | D | 90 | | | 0/1 | | | 1 | | | |
| Substitutes | | | | | | | | | | | | |
| 17 | ABATE Ignazio | M | 22 | | | | | 1 | | | | |
| 18 | CONSIGLI Andrea | GK | 9 | | | | | | | | | |
| 20 | CANDREVA Antonio | M | 7 | | | | | | | | | |
| Totals | | | | | 2 | 3 | 3/10 | 2/2 | 13 | 13 | 2 | 1 |

| BEL - Belgium | | | | | | | | | | | | |
|--------------------|----------------------|-----|-----|----|----|------|------|-------|----|----|------|---|
| No. | Name | Pos | Min | GF | GA | SG/S | PK | Fouls | | Y | 2Y=R | R |
| | | | | | | | | FC | FS | | | |
| 1 | BAILLY Logan | GK | 68 | | 1 | | | | | | | |
| 2 | DE ROOVER Sepp | D | 90 | | | | | 2 | 1 | | | |
| 4 | VERMAELEN Thomas | D | 17 | | | | | 1 | | | | 1 |
| 5 | POCOGNOLI Sebastien | D | 90 | | | | | | | | | |
| 7 | DE MUL Tom | F | 89 | | | | | 2 | | | | |
| 8 | HAROUN Faris | M | 90 | | | 0/2 | | 2 | 1 | | | |
| 9 | MIRALLAS Kevin | F | 90 | 1 | | 2/4 | | 1 | 3 | | | |
| 10 | VERTONGHEN Jan | M | 90 | | | 1/1 | | | 1 | 1 | | |
| 11 | MARTENS Maarten (C) | M | 65 | | | | | 1 | | | | |
| 15 | SIMAEYS Jeroen | D | 90 | | | 1/1 | | | | | | |
| 18 | DEMBELE Moussa | F | 90 | 2 | | 2/2 | | 4 | 4 | 1 | | |
| Substitutes | | | | | | | | | | | | |
| 12 | MA-KALAMBAY Yves | GK | 22 | | 1 | | | | | | | |
| 14 | MULEMO Landry | M | 1 | | | 1/1 | | | | | | |
| 16 | VANDEN BORRE Anthony | M | 25 | | | 0/1 | | | 1 | | | |
| Totals | | | | | 3 | 2 | 7/12 | | 13 | 12 | 2 | 1 |

| Legend: | | | | | |
|---------|----------------------------------|------|-----------------------|------|----------------------------------|
| -nn | Time when player substituted out | (C) | Captain | | |
| +nn | Time when player substituted in | 2Y=R | 2nd Yellow = Red Card | A | Absent |
| D | Defender | F | Forward | FC | Fouls Committed |
| GA | Goals Against | GF | Goals For | GK | Goalkeeper |
| M | Midfielder | Min | Minutes Played | nn+ | Additional Time (period follows) |
| PK | Penalty Kicks (Goals/Shots) | Pos | Position | R | Expulsions (Red Cards) |
| Y | Cautions (Yellow Cards) | | | SG/S | Shots on Goal/Shots |

MATCH REPORT

比赛报告 / RAPPORT DE MATCH

ARG - NED
2:1 AET (1:1, 1:1)

Attendance: 51,366

Match Officials:

Referee: MARRUFO Jair (USA)
4th Official: LANNOY Stephane (FRA)
Match Commissioner: DANIEL Victor (GRN)

Assistant Referee 1: QUISENBERRY Kermit (USA)
Assistant Referee 2: MORGAN Ricardo (JAM)
General Coordinator: JOHN Windsor (MAS)

Goals Scored:

MESSI Lionel (ARG) 14', BAKKAL Otman (NED) 36', DI MARIA Angel (ARG) 105'

ARG - Argentina

[1] USTARI Oscar (GK) (-75')
[2] GARAY Ezequiel
[3] MONZON Luciano
[4] ZABALETA Pablo
[5] GAGO Fernando
[10] RIQUELME Juan (C)
[11] DI MARIA Angel (-106' ET)
[12] PAREJA Nicolas
[14] MASCHERANO Javier
[15] MESSI Lionel
[16] AGUERO Sergio (-99')

Substitutes:

[6] FAZIO Federico
[7] SOSA Jose
[8] BANEGA Ever (+106' ET)
[9] LAVEZZI Ezequiel (+99')
[13] ACOSTA Lautaro
[17] BUONANOTTE Diego
[18] ROMERO Sergio (GK) (+75')

Coach: BATISTA Sergio (ARG)

NED - Netherlands

[18] VERMEER Kenneth (GK)
[2] ZUIVERLOON Gianni
[3] MARCELLIS Dirk
[5] PIETERS Erik
[7] DE GUZMAN Jonathan
[8] EMANUELSON Urby
[11] BABEL Ryan (C)
[13] JONG-A-PIN Calvin (-107')
[14] SNO Evander (-46' HT)
[15] DRENTHE Royston (-96')
[17] BAKKAL Otman

Substitutes:

[1] VELTHUIZEN Piet (GK)
[6] LUIJCKX Kees
[10] SIBON Gerald (+107')
[12] MADURO Hedwiges (+46' HT)
[16] BEERENS Roy (+96')
[4] JALIENS Kew (N)
[9] MAKAAY Roy (I)

Coach: DE HAAN Foppe (NED)

Cautions:

SNO Evander (NED) 13', PAREJA Nicolas (ARG) 34', MESSI Lionel (ARG) 81', ZUIVERLOON Gianni (NED) 107'

Expulsions:

None

Additional Time:

first half: 2 min., second half: 3 min., first extra time: 0 min., second extra time: 0 min.



MATCH REPORT

比赛报告 / RAPPORT DE MATCH

ARG - NED
2:1 AET (1:1, 1:1)

Attendance: 51,366

ARG - Argentina

11
7
14
8
1
0
10
0
2
0
0
56%
41

STATISTICS

Shots
Shots on Goal
Fouls
Corner Kicks
Free Kicks
Penalty Kicks
Offsides
Own Goals
Cautions (Yellow Cards)
Expulsions (2nd Yellow)
Expulsions (Red Cards)
Ball Possession
Actual Playing Time

NED - Netherlands

13
7
31
6
0
0
1
0
2
0
0
44%
32

| ARG - Argentina | | | | | | | | | | | | | |
|--------------------|-------------------|-----|-----|----|----|------|------|-------|----|----|------|---|--|
| No. | Name | Pos | Min | GF | GA | SG/S | PK | Fouls | | Y | 2Y=R | R | |
| | | | | | | | | FC | FS | | | | |
| 1 | USTARI Oscar | GK | 75 | | 1 | | | | | | | | |
| 2 | GARAY Ezequiel | D | 120 | | | | | 2 | 4 | | | | |
| 3 | MONZON Luciano | D | 120 | | | | | 2 | 2 | | | | |
| 4 | ZABALETA Pablo | D | 120 | | | | | 3 | 2 | | | | |
| 5 | GAGO Fernando | M | 120 | | | | | 2 | 2 | | | | |
| 10 | RIQUELME Juan (C) | M | 120 | | | | | | 5 | | | | |
| 11 | DI MARIA Angel | M | 105 | 1 | | 3/3 | | | 2 | | | | |
| 12 | PAREJA Nicolas | D | 120 | | | 0/1 | | 2 | | 1 | | | |
| 14 | MASCHERANO Javier | M | 120 | | | | | | 2 | | | | |
| 15 | MESSI Lionel | F | 120 | 1 | | 3/3 | | 2 | 6 | 1 | | | |
| 16 | AGUERO Sergio | F | 98 | | | 1/4 | | 1 | 4 | | | | |
| Substitutes | | | | | | | | | | | | | |
| 8 | BANEGA Ever | M | 15 | | | | | | | | | | |
| 9 | LAVEZZI Ezequiel | F | 22 | | | | | | 1 | | | | |
| 18 | ROMERO Sergio | GK | 45 | | | | | | | | | | |
| Totals | | | | | 2 | 1 | 7/11 | | 14 | 30 | 2 | | |

| NED - Netherlands | | | | | | | | | | | | | |
|--------------------|--------------------|-----|-----|----|----|------|------|-------|----|----|------|---|--|
| No. | Name | Pos | Min | GF | GA | SG/S | PK | Fouls | | Y | 2Y=R | R | |
| | | | | | | | | FC | FS | | | | |
| 18 | VERMEER Kenneth | GK | 120 | | 2 | | | | | | | | |
| 2 | ZUIVERLOON Gianni | D | 120 | | | | | 5 | 1 | 1 | | | |
| 3 | MARCELLIS Dirk | D | 120 | | | | | 1 | | | | | |
| 5 | PIETERS Erik | D | 120 | | | | | 3 | 2 | | | | |
| 7 | DE GUZMAN Jonathan | M | 120 | | | 2/2 | | 3 | | | | | |
| 8 | EMANUELSON Urby | M | 120 | | | 0/2 | | 1 | | | | | |
| 11 | BABEL Ryan (C) | F | 120 | | | 1/2 | | 4 | 5 | | | | |
| 13 | JONG-A-PIN Calvin | D | 107 | | | | | 5 | 1 | | | | |
| 14 | SNO Evander | F | 45 | | | 1/1 | | 2 | | 1 | | | |
| 15 | DRENTHE Royston | M | 96 | | | 0/1 | | 1 | 4 | | | | |
| 17 | BAKKAL Otman | M | 120 | 1 | | 2/3 | | 3 | | | | | |
| Substitutes | | | | | | | | | | | | | |
| 10 | SIBON Gerald | F | 13 | | | | | 1 | | | | | |
| 12 | MADURO Hedwiges | M | 75 | | | 1/2 | | 1 | | | | | |
| 16 | BEERENS Roy | F | 24 | | | | | 1 | | | | | |
| Totals | | | | | 1 | 2 | 7/13 | | 31 | 13 | 2 | | |

| Legend: | | | | |
|---------|----------------------------------|------|-----------------------------|------------------------|
| -nn | Time when player substituted out | (C) | Captain | |
| +nn | Time when player substituted in | 2Y=R | 2nd Yellow = Red Card | AET |
| D | Defender | ET | Extra Time | After Extra Time |
| FS | Fouls Suffered | GA | Goals Against | FC |
| HT | Half-time | I | Injured | F |
| N | Not eligible to play | M | Midfielder | GF |
| SG/S | Shots on Goal/Shots | PK | Penalty Kicks (Goals/Shots) | M |
| | | Y | Cautions (Yellow Cards) | Pos |
| | | | | R |
| | | | | Goalkeeper |
| | | | | Minutes Played |
| | | | | Expulsions (Red Cards) |

MATCH REPORT

比赛报告 / RAPPORT DE MATCH

NGR - CIV
2:0 (1:0)

Attendance: 28,944

Match Officials:

Referee: MORADI Masoud (IRI)
4th Official: DAMON Jerome (RSA)
Match Commissioner: THEUNE-MEYER Tina (GER)

Assistant Referee 1: KAMRANIFAR Hassan (IRI)
Assistant Referee 2: SUBHI Luay (IRQ)
General Coordinator: COMNINOS Patrick (GRE)

Goals Scored:

ODEMWINGIE Peter (NGR) 44', OBINNA Victor (NGR) 82' penalty goal

NGR - Nigeria

[1] VANZEKIN Ambruse (GK)
[4] APAM Onyekachi
[5] ADELEYE Dele
[7] OGBUKE OBASI Chinedu (-90')
[8] KAITA Sani
[9] OBINNA Victor (C)
[11] OKORONKWO Solomon (-78')
[12] AJILORE Ebenezer (-86')
[13] ADEFEMI Olubayo
[14] ODEMWINGIE Peter
[15] AMBROSE Efe

Substitutes:

[2] OKONKWO Chibuzor
[6] JAMES Monday (+78')
[10] ISAAC Promise (+90')
[16] ANICHEBE Victor
[17] EKPO Emmanuel (+86')
[18] EZENWA Ikechukwu (GK)
[19] OLUFEMI Oladapo

Coach: SIASIA Samson (NGR)

Cautions:

DIARRASSOUBA Ousm. Viera (CIV) 40', APAM Onyekachi (NGR) 42', VANZEKIN Ambruse (NGR) 77', AJILORE Ebenezer (NGR) 85'

Expulsions:

None

Additional Time:

first half: 2 min., second half: 4 min.

CIV - Côte d'Ivoire

[1] ANGBAN Vincent (GK)
[2] WAWA Serge (-87')
[3] DIARRASSOUBA Ousm. Viera (-60')
[4] BAMBA Souleymane
[5] ANGOUA Brou
[7] COULIBALY Kafoumba
[8] KALOU Salomon
[10] KONE Emmanuel
[12] BAGAYOKO Mamadou (-46' HT)
[14] GERVINHO (C)
[18] CISSE Sekou

Substitutes:

[6] KAMBOU Herve
[9] DJA DJEDJE Franck (+46' HT)
[11] MOURA-KOMENAN Anthony (+60')
[13] GUIE-GUIE Abraham (+87')
[15] TAMLA Ladj
[16] OKOUA Christian (GK)
[17] N GOSSAN Antoine

Coach: GILI Gerard (FRA)



MATCH REPORT

比赛报告 / RAPPORT DE MATCH

NGR - CIV
2:0 (1:0)

Attendance: 28,944

NGR - Nigeria

13
8
15
5
0
1
3
0
3
0
0
51%
25

STATISTICS

Shots
Shots on Goal
Fouls
Corner Kicks
Free Kicks
Penalty Kicks
Offsides
Own Goals
Cautions (Yellow Cards)
Expulsions (2nd Yellow)
Expulsions (Red Cards)
Ball Possession
Actual Playing Time

CIV - Côte d'Ivoire

14
8
13
10
6
0
2
0
1
0
0
49%
24

| NGR - Nigeria | | | | | | | | | | | | |
|--------------------|----------------------|-----|-----|----|----|------|------|-------|----|----|------|---|
| No. | Name | Pos | Min | GF | GA | SG/S | PK | Fouls | | Y | 2Y=R | R |
| | | | | | | | | FC | FS | | | |
| 1 | VANZEKIN Ambruse | GK | 90 | | | | | | | 1 | | |
| 4 | APAM Onyekachi | D | 90 | | | | | 3 | | 1 | | |
| 5 | ADELEYE Dele | D | 90 | | | | | 1 | | | | |
| 7 | OGBUKE OBASI Chinedu | F | 89 | | | 2/2 | | 2 | 3 | | | |
| 8 | KAITA Sani | M | 90 | | | | | 2 | | | | |
| 9 | OBINNA Victor (C) | F | 90 | 1 | | 1/3 | 1/1 | 2 | 2 | | | |
| 11 | OKORONKWO Solomon | F | 78 | | | 1/2 | | 1 | 3 | | | |
| 12 | AJILORE Ebenezer | M | 86 | | | 0/1 | | 1 | 1 | 1 | | |
| 13 | ADEFEMI Olubayo | D | 90 | | | 1/1 | | 1 | | | | |
| 14 | ODEMWINGIE Peter | F | 90 | 1 | | 3/4 | | 2 | 1 | | | |
| 15 | AMBROSE Efe | D | 90 | | | | | | 1 | | | |
| Substitutes | | | | | | | | | | | | |
| 6 | JAMES Monday | M | 12 | | | | | | | | | |
| 10 | ISAAC Promise | M | 1 | | | | | | | | | |
| 17 | EKPO Emmanuel | M | 4 | | | | | | 1 | | | |
| Totals | | | | | 2 | | 8/13 | 1/1 | 15 | 12 | 3 | |

| CIV - Côte d'Ivoire | | | | | | | | | | | | |
|---------------------|--------------------------|-----|-----|----|----|------|----|-------|----|---|------|---|
| No. | Name | Pos | Min | GF | GA | SG/S | PK | Fouls | | Y | 2Y=R | R |
| | | | | | | | | FC | FS | | | |
| 1 | ANGBAN Vincent | GK | 90 | | 2 | | | | | | | |
| 2 | WAWA Serge | D | 87 | | | | | 1 | 1 | | | |
| 3 | DIARRASSOUBA Ousm. Viera | D | 60 | | | | | 2 | | 1 | | |
| 4 | BAMBA Souleymane | D | 90 | | | 0/1 | | 1 | 1 | | | |
| 5 | ANGOUA Brou | D | 90 | | | | | 1 | | | | |
| 7 | COULIBALY Kafoumba | M | 90 | | | 1/2 | | 3 | 2 | | | |
| 8 | KALOU Salomon | F | 90 | | | 1/2 | | 1 | 1 | | | |
| 10 | KONE Emmanuel | M | 90 | | | 4/4 | | 2 | 2 | | | |
| 12 | BAGAYOKO Mamadou | D | 45 | | | | | | 1 | | | |
| 14 | GERVINHO (C) | F | 90 | | | 1/1 | | | 2 | | | |
| 18 | CISSE Sekou | F | 90 | | | 1/2 | | 1 | 3 | | | |
| Substitutes | | | | | | | | | | | | |
| 9 | DJA DJEDJE Franck | F | 45 | | | 0/2 | | 1 | | | | |
| 11 | MOURA-KOMENAN Anthony | M | 30 | | | | | | 1 | | | |
| 13 | GUIE-GUIE Abraham | F | 3 | | | | | | | | | |
| Totals | | | | | 2 | 8/14 | | 13 | 14 | 1 | | |

| Legend: | | | | | |
|---------|----------------------------------|----|-----------------------------|-----------------------|------------------------|
| -nn | Time when player substituted out | | (C) | Captain | |
| +nn | Time when player substituted in | | 2Y=R | 2nd Yellow = Red Card | D |
| F | Forward | FC | Fouls Committed | FS | Fouls Suffered |
| GF | Goals For | GK | Goalkeeper | HT | Half-time |
| Min | Minutes Played | PK | Penalty Kicks (Goals/Shots) | Pos | Position |
| SG/S | Shots on Goal/Shots | Y | Cautions (Yellow Cards) | | |
| | | | | | GA |
| | | | | | M |
| | | | | | R |
| | | | | | Defender |
| | | | | | Goals Against |
| | | | | | Midfielder |
| | | | | | Expulsions (Red Cards) |

MATCH REPORT

比赛报告 / RAPPORT DE MATCH

NGR - BEL
4:1 (1:0)

Attendance: 56,312

Match Officials:

Referee: POZO Pablo (CHI)
4th Official: HESTER Michael (NZL)
Match Commissioner: DANIEL Victor (GRN)

Assistant Referee 1: DIAZ Julio (CHI)
Assistant Referee 2: BASUALTO Patricio (CHI)
General Coordinator: JOHN Windsor (MAS)

Goals Scored:

ADEFEMI Olubayo (NGR) 17', OGBUKE OBASI Chinedu (NGR) 59', OGBUKE OBASI Chinedu (NGR) 72', OKONKWO Chibuzor (NGR) 78', CIMAN Laurent (BEL) 88'

NGR - Nigeria

[1] VANZEKIN Ambruse (GK)
[2] OKONKWO Chibuzor
[4] APAM Onyekachi
[5] ADELEYE Dele
[7] OGBUKE OBASI Chinedu (-73')
[8] KAITA Sani
[9] OBINNA Victor (C)
[11] OKORONKWO Solomon (-57')
[12] AJILORE Ebenezer (-46')
[13] ADEFEMI Olubayo
[14] ODEMWINGIE Peter

Substitutes:

[6] JAMES Monday
[10] ISAAC Promise (+73')
[15] AMBROSE Efe
[16] ANICHEBE Victor (+57')
[17] EKPO Emmanuel (+46')
[18] EZENWA Ikechukwu (GK)
[19] OLUFEMI Oladapo

Coach: SIASIA Samson (NGR)

BEL - Belgium

[1] BAILLY Logan (GK)
[2] DE ROOVER Sepp
[5] POCOGNOLI Sebastien
[7] DE MUL Tom (-75')
[8] HAROUN Faris
[9] MIRALLAS Kevin (-75')
[10] VERTONGHEN Jan
[11] MARTENS Maarten (C) (-63')
[15] SIMAEYS Jeroen
[16] VANDEN BORRE Anthony
[18] DEMBELE Moussa

Substitutes:

[12] MA-KALAMBAY Yves (GK)
[13] CIMAN Laurent (+75')
[14] MULEMO Landry (+75')
[19] ODIDJA-OFOE Vadis (+63')
[22] DE WINTER Yves (GK)
[4] VERMAELEN Thomas (N)
[6] FELLAINI Marouane (A)

Coach: DE SART Jean Francois (BEL)

Cautions:

AJILORE Ebenezer (NGR) 5', SIMAEYS Jeroen (BEL) 41', OKONKWO Chibuzor (NGR) 61', ODIDJA-OFOE Vadis (BEL) 69', VERTONGHEN Jan (BEL) 76'

Expulsions:

None

Additional Time:

first half: 1 min., second half: 2 min.



MATCH REPORT

比赛报告 / RAPPORT DE MATCH

NGR - BEL
4:1 (1:0)

Attendance: 56,312

NGR - Nigeria

21
9
11
6
0
0
2
0
2
0
0
0
53%
30

STATISTICS

Shots
Shots on Goal
Fouls
Corner Kicks
Free Kicks
Penalty Kicks
Offsides
Own Goals
Cautions (Yellow Cards)
Expulsions (2nd Yellow)
Expulsions (Red Cards)
Ball Possession
Actual Playing Time

BEL - Belgium

17
11
13
7
0
0
2
0
3
0
0
47%
26

| NGR - Nigeria | | | | | | | | | | | | |
|--------------------|----------------------|-----|-----|----|----|------|----|-------|----|---|------|---|
| No. | Name | Pos | Min | GF | GA | SG/S | PK | Fouls | | Y | 2Y=R | R |
| | | | | | | | | FC | FS | | | |
| 1 | VANZEKIN Ambruse | GK | 90 | | 1 | | | | 2 | | | |
| 2 | OKONKWO Chibuzor | D | 90 | 1 | | 2/4 | | 3 | | 1 | | |
| 4 | APAM Onyekachi | D | 90 | | | | | 2 | | | | |
| 5 | ADELEYE Dele | D | 90 | | | | | | 1 | | | |
| 7 | OGBUKE OBASI Chinedu | F | 73 | 2 | | 3/3 | | 1 | 1 | | | |
| 8 | KAITA Sani | M | 90 | | | 1/2 | | 1 | 1 | | | |
| 9 | OBINNA Victor (C) | F | 90 | | | 1/2 | | | 1 | | | |
| 11 | OKORONKWO Solomon | F | 57 | | | 0/1 | | | | | | |
| 12 | AJILORE Ebenezer | M | 46 | | | | | 1 | | 1 | | |
| 13 | ADEFEMI Olubayo | D | 90 | 1 | | 1/2 | | | | | | |
| 14 | ODEMWINGIE Peter | F | 90 | | | 0/3 | | | 2 | | | |
| Substitutes | | | | | | | | | | | | |
| 10 | ISAAC Promise | M | 17 | | | | | | 2 | | | |
| 16 | ANICHEBE Victor | F | 33 | | | 0/3 | | 2 | 1 | | | |
| 17 | EKPO Emmanuel | M | 44 | | | 1/1 | | 1 | | | | |
| Totals | | | | 4 | 1 | 9/21 | | 11 | 11 | 2 | | |

| BEL - Belgium | | | | | | | | | | | | |
|--------------------|----------------------|-----|-----|----|----|-------|----|-------|----|---|------|---|
| No. | Name | Pos | Min | GF | GA | SG/S | PK | Fouls | | Y | 2Y=R | R |
| | | | | | | | | FC | FS | | | |
| 1 | BAILLY Logan | GK | 90 | | 4 | | | | | | | |
| 2 | DE ROOVER Sepp | D | 90 | | | 1/1 | | | | | | |
| 5 | POCOGNOLI Sebastien | D | 90 | | | 1/1 | | 1 | | | | |
| 7 | DE MUL Tom | F | 75 | | | 2/3 | | | | | | |
| 8 | HAROUN Faris | M | 90 | | | 2/4 | | 1 | 1 | | | |
| 9 | MIRALLAS Kevin | F | 75 | | | 1/3 | | 1 | 2 | | | |
| 10 | VERTONGHEN Jan | M | 90 | | | 1/2 | | 4 | 1 | 1 | | |
| 11 | MARTENS Maarten (C) | M | 63 | | | | | 1 | 1 | | | |
| 15 | SIMAEYS Jeroen | D | 90 | | | | | 2 | 1 | 1 | | |
| 16 | VANDEN BORRE Anthony | M | 90 | | | | | 2 | 1 | | | |
| 18 | DEMBELE Moussa | F | 90 | | | 1/1 | | 1 | 3 | | | |
| Substitutes | | | | | | | | | | | | |
| 13 | CIMAN Laurent | D | 15 | 1 | | 1/1 | | | | | | |
| 14 | MULEMO Landry | M | 15 | | | 1/1 | | | | | | |
| 19 | ODIDJA-OFOE Vadis | M | 27 | | | | | | | 1 | | |
| Totals | | | | 1 | 4 | 11/17 | | 13 | 10 | 3 | | |

| Legend: | | | | | |
|---------|----------------------------------|------|-------------------------|-----|-----------------------------|
| -nn | Time when player substituted out | (C) | Captain | | |
| +nn | Time when player substituted in | 2Y=R | 2nd Yellow = Red Card | A | Absent |
| D | Defender | F | Forward | FS | Fouls Suffered |
| GA | Goals Against | GF | Goals For | M | Midfielder |
| Min | Minutes Played | N | Not eligible to play | PK | Penalty Kicks (Goals/Shots) |
| R | Expulsions (Red Cards) | SG/S | Shots on Goal/Shots | Pos | Position |
| | | Y | Cautions (Yellow Cards) | | |

MATCH REPORT

比赛报告 / RAPPORT DE MATCH

ARG - BRA
3:0 (0:0)

Attendance: 52,968

Match Officials:

Referee: VAZQUEZ Martin (URU)
4th Official: LANNOY Stephane (FRA)
Match Commissioner: KASSABOV Michail (BUL)

Assistant Referee 1: ESPINOSA Mauricio (URU)
Assistant Referee 2: NIEVAS Miguel (URU)
General Coordinator: SIEBER Walter (CAN)

Goals Scored:

AGUERO Sergio (ARG) 52', AGUERO Sergio (ARG) 58', RIQUELME Juan (ARG) 76' penalty goal

ARG - Argentina

[18] ROMERO Sergio (GK)
[2] GARAY Ezequiel
[3] MONZON Luciano
[4] ZABALETA Pablo
[5] GAGO Fernando
[10] RIQUELME Juan (C) (-91')
[11] DI MARIA Angel
[12] PAREJA Nicolas
[14] MASCHERANO Javier
[15] MESSI Lionel
[16] AGUERO Sergio

Substitutes:

[6] FAZIO Federico
[7] SOSA Jose (+91')
[8] BANEGA Ever
[9] LAVEZZI Ezequiel
[13] ACOSTA Lautaro
[17] BUONANOTTE Diego
[22] NAVARRO Nicolas (GK)

Coach: BATISTA Sergio (ARG)

Cautions:

ZABALETA Pablo (ARG) 6', BRENO (BRA) 19', HERNANES (BRA) 32', PAREJA Nicolas (ARG) 63', DI MARIA Angel (ARG) 64', ANDERSON (BRA) 67', RAFINHA (BRA) 75'

Expulsions:

LUCAS (BRA) 81', THIAGO NEVES (BRA) 84'

Additional Time:

first half: 1 min., second half: 1 min.

BRA - Brazil

[12] RENAN (GK)
[2] RAFINHA
[3] ALEX SILVA
[5] HERNANES (-61')
[6] MARCELO
[7] ANDERSON
[8] LUCAS
[10] RONALDINHO (C)
[14] BRENO
[15] DIEGO (-71')
[17] RAFAEL SOBIS (-61')

Substitutes:

[1] DIEGO ALVES (GK)
[4] THIAGO SILVA
[9] ALEXANDRE PATO (+61')
[11] RAMIRES
[13] ILSINHO
[16] THIAGO NEVES (+61')
[18] JO (+71')

Coach: DUNGA (BRA)



MATCH REPORT

比赛报告 / RAPPORT DE MATCH

ARG - BRA
3:0 (0:0)

Attendance: 52,968

ARG - Argentina

7
5
17
4
2
1
0
0
3
0
0
52%
25

STATISTICS

Shots
Shots on Goal
Fouls
Corner Kicks
Free Kicks
Penalty Kicks
Offsides
Own Goals
Cautions (Yellow Cards)
Expulsions (2nd Yellow)
Expulsions (Red Cards)
Ball Possession
Actual Playing Time

BRA - Brazil

8
4
27
1
1
0
3
0
4
0
2
48%
23

| ARG - Argentina | | | | | | | | | | | | |
|--------------------|-------------------|-----|-----|----|----|------|-----|-------|----|----|------|---|
| No. | Name | Pos | Min | GF | GA | SG/S | PK | Fouls | | Y | 2Y=R | R |
| | | | | | | | | FC | FS | | | |
| 18 | ROMERO Sergio | GK | 90 | | | | | | | | | |
| 2 | GARAY Ezequiel | D | 90 | | | | | 1 | 1 | | | |
| 3 | MONZON Luciano | D | 90 | | | | | 1 | 3 | | | |
| 4 | ZABALETA Pablo | D | 90 | | | | | 1 | 1 | 1 | | |
| 5 | GAGO Fernando | M | 90 | | | 1/1 | | 3 | 2 | | | |
| 10 | RIQUELME Juan (C) | M | 89 | 1 | | | 1/1 | 3 | 4 | | | |
| 11 | DI MARIA Angel | M | 90 | | | | | | 1 | 1 | | |
| 12 | PAREJA Nicolas | D | 90 | | | | | 1 | | 1 | | |
| 14 | MASCHERANO Javier | M | 90 | | | 0/1 | | 3 | 4 | | | |
| 15 | MESSI Lionel | F | 90 | | | | | 3 | 6 | | | |
| 16 | AGUERO Sergio | F | 90 | 2 | | 2/3 | | 1 | 3 | | | |
| Substitutes | | | | | | | | | | | | |
| 7 | SOSA Jose | M | 1 | | | | | | | | | |
| Totals | | | | | 3 | | 5/7 | 1/1 | 17 | 28 | 3 | |

| BRA - Brazil | | | | | | | | | | | | |
|--------------------|----------------|-----|-----|----|----|------|----|-------|----|---|------|---|
| No. | Name | Pos | Min | GF | GA | SG/S | PK | Fouls | | Y | 2Y=R | R |
| | | | | | | | | FC | FS | | | |
| 12 | RENAN | GK | 90 | | 3 | | | | | | | |
| 2 | RAFINHA | D | 90 | | | 1/2 | | 2 | 2 | 1 | | |
| 3 | ALEX SILVA | D | 90 | | | | | 3 | | | | |
| 5 | HERNANES | M | 61 | | | 0/1 | | 1 | | 1 | | |
| 6 | MARCELO | D | 90 | | | | | | 1 | | | |
| 7 | ANDERSON | M | 90 | | | | | 6 | 3 | 1 | | |
| 8 | LUCAS | M | 81 | | | | | 6 | 2 | | | 1 |
| 10 | RONALDINHO (C) | M | 90 | | | | | 1 | | | | |
| 14 | BRENO | D | 90 | | | | | 1 | 1 | 1 | | |
| 15 | DIEGO | M | 71 | | | | | 3 | 5 | | | |
| 17 | RAFAEL SOBIS | F | 61 | | | 1/3 | | 1 | 1 | | | |
| Substitutes | | | | | | | | | | | | |
| 9 | ALEXANDRE PATO | F | 29 | | | 1/1 | | | | | | |
| 16 | THIAGO NEVES | M | 23 | | | 1/1 | | 1 | | | | 1 |
| 18 | JO | F | 19 | | | | | 1 | | | | |
| Totals | | | | | 3 | 4/8 | | 27 | 15 | 4 | | 2 |

| Legend: | | | | | |
|---------|----------------------------------|-----|-----------------|-----------------------|------------------------|
| -nn | Time when player substituted out | | (C) | Captain | |
| +nn | Time when player substituted in | | 2Y=R | 2nd Yellow = Red Card | D |
| F | Forward | FC | Fouls Committed | FS | Fouls Suffered |
| GF | Goals For | GK | Goalkeeper | M | Midfielder |
| PK | Penalty Kicks (Goals/Shots) | Pos | Position | R | Expulsions (Red Cards) |
| Y | Cautions (Yellow Cards) | | | SG/S | Shots on Goal/Shots |
| | | | | GA | Goals Against |
| | | | | Min | Minutes Played |

MATCH REPORT

比赛报告 / RAPPORT DE MATCH

BEL - BRA
0:3 (0:2)

Attendance: 50,705

Match Officials:

Referee: EINWALLER Thomas (AUT)
4th Official: MORENO Roberto (PAN)
Match Commissioner: MEMENE Seyi (TOG)

Assistant Referee 1: HEIM Roland (AUT)
Assistant Referee 2: SCHWAB Norbert (AUT)
General Coordinator: JOHN Windsor (MAS)

Goals Scored:

DIEGO (BRA) 27', JO (BRA) 45', JO (BRA) 92'

BEL - Belgium

[1] BAILLY Logan (GK)
[2] DE ROOVER Sepp
[4] VERMAELEN Thomas
[5] POCOGLIOLI Sebastien
[7] DE MUL Tom
[8] HAROUN Faris
[9] MIRALLAS Kevin (-59')
[10] VERTONGHEN Jan
[11] MARTENS Maarten (C) (-59')
[15] SIMAEYS Jeroen
[18] DEMBELE Moussa

Substitutes:

[12] MA-KALAMBAY Yves (GK)
[13] CIMAN Laurent
[14] MULEMO Landry (+59')
[16] VANDEN BORRE Anthony (+59')
[19] ODIDJA-OFOE Vadis
[22] DE WINTER Yves (GK)
[6] FELLAINI Marouane (A)

Coach: DE SART Jean Francois (BEL)

BRA - Brazil

[12] RENAN (GK)
[2] RAFINHA
[3] ALEX SILVA
[5] HERNANES
[6] MARCELO
[7] ANDERSON
[10] RONALDINHO (C)
[11] RAMIRES
[14] BRENO (-71')
[15] DIEGO
[18] JO

Substitutes:

[1] DIEGO ALVES (GK)
[4] THIAGO SILVA (+71')
[9] ALEXANDRE PATO
[13] ILSINHO
[17] RAFAEL SOBIS
[8] LUCAS (N)
[16] THIAGO NEVES (N)

Coach: DUNGA (BRA)

Cautions:

RONALDINHO (BRA) 26', JO (BRA) 72', MARCELO (BRA) 86', THIAGO SILVA (BRA) 90'

Expulsions:

None

Additional Time:

first half: 1 min., second half: 2 min.

MATCH REPORT

比赛报告 / RAPPORT DE MATCH

BEL - BRA
0:3 (0:2)

Attendance: 50,705

BEL - Belgium

13
8
21
7
0
0
2
0
0
0
0
0
0
36%
22

STATISTICS

Shots
Shots on Goal
Fouls
Corner Kicks
Free Kicks
Penalty Kicks
Offsides
Own Goals
Cautions (Yellow Cards)
Expulsions (2nd Yellow)
Expulsions (Red Cards)
Ball Possession
Actual Playing Time

BRA - Brazil

15
9
13
1
1
0
5
0
4
0
0
64%
40

| BEL - Belgium | | | | | | | | | | | | |
|--------------------|----------------------|-----|-----|----|----|------|----|-------|----|---|------|---|
| No. | Name | Pos | Min | GF | GA | SG/S | PK | Fouls | | Y | 2Y=R | R |
| | | | | | | | | FC | FS | | | |
| 1 | BAILLY Logan | GK | 90 | | 3 | | | | | | | |
| 2 | DE ROOVER Sepp | D | 90 | | | 1/2 | | | 1 | | | |
| 4 | VERMAELEN Thomas | D | 90 | | | 0/1 | | 2 | 1 | | | |
| 5 | POCOGNOLI Sebastien | D | 90 | | | | | 1 | | | | |
| 7 | DE MUL Tom | F | 90 | | | 1/1 | | 2 | 3 | | | |
| 8 | HAROUN Faris | M | 90 | | | 1/3 | | 3 | 1 | | | |
| 9 | MIRALLAS Kevin | F | 59 | | | 1/1 | | 1 | 1 | | | |
| 10 | VERTONGHEN Jan | M | 90 | | | 1/1 | | 2 | 1 | | | |
| 11 | MARTENS Maarten (C) | M | 59 | | | 2/2 | | 1 | | | | |
| 15 | SIMAEYS Jeroen | D | 90 | | | 0/1 | | 3 | 1 | | | |
| 18 | DEMBELE Moussa | F | 90 | | | 1/1 | | 4 | 3 | | | |
| Substitutes | | | | | | | | | | | | |
| 14 | MULEMO Landry | M | 31 | | | | | | | | | |
| 16 | VANDEN BORRE Anthony | M | 31 | | | | | 2 | 1 | | | |
| Totals | | | | | 3 | 8/13 | | 21 | 13 | | | |

| BRA - Brazil | | | | | | | | | | | | |
|--------------------|----------------|-----|-----|----|----|------|----|-------|----|---|------|---|
| No. | Name | Pos | Min | GF | GA | SG/S | PK | Fouls | | Y | 2Y=R | R |
| | | | | | | | | FC | FS | | | |
| 12 | RENAN | GK | 90 | | | | | | | | | |
| 2 | RAFINHA | D | 90 | | | | | | 2 | | | |
| 3 | ALEX SILVA | D | 90 | | | 0/1 | | | 2 | | | |
| 5 | HERNANES | M | 90 | | | | | 3 | 1 | | | |
| 6 | MARCELO | D | 90 | | | 1/1 | | 1 | 2 | 1 | | |
| 7 | ANDERSON | M | 90 | | | 1/3 | | 1 | 3 | | | |
| 10 | RONALDINHO (C) | M | 90 | | | 0/1 | | 2 | 4 | 1 | | |
| 11 | RAMIRES | M | 90 | | | 1/1 | | 2 | 2 | | | |
| 14 | BRENO | D | 71 | | | | | 1 | 2 | | | |
| 15 | DIEGO | M | 90 | 1 | | 2/3 | | 1 | 1 | | | |
| 18 | JO | F | 90 | 2 | | 3/4 | | 1 | 2 | 1 | | |
| Substitutes | | | | | | | | | | | | |
| 4 | THIAGO SILVA | D | 19 | | | 1/1 | | 1 | | 1 | | |
| Totals | | | | | 3 | 9/15 | | 13 | 21 | 4 | | |

Legend:

| | | | |
|-----|----------------------------------|------|-----------------------------|
| -nn | Time when player substituted out | (C) | Captain |
| +nn | Time when player substituted in | 2Y=R | 2nd Yellow = Red Card |
| D | Defender | F | Forward |
| GA | Goals Against | GF | Goals For |
| Min | Minutes Played | N | Not eligible to play |
| R | Expulsions (Red Cards) | SG/S | Shots on Goal/Shots |
| | | GK | Goalkeeper |
| | | PK | Penalty Kicks (Goals/Shots) |
| | | Y | Cautions (Yellow Cards) |
| | | A | Absent |
| | | FS | Fouls Suffered |
| | | M | Midfielder |
| | | Pos | Position |



MATCH REPORT

比赛报告 / RAPPORT DE MATCH

NGR - ARG
0:1 (0:0)

Attendance: 89,102

Match Officials:

Referee: KASSAI Viktor (HUN)
4th Official: SKOMINA Damir (SLO)
Match Commissioner: KOH John (SIN)

Assistant Referee 1: EROS Gabor (HUN)
Assistant Referee 2: VAMOS Tibor (HUN)
General Coordinator: SIEBER Walter (CAN)

Goals Scored:

DI MARIA Angel (ARG) 58'

NGR - Nigeria

[1] VANZEKIN Ambruse (GK)
[2] OKONKWO Chibuzor
[4] APAM Onyekachi
[5] ADELEYE Dele
[8] KAITA Sani
[9] OBINNA Victor
[10] ISAAC Promise (C) (-70')
[11] OKORONKWO Solomon (-64')
[12] AJILORE Ebenezer
[13] ADEFEMI Olubayo
[14] ODEMWINGIE Peter

Substitutes:

[6] JAMES Monday
[7] OGBUKE OBASI Chinedu
[15] AMBROSE Efe
[16] ANICHEBE Victor (+64')
[17] EKPO Emmanuel (+70')
[18] EZENWA Ikechukwu (GK)
[19] OLUFEMI Oladapo

Coach: SIASIA Samson (NGR)

ARG - Argentina

[18] ROMERO Sergio (GK)
[2] GARAY Ezequiel
[3] MONZON Luciano
[4] ZABALETA Pablo
[5] GAGO Fernando
[10] RIQUELME Juan (C)
[11] DI MARIA Angel (-88')
[12] PAREJA Nicolas
[14] MASCHERANO Javier
[15] MESSI Lionel (-93')
[16] AGUERO Sergio (-79')

Substitutes:

[6] FAZIO Federico
[7] SOSA Jose (+79')
[8] BANECA Ever (+88')
[9] LAVEZZI Ezequiel (+93')
[13] ACOSTA Lautaro
[17] BUONANOTTE Diego
[22] NAVARRO Nicolas (GK)

Coach: BATISTA Sergio (ARG)

Cautions:

OBINNA Victor (NGR) 51', APAM Onyekachi (NGR) 68', DI MARIA Angel (ARG) 74', MONZON Luciano (ARG) 81', RIQUELME Juan (ARG) 82'

Expulsions:

None

Additional Time:

first half: 1 min., second half: 5 min.

MATCH REPORT

比赛报告 / RAPPORT DE MATCH

NGR - ARG
0:1 (0:0)

Attendance: 89,102

NGR - Nigeria

14
7
24
6
1
0
0
0
2
0
0
47%
29

STATISTICS

Shots 9
Shots on Goal 9
Fouls 6
Corner Kicks 4
Free Kicks 1
Penalty Kicks 0
Offsides 0
Own Goals 0
Cautions (Yellow Cards) 3
Expulsions (2nd Yellow) 0
Expulsions (Red Cards) 0
Ball Possession 53%
Actual Playing Time 32

ARG - Argentina

9
9
6
4
1
0
0
0
3
0
0
53%
32

| NGR - Nigeria | | | | | | | | | | | | |
|--------------------|-------------------|-----|-----|----|----|------|----|-------|----|---|------|---|
| No. | Name | Pos | Min | GF | GA | SG/S | PK | Fouls | | Y | 2Y=R | R |
| | | | | | | | | FC | FS | | | |
| 1 | VANZEKIN Ambruse | GK | 90 | | 1 | | | | | | | |
| 2 | OKONKWO Chibuzor | D | 90 | | | 0/1 | | 2 | | | | |
| 4 | APAM Onyekachi | D | 90 | | | | | 3 | 1 | 1 | | |
| 5 | ADELEYE Dele | D | 90 | | | | | | 1 | | | |
| 8 | KAITA Sani | M | 90 | | | 0/2 | | 3 | 1 | | | |
| 9 | OBINNA Victor | F | 90 | | | 2/2 | | 2 | 1 | 1 | | |
| 10 | ISAAC Promise (C) | M | 70 | | | 2/2 | | 4 | 1 | | | |
| 11 | OKORONKWO Solomon | F | 64 | | | 0/1 | | 2 | | | | |
| 12 | AJILORE Ebenezer | M | 90 | | | 0/1 | | 2 | | | | |
| 13 | ADEFEMI Olubayo | D | 90 | | | | | 1 | 1 | | | |
| 14 | ODEMWINGIE Peter | F | 90 | | | 1/3 | | 2 | | | | |
| Substitutes | | | | | | | | | | | | |
| 16 | ANICHEBE Victor | F | 26 | | | 2/2 | | 1 | | | | |
| 17 | EKPO Emmanuel | M | 20 | | | | | 2 | | | | |
| Totals | | | | | 1 | 7/14 | | 24 | 6 | 2 | | |

| ARG - Argentina | | | | | | | | | | | | |
|--------------------|-------------------|-----|-----|----|----|------|----|-------|----|---|------|---|
| No. | Name | Pos | Min | GF | GA | SG/S | PK | Fouls | | Y | 2Y=R | R |
| | | | | | | | | FC | FS | | | |
| 18 | ROMERO Sergio | GK | 90 | | | | | | | | | |
| 2 | GARAY Ezequiel | D | 90 | | | | | | 3 | | | |
| 3 | MONZON Luciano | D | 90 | | | | | | 1 | 1 | | |
| 4 | ZABALETA Pablo | D | 90 | | | | | 1 | 2 | | | |
| 5 | GAGO Fernando | M | 90 | | | 1/1 | | | 2 | | | |
| 10 | RIQUELME Juan (C) | M | 90 | | | | | | 4 | 1 | | |
| 11 | DI MARIA Angel | M | 88 | 1 | | 3/3 | | 1 | 4 | 1 | | |
| 12 | PAREJA Nicolas | D | 90 | | | | | 1 | 1 | | | |
| 14 | MASCHERANO Javier | M | 90 | | | 1/1 | | 1 | 2 | | | |
| 15 | MESSI Lionel | F | 89 | | | 2/2 | | | 2 | | | |
| 16 | AGUERO Sergio | F | 79 | | | 2/2 | | | 1 | | | |
| Substitutes | | | | | | | | | | | | |
| 7 | SOSA Jose | M | 11 | | | | | | | | | |
| 8 | BANEGA Ever | M | 2 | | | | | 1 | | | | |
| 9 | LAVEZZI Ezequiel | F | 1 | | | | | 1 | 1 | | | |
| Totals | | | | | 1 | 9/9 | | 6 | 23 | 3 | | |

| Legend: | | | | | |
|---------|----------------------------------|------|-----------------------|------|---------------------|
| -nn | Time when player substituted out | (C) | Captain | | |
| +nn | Time when player substituted in | 2Y=R | 2nd Yellow = Red Card | D | Defender |
| F | Forward | FC | Fouls Committed | GA | Goals Against |
| GF | Goals For | GK | Goalkeeper | Min | Minutes Played |
| PK | Penalty Kicks (Goals/Shots) | Pos | Position | SG/S | Shots on Goal/Shots |
| Y | Cautions (Yellow Cards) | | | | |

CUMULATIVE STATISTICS

累积技术统计 / STATISTIQUES CUMULATIVES

ARG - Argentina

After 6 matches

| No. | Name | Pos | CIV 2:1 (1:0) | AUS 1:0 (0:0) | SRB 2:0 (1:0) | NED 2:1 AET (1:1, 1:1) | BRA 3:0 (0:0) | NGR 1:0 (0:0) | Min | GF | GA | SG/S | PK | Fouls | | Y | 2Y=R | R | |
|---------------|-------------------|-----|---------------|---------------|---------------|------------------------|---------------|---------------|-----|----|----|-------|-------|-------|----|-----|------|---|--|
| | | | | | | | | | | | | | | FC | FS | | | | |
| 1 | USTARI Oscar | GK | 90 | 90 | S | 75 | | | 255 | | 2 | | | | | | | | |
| 2 | GARAY Ezequiel | D | 90 | 90 | S | 120 | 90 | 90 | 480 | | | 1/1 | | 6 | 9 | | | | |
| 3 | MONZON Luciano | D | 90 | 90 | 22 | 120 | 90 | 90 | 502 | | | 3/4 | | 3 | 9 | 1 | | | |
| 4 | ZABALETA Pablo | D | 90 | 90 | 90 | 120 | 90 | 90 | 570 | | | 2/3 | | 10 | 7 | 1 | | | |
| 5 | GAGO Fernando | M | 90 | 90 | 90 | 120 | 90 | 90 | 570 | | | 2/3 | | 9 | 8 | | | | |
| 6 | FAZIO Federico | D | S | 90 | 90 | S | S | S | 180 | | | | | 1 | 1 | | | | |
| 7 | SOSA Jose | M | 1 | 3 | 68 | S | 1 | 11 | 84 | | | 1/1 | | 4 | 3 | | | | |
| 8 | BANEGA Ever | M | S | S | 90 | 15 | S | 2 | 107 | | | | | 4 | 4 | 1 | | | |
| 9 | LAVEZZI Ezequiel | F | 63 | 87 | 73 | 22 | S | 1 | 246 | 2 | | 5/8 | 1/1 | 5 | 9 | 1 | | | |
| 10 | RIQUELME Juan | M | 90 | 90 | S | 120 | 89 | 90 | 479 | 1 | | 2/4 | 1/1 | 3 | 16 | 2 | | | |
| 11 | DI MARIA Angel | M | 27 | 29 | 90 | 105 | 90 | 88 | 429 | 2 | | 11/13 | 0/1 | 2 | 13 | 2 | | | |
| 12 | PAREJA Nicolas | D | 90 | S | 90 | 120 | 90 | 90 | 480 | | | 0/1 | | 7 | 2 | 3 | | | |
| 13 | ACOSTA Lautaro | F | 10 | 1 | 17 | S | S | S | 28 | 1 | | 1/2 | | 1 | 3 | | | | |
| 14 | MASCHERANO Javier | M | 90 | 90 | 90 | 120 | 90 | 90 | 570 | | | 3/5 | | 13 | 10 | | | | |
| 15 | MESSI Lionel | F | 89 | 89 | S | 120 | 90 | 89 | 477 | 2 | | 10/14 | | 7 | 19 | 1 | | | |
| 16 | AGUERO Sergio | F | 80 | 61 | S | 98 | 90 | 79 | 408 | 2 | | 8/14 | | 4 | 9 | 1 | | | |
| 17 | BUONANOTTE Diego | F | S | S | 90 | S | S | S | 90 | 1 | | 2/2 | | | 4 | | | | |
| 18 | ROMERO Sergio | GK | S | S | 90 | 45 | 90 | 90 | 315 | | | | | | | | | | |
| 22 | NAVARRO Nicolas | GK | | | | | S | S | | | | | | | | | | | |
| Totals | | | | | | | | | | | 11 | 2 | 51/75 | 2/3 | 79 | 129 | 13 | | |

Corner Kicks: 22
Free Kicks: 10
Offsides: 18
Penalty Kicks Against (Goals/Shots): 0/0
Own Goals: 0
Own Goals Against: 0

| | | | | | | | |
|----------------|-------------------------|------------|------------------------|------------|----------------|-------------|-----------------------------|
| Legend: | | | | | | | |
| 2Y=R | 2nd Yellow = Red Card | AET | After Extra Time | D | Defender | F | Forward |
| FC | Fouls Committed | FS | Fouls Suffered | GA | Goals Against | GF | Goals For |
| GK | Goalkeeper | M | Midfielder | Min | Minutes Played | PK | Penalty Kicks (Goals/Shots) |
| Pos | Position | R | Expulsions (Red Cards) | S | Substitute | SG/S | Shots on Goal/Shots |
| Y | Cautions (Yellow Cards) | | | | | | |

CUMULATIVE STATISTICS

累积技术统计 / STATISTIQUES CUMULATIVES

NGR - Nigeria After 6 matches

| No. | Name | Pos | NED 0:0 | JPN 2:1 (0:0) | USA 2:1 (1:0) | CIV 2:0 (1:0) | BEL 4:1 (1:0) | ARG 0:1 (0:0) | Min | GF | GA | SG/S | PK | Fouls | | Y | 2Y=R | R |
|---------------|----------------------|-----|---------|---------------|---------------|---------------|---------------|---------------|-----|----|----|--------|-----|-------|----|----|------|---|
| | | | | | | | | | | | | | | FC | FS | | | |
| 1 | VANZEKIN Ambruse | GK | 90 | 90 | 90 | 90 | 90 | 90 | 540 | | 4 | | | | 2 | 2 | | |
| 2 | OKONKWO Chibuzor | D | 90 | 90 | 90 | S | 90 | 90 | 450 | 1 | | 6/13 | | 7 | 3 | 2 | | |
| 4 | APAM Onyekachi | D | 90 | 90 | N | 90 | 90 | 90 | 450 | | | | | 9 | 3 | 4 | | |
| 5 | ADELEYE Dele | D | 90 | 90 | 90 | 90 | 90 | 90 | 540 | | | 1/1 | | 2 | 5 | | | |
| 6 | JAMES Monday | M | S | S | 90 | 12 | S | S | 102 | | | 1/2 | | 3 | 1 | | | |
| 7 | OGBUKE OBASI Chinedu | F | 20 | 17 | 90 | 89 | 73 | S | 289 | 2 | | 11/13 | | 5 | 4 | 1 | | |
| 8 | KAITA Sani | M | 90 | 90 | 90 | 90 | 90 | 90 | 540 | | | 2/6 | | 8 | 3 | | | |
| 9 | OBINNA Victor | F | 90 | 77 | 90 | 90 | 90 | 90 | 527 | 3 | | 12/21 | 1/1 | 7 | 11 | 1 | | |
| 10 | ISAAC Promise | M | 88 | 73 | 73 | 1 | 17 | 70 | 322 | 1 | | 5/6 | | 6 | 7 | | | |
| 11 | OKORONKWO Solomon | F | 70 | 90 | 68 | 78 | 57 | 64 | 427 | | | 4/10 | | 8 | 5 | | | |
| 12 | AJILORE Ebenezer | M | 90 | 90 | 85 | 86 | 46 | 90 | 487 | | | 6/9 | | 8 | 2 | 2 | | |
| 13 | ADEFEMI Olubayo | D | 90 | 90 | N | 90 | 90 | 90 | 450 | 1 | | 3/5 | | 8 | 5 | 2 | | |
| 14 | ODEMWINGIE Peter | F | 80 | 62 | 22 | 90 | 90 | 90 | 434 | 1 | | 8/18 | | 8 | 9 | | | |
| 15 | AMBROSE Efe | D | A | S | 90 | 90 | S | S | 180 | | | | | 1 | 2 | | | |
| 16 | ANICHEBE Victor | F | 10 | 28 | 17 | S | 33 | 26 | 114 | 1 | | 3/8 | | 4 | 5 | | | |
| 17 | EKPO Emmanuel | M | 2 | 13 | 5 | 4 | 44 | 20 | 88 | | | 2/2 | | 5 | 2 | | | |
| 18 | EZENWA Ikechukwu | GK | S | S | S | S | S | S | | | | | | | | | | |
| 19 | OLUFEMI Oladapo | M | S | S | S | S | S | S | | | | | | | | | | |
| Totals | | | | | | | | | | 10 | 4 | 64/114 | 1/1 | 90 | 69 | 14 | | |

Corner Kicks: 29
Free Kicks: 9
Offsides: 7
Penalty Kicks Against (Goals/Shots): 1/1
Own Goals: 0
Own Goals Against: 0

| | | | | | | | |
|----------------|-----------------------------|------------|-------------------------|------------|------------------------|-----------|----------------------|
| Legend: | | | | | | | |
| 2Y=R | 2nd Yellow = Red Card | A | Absent | D | Defender | F | Forward |
| FC | Fouls Committed | FS | Fouls Suffered | GA | Goals Against | GF | Goals For |
| GK | Goalkeeper | M | Midfielder | Min | Minutes Played | N | Not eligible to play |
| PK | Penalty Kicks (Goals/Shots) | Pos | Position | R | Expulsions (Red Cards) | S | Substitute |
| SG/S | Shots on Goal/Shots | Y | Cautions (Yellow Cards) | | | | |

CUMULATIVE STATISTICS

累积技术统计 / STATISTIQUES CUMULATIVES

BRA - Brazil After 6 matches

| No. | Name | Pos | BEL 1:0 (0:0) | NZL 5:0 (2:0) | CHN 3:0 (1:0) | CMR 2:0 AET | ARG 0:3 (0:0) | BEL 3:0 (2:0) | Min | GF | GA | SG/S | PK | Fouls | | Y | 2Y=R | R |
|---------------|----------------|-----|---------------|---------------|---------------|-------------|---------------|---------------|-----|----|----|-------|-----|-------|-----|----|------|---|
| | | | | | | | | | | | | | | FC | FS | | | |
| 1 | DIEGO ALVES | GK | S | S | S | S | S | S | | | | | | | | | | |
| 2 | RAFINHA | D | 90 | 66 | 7 | 120 | 90 | 90 | 463 | | | 1/2 | | 3 | 13 | 2 | | |
| 3 | ALEX SILVA | D | 90 | 90 | S | 120 | 90 | 90 | 480 | | | 0/2 | | 9 | 10 | 1 | | |
| 4 | THIAGO SILVA | D | I | S | 90 | S | S | 19 | 109 | | | 1/1 | | 3 | | 1 | | |
| 5 | HERNANES | M | 90 | 90 | S | 66 | 61 | 90 | 397 | 1 | | 4/6 | | 6 | 8 | 2 | | |
| 6 | MARCELO | D | 90 | 90 | 90 | 120 | 90 | 90 | 570 | 1 | | 3/5 | | 5 | 10 | 2 | | |
| 7 | ANDERSON | M | 75 | 90 | S | 120 | 90 | 90 | 465 | 1 | | 8/13 | | 11 | 14 | 2 | | |
| 8 | LUCAS | M | 90 | 90 | 90 | 120 | 81 | N | 471 | | | 1/1 | | 21 | 9 | 1 | | 1 |
| 9 | ALEXANDRE PATO | F | 75 | 72 | 45 | S | 29 | S | 221 | 1 | | 4/7 | | 5 | 5 | | | |
| 10 | RONALDINHO | M | 90 | 90 | 90 | 120 | 90 | 90 | 570 | 2 | | 3/4 | 1/1 | 10 | 11 | 1 | | |
| 11 | RAMIRES | M | 5 | S | 90 | 13 | S | 90 | 198 | | | 1/2 | | 4 | 2 | 1 | | |
| 12 | RENAN | GK | 90 | 90 | 90 | 120 | 90 | 90 | 570 | | 3 | | | | | 1 | | |
| 13 | ILSINHO | D | S | 24 | 83 | S | S | S | 107 | | | | | 1 | 4 | | | |
| 14 | BRENO | D | 90 | 90 | 90 | 120 | 90 | 71 | 551 | | | | | 6 | 9 | 2 | | |
| 15 | DIEGO | M | 85 | 72 | 82 | 107 | 71 | 90 | 507 | 2 | | 4/8 | | 10 | 19 | 1 | | |
| 16 | THIAGO NEVES | M | 15 | 18 | 90 | 54 | 23 | N | 200 | 2 | | 7/9 | | 6 | 3 | | | 1 |
| 17 | RAFAEL SOBIS | F | S | 18 | 45 | 104 | 61 | S | 228 | 2 | | 4/8 | | 4 | 3 | | | |
| 18 | JO | F | 15 | S | 8 | 16 | 19 | 90 | 148 | 2 | | 3/6 | | 3 | 2 | 1 | | |
| Totals | | | | | | | | | | 14 | 3 | 44/74 | 1/1 | 108 | 123 | 18 | | 2 |

Corner Kicks: 21
Free Kicks: 13
Offsides: 21
Penalty Kicks Against (Goals/Shots): 1/1
Own Goals: 0
Own Goals Against: 0

| | | | | | | | |
|----------------|-----------------------|-------------|-----------------------------|------------|-------------------------|------------|------------------------|
| Legend: | | | | | | | |
| 2Y=R | 2nd Yellow = Red Card | AET | After Extra Time | D | Defender | F | Forward |
| FC | Fouls Committed | FS | Fouls Suffered | GA | Goals Against | GF | Goals For |
| GK | Goalkeeper | I | Injured | M | Midfielder | Min | Minutes Played |
| N | Not eligible to play | PK | Penalty Kicks (Goals/Shots) | Pos | Position | R | Expulsions (Red Cards) |
| S | Substitute | SG/S | Shots on Goal/Shots | Y | Cautions (Yellow Cards) | | |

CUMULATIVE STATISTICS

累积技术统计 / STATISTIQUES CUMULATIVES

BEL - Belgium
After 6 matches

| No. | Name | Pos | BRA 0:1 (0:0) | CHN 2:0 (1:0) | NZL 1:0 (1:0) | ITA 3:2 (2:1) | NGR 1:4 (0:1) | BRA 0:3 (0:2) | Min | GF | GA | SG/S | PK | Fouls | | Y | 2Y=R | R |
|---------------|----------------------|-----|---------------|---------------|---------------|---------------|---------------|---------------|-----|----|----|-------|----|-------|----|----|------|---|
| | | | | | | | | | | | | | | FC | FS | | | |
| 1 | BAILLY Logan | GK | 90 | 90 | 90 | 68 | 90 | 90 | 518 | | 9 | | | | | | | |
| 2 | DE ROOVER Sepp | D | 90 | 90 | 90 | 90 | 90 | 90 | 540 | | | 2/3 | | 4 | 7 | | | |
| 3 | KOMPANY Vincent | D | 72 | N | A | | | | 72 | | | | | 1 | 1 | 1 | 1 | |
| 4 | VERMAELEN Thomas | D | 90 | 90 | 90 | 17 | N | 90 | 377 | | | 2/3 | | 7 | 5 | 1 | | 1 |
| 5 | POCOGNOLI Sebastien | D | 90 | 89 | 90 | 90 | 90 | 90 | 539 | | | 2/2 | | 3 | 2 | 1 | | |
| 6 | FELLAINI Marouane | M | 87 | N | A | A | A | A | 87 | | | 0/1 | | 4 | 3 | 1 | | 1 |
| 7 | DE MUL Tom | F | 83 | 90 | 83 | 89 | 75 | 90 | 510 | | | 7/13 | | 13 | 7 | | | |
| 8 | HAROUN Faris | M | S | 90 | 90 | 90 | 90 | 90 | 450 | 1 | | 4/11 | | 9 | 5 | 1 | | |
| 9 | MIRALLAS Kevin | F | 75 | 85 | 90 | 90 | 75 | 59 | 474 | 2 | | 9/21 | | 11 | 9 | 1 | | |
| 10 | VERTONGHEN Jan | M | 90 | 90 | 90 | 90 | 90 | 90 | 540 | | | 4/8 | | 19 | 6 | 2 | | |
| 11 | MARTENS Maarten | M | 63 | 78 | 68 | 65 | 63 | 59 | 396 | | | 4/6 | | 5 | 4 | | | |
| 12 | MA-KALAMBAY Yves | GK | S | S | S | 22 | S | S | 22 | | 1 | | | | | | | |
| 13 | CIMAN Laurent | D | S | S | S | I | 15 | S | 15 | 1 | | 1/1 | | | | | | |
| 14 | MULEMO Landry | M | S | 1 | 7 | 1 | 15 | 31 | 55 | | | 2/2 | | | | | | |
| 15 | SIMAEYS Jeroen | D | 15 | 90 | 90 | 90 | 90 | 90 | 465 | | | 2/4 | | 8 | 4 | 2 | | |
| 16 | VANDEN BORRE Anthony | M | 7 | 12 | 22 | 25 | 90 | 31 | 187 | | | 1/2 | | 4 | 4 | | | |
| 17 | DE SMET Stijn | F | 27 | | | | | | 27 | | | 1/1 | | 2 | | | | |
| 18 | DEMBELE Moussa | F | 90 | 90 | 90 | 90 | 90 | 90 | 540 | 3 | | 10/11 | | 18 | 16 | 1 | | |
| 19 | ODIDJA-OFOE Vadis | M | | 5 | S | S | 27 | S | 32 | | | | | | | 1 | | |
| 22 | DE WINTER Yves | GK | | | | S | S | S | | | | | | | | | | |
| Totals | | | | | | | | | | 7 | 10 | 51/89 | | 109 | 74 | 12 | 2 | 1 |

Corner Kicks: 40
Free Kicks: 4
Offsides: 8
Penalty Kicks Against (Goals/Shots): 2/2
Own Goals: 0
Own Goals Against: 0

| | | | | | | | |
|----------------|-----------------------|-------------|-----------------------------|------------|-------------------------|------------|------------------------|
| Legend: | | | | | | | |
| 2Y=R | 2nd Yellow = Red Card | A | Absent | D | Defender | F | Forward |
| FC | Fouls Committed | FS | Fouls Suffered | GA | Goals Against | GF | Goals For |
| GK | Goalkeeper | I | Injured | M | Midfielder | Min | Minutes Played |
| N | Not eligible to play | PK | Penalty Kicks (Goals/Shots) | Pos | Position | R | Expulsions (Red Cards) |
| S | Substitute | SG/S | Shots on Goal/Shots | Y | Cautions (Yellow Cards) | | |

CUMULATIVE STATISTICS

累积技术统计 / STATISTIQUES CUMULATIVES

CORRECTED

ITA - Italy
After 4 matches

| No. | Name | Pos | HON 3:0 (2:0) | KOR 3:0 (2:0) | CMR 0:0 | BEL 2:3 (1:2) | Min | GF | GA | SG/S | PK | Fouls | | Y | 2Y=R | R |
|---------------|----------------------|-----|---------------|---------------|---------|---------------|-----|----|----|-------|-----|-------|----|---|------|---|
| | | | | | | | | | | | | FC | FS | | | |
| 1 | VIVIANO Emiliano | GK | 90 | 90 | 90 | 80 | 350 | | 3 | | | | 1 | | | 1 |
| 2 | MOTTA Marco | D | S | 90 | S | 81 | 171 | | | | | 1 | 2 | | | |
| 3 | DE CEGLIE Paolo | D | 90 | S | 90 | 90 | 270 | | | | | 2 | 3 | | | |
| 4 | NOCERINO Antonio | M | 90 | 90 | 90 | 90 | 360 | | | 1/1 | | 7 | 5 | 1 | | |
| 5 | CIGARINI Luca | M | 90 | 90 | 30 | 61 | 271 | | | 2/3 | | 3 | 5 | 1 | | |
| 6 | CRISCITO Domenico | D | 90 | 90 | S | 90 | 270 | | | | | 3 | 1 | | | |
| 7 | MONTOLIVO Riccardo | M | 90 | 90 | 90 | 90 | 360 | 1 | | 3/5 | | 4 | 3 | 1 | | |
| 8 | MARCHISIO Claudio | M | 12 | S | | | 12 | | | | | | | | | |
| 9 | ROCCHI Tommaso | F | S | 58 | | | 58 | 1 | | 3/3 | | 3 | | | | |
| 10 | GIOVINCO Sebastian | F | 78 | 76 | 88 | 90 | 332 | 1 | | 3/6 | | 4 | 9 | | | |
| 11 | ROSSI Giuseppe | F | 59 | 82 | 90 | 90 | 321 | 4 | | 5/10 | 3/3 | 4 | 6 | 1 | | |
| 12 | DESSENA Daniele | M | S | 8 | 60 | S | 68 | | | | | 4 | | | | |
| 13 | CODA Andrea | D | 19 | 90 | 90 | S | 199 | | | 0/1 | | 2 | 2 | | | |
| 14 | ACQUAFRESCA Robert | F | 90 | 32 | 70 | 90 | 282 | 1 | | 1/9 | 1/1 | 5 | 2 | | | |
| 15 | BOCCHETTI Salvatore | D | 71 | 90 | 90 | 90 | 341 | | | 0/2 | | 5 | 7 | 1 | | |
| 16 | DE SILVESTRI Lorenzo | D | 90 | S | 90 | S | 180 | | | | | 1 | 1 | 1 | | |
| 17 | ABATE Ignazio | M | 31 | 14 | 20 | 22 | 87 | | | | | 2 | 1 | 1 | | |
| 18 | CONSIGLI Andrea | GK | S | S | S | 9 | 9 | | | | | | | | | |
| 20 | CANDREVA Antonio | M | | | 2 | 7 | 9 | | | | | | | | | |
| 21 | RUSSOTTO Andrea | F | | | S | S | | | | | | | | | | |
| Totals | | | | | | | | 8 | 3 | 18/40 | 4/4 | 51 | 50 | 7 | | 1 |

Corner Kicks: 16
Free Kicks: 6
Offsides: 11
Penalty Kicks Against (Goals/Shots): 0/2
Own Goals: 0
Own Goals Against: 0

| | | | | | | | |
|----------------|------------------------|-----|----------------|------|-----------------------------|-----|-------------------------|
| Legend: | | | | | | | |
| 2Y=R | 2nd Yellow = Red Card | D | Defender | F | Forward | FC | Fouls Committed |
| FS | Fouls Suffered | GA | Goals Against | GF | Goals For | GK | Goalkeeper |
| M | Midfielder | Min | Minutes Played | PK | Penalty Kicks (Goals/Shots) | Pos | Position |
| R | Expulsions (Red Cards) | S | Substitute | SG/S | Shots on Goal/Shots | Y | Cautions (Yellow Cards) |

Goals against statistic for Italy have been corrected

CUMULATIVE STATISTICS

累积技术统计 / STATISTIQUES CUMULATIVES

CIV - Côte d'Ivoire

After 4 matches

| No. | Name | Pos | ARG 1:2 (0:1) | SRB 4:2 (2:1) | AUS 1:0 (0:0) | NGR 0:2 (0:1) | Min | GF | GA | SG/S | PK | Fouls | | Y | 2Y=R | R |
|---------------|--------------------------|-----|---------------|---------------|---------------|---------------|-----|----|----|-------|----|-------|----|---|------|---|
| | | | | | | | | | | | | FC | FS | | | |
| 1 | ANGBAN Vincent | GK | 90 | 90 | 90 | 90 | 360 | | 6 | | | | | | | |
| 2 | WAWA Serge | D | 90 | 90 | 90 | 87 | 357 | | | 0/1 | | 2 | 2 | | | |
| 3 | DIARRASSOUBA Ousm. Viera | D | 90 | 90 | 90 | 60 | 330 | | | 0/1 | | 6 | 1 | 1 | | |
| 4 | BAMBA Souleymane | D | S | S | 90 | 90 | 180 | | | 0/1 | | 2 | 1 | | | |
| 5 | ANGOUA Brou | D | 90 | 90 | 90 | 90 | 360 | | | 1/2 | | 4 | 2 | 1 | | |
| 6 | KAMBOU Herve | M | 90 | 3 | 8 | S | 101 | | | | | 1 | | 1 | | |
| 7 | COULIBALY Kafoumba | M | 90 | 90 | S | 90 | 270 | | | 2/4 | | 8 | 6 | | | |
| 8 | KALOU Salomon | F | 90 | 87 | 89 | 90 | 356 | 2 | | 8/13 | | 2 | 10 | 1 | | |
| 9 | DJA DJEDJE Franck | F | 27 | 52 | 82 | 45 | 206 | | | 4/6 | | 6 | 4 | | | |
| 10 | KONE Emmanuel | M | N | 90 | 90 | 90 | 270 | | | 7/8 | | 4 | 3 | 1 | | |
| 11 | MOURA-KOMENAN Anthony | M | 16 | 8 | 1 | 30 | 55 | | | 4/4 | | | 1 | | | |
| 12 | BAGAYOKO Mamadou | D | 90 | 90 | 90 | 45 | 315 | | | 0/1 | | 5 | 3 | | | |
| 13 | GUIE-GUIE Abraham | F | S | S | 3 | 3 | 6 | | | 1/1 | | | | | | |
| 14 | GERVINHO | F | 90 | 90 | 90 | 90 | 360 | 1 | | 8/10 | | 4 | 4 | | | |
| 15 | TAMLA Ladj | D | S | S | S | S | | | | | | | | | | |
| 16 | OKOUA Christian | GK | S | S | S | S | | | | | | | | | | |
| 17 | N GOSSAN Antoine | F | 63 | 38 | S | S | 101 | | | | | 2 | | | | |
| 18 | CISSE Sekou | F | 74 | 82 | 87 | 90 | 333 | 2 | | 3/6 | | 8 | 5 | | | |
| Totals | | | | | | | | 5 | 6 | 38/58 | | 54 | 42 | 5 | | |

| | |
|--------------------------------------|-----|
| Corner Kicks: | 23 |
| Free Kicks: | 7 |
| Offsides: | 13 |
| Penalty Kicks Against (Goals/Shots): | 1/1 |
| Own Goals: | 1 |
| Own Goals Against: | 0 |

| | | | | | | | |
|----------------|-------------------------|------------|------------------------|-----------|----------------------|-------------|-----------------------------|
| Legend: | | | | | | | |
| 2Y=R | 2nd Yellow = Red Card | D | Defender | F | Forward | FC | Fouls Committed |
| FS | Fouls Suffered | GA | Goals Against | GF | Goals For | GK | Goalkeeper |
| M | Midfielder | Min | Minutes Played | N | Not eligible to play | PK | Penalty Kicks (Goals/Shots) |
| Pos | Position | R | Expulsions (Red Cards) | S | Substitute | SG/S | Shots on Goal/Shots |
| Y | Cautions (Yellow Cards) | | | | | | |

CUMULATIVE STATISTICS

累积技术统计 / STATISTIQUES CUMULATIVES

NED - Netherlands

After 4 matches

| No. | Name | Pos | NGR 0:0 | USA 2:2 (1:0) | JPN 1:0 (0:0) | ARG 1:2 AET (1:1, 1:1) | Min | GF | GA | SG/S | PK | Fouls | | Y | 2Y=R | R | |
|---------------|--------------------|-----|---------|---------------|---------------|------------------------|-----|----|----|------|-------|-------|----|----|------|---|---|
| | | | | | | | | | | | | FC | FS | | | | |
| 1 | VELTHUIZEN Piet | GK | S | S | S | S | | | | | | | | | | | |
| 2 | ZUIVERLOON Gianni | D | 90 | 90 | 15 | 120 | 315 | | | | | 11 | 5 | 1 | | | |
| 3 | MARCELLIS Dirk | D | 90 | 75 | 90 | 120 | 375 | | | | | 4 | | 1 | | | |
| 4 | JALIENS Kew | D | 90 | 90 | 90 | N | 270 | | | | | 5 | | 2 | | | |
| 5 | PIETERS Erik | D | S | S | 1 | 120 | 121 | | | | | 3 | 2 | | | | |
| 6 | LUIJCKX Kees | D | S | S | S | S | | | | | | | | | | | |
| 7 | DE GUZMAN Jonathan | M | 90 | 90 | 89 | 120 | 389 | | | 3/4 | | 12 | 3 | 1 | | | |
| 8 | EMANUELSON Urby | M | 81 | 90 | 90 | 120 | 381 | | | 0/4 | | 3 | 6 | | | | |
| 9 | MAKAAY Roy | F | 45 | 15 | 90 | I | 150 | | | 2/2 | | | | | | | |
| 10 | SIBON Gerald | F | 45 | 15 | 75 | 13 | 148 | 2 | | 3/4 | 1/1 | 4 | 2 | 1 | | | |
| 11 | BABEL Ryan | F | 90 | 90 | 90 | 120 | 390 | 1 | | 2/3 | | 6 | 13 | | | | |
| 12 | MADURO Hedwiges | M | 45 | 90 | 61 | 75 | 271 | | | 2/5 | | 6 | 1 | | | | |
| 13 | JONG-A-PIN Calvin | D | 90 | 21 | 90 | 107 | 308 | | | 1/1 | | 6 | 7 | | | | |
| 14 | SNO Evander | F | 44 | N | N | 45 | 89 | | | 1/3 | | 4 | | 1 | | | 1 |
| 15 | DRENTHE Royston | M | 90 | 75 | 90 | 96 | 351 | | | 2/5 | | 4 | 17 | | | | |
| 16 | BEERENS Roy | F | S | 69 | S | 24 | 93 | | | | | 3 | 3 | | | | |
| 17 | BAKKAL Otman | M | 9 | 90 | 29 | 120 | 248 | 1 | | 2/3 | | 6 | 1 | | | | |
| 18 | VERMEER Kenneth | GK | 90 | 90 | 90 | 120 | 390 | | | | | | 1 | | | | |
| Totals | | | | | | | | | 4 | 4 | 18/34 | 1/1 | 77 | 62 | 7 | | 1 |

| | |
|--------------------------------------|-----|
| Corner Kicks: | 20 |
| Free Kicks: | 10 |
| Offsides: | 9 |
| Penalty Kicks Against (Goals/Shots): | 0/0 |
| Own Goals: | 0 |
| Own Goals Against: | 0 |

| | | | | | | | |
|----------------|-----------------------|------|-----------------------------|-----|-------------------------|-----|------------------------|
| Legend: | | | | | | | |
| 2Y=R | 2nd Yellow = Red Card | AET | After Extra Time | D | Defender | F | Forward |
| FC | Fouls Committed | FS | Fouls Suffered | GA | Goals Against | GF | Goals For |
| GK | Goalkeeper | I | Injured | M | Midfielder | Min | Minutes Played |
| N | Not eligible to play | PK | Penalty Kicks (Goals/Shots) | Pos | Position | R | Expulsions (Red Cards) |
| S | Substitute | SG/S | Shots on Goal/Shots | Y | Cautions (Yellow Cards) | | |

CUMULATIVE STATISTICS

累积技术统计 / STATISTIQUES CUMULATIVES

CMR - Cameroon

After 4 matches

| No. | Name | Pos | KOR 1:1 (0:0) | HON 1:0 (0:0) | ITA 0:0 | BRA 0:2 AET | Min | GF | GA | SG/S | PK | Fouls | | Y | 2Y=R | R |
|---------------|---------------------|-----|---------------|---------------|---------|-------------|-----|----|----|-------|-----|-------|----|----|------|---|
| | | | | | | | | | | | | FC | FS | | | |
| 1 | TIGNYEMB Amour | GK | 90 | 90 | 90 | 120 | 390 | | 3 | | | | 1 | | | |
| 2 | BANING Albert | F | 89 | N | N | 51 | 140 | | | 0/3 | | 7 | 4 | 1 | 1 | 1 |
| 3 | GHOMSI Antonio | D | 90 | 57 | 90 | 120 | 357 | | | | | 7 | 3 | 1 | | |
| 4 | BIKEY Andre | D | 90 | 90 | 90 | 120 | 390 | | | 1/1 | | 3 | 2 | 1 | | |
| 5 | SONG Alexandre | D | I | 90 | 90 | 120 | 300 | | | 1/4 | | 7 | 4 | 1 | | |
| 6 | MBIA Stephane | M | 90 | 90 | 90 | 17 | 287 | 1 | | 2/2 | | 5 | 7 | | | |
| 7 | MBOUA Marc | F | 11 | S | S | 32 | 43 | | | | | 3 | 3 | | | |
| 8 | MANDJECK Georges | M | 26 | S | 32 | N | 58 | 1 | | 1/1 | | | 1 | | | 1 |
| 9 | SONGOO Frank | M | 15 | 90 | 22 | 75 | 202 | | | 0/3 | | 4 | 6 | 1 | | |
| 10 | BEKAMENGA Christian | F | I | 90 | 75 | 88 | 253 | | | 5/11 | | 3 | 6 | 1 | | |
| 11 | BEBBE Gustave | F | 90 | 54 | 34 | 120 | 298 | | | 3/6 | | 7 | 8 | | | |
| 12 | BEBEY Paul | D | 90 | 90 | 90 | N | 270 | | | | | 3 | 2 | 2 | | |
| 13 | NKOULOU Nicolas | D | S | 33 | 90 | 120 | 243 | | | | | | | 1 | | |
| 14 | CHEDJOU Aurelien | M | 75 | 75 | 68 | 120 | 338 | | | 5/5 | 0/1 | 3 | 6 | | | |
| 15 | NGAL Serge | F | 79 | 36 | 56 | 45 | 216 | | | 4/7 | | 10 | 7 | 1 | | |
| 16 | MAYEBI Joslain | GK | S | S | S | S | | | | | | | | | | |
| 17 | OLLE Alain | M | 64 | 15 | 15 | 103 | 197 | | | 1/1 | | 8 | 2 | | | |
| 18 | ENAM Alexis | D | 90 | 90 | I | | 180 | | | | | 4 | 3 | 1 | | |
| 22 | BONDOA Guy | D | | | | A | | | | | | | | | | |
| Totals | | | | | | | | 2 | 3 | 23/44 | 0/1 | 74 | 65 | 11 | 1 | 2 |

Corner Kicks: 12
Free Kicks: 7
Offsides: 10
Penalty Kicks Against (Goals/Shots): 0/0
Own Goals: 0
Own Goals Against: 0

| Legend: | | | | | | | |
|-------------|------------------------|-----------|----------------------|-------------|-----------------------------|------------|-------------------------|
| 2Y=R | 2nd Yellow = Red Card | A | Absent | AET | After Extra Time | D | Defender |
| F | Forward | FC | Fouls Committed | FS | Fouls Suffered | GA | Goals Against |
| GF | Goals For | GK | Goalkeeper | I | Injured | M | Midfielder |
| Min | Minutes Played | N | Not eligible to play | PK | Penalty Kicks (Goals/Shots) | Pos | Position |
| R | Expulsions (Red Cards) | S | Substitute | SG/S | Shots on Goal/Shots | Y | Cautions (Yellow Cards) |

CUMULATIVE STATISTICS

累积技术统计 / STATISTIQUES CUMULATIVES

USA - United States

After 3 matches

| No. | Name | Pos | JPN 1:0 (0:0) | NED 2:2 (0:1) | NGR 1:2 (0:1) | Min | GF | GA | SG/S | PK | Fouls | | Y | 2Y=R | R | |
|---------------|-------------------|-----|---------------|---------------|---------------|-----|----|----|------|-------|-------|----|----|------|---|---|
| | | | | | | | | | | | FC | FS | | | | |
| 1 | SEITZ Chris | GK | S | S | S | | | | | | | | | | | |
| 2 | WYNNE Marvell | D | 90 | 90 | 90 | 270 | | | 0/1 | | 1 | 4 | | | | |
| 3 | OROZCO Michael | D | 90 | 90 | 3 | 183 | | | 0/1 | | 2 | 4 | | | 1 | |
| 4 | BRADLEY Michael | M | 90 | 90 | N | 180 | | | 2/3 | | 2 | | 2 | | | |
| 5 | McCARTY Dax | M | S | S | 22 | 22 | | | | | | | | | | |
| 6 | EDU Maurice | M | 90 | 90 | 90 | 270 | | | | | 2 | 4 | 1 | | | |
| 7 | HOLDEN Stuart | M | 82 | 90 | 77 | 249 | 1 | | 2/4 | | 4 | 5 | 1 | | | |
| 8 | SZETELA Danny | M | 4 | S | 68 | 72 | | | | | | 1 | | | | |
| 9 | DAVIES Charlie | F | S | S | 13 | 13 | | | 2/2 | | | | | | | |
| 10 | FEILHABER Benny | M | 8 | 10 | 45 | 63 | | | | | | 4 | 1 | | | |
| 11 | ADU Freddy | F | 90 | 80 | N | 170 | | | 1/4 | | 5 | 6 | 2 | | | |
| 12 | ALTDORE Jozy | F | 16 | 25 | 45 | 86 | 1 | | 3/3 | | 4 | 1 | | | | |
| 13 | IANNI Patrick | D | S | S | S | | | | | | | | | | | |
| 14 | ROGERS Robbie | M | 86 | 65 | 90 | 241 | | | 2/3 | | 4 | 4 | | | | |
| 15 | PARKHURST Michael | D | 90 | 90 | 90 | 270 | | | | | 2 | | | | | |
| 16 | KLJESTAN Sacha | M | 90 | 90 | 90 | 270 | 2 | | 1/2 | 1/1 | 6 | 5 | | | | |
| 17 | McBRIDE Brian | F | 74 | 90 | 90 | 254 | | | 3/4 | | 2 | 6 | | | | |
| 18 | GUZAN Brad | GK | 90 | 90 | 90 | 270 | | 4 | | | | | 1 | | | |
| Totals | | | | | | | | 4 | 4 | 16/27 | 1/1 | 34 | 45 | 8 | | 1 |

Corner Kicks: 6
 Free Kicks: 1
 Offsides: 4
 Penalty Kicks Against (Goals/Shots): 0/0
 Own Goals: 0
 Own Goals Against: 0

| | | | | | | | |
|----------------|-------------------------|------------|------------------------|-----------|----------------------|-------------|-----------------------------|
| Legend: | | | | | | | |
| 2Y=R | 2nd Yellow = Red Card | D | Defender | F | Forward | FC | Fouls Committed |
| FS | Fouls Suffered | GA | Goals Against | GF | Goals For | GK | Goalkeeper |
| M | Midfielder | Min | Minutes Played | N | Not eligible to play | PK | Penalty Kicks (Goals/Shots) |
| Pos | Position | R | Expulsions (Red Cards) | S | Substitute | SG/S | Shots on Goal/Shots |
| Y | Cautions (Yellow Cards) | | | | | | |

CUMULATIVE STATISTICS

累积技术统计 / STATISTIQUES CUMULATIVES

KOR - Korea After 3 matches

| No. | Name | Pos | CMR 1:1 (0:0) | ITA 0:3 (0:2) | HON 1:0 (1:0) | Min | GF | GA | SG/S | PK | Fouls | | Y | 2Y=R | R |
|---------------|-----------------|-----|---------------|---------------|---------------|-----|----|----|-------|----|-------|----|---|------|---|
| | | | | | | | | | | | FC | FS | | | |
| 1 | JUNG Sung Ryong | GK | 90 | 90 | 90 | 270 | | 4 | | | | | | | |
| 2 | SHIN Kwang Hoon | D | 90 | 90 | 90 | 270 | | | 1/1 | | 4 | 8 | | | |
| 3 | KIM Dong Jin | D | 90 | 90 | 90 | 270 | 1 | | 3/3 | | 4 | 1 | | | |
| 4 | KANG Min Soo | D | 90 | 90 | 90 | 270 | | | 0/1 | | 3 | | | | |
| 5 | KIM Chang Soo | D | S | S | S | | | | | | | | | | |
| 6 | KIM Jin Kyu | D | 90 | 90 | 90 | 270 | | | | | 5 | 1 | 1 | | |
| 7 | OH Jang Eun | M | 6 | 86 | S | 92 | | | | | 2 | 1 | 1 | | |
| 8 | KIM Jung Woo | M | 90 | 45 | 90 | 225 | | | 1/1 | | 6 | 5 | 2 | | |
| 9 | SHIN Young Rok | F | 46 | 45 | S | 91 | | | 1/3 | | 4 | 2 | | | |
| 10 | PARK Chu Young | F | 90 | 90 | 90 | 270 | 1 | | 5/6 | | | 8 | | | |
| 11 | LEE Chung Yong | M | 89 | 45 | 76 | 210 | | | | | 4 | 4 | | | |
| 12 | KI Sung Yueng | M | 84 | 90 | 72 | 246 | | | 1/1 | | 5 | 5 | 2 | | |
| 13 | KIM Seung Yong | M | S | S | 37 | 37 | | | | | 2 | | | | |
| 14 | BAEK Ji Hoon | M | 44 | 45 | 18 | 107 | | | 0/1 | | 2 | 1 | | | |
| 15 | KIM Kun Hoan | D | 1 | S | 14 | 15 | | | 0/1 | | | | | | |
| 16 | CHO Young Cheol | M | S | 4 | 53 | 57 | | | 3/5 | | | 2 | | | |
| 17 | LEE Keun Ho | F | 90 | 90 | 90 | 270 | | | 4/7 | | 4 | 7 | | | |
| 18 | SONG You Gual | GK | S | S | S | | | | | | | | | | |
| Totals | | | | | | | 2 | 4 | 19/30 | | 45 | 45 | 6 | | |

Corner Kicks: 14
Free Kicks: 12
Offsides: 11
Penalty Kicks Against (Goals/Shots): 0/0
Own Goals: 0
Own Goals Against: 0

| | | | | | | | |
|----------------|------------------------|-----|----------------|------|-----------------------------|-----|-------------------------|
| Legend: | | | | | | | |
| 2Y=R | 2nd Yellow = Red Card | D | Defender | F | Forward | FC | Fouls Committed |
| FS | Fouls Suffered | GA | Goals Against | GF | Goals For | GK | Goalkeeper |
| M | Midfielder | Min | Minutes Played | PK | Penalty Kicks (Goals/Shots) | Pos | Position |
| R | Expulsions (Red Cards) | S | Substitute | SG/S | Shots on Goal/Shots | Y | Cautions (Yellow Cards) |

CUMULATIVE STATISTICS

累积技术统计 / STATISTIQUES CUMULATIVES

AUS - Australia
After 3 matches

| No. | Name | Pos | SRB 1:1 (0:0) | ARG 0:1 (0:0) | CIV 0:1 (0:0) | Min | GF | GA | SG/S | PK | Fouls | | Y | 2Y=R | R | |
|---------------|-----------------------|-----|---------------|---------------|---------------|-----|----|----|------|-------|-------|----|----|------|---|--|
| | | | | | | | | | | | FC | FS | | | | |
| 1 | FEDERICI Adam | GK | 90 | 90 | 90 | 270 | | 3 | | | | | 1 | | | |
| 2 | NORTH Jade | D | 90 | 90 | 90 | 270 | | | | | 2 | 2 | | | | |
| 3 | LEIJER Adrian | D | S | S | S | | | | | | | | | | | |
| 4 | MILLIGAN Mark | D | 66 | 90 | 86 | 242 | | | 1/1 | | 5 | 3 | 1 | | | |
| 5 | SPIRANOVIC Matthew | D | 90 | 90 | 90 | 270 | | | 1/1 | | 6 | 1 | 1 | | | |
| 6 | TOPOR-STANLEY Nikolai | D | 90 | S | 4 | 94 | | | | | 6 | | | | | |
| 7 | KILKENNY Neil | M | S | 90 | S | 90 | | | | | 1 | 3 | | | | |
| 8 | MUSIALIK Stuart | M | 90 | 90 | 90 | 270 | | | 0/1 | | 1 | 5 | 1 | | | |
| 9 | BRIDGE Mark | F | 2 | 25 | 90 | 117 | | | 2/2 | | | 2 | | | | |
| 10 | THOMPSON Archie | F | 76 | 72 | | 148 | | | 0/2 | | 1 | 4 | | | | |
| 11 | CARNEY David | M | 90 | 90 | 90 | 270 | | | 2/2 | | 3 | 2 | | | | |
| 12 | McCLENAHAN Trent | D | 90 | 9 | 90 | 189 | | | | | 1 | 5 | 1 | | | |
| 13 | ZADKOVICH Ruben | M | 90 | 90 | I | 180 | 1 | | 2/2 | | 3 | | | | | |
| 14 | TROISI James | M | S | 65 | 4 | 69 | | | | | 1 | | | | | |
| 15 | SARKIES Kristian | M | 14 | S | 90 | 104 | | | 1/2 | | 1 | 2 | | | | |
| 16 | CELESKI Billy | M | 24 | 81 | 86 | 191 | | | 5/5 | | 2 | 2 | | | | |
| 17 | RUKAVYTSYA Nikita | F | 88 | 18 | 73 | 179 | | | 5/6 | | 2 | 1 | | | | |
| 18 | VELAPHI Tando | GK | S | S | S | | | | | | | | | | | |
| 21 | SIMON Matt | F | | | 17 | 17 | | | 1/2 | | | | | | | |
| Totals | | | | | | | | 1 | 3 | 20/26 | | 35 | 32 | 5 | | |

Corner Kicks: 6
Free Kicks: 3
Offsides: 5
Penalty Kicks Against (Goals/Shots): 0/0
Own Goals: 0
Own Goals Against: 0

| | | | | | | | |
|----------------|-------------------------|-----------|------------------------|------------|----------------|-------------|-----------------------------|
| Legend: | | | | | | | |
| 2Y=R | 2nd Yellow = Red Card | D | Defender | F | Forward | FC | Fouls Committed |
| FS | Fouls Suffered | GA | Goals Against | GF | Goals For | GK | Goalkeeper |
| I | Injured | M | Midfielder | Min | Minutes Played | PK | Penalty Kicks (Goals/Shots) |
| Pos | Position | R | Expulsions (Red Cards) | S | Substitute | SG/S | Shots on Goal/Shots |
| Y | Cautions (Yellow Cards) | | | | | | |

CUMULATIVE STATISTICS

累积技术统计 / STATISTIQUES CUMULATIVES

SRB - Serbia After 3 matches

| No. | Name | Pos | AUS 1:1 (0:0) | CIV 2:4 (1:2) | ARG 0:2 (0:1) | Min | GF | GA | SG/S | PK | Fouls | | Y | 2Y=R | R |
|---------------|----------------------|-----|---------------|---------------|---------------|-----|----|----|-------|----|-------|----|---|------|---|
| | | | | | | | | | | | FC | FS | | | |
| 1 | STOJKOVIC Vladimir | GK | 90 | 90 | 90 | 270 | | 7 | | | | 2 | | | |
| 2 | JOVANOVIC Marko | D | 90 | 90 | 43 | 223 | | | | | | 2 | | | |
| 3 | KOLAROV Aleksandar | D | 90 | S | 90 | 180 | | | 1/1 | | 3 | 4 | | | |
| 4 | KACAR Gojko | D | 17 | 90 | 90 | 197 | | | 4/4 | | 5 | 2 | | | |
| 5 | RAJKOVIC Slobodan | D | 90 | 90 | 90 | 270 | 1 | | 1/3 | | 1 | 1 | | | 1 |
| 6 | PAVLOVIC Predrag | M | S | S | S | | | | | | | | | | |
| 7 | SMILJANIC Milan | M | 90 | 90 | 90 | 270 | | | 1/2 | | 3 | 4 | | | |
| 8 | GULAN Nikola | M | 73 | 8 | 22 | 103 | | | | | 3 | | 1 | | |
| 9 | RAKIC Djordje | F | 56 | 14 | S | 70 | 1 | | 3/4 | | 3 | 5 | | | |
| 11 | TOSIC Dusko | D | S | 90 | 89 | 179 | | | | | 5 | 4 | 1 | 1 | |
| 12 | TADIC Dusan | M | 90 | 29 | 5 | 124 | | | 2/4 | | | 3 | | | |
| 13 | FEJSA Ljubomir | M | 77 | 61 | 90 | 228 | | | 0/1 | | 6 | 3 | | | |
| 14 | MRDAKOVIC Miljan | F | 34 | 76 | 90 | 200 | 1 | | 3/7 | | | 1 | | | |
| 15 | ZIVKOVIC Aleksandar | D | 13 | 82 | 68 | 163 | | | | | 3 | 6 | 1 | | |
| 16 | TOMOVIC Nenad | D | 90 | 90 | 47 | 227 | | | 0/1 | | 4 | 2 | 1 | | |
| 17 | TOSIC Zoran | M | 90 | 90 | 85 | 265 | | | 9/11 | | 5 | 10 | 2 | | |
| 18 | STAMENKOVIC Sasa | GK | S | S | S | | | | | | | | | | |
| 19 | KALUDJEROVIC Andrija | F | S | S | S | | | | | | | | | | |
| Totals | | | | | | | 3 | 7 | 24/38 | | 42 | 49 | 6 | 1 | 1 |

| | |
|--------------------------------------|-----|
| Corner Kicks: | 28 |
| Free Kicks: | 9 |
| Offsides: | 2 |
| Penalty Kicks Against (Goals/Shots): | 1/2 |
| Own Goals: | 0 |
| Own Goals Against: | 1 |

| | | | | | | | |
|----------------|------------------------|-----|----------------|------|-----------------------------|-----|-------------------------|
| Legend: | | | | | | | |
| 2Y=R | 2nd Yellow = Red Card | D | Defender | F | Forward | FC | Fouls Committed |
| FS | Fouls Suffered | GA | Goals Against | GF | Goals For | GK | Goalkeeper |
| M | Midfielder | Min | Minutes Played | PK | Penalty Kicks (Goals/Shots) | Pos | Position |
| R | Expulsions (Red Cards) | S | Substitute | SG/S | Shots on Goal/Shots | Y | Cautions (Yellow Cards) |

CUMULATIVE STATISTICS

累积技术统计 / STATISTIQUES CUMULATIVES

CHN - China
After 3 matches

| No. | Name | Pos | NZL 1:1 (0:0) | BEL 0:2 (0:1) | BRA 0:3 (0:1) | Min | GF | GA | SG/S | PK | Fouls | | Y | 2Y=R | R | |
|---------------|----------------|-----|---------------|---------------|---------------|-----|----|----|------|-------|-------|----|----|------|---|---|
| | | | | | | | | | | | FC | FS | | | | |
| 1 | QIU Shengjiong | GK | 90 | 90 | S | 180 | | 3 | | | | | | | | |
| 2 | TAN Wangsong | D | 90 | 53 | N | 143 | | | 1/1 | | 1 | | | | 1 | |
| 3 | FENG Xiaoting | D | 90 | 90 | N | 180 | | | | | 2 | 2 | 2 | | | |
| 4 | YUAN Weiwei | D | 90 | 90 | N | 180 | | | 0/1 | | 4 | 3 | 2 | | | |
| 5 | LI Weifeng | D | 90 | 90 | 90 | 270 | | | 1/1 | | 3 | 7 | 1 | | | |
| 6 | ZHOU Haibin | M | 90 | 90 | 90 | 270 | | | 3/4 | | 6 | 3 | 1 | | | |
| 7 | HAO Junmin | M | 57 | S | 75 | 132 | | | 4/4 | | | 1 | | | | |
| 8 | ZHENG Zhi | M | 90 | 64 | N | 154 | | | 2/2 | | 2 | 5 | | | 1 | |
| 9 | GAO Lin | F | 55 | 45 | 18 | 118 | | | 1/3 | | 2 | 2 | | | | |
| 10 | HAN Peng | F | 78 | S | 90 | 168 | | | 1/2 | | 3 | 4 | 1 | | | |
| 11 | CHEN Tao | F | 34 | 31 | | 65 | | | 2/2 | | 1 | 2 | | | | |
| 12 | CUI Peng | M | 90 | 59 | 90 | 239 | | | 1/2 | | 2 | 2 | | | | |
| 13 | SHEN Longyuan | M | S | S | 15 | 15 | | | | | | | | | | |
| 14 | WAN Houliang | D | S | 9 | 90 | 99 | | | 0/1 | | 1 | 2 | | | | |
| 15 | JIANG Ning | F | 35 | 90 | 90 | 215 | | | 4/5 | | 3 | 4 | | | | |
| 16 | ZHAO Xuri | D | S | 81 | 90 | 171 | | | 2/2 | | 3 | 2 | | | | |
| 17 | DONG Fangzhuo | F | 12 | 45 | 72 | 129 | 1 | | 1/1 | | | 2 | | | | |
| 18 | LIU Zhenli | GK | S | S | 90 | 90 | | 3 | | | | | | | | |
| 20 | ZHU Ting | F | | | 90 | 90 | | | | | 2 | 4 | | | | |
| Totals | | | | | | | | 1 | 6 | 23/31 | | 35 | 46 | 7 | | 2 |

Corner Kicks: 22
Free Kicks: 5
Offsides: 2
Penalty Kicks Against (Goals/Shots): 0/0
Own Goals: 0
Own Goals Against: 0

| | | | | | | | |
|----------------|-------------------------|-----|------------------------|----|----------------------|------|-----------------------------|
| Legend: | | | | | | | |
| 2Y=R | 2nd Yellow = Red Card | D | Defender | F | Forward | FC | Fouls Committed |
| FS | Fouls Suffered | GA | Goals Against | GF | Goals For | GK | Goalkeeper |
| M | Midfielder | Min | Minutes Played | N | Not eligible to play | PK | Penalty Kicks (Goals/Shots) |
| Pos | Position | R | Expulsions (Red Cards) | S | Substitute | SG/S | Shots on Goal/Shots |
| Y | Cautions (Yellow Cards) | | | | | | |

CUMULATIVE STATISTICS

累积技术统计 / STATISTIQUES CUMULATIVES

NZL - New Zealand

After 3 matches

| No. | Name | Pos | CHN 1:1 (0:0) | BRA 0:5 (0:2) | BEL 0:1 (0:1) | Min | GF | GA | SG/S | PK | Fouls | | Y | 2Y=R | R | |
|---------------|------------------|-----|---------------|---------------|---------------|-----|----|----|------|-------|-------|----|----|------|---|---|
| | | | | | | | | | | | FC | FS | | | | |
| 1 | SPOONLEY Jacob | GK | 90 | 90 | 90 | 270 | | 7 | | | | | | | | |
| 2 | SCOTT Aaron | D | 84 | 62 | 80 | 226 | | | | | 3 | 2 | | | | |
| 3 | HOGG Ian | D | 90 | 90 | 90 | 270 | | | | | 2 | 2 | 1 | | | |
| 4 | PEVERLEY Cole | M | 80 | 90 | 90 | 260 | | | 1/2 | | 5 | 6 | | | | |
| 5 | NELSEN Ryan | D | 90 | 90 | A | 180 | | | | | 1 | 3 | | | | |
| 6 | BOXALL Michael | D | 49 | 90 | 90 | 229 | | | 0/1 | | 2 | 2 | | | | |
| 7 | ELLIOTT Simon | M | 90 | 90 | 90 | 270 | | | 1/1 | | 3 | 1 | | | | |
| 8 | HENDERSON Craig | M | 90 | 90 | 83 | 263 | | | 0/1 | | 6 | 5 | 1 | | | |
| 9 | ELLENSOHN Daniel | F | S | 28 | 46 | 74 | | | | | 7 | 2 | | | 1 | |
| 10 | KILLEN Chris | F | 90 | 45 | 90 | 225 | | | 5/5 | | 6 | 8 | 1 | | | |
| 11 | BROCKIE Jeremy | M | 90 | 90 | N | 180 | 1 | | 1/2 | | 2 | 3 | 2 | | | |
| 12 | OLD Steven | D | 39 | N | 90 | 129 | | | | | 3 | | 1 | 1 | | |
| 13 | VAN ROOYEN Shaun | M | 10 | 45 | S | 55 | | | | | 1 | | | | | |
| 14 | TINKLER Cole | D | 6 | S | 10 | 16 | | | | | | | | | | |
| 15 | DRAPER Greg | F | S | 45 | 7 | 52 | | | 1/1 | | 1 | | | | | |
| 16 | JENKINS Sam | D | 41 | 45 | 59 | 145 | | | 1/1 | | 3 | | 1 | | | |
| 17 | MESSAM Sam | F | S | S | 31 | 31 | | | | | | | | | | |
| 18 | LITTLE Liam | GK | S | S | S | | | | | | | | | | | |
| Totals | | | | | | | | 1 | 7 | 10/14 | | 45 | 34 | 7 | 1 | 1 |

| | |
|--------------------------------------|-----|
| Corner Kicks: | 12 |
| Free Kicks: | 3 |
| Offsides: | 3 |
| Penalty Kicks Against (Goals/Shots): | 1/1 |
| Own Goals: | 0 |
| Own Goals Against: | 0 |

| Legend: | | | |
|---------|-----------------------------|-----|-------------------------|
| 2Y=R | 2nd Yellow = Red Card | A | Absent |
| FC | Fouls Committed | FS | Fouls Suffered |
| GK | Goalkeeper | M | Midfielder |
| PK | Penalty Kicks (Goals/Shots) | Pos | Position |
| SG/S | Shots on Goal/Shots | Y | Cautions (Yellow Cards) |
| | | D | Defender |
| | | GA | Goals Against |
| | | Min | Minutes Played |
| | | R | Expulsions (Red Cards) |
| | | F | Forward |
| | | GF | Goals For |
| | | N | Not eligible to play |
| | | S | Substitute |

CUMULATIVE STATISTICS

累积技术统计 / STATISTIQUES CUMULATIVES

JPN - Japan After 3 matches

| No. | Name | Pos | USA 0:1 (0:0) | NGR 1:2 (0:0) | NED 0:1 (0:0) | Min | GF | GA | SG/S | PK | Fouls | | Y | 2Y=R | R | |
|---------------|--------------------|-----|---------------|---------------|---------------|-----|----|----|------|-------|-------|----|----|------|---|--|
| | | | | | | | | | | | FC | FS | | | | |
| 1 | NISHIKAWA Shusaku | GK | 90 | 90 | 90 | 270 | | 4 | | | | | | | | |
| 2 | HOSOGAI Hajime | M | S | 75 | 90 | 165 | | | | | 5 | 2 | 1 | | | |
| 3 | YOSHIDA Maya | D | S | S | 90 | 90 | | | 0/1 | | 1 | 1 | | | | |
| 4 | MIZUMOTO Hiroki | D | 90 | 90 | 90 | 270 | | | 1/1 | | 3 | 2 | | | | |
| 5 | NAGATOMO Yuto | D | 90 | S | 90 | 180 | | | 1/1 | | 2 | 4 | | | | |
| 6 | MORISHIGE Masato | D | 90 | 90 | 90 | 270 | | | 3/4 | | 10 | 5 | | | | |
| 7 | UCHIDA Atsuto | D | 90 | 90 | S | 180 | | | 0/1 | | 1 | 2 | | | | |
| 8 | HONDA Keisuke | M | 90 | 90 | 80 | 260 | | | 4/5 | | 6 | 7 | 1 | | | |
| 9 | TOYODA Yohei | F | 18 | 27 | 90 | 135 | 1 | | 3/8 | | 1 | 1 | 1 | | | |
| 10 | KAJIYAMA Yohei | M | 64 | 15 | 90 | 169 | | | 0/2 | | 3 | 2 | | | | |
| 11 | OKAZAKI Shinji | F | 7 | 27 | 86 | 120 | | | 1/1 | | 6 | 1 | | | | |
| 12 | TANIGUCHI Hiroyuki | M | 90 | 90 | 80 | 260 | | | 3/7 | | 5 | 5 | | | | |
| 13 | YASUDA Michihiro | D | S | 90 | S | 90 | | | | | 1 | | | | | |
| 14 | KAGAWA Shinji | M | 83 | 63 | 10 | 156 | | | 2/4 | | 2 | 5 | | | | |
| 15 | MORIMOTO Takayuki | F | 72 | S | 10 | 82 | | | 0/1 | | 3 | | | | | |
| 16 | HONDA Takuya | M | 90 | 90 | N | 180 | | | | | 6 | 5 | 2 | | | |
| 17 | LEE Tadanari | F | 26 | 63 | 4 | 93 | | | 0/1 | | | | | | | |
| 18 | YAMAMOTO Kaito | GK | S | S | S | | | | | | | | | | | |
| Totals | | | | | | | | 1 | 4 | 18/37 | | 56 | 42 | 5 | | |

| | |
|--------------------------------------|-----|
| Corner Kicks: | 16 |
| Free Kicks: | 2 |
| Offsides: | 9 |
| Penalty Kicks Against (Goals/Shots): | 1/1 |
| Own Goals: | 0 |
| Own Goals Against: | 0 |

| | | | | | | | |
|----------------|-------------------------|------------|------------------------|-----------|----------------------|-------------|-----------------------------|
| Legend: | | | | | | | |
| 2Y=R | 2nd Yellow = Red Card | D | Defender | F | Forward | FC | Fouls Committed |
| FS | Fouls Suffered | GA | Goals Against | GF | Goals For | GK | Goalkeeper |
| M | Midfielder | Min | Minutes Played | N | Not eligible to play | PK | Penalty Kicks (Goals/Shots) |
| Pos | Position | R | Expulsions (Red Cards) | S | Substitute | SG/S | Shots on Goal/Shots |
| Y | Cautions (Yellow Cards) | | | | | | |

CUMULATIVE STATISTICS
累积技术统计 / STATISTIQUES CUMULATIVES

HON - Honduras
After 3 matches

| No. | Name | Pos | ITA 0:3 (0:2) | CMR 0:1 (0:0) | KOR 0:1 (0:1) | Min | GF | GA | SG/S | PK | Fouls | | Y | 2Y=R | R |
|---------------|---------------------|-----|---------------|---------------|---------------|-----|----|----|-------|-----|-------|----|---|------|---|
| | | | | | | | | | | | FC | FS | | | |
| 1 | HERNANDEZ Kevin | GK | 90 | 90 | N | 180 | | 4 | | | | | 2 | | |
| 2 | ARZU Quiarol | D | 90 | 90 | 90 | 270 | | | | | 6 | | | | |
| 3 | MOLINA David | D | 90 | 90 | 90 | 270 | | | | | 3 | 2 | | | |
| 4 | CABALLERO Samuel | D | 90 | 90 | 90 | 270 | | | 0/1 | | | 1 | | | |
| 5 | NORALES Erick | D | 90 | 48 | | 138 | | | 1/1 | | 1 | 3 | 1 | | |
| 6 | MORALES Oscar | D | S | 42 | 90 | 132 | | | | | | 2 | | | |
| 7 | MARTINEZ Emil | M | 90 | 90 | 90 | 270 | | | 3/6 | | 4 | 10 | 1 | | |
| 8 | PADILLA Rigoberto | M | 44 | 81 | 45 | 170 | | | 1/5 | | 4 | 5 | | | |
| 9 | PAVON Carlos | F | 90 | 52 | | 142 | | | | 0/1 | 3 | 3 | | | |
| 10 | NUNEZ Ramon | M | 25 | 90 | 63 | 178 | | | 5/10 | | 2 | 5 | | | |
| 11 | RODAS Luis | F | 65 | S | 27 | 92 | | | 1/3 | | 2 | 1 | | | |
| 12 | CLAROS Jorge | M | 61 | 90 | 90 | 241 | | | 0/1 | | 1 | | 1 | | |
| 13 | THOMAS Hendry | M | 90 | 90 | N | 180 | | | 0/1 | | 3 | 2 | 2 | | |
| 14 | BERNARDEZ Jefferson | F | S | 9 | S | 9 | | | | | 1 | 1 | | | |
| 15 | LOPEZ Luis | F | S | 38 | 90 | 128 | | | 1/4 | | 3 | 1 | | | |
| 16 | SANCHEZ Marvin | M | 29 | S | 45 | 74 | | | 0/1 | | 1 | 1 | | | |
| 17 | ALVAREZ David | D | 46 | S | 45 | 91 | | | 0/1 | | | 1 | | | |
| 18 | ENAMORADO Obed | GK | S | S | 90 | 90 | | 1 | | | | | | | |
| 20 | DELGADO Edder | M | | | S | | | | | | | | | | |
| 21 | GUITY Jose | F | | | 45 | 45 | | | | | 2 | 3 | | | |
| Totals | | | | | | | | 5 | 12/34 | 0/1 | 36 | 41 | 7 | | |

Corner Kicks: 8
Free Kicks: 7
Offsides: 5
Penalty Kicks Against (Goals/Shots): 2/2
Own Goals: 0
Own Goals Against: 0

| | | | | | | | |
|----------------|-------------------------|------------|------------------------|-----------|----------------------|-------------|-----------------------------|
| Legend: | | | | | | | |
| 2Y=R | 2nd Yellow = Red Card | D | Defender | F | Forward | FC | Fouls Committed |
| FS | Fouls Suffered | GA | Goals Against | GF | Goals For | GK | Goalkeeper |
| M | Midfielder | Min | Minutes Played | N | Not eligible to play | PK | Penalty Kicks (Goals/Shots) |
| Pos | Position | R | Expulsions (Red Cards) | S | Substitute | SG/S | Shots on Goal/Shots |
| Y | Cautions (Yellow Cards) | | | | | | |

OVERALL TEAM STATISTICS As of 23 AUG 2008
全队技术统计 / STATISTIQUES GÉNÉRALES D'ÉQUIPE

| Team | MP | GF | GA | SG/S | PK | PKA | CK | OF | Fouls | | Y | 2Y=R | R |
|----------------------------|----|-----|-----|-----------|---------|---------|-----|-----|-------|-----|-----|------|-----|
| | | | | | | | | | FC | FS | | | |
| ARG - Argentina | 6 | 11 | 2 | 51/75 | 2/3 | 0/0 | 22 | 18 | 79 | 129 | 13 | 0 | 0 |
| AUS - Australia | 3 | 1 | 3 | 20/26 | 0/0 | 0/0 | 6 | 5 | 35 | 32 | 5 | 0 | 0 |
| BEL - Belgium | 6 | 7 | 10 | 51/89 | 0/0 | 2/2 | 40 | 8 | 109 | 74 | 12 | 2 | 1 |
| BRA - Brazil | 6 | 14 | 3 | 44/74 | 1/1 | 1/1 | 21 | 21 | 108 | 123 | 18 | 0 | 2 |
| CHN - China | 3 | 1 | 6 | 23/31 | 0/0 | 0/0 | 22 | 2 | 35 | 46 | 7 | 0 | 2 |
| CIV - Côte d'Ivoire | 4 | 5 | 6 | 38/58 | 0/0 | 1/1 | 23 | 13 | 54 | 42 | 5 | 0 | 0 |
| CMR - Cameroon | 4 | 2 | 3 | 23/44 | 0/1 | 0/0 | 12 | 10 | 74 | 65 | 11 | 1 | 2 |
| HON - Honduras | 3 | 0 | 5 | 12/34 | 0/1 | 2/2 | 8 | 5 | 36 | 41 | 7 | 0 | 0 |
| ITA - Italy | 4 | 8 | 3 | 18/40 | 4/4 | 0/2 | 16 | 11 | 51 | 50 | 7 | 0 | 1 |
| JPN - Japan | 3 | 1 | 4 | 18/37 | 0/0 | 1/1 | 16 | 9 | 56 | 42 | 5 | 0 | 0 |
| KOR - Korea | 3 | 2 | 4 | 19/30 | 0/0 | 0/0 | 14 | 11 | 45 | 45 | 6 | 0 | 0 |
| NED - Netherlands | 4 | 4 | 4 | 18/34 | 1/1 | 0/0 | 20 | 9 | 77 | 62 | 7 | 0 | 1 |
| NGR - Nigeria | 6 | 10 | 4 | 64/114 | 1/1 | 1/1 | 29 | 7 | 90 | 69 | 14 | 0 | 0 |
| NZL - New Zealand | 3 | 1 | 7 | 10/14 | 0/0 | 1/1 | 12 | 3 | 45 | 34 | 7 | 1 | 1 |
| SRB - Serbia | 3 | 3 | 7 | 24/38 | 0/0 | 1/2 | 28 | 2 | 42 | 49 | 6 | 1 | 1 |
| USA - United States | 3 | 4 | 4 | 16/27 | 1/1 | 0/0 | 6 | 4 | 34 | 45 | 8 | 0 | 1 |
| Totals | | 74 | 75 | 449/765 | 10/13 | 10/13 | 295 | 138 | 970 | | 138 | 5 | 12 |
| Average (per match) | | 2.3 | 2.3 | 14.0/23.9 | 0.3/0.4 | 0.3/0.4 | 9.2 | 4.3 | 30.3 | | 4.3 | 0.2 | 0.4 |

| | | | | | | | |
|----------------|-----------------------------|------------|-------------------------------------|-----------|-----------------|-----------|------------------------|
| Legend: | | | | | | | |
| 2Y=R | 2nd Yellow = Red Card | CK | Corner Kicks | FC | Fouls Committed | FS | Fouls Suffered |
| GA | Goals Against | GF | Goals For | MP | Matches Played | OF | Offsides |
| PK | Penalty Kicks (Goals/Shots) | PKA | Penalty Kicks Against (Goals/Shots) | | | R | Expulsions (Red Cards) |
| SG/S | Shots on Goal/Shots | Y | Cautions (Yellow Cards) | | | | |

REFEREES AND ASSISTANT REFEREES As of 23 AUG 2008

主裁判和助理裁判员 / ARBITRES ET ARBITRES ASSISTANTS

Referees

| | | | | |
|-----------------|-----------------------|--------------------------|---|-------------|
| AFC | AL GHAMDI Khalil | Saudi Arabia | M | 2 SEP 1970 |
| | AL HILALI Abdullah | Oman | M | 1 SEP 1970 |
| | HONG Eun Ah | Korea | W | 9 JAN 1980 |
| | KAMNUENG Pannipar | Thailand | W | 22 JAN 1976 |
| | MORADI Masoud | Islamic Republic of Iran | M | 22 AUG 1965 |
| | NIU Huijun | China | W | 13 JAN 1969 |
| CAF | DAMON Jerome | South Africa | M | 4 APR 1972 |
| | DIATTA Badara | Senegal | M | 2 AUG 1969 |
| | MITCHELL Deidre | South Africa | W | 23 DEC 1975 |
| CONCACAF | DE SILVA Shane | Trinidad & Tobago | W | 22 SEP 1972 |
| | FERREIRA-JAMES Dianne | Guyana | W | 3 NOV 1970 |
| | MARRUFO Jair | United States of America | M | 17 JUN 1977 |
| | MORENO Roberto | Panama | M | 3 APR 1970 |
| | SEITZ Kari | United States of America | W | 2 NOV 1970 |
| CONMEBOL | ALVAREZ Estela | Argentina | W | 2 MAR 1978 |
| | BALDASSI Hector | Argentina | M | 5 JAN 1966 |
| | POZO Pablo | Chile | M | 27 MAR 1973 |
| | VAZQUEZ Martin | Uruguay | M | 14 JAN 1969 |
| OFC | HESTER Michael | New Zealand | M | 2 MAY 1972 |
| UEFA | BECK Christine | Germany | W | 2 MAR 1974 |
| | DAMKOVA Dagmar | Czech Republic | W | 29 DEC 1974 |
| | EINWALLER Thomas | Austria | M | 25 APR 1977 |
| | KASSAI Viktor | Hungary | M | 10 SEP 1975 |
| | LANNOY Stephane | France | M | 18 SEP 1969 |
| | PALMQVIST Jenny | Sweden | W | 2 NOV 1969 |
| | PETIGNAT Nicole | Switzerland | W | 27 OCT 1966 |
| | SKOMINA Damir | Slovenia | M | 5 AUG 1976 |
| | STARK Wolfgang | Germany | M | 20 NOV 1969 |

Assistant Referees

| | | | | | |
|---------------------|---------------------------|--------------------------|--------------|-------------|-------------|
| AFC | AL ALLAN Khaled | Bahrain | M | 4 NOV 1973 | |
| | AL GHAMDI Mohammed | Saudi Arabia | M | 26 OCT 1966 | |
| | AL KADRIE Hamdi | Syrian Arab Republic | M | 12 APR 1965 | |
| | AL MARZOUQI Saleh Mohamed | United Arab Emirates | M | 2 DEC 1970 | |
| | DAW KAW Ja | Myanmar | W | 3 OCT 1968 | |
| | HO Sarah | Australia | W | 28 OCT 1978 | |
| | KAMRANIFAR Hassan | Islamic Republic of Iran | M | 19 APR 1972 | |
| | LELEU Jacqueline | Australia | W | 29 NOV 1973 | |
| | LIU Hongjuan | China | W | 12 MAR 1972 | |
| | LIU Hsiu Mei | Chinese Taipei | W | 28 NOV 1972 | |
| | SHAMSURI Widiya | Malaysia | W | 29 MAY 1977 | |
| | SUBHI Luay | Iraq | M | 20 SEP 1970 | |
| | CAF | HASSANI Bechir | Tunisia | M | 22 SEP 1969 |
| | | MASILELA Nomvula | South Africa | W | 23 DEC 1976 |
| | | MENKOUANDE Evarist | Cameroon | M | 14 NOV 1974 |
| MOLEFE Enock | | South Africa | M | 4 JUN 1968 | |
| NDAH Tempa | | Benin | W | 15 APR 1973 | |
| NTAGUNGIRA Celestin | | Rwanda | M | 11 MAY 1966 | |
| CONCACAF | CHAVEZ Mayte | Mexico | W | 26 AUG 1979 | |
| | DUFFY Marlene | United States of America | W | 4 AUG 1979 | |
| | FUENTES Hairo | Panama | M | 4 AUG 1977 | |

REFEREES AND ASSISTANT REFEREES As of 23 AUG 2008

主裁判和助理裁判员 / ARBITRES ET ARBITRES ASSISTANTS

Assistant Referees

| | | | | |
|-----------------|-----------------------------|--------------------------|-------------|-------------|
| CONCACAF | LOPEZ Milena | Costa Rica | W | 4 MAY 1969 |
| | MOHAMMED Cindy | Trinidad & Tobago | W | 16 JAN 1973 |
| | MORGAN Ricardo | Jamaica | M | 30 JAN 1972 |
| | MUNOZ Rita | Mexico | W | 23 FEB 1973 |
| | PEREZ Veronica | United States of America | W | 31 OCT 1979 |
| | QUISENBERRY Kermit | United States of America | M | 27 SEP 1968 |
| | WILLIAMSON Daniel | Panama | M | 30 JUL 1977 |
| CONMEBOL | BASUALTO Patricio | Chile | M | 2 SEP 1972 |
| | CASAS Ricardo | Argentina | M | 17 APR 1967 |
| | DIAZ Julio | Chile | M | 16 OCT 1975 |
| | ESPINOSA Mauricio | Uruguay | M | 6 MAY 1972 |
| | LEYTON Marlene | Peru | W | 1 MAR 1974 |
| | MAIDANA Hernan | Argentina | M | 14 FEB 1972 |
| | NIEVAS Miguel | Uruguay | M | 16 DEC 1974 |
| | ROCCO Maria | Argentina | W | 22 AUG 1979 |
| OFC | JOSEPH Michael | Vanuatu | M | 14 APR 1970 |
| | MAKASINI Tevita | Tonga | M | 26 NOV 1976 |
| UEFA | AHAR Primoz | Slovenia | M | 19 MAY 1968 |
| | CANO Frederic | France | M | 23 JUL 1973 |
| | CARO Helen | Sweden | W | 1 NOV 1974 |
| | CINI Cristina | Italy | W | 11 JUL 1969 |
| | DANSAULT Eric | France | M | 14 SEP 1968 |
| | EROS Gabor | Hungary | M | 5 SEP 1971 |
| | HEIM Roland | Austria | M | 17 AUG 1973 |
| | MIRT Irina | Romania | W | 24 DEC 1972 |
| | MUELLER Inka | Germany | W | 3 APR 1976 |
| | NADOLSKA Katarzyna | Poland | W | 11 SEP 1973 |
| | SALVER Jan-Hendrik | Germany | M | 1 MAR 1969 |
| | SCHWAB Norbert | Austria | M | 30 DEC 1967 |
| | STANCIN Marko | Slovenia | M | 5 APR 1968 |
| | STEINLUND Hege | Norway | W | 23 DEC 1969 |
| | VAMOS Tibor | Hungary | M | 16 JAN 1967 |
| | VILLA GUTIERREZ Maria Luisa | Spain | W | 14 MAY 1973 |
| | VIVES SOLANA Karine | France | W | 22 JUN 1978 |
| WEZEL Volker | Germany | M | 15 SEP 1965 | |

Legend:

M Man W Woman

ATTENDANCE SUMMARY As of 23 AUG 2008

观众人数统计表 / RAPPORT SUR LES TAUX DE FRÉQUENTATION

| Date | Match No. | Venue | Teams | Gender | Attendance |
|--------------------|-----------|-----------------------------|-----------|--------|----------------|
| WED 6 AUG | 5 | QHD Stadium, Qinhuangdao | JPN - NZL | Women | 10,270 |
| | 6 | QHD Stadium, Qinhuangdao | NOR - USA | Women | 17,673 |
| | 1 | TJ Olympic Stadium, Tianjin | ARG - CAN | Women | 23,201 |
| | 2 | TJ Olympic Stadium, Tianjin | CHN - SWE | Women | 37,902 |
| | 3 | Shenyang Stadium, Shenyang | GER - BRA | Women | 20,703 |
| | 4 | Shenyang Stadium, Shenyang | PRK - NGR | Women | 24,084 |
| Daily Total | | | | | 79,659 |
| THU 7 AUG | 7 | QHD Stadium, Qinhuangdao | HON - ITA | Men | 21,680 |
| | 8 | QHD Stadium, Qinhuangdao | KOR - CMR | Men | 21,943 |
| | 1 | Shanghai Stadium, Shanghai | AUS - SRB | Men | 36,184 |
| | 2 | Shanghai Stadium, Shanghai | CIV - ARG | Men | 43,266 |
| | 3 | TJ Olympic Stadium, Tianjin | JPN - USA | Men | 57,102 |
| | 4 | TJ Olympic Stadium, Tianjin | NED - NGR | Men | 52,390 |
| | 5 | Shenyang Stadium, Shenyang | BRA - BEL | Men | 39,661 |
| | 6 | Shenyang Stadium, Shenyang | CHN - NZL | Men | 41,407 |
| Daily Total | | | | | 163,718 |
| SAT 9 AUG | 11 | QHD Stadium, Qinhuangdao | USA - JPN | Women | 16,912 |
| | 12 | QHD Stadium, Qinhuangdao | NZL - NOR | Women | 7,285 |
| | 7 | TJ Olympic Stadium, Tianjin | SWE - ARG | Women | 38,293 |
| | 8 | TJ Olympic Stadium, Tianjin | CAN - CHN | Women | 52,600 |
| | 9 | Shenyang Stadium, Shenyang | NGR - GER | Women | 19,266 |
| | 10 | Shenyang Stadium, Shenyang | BRA - PRK | Women | 19,616 |
| Daily Total | | | | | 89,128 |
| SUN 10 AUG | 15 | QHD Stadium, Qinhuangdao | CMR - HON | Men | 28,657 |
| | 16 | QHD Stadium, Qinhuangdao | ITA - KOR | Men | 29,455 |
| | 9 | Shanghai Stadium, Shanghai | ARG - AUS | Men | 38,182 |
| | 10 | Shanghai Stadium, Shanghai | SRB - CIV | Men | 38,320 |
| | 11 | TJ Olympic Stadium, Tianjin | NGR - JPN | Men | 42,592 |
| | 12 | TJ Olympic Stadium, Tianjin | USA - NED | Men | 45,016 |
| | 13 | Shenyang Stadium, Shenyang | NZL - BRA | Men | 44,951 |
| | 14 | Shenyang Stadium, Shenyang | BEL - CHN | Men | 45,756 |
| Daily Total | | | | | 158,547 |
| TUE 12 AUG | 15 | QHD Stadium, Qinhuangdao | CHN - ARG | Women | 31,492 |
| | 17 | Shanghai Stadium, Shanghai | NOR - JPN | Women | 16,872 |
| | 13 | TJ Olympic Stadium, Tianjin | PRK - GER | Women | 12,387 |
| | 18 | Shenyang Stadium, Shenyang | USA - NZL | Women | 12,453 |
| | 14 | Workers' Stadium, Beijing | NGR - BRA | Women | 51,112 |
| | 16 | Workers' Stadium, Beijing | SWE - CAN | Women | 51,112 |
| Daily Total | | | | | 124,316 |

ATTENDANCE SUMMARY As of 23 AUG 2008

观众人数统计表 / RAPPORT SUR LES TAUX DE FRÉQUENTATION

| Date | Match No. | Venue | Teams | Gender | Attendance |
|-------------------------|-----------|-----------------------------|-----------|--------|-----------------|
| WED 13 AUG | 23 | QHD Stadium, Qinhuangdao | CHN - BRA | Men | 31,984 |
| | 19 | Shanghai Stadium, Shanghai | KOR - HON | Men | 34,160 |
| | 24 | Shanghai Stadium, Shanghai | NZL - BEL | Men | 45,202 |
| | 20 | TJ Olympic Stadium, Tianjin | CMR - ITA | Men | 47,307 |
| | 21 | TJ Olympic Stadium, Tianjin | CIV - AUS | Men | 50,437 |
| | 17 | Shenyang Stadium, Shenyang | NED - JPN | Men | 38,790 |
| | 18 | Workers' Stadium, Beijing | NGR - USA | Men | 48,096 |
| | 22 | Workers' Stadium, Beijing | ARG - SRB | Men | 53,668 |
| Daily Total | | | | | 220,081 |
| FRI 15 AUG | 22 | QHD Stadium, Qinhuangdao | CHN - JPN | Women | 28,459 |
| | 19 | Shanghai Stadium, Shanghai | USA - CAN | Women | 26,129 |
| | 20 | TJ Olympic Stadium, Tianjin | BRA - NOR | Women | 26,174 |
| | 21 | Shenyang Stadium, Shenyang | SWE - GER | Women | 17,209 |
| Daily Total | | | | | 97,971 |
| SAT 16 AUG | 28 | QHD Stadium, Qinhuangdao | NGR - CIV | Men | 28,944 |
| | 27 | Shanghai Stadium, Shanghai | ARG - NED | Men | 51,366 |
| | 25 | Shenyang Stadium, Shenyang | BRA - CMR | Men | 41,043 |
| | 26 | Workers' Stadium, Beijing | ITA - BEL | Men | 50,802 |
| Daily Total | | | | | 172,155 |
| MON 18 AUG | 23 | Shanghai Stadium, Shanghai | BRA - GER | Women | 26,976 |
| | 24 | Workers' Stadium, Beijing | JPN - USA | Women | 50,937 |
| Daily Total | | | | | 77,913 |
| TUE 19 AUG | 29 | Shanghai Stadium, Shanghai | NGR - BEL | Men | 56,312 |
| | 30 | Workers' Stadium, Beijing | ARG - BRA | Men | 52,968 |
| Daily Total | | | | | 109,280 |
| THU 21 AUG | 25 | Workers' Stadium, Beijing | GER - JPN | Women | 49,285 |
| | 26 | Workers' Stadium, Beijing | BRA - USA | Women | 51,612 |
| Daily Total | | | | | 51,612 |
| FRI 22 AUG | 31 | Shanghai Stadium, Shanghai | BEL - BRA | Men | 50,705 |
| Daily Total | | | | | 50,705 |
| SAT 23 AUG | 32 | National Stadium, Beijing | NGR - ARG | Men | 89,102 |
| Daily Total | | | | | 89,102 |
| Tournament Total | | | | | 1484,187 |

Note:
The totals are calculated on the session level (per day).

MEDALLISTS

奖牌获得者 / MÉDAILLÉS

| GOLD | SILVER | BRONZE |
|----------------------------|---------------------|---------------------------|
| USA - United States | BRA - Brazil | GER - Germany |
| 1 SOLO Hope | 1 ANDREIA | 1 ANGERER Nadine |
| 2 MITTS Heather | 2 SIMONE | 2 STEGEMANN Kerstin |
| 3 RAMPONE Christie | 3 ANDREIA ROSA | 3 BARTUSIAK Saskia |
| 4 BUEHLER Rachel | 4 TANIA | 4 PETER Babett |
| 5 TARPLEY Lindsay | 5 RENATA COSTA | 5 KRAHN Annike |
| 6 KAI Natasha | 6 MAYCON | 6 BRESONIK Linda |
| 7 BOXX Shannon | 7 DANIELA | 7 BEHRINGER Melanie |
| 8 RODRIGUEZ Amy | 8 FORMIGA | 8 SMISEK Sandra |
| 9 O REILLY Heather | 9 ESTER | 9 PRINZ Birgit |
| 10 WAGNER Aly | 10 MARTA | 10 LINGOR Renate |
| 11 LLOYD Carli | 11 CRISTIANE | 11 MITTAG Anja |
| 12 CHENEY Lauren | 12 BARBARA | 12 HOLL Ursula |
| 13 HEATH Tobin | 13 FRANCIELLE | 13 OKOYINO DA MBABI Celia |
| 14 COX Stephanie | 14 PRETINHA | 14 LAUDEHR Simone |
| 15 MARKGRAF Kate | 15 FABIANA | 15 BAJRAMAJ Fatmire |
| 16 HUCLES Angela | 16 ERIKA | 16 POHLERS Conny |
| 17 CHALUPNY Lori | 17 MAURINE | 17 HINGST Ariane |
| 18 BARNHART Nicole | 18 ROSANA | 18 GAREFREKES Kerstin |

TEAM ROSTER As of 23 AUG 2008
球队名册 / COMPOSITION DE L'ÉQUIPE

ARG - Argentina

| No. | Name | Pos | Height m/ft in | Weight kg/lbs | Date of Birth | Club | Intl 'A' | |
|-----|--------------------|-----|-------------------|------------------|---------------|------------------------|----------|-------|
| | | | | | | | Caps | Goals |
| 1 | CALELLO Guadalupe | GK | 1.64/5'5" | 52/115 | 13 APR 1990 | RIVER PLATE (ARG) | 0 | 0 |
| 2 | GONZALEZ Eva | D | 1.75/5'9" | 68/150 | 2 SEP 1987 | BOCA JUNIORS (ARG) | 0 | 0 |
| 3 | ARRIEN Yesica | D | 1.72/5'8" | 62/137 | 1 JUL 1980 | ESTUDIANTES (ARG) | 0 | 0 |
| 4 | MANDRILE Florencia | M | 1.60/5'3" | 63/139 | 10 FEB 1988 | SAN LORENZO (ARG) | 0 | 0 |
| 5 | GEREZ Marisa | D | 1.65/5'5" | 60/132 | 3 NOV 1976 | BOCA JUNIORS (ARG) | 0 | 0 |
| 6 | CHAVEZ Gabriela | D | 1.70/5'7" | 65/143 | 9 APR 1989 | INDEPENDIENTE (ARG) | 0 | 0 |
| 7 | MANICLER Ludmila | F | 1.59/5'3" | 53/117 | 6 JUL 1987 | INDEPENDIENTE (ARG) | 0 | 0 |
| 8 | MENDIETA Emilia | F | 1.68/5'6" | 65/143 | 4 FEB 1988 | RIVER PLATE (ARG) | 0 | 0 |
| 9 | POTASSA Maria | F | 1.68/5'6" | 65/143 | 12 DEC 1988 | SAN LORENZO (ARG) | 0 | 0 |
| 10 | CORONEL Mariela | M | 1.70/5'7" | 70/154 | 20 JUN 1981 | PRAINSA ZARAGOZA (ESP) | 0 | 0 |
| 11 | VALLEJOS Fabiana | M | 1.56/5'1" | 50/110 | 30 JUL 1985 | BOCA JUNIORS (ARG) | 0 | 0 |
| 12 | CARDONE Daiana | D | 1.75/5'9" | 61/134 | 1 JAN 1989 | INDEPENDIENTE (ARG) | 0 | 0 |
| 13 | QUINONES Maria | M | 1.58/5'2" | 58/128 | 26 AUG 1986 | SAN LORENZO (ARG) | 0 | 0 |
| 14 | OJEDA Andrea | F | 1.65/5'5" | 62/137 | 17 JAN 1985 | BOCA JUNIORS (ARG) | 0 | 0 |
| 15 | PEREYRA Mercedes | F | 1.60/5'3" | 60/132 | 7 MAY 1987 | RIVER PLATE (ARG) | 0 | 0 |
| 16 | BLANCO Maria | M | 1.65/5'5" | 60/132 | 5 DEC 1987 | RIVER PLATE (ARG) | 0 | 0 |
| 17 | ALMEIDA Analia | F | 1.65/5'5" | 65/143 | 19 AUG 1985 | SAN LORENZO (ARG) | 0 | 0 |
| 18 | CORREA Vanina | GK | 1.80/5'11" | 64/141 | 14 AUG 1983 | BOCA JUNIORS (ARG) | 0 | 0 |

Team average age: 22 years 5 months

| | | | |
|---------------------|------------------------------|---------------|--------------|
| Team colours | Shirt | Shorts | Socks |
| | 1st: Light Blue/White | Black | White |
| | 2nd: Navy Blue | White | Navy Blue |

Coach BORRELLO Jose Carlos (ARG)

Note:
Caps and goals are not subject to change as Olympic Football Tournament matches are not classed as international 'A' matches by FIFA.

Legend:
D Defender **F** Forward **GK** Goalkeeper **Intl 'A'** International 'A'
M Midfielder **Pos** Position

TEAM ROSTER As of 23 AUG 2008
球队名册 / COMPOSITION DE L'ÉQUIPE

BRA - Brazil

| No. | Name | Pos | Height m/ft in | Weight kg/lbs | Date of Birth | Club | Intl 'A' | |
|-----|--------------|-----|-------------------|------------------|---------------|---------------------|----------|-------|
| | | | | | | | Caps | Goals |
| 1 | ANDREIA | GK | 1.75/5'9" | 65/143 | 14 SEP 1977 | PRAINSA (ESP) | 7 | 0 |
| 2 | SIMONE | D | 1.72/5'8" | 68/150 | 10 FEB 1981 | LYON (FRA) | 8 | 1 |
| 3 | ANDREIA ROSA | D | 1.72/5'8" | 63/139 | 8 JUL 1984 | FERROVIARIA (BRA) | 3 | 0 |
| 4 | TANIA | D | 1.66/5'5" | 55/121 | 3 OCT 1974 | SAAD (BRA) | 8 | 1 |
| 5 | RENATA COSTA | D | 1.71/5'7" | 66/146 | 8 JUL 1986 | ODENSE (DEN) | 7 | 1 |
| 6 | MAYCON | M | 1.55/5'1" | 56/123 | 30 APR 1977 | SAAD (BRA) | 8 | 2 |
| 7 | DANIELA | M | 1.71/5'7" | 66/146 | 12 JAN 1984 | LINKOPINGS (SWE) | 8 | 4 |
| 8 | FORMIGA | M | 1.62/5'4" | 53/117 | 3 MAR 1978 | BOTUCATU (BRA) | 8 | 4 |
| 9 | ESTER | M | 1.64/5'5" | 56/123 | 9 DEC 1982 | SANTOS (BRA) | 5 | 1 |
| 10 | MARTA | F | 1.61/5'3" | 58/128 | 19 FEB 1986 | UMEA (SWE) | 7 | 24 |
| 11 | CRISTIANE | F | 1.71/5'7" | 63/139 | 15 MAY 1985 | LINKOPINGS (SWE) | 7 | 10 |
| 12 | BARBARA | GK | 1.70/5'7" | 71/157 | 4 JUL 1988 | SPORT RECIFE (BRA) | 4 | 0 |
| 13 | FRANCIELLE | M | 1.61/5'3" | 52/115 | 18 OCT 1989 | SANTOS (BRA) | 4 | 1 |
| 14 | PRETINHA | F | 1.57/5'2" | 53/117 | 19 MAY 1975 | INAC LEONESSA (JPN) | 9 | 14 |
| 15 | FABIANA | F | 1.71/5'7" | 56/123 | 4 AUG 1989 | CORINTHIANS (BRA) | 4 | 1 |
| 16 | ERIKA | D | 1.72/5'8" | 62/137 | 4 FEB 1988 | SANTOS (BRA) | 4 | 9 |
| 17 | MAURINE | M | 1.59/5'3" | 51/112 | 14 JAN 1986 | SANTOS (BRA) | 5 | 2 |
| 18 | ROSANA | D | 1.73/5'8" | 64/141 | 7 JUL 1982 | NEULENGBACH (AUT) | 7 | 3 |

Team average age: 25 years 6 months

| Team colours | Shirt | Shorts | Socks |
|--------------|--------|--------|-------|
| 1st: | Yellow | Blue | White |
| 2nd: | Blue | White | Blue |
| 3rd: | Yellow | Blue | Blue |
| 4th: | Yellow | White | White |

Coach: BARCELLOS Jorge (BRA)

Note:
Caps and goals are not subject to change as Olympic Football Tournament matches are not classed as international 'A' matches by FIFA.

Legend:
D Defender F Forward GK Goalkeeper Intl 'A' International 'A'
M Midfielder Pos Position

TEAM ROSTER As of 23 AUG 2008
球队名册 / COMPOSITION DE L'ÉQUIPE

CAN - Canada

| No. | Name | Pos | Height m/ft in | Weight kg/lbs | Date of Birth | Club | Intl 'A' | |
|-----|--------------------|-----|-------------------|------------------|---------------|---------------------------|----------|-------|
| | | | | | | | Caps | Goals |
| 1 | LeBLANC Karina | GK | 1.77/5'10" | 75/165 | 30 MAR 1980 | NEW JERSEY WILDCATS (USA) | 62 | 0 |
| 2 | ROBINSON Jodi-Ann | F | 1.59/5'3" | 68/150 | 17 APR 1989 | VANCOUVER WHITECAPS (CAN) | 27 | 4 |
| 3 | ZURRER Emily | D | 1.79/5'10" | 69/152 | 12 JUL 1987 | VANCOUVER WHITECAPS (CAN) | 8 | 0 |
| 4 | RUSTAD Clare | M | 1.78/5'10" | 72/159 | 27 MAY 1983 | UNIV. WASHINGTON (USA) | 39 | 1 |
| 5 | GAYLE Robyn | D | 1.70/5'7" | 63/139 | 31 OCT 1985 | OTTAWA FURY (CAN) | 23 | 0 |
| 6 | SCHMIDT Sophie | M | 1.73/5'8" | 71/157 | 28 JUN 1988 | VANCOUVER WHITECAPS (CAN) | 38 | 3 |
| 7 | WILKINSON Rhian | M | 1.71/5'7" | 66/146 | 12 MAY 1982 | OTTAWA FURY (CAN) | 62 | 7 |
| 8 | MATHESON Diana | M | 1.53/5'0" | 54/119 | 6 APR 1984 | OTTAWA FURY (CAN) | 81 | 4 |
| 9 | CHAPMAN Candace | D | 1.69/5'7" | 64/141 | 2 APR 1983 | VANCOUVER WHITECAPS (CAN) | 57 | 4 |
| 10 | FRANKO Martina | D | 1.72/5'8" | 66/146 | 13 JAN 1976 | VANCOUVER WHITECAPS (CAN) | 46 | 5 |
| 11 | HERMUS Randee | D | 1.72/5'8" | 68/150 | 14 NOV 1979 | VANCOUVER WHITECAPS (CAN) | 110 | 11 |
| 12 | SINCLAIR Christine | F | 1.75/5'9" | 75/165 | 12 JUN 1983 | VANCOUVER WHITECAPS (CAN) | 120 | 92 |
| 13 | WALSH Amy | M | 1.70/5'7" | 63/139 | 13 SEP 1977 | LAVAL COMETS (CAN) | 94 | 5 |
| 14 | TANCREDI Melissa | F | 1.75/5'9" | 73/161 | 27 DEC 1981 | ATLANTA SILVERBACKS (USA) | 33 | 6 |
| 15 | LANG Kara | F | 1.77/5'10" | 71/157 | 22 OCT 1986 | VANCOUVER WHITECAPS (CAN) | 80 | 31 |
| 16 | FILIGNO Jonelle | F | 1.69/5'7" | 58/128 | 24 SEP 1990 | VANCOUVER WHITECAPS (CAN) | 15 | 1 |
| 17 | TIMKO Brittany | M | 1.73/5'8" | 61/134 | 5 SEP 1985 | VANCOUVER WHITECAPS (CAN) | 86 | 2 |
| 18 | McLEOD Erin | GK | 1.74/5'9" | 73/161 | 26 FEB 1983 | VANCOUVER WHITECAPS (CAN) | 35 | 0 |

Team average age: 24 years 2 months

| | | | |
|---------------------|--------------|---------------|--------------|
| Team colours | Shirt | Shorts | Socks |
| | 1st: Red | Red | Red |
| | 2nd: White | White | White |

Coach PELLERUD Even (NOR)

Note:
Caps and goals are not subject to change as Olympic Football Tournament matches are not classed as international 'A' matches by FIFA.

Legend:
D Defender F Forward GK Goalkeeper Intl 'A' International 'A'
M Midfielder Pos Position

TEAM ROSTER As of 23 AUG 2008
球队名册 / COMPOSITION DE L'ÉQUIPE

CHN - China

| No. | Name | Pos | Height m/ft in | Weight kg/lbs | Date of Birth | Club | Intl 'A' | |
|-----|--------------|-----|-------------------|------------------|---------------|-------------------------|----------|-------|
| | | | | | | | Caps | Goals |
| 1 | ZHANG Yanru | GK | 1.83/6'0" | 80/176 | 10 JAN 1987 | JIANGSU HUATAI (CHN) | 35 | 0 |
| 2 | YUAN Fan | D | 1.72/5'8" | 62/137 | 6 NOV 1986 | SHANGHAI SHENHUA (CHN) | 31 | 0 |
| 3 | LI Jie | D | 1.75/5'9" | 62/137 | 8 JUL 1979 | BEIJING ZHAOTAI (CHN) | 196 | 12 |
| 4 | ZHANG Ying | D | 1.76/5'9" | 65/143 | 27 JUN 1985 | SHANGHAI SHENHUA (CHN) | 85 | 4 |
| 5 | WENG Xinzhi | D | 1.68/5'6" | 58/128 | 15 JUN 1988 | JIANGSU HUATAI (CHN) | 30 | 0 |
| 6 | ZHANG Na | M | 1.68/5'6" | 63/139 | 10 MAR 1984 | HEBEI (CHN) | 30 | 1 |
| 7 | BI Yan | M | 1.68/5'6" | 62/137 | 17 FEB 1984 | DALIAN HAICHANG (CHN) | 140 | 12 |
| 8 | XU Yuan | F | 1.62/5'4" | 57/126 | 17 NOV 1985 | GANSU TIANMA (CHN) | 25 | 6 |
| 9 | HAN Duan | F | 1.71/5'7" | 61/134 | 15 JUN 1983 | DALIAN HAICHANG (CHN) | 160 | 100 |
| 10 | LIU Sa | F | 1.65/5'5" | 64/141 | 11 JUL 1987 | BEIJING ZHAOTAI (CHN) | 25 | 4 |
| 11 | PU Wei | D | 1.70/5'7" | 55/121 | 20 AUG 1980 | SHANGHAI SHENHUA (CHN) | 200 | 35 |
| 12 | LOU Jiahui | M | 1.68/5'6" | 59/130 | 26 MAY 1991 | HENAN JIANYE (CHN) | 0 | 0 |
| 13 | JIANG Shuai | D | 1.74/5'9" | 62/137 | 7 JUN 1982 | TIANJIN HUISEN (CHN) | 15 | 1 |
| 14 | LIU Huana | D | 1.63/5'4" | 61/134 | 17 MAY 1981 | SHANXI GUOLI (CHN) | 50 | 2 |
| 15 | ZHOU Gaoping | D | 1.67/5'6" | 60/132 | 20 OCT 1986 | JIANGSU HUATAI (CHN) | 28 | 0 |
| 16 | WANG Dandan | M | 1.62/5'4" | 55/121 | 1 MAY 1985 | BEIJING CHENGJIAN (CHN) | 25 | 4 |
| 17 | GU Yasha | M | 1.63/5'4" | 60/132 | 28 NOV 1990 | BEIJING CHENGJIAN (CHN) | 0 | 0 |
| 18 | HAN Wenxia | GK | 1.80/5'11" | 75/165 | 23 AUG 1976 | DALIAN HAICHANG (CHN) | 93 | 0 |

Team average age: 23 years 1 month

| | | | |
|---------------------|--------------|---------------|--------------|
| Team colours | Shirt | Shorts | Socks |
| | 1st: Red | Red | Red |
| | 2nd: White | White | White |

Coach SHANG Ruihua (CHN)

Note:
Caps and goals are not subject to change as Olympic Football Tournament matches are not classed as international 'A' matches by FIFA.

Legend:
D Defender F Forward GK Goalkeeper Intl 'A' International 'A'
M Midfielder Pos Position

TEAM ROSTER As of 23 AUG 2008

球队名册 / COMPOSITION DE L'ÉQUIPE

GER - Germany

| No. | Name | Pos | Height m/ft in | Weight kg/lbs | Date of Birth | Club | Intl 'A' | |
|-----|------------------------|-----|-------------------|------------------|---------------|---------------------------|----------|-------|
| | | | | | | | Caps | Goals |
| 1 | ANGERER Nadine | GK | 1.74/5'9" | 70/154 | 10 NOV 1978 | DJURGARDEN ALVSJO (SWE) | 62 | 0 |
| 2 | STEGEMANN Kerstin | D | 1.70/5'7" | 68/150 | 29 SEP 1977 | WATTENSCHIED 09 (GER) | 178 | 7 |
| 3 | BARTUSIAK Saskia | D | 1.70/5'7" | 61/134 | 9 SEP 1982 | FFC FRANKFURT (GER) | 13 | 0 |
| 4 | PETER Babett | D | 1.71/5'7" | 64/141 | 12 MAY 1988 | FFC TURBINE POTSDAM (GER) | 17 | 0 |
| 5 | KRAHN Annike | D | 1.73/5'8" | 62/137 | 1 JUL 1985 | FCR DUISBURG (GER) | 38 | 3 |
| 6 | BRESONIK Linda | M | 1.75/5'9" | 60/132 | 7 DEC 1983 | FCR DUISBURG (GER) | 39 | 3 |
| 7 | BEHRINGER Melanie | M | 1.72/5'8" | 71/157 | 18 NOV 1985 | BAYERN MUNICH (GER) | 32 | 9 |
| 8 | SMISEK Sandra | F | 1.64/5'5" | 56/123 | 3 JUL 1977 | FFC FRANKFURT (GER) | 126 | 32 |
| 9 | PRINZ Birgit | F | 1.79/5'10" | 74/163 | 25 OCT 1977 | FFC FRANKFURT (GER) | 180 | 120 |
| 10 | LINGOR Renate | M | 1.65/5'5" | 58/128 | 11 OCT 1975 | FFC FRANKFURT (GER) | 141 | 35 |
| 11 | MITTAG Anja | F | 1.68/5'6" | 61/134 | 16 MAY 1985 | FFC TURBINE POTSDAM (GER) | 44 | 5 |
| 12 | HOLL Ursula | GK | 1.72/5'8" | 67/148 | 26 JUN 1982 | 07 BAD NEUENAUH (GER) | 2 | 0 |
| 13 | OKOYINO DA MBABI Celia | M | 1.73/5'8" | 63/139 | 27 JUN 1988 | 07 BAD NEUENAUH (GER) | 27 | 3 |
| 14 | LAUDEHR Simone | M | 1.75/5'9" | 59/130 | 12 JUL 1986 | FCR DUISBURG (GER) | 13 | 2 |
| 15 | BAJRAMAJ Fatmire | M | 1.70/5'7" | 58/128 | 1 APR 1988 | FCR DUISBURG (GER) | 15 | 1 |
| 16 | POHLERS Conny | F | 1.64/5'5" | 55/121 | 16 NOV 1978 | FFC FRANKFURT (GER) | 64 | 28 |
| 17 | HINGST Ariane | D | 1.70/5'7" | 62/137 | 25 JUL 1979 | DJURGARDEN ALVSJO (SWE) | 149 | 10 |
| 18 | GAREFREKES Kerstin | M | 1.80/5'11" | 65/143 | 4 SEP 1979 | FFC FRANKFURT (GER) | 89 | 31 |

Team average age: 26 years 10 months

| | | | |
|---------------------|----------------|---------------|--------------|
| Team colours | Shirt | Shorts | Socks |
| | 1st: White | Black | White |
| | 2nd: Red/Black | White | Red |

Coach: NEID Silvia (GER)

Note:
Caps and goals are not subject to change as Olympic Football Tournament matches are not classed as international 'A' matches by FIFA.

Legend:
D Defender **F** Forward **GK** Goalkeeper **Intl 'A'** International 'A'
M Midfielder **Pos** Position

TEAM ROSTER As of 23 AUG 2008
球队名册 / COMPOSITION DE L'ÉQUIPE

JPN - Japan

| No. | Name | Pos | Height m/ft in | Weight kg/lbs | Date of Birth | Club | Intl 'A' | |
|-----|------------------|-----|-------------------|------------------|---------------|---------------------------|----------|-------|
| | | | | | | | Caps | Goals |
| 1 | FUKUMOTO Miho | GK | 1.65/5'5" | 66/146 | 2 OCT 1983 | OKAYAMA YUNOGO BEL. (JPN) | 39 | 0 |
| 2 | KINGA Yukari | D | 1.61/5'3" | 52/115 | 2 MAY 1984 | NTV BELEZA (JPN) | 29 | 0 |
| 3 | IKEDA Hiromi | D | 1.62/5'4" | 52/115 | 22 DEC 1975 | TASAKI PERULE (JPN) | 112 | 4 |
| 4 | IWASHIMIZU Azusa | D | 1.62/5'4" | 55/121 | 14 OCT 1986 | NTV BELEZA (JPN) | 33 | 5 |
| 5 | YANAGITA Miyuki | M | 1.58/5'2" | 54/119 | 11 APR 1981 | URAWA REDS LADIES (JPN) | 86 | 11 |
| 6 | KATO Tomoe | M | 1.58/5'2" | 50/110 | 27 MAY 1978 | NTV BELEZA (JPN) | 112 | 8 |
| 7 | ANDO Kozue | D | 1.64/5'5" | 57/126 | 9 JUL 1982 | URAWA REDS LADIES (JPN) | 61 | 10 |
| 8 | MIYAMA Aya | M | 1.57/5'2" | 51/112 | 28 JAN 1985 | OKAYAMA YUNOGO BEL. (JPN) | 60 | 18 |
| 9 | ARAKAWA Eriko | F | 1.66/5'5" | 57/126 | 30 OCT 1979 | NTV BELEZA (JPN) | 62 | 19 |
| 10 | SAWA Homare | M | 1.64/5'5" | 55/121 | 6 SEP 1978 | NTV BELEZA (JPN) | 136 | 68 |
| 11 | OHNO Shinobu | F | 1.54/5'1" | 51/112 | 23 JAN 1984 | NTV BELEZA (JPN) | 57 | 22 |
| 12 | MARUYAMA Karina | F | 1.62/5'4" | 55/121 | 26 MAR 1983 | TEPCO MAREEZE (JPN) | 50 | 12 |
| 13 | HARA Ayumi | M | 1.65/5'5" | 59/130 | 21 FEB 1979 | INAC LEONESSA (JPN) | 36 | 1 |
| 14 | YANO Kyoko | D | 1.65/5'5" | 60/132 | 3 JUN 1984 | URAWA REDS LADIES (JPN) | 44 | 1 |
| 15 | SAKAGUCHI Mizuho | M | 1.65/5'5" | 52/115 | 15 OCT 1987 | TASAKI PERULE (JPN) | 21 | 14 |
| 16 | UTSUGI Rumi | D | 1.68/5'6" | 59/130 | 5 DEC 1988 | NTV BELEZA (JPN) | 23 | 4 |
| 17 | NAGASATO Yuki | F | 1.68/5'6" | 60/132 | 15 JUL 1987 | NTV BELEZA (JPN) | 44 | 25 |
| 18 | KAIHORI Ayumi | GK | 1.70/5'7" | 63/139 | 4 SEP 1986 | INAC LEONESSA (JPN) | 2 | 0 |

Team average age: 25 years 9 months

| Team colours | Shirt | Shorts | Socks |
|--------------|-------|--------|-------|
| 1st: | Blue | White | Blue |
| 2nd: | White | Blue | White |
| 3rd: | Blue | Blue | Blue |
| 4th: | White | White | White |

Coach SASAKI Norio (JPN)

Note:
Caps and goals are not subject to change as Olympic Football Tournament matches are not classed as international 'A' matches by FIFA.

Legend:
D Defender F Forward GK Goalkeeper Intl 'A' International 'A'
M Midfielder Pos Position

TEAM ROSTER As of 23 AUG 2008
球队名册 / COMPOSITION DE L'ÉQUIPE

NGR - Nigeria

| No. | Name | Pos | Height m/ft in | Weight kg/lbs | Date of Birth | Club | Intl 'A' | |
|-----|------------------|-----|-------------------|------------------|---------------|--------------------------|----------|-------|
| | | | | | | | Caps | Goals |
| 1 | DEDE Precious | GK | 1.80/5'11" | 63/139 | 18 JAN 1980 | DELTA QUEENS (NGR) | 0 | 0 |
| 2 | EKPO Efoanwan | D | 1.73/5'8" | 66/146 | 25 JAN 1984 | PELICAN STARS (NGR) | 4 | 0 |
| 3 | YUSUF Ayisat | D | 1.62/5'4" | 53/117 | 6 MAR 1985 | DELTA QUEENS (NGR) | 0 | 0 |
| 4 | NKWOCHA Perpetua | M | 1.80/5'11" | 60/132 | 3 JAN 1976 | SUNNANA (SWE) | 4 | 0 |
| 5 | EBI Onome | F | 1.79/5'10" | 66/146 | 8 MAY 1983 | BAYELSA QUEENS (NGR) | 0 | 0 |
| 6 | AJAYI Kikelomo | M | 1.76/5'9" | 60/132 | 28 APR 1977 | TIANJIN TEDA (CHN) | 7 | 0 |
| 7 | MBACHU Stella | M | 1.65/5'5" | 53/117 | 16 APR 1978 | TIANJIN TEDA (CHN) | 4 | 0 |
| 8 | CHIEJINE Ifeanyi | F | 1.71/5'7" | 59/130 | 17 MAY 1983 | BAYELSA QUEENS (NGR) | 7 | 0 |
| 9 | MICHAEL Sarah | M | 1.72/5'8" | 61/134 | 22 JUL 1990 | DELTA QUEENS (NGR) | 0 | 0 |
| 10 | CHIKWELU Rita | D | 1.60/5'3" | 56/123 | 6 MAR 1988 | UNITED PIETARSAARI (FIN) | 0 | 0 |
| 11 | COLE Lilian | D | 1.62/5'4" | 60/132 | 1 AUG 1985 | DELTA QUEENS (NGR) | 0 | 0 |
| 12 | UWAK Cynthia | F | 1.60/5'3" | 59/130 | 15 JUL 1986 | FALKOPINGS (SWE) | 0 | 0 |
| 13 | GEORGE Christie | F | 1.70/5'7" | 60/132 | 10 MAY 1984 | PELICAN STARS (NGR) | 0 | 0 |
| 14 | IKIDI Faith | M | 1.60/5'3" | 60/132 | 28 FEB 1987 | LINKOPINGS (SWE) | 0 | 0 |
| 15 | ISHOLA Tawa | M | 1.60/5'3" | 45/99 | 23 DEC 1988 | BAYELSA QUEENS (NGR) | 0 | 0 |
| 16 | JEROME Ulunma | D | 1.60/5'3" | 65/143 | 11 APR 1988 | RIVERS ANGELS (NGR) | 0 | 0 |
| 17 | EDUVIERE Edith | M | 1.50/4'11" | 55/121 | 18 AUG 1986 | FCT QUEENS (NGR) | 0 | 0 |
| 18 | OLUEHI Tochukwu | GK | 1.50/4'11" | 64/141 | 2 MAY 1987 | BAYELSA QUEENS (NGR) | 0 | 0 |

Team average age: 24 years 10 months

| | | | |
|---------------------|--------------|---------------|--------------|
| Team colours | Shirt | Shorts | Socks |
| | 1st: Green | Green | Green |
| | 2nd: White | White | White |

Coach LADIPO Joseph (NGR)

Note:
Caps and goals are not subject to change as Olympic Football Tournament matches are not classed as international 'A' matches by FIFA.

Legend:
D Defender F Forward GK Goalkeeper Intl 'A' International 'A'
M Midfielder Pos Position

TEAM ROSTER As of 23 AUG 2008
球队名册 / COMPOSITION DE L'ÉQUIPE

NOR - Norway

| No. | Name | Pos | Height m/ft in | Weight kg/lbs | Date of Birth | Club | Intl 'A' | |
|-----|-------------------------|-----|-------------------|------------------|---------------|---------------------------|----------|-------|
| | | | | | | | Caps | Goals |
| 1 | SKARBO Erika | GK | 1.74/5'9" | 73/161 | 12 JUN 1987 | ARNA-BJORNAR (NOR) | 7 | 0 |
| 2 | STANGELAND HORPEST. Ane | D | 1.66/5'5" | 62/137 | 2 JUN 1980 | KLEPP (NOR) | 100 | 5 |
| 3 | FOLSTAD Gunhild | D | 1.72/5'8" | 65/143 | 3 NOV 1981 | TRONDHEIM/ORN (NOR) | 69 | 1 |
| 4 | STENSLAND Ingvild | M | 1.76/5'9" | 67/148 | 3 AUG 1981 | KOPPARBERGS/GOTHEN. (SWE) | 68 | 2 |
| 5 | NORDBY Siri | D | 1.66/5'5" | 62/137 | 4 AUG 1978 | ROA (NOR) | 38 | 1 |
| 6 | KNUTSEN Marie | M | 1.67/5'6" | 62/137 | 31 AUG 1982 | ROA (NOR) | 48 | 5 |
| 7 | RONNING Trine | D | 1.64/5'5" | 61/134 | 14 JUN 1982 | KOLBOTN (NOR) | 83 | 15 |
| 8 | GULBRANDSEN Solveig | F | 1.69/5'7" | 67/148 | 12 JAN 1981 | KOLBOTN (NOR) | 121 | 39 |
| 9 | HERLOVSEN Isabell | F | 1.70/5'7" | 68/150 | 23 JUN 1988 | KOLBOTN (NOR) | 35 | 5 |
| 10 | WIJK Melissa | F | 1.65/5'5" | 62/137 | 7 FEB 1985 | ASKER (NOR) | 30 | 12 |
| 11 | LARSEN KAURIN Leni | F | 1.66/5'5" | 62/137 | 21 MAR 1981 | FFC TURBINE POTSDAM (GER) | 44 | 3 |
| 12 | FIANE CHRISTENSEN Marit | D | 1.76/5'9" | 66/146 | 11 DEC 1980 | ROA (NOR) | 58 | 7 |
| 13 | STORLOKKEN Lene | M | 1.62/5'4" | 55/121 | 20 JUN 1981 | TEAM STROMMEN (NOR) | 34 | 5 |
| 14 | KNUTSEN Guro | F | 1.67/5'6" | 61/134 | 10 JAN 1985 | ROA (NOR) | 8 | 1 |
| 15 | SKAMMELSRUD LUND Marita | D | 1.73/5'8" | 64/141 | 29 JAN 1989 | TEAM STROMMEN (NOR) | 7 | 0 |
| 16 | THORSNES Elise | F | 1.74/5'9" | 70/154 | 14 AUG 1988 | ARNA-BJORNAR (NOR) | 16 | 1 |
| 17 | MYKJAALAND Lene | F | 1.63/5'4" | 62/137 | 20 FEB 1987 | ROA (NOR) | 18 | 5 |
| 18 | NILSEN Christine | GK | 1.84/6'0" | 77/170 | 30 APR 1982 | KOLBOTN (NOR) | 5 | 0 |

Team average age: 24 years 7 months

| Team colours | Shirt | Shorts | Socks |
|--------------|-------|--------|-------|
| 1st: | Red | White | Blue |
| 2nd: | White | Blue | White |
| 3rd: | Red | Blue | Blue |
| 4th: | Red | White | White |

Coach: BERNTSEN Bjarne (NOR)

Note:
Caps and goals are not subject to change as Olympic Football Tournament matches are not classed as international 'A' matches by FIFA.

Legend:
D Defender **F** Forward **GK** Goalkeeper **Intl 'A'** International 'A'
M Midfielder **Pos** Position

TEAM ROSTER As of 23 AUG 2008

球队名册 / COMPOSITION DE L'ÉQUIPE

NZL - New Zealand

| No. | Name | Pos | Height m/ft in | Weight kg/lbs | Date of Birth | Club | Intl 'A' | |
|-----|-----------------|-----|-------------------|------------------|---------------|---------------------------|----------|-------|
| | | | | | | | Caps | Goals |
| 1 | BINDON Jenny | GK | 1.70/5'7" | 63/139 | 25 FEB 1973 | WAITAKERE UNITED (NZL) | 23 | 0 |
| 2 | PERCIVAL Ria | D | 1.62/5'4" | 60/132 | 7 DEC 1989 | FC INDIANA (NZL) | 24 | 2 |
| 3 | GREEN Anna | D | 1.70/5'7" | 59/130 | 20 AUG 1990 | THREE KINGS UTD. (NZL) | 8 | 1 |
| 4 | HOYLE Katie | M | 1.62/5'4" | 56/123 | 1 FEB 1988 | LYNN-AVON UTD. (NZL) | 12 | 0 |
| 5 | ERCEG Abby | D | 1.77/5'10" | 66/146 | 20 NOV 1989 | WESTERN S. AUCKLAND (NZL) | 24 | 2 |
| 6 | SMITH Rebecca | D | 1.74/5'9" | 64/141 | 17 JUN 1981 | SUNNANA (SWE) | 17 | 2 |
| 7 | RILEY Alexandra | F | 1.63/5'4" | 54/119 | 30 OCT 1987 | UNIV. STANFORD (USA) | 19 | 0 |
| 8 | MOORWOOD Hayley | M | 1.65/5'5" | 55/121 | 13 FEB 1984 | LYNN-AVON UTD. (NZL) | 32 | 3 |
| 9 | HEARN Amber | F | 1.73/5'8" | 69/152 | 28 NOV 1984 | LYNN-AVON UTD. (NZL) | 9 | 1 |
| 10 | McCOLL Emily | M | 1.60/5'3" | 58/128 | 1 NOV 1985 | UNIV. COASTAL (USA) | 17 | 0 |
| 11 | YALLOP Kirsty | M | 1.65/5'5" | 61/134 | 4 NOV 1986 | LYNN-AVON UTD. (NZL) | 16 | 5 |
| 12 | SMITH Merissa | F | 1.71/5'7" | 51/112 | 11 NOV 1990 | THREE KINGS UTD. (NZL) | 15 | 1 |
| 13 | TEGG Rebecca | F | 1.71/5'7" | 75/165 | 18 DEC 1985 | EASTERN SUBURBS (NZL) | 5 | 0 |
| 14 | HILL Kristy | D | 1.79/5'10" | 68/150 | 1 JUL 1979 | THREE KINGS UTD. (NZL) | 2 | 0 |
| 15 | KETE Emma | F | 1.65/5'5" | 62/137 | 1 SEP 1987 | THREE KINGS UTD. (NZL) | 11 | 2 |
| 16 | LEOTA Renee | F | 1.68/5'6" | 66/146 | 16 MAY 1990 | MIRAMAR RANGERS (NZL) | 10 | 1 |
| 17 | OOSTDAM Marlies | D | 1.67/5'6" | 62/137 | 29 JUL 1977 | EASTERN SUBURBS (NZL) | 24 | 0 |
| 18 | HOWARD Rachel | GK | 1.75/5'9" | 70/154 | 30 NOV 1977 | CRAILSHEIM (GER) | 14 | 0 |

Team average age: 23 years 8 months

| | | | |
|---------------------|--------------|---------------|--------------|
| Team colours | Shirt | Shorts | Socks |
| | 1st: White | White | White |
| | 2nd: Black | Black | Black |

Coach HERDMAN John (GBR)

Note:
Caps and goals are not subject to change as Olympic Football Tournament matches are not classed as international 'A' matches by FIFA.

Legend:
D Defender **F** Forward **GK** Goalkeeper **Intl 'A'** International 'A'
M Midfielder **Pos** Position

TEAM ROSTER As of 23 AUG 2008

球队名册 / COMPOSITION DE L'ÉQUIPE

PRK - DPR Korea

| No. | Name | Pos | Height m/ft in | Weight kg/lbs | Date of Birth | Club | Intl 'A' | |
|-----|----------------|-----|-------------------|------------------|---------------|---------------------------|----------|-------|
| | | | | | | | Caps | Goals |
| 1 | JON Myong Hui | GK | 1.75/5'9" | 65/143 | 7 AUG 1986 | RIMYONGSU (PRK) | 45 | 0 |
| 2 | KIM Kyong Hwa | M | 1.56/5'1" | 55/121 | 28 MAR 1986 | APRIL 25 SPORTS GR. (PRK) | 50 | 30 |
| 3 | OM Jong Ran | D | 1.64/5'5" | 53/117 | 10 OCT 1985 | APRIL 25 SPORTS GR. (PRK) | 60 | 0 |
| 4 | JANG Yong Ok | D | 1.62/5'4" | 56/123 | 17 SEP 1982 | APRIL 25 SPORTS GR. (PRK) | 20 | 0 |
| 5 | SONG Jong Sun | D | 1.60/5'3" | 54/119 | 11 MAR 1981 | AMROKGANG (PRK) | 46 | 0 |
| 6 | KIM Ok Sim | F | 1.64/5'5" | 58/128 | 2 JUL 1987 | RIMYONGSU (PRK) | 23 | 5 |
| 7 | HO Sun Hui | M | 1.68/5'6" | 59/130 | 5 MAR 1980 | AMROKGANG (PRK) | 115 | 7 |
| 8 | KIL Son Hui | F | 1.58/5'2" | 58/128 | 7 MAR 1986 | RIMYONGSU (PRK) | 50 | 20 |
| 9 | RI Un Suk | M | 1.58/5'2" | 52/115 | 1 JAN 1986 | APRIL 25 SPORTS GR. (PRK) | 55 | 35 |
| 10 | RI Kum Suk | F | 1.72/5'8" | 62/137 | 16 AUG 1978 | APRIL 25 SPORTS GR. (PRK) | 120 | 105 |
| 11 | RI Un Gyong | M | 1.64/5'5" | 54/119 | 19 NOV 1980 | WOLMIDO (PRK) | 81 | 35 |
| 12 | RI Un Hyang | D | 1.70/5'7" | 61/134 | 15 MAY 1988 | AMROKGANG (PRK) | 20 | 0 |
| 13 | YU Jong Hui | D | 1.68/5'6" | 61/134 | 21 MAR 1986 | APRIL 25 SPORTS GR. (PRK) | 46 | 0 |
| 14 | JANG Il Ok | D | 1.64/5'5" | 56/123 | 10 OCT 1986 | APRIL 25 SPORTS GR. (PRK) | 52 | 0 |
| 15 | SONU Kyong Sun | D | 1.65/5'5" | 59/130 | 28 SEP 1983 | APRIL 25 SPORTS GR. (PRK) | 55 | 35 |
| 16 | KONG Hye Ok | D | 1.69/5'7" | 59/130 | 19 JUL 1983 | APRIL 25 SPORTS GR. (PRK) | 50 | 0 |
| 17 | KIM Yong Ae | F | 1.62/5'4" | 55/121 | 7 MAR 1983 | APRIL 25 SPORTS GR. (PRK) | 20 | 2 |
| 18 | HAN Hye Yong | GK | 1.72/5'8" | 70/154 | 4 MAR 1985 | PYONGYANG (PRK) | 6 | 0 |

Team average age: 24 years 2 months

| | | | |
|---------------------|--------------|---------------|--------------|
| Team colours | Shirt | Shorts | Socks |
| | 1st: Red | Red | Red |
| | 2nd: White | White | White |

Coach: KIM Kwang Min (PRK)

Note:
Caps and goals are not subject to change as Olympic Football Tournament matches are not classed as international 'A' matches by FIFA.

Legend:
D Defender **F** Forward **GK** Goalkeeper **Intl 'A'** International 'A'
M Midfielder **Pos** Position

TEAM ROSTER As of 23 AUG 2008
球队名册 / COMPOSITION DE L'ÉQUIPE

SWE - Sweden

| No. | Name | Pos | Height m/ft in | Weight kg/lbs | Date of Birth | Club | Intl 'A' | |
|-------------------------|-------------------|-----|-------------------|------------------|---------------|---------------------------|----------|-------|
| | | | | | | | Caps | Goals |
| 1 | LINDAHL Hedvig | GK | 1.78/5'10" | 76/168 | 29 APR 1983 | LINKOPINGS (SWE) | 32 | 0 |
| 2 | WESTBERG Karolina | D | 1.65/5'5" | 62/137 | 16 MAY 1978 | UMEA (SWE) | 124 | 2 |
| 3 | SEGERSTROM Stina | D | 1.77/5'10" | 64/141 | 17 JUN 1982 | KIF OREBRO (SWE) | 25 | 2 |
| 4 | PAULSON Anna | D | 1.69/5'7" | 55/121 | 29 FEB 1984 | UMEA (SWE) | 21 | 0 |
| 5 | SEGER Caroline | M | 1.73/5'8" | 62/137 | 19 MAR 1985 | LINKOPINGS (SWE) | 42 | 4 |
| 6 | THUNEBRO Sara | D | 1.65/5'5" | 61/134 | 26 APR 1979 | DJURGARDEN ALVSJO (SWE) | 30 | 2 |
| 7 | LARSSON Sara | D | 1.74/5'9" | 64/141 | 13 MAY 1979 | LINKOPINGS (SWE) | 75 | 7 |
| 8 | SHELIN Lotta | F | 1.79/5'10" | 65/143 | 27 FEB 1984 | KOPPARBERGS/GOTHEN. (SWE) | 50 | 18 |
| 9 | LANDSTROM Jessica | F | 1.80/5'11" | 67/148 | 12 DEC 1984 | LINKOPINGS (SWE) | 11 | 3 |
| 10 | ALMGREN Johanna | M | 1.70/5'7" | 62/137 | 22 MAR 1984 | KOPPARBERGS/GOTHEN. (SWE) | 13 | 0 |
| 11 | SVENSSON Victoria | F | 1.63/5'4" | 57/126 | 18 MAY 1977 | DJURGARDEN ALVSJO (SWE) | 147 | 64 |
| 12 | JONSSON Caroline | GK | 1.77/5'10" | 78/172 | 22 NOV 1977 | LDB FC MALMO (SWE) | 79 | 0 |
| 13 | OSTBERG Frida | D | 1.62/5'4" | 65/143 | 10 DEC 1977 | UMEA (SWE) | 71 | 2 |
| 15 | SJOGRAN Therese | M | 1.70/5'7" | 64/141 | 8 APR 1977 | LDB FC MALMO (SWE) | 125 | 11 |
| 16 | FORSBERG Linda | M | 1.78/5'10" | 68/150 | 19 JUN 1985 | DJURGARDEN (SWE) | 5 | 0 |
| 17 | ROHLIN Charlotte | D | 1.73/5'8" | 63/139 | 2 DEC 1980 | LINKOPINGS (SWE) | 9 | 1 |
| 18 | FISCHER Nilla | M | 1.75/5'9" | 70/154 | 2 AUG 1984 | LDB FC MALMO (SWE) | 33 | 4 |
| 19 | ARONSSON Maria | F | 1.76/5'9" | 62/137 | 23 DEC 1983 | LDB FC MALMO (SWE) | 15 | 1 |
| Replaced players | | | | | | | | |
| 14 | OQVIST Josefine | M | 1.70/5'7" | 59/130 | 23 JUL 1983 | LINKOPINGS (SWE) | 49 | 11 |

Team average age: 26 years 4 months

Team colours

| | Shirt | Shorts | Socks |
|-------------|-----------|--------|-------------|
| 1st: | Yellow | Blue | Yellow/Blue |
| 2nd: | Navy Blue | Yellow | Navy Blue |
| 3rd: | Yellow | Yellow | Yellow/Blue |
| 4th: | Navy Blue | Blue | Navy Blue |

Coach DENNERBY Thomas (SWE)

Note:
Caps and goals are not subject to change as Olympic Football Tournament matches are not classed as international 'A' matches by FIFA.

Legend:
D Defender **F** Forward **GK** Goalkeeper **Intl 'A'** International 'A'
M Midfielder **Pos** Position

TEAM ROSTER As of 23 AUG 2008
球队名册 / COMPOSITION DE L'ÉQUIPE

USA - United States

| No. | Name | Pos | Height m/ft in | Weight kg/lbs | Date of Birth | Club | Intl 'A' | |
|-----|------------------|-----|-------------------|------------------|---------------|---------------------------|----------|-------|
| | | | | | | | Caps | Goals |
| 1 | SOLO Hope | GK | 1.75/5'9" | 70/154 | 30 JUL 1981 | UNIV. WASHINGTON (USA) | 64 | 0 |
| 2 | MITTS Heather | D | 1.63/5'4" | 54/119 | 9 JUN 1978 | UNIV. FLORIDA (USA) | 78 | 2 |
| 3 | RAMPONE Christie | D | 1.65/5'5" | 61/134 | 24 JUN 1975 | UNIV. MONMOUTH (USA) | 193 | 4 |
| 4 | BUEHLER Rachel | D | 1.65/5'5" | 66/146 | 26 AUG 1985 | UNIV. STANFORD (USA) | 11 | 0 |
| 5 | TARPLEY Lindsay | M | 1.65/5'5" | 59/130 | 22 SEP 1983 | UNIV. NOR. CAROLINA (USA) | 96 | 26 |
| 6 | KAI Natasha | F | 1.70/5'7" | 66/146 | 22 MAY 1983 | UNIV. HAWAII (USA) | 48 | 19 |
| 7 | BOXX Shannon | M | 1.73/5'8" | 67/148 | 29 JUN 1977 | UNIV. NOTRE DAME (USA) | 92 | 18 |
| 8 | RODRIGUEZ Amy | F | 1.63/5'4" | 68/150 | 17 FEB 1987 | UNIV. S. CALIFORNIA (USA) | 19 | 4 |
| 9 | O REILLY Heather | M | 1.52/5'0" | 61/134 | 2 JAN 1985 | UNIV. NOR. CAROLINA (USA) | 90 | 19 |
| 10 | WAGNER Aly | M | 1.65/5'5" | 59/130 | 10 AUG 1980 | UNIV. SANTA CLARA (USA) | 121 | 21 |
| 11 | LLOYD Carli | M | 1.73/5'8" | 65/143 | 16 JUL 1982 | UNIV. RUTGERS (USA) | 62 | 15 |
| 12 | CHENEY Lauren | F | 1.73/5'8" | 72/159 | 30 SEP 1987 | UCLA (USA) | 12 | 0 |
| 13 | HEATH Tobin | M | 1.68/5'6" | 57/126 | 29 MAY 1988 | UNIV. NOR. CAROLINA (USA) | 12 | 2 |
| 14 | COX Stephanie | D | 1.68/5'6" | 61/134 | 3 APR 1986 | UNIV. PORTLAND (USA) | 42 | 0 |
| 15 | MARKGRAF Kate | D | 1.70/5'7" | 61/134 | 23 AUG 1976 | UNIV. NOTRE DAME (USA) | 181 | 0 |
| 16 | HUCLES Angela | M | 1.70/5'7" | 64/141 | 5 JUL 1978 | UNIV. VIRGINIA (USA) | 84 | 7 |
| 17 | CHALUPNY Lori | D | 1.63/5'4" | 75/165 | 29 JAN 1984 | UNIV. NOR. CAROLINA (USA) | 70 | 6 |
| 18 | BARNHART Nicole | GK | 1.78/5'10" | 75/165 | 10 OCT 1981 | UNIV. STANFORD (USA) | 9 | 0 |

Team average age: 26 years 9 months

| | | | |
|---------------------|----------------|---------------|--------------|
| Team colours | Shirt | Shorts | Socks |
| | 1st: White/Red | White | White/Gold |
| | 2nd: Blue/Red | Blue | Blue/Gold |

Coach SUNDHAGE Pia (SWE)

Note:
Caps and goals are not subject to change as Olympic Football Tournament matches are not classed as international 'A' matches by FIFA.

Legend:
D Defender **F** Forward **GK** Goalkeeper **Intl 'A'** International 'A'
M Midfielder **Pos** Position

COMPETITION SUMMARY As of 21 AUG 2008
比赛成绩总表 / RÉSUMÉ DE LA COMPÉTITION

Group E

| Rank | Team | Pts | MP | W | D | L | GF | GA | GD |
|------|------|-----|----|---|---|---|----|----|----|
| 1 | CHN | 7 | 3 | 2 | 1 | 0 | 5 | 2 | 3 |
| 2 | SWE | 6 | 3 | 2 | 0 | 1 | 4 | 3 | 1 |
| 3q | CAN | 4 | 3 | 1 | 1 | 1 | 4 | 4 | 0 |
| 4 | ARG | 0 | 3 | 0 | 0 | 3 | 1 | 5 | -4 |

| Team | CHN | SWE | CAN | ARG |
|------|-----|-----|-----|-----|
| CHN | | 2:1 | 1:1 | 2:0 |
| SWE | 1:2 | | 2:1 | 1:0 |
| CAN | 1:1 | 1:2 | | 2:1 |
| ARG | 0:2 | 0:1 | 1:2 | |

Group F

| Rank | Team | Pts | MP | W | D | L | GF | GA | GD |
|------|------|-----|----|---|---|---|----|----|----|
| 1 | BRA | 7 | 3 | 2 | 1 | 0 | 5 | 2 | 3 |
| 2 | GER | 7 | 3 | 2 | 1 | 0 | 2 | 0 | 2 |
| 3 | PRK | 3 | 3 | 1 | 0 | 2 | 2 | 3 | -1 |
| 4 | NGR | 0 | 3 | 0 | 0 | 3 | 1 | 5 | -4 |

| Team | BRA | GER | PRK | NGR |
|------|-----|-----|-----|-----|
| BRA | | 0:0 | 2:1 | 3:1 |
| GER | 0:0 | | 1:0 | 1:0 |
| PRK | 1:2 | 0:1 | | 1:0 |
| NGR | 1:3 | 0:1 | 0:1 | |

Group G

| Rank | Team | Pts | MP | W | D | L | GF | GA | GD |
|------|------|-----|----|---|---|---|----|----|----|
| 1 | USA | 6 | 3 | 2 | 0 | 1 | 5 | 2 | 3 |
| 2 | NOR | 6 | 3 | 2 | 0 | 1 | 4 | 5 | -1 |
| 3q | JPN | 4 | 3 | 1 | 1 | 1 | 7 | 4 | 3 |
| 4 | NZL | 1 | 3 | 0 | 1 | 2 | 2 | 7 | -5 |

| Team | USA | NOR | JPN | NZL |
|------|-----|-----|-----|-----|
| USA | | 0:2 | 1:0 | 4:0 |
| NOR | 2:0 | | 1:5 | 1:0 |
| JPN | 0:1 | 5:1 | | 2:2 |
| NZL | 0:4 | 0:1 | 2:2 | |

Classification

Quarter-finals

| |
|--------------------------------------|
| BRA |
| Match 20 FRI 15 AUG NOR |
| SWE |
| Match 21 FRI 15 AUG GER |
| CHN |
| Match 22 FRI 15 AUG JPN |
| USA |
| Match 19 FRI 15 AUG CAN |

Semi-finals

| |
|-------------------------------|
| BRA 2:1 (1:0) |
| Match 23 MON 18 AUG |
| GER 0:2 AET |
| JPN 0:2 (0:1) |
| Match 24 MON 18 AUG |
| USA 2:1 AET (1:1, 1:1) |

Gold Medal Match

| |
|------------------------|
| BRA 4:1 (1:1) |
| Match 26 THU 21 AUG |
| USA 2:4 (1:2) |

Final Standings

| Medal | Rank | Team |
|--------|------|------|
| Gold | 1 | USA |
| Silver | 2 | BRA |
| Bronze | 3 | GER |
| | 4 | JPN |
| | 5 | CHN |
| | 6 | SWE |
| | 7 | NOR |
| | 8 | CAN |
| | 9 | PRK |
| | 10 | NZL |
| | 11 | ARG |
| | 11 | NGR |

Bronze Medal Match

| |
|--------------------------------------|
| GER |
| Match 25 THU 21 AUG JPN |
| GER 2:0 (0:0) |

Note:

Best two teams from each group and best two third-placed teams will qualify for the quarter-finals.
If third-placed teams are level on points after the first stage, ranking will be decided according to the Competition Regulations.

Legend:

| | | | | | | | |
|-----|-------------------------|---|-------|----|----------------|-----|-----------------|
| AET | After Extra Time | D | Drawn | GA | Goals Against | GD | Goal Difference |
| GF | Goals For | L | Lost | MP | Matches Played | Pts | Points |
| q | Best 3rd team qualified | W | Won | | | | |

MATCH REPORT

比赛报告 / RAPPORT DE MATCH

ARG - CAN
1:2 (0:1)

Attendance: 23,201

Match Officials:

Referee: BECK Christine (GER)
4th Official: KAMNUENG Pannipar (THA)
Match Commissioner: RAKHIMOV Bakhtier (UZB)

Assistant Referee 1: VILLA GUTIERREZ Maria Luisa (ESP)
Assistant Referee 2: MUELLER Inka (GER)
General Coordinator: TINOCO Rafael (GUA)

Goals Scored:

CHAPMAN Candace (CAN) 27', LANG Kara (CAN) 72', MANICLER Ludmila (ARG) 85'

ARG - Argentina

[18] CORREA Vanina (GK)
[2] GONZALEZ Eva
[4] MANDRILE Florencia (-91')
[5] GEREZ Marisa (C)
[6] CHAVEZ Gabriela
[9] POTASSA Maria (-56')
[10] CORONEL Mariela
[11] VALLEJOS Fabiana
[13] QUINONES Maria
[15] PEREYRA Mercedes (-79')
[16] BLANCO Maria

Substitutes:

[1] CALELLO Guadalupe (GK)
[3] ARRIEN Yesica (+91')
[7] MANICLER Ludmila (+56')
[8] MENDIETA Emilia (+79')
[12] CARDONE Daiana
[14] OJEDA Andrea
[17] ALMEIDA Analia

Coach: BORRELLO Jose Carlos (ARG)

Cautions:

QUINONES Maria (ARG) 71'

Expulsions:

None

Additional Time:

first half: 2 min., second half: 2 min.

CAN - Canada

[18] McLEOD Erin (GK)
[3] ZURRER Emily
[4] RUSTAD Clare
[6] SCHMIDT Sophie
[7] WILKINSON Rhian
[8] MATHESON Diana (-80')
[9] CHAPMAN Candace
[10] FRANKO Martina
[12] SINCLAIR Christine (C)
[14] TANCREDI Melissa (-42')
[15] LANG Kara

Substitutes:

[1] LeBLANC Karina (GK)
[2] ROBINSON Jodi-Ann (+42', -83')
[5] GAYLE Robyn
[11] HERMUS Randee
[13] WALSH Amy
[16] FILIGNO Jonelle (+83')
[17] TIMKO Brittany (+80')

Coach: PELLERUD Even (NOR)

MATCH REPORT

比赛报告 / RAPPORT DE MATCH

ARG - CAN
1:2 (0:1)

Attendance: 23,201

ARG - Argentina

5
3
11
2
0
0
1
0
1
0
0
51%
24

STATISTICS

Shots 18
Shots on Goal 9
Fouls 13
Corner Kicks 4
Free Kicks 1
Penalty Kicks 0
Offsides 2
Own Goals 0
Cautions (Yellow Cards) 0
Expulsions (2nd Yellow) 0
Expulsions (Red Cards) 0
Ball Possession 49%
Actual Playing Time 23

CAN - Canada

18
9
13
4
1
0
2
0
0
0
0
49%
23

| ARG - Argentina | | | | | | | | | | | | |
|--------------------|--------------------|-----|-----|----|----|------|-----|-------|----|----|------|---|
| No. | Name | Pos | Min | GF | GA | SG/S | PK | Fouls | | Y | 2Y=R | R |
| | | | | | | | | FC | FS | | | |
| 18 | CORREA Vanina | GK | 90 | | 2 | | | | 1 | | | |
| 2 | GONZALEZ Eva | D | 90 | | | | | 2 | | | | |
| 4 | MANDRILE Florencia | M | 89 | | | | | 1 | | | | |
| 5 | GEREZ Marisa (C) | D | 90 | | | | | 1 | | | | |
| 6 | CHAVEZ Gabriela | D | 90 | | | | | 1 | 2 | | | |
| 9 | POTASSA Maria | F | 56 | | | 0/1 | | | 2 | | | |
| 10 | CORONEL Mariela | M | 90 | | | 2/2 | | | 2 | | | |
| 11 | VALLEJOS Fabiana | M | 90 | | | 0/1 | | | | | | |
| 13 | QUINONES Maria | M | 90 | | | | | 3 | 4 | 1 | | |
| 15 | PEREYRA Mercedes | F | 79 | | | | | 1 | | | | |
| 16 | BLANCO Maria | M | 90 | | | | | 2 | 2 | | | |
| Substitutes | | | | | | | | | | | | |
| 3 | ARRIEN Yesica | D | 1 | | | | | | | | | |
| 7 | MANICLER Ludmila | F | 34 | 1 | | 1/1 | | | | | | |
| 8 | MENDIETA Emilia | F | 11 | | | | | | | | | |
| Totals | | | | | 1 | 2 | 3/5 | | 11 | 13 | 1 | |

| CAN - Canada | | | | | | | | | | | | |
|--------------------|------------------------|-----|-----|----|----|------|------|-------|----|----|------|---|
| No. | Name | Pos | Min | GF | GA | SG/S | PK | Fouls | | Y | 2Y=R | R |
| | | | | | | | | FC | FS | | | |
| 18 | McLEOD Erin | GK | 90 | | 1 | | | | | | | |
| 3 | ZURRER Emily | D | 90 | | | | | 1 | | | | |
| 4 | RUSTAD Clare | M | 90 | | | 0/3 | | 1 | 3 | | | |
| 6 | SCHMIDT Sophie | M | 90 | | | | | 1 | | | | |
| 7 | WILKINSON Rhian | M | 90 | | | | | 1 | | | | |
| 8 | MATHESON Diana | M | 80 | | | 0/1 | | 1 | 1 | | | |
| 9 | CHAPMAN Candace | D | 90 | 1 | | 1/1 | | 1 | 1 | | | |
| 10 | FRANKO Martina | D | 90 | | | 1/2 | | 2 | | | | |
| 12 | SINCLAIR Christine (C) | F | 90 | | | 2/5 | | 1 | | | | |
| 14 | TANCREDI Melissa | F | 42 | | | | | 2 | 2 | | | |
| 15 | LANG Kara | F | 90 | 1 | | 3/4 | | 2 | 2 | | | |
| Substitutes | | | | | | | | | | | | |
| 2 | ROBINSON Jodi-Ann | F | 41 | | | 1/1 | | | 1 | | | |
| 16 | FILIGNO Jonelle | F | 7 | | | 1/1 | | | | | | |
| 17 | TIMKO Brittany | M | 10 | | | | | | | | | |
| Totals | | | | | 2 | 1 | 9/18 | | 13 | 10 | | |

| Legend: | | | | | |
|---------|----------------------------------|------|-----------------------|------|---------------------|
| -nn | Time when player substituted out | (C) | Captain | | |
| +nn | Time when player substituted in | 2Y=R | 2nd Yellow = Red Card | D | Defender |
| F | Forward | FC | Fouls Committed | GA | Goals Against |
| GF | Goals For | GK | Goalkeeper | Min | Minutes Played |
| PK | Penalty Kicks (Goals/Shots) | Pos | Position | SG/S | Shots on Goal/Shots |
| Y | Cautions (Yellow Cards) | | | | |

Goalscorer change for Canada from 12-SINCLAIR to 15-LANG

MATCH REPORT

比赛报告 / RAPPORT DE MATCH

CHN - SWE
2:1 (1:1)

Attendance: 37,902

Match Officials:

Referee: HONG Eun Ah (KOR)
4th Official: KAMNUENG Pannipar (THA)
Match Commissioner: NSEKERA Lydia (BDI)

Assistant Referee 1: HO Sarah (AUS)
Assistant Referee 2: LELEU Jacqueline (AUS)
General Coordinator: TINOCO Rafael (GUA)

Goals Scored:

XU Yuan (CHN) 6', SCHELIN Lotta (SWE) 38', HAN Duan (CHN) 72'

CHN - China

[1] ZHANG Yanru (GK)
[3] LI Jie (C)
[4] ZHANG Ying (-57')
[5] WENG Xinzhi
[6] ZHANG Na
[7] BI Yan
[8] XU Yuan
[9] HAN Duan (-83')
[11] PU Wei
[14] LIU Huana
[15] ZHOU Gaoping

Substitutes:

[2] YUAN Fan
[10] LIU Sa
[12] LOU Jiahui (+83')
[13] JIANG Shuai
[16] WANG Dandan (+57')
[17] GU Yasha
[18] HAN Wenxia (GK)

Coach: SHANG Ruihua (CHN)

Cautions:

ROHLIN Charlotte (SWE) 87', LOU Jiahui (CHN) 88'

Expulsions:

None

Additional Time:

first half: 2 min., second half: 4 min.

SWE - Sweden

[1] LINDAHL Hedvig (GK)
[5] SEGER Caroline
[6] THUNEBRO Sara
[7] LARSSON Sara
[8] SCHELIN Lotta
[11] SVENSSON Victoria (C)
[13] OSTBERG Frida
[14] OQVIST Josefine (-73')
[15] SJOGRAN Therese (-83')
[17] ROHLIN Charlotte
[18] FISCHER Nilla (-76')

Substitutes:

[2] WESTBERG Karolina
[3] SEGERSTROM Stina
[4] PAULSON Anna
[9] LANDSTROM Jessica (+76')
[10] ALMGREN Johanna (+83')
[12] JONSSON Caroline (GK)
[16] FORSBERG Linda (+73')

Coach: DENNERBY Thomas (SWE)

MATCH REPORT

比赛报告 / RAPPORT DE MATCH

CHN - SWE
2:1 (1:1)

Attendance: 37,902

| CHN - China | STATISTICS | SWE - Sweden |
|-------------|-------------------------|--------------|
| 10 | Shots | 18 |
| 6 | Shots on Goal | 11 |
| 5 | Fouls | 9 |
| 3 | Corner Kicks | 4 |
| 0 | Free Kicks | 1 |
| 0 | Penalty Kicks | 0 |
| 2 | Offsides | 3 |
| 0 | Own Goals | 0 |
| 1 | Cautions (Yellow Cards) | 1 |
| 0 | Expulsions (2nd Yellow) | 0 |
| 0 | Expulsions (Red Cards) | 0 |
| 54% | Ball Possession | 46% |
| 33 | Actual Playing Time | 28 |

| CHN - China | | | | | | | | | | | | |
|--------------------|--------------|-----|-----|----|----|------|------|-------|----|---|------|---|
| No. | Name | Pos | Min | GF | GA | SG/S | PK | Fouls | | Y | 2Y=R | R |
| | | | | | | | | FC | FS | | | |
| 1 | ZHANG Yanru | GK | 90 | | 1 | | | | | | | |
| 3 | LI Jie (C) | D | 90 | | | 1/1 | | 1 | | | | |
| 4 | ZHANG Ying | D | 57 | | | | | | 1 | | | |
| 5 | WENG Xinzhi | D | 90 | | | | | | | | | |
| 6 | ZHANG Na | M | 90 | | | 2/2 | | 1 | 1 | | | |
| 7 | BI Yan | M | 90 | | | | | | | | | |
| 8 | XU Yuan | F | 90 | 1 | | 1/3 | | | 2 | | | |
| 9 | HAN Duan | F | 83 | 1 | | 1/2 | | 1 | | | | |
| 11 | PU Wei | D | 90 | | | 1/2 | | | 1 | | | |
| 14 | LIU Huana | D | 90 | | | | | | 3 | | | |
| 15 | ZHOU Gaoping | D | 90 | | | | | 2 | | | | |
| Substitutes | | | | | | | | | | | | |
| 12 | LOU Jiahui | M | 7 | | | | | | | 1 | | |
| 16 | WANG Dandan | M | 33 | | | | | | 1 | | | |
| Totals | | | | | 2 | 1 | 6/10 | | 5 | 9 | 1 | |

| SWE - Sweden | | | | | | | | | | | | |
|--------------------|-----------------------|-----|-----|----|----|------|-------|-------|----|---|------|---|
| No. | Name | Pos | Min | GF | GA | SG/S | PK | Fouls | | Y | 2Y=R | R |
| | | | | | | | | FC | FS | | | |
| 1 | LINDAHL Hedvig | GK | 90 | | 2 | | | | | | | |
| 5 | SEGER Caroline | M | 90 | | | 0/1 | | 1 | 1 | | | |
| 6 | THUNEBRO Sara | D | 90 | | | 1/1 | | 1 | | | | |
| 7 | LARSSON Sara | D | 90 | | | | | | 1 | | | |
| 8 | SCHELIN Lotta | F | 90 | 1 | | 2/2 | | | 1 | | | |
| 11 | SVENSSON Victoria (C) | F | 90 | | | 5/6 | | | | | | |
| 13 | OSTBERG Frida | D | 90 | | | 0/1 | | | | | | |
| 14 | OQVIST Josefine | M | 73 | | | 2/4 | | 2 | 1 | | | |
| 15 | SJOGRAN Therese | M | 83 | | | 1/1 | | 2 | 1 | | | |
| 17 | ROHLIN Charlotte | D | 90 | | | | | 1 | | 1 | | |
| 18 | FISCHER Nilla | M | 76 | | | 0/1 | | 1 | 1 | | | |
| Substitutes | | | | | | | | | | | | |
| 9 | LANDSTROM Jessica | F | 14 | | | 0/1 | | | | | | |
| 10 | ALMGREN Johanna | M | 7 | | | | | | | | | |
| 16 | FORSBERG Linda | M | 17 | | | | | 1 | | | | |
| Totals | | | | | 1 | 2 | 11/18 | | 9 | 6 | 1 | |

| Legend: | | | | | |
|---------|----------------------------------|------|-----------------------|------|---------------------|
| -nn | Time when player substituted out | (C) | Captain | | |
| +nn | Time when player substituted in | 2Y=R | 2nd Yellow = Red Card | D | Defender |
| F | Forward | FC | Fouls Committed | GA | Goals Against |
| GF | Goals For | GK | Goalkeeper | Min | Minutes Played |
| PK | Penalty Kicks (Goals/Shots) | Pos | Position | SG/S | Shots on Goal/Shots |
| Y | Cautions (Yellow Cards) | | | | |

MATCH REPORT

比赛报告 / RAPPORT DE MATCH

GER - BRA
0:0

Attendance: 20,703

Match Officials:

Referee: SEITZ Kari (USA)
4th Official: ALVAREZ Estela (ARG)
Match Commissioner: KOH John (SIN)

Assistant Referee 1: DUFFY Marlene (USA)
Assistant Referee 2: PEREZ Veronica (USA)
General Coordinator: PUCCI Stefano (ITA)

GER - Germany

[1] ANGERER Nadine (GK)
[2] STEGEMANN Kerstin
[5] KRAHN Annike
[6] BRESONIK Linda
[7] BEHRINGER Melanie (-73')
[8] SMISEK Sandra (-73')
[9] PRINZ Birgit (C)
[10] LINGOR Renate
[14] LAUDEHR Simone
[17] HINGST Ariane
[18] GAREFREKES Kerstin

BRA - Brazil

[1] ANDREIA (GK)
[2] SIMONE
[3] ANDREIA ROSA
[4] TANIA (C)
[5] RENATA COSTA
[6] MAYCON
[7] DANIELA
[8] FORMIGA
[10] MARTA
[11] CRISTIANE (-81')
[18] ROSANA

Substitutes:

[3] BARTUSIAK Saskia
[4] PETER Babett
[11] MITTAG Anja
[12] HOLL Ursula (GK)
[13] OKOYINO DA MBABI Celia (+73')
[15] BAJRAMAJ Fatmire (+73')
[16] POHLERS Conny

Substitutes:

[9] ESTER
[12] BARBARA (GK)
[13] FRANCIELLE
[14] PRETINHA (+81')
[15] FABIANA
[16] ERIKA
[17] MAURINE

Coach: NEID Silvia (GER)

Coach: BARCELLOS Jorge (BRA)

Cautions:

TANIA (BRA) 31'

Expulsions:

None

Additional Time:

first half: 1 min., second half: 2 min.

MATCH REPORT

比赛报告 / RAPPORT DE MATCH

GER - BRA
0:0

Attendance: 20,703

GER - Germany

8
3
11
6
2
0
1
0
0
0
0
0
36%
20

STATISTICS

Shots
Shots on Goal
Fouls
Corner Kicks
Free Kicks
Penalty Kicks
Offsides
Own Goals
Cautions (Yellow Cards)
Expulsions (2nd Yellow)
Expulsions (Red Cards)
Ball Possession
Actual Playing Time

BRA - Brazil

10
5
13
6
1
0
1
0
1
0
0
64%
35

| GER - Germany | | | | | | | | | | | | |
|--------------------|------------------------|-----|-----|----|----|------|----|-------|----|---|------|---|
| No. | Name | Pos | Min | GF | GA | SG/S | PK | Fouls | | Y | 2Y=R | R |
| | | | | | | | | FC | FS | | | |
| 1 | ANGERER Nadine | GK | 90 | | | | | | | | | |
| 2 | STEGEMANN Kerstin | D | 90 | | | | | 1 | | | | |
| 5 | KRAHN Annike | D | 90 | | | 0/1 | | | | | | |
| 6 | BRESONIK Linda | M | 90 | | | | | | 2 | | | |
| 7 | BEHRINGER Melanie | M | 73 | | | 1/1 | | | 1 | | | |
| 8 | SMISEK Sandra | F | 73 | | | 1/2 | | 1 | 1 | | | |
| 9 | PRINZ Birgit (C) | F | 90 | | | 1/3 | | 1 | 2 | | | |
| 10 | LINGOR Renate | M | 90 | | | | | 4 | | | | |
| 14 | LAUDEHR Simone | M | 90 | | | 0/1 | | 2 | 2 | | | |
| 17 | HINGST Ariane | D | 90 | | | | | | | | | |
| 18 | GAREFREKES Kerstin | M | 90 | | | | | 2 | 4 | | | |
| Substitutes | | | | | | | | | | | | |
| 13 | OKOYINO DA MBABI Celia | M | 17 | | | | | | | | | |
| 15 | BAJRAMAJ Fatmire | M | 17 | | | | | | | | | |
| Totals | | | | | | 3/8 | | 11 | 13 | | | |

| BRA - Brazil | | | | | | | | | | | | |
|--------------------|--------------|-----|-----|----|----|------|----|-------|----|---|------|---|
| No. | Name | Pos | Min | GF | GA | SG/S | PK | Fouls | | Y | 2Y=R | R |
| | | | | | | | | FC | FS | | | |
| 1 | ANDREIA | GK | 90 | | | | | | | | | |
| 2 | SIMONE | D | 90 | | | | | 2 | | | | |
| 3 | ANDREIA ROSA | D | 90 | | | | | 3 | | | | |
| 4 | TANIA (C) | D | 90 | | | | | 3 | | 1 | | |
| 5 | RENATA COSTA | D | 90 | | | 1/1 | | | | | | |
| 6 | MAYCON | M | 90 | | | | | | 1 | | | |
| 7 | DANIELA | M | 90 | | | 0/1 | | 1 | 1 | | | |
| 8 | FORMIGA | M | 90 | | | 0/1 | | | 3 | | | |
| 10 | MARTA | F | 90 | | | 2/3 | | | 1 | | | |
| 11 | CRISTIANE | F | 81 | | | 1/3 | | 2 | 2 | | | |
| 18 | ROSANA | D | 90 | | | 1/1 | | 1 | 2 | | | |
| Substitutes | | | | | | | | | | | | |
| 14 | PRETINHA | F | 9 | | | | | | | | | |
| Totals | | | | | | 5/10 | | 13 | 10 | 1 | | |

| Legend: | | | | | |
|---------|----------------------------------|------|-----------------------|------|------------------------|
| -nn | Time when player substituted out | (C) | Captain | | |
| +nn | Time when player substituted in | 2Y=R | 2nd Yellow = Red Card | D | Defender |
| F | Forward | FC | Fouls Committed | FS | Fouls Suffered |
| GF | Goals For | GK | Goalkeeper | M | Midfielder |
| PK | Penalty Kicks (Goals/Shots) | Pos | Position | R | Expulsions (Red Cards) |
| Y | Cautions (Yellow Cards) | | | SG/S | Shots on Goal/Shots |



MATCH REPORT

比赛报告 / RAPPORT DE MATCH

PRK - NGR
1:0 (1:0)

Attendance: 24,084

Match Officials:

Referee: DE SILVA Shane (TRI)
4th Official: ALVAREZ Estela (ARG)
Match Commissioner: ALUFURAI Martin (SOL)

Assistant Referee 1: MOHAMMED Cindy (TRI)
Assistant Referee 2: LOPEZ Milena (CRC)
General Coordinator: PUCCI Stefano (ITA)

Goals Scored:

KIM Kyong Hwa (PRK) 27'

PRK - DPR Korea

[1] JON Myong Hui (GK)
[2] KIM Kyong Hwa (-89')
[3] OM Jong Ran
[5] SONG Jong Sun
[8] KIL Son Hui
[9] RI Un Suk
[10] RI Kum Suk (C)
[11] RI Un Gyong
[15] SONU Kyong Sun
[16] KONG Hye Ok
[17] KIM Yong Ae (-69')

Substitutes:

[4] JANG Yong Ok
[6] KIM Ok Sim (+89')
[7] HO Sun Hui (+69')
[12] RI Un Hyang
[13] YU Jong Hui
[14] JANG Il Ok
[18] HAN Hye Yong (GK)

Coach: KIM Kwang Min (PRK)

Cautions:

None

Expulsions:

None

Additional Time:

first half: 0 min., second half: 2 min.

NGR - Nigeria

[1] DEDE Precious (GK)
[2] EKPO Efiolanwan
[4] NKWOCHA Perpetua
[7] MBACHU Stella (-62')
[8] CHIEJINE Ifeanyi
[10] CHIKWELU Rita
[11] COLE Lilian (-46' HT)
[12] UWAK Cynthia
[13] GEORGE Christie (C)
[14] IKIDI Faith
[16] JEROME Ulunma

Substitutes:

[3] YUSUF Ayisat
[5] EBI Onome (+46' HT)
[6] AJAYI Kikelomo
[9] MICHAEL Sarah (+62')
[15] ISHOLA Tawa
[17] EDUVIERE Edith
[18] OLUEHI Tochukwu (GK)

Coach: LADIPO Joseph (NGR)

MATCH REPORT

比赛报告 / RAPPORT DE MATCH

PRK - NGR
1:0 (1:0)

Attendance: 24,084

PRK - DPR Korea

10
5
7
6
0
1
1
0
0
0
0
0
0
49%
23

STATISTICS

Shots 7
Shots on Goal 5
Fouls 11
Corner Kicks 2
Free Kicks 0
Penalty Kicks 0
Offsides 2
Own Goals 0
Cautions (Yellow Cards) 0
Expulsions (2nd Yellow) 0
Expulsions (Red Cards) 0
Ball Possession 51%
Actual Playing Time 24

NGR - Nigeria

7
5
11
2
0
0
2
0
0
0
0
51%
24

| PRK - DPR Korea | | | | | | | | | | | | | |
|--------------------|----------------|-----|-----|----|----|------|------|-------|----|----|------|---|--|
| No. | Name | Pos | Min | GF | GA | SG/S | PK | Fouls | | Y | 2Y=R | R | |
| | | | | | | | | FC | FS | | | | |
| 1 | JON Myong Hui | GK | 90 | | | | | | 1 | | | | |
| 2 | KIM Kyong Hwa | M | 89 | 1 | | 2/3 | | | 1 | | | | |
| 3 | OM Jong Ran | D | 90 | | | | | 2 | | | | | |
| 5 | SONG Jong Sun | D | 90 | | | | | | 1 | | | | |
| 8 | KIL Son Hui | F | 90 | | | | | 3 | 3 | | | | |
| 9 | RI Un Suk | M | 90 | | | 1/2 | | | 1 | | | | |
| 10 | RI Kum Suk (C) | F | 90 | | | 2/3 | 0/1 | 1 | 2 | | | | |
| 11 | RI Un Gyong | M | 90 | | | 0/1 | | | 2 | | | | |
| 15 | SONU Kyong Sun | D | 90 | | | | | | | | | | |
| 16 | KONG Hye Ok | D | 90 | | | | | | | | | | |
| 17 | KIM Yong Ae | F | 69 | | | 0/1 | | 1 | | | | | |
| Substitutes | | | | | | | | | | | | | |
| 6 | KIM Ok Sim | F | 1 | | | | | | | | | | |
| 7 | HO Sun Hui | M | 21 | | | | | | | | | | |
| Totals | | | | | 1 | | 5/10 | 0/1 | 7 | 11 | | | |

| NGR - Nigeria | | | | | | | | | | | | | |
|--------------------|---------------------|-----|-----|----|----|------|----|-------|----|---|------|---|--|
| No. | Name | Pos | Min | GF | GA | SG/S | PK | Fouls | | Y | 2Y=R | R | |
| | | | | | | | | FC | FS | | | | |
| 1 | DEDE Precious | GK | 90 | | 1 | | | | | | | | |
| 2 | EKPO Efiowan | D | 90 | | | | | 1 | | | | | |
| 4 | NKWOCHA Perpetua | M | 90 | | | 2/2 | | 2 | 2 | | | | |
| 7 | MBACHU Stella | M | 62 | | | | | | | | | | |
| 8 | CHIEJINE Ifeanyi | F | 90 | | | 0/1 | | 1 | | | | | |
| 10 | CHIKWELU Rita | D | 90 | | | 0/1 | | 2 | 1 | | | | |
| 11 | COLE Lilian | D | 45 | | | | | | | | | | |
| 12 | UWAK Cynthia | F | 90 | | | | | | 1 | | | | |
| 13 | GEORGE Christie (C) | F | 90 | | | | | 1 | | | | | |
| 14 | IKIDI Faith | M | 90 | | | | | | 1 | | | | |
| 16 | JEROME Ulunma | D | 90 | | | | | 1 | 1 | | | | |
| Substitutes | | | | | | | | | | | | | |
| 5 | EBI Onome | F | 45 | | | 1/1 | | 2 | | | | | |
| 9 | MICHAEL Sarah | M | 28 | | | 2/2 | | 1 | | | | | |
| Totals | | | | | 1 | 5/7 | | 11 | 6 | | | | |

| Legend: | | | | | |
|---------|----------------------------------|------|-----------------------------|----|------------------------|
| -nn | Time when player substituted out | (C) | Captain | | |
| +nn | Time when player substituted in | 2Y=R | 2nd Yellow = Red Card | D | Defender |
| F | Forward | FC | Fouls Committed | GA | Goals Against |
| GF | Goals For | GK | Goalkeeper | M | Midfielder |
| Min | Minutes Played | PK | Penalty Kicks (Goals/Shots) | R | Expulsions (Red Cards) |
| SG/S | Shots on Goal/Shots | Y | Cautions (Yellow Cards) | | |

MATCH REPORT

比赛报告 / RAPPORT DE MATCH

JPN - NZL
2:2 (0:1)

Attendance: 10,270

Match Officials:

Referee: MITCHELL Deidre (RSA)
4th Official: DAMKOVA Dagmar (CZE)
Match Commissioner: THEUNE Tina (GER)

Assistant Referee 1: NDAH Tempa (BEN)
Assistant Referee 2: MASILELA Nomvula (RSA)
General Coordinator: COMNINOS Patrick (GRE)

Goals Scored:

YALLOP Kirsty (NZL) 37', HEARN Amber (NZL) 56' penalty goal, MIYAMA Aya (JPN) 72' penalty goal, SAWA Homare (JPN) 86'

JPN - Japan

[1] FUKUMOTO Miho (GK)
[2] KINGA Yukari
[4] IWASHIMIZU Azusa
[5] YANAGITA Miyuki
[7] ANDO Kozue (-82')
[8] MIYAMA Aya
[10] SAWA Homare (C)
[11] OHNO Shinobu (-79')
[14] YANO Kyoko
[15] SAKAGUCHI Mizuho
[17] NAGASATO Yuki

Substitutes:

[3] IKEDA Hiromi
[6] KATO Tomoe
[9] ARAKAWA Eriko (+79')
[12] MARUYAMA Karina (+82')
[13] HARA Ayumi
[16] UTSUGI Rumi
[18] KAIHORI Ayumi (GK)

Coach: SASAKI Norio (JPN)

Cautions:

MOORWOOD Hayley (NZL) 30', SAKAGUCHI Mizuho (JPN) 54', IWASHIMIZU Azusa (JPN) 56'

Expulsions:

None

Additional Time:

first half: 1 min., second half: 3 min.

NZL - New Zealand

[1] BINDON Jenny (GK)
[2] PERCIVAL Ria
[4] HOYLE Katie (-79')
[5] ERCEG Abby
[6] SMITH Rebecca
[7] RILEY Alexandra
[8] MOORWOOD Hayley (C)
[9] HEARN Amber (-87')
[11] YALLOP Kirsty
[15] KETE Emma (-70')
[17] OOSTDAM Marlies

Substitutes:

[3] GREEN Anna
[10] McCOLL Emily (+79')
[12] SMITH Merissa
[13] TEGG Rebecca (+87')
[14] HILL Kristy
[16] LEOTA Renee (+70')
[18] HOWARD Rachel (GK)

Coach: HERDMAN John (GBR)



MATCH REPORT

比赛报告 / RAPPORT DE MATCH

JPN - NZL
2:2 (0:1)

Attendance: 10,270

JPN - Japan

12
7
8
4
4
1
5
0
2
0
0
0
59%
28

STATISTICS

Shots 3
 Shots on Goal 3
 Fouls 16
 Corner Kicks 1
 Free Kicks 2
 Penalty Kicks 1
 Offsides 4
 Own Goals 0
 Cautions (Yellow Cards) 1
 Expulsions (2nd Yellow) 0
 Expulsions (Red Cards) 0
 Ball Possession 41%
 Actual Playing Time 19

NZL - New Zealand

3
3
16
1
2
1
4
0
1
0
0
41%
19

| JPN - Japan | | | | | | | | | | | | | |
|--------------------|------------------|-----|-----|----|----|------|------|-------|----|----|------|---|--|
| No. | Name | Pos | Min | GF | GA | SG/S | PK | Fouls | | Y | 2Y=R | R | |
| | | | | | | | | FC | FS | | | | |
| 1 | FUKUMOTO Miho | GK | 90 | | 2 | | | | | | | | |
| 2 | KINGA Yukari | D | 90 | | | 1/1 | | | 1 | | | | |
| 4 | IWASHIMIZU Azusa | D | 90 | | | | | 1 | 1 | 1 | | | |
| 5 | YANAGITA Miyuki | M | 90 | | | | | 1 | | | | | |
| 7 | ANDO Kozue | D | 82 | | | | | 1 | 2 | | | | |
| 8 | MIYAMA Aya | M | 90 | 1 | | 2/2 | 1/1 | | 2 | | | | |
| 10 | SAWA Homare (C) | M | 90 | 1 | | 1/1 | | 3 | 2 | | | | |
| 11 | OHNO Shinobu | F | 79 | | | 2/4 | | | 2 | | | | |
| 14 | YANO Kyoko | D | 90 | | | | | | 1 | | | | |
| 15 | SAKAGUCHI Mizuho | M | 90 | | | 1/4 | | | 3 | 1 | | | |
| 17 | NAGASATO Yuki | F | 90 | | | | | 1 | 1 | | | | |
| Substitutes | | | | | | | | | | | | | |
| 9 | ARAKAWA Eriko | F | 11 | | | | | 1 | 1 | | | | |
| 12 | MARUYAMA Karina | F | 8 | | | | | | 1 | | | | |
| Totals | | | | | 2 | 2 | 7/12 | 1/1 | 8 | 17 | 2 | | |

| NZL - New Zealand | | | | | | | | | | | | | |
|--------------------|---------------------|-----|-----|----|----|------|-----|-------|----|---|------|---|--|
| No. | Name | Pos | Min | GF | GA | SG/S | PK | Fouls | | Y | 2Y=R | R | |
| | | | | | | | | FC | FS | | | | |
| 1 | BINDON Jenny | GK | 90 | | 2 | | | | | | | | |
| 2 | PERCIVAL Ria | D | 90 | | | | | 3 | | | | | |
| 4 | HOYLE Katie | M | 79 | | | | | 2 | 3 | | | | |
| 5 | ERCEG Abby | D | 90 | | | | | | | | | | |
| 6 | SMITH Rebecca | D | 90 | | | | | | 1 | | | | |
| 7 | RILEY Alexandra | F | 90 | | | 1/1 | | | 1 | | | | |
| 8 | MOORWOOD Hayley (C) | M | 90 | | | 1/1 | | 3 | 1 | 1 | | | |
| 9 | HEARN Amber | F | 87 | 1 | | | 1/1 | 1 | 1 | | | | |
| 11 | YALLOP Kirsty | M | 90 | 1 | | 1/1 | | | | | | | |
| 15 | KETE Emma | F | 70 | | | | | 2 | | | | | |
| 17 | OOSTDAM Marlies | D | 90 | | | | | 4 | 1 | | | | |
| Substitutes | | | | | | | | | | | | | |
| 10 | McCOLL Emily | M | 11 | | | | | 1 | 1 | | | | |
| 13 | TEGG Rebecca | F | 3 | | | | | | | | | | |
| 16 | LEOTA Renee | F | 20 | | | | | | | | | | |
| Totals | | | | | 2 | 2 | 3/3 | 1/1 | 16 | 8 | 1 | | |

| | | | | | | |
|----------------|-----|----------------------------------|------|-----------------------|------|---------------------|
| Legend: | -nn | Time when player substituted out | (C) | Captain | | |
| | +nn | Time when player substituted in | 2Y=R | 2nd Yellow = Red Card | D | Defender |
| | F | Forward | FC | Fouls Committed | GA | Goals Against |
| | GF | Goals For | GK | Goalkeeper | Min | Minutes Played |
| | PK | Penalty Kicks (Goals/Shots) | Pos | Position | SG/S | Shots on Goal/Shots |
| | Y | Cautions (Yellow Cards) | | | | |

MATCH REPORT

比赛报告 / RAPPORT DE MATCH

NOR - USA
2:0 (2:0)

Attendance: 17,673

Match Officials:

Referee: PETIGNAT Nicole (SUI)
4th Official: DAMKOVA Dagmar (CZE)
Match Commissioner: ADOUM Djibrine (CHA)

Assistant Referee 1: CINI Cristina (ITA)
Assistant Referee 2: VIVES SOLANA Karine (FRA)
General Coordinator: COMNINOS Patrick (GRE)

Goals Scored:

LARSEN KAURIN Leni (NOR) 2', WIJK Melissa (NOR) 4'

NOR - Norway

[1] SKARBOE Erika (GK)
[2] STANGELAND HORPEST. Ane (C)
[3] FOLSTAD Gunhild
[4] STENSLAND Ingvild
[6] KNUTSEN Marie (-88')
[7] RONNING Trine
[8] GULBRANDSEN Solveig
[10] WIJK Melissa (-69')
[11] LARSEN KAURIN Leni (-68')
[12] FIANE CHRISTENSEN Marit
[13] STORLOKKEN Lene

Substitutes:

[5] NORDBY Siri (+88')
[9] HERLOVSEN Isabell
[14] KNUTSEN Guro (+68')
[15] SKAMMELSRUD LUND Marita
[16] THORSNES Elise
[17] MYKJAALAND Lene (+69')
[18] NILSEN Christine (GK)

Coach: BERNTSEN Bjarne (NOR)

Cautions:

None

Expulsions:

None

Additional Time:

first half: 0 min., second half: 3 min.

USA - United States

[1] SOLO Hope (GK)
[2] MITTS Heather
[3] RAMPONE Christie (C)
[5] TARPLEY Lindsay (-46')
[6] KAI Natasha
[7] BOXX Shannon
[9] O REILLY Heather
[11] LLOYD Carli
[15] MARKGRAF Kate
[16] HUCLES Angela
[17] CHALUPNY Lori (-15')

Substitutes:

[4] BUEHLER Rachel
[8] RODRIGUEZ Amy (+46')
[10] WAGNER Aly
[12] CHENEY Lauren
[13] HEATH Tobin (+78')
[14] COX Stephanie (+15', -78')
[18] BARNHART Nicole (GK)

Coach: SUNDHAGE Pia (SWE)



MATCH REPORT

比赛报告 / RAPPORT DE MATCH

NOR - USA
2:0 (2:0)

Attendance: 17,673

NOR - Norway

12
6
11
1
0
0
3
0
0
0
0
0
0
41%
20

STATISTICS

Shots 20
 Shots on Goal 11
 Fouls 12
 Corner Kicks 4
 Free Kicks 1
 Penalty Kicks 0
 Offsides 2
 Own Goals 0
 Cautions (Yellow Cards) 0
 Expulsions (2nd Yellow) 0
 Expulsions (Red Cards) 0
 Ball Possession 59%
 Actual Playing Time 29

USA - United States

20
11
12
4
1
0
2
0
0
0
0
59%
29

| NOR - Norway | | | | | | | | | | | | |
|--------------------|-----------------------------|-----|-----|----|----|------|------|-------|----|---|------|---|
| No. | Name | Pos | Min | GF | GA | SG/S | PK | Fouls | | Y | 2Y=R | R |
| | | | | | | | | FC | FS | | | |
| 1 | SKARBOE Erika | GK | 90 | | | | | | | | | |
| 2 | STANGELAND HORPEST. Ane (C) | D | 90 | | | | | | | | | |
| 3 | FOLSTAD Gunhild | D | 90 | | | | | 1 | | | | |
| 4 | STENSLAND Ingvild | M | 90 | | | 0/1 | | 1 | | | | |
| 6 | KNUTSEN Marie | M | 87 | | | 1/1 | | 2 | 2 | | | |
| 7 | RONNING Trine | D | 90 | | | | | | 1 | | | |
| 8 | GULBRANDSEN Solveig | F | 90 | | | 2/4 | | 1 | 3 | | | |
| 10 | WIJK Melissa | F | 68 | 1 | | 2/3 | | 4 | 1 | | | |
| 11 | LARSEN KAURIN Leni | F | 67 | 1 | | 1/2 | | | 1 | | | |
| 12 | FIANE CHRISTENSEN Marit | D | 90 | | | 0/1 | | | 2 | | | |
| 13 | STORLOKKEN Lene | M | 90 | | | | | 2 | 1 | | | |
| Substitutes | | | | | | | | | | | | |
| 5 | NORDBY Siri | D | 3 | | | | | | | | | |
| 14 | KNUTSEN Guro | F | 23 | | | | | | | | | |
| 17 | MYKJAALAND Lene | F | 22 | | | | | | 1 | | | |
| Totals | | | | | 2 | | 6/12 | 11 | 12 | | | |

| USA - United States | | | | | | | | | | | | |
|---------------------|----------------------|-----|-----|----|----|-------|----|-------|----|---|------|---|
| No. | Name | Pos | Min | GF | GA | SG/S | PK | Fouls | | Y | 2Y=R | R |
| | | | | | | | | FC | FS | | | |
| 1 | SOLO Hope | GK | 90 | | 2 | | | | | | | |
| 2 | MITTS Heather | D | 90 | | | | | 1 | 2 | | | |
| 3 | RAMPONE Christie (C) | D | 90 | | | | | | 2 | | | |
| 5 | TARPLEY Lindsay | M | 46 | | | 1/1 | | | | | | |
| 6 | KAI Natasha | F | 90 | | | 1/3 | | | 2 | | | |
| 7 | BOXX Shannon | M | 90 | | | 2/3 | | 4 | 1 | | | |
| 9 | O REILLY Heather | M | 90 | | | 0/3 | | | 2 | | | |
| 11 | LLOYD Carli | M | 90 | | | 4/5 | | 5 | | | | |
| 15 | MARKGRAF Kate | D | 90 | | | 0/1 | | | | | | |
| 16 | HUCLES Angela | M | 90 | | | 3/4 | | 1 | | | | |
| 17 | CHALUPNY Lori | D | 15 | | | | | | | | | |
| Substitutes | | | | | | | | | | | | |
| 8 | RODRIGUEZ Amy | F | 44 | | | | | | 1 | | | |
| 13 | HEATH Tobin | M | 12 | | | | | 1 | | | | |
| 14 | COX Stephanie | D | 63 | | | | | | | | | |
| Totals | | | | | 2 | 11/20 | | 12 | 10 | | | |

| | | | | | | |
|----------------|-----|----------------------------------|------|------------------------|------|---------------------|
| Legend: | -nn | Time when player substituted out | (C) | Captain | | |
| | +nn | Time when player substituted in | 2Y=R | 2nd Yellow = Red Card | D | Defender |
| | F | Forward | FC | Fouls Committed | GA | Goals Against |
| | GF | Goals For | GK | Goalkeeper | Min | Minutes Played |
| | PK | Penalty Kicks (Goals/Shots) | Pos | Position | SG/S | Shots on Goal/Shots |
| | Y | Cautions (Yellow Cards) | | R | | |
| | | | | Expulsions (Red Cards) | | |

MATCH REPORT

比赛报告 / RAPPORT DE MATCH

SWE - ARG
1:0 (0:0)

Attendance: 38,293

Match Officials:

Referee: FERREIRA-JAMES Dianne (GUY)
4th Official: PETIGNAT Nicole (SUI)
Match Commissioner: RAKHIMOV Bakhtier (UZB)

Assistant Referee 1: MUNOZ Rita (MEX)
Assistant Referee 2: CHAVEZ Mayte (MEX)
General Coordinator: TINOCO Rafael (GUA)

Goals Scored:

FISCHER Nilla (SWE) 58'

SWE - Sweden

[1] LINDAHL Hedvig (GK)
[4] PAULSON Anna
[5] SEGER Caroline (-80')
[6] THUNEBRO Sara
[7] LARSSON Sara
[8] SCHELIN Lotta
[11] SVENSSON Victoria (C)
[13] OSTBERG Frida
[15] SJOGRAN Therese (-71')
[17] ROHLIN Charlotte (-91')
[18] FISCHER Nilla

Substitutes:

[2] WESTBERG Karolina
[3] SEGERSTROM Stina (+91')
[9] LANDSTROM Jessica (+80')
[10] ALMGREN Johanna
[12] JONSSON Caroline (GK)
[14] OQVIST Josefine
[16] FORSBERG Linda (+71')

Coach: DENNERBY Thomas (SWE)

Cautions:

None

Expulsions:

None

Additional Time:

first half: 1 min., second half: 3 min.

ARG - Argentina

[18] CORREA Vanina (GK)
[2] GONZALEZ Eva
[4] MANDRILE Florencia
[5] GEREZ Marisa (C)
[6] CHAVEZ Gabriela (-46' HT)
[7] MANICLER Ludmila
[10] CORONEL Mariela
[11] VALLEJOS Fabiana
[13] QUINONES Maria
[15] PEREYRA Mercedes (-58')
[16] BLANCO Maria (-62')

Substitutes:

[1] CALELLO Guadalupe (GK)
[3] ARRIEN Yesica (+46' HT)
[8] MENDIETA Emilia (+58')
[9] POTASSA Maria (+62')
[12] CARDONE Daiana
[14] OJEDA Andrea
[17] ALMEIDA Analia

Coach: BORRELLO Jose Carlos (ARG)

MATCH REPORT

比赛报告 / RAPPORT DE MATCH

SWE - ARG
1:0 (0:0)

Attendance: 38,293

SWE - Sweden

18
11
11
9
2
0
1
0
0
0
0
0
56%
27

STATISTICS

Shots 6
Shots on Goal 5
Fouls 12
Corner Kicks 4
Free Kicks 1
Penalty Kicks 0
Offsides 2
Own Goals 0
Cautions (Yellow Cards) 0
Expulsions (2nd Yellow) 0
Expulsions (Red Cards) 0
Ball Possession 44%
Actual Playing Time 21

ARG - Argentina

6
5
12
4
1
0
2
0
0
0
0
44%
21

| SWE - Sweden | | | | | | | | | | | | |
|--------------------|-----------------------|-----|-----|----|----|------|-------|-------|----|---|------|---|
| No. | Name | Pos | Min | GF | GA | SG/S | PK | Fouls | | Y | 2Y=R | R |
| | | | | | | | | FC | FS | | | |
| 1 | LINDAHL Hedvig | GK | 90 | | | | | | | | | |
| 4 | PAULSON Anna | D | 90 | | | | | 2 | | | | |
| 5 | SEGER Caroline | M | 80 | | | 2/2 | | | 3 | | | |
| 6 | THUNEBRO Sara | D | 90 | | | 1/2 | | | 4 | | | |
| 7 | LARSSON Sara | D | 90 | | | | | | | | | |
| 8 | SHELIN Lotta | F | 90 | | | 3/3 | | 1 | 1 | | | |
| 11 | SVENSSON Victoria (C) | F | 90 | | | 2/3 | | 2 | 2 | | | |
| 13 | OSTBERG Frida | D | 90 | | | 1/2 | | 1 | 2 | | | |
| 15 | SJOGRAN Therese | M | 71 | | | 1/2 | | 1 | 1 | | | |
| 17 | ROHLIN Charlotte | D | 89 | | | | | 1 | | | | |
| 18 | FISCHER Nilla | M | 90 | 1 | | 1/4 | | 3 | | | | |
| Substitutes | | | | | | | | | | | | |
| 3 | SEGERSTROM Stina | D | 1 | | | | | | | | | |
| 9 | LANDSTROM Jessica | F | 10 | | | | | | | | | |
| 16 | FORSBERG Linda | M | 19 | | | | | | | | | |
| Totals | | | | | 1 | | 11/18 | 11 | 13 | | | |

| ARG - Argentina | | | | | | | | | | | | |
|--------------------|--------------------|-----|-----|----|----|------|----|-------|----|---|------|---|
| No. | Name | Pos | Min | GF | GA | SG/S | PK | Fouls | | Y | 2Y=R | R |
| | | | | | | | | FC | FS | | | |
| 18 | CORREA Vanina | GK | 90 | | 1 | | | | | | | |
| 2 | GONZALEZ Eva | D | 90 | | | | | | | | | |
| 4 | MANDRILE Florencia | M | 90 | | | | | 1 | | | | |
| 5 | GEREZ Marisa (C) | D | 90 | | | | | 1 | | | | |
| 6 | CHAVEZ Gabriela | D | 45 | | | | | | 1 | | | |
| 7 | MANICLER Ludmila | F | 90 | | | | | 2 | 4 | | | |
| 10 | CORONEL Mariela | M | 90 | | | 3/3 | | 3 | | | | |
| 11 | VALLEJOS Fabiana | M | 90 | | | 1/1 | | 1 | 3 | | | |
| 13 | QUINONES Maria | M | 90 | | | | | 3 | 3 | | | |
| 15 | PEREYRA Mercedes | F | 58 | | | | | | 1 | | | |
| 16 | BLANCO Maria | M | 62 | | | | | 1 | | | | |
| Substitutes | | | | | | | | | | | | |
| 3 | ARRIEN Yesica | D | 45 | | | | | | | | | |
| 8 | MENDIETA Emilia | F | 32 | | | | | | | | | |
| 9 | POTASSA Maria | F | 28 | | | 1/2 | | | | | | |
| Totals | | | | | 1 | 5/6 | | 12 | 12 | | | |

| Legend: | | | | | |
|---------|----------------------------------|----|-----------------------------|-----------------------|----|
| -nn | Time when player substituted out | | (C) | Captain | |
| +nn | Time when player substituted in | | 2Y=R | 2nd Yellow = Red Card | D |
| F | Forward | FC | Fouls Committed | Fouls Suffered | GA |
| GF | Goals For | GK | Goalkeeper | HT | M |
| Min | Minutes Played | PK | Penalty Kicks (Goals/Shots) | Pos | R |
| SG/S | Shots on Goal/Shots | Y | Cautions (Yellow Cards) | | |

MATCH REPORT

比赛报告 / RAPPORT DE MATCH

CAN - CHN
1:1 (1:1)

Attendance: 52,600

Match Officials:

Referee: DAMKOVA Dagmar (CZE)
4th Official: PETIGNAT Nicole (SUI)
Match Commissioner: NSEKERA Lydia (BDI)

Assistant Referee 1: MIRT Irina (ROU)
Assistant Referee 2: NADOLSKA Katarzyna (POL)
General Coordinator: TINOCO Rafael (GUA)

Goals Scored:

SINCLAIR Christine (CAN) 34', XU Yuan (CHN) 36'

CAN - Canada

[18] McLEOD Erin (GK)
[3] ZURRER Emily
[4] RUSTAD Clare
[6] SCHMIDT Sophie
[7] WILKINSON Rhian
[8] MATHESON Diana (-74')
[9] CHAPMAN Candace
[10] FRANKO Martina
[11] HERMUS Randee (-63')
[12] SINCLAIR Christine (C)
[15] LANG Kara (-90')

Substitutes:

[1] LeBLANC Karina (GK)
[2] ROBINSON Jodi-Ann (+74')
[5] GAYLE Robyn
[13] WALSH Amy
[14] TANCREDI Melissa
[16] FILIGNO Jonelle (+90')
[17] TIMKO Brittany (+63')

Coach: PELLERUD Even (NOR)

Cautions:

ZHANG Yanru (CHN) 87', ZURRER Emily (CAN) 87'

Expulsions:

None

Additional Time:

first half: 0 min., second half: 5 min.

CHN - China

[1] ZHANG Yanru (GK)
[3] LI Jie (C)
[4] ZHANG Ying
[5] WENG Xinzhi
[6] ZHANG Na
[7] BI Yan
[8] XU Yuan
[11] PU Wei (-46' HT)
[12] LOU Jiahui (-88')
[14] LIU Huana (-73')
[15] ZHOU Gaoping

Substitutes:

[2] YUAN Fan
[9] HAN Duan
[10] LIU Sa (+88')
[13] JIANG Shuai
[16] WANG Dandan (+73')
[17] GU Yasha (+46' HT)
[18] HAN Wenxia (GK)

Coach: SHANG Ruihua (CHN)

MATCH REPORT

比赛报告 / RAPPORT DE MATCH

CAN - CHN
1:1 (1:1)

Attendance: 52,600

CAN - Canada

20
12
6
5
1
0
5
0
1
0
0
50%
24

STATISTICS

Shots
Shots on Goal
Fouls
Corner Kicks
Free Kicks
Penalty Kicks
Offsides
Own Goals
Cautions (Yellow Cards)
Expulsions (2nd Yellow)
Expulsions (Red Cards)
Ball Possession
Actual Playing Time

CHN - China

10
4
2
1
0
0
3
0
1
0
0
50%
24

| CAN - Canada | | | | | | | | | | | | |
|--------------------|------------------------|-----|-----|----|----|------|-------|-------|----|---|------|---|
| No. | Name | Pos | Min | GF | GA | SG/S | PK | Fouls | | Y | 2Y=R | R |
| | | | | | | | | FC | FS | | | |
| 18 | McLEOD Erin | GK | 90 | | 1 | | | | | | | |
| 3 | ZURRER Emily | D | 90 | | | | | 1 | | 1 | | |
| 4 | RUSTAD Clare | M | 90 | | | 0/1 | | 1 | 1 | | | |
| 6 | SCHMIDT Sophie | M | 90 | | | | | 1 | | | | |
| 7 | WILKINSON Rhian | M | 90 | | | 3/3 | | | | | | |
| 8 | MATHESON Diana | M | 74 | | | 1/2 | | 1 | | | | |
| 9 | CHAPMAN Candace | D | 90 | | | 1/1 | | | | | | |
| 10 | FRANKO Martina | D | 90 | | | | | | | | | |
| 11 | HERMUS Randee | D | 63 | | | 0/1 | | | | | | |
| 12 | SINCLAIR Christine (C) | F | 90 | 1 | | 5/7 | | | | | | |
| 15 | LANG Kara | F | 89 | | | 2/5 | | 1 | 1 | | | |
| Substitutes | | | | | | | | | | | | |
| 2 | ROBINSON Jodi-Ann | F | 16 | | | | | 1 | | | | |
| 16 | FILIGNO Jonelle | F | 1 | | | | | | | | | |
| 17 | TIMKO Brittany | M | 27 | | | | | | | | | |
| Totals | | | | | 1 | 1 | 12/20 | 6 | 2 | 1 | | |

| CHN - China | | | | | | | | | | | | |
|--------------------|--------------|-----|-----|----|----|------|------|-------|----|---|------|---|
| No. | Name | Pos | Min | GF | GA | SG/S | PK | Fouls | | Y | 2Y=R | R |
| | | | | | | | | FC | FS | | | |
| 1 | ZHANG Yanru | GK | 90 | | 1 | | | | | 1 | | |
| 3 | LI Jie (C) | D | 90 | | | | | | 1 | | | |
| 4 | ZHANG Ying | D | 90 | | | | | 1 | | | | |
| 5 | WENG Xinzhi | D | 90 | | | | | 1 | | | | |
| 6 | ZHANG Na | M | 90 | | | | | | 1 | | | |
| 7 | BI Yan | M | 90 | | | 2/3 | | | | | | |
| 8 | XU Yuan | F | 90 | 1 | | 2/2 | | | 1 | | | |
| 11 | PU Wei | D | 45 | | | 0/2 | | | | | | |
| 12 | LOU Jiahui | M | 88 | | | 0/1 | | | 2 | | | |
| 14 | LIU Huana | D | 73 | | | | | | | | | |
| 15 | ZHOU Gaoping | D | 90 | | | | | | | | | |
| Substitutes | | | | | | | | | | | | |
| 10 | LIU Sa | F | 2 | | | 0/1 | | | | | | |
| 16 | WANG Dandan | M | 17 | | | 0/1 | | | | | | |
| 17 | GU Yasha | M | 45 | | | | | | | | | |
| Totals | | | | | 1 | 1 | 4/10 | 2 | 5 | 1 | | |

| Legend: | | | | | |
|---------|----------------------------------|------|-----------------------------|-----|------------------------|
| -nn | Time when player substituted out | (C) | Captain | | |
| +nn | Time when player substituted in | 2Y=R | 2nd Yellow = Red Card | D | Defender |
| F | Forward | FC | Fouls Committed | GA | Goals Against |
| GF | Goals For | GK | Goalkeeper | HT | Half-time |
| Min | Minutes Played | PK | Penalty Kicks (Goals/Shots) | Pos | Position |
| SG/S | Shots on Goal/Shots | Y | Cautions (Yellow Cards) | R | Expulsions (Red Cards) |

MATCH REPORT

比赛报告 / RAPPORT DE MATCH

NGR - GER
0:1 (0:0)

Attendance: 19,266

Match Officials:

Referee: PALMQVIST Jenny (SWE)
4th Official: MITCHELL Deidre (RSA)
Match Commissioner: KOH John (SIN)

Assistant Referee 1: CARO Helen (SWE)
Assistant Referee 2: STEINLUND Hege (NOR)
General Coordinator: PUCCI Stefano (ITA)

Goals Scored:

STEGEMANN Kerstin (GER) 64'

NGR - Nigeria

[1] DEDE Precious (GK)
[2] EKPO Efiowan
[4] NKWOCHA Perpetua
[5] EBI Onome
[8] CHIEJINE Ifeanyi (-85')
[9] MICHAEL Sarah
[10] CHIKWELU Rita
[12] UWAK Cynthia (-70')
[13] GEORGE Christie (C)
[14] IKIDI Faith
[16] JEROME Ulunma

Substitutes:

[3] YUSUF Ayisat
[6] AJAYI Kikelomo
[7] MBACHU Stella (+70')
[11] COLE Lilian
[15] ISHOLA Tawa (+85')
[17] EDUVIERE Edith
[18] OLUHEI Tochukwu (GK)

Coach: LADIPO Joseph (NGR)

Cautions:

BRESONIK Linda (GER) 31', EBI Onome (NGR) 33'

Expulsions:

None

Additional Time:

first half: 3 min., second half: 3 min.

GER - Germany

[1] ANGERER Nadine (GK)
[2] STEGEMANN Kerstin
[5] KRAHN Annike
[6] BRESONIK Linda
[7] BEHRINGER Melanie
[8] SMISEK Sandra (-62')
[9] PRINZ Birgit (C)
[10] LINGOR Renate
[14] LAUDEHR Simone (-64')
[17] HINGST Ariane
[18] GAREFREKES Kerstin

Substitutes:

[3] BARTUSIAK Saskia
[4] PETER Babett
[11] MITTAG Anja (+62')
[12] HOLL Ursula (GK)
[13] OKOYINO DA MBABI Celia (+64')
[15] BAJRAMAJ Fatmire
[16] POHLERS Conny

Coach: NEID Silvia (GER)

MATCH REPORT

比赛报告 / RAPPORT DE MATCH

NGR - GER
0:1 (0:0)

Attendance: 19,266

NGR - Nigeria

13
6
16
2
1
0
4
0
1
0
0
48%
21

STATISTICS

Shots
Shots on Goal
Fouls
Corner Kicks
Free Kicks
Penalty Kicks
Offsides
Own Goals
Cautions (Yellow Cards)
Expulsions (2nd Yellow)
Expulsions (Red Cards)
Ball Possession
Actual Playing Time

GER - Germany

15
6
10
7
0
0
2
0
1
0
0
52%
23

| NGR - Nigeria | | | | | | | | | | | | |
|--------------------|---------------------|-----|-----|----|----|------|----|-------|----|---|------|---|
| No. | Name | Pos | Min | GF | GA | SG/S | PK | Fouls | | Y | 2Y=R | R |
| | | | | | | | | FC | FS | | | |
| 1 | DEDE Precious | GK | 90 | | 1 | | | | | | | |
| 2 | EKPO Efiolanwan | D | 90 | | | 1/1 | | | 2 | | | |
| 4 | NKWOCHA Perpetua | M | 90 | | | 1/3 | | | | | | |
| 5 | EBI Onome | F | 90 | | | | | 5 | 1 | 1 | | |
| 8 | CHIEJINE Ifeanyi | F | 85 | | | | | 1 | 1 | | | |
| 9 | MICHAEL Sarah | M | 90 | | | 2/4 | | 1 | | | | |
| 10 | CHIKWELU Rita | D | 90 | | | 1/1 | | 3 | | | | |
| 12 | UWAK Cynthia | F | 70 | | | 0/2 | | 1 | 3 | | | |
| 13 | GEORGE Christie (C) | F | 90 | | | | | 3 | | | | |
| 14 | IKIDI Faith | M | 90 | | | 0/1 | | | 3 | | | |
| 16 | JEROME Ulunma | D | 90 | | | | | 1 | | | | |
| Substitutes | | | | | | | | | | | | |
| 7 | MBACHU Stella | M | 20 | | | | | | | | | |
| 15 | ISHOLA Tawa | M | 4 | | | 1/1 | | | | | | |
| Totals | | | | | 1 | 6/13 | | 16 | 10 | 1 | | |

| GER - Germany | | | | | | | | | | | | |
|--------------------|------------------------|-----|-----|----|----|------|----|-------|----|---|------|---|
| No. | Name | Pos | Min | GF | GA | SG/S | PK | Fouls | | Y | 2Y=R | R |
| | | | | | | | | FC | FS | | | |
| 1 | ANGERER Nadine | GK | 90 | | | | | | | | | |
| 2 | STEGEMANN Kerstin | D | 90 | 1 | | 1/1 | | | | | | |
| 5 | KRAHN Annike | D | 90 | | | 1/1 | | | 1 | | | |
| 6 | BRESONIK Linda | M | 90 | | | 0/1 | | 1 | | 1 | | |
| 7 | BEHRINGER Melanie | M | 90 | | | 0/1 | | 2 | 3 | | | |
| 8 | SMISEK Sandra | F | 62 | | | 1/1 | | | 1 | | | |
| 9 | PRINZ Birgit (C) | F | 90 | | | 1/2 | | 1 | 4 | | | |
| 10 | LINGOR Renate | M | 90 | | | 0/2 | | | 1 | | | |
| 14 | LAUDEHR Simone | M | 64 | | | 0/2 | | 4 | 3 | | | |
| 17 | HINGST Ariane | D | 90 | | | | | | | | | |
| 18 | GAREFREKES Kerstin | M | 90 | | | 0/1 | | | 3 | | | |
| Substitutes | | | | | | | | | | | | |
| 11 | MITTAG Anja | F | 28 | | | 2/2 | | 1 | | | | |
| 13 | OKOYINO DA MBABI Celia | M | 26 | | | 0/1 | | 1 | | | | |
| Totals | | | | | 1 | 6/15 | | 10 | 16 | 1 | | |

| Legend: | | | | | |
|---------|----------------------------------|------|-----------------------|------|---------------------|
| -nn | Time when player substituted out | (C) | Captain | | |
| +nn | Time when player substituted in | 2Y=R | 2nd Yellow = Red Card | D | Defender |
| F | Forward | FC | Fouls Committed | GA | Goals Against |
| GF | Goals For | GK | Goalkeeper | Min | Minutes Played |
| PK | Penalty Kicks (Goals/Shots) | Pos | Position | SG/S | Shots on Goal/Shots |
| Y | Cautions (Yellow Cards) | | | | |

MATCH REPORT

比赛报告 / RAPPORT DE MATCH

BRA - PRK
2:1 (2:0)

Attendance: 19,616

Match Officials:

Referee: NIU Huijun (CHN)
4th Official: MITCHELL Deidre (RSA)
Match Commissioner: ALUFURAI Martin (SOL)

Assistant Referee 1: LIU Hongjuan (CHN)
Assistant Referee 2: LIU Hsiu Mei (TPE)
General Coordinator: PUCCI Stefano (ITA)

Goals Scored:

DANIELA (BRA) 14', MARTA (BRA) 22', RI Kum Suk (PRK) 93'

BRA - Brazil

[1] ANDREIA (GK)
[2] SIMONE
[4] TANIA (C)
[5] RENATA COSTA
[6] MAYCON
[7] DANIELA (-94')
[8] FORMIGA
[10] MARTA
[11] CRISTIANE (-60')
[16] ERIKA
[18] ROSANA (-81')

Substitutes:

[3] ANDREIA ROSA
[9] ESTER (+81')
[12] BARBARA (GK)
[13] FRANCIELLE (+94')
[14] PRETINHA (+60')
[15] FABIANA
[17] MAURINE

Coach: BARCELLOS Jorge (BRA)

Cautions:

MARTA (BRA) 11', KIM Kyong Hwa (PRK) 27', RI Un Gyong (PRK) 47', DANIELA (BRA) 65', FORMIGA (BRA) 76'

Expulsions:

None

Additional Time:

first half: 2 min., second half: 4 min.

PRK - DPR Korea

[1] JON Myong Hui (GK)
[2] KIM Kyong Hwa (-86')
[3] OM Jong Ran
[5] SONG Jong Sun
[8] KIL Son Hui
[9] RI Un Suk
[10] RI Kum Suk (C)
[11] RI Un Gyong
[15] SONU Kyong Sun
[16] KONG Hye Ok
[17] KIM Yong Ae (-59')

Substitutes:

[4] JANG Yong Ok
[6] KIM Ok Sim (+86')
[7] HO Sun Hui (+59')
[12] RI Un Hyang
[13] YU Jong Hui
[14] JANG Il Ok
[18] HAN Hye Yong (GK)

Coach: KIM Kwang Min (PRK)

MATCH REPORT

比赛报告 / RAPPORT DE MATCH

BRA - PRK
2:1 (2:0)

Attendance: 19,616

BRA - Brazil

5
3
15
2
0
0
0
0
3
0
0
59%
29

STATISTICS

Shots
Shots on Goal
Fouls
Corner Kicks
Free Kicks
Penalty Kicks
Offsides
Own Goals
Cautions (Yellow Cards)
Expulsions (2nd Yellow)
Expulsions (Red Cards)
Ball Possession
Actual Playing Time

PRK - DPR Korea

10
8
12
4
0
0
0
0
2
0
0
41%
20

| BRA - Brazil | | | | | | | | | | | | |
|--------------------|--------------|-----|-----|----|----|------|-----|-------|----|----|------|---|
| No. | Name | Pos | Min | GF | GA | SG/S | PK | Fouls | | Y | 2Y=R | R |
| | | | | | | | | FC | FS | | | |
| 1 | ANDREIA | GK | 90 | | 1 | | | | | | | |
| 2 | SIMONE | D | 90 | | | | | | 2 | | | |
| 4 | TANIA (C) | D | 90 | | | | | | | | | |
| 5 | RENATA COSTA | D | 90 | | | | | 1 | 2 | | | |
| 6 | MAYCON | M | 90 | | | | | 1 | | | | |
| 7 | DANIELA | M | 89 | 1 | | 1/1 | | 2 | 1 | 1 | | |
| 8 | FORMIGA | M | 90 | | | 1/2 | | 4 | 4 | 1 | | |
| 10 | MARTA | F | 90 | 1 | | 1/2 | | 3 | 1 | 1 | | |
| 11 | CRISTIANE | F | 60 | | | | | 1 | | | | |
| 16 | ERIKA | D | 90 | | | | | 1 | 1 | | | |
| 18 | ROSANA | D | 81 | | | | | 1 | | | | |
| Substitutes | | | | | | | | | | | | |
| 9 | ESTER | M | 9 | | | | | | | | | |
| 13 | FRANCIELLE | M | 1 | | | | | | | | | |
| 14 | PRETINHA | F | 30 | | | | | 1 | | | | |
| Totals | | | | | 2 | 1 | 3/5 | | 15 | 11 | 3 | |

| PRK - DPR Korea | | | | | | | | | | | | |
|--------------------|----------------|-----|-----|----|----|------|------|-------|----|----|------|---|
| No. | Name | Pos | Min | GF | GA | SG/S | PK | Fouls | | Y | 2Y=R | R |
| | | | | | | | | FC | FS | | | |
| 1 | JON Myong Hui | GK | 90 | | 2 | | | | | | | |
| 2 | KIM Kyong Hwa | M | 86 | | | 3/3 | | 2 | 4 | 1 | | |
| 3 | OM Jong Ran | D | 90 | | | | | | 1 | | | |
| 5 | SONG Jong Sun | D | 90 | | | | | | 1 | | | |
| 8 | KIL Son Hui | F | 90 | | | | | 2 | 1 | | | |
| 9 | RI Un Suk | M | 90 | | | 0/1 | | 2 | 1 | | | |
| 10 | RI Kum Suk (C) | F | 90 | 1 | | 1/2 | | 1 | 2 | | | |
| 11 | RI Un Gyong | M | 90 | | | 3/3 | | 2 | 3 | 1 | | |
| 15 | SONU Kyong Sun | D | 90 | | | | | | | | | |
| 16 | KONG Hye Ok | D | 90 | | | 1/1 | | 2 | 1 | | | |
| 17 | KIM Yong Ae | F | 59 | | | | | 1 | | | | |
| Substitutes | | | | | | | | | | | | |
| 6 | KIM Ok Sim | F | 3 | | | | | | | | | |
| 7 | HO Sun Hui | M | 31 | | | | | | | | | |
| Totals | | | | | 1 | 2 | 8/10 | | 12 | 14 | 2 | |

| Legend: | | | | | |
|---------|----------------------------------|------|-----------------------|------|---------------------|
| -nn | Time when player substituted out | (C) | Captain | | |
| +nn | Time when player substituted in | 2Y=R | 2nd Yellow = Red Card | D | Defender |
| F | Forward | FC | Fouls Committed | GA | Goals Against |
| GF | Goals For | GK | Goalkeeper | Min | Minutes Played |
| PK | Penalty Kicks (Goals/Shots) | Pos | Position | SG/S | Shots on Goal/Shots |
| Y | Cautions (Yellow Cards) | | | | |

MATCH REPORT

比赛报告 / RAPPORT DE MATCH

USA - JPN
1:0 (1:0)

Attendance: 16,912

Match Officials:

Referee: KAMNUENG Pannipar (THA)
4th Official: BECK Christine (GER)
Match Commissioner: THEUNE Tina (GER)

Assistant Referee 1: SHAMSURI Widiya (MAS)
Assistant Referee 2: DAW KAW Ja (MYA)
General Coordinator: COMNINOS Patrick (GRE)

Goals Scored:

LLOYD Carli (USA) 27'

USA - United States

[1] SOLO Hope (GK)
[2] MITTS Heather
[3] RAMPONE Christie (C)
[5] TARPLEY Lindsay (-73')
[7] BOXX Shannon
[8] RODRIGUEZ Amy (-86')
[9] O REILLY Heather
[11] LLOYD Carli
[14] COX Stephanie (-83')
[15] MARKGRAF Kate
[16] HUCLES Angela

Substitutes:

[4] BUEHLER Rachel (+83')
[6] KAI Natasha (+86')
[10] WAGNER Aly
[12] CHENEY Lauren
[13] HEATH Tobin (+73')
[17] CHALUPNY Lori
[18] BARNHART Nicole (GK)

Coach: SUNDHAGE Pia (SWE)

Cautions:

SAWA Homare (JPN) 74'

Expulsions:

None

Additional Time:

first half: 1 min., second half: 3 min.

JPN - Japan

[1] FUKUMOTO Miho (GK)
[2] KINGA Yukari
[3] IKEDA Hiromi (C) (-82')
[4] IWASHIMIZU Azusa
[5] YANAGITA Miyuki
[7] ANDO Kozue (-62')
[8] MIYAMA Aya
[10] SAWA Homare
[11] OHNO Shinobu
[15] SAKAGUCHI Mizuho (-65')
[17] NAGASATO Yuki

Substitutes:

[6] KATO Tomoe
[9] ARAKAWA Eriko (+82')
[12] MARUYAMA Karina (+62')
[13] HARA Ayumi (+65')
[14] YANO Kyoko
[16] UTSUGI Rumi
[18] KAIHORI Ayumi (GK)

Coach: SASAKI Norio (JPN)



MATCH REPORT

比赛报告 / RAPPORT DE MATCH

USA - JPN
1:0 (1:0)

Attendance: 16,912

USA - United States

23
 11
 6
 10
 0
 0
 6
 0
 0
 0
 0
 0
 53%
 23

STATISTICS

Shots 12
 Shots on Goal 6
 Fouls 5
 Corner Kicks 4
 Free Kicks 2
 Penalty Kicks 0
 Offsides 2
 Own Goals 0
 Cautions (Yellow Cards) 1
 Expulsions (2nd Yellow) 0
 Expulsions (Red Cards) 0
 Ball Possession 47%
 Actual Playing Time 21

JPN - Japan

12
 6
 5
 4
 2
 0
 2
 0
 1
 0
 0
 47%
 21

| USA - United States | | | | | | | | | | | | |
|---------------------|----------------------|-----|-----|----|----|-------|----|-------|----|---|------|---|
| No. | Name | Pos | Min | GF | GA | SG/S | PK | Fouls | | Y | 2Y=R | R |
| | | | | | | | | FC | FS | | | |
| 1 | SOLO Hope | GK | 90 | | | | | | | | | |
| 2 | MITTS Heather | D | 90 | | | 1/1 | | 2 | | | | |
| 3 | RAMPONE Christie (C) | D | 90 | | | 1/3 | | | | | | |
| 5 | TARPLEY Lindsay | M | 73 | | | 1/2 | | | | | | |
| 7 | BOXX Shannon | M | 90 | | | 1/3 | | 2 | 1 | | | |
| 8 | RODRIGUEZ Amy | F | 86 | | | 1/4 | | 1 | | | | |
| 9 | O REILLY Heather | M | 90 | | | | | | | | | |
| 11 | LLOYD Carli | M | 90 | 1 | | 3/5 | | 1 | 2 | | | |
| 14 | COX Stephanie | D | 83 | | | | | | 1 | | | |
| 15 | MARKGRAF Kate | D | 90 | | | | | | | | | |
| 16 | HUCLES Angela | M | 90 | | | 3/4 | | | 1 | | | |
| Substitutes | | | | | | | | | | | | |
| 4 | BUEHLER Rachel | D | 7 | | | | | | | | | |
| 6 | KAI Natasha | F | 4 | | | 0/1 | | | | | | |
| 13 | HEATH Tobin | M | 17 | | | | | | | | | |
| Totals | | | | 1 | | 11/23 | | 6 | 5 | | | |

| JPN - Japan | | | | | | | | | | | | |
|--------------------|------------------|-----|-----|----|----|------|----|-------|----|---|------|---|
| No. | Name | Pos | Min | GF | GA | SG/S | PK | Fouls | | Y | 2Y=R | R |
| | | | | | | | | FC | FS | | | |
| 1 | FUKUMOTO Miho | GK | 90 | | 1 | | | | | | | |
| 2 | KINGA Yukari | D | 90 | | | 0/1 | | | | | | |
| 3 | IKEDA Hiromi (C) | D | 81 | | | | | | | | | |
| 4 | IWASHIMIZU Azusa | D | 90 | | | | | 1 | 1 | | | |
| 5 | YANAGITA Miyuki | M | 90 | | | | | | | | | |
| 7 | ANDO Kozue | D | 62 | | | | | 1 | | | | |
| 8 | MIYAMA Aya | M | 90 | | | 3/4 | | | | | | |
| 10 | SAWA Homare | M | 90 | | | 2/2 | | 2 | 1 | 1 | | |
| 11 | OHNO Shinobu | F | 90 | | | | | | 1 | | | |
| 15 | SAKAGUCHI Mizuho | M | 65 | | | | | 1 | | | | |
| 17 | NAGASATO Yuki | F | 90 | | | 0/2 | | | 3 | | | |
| Substitutes | | | | | | | | | | | | |
| 9 | ARAKAWA Eriko | F | 9 | | | | | | | | | |
| 12 | MARUYAMA Karina | F | 28 | | | 1/2 | | | | | | |
| 13 | HARA Ayumi | M | 25 | | | 0/1 | | | | | | |
| Totals | | | | | 1 | 6/12 | | 5 | 6 | 1 | | |

| | | | | | | |
|----------------|-----|----------------------------------|------|------------------------|------|---------------------|
| Legend: | -nn | Time when player substituted out | (C) | Captain | | |
| | +nn | Time when player substituted in | 2Y=R | 2nd Yellow = Red Card | D | Defender |
| | F | Forward | FS | Fouls Suffered | GA | Goals Against |
| | GF | Goals For | M | Midfielder | Min | Minutes Played |
| | PK | Penalty Kicks (Goals/Shots) | R | Expulsions (Red Cards) | SG/S | Shots on Goal/Shots |
| | Y | Cautions (Yellow Cards) | | | | |

MATCH REPORT

比赛报告 / RAPPORT DE MATCH

NZL - NOR
0:1 (0:1)

Attendance: 7,285

Match Officials:

Referee: ALVAREZ Estela (ARG)
4th Official: BECK Christine (GER)
Match Commissioner: ADOUM Djibrine (CHA)

Assistant Referee 1: LEYTON Marlene (PER)
Assistant Referee 2: ROCCO Maria (ARG)
General Coordinator: COMNINOS Patrick (GRE)

Goals Scored:

WIJK Melissa (NOR) 8'

NZL - New Zealand

[1] BINDON Jenny (GK)
[2] PERCIVAL Ria
[4] HOYLE Katie
[5] ERCEG Abby
[6] SMITH Rebecca
[7] RILEY Alexandra
[8] MOORWOOD Hayley (C)
[9] HEARN Amber (-82')
[11] YALLOP Kirsty
[15] KETE Emma (-88')
[17] OOSTDAM Marlies (-64')

Substitutes:

[3] GREEN Anna (+64')
[10] McCOLL Emily
[12] SMITH Merissa
[13] TEGG Rebecca (+82')
[14] HILL Kristy
[16] LEOTA Renee (+88')
[18] HOWARD Rachel (GK)

Coach: HERDMAN John (GBR)

Cautions:

None

Expulsions:

None

Additional Time:

first half: 1 min., second half: 2 min.

NOR - Norway

[1] SKARBOE Erika (GK)
[2] STANGELAND HORPEST. Ane (C)
[3] FOLSTAD Gunhild
[4] STENSLAND Ingvild
[5] NORDBY Siri
[6] KNUTSEN Marie
[8] GULBRANDSEN Solveig (-76')
[10] WIJK Melissa
[11] LARSEN KAURIN Leni (-60')
[12] FIANE CHRISTENSEN Marit
[13] STORLOKKEN Lene (-60')

Substitutes:

[7] RONNING Trine
[9] HERLOVSEN Isabell (+76')
[14] KNUTSEN Guro (+60')
[15] SKAMMELSRUD LUND Marita
[16] THORSNES Elise (+60')
[17] MYKJAALAND Lene
[18] NILSEN Christine (GK)

Coach: BERNTSEN Bjarne (NOR)



MATCH REPORT

比赛报告 / RAPPORT DE MATCH

NZL - NOR
0:1 (0:1)

Attendance: 7,285

NZL - New Zealand

7
2
7
4
1
0
0
0
0
0
0
0
0
0
0
0
47%
25

STATISTICS

Shots 5
 Shots on Goal 2
 Fouls 6
 Corner Kicks 1
 Free Kicks 0
 Penalty Kicks 0
 Offsides 2
 Own Goals 0
 Cautions (Yellow Cards) 0
 Expulsions (2nd Yellow) 0
 Expulsions (Red Cards) 0
 Ball Possession 53%
 Actual Playing Time 29

NOR - Norway

5
2
6
1
0
0
2
0
0
0
0
53%
29

| NZL - New Zealand | | | | | | | | | | | | |
|--------------------|---------------------|-----|-----|----|----|------|----|-------|----|---|------|---|
| No. | Name | Pos | Min | GF | GA | SG/S | PK | Fouls | | Y | 2Y=R | R |
| | | | | | | | | FC | FS | | | |
| 1 | BINDON Jenny | GK | 90 | | 1 | | | | | | | |
| 2 | PERCIVAL Ria | D | 90 | | | | | 1 | | | | |
| 4 | HOYLE Katie | M | 90 | | | | | 2 | 1 | | | |
| 5 | ERCEG Abby | D | 90 | | | 1/2 | | | | | | |
| 6 | SMITH Rebecca | D | 90 | | | 0/1 | | | | | | |
| 7 | RILEY Alexandra | F | 90 | | | | | | 2 | | | |
| 8 | MOORWOOD Hayley (C) | M | 90 | | | | | 1 | 2 | | | |
| 9 | HEARN Amber | F | 81 | | | 0/1 | | 1 | 1 | | | |
| 11 | YALLOP Kirsty | M | 90 | | | 1/1 | | 1 | | | | |
| 15 | KETE Emma | F | 88 | | | | | 1 | | | | |
| 17 | OOSTDAM Marlies | D | 64 | | | 0/1 | | | | | | |
| Substitutes | | | | | | | | | | | | |
| 3 | GREEN Anna | D | 26 | | | | | | | | | |
| 13 | TEGG Rebecca | F | 9 | | | 0/1 | | | | | | |
| 16 | LEOTA Renee | F | 2 | | | | | | | | | |
| Totals | | | | | 1 | 2/7 | | 7 | 6 | | | |

| NOR - Norway | | | | | | | | | | | | |
|--------------------|-----------------------------|-----|-----|----|----|------|----|-------|----|---|------|---|
| No. | Name | Pos | Min | GF | GA | SG/S | PK | Fouls | | Y | 2Y=R | R |
| | | | | | | | | FC | FS | | | |
| 1 | SKARBOE Erika | GK | 90 | | | | | | | | | |
| 2 | STANGELAND HORPEST. Ane (C) | D | 90 | | | | | | 1 | | | |
| 3 | FOLSTAD Gunhild | D | 90 | | | | | 1 | | | | |
| 4 | STENSLAND Ingvild | M | 90 | | | | | 2 | | | | |
| 5 | NORDBY Siri | D | 90 | | | | | 1 | | | | |
| 6 | KNUTSEN Marie | M | 90 | | | | | | 2 | | | |
| 8 | GULBRANDSEN Solveig | F | 76 | | | | | 2 | | | | |
| 10 | WIJK Melissa | F | 90 | 1 | | 1/2 | | | 2 | | | |
| 11 | LARSEN KAURIN Leni | F | 59 | | | 1/1 | | | | | | |
| 12 | FIANE CHRISTENSEN Marit | D | 90 | | | 0/1 | | | | | | |
| 13 | STORLOKKEN Lene | M | 60 | | | 0/1 | | | 1 | | | |
| Substitutes | | | | | | | | | | | | |
| 9 | HERLOVSEN Isabell | F | 14 | | | | | | | | | |
| 14 | KNUTSEN Guro | F | 31 | | | | | | | | | |
| 16 | THORSNES Elise | F | 30 | | | | | | | | | |
| Totals | | | | | 1 | 2/5 | | 6 | 6 | | | |

| | | | | |
|----------------|-----|----------------------------------|------|------------------------|
| Legend: | -nn | Time when player substituted out | (C) | Captain |
| | +nn | Time when player substituted in | 2Y=R | 2nd Yellow = Red Card |
| | F | Forward | FS | Fouls Suffered |
| | GF | Goals For | M | Midfielder |
| | PK | Penalty Kicks (Goals/Shots) | R | Expulsions (Red Cards) |
| | Y | Cautions (Yellow Cards) | | |
| | FC | Fouls Committed | D | Defender |
| | GK | Goalkeeper | GA | Goals Against |
| | Pos | Position | Min | Minutes Played |
| | | | SG/S | Shots on Goal/Shots |

MATCH REPORT

比赛报告 / RAPPORT DE MATCH

PRK - GER
0:1 (0:0)

Attendance: 12,387

Match Officials:

Referee: FERREIRA-JAMES Dianne (GUY)
4th Official: ALVAREZ Estela (ARG)
Match Commissioner: NSEKERA Lydia (BDI)

Assistant Referee 1: MUNOZ Rita (MEX)
Assistant Referee 2: CHAVEZ Mayte (MEX)
General Coordinator: TINOCO Rafael (GUA)

Goals Scored:

MITTAG Anja (GER) 86'

PRK - DPR Korea

[1] JON Myong Hui (GK)
[2] KIM Kyong Hwa (-64')
[3] OM Jong Ran
[5] SONG Jong Sun
[8] KIL Son Hui
[9] RI Un Suk
[10] RI Kum Suk (C)
[11] RI Un Gyong
[15] SONU Kyong Sun
[16] KONG Hye Ok
[17] KIM Yong Ae (-51')

Substitutes:

[4] JANG Yong Ok
[6] KIM Ok Sim (+64')
[7] HO Sun Hui (+51')
[12] RI Un Hyang
[13] YU Jong Hui
[14] JANG Il Ok
[18] HAN Hye Yong (GK)

Coach: KIM Kwang Min (PRK)

Cautions:

KIL Son Hui (PRK) 15', SONU Kyong Sun (PRK) 27', JON Myong Hui (PRK) 83'

Expulsions:

None

Additional Time:

first half: 1 min., second half: 3 min.

GER - Germany

[1] ANGERER Nadine (GK)
[2] STEGEMANN Kerstin
[5] KRAHN Annike
[6] BRESNIK Linda
[7] BEHRINGER Melanie (-69')
[8] SMISEK Sandra (-63')
[9] PRINZ Birgit (C)
[10] LINGOR Renate
[14] LAUDEHR Simone
[17] HINGST Ariane
[18] GAREFREKES Kerstin

Substitutes:

[3] BARTUSIAK Saskia
[4] PETER Babett
[11] MITTAG Anja (+63')
[12] HOLL Ursula (GK)
[13] OKOYINO DA MBABI Celia
[15] BAJRAMAJ Fatmire (+69')
[16] POHLERS Conny

Coach: NEID Silvia (GER)

MATCH REPORT

比赛报告 / RAPPORT DE MATCH

PRK - GER
0:1 (0:0)

Attendance: 12,387

PRK - DPR Korea

12
6
14
5
2
0
1
0
3
0
0
53%
31

STATISTICS

Shots 9
Shots on Goal 7
Fouls 10
Corner Kicks 4
Free Kicks 0
Penalty Kicks 0
Offsides 3
Own Goals 0
Cautions (Yellow Cards) 0
Expulsions (2nd Yellow) 0
Expulsions (Red Cards) 0
Ball Possession 47%
Actual Playing Time 28

GER - Germany

9
7
10
4
0
0
3
0
0
0
47%
28

| PRK - DPR Korea | | | | | | | | | | | | |
|--------------------|----------------|-----|-----|----|----|------|----|-------|----|---|------|---|
| No. | Name | Pos | Min | GF | GA | SG/S | PK | Fouls | | Y | 2Y=R | R |
| | | | | | | | | FC | FS | | | |
| 1 | JON Myong Hui | GK | 90 | | 1 | | | | | 1 | | |
| 2 | KIM Kyong Hwa | M | 64 | | | 2/2 | | | 3 | | | |
| 3 | OM Jong Ran | D | 90 | | | 1/2 | | 1 | 1 | | | |
| 5 | SONG Jong Sun | D | 90 | | | 0/1 | | | 3 | | | |
| 8 | KIL Son Hui | F | 90 | | | 1/1 | | 4 | 1 | 1 | | |
| 9 | RI Un Suk | M | 90 | | | 1/2 | | 2 | | | | |
| 10 | RI Kum Suk (C) | F | 90 | | | 0/1 | | 1 | 1 | | | |
| 11 | RI Un Gyong | M | 90 | | | 1/2 | | | | | | |
| 15 | SONU Kyong Sun | D | 90 | | | | | 1 | | 1 | | |
| 16 | KONG Hye Ok | D | 90 | | | | | 2 | | | | |
| 17 | KIM Yong Ae | F | 51 | | | 0/1 | | 1 | | | | |
| Substitutes | | | | | | | | | | | | |
| 6 | KIM Ok Sim | F | 26 | | | | | 1 | 1 | | | |
| 7 | HO Sun Hui | M | 39 | | | | | 1 | | | | |
| Totals | | | | | 1 | 6/12 | | 14 | 10 | 3 | | |

| GER - Germany | | | | | | | | | | | | |
|--------------------|--------------------|-----|-----|----|----|------|----|-------|----|---|------|---|
| No. | Name | Pos | Min | GF | GA | SG/S | PK | Fouls | | Y | 2Y=R | R |
| | | | | | | | | FC | FS | | | |
| 1 | ANGERER Nadine | GK | 90 | | | | | | | | | |
| 2 | STEGEMANN Kerstin | D | 90 | | | 1/1 | | | 1 | | | |
| 5 | KRAHN Annike | D | 90 | | | | | | | | | |
| 6 | BRESONIK Linda | M | 90 | | | | | | 1 | | | |
| 7 | BEHRINGER Melanie | M | 69 | | | 2/2 | | 2 | | | | |
| 8 | SMISEK Sandra | F | 63 | | | 0/1 | | 1 | 2 | | | |
| 9 | PRINZ Birgit (C) | F | 90 | | | 2/2 | | 2 | 1 | | | |
| 10 | LINGOR Renate | M | 90 | | | | | 2 | 2 | | | |
| 14 | LAUDEHR Simone | M | 90 | | | 1/1 | | 3 | 1 | | | |
| 17 | HINGST Ariane | D | 90 | | | | | | | | | |
| 18 | GAREFREKES Kerstin | M | 90 | | | 0/1 | | | 1 | | | |
| Substitutes | | | | | | | | | | | | |
| 11 | MITTAG Anja | F | 27 | 1 | | 1/1 | | | 1 | | | |
| 15 | BAJRAMAJ Fatmire | M | 21 | | | | | | 3 | | | |
| Totals | | | | 1 | | 7/9 | | 10 | 13 | | | |

| Legend: | | | | | |
|---------|----------------------------------|------|-----------------------|------|---------------------|
| -nn | Time when player substituted out | (C) | Captain | | |
| +nn | Time when player substituted in | 2Y=R | 2nd Yellow = Red Card | D | Defender |
| F | Forward | FC | Fouls Committed | GA | Goals Against |
| GF | Goals For | GK | Goalkeeper | Min | Minutes Played |
| PK | Penalty Kicks (Goals/Shots) | Pos | Position | SG/S | Shots on Goal/Shots |
| Y | Cautions (Yellow Cards) | | | | |

MATCH REPORT

比赛报告 / RAPPORT DE MATCH

NGR - BRA
1:3 (1:3)

Attendance: 51,112

Match Officials:

Referee: HONG Eun Ah (KOR)
4th Official: MITCHELL Deidre (RSA)
Match Commissioner: CAMACHO-KORTMAN Yolanda (CRC)
Assistant Referee 1: HO Sarah (AUS)
Assistant Referee 2: LELEU Jacqueline (AUS)
General Coordinator: SIEBER Walter (CAN)

Goals Scored:

NKWOCHA Perpetua (NGR) 19' penalty goal, CRISTIANE (BRA) 33', CRISTIANE (BRA) 35', CRISTIANE (BRA) 48'+

NGR - Nigeria

[1] DEDE Precious (GK)
[2] EKPO Efoanwan
[4] NKWOCHA Perpetua
[5] EBI Onome
[8] CHIEJINE Ifeanyi
[9] MICHAEL Sarah (-70')
[10] CHIKWELU Rita (-85')
[12] UWAK Cynthia
[13] GEORGE Christie (C)
[14] IKIDI Faith
[16] JEROME Ulunma

Substitutes:

[3] YUSUF Ayisat
[6] AJAYI Kikelomo
[7] MBACHU Stella (+70')
[11] COLE Lilian
[15] ISHOLA Tawa
[17] EDUVIERE Edith (+85')
[18] OLUCHI Tochukwu (GK)

Coach: LADIPO Joseph (NGR)

Cautions:

UWAK Cynthia (NGR) 42', EKPO Efoanwan (NGR) 54'

Expulsions:

None

Additional Time:

first half: 3 min., second half: 3 min.

BRA - Brazil

[12] BARBARA (GK)
[2] SIMONE
[4] TANIA (C)
[5] RENATA COSTA
[6] MAYCON
[7] DANIELA (-70')
[9] ESTER
[10] MARTA
[11] CRISTIANE
[16] ERIKA
[18] ROSANA (-78')

Substitutes:

[1] ANDREIA (GK)
[3] ANDREIA ROSA
[8] FORMIGA
[13] FRANCIELLE (+70')
[14] PRETINHA
[15] FABIANA
[17] MAURINE (+78')

Coach: BARCELLOS Jorge (BRA)

MATCH REPORT

比赛报告 / RAPPORT DE MATCH

NGR - BRA
1:3 (1:3)

Attendance: 51,112

NGR - Nigeria

9
7
16
4
1
1
4
0
2
0
0
42%
22

STATISTICS

Shots
Shots on Goal
Fouls
Corner Kicks
Free Kicks
Penalty Kicks
Offsides
Own Goals
Cautions (Yellow Cards)
Expulsions (2nd Yellow)
Expulsions (Red Cards)
Ball Possession
Actual Playing Time

BRA - Brazil

9
7
15
3
0
0
2
0
0
0
0
58%
31

| NGR - Nigeria | | | | | | | | | | | | | |
|--------------------|---------------------|-----|-----|----|----|------|-----|-------|----|----|------|---|--|
| No. | Name | Pos | Min | GF | GA | SG/S | PK | Fouls | | Y | 2Y=R | R | |
| | | | | | | | | FC | FS | | | | |
| 1 | DEDE Precious | GK | 90 | | 3 | | | | | | | | |
| 2 | EKPO Efiolanwan | D | 90 | | | | | 3 | | 1 | | | |
| 4 | NKWOCHA Perpetua | M | 90 | 1 | | 1/2 | 1/1 | 1 | 1 | | | | |
| 5 | EBI Onome | F | 90 | | | 1/1 | | 3 | | | | | |
| 8 | CHIEJINE Ifeanyi | F | 90 | | | 3/3 | | | 4 | | | | |
| 9 | MICHAEL Sarah | M | 70 | | | 1/1 | | 3 | 1 | | | | |
| 10 | CHIKWELU Rita | D | 85 | | | 1/1 | | 2 | 1 | | | | |
| 12 | UWAK Cynthia | F | 90 | | | 0/1 | | 2 | 2 | 1 | | | |
| 13 | GEORGE Christie (C) | F | 90 | | | | | 1 | | | | | |
| 14 | IKIDI Faith | M | 90 | | | | | 1 | 2 | | | | |
| 16 | JEROME Ulunma | D | 90 | | | | | | 1 | | | | |
| Substitutes | | | | | | | | | | | | | |
| 7 | MBACHU Stella | M | 20 | | | | | | 1 | | | | |
| 17 | EDUVIERE Edith | M | 5 | | | | | | | | | | |
| Totals | | | | | 1 | 3 | 7/9 | 1/1 | 16 | 14 | 2 | | |

| BRA - Brazil | | | | | | | | | | | | | |
|--------------------|--------------|-----|-----|----|----|------|-----|-------|----|----|------|---|--|
| No. | Name | Pos | Min | GF | GA | SG/S | PK | Fouls | | Y | 2Y=R | R | |
| | | | | | | | | FC | FS | | | | |
| 12 | BARBARA | GK | 90 | | 1 | | | | | | | | |
| 2 | SIMONE | D | 90 | | | 1/1 | | 1 | 1 | | | | |
| 4 | TANIA (C) | D | 90 | | | | | | | | | | |
| 5 | RENATA COSTA | D | 90 | | | | | | 4 | | | | |
| 6 | MAYCON | M | 90 | | | | | 2 | 2 | | | | |
| 7 | DANIELA | M | 70 | | | 2/2 | | 1 | | | | | |
| 9 | ESTER | M | 90 | | | | | 3 | 1 | | | | |
| 10 | MARTA | F | 90 | | | | | 1 | | | | | |
| 11 | CRISTIANE | F | 90 | 3 | | 4/5 | | 2 | 4 | | | | |
| 16 | ERIKA | D | 90 | | | | | 2 | 1 | | | | |
| 18 | ROSANA | D | 78 | | | 0/1 | | 2 | 2 | | | | |
| Substitutes | | | | | | | | | | | | | |
| 13 | FRANCIELLE | M | 20 | | | | | | | | | | |
| 17 | MAURINE | M | 12 | | | | | | 1 | | | | |
| Totals | | | | | 3 | 1 | 7/9 | | 15 | 16 | | | |

| | | | | | | | | | | | | |
|----------------|----------------------------------|------|---------------------|------|-----------------------------|--|--|-----|----------------|--|--|--|
| Legend: | | | | | | | | | | | | |
| -nn | Time when player substituted out | | | (C) | Captain | | | | | | | |
| +nn | Time when player substituted in | | | 2Y=R | 2nd Yellow = Red Card | | | D | Defender | | | |
| F | Forward | FC | Fouls Committed | FS | Fouls Suffered | | | GA | Goals Against | | | |
| GF | Goals For | GK | Goalkeeper | M | Midfielder | | | Min | Minutes Played | | | |
| nn+ | Additional Time (period follows) | | | PK | Penalty Kicks (Goals/Shots) | | | Pos | Position | | | |
| R | Expulsions (Red Cards) | SG/S | Shots on Goal/Shots | Y | Cautions (Yellow Cards) | | | | | | | |

MATCH REPORT

比赛报告 / RAPPORT DE MATCH

CHN - ARG
2:0 (0:0)

Attendance: 31,492

Match Officials:

Referee: PETIGNAT Nicole (SUI)
4th Official: SEITZ Kari (USA)
Match Commissioner: ADOUM Djibrine (CHA)

Assistant Referee 1: CINI Cristina (ITA)
Assistant Referee 2: VIVES SOLANA Karine (FRA)
General Coordinator: COMNINOS Patrick (GRE)

Goals Scored:

QUINONES Maria (ARG) 52' own goal, GU Yasha (CHN) 90'

CHN - China

[18] HAN Wenxia (GK)
[3] LI Jie (C)
[4] ZHANG Ying (-88')
[5] WENG Xinzhi
[6] ZHANG Na (-46' HT)
[7] BI Yan
[8] XU Yuan
[9] HAN Duan (-78')
[11] PU Wei
[14] LIU Huana
[15] ZHOU Gaoping

Substitutes:

[1] ZHANG Yanru (GK)
[2] YUAN Fan
[10] LIU Sa (+78')
[12] LOU Jiahui (+46' HT)
[13] JIANG Shuai
[16] WANG Dandan
[17] GU Yasha (+88')

Coach: SHANG Ruihua (CHN)

Cautions:

GONZALEZ Eva (ARG) 59'

Expulsions:

None

Additional Time:

first half: 0 min., second half: 4 min.

ARG - Argentina

[18] CORREA Vanina (GK)
[2] GONZALEZ Eva
[4] MANDRILE Florencia
[5] GEREZ Marisa (C)
[6] CHAVEZ Gabriela
[7] MANICLER Ludmila (-70')
[10] CORONEL Mariela
[11] VALLEJOS Fabiana (-81')
[13] QUINONES Maria
[14] OJEDA Andrea (-64')
[15] PEREYRA Mercedes

Substitutes:

[1] CALELLO Guadalupe (GK)
[3] ARRIEN Yesica
[8] MENDIETA Emilia (+81')
[9] POTASSA Maria (+64')
[12] CARDONE Daiana
[16] BLANCO Maria (+70')
[17] ALMEIDA Analia

Coach: BORRELLO Jose Carlos (ARG)



MATCH REPORT

比赛报告 / RAPPORT DE MATCH

CHN - ARG
2:0 (0:0)

Attendance: 31,492

CHN - China

13
9
5
4
3
0
1
0
0
0
0
0
54%
29

STATISTICS

Shots
Shots on Goal
Fouls
Corner Kicks
Free Kicks
Penalty Kicks
Offsides
Own Goals
Cautions (Yellow Cards)
Expulsions (2nd Yellow)
Expulsions (Red Cards)
Ball Possession
Actual Playing Time

ARG - Argentina

11
3
15
2
1
0
2
1
1
0
0
46%
25

| CHN - China | | | | | | | | | | | | |
|--------------------|--------------|-----|-----|----|----|------|------|-------|----|---|------|---|
| No. | Name | Pos | Min | GF | GA | SG/S | PK | Fouls | | Y | 2Y=R | R |
| | | | | | | | | FC | FS | | | |
| 18 | HAN Wenxia | GK | 90 | | | | | | | | | |
| 3 | LI Jie (C) | D | 90 | | | 1/1 | | 1 | | | | |
| 4 | ZHANG Ying | D | 88 | | | 1/1 | | 2 | | | | |
| 5 | WENG Xinzhi | D | 90 | | | | | | 1 | | | |
| 6 | ZHANG Na | M | 45 | | | 0/1 | | | | | | |
| 7 | BI Yan | M | 90 | | | 1/1 | | 1 | 1 | | | |
| 8 | XU Yuan | F | 90 | | | 0/1 | | | 3 | | | |
| 9 | HAN Duan | F | 78 | | | 4/6 | | 1 | 2 | | | |
| 11 | PU Wei | D | 90 | | | | | | 3 | | | |
| 14 | LIU Huana | D | 90 | | | | | | 2 | | | |
| 15 | ZHOU Gaoping | D | 90 | | | | | | 2 | | | |
| Substitutes | | | | | | | | | | | | |
| 10 | LIU Sa | F | 12 | | | 1/1 | | | | | | |
| 12 | LOU Jiahui | M | 45 | | | | | | 1 | | | |
| 17 | GU Yasha | M | 2 | 1 | | 1/1 | | | | | | |
| Totals | | | | | 1 | | 9/13 | 5 | 15 | | | |

| ARG - Argentina | | | | | | | | | | | | |
|--------------------|--------------------|-----|-----|----|----|------|----|-------|----|---|------|---|
| No. | Name | Pos | Min | GF | GA | SG/S | PK | Fouls | | Y | 2Y=R | R |
| | | | | | | | | FC | FS | | | |
| 18 | CORREA Vanina | GK | 90 | | 2 | | | | | | | |
| 2 | GONZALEZ Eva | D | 90 | | | | | 1 | 1 | 1 | | |
| 4 | MANDRILE Florencia | M | 90 | | | | | 2 | | | | |
| 5 | GEREZ Marisa (C) | D | 90 | | | 0/1 | | 1 | 1 | | | |
| 6 | CHAVEZ Gabriela | D | 90 | | | | | 4 | | | | |
| 7 | MANICLER Ludmila | F | 69 | | | 1/2 | | | | | | |
| 10 | CORONEL Mariela | M | 90 | | | 1/2 | | 1 | 1 | | | |
| 11 | VALLEJOS Fabiana | M | 81 | | | 1/1 | | 1 | 1 | | | |
| 13 | QUINONES Maria | M | 90 | | | | | 2 | | | | |
| 14 | OJEDA Andrea | F | 64 | | | 0/3 | | 3 | | | | |
| 15 | PEREYRA Mercedes | F | 90 | | | 0/1 | | | | | | |
| Substitutes | | | | | | | | | | | | |
| 8 | MENDIETA Emilia | F | 9 | | | | | | | | | |
| 9 | POTASSA Maria | F | 26 | | | | | | | | | |
| 16 | BLANCO Maria | M | 21 | | | 0/1 | | | 1 | | | |
| Totals | | | | | 2 | 3/11 | | 15 | 5 | 1 | | |

| | | | | | |
|----------------|----------------------------------|------|-----------------------------|-----|------------------------|
| Legend: | | | | | |
| -nn | Time when player substituted out | (C) | Captain | | |
| +nn | Time when player substituted in | 2Y=R | 2nd Yellow = Red Card | D | Defender |
| F | Forward | FC | Fouls Committed | GA | Goals Against |
| GF | Goals For | GK | Goalkeeper | HT | Half-time |
| Min | Minutes Played | PK | Penalty Kicks (Goals/Shots) | Pos | Position |
| SG/S | Shots on Goal/Shots | Y | Cautions (Yellow Cards) | R | Expulsions (Red Cards) |

MATCH REPORT

比赛报告 / RAPPORT DE MATCH

SWE - CAN
2:1 (1:0)

Attendance: 51,112

Match Officials:

Referee: KAMNUENG Pannipar (THA)
4th Official: MITCHELL Deidre (RSA)
Match Commissioner: DE GIACOMI Carlos (ARG)

Assistant Referee 1: SHAMSURI Widiya (MAS)
Assistant Referee 2: DAW KAW Ja (MYA)
General Coordinator: SIEBER Walter (CAN)

Goals Scored:

SCHELIN Lotta (SWE) 19', SCHELIN Lotta (SWE) 51', TANCREDI Melissa (CAN) 63'

SWE - Sweden

[1] LINDAHL Hedvig (GK)
[5] SEGER Caroline
[6] THUNEBRO Sara (-86')
[7] LARSSON Sara
[8] SCHELIN Lotta
[11] SVENSSON Victoria (C)
[13] OSTBERG Frida
[15] SJOGRAN Therese
[16] FORSBERG Linda
[17] ROHLIN Charlotte
[18] FISCHER Nilla (-27')

Substitutes:

[2] WESTBERG Karolina
[3] SEGERSTROM Stina
[4] PAULSON Anna (+86')
[9] LANDSTROM Jessica (+27')
[10] ALMGREN Johanna
[12] JONSSON Caroline (GK)
[19] ARONSSON Maria

Coach: DENNERBY Thomas (SWE)

Cautions:

None

Expulsions:

None

Additional Time:

first half: 2 min., second half: 3 min.

CAN - Canada

[18] McLEOD Erin (GK)
[3] ZURRER Emily (-81')
[4] RUSTAD Clare
[6] SCHMIDT Sophie (-46' HT)
[7] WILKINSON Rhian
[8] MATHESON Diana
[9] CHAPMAN Candace
[10] FRANKO Martina
[12] SINCLAIR Christine (C) (-67')
[14] TANCREDI Melissa
[15] LANG Kara

Substitutes:

[1] LeBLANC Karina (GK)
[2] ROBINSON Jodi-Ann (+67')
[5] GAYLE Robyn (+81')
[11] HERMUS Randee
[13] WALSH Amy (+46' HT)
[16] FILIGNO Jonelle
[17] TIMKO Brittany

Coach: PELLERUD Even (NOR)

MATCH REPORT

比赛报告 / RAPPORT DE MATCH

SWE - CAN
2:1 (1:0)

Attendance: 51,112

SWE - Sweden

13
8
7
6
0
0
7
0
0
0
0
54%
27

STATISTICS

Shots
Shots on Goal
Fouls
Corner Kicks
Free Kicks
Penalty Kicks
Offsides
Own Goals
Cautions (Yellow Cards)
Expulsions (2nd Yellow)
Expulsions (Red Cards)
Ball Possession
Actual Playing Time

CAN - Canada

13
6
3
3
0
0
5
0
0
0
0
46%
23

| SWE - Sweden | | | | | | | | | | | | |
|--------------------|-----------------------|-----|-----|----|----|------|------|-------|----|---|------|---|
| No. | Name | Pos | Min | GF | GA | SG/S | PK | Fouls | | Y | 2Y=R | R |
| | | | | | | | | FC | FS | | | |
| 1 | LINDAHL Hedvig | GK | 90 | | 1 | | | | | | | |
| 5 | SEGER Caroline | M | 90 | | | 1/1 | | | 1 | | | |
| 6 | THUNEBRO Sara | D | 86 | | | | | | 1 | | | |
| 7 | LARSSON Sara | D | 90 | | | | | | | | | |
| 8 | SCHELIN Lotta | F | 90 | 2 | | 2/3 | | | | | | |
| 11 | SVENSSON Victoria (C) | F | 90 | | | 2/4 | | 1 | | | | |
| 13 | OSTBERG Frida | D | 90 | | | | | 2 | | | | |
| 15 | SJOGRAN Therese | M | 90 | | | 1/2 | | | | | | |
| 16 | FORSBERG Linda | M | 90 | | | 1/1 | | 1 | | | | |
| 17 | ROHLIN Charlotte | D | 90 | | | | | 1 | | | | |
| 18 | FISCHER Nilla | M | 27 | | | 1/1 | | | | | | |
| Substitutes | | | | | | | | | | | | |
| 4 | PAULSON Anna | D | 4 | | | | | | | | | |
| 9 | LANDSTROM Jessica | F | 63 | | | 0/1 | | 2 | 1 | | | |
| Totals | | | | | 2 | 1 | 8/13 | | 7 | 3 | | |

| CAN - Canada | | | | | | | | | | | | |
|--------------------|------------------------|-----|-----|----|----|------|------|-------|----|---|------|---|
| No. | Name | Pos | Min | GF | GA | SG/S | PK | Fouls | | Y | 2Y=R | R |
| | | | | | | | | FC | FS | | | |
| 18 | McLEOD Erin | GK | 90 | | 2 | | | | | | | |
| 3 | ZURRER Emily | D | 81 | | | | | | | | | |
| 4 | RUSTAD Clare | M | 90 | | | 1/3 | | | | | | |
| 6 | SCHMIDT Sophie | M | 45 | | | | | | | | | |
| 7 | WILKINSON Rhian | M | 90 | | | | | | 1 | | | |
| 8 | MATHESON Diana | M | 90 | | | 1/1 | | | 1 | | | |
| 9 | CHAPMAN Candace | D | 90 | | | | | | | | | |
| 10 | FRANKO Martina | D | 90 | | | 0/1 | | | | | | |
| 12 | SINCLAIR Christine (C) | F | 67 | | | | | | 1 | | | |
| 14 | TANCREDI Melissa | F | 90 | 1 | | 2/4 | | 1 | 2 | | | |
| 15 | LANG Kara | F | 90 | | | 2/4 | | 1 | 1 | | | |
| Substitutes | | | | | | | | | | | | |
| 2 | ROBINSON Jodi-Ann | F | 23 | | | | | | | | | |
| 5 | GAYLE Robyn | D | 9 | | | | | | | | | |
| 13 | WALSH Amy | M | 45 | | | | | 1 | 1 | | | |
| Totals | | | | | 1 | 2 | 6/13 | | 3 | 7 | | |

| Legend: | | | | | |
|---------|----------------------------------|------|-----------------------------|----|------------------------|
| -nn | Time when player substituted out | (C) | Captain | | |
| +nn | Time when player substituted in | 2Y=R | 2nd Yellow = Red Card | D | Defender |
| F | Forward | FC | Fouls Committed | GA | Goals Against |
| GF | Goals For | GK | Goalkeeper | M | Midfielder |
| Min | Minutes Played | PK | Penalty Kicks (Goals/Shots) | R | Expulsions (Red Cards) |
| SG/S | Shots on Goal/Shots | Y | Cautions (Yellow Cards) | | |

MATCH REPORT

比赛报告 / RAPPORT DE MATCH

NOR - JPN
1:5 (1:1)

Attendance: 16,872

Match Officials:

Referee: DE SILVA Shane (TRI)
4th Official: BECK Christine (GER)
Match Commissioner: DANIEL Victor (GRN)

Assistant Referee 1: MOHAMMED Cindy (TRI)
Assistant Referee 2: LOPEZ Milena (CRC)
General Coordinator: JOHN Windsor (MAS)

Goals Scored:

KNUTSEN Guro (NOR) 27', KINGA Yukari (JPN) 31', FOLSTAD Gunhild (NOR) 51' own goal, OHNO Shinobu (JPN) 52', SAWA Homare (JPN) 70', HARA Ayumi (JPN) 83'

NOR - Norway

[1] SKARBOE Erika (GK)
[2] STANGELAND HORPEST. Ane (C)
[3] FOLSTAD Gunhild
[4] STENSLAND Ingvild
[6] KNUTSEN Marie (-10')
[7] RONNING Trine
[8] GULBRANDSEN Solveig
[11] LARSEN KAURIN Leni
[12] FIANE CHRISTENSEN Marit
[13] STORLOKKEN Lene (-69')
[17] MYKJAALAND Lene (-46' HT)

Substitutes:

[5] NORDBY Siri
[9] HERLOVSEN Isabell
[10] WIJK Melissa (+46' HT)
[14] KNUTSEN Guro (+10')
[15] SKAMMELSRUD LUND Marita
[16] THORSNES Elise (+69')
[18] NILSEN Christine (GK)

Coach: BERNTSEN Bjarne (NOR)

Cautions:

None

Expulsions:

None

Additional Time:

first half: 1 min., second half: 2 min.

JPN - Japan

[1] FUKUMOTO Miho (GK)
[2] KINGA Yukari
[3] IKEDA Hiromi (C)
[4] IWASHIMIZU Azusa
[7] ANDO Kozue
[8] MIYAMA Aya
[10] SAWA Homare
[11] OHNO Shinobu (-84')
[14] YANO Kyoko
[15] SAKAGUCHI Mizuho (-87')
[17] NAGASATO Yuki (-77')

Substitutes:

[5] YANAGITA Miyuki
[6] KATO Tomoe (+87')
[9] ARAKAWA Eriko
[12] MARUYAMA Karina (+84')
[13] HARA Ayumi (+77')
[16] UTSUGI Rumi
[18] KAIHORI Ayumi (GK)

Coach: SASAKI Norio (JPN)

MATCH REPORT

比赛报告 / RAPPORT DE MATCH

NOR - JPN
1:5 (1:1)

Attendance: 16,872

NOR - Norway

11
8
5
4
0
0
2
1
0
0
0
0
50%
28

STATISTICS

Shots
Shots on Goal
Fouls
Corner Kicks
Free Kicks
Penalty Kicks
Offsides
Own Goals
Cautions (Yellow Cards)
Expulsions (2nd Yellow)
Expulsions (Red Cards)
Ball Possession
Actual Playing Time

JPN - Japan

19
11
9
5
1
0
4
0
0
0
0
50%
28

| NOR - Norway | | | | | | | | | | | | |
|--------------------|-----------------------------|-----|-----|----|----|------|------|-------|----|---|------|---|
| No. | Name | Pos | Min | GF | GA | SG/S | PK | Fouls | | Y | 2Y=R | R |
| | | | | | | | | FC | FS | | | |
| 1 | SKARBOE Erika | GK | 90 | | 5 | | | | | | | |
| 2 | STANGELAND HORPEST. Ane (C) | D | 90 | | | | | | | | | |
| 3 | FOLSTAD Gunhild | D | 90 | | | | | | 1 | | | |
| 4 | STENSLAND Ingvild | M | 90 | | | 1/2 | | 1 | | | | |
| 6 | KNUTSEN Marie | M | 10 | | | | | | | | | |
| 7 | RONNING Trine | D | 90 | | | | | | | | | |
| 8 | GULBRANDSEN Solveig | F | 90 | | | 4/4 | | | 3 | | | |
| 11 | LARSEN KAURIN Leni | F | 90 | | | | | 1 | 2 | | | |
| 12 | FIANE CHRISTENSEN Marit | D | 90 | | | 1/1 | | 1 | | | | |
| 13 | STORLOKKEN Lene | M | 69 | | | | | 1 | | | | |
| 17 | MYKJAALAND Lene | F | 45 | | | | | | 1 | | | |
| Substitutes | | | | | | | | | | | | |
| 10 | WIJK Melissa | F | 45 | | | 0/1 | | 1 | | | | |
| 14 | KNUTSEN Guro | F | 80 | 1 | | 1/1 | | | | | | |
| 16 | THORSNES Elise | F | 21 | | | 1/2 | | | | | | |
| Totals | | | | | 1 | 5 | 8/11 | | 5 | 7 | | |

| JPN - Japan | | | | | | | | | | | | |
|--------------------|------------------|-----|-----|----|----|------|-------|-------|----|---|------|---|
| No. | Name | Pos | Min | GF | GA | SG/S | PK | Fouls | | Y | 2Y=R | R |
| | | | | | | | | FC | FS | | | |
| 1 | FUKUMOTO Miho | GK | 90 | | 1 | | | | | | | |
| 2 | KINGA Yukari | D | 90 | 1 | | 2/4 | | 2 | | | | |
| 3 | IKEDA Hiromi (C) | D | 90 | | | | | | 1 | | | |
| 4 | IWASHIMIZU Azusa | D | 90 | | | | | 1 | | | | |
| 7 | ANDO Kozue | D | 90 | | | 2/4 | | | 1 | | | |
| 8 | MIYAMA Aya | M | 90 | | | 1/1 | | | | | | |
| 10 | SAWA Homare | M | 90 | 1 | | 2/3 | | 1 | | | | |
| 11 | OHNO Shinobu | F | 84 | 1 | | 1/1 | | 1 | 1 | | | |
| 14 | YANO Kyoko | D | 90 | | | | | 1 | 1 | | | |
| 15 | SAKAGUCHI Mizuho | M | 87 | | | | | | 1 | | | |
| 17 | NAGASATO Yuki | F | 77 | | | 2/5 | | 1 | | | | |
| Substitutes | | | | | | | | | | | | |
| 6 | KATO Tomoe | M | 3 | | | | | 1 | | | | |
| 12 | MARUYAMA Karina | F | 6 | | | | | 1 | | | | |
| 13 | HARA Ayumi | M | 13 | 1 | | 1/1 | | | | | | |
| Totals | | | | | 4 | 1 | 11/19 | | 9 | 5 | | |

| Legend: | | | | | |
|---------|----------------------------------|----|-----------------------------|-----------------------|------------------------|
| -nn | Time when player substituted out | | (C) | Captain | |
| +nn | Time when player substituted in | | 2Y=R | 2nd Yellow = Red Card | D |
| F | Forward | FC | Fouls Committed | FS | Fouls Suffered |
| GF | Goals For | GK | Goalkeeper | HT | Half-time |
| Min | Minutes Played | PK | Penalty Kicks (Goals/Shots) | Pos | Position |
| SG/S | Shots on Goal/Shots | Y | Cautions (Yellow Cards) | | R |
| | | | | | GA |
| | | | | | M |
| | | | | | R |
| | | | | | Defender |
| | | | | | Goals Against |
| | | | | | Midfielder |
| | | | | | Expulsions (Red Cards) |

MATCH REPORT

比赛报告 / RAPPORT DE MATCH

USA - NZL
4:0 (2:0)

Attendance: 12,453

Match Officials:

Referee: DAMKOVA Dagmar (CZE)
4th Official: NIU Huijun (CHN)
Match Commissioner: KOH John (SIN)

Assistant Referee 1: MIRT Irina (ROU)
Assistant Referee 2: NADOLSKA Katarzyna (POL)
General Coordinator: PUCCI Stefano (ITA)

Goals Scored:

O REILLY Heather (USA) 1', RODRIGUEZ Amy (USA) 43', TARPLEY Lindsay (USA) 56', HUCLES Angela (USA) 60'

USA - United States

[1] SOLO Hope (GK)
[2] MITTS Heather (-62')
[3] RAMPONE Christie (C)
[4] BUEHLER Rachel
[5] TARPLEY Lindsay
[7] BOXX Shannon
[8] RODRIGUEZ Amy (-57')
[9] O REILLY Heather (-76')
[11] LLOYD Carli
[16] HUCLES Angela
[17] CHALUPNY Lori

Substitutes:

[6] KAI Natasha (+57')
[10] WAGNER Aly (+76')
[12] CHENEY Lauren
[13] HEATH Tobin
[14] COX Stephanie (+62')
[15] MARKGRAF Kate
[18] BARNHART Nicole (GK)

Coach: SUNDHAGE Pia (SWE)

Cautions:

OOSTDAM Marlies (NZL) 46', HEARN Amber (NZL) 55'

Expulsions:

None

Additional Time:

first half: 1 min., second half: 3 min.

NZL - New Zealand

[1] BINDON Jenny (GK)
[2] PERCIVAL Ria
[4] HOYLE Katie (-64')
[5] ERCEG Abby
[6] SMITH Rebecca
[7] RILEY Alexandra
[8] MOORWOOD Hayley (C)
[9] HEARN Amber (-74')
[11] YALLOP Kirsty
[15] KETE Emma
[17] OOSTDAM Marlies (-64')

Substitutes:

[3] GREEN Anna (+64')
[10] McCOLL Emily
[12] SMITH Merissa
[13] TEGG Rebecca (+74')
[14] HILL Kristy (+64')
[16] LEOTA Renee
[18] HOWARD Rachel (GK)

Coach: HERDMAN John (GBR)

MATCH REPORT

比赛报告 / RAPPORT DE MATCH

USA - NZL
4:0 (2:0)

Attendance: 12,453

USA - United States

17
12
4
4
0
0
3
0
0
0
0
0
0
0
58%
30

STATISTICS

Shots 5
Shots on Goal 3
Fouls 8
Corner Kicks 2
Free Kicks 0
Penalty Kicks 0
Offsides 2
Own Goals 0
Cautions (Yellow Cards) 2
Expulsions (2nd Yellow) 0
Expulsions (Red Cards) 0
Ball Possession 42%
Actual Playing Time 22

NZL - New Zealand

5
3
8
2
0
0
2
0
2
0
0
42%
22

| USA - United States | | | | | | | | | | | | |
|---------------------|----------------------|-----|-----|----|----|-------|----|-------|----|---|------|---|
| No. | Name | Pos | Min | GF | GA | SG/S | PK | Fouls | | Y | 2Y=R | R |
| | | | | | | | | FC | FS | | | |
| 1 | SOLO Hope | GK | 90 | | | | | | | | | |
| 2 | MITTS Heather | D | 62 | | | | | | 1 | | | |
| 3 | RAMPONE Christie (C) | D | 90 | | | | | | | | | |
| 4 | BUEHLER Rachel | D | 90 | | | | | 1 | 2 | | | |
| 5 | TARPLEY Lindsay | M | 90 | 1 | | 3/4 | | | | | | |
| 7 | BOXX Shannon | M | 90 | | | 2/4 | | | 3 | | | |
| 8 | RODRIGUEZ Amy | F | 57 | 1 | | 2/3 | | | | | | |
| 9 | O REILLY Heather | M | 76 | 1 | | 2/2 | | | 1 | | | |
| 11 | LLOYD Carli | M | 90 | | | 1/2 | | 3 | 1 | | | |
| 16 | HUCLES Angela | M | 90 | 1 | | 1/1 | | | | | | |
| 17 | CHALUPNY Lori | D | 90 | | | 1/1 | | | | | | |
| Substitutes | | | | | | | | | | | | |
| 6 | KAI Natasha | F | 33 | | | | | | | | | |
| 10 | WAGNER Aly | M | 14 | | | | | | | | | |
| 14 | COX Stephanie | D | 28 | | | | | | | | | |
| Totals | | | | 4 | | 12/17 | | 4 | 8 | | | |

| NZL - New Zealand | | | | | | | | | | | | |
|--------------------|---------------------|-----|-----|----|-----|------|----|-------|----|---|------|---|
| No. | Name | Pos | Min | GF | GA | SG/S | PK | Fouls | | Y | 2Y=R | R |
| | | | | | | | | FC | FS | | | |
| 1 | BINDON Jenny | GK | 90 | | 4 | | | | | | | |
| 2 | PERCIVAL Ria | D | 90 | | | | | | | | | |
| 4 | HOYLE Katie | M | 64 | | | 1/2 | | 1 | | | | |
| 5 | ERCEG Abby | D | 90 | | | | | | | | | |
| 6 | SMITH Rebecca | D | 90 | | | | | | | | | |
| 7 | RILEY Alexandra | F | 90 | | | | | 1 | | | | |
| 8 | MOORWOOD Hayley (C) | M | 90 | | | | | 1 | | | | |
| 9 | HEARN Amber | F | 74 | | | 2/2 | | | 3 | 1 | | |
| 11 | YALLOP Kirsty | M | 90 | | | | | 1 | 1 | | | |
| 15 | KETE Emma | F | 90 | | | | | 3 | | | | |
| 17 | OOSTDAM Marlies | D | 64 | | | | | 1 | | 1 | | |
| Substitutes | | | | | | | | | | | | |
| 3 | GREEN Anna | D | 26 | | | 0/1 | | | | | | |
| 13 | TEGG Rebecca | F | 16 | | | | | | | | | |
| 14 | HILL Kristy | D | 26 | | | | | | | | | |
| Totals | | | | 4 | 3/5 | | | 8 | 4 | 2 | | |

| | | | | | | |
|----------------|-----|----------------------------------|------|------------------------|------|---------------------|
| Legend: | -nn | Time when player substituted out | (C) | Captain | | |
| | +nn | Time when player substituted in | 2Y=R | 2nd Yellow = Red Card | D | Defender |
| | F | Forward | FC | Fouls Committed | GA | Goals Against |
| | GF | Goals For | GK | Goalkeeper | Min | Minutes Played |
| | PK | Penalty Kicks (Goals/Shots) | Pos | Position | SG/S | Shots on Goal/Shots |
| | Y | Cautions (Yellow Cards) | R | Expulsions (Red Cards) | | |



SHANGHAI STADIUM
上海体育场
STADE DE SHANGHAI

FRI 星期五 VEN
15 AUG 2008
18:00

FOOTBALL
足球 / FOOTBALL

WOMEN
女子项目 / FEMMES

QUARTER-FINAL - MATCH 19
1/4决赛 - 第19场 / QUART DE FINALE - MATCH 19



MATCH REPORT

比赛报告 / RAPPORT DE MATCH

USA - CAN
2:1 AET (1:1, 1:1)

Attendance: 26,129

Match Officials:

Referee: PALMQVIST Jenny (SWE)
4th Official: ALVAREZ Estela (ARG)
Match Commissioner: MEMENE Seyi (TOG)

Assistant Referee 1: CARO Helen (SWE)
Assistant Referee 2: STEINLUND Hege (NOR)
General Coordinator: JOHN Windsor (MAS)

Goals Scored:

HUCLES Angela (USA) 12', SINCLAIR Christine (CAN) 30', KAI Natasha (USA) 101'

USA - United States

[1] SOLO Hope (GK)
[2] MITTS Heather
[3] RAMPONE Christie (C)
[5] TARPLEY Lindsay (-82')
[7] BOXX Shannon
[8] RODRIGUEZ Amy (-109')
[9] O REILLY Heather (-91' FT)
[11] LLOYD Carli
[15] MARKGRAF Kate
[16] HUCLES Angela
[17] CHALUPNY Lori

CAN - Canada

[18] McLEOD Erin (GK) (-19')
[3] ZURRER Emily
[4] RUSTAD Clare
[6] SCHMIDT Sophie
[7] WILKINSON Rhian
[8] MATHESON Diana
[9] CHAPMAN Candace
[10] FRANKO Martina
[12] SINCLAIR Christine (C)
[14] TANCREDI Melissa (-46' HT)
[15] LANG Kara

Substitutes:

[4] BUEHLER Rachel
[6] KAI Natasha (+91' FT)
[10] WAGNER Aly
[12] CHENEY Lauren (+109')
[13] HEATH Tobin (+82')
[14] COX Stephanie
[18] BARNHART Nicole (GK)

Substitutes:

[1] LeBLANC Karina (GK) (+19')
[2] ROBINSON Jodi-Ann
[5] GAYLE Robyn
[11] HERMUS Randee
[13] WALSH Amy
[16] FILIGNO Jonelle (+92'+)
[17] TIMKO Brittany (+46' HT, -92'+)

Coach: SUNDHAGE Pia (SWE)

Coach: PELLERUD Even (NOR)

Cautions:

FRANKO Martina (CAN) 70', LANG Kara (CAN) 84', CHENEY Lauren (USA) 112'

Expulsions:

None

Additional Time:

first half: 2 min., second half: 3 min., first extra time: 0 min., second extra time: 1 min.



MATCH REPORT

比赛报告 / RAPPORT DE MATCH

USA - CAN
2:1 AET (1:1, 1:1)

Attendance: 26,129

USA - United States

34
17
15
7
1
0
6
0
1
0
0
58%
44

STATISTICS

Shots 8
Shots on Goal 7
Fouls 18
Corner Kicks 1
Free Kicks 0
Penalty Kicks 0
Offsides 3
Own Goals 0
Cautions (Yellow Cards) 2
Expulsions (2nd Yellow) 0
Expulsions (Red Cards) 0
Ball Possession 42%
Actual Playing Time 32

CAN - Canada

8
7
18
1
0
0
3
0
2
0
0
42%
32

| USA - United States | | | | | | | | | | | | | |
|---------------------|----------------------|-----|-----|----|----|------|-------|-------|----|----|------|---|--|
| No. | Name | Pos | Min | GF | GA | SG/S | PK | Fouls | | Y | 2Y=R | R | |
| | | | | | | | | FC | FS | | | | |
| 1 | SOLO Hope | GK | 120 | | 1 | | | | | | | | |
| 2 | MITTS Heather | D | 120 | | | 0/1 | | | | | | | |
| 3 | RAMPONE Christie (C) | D | 120 | | | | | 1 | | | | | |
| 5 | TARPLEY Lindsay | M | 82 | | | 1/1 | | 1 | | | | | |
| 7 | BOXX Shannon | M | 120 | | | 1/3 | | 2 | 2 | | | | |
| 8 | RODRIGUEZ Amy | F | 109 | | | 3/4 | | 2 | | | | | |
| 9 | O REILLY Heather | M | 90 | | | 3/4 | | 2 | 1 | | | | |
| 11 | LLOYD Carli | M | 120 | | | 2/7 | | 4 | 3 | | | | |
| 15 | MARKGRAF Kate | D | 120 | | | | | 1 | 2 | | | | |
| 16 | HUCLES Angela | M | 120 | 1 | | 3/7 | | 1 | | | | | |
| 17 | CHALUPNY Lori | D | 120 | | | 2/2 | | | 7 | | | | |
| Substitutes | | | | | | | | | | | | | |
| 6 | KAI Natasha | F | 30 | 1 | | 2/3 | | | 1 | | | | |
| 12 | CHENEY Lauren | F | 11 | | | 0/2 | | 1 | 1 | 1 | | | |
| 13 | HEATH Tobin | M | 38 | | | | | 1 | | | | | |
| Totals | | | | | 2 | 1 | 17/34 | | 15 | 18 | 1 | | |

| CAN - Canada | | | | | | | | | | | | | |
|--------------------|------------------------|-----|-----|----|----|------|-----|-------|----|----|------|---|--|
| No. | Name | Pos | Min | GF | GA | SG/S | PK | Fouls | | Y | 2Y=R | R | |
| | | | | | | | | FC | FS | | | | |
| 18 | McLEOD Erin | GK | 19 | | 1 | | | | | | | | |
| 3 | ZURRER Emily | D | 120 | | | | | 1 | 2 | | | | |
| 4 | RUSTAD Clare | M | 120 | | | 0/1 | | 2 | 1 | | | | |
| 6 | SCHMIDT Sophie | M | 120 | | | 1/1 | | 1 | 3 | | | | |
| 7 | WILKINSON Rhian | M | 120 | | | | | 1 | 3 | | | | |
| 8 | MATHESON Diana | M | 120 | | | | | 4 | | | | | |
| 9 | CHAPMAN Candace | D | 120 | | | | | 1 | 1 | | | | |
| 10 | FRANKO Martina | D | 120 | | | | | 2 | 2 | 1 | | | |
| 12 | SINCLAIR Christine (C) | F | 120 | 1 | | 4/4 | | | 1 | | | | |
| 14 | TANCREDI Melissa | F | 45 | | | 1/1 | | 1 | | | | | |
| 15 | LANG Kara | F | 120 | | | 1/1 | | 5 | 2 | 1 | | | |
| Substitutes | | | | | | | | | | | | | |
| 1 | LeBLANC Karina | GK | 101 | | 1 | | | | | | | | |
| 16 | FILIGNO Jonelle | F | 31 | | | | | | | | | | |
| 17 | TIMKO Brittany | M | 44 | | | | | | | | | | |
| Totals | | | | | 1 | 2 | 7/8 | | 18 | 15 | 2 | | |

| Legend: | | | | |
|---------|----------------------------------|------|------------------------|-----------------------------|
| -nn | Time when player substituted out | (C) | Captain | |
| +nn | Time when player substituted in | 2Y=R | 2nd Yellow = Red Card | AET |
| D | Defender | F | Forward | After Extra Time |
| FT | Full Time | GA | Goals Against | FS |
| HT | Half-time | M | Midfielder | Fouls Suffered |
| Pos | Position | R | Expulsions (Red Cards) | Goals For |
| | | Min | Minutes Played | GK |
| | | SG/S | Shots on Goal/Shots | Penalty Kicks (Goals/Shots) |
| | | | | PK |
| | | | | Y |
| | | | | Cautions (Yellow Cards) |

Match stopped after 20' due to bad weather. Play resumed at 20:00

MATCH REPORT

比赛报告 / RAPPORT DE MATCH

BRA - NOR
2:1 (1:0)

Attendance: 26,174

Match Officials:

Referee: SEITZ Kari (USA)
4th Official: FERREIRA-JAMES Dianne (GUY)
Match Commissioner: NSEKERA Lydia (BDI)

Assistant Referee 1: DUFFY Marlene (USA)
Assistant Referee 2: PEREZ Veronica (USA)
General Coordinator: TINOCO Rafael (GUA)

Goals Scored:

DANIELA (BRA) 44', MARTA (BRA) 57', NORDBY Siri (NOR) 83' penalty goal

BRA - Brazil

[12] BARBARA (GK)
[2] SIMONE
[4] TANIA (C)
[5] RENATA COSTA
[6] MAYCON
[7] DANIELA (-91')
[8] FORMIGA
[9] ESTER
[10] MARTA
[11] CRISTIANE
[16] ERIKA

Substitutes:

[1] ANDREIA (GK)
[3] ANDREIA ROSA
[13] FRANCIELLE (+91')
[14] PRETINHA
[15] FABIANA
[17] MAURINE
[18] ROSANA

Coach: BARCELLOS Jorge (BRA)

Cautions:

None

Expulsions:

None

Additional Time:

first half: 1 min., second half: 3 min.

NOR - Norway

[1] SKARBO Erika (GK)
[2] STANGELAND HORPEST. Ane (C)
[3] FOLSTAD Gunhild
[4] STENSLAND Ingvild
[8] GULBRANDSEN Solveig
[10] WIIK Melissa
[11] LARSEN KAURIN Leni (-73')
[12] FIANE CHRISTENSEN Marit
[13] STORLOKKEN Lene (-84')
[15] SKAMMELSRUD LUND Marita (-63')
[16] THORSNES Elise

Substitutes:

[5] NORDBY Siri (+63')
[6] KNUTSEN Marie
[7] RONNING Trine (+84')
[9] HERLOVSEN Isabell (+73')
[14] KNUTSEN Guro
[17] MYKJAALAND Lene
[18] NILSEN Christine (GK)

Coach: BERNTSEN Bjarne (NOR)

MATCH REPORT

比赛报告 / RAPPORT DE MATCH

BRA - NOR
2:1 (1:0)

Attendance: 26,174

BRA - Brazil

21
11
11
6
0
0
4
0
0
0
0
0
60%
37

STATISTICS

Shots 6
Shots on Goal 1
Fouls 10
Corner Kicks 2
Free Kicks 0
Penalty Kicks 1
Offsides 0
Own Goals 0
Cautions (Yellow Cards) 0
Expulsions (2nd Yellow) 0
Expulsions (Red Cards) 0
Ball Possession 40%
Actual Playing Time 24

NOR - Norway

6
1
10
2
0
1
0
0
0
0
0
40%
24

| BRA - Brazil | | | | | | | | | | | | |
|--------------------|--------------|-----|-----|----|----|------|-------|-------|----|----|------|---|
| No. | Name | Pos | Min | GF | GA | SG/S | PK | Fouls | | Y | 2Y=R | R |
| | | | | | | | | FC | FS | | | |
| 12 | BARBARA | GK | 90 | | 1 | | | 1 | | | | |
| 2 | SIMONE | D | 90 | | | | | 1 | 1 | | | |
| 4 | TANIA (C) | D | 90 | | | | | 1 | 1 | | | |
| 5 | RENATA COSTA | D | 90 | | | | | | | | | |
| 6 | MAYCON | M | 90 | | | 0/1 | | 2 | 1 | | | |
| 7 | DANIELA | M | 89 | 1 | | 2/2 | | | 2 | | | |
| 8 | FORMIGA | M | 90 | | | 2/3 | | 2 | 3 | | | |
| 9 | ESTER | M | 90 | | | | | 1 | 1 | | | |
| 10 | MARTA | F | 90 | 1 | | 2/3 | | 2 | 1 | | | |
| 11 | CRISTIANE | F | 90 | | | 3/9 | | | | | | |
| 16 | ERIKA | D | 90 | | | 2/3 | | 1 | | | | |
| Substitutes | | | | | | | | | | | | |
| 13 | FRANCIELLE | M | 1 | | | | | | | | | |
| Totals | | | | | 2 | 1 | 11/21 | | 11 | 10 | | |

| NOR - Norway | | | | | | | | | | | | |
|--------------------|-----------------------------|-----|-----|----|----|------|-----|-------|----|----|------|---|
| No. | Name | Pos | Min | GF | GA | SG/S | PK | Fouls | | Y | 2Y=R | R |
| | | | | | | | | FC | FS | | | |
| 1 | SKARBO Erika | GK | 90 | | 2 | | | | | | | |
| 2 | STANGELAND HORPEST. Ane (C) | D | 90 | | | | | 1 | 1 | | | |
| 3 | FOLSTAD Gunhild | D | 90 | | | | | | | | | |
| 4 | STENSLAND Ingvild | M | 90 | | | | | 1 | 2 | | | |
| 8 | GULBRANDSEN Solveig | F | 90 | | | 0/2 | | | 1 | | | |
| 10 | WIJK Melissa | F | 90 | | | | | | 1 | | | |
| 11 | LARSEN KAURIN Leni | F | 73 | | | | | | 1 | | | |
| 12 | FIANE CHRISTENSEN Marit | D | 90 | | | 0/1 | | 1 | 1 | | | |
| 13 | STORLOKKEN Lene | M | 84 | | | | | 3 | 1 | | | |
| 15 | SKAMMELSRUD LUND Marita | D | 63 | | | | | 1 | 1 | | | |
| 16 | THORSNES Elise | F | 90 | | | 1/3 | | 2 | 1 | | | |
| Substitutes | | | | | | | | | | | | |
| 5 | NORDBY Siri | D | 27 | 1 | | | 1/1 | | 1 | | | |
| 7 | RONNING Trine | D | 6 | | | | | 1 | | | | |
| 9 | HERLOVSEN Isabell | F | 17 | | | | | | | | | |
| Totals | | | | | 1 | 2 | 1/6 | 1/1 | 10 | 11 | | |

| Legend: | | | | | |
|---------|----------------------------------|------|-----------------------|------|------------------------|
| -nn | Time when player substituted out | (C) | Captain | | |
| +nn | Time when player substituted in | 2Y=R | 2nd Yellow = Red Card | D | Defender |
| F | Forward | FC | Fouls Committed | FS | Fouls Suffered |
| GF | Goals For | GK | Goalkeeper | M | Midfielder |
| PK | Penalty Kicks (Goals/Shots) | Pos | Position | R | Expulsions (Red Cards) |
| Y | Cautions (Yellow Cards) | | | SG/S | Shots on Goal/Shots |



MATCH REPORT

比赛报告 / RAPPORT DE MATCH

SWE - GER
0:2 AET

Attendance: 17,209

Match Officials:

Referee: DAMKOVA Dagmar (CZE)
4th Official: HONG Eun Ah (KOR)
Match Commissioner: KOH John (SIN)

Assistant Referee 1: MIRT Irina (ROU)
Assistant Referee 2: NADOLSKA Katarzyna (POL)
General Coordinator: PUCCI Stefano (ITA)

Goals Scored:

GAREFREKES Kerstin (GER) 105', LAUDEHR Simone (GER) 115'

SWE - Sweden

[1] LINDAHL Hedvig (GK)
[5] SEGER Caroline
[6] THUNEBRO Sara
[7] LARSSON Sara (-110')
[8] SCHELIN Lotta
[9] LANDSTROM Jessica
[11] SVENSSON Victoria (C)
[13] OSTBERG Frida
[15] SJOGRAN Therese (-110')
[16] FORSBERG Linda (-67')
[17] ROHLIN Charlotte

Substitutes:

[2] WESTBERG Karolina
[3] SEGERSTROM Stina
[4] PAULSON Anna (+67')
[10] ALMGREN Johanna (+110')
[12] JONSSON Caroline (GK)
[18] FISCHER Nilla
[19] ARONSSON Maria (+110')

Coach: DENNERBY Thomas (SWE)

GER - Germany

[1] ANGERER Nadine (GK)
[2] STEGEMANN Kerstin
[5] KRAHN Annike
[6] BRESNIK Linda (-71')
[7] BEHRINGER Melanie
[9] PRINZ Birgit (C)
[10] LINGOR Renate
[11] MITTAG Anja
[14] LAUDEHR Simone
[17] HINGST Ariane
[18] GAREFREKES Kerstin

Substitutes:

[3] BARTUSIAK Saskia
[4] PETER Babett (+71')
[8] SMISEK Sandra
[12] HOLL Ursula (GK)
[13] OKOYINO DA MBABI Celia
[15] BAJRAMAJ Fatmire
[16] POHLERS Conny

Coach: NEID Silvia (GER)

Cautions:

LANDSTROM Jessica (SWE) 56', PRINZ Birgit (GER) 100', SEGER Caroline (SWE) 100'

Expulsions:

None

Additional Time:

first half: 0 min., second half: 3 min., first extra time: 0 min., second extra time: 0 min.

MATCH REPORT

比赛报告 / RAPPORT DE MATCH

SWE - GER
0:2 AET

Attendance: 17,209

SWE - Sweden

16
9
14
10
1
0
5
0
2
0
0
49%
34

STATISTICS

Shots 23
Shots on Goal 10
Fouls 5
Corner Kicks 8
Free Kicks 0
Penalty Kicks 0
Offsides 6
Own Goals 0
Cautions (Yellow Cards) 1
Expulsions (2nd Yellow) 0
Expulsions (Red Cards) 0
Ball Possession 51%
Actual Playing Time 35

GER - Germany

23
10
5
8
0
0
6
0
1
0
0
51%
35

| SWE - Sweden | | | | | | | | | | | | |
|--------------------|-----------------------|-----|-----|----|----|------|----|-------|----|---|------|---|
| No. | Name | Pos | Min | GF | GA | SG/S | PK | Fouls | | Y | 2Y=R | R |
| | | | | | | | | FC | FS | | | |
| 1 | LINDAHL Hedvig | GK | 120 | | 2 | | | | | | | |
| 5 | SEGER Caroline | M | 120 | | | 1/1 | | 3 | 2 | 1 | | |
| 6 | THUNEBRO Sara | D | 120 | | | | | | | | | |
| 7 | LARSSON Sara | D | 110 | | | 1/1 | | | | | | |
| 8 | SCHELIN Lotta | F | 120 | | | 1/2 | | | | | | |
| 9 | LANDSTROM Jessica | F | 120 | | | 3/5 | | 7 | 1 | 1 | | |
| 11 | SVENSSON Victoria (C) | F | 120 | | | 0/1 | | | 1 | | | |
| 13 | OSTBERG Frida | D | 120 | | | 0/1 | | 3 | | | | |
| 15 | SJOGREN Therese | M | 110 | | | 2/3 | | | | | | |
| 16 | FORSBERG Linda | M | 67 | | | | | 1 | | | | |
| 17 | ROHLIN Charlotte | D | 120 | | | | | | | | | |
| Substitutes | | | | | | | | | | | | |
| 4 | PAULSON Anna | D | 53 | | | 1/1 | | | | | | |
| 10 | ALMGREN Johanna | M | 10 | | | | | | | | | |
| 19 | ARONSSON Maria | F | 10 | | | | | | | | | |
| Totals | | | | | 2 | 9/16 | | 14 | 4 | 2 | | |

| GER - Germany | | | | | | | | | | | | |
|--------------------|--------------------|-----|-----|----|----|-------|----|-------|----|---|------|---|
| No. | Name | Pos | Min | GF | GA | SG/S | PK | Fouls | | Y | 2Y=R | R |
| | | | | | | | | FC | FS | | | |
| 1 | ANGERER Nadine | GK | 120 | | | | | | | | | |
| 2 | STEGEMANN Kerstin | D | 120 | | | 0/1 | | 1 | 1 | | | |
| 5 | KRAHN Annike | D | 120 | | | | | 1 | | | | |
| 6 | BRESONIK Linda | M | 71 | | | 2/3 | | | 4 | | | |
| 7 | BEHRINGER Melanie | M | 120 | | | 2/5 | | | | | | |
| 9 | PRINZ Birgit (C) | F | 120 | | | 2/5 | | 1 | 1 | 1 | | |
| 10 | LINGOR Renate | M | 120 | | | | | | 3 | | | |
| 11 | MITTAG Anja | F | 120 | | | 0/5 | | | | | | |
| 14 | LAUDEHR Simone | M | 120 | 1 | | 2/2 | | 1 | 1 | | | |
| 17 | HINGST Ariane | D | 120 | | | | | | 1 | | | |
| 18 | GAREFREKES Kerstin | M | 120 | 1 | | 2/2 | | 1 | 1 | | | |
| Substitutes | | | | | | | | | | | | |
| 4 | PETER Babett | D | 49 | | | | | | | | | |
| Totals | | | | | 2 | 10/23 | | 5 | 12 | 1 | | |

| Legend: | | | | | |
|---------|----------------------------------|----|-----------------------------|------|------------------------|
| -nn | Time when player substituted out | | | (C) | Captain |
| +nn | Time when player substituted in | | | 2Y=R | 2nd Yellow = Red Card |
| D | Defender | F | Forward | FC | Fouls Committed |
| GA | Goals Against | GF | Goals For | GK | Goalkeeper |
| Min | Minutes Played | PK | Penalty Kicks (Goals/Shots) | Pos | Position |
| SG/S | Shots on Goal/Shots | Y | Cautions (Yellow Cards) | | |
| | | | | AET | After Extra Time |
| | | | | FS | Fouls Suffered |
| | | | | M | Midfielder |
| | | | | R | Expulsions (Red Cards) |

MATCH REPORT

比赛报告 / RAPPORT DE MATCH

CHN - JPN
0:2 (0:1)

Attendance: 28,459

Match Officials:

Referee: BECK Christine (GER)
4th Official: DE SILVA Shane (TRI)
Match Commissioner: ADOUM Djibrine (CHA)

Assistant Referee 1: VILLA GUTIERREZ Maria Luisa (ESP)
Assistant Referee 2: MUELLER Inka (GER)
General Coordinator: COMNINOS Patrick (GRE)

Goals Scored:

SAWA Homare (JPN) 15', NAGASATO Yuki (JPN) 80'

CHN - China

[1] ZHANG Yanru (GK)
[3] LI Jie (C)
[4] ZHANG Ying (-55')
[5] WENG Xinzhi
[6] ZHANG Na (-57')
[7] BI Yan
[8] XU Yuan
[9] HAN Duan
[11] PU Wei
[14] LIU Huana
[15] ZHOU Gaoping

Substitutes:

[2] YUAN Fan
[10] LIU Sa
[12] LOU Jiahui (+57')
[13] JIANG Shuai
[16] WANG Dandan (+55')
[17] GU Yasha
[18] HAN Wenxia (GK)

Coach: SHANG Ruihua (CHN)

Cautions:

NAGASATO Yuki (JPN) 32'

Expulsions:

None

Additional Time:

first half: 2 min., second half: 4 min.

JPN - Japan

[1] FUKUMOTO Miho (GK)
[2] KINGA Yukari
[3] IKEDA Hiromi (C)
[4] IWASHIMIZU Azusa
[7] ANDO Kozue
[8] MIYAMA Aya
[10] SAWA Homare
[11] OHNO Shinobu (-86')
[14] YANO Kyoko (-54')
[15] SAKAGUCHI Mizuho
[17] NAGASATO Yuki (-87')

Substitutes:

[5] YANAGITA Miyuki (+54')
[6] KATO Tomoe
[9] ARAKAWA Eriko (+87')
[12] MARUYAMA Karina (+86')
[13] HARA Ayumi
[16] UTSUGI Rumi
[18] KAIHORI Ayumi (GK)

Coach: SASAKI Norio (JPN)



MATCH REPORT

比赛报告 / RAPPORT DE MATCH

CHN - JPN
0:2 (0:1)

Attendance: 28,459

CHN - China

5
2
7
4
0
0
1
0
0
0
0
0
0
55%
30

STATISTICS

Shots
Shots on Goal
Fouls
Corner Kicks
Free Kicks
Penalty Kicks
Offsides
Own Goals
Cautions (Yellow Cards)
Expulsions (2nd Yellow)
Expulsions (Red Cards)
Ball Possession
Actual Playing Time

JPN - Japan

15
9
4
7
1
0
6
0
1
0
0
45%
24

| CHN - China | | | | | | | | | | | | |
|--------------------|--------------|-----|-----|----|----|------|----|-------|----|---|------|---|
| No. | Name | Pos | Min | GF | GA | SG/S | PK | Fouls | | Y | 2Y=R | R |
| | | | | | | | | FC | FS | | | |
| 1 | ZHANG Yanru | GK | 90 | | 2 | | | | | | | |
| 3 | LI Jie (C) | D | 90 | | | 0/1 | | 2 | | | | |
| 4 | ZHANG Ying | D | 55 | | | | | | | | | |
| 5 | WENG Xinzhi | D | 90 | | | | | | | | | |
| 6 | ZHANG Na | M | 57 | | | | | | | | | |
| 7 | BI Yan | M | 90 | | | | | | | | | |
| 8 | XU Yuan | F | 90 | | | 0/1 | | 1 | | | | |
| 9 | HAN Duan | F | 90 | | | 1/1 | | 1 | | | | |
| 11 | PU Wei | D | 90 | | | 0/1 | | 2 | 3 | | | |
| 14 | LIU Huana | D | 90 | | | | | | | | | |
| 15 | ZHOU Gaoping | D | 90 | | | | | | | | | |
| Substitutes | | | | | | | | | | | | |
| 12 | LOU Jiahui | M | 33 | | | | | 1 | | | | |
| 16 | WANG Dandan | M | 35 | | | 1/1 | | | | | | |
| Totals | | | | | 2 | 2/5 | | 7 | 3 | | | |

| JPN - Japan | | | | | | | | | | | | |
|--------------------|------------------|-----|-----|----|----|------|----|-------|----|---|------|---|
| No. | Name | Pos | Min | GF | GA | SG/S | PK | Fouls | | Y | 2Y=R | R |
| | | | | | | | | FC | FS | | | |
| 1 | FUKUMOTO Miho | GK | 90 | | | | | | | | | |
| 2 | KINGA Yukari | D | 90 | | | 2/3 | | | | | | |
| 3 | IKEDA Hiromi (C) | D | 90 | | | | | | | | | |
| 4 | IWASHIMIZU Azusa | D | 90 | | | | | | 1 | | | |
| 7 | ANDO Kozue | D | 90 | | | 0/1 | | 1 | | | | |
| 8 | MIYAMA Aya | M | 90 | | | 1/1 | | 1 | 1 | | | |
| 10 | SAWA Homare | M | 90 | 1 | | 1/1 | | | 1 | | | |
| 11 | OHNO Shinobu | F | 85 | | | 2/3 | | | | | | |
| 14 | YANO Kyoko | D | 54 | | | | | | | | | |
| 15 | SAKAGUCHI Mizuho | M | 90 | | | 0/1 | | | 1 | | | |
| 17 | NAGASATO Yuki | F | 87 | 1 | | 3/5 | | 2 | 1 | 1 | | |
| Substitutes | | | | | | | | | | | | |
| 5 | YANAGITA Miyuki | M | 36 | | | | | | 1 | | | |
| 9 | ARAKAWA Eriko | F | 3 | | | | | | | | | |
| 12 | MARUYAMA Karina | F | 5 | | | | | | 1 | | | |
| Totals | | | | | 2 | 9/15 | | 4 | 7 | 1 | | |

| | | | | | |
|----------------|----------------------------------|------|-----------------------|------|---------------------|
| Legend: | | | | | |
| -nn | Time when player substituted out | (C) | Captain | | |
| +nn | Time when player substituted in | 2Y=R | 2nd Yellow = Red Card | D | Defender |
| F | Forward | FC | Fouls Committed | GA | Goals Against |
| GF | Goals For | GK | Goalkeeper | Min | Minutes Played |
| PK | Penalty Kicks (Goals/Shots) | Pos | Position | SG/S | Shots on Goal/Shots |
| Y | Cautions (Yellow Cards) | | | | |

MATCH REPORT

比赛报告 / RAPPORT DE MATCH

BRA - GER
4:1 (1:1)

Attendance: 26,976

Match Officials:

Referee: HONG Eun Ah (KOR)
4th Official: NIU Huijun (CHN)
Match Commissioner: MEMENE Seyi (TOG)

Assistant Referee 1: HO Sarah (AUS)
Assistant Referee 2: LIU Hongjuan (CHN)
General Coordinator: JOHN Windsor (MAS)

Goals Scored:

PRINZ Birgit (GER) 10', FORMIGA (BRA) 43', CRISTIANE (BRA) 49', MARTA (BRA) 53', CRISTIANE (BRA) 76'

BRA - Brazil

[12] BARBARA (GK)
[2] SIMONE
[4] TANIA (C)
[5] RENATA COSTA
[6] MAYCON
[7] DANIELA (-76')
[8] FORMIGA
[9] ESTER
[10] MARTA
[11] CRISTIANE (-86')
[16] ERIKA

Substitutes:

[1] ANDREIA (GK)
[3] ANDREIA ROSA
[13] FRANCIELLE (+76')
[14] PRETINHA
[15] FABIANA (+86')
[17] MAURINE
[18] ROSANA

Coach: BARCELLOS Jorge (BRA)

Cautions:

RENATA COSTA (BRA) 21', LAUDEHR Simone (GER) 40', MARTA (BRA) 61', PRINZ Birgit (GER) 88', FORMIGA (BRA) 94'

Expulsions:

None

Additional Time:

first half: 3 min., second half: 4 min.

GER - Germany

[1] ANGERER Nadine (GK)
[2] STEGEMANN Kerstin
[4] PETER Babett
[5] KRAHN Annike
[7] BEHRINGER Melanie (-60')
[9] PRINZ Birgit (C)
[10] LINGOR Renate
[11] MITTAG Anja (-60')
[14] LAUDEHR Simone
[17] HINGST Ariane
[18] GAREFREKES Kerstin

Substitutes:

[3] BARTUSIAK Saskia
[8] SMISEK Sandra
[12] HOLL Ursula (GK)
[13] OKOYINO DA MBABI Celia (+60')
[15] BAJRAMAJ Fatmire (+60')
[16] POHLERS Conny
[6] BRESONIK Linda (I)

Coach: NEID Silvia (GER)



MATCH REPORT

比赛报告 / RAPPORT DE MATCH

BRA - GER
4:1 (1:1)

Attendance: 26,976

BRA - Brazil

16
10
15
5
0
0
0
0
3
0
0
57%
30

STATISTICS

Shots
Shots on Goal
Fouls
Corner Kicks
Free Kicks
Penalty Kicks
Offsides
Own Goals
Cautions (Yellow Cards)
Expulsions (2nd Yellow)
Expulsions (Red Cards)
Ball Possession
Actual Playing Time

GER - Germany

15
10
14
9
1
0
1
0
2
0
0
43%
23

| BRA - Brazil | | | | | | | | | | | | |
|--------------------|--------------|-----|-----|----|----|------|-------|-------|----|----|------|---|
| No. | Name | Pos | Min | GF | GA | SG/S | PK | Fouls | | Y | 2Y=R | R |
| | | | | | | | | FC | FS | | | |
| 12 | BARBARA | GK | 90 | | 1 | | | | | | | |
| 2 | SIMONE | D | 90 | | | 1/1 | | 1 | 2 | | | |
| 4 | TANIA (C) | D | 90 | | | | | 1 | 1 | | | |
| 5 | RENATA COSTA | D | 90 | | | 0/1 | | 1 | 1 | 1 | | |
| 6 | MAYCON | M | 90 | | | | | 1 | 1 | | | |
| 7 | DANIELA | M | 76 | | | 1/1 | | 4 | | | | |
| 8 | FORMIGA | M | 90 | 1 | | 2/2 | | 3 | 3 | 1 | | |
| 9 | ESTER | M | 90 | | | | | | 2 | | | |
| 10 | MARTA | F | 90 | 1 | | 3/5 | | 1 | 3 | 1 | | |
| 11 | CRISTIANE | F | 86 | 2 | | 3/5 | | | 1 | | | |
| 16 | ERIKA | D | 90 | | | | | 2 | | | | |
| Substitutes | | | | | | | | | | | | |
| 13 | FRANCIELLE | M | 14 | | | 0/1 | | 1 | | | | |
| 15 | FABIANA | F | 4 | | | | | | | | | |
| Totals | | | | | 4 | 1 | 10/16 | | 15 | 14 | 3 | |

| GER - Germany | | | | | | | | | | | | |
|--------------------|------------------------|-----|-----|----|----|------|-------|-------|----|----|------|---|
| No. | Name | Pos | Min | GF | GA | SG/S | PK | Fouls | | Y | 2Y=R | R |
| | | | | | | | | FC | FS | | | |
| 1 | ANGERER Nadine | GK | 90 | | 4 | | | | 1 | | | |
| 2 | STEGEMANN Kerstin | D | 90 | | | | | 1 | 1 | | | |
| 4 | PETER Babett | D | 90 | | | 0/1 | | | | | | |
| 5 | KRAHN Annike | D | 90 | | | 1/2 | | | 1 | | | |
| 7 | BEHRINGER Melanie | M | 60 | | | 1/2 | | 2 | | | | |
| 9 | PRINZ Birgit (C) | F | 90 | 1 | | 4/4 | | 2 | 4 | 1 | | |
| 10 | LINGOR Renate | M | 90 | | | | | 2 | 1 | | | |
| 11 | MITTAG Anja | F | 60 | | | 3/3 | | | 1 | | | |
| 14 | LAUDEHR Simone | M | 90 | | | 0/1 | | 4 | 1 | 1 | | |
| 17 | HINGST Ariane | D | 90 | | | | | | | | | |
| 18 | GAREFREKES Kerstin | M | 90 | | | 1/2 | | 2 | 2 | | | |
| Substitutes | | | | | | | | | | | | |
| 13 | OKOYINO DA MBABI Celia | M | 30 | | | | | | 1 | | | |
| 15 | BAJRAMAJ Fatmire | M | 30 | | | | | 1 | 1 | | | |
| Totals | | | | | 1 | 4 | 10/15 | | 14 | 14 | 2 | |

| Legend: | | | | | |
|---------|----------------------------------|------|-----------------------------|----|------------------------|
| -nn | Time when player substituted out | (C) | Captain | | |
| +nn | Time when player substituted in | 2Y=R | 2nd Yellow = Red Card | D | Defender |
| F | Forward | FC | Fouls Committed | GA | Goals Against |
| GF | Goals For | GK | Goalkeeper | I | Injured |
| Min | Minutes Played | PK | Penalty Kicks (Goals/Shots) | M | Midfielder |
| SG/S | Shots on Goal/Shots | Y | Cautions (Yellow Cards) | R | Expulsions (Red Cards) |

MATCH REPORT

比赛报告 / RAPPORT DE MATCH

JPN - USA
2:4 (1:2)

Attendance: 50,937

Match Officials:

Referee: PETIGNAT Nicole (SUI)
4th Official: KAMNUENG Pannipar (THA)
Match Commissioner: NSEKERA Lydia (BDI)

Assistant Referee 1: CINI Cristina (ITA)
Assistant Referee 2: VIVES SOLANA Karine (FRA)
General Coordinator: SIEBER Walter (CAN)

Goals Scored:

OHNO Shinobu (JPN) 17', HUCLES Angela (USA) 41', CHALUPNY Lori (USA) 44', O REILLY Heather (USA) 71', HUCLES Angela (USA) 81', ARAKAWA Eriko (JPN) 93'

JPN - Japan

[1] FUKUMOTO Miho (GK)
[2] KINGA Yukari
[3] IKEDA Hiromi (C)
[4] IWASHIMIZU Azusa
[7] ANDO Kozue (-56')
[8] MIYAMA Aya
[10] SAWA Homare
[11] OHNO Shinobu (-71')
[14] YANO Kyoko (-73')
[15] SAKAGUCHI Mizuho
[17] NAGASATO Yuki

Substitutes:

[5] YANAGITA Miyuki
[6] KATO Tomoe
[9] ARAKAWA Eriko (+71')
[12] MARUYAMA Karina (+73')
[13] HARA Ayumi (+56')
[16] UTSUGI Rumi
[18] KAIHORI Ayumi (GK)

Coach: SASAKI Norio (JPN)

Cautions:

O REILLY Heather (USA) 40', MITTS Heather (USA) 50'

Expulsions:

None

Additional Time:

first half: 0 min., second half: 3 min.

USA - United States

[1] SOLO Hope (GK)
[2] MITTS Heather (-86')
[3] RAMPONE Christie (C)
[5] TARPLEY Lindsay (-67')
[7] BOXX Shannon
[8] RODRIGUEZ Amy (-83')
[9] O REILLY Heather
[11] LLOYD Carli
[15] MARKGRAF Kate
[16] HUCLES Angela
[17] CHALUPNY Lori

Substitutes:

[4] BUEHLER Rachel
[6] KAI Natasha (+67')
[10] WAGNER Aly
[12] CHENEY Lauren (+83')
[13] HEATH Tobin
[14] COX Stephanie (+86')
[18] BARNHART Nicole (GK)

Coach: SUNDHAGE Pia (SWE)

MATCH REPORT

比赛报告 / RAPPORT DE MATCH

JPN - USA
2:4 (1:2)

Attendance: 50,937

JPN - Japan

9
7
7
4
0
0
6
0
0
0
0
0
0
49%
28

STATISTICS

Shots 17
Shots on Goal 13
Fouls 16
Corner Kicks 7
Free Kicks 0
Penalty Kicks 0
Offsides 2
Own Goals 0
Cautions (Yellow Cards) 2
Expulsions (2nd Yellow) 0
Expulsions (Red Cards) 0
Ball Possession 51%
Actual Playing Time 29

USA - United States

17
13
16
7
0
0
2
0
2
0
0
0
51%
29

| JPN - Japan | | | | | | | | | | | | | |
|--------------------|------------------|-----|-----|----|----|------|-----|-------|----|----|------|---|--|
| No. | Name | Pos | Min | GF | GA | SG/S | PK | Fouls | | Y | 2Y=R | R | |
| | | | | | | | | FC | FS | | | | |
| 1 | FUKUMOTO Miho | GK | 90 | | 4 | | | | | | | | |
| 2 | KINGA Yukari | D | 90 | | | | | | 3 | | | | |
| 3 | IKEDA Hiromi (C) | D | 90 | | | | | | 1 | | | | |
| 4 | IWASHIMIZU Azusa | D | 90 | | | | | | | | | | |
| 7 | ANDO Kozue | D | 56 | | | | | | 1 | | | | |
| 8 | MIYAMA Aya | M | 90 | | | | | 1 | 2 | | | | |
| 10 | SAWA Homare | M | 90 | | | 1/2 | | 4 | 4 | | | | |
| 11 | OHNO Shinobu | F | 71 | 1 | | 2/3 | | | 1 | | | | |
| 14 | YANO Kyoko | D | 73 | | | | | | 1 | | | | |
| 15 | SAKAGUCHI Mizuho | M | 90 | | | 1/1 | | | | | | | |
| 17 | NAGASATO Yuki | F | 90 | | | 2/2 | | 2 | 2 | | | | |
| Substitutes | | | | | | | | | | | | | |
| 9 | ARAKAWA Eriko | F | 19 | 1 | | 1/1 | | | 1 | | | | |
| 12 | MARUYAMA Karina | F | 17 | | | | | | | | | | |
| 13 | HARA Ayumi | M | 34 | | | | | | | | | | |
| Totals | | | | | 2 | 4 | 7/9 | | 7 | 16 | | | |

| USA - United States | | | | | | | | | | | | | |
|---------------------|----------------------|-----|-----|----|----|------|-------|-------|----|---|------|---|--|
| No. | Name | Pos | Min | GF | GA | SG/S | PK | Fouls | | Y | 2Y=R | R | |
| | | | | | | | | FC | FS | | | | |
| 1 | SOLO Hope | GK | 90 | | 2 | | | | | | | | |
| 2 | MITTS Heather | D | 86 | | | | | 1 | 1 | 1 | | | |
| 3 | RAMPONE Christie (C) | D | 90 | | | | | | | | | | |
| 5 | TARPLEY Lindsay | M | 67 | | | 0/1 | | 2 | | | | | |
| 7 | BOXX Shannon | M | 90 | | | | | 2 | 1 | | | | |
| 8 | RODRIGUEZ Amy | F | 83 | | | 2/2 | | 2 | | | | | |
| 9 | O REILLY Heather | M | 90 | 1 | | 2/2 | | 4 | | 1 | | | |
| 11 | LLOYD Carli | M | 90 | | | 2/2 | | 1 | 3 | | | | |
| 15 | MARKGRAF Kate | D | 90 | | | | | 1 | 1 | | | | |
| 16 | HUCLES Angela | M | 90 | 2 | | 3/4 | | | | | | | |
| 17 | CHALUPNY Lori | D | 90 | 1 | | 1/2 | | 2 | | | | | |
| Substitutes | | | | | | | | | | | | | |
| 6 | KAI Natasha | F | 23 | | | 1/1 | | 1 | | | | | |
| 12 | CHENEY Lauren | F | 7 | | | 2/3 | | | | | | | |
| 14 | COX Stephanie | D | 4 | | | | | | | | | | |
| Totals | | | | | 4 | 2 | 13/17 | | 16 | 6 | 2 | | |

| | | | | | |
|----------------|----------------------------------|------|-----------------------|------|---------------------|
| Legend: | | | | | |
| -nn | Time when player substituted out | (C) | Captain | | |
| +nn | Time when player substituted in | 2Y=R | 2nd Yellow = Red Card | D | Defender |
| F | Forward | FC | Fouls Committed | GA | Goals Against |
| GF | Goals For | GK | Goalkeeper | Min | Minutes Played |
| PK | Penalty Kicks (Goals/Shots) | Pos | Position | SG/S | Shots on Goal/Shots |
| Y | Cautions (Yellow Cards) | | | | |

MATCH REPORT

比赛报告 / RAPPORT DE MATCH

GER - JPN
2:0 (0:0)

Attendance: 49,285

Match Officials:

Referee: ALVAREZ Estela (ARG)
4th Official: SEITZ Kari (USA)
Match Commissioner: CAMACHO-KORTMAN Yolanda (CRC)

Assistant Referee 1: MUNOZ Rita (MEX)
Assistant Referee 2: NDAH Tempa (BEN)
General Coordinator: SIEBER Walter (CAN)

Goals Scored:

BAJRAMAJ Fatmire (GER) 69', BAJRAMAJ Fatmire (GER) 87'

GER - Germany

[1] ANGERER Nadine (GK)
[2] STEGEMANN Kerstin
[4] PETER Babett
[5] KRAHN Annike
[7] BEHRINGER Melanie (-59')
[8] SMISEK Sandra (-46' HT)
[9] PRINZ Birgit (C)
[10] LINGOR Renate
[14] LAUDEHR Simone (-64')
[17] HINGST Ariane
[18] GAREFREKES Kerstin

Substitutes:

[3] BARTUSIAK Saskia
[6] BRESONIK Linda
[11] MITTAG Anja
[12] HOLL Ursula (GK)
[13] OKOYINO DA MBABI Celia (+64')
[15] BAJRAMAJ Fatmire (+59')
[16] POHLERS Conny (+46' HT)

Coach: NEID Silvia (GER)

Cautions:

LAUDEHR Simone (GER) 27', KINGA Yukari (JPN) 59'

Expulsions:

None

Additional Time:

first half: 1 min., second half: 3 min.

JPN - Japan

[1] FUKUMOTO Miho (GK)
[2] KINGA Yukari
[3] IKEDA Hiromi (C)
[4] IWASHIMIZU Azusa
[8] MIYAMA Aya
[10] SAWA Homare
[11] OHNO Shinobu (-68')
[13] HARA Ayumi (-75')
[14] YANO Kyoko (-88')
[15] SAKAGUCHI Mizuho
[17] NAGASATO Yuki

Substitutes:

[5] YANAGITA Miyuki
[6] KATO Tomoe
[7] ANDO Kozue
[9] ARAKAWA Eriko (+75')
[12] MARUYAMA Karina (+68')
[16] UTSUGI Rumi (+88')
[18] KAIHORI Ayumi (GK)

Coach: SASAKI Norio (JPN)



MATCH REPORT

比赛报告 / RAPPORT DE MATCH

GER - JPN
2:0 (0:0)

Attendance: 49,285

GER - Germany

11
6
9
3
0
0
7
0
1
0
0
48%
30

STATISTICS

Shots 9
Shots on Goal 7
Fouls 9
Corner Kicks 3
Free Kicks 0
Penalty Kicks 0
Offsides 1
Own Goals 0
Cautions (Yellow Cards) 1
Expulsions (2nd Yellow) 0
Expulsions (Red Cards) 0
Ball Possession 52%
Actual Playing Time 32

JPN - Japan

9
7
9
3
0
0
1
0
1
0
0
52%
32

| GER - Germany | | | | | | | | | | | | |
|--------------------|------------------------|-----|-----|----|----|------|------|-------|----|---|------|---|
| No. | Name | Pos | Min | GF | GA | SG/S | PK | Fouls | | Y | 2Y=R | R |
| | | | | | | | | FC | FS | | | |
| 1 | ANGERER Nadine | GK | 90 | | | | | | | | | |
| 2 | STEGEMANN Kerstin | D | 90 | | | | | | 1 | | | |
| 4 | PETER Babet | D | 90 | | | | | | | | | |
| 5 | KRAHN Annike | D | 90 | | | 1/1 | | | | | | |
| 7 | BEHRINGER Melanie | M | 59 | | | 1/1 | | 3 | 2 | | | |
| 8 | SMISEK Sandra | F | 45 | | | | | | | | | |
| 9 | PRINZ Birgit (C) | F | 90 | | | 0/1 | | | 2 | | | |
| 10 | LINGOR Renate | M | 90 | | | | | | 1 | | | |
| 14 | LAUDEHR Simone | M | 64 | | | 0/1 | | 1 | 2 | 1 | | |
| 17 | HINGST Ariane | D | 90 | | | | | 1 | | | | |
| 18 | GAREFREKES Kerstin | M | 90 | | | 1/2 | | | | | | |
| Substitutes | | | | | | | | | | | | |
| 13 | OKOYINO DA MBABI Celia | M | 26 | | | 0/1 | | 1 | | | | |
| 15 | BAJRAMAJ Fatmire | M | 31 | 2 | | 2/3 | | 1 | | | | |
| 16 | POHLERS Conny | F | 45 | | | 1/1 | | 2 | 1 | | | |
| Totals | | | | | 2 | | 6/11 | | 9 | 9 | 1 | |

| JPN - Japan | | | | | | | | | | | | |
|--------------------|------------------|-----|-----|----|----|------|----|-------|----|---|------|---|
| No. | Name | Pos | Min | GF | GA | SG/S | PK | Fouls | | Y | 2Y=R | R |
| | | | | | | | | FC | FS | | | |
| 1 | FUKUMOTO Miho | GK | 90 | | 2 | | | | | | | |
| 2 | KINGA Yukari | D | 90 | | | 1/1 | | 2 | 2 | 1 | | |
| 3 | IKEDA Hiromi (C) | D | 90 | | | | | | | | | |
| 4 | IWASHIMIZU Azusa | D | 90 | | | | | | 1 | | | |
| 8 | MIYAMA Aya | M | 90 | | | 2/2 | | | | | | |
| 10 | SAWA Homare | M | 90 | | | 2/2 | | 2 | | | | |
| 11 | OHNO Shinobu | F | 68 | | | 0/1 | | 1 | 1 | | | |
| 13 | HARA Ayumi | M | 75 | | | 2/2 | | | 4 | | | |
| 14 | YANO Kyoko | D | 88 | | | 0/1 | | | | | | |
| 15 | SAKAGUCHI Mizuho | M | 90 | | | | | | | | | |
| 17 | NAGASATO Yuki | F | 90 | | | | | 3 | 1 | | | |
| Substitutes | | | | | | | | | | | | |
| 9 | ARAKAWA Eriko | F | 15 | | | | | | | | | |
| 12 | MARUYAMA Karina | F | 22 | | | | | | | | | |
| 16 | UTSUGI Rumi | D | 2 | | | | | 1 | | | | |
| Totals | | | | | 2 | 7/9 | | 9 | 9 | 1 | | |

| Legend: | | | | | |
|---------|----------------------------------|------|-----------------------------|----|------------------------|
| -nn | Time when player substituted out | (C) | Captain | | |
| +nn | Time when player substituted in | 2Y=R | 2nd Yellow = Red Card | D | Defender |
| F | Forward | FC | Fouls Committed | GA | Goals Against |
| GF | Goals For | GK | Goalkeeper | M | Midfielder |
| Min | Minutes Played | PK | Penalty Kicks (Goals/Shots) | R | Expulsions (Red Cards) |
| SG/S | Shots on Goal/Shots | Y | Cautions (Yellow Cards) | | |

MATCH REPORT

比赛报告 / RAPPORT DE MATCH

BRA - USA
0:1 AET

Attendance: 51,612

Match Officials:

Referee: DAMKOVA Dagmar (CZE)
4th Official: BECK Christine (GER)
Match Commissioner: THEUNE-MEYER Tina (GER)

Assistant Referee 1: VILLA GUTIERREZ Maria Luisa (ESP)
Assistant Referee 2: STEINLUND Hege (NOR)
General Coordinator: SIEBER Walter (CAN)

Goals Scored:

LLOYD Carli (USA) 96'

BRA - Brazil

[12] BARBARA (GK)
[2] SIMONE (-104')
[4] TANIA (C)
[5] RENATA COSTA
[6] MAYCON
[7] DANIELA (-77')
[8] FORMIGA (-106'+)
[9] ESTER
[10] MARTA
[11] CRISTIANE
[16] ERIKA

Substitutes:

[1] ANDREIA (GK)
[3] ANDREIA ROSA
[13] FRANCIELLE (+106'+)
[14] PRETINHA
[15] FABIANA (+77')
[17] MAURINE
[18] ROSANA (+104')

Coach: BARCELLOS Jorge (BRA)

USA - United States

[1] SOLO Hope (GK)
[2] MITTS Heather
[3] RAMPONE Christie (C)
[5] TARPLEY Lindsay (-71')
[7] BOXX Shannon
[8] RODRIGUEZ Amy (-120')
[9] O REILLY Heather (-101')
[11] LLOYD Carli
[15] MARKGRAF Kate
[16] HUCLES Angela
[17] CHALUPNY Lori

Substitutes:

[4] BUEHLER Rachel
[6] KAI Natasha (+101')
[10] WAGNER Aly
[12] CHENEY Lauren (+71')
[13] HEATH Tobin
[14] COX Stephanie (+120')
[18] BARNHART Nicole (GK)

Coach: SUNDHAGE Pia (SWE)

Cautions:

MITTS Heather (USA) 37', ROSANA (BRA) 106', ERIKA (BRA) 107', KAI Natasha (USA) 114'

Expulsions:

None

Additional Time:

first half: 1 min., second half: 2 min., first extra time: 1 min., second extra time: 1 min.

MATCH REPORT

比赛报告 / RAPPORT DE MATCH

BRA - USA
0:1 AET

Attendance: 51,612

BRA - Brazil

16
6
13
14
2
0
7
0
2
0
0
58%
46

STATISTICS

Shots
Shots on Goal
Fouls
Corner Kicks
Free Kicks
Penalty Kicks
Offsides
Own Goals
Cautions (Yellow Cards)
Expulsions (2nd Yellow)
Expulsions (Red Cards)
Ball Possession
Actual Playing Time

USA - United States

11
7
14
3
0
0
0
0
2
0
0
42%
34

| BRA - Brazil | | | | | | | | | | | | |
|--------------------|--------------|-----|-----|----|----|------|----|-------|----|---|------|---|
| No. | Name | Pos | Min | GF | GA | SG/S | PK | Fouls | | Y | 2Y=R | R |
| | | | | | | | | FC | FS | | | |
| 12 | BARBARA | GK | 120 | | 1 | | | | | | | |
| 2 | SIMONE | D | 104 | | | 0/1 | | 2 | | | | |
| 4 | TANIA (C) | D | 120 | | | | | | 1 | | | |
| 5 | RENATA COSTA | D | 120 | | | 0/1 | | 3 | 1 | | | |
| 6 | MAYCON | M | 120 | | | | | | 1 | | | |
| 7 | DANIELA | M | 77 | | | 1/1 | | 1 | 3 | | | |
| 8 | FORMIGA | M | 104 | | | 1/1 | | 1 | 1 | | | |
| 9 | ESTER | M | 120 | | | 1/1 | | 1 | | | | |
| 10 | MARTA | F | 120 | | | 3/6 | | 1 | 1 | | | |
| 11 | CRISTIANE | F | 120 | | | 0/4 | | 1 | 4 | | | |
| 16 | ERIKA | D | 120 | | | 0/1 | | 1 | | 1 | | |
| Substitutes | | | | | | | | | | | | |
| 13 | FRANCIELLE | M | 16 | | | | | | 1 | | | |
| 15 | FABIANA | F | 43 | | | | | 1 | | | | |
| 18 | ROSANA | D | 16 | | | | | 1 | 1 | 1 | | |
| Totals | | | | | 1 | 6/16 | | 13 | 14 | 2 | | |

| USA - United States | | | | | | | | | | | | |
|---------------------|----------------------|-----|-----|----|----|------|----|-------|----|---|------|---|
| No. | Name | Pos | Min | GF | GA | SG/S | PK | Fouls | | Y | 2Y=R | R |
| | | | | | | | | FC | FS | | | |
| 1 | SOLO Hope | GK | 120 | | | | | | | | | |
| 2 | MITTS Heather | D | 120 | | | | | 5 | | 1 | | |
| 3 | RAMPONE Christie (C) | D | 120 | | | | | | | | | |
| 5 | TARPLEY Lindsay | M | 71 | | | 1/1 | | | | | | |
| 7 | BOXX Shannon | M | 120 | | | | | 3 | 1 | | | |
| 8 | RODRIGUEZ Amy | F | 119 | | | 3/4 | | | 1 | | | |
| 9 | O REILLY Heather | M | 101 | | | | | 1 | | | | |
| 11 | LLOYD Carli | M | 120 | 1 | | 2/4 | | 2 | 4 | | | |
| 15 | MARKGRAF Kate | D | 120 | | | | | | 1 | | | |
| 16 | HUCLES Angela | M | 120 | | | 1/2 | | 1 | 1 | | | |
| 17 | CHALUPNY Lori | D | 120 | | | | | 1 | 2 | | | |
| Substitutes | | | | | | | | | | | | |
| 6 | KAI Natasha | F | 19 | | | | | 1 | 3 | 1 | | |
| 12 | CHENEY Lauren | F | 49 | | | | | | | | | |
| 14 | COX Stephanie | D | 1 | | | | | | | | | |
| Totals | | | | | 1 | 7/11 | | 14 | 13 | 2 | | |

| Legend: | | | | | |
|---------|----------------------------------|------|-----------------------------|-----|------------------------|
| -nn | Time when player substituted out | (C) | Captain | | |
| +nn | Time when player substituted in | 2Y=R | 2nd Yellow = Red Card | AET | After Extra Time |
| D | Defender | F | Forward | FS | Fouls Suffered |
| GA | Goals Against | GF | Goals For | M | Midfielder |
| Min | Minutes Played | PK | Penalty Kicks (Goals/Shots) | R | Expulsions (Red Cards) |
| SG/S | Shots on Goal/Shots | Y | Cautions (Yellow Cards) | | |

CUMULATIVE STATISTICS

累积技术统计 / STATISTIQUES CUMULATIVES

USA - United States

After 6 matches

| No. | Name | Pos | NOR 0:2 (0:2) | JPN 1:0 (1:0) | NZL 4:0 (2:0) | CAN 2:1 AET (1:1, 1:1) | JPN 4:2 (2:1) | BRA 1:0 AET | Min | GF | GA | SG/S | PK | Fouls | | Y | 2Y=R | R | | |
|---------------|------------------|-----|---------------|---------------|---------------|------------------------|---------------|-------------|-----|----|----|-------|--------|-------|----|----|------|---|--|--|
| | | | | | | | | | | | | | | FC | FS | | | | | |
| 1 | SOLO Hope | GK | 90 | 90 | 90 | 120 | 90 | 120 | 600 | | 5 | | | | | | | | | |
| 2 | MITTS Heather | D | 90 | 90 | 62 | 120 | 86 | 120 | 568 | | | 1/2 | | 9 | 4 | 2 | | | | |
| 3 | RAMPONE Christie | D | 90 | 90 | 90 | 120 | 90 | 120 | 600 | | | 1/3 | | | 3 | | | | | |
| 4 | BUEHLER Rachel | D | S | 7 | 90 | S | S | S | 97 | | | | | 1 | 2 | | | | | |
| 5 | TARPLEY Lindsay | M | 46 | 73 | 90 | 82 | 67 | 71 | 429 | 1 | | 7/10 | | 3 | | | | | | |
| 6 | KAI Natasha | F | 90 | 4 | 33 | 30 | 23 | 19 | 199 | 1 | | 4/8 | | 2 | 6 | 1 | | | | |
| 7 | BOXX Shannon | M | 90 | 90 | 90 | 120 | 90 | 120 | 600 | | | 6/13 | | 13 | 9 | | | | | |
| 8 | RODRIGUEZ Amy | F | 44 | 86 | 57 | 109 | 83 | 119 | 498 | 1 | | 11/17 | | 5 | 2 | | | | | |
| 9 | O REILLY Heather | M | 90 | 90 | 76 | 90 | 90 | 101 | 537 | 2 | | 7/11 | | 7 | 4 | 1 | | | | |
| 10 | WAGNER Aly | M | S | S | 14 | S | S | S | 14 | | | | | | | | | | | |
| 11 | LLOYD Carli | M | 90 | 90 | 90 | 120 | 90 | 120 | 600 | 2 | | 14/25 | | 16 | 13 | | | | | |
| 12 | CHENEY Lauren | F | S | S | S | 11 | 7 | 49 | 67 | | | 2/5 | | 1 | 1 | 1 | | | | |
| 13 | HEATH Tobin | M | 12 | 17 | S | 38 | S | S | 67 | | | | | 2 | | | | | | |
| 14 | COX Stephanie | D | 63 | 83 | 28 | S | 4 | 1 | 179 | | | | | | 1 | | | | | |
| 15 | MARKGRAF Kate | D | 90 | 90 | S | 120 | 90 | 120 | 510 | | | 0/1 | | 2 | 4 | | | | | |
| 16 | HUCLES Angela | M | 90 | 90 | 90 | 120 | 90 | 120 | 600 | 4 | | 14/22 | | 3 | 2 | | | | | |
| 17 | CHALUPNY Lori | D | 15 | S | 90 | 120 | 90 | 120 | 435 | 1 | | 4/5 | | 3 | 9 | | | | | |
| 18 | BARNHART Nicole | GK | S | S | S | S | S | S | | | | | | | | | | | | |
| Totals | | | | | | | | | | | 12 | 5 | 71/122 | | 67 | 60 | 5 | | | |

Corner Kicks: 35
Free Kicks: 2
Offsides: 19
Penalty Kicks Against (Goals/Shots): 0/0
Own Goals: 0
Own Goals Against: 0

| | | | | | | | |
|----------------|-------------------------|------------|------------------------|------------|----------------|-------------|-----------------------------|
| Legend: | | | | | | | |
| 2Y=R | 2nd Yellow = Red Card | AET | After Extra Time | D | Defender | F | Forward |
| FC | Fouls Committed | FS | Fouls Suffered | GA | Goals Against | GF | Goals For |
| GK | Goalkeeper | M | Midfielder | Min | Minutes Played | PK | Penalty Kicks (Goals/Shots) |
| Pos | Position | R | Expulsions (Red Cards) | S | Substitute | SG/S | Shots on Goal/Shots |
| Y | Cautions (Yellow Cards) | | | | | | |

CUMULATIVE STATISTICS

累积技术统计 / STATISTIQUES CUMULATIVES

BRA - Brazil After 6 matches

| No. | Name | Pos | GER 0:0 | PRK 2:1 (2:0) | NGR 3:1 (3:1) | NOR 2:1 (1:0) | GER 4:1 (1:1) | USA 0:1 AET | Min | GF | GA | SG/S | PK | Fouls | | Y | 2Y=R | R | | |
|---------------|--------------|-----|---------|---------------|---------------|---------------|---------------|-------------|-----|----|----|-------|-------|-------|----|----|------|---|--|--|
| | | | | | | | | | | | | | | FC | FS | | | | | |
| 1 | ANDREIA | GK | 90 | 90 | S | S | S | S | 180 | | 1 | | | | | | | | | |
| 2 | SIMONE | D | 90 | 90 | 90 | 90 | 90 | 104 | 554 | | | 2/3 | | 7 | 6 | | | | | |
| 3 | ANDREIA ROSA | D | 90 | S | S | S | S | S | 90 | | | | | 3 | | | | | | |
| 4 | TANIA | D | 90 | 90 | 90 | 90 | 90 | 120 | 570 | | | | | 5 | 3 | 1 | | | | |
| 5 | RENATA COSTA | D | 90 | 90 | 90 | 90 | 90 | 120 | 570 | | | 1/3 | | 5 | 8 | 1 | | | | |
| 6 | MAYCON | M | 90 | 90 | 90 | 90 | 90 | 120 | 570 | | | 0/1 | | 6 | 6 | | | | | |
| 7 | DANIELA | M | 90 | 89 | 70 | 89 | 76 | 77 | 491 | 2 | | 7/8 | | 9 | 7 | 1 | | | | |
| 8 | FORMIGA | M | 90 | 90 | S | 90 | 90 | 104 | 464 | 1 | | 6/9 | | 10 | 14 | 2 | | | | |
| 9 | ESTER | M | S | 9 | 90 | 90 | 90 | 120 | 399 | | | 1/1 | | 5 | 4 | | | | | |
| 10 | MARTA | F | 90 | 90 | 90 | 90 | 90 | 120 | 570 | 3 | | 11/19 | | 8 | 7 | 2 | | | | |
| 11 | CRISTIANE | F | 81 | 60 | 90 | 90 | 86 | 120 | 527 | 5 | | 11/26 | | 6 | 11 | | | | | |
| 12 | BARBARA | GK | S | S | 90 | 90 | 90 | 120 | 390 | | 4 | | | 1 | | | | | | |
| 13 | FRANCIELLE | M | S | 1 | 20 | 1 | 14 | 16 | 52 | | | 0/1 | | 1 | 1 | | | | | |
| 14 | PRETINHA | F | 9 | 30 | S | S | S | S | 39 | | | | | 1 | | | | | | |
| 15 | FABIANA | F | S | S | S | S | 4 | 43 | 47 | | | | | 1 | | | | | | |
| 16 | ERIKA | D | S | 90 | 90 | 90 | 90 | 120 | 480 | | | 2/4 | | 7 | 2 | 1 | | | | |
| 17 | MAURINE | M | S | S | 12 | S | S | S | 12 | | | | | | 1 | | | | | |
| 18 | ROSANA | D | 90 | 81 | 78 | S | S | 16 | 265 | | | 1/2 | | 5 | 5 | 1 | | | | |
| Totals | | | | | | | | | | | 11 | 5 | 42/77 | | 82 | 75 | 9 | | | |

| | |
|--------------------------------------|-----|
| Corner Kicks: | 36 |
| Free Kicks: | 3 |
| Offsides: | 14 |
| Penalty Kicks Against (Goals/Shots): | 2/2 |
| Own Goals: | 0 |
| Own Goals Against: | 0 |

| | | | | | | | |
|----------------|-------------------------|-----|------------------------|-----|----------------|------|-----------------------------|
| Legend: | | | | | | | |
| 2Y=R | 2nd Yellow = Red Card | AET | After Extra Time | D | Defender | F | Forward |
| FC | Fouls Committed | FS | Fouls Suffered | GA | Goals Against | GF | Goals For |
| GK | Goalkeeper | M | Midfielder | Min | Minutes Played | PK | Penalty Kicks (Goals/Shots) |
| Pos | Position | R | Expulsions (Red Cards) | S | Substitute | SG/S | Shots on Goal/Shots |
| Y | Cautions (Yellow Cards) | | | | | | |

CUMULATIVE STATISTICS

累积技术统计 / STATISTIQUES CUMULATIVES

GER - Germany

After 6 matches

| No. | Name | Pos | BRA 0:0 | NGR 1:0 (0:0) | PRK 1:0 (0:0) | SWE 2:0 AET | BRA 1:4 (1:1) | JPN 2:0 (0:0) | Min | GF | GA | SG/S | PK | Fouls | | Y | 2Y=R | R |
|---------------|------------------------|-----|---------|---------------|---------------|-------------|---------------|---------------|-----|----|----|-------|----|-------|----|---|------|---|
| | | | | | | | | | | | | | | FC | FS | | | |
| 1 | ANGERER Nadine | GK | 90 | 90 | 90 | 120 | 90 | 90 | 570 | | 4 | | | | 1 | | | |
| 2 | STEGEMANN Kerstin | D | 90 | 90 | 90 | 120 | 90 | 90 | 570 | 1 | | 2/3 | | 3 | 4 | | | |
| 3 | BARTUSIAK Saskia | D | S | S | S | S | S | S | | | | | | | | | | |
| 4 | PETER Babett | D | S | S | S | 49 | 90 | 90 | 229 | | | 0/1 | | | | | | |
| 5 | KRAHN Annike | D | 90 | 90 | 90 | 120 | 90 | 90 | 570 | | | 3/5 | | 1 | 2 | | | |
| 6 | BRESONIK Linda | M | 90 | 90 | 90 | 71 | I | S | 341 | | | 2/4 | | 1 | 7 | 1 | | |
| 7 | BEHRINGER Melanie | M | 73 | 90 | 69 | 120 | 60 | 59 | 471 | | | 7/12 | | 9 | 6 | | | |
| 8 | SMISEK Sandra | F | 73 | 62 | 63 | S | S | 45 | 243 | | | 2/4 | | 2 | 4 | | | |
| 9 | PRINZ Birgit | F | 90 | 90 | 90 | 120 | 90 | 90 | 570 | 1 | | 10/17 | | 7 | 14 | 2 | | |
| 10 | LINGOR Renate | M | 90 | 90 | 90 | 120 | 90 | 90 | 570 | | | 0/2 | | 8 | 8 | | | |
| 11 | MITTAG Anja | F | S | 28 | 27 | 120 | 60 | S | 235 | 1 | | 6/11 | | 1 | 2 | | | |
| 12 | HOLL Ursula | GK | S | S | S | S | S | S | | | | | | | | | | |
| 13 | OKOYINO DA MBABI Celia | M | 17 | 26 | S | S | 30 | 26 | 99 | | | 0/2 | | 2 | 1 | | | |
| 14 | LAUDEHR Simone | M | 90 | 64 | 90 | 120 | 90 | 64 | 518 | 1 | | 3/8 | | 15 | 10 | 2 | | |
| 15 | BAJRAMAJ Fatmire | M | 17 | S | 21 | S | 30 | 31 | 99 | 2 | | 2/3 | | 2 | 4 | | | |
| 16 | POHLERS Conny | F | S | S | S | S | S | 45 | 45 | | | 1/1 | | 2 | 1 | | | |
| 17 | HINGST Ariane | D | 90 | 90 | 90 | 120 | 90 | 90 | 570 | | | | | 1 | 1 | | | |
| 18 | GAREFREKES Kerstin | M | 90 | 90 | 90 | 120 | 90 | 90 | 570 | 1 | | 4/8 | | 5 | 11 | | | |
| Totals | | | | | | | | | | 7 | 4 | 42/81 | | 59 | 77 | 5 | | |

| | |
|--------------------------------------|-----|
| Corner Kicks: | 37 |
| Free Kicks: | 3 |
| Offsides: | 20 |
| Penalty Kicks Against (Goals/Shots): | 0/0 |
| Own Goals: | 0 |
| Own Goals Against: | 0 |

| | | | | | | | |
|----------------|-----------------------------|------------|-------------------------|-----------|------------------------|------------|----------------|
| Legend: | | | | | | | |
| 2Y=R | 2nd Yellow = Red Card | AET | After Extra Time | D | Defender | F | Forward |
| FC | Fouls Committed | FS | Fouls Suffered | GA | Goals Against | GF | Goals For |
| GK | Goalkeeper | I | Injured | M | Midfielder | Min | Minutes Played |
| PK | Penalty Kicks (Goals/Shots) | Pos | Position | R | Expulsions (Red Cards) | S | Substitute |
| SG/S | Shots on Goal/Shots | Y | Cautions (Yellow Cards) | | | | |

CUMULATIVE STATISTICS

累积技术统计 / STATISTIQUES CUMULATIVES

JPN - Japan After 6 matches

| No. | Name | Pos | NZL 2:2 (0:1) | USA 0:1 (0:1) | NOR 5:1 (1:1) | CHN 2:0 (1:0) | USA 2:4 (1:2) | GER 0:2 (0:0) | Min | GF | GA | SG/S | PK | Fouls | | Y | 2Y=R | R | |
|---------------|------------------|-----|---------------|---------------|---------------|---------------|---------------|---------------|-----|----|----|------|-------|-------|----|----|------|---|--|
| | | | | | | | | | | | | | | FC | FS | | | | |
| 1 | FUKUMOTO Miho | GK | 90 | 90 | 90 | 90 | 90 | 90 | 540 | | 10 | | | | | | | | |
| 2 | KINGA Yukari | D | 90 | 90 | 90 | 90 | 90 | 90 | 540 | 1 | | 6/10 | | 4 | 6 | 1 | | | |
| 3 | IKEDA Hiromi | D | S | 81 | 90 | 90 | 90 | 90 | 441 | | | | | | 2 | | | | |
| 4 | IWASHIMIZU Azusa | D | 90 | 90 | 90 | 90 | 90 | 90 | 540 | | | | | 3 | 4 | 1 | | | |
| 5 | YANAGITA Miyuki | M | 90 | 90 | S | 36 | S | S | 216 | | | | | 1 | 1 | | | | |
| 6 | KATO Tomoe | M | S | S | 3 | S | S | S | 3 | | | | | 1 | | | | | |
| 7 | ANDO Kozue | D | 82 | 62 | 90 | 90 | 56 | S | 380 | | | 2/5 | | 3 | 4 | | | | |
| 8 | MIYAMA Aya | M | 90 | 90 | 90 | 90 | 90 | 90 | 540 | 1 | | 9/10 | 1/1 | 2 | 5 | | | | |
| 9 | ARAKAWA Eriko | F | 11 | 9 | S | 3 | 19 | 15 | 57 | 1 | | 1/1 | | 1 | 2 | | | | |
| 10 | SAWA Homare | M | 90 | 90 | 90 | 90 | 90 | 90 | 540 | 3 | | 9/11 | | 12 | 8 | 1 | | | |
| 11 | OHNO Shinobu | F | 79 | 90 | 84 | 85 | 71 | 68 | 477 | 2 | | 7/12 | | 2 | 6 | | | | |
| 12 | MARUYAMA Karina | F | 8 | 28 | 6 | 5 | 17 | 22 | 86 | | | 1/2 | | 1 | 2 | | | | |
| 13 | HARA Ayumi | M | S | 25 | 13 | S | 34 | 75 | 147 | 1 | | 3/4 | | | 4 | | | | |
| 14 | YANO Kyoko | D | 90 | S | 90 | 54 | 73 | 88 | 395 | | | 0/1 | | 1 | 3 | | | | |
| 15 | SAKAGUCHI Mizuho | M | 90 | 65 | 87 | 90 | 90 | 90 | 512 | | | 2/6 | | 1 | 5 | 1 | | | |
| 16 | UTSUGI Rumi | D | S | S | S | S | S | 2 | 2 | | | | | 1 | | | | | |
| 17 | NAGASATO Yuki | F | 90 | 90 | 77 | 87 | 90 | 90 | 524 | 1 | | 7/14 | | 9 | 8 | 1 | | | |
| 18 | KAIHORI Ayumi | GK | S | S | S | S | S | S | | | | | | | | | | | |
| Totals | | | | | | | | | | | 10 | 10 | 47/76 | 1/1 | 42 | 60 | 5 | | |

| | |
|--------------------------------------|-----|
| Corner Kicks: | 27 |
| Free Kicks: | 8 |
| Offsides: | 24 |
| Penalty Kicks Against (Goals/Shots): | 1/1 |
| Own Goals: | 1 |
| Own Goals Against: | 0 |

| | | | | | | | |
|----------------|------------------------|-----|----------------|------|-----------------------------|-----|-------------------------|
| Legend: | | | | | | | |
| 2Y=R | 2nd Yellow = Red Card | D | Defender | F | Forward | FC | Fouls Committed |
| FS | Fouls Suffered | GA | Goals Against | GF | Goals For | GK | Goalkeeper |
| M | Midfielder | Min | Minutes Played | PK | Penalty Kicks (Goals/Shots) | Pos | Position |
| R | Expulsions (Red Cards) | S | Substitute | SG/S | Shots on Goal/Shots | Y | Cautions (Yellow Cards) |

CUMULATIVE STATISTICS

累积技术统计 / STATISTIQUES CUMULATIVES

CHN - China
After 4 matches

| No. | Name | Pos | SWE 2:1 (1:1) | CAN 1:1 (1:1) | ARG 2:0 (0:0) | JPN 0:2 (0:1) | Min | GF | GA | SG/S | PK | Fouls | | Y | 2Y=R | R |
|---------------|--------------|-----|---------------|---------------|---------------|---------------|-----|----|----|-------|----|-------|----|---|------|---|
| | | | | | | | | | | | | FC | FS | | | |
| 1 | ZHANG Yanru | GK | 90 | 90 | S | 90 | 270 | | 4 | | | | | 1 | | |
| 2 | YUAN Fan | D | S | S | S | S | | | | | | | | | | |
| 3 | LI Jie | D | 90 | 90 | 90 | 90 | 360 | | | 2/3 | | 4 | 1 | | | |
| 4 | ZHANG Ying | D | 57 | 90 | 88 | 55 | 290 | | | 1/1 | | 3 | 1 | | | |
| 5 | WENG Xinzhi | D | 90 | 90 | 90 | 90 | 360 | | | | | 1 | 1 | | | |
| 6 | ZHANG Na | M | 90 | 90 | 45 | 57 | 282 | | | 2/3 | | 1 | 2 | | | |
| 7 | BI Yan | M | 90 | 90 | 90 | 90 | 360 | | | 3/4 | | 1 | 1 | | | |
| 8 | XU Yuan | F | 90 | 90 | 90 | 90 | 360 | 2 | | 3/7 | | 1 | 6 | | | |
| 9 | HAN Duan | F | 83 | S | 78 | 90 | 251 | 1 | | 6/9 | | 3 | 2 | | | |
| 10 | LIU Sa | F | S | 2 | 12 | S | 14 | | | 1/2 | | | | | | |
| 11 | PU Wei | D | 90 | 45 | 90 | 90 | 315 | | | 1/5 | | 2 | 7 | | | |
| 12 | LOU Jiahui | M | 7 | 88 | 45 | 33 | 173 | | | 0/1 | | 1 | 3 | 1 | | |
| 13 | JIANG Shuai | D | S | S | S | S | | | | | | | | | | |
| 14 | LIU Huana | D | 90 | 73 | 90 | 90 | 343 | | | | | | 5 | | | |
| 15 | ZHOU Gaoping | D | 90 | 90 | 90 | 90 | 360 | | | | | 2 | 2 | | | |
| 16 | WANG Dandan | M | 33 | 17 | S | 35 | 85 | | | 1/2 | | | 1 | | | |
| 17 | GU Yasha | M | S | 45 | 2 | S | 47 | 1 | | 1/1 | | | | | | |
| 18 | HAN Wenxia | GK | S | S | 90 | S | 90 | | | | | | | | | |
| Totals | | | | | | | | 4 | 4 | 21/38 | | 19 | 32 | 2 | | |

Corner Kicks: 12
Free Kicks: 3
Offsides: 7
Penalty Kicks Against (Goals/Shots): 0/0
Own Goals: 1
Own Goals Against: 0

| | | | | | | | |
|----------------|------------------------|-----|----------------|------|-----------------------------|-----|-------------------------|
| Legend: | | | | | | | |
| 2Y=R | 2nd Yellow = Red Card | D | Defender | F | Forward | FC | Fouls Committed |
| FS | Fouls Suffered | GA | Goals Against | GF | Goals For | GK | Goalkeeper |
| M | Midfielder | Min | Minutes Played | PK | Penalty Kicks (Goals/Shots) | Pos | Position |
| R | Expulsions (Red Cards) | S | Substitute | SG/S | Shots on Goal/Shots | Y | Cautions (Yellow Cards) |

CUMULATIVE STATISTICS

累积技术统计 / STATISTIQUES CUMULATIVES

SWE - Sweden

After 4 matches

| No. | Name | Pos | CHN 1:2 (1:1) | ARG 1:0 (0:0) | CAN 2:1 (1:0) | GER 0:2 AET | Min | GF | GA | SG/S | PK | Fouls | | Y | 2Y=R | R |
|---------------|-------------------|-----|---------------|---------------|---------------|-------------|-----|----|----|-------|----|-------|----|---|------|---|
| | | | | | | | | | | | | FC | FS | | | |
| 1 | LINDAHL Hedvig | GK | 90 | 90 | 90 | 120 | 390 | | 5 | | | | | | | |
| 2 | WESTBERG Karolina | D | S | S | S | S | | | | | | | | | | |
| 3 | SEGERSTROM Stina | D | S | 1 | S | S | 1 | | | | | | | | | |
| 4 | PAULSON Anna | D | S | 90 | 4 | 53 | 147 | | | 1/1 | | 2 | | | | |
| 5 | SEGER Caroline | M | 90 | 80 | 90 | 120 | 380 | | | 4/5 | | 4 | 7 | 1 | | |
| 6 | THUNEBRO Sara | D | 90 | 90 | 86 | 120 | 386 | | | 2/3 | | 1 | 5 | | | |
| 7 | LARSSON Sara | D | 90 | 90 | 90 | 110 | 380 | | | 1/1 | | | 1 | | | |
| 8 | SCHELIN Lotta | F | 90 | 90 | 90 | 120 | 390 | 3 | | 8/10 | | 1 | 2 | | | |
| 9 | LANDSTROM Jessica | F | 14 | 10 | 63 | 120 | 207 | | | 3/7 | | 9 | 2 | 1 | | |
| 10 | ALMGREN Johanna | M | 7 | S | S | 10 | 17 | | | | | | | | | |
| 11 | SVENSSON Victoria | F | 90 | 90 | 90 | 120 | 390 | | | 9/14 | | 3 | 3 | | | |
| 12 | JONSSON Caroline | GK | S | S | S | S | | | | | | | | | | |
| 13 | OSTBERG Frida | D | 90 | 90 | 90 | 120 | 390 | | | 1/4 | | 6 | 2 | | | |
| 14 | OQVIST Josefine | M | 73 | S | | | 73 | | | 2/4 | | 2 | 1 | | | |
| 15 | SJOGREN Therese | M | 83 | 71 | 90 | 110 | 354 | | | 5/8 | | 3 | 2 | | | |
| 16 | FORSBERG Linda | M | 17 | 19 | 90 | 67 | 193 | | | 1/1 | | 3 | | | | |
| 17 | ROHLIN Charlotte | D | 90 | 89 | 90 | 120 | 389 | | | | | 3 | | 1 | | |
| 18 | FISCHER Nilla | M | 76 | 90 | 27 | S | 193 | 1 | | 2/6 | | 4 | 1 | | | |
| 19 | ARONSSON Maria | F | | | S | 10 | 10 | | | | | | | | | |
| Totals | | | | | | | | 4 | 5 | 39/65 | | 41 | 26 | 3 | | |

| | |
|--------------------------------------|-----|
| Corner Kicks: | 29 |
| Free Kicks: | 4 |
| Offsides: | 16 |
| Penalty Kicks Against (Goals/Shots): | 0/0 |
| Own Goals: | 0 |
| Own Goals Against: | 0 |

| | | | | | | | |
|----------------|-------------------------|-----|------------------------|-----|----------------|------|-----------------------------|
| Legend: | | | | | | | |
| 2Y=R | 2nd Yellow = Red Card | AET | After Extra Time | D | Defender | F | Forward |
| FC | Fouls Committed | FS | Fouls Suffered | GA | Goals Against | GF | Goals For |
| GK | Goalkeeper | M | Midfielder | Min | Minutes Played | PK | Penalty Kicks (Goals/Shots) |
| Pos | Position | R | Expulsions (Red Cards) | S | Substitute | SG/S | Shots on Goal/Shots |
| Y | Cautions (Yellow Cards) | | | | | | |

CUMULATIVE STATISTICS

累积技术统计 / STATISTIQUES CUMULATIVES

NOR - Norway
After 4 matches

| No. | Name | Pos | USA 2:0 (2:0) | NZL 1:0 (1:0) | JPN 1:5 (1:1) | BRA 1:2 (0:1) | Min | GF | GA | SG/S | PK | Fouls | | Y | 2Y=R | R |
|---------------|-------------------------|-----|---------------|---------------|---------------|---------------|-----|----|----|-------|-----|-------|----|---|------|---|
| | | | | | | | | | | | | FC | FS | | | |
| 1 | SKARBO Erika | GK | 90 | 90 | 90 | 90 | 360 | | 7 | | | | | | | |
| 2 | STANGELAND HORPEST. Ane | D | 90 | 90 | 90 | 90 | 360 | | | | | 1 | 2 | | | |
| 3 | FOLSTAD Gunhild | D | 90 | 90 | 90 | 90 | 360 | | | | | 2 | 1 | | | |
| 4 | STENSLAND Ingvild | M | 90 | 90 | 90 | 90 | 360 | | | 1/3 | | 5 | 2 | | | |
| 5 | NORDBY Siri | D | 3 | 90 | S | 27 | 120 | 1 | | | 1/1 | 1 | 1 | | | |
| 6 | KNUTSEN Marie | M | 87 | 90 | 10 | S | 187 | | | 1/1 | | 2 | 4 | | | |
| 7 | RONNING Trine | D | 90 | S | 90 | 6 | 186 | | | | | 1 | 1 | | | |
| 8 | GULBRANDSEN Solveig | F | 90 | 76 | 90 | 90 | 346 | | | 6/10 | | 3 | 7 | | | |
| 9 | HERLOVSEN Isabell | F | S | 14 | S | 17 | 31 | | | | | | | | | |
| 10 | WIIK Melissa | F | 68 | 90 | 45 | 90 | 293 | 2 | | 3/6 | | 5 | 4 | | | |
| 11 | LARSEN KAURIN Leni | F | 67 | 59 | 90 | 73 | 289 | 1 | | 2/3 | | 1 | 4 | | | |
| 12 | FIANE CHRISTENSEN Marit | D | 90 | 90 | 90 | 90 | 360 | | | 1/4 | | 2 | 3 | | | |
| 13 | STORLOKKEN Lene | M | 90 | 60 | 69 | 84 | 303 | | | 0/1 | | 6 | 3 | | | |
| 14 | KNUTSEN Guro | F | 23 | 31 | 80 | S | 134 | 1 | | 1/1 | | | | | | |
| 15 | SKAMMELSRUD LUND Marita | D | S | S | S | 63 | 63 | | | | | 1 | 1 | | | |
| 16 | THORSNES Elise | F | S | 30 | 21 | 90 | 141 | | | 2/5 | | 2 | 1 | | | |
| 17 | MYKJAALAND Lene | F | 22 | S | 45 | S | 67 | | | | | | 2 | | | |
| 18 | NILSEN Christine | GK | S | S | S | S | | | | | | | | | | |
| Totals | | | | | | | | 5 | 7 | 17/34 | 1/1 | 32 | 36 | | | |

Corner Kicks: 8
Free Kicks: 0
Offsides: 7
Penalty Kicks Against (Goals/Shots): 0/0
Own Goals: 0
Own Goals Against: 1

| | | | | | | | |
|----------------|------------------------|-----|----------------|------|-----------------------------|-----|-------------------------|
| Legend: | | | | | | | |
| 2Y=R | 2nd Yellow = Red Card | D | Defender | F | Forward | FC | Fouls Committed |
| FS | Fouls Suffered | GA | Goals Against | GF | Goals For | GK | Goalkeeper |
| M | Midfielder | Min | Minutes Played | PK | Penalty Kicks (Goals/Shots) | Pos | Position |
| R | Expulsions (Red Cards) | S | Substitute | SG/S | Shots on Goal/Shots | Y | Cautions (Yellow Cards) |

CUMULATIVE STATISTICS

累积技术统计 / STATISTIQUES CUMULATIVES

CAN - Canada
After 4 matches

| No. | Name | Pos | ARG 2:1 (1:0) | CHN 1:1 (1:1) | SWE 1:2 (0:1) | USA 1:2 AET (1:1, 1:1) | Min | GF | GA | SG/S | PK | Fouls | | Y | 2Y=R | R |
|---------------|--------------------|-----|---------------|---------------|---------------|------------------------|-----|----|----|-------|----|-------|----|---|------|---|
| | | | | | | | | | | | | FC | FS | | | |
| 1 | LeBLANC Karina | GK | S | S | S | 101 | 101 | | 1 | | | | | | | |
| 2 | ROBINSON Jodi-Ann | F | 41 | 16 | 23 | S | 80 | | | 1/1 | | 1 | 1 | | | |
| 3 | ZURRER Emily | D | 90 | 90 | 81 | 120 | 381 | | | | | 3 | 2 | 1 | | |
| 4 | RUSTAD Clare | M | 90 | 90 | 90 | 120 | 390 | | | 1/8 | | 4 | 5 | | | |
| 5 | GAYLE Robyn | D | S | S | 9 | S | 9 | | | | | | | | | |
| 6 | SCHMIDT Sophie | M | 90 | 90 | 45 | 120 | 345 | | | 1/1 | | 3 | 3 | | | |
| 7 | WILKINSON Rhian | M | 90 | 90 | 90 | 120 | 390 | | | 3/3 | | 2 | 4 | | | |
| 8 | MATHESON Diana | M | 80 | 74 | 90 | 120 | 364 | | | 2/4 | | 6 | 2 | | | |
| 9 | CHAPMAN Candace | D | 90 | 90 | 90 | 120 | 390 | 1 | | 2/2 | | 2 | 2 | | | |
| 10 | FRANKO Martina | D | 90 | 90 | 90 | 120 | 390 | | | 1/3 | | 4 | 2 | 1 | | |
| 11 | HERMUS Randee | D | S | 63 | S | S | 63 | | | 0/1 | | | | | | |
| 12 | SINCLAIR Christine | F | 90 | 90 | 67 | 120 | 367 | 2 | | 11/16 | | 1 | 2 | | | |
| 13 | WALSH Amy | M | S | S | 45 | S | 45 | | | | | 1 | 1 | | | |
| 14 | TANCREDI Melissa | F | 42 | S | 90 | 45 | 177 | 1 | | 3/5 | | 4 | 4 | | | |
| 15 | LANG Kara | F | 90 | 89 | 90 | 120 | 389 | 1 | | 8/14 | | 9 | 6 | 1 | | |
| 16 | FILIGNO Jonelle | F | 7 | 1 | S | 31 | 39 | | | 1/1 | | | | | | |
| 17 | TIMKO Brittany | M | 10 | 27 | S | 44 | 81 | | | | | | | | | |
| 18 | McLEOD Erin | GK | 90 | 90 | 90 | 19 | 289 | | | | 5 | | | | | |
| Totals | | | | | | | | 5 | 6 | 34/59 | | 40 | 34 | 3 | | |

Corner Kicks: 13
Free Kicks: 2
Offsides: 15
Penalty Kicks Against (Goals/Shots): 0/0
Own Goals: 0
Own Goals Against: 0

| | | | | | | | |
|----------------|-------------------------|------------|------------------------|------------|----------------|-------------|-----------------------------|
| Legend: | | | | | | | |
| 2Y=R | 2nd Yellow = Red Card | AET | After Extra Time | D | Defender | F | Forward |
| FC | Fouls Committed | FS | Fouls Suffered | GA | Goals Against | GF | Goals For |
| GK | Goalkeeper | M | Midfielder | Min | Minutes Played | PK | Penalty Kicks (Goals/Shots) |
| Pos | Position | R | Expulsions (Red Cards) | S | Substitute | SG/S | Shots on Goal/Shots |
| Y | Cautions (Yellow Cards) | | | | | | |

CUMULATIVE STATISTICS

累积技术统计 / STATISTIQUES CUMULATIVES

PRK - DPR Korea

After 3 matches

| No. | Name | Pos | NGR 1:0 (1:0) | BRA 1:2 (0:2) | GER 0:1 (0:0) | Min | GF | GA | SG/S | PK | Fouls | | Y | 2Y=R | R |
|---------------|----------------|-----|---------------|---------------|---------------|-----|----|----|-------|-----|-------|----|---|------|---|
| | | | | | | | | | | | FC | FS | | | |
| 1 | JON Myong Hui | GK | 90 | 90 | 90 | 270 | | 3 | | | | 1 | 1 | | |
| 2 | KIM Kyong Hwa | M | 89 | 86 | 64 | 239 | 1 | | 7/8 | | 2 | 8 | 1 | | |
| 3 | OM Jong Ran | D | 90 | 90 | 90 | 270 | | | 1/2 | | 3 | 2 | | | |
| 4 | JANG Yong Ok | D | S | S | S | | | | | | | | | | |
| 5 | SONG Jong Sun | D | 90 | 90 | 90 | 270 | | | 0/1 | | | 5 | | | |
| 6 | KIM Ok Sim | F | 1 | 3 | 26 | 30 | | | | | 1 | 1 | | | |
| 7 | HO Sun Hui | M | 21 | 31 | 39 | 91 | | | | | 1 | | | | |
| 8 | KIL Son Hui | F | 90 | 90 | 90 | 270 | | | 1/1 | | 9 | 5 | 1 | | |
| 9 | RI Un Suk | M | 90 | 90 | 90 | 270 | | | 2/5 | | 4 | 2 | | | |
| 10 | RI Kum Suk | F | 90 | 90 | 90 | 270 | 1 | | 3/6 | 0/1 | 3 | 5 | | | |
| 11 | RI Un Gyong | M | 90 | 90 | 90 | 270 | | | 4/6 | | 2 | 5 | 1 | | |
| 12 | RI Un Hyang | D | S | S | S | | | | | | | | | | |
| 13 | YU Jong Hui | D | S | S | S | | | | | | | | | | |
| 14 | JANG Il Ok | D | S | S | S | | | | | | | | | | |
| 15 | SONU Kyong Sun | D | 90 | 90 | 90 | 270 | | | | | 1 | | 1 | | |
| 16 | KONG Hye Ok | D | 90 | 90 | 90 | 270 | | | 1/1 | | 4 | 1 | | | |
| 17 | KIM Yong Ae | F | 69 | 59 | 51 | 179 | | | 0/2 | | 3 | | | | |
| 18 | HAN Hye Yong | GK | S | S | S | | | | | | | | | | |
| Totals | | | | | | | 2 | 3 | 19/32 | 0/1 | 33 | 35 | 5 | | |

| | |
|--------------------------------------|-----|
| Corner Kicks: | 15 |
| Free Kicks: | 2 |
| Offsides: | 2 |
| Penalty Kicks Against (Goals/Shots): | 0/0 |
| Own Goals: | 0 |
| Own Goals Against: | 0 |

| | | | | | | | |
|----------------|------------------------|-----|----------------|------|-----------------------------|-----|-------------------------|
| Legend: | | | | | | | |
| 2Y=R | 2nd Yellow = Red Card | D | Defender | F | Forward | FC | Fouls Committed |
| FS | Fouls Suffered | GA | Goals Against | GF | Goals For | GK | Goalkeeper |
| M | Midfielder | Min | Minutes Played | PK | Penalty Kicks (Goals/Shots) | Pos | Position |
| R | Expulsions (Red Cards) | S | Substitute | SG/S | Shots on Goal/Shots | Y | Cautions (Yellow Cards) |

CUMULATIVE STATISTICS

累积技术统计 / STATISTIQUES CUMULATIVES

NZL - New Zealand

After 3 matches

| No. | Name | Pos | JPN 2:2 (1:0) | NOR 0:1 (0:1) | USA 0:4 (0:2) | Min | GF | GA | SG/S | PK | Fouls | | Y | 2Y=R | R |
|---------------|-----------------|-----|---------------|---------------|---------------|-----|----|----|------|------|-------|----|----|------|---|
| | | | | | | | | | | | FC | FS | | | |
| 1 | BINDON Jenny | GK | 90 | 90 | 90 | 270 | | 7 | | | | | | | |
| 2 | PERCIVAL Ria | D | 90 | 90 | 90 | 270 | | | | | 4 | | | | |
| 3 | GREEN Anna | D | S | 26 | 26 | 52 | | | 0/1 | | | | | | |
| 4 | HOYLE Katie | M | 79 | 90 | 64 | 233 | | | 1/2 | | 5 | 4 | | | |
| 5 | ERCEG Abby | D | 90 | 90 | 90 | 270 | | | 1/2 | | | | | | |
| 6 | SMITH Rebecca | D | 90 | 90 | 90 | 270 | | | 0/1 | | | 1 | | | |
| 7 | RILEY Alexandra | F | 90 | 90 | 90 | 270 | | | 1/1 | | 1 | 3 | | | |
| 8 | MOORWOOD Hayley | M | 90 | 90 | 90 | 270 | | | 1/1 | | 5 | 2 | 1 | | |
| 9 | HEARN Amber | F | 87 | 81 | 74 | 242 | 1 | | 2/3 | 1/1 | 2 | 5 | 1 | | |
| 10 | McCOLL Emily | M | 11 | S | S | 11 | | | | | 1 | 1 | | | |
| 11 | YALLOP Kirsty | M | 90 | 90 | 90 | 270 | 1 | | 2/2 | | 2 | 1 | | | |
| 12 | SMITH Merissa | F | S | S | S | | | | | | | | | | |
| 13 | TEGG Rebecca | F | 3 | 9 | 16 | 28 | | | 0/1 | | | | | | |
| 14 | HILL Kristy | D | S | S | 26 | 26 | | | | | | | | | |
| 15 | KETE Emma | F | 70 | 88 | 90 | 248 | | | | | 6 | | | | |
| 16 | LEOTA Renee | F | 20 | 2 | S | 22 | | | | | | | | | |
| 17 | OOSTDAM Marlies | D | 90 | 64 | 64 | 218 | | | 0/1 | | 5 | 1 | 1 | | |
| 18 | HOWARD Rachel | GK | S | S | S | | | | | | | | | | |
| Totals | | | | | | | | 2 | 7 | 8/15 | 1/1 | 31 | 18 | 3 | |

Corner Kicks: 7
Free Kicks: 3
Offsides: 6
Penalty Kicks Against (Goals/Shots): 1/1
Own Goals: 0
Own Goals Against: 0

| | | | | | | | |
|----------------|------------------------|------------|----------------|-------------|-----------------------------|------------|-------------------------|
| Legend: | | | | | | | |
| 2Y=R | 2nd Yellow = Red Card | D | Defender | F | Forward | FC | Fouls Committed |
| FS | Fouls Suffered | GA | Goals Against | GF | Goals For | GK | Goalkeeper |
| M | Midfielder | Min | Minutes Played | PK | Penalty Kicks (Goals/Shots) | Pos | Position |
| R | Expulsions (Red Cards) | S | Substitute | SG/S | Shots on Goal/Shots | Y | Cautions (Yellow Cards) |

CUMULATIVE STATISTICS

累积技术统计 / STATISTIQUES CUMULATIVES

ARG - Argentina After 3 matches

| No. | Name | Pos | CAN 1:2 (0:1) | SWE 0:1 (0:0) | CHN 0:2 (0:0) | Min | GF | GA | SG/S | PK | Fouls | | Y | 2Y=R | R | |
|---------------|--------------------|-----|---------------|---------------|---------------|-----|----|----|------|-------|-------|----|----|------|---|--|
| | | | | | | | | | | | FC | FS | | | | |
| 1 | CALELLO Guadalupe | GK | S | S | S | | | | | | | | | | | |
| 2 | GONZALEZ Eva | D | 90 | 90 | 90 | 270 | | | | | 3 | 1 | 1 | | | |
| 3 | ARRIEN Yesica | D | 1 | 45 | S | 46 | | | | | | | | | | |
| 4 | MANDRILE Florencia | M | 89 | 90 | 90 | 269 | | | | | 4 | | | | | |
| 5 | GEREZ Marisa | D | 90 | 90 | 90 | 270 | | | 0/1 | | 3 | 1 | | | | |
| 6 | CHAVEZ Gabriela | D | 90 | 45 | 90 | 225 | | | | | 5 | 3 | | | | |
| 7 | MANICLER Ludmila | F | 34 | 90 | 69 | 193 | 1 | | 2/3 | | 2 | 4 | | | | |
| 8 | MENDIETA Emilia | F | 11 | 32 | 9 | 52 | | | | | | | | | | |
| 9 | POTASSA Maria | F | 56 | 28 | 26 | 110 | | | 1/3 | | | 2 | | | | |
| 10 | CORONEL Mariela | M | 90 | 90 | 90 | 270 | | | 6/7 | | 4 | 3 | | | | |
| 11 | VALLEJOS Fabiana | M | 90 | 90 | 81 | 261 | | | 2/3 | | 2 | 4 | | | | |
| 12 | CARDONE Daiana | D | S | S | S | | | | | | | | | | | |
| 13 | QUINONES Maria | M | 90 | 90 | 90 | 270 | | | | | 8 | 7 | 1 | | | |
| 14 | OJEDA Andrea | F | S | S | 64 | 64 | | | 0/3 | | 3 | | | | | |
| 15 | PEREYRA Mercedes | F | 79 | 58 | 90 | 227 | | | 0/1 | | 1 | 1 | | | | |
| 16 | BLANCO Maria | M | 90 | 62 | 21 | 173 | | | 0/1 | | 3 | 3 | | | | |
| 17 | ALMEIDA Analia | F | S | S | S | | | | | | | | | | | |
| 18 | CORREA Vanina | GK | 90 | 90 | 90 | 270 | | 5 | | | | 1 | | | | |
| Totals | | | | | | | | 1 | 5 | 11/22 | | 38 | 30 | 2 | | |

| | |
|--------------------------------------|-----|
| Corner Kicks: | 8 |
| Free Kicks: | 2 |
| Offsides: | 5 |
| Penalty Kicks Against (Goals/Shots): | 0/0 |
| Own Goals: | 0 |
| Own Goals Against: | 1 |

| | | | | | | | |
|----------------|------------------------|-----|----------------|------|-----------------------------|-----|-------------------------|
| Legend: | | | | | | | |
| 2Y=R | 2nd Yellow = Red Card | D | Defender | F | Forward | FC | Fouls Committed |
| FS | Fouls Suffered | GA | Goals Against | GF | Goals For | GK | Goalkeeper |
| M | Midfielder | Min | Minutes Played | PK | Penalty Kicks (Goals/Shots) | Pos | Position |
| R | Expulsions (Red Cards) | S | Substitute | SG/S | Shots on Goal/Shots | Y | Cautions (Yellow Cards) |

CUMULATIVE STATISTICS

累积技术统计 / STATISTIQUES CUMULATIVES

NGR - Nigeria

After 3 matches

| No. | Name | Pos | PRK 0:1 (0:1) | GER 0:1 (0:0) | BRA 1:3 (1:3) | Min | GF | GA | SG/S | PK | Fouls | | Y | 2Y=R | R |
|---------------|------------------|-----|---------------|---------------|---------------|-----|----|----|-------|-----|-------|----|---|------|---|
| | | | | | | | | | | | FC | FS | | | |
| 1 | DEDE Precious | GK | 90 | 90 | 90 | 270 | | 5 | | | | | | | |
| 2 | EKPO Efoanwan | D | 90 | 90 | 90 | 270 | | | 1/1 | | 4 | 2 | 1 | | |
| 3 | YUSUF Ayisat | D | S | S | S | | | | | | | | | | |
| 4 | NKWOCHA Perpetua | M | 90 | 90 | 90 | 270 | 1 | | 4/7 | 1/1 | 4 | 3 | | | |
| 5 | EBI Onome | F | 45 | 90 | 90 | 225 | | | 2/2 | | 10 | 1 | 1 | | |
| 6 | AJAYI Kikelomo | M | S | S | S | | | | | | | | | | |
| 7 | MBACHU Stella | M | 62 | 20 | 20 | 102 | | | | | | 1 | | | |
| 8 | CHIEJINE Ifeanyi | F | 90 | 85 | 90 | 265 | | | 3/4 | | 2 | 5 | | | |
| 9 | MICHAEL Sarah | M | 28 | 90 | 70 | 188 | | | 5/7 | | 5 | 1 | | | |
| 10 | CHIKWELU Rita | D | 90 | 90 | 85 | 265 | | | 2/3 | | 7 | 2 | | | |
| 11 | COLE Lilian | D | 45 | S | S | 45 | | | | | | | | | |
| 12 | UWAK Cynthia | F | 90 | 70 | 90 | 250 | | | 0/3 | | 3 | 6 | 1 | | |
| 13 | GEORGE Christie | F | 90 | 90 | 90 | 270 | | | | | 5 | | | | |
| 14 | IKIDI Faith | M | 90 | 90 | 90 | 270 | | | 0/1 | | 1 | 6 | | | |
| 15 | ISHOLA Tawa | M | S | 4 | S | 4 | | | 1/1 | | | | | | |
| 16 | JEROME Ulunma | D | 90 | 90 | 90 | 270 | | | | | 2 | 2 | | | |
| 17 | EDUVIERE Edith | M | S | S | 5 | 5 | | | | | | | | | |
| 18 | OLUEHI Tochukwu | GK | S | S | S | | | | | | | | | | |
| Totals | | | | | | | 1 | 5 | 18/29 | 1/1 | 43 | 30 | 3 | | |

Corner Kicks: 8
Free Kicks: 2
Offsides: 10
Penalty Kicks Against (Goals/Shots): 0/1
Own Goals: 0
Own Goals Against: 0

| | | | | |
|---------------------------------|-----------------------------------|---------------------------------------|----------------------------------|---------------------------|
| Legend: | 2Y=R 2nd Yellow = Red Card | D Defender | F Forward | FC Fouls Committed |
| FS Fouls Suffered | GA Goals Against | GF Goals For | GK Goalkeeper | Pos Position |
| M Midfielder | Min Minutes Played | PK Penalty Kicks (Goals/Shots) | Y Cautions (Yellow Cards) | |
| R Expulsions (Red Cards) | S Substitute | SG/S Shots on Goal/Shots | | |

OVERALL TEAM STATISTICS As of 21 AUG 2008
全队技术统计 / STATISTIQUES GÉNÉRALES D'ÉQUIPE

| Team | MP | GF | GA | SG/S | PK | PKA | CK | OF | Fouls | | Y | 2Y=R | R |
|----------------------------|----|-----|-----|-----------|---------|---------|-----|-----|-------|----|-----|------|-----|
| | | | | | | | | | FC | FS | | | |
| ARG - Argentina | 3 | 1 | 5 | 11/22 | 0/0 | 0/0 | 8 | 5 | 38 | 30 | 2 | 0 | 0 |
| BRA - Brazil | 6 | 11 | 5 | 42/77 | 0/0 | 2/2 | 36 | 14 | 82 | 75 | 9 | 0 | 0 |
| CAN - Canada | 4 | 5 | 6 | 34/59 | 0/0 | 0/0 | 13 | 15 | 40 | 34 | 3 | 0 | 0 |
| CHN - China | 4 | 4 | 4 | 21/38 | 0/0 | 0/0 | 12 | 7 | 19 | 32 | 2 | 0 | 0 |
| GER - Germany | 6 | 7 | 4 | 42/81 | 0/0 | 0/0 | 37 | 20 | 59 | 77 | 5 | 0 | 0 |
| JPN - Japan | 6 | 10 | 10 | 47/76 | 1/1 | 1/1 | 27 | 24 | 42 | 60 | 5 | 0 | 0 |
| NGR - Nigeria | 3 | 1 | 5 | 18/29 | 1/1 | 0/1 | 8 | 10 | 43 | 30 | 3 | 0 | 0 |
| NOR - Norway | 4 | 5 | 7 | 17/34 | 1/1 | 0/0 | 8 | 7 | 32 | 36 | 0 | 0 | 0 |
| NZL - New Zealand | 3 | 2 | 7 | 8/15 | 1/1 | 1/1 | 7 | 6 | 31 | 18 | 3 | 0 | 0 |
| PRK - DPR Korea | 3 | 2 | 3 | 19/32 | 0/1 | 0/0 | 15 | 2 | 33 | 35 | 5 | 0 | 0 |
| SWE - Sweden | 4 | 4 | 5 | 39/65 | 0/0 | 0/0 | 29 | 16 | 41 | 26 | 3 | 0 | 0 |
| USA - United States | 6 | 12 | 5 | 71/122 | 0/0 | 0/0 | 35 | 19 | 67 | 60 | 5 | 0 | 0 |
| Totals | | 64 | 66 | 369/650 | 4/5 | 4/5 | 235 | 145 | 527 | | 45 | 0 | 0 |
| Average (per match) | | 2.5 | 2.5 | 14.2/25.0 | 0.2/0.2 | 0.2/0.2 | 9.0 | 5.6 | 20.3 | | 1.7 | 0.0 | 0.0 |

| | | | | | | | |
|----------------|-----------------------------|------------|-------------------------------------|-----------|-----------------|-----------|------------------------|
| Legend: | | | | | | | |
| 2Y=R | 2nd Yellow = Red Card | CK | Corner Kicks | FC | Fouls Committed | FS | Fouls Suffered |
| GA | Goals Against | GF | Goals For | MP | Matches Played | OF | Offsides |
| PK | Penalty Kicks (Goals/Shots) | PKA | Penalty Kicks Against (Goals/Shots) | | | R | Expulsions (Red Cards) |
| SG/S | Shots on Goal/Shots | Y | Cautions (Yellow Cards) | | | | |

REFEREES AND ASSISTANT REFEREES As of 23 AUG 2008

主裁判和助理裁判员 / ARBITRES ET ARBITRES ASSISTANTS

Referees

| | | | | |
|-----------------|-----------------------|--------------------------|---|-------------|
| AFC | AL GHAMDI Khalil | Saudi Arabia | M | 2 SEP 1970 |
| | AL HILALI Abdullah | Oman | M | 1 SEP 1970 |
| | HONG Eun Ah | Korea | W | 9 JAN 1980 |
| | KAMNUENG Pannipar | Thailand | W | 22 JAN 1976 |
| | MORADI Masoud | Islamic Republic of Iran | M | 22 AUG 1965 |
| | NIU Huijun | China | W | 13 JAN 1969 |
| CAF | DAMON Jerome | South Africa | M | 4 APR 1972 |
| | DIATTA Badara | Senegal | M | 2 AUG 1969 |
| | MITCHELL Deidre | South Africa | W | 23 DEC 1975 |
| CONCACAF | DE SILVA Shane | Trinidad & Tobago | W | 22 SEP 1972 |
| | FERREIRA-JAMES Dianne | Guyana | W | 3 NOV 1970 |
| | MARRUFO Jair | United States of America | M | 17 JUN 1977 |
| | MORENO Roberto | Panama | M | 3 APR 1970 |
| | SEITZ Kari | United States of America | W | 2 NOV 1970 |
| CONMEBOL | ALVAREZ Estela | Argentina | W | 2 MAR 1978 |
| | BALDASSI Hector | Argentina | M | 5 JAN 1966 |
| | POZO Pablo | Chile | M | 27 MAR 1973 |
| | VAZQUEZ Martin | Uruguay | M | 14 JAN 1969 |
| OFC | HESTER Michael | New Zealand | M | 2 MAY 1972 |
| UEFA | BECK Christine | Germany | W | 2 MAR 1974 |
| | DAMKOVA Dagmar | Czech Republic | W | 29 DEC 1974 |
| | EINWALLER Thomas | Austria | M | 25 APR 1977 |
| | KASSAI Viktor | Hungary | M | 10 SEP 1975 |
| | LANNOY Stephane | France | M | 18 SEP 1969 |
| | PALMQVIST Jenny | Sweden | W | 2 NOV 1969 |
| | PETIGNAT Nicole | Switzerland | W | 27 OCT 1966 |
| | SKOMINA Damir | Slovenia | M | 5 AUG 1976 |
| | STARK Wolfgang | Germany | M | 20 NOV 1969 |

Assistant Referees

| | | | | | |
|---------------------|---------------------------|--------------------------|--------------|-------------|-------------|
| AFC | AL ALLAN Khaled | Bahrain | M | 4 NOV 1973 | |
| | AL GHAMDI Mohammed | Saudi Arabia | M | 26 OCT 1966 | |
| | AL KADRIE Hamdi | Syrian Arab Republic | M | 12 APR 1965 | |
| | AL MARZOUQI Saleh Mohamed | United Arab Emirates | M | 2 DEC 1970 | |
| | DAW KAW Ja | Myanmar | W | 3 OCT 1968 | |
| | HO Sarah | Australia | W | 28 OCT 1978 | |
| | KAMRANIFAR Hassan | Islamic Republic of Iran | M | 19 APR 1972 | |
| | LELEU Jacqueline | Australia | W | 29 NOV 1973 | |
| | LIU Hongjuan | China | W | 12 MAR 1972 | |
| | LIU Hsiu Mei | Chinese Taipei | W | 28 NOV 1972 | |
| | SHAMSURI Widiya | Malaysia | W | 29 MAY 1977 | |
| | SUBHI Luay | Iraq | M | 20 SEP 1970 | |
| | CAF | HASSANI Bechir | Tunisia | M | 22 SEP 1969 |
| | | MASILELA Nomvula | South Africa | W | 23 DEC 1976 |
| | | MENKOUANDE Evarist | Cameroon | M | 14 NOV 1974 |
| MOLEFE Enock | | South Africa | M | 4 JUN 1968 | |
| NDAH Tempa | | Benin | W | 15 APR 1973 | |
| NTAGUNGIRA Celestin | | Rwanda | M | 11 MAY 1966 | |
| CONCACAF | CHAVEZ Mayte | Mexico | W | 26 AUG 1979 | |
| | DUFFY Marlene | United States of America | W | 4 AUG 1979 | |
| | FUENTES Hairo | Panama | M | 4 AUG 1977 | |

REFEREES AND ASSISTANT REFEREES As of 23 AUG 2008

主裁判和助理裁判员 / ARBITRES ET ARBITRES ASSISTANTS

Assistant Referees

| | | | | |
|-----------------|-----------------------------|--------------------------|-------------|-------------|
| CONCACAF | LOPEZ Milena | Costa Rica | W | 4 MAY 1969 |
| | MOHAMMED Cindy | Trinidad & Tobago | W | 16 JAN 1973 |
| | MORGAN Ricardo | Jamaica | M | 30 JAN 1972 |
| | MUNOZ Rita | Mexico | W | 23 FEB 1973 |
| | PEREZ Veronica | United States of America | W | 31 OCT 1979 |
| | QUISENBERRY Kermit | United States of America | M | 27 SEP 1968 |
| | WILLIAMSON Daniel | Panama | M | 30 JUL 1977 |
| CONMEBOL | BASUALTO Patricio | Chile | M | 2 SEP 1972 |
| | CASAS Ricardo | Argentina | M | 17 APR 1967 |
| | DIAZ Julio | Chile | M | 16 OCT 1975 |
| | ESPINOSA Mauricio | Uruguay | M | 6 MAY 1972 |
| | LEYTON Marlene | Peru | W | 1 MAR 1974 |
| | MAIDANA Hernan | Argentina | M | 14 FEB 1972 |
| | NIEVAS Miguel | Uruguay | M | 16 DEC 1974 |
| | ROCCO Maria | Argentina | W | 22 AUG 1979 |
| OFC | JOSEPH Michael | Vanuatu | M | 14 APR 1970 |
| | MAKASINI Tevita | Tonga | M | 26 NOV 1976 |
| UEFA | AHAR Primoz | Slovenia | M | 19 MAY 1968 |
| | CANO Frederic | France | M | 23 JUL 1973 |
| | CARO Helen | Sweden | W | 1 NOV 1974 |
| | CINI Cristina | Italy | W | 11 JUL 1969 |
| | DANSAULT Eric | France | M | 14 SEP 1968 |
| | EROS Gabor | Hungary | M | 5 SEP 1971 |
| | HEIM Roland | Austria | M | 17 AUG 1973 |
| | MIRT Irina | Romania | W | 24 DEC 1972 |
| | MUELLER Inka | Germany | W | 3 APR 1976 |
| | NADOLSKA Katarzyna | Poland | W | 11 SEP 1973 |
| | SALVER Jan-Hendrik | Germany | M | 1 MAR 1969 |
| | SCHWAB Norbert | Austria | M | 30 DEC 1967 |
| | STANCIN Marko | Slovenia | M | 5 APR 1968 |
| | STEINLUND Hege | Norway | W | 23 DEC 1969 |
| | VAMOS Tibor | Hungary | M | 16 JAN 1967 |
| | VILLA GUTIERREZ Maria Luisa | Spain | W | 14 MAY 1973 |
| | VIVES SOLANA Karine | France | W | 22 JUN 1978 |
| WEZEL Volker | Germany | M | 15 SEP 1965 | |

Legend:

M Man W Woman

ATTENDANCE SUMMARY As of 23 AUG 2008

观众人数统计表 / RAPPORT SUR LES TAUX DE FRÉQUENTATION

| Date | Match No. | Venue | Teams | Gender | Attendance |
|--------------------|-----------|-----------------------------|-----------|--------|----------------|
| WED 6 AUG | 5 | QHD Stadium, Qinhuangdao | JPN - NZL | Women | 10,270 |
| | 6 | QHD Stadium, Qinhuangdao | NOR - USA | Women | 17,673 |
| | 1 | TJ Olympic Stadium, Tianjin | ARG - CAN | Women | 23,201 |
| | 2 | TJ Olympic Stadium, Tianjin | CHN - SWE | Women | 37,902 |
| | 3 | Shenyang Stadium, Shenyang | GER - BRA | Women | 20,703 |
| | 4 | Shenyang Stadium, Shenyang | PRK - NGR | Women | 24,084 |
| Daily Total | | | | | 79,659 |
| THU 7 AUG | 7 | QHD Stadium, Qinhuangdao | HON - ITA | Men | 21,680 |
| | 8 | QHD Stadium, Qinhuangdao | KOR - CMR | Men | 21,943 |
| | 1 | Shanghai Stadium, Shanghai | AUS - SRB | Men | 36,184 |
| | 2 | Shanghai Stadium, Shanghai | CIV - ARG | Men | 43,266 |
| | 3 | TJ Olympic Stadium, Tianjin | JPN - USA | Men | 57,102 |
| | 4 | TJ Olympic Stadium, Tianjin | NED - NGR | Men | 52,390 |
| | 5 | Shenyang Stadium, Shenyang | BRA - BEL | Men | 39,661 |
| | 6 | Shenyang Stadium, Shenyang | CHN - NZL | Men | 41,407 |
| Daily Total | | | | | 163,718 |
| SAT 9 AUG | 11 | QHD Stadium, Qinhuangdao | USA - JPN | Women | 16,912 |
| | 12 | QHD Stadium, Qinhuangdao | NZL - NOR | Women | 7,285 |
| | 7 | TJ Olympic Stadium, Tianjin | SWE - ARG | Women | 38,293 |
| | 8 | TJ Olympic Stadium, Tianjin | CAN - CHN | Women | 52,600 |
| | 9 | Shenyang Stadium, Shenyang | NGR - GER | Women | 19,266 |
| | 10 | Shenyang Stadium, Shenyang | BRA - PRK | Women | 19,616 |
| Daily Total | | | | | 89,128 |
| SUN 10 AUG | 15 | QHD Stadium, Qinhuangdao | CMR - HON | Men | 28,657 |
| | 16 | QHD Stadium, Qinhuangdao | ITA - KOR | Men | 29,455 |
| | 9 | Shanghai Stadium, Shanghai | ARG - AUS | Men | 38,182 |
| | 10 | Shanghai Stadium, Shanghai | SRB - CIV | Men | 38,320 |
| | 11 | TJ Olympic Stadium, Tianjin | NGR - JPN | Men | 42,592 |
| | 12 | TJ Olympic Stadium, Tianjin | USA - NED | Men | 45,016 |
| | 13 | Shenyang Stadium, Shenyang | NZL - BRA | Men | 44,951 |
| | 14 | Shenyang Stadium, Shenyang | BEL - CHN | Men | 45,756 |
| Daily Total | | | | | 158,547 |
| TUE 12 AUG | 15 | QHD Stadium, Qinhuangdao | CHN - ARG | Women | 31,492 |
| | 17 | Shanghai Stadium, Shanghai | NOR - JPN | Women | 16,872 |
| | 13 | TJ Olympic Stadium, Tianjin | PRK - GER | Women | 12,387 |
| | 18 | Shenyang Stadium, Shenyang | USA - NZL | Women | 12,453 |
| | 14 | Workers' Stadium, Beijing | NGR - BRA | Women | 51,112 |
| | 16 | Workers' Stadium, Beijing | SWE - CAN | Women | 51,112 |
| Daily Total | | | | | 124,316 |

ATTENDANCE SUMMARY As of 23 AUG 2008

观众人数统计表 / RAPPORT SUR LES TAUX DE FRÉQUENTATION

| Date | Match No. | Venue | Teams | Gender | Attendance |
|-------------------------|-----------|-----------------------------|-----------|--------|-----------------|
| WED 13 AUG | 23 | QHD Stadium, Qinhuangdao | CHN - BRA | Men | 31,984 |
| | 19 | Shanghai Stadium, Shanghai | KOR - HON | Men | 34,160 |
| | 24 | Shanghai Stadium, Shanghai | NZL - BEL | Men | 45,202 |
| | 20 | TJ Olympic Stadium, Tianjin | CMR - ITA | Men | 47,307 |
| | 21 | TJ Olympic Stadium, Tianjin | CIV - AUS | Men | 50,437 |
| | 17 | Shenyang Stadium, Shenyang | NED - JPN | Men | 38,790 |
| | 18 | Workers' Stadium, Beijing | NGR - USA | Men | 48,096 |
| | 22 | Workers' Stadium, Beijing | ARG - SRB | Men | 53,668 |
| Daily Total | | | | | 220,081 |
| FRI 15 AUG | 22 | QHD Stadium, Qinhuangdao | CHN - JPN | Women | 28,459 |
| | 19 | Shanghai Stadium, Shanghai | USA - CAN | Women | 26,129 |
| | 20 | TJ Olympic Stadium, Tianjin | BRA - NOR | Women | 26,174 |
| | 21 | Shenyang Stadium, Shenyang | SWE - GER | Women | 17,209 |
| Daily Total | | | | | 97,971 |
| SAT 16 AUG | 28 | QHD Stadium, Qinhuangdao | NGR - CIV | Men | 28,944 |
| | 27 | Shanghai Stadium, Shanghai | ARG - NED | Men | 51,366 |
| | 25 | Shenyang Stadium, Shenyang | BRA - CMR | Men | 41,043 |
| | 26 | Workers' Stadium, Beijing | ITA - BEL | Men | 50,802 |
| Daily Total | | | | | 172,155 |
| MON 18 AUG | 23 | Shanghai Stadium, Shanghai | BRA - GER | Women | 26,976 |
| | 24 | Workers' Stadium, Beijing | JPN - USA | Women | 50,937 |
| Daily Total | | | | | 77,913 |
| TUE 19 AUG | 29 | Shanghai Stadium, Shanghai | NGR - BEL | Men | 56,312 |
| | 30 | Workers' Stadium, Beijing | ARG - BRA | Men | 52,968 |
| Daily Total | | | | | 109,280 |
| THU 21 AUG | 25 | Workers' Stadium, Beijing | GER - JPN | Women | 49,285 |
| | 26 | Workers' Stadium, Beijing | BRA - USA | Women | 51,612 |
| Daily Total | | | | | 51,612 |
| FRI 22 AUG | 31 | Shanghai Stadium, Shanghai | BEL - BRA | Men | 50,705 |
| Daily Total | | | | | 50,705 |
| SAT 23 AUG | 32 | National Stadium, Beijing | NGR - ARG | Men | 89,102 |
| Daily Total | | | | | 89,102 |
| Tournament Total | | | | | 1484,187 |

Note:
The totals are calculated on the session level (per day).



Beijing 2008



Artistic Gymnastics

9-19 August

OFFICIAL RESULTS BOOK






COMPETITION SCHEDULE

As of 1 AUG 2008
 竞赛日程/ HORARIE DES COMPÉTITIONS

| Date | Time | Event |
|------------|-------|--|
| SAT 9 AUG | | Men's Qualification |
| | 12:00 | - Subdivision 1 |
| | 16:00 | - Subdivision 2 |
| | 20:00 | - Subdivision 3 |
| Sun 10 AUG | | Women's Qualification |
| | 10:00 | - Subdivision 1 |
| | 13:30 | - Subdivision 2 |
| | 17:00 | - Subdivision 3 |
| | 20:00 | - Subdivision 4 |
| TUE 12 AUG | 10:00 | Men's Team Final |
| WED 13 AUG | 10:30 | Women's Team Final |
| THU 14 AUG | 11:00 | Men's Individual All-Around Final |
| FRI 15 AUG | 11:15 | Women's Individual All-Around Final |
| SUN 17 AUG | | ApparatusFinal-Day 1 |
| | 18:00 | - Men's Floor Exercise |
| | 18:43 | - Women's Vault |
| | 19:29 | - Men's Pommel Horse |
| | 20:15 | - Women's Floor Exercise |
| MON 18 AUG | | ApparatusFinal-Day 2 |
| | 18:00 | - Men's Rings |
| | 18:43 | - Women's Uneven Bars |
| | 19:29 | - Men's Vault |
| TUE 19 AUG | | ApparatusFinal-Day 3 |
| | 18:00 | - Men's Parallel Bars |
| | 18:43 | - Women's Beam |
| | 19:29 | - Men's Horizontal Bar |
| WED 20 AUG | 14:00 | Gymnastics Gala |

Note:

Schedule is subject of change.




ENTRY LIST BY NOC

NOC报名名单 / LISTE DES INSCRITS PAR CNO

As of THU 7 AUG 2008

| NOC | Name | Bib | Date of Birth |
|------------|--------------------------|-----|---------------|
| AUS | Australia | | |
| | BONORA Georgia | 301 | 19 MAY 1990 |
| | BRENNAN Ashleigh | 302 | 18 JAN 1991 |
| | JOURA Daria | 305 | 2 MAY 1990 |
| | MITCHELL Lauren | 303 | 23 JUL 1991 |
| | MORGAN Shona | 306 | 1 SEP 1990 |
| | VIVIAN Olivia | 304 | 13 JUL 1989 |
| BEL | Belgium | | |
| | MYS Gaelle | 421 | 16 NOV 1991 |
| BLR | Belarus | | |
| | MARACHKOUSKAYA Anastasia | 422 | 19 SEP 1990 |
| BRA | Brazil | | |
| | BARBOSA Jade | 315 | 1 JUL 1991 |
| | FRANCO Ethiene | 314 | 27 APR 1992 |
| | HYPOLITO Daniele | 313 | 8 SEP 1984 |
| | SANTOS Daiane | 312 | 10 FEB 1983 |
| | SILVA Ana | 311 | 28 MAR 1992 |
| | SOUZA Lais | 316 | 13 DEC 1988 |
| BUL | Bulgaria | | |
| | TANKOUICHEVA Nikolina | 423 | 5 FEB 1986 |
| CAN | Canada | | |
| | DAMIANOVA Nansy | 424 | 30 MAR 1991 |
| | HOPFNER-HIBBS Elyse | 425 | 12 SEP 1989 |
| CHN | China | | |
| | CHENG Fei | 321 | 29 MAY 1988 |
| | DENG Linlin | 326 | 21 APR 1992 |
| | HE Kexin | 322 | 1 JAN 1992 |
| | JIANG Yuyuan | 323 | 1 NOV 1991 |
| | LI Shanshan | 324 | 22 FEB 1992 |
| | YANG Yilin | 325 | 26 AUG 1992 |
| COL | Colombia | | |
| | SANCHEZ Nathalia | 429 | 7 JUN 1992 |
| CRO | Croatia | | |
| | ERCEG Tina | 430 | 3 MAY 1988 |
| CZE | Czech Republic | | |
| | PALESOVA Kristyna | 431 | 22 FEB 1991 |
| EGY | Egypt | | |
| | EL ZEINY Sherine | 436 | 23 FEB 1991 |
| ESP | Spain | | |
| | CAMPOS Laura | 437 | 13 SEP 1988 |
| | de SIMONE Lenika | 438 | 29 AUG 1988 |




ENTRY LIST BY NOC

NOC报名名单 / LISTE DES INSCRITS PAR CNO

As of THU 7 AUG 2008

| NOC | Name | Bib | Date of Birth |
|------------|-------------------------|-----|---------------|
| FRA | France | | |
| | DEBAUVE Marine | 331 | 3 SEP 1988 |
| | DUGAIN Laetitia | 332 | 27 NOV 1992 |
| | LINDOR Katheleen | 333 | 30 AUG 1989 |
| | MOREL Pauline | 334 | 3 JAN 1992 |
| | PETIT Marine | 335 | 15 NOV 1992 |
| | VERICEL Cassy | 336 | 10 JAN 1991 |
| GBR | Great Britain | | |
| | CAIRNS Imogen | 346 | 26 JAN 1989 |
| | DOWNIE Becky | 341 | 24 JAN 1992 |
| | KING Marissa | 342 | 20 APR 1991 |
| | TWEDDLE Beth | 343 | 1 APR 1985 |
| | WHELAN Hannah | 344 | 1 JUL 1992 |
| | WING Rebecca | 345 | 15 JUL 1992 |
| GER | Germany | | |
| | ABEL Katja | 354 | 8 APR 1983 |
| | BIJAK Daria | 356 | 12 NOV 1985 |
| | BRINKER Anja | 352 | 18 JAN 1991 |
| | CHUSOVITINA Oksana | 351 | 19 JUN 1975 |
| | HINDERMANN Marie-Sophie | 353 | 26 MAY 1991 |
| | MOEBIUS Joeline | 355 | 26 AUG 1992 |
| GRE | Greece | | |
| | BISMPIKOU Stefani | 442 | 27 JUN 1988 |
| HUN | Hungary | | |
| | BOCZOGO Dorina | 443 | 15 FEB 1992 |
| ITA | Italy | | |
| | BENOLLI Francesca | 364 | 26 AUG 1989 |
| | BERGAMELLI Monica | 361 | 24 MAY 1984 |
| | FERRARI Vanessa | 362 | 10 NOV 1990 |
| | GIOVANNINI Carlotta | 363 | 5 JUL 1990 |
| | MACRI' Federica | 365 | 22 AUG 1990 |
| | PAROLARI Lia | 366 | 30 JUL 1990 |
| JPN | Japan | | |
| | KURODA Mayu | 375 | 20 FEB 1989 |
| | MINOBE Yu | 373 | 23 FEB 1990 |
| | OSHIMA Kyoko | 372 | 5 AUG 1986 |
| | SHINTAKE Yuko | 376 | 20 APR 1991 |
| | TSURUMI Koko | 371 | 28 SEP 1992 |
| | UEMURA Miki | 374 | 6 MAR 1986 |
| KOR | Korea | | |
| | JO Hyunjoo | 444 | 13 DEC 1992 |
| LTU | Lithuania | | |
| | ZANEVSKAJA Jelena | 445 | 2 APR 1987 |
| MEX | Mexico | | |
| | CANTU MATA Maricela | 446 | 25 OCT 1990 |



ENTRY LIST BY NOC

NOC报名名单 / LISTE DES INSCRITS PAR CNO

As of THU 7 AUG 2008

| NOC | Name | Bib | Date of Birth |
|------------|---------------------------|-----|---------------|
| NED | Netherlands | | |
| | HARMES Suzanne | 447 | 10 JAN 1986 |
| POL | Poland | | |
| | PIHAN Marta | 452 | 23 JUL 1987 |
| PRK | DPR Korea | | |
| | CHA Yong Hwa | 453 | 8 JAN 1990 |
| | HONG Un Jong | 454 | 9 MAR 1989 |
| ROU | Romania | | |
| | ACATRINEI Andreea | 383 | 7 APR 1992 |
| | DRAGOI Gabriela | 385 | 28 AUG 1992 |
| | GRIGORE Andreea | 384 | 11 APR 1991 |
| | IZBASA Sandra | 382 | 18 JUN 1990 |
| | NISTOR Steliana | 381 | 15 SEP 1989 |
| | TAMIRJAN Anamaria | 386 | 8 MAY 1991 |
| RUS | Russian Federation | | |
| | AFANASYEVA Ksenia | 391 | 13 SEP 1991 |
| | GREBENKOVA Lyudmila | 395 | 4 MAR 1982 |
| | KLYUKINA Svetlana | 392 | 10 FEB 1989 |
| | KRAMARENKO Ekaterina | 393 | 22 APR 1991 |
| | PAVLOVA Anna | 394 | 6 SEP 1987 |
| | SEMENOVA Ksenia | 396 | 20 OCT 1992 |
| SLO | Slovenia | | |
| | SAJN Adela | 464 | 14 APR 1990 |
| SUI | Switzerland | | |
| | KASLIN Ariella | 458 | 11 OCT 1987 |
| SVK | Slovakia | | |
| | KOVACOVA Ivana | 463 | 24 FEB 1992 |
| UKR | Ukraine | | |
| | HOLENKOVA Valentyna | 403 | 7 MAY 1992 |
| | KOVAL Anastasiia | 406 | 6 NOV 1992 |
| | KOZICH Alina | 405 | 16 DEC 1987 |
| | KRASNIANSKA Iryna | 401 | 19 NOV 1987 |
| | PROSKURINA Maryna | 402 | 12 AUG 1985 |
| | ZGOBA Dariya | 404 | 7 NOV 1989 |
| USA | United States | | |
| | JOHNSON Shawn | 411 | 19 JAN 1992 |
| | LIUKIN Nastia | 412 | 30 OCT 1989 |
| | MEMMEL Chellsie | 413 | 23 JUN 1988 |
| | PESZEK Samantha | 414 | 14 DEC 1991 |
| | SACRAMONE Alicia | 415 | 3 DEC 1987 |
| | SLOAN Bridget | 416 | 23 JUN 1992 |
| UZB | Uzbekistan | | |
| | GALIULINA Luiza | 465 | 23 JUN 1992 |




ENTRY LIST BY NOC

NOC报名名单 / LISTE DES INSCRITS PAR CNO

As of THU 7 AUG 2008

| NOC | Name | Bib | Date of Birth |
|------------|---|-----|---------------|
| VEN | Venezuela LOPEZ AROCHA Jessica Brizeida | 466 | 22 JAN 1986 |
| VIE | Vietnam DO Thi Ngan Thuong | 467 | 10 MAR 1989 |

Note:
All corrections until the qualifications are available in INFO




ENTRY LIST BY NOC

NOC报名名单 / LISTE DES INSCRITS PAR CNO

As of THU 7 AUG 2008

| NOC | Name | Bib | Date of Birth |
|------------|-----------------------|-----|---------------|
| AUS | Australia | | |
| | SIMPSON Sam | 221 | 24 APR 1984 |
| BEL | Belgium | | |
| | van DAMME Koen | 222 | 29 APR 1987 |
| BLR | Belarus | | |
| | IGNATOVICH Aleksei | 104 | 17 NOV 1985 |
| | KASPEROVICH Dmitry | 106 | 15 OCT 1977 |
| | KOZLOV Igor | 103 | 14 JUN 1987 |
| | SAVENKOV Denis | 102 | 17 SEP 1983 |
| | SAVITSKI Dmitry | 101 | 22 FEB 1984 |
| | TSAREVICH Aleksandr | 105 | 13 DEC 1986 |
| BRA | Brazil | | |
| | HYPOLITO Diego | 223 | 19 AUG 1986 |
| BUL | Bulgaria | | |
| | IOVTCHEV Iordan | 228 | 24 FEB 1973 |
| CAN | Canada | | |
| | GAFUIK Nathan | 116 | 12 JUN 1985 |
| | GOLDING Grant | 111 | 30 MAR 1981 |
| | KIKUCHI David | 112 | 27 DEC 1979 |
| | O'NEILL Brandon | 115 | 21 DEC 1984 |
| | SHEWFELT Kyle | 113 | 6 MAY 1982 |
| | WONG Adam | 114 | 29 MAR 1985 |
| CHN | China | | |
| | CHEN Yibing | 122 | 19 DEC 1984 |
| | HUANG Xu | 121 | 4 FEB 1979 |
| | LI Xiaopeng | 123 | 27 JUL 1981 |
| | XIAO Qin | 124 | 1 JAN 1985 |
| | YANG Wei | 125 | 8 FEB 1980 |
| | ZOU Kai | 126 | 25 FEB 1988 |
| COL | Colombia | | |
| | GIRALDO Jorge Hugo | 229 | 5 SEP 1979 |
| CRO | Croatia | | |
| | UDE Filip | 230 | 3 JUN 1986 |
| CZE | Czech Republic | | |
| | KONECNY Martin | 231 | 6 AUG 1984 |
| EGY | Egypt | | |
| | SROUR Mohamed | 232 | 18 JAN 1986 |
| ESP | Spain | | |
| | BOTELLA Isaac | 134 | 12 JUN 1984 |
| | CARBALLO Manuel | 133 | 23 NOV 1982 |
| | DEFERR Gervasio | 136 | 7 NOV 1980 |
| | MARTINEZ Rafael | 135 | 10 DEC 1983 |
| | MUNOZ Sergio | 131 | 30 AUG 1989 |
| | SAN MIGUEL Ivan | 132 | 12 JAN 1985 |




ENTRY LIST BY NOC

NOC报名名单 / LISTE DES INSCRITS PAR CNO

As of THU 7 AUG 2008

| NOC | Name | Bib | Date of Birth |
|------------|--------------------------|-----|---------------|
| FRA | France | | |
| | BOUHAIL Thomas | 141 | 3 JUL 1986 |
| | CARANOBE Benoit | 142 | 12 JUN 1980 |
| | CUCHERAT Yann | 143 | 2 OCT 1979 |
| | KARBANENKO Dimitri | 146 | 19 JUL 1973 |
| | PINHEIRO RODRIGUES Danny | 144 | 16 APR 1985 |
| | SABOT Hamilton | 145 | 31 MAY 1987 |
| GBR | Great Britain | | |
| | KEATINGS Daniel | 233 | 4 JAN 1990 |
| | SMITH Louis | 234 | 22 APR 1989 |
| GEO | Georgia | | |
| | GIORGADZE Iliia | 238 | 12 JAN 1978 |
| GER | Germany | | |
| | ANDERGASSEN Thomas | 155 | 20 FEB 1980 |
| | BOY Philipp | 151 | 23 JUL 1987 |
| | HAMBUECHEN Fabian | 152 | 25 OCT 1987 |
| | JUCKEL Robert | 156 | 12 DEC 1981 |
| | NGUYEN Marcel | 153 | 8 SEP 1987 |
| | SPIRIDONOV Evgenij | 154 | 2 APR 1982 |
| GRE | Greece | | |
| | MARAS Vlasios | 239 | 31 MAR 1983 |
| HUN | Hungary | | |
| | GAL Robert | 244 | 30 MAR 1979 |
| ISR | Israel | | |
| | SHATILOV Alexandr | 245 | 22 MAR 1987 |
| ITA | Italy | | |
| | ANGIOLETTI Matteo | 161 | 8 NOV 1980 |
| | BUSNARI Alberto | 162 | 4 OCT 1978 |
| | CASSINA Igor | 163 | 15 AUG 1977 |
| | COPPOLINO Andrea | 164 | 19 AUG 1979 |
| | MORANDI Matteo | 165 | 8 OCT 1981 |
| | POZZO Enrico | 166 | 12 FEB 1981 |
| JPN | Japan | | |
| | KASHIMA Takehiro | 172 | 16 JUL 1980 |
| | NAKASE Takuya | 176 | 19 NOV 1982 |
| | OKIGUCHI Makoto | 174 | 22 NOV 1985 |
| | SAKAMOTO Koki | 173 | 21 AUG 1986 |
| | TOMITA Hiroyuki | 171 | 21 NOV 1980 |
| | UCHIMURA Kohei | 175 | 3 JAN 1989 |




ENTRY LIST BY NOC

NOC报名名单 / LISTE DES INSCRITS PAR CNO

As of THU 7 AUG 2008

| NOC | Name | Bib | Date of Birth |
|------------|---------------------------|-----|---------------|
| KOR | Korea | | |
| | KIM Daeun | 185 | 17 SEP 1984 |
| | KIM Jihoon | 181 | 9 AUG 1984 |
| | KIM Seungil | 186 | 9 MAY 1985 |
| | KIM Soomyun | 183 | 4 NOV 1986 |
| | YANG Taeyoung | 182 | 8 JUL 1980 |
| | YOO Wonchul | 184 | 20 JUL 1984 |
| LUX | Luxembourg | | |
| | PALGEN Sascha | 246 | 15 AUG 1984 |
| NED | Netherlands | | |
| | ZONDERLAND Epke | 247 | 16 APR 1986 |
| POL | Poland | | |
| | BLANIK Leszek | 248 | 1 MAR 1977 |
| PUR | Puerto Rico | | |
| | RIVERA RIVERA Luis | 249 | 4 SEP 1986 |
| ROU | Romania | | |
| | BUCUR Adrian | 195 | 26 APR 1985 |
| | DRAGULESCU Marian | 191 | 18 DEC 1980 |
| | KOCZI Flavius | 192 | 26 AUG 1987 |
| | POPESCU Daniel | 194 | 1 JUN 1983 |
| | SELARIU Razvan | 193 | 2 NOV 1983 |
| | STANESCU Robert | 196 | 17 JAN 1985 |
| RUS | Russian Federation | | |
| | DEVYATOVSKIY Maxim | 205 | 22 APR 1984 |
| | GOLOTSUTSKOV Anton | 206 | 28 JUL 1985 |
| | KHOROKHORDIN Sergey | 202 | 9 OCT 1985 |
| | KRYUKOV Nikolay | 204 | 11 NOV 1978 |
| | PLUZHNIKOV Konstantin | 201 | 28 APR 1987 |
| | RYAZANOV Yury | 203 | 21 MAR 1987 |
| SLO | Slovenia | | |
| | PETKOVSEK Mitja | 254 | 6 FEB 1977 |
| SUI | Switzerland | | |
| | CAPELLI Claudio | 255 | 16 NOV 1986 |
| | SCHARER Christoph | 256 | 14 AUG 1980 |
| UKR | Ukraine | | |
| | GONCHAROV Valeriy | 260 | 19 SEP 1977 |
| | VOROBIOV Oleksandr | 261 | 5 OCT 1984 |
| USA | United States | | |
| | BHAVSAR Raj | 211 | 7 SEP 1980 |
| | HAGERTY Joey | 212 | 19 APR 1982 |
| | HAMM Morgan | 213 | 24 SEP 1982 |
| | HORTON Jonathan | 214 | 31 DEC 1985 |
| | SPRING Justin | 215 | 11 MAR 1984 |
| | TAN Kai Wen | 216 | 24 SEP 1981 |



ENTRY LIST BY NOC

NOC报名名单 / LISTE DES INSCRITS PAR CNO

As of THU 7 AUG 2008

| NOC | Name | Bib | Date of Birth |
|------------|--|-----|---------------|
| UZB | Uzbekistan FOKIN Anton | 265 | 13 NOV 1982 |
| VEN | Venezuela FUENTES BUSTAMANTE Jose Luis | 266 | 2 MAR 1985 |
| YEM | Yemen AL-HARAZI Nashwan | 267 | 29 NOV 1986 |

Note:
All corrections until the qualifications are available in INFO



WOMEN

| Function | Name | NOC / FIG |
|--|--------------------------------------|-----------|
| Technical Delegate/President | KIM Nellie | FIG |
| 1st Vice-president | YAN Ninan | FIG |
| 2nd Vice-president | ANDRIANOVA Liubov | FIG |
| Members: | DOWDELL Kym Michelle | FIG |
| | SACCHI Donatella | FIG |
| | MIHAILESCU GRIGORAS Anca Gabriela | FIG |
| | HARINISHI Yoshie | FIG |
| International Technical Officials/Judges: | BASLA Carmen Maria | ITA |
| | CALABRO Monica Liliana | ARG |
| | COLAGIURI Helen | AUS |
| | DE JONG E V MOLEMA Aukje | NED |
| | DIDILESCU Olga Fanica | ROU |
| | ENSLOW Avril Dorothy | NZL |
| | FUNK Inge Elsa Lisa | GER |
| | GIRAL Patricia Raymonde Yvette | FRA |
| | GORDON Debbie Ann | RSA |
| | GOTHBERG Agneta Birgersdotter | SWE |
| | GRATT Johanna | AUT |
| | HOFFMANN Marie Paule C | LUX |
| | KOROLENKO Lyudmyla | UKR |
| | KOSHEL Antonina | BLR |
| | LATSONA Evgenia | GRE |
| | LEE Jung Hyun | KOR |
| | LEEWORTHY Robin Jane | GBR |
| | LISKAROVA Hana | CZE |
| | MAO Peiwen | CHN |
| | MARTINET Sylvie | SUI |
| | MURTONEN Satu Sirpa | FIN |
| | PANICHAS Patricia Grace | USA |
| | PETURSDOTTIR Berglind | ISL |
| | SABOGAL DE DOMINGUEZ Blanca Cecilia | COL |
| | SAKURAI Rieko | JPN |
| | SAN MARTIN LOPEZ Maria Jose | ESP |
| | SAWASATO Yumi Yamamoto | BRA |
| | SHAI Orna Erena | ISR |
| | SMITH Lynn Marie | CAN |
| | TANKOUCHIEVA Neli Nikolova | BUL |
| | TEREKHINA Raisa | RUS |
| | URACZ-KOCUR Joanna Janina | POL |
| | VALENZO AOKI Naomi Chieko | MEX |
| | VAN DOOREN Marleen Josepha Madeleine | BEL |
| National Technical Officials/Judges: | LIN Ying | CHN |
| | MO Ruirong | CHN |
| | ZHU Zheng | CHN |
| | ZHU Jieya | CHN |
| | CHEN Guangsheng | CHN |
| | ZHOU Xiaoling | CHN |
| | DAI Yuying | CHN |
| | ZHENG Xinghong | CHN |
| | ZHU Liping | CHN |
| | DONG Jianguo | CHN |
| | SHAO Bin | CHN |
| | LI Dongming | CHN |
| | HE Ju | CHN |
| | LI Ji | CHN |
| | DONG Fangxiao | CHN |

MEN

| Function | Name | NOC / FIG |
|--|-------------------------------|-----------|
| Technical Delegate/President | STOICA Adrian | FIG |
| 1st Vice-president | KARACSONY Istvan Jozsef | FIG |
| 2nd Vice-president | MARCOS FELIPE Julio | FIG |
| Members | HUANG Liping | FIG |
| | KATO Sawao | FIG |
| | SALANITRO Enrique Luis | FIG |
| Jury FIG MAG Superior Jury Member | CARVALHO DE SOUSA Alvaro Jose | FIG |
| International Technical Officials/Judges: | ALBRECHT Gerhard Holger | GER |
| | ALFOSOV Valery | RUS |
| | APOLZAN Mircea Dumitru | ROU |
| | BERCZI Istvan Ferenc | HUN |
| | BERNARD Joseph Louis | LUX |

| | |
|-------------------------------|-----|
| BLANQUINO Jean-Francois Jacky | FRA |
| BONET VALENTIN Raul A | USA |
| BRICKNER Rafael Shalom | ISR |
| BUTCHER Steven Lawrence | USA |
| CARRILES GARCIA Pablo | ESP |
| CORREDOR SEGURA Jaime Eduardo | COL |
| COUSSEMENT Alain Mathias | BEL |
| DIAZ LOZA Roberto Javier | ESP |
| TOTH Josef | AUT |
| FETZER Bernd Jorg | GER |
| FEDARAU Andrey | BEL |
| GOTO Yoichi | JPN |
| GRABOWECKY Christopher John | CAN |
| GRECU Danut | ROU |
| HADJI Mohamed Smail | ALG |
| KARASIK Feliks | BLR |
| KENDALL Stephen Paul | NZL |
| KIM Dae Won | KOR |
| KOCIAN Vilem | CZE |
| KODRIC Severin | SLO |
| KOROLEV Yury | RUS |
| KUKSENKOV Yuliy | UKR |
| KURTEV Zdravko Zdravkov | BUL |
| LAZZARICH Diego | ITA |
| LI Jing | CHN |
| MACCHIA Alain | FRA |
| MARZOLLA Gianfranco | ITA |
| MORA LOAIZA Juan Manuel | VEN |
| NAM Seungku | KOR |
| NASR Mohamed Elarabe Shamoun | EGY |
| NASSAR Roberto Gomes | BRA |
| PAN Chenfei | CHN |
| PELC Zbigniew Juliusz | POL |
| PROVIAS Nikolaos | GRE |
| REIMERING Vincent Harold | NED |
| SAGRERAS Alejandro Hugo | ARG |
| STRUPLER Andreas | SUI |
| TAKEUCHI Teruaki | JPN |
| THOMSON Jeffrey Willard | CAN |
| TOMBS Andrew | GBR |
| TRAVERSO Fulvio | ITA |
| VUKOJA Mario | CRO |
| WEY Gwo-Fong | TPE |
| WOLFE Daren Bruce | AUS |
| ZUNICH Andreja Alex | USA |
| YU Yongxiang | CHN |
| HUANG Jian | CHN |
| LIU Shiling | CHN |
| ZHANG Hanjin | CHN |
| YANG Xiaojing | CHN |
| HUANG Long | CHN |
| HE Xiumin | CHN |
| DONG Jianguo | CHN |
| SHAO Bin | CHN |
| LI Dongming | CHN |
| HE Ju | CHN |
| LI Ji | CHN |
| DONG Fangxiao | CHN |

National Technical Officials/Judges:

Medallists by Event



AFTER 14 OF 14 EVENTS / AS OF 19 AUG 2008


Gymnastics Artistic

GO!

| Event | Date | Medal | Name | NOC | | |
|--------------------------------------|---------------------|------------------------------------|--|--|------------------------|-----|
| <u>Men's Team</u> | TUE 12 AUG | GOLD | <u>CHEN Yibing</u> <u>HUANG Xu</u> <u>LI Xiaopeng</u> <u>XIAO Qin</u> <u>YANG Wei</u> <u>ZOU Kai</u> | CHN | | |
| | | SILVER | <u>KASHIMA Takehiro</u> <u>NAKASE Takuya</u> <u>OKIGUCHI Makoto</u> <u>SAKAMOTO Koki</u> <u>TOMITA Hiroyuki</u> <u>UCHIMURA Kohei</u> | JPN | | |
| | | BRONZE | <u>ARTEMEV Alexander</u> <u>BHAVSAR Raj</u> <u>HAGERTY Joey</u> <u>HORTON Jonathan</u> <u>SPRING Justin</u> <u>TAN Kai Wen</u> | USA | | |
| | <u>Women's Team</u> | WED 13 AUG | GOLD | <u>CHENG Fei</u> <u>DENG Linlin</u> <u>HE Kexin</u> <u>JIANG Yuyuan</u> <u>LI Shanshan</u> <u>YANG Yilin</u> | CHN | |
| | | | SILVER | <u>JOHNSON Shawn</u> <u>LIUKIN Nastia</u> <u>MEMMEL Chellsie</u> <u>PESZEK Samantha</u> <u>SACRAMONE Alicia</u> <u>SLOAN Bridget</u> | USA | |
| | | | BRONZE | <u>ACATRINEI Andreea</u> <u>DRAGOI Gabriela</u> <u>GRIGORE Andreea</u> <u>IZBASA Sandra</u> <u>NISTOR Steliana</u> <u>TAMIRJAN Anamaria</u> | ROU | |
| | | <u>Men's Individual All-Around</u> | THU 14 AUG | GOLD | <u>YANG Wei</u> | CHN |
| | | | | SILVER | <u>UCHIMURA Kohei</u> | JPN |
| | | | | BRONZE | <u>CARANOBÉ Benoit</u> | FRA |
| <u>Women's Individual All-Around</u> | | FRI 15 AUG | GOLD | <u>LIUKIN Nastia</u> | USA | |
| | | | SILVER | <u>JOHNSON Shawn</u> | USA | |
| | | | BRONZE | <u>YANG Yilin</u> | CHN | |
| <u>Men's Floor Exercise</u> | SUN 17 AUG | GOLD | <u>ZOU Kai</u> | CHN | | |
| | | SILVER | <u>DEFERR Gervasio</u> | ESP | | |
| | | BRONZE | <u>GOLOTSUTSKOV Anton</u> | RUS | | |
| <u>Women's Vault</u> | SUN 17 AUG | GOLD | <u>HONG Un Jong</u> | PRK | | |
| | | SILVER | <u>CHUSOVITINA Oksana</u> | GER | | |
| | | BRONZE | <u>CHENG Fei</u> | CHN | | |
| <u>Men's Pommel Horse</u> | SUN 17 AUG | GOLD | <u>XIAO Qin</u> | CHN | | |
| | | SILVER | <u>UDE Filip</u> | CRO | | |
| | | BRONZE | <u>SMITH Louis</u> | GBR | | |
| <u>Women's Floor Exercise</u> | SUN 17 AUG | GOLD | <u>IZBASA Sandra</u> | ROU | | |
| | | SILVER | <u>JOHNSON Shawn</u> | USA | | |
| | | BRONZE | <u>LIUKIN Nastia</u> | USA | | |
| <u>Men's Rings</u> | MON 18 AUG | GOLD | <u>CHEN Yibing</u> | CHN | | |
| | | SILVER | <u>YANG Wei</u> | CHN | | |
| | | BRONZE | <u>VOROBIOV Oleksandr</u> | UKR | | |
| <u>Women's Uneven Bars</u> | MON 18 AUG | GOLD | <u>HE Kexin</u> | CHN | | |
| | | SILVER | <u>LIUKIN Nastia</u> | USA | | |
| | | BRONZE | <u>YANG Yilin</u> | CHN | | |
| <u>Men's Vault</u> | MON 18 AUG | GOLD | <u>BLANIK Leszek</u> | POL | | |

| | | | | |
|--------------------------------------|------------|--------|------------------------------------|---------------------|
| | | SILVER | BOUHAIL Thomas | FRA |
| | | BRONZE | GOLOTSUTSKOV Anton | RUS |
| Men's Parallel Bars | TUE 19 AUG | GOLD | LI Xiaopeng | CHN |
| | | SILVER | YOO Wonchul | KOR |
| | | BRONZE | FOKIN Anton | UZB |
| Women's Beam | TUE 19 AUG | GOLD | JOHNSON Shawn | USA |
| | | SILVER | LIUKIN Nastia | USA |
| | | BRONZE | CHENG Fei | CHN |
| Men's Horizontal Bar | TUE 19 AUG | GOLD | ZOU Kai | CHN |
| | | SILVER | HORTON Jonathan | USA |
| | | BRONZE | HAMBUECHEN Fabian | GER |

20:06:55 19 AUG 2008
GA0000000_C93 15.0



MEDAL STANDINGS
 奖牌榜 / CLASSEMENT DES MÉDAILLES
 AFTER 14 OF 14 EVENTS

| Rank | NOC | Men | | | | Women | | | | Total | | | | Rank by Total |
|--------------|--------------------------|----------|----------|----------|-----------|----------|----------|----------|-----------|-----------|-----------|-----------|-----------|---------------|
| | | G | S | B | Tot | G | S | B | Tot | G | S | B | Tot | |
| 1 | CHN - China | 7 | 1 | | 8 | 2 | | 4 | 6 | 9 | 1 | 4 | 14 | 1 |
| 2 | USA - United States | | 1 | 1 | 2 | 2 | 5 | 1 | 8 | 2 | 6 | 2 | 10 | 2 |
| 3 | ROU - Romania | | | | | 1 | | 1 | 2 | 1 | | 1 | 2 | =3 |
| 4 | PRK - DPR Korea | | | | | 1 | | | 1 | 1 | | | 1 | =8 |
| 4 | POL - Poland | 1 | | | 1 | | | | | 1 | | | 1 | =8 |
| 6 | JPN - Japan | | 2 | | 2 | | | | | | 2 | | 2 | =3 |
| 7 | FRA - France | | 1 | 1 | 2 | | | | | | 1 | 1 | 2 | =3 |
| 7 | GER - Germany | | | 1 | 1 | | 1 | | 1 | | 1 | 1 | 2 | =3 |
| 9 | ESP - Spain | | 1 | | 1 | | | | | | 1 | | 1 | =8 |
| 9 | CRO - Croatia | | 1 | | 1 | | | | | | 1 | | 1 | =8 |
| 9 | KOR - Korea | | 1 | | 1 | | | | | | 1 | | 1 | =8 |
| 12 | RUS - Russian Federation | | | 2 | 2 | | | | | | | 2 | 2 | =3 |
| 13 | GBR - Great Britain | | | 1 | 1 | | | | | | | 1 | 1 | =8 |
| 13 | UKR - Ukraine | | | 1 | 1 | | | | | | | 1 | 1 | =8 |
| 13 | UZB - Uzbekistan | | | 1 | 1 | | | | | | | 1 | 1 | =8 |
| Total | | 8 | 8 | 8 | 24 | 6 | 6 | 6 | 18 | 14 | 14 | 14 | 42 | |

Legend:

G Gold medal **S** Silver medal **B** Bronze medal **Tot** Total = Equal sign indicate that two or more NOC's share the same rank by total



GYMNASTICS ARTISTIC
竞技体操 / GYMNASTIQUE ARTISTIQUE

MEN'S POMMEL HORSE
男子鞍马 / CHEVAL D'ARÇONS - HOMMES

QUALIFICATION
男子鞍马资格赛 / QUALIFICATION



OFFICIAL COMMUNICATION

官方通告 / COMMUNICATION OFFICIELLE

Item: 1

Gymnastic Artistics
Men's Qualification

After the inquiry of USA team, the superior jury performed a revision of Score.
A Jury counted one A value instead of a B value.

Issued by: Technical Committee President
Time: 14:32
Date: 09 AUG 2008

This decision affects:

RESULTS
SCHEDULE
OTHER

Note:



GYMNASTICS ARTISTIC
竞技体操 / GYMNASTIQUE ARTISTIQUE

WOMEN'S BEAM
女子平衡木 / POUTRE - FEMMES

QUALIFICATION
女子平衡木资格赛 / QUALIFICATION



OFFICIAL COMMUNICATION

官方通告 / COMMUNICATION OFFICIELLE

Item: 2

**Gymnastics Artistic
Women's Qualification BB**

China Bib 324. The value of element has been raised from 6.9 to 7.0.

Issued by: Technical Committee
Time: 10:38
Date: 10 AUG 2008

This decision affects:

RESULTS
SCHEDULE
OTHER

| |
|---|
| X |
| |
| |

Note: BB score raised for Bib 324



GYMNASTICS ARTISTIC
竞技体操 / GYMNASTIQUE ARTISTIQUE

WOMEN'S FLOOR EXERCISE
女子自由体操 / EXERCICES AU SOL - FEMMES

QUALIFICATION
女子自由体操资格赛 / QUALIFICATION



OFFICIAL COMMUNICATION

官方通告 / COMMUNICATION OFFICIELLE

Item: 3

Gymnastic Artistics
Women's Qualification Floor

Technical Error on Floor Exercise for gymnast Bib 466 Lopez Arocha

Issued by: Technical committee
Time: 12:24
Date: 10 AUG 2008

This decision affects:

RESULTS
SCHEDULE
OTHER

Note: Technical Error



GYMNASTICS ARTISTIC
竞技体操 / GYMNASTIQUE ARTISTIQUE

WOMEN'S FLOOR EXERCISE
女子自由体操 / EXERCICES AU SOL - FEMMES

QUALIFICATION
女子自由体操资格赛 / QUALIFICATION



OFFICIAL COMMUNICATION

官方通告 / COMMUNICATION OFFICIELLE

Item: 4

Gymnastic Artistics
Women's Floor Qualification

Line deduction reviews for GRE Bib 442 Bimpikou Stefani on FX. Score change from 13.275 to 13.575.

Issued by: Technical Committee
Time: 21:39
Date: 10 AUG 2008

This decision affects:

RESULTS
SCHEDULE
OTHER

Note: Line ded. review



GYMNASTICS ARTISTIC
竞技体操 / GYMNASTIQUE ARTISTIQUE

WOMEN'S TEAM
女子团体 / PAR ÉQUIPES - FEMMES

TEAM FINAL
女子团体决赛 / PAR ÉQUIPES FINALE



OFFICIAL COMMUNICATION

官方通告 / COMMUNICATION OFFICIELLE

Item: 5

**Gymnastic Artistics
Women's Team Final**

Wrong entry of composition for Bib 303 Mitchell Lauren. B1 deduction from 1.0 to 0.1 on Floor.

Issued by: Technical Committee
Time: 11:39
Date: 13 AUG 2008

This decision affects:

RESULTS
SCHEDULE
OTHER

| |
|---|
| X |
| |
| |

Note: Decuction Change for Bib 303 Mitchell Lauren



GYMNASTICS ARTISTIC
竞技体操 / GYMNASTIQUE ARTISTIQUE

MEN'S INDIVIDUAL ALL-AROUND
男子个人全能 / MULTIPLE INDIVIDUEL - HOMMES

FINAL
男子个人全能决赛 / FINALE



OFFICIAL COMMUNICATION

官方通告 / COMMUNICATION OFFICIELLE

Item: 6

Gymnastic Artistics
Men's All-Around Final

For element Recognition reason, Change A score from 5.40 to 6.00 for Korea Bib 182 Yang Taeyoung on P.H.

Issued by: Technical Committe
Time: 13:45
Date: 14 AUG 2008

This decision affects:

RESULTS
SCHEDULE
OTHER

Note: Element Recognition reason



GYMNASTICS ARTISTIC
竞技体操 / GYMNASTIQUE ARTISTIQUE

WOMEN QUALIFICATION
女子资格赛 / QUALIFICATION - FEMMES

QUALIFICATION
女子资格赛 / QUALIFICATION



OFFICIAL COMMUNICATION

官方通告 / COMMUNICATION OFFICIELLE

Item: 7

**Violation of Anti-Doping Rules
Thi Ngan Thuong Do**

Disqualified due to violation of anti-doping rules.

Issued by: IOC
Time: 13:43
Date: 15 AUG 2008

This decision affects:

RESULTS
SCHEDULE
OTHER

Note: Violation of Anti-Doping Rules



JUDGES ASSIGNMENT

CORRECTED

裁判名单 / COMPOSITION DU JURY

Superior Jury

| | | |
|--------------------------|-----|--------------------------|
| STOICA Adrian | FIG | President |
| KARACSONY Istvan Jozsef | FIG | Floor Supervisor |
| SALANITRO Enrique Luis | FIG | Pommel Horse Supervisor |
| CARVALHO de SOUSA Alvaro | FIG | Rings Supervisor |
| KATO Sawao | FIG | Vault Supervisor |
| MARCOS FELIPE Julio | FIG | Parallel Bars Supervisor |
| HUANG Liping | FIG | High Bar Supervisor |



| Function | Name | NOC Code |
|----------|--------------------------|----------|
| A1 | ZUNICH Andreja Alex | FIG |
| A2 | LAZZARICH Diego | FIG |
| B1 | VUKOJA Mario | CRO |
| B2 | COUSSEMENT Alain Mathias | BEL |
| B3 | GRECU Danut | ROU |
| B4 | KENDALL Stephen Paul | NZL |
| B5 | NAM Seungku | KOR |
| B6 | KURTEV Zdravko Zdravkov | BUL |
| Timer 1 | LIU Shiling | CHN |
| Line 1 | YU Yongxiang | CHN |
| Line 2 | HUANG Jian | CHN |

| Function | Name | NOC Code |
|----------|-------------------------|----------|
| A1 | TAKEUCHI Teruaki | FIG |
| A2 | CARRILES GARCIA Pablo | FIG |
| B1 | PAN Chenfei | CHN |
| B2 | PROVIAS Nikolaos | GRE |
| B3 | MORA LOAIZA Juan Manuel | VEN |
| B4 | NASR Mohamed Elarabe | EGY |
| B5 | KODRIC Severin | SLO |
| B6 | WEY Gwo-Fong | TPE |



| Function | Name | NOC Code |
|----------|-------------------------------|----------|
| A1 | LI Jing | FIG |
| A2 | FEDARAU Andrey | FIG |
| B1 | BLANQUINO Jean-Francois Jacky | FRA |
| B2 | BRICKNER Rafael Shalom | ISR |
| B3 | STRUPLER Andreas | SUI |
| B4 | FETZER Bernd Jorg | GER |
| B5 | DIAZ LOZA Roberto Javier | ESP |
| B6 | THOMSON Jeffrey Willard | CAN |

| Function | Name | NOC Code |
|----------|-----------------------------|----------|
| A1 | GRABOWECKY Christopher John | FIG |
| A2 | KOROLEV Yury | FIG |
| B1 | NASSAR Roberto Gomes | BRA |
| B2 | KOCIAN Vilem | CZE |
| B3 | KARASIK Feliks | BLR |
| B4 | TRAVERSO Fulvio | ITA |
| B5 | BERCZI Istvan Ferenc | HUN |
| B6 | PELC Zbigniew Juliusz | POL |
| Line 1 | YANG Xiaojing | CHN |










| Function | Name | NOC Code |
|----------|--------------------------|----------|
| A1 | APOLZAN Mircea Dumitru | FIG |
| A2 | MACCHIA Alain | FIG |
| B1 | ALFOSOV Valery | RUS |
| B2 | REIMERING Vincent Harold | NED |
| B3 | TOMBS Andrew | GBR |
| B4 | BUTCHER Steven Lawrence | USA |
| B5 | HADJI Mohamed Smail | ALG |
| B6 | KUKSENKOY Yuliy | UKR |
| Timer 1 | HUANG Long | CHN |

| Function | Name | NOC Code |
|----------|-------------------------------|----------|
| A1 | ALBRECHT Gerhard Holger | FIG |
| A2 | KIM Dae Won | FIG |
| B1 | WOLFE Daren Bruce | AUS |
| B2 | SAGRERAS Alejandro Hugo | ARG |
| B3 | CORREDOR SEGURA Jaime Eduardo | COL |
| B4 | GOTO Yoichi | JPN |
| B5 | TOTH Josef | AUT |
| B6 | BERNARD Joseph Louis | LUX |







Legend:


Ax Panel 'A' judges **Bx** Panel 'B' judges

 Floor
  Pommel Horse
  Rings
  Vault
  Parallel Bars
  Horizontal Bar










RESULTS
比赛成绩 / RÉSULTATS

| Rank | Bib | NOC Name |  |  |  |  |  |  | Total | Ind. Rank |
|-----------------------------------|-----|---------------------|---|---|---|--|---|---|----------------|--------------|
| 1 CHN - China | | | | | | | | | | |
| | 121 | HUANG Xu | | 15.300 | 15.300 | | 16.075 | | 46.675 | (73) |
| | 122 | CHEN Yibing | 14.725 | 14.475 | 16.525 | 16.275 | 15.075 | 14.525 | 91.600 | (9) |
| | 123 | LI Xiaopeng | 15.100 | | 14.800 | 16.775 | 16.425 | 15.400 | 78.500 | (45) |
| | 124 | XIAO Qin | 14.375 | 16.000 | | 15.725 | 15.450 | 15.150 | 76.700 | (46) |
| | 125 | YANG Wei | 15.400 | 15.425 | 16.225 | 16.550 | 15.350 | 14.925 | 93.875 | (1) |
| | 126 | ZOU Kai | 15.700 | | | 15.700 | | 15.600 | 47.000 | (72) |
| | | Total | <u>60.925</u> (6) | 61.200 (1) | 62.850 (1) | 65.325 (1) | 63.300 (2) | 61.075 (3) | 374.675 | Q |
| 2 JPN - Japan | | | | | | | | | | |
| | 171 | TOMITA Hiroyuki | 15.175 | 15.175 | 15.025 | 15.200 | 15.775 | 15.550 | 91.900 | (6) |
| | 172 | KASHIMA Takehiro | | 14.425 | | 15.975 | 15.550 | 15.150 | 61.100 | (61) |
| | 173 | SAKAMOTO Koki | 14.950 | 14.925 | 15.525 | 16.200 | 15.625 | 14.725 | 91.950 | (5) |
| | 174 | OKIGUCHI Makoto | 15.275 | | | 15.750 | | | 31.025 | (86) |
| | 175 | UCHIMURA Kohei | 15.725 | 14.100 | 14.675 | 16.200 | 16.025 | 15.325 | 92.050 | (4) |
| | 176 | NAKASE Takuya | 15.500 | 14.075 | 15.275 | | 15.725 | 15.450 | 76.025 | (48) |
| | | Total | 61.675 (1) | 58.625 (4) | 60.500 (5) | 64.125 (6) | <u>63.150</u> (3) | 61.475 (1) | 369.550 | Q |
| 3 RUS - Russian Federation | | | | | | | | | | |
| | 201 | PLUZHNIKOV K. | 14.450 | | 14.275 | | 14.950 | | 43.675 | (79) |
| | 202 | KHOROKHORDIN Sergey | 14.975 | 14.800 | 15.075 | 15.725 | 15.875 | 15.350 | 91.800 | (7) |
| | 203 | RYAZANOV Yury | 14.600 | 14.450 | 15.100 | 15.550 | 15.625 | 14.800 | 90.125 | (17) |
| | 204 | KRYUKOV Nikolay | | 14.850 | | 16.200 | 16.175 | 15.050 | 62.275 | (60) |
| | 205 | DEVYATOVSKIY Maxim | 15.300 | 13.300 | 15.375 | 15.825 | 15.425 | 15.125 | 90.350 | (14) |
| | 206 | GOLOTSUTSKOV Anton | 15.600 | 12.325 | 15.075 | 16.550 | | 14.300 | 73.850 | (57) |
| | | Total | 60.475 (8) | 57.400 (6) | 60.625 (3) | <u>64.300</u> (5) | 63.100 (4) | 60.325 (5) | 366.225 | Q |
| 4 KOR - Korea | | | | | | | | | | |
| | 181 | KIM Jihoon | 14.975 | 15.175 | | 15.650 | | 14.525 | 60.325 | (62) |
| | 182 | YANG Taeyoung | 13.850 | 15.000 | 14.875 | 16.000 | 16.100 | 13.475 | 89.300 | (22) |
| | 183 | KIM Soomyun | 15.575 | 13.800 | 14.175 | 16.025 | 15.350 | 14.975 | 89.900 | (18) |
| | 184 | YOO Wonchul | | | 15.575 | | 16.150 | | 31.725 | (85) |
| | 185 | KIM Daeun | 15.500 | 14.725 | 15.450 | 16.050 | 16.050 | 14.625 | 92.400 | (3) |
| | 186 | KIM Seungil | 14.975 | 14.550 | 14.325 | 15.650 | 15.325 | 12.175 | 87.000 | (34) |
| | | Total | 61.025 (4) | 59.450 (2) | <u>60.225</u> (6) | 63.725 (11) | 63.650 (1) | 57.600 (10) | 365.675 | Q |
| 5 GER - Germany | | | | | | | | | | |
| | 151 | BOY Philipp David | 14.450 | 14.675 | 14.650 | 16.200 | 15.125 | 14.375 | 89.475 | (21) |
| | 152 | HAMBUECHEN Fabian | 15.800 | 13.100 | 14.975 | 16.300 | 16.050 | 16.200 | 92.425 | (2) |
| | 153 | NGUYEN Marcel | 15.425 | | 14.850 | 16.225 | 14.875 | 14.450 | 75.825 | (49) |
| | 154 | SPIRIDONOV Evgenij | 15.025 | 14.475 | | 15.650 | 15.450 | 14.400 | 75.000 | (53) |
| | 155 | ANDERGASSEN Thomas | | 14.900 | 15.525 | | 14.675 | | 45.100 | (75) |
| | 156 | JUCKEL Robert | 14.850 | 14.850 | 14.425 | 15.050 | | 14.750 | 73.925 | (56) |
| | | Total | 61.100 (3) | 58.900 (3) | 60.000 (8) | <u>64.375</u> (4) | 61.500 (7) | 59.800 (6) | 365.675 | Q |









RESULTS
比赛成绩 / RÉSULTATS

| Rank | Bib | NOC Name |  |  |  |  |  |  | Total | Ind. Rank |
|------------------------------|-----|---------------------|---|---|---|--|---|---|----------------|--------------|
| 6 USA - United States | | | | | | | | | | |
| | 211 | BHAVSAR Raj | 14.175 | 14.050 | 15.325 | 16.175 | 15.625 | | 75.350 | (52) |
| | 212 | HAGERTY Joey | 15.275 | 13.925 | | 15.700 | 15.350 | 15.400 | 75.650 | (50) |
| | 214 | HORTON Jonathan | 15.350 | 13.925 | 15.325 | 15.950 | 15.525 | 15.575 | 91.650 | (8) |
| | 215 | SPRING Justin | 14.400 | | 14.175 | 15.900 | 15.800 | 15.375 | 75.650 | (51) |
| | 216 | TAN Kai Wen | | 14.100 | 15.725 | | | 14.425 | 44.250 | (76) |
| | 217 | ARTEMEV Alexander | 14.875 | 15.250 | 13.675 | 15.825 | 15.175 | 14.925 | 89.725 | (19) |
| | | Total | 59.900 (9) | 57.325 (7) | <u>60.550</u> (4) | 63.850 (8) | 62.300 (5) | 61.275 (2) | 365.200 | Q |
| 7 FRA - France | | | | | | | | | | |
| | 141 | BOUHAIL Thomas | 15.125 | 13.850 | 13.700 | 16.625 | 14.675 | 14.575 | 88.550 | (27) |
| | 142 | CARANOBE Benoit | 15.125 | 14.250 | 15.100 | 16.500 | 15.275 | 14.675 | 90.925 | (10) |
| | 143 | CUCHERAT Yann | | | | | 16.000 | 15.850 | 31.850 | (84) |
| | 144 | PINHEIRO RODRIGUES | 14.200 | 13.400 | 15.800 | | | | 43.400 | (80) |
| | 145 | SABOT Hamilton | 14.575 | 14.025 | 14.375 | 15.400 | 15.400 | 13.975 | 87.750 | (30) |
| | 146 | KARBANENKO Dimitri | 14.050 | 13.700 | 13.675 | 16.125 | 15.500 | 15.450 | 88.500 | (28) |
| | | Total | 59.025 (10) | 55.825 (12) | 58.975 (12) | 64.650 (3) | 62.175 (6) | <u>60.550</u> (4) | 361.200 | Q |
| 8 ROU - Romania | | | | | | | | | | |
| | 191 | DRAGULESCU Marian | 15.925 | | | 16.625 | | 14.800 | 47.350 | (71) |
| | 192 | KOCZI Flavius | 15.125 | 14.400 | 13.950 | 16.600 | 15.075 | 15.025 | 90.175 | (16) |
| | 193 | SELARIU Razvan | 15.400 | 14.075 | 15.175 | 12.900 | 14.950 | 13.475 | 85.975 | (38) |
| | 194 | POPESCU Daniel | 14.575 | 14.500 | 13.975 | 16.400 | 14.525 | 13.325 | 87.300 | (32) |
| | 195 | BUCUR Adrian | 14.725 | 12.525 | 14.950 | 15.700 | 14.825 | 13.750 | 86.475 | (36) |
| | 196 | STANESCU Robert | | 12.925 | 15.750 | | 15.200 | | 43.875 | (78) |
| | | Total | 61.175 (2) | 55.900 (11) | 59.850 (9) | 65.325 (1) | 60.050 (10) | <u>57.050</u> (11) | 359.350 | Q |
| 9 CAN - Canada | | | | | | | | | | |
| | 111 | GOLDING Grant | 14.850 | 14.125 | 15.275 | | 15.450 | | 59.700 | (65) |
| | 112 | KIKUCHI David | | 14.175 | 15.200 | 15.575 | 15.150 | 14.200 | 74.300 | (54) |
| | 113 | SHEWFELT Kyle | 15.525 | | 13.925 | 16.350 | | 14.250 | 60.050 | (63) |
| | 114 | WONG Adam | 14.900 | 14.375 | 14.500 | 15.650 | 15.125 | 14.575 | 89.125 | (24) |
| | 115 | O'NEILL Brandon | 3.450 | 12.475 | | 15.150 | 14.900 | 0.000 | 45.975 | (74) |
| | 116 | GAFUIK Nathan | 15.225 | 13.800 | 14.250 | 16.175 | 15.450 | 14.825 | 89.725 | (20) |
| | | Total | 60.500 (7) | 56.475 (10) | <u>59.225</u> (10) | 63.750 (9) | 61.175 (9) | 57.850 (9) | 358.975 | |
| 10 BLR - Belarus | | | | | | | | | | |
| | 101 | SAVITSKI Dmitry | 14.375 | 14.525 | 15.175 | 16.300 | 15.700 | 14.575 | 90.650 | (12) |
| | 102 | SAVENKOV Denis | 14.525 | 13.525 | 13.750 | 15.675 | 14.800 | 14.750 | 87.025 | (33) |
| | 103 | KOZLOV Igor | 14.025 | 12.675 | 14.925 | 15.275 | 0.000 | | 56.900 | (70) |
| | 104 | IGNATOVICH Aleksei | | 15.075 | 0.000 | 0.000 | | 13.000 | 28.075 | (92) |
| | 105 | TSAREVICH Aleksandr | 14.300 | 14.450 | | | 15.175 | 14.850 | 58.775 | (68) |
| | 106 | KASPEROVICH Dmitry | 14.675 | | 15.275 | 16.500 | 15.525 | 14.250 | 76.225 | (47) |
| | | Total | <u>57.875</u> (11) | 57.575 (5) | 59.125 (11) | 63.750 (9) | 61.200 (8) | 58.425 (8) | 357.950 | |




RESULTS
比赛成绩 / RÉSULTATS







| Rank | Bib | NOC Name |  |  |  |  |  |  | Total | Ind. Rank |
|-----------|-----|--------------------|---|---|---|--|---|---|----------------|--------------|
| 11 | | ESP - Spain | | | | | | | | |
| | 131 | MUNOZ Sergio | 14.575 | 12.700 | 15.150 | 16.100 | 13.675 | 13.300 | 85.500 | (40) |
| | 132 | SAN MIGUEL Ivan | | 13.775 | 15.200 | 16.050 | 14.375 | 14.525 | 73.925 | (55) |
| | 133 | CARBALLO Manuel | 14.650 | 14.475 | 14.900 | | 15.275 | 13.025 | 72.325 | (58) |
| | 134 | BOTELLA Isaac | 14.975 | 13.600 | 14.900 | 16.050 | | | 59.525 | (66) |
| | 135 | MARTINEZ Rafael | 15.550 | 14.800 | 14.325 | 15.750 | 15.100 | 15.275 | 90.800 | (11) |
| | 136 | DEFERR Gervasio | 15.825 | | | 15.075 | 14.600 | 13.725 | 59.225 | (67) |
| | | Total | 61.000 (5) | <u>56.650</u> (9) | 60.150 (7) | 63.950 (7) | 59.350 (11) | 56.825 (12) | 357.925 | |
| 12 | | ITA - Italy | | | | | | | | |
| | 161 | ANGIOLETTI Matteo | 14.250 | | 15.625 | 16.500 | | 13.575 | 59.950 | (64) |
| | 162 | BUSNARI Alberto | 13.525 | 15.125 | | | 14.625 | 14.375 | 57.650 | (69) |
| | 163 | CASSINA Igor | | 13.800 | | 0.000 | 14.125 | 16.000 | 43.925 | (77) |
| | 164 | COPPOLINO Andrea | 14.025 | 12.925 | 15.975 | 14.825 | 13.675 | | 71.425 | (59) |
| | 165 | MORANDI Matteo | 14.175 | 13.700 | 16.025 | 16.100 | 13.725 | 13.850 | 87.575 | (31) |
| | 166 | POZZO Enrico | 14.800 | 14.325 | 14.250 | 15.700 | 14.750 | 14.850 | 88.675 | (26) |
| | | Total | <u>57.250</u> (12) | 56.950 (8) | 61.875 (2) | 63.125 (12) | 57.225 (12) | 59.075 (7) | 355.500 | |


INDIVIDUALS

| | | | | | | | | | | |
|--|-----|-----------------------------|--------|---------------|--------|---------------|---------------|--------|--------|------|
| | | AUS - Australia | | | | | | | | |
| | 221 | SIMPSON Sam | 14.550 | 14.000 | 13.800 | 15.600 | <u>14.200</u> | 13.475 | 85.625 | (39) |
| | | BEL - Belgium | | | | | | | | |
| | 222 | VAN DAMME Koen | 12.575 | <u>14.200</u> | 14.325 | 14.450 | 14.600 | 14.475 | 84.625 | (43) |
| | | BRA - Brazil | | | | | | | | |
| | 223 | HYPOLITO Diego | 15.950 | | | <u>16.100</u> | | | 32.050 | (83) |
| | | BUL - Bulgaria | | | | | | | | |
| | 228 | IOVTCHEV Jordan | | | 16.275 | | | | 16.275 | (95) |
| | | COL - Colombia | | | | | | | | |
| | 229 | GIRALDO Jorge Hugo | 14.200 | 13.350 | 13.950 | <u>15.150</u> | 14.025 | 13.975 | 84.650 | (42) |
| | | CRO - Croatia | | | | | | | | |
| | 230 | UDE Filip | 14.775 | <u>15.475</u> | | | | | 30.250 | (87) |
| | | CZE - Czech Republic | | | | | | | | |
| | 231 | KONECNY Martin | | <u>13.650</u> | | | | 13.125 | 26.775 | (93) |









RESULTS
比赛成绩 / RÉSULTATS

| Rank | Bib | NOC Name |  |  |  |  |  |  | Total | Ind. Rank |
|----------------------------|-----|--------------------|---|---|---|--|---|---|--------|--------------|
| EGY - Egypt | | | | | | | | | | |
| 232 | | SROUR Mohamed | 13.450 | 13.250 | 12.675 | 15.325 | <u>12.375</u> | 14.125 | 81.200 | (44) |
| GBR - Great Britain | | | | | | | | | | |
| 233 | | KEATINGS Daniel | 14.900 | 15.175 | 13.775 | <u>15.625</u> | 14.900 | 14.575 | 88.950 | (25) |
| 234 | | SMITH Louis | 13.700 | 15.325 | 13.325 | <u>15.375</u> | 13.425 | 14.175 | 85.325 | (41) |
| GEO - Georgia | | | | | | | | | | |
| 238 | | GIORGADZE Ilia | 14.625 | | | | <u>15.150</u> | | 29.775 | (90) |
| GRE - Greece | | | | | | | | | | |
| 239 | | MARAS Vlasios | | | | 15.925 | | 13.975 | 29.900 | (88) |
| HUN - Hungary | | | | | | | | | | |
| 244 | | GAL Robert | 13.425 | <u>13.225</u> | | | 12.900 | | 39.550 | (82) |
| ISR - Israel | | | | | | | | | | |
| 245 | | SHATILOV Alexandr | 15.600 | 13.825 | 14.075 | <u>15.575</u> | 14.500 | 14.225 | 87.800 | (29) |
| LUX - Luxembourg | | | | | | | | | | |
| 246 | | PALGEN Sascha | 15.200 | 13.000 | 14.325 | 15.725 | <u>14.225</u> | 13.600 | 86.075 | (37) |
| NED - Netherlands | | | | | | | | | | |
| 247 | | ZONDERLAND Epke | | | | | <u>15.750</u> | | 15.750 | (98) |
| POL - Poland | | | | | | | | | | |
| 248 | | BLANIK Leszek | | | | 16.700 | | | 16.700 | (94) |
| PUR - Puerto Rico | | | | | | | | | | |
| 249 | | RIVERA RIVERA Luis | 15.125 | 14.750 | 15.250 | 16.225 | <u>14.575</u> | 14.675 | 90.600 | (13) |
| SLO - Slovenia | | | | | | | | | | |
| 254 | | PETKOVSEK Mitja | | | | | 16.125 | | 16.125 | (97) |
| SUI - Switzerland | | | | | | | | | | |
| 255 | | CAPELLI Claudio | 13.600 | 14.475 | 14.375 | 15.325 | 14.100 | <u>14.675</u> | 86.550 | (35) |
| 256 | | SCHARER Christoph | | 13.150 | | | | <u>15.350</u> | 28.500 | (91) |









RESULTS
比赛成绩 / RÉSULTATS

| Rank | Bib | NOC Name |  |  |  |  |  |  | Total | Ind. Rank |
|-------------------------|-----|--------------------|---|---|---|--|---|---|--------|--------------|
| UKR - Ukraine | | | | | | | | | | |
| 260 | | GONCHAROV Valeriy | | | | | 16.000 | 13.850 | 29.850 | (89) |
| 261 | | VOROBIOV Oleksandr | | | 16.250 | | | | 16.250 | (96) |
| UZB - Uzbekistan | | | | | | | | | | |
| 265 | | FOKIN Anton | 14.325 | 14.725 | 14.825 | <u>15.625</u> | 16.150 | 13.625 | 89.275 | (23) |
| VEN - Venezuela | | | | | | | | | | |
| 266 | | FUENTES BUSTAMANTE | 14.150 | 15.525 | 14.850 | 15.675 | <u>15.375</u> | 14.750 | 90.325 | (15) |
| YEM - Yemen | | | | | | | | | | |
| 267 | | AL-HARAZI Nashwan | 13.250 | 12.525 | | 15.400 | | | 41.175 | (81) |







Note:
Underlined totals indicate starting apparatus.
Italics indicate the low (non-counting) score.

Legend:
Ind. Individual Q Qualified for Team Final

 Floor  Pommel Horse  Rings  Vault  Parallel Bars  Horizontal Bar









RESULTS
比赛成绩 / RÉSULTATS

| Rank | NOC |  |  |  |  |  |  | Total |
|------|--------------------------|---|---|---|--|---|---|------------------|
| 1 | CHN - China | <u>60.925</u> (6) | 61.200 (1) | 62.850 (1) | 65.325 (1) | 63.300 (2) | 61.075 (3) | 374.675 Q |
| 2 | JPN - Japan | 61.675 (1) | 58.625 (4) | 60.500 (5) | 64.125 (6) | <u>63.150</u> (3) | 61.475 (1) | 369.550 Q |
| 3 | RUS - Russian Federation | 60.475 (8) | 57.400 (6) | 60.625 (3) | <u>64.300</u> (5) | 63.100 (4) | 60.325 (5) | 366.225 Q |
| 4 | KOR - Korea | 61.025 (4) | 59.450 (2) | <u>60.225</u> (6) | 63.725 (11) | 63.650 (1) | 57.600 (10) | 365.675 Q |
| 5 | GER - Germany | 61.100 (3) | 58.900 (3) | 60.000 (8) | <u>64.375</u> (4) | 61.500 (7) | 59.800 (6) | 365.675 Q |
| 6 | USA - United States | 59.900 (9) | 57.325 (7) | <u>60.550</u> (4) | 63.850 (8) | 62.300 (5) | 61.275 (2) | 365.200 Q |
| 7 | FRA - France | 59.025 (10) | 55.825 (12) | 58.975 (12) | 64.650 (3) | 62.175 (6) | <u>60.550</u> (4) | 361.200 Q |
| 8 | ROU - Romania | 61.175 (2) | 55.900 (11) | 59.850 (9) | 65.325 (1) | 60.050 (10) | <u>57.050</u> (11) | 359.350 Q |
| 9 | CAN - Canada | 60.500 (7) | 56.475 (10) | <u>59.225</u> (10) | 63.750 (9) | 61.175 (9) | 57.850 (9) | 358.975 |
| 10 | BLR - Belarus | <u>57.875</u> (11) | 57.575 (5) | 59.125 (11) | 63.750 (9) | 61.200 (8) | 58.425 (8) | 357.950 |
| 11 | ESP - Spain | 61.000 (5) | <u>56.650</u> (9) | 60.150 (7) | 63.950 (7) | 59.350 (11) | 56.825 (12) | 357.925 |
| 12 | ITA - Italy | <u>57.250</u> (12) | 56.950 (8) | 61.875 (2) | 63.125 (12) | 57.225 (12) | 59.075 (7) | 355.500 |

Note:
Underlined totals indicate starting apparatus.





Legend:
Q Qualified for Team Final

 Floor
  Pommel Horse
  Rings
  Vault
  Parallel Bars
  Horizontal Bar



RESULTS



比赛成绩 / RÉSULTATS

| Rank | Bib | Name | NOC Code |  |  |  |  |  |  | Total |
|------|-----|---------------------|----------|---|---|--|---|---|---|----------|
| 1 | 125 | YANG Wei | CHN | 15.400 | 15.425 | 16.225 | 16.550 | 15.350 | 14.925 | 93.875 Q |
| 2 | 152 | HAMBUECHEN Fabian | GER | 15.800 | 13.100 | 14.975 | 16.300 | 16.050 | 16.200 | 92.425 Q |
| 3 | 185 | KIM Daeun | KOR | 15.500 | 14.725 | 15.450 | 16.050 | 16.050 | 14.625 | 92.400 Q |
| 4 | 175 | UCHIMURA Kohei | JPN | 15.725 | 14.100 | 14.675 | 16.200 | 16.025 | 15.325 | 92.050 Q |
| 5 | 173 | SAKAMOTO Koki | JPN | 14.950 | 14.925 | 15.525 | 16.200 | 15.625 | 14.725 | 91.950 Q |
| 6 | 171 | TOMITA Hiroyuki | JPN | 15.175 | 15.175 | 15.025 | 15.200 | 15.775 | 15.550 | 91.900 |
| 7 | 202 | KHOROKHORDIN Sergey | RUS | 14.975 | 14.800 | 15.075 | 15.725 | 15.875 | 15.350 | 91.800 Q |
| 8 | 214 | HORTON Jonathan | USA | 15.350 | 13.925 | 15.325 | 15.950 | 15.525 | 15.575 | 91.650 Q |
| 9 | 122 | CHEN Yibing | CHN | 14.725 | 14.475 | 16.525 | 16.275 | 15.075 | 14.525 | 91.600 Q |
| 10 | 142 | CARANOBÉ Benoit | FRA | 15.125 | 14.250 | 15.100 | 16.500 | 15.275 | 14.675 | 90.925 Q |
| 11 | 135 | MARTINEZ Rafael | ESP | 15.550 | 14.800 | 14.325 | 15.750 | 15.100 | 15.275 | 90.800 Q |
| 12 | 101 | SAVITSKI Dmitry | BLR | 14.375 | 14.525 | 15.175 | 16.300 | 15.700 | 14.575 | 90.650 Q |
| 13 | 249 | RIVERA RIVERA Luis | PUR | 15.125 | 14.750 | 15.250 | 16.225 | 14.575 | 14.675 | 90.600 Q |
| 14 | 205 | DEVYATOVSKIY Maxim | RUS | 15.300 | 13.300 | 15.375 | 15.825 | 15.425 | 15.125 | 90.350 Q |
| 15 | 266 | FUENTES BUSTAMANTE | VEN | 14.150 | 15.525 | 14.850 | 15.675 | 15.375 | 14.750 | 90.325 Q |
| 16 | 192 | KOCZI Flavius | ROU | 15.125 | 14.400 | 13.950 | 16.600 | 15.075 | 15.025 | 90.175 Q |
| 17 | 203 | RYAZANOV Yury | RUS | 14.600 | 14.450 | 15.100 | 15.550 | 16.625 | 14.800 | 90.125 |
| 18 | 183 | KIM Soomyun | KOR | 15.575 | 13.800 | 14.175 | 16.025 | 15.350 | 14.975 | 89.900 Q |
| 19 | 217 | ARTEMEV Alexander | USA | 14.875 | 15.250 | 13.675 | 15.825 | 15.175 | 14.925 | 89.725 Q |
| 20 | 116 | GAFUIK Nathan | CAN | 15.225 | 13.800 | 14.250 | 16.175 | 15.450 | 14.825 | 89.725 Q |
| 21 | 151 | BOY Philipp David | GER | 14.450 | 14.675 | 14.650 | 16.200 | 15.125 | 14.375 | 89.475 Q |
| 22 | 182 | YANG Taeyoung | KOR | 13.850 | 15.000 | 14.875 | 16.000 | 16.100 | 13.475 | 89.300 |
| 23 | 265 | FOKIN Anton | UZB | 14.325 | 14.725 | 14.825 | 15.625 | 16.150 | 13.625 | 89.275 Q |
| 24 | 114 | WONG Adam | CAN | 14.900 | 14.375 | 14.500 | 15.650 | 15.125 | 14.575 | 89.125 Q |
| 25 | 233 | KEATINGS Daniel | GBR | 14.900 | 15.175 | 13.775 | 15.625 | 14.900 | 14.575 | 88.950 Q |
| 26 | 166 | POZZO Enrico | ITA | 14.800 | 14.325 | 14.250 | 15.700 | 14.750 | 14.850 | 88.675 Q |
| 27 | 141 | BOUHAIL Thomas | FRA | 15.125 | 13.850 | 13.700 | 16.625 | 14.675 | 14.575 | 88.550 Q |
| 28 | 146 | KARBANENKO Dimitri | FRA | 14.050 | 13.700 | 13.675 | 16.125 | 15.500 | 15.450 | 88.500 |
| 29 | 245 | SHATILOV Alexandr | ISR | 15.600 | 13.825 | 14.075 | 15.575 | 14.500 | 14.225 | 87.800 R |
| 30 | 145 | SABOT Hamilton | FRA | 14.575 | 14.025 | 14.375 | 15.400 | 15.400 | 13.975 | 87.750 |
| 31 | 165 | MORANDI Matteo | ITA | 14.175 | 13.700 | 16.025 | 16.100 | 13.725 | 13.850 | 87.575 R |
| 32 | 194 | POPESCU Daniel | ROU | 14.575 | 14.500 | 13.975 | 16.400 | 14.525 | 13.325 | 87.300 R |
| 33 | 102 | SAVENKOV Denis | BLR | 14.525 | 13.525 | 13.750 | 15.675 | 14.800 | 14.750 | 87.025 R |
| 34 | 186 | KIM Seungil | KOR | 14.975 | 14.550 | 14.325 | 15.650 | 15.325 | 12.175 | 87.000 |
| 35 | 255 | CAPELLI Claudio | SUI | 13.600 | 14.475 | 14.375 | 15.325 | 14.100 | 14.675 | 86.550 |
| 36 | 195 | BUCUR Adrian | ROU | 14.725 | 12.525 | 14.950 | 15.700 | 14.825 | 13.750 | 86.475 |
| 37 | 246 | PALGEN Sascha | LUX | 15.200 | 13.000 | 14.325 | 15.725 | 14.225 | 13.600 | 86.075 |
| 38 | 193 | SELARIU Razvan | ROU | 15.400 | 14.075 | 15.175 | 12.900 | 14.950 | 13.475 | 85.975 |
| 39 | 221 | SIMPSON Sam | AUS | 14.550 | 14.000 | 13.800 | 15.600 | 14.200 | 13.475 | 85.625 |
| 40 | 131 | MUNOZ Sergio | ESP | 14.575 | 12.700 | 15.150 | 16.100 | 13.675 | 13.300 | 85.500 |
| 41 | 234 | SMITH Louis | GBR | 13.700 | 15.325 | 13.325 | 15.375 | 13.425 | 14.175 | 85.325 |
| 42 | 229 | GIRALDO Jorge Hugo | COL | 14.200 | 13.350 | 13.950 | 15.150 | 14.025 | 13.975 | 84.650 |
| 43 | 222 | VAN DAMME Koen | BEL | 12.575 | 14.200 | 14.325 | 14.450 | 14.600 | 14.475 | 84.625 |
| 44 | 232 | SROUR Mohamed | EGY | 13.450 | 13.250 | 12.675 | 15.325 | 12.375 | 14.125 | 81.200 |
| 45 | 123 | LI Xiaopeng | CHN | 15.100 | | 14.800 | 16.775 | 16.425 | 15.400 | 78.500 |
| 46 | 124 | XIAO Qin | CHN | 14.375 | 16.000 | | 15.725 | 15.450 | 15.150 | 76.700 |
| 47 | 106 | KASPEROVICH Dmitry | BLR | 14.675 | | 15.275 | 16.500 | 15.525 | 14.250 | 76.225 |
| 48 | 176 | NAKASE Takuya | JPN | 15.500 | 14.075 | 15.275 | | 15.725 | 15.450 | 76.025 |
| 49 | 153 | NGUYEN Marcel | GER | 15.425 | | 14.850 | 16.225 | 14.875 | 14.450 | 75.825 |



RESULTS

比赛成绩 / RÉSULTATS

| Rank | Bib | Name | NOC Code |  |  |  |  |  |  | Total |
|------|-----|---------------------|----------|---|---|--|---|---|---|--------|
| 50 | 212 | HAGERTY Joey | USA | 15.275 | 13.925 | | 15.700 | 15.350 | 15.400 | 75.650 |
| 51 | 215 | SPRING Justin | USA | 14.400 | | 14.175 | 15.900 | 15.800 | 15.375 | 75.650 |
| 52 | 211 | BHAVSAR Raj | USA | 14.175 | 14.050 | 15.325 | 16.175 | 15.625 | | 75.350 |
| 53 | 154 | SPIRIDONOV Evgenij | GER | 15.025 | 14.475 | | 15.650 | 15.450 | 14.400 | 75.000 |
| 54 | 112 | KIKUCHI David | CAN | | 14.175 | 15.200 | 15.575 | 15.150 | 14.200 | 74.300 |
| 55 | 132 | SAN MIGUEL Ivan | ESP | | 13.775 | 15.200 | 16.050 | 14.375 | 14.525 | 73.925 |
| 56 | 156 | JUCKEL Robert | GER | 14.850 | 14.850 | 14.425 | 15.050 | | 14.750 | 73.925 |
| 57 | 206 | GOLOTSUTSKOV Anton | RUS | 15.600 | 12.325 | 15.075 | 16.550 | | 14.300 | 73.850 |
| 58 | 133 | CARBALLO Manuel | ESP | 14.650 | 14.475 | 14.900 | | 15.275 | 13.025 | 72.325 |
| 59 | 164 | COPPOLINO Andrea | ITA | 14.025 | 12.925 | 15.975 | 14.825 | 13.675 | | 71.425 |
| 60 | 204 | KRYUKOV Nikolay | RUS | | 14.850 | | 16.200 | 16.175 | 15.050 | 62.275 |
| 61 | 172 | KASHIMA Takehiro | JPN | | 14.425 | | 15.975 | 15.550 | 15.150 | 61.100 |
| 62 | 181 | KIM Jihoon | KOR | 14.975 | 15.175 | | 15.650 | | 14.525 | 60.325 |
| 63 | 113 | SHEWFELT Kyle | CAN | 15.525 | | 13.925 | 16.350 | | 14.250 | 60.050 |
| 64 | 161 | ANGIOLETTI Matteo | ITA | 14.250 | | 15.625 | 16.500 | | 13.575 | 59.950 |
| 65 | 111 | GOLDING Grant | CAN | 14.850 | 14.125 | 15.275 | | 15.450 | | 59.700 |
| 66 | 134 | BOTELLA Isaac | ESP | 14.975 | 13.600 | 14.900 | 16.050 | | | 59.525 |
| 67 | 136 | DEFERR Gervasio | ESP | 15.825 | | | 15.075 | 14.600 | 13.725 | 59.225 |
| 68 | 105 | TSAREVICH Aleksandr | BLR | 14.300 | 14.450 | | | 15.175 | 14.850 | 58.775 |
| 69 | 162 | BUSNARI Alberto | ITA | 13.525 | 15.125 | | | 14.625 | 14.375 | 57.650 |
| 70 | 103 | KOZLOV Igor | BLR | 14.025 | 12.675 | 14.925 | 15.275 | 0.000 | | 56.900 |
| 71 | 191 | DRAGULESCU Marian | ROU | 15.925 | | | 16.625 | | 14.800 | 47.350 |
| 72 | 126 | ZOU Kai | CHN | 15.700 | | | 15.700 | | 15.600 | 47.000 |
| 73 | 121 | HUANG Xu | CHN | | 15.300 | 15.300 | | 16.075 | | 46.675 |
| 74 | 115 | O'NEILL Brandon | CAN | 3.450 | 12.475 | | 15.150 | 14.900 | 0.000 | 45.975 |
| 75 | 155 | ANDERGASSEN Thomas | GER | | 14.900 | 15.525 | | 14.675 | | 45.100 |
| 76 | 216 | TAN Kai Wen | USA | | 14.100 | 15.725 | | | 14.425 | 44.250 |
| 77 | 163 | CASSINA Igor | ITA | | 13.800 | | 0.000 | 14.125 | 16.000 | 43.925 |
| 78 | 196 | STANESCU Robert | ROU | | 12.925 | 15.750 | | 15.200 | | 43.875 |
| 79 | 201 | PLUZHNIKOV K. | RUS | 14.450 | | 14.275 | | 14.950 | | 43.675 |
| 80 | 144 | PINHEIRO RODRIGUES | FRA | 14.200 | 13.400 | 15.800 | | | | 43.400 |
| 81 | 267 | AL-HARAZI Nashwan | YEM | 13.250 | 12.525 | | 15.400 | | | 41.175 |
| 82 | 244 | GAL Robert | HUN | 13.425 | 13.225 | | | 12.900 | | 39.550 |
| 83 | 223 | HYPOLITO Diego | BRA | 15.950 | | | 16.100 | | | 32.050 |
| 84 | 143 | CUCHERAT Yann | FRA | | | | | 16.000 | 15.850 | 31.850 |
| 85 | 184 | YOO Wonchul | KOR | | | 15.575 | | 16.150 | | 31.725 |
| 86 | 174 | OKIGUCHI Makoto | JPN | 15.275 | | | 15.750 | | | 31.025 |
| 87 | 230 | UDE Filip | CRO | 14.775 | 15.475 | | | | | 30.250 |
| 88 | 239 | MARAS Vlasios | GRE | | | | 15.925 | | 13.975 | 29.900 |
| 89 | 260 | GONCHAROV Valeriy | UKR | | | | | 16.000 | 13.850 | 29.850 |
| 90 | 238 | GIORGADZE Iliia | GEO | 14.625 | | | | 15.150 | | 29.775 |
| 91 | 256 | SCHARER Christoph | SUI | | 13.150 | | | | 15.350 | 28.500 |
| 92 | 104 | IGNATOVICH Aleksei | BLR | | 15.075 | 0.000 | 0.000 | | 13.000 | 28.075 |
| 93 | 231 | KONECNY Martin | CZE | | 13.650 | | | | 13.125 | 26.775 |
| 94 | 248 | BLANIK Leszek | POL | | | | 16.700 | | | 16.700 |
| 95 | 228 | IOVTCHEV Iordan | BUL | | | 16.275 | | | | 16.275 |
| 96 | 261 | VOROBIOV Oleksandr | UKR | | | 16.250 | | | | 16.250 |
| 97 | 254 | PETKOVSEK Mitja | SLO | | | | | 16.125 | | 16.125 |
| 98 | 247 | ZONDERLAND Epke | NED | | | | | | 15.750 | 15.750 |



NATIONAL INDOOR STADIUM
 国家体育馆
 PALAIS NATIONAL OMNISPORTS

SAT 星期六 SAM
 9 AUG 2008
 12:00

GYMNASTICS ARTISTIC
 竞技体操 / GYMNASTIQUE ARTISTIQUE







MEN'S QUALIFICATION
 男子资格赛 / QUALIFICATION HOMMES

ALL-AROUND
 个人全能 / CONCOURS INDIVIDUEL MULTIPLE









RESULTS


比赛成绩 / RÉSULTATS

| Rank | Bib | Name | NOC Code |  |  |  |  |  |  | Total |
|------|-----|------|----------|---|---|--|---|---|---|-------|
|------|-----|------|----------|---|---|--|---|---|---|-------|

Note:
Underlined totals indicate starting apparatus.

Legend:
Q Qualified for All-Around Final **R** Reserve for All-Around Final

 Floor
  Pommel Horse
  Rings
  Vault
  Parallel Bars
  Horizontal Bar



RESULTS

比赛成绩 / RÉSULTATS



| Rank | Bib | Name | NOC Code | A Score | B Score | Pen | Total |
|------|-----|---------------------|----------|---------|---------|-----|----------|
| 1 | 223 | HYPOLITO Diego | BRA | 6.600 | 9.350 | | 15.950 Q |
| 2 | 191 | DRAGULESCU Marian | ROU | 6.900 | 9.025 | | 15.925 Q |
| 3 | 136 | DEFERR Gervasio | ESP | 6.500 | 9.325 | | 15.825 Q |
| 4 | 152 | HAMBUECHEN Fabian | GER | 6.500 | 9.300 | | 15.800 Q |
| 5 | 175 | UCHIMURA Kohei | JPN | 6.500 | 9.225 | | 15.725 Q |
| 6 | 126 | ZOU Kai | CHN | 6.700 | 9.100 | 0.1 | 15.700 Q |
| 7 | 206 | GOLOTSUTSKOV Anton | RUS | 6.500 | 9.100 | | 15.600 Q |
| 8 | 245 | SHATILOV Alexandr | ISR | 6.600 | 9.000 | | 15.600 Q |
| 9 | 183 | KIM Soomyun | KOR | 6.700 | 8.875 | | 15.575 R |
| 10 | 135 | MARTINEZ Rafael | ESP | 6.400 | 9.150 | | 15.550 R |
| 11 | 113 | SHEWFELT Kyle | CAN | 6.500 | 9.025 | | 15.525 R |
| 12 | 176 | NAKASE Takuya | JPN | 6.300 | 9.200 | | 15.500 |
| 13 | 185 | KIM Daeun | KOR | 6.400 | 9.100 | | 15.500 |
| 14 | 153 | NGUYEN Marcel | GER | 6.400 | 9.025 | | 15.425 |
| 15 | 125 | YANG Wei | CHN | 6.100 | 9.300 | | 15.400 |
| 16 | 193 | SELARIU Razvan | ROU | 6.400 | 9.000 | | 15.400 |
| 17 | 214 | HORTON Jonathan | USA | 6.300 | 9.050 | | 15.350 |
| 18 | 205 | DEVYATOVSKIY Maxim | RUS | 6.000 | 9.300 | | 15.300 |
| 19 | 212 | HAGERTY Joey | USA | 6.200 | 9.075 | | 15.275 |
| 20 | 174 | OKIGUCHI Makoto | JPN | 6.500 | 8.775 | | 15.275 |
| 21 | 116 | GAFUIK Nathan | CAN | 6.300 | 8.925 | | 15.225 |
| 22 | 246 | PALGEN Sascha | LUX | 6.200 | 9.000 | | 15.200 |
| 23 | 171 | TOMITA Hiroyuki | JPN | 6.000 | 9.175 | | 15.175 |
| 24 | 249 | RIVERA RIVERA Luis | PUR | 6.100 | 9.025 | | 15.125 |
| 25 | 141 | BOUHAIL Thomas | FRA | 6.400 | 8.825 | 0.1 | 15.125 |
| 26 | 142 | CARANOBÉ Benoit | FRA | 6.300 | 8.825 | | 15.125 |
| 27 | 192 | KOCZI Flavius | ROU | 6.500 | 8.625 | | 15.125 |
| 28 | 123 | LI Xiaopeng | CHN | 5.900 | 9.200 | | 15.100 |
| 29 | 154 | SPIRIDONOV Evgenij | GER | 6.000 | 9.025 | | 15.025 |
| 30 | 181 | KIM Jihoon | KOR | 6.000 | 8.975 | | 14.975 |
| 31 | 186 | KIM Seungil | KOR | 6.000 | 8.975 | | 14.975 |
| 32 | 202 | KHOROKHORDIN Sergey | RUS | 6.100 | 8.875 | | 14.975 |
| 33 | 134 | BOTELLA Isaac | ESP | 6.300 | 8.675 | | 14.975 |
| 34 | 173 | SAKAMOTO Koki | JPN | 5.700 | 9.250 | | 14.950 |
| 35 | 233 | KEATINGS Daniel | GBR | 5.900 | 9.000 | | 14.900 |
| 36 | 114 | WONG Adam | CAN | 5.900 | 9.000 | | 14.900 |
| 37 | 217 | ARTEMEV Alexander | USA | 5.900 | 8.975 | | 14.875 |
| 38 | 111 | GOLDING Grant | CAN | 5.900 | 8.950 | | 14.850 |
| 39 | 156 | JUCKEL Robert | GER | 5.900 | 8.950 | | 14.850 |
| 40 | 166 | POZZO Enrico | ITA | 6.200 | 8.600 | | 14.800 |
| 41 | 230 | UDE Filip | CRO | 6.100 | 8.775 | 0.1 | 14.775 |
| 42 | 122 | CHEN Yibing | CHN | 5.600 | 9.125 | | 14.725 |
| 43 | 195 | BUCUR Adrian | ROU | 5.800 | 8.925 | | 14.725 |



RESULTS

比赛成绩 / RÉSULTATS



| Rank | Bib | Name | NOC Code | A Score | B Score | Pen | Total |
|------|-----|---------------------|----------|---------|---------|-----|--------|
| 44 | 106 | KASPEROVICH Dmitry | BLR | 6.000 | 8.775 | 0.1 | 14.675 |
| 45 | 133 | CARBALLO Manuel | ESP | 5.600 | 9.050 | | 14.650 |
| 46 | 238 | GIORGADZE Ilia | GEO | 6.100 | 8.625 | 0.1 | 14.625 |
| 47 | 203 | RYAZANOV Yury | RUS | 6.000 | 8.600 | | 14.600 |
| 48 | 145 | SABOT Hamilton | FRA | 5.600 | 8.975 | | 14.575 |
| 49 | 194 | POPESCU Daniel | ROU | 5.700 | 8.975 | 0.1 | 14.575 |
| 50 | 131 | MUNOZ Sergio | ESP | 5.800 | 8.775 | | 14.575 |
| 51 | 221 | SIMPSON Sam | AUS | 5.900 | 8.650 | | 14.550 |
| 52 | 102 | SAVENKOV Denis | BLR | 6.000 | 8.525 | | 14.525 |
| 53 | 201 | PLUZHNIKOV K. | RUS | 5.500 | 8.950 | | 14.450 |
| 54 | 151 | BOY Philipp David | GER | 5.900 | 8.550 | | 14.450 |
| 55 | 215 | SPRING Justin | USA | 5.800 | 8.600 | | 14.400 |
| 56 | 124 | XIAO Qin | CHN | 5.500 | 8.975 | 0.1 | 14.375 |
| 57 | 101 | SAVITSKI Dmitry | BLR | 6.000 | 8.675 | 0.3 | 14.375 |
| 58 | 265 | FOKIN Anton | UZB | 5.800 | 8.825 | 0.3 | 14.325 |
| 59 | 105 | TSAREVICH Aleksandr | BLR | 5.500 | 8.800 | | 14.300 |
| 60 | 161 | ANGIOLETTI Matteo | ITA | 5.500 | 8.850 | 0.1 | 14.250 |
| 61 | 229 | GIRALDO Jorge Hugo | COL | 5.700 | 8.500 | | 14.200 |
| 62 | 144 | PINHEIRO RODRIGUES | FRA | 5.800 | 8.400 | | 14.200 |
| 63 | 211 | BHAVSAR Raj | USA | 5.200 | 8.975 | | 14.175 |
| 64 | 165 | MORANDI Matteo | ITA | 5.400 | 8.775 | | 14.175 |
| 65 | 266 | FUENTES BUSTAMANTE | VEN | 5.500 | 8.650 | | 14.150 |
| 66 | 146 | KARBANENKO Dimitri | FRA | 5.600 | 8.450 | | 14.050 |
| 67 | 164 | COPPOLINO Andrea | ITA | 5.000 | 9.025 | | 14.025 |
| 68 | 103 | KOZLOV Igor | BLR | 5.300 | 8.725 | | 14.025 |
| 69 | 182 | YANG Taeyoung | KOR | 6.100 | 7.850 | 0.1 | 13.850 |
| 70 | 234 | SMITH Louis | GBR | 5.400 | 8.300 | | 13.700 |
| 71 | 255 | CAPELLI Claudio | SUI | 6.200 | 7.700 | 0.3 | 13.600 |
| 72 | 162 | BUSNARI Alberto | ITA | 4.500 | 9.025 | | 13.525 |
| 73 | 232 | SROUR Mohamed | EGY | 5.800 | 7.850 | 0.2 | 13.450 |
| 74 | 244 | GAL Robert | HUN | 5.300 | 8.425 | 0.3 | 13.425 |
| 75 | 267 | AL-HARAZI Nashwan | YEM | 5.500 | 7.850 | 0.1 | 13.250 |
| 76 | 222 | VAN DAMME Koen | BEL | 5.500 | 7.775 | 0.7 | 12.575 |
| 77 | 115 | O'NEILL Brandon | CAN | 2.000 | 1.450 | | 3.450 |

Legend:

Q Qualified for Floor final

R Reserve for Floor final



Floor



RESULTS

比赛成绩 / RÉSULTATS



| Rank | Bib | Name | NOC Code | A Score | B Score | Pen | Total |
|------|-----|---------------------|----------|---------|---------|-----|----------|
| 1 | 124 | XIAO Qin | CHN | 6.400 | 9.600 | | 16.000 Q |
| 2 | 266 | FUENTES BUSTAMANTE | VEN | 6.500 | 9.025 | | 15.525 Q |
| 3 | 230 | UDE Filip | CRO | 6.400 | 9.075 | | 15.475 Q |
| 4 | 125 | YANG Wei | CHN | 6.100 | 9.325 | | 15.425 Q |
| 5 | 234 | SMITH Louis | GBR | 6.500 | 8.825 | | 15.325 Q |
| 6 | 121 | HUANG Xu | CHN | 6.000 | 9.300 | | 15.300 |
| 7 | 217 | ARTEMEV Alexander | USA | 6.100 | 9.150 | | 15.250 Q |
| 8 | 171 | TOMITA Hiroyuki | JPN | 6.100 | 9.075 | | 15.175 Q |
| 9 | 181 | KIM Jihoon | KOR | 6.100 | 9.075 | | 15.175 Q |
| 10 | 233 | KEATINGS Daniel | GBR | 6.200 | 8.975 | | 15.175 R |
| 11 | 162 | BUSNARI Alberto | ITA | 6.200 | 8.925 | | 15.125 R |
| 12 | 104 | IGNATOVICH Aleksei | BLR | 6.100 | 8.975 | | 15.075 R |
| 13 | 182 | YANG Taeyoung | KOR | 6.000 | 9.000 | | 15.000 |
| 14 | 173 | SAKAMOTO Koki | JPN | 6.000 | 8.925 | | 14.925 |
| 15 | 155 | ANDERGASSEN Thomas | GER | 6.000 | 8.900 | | 14.900 |
| 16 | 156 | JUCKEL Robert | GER | 5.900 | 8.950 | | 14.850 |
| 17 | 204 | KRYUKOV Nikolay | RUS | 6.000 | 8.850 | | 14.850 |
| 18 | 202 | KHOROKHORDIN Sergey | RUS | 5.800 | 9.000 | | 14.800 |
| 19 | 135 | MARTINEZ Rafael | ESP | 6.000 | 8.800 | | 14.800 |
| 20 | 249 | RIVERA RIVERA Luis | PUR | 5.900 | 8.850 | | 14.750 |
| 21 | 185 | KIM Daeun | KOR | 5.800 | 8.925 | | 14.725 |
| 22 | 265 | FOKIN Anton | UZB | 6.000 | 8.725 | | 14.725 |
| 23 | 151 | BOY Philipp David | GER | 5.900 | 8.775 | | 14.675 |
| 24 | 186 | KIM Seungil | KOR | 5.900 | 8.650 | | 14.550 |
| 25 | 101 | SAVITSKI Dmitry | BLR | 5.700 | 8.825 | | 14.525 |
| 26 | 194 | POPESCU Daniel | ROU | 6.100 | 8.400 | | 14.500 |
| 27 | 122 | CHEN Yibing | CHN | 5.200 | 9.275 | | 14.475 |
| 28 | 133 | CARBALLO Manuel | ESP | 5.600 | 8.875 | | 14.475 |
| 29 | 154 | SPIRIDONOV Evgenij | GER | 5.700 | 8.775 | | 14.475 |
| 30 | 255 | CAPELLI Claudio | SUI | 5.800 | 8.675 | | 14.475 |
| 31 | 203 | RYAZANOV Yury | RUS | 5.700 | 8.750 | | 14.450 |
| 32 | 105 | TSAREVICH Aleksandr | BLR | 5.800 | 8.650 | | 14.450 |
| 33 | 172 | KASHIMA Takehiro | JPN | 6.300 | 8.125 | | 14.425 |
| 34 | 192 | KOCZI Flavius | ROU | 6.500 | 7.900 | | 14.400 |
| 35 | 114 | WONG Adam | CAN | 5.500 | 8.875 | | 14.375 |
| 36 | 166 | POZZO Enrico | ITA | 5.500 | 8.825 | | 14.325 |
| 37 | 142 | CARANOBÉ Benoit | FRA | 5.800 | 8.450 | | 14.250 |
| 38 | 222 | VAN DAMME Koen | BEL | 6.200 | 8.000 | | 14.200 |
| 39 | 112 | KIKUCHI David | CAN | 5.200 | 8.975 | | 14.175 |
| 40 | 111 | GOLDING Grant | CAN | 5.400 | 8.725 | | 14.125 |
| 41 | 216 | TAN Kai Wen | USA | 5.500 | 8.600 | | 14.100 |
| 42 | 175 | UCHIMURA Kohei | JPN | 5.900 | 8.200 | | 14.100 |
| 43 | 176 | NAKASE Takuya | JPN | 5.200 | 8.875 | | 14.075 |



RESULTS

比赛成绩 / RÉSULTATS



| Rank | Bib | Name | NOC Code | A Score | B Score | Pen | Total |
|------|-----|--------------------|----------|---------|---------|-----|--------|
| 44 | 193 | SELARIU Razvan | ROU | 5.700 | 8.375 | | 14.075 |
| 45 | 211 | BHAVSAR Raj | USA | 5.400 | 8.650 | | 14.050 |
| 46 | 145 | SABOT Hamilton | FRA | 5.900 | 8.125 | | 14.025 |
| 47 | 221 | SIMPSON Sam | AUS | 5.700 | 8.300 | | 14.000 |
| 48 | 214 | HORTON Jonathan | USA | 5.200 | 8.725 | | 13.925 |
| 49 | 212 | HAGERTY Joey | USA | 5.400 | 8.525 | | 13.925 |
| 50 | 141 | BOUHAIL Thomas | FRA | 5.400 | 8.450 | | 13.850 |
| 51 | 245 | SHATILOV Alexandr | ISR | 5.400 | 8.425 | | 13.825 |
| 52 | 163 | CASSINA Igor | ITA | 5.000 | 8.800 | | 13.800 |
| 53 | 116 | GAFUIK Nathan | CAN | 5.300 | 8.500 | | 13.800 |
| 54 | 183 | KIM Soomyun | KOR | 5.300 | 8.500 | | 13.800 |
| 55 | 132 | SAN MIGUEL Ivan | ESP | 5.100 | 8.675 | | 13.775 |
| 56 | 146 | KARBANENKO Dimitri | FRA | 4.900 | 8.800 | | 13.700 |
| 57 | 165 | MORANDI Matteo | ITA | 5.100 | 8.600 | | 13.700 |
| 58 | 231 | KONECNY Martin | CZE | 5.000 | 8.650 | | 13.650 |
| 59 | 134 | BOTELLA Isaac | ESP | 4.900 | 8.700 | | 13.600 |
| 60 | 102 | SAVENKOV Denis | BLR | 5.000 | 8.525 | | 13.525 |
| 61 | 144 | PINHEIRO RODRIGUES | FRA | 5.000 | 8.400 | | 13.400 |
| 62 | 229 | GIRALDO Jorge Hugo | COL | 5.900 | 7.450 | | 13.350 |
| 63 | 205 | DEVYATOVSKIY Maxim | RUS | 5.300 | 8.000 | | 13.300 |
| 64 | 232 | SROUR Mohamed | EGY | 4.900 | 8.350 | | 13.250 |
| 65 | 244 | GAL Robert | HUN | 5.000 | 8.225 | | 13.225 |
| 66 | 256 | SCHARER Christoph | SUI | 5.300 | 7.850 | | 13.150 |
| 67 | 152 | HAMBUECHEN Fabian | GER | 4.700 | 8.400 | | 13.100 |
| 68 | 246 | PALGEN Sascha | LUX | 5.300 | 7.700 | | 13.000 |
| 69 | 164 | COPPOLINO Andrea | ITA | 4.700 | 8.225 | | 12.925 |
| 70 | 196 | STANESCU Robert | ROU | 4.900 | 8.025 | | 12.925 |
| 71 | 131 | MUNOZ Sergio | ESP | 5.000 | 7.700 | | 12.700 |
| 72 | 103 | KOZLOV Igor | BLR | 4.200 | 8.475 | | 12.675 |
| 73 | 195 | BUCUR Adrian | ROU | 5.100 | 7.425 | | 12.525 |
| 74 | 267 | AL-HARAZI Nashwan | YEM | 5.200 | 7.325 | | 12.525 |
| 75 | 115 | O'NEILL Brandon | CAN | 4.200 | 8.275 | | 12.475 |
| 76 | 206 | GOLOTSUTSKOV Anton | RUS | 5.500 | 6.825 | | 12.325 |

Legend:

Q Qualified for Pommel Horse final

R Reserve for Pommel Horse final



Pommel Horse




RESULTS

比赛成绩 / RÉSULTATS



| Rank | Bib | Name | NOC Code | A Score | B Score | Pen | Total |
|------|-----|---------------------|----------|---------|---------|-----|----------|
| 1 | 122 | CHEN Yibing | CHN | 7.300 | 9.225 | | 16.525 Q |
| 2 | 228 | IOVTCHEV Iordan | BUL | 7.300 | 8.975 | | 16.275 Q |
| 3 | 261 | VOROBIOV Oleksandr | UKR | 7.200 | 9.050 | | 16.250 Q |
| 4 | 125 | YANG Wei | CHN | 7.300 | 8.925 | | 16.225 Q |
| 5 | 165 | MORANDI Matteo | ITA | 7.100 | 8.925 | | 16.025 Q |
| 6 | 164 | COPPOLINO Andrea | ITA | 6.800 | 9.175 | | 15.975 Q |
| 7 | 144 | PINHEIRO RODRIGUES | FRA | 7.200 | 8.600 | | 15.800 Q |
| 8 | 196 | STANESCU Robert | ROU | 7.000 | 8.750 | | 15.750 Q |
| 9 | 216 | TAN Kai Wen | USA | 7.200 | 8.525 | | 15.725 R |
| 10 | 161 | ANGIOLETTI Matteo | ITA | 6.700 | 8.925 | | 15.625 |
| 11 | 184 | YOO Wonchul | KOR | 6.800 | 8.775 | | 15.575 R |
| 12 | 155 | ANDERGASSEN Thomas | GER | 6.600 | 8.925 | | 15.525 R |
| 13 | 173 | SAKAMOTO Koki | JPN | 6.700 | 8.825 | | 15.525 |
| 14 | 185 | KIM Daeun | KOR | 6.700 | 8.750 | | 15.450 |
| 15 | 205 | DEVYATOVSKIY Maxim | RUS | 6.300 | 9.075 | | 15.375 |
| 16 | 211 | BHAVSAR Raj | USA | 6.500 | 8.825 | | 15.325 |
| 17 | 214 | HORTON Jonathan | USA | 6.600 | 8.725 | | 15.325 |
| 18 | 121 | HUANG Xu | CHN | 6.600 | 8.700 | | 15.300 |
| 19 | 111 | GOLDING Grant | CAN | 6.300 | 8.975 | | 15.275 |
| 20 | 176 | NAKASE Takuya | JPN | 6.400 | 8.875 | | 15.275 |
| 21 | 106 | KASPEROVICH Dmitry | BLR | 6.500 | 8.775 | | 15.275 |
| 22 | 249 | RIVERA RIVERA Luis | PUR | 6.500 | 8.750 | | 15.250 |
| 23 | 112 | KIKUCHI David | CAN | 6.500 | 8.700 | | 15.200 |
| 24 | 132 | SAN MIGUEL Ivan | ESP | 6.600 | 8.600 | | 15.200 |
| 25 | 193 | SELARIU Razvan | ROU | 6.300 | 8.875 | | 15.175 |
| 26 | 101 | SAVITSKI Dmitry | BLR | 6.300 | 8.875 | | 15.175 |
| 27 | 131 | MUNOZ Sergio | ESP | 6.600 | 8.550 | | 15.150 |
| 28 | 142 | CARANOBÉ Benoit | FRA | 6.400 | 8.700 | | 15.100 |
| 29 | 203 | RYAZANOV Yury | RUS | 6.400 | 8.700 | | 15.100 |
| 30 | 206 | GOLOTSUTSKOV Anton | RUS | 6.400 | 8.675 | | 15.075 |
| 31 | 202 | KHOROKHORDIN Sergey | RUS | 6.400 | 8.675 | | 15.075 |
| 32 | 171 | TOMITA Hiroyuki | JPN | 6.300 | 8.725 | | 15.025 |
| 33 | 152 | HAMBUECHEN Fabian | GER | 5.900 | 9.075 | | 14.975 |
| 34 | 195 | BUCUR Adrian | ROU | 6.200 | 8.750 | | 14.950 |
| 35 | 103 | KOZLOV Igor | BLR | 6.100 | 8.825 | | 14.925 |
| 36 | 134 | BOTELLA Isaac | ESP | 6.300 | 8.600 | | 14.900 |
| 37 | 133 | CARBALLO Manuel | ESP | 6.400 | 8.500 | | 14.900 |
| 38 | 182 | YANG Taeyoung | KOR | 6.300 | 8.575 | | 14.875 |
| 39 | 153 | NGUYEN Marcel | GER | 5.800 | 9.050 | | 14.850 |
| 40 | 266 | FUENTES BUSTAMANTE | VEN | 6.400 | 8.450 | | 14.850 |
| 41 | 265 | FOKIN Anton | UZB | 6.200 | 8.625 | | 14.825 |
| 42 | 123 | LI Xiaopeng | CHN | 6.100 | 8.700 | | 14.800 |
| 43 | 175 | UCHIMURA Kohei | JPN | 5.900 | 8.775 | | 14.675 |



RESULTS

比赛成绩 / RÉSULTATS



| Rank | Bib | Name | NOC Code | A Score | B Score | Pen | Total |
|------|-----|--------------------|----------|---------|---------|-----|--------|
| 44 | 151 | BOY Philipp David | GER | 6.000 | 8.650 | | 14.650 |
| 45 | 114 | WONG Adam | CAN | 5.800 | 8.700 | | 14.500 |
| 46 | 156 | JUCKEL Robert | GER | 6.000 | 8.425 | | 14.425 |
| 47 | 255 | CAPELLI Claudio | SUI | 5.600 | 8.775 | | 14.375 |
| 48 | 145 | SABOT Hamilton | FRA | 5.600 | 8.775 | | 14.375 |
| 49 | 186 | KIM Seungil | KOR | 5.600 | 8.725 | | 14.325 |
| 50 | 222 | VAN DAMME Koen | BEL | 5.700 | 8.625 | | 14.325 |
| 51 | 135 | MARTINEZ Rafael | ESP | 5.800 | 8.525 | | 14.325 |
| 52 | 246 | PALGEN Sascha | LUX | 5.800 | 8.525 | | 14.325 |
| 53 | 201 | PLUZHNIKOV K. | RUS | 6.200 | 8.075 | | 14.275 |
| 54 | 116 | GAFUIK Nathan | CAN | 5.200 | 9.050 | | 14.250 |
| 55 | 166 | POZZO Enrico | ITA | 5.500 | 8.750 | | 14.250 |
| 56 | 183 | KIM Soomyun | KOR | 5.500 | 8.675 | | 14.175 |
| 57 | 215 | SPRING Justin | USA | 5.500 | 8.675 | | 14.175 |
| 58 | 245 | SHATILOV Alexandr | ISR | 5.300 | 8.775 | | 14.075 |
| 59 | 194 | POPESCU Daniel | ROU | 5.400 | 8.575 | | 13.975 |
| 60 | 229 | GIRALDO Jorge Hugo | COL | 5.500 | 8.450 | | 13.950 |
| 61 | 192 | KOCZI Flavius | ROU | 5.900 | 8.050 | | 13.950 |
| 62 | 113 | SHEWFELT Kyle | CAN | 5.000 | 8.925 | | 13.925 |
| 63 | 221 | SIMPSON Sam | AUS | 5.500 | 8.300 | | 13.800 |
| 64 | 233 | KEATINGS Daniel | GBR | 5.300 | 8.475 | | 13.775 |
| 65 | 102 | SAVENKOV Denis | BLR | 4.800 | 8.950 | | 13.750 |
| 66 | 141 | BOUHAIL Thomas | FRA | 4.500 | 9.200 | | 13.700 |
| 67 | 146 | KARBANENKO Dimitri | FRA | 5.000 | 8.675 | | 13.675 |
| 68 | 217 | ARTEMEV Alexander | USA | 5.400 | 8.275 | | 13.675 |
| 69 | 234 | SMITH Louis | GBR | 5.400 | 7.925 | | 13.325 |
| 70 | 232 | SROUR Mohamed | EGY | 5.300 | 7.375 | | 12.675 |
| 71 | 104 | IGNATOVICH Aleksei | BLR | 0.000 | 0.000 | | 0.000 |


Legend:

Q Qualified for Rings final

R Reserve for Rings final



Rings




RESULTS

比赛成绩 / RÉSULTATS



| Rank | Bib | Name | NOC Code | A Score | B Score | Pen | Total |
|------|-----|---------------------|----------|---------|---------|-----|--------|
| 1 | 123 | LI Xiaopeng | CHN | 7.200 | 9.575 | | 16.775 |
| 2 | 248 | BLANIK Leszek | POL | 7.000 | 9.700 | | 16.700 |
| 3 | 141 | BOUHAIL Thomas | FRA | 7.000 | 9.625 | | 16.625 |
| 3 | 191 | DRAGULESCU Marian | ROU | 7.000 | 9.625 | | 16.625 |
| 5 | 192 | KOCZI Flavius | ROU | 7.000 | 9.600 | | 16.600 |
| 6 | 206 | GOLOTSUTSKOV Anton | RUS | 7.000 | 9.550 | | 16.550 |
| 7 | 125 | YANG Wei | CHN | 7.000 | 9.550 | | 16.550 |
| 8 | 106 | KASPEROVICH Dmitry | BLR | 7.000 | 9.500 | | 16.500 |
| 9 | 142 | CARANOBÉ Benoit | FRA | 7.000 | 9.500 | | 16.500 |
| 10 | 161 | ANGIOLETTI Matteo | ITA | 7.000 | 9.500 | | 16.500 |
| 11 | 194 | POPESCU Daniel | ROU | 7.000 | 9.500 | 0.1 | 16.400 |
| 12 | 113 | SHEWFELT Kyle | CAN | 6.600 | 9.750 | | 16.350 |
| 13 | 101 | SAVITSKI Dmitry | BLR | 6.600 | 9.700 | | 16.300 |
| 14 | 152 | HAMBUECHEN Fabian | GER | 6.600 | 9.700 | | 16.300 |
| 15 | 122 | CHEN Yibing | CHN | 6.600 | 9.675 | | 16.275 |
| 16 | 153 | NGUYEN Marcel | GER | 6.600 | 9.625 | | 16.225 |
| 17 | 249 | RIVERA RIVERA Luis | PUR | 6.600 | 9.625 | | 16.225 |
| 18 | 175 | UCHIMURA Kohei | JPN | 6.600 | 9.600 | | 16.200 |
| 19 | 173 | SAKAMOTO Koki | JPN | 6.600 | 9.600 | | 16.200 |
| 20 | 204 | KRYUKOV Nikolay | RUS | 6.600 | 9.600 | | 16.200 |
| 21 | 151 | BOY Philipp David | GER | 6.600 | 9.600 | | 16.200 |
| 22 | 116 | GAFUIK Nathan | CAN | 6.600 | 9.575 | | 16.175 |
| 23 | 211 | BHAVSAR Raj | USA | 6.600 | 9.575 | | 16.175 |
| 24 | 146 | KARBANENKO Dimitri | FRA | 6.600 | 9.525 | | 16.125 |
| 25 | 131 | MUNOZ Sergio | ESP | 6.600 | 9.500 | | 16.100 |
| 25 | 223 | HYPOLITO Diego | BRA | 6.600 | 9.500 | | 16.100 |
| 27 | 165 | MORANDI Matteo | ITA | 6.600 | 9.600 | 0.1 | 16.100 |
| 28 | 134 | BOTELLA Isaac | ESP | 6.600 | 9.450 | | 16.050 |
| 29 | 132 | SAN MIGUEL Ivan | ESP | 6.600 | 9.450 | | 16.050 |
| 30 | 185 | KIM Daeun | KOR | 6.600 | 9.450 | | 16.050 |
| 31 | 183 | KIM Soomyun | KOR | 6.600 | 9.425 | | 16.025 |
| 32 | 182 | YANG Taeyoung | KOR | 7.000 | 9.000 | | 16.000 |
| 33 | 172 | KASHIMA Takehiro | JPN | 6.600 | 9.375 | | 15.975 |
| 34 | 214 | HORTON Jonathan | USA | 6.600 | 9.450 | 0.1 | 15.950 |
| 35 | 239 | MARAS Vlasios | GRE | 6.600 | 9.425 | 0.1 | 15.925 |
| 36 | 215 | SPRING Justin | USA | 6.600 | 9.600 | 0.3 | 15.900 |
| 37 | 217 | ARTEMEV Alexander | USA | 6.600 | 9.325 | 0.1 | 15.825 |
| 38 | 205 | DEVYATOVSKIY Maxim | RUS | 6.600 | 9.225 | | 15.825 |
| 39 | 135 | MARTINEZ Rafael | ESP | 6.600 | 9.450 | 0.3 | 15.750 |
| 40 | 174 | OKIGUCHI Makoto | JPN | 6.200 | 9.550 | | 15.750 |
| 41 | 124 | XIAO Qin | CHN | 6.200 | 9.525 | | 15.725 |
| 42 | 202 | KHOROKHORDIN Sergey | RUS | 6.200 | 9.525 | | 15.725 |
| 43 | 246 | PALGEN Sascha | LUX | 6.200 | 9.525 | | 15.725 |



RESULTS

比赛成绩 / RÉSULTATS



| Rank | Bib | Name | NOC Code | A Score | B Score | Pen | Total |
|------|-----|--------------------|----------|---------|---------|-----|--------|
| 44 | 126 | ZOU Kai | CHN | 6.200 | 9.500 | | 15.700 |
| 44 | 212 | HAGERTY Joey | USA | 6.200 | 9.500 | | 15.700 |
| 46 | 195 | BUCUR Adrian | ROU | 6.200 | 9.500 | | 15.700 |
| 47 | 166 | POZZO Enrico | ITA | 6.200 | 9.500 | | 15.700 |
| 48 | 102 | SAVENKOV Denis | BLR | 6.200 | 9.475 | | 15.675 |
| 48 | 266 | FUENTES BUSTAMANTE | VEN | 6.200 | 9.475 | | 15.675 |
| 50 | 154 | SPIRIDONOV Evgenij | GER | 6.200 | 9.450 | | 15.650 |
| 50 | 181 | KIM Jihoon | KOR | 6.200 | 9.450 | | 15.650 |
| 52 | 186 | KIM Seungil | KOR | 6.200 | 9.450 | | 15.650 |
| 53 | 114 | WONG Adam | CAN | 6.200 | 9.450 | | 15.650 |
| 54 | 233 | KEATINGS Daniel | GBR | 6.200 | 9.425 | | 15.625 |
| 55 | 265 | FOKIN Anton | UZB | 6.200 | 9.425 | | 15.625 |
| 56 | 221 | SIMPSON Sam | AUS | 6.200 | 9.500 | 0.1 | 15.600 |
| 57 | 112 | KIKUCHI David | CAN | 6.200 | 9.375 | | 15.575 |
| 58 | 245 | SHATILOV Alexandr | ISR | 6.200 | 9.475 | 0.1 | 15.575 |
| 59 | 203 | RYAZANOV Yury | RUS | 6.200 | 9.450 | 0.1 | 15.550 |
| 60 | 145 | SABOT Hamilton | FRA | 6.200 | 9.300 | 0.1 | 15.400 |
| 61 | 267 | AL-HARAZI Nashwan | YEM | 6.200 | 9.200 | | 15.400 |
| 62 | 234 | SMITH Louis | GBR | 6.200 | 9.275 | 0.1 | 15.375 |
| 63 | 232 | SROUR Mohamed | EGY | 7.000 | 8.325 | | 15.325 |
| 64 | 255 | CAPELLI Claudio | SUI | 6.600 | 8.725 | | 15.325 |
| 65 | 103 | KOZLOV Igor | BLR | 6.600 | 8.675 | | 15.275 |
| 66 | 171 | TOMITA Hiroyuki | JPN | 6.600 | 9.000 | 0.4 | 15.200 |
| 67 | 229 | GIRALDO Jorge Hugo | COL | 6.200 | 8.950 | | 15.150 |
| 68 | 115 | O'NEILL Brandon | CAN | 6.600 | 8.950 | 0.4 | 15.150 |
| 69 | 136 | DEFERR Gervasio | ESP | 6.600 | 8.575 | 0.1 | 15.075 |
| 70 | 156 | JUCKEL Robert | GER | 6.600 | 8.750 | 0.3 | 15.050 |
| 71 | 164 | COPPOLINO Andrea | ITA | 5.400 | 9.425 | | 14.825 |
| 72 | 222 | VAN DAMME Koen | BEL | 5.400 | 9.150 | 0.1 | 14.450 |
| 73 | 193 | SELARIU Razvan | ROU | 4.600 | 8.400 | 0.1 | 12.900 |
| 74 | 104 | IGNATOVICH Aleksei | BLR | 0.000 | 0.000 | | 0.000 |
| 75 | 163 | CASSINA Igor | ITA | 0.000 | 0.000 | | 0.000 |


Legend:

Q Qualified for Vault final

R Reserve for Vault final



Vault



RESULTS
 比赛成绩 / RÉSULTATS



| Rank | Bib | Name | NOC Code | Vault | A Score | B Score | Pen. | Vault | Total |
|------|-----|--------------------|----------|-------|---------|---------|------|--------|-----------------|
| 1 | 191 | DRAGULESCU Marian | ROU | 1 | 7.00 | 9.625 | | 16.625 | 16.762 Q |
| | | | | 2 | 7.20 | 9.700 | | 16.900 | |
| 2 | 141 | BOUHAIL Thomas | FRA | 1 | 7.00 | 9.625 | | 16.625 | 16.662 Q |
| | | | | 2 | 7.00 | 9.700 | | 16.700 | |
| 3 | 248 | BLANIK Leszek | POL | 1 | 7.00 | 9.700 | | 16.700 | 16.587 Q |
| | | | | 2 | 7.00 | 9.475 | | 16.475 | |
| 4 | 106 | KASPEROVICH Dmitry | BLR | 1 | 7.00 | 9.500 | | 16.500 | 16.587 Q |
| | | | | 2 | 7.00 | 9.675 | | 16.675 | |
| 5 | 192 | KOCZI Flavius | ROU | 1 | 7.00 | 9.600 | | 16.600 | 16.587 Q |
| | | | | 2 | 7.00 | 9.575 | | 16.575 | |
| 6 | 206 | GOLOTSUTSKOV Anton | RUS | 1 | 7.00 | 9.550 | | 16.550 | 16.575 Q |
| | | | | 2 | 7.00 | 9.600 | | 16.600 | |
| 7 | 142 | CARANOBE Benoit | FRA | 1 | 7.00 | 9.500 | | 16.500 | 16.437 Q |
| | | | | 2 | 7.00 | 9.375 | | 16.375 | |
| 8 | 134 | BOTELLA Isaac | ESP | 1 | 6.60 | 9.450 | | 16.050 | 16.075 Q |
| | | | | 2 | 6.60 | 9.500 | | 16.100 | |
| 9 | 113 | SHEWFELT Kyle | CAN | 1 | 6.60 | 9.750 | | 16.350 | 16.050 R |
| | | | | 2 | 6.20 | 9.550 | | 15.750 | |
| 10 | 152 | HAMBUECHEN Fabian | GER | 1 | 6.60 | 9.700 | | 16.300 | 16.037 R |
| | | | | 2 | 6.20 | 9.575 | | 15.775 | |
| 11 | 239 | MARAS Vlasios | GRE | 1 | 6.60 | 9.425 | 0.1 | 15.925 | 15.987 R |
| | | | | 2 | 7.00 | 9.050 | | 16.050 | |
| 12 | 161 | ANGIOLETTI Matteo | ITA | 1 | 7.00 | 9.500 | | 16.500 | 15.887 |
| | | | | 2 | 6.60 | 8.675 | | 15.275 | |
| 13 | 249 | RIVERA RIVERA Luis | PUR | 1 | 6.60 | 9.625 | | 16.225 | 15.712 |
| | | | | 2 | 6.60 | 8.700 | 0.1 | 15.200 | |
| 14 | 182 | YANG Taeyoung | KOR | 1 | 7.00 | 9.000 | | 16.000 | 15.525 |
| | | | | 2 | 7.00 | 8.450 | 0.4 | 15.050 | |
| 15 | 194 | POPESCU Daniel | ROU | 1 | 7.00 | 9.500 | 0.1 | 16.400 | 15.262 |
| | | | | 2 | 5.40 | 8.825 | 0.1 | 14.125 | |
| 16 | 267 | AL-HARAZI Nashwan | YEM | 1 | 6.20 | 9.200 | | 15.400 | 15.250 |
| | | | | 2 | 6.20 | 8.900 | | 15.100 | |

Legend:

Q Qualified for Vault final R Reserve for Vault final

 Vault



RESULTS

比赛成绩 / RÉSULTATS



| Rank | Bib | Name | NOC Code | A Score | B Score | Pen | Total |
|------|-----|---------------------|----------|---------|---------|-----|----------|
| 1 | 123 | LI Xiaopeng | CHN | 6.900 | 9.525 | | 16.425 Q |
| 2 | 204 | KRYUKOV Nikolay | RUS | 6.800 | 9.375 | | 16.175 Q |
| 3 | 265 | FOKIN Anton | UZB | 6.800 | 9.350 | | 16.150 Q |
| 4 | 184 | YOO Wonchul | KOR | 7.000 | 9.150 | | 16.150 Q |
| 5 | 254 | PETKOVSEK Mitja | SLO | 6.600 | 9.525 | | 16.125 Q |
| 6 | 182 | YANG Taeyoung | KOR | 7.000 | 9.100 | | 16.100 Q |
| 7 | 121 | HUANG Xu | CHN | 7.000 | 9.075 | | 16.075 Q |
| 8 | 185 | KIM Daeun | KOR | 6.800 | 9.250 | | 16.050 |
| 9 | 152 | HAMBUECHEN Fabian | GER | 6.900 | 9.150 | | 16.050 Q |
| 10 | 175 | UCHIMURA Kohei | JPN | 6.700 | 9.325 | | 16.025 R |
| 11 | 260 | GONCHAROV Valeriy | UKR | 6.800 | 9.200 | | 16.000 R |
| 12 | 143 | CUCHERAT Yann | FRA | 6.800 | 9.200 | | 16.000 R |
| 13 | 202 | KHOROKHORDIN Sergey | RUS | 6.600 | 9.275 | | 15.875 |
| 14 | 215 | SPRING Justin | USA | 6.600 | 9.200 | | 15.800 |
| 15 | 171 | TOMITA Hiroyuki | JPN | 6.700 | 9.075 | | 15.775 |
| 16 | 176 | NAKASE Takuya | JPN | 6.600 | 9.125 | | 15.725 |
| 17 | 101 | SAVITSKI Dmitry | BLR | 6.400 | 9.300 | | 15.700 |
| 18 | 173 | SAKAMOTO Koki | JPN | 6.400 | 9.225 | | 15.625 |
| 19 | 211 | BHAVSAR Raj | USA | 6.500 | 9.125 | | 15.625 |
| 20 | 203 | RYAZANOV Yury | RUS | 6.500 | 9.125 | | 15.625 |
| 21 | 172 | KASHIMA Takehiro | JPN | 6.300 | 9.250 | | 15.550 |
| 22 | 214 | HORTON Jonathan | USA | 6.400 | 9.125 | | 15.525 |
| 23 | 106 | KASPEROVICH Dmitry | BLR | 6.500 | 9.025 | | 15.525 |
| 24 | 146 | KARBANENKO Dimitri | FRA | 6.400 | 9.100 | | 15.500 |
| 25 | 154 | SPIRIDONOV Evgenij | GER | 6.100 | 9.350 | | 15.450 |
| 26 | 116 | GAFUIK Nathan | CAN | 6.200 | 9.250 | | 15.450 |
| 27 | 111 | GOLDING Grant | CAN | 6.400 | 9.050 | | 15.450 |
| 28 | 124 | XIAO Qin | CHN | 6.500 | 8.950 | | 15.450 |
| 29 | 205 | DEVYATOVSKIY Maxim | RUS | 6.400 | 9.025 | | 15.425 |
| 30 | 145 | SABOT Hamilton | FRA | 6.500 | 8.900 | | 15.400 |
| 31 | 266 | FUENTES BUSTAMANTE | VEN | 6.300 | 9.075 | | 15.375 |
| 32 | 212 | HAGERTY Joey | USA | 6.100 | 9.250 | | 15.350 |
| 33 | 183 | KIM Soomyun | KOR | 6.500 | 8.850 | | 15.350 |
| 34 | 125 | YANG Wei | CHN | 7.000 | 8.350 | | 15.350 |
| 35 | 186 | KIM Seungil | KOR | 6.400 | 8.925 | | 15.325 |
| 36 | 133 | CARBALLO Manuel | ESP | 6.000 | 9.275 | | 15.275 |
| 37 | 142 | CARANOBÉ Benoit | FRA | 6.100 | 9.175 | | 15.275 |
| 38 | 196 | STANESCU Robert | ROU | 6.300 | 8.900 | | 15.200 |
| 39 | 105 | TSAREVICH Aleksandr | BLR | 6.100 | 9.075 | | 15.175 |
| 40 | 217 | ARTEMEV Alexander | USA | 6.100 | 9.075 | | 15.175 |
| 41 | 238 | GIORGADZE Iliia | GEO | 6.100 | 9.050 | | 15.150 |
| 42 | 112 | KIKUCHI David | CAN | 6.200 | 8.950 | | 15.150 |
| 43 | 114 | WONG Adam | CAN | 6.200 | 8.925 | | 15.125 |



RESULTS

比赛成绩 / RÉSULTATS



| Rank | Bib | Name | NOC Code | A Score | B Score | Pen | Total |
|------|-----|--------------------|----------|---------|---------|-----|--------|
| 44 | 151 | BOY Philipp David | GER | 6.200 | 8.925 | | 15.125 |
| 45 | 135 | MARTINEZ Rafael | ESP | 6.200 | 8.900 | | 15.100 |
| 46 | 122 | CHEN Yibing | CHN | 5.700 | 9.375 | | 15.075 |
| 47 | 192 | KOCZI Flavius | ROU | 6.000 | 9.075 | | 15.075 |
| 48 | 193 | SELARIU Razvan | ROU | 5.900 | 9.050 | | 14.950 |
| 49 | 201 | PLUZHNIKOV K. | RUS | 6.100 | 8.850 | | 14.950 |
| 50 | 233 | KEATINGS Daniel | GBR | 5.800 | 9.100 | | 14.900 |
| 51 | 115 | O'NEILL Brandon | CAN | 6.700 | 8.200 | | 14.900 |
| 52 | 153 | NGUYEN Marcel | GER | 6.500 | 8.375 | | 14.875 |
| 53 | 195 | BUCUR Adrian | ROU | 5.900 | 8.925 | | 14.825 |
| 54 | 102 | SAVENKOV Denis | BLR | 5.800 | 9.000 | | 14.800 |
| 55 | 166 | POZZO Enrico | ITA | 5.500 | 9.250 | | 14.750 |
| 56 | 141 | BOUHAIL Thomas | FRA | 5.500 | 9.175 | | 14.675 |
| 57 | 155 | ANDERGASSEN Thomas | GER | 5.800 | 8.875 | | 14.675 |
| 58 | 162 | BUSNARI Alberto | ITA | 5.500 | 9.125 | | 14.625 |
| 59 | 136 | DEFERR Gervasio | ESP | 5.500 | 9.100 | | 14.600 |
| 60 | 222 | VAN DAMME Koen | BEL | 5.800 | 8.800 | | 14.600 |
| 61 | 249 | RIVERA RIVERA Luis | PUR | 5.800 | 8.775 | | 14.575 |
| 62 | 194 | POPESCU Daniel | ROU | 5.700 | 8.825 | | 14.525 |
| 63 | 245 | SHATILOV Alexandr | ISR | 5.400 | 9.100 | | 14.500 |
| 64 | 132 | SAN MIGUEL Ivan | ESP | 5.600 | 8.775 | | 14.375 |
| 65 | 246 | PALGEN Sascha | LUX | 5.600 | 8.625 | | 14.225 |
| 66 | 221 | SIMPSON Sam | AUS | 5.500 | 8.700 | | 14.200 |
| 67 | 163 | CASSINA Igor | ITA | 4.800 | 9.325 | | 14.125 |
| 68 | 255 | CAPELLI Claudio | SUI | 5.800 | 8.300 | | 14.100 |
| 69 | 229 | GIRALDO Jorge Hugo | COL | 6.600 | 7.425 | | 14.025 |
| 70 | 165 | MORANDI Matteo | ITA | 5.600 | 8.125 | | 13.725 |
| 71 | 131 | MUNOZ Sergio | ESP | 4.900 | 8.775 | | 13.675 |
| 72 | 164 | COPPOLINO Andrea | ITA | 4.900 | 8.775 | | 13.675 |
| 73 | 234 | SMITH Louis | GBR | 4.900 | 8.525 | | 13.425 |
| 74 | 244 | GAL Robert | HUN | 5.000 | 7.900 | | 12.900 |
| 75 | 232 | SROUR Mohamed | EGY | 4.600 | 7.775 | | 12.375 |
| 76 | 103 | KOZLOV Igor | BLR | 0.000 | 0.000 | | 0.000 |

Legend:

Q Qualified for Parallel Bars final

R Reserve for Parallel Bars final



Parallel Bars




RESULTS

比赛成绩 / RÉSULTATS



| Rank | Bib | Name | NOC Code | A Score | B Score | Pen | Total |
|------|-----|---------------------|----------|---------|---------|-----|----------|
| 1 | 152 | HAMBUECHEN Fabian | GER | 7.000 | 9.200 | | 16.200 Q |
| 2 | 163 | CASSINA Igor | ITA | 6.800 | 9.200 | | 16.000 Q |
| 3 | 143 | CUCHERAT Yann | FRA | 6.900 | 8.950 | | 15.850 Q |
| 4 | 247 | ZONDERLAND Epke | NED | 7.100 | 8.650 | | 15.750 Q |
| 5 | 126 | ZOU Kai | CHN | 7.000 | 8.600 | | 15.600 Q |
| 6 | 214 | HORTON Jonathan | USA | 6.400 | 9.175 | | 15.575 Q |
| 7 | 171 | TOMITA Hiroyuki | JPN | 6.600 | 8.950 | | 15.550 Q |
| 8 | 176 | NAKASE Takuya | JPN | 6.600 | 8.850 | | 15.450 Q |
| 9 | 146 | KARBANENKO Dimitri | FRA | 6.600 | 8.850 | | 15.450 R |
| 10 | 123 | LI Xiaopeng | CHN | 6.500 | 8.900 | | 15.400 R |
| 11 | 212 | HAGERTY Joey | USA | 6.600 | 8.800 | | 15.400 R |
| 12 | 215 | SPRING Justin | USA | 6.300 | 9.075 | | 15.375 |
| 13 | 202 | KHOROKHORDIN Sergey | RUS | 6.700 | 8.650 | | 15.350 |
| 14 | 256 | SCHARER Christoph | SUI | 6.800 | 8.550 | | 15.350 |
| 15 | 175 | UCHIMURA Kohei | JPN | 6.400 | 8.925 | | 15.325 |
| 16 | 135 | MARTINEZ Rafael | ESP | 6.500 | 8.775 | | 15.275 |
| 17 | 172 | KASHIMA Takehiro | JPN | 6.000 | 9.150 | | 15.150 |
| 18 | 124 | XIAO Qin | CHN | 6.400 | 8.750 | | 15.150 |
| 19 | 205 | DEVYATOVSKIY Maxim | RUS | 6.400 | 8.725 | | 15.125 |
| 20 | 204 | KRYUKOV Nikolay | RUS | 6.100 | 8.950 | | 15.050 |
| 21 | 192 | KOCZI Flavius | ROU | 6.500 | 8.525 | | 15.025 |
| 22 | 183 | KIM Soomyun | KOR | 6.300 | 8.675 | | 14.975 |
| 23 | 217 | ARTEMEV Alexander | USA | 6.000 | 8.925 | | 14.925 |
| 24 | 125 | YANG Wei | CHN | 6.200 | 8.725 | | 14.925 |
| 25 | 105 | TSAREVICH Aleksandr | BLR | 5.800 | 9.050 | | 14.850 |
| 26 | 166 | POZZO Enrico | ITA | 6.800 | 8.050 | | 14.850 |
| 27 | 116 | GAFUIK Nathan | CAN | 6.100 | 8.725 | | 14.825 |
| 28 | 203 | RYAZANOV Yury | RUS | 6.000 | 8.800 | | 14.800 |
| 29 | 191 | DRAGULESCU Marian | ROU | 6.400 | 8.400 | | 14.800 |
| 30 | 102 | SAVENKOV Denis | BLR | 5.800 | 8.950 | | 14.750 |
| 31 | 156 | JUCKEL Robert | GER | 6.000 | 8.750 | | 14.750 |
| 32 | 266 | FUENTES BUSTAMANTE | VEN | 6.400 | 8.350 | | 14.750 |
| 33 | 173 | SAKAMOTO Koki | JPN | 5.700 | 9.025 | | 14.725 |
| 34 | 249 | RIVERA RIVERA Luis | PUR | 5.700 | 8.975 | | 14.675 |
| 35 | 142 | CARANOBÉ Benoit | FRA | 5.700 | 8.975 | | 14.675 |
| 36 | 255 | CAPELLI Claudio | SUI | 6.000 | 8.675 | | 14.675 |
| 37 | 185 | KIM Daeun | KOR | 5.900 | 8.725 | | 14.625 |
| 38 | 141 | BOUHAIL Thomas | FRA | 5.600 | 8.975 | | 14.575 |
| 39 | 233 | KEATINGS Daniel | GBR | 5.600 | 8.975 | | 14.575 |
| 40 | 101 | SAVITSKI Dmitry | BLR | 5.600 | 8.975 | | 14.575 |
| 41 | 114 | WONG Adam | CAN | 5.700 | 8.875 | | 14.575 |
| 42 | 132 | SAN MIGUEL Ivan | ESP | 5.600 | 8.925 | | 14.525 |
| 43 | 122 | CHEN Yibing | CHN | 5.700 | 8.825 | | 14.525 |



RESULTS
 比赛成绩 / RÉSULTATS



| Rank | Bib | Name | NOC Code | A Score | B Score | Pen | Total |
|------|-----|--------------------|----------|---------|---------|-----|--------|
| 44 | 181 | KIM Jihoon | KOR | 6.300 | 8.225 | | 14.525 |
| 45 | 222 | VAN DAMME Koen | BEL | 5.600 | 8.875 | | 14.475 |
| 46 | 153 | NGUYEN Marcel | GER | 5.900 | 8.550 | | 14.450 |
| 47 | 216 | TAN Kai Wen | USA | 5.600 | 8.825 | | 14.425 |
| 48 | 154 | SPIRIDONOV Evgenij | GER | 5.700 | 8.700 | | 14.400 |
| 49 | 162 | BUSNARI Alberto | ITA | 5.700 | 8.675 | | 14.375 |
| 50 | 151 | BOY Philipp David | GER | 6.400 | 7.975 | | 14.375 |
| 51 | 206 | GOLOTSUTSKOV Anton | RUS | 5.800 | 8.500 | | 14.300 |
| 52 | 113 | SHEWFELT Kyle | CAN | 5.300 | 8.950 | | 14.250 |
| 53 | 106 | KASPEROVICH Dmitry | BLR | 5.400 | 8.850 | | 14.250 |
| 54 | 245 | SHATILOV Alexandr | ISR | 5.500 | 8.725 | | 14.225 |
| 55 | 112 | KIKUCHI David | CAN | 5.300 | 8.900 | | 14.200 |
| 56 | 234 | SMITH Louis | GBR | 5.500 | 8.675 | | 14.175 |
| 57 | 232 | SROUR Mohamed | EGY | 5.000 | 9.125 | | 14.125 |
| 58 | 229 | GIRALDO Jorge Hugo | COL | 5.700 | 8.275 | | 13.975 |
| 59 | 145 | SABOT Hamilton | FRA | 6.300 | 7.675 | | 13.975 |
| 60 | 239 | MARAS Vlasios | GRE | 6.600 | 7.375 | | 13.975 |
| 61 | 165 | MORANDI Matteo | ITA | 5.000 | 8.850 | | 13.850 |
| 62 | 260 | GONCHAROV Valeriy | UKR | 5.900 | 7.950 | | 13.850 |
| 63 | 195 | BUCUR Adrian | ROU | 5.800 | 7.950 | | 13.750 |
| 64 | 136 | DEFERR Gervasio | ESP | 4.700 | 9.025 | | 13.725 |
| 65 | 265 | FOKIN Anton | UZB | 4.600 | 9.025 | | 13.625 |
| 66 | 246 | PALGEN Sascha | LUX | 5.300 | 8.300 | | 13.600 |
| 67 | 161 | ANGIOLETTI Matteo | ITA | 4.700 | 8.875 | | 13.575 |
| 68 | 182 | YANG Taeyoung | KOR | 5.100 | 8.375 | | 13.475 |
| 69 | 221 | SIMPSON Sam | AUS | 5.300 | 8.175 | | 13.475 |
| 70 | 193 | SELARIU Razvan | ROU | 5.900 | 7.575 | | 13.475 |
| 71 | 194 | POPESCU Daniel | ROU | 5.700 | 7.625 | | 13.325 |
| 72 | 131 | MUNOZ Sergio | ESP | 5.700 | 7.600 | | 13.300 |
| 73 | 231 | KONECNY Martin | CZE | 6.400 | 6.725 | | 13.125 |
| 74 | 133 | CARBALLO Manuel | ESP | 5.900 | 7.125 | | 13.025 |
| 75 | 104 | IGNATOVICH Aleksei | BLR | 5.400 | 7.600 | | 13.000 |
| 76 | 186 | KIM Seungil | KOR | 5.200 | 6.975 | | 12.175 |
| 77 | 115 | O'NEILL Brandon | CAN | 0.000 | 0.000 | | 0.000 |


Legend:

Q Qualified for Horizontal Bar final

R Reserve for Horizontal Bar final







































Horizontal Bar








































INDIVIDUAL JUDGES SCORES

裁判员评分 / NOTES DES JUGES

| Rank | Bib | Name | NOC Code | | A Score | B1 | B2 | B3 | B4 | B5 | B6 | B Score | Pen. | Vault 1 Vault 2 | Total | Rank by App. | |
|------|-----|---------------------|----------|---|---------|------|------|------|------|------|------|---------|------|--------------------|--------|--------------|--|
| 1 | 125 | YANG Wei | CHN |  | 6.10 | 9.00 | 9.50 | 9.40 | 9.10 | 9.40 | 9.30 | 9.300 | | | 15.400 | (15) | |
| | | | |  | 6.10 | 9.40 | 9.20 | 9.20 | 9.40 | 9.30 | 9.50 | 9.325 | | | 15.425 | (4) | |
| | | | |  | 7.30 | 8.80 | 8.90 | 9.10 | 9.00 | 8.80 | 9.00 | 8.925 | | | 16.225 | (4) | |
| | | | |  | 7.00 | 9.50 | 9.70 | 9.60 | 9.50 | 9.60 | 9.40 | 9.550 | | | 16.550 | (7) | |
| | | | |  | 7.00 | 8.50 | 8.20 | 8.40 | 8.60 | 8.20 | 8.30 | 8.350 | | | 15.350 | (34) | |
| | | | |  | 6.20 | 8.50 | 8.90 | 9.00 | 8.50 | 8.70 | 8.80 | 8.725 | | | 14.925 | (24) | |
| | | Total 93.875 | | | | | | | | | | | | | | | |
| 2 | 152 | HAMBUECHEN Fabian | GER |  | 6.50 | 9.00 | 9.40 | 9.30 | 9.40 | 9.20 | 9.30 | 9.300 | | | 15.800 | (4) | |
| | | | |  | 4.70 | 8.50 | 8.40 | 8.40 | 8.00 | 8.30 | 8.50 | 8.400 | | | 13.100 | (67) | |
| | | | |  | 5.90 | 9.00 | 9.00 | 9.20 | 9.20 | 9.10 | 8.90 | 9.075 | | | 14.975 | (33) | |
| | | | |  | 6.60 | 9.70 | 9.70 | 9.70 | 9.70 | 9.60 | 9.70 | 9.700 | | 16.300 | 16.300 | (14) | |
| | | | |  | 6.20 | 9.60 | 9.60 | 9.70 | 9.60 | 9.50 | 9.40 | 9.575 | | 15.775 | | | |
| | | | |  | 6.90 | 9.30 | 9.20 | 9.10 | 9.10 | 9.00 | 9.20 | 9.150 | | | 16.050 | (9) | |
| | | Total 92.425 | | | | | | | | | | | | | | | |
| 3 | 185 | KIM Daeun | KOR |  | 6.40 | 9.00 | 9.10 | 9.10 | 9.10 | 9.10 | 9.20 | 9.100 | | | 15.500 | (13) | |
| | | | |  | 5.80 | 9.10 | 8.80 | 8.80 | 9.00 | 8.80 | 9.10 | 8.925 | | | 14.725 | (21) | |
| | | | |  | 6.70 | 8.50 | 8.80 | 9.00 | 8.70 | 8.80 | 8.70 | 8.750 | | | 15.450 | (14) | |
| | | | |  | 6.60 | 9.50 | 9.40 | 9.50 | 9.40 | 9.50 | 9.40 | 9.450 | | | 16.050 | (30) | |
| | | | |  | 6.80 | 9.40 | 9.20 | 9.30 | 9.40 | 9.10 | 8.70 | 9.250 | | | 16.050 | (8) | |
| | | | |  | 5.90 | 8.70 | 8.90 | 8.40 | 8.80 | 8.60 | 8.80 | 8.725 | | | 14.625 | (37) | |
| | | Total 92.400 | | | | | | | | | | | | | | | |
| 4 | 175 | UCHIMURA Kohei | JPN |  | 6.50 | 9.20 | 9.20 | 9.20 | 9.30 | 9.30 | 9.20 | 9.225 | | | 15.725 | (5) | |
| | | | |  | 5.90 | 8.10 | 8.30 | 7.90 | 8.20 | 8.40 | 8.20 | 8.200 | | | 14.100 | (42) | |
| | | | |  | 5.90 | 8.80 | 8.50 | 8.90 | 8.80 | 8.60 | 8.90 | 8.775 | | | 14.675 | (43) | |
| | | | |  | 6.60 | 9.70 | 9.50 | 9.70 | 9.50 | 9.60 | 9.60 | 9.600 | | | 16.200 | (18) | |
| | | | |  | 6.70 | 9.40 | 9.20 | 9.50 | 9.10 | 9.40 | 9.30 | 9.325 | | | 16.025 | (10) | |
| | | | |  | 6.40 | 8.90 | 9.00 | 9.00 | 9.00 | 8.80 | 8.50 | 8.925 | | | 15.325 | (15) | |
| | | Total 92.050 | | | | | | | | | | | | | | | |
| 5 | 173 | SAKAMOTO Koki | JPN |  | 5.70 | 9.20 | 9.10 | 9.20 | 9.40 | 9.40 | 9.20 | 9.250 | | | 14.950 | (34) | |
| | | | |  | 6.00 | 8.90 | 8.80 | 8.80 | 9.00 | 9.00 | 9.30 | 8.925 | | | 14.925 | (14) | |
| | | | |  | 6.70 | 8.80 | 8.90 | 8.80 | 9.10 | 8.80 | 8.70 | 8.825 | | | 15.525 | (13) | |
| | | | |  | 6.60 | 9.60 | 9.60 | 9.70 | 9.60 | 9.60 | 9.60 | 9.600 | | | 16.200 | (19) | |
| | | | |  | 6.40 | 9.20 | 9.20 | 9.30 | 9.10 | 9.20 | 9.30 | 9.225 | | | 15.625 | (18) | |
| | | | |  | 5.70 | 9.00 | 9.00 | 9.00 | 9.30 | 9.00 | 9.10 | 9.025 | | | 14.725 | (33) | |
| | | Total 91.950 | | | | | | | | | | | | | | | |
| 6 | 171 | TOMITA Hiroyuki | JPN |  | 6.00 | 9.30 | 9.20 | 9.40 | 9.00 | 8.70 | 9.20 | 9.175 | | | 15.175 | (23) | |
| | | | |  | 6.10 | 9.00 | 9.00 | 9.10 | 9.30 | 8.50 | 9.20 | 9.075 | | | 15.175 | (8) | |
| | | | |  | 6.30 | 8.60 | 9.00 | 8.60 | 8.80 | 8.80 | 8.70 | 8.725 | | | 15.025 | (32) | |
| | | | |  | 6.60 | 9.10 | 8.90 | 9.00 | 9.10 | 8.70 | 9.00 | 9.000 | 0.4 | | 15.200 | (66) | |
| | | | |  | 6.70 | 9.20 | 9.00 | 9.10 | 9.00 | 9.20 | 9.00 | 9.075 | | | 15.775 | (15) | |
| | | | |  | 6.60 | 8.50 | 9.10 | 8.90 | 9.00 | 9.00 | 8.90 | 8.950 | | | 15.550 | (7) | |
| | | Total 91.900 | | | | | | | | | | | | | | | |







































INDIVIDUAL JUDGES SCORES
裁判员评分 / NOTES DES JUGES

| Rank | Bib | Name | NOC Code | | A Score | B1 | B2 | B3 | B4 | B5 | B6 | B Score | Pen. | Vault 1 Vault 2 | Total | Rank by App. |
|---|------|---------------------|----------|---|---------|------|------|-------|------|------|--------|---------|------|--------------------|--------|--------------|
| 7 | 202 | KHOROKHORDIN Sergey | RUS |  | 6.10 | 8.80 | 8.80 | 8.90 | 8.80 | 9.00 | 9.20 | 8.875 | | | 14.975 | (32) |
| | | | |  | 5.80 | 8.80 | 9.00 | 9.00 | 9.10 | 8.90 | 9.10 | 9.000 | | | 14.800 | (18) |
| | | | |  | 6.40 | 8.60 | 8.60 | 8.80 | 8.70 | 8.50 | 8.80 | 8.675 | | | 15.075 | (31) |
| | | | |  | 6.20 | 9.50 | 9.60 | 9.60 | 9.40 | 9.50 | 9.50 | 9.525 | | | 15.725 | (42) |
| | | | |  | 6.60 | 9.40 | 9.20 | 9.40 | 9.00 | 9.10 | 9.40 | 9.275 | | | 15.875 | (13) |
| | | | |  | 6.70 | 8.70 | 8.40 | 8.80 | 8.40 | 8.70 | 8.80 | 8.650 | | | 15.350 | (13) |
| Total 91.800 | | | | | | | | | | | | | | | | |
| 8 | 214 | HORTON Jonathan | USA |  | 6.30 | 9.00 | 9.00 | 9.10 | 9.20 | 9.00 | 9.10 | 9.050 | | | 15.350 | (17) |
| | | | |  | 5.20 | 8.70 | 8.60 | 8.80 | 8.80 | 8.90 | 8.50 | 8.725 | | | 13.925 | (48) |
| | | | |  | 6.60 | 8.70 | 9.10 | 8.70 | 8.70 | 8.60 | 8.80 | 8.725 | | | 15.325 | (17) |
| | | | |  | 6.60 | 9.40 | 9.50 | 9.50 | 9.20 | 9.50 | 9.40 | 9.450 | 0.1 | | 15.950 | (34) |
| | | | |  | 6.40 | 9.20 | 9.00 | 8.80 | 9.30 | 9.10 | 9.20 | 9.125 | | | 15.525 | (22) |
| | | | |  | 6.40 | 9.10 | 9.20 | 9.20 | 9.10 | 9.20 | 9.20 | 9.175 | | | 15.575 | (6) |
| Total 91.650 | | | | | | | | | | | | | | | | |
| 9 | 122 | CHEN Yibing | CHN |  | 5.60 | 9.00 | 8.90 | 9.20 | 9.10 | 9.30 | 9.20 | 9.125 | | | 14.725 | (42) |
| | | | |  | 5.20 | 9.50 | 9.10 | 9.10 | 9.50 | 9.00 | 9.40 | 9.275 | | | 14.475 | (27) |
| | | | |  | 7.30 | 9.20 | 9.10 | 9.20 | 9.30 | 9.20 | 9.40 | 9.225 | | | 16.525 | (1) |
| | | | |  | 6.60 | 9.70 | 9.60 | 9.70 | 9.70 | 9.60 | 9.70 | 9.675 | | | 16.275 | (15) |
| | | | |  | 5.70 | 9.20 | 9.30 | 9.40 | 9.50 | 9.40 | 9.40 | 9.375 | | | 15.075 | (46) |
| | | | |  | 5.70 | 8.80 | 9.00 | 8.90 | 8.80 | 8.50 | 8.80 | 8.825 | | | 14.525 | (43) |
| Total 91.600 | | | | | | | | | | | | | | | | |
| 10 | 142 | CARANOBE Benoit | FRA |  | 6.30 | 8.70 | 8.90 | 8.90 | 9.00 | 8.80 | 8.60 | 8.825 | | | 15.125 | (26) |
| | | | |  | 5.80 | 8.70 | 8.70 | 8.20 | 8.20 | 8.70 | 8.10 | 8.450 | | | 14.250 | (37) |
| | | | |  | 6.40 | 8.50 | 8.80 | 8.70 | 9.00 | 8.60 | 8.70 | 8.700 | | | 15.100 | (28) |
| | | | |  | 7.00 | 9.50 | 9.50 | 9.60 | 9.50 | 9.50 | 9.50 | 9.500 | | 16.500 | 16.500 | (9) |
| | | | |  | 7.00 | 9.50 | 9.30 | 9.40 | 9.40 | 9.30 | 9.40 | 9.375 | | 16.375 | 16.375 | (9) |
| | | | |  | 6.10 | 9.20 | 9.10 | 9.00 | 9.30 | 9.20 | 9.20 | 9.175 | | | 15.275 | (37) |
|  | 5.70 | 8.90 | 8.90 | 8.80 | 9.10 | 9.00 | 9.10 | 8.975 | | | 14.675 | (35) | | | | |
| Total 90.925 | | | | | | | | | | | | | | | | |
| 11 | 135 | MARTINEZ Rafael | ESP |  | 6.40 | 9.00 | 9.10 | 9.20 | 9.40 | 9.10 | 9.20 | 9.150 | | | 15.550 | (10) |
| | | | |  | 6.00 | 8.60 | 8.90 | 8.90 | 8.70 | 8.90 | 8.70 | 8.800 | | | 14.800 | (19) |
| | | | |  | 5.80 | 8.30 | 8.10 | 8.60 | 8.60 | 8.60 | 8.70 | 8.525 | | | 14.325 | (51) |
| | | | |  | 6.60 | 9.50 | 9.40 | 9.60 | 9.50 | 9.40 | 9.40 | 9.450 | 0.3 | | 15.750 | (39) |
| | | | |  | 6.20 | 8.80 | 9.00 | 8.70 | 8.70 | 9.10 | 9.20 | 8.900 | | | 15.100 | (45) |
| | | | |  | 6.50 | 8.50 | 8.80 | 8.90 | 8.90 | 8.60 | 8.80 | 8.775 | | | 15.275 | (16) |
| Total 90.800 | | | | | | | | | | | | | | | | |
| 12 | 101 | SAVITSKI Dmitry | BLR |  | 6.00 | 8.60 | 8.80 | 8.80 | 8.70 | 8.60 | 8.40 | 8.675 | 0.3 | | 14.375 | (57) |
| | | | |  | 5.70 | 8.80 | 9.00 | 8.50 | 8.80 | 8.70 | 9.00 | 8.825 | | | 14.525 | (25) |
| | | | |  | 6.30 | 8.80 | 8.90 | 8.90 | 8.60 | 8.90 | 8.90 | 8.875 | | | 15.175 | (26) |
| | | | |  | 6.60 | 9.70 | 9.70 | 9.70 | 9.60 | 9.70 | 9.80 | 9.700 | | | 16.300 | (13) |
| | | | |  | 6.40 | 9.40 | 9.20 | 9.20 | 9.30 | 9.30 | 9.40 | 9.300 | | | 15.700 | (17) |
| | | | |  | 5.60 | 9.10 | 8.70 | 9.00 | 9.00 | 9.00 | 8.90 | 8.975 | | | 14.575 | (40) |
| Total 90.650 | | | | | | | | | | | | | | | | |







































INDIVIDUAL JUDGES SCORES
裁判员评分 / NOTES DES JUGES

| Rank | Bib | Name | NOC Code | | A Score | B1 | B2 | B3 | B4 | B5 | B6 | B Score | Pen. | Vault 1 Vault 2 | Total | Rank by App. | |
|------|-----|--------------------|----------|---|---|------|------|------|------|------|------|---------|-------|--------------------|--------|--------------|------|
| 13 | 249 | RIVERA RIVERA Luis | PUR |  | 6.10 | 8.90 | 9.00 | 9.20 | 9.30 | 8.90 | 9.00 | 9.025 | | | 15.125 | (24) | |
| | | | |  | 5.90 | 8.80 | 9.00 | 9.10 | 9.00 | 8.60 | 8.60 | 8.850 | | | 14.750 | (20) | |
| | | | |  | 6.50 | 8.80 | 8.80 | 8.80 | 8.50 | 8.70 | 8.70 | 8.750 | | | 15.250 | (22) | |
| | | | | Total 90.600 |  | 6.60 | 9.70 | 9.60 | 9.70 | 9.60 | 9.60 | 9.60 | 9.625 | | | 16.225 | (17) |
| | | | | | 6.60 | 8.90 | 8.50 | 8.50 | 8.80 | 8.70 | 8.80 | 8.700 | 0.1 | 15.200 | | | |
| | | | | |  | 5.80 | 8.80 | 9.00 | 8.80 | 8.60 | 8.70 | 8.80 | 8.775 | | | 14.575 | (61) |
| | | | | |  | 5.70 | 9.30 | 9.00 | 9.10 | 8.80 | 9.00 | 8.70 | 8.975 | | | 14.675 | (34) |
| 14 | 205 | DEVYATOVSKIY Maxim | RUS |  | 6.00 | 9.40 | 9.10 | 9.30 | 9.30 | 9.40 | 9.20 | 9.300 | | | 15.300 | (18) | |
| | | | |  | 5.30 | 8.10 | 8.20 | 7.80 | 7.90 | 8.20 | 7.60 | 8.000 | | | 13.300 | (63) | |
| | | | |  | 6.30 | 9.00 | 9.20 | 9.10 | 9.00 | 9.20 | 8.70 | 9.075 | | | 15.375 | (15) | |
| | | | | Total 90.350 |  | 6.60 | 9.40 | 9.10 | 9.40 | 9.10 | 9.20 | 9.20 | 9.225 | | | 15.825 | (38) |
| | | | | |  | 6.40 | 9.00 | 9.00 | 9.00 | 9.10 | 9.10 | 8.90 | 9.025 | | | 15.425 | (29) |
| | | | | |  | 6.40 | 8.70 | 8.80 | 8.90 | 8.50 | 8.30 | 9.00 | 8.725 | | | 15.125 | (19) |
| | | | | | | | | | | | | | | | | | |
| 15 | 266 | FUENTES BUSTAMANTE | VEN |  | 5.50 | 8.70 | 8.50 | 9.10 | 8.50 | 8.70 | 8.70 | 8.650 | | | 14.150 | (65) | |
| | | | |  | 6.50 | 8.80 | 9.10 | 9.20 | 8.80 | 9.00 | 9.20 | 9.025 | | | 15.525 | (2) | |
| | | | |  | 6.40 | 8.20 | 8.60 | 8.40 | 8.40 | 8.50 | 8.50 | 8.450 | | | 14.850 | (40) | |
| | | | | Total 90.325 |  | 6.20 | 9.50 | 9.50 | 9.50 | 9.50 | 9.40 | 9.40 | 9.475 | | | 15.675 | (48) |
| | | | | |  | 6.30 | 9.00 | 9.00 | 9.10 | 9.20 | 9.10 | 9.10 | 9.075 | | | 15.375 | (31) |
| | | | | |  | 6.40 | 8.20 | 8.20 | 8.80 | 8.40 | 8.30 | 8.50 | 8.350 | | | 14.750 | (32) |
| | | | | | | | | | | | | | | | | | |
| 16 | 192 | KOCZI Flavius | ROU |  | 6.50 | 8.50 | 8.80 | 8.90 | 8.00 | 8.40 | 8.80 | 8.625 | | | 15.125 | (27) | |
| | | | |  | 6.50 | 7.90 | 8.10 | 7.90 | 7.90 | 7.90 | 7.60 | 7.900 | | | 14.400 | (34) | |
| | | | |  | 5.90 | 7.90 | 8.20 | 8.10 | 8.00 | 8.00 | 8.10 | 8.050 | | | 13.950 | (61) | |
| | | | | Total 90.175 |  | 7.00 | 9.60 | 9.60 | 9.70 | 9.60 | 9.60 | 9.60 | 9.600 | | | 16.600 | (5) |
| | | | | | 7.00 | 9.60 | 9.60 | 9.50 | 9.60 | 9.70 | 9.50 | 9.575 | | 16.575 | | | |
| | | | | |  | 6.00 | 9.00 | 9.00 | 9.10 | 9.00 | 9.20 | 9.20 | 9.075 | | | 15.075 | (47) |
| | | | | |  | 6.50 | 8.50 | 8.50 | 8.80 | 8.10 | 8.40 | 8.70 | 8.525 | | | 15.025 | (21) |
| 17 | 203 | RYAZANOV Yury | RUS |  | 6.00 | 8.60 | 8.50 | 8.60 | 8.60 | 8.70 | 8.60 | 8.600 | | | 14.600 | (47) | |
| | | | |  | 5.70 | 8.90 | 8.60 | 8.50 | 8.60 | 8.90 | 8.90 | 8.750 | | | 14.450 | (31) | |
| | | | |  | 6.40 | 8.70 | 8.90 | 8.70 | 8.60 | 8.60 | 8.80 | 8.700 | | | 15.100 | (29) | |
| | | | | Total 90.125 |  | 6.20 | 9.40 | 9.50 | 9.30 | 9.50 | 9.40 | 9.50 | 9.450 | 0.1 | | 15.550 | (59) |
| | | | | |  | 6.50 | 9.20 | 9.10 | 8.90 | 9.00 | 9.20 | 9.30 | 9.125 | | | 15.625 | (20) |
| | | | | |  | 6.00 | 8.90 | 8.80 | 8.70 | 8.80 | 8.70 | 8.90 | 8.800 | | | 14.800 | (28) |
| | | | | | | | | | | | | | | | | | |
| 18 | 183 | KIM Soomyun | KOR |  | 6.70 | 8.80 | 8.90 | 8.80 | 9.00 | 9.20 | 8.70 | 8.875 | | | 15.575 | (9) | |
| | | | |  | 5.30 | 8.60 | 8.40 | 8.20 | 8.40 | 8.60 | 8.70 | 8.500 | | | 13.800 | (54) | |
| | | | |  | 5.50 | 8.80 | 8.70 | 8.50 | 8.50 | 8.90 | 8.70 | 8.675 | | | 14.175 | (56) | |
| | | | | Total 89.900 |  | 6.60 | 9.40 | 9.50 | 9.40 | 9.40 | 9.40 | 9.50 | 9.425 | | | 16.025 | (31) |
| | | | | |  | 6.50 | 8.70 | 9.00 | 8.80 | 8.80 | 9.00 | 8.80 | 8.850 | | | 15.350 | (33) |
| | | | | |  | 6.30 | 8.50 | 8.60 | 8.70 | 8.70 | 8.70 | 8.70 | 8.675 | | | 14.975 | (22) |
| | | | | | | | | | | | | | | | | | |







































INDIVIDUAL JUDGES SCORES
裁判员评分 / NOTES DES JUGES

| Rank | Bib | Name | NOC Code | | A Score | B1 | B2 | B3 | B4 | B5 | B6 | B Score | Pen. | Vault 1 Vault 2 | Total | Rank by App. |
|---------------------|-----|-------------------|----------|---|---------|------|------|------|------|------|------|---------|------|--------------------|--------|--------------------|
| 19 | 217 | ARTEMEV Alexander | USA |  | 5.90 | 8.90 | 9.00 | 8.90 | 8.90 | 9.10 | 9.20 | 8.975 | | | 14.875 | (37) |
| | | | |  | 6.10 | 9.10 | 8.90 | 9.40 | 9.50 | 9.20 | 8.90 | 9.150 | | | 15.250 | (7) |
| | | | |  | 5.40 | 8.30 | 8.30 | 8.10 | 8.40 | 8.00 | 8.40 | 8.275 | | | 13.675 | (68) |
| | | | |  | 6.60 | 9.20 | 9.20 | 9.50 | 9.30 | 9.50 | 9.30 | 9.325 | 0.1 | | 15.825 | (37) |
| | | | |  | 6.10 | 9.10 | 8.80 | 9.10 | 9.10 | 9.00 | 9.10 | 9.075 | | | 15.175 | (40) |
| | | | |  | 6.00 | 8.90 | 8.90 | 9.20 | 9.00 | 8.90 | 8.80 | 8.925 | | | 14.925 | (23) |
| Total 89.725 | | | | | | | | | | | | | | | | |
| 20 | 116 | GAFUIK Nathan | CAN |  | 6.30 | 8.60 | 9.00 | 8.80 | 8.90 | 9.00 | 9.00 | 8.925 | | | 15.225 | (21) |
| | | | |  | 5.30 | 8.60 | 8.80 | 8.60 | 8.40 | 8.40 | 8.10 | 8.500 | | | 13.800 | (53) |
| | | | |  | 5.20 | 8.90 | 9.20 | 9.10 | 9.10 | 8.90 | 9.10 | 9.050 | | | 14.250 | (54) |
| | | | |  | 6.60 | 9.60 | 9.50 | 9.70 | 9.60 | 9.50 | 9.60 | 9.575 | | | 16.175 | (22) |
| | | | |  | 6.20 | 9.20 | 9.20 | 9.30 | 9.30 | 9.20 | 9.30 | 9.250 | | | 15.450 | (26) |
| | | | |  | 6.10 | 8.80 | 8.60 | 8.80 | 8.80 | 8.60 | 8.70 | 8.725 | | | 14.825 | (27) |
| Total 89.725 | | | | | | | | | | | | | | | | |
| 21 | 151 | BOY Philipp David | GER |  | 5.90 | 8.60 | 8.70 | 8.50 | 8.60 | 8.30 | 8.50 | 8.550 | | | 14.450 | (54) |
| | | | |  | 5.90 | 8.90 | 8.70 | 8.70 | 8.80 | 8.80 | 8.80 | 8.775 | | | 14.675 | (23) |
| | | | |  | 6.00 | 8.70 | 8.60 | 8.80 | 8.70 | 8.50 | 8.60 | 8.650 | | | 14.650 | (44) |
| | | | |  | 6.60 | 9.50 | 9.60 | 9.60 | 9.60 | 9.60 | 9.60 | 9.600 | | | 16.200 | (21) |
| | | | |  | 6.20 | 8.70 | 9.00 | 9.00 | 9.00 | 8.80 | 8.90 | 8.925 | | | 15.125 | (44) |
| | | | |  | 6.40 | 8.10 | 8.20 | 7.90 | 7.80 | 8.00 | 7.90 | 7.975 | | | 14.375 | (50) |
| Total 89.475 | | | | | | | | | | | | | | | | |
| 22 | 182 | YANG Taeyoung | KOR |  | 6.10 | 7.90 | 7.30 | 8.00 | 7.60 | 8.50 | 7.90 | 7.850 | 0.1 | | 13.850 | (69) |
| | | | |  | 6.00 | 9.00 | 9.00 | 8.90 | 9.00 | 9.00 | 9.00 | 9.000 | | | 15.000 | (13) |
| | | | |  | 6.30 | 8.50 | 8.40 | 8.80 | 8.60 | 8.50 | 8.70 | 8.575 | | | 14.875 | (38) |
| | | | |  | 7.00 | 9.30 | 9.00 | 9.00 | 9.00 | 9.00 | 9.00 | 9.000 | | 16.000 | 16.000 | (32) |
| | | | |  | 7.00 | 8.80 | 8.50 | 8.50 | 8.40 | 8.40 | 8.40 | 8.450 | 0.4 | 15.050 | | |
| | | | |  | 7.00 | 9.20 | 9.10 | 9.10 | 9.00 | 9.10 | 9.10 | 9.100 | | | 16.100 | (6) |
| Total 89.300 | | | | | | | | | | | | | | | | |
| 23 | 265 | FOKIN Anton | UZB |  | 5.80 | 9.10 | 8.70 | 8.70 | 8.80 | 8.60 | 9.10 | 8.825 | 0.3 | | 14.325 | (58) |
| | | | |  | 6.00 | 8.40 | 8.90 | 8.70 | 8.70 | 8.90 | 8.60 | 8.725 | | | 14.725 | (22) |
| | | | |  | 6.20 | 8.50 | 8.60 | 8.60 | 8.70 | 8.60 | 8.70 | 8.625 | | | 14.825 | (41) |
| | | | |  | 6.20 | 9.50 | 9.40 | 9.40 | 9.40 | 9.30 | 9.50 | 9.425 | | | 15.625 | (55) |
| | | | |  | 6.80 | 9.40 | 9.30 | 9.30 | 9.40 | 9.30 | 9.40 | 9.350 | | | 16.150 | (3) |
| | | | |  | 4.60 | 9.00 | 9.00 | 9.30 | 9.00 | 8.60 | 9.10 | 9.025 | | | 13.625 | (65) |
| Total 89.275 | | | | | | | | | | | | | | | | |
| 24 | 114 | WONG Adam | CAN |  | 5.90 | 8.90 | 9.00 | 9.00 | 9.40 | 9.00 | 9.00 | 9.000 | | | 14.900 | (36) |
| | | | |  | 5.50 | 8.90 | 9.00 | 8.80 | 8.80 | 9.00 | 8.80 | 8.875 | | | 14.375 | (35) |
| | | | |  | 5.80 | 8.80 | 8.70 | 8.70 | 8.50 | 8.60 | 9.00 | 8.700 | | | 14.500 | (45) |
| | | | |  | 6.20 | 9.50 | 9.50 | 9.50 | 9.30 | 9.40 | 9.40 | 9.450 | | | 15.650 | (53) |
| | | | |  | 6.20 | 9.00 | 8.70 | 8.90 | 9.10 | 9.00 | 8.80 | 8.925 | | | 15.125 | (43) |
| | | | |  | 5.70 | 8.80 | 8.80 | 9.00 | 8.70 | 8.90 | 9.00 | 8.875 | | | 14.575 | (41) |
| Total 89.125 | | | | | | | | | | | | | | | | |








































INDIVIDUAL JUDGES SCORES
裁判员评分 / NOTES DES JUGES

| Rank | Bib | Name | NOC Code | | A Score | B1 | B2 | B3 | B4 | B5 | B6 | B Score | Pen. | Vault 1 Vault 2 | Total | Rank by App. |
|------|-----|---------------------|----------|---|---------|------|------|------|------|------|------|---------|------|--------------------|--------|--------------|
| 25 | 233 | KEATINGS Daniel | GBR |  | 5.90 | 9.10 | 8.90 | 8.80 | 9.10 | 9.00 | 9.00 | 9.000 | | | 14.900 | (35) |
| | | | |  | 6.20 | 8.90 | 8.70 | 9.10 | 8.80 | 9.10 | 9.10 | 8.975 | | | 15.175 | (10) |
| | | | |  | 5.30 | 8.40 | 8.50 | 8.60 | 8.40 | 8.00 | 8.70 | 8.475 | | | 13.775 | (64) |
| | | | |  | 6.20 | 9.50 | 9.40 | 9.50 | 9.40 | 9.40 | 9.40 | 9.425 | | | 15.625 | (54) |
| | | | |  | 5.80 | 9.00 | 9.10 | 9.20 | 9.30 | 9.00 | 9.10 | 9.100 | | | 14.900 | (50) |
| | | | |  | 5.60 | 9.20 | 8.70 | 9.00 | 9.10 | 8.90 | 8.90 | 8.975 | | | 14.575 | (39) |
| | | Total 88.950 | | | | | | | | | | | | | | |
| 26 | 166 | POZZO Enrico | ITA |  | 6.20 | 8.70 | 8.80 | 8.70 | 8.50 | 8.20 | 8.50 | 8.600 | | | 14.800 | (40) |
| | | | |  | 5.50 | 8.90 | 8.90 | 8.70 | 8.50 | 9.00 | 8.80 | 8.825 | | | 14.325 | (36) |
| | | | |  | 5.50 | 8.90 | 8.20 | 8.90 | 8.70 | 9.10 | 8.50 | 8.750 | | | 14.250 | (55) |
| | | | |  | 6.20 | 9.50 | 9.40 | 9.50 | 9.50 | 9.50 | 9.50 | 9.500 | | | 15.700 | (47) |
| | | | |  | 5.50 | 9.10 | 9.40 | 9.30 | 9.30 | 9.00 | 9.30 | 9.250 | | | 14.750 | (55) |
| | | | |  | 6.80 | 7.70 | 8.10 | 8.50 | 8.20 | 8.20 | 7.50 | 8.050 | | | 14.850 | (26) |
| | | Total 88.675 | | | | | | | | | | | | | | |
| 27 | 141 | BOUHAIL Thomas | FRA |  | 6.40 | 8.80 | 9.10 | 8.80 | 8.60 | 8.70 | 9.00 | 8.825 | 0.1 | | 15.125 | (25) |
| | | | |  | 5.40 | 8.50 | 8.70 | 8.90 | 8.00 | 8.50 | 8.10 | 8.450 | | | 13.850 | (50) |
| | | | |  | 4.50 | 9.40 | 9.10 | 9.20 | 9.20 | 9.30 | 9.00 | 9.200 | | | 13.700 | (66) |
| | | | |  | 7.00 | 9.70 | 9.60 | 9.70 | 9.60 | 9.60 | 9.60 | 9.625 | | 16.625 | 16.625 | (3) |
| | | | |  | 7.00 | 9.70 | 9.70 | 9.70 | 9.70 | 9.60 | 9.70 | 9.700 | | 16.700 | | |
| | | | |  | 5.50 | 9.20 | 9.00 | 9.20 | 9.30 | 9.20 | 9.10 | 9.175 | | | 14.675 | (56) |
| | | Total 88.550 | | | | | | | | | | | | | | |
| 28 | 146 | KARBANENKO Dimitri | FRA |  | 5.60 | 8.40 | 8.30 | 8.90 | 8.00 | 8.50 | 8.60 | 8.450 | | | 14.050 | (66) |
| | | | |  | 4.90 | 8.80 | 8.90 | 8.70 | 8.40 | 9.00 | 8.80 | 8.800 | | | 13.700 | (56) |
| | | | |  | 5.00 | 8.80 | 8.40 | 8.50 | 8.80 | 8.80 | 8.60 | 8.675 | | | 13.675 | (67) |
| | | | |  | 6.60 | 9.50 | 9.50 | 9.60 | 9.50 | 9.60 | 9.50 | 9.525 | | | 16.125 | (24) |
| | | | |  | 6.40 | 9.20 | 9.00 | 9.10 | 9.10 | 9.00 | 9.30 | 9.100 | | | 15.500 | (24) |
| | | | |  | 6.60 | 8.50 | 9.00 | 8.80 | 9.00 | 8.80 | 8.80 | 8.850 | | | 15.450 | (9) |
| | | Total 88.500 | | | | | | | | | | | | | | |
| 29 | 245 | SHATILOV Alexandr | ISR |  | 6.60 | 9.00 | 8.90 | 9.10 | 9.00 | 8.60 | 9.20 | 9.000 | | | 15.600 | (8) |
| | | | |  | 5.40 | 8.10 | 8.50 | 8.20 | 8.60 | 8.50 | 8.50 | 8.425 | | | 13.825 | (51) |
| | | | |  | 5.30 | 8.50 | 8.80 | 8.70 | 8.70 | 9.00 | 8.90 | 8.775 | | | 14.075 | (58) |
| | | | |  | 6.20 | 9.40 | 9.50 | 9.40 | 9.60 | 9.50 | 9.50 | 9.475 | 0.1 | | 15.575 | (58) |
| | | | |  | 5.40 | 9.00 | 9.10 | 9.10 | 9.20 | 8.90 | 9.20 | 9.100 | | | 14.500 | (63) |
| | | | |  | 5.50 | 8.40 | 8.60 | 9.10 | 8.60 | 8.90 | 8.80 | 8.725 | | | 14.225 | (54) |
| | | Total 87.800 | | | | | | | | | | | | | | |
| 30 | 145 | SABOT Hamilton | FRA |  | 5.60 | 8.90 | 8.90 | 9.10 | 8.90 | 9.20 | 9.00 | 8.975 | | | 14.575 | (48) |
| | | | |  | 5.90 | 7.80 | 8.00 | 8.30 | 8.40 | 7.70 | 8.70 | 8.125 | | | 14.025 | (46) |
| | | | |  | 5.60 | 8.80 | 8.60 | 8.90 | 8.70 | 8.70 | 8.90 | 8.775 | | | 14.375 | (48) |
| | | | |  | 6.20 | 9.40 | 9.30 | 9.00 | 9.40 | 9.30 | 9.20 | 9.300 | 0.1 | | 15.400 | (60) |
| | | | |  | 6.50 | 9.00 | 9.00 | 9.10 | 8.60 | 8.80 | 8.80 | 8.900 | | | 15.400 | (30) |
| | | | |  | 6.30 | 7.10 | 7.70 | 7.40 | 8.00 | 7.60 | 8.00 | 7.675 | | | 13.975 | (59) |
| | | Total 87.750 | | | | | | | | | | | | | | |







































INDIVIDUAL JUDGES SCORES
裁判员评分 / NOTES DES JUGES


| Rank | Bib | Name | NOC Code | | A Score | B1 | B2 | B3 | B4 | B5 | B6 | B Score | Pen. | Vault 1 Vault 2 | Total | Rank by App. |
|------|-----|---------------------|----------|---|---------|------|------|------|------|------|------|---------|------|--------------------|--------|--------------|
| 31 | 165 | MORANDI Matteo | ITA |  | 5.40 | 9.00 | 8.60 | 9.10 | 8.80 | 8.30 | 8.70 | 8.775 | | | 14.175 | (64) |
| | | | |  | 5.10 | 8.90 | 8.70 | 8.50 | 8.50 | 8.50 | 8.70 | 8.600 | | | 13.700 | (57) |
| | | | |  | 7.10 | 8.90 | 8.80 | 9.10 | 9.00 | 8.90 | 8.90 | 8.925 | | | 16.025 | (5) |
| | | | |  | 6.60 | 9.60 | 9.60 | 9.60 | 9.60 | 9.60 | 9.70 | 9.600 | 0.1 | | 16.100 | (27) |
| | | | |  | 5.60 | 7.60 | 8.10 | 8.10 | 8.10 | 8.20 | 8.20 | 8.125 | | | 13.725 | (70) |
| | | | |  | 5.00 | 8.90 | 8.90 | 8.90 | 9.00 | 8.70 | 8.70 | 8.850 | | | 13.850 | (61) |
| | | Total 87.575 | | | | | | | | | | | | | | |
| 32 | 194 | POPESCU Daniel | ROU |  | 5.70 | 8.90 | 9.00 | 9.10 | 8.80 | 9.00 | 9.00 | 8.975 | 0.1 | | 14.575 | (49) |
| | | | |  | 6.10 | 8.40 | 8.40 | 8.40 | 8.40 | 8.40 | 8.70 | 8.400 | | | 14.500 | (26) |
| | | | |  | 5.40 | 8.50 | 8.80 | 8.40 | 8.60 | 8.40 | 8.80 | 8.575 | | | 13.975 | (59) |
| | | | |  | 7.00 | 9.60 | 9.50 | 9.50 | 9.50 | 9.50 | 9.50 | 9.500 | 0.1 | 16.400 | 16.400 | (11) |
| | | | |  | 5.40 | 8.90 | 8.80 | 8.80 | 9.00 | 8.60 | 8.80 | 8.825 | 0.1 | 14.125 | | |
| | | | |  | 5.70 | 8.40 | 9.00 | 8.70 | 8.80 | 8.90 | 8.90 | 8.825 | | | 14.525 | (62) |
| | | Total 87.300 | | | | | | | | | | | | | | |
| 33 | 102 | SAVENKOV Denis | BLR |  | 6.00 | 8.60 | 8.30 | 8.60 | 8.20 | 8.80 | 8.60 | 8.525 | | | 14.525 | (52) |
| | | | |  | 5.00 | 8.40 | 8.50 | 8.40 | 8.60 | 8.90 | 8.60 | 8.525 | | | 13.525 | (60) |
| | | | |  | 4.80 | 9.00 | 9.00 | 9.20 | 8.80 | 9.00 | 8.70 | 8.950 | | | 13.750 | (65) |
| | | | |  | 6.20 | 9.40 | 9.50 | 9.50 | 9.50 | 9.40 | 9.50 | 9.475 | | | 15.675 | (48) |
| | | | |  | 5.80 | 9.00 | 9.00 | 9.00 | 9.10 | 8.90 | 9.00 | 9.000 | | | 14.800 | (54) |
| | | | |  | 5.80 | 9.00 | 8.90 | 8.80 | 9.00 | 9.00 | 8.90 | 8.950 | | | 14.750 | (30) |
| | | Total 87.025 | | | | | | | | | | | | | | |
| 34 | 186 | KIM Seungil | KOR |  | 6.00 | 8.90 | 9.00 | 8.70 | 9.00 | 9.00 | 9.00 | 8.975 | | | 14.975 | (31) |
| | | | |  | 5.90 | 8.80 | 8.50 | 8.80 | 9.10 | 8.50 | 8.40 | 8.650 | | | 14.550 | (24) |
| | | | |  | 5.60 | 8.80 | 8.90 | 8.80 | 8.90 | 8.40 | 8.40 | 8.725 | | | 14.325 | (49) |
| | | | |  | 6.20 | 9.50 | 9.40 | 9.40 | 9.50 | 9.50 | 9.40 | 9.450 | | | 15.650 | (52) |
| | | | |  | 6.40 | 9.10 | 8.90 | 8.90 | 8.80 | 9.10 | 8.80 | 8.925 | | | 15.325 | (35) |
| | | | |  | 5.20 | 7.10 | 7.10 | 6.90 | 7.10 | 6.80 | 6.80 | 6.975 | | | 12.175 | (76) |
| | | Total 87.000 | | | | | | | | | | | | | | |
| 35 | 255 | CAPELLI Claudio | SUI |  | 6.20 | 7.80 | 7.40 | 8.00 | 7.80 | 7.60 | 7.60 | 7.700 | 0.3 | | 13.600 | (71) |
| | | | |  | 5.80 | 8.80 | 8.60 | 8.40 | 8.30 | 8.90 | 8.90 | 8.675 | | | 14.475 | (30) |
| | | | |  | 5.60 | 9.00 | 8.60 | 8.80 | 8.80 | 8.30 | 8.90 | 8.775 | | | 14.375 | (47) |
| | | | |  | 6.60 | 8.70 | 8.70 | 8.60 | 8.80 | 9.10 | 8.70 | 8.725 | | | 15.325 | (64) |
| | | | |  | 5.80 | 8.50 | 8.10 | 8.20 | 8.20 | 8.30 | 8.70 | 8.300 | | | 14.100 | (68) |
| | | | |  | 6.00 | 8.70 | 8.80 | 8.50 | 8.70 | 8.60 | 8.70 | 8.675 | | | 14.675 | (36) |
| | | Total 86.550 | | | | | | | | | | | | | | |
| 36 | 195 | BUCUR Adrian | ROU |  | 5.80 | 9.00 | 8.90 | 9.20 | 8.80 | 8.90 | 8.90 | 8.925 | | | 14.725 | (43) |
| | | | |  | 5.10 | 7.30 | 7.80 | 7.20 | 7.60 | 7.30 | 7.50 | 7.425 | | | 12.525 | (73) |
| | | | |  | 6.20 | 8.70 | 8.50 | 8.70 | 8.80 | 8.80 | 8.80 | 8.750 | | | 14.950 | (34) |
| | | | |  | 6.20 | 9.60 | 9.50 | 9.40 | 9.50 | 9.50 | 9.50 | 9.500 | | | 15.700 | (46) |
| | | | |  | 5.90 | 9.10 | 8.80 | 8.80 | 9.00 | 9.10 | 8.60 | 8.925 | | | 14.825 | (53) |
| | | | |  | 5.80 | 8.00 | 7.40 | 8.50 | 7.30 | 8.40 | 8.00 | 7.950 | | | 13.750 | (63) |
| | | Total 86.475 | | | | | | | | | | | | | | |



INDIVIDUAL JUDGES SCORES





































裁判员评分 / NOTES DES JUGES

| Rank | Bib | Name | NOC Code | | A Score | B1 | B2 | B3 | B4 | B5 | B6 | B Score | Pen. | Vault 1 Vault 2 | Total | Rank by App. |
|---------------------|-----|--------------------|----------|---|---------|------|------|------|------|------|------|---------|------|--------------------|--------|--------------------|
| 37 | 246 | PALGEN Sascha | LUX |  | 6.20 | 9.00 | 9.10 | 9.00 | 9.00 | 9.00 | 8.60 | 9.000 | | | 15.200 | (22) |
| | | | |  | 5.30 | 7.80 | 8.00 | 7.80 | 7.50 | 7.60 | 7.60 | 7.700 | | | 13.000 | (68) |
| | | | |  | 5.80 | 8.30 | 8.50 | 8.70 | 8.40 | 8.70 | 8.50 | 8.525 | | | 14.325 | (52) |
| | | | |  | 6.20 | 9.50 | 9.40 | 9.50 | 9.60 | 9.60 | 9.50 | 9.525 | | | 15.725 | (43) |
| | | | |  | 5.60 | 8.40 | 8.70 | 8.50 | 8.70 | 8.60 | 8.80 | 8.625 | | | 14.225 | (65) |
| | | | |  | 5.30 | 8.40 | 8.20 | 8.20 | 8.70 | 8.30 | 8.30 | 8.300 | | | 13.600 | (66) |
| Total 86.075 | | | | | | | | | | | | | | | | |
| 38 | 193 | SELARIU Razvan | ROU |  | 6.40 | 8.90 | 9.20 | 9.10 | 9.10 | 8.90 | 8.90 | 9.000 | | | 15.400 | (16) |
| | | | |  | 5.70 | 8.70 | 8.30 | 8.40 | 8.40 | 8.40 | 8.20 | 8.375 | | | 14.075 | (44) |
| | | | |  | 6.30 | 8.90 | 9.00 | 8.90 | 8.90 | 8.70 | 8.80 | 8.875 | | | 15.175 | (25) |
| | | | |  | 4.60 | 8.50 | 8.10 | 8.20 | 8.60 | 8.70 | 8.30 | 8.400 | 0.1 | | 12.900 | (73) |
| | | | |  | 5.90 | 9.00 | 9.10 | 8.90 | 9.10 | 9.20 | 9.00 | 9.050 | | | 14.950 | (48) |
| | | | |  | 5.90 | 7.40 | 7.80 | 7.80 | 7.60 | 7.40 | 7.50 | 7.575 | | | 13.475 | (70) |
| Total 85.975 | | | | | | | | | | | | | | | | |
| 39 | 221 | SIMPSON Sam | AUS |  | 5.90 | 8.60 | 8.60 | 8.90 | 8.70 | 8.60 | 8.70 | 8.650 | | | 14.550 | (51) |
| | | | |  | 5.70 | 8.40 | 8.10 | 8.30 | 8.20 | 8.50 | 8.30 | 8.300 | | | 14.000 | (47) |
| | | | |  | 5.50 | 8.30 | 8.40 | 8.20 | 8.50 | 8.20 | 8.30 | 8.300 | | | 13.800 | (63) |
| | | | |  | 6.20 | 9.50 | 9.50 | 9.50 | 9.70 | 9.50 | 9.50 | 9.500 | 0.1 | | 15.600 | (56) |
| | | | |  | 5.50 | 8.70 | 8.50 | 8.40 | 9.20 | 9.00 | 8.60 | 8.700 | | | 14.200 | (66) |
| | | | |  | 5.30 | 8.00 | 8.10 | 8.80 | 8.60 | 8.00 | 7.70 | 8.175 | | | 13.475 | (69) |
| Total 85.625 | | | | | | | | | | | | | | | | |
| 40 | 131 | MUNOZ Sergio | ESP |  | 5.80 | 8.70 | 8.80 | 8.90 | 8.60 | 8.90 | 8.70 | 8.775 | | | 14.575 | (50) |
| | | | |  | 5.00 | 7.90 | 7.90 | 7.60 | 7.50 | 7.50 | 7.80 | 7.700 | | | 12.700 | (71) |
| | | | |  | 6.60 | 8.70 | 8.70 | 8.40 | 8.20 | 8.70 | 8.40 | 8.550 | | | 15.150 | (27) |
| | | | |  | 6.60 | 9.60 | 9.50 | 9.50 | 9.40 | 9.50 | 9.50 | 9.500 | | | 16.100 | (25) |
| | | | |  | 4.90 | 8.70 | 9.00 | 8.70 | 9.00 | 8.60 | 8.70 | 8.775 | | | 13.675 | (71) |
| | | | |  | 5.70 | 7.70 | 7.80 | 7.70 | 7.60 | 7.20 | 7.40 | 7.600 | | | 13.300 | (72) |
| Total 85.500 | | | | | | | | | | | | | | | | |
| 41 | 234 | SMITH Louis | GBR |  | 5.40 | 8.40 | 8.00 | 8.20 | 8.40 | 8.20 | 8.60 | 8.300 | | | 13.700 | (70) |
| | | | |  | 6.50 | 8.70 | 9.00 | 8.70 | 8.90 | 9.00 | 8.40 | 8.825 | | | 15.325 | (5) |
| | | | |  | 5.40 | 7.90 | 7.40 | 8.20 | 7.80 | 8.10 | 7.90 | 7.925 | | | 13.325 | (69) |
| | | | |  | 6.20 | 9.40 | 9.40 | 9.10 | 9.20 | 9.30 | 9.20 | 9.275 | 0.1 | | 15.375 | (62) |
| | | | |  | 4.90 | 8.30 | 9.00 | 8.50 | 8.90 | 8.40 | 8.20 | 8.525 | | | 13.425 | (73) |
| | | | |  | 5.50 | 8.90 | 8.80 | 8.70 | 8.70 | 8.50 | 8.10 | 8.675 | | | 14.175 | (56) |
| Total 85.325 | | | | | | | | | | | | | | | | |
| 42 | 229 | GIRALDO Jorge Hugo | COL |  | 5.70 | 8.80 | 8.30 | 8.80 | 8.20 | 8.30 | 8.60 | 8.500 | | | 14.200 | (61) |
| | | | |  | 5.90 | 7.50 | 7.80 | 7.40 | 7.30 | 7.60 | 7.20 | 7.450 | | | 13.350 | (62) |
| | | | |  | 5.50 | 8.30 | 8.40 | 8.40 | 8.50 | 8.80 | 8.50 | 8.450 | | | 13.950 | (60) |
| | | | |  | 6.20 | 9.30 | 8.90 | 8.70 | 9.00 | 8.90 | 9.00 | 8.950 | | | 15.150 | (67) |
| | | | |  | 6.60 | 7.50 | 7.60 | 7.40 | 7.20 | 7.40 | 7.40 | 7.425 | | | 14.025 | (69) |
| | | | |  | 5.70 | 7.90 | 8.30 | 8.60 | 8.80 | 8.10 | 8.10 | 8.275 | | | 13.975 | (58) |
| Total 84.650 | | | | | | | | | | | | | | | | |



INDIVIDUAL JUDGES SCORES





































裁判员评分 / NOTES DES JUGES


| Rank | Bib | Name | NOC Code | | A Score | B1 | B2 | B3 | B4 | B5 | B6 | B Score | Pen. | Vault 1 Vault 2 | Total | Rank by App. | | | |
|------|-----|--------------------|----------|---|---------|------|------|------|------|------|------|---------|--------|--------------------|--------|--------------------|--|--|--|
| 43 | 222 | VAN DAMME Koen | BEL |  | 5.50 | 7.80 | 8.10 | 8.10 | 7.50 | 7.60 | 7.60 | 7.775 | 0.7 | | 12.575 | (76) | | | |
| | | | |  | 6.20 | 8.00 | 8.10 | 7.60 | 8.20 | 7.70 | 8.30 | 8.000 | | 14.200 | (38) | | | | |
| | | | |  | 5.70 | 8.60 | 8.60 | 8.50 | 8.50 | 8.90 | 8.80 | 8.625 | 14.325 | (50) | | | | | |
| | | | | Total 84.625 | | | | | | | | | | | | | | | |
| | | | |  | 5.40 | 9.20 | 9.30 | 8.80 | 9.10 | 9.20 | 9.10 | 9.150 | 0.1 | 14.450 | (72) | | | | |
| | | | |  | 5.80 | 9.00 | 8.80 | 8.50 | 8.50 | 8.90 | 9.20 | 8.800 | 14.600 | (60) | | | | | |
| | | | |  | 5.60 | 8.50 | 9.10 | 9.00 | 9.10 | 8.90 | 8.40 | 8.875 | | 14.475 | (45) | | | | |
| 44 | 232 | SROUR Mohamed | EGY |  | 5.80 | 8.60 | 7.70 | 8.10 | 8.00 | 7.60 | 7.40 | 7.850 | 0.2 | | 13.450 | (73) | | | |
| | | | |  | 4.90 | 8.60 | 8.30 | 8.40 | 8.10 | 8.20 | 8.50 | 8.350 | | 13.250 | (64) | | | | |
| | | | |  | 5.30 | 7.50 | 7.00 | 7.10 | 7.40 | 7.50 | 7.60 | 7.375 | 12.675 | (70) | | | | | |
| | | | | Total 81.200 | | | | | | | | | | | | | | | |
| | | | |  | 7.00 | 8.40 | 8.20 | 8.00 | 8.40 | 8.40 | 8.30 | 8.325 | 15.325 | (63) | | | | | |
| | | | |  | 4.60 | 7.90 | 7.90 | 7.70 | 7.60 | 7.60 | 8.10 | 7.775 | 12.375 | (75) | | | | | |
| | | | |  | 5.00 | 9.30 | 9.20 | 8.90 | 9.30 | 9.10 | 8.90 | 9.125 | | 14.125 | (57) | | | | |
| 45 | 123 | LI Xiaopeng | CHN |  | 5.90 | 9.00 | 9.40 | 9.20 | 9.30 | 9.00 | 9.30 | 9.200 | | | 15.100 | (28) | | | |
| | | | |  | | | | | | | | | | | | | | | |
| | | | |  | 6.10 | 8.50 | 8.80 | 8.60 | 8.70 | 8.70 | 8.80 | 8.700 | 14.800 | (42) | | | | | |
| | | | | Total 78.500 | | | | | | | | | | | | | | | |
| | | | |  | 7.20 | 9.40 | 9.60 | 9.60 | 9.60 | 9.60 | 9.50 | 9.575 | 16.775 | (1) | | | | | |
| | | | |  | 6.90 | 9.60 | 9.40 | 9.60 | 9.40 | 9.60 | 9.50 | 9.525 | 16.425 | (1) | | | | | |
| | | | |  | 6.50 | 9.10 | 8.90 | 9.10 | 8.90 | 8.70 | 8.70 | 8.900 | | 15.400 | (10) | | | | |
| 46 | 124 | XIAO Qin | CHN |  | 5.50 | 9.10 | 9.00 | 9.00 | 8.90 | 8.90 | 9.00 | 8.975 | 0.1 | | 14.375 | (56) | | | |
| | | | |  | 6.40 | 9.80 | 9.50 | 9.60 | 9.60 | 9.60 | 9.60 | 9.600 | | 16.000 | (1) | | | | |
| | | | |  | | | | | | | | | | | | | | | |
| | | | | Total 76.700 | | | | | | | | | | | | | | | |
| | | | |  | 6.20 | 9.50 | 9.60 | 9.50 | 9.50 | 9.60 | 9.50 | 9.525 | 15.725 | (41) | | | | | |
| | | | |  | 6.50 | 9.20 | 8.90 | 9.00 | 8.80 | 8.90 | 9.00 | 8.950 | 15.450 | (28) | | | | | |
| | | | |  | 6.40 | 8.80 | 9.10 | 8.60 | 8.80 | 8.70 | 8.70 | 8.750 | | 15.150 | (18) | | | | |
| 47 | 106 | KASPEROVICH Dmitry | BLR |  | 6.00 | 8.80 | 8.70 | 8.70 | 8.80 | 8.80 | 9.00 | 8.775 | 0.1 | | 14.675 | (44) | | | |
| | | | |  | | | | | | | | | | | | | | | |
| | | | |  | 6.50 | 8.70 | 8.80 | 8.50 | 8.80 | 8.80 | 8.80 | 8.775 | 15.275 | (21) | | | | | |
| | | | | Total 76.225 | | | | | | | | | | | | | | | |
| | | | |  | 7.00 | 9.40 | 9.60 | 9.60 | 9.50 | 9.50 | 9.40 | 9.500 | 16.500 | (8) | | | | | |
| | | | |  | 7.00 | 9.60 | 9.70 | 9.70 | 9.70 | 9.60 | 9.70 | 9.675 | 16.675 | | | | | | |
| | | | |  | 6.50 | 9.10 | 8.70 | 9.10 | 9.00 | 9.00 | 9.00 | 9.025 | | 15.525 | (23) | | | | |
| | | | |  | 5.40 | 8.70 | 8.70 | 9.00 | 8.80 | 9.00 | 8.90 | 8.850 | | 14.250 | (53) | | | | |
| 48 | 176 | NAKASE Takuya | JPN |  | 6.30 | 9.10 | 9.20 | 9.30 | 9.20 | 9.10 | 9.30 | 9.200 | | | 15.500 | (12) | | | |
| | | | |  | 5.20 | 8.70 | 9.00 | 8.90 | 8.80 | 8.80 | 9.00 | 8.875 | 14.075 | (43) | | | | | |
| | | | |  | 6.40 | 8.80 | 8.90 | 8.70 | 8.80 | 9.00 | 9.00 | 8.875 | 15.275 | (20) | | | | | |
| | | | | Total 76.025 | | | | | | | | | | | | | | | |
| | | | |  | 6.60 | 9.10 | 8.90 | 9.40 | 9.20 | 9.20 | 9.00 | 9.125 | 15.725 | (16) | | | | | |
| | | | |  | 6.60 | 9.00 | 8.70 | 8.80 | 9.20 | 8.90 | 8.70 | 8.850 | 15.450 | (8) | | | | | |



INDIVIDUAL JUDGES SCORES































裁判员评分 / NOTES DES JUGES

| Rank | Bib | Name | NOC Code | | A Score | B1 | B2 | B3 | B4 | B5 | B6 | B Score | Pen. | Vault 1 Vault 2 | Total | Rank by App. | | | |
|------|-----|---------------------|----------|---|---------|------|------|------|------|------|------|---------|------|--------------------|--------|--------------|--------|------|--|
| 49 | 153 | NGUYEN Marcel | GER |  | 6.40 | 9.00 | 9.00 | 9.10 | 9.10 | 8.90 | 9.00 | 9.025 | | | 15.425 | (14) | | | |
| | | | |  | | | | | | | | | | | | | | | |
| | | | |  | 5.80 | 9.10 | 9.30 | 8.90 | 9.10 | 9.10 | 8.90 | 9.050 | | | | | 14.850 | (39) | |
| | | | |  | 6.60 | 9.60 | 9.70 | 9.60 | 9.60 | 9.70 | 9.60 | 9.625 | | | | | 16.225 | (16) | |
| | | | |  | 6.50 | 8.40 | 8.50 | 8.20 | 7.70 | 8.70 | 8.40 | 8.375 | | | | | 14.875 | (52) | |
| | | | |  | 5.90 | 8.60 | 8.50 | 8.50 | 8.60 | 8.50 | 8.60 | 8.550 | | | | | 14.450 | (46) | |
| | | Total 75.825 | | | | | | | | | | | | | | | | | |
| 50 | 212 | HAGERTY Joey | USA |  | 6.20 | 9.10 | 9.00 | 9.00 | 9.20 | 9.00 | 9.20 | 9.075 | | | 15.275 | (19) | | | |
| | | | |  | 5.40 | 8.50 | 8.50 | 8.70 | 8.10 | 8.60 | 8.50 | 8.525 | | | | | 13.925 | (49) | |
| | | | |  | 6.20 | 9.60 | 9.50 | 9.50 | 9.50 | 9.50 | 9.50 | 9.500 | | | | | 15.700 | (44) | |
| | | | |  | 6.10 | 9.20 | 9.40 | 9.20 | 9.40 | 9.10 | 9.20 | 9.250 | | | | | 15.350 | (32) | |
| | | | |  | 6.60 | 8.70 | 8.80 | 9.00 | 8.80 | 8.80 | 8.80 | 8.800 | | | | | 15.400 | (11) | |
| | | | |  | | | | | | | | | | | | | | | |
| | | Total 75.650 | | | | | | | | | | | | | | | | | |
| 51 | 215 | SPRING Justin | USA |  | 5.80 | 8.50 | 8.70 | 8.70 | 8.50 | 8.30 | 8.70 | 8.600 | | | 14.400 | (55) | | | |
| | | | |  | | | | | | | | | | | | | | | |
| | | | |  | 5.50 | 8.60 | 8.70 | 8.60 | 8.70 | 8.70 | 8.80 | 8.675 | | | | | 14.175 | (57) | |
| | | | |  | 6.60 | 9.60 | 9.70 | 9.50 | 9.60 | 9.60 | 9.60 | 9.600 | 0.3 | | | | 15.900 | (36) | |
| | | | |  | 6.60 | 9.20 | 9.20 | 9.30 | 9.50 | 9.00 | 9.10 | 9.200 | | | | | 15.800 | (14) | |
| | | | |  | 6.30 | 9.00 | 9.10 | 9.00 | 9.10 | 9.10 | 9.20 | 9.075 | | | | | 15.375 | (12) | |
| | | Total 75.650 | | | | | | | | | | | | | | | | | |
| 52 | 211 | BHAVSAR Raj | USA |  | 5.20 | 9.00 | 8.70 | 9.10 | 9.10 | 8.90 | 8.90 | 8.975 | | | 14.175 | (63) | | | |
| | | | |  | 5.40 | 8.40 | 8.90 | 8.60 | 8.60 | 8.60 | 8.80 | 8.650 | | | | | 14.050 | (45) | |
| | | | |  | 6.50 | 9.00 | 8.80 | 8.90 | 8.80 | 8.50 | 8.80 | 8.825 | | | | | 15.325 | (16) | |
| | | | |  | 6.60 | 9.50 | 9.60 | 9.60 | 9.70 | 9.40 | 9.60 | 9.575 | | | | | 16.175 | (23) | |
| | | | |  | 6.50 | 9.00 | 9.30 | 9.30 | 9.10 | 9.10 | 8.60 | 9.125 | | | | | 15.625 | (19) | |
| | | | |  | | | | | | | | | | | | | | | |
| | | Total 75.350 | | | | | | | | | | | | | | | | | |
| 53 | 154 | SPIRIDONOV Evgenij | GER |  | 6.00 | 9.00 | 9.00 | 9.20 | 8.90 | 9.10 | 9.00 | 9.025 | | | 15.025 | (29) | | | |
| | | | |  | 5.70 | 8.70 | 9.00 | 8.70 | 8.70 | 8.80 | 8.90 | 8.775 | | | | | 14.475 | (29) | |
| | | | |  | 6.20 | 9.40 | 9.60 | 9.50 | 9.50 | 9.40 | 9.40 | 9.450 | | | | | 15.650 | (50) | |
| | | | |  | 6.10 | 9.40 | 9.40 | 9.30 | 9.40 | 9.30 | 9.10 | 9.350 | | | | | 15.450 | (25) | |
| | | | |  | 5.70 | 8.70 | 8.50 | 8.80 | 8.80 | 8.70 | 8.60 | 8.700 | | | | | 14.400 | (48) | |
| | | | |  | | | | | | | | | | | | | | | |
| | | Total 75.000 | | | | | | | | | | | | | | | | | |
| 54 | 112 | KIKUCHI David | CAN |  | | | | | | | | | | | | | | | |
| | | | |  | 5.20 | 8.80 | 9.10 | 9.00 | 8.20 | 9.10 | 9.00 | 8.975 | | | | | 14.175 | (39) | |
| | | | |  | 6.50 | 8.60 | 8.70 | 8.60 | 8.80 | 8.70 | 8.90 | 8.700 | | | | | 15.200 | (23) | |
| | | | |  | 6.20 | 9.40 | 9.40 | 9.20 | 9.60 | 9.30 | 9.40 | 9.375 | | | | | 15.575 | (57) | |
| | | | |  | 6.20 | 9.10 | 9.00 | 8.80 | 8.80 | 9.20 | 8.90 | 8.950 | | | | | 15.150 | (42) | |
| | | | |  | 5.30 | 9.10 | 8.70 | 9.00 | 8.60 | 9.10 | 8.80 | 8.900 | | | | | 14.200 | (55) | |
| | | Total 74.300 | | | | | | | | | | | | | | | | | |



INDIVIDUAL JUDGES SCORES





































裁判员评分 / NOTES DES JUGES

| Rank | Bib | Name | NOC Code | | A Score | B1 | B2 | B3 | B4 | B5 | B6 | B Score | Pen. | Vault 1 Vault 2 | Total | Rank by App. |
|---------------------|-----|--------------------|----------|---|---------|------|------|------|------|------|------|---------|------|--------------------|--------|--------------------|
| 55 | 132 | SAN MIGUEL Ivan | ESP |  | 5.10 | 8.90 | 9.00 | 8.40 | 8.00 | 8.40 | 9.00 | 8.675 | | | 13.775 | (55) |
| | | | |  | 6.60 | 8.60 | 8.40 | 8.40 | 8.80 | 8.70 | 8.70 | 8.600 | | | 15.200 | (24) |
| | | | |  | 6.60 | 9.10 | 9.50 | 9.60 | 9.40 | 9.40 | 9.50 | 9.450 | | | 16.050 | (29) |
| | | | |  | 5.60 | 8.80 | 8.90 | 8.70 | 8.70 | 8.70 | 9.10 | 8.775 | | | 14.375 | (64) |
| | | | |  | 5.60 | 9.30 | 8.80 | 8.90 | 8.70 | 9.00 | 9.00 | 8.925 | | | 14.525 | (42) |
| | | | | Total 73.925 | | | | | | | | | | | | |
| 56 | 156 | JUCKEL Robert | GER |  | 5.90 | 8.70 | 9.00 | 9.00 | 8.90 | 9.00 | 8.90 | 8.950 | | | 14.850 | (39) |
| | | | |  | 5.90 | 8.90 | 8.90 | 9.00 | 8.90 | 9.00 | 9.10 | 8.950 | | | 14.850 | (16) |
| | | | |  | 6.00 | 8.30 | 8.10 | 8.40 | 8.50 | 8.50 | 8.60 | 8.425 | | | 14.425 | (46) |
| | | | |  | 6.60 | 8.90 | 8.90 | 8.80 | 8.60 | 8.70 | 8.60 | 8.750 | 0.3 | | 15.050 | (70) |
| | | | |  | 6.00 | 8.50 | 8.70 | 8.70 | 8.90 | 8.70 | 9.10 | 8.750 | | | 14.750 | (31) |
| | | | | Total 73.925 | | | | | | | | | | | | |
| 57 | 206 | GOLOTSUTSKOV Anton | RUS |  | 6.50 | 9.00 | 9.20 | 9.30 | 9.00 | 9.00 | 9.20 | 9.100 | | | 15.600 | (7) |
| | | | |  | 5.50 | 7.30 | 7.00 | 6.50 | 6.80 | 6.40 | 7.00 | 6.825 | | | 12.325 | (76) |
| | | | |  | 6.40 | 8.80 | 8.90 | 8.60 | 8.40 | 8.60 | 8.70 | 8.675 | | | 15.075 | (30) |
| | | | |  | 7.00 | 9.60 | 9.60 | 9.60 | 9.50 | 9.50 | 9.50 | 9.550 | | 16.550 | 16.550 | (6) |
| | | | |  | 7.00 | 9.60 | 9.60 | 9.70 | 9.60 | 9.60 | 9.60 | 9.600 | | 16.600 | | |
| | | | |  | 5.80 | 8.30 | 8.60 | 8.60 | 8.70 | 8.40 | 8.40 | 8.500 | | | 14.300 | (51) |
| Total 73.850 | | | | | | | | | | | | | | | | |
| 58 | 133 | CARBALLO Manuel | ESP |  | 5.60 | 9.00 | 8.90 | 9.10 | 9.20 | 8.70 | 9.20 | 9.050 | | | 14.650 | (45) |
| | | | |  | 5.60 | 9.10 | 8.90 | 8.70 | 8.50 | 8.90 | 9.00 | 8.875 | | | 14.475 | (28) |
| | | | |  | 6.40 | 8.30 | 8.60 | 8.40 | 8.60 | 8.50 | 8.50 | 8.500 | | | 14.900 | (37) |
| | | | |  | 6.00 | 9.30 | 9.30 | 9.30 | 9.20 | 9.30 | 9.20 | 9.275 | | | 15.275 | (36) |
| | | | |  | 5.90 | 6.90 | 7.00 | 7.50 | 7.50 | 7.00 | 7.00 | 7.125 | | | 13.025 | (74) |
| | | | | Total 72.325 | | | | | | | | | | | | |
| 59 | 164 | COPPOLINO Andrea | ITA |  | 5.00 | 8.90 | 8.90 | 9.20 | 9.10 | 8.70 | 9.20 | 9.025 | | | 14.025 | (67) |
| | | | |  | 4.70 | 8.30 | 8.30 | 7.20 | 7.90 | 8.40 | 8.40 | 8.225 | | | 12.925 | (69) |
| | | | |  | 6.80 | 9.20 | 9.20 | 9.30 | 9.20 | 9.10 | 9.10 | 9.175 | | | 15.975 | (6) |
| | | | |  | 5.40 | 9.50 | 9.40 | 9.30 | 9.40 | 9.40 | 9.50 | 9.425 | | | 14.825 | (71) |
| | | | |  | 4.90 | 8.70 | 9.00 | 8.70 | 8.90 | 8.70 | 8.80 | 8.775 | | | 13.675 | (72) |
| | | | | Total 71.425 | | | | | | | | | | | | |
| 60 | 204 | KRYUKOV Nikolay | RUS |  | 6.00 | 9.00 | 8.80 | 8.70 | 8.90 | 9.10 | 8.50 | 8.850 | | | 14.850 | (17) |
| | | | |  | 6.60 | 9.60 | 9.60 | 9.60 | 9.60 | 9.60 | 9.60 | 9.600 | | | 16.200 | (20) |
| | | | |  | 6.80 | 9.50 | 9.30 | 9.40 | 9.20 | 9.40 | 9.40 | 9.375 | | | 16.175 | (2) |
| | | | |  | 6.10 | 8.90 | 9.20 | 9.00 | 8.90 | 8.90 | 9.00 | 8.950 | | | 15.050 | (20) |
| | | | | Total 62.275 | | | | | | | | | | | | |



INDIVIDUAL JUDGES SCORES

































裁判员评分 / NOTES DES JUGES

| Rank | Bib | Name | NOC Code | | A Score | B1 | B2 | B3 | B4 | B5 | B6 | B Score | Pen. | Vault 1 Vault 2 | Total | Rank by App. |
|------|-----|---------------------|----------|---|---------|------|------|------|------|------|------|---------|--------|--------------------|-------|--------------|
| 61 | 172 | KASHIMA Takehiro | JPN |  | | | | | | | | | | | | |
| | | | |  | 6.30 | 8.10 | 7.90 | 8.40 | 8.20 | 8.10 | 8.10 | 8.125 | | 14.425 | (33) | |
| | | | |  | | | | | | | | | | | | |
| | | | |  | 6.60 | 9.40 | 9.40 | 9.40 | 9.40 | 9.30 | 9.30 | 9.375 | | 15.975 | (33) | |
| | | | |  | 6.30 | 9.30 | 9.10 | 9.30 | 9.30 | 9.30 | 8.90 | 9.250 | | 15.550 | (21) | |
| | | Total 61.100 | |  | 6.00 | 9.20 | 9.10 | 9.10 | 9.10 | 9.20 | 9.20 | 9.150 | | 15.150 | (17) | |
| 62 | 181 | KIM Jihoon | KOR |  | | | | | | | | | | | | |
| | | | |  | 6.00 | 8.90 | 9.00 | 9.00 | 8.80 | 9.00 | 9.00 | 8.975 | | 14.975 | (30) | |
| | | | |  | 6.10 | 9.30 | 9.10 | 9.10 | 9.00 | 9.00 | 9.10 | 9.075 | | 15.175 | (9) | |
| | | | |  | | | | | | | | | | | | |
| | | | |  | 6.20 | 9.40 | 9.50 | 9.60 | 9.50 | 9.40 | 9.40 | 9.450 | | 15.650 | (50) | |
| | | Total 60.325 | |  | 6.30 | 8.20 | 7.80 | 8.20 | 8.30 | 8.40 | 8.20 | 8.225 | | 14.525 | (44) | |
| 63 | 113 | SHEWFELT Kyle | CAN |  | | | | | | | | | | | | |
| | | | |  | 6.50 | 8.90 | 9.30 | 9.00 | 9.00 | 8.90 | 9.20 | 9.025 | | 15.525 | (11) | |
| | | | |  | 5.00 | 9.00 | 8.70 | 9.10 | 8.90 | 9.00 | 8.80 | 8.925 | | 13.925 | (62) | |
| | | | |  | 6.60 | 9.70 | 9.80 | 9.80 | 9.70 | 9.80 | 9.70 | 9.750 | 16.350 | 16.350 | (12) | |
| | | | |  | 6.20 | 9.60 | 9.50 | 9.60 | 9.50 | 9.50 | 9.60 | 9.550 | 15.750 | | | |
| | | Total 60.050 | |  | 5.30 | 9.10 | 8.90 | 8.90 | 9.00 | 9.00 | 8.70 | 8.950 | | 14.250 | (52) | |
| 64 | 161 | ANGIOLETTI Matteo | ITA |  | | | | | | | | | | | | |
| | | | |  | 5.50 | 8.70 | 8.70 | 9.00 | 9.10 | 8.80 | 8.90 | 8.850 | 0.1 | 14.250 | (60) | |
| | | | |  | 6.70 | 8.90 | 9.10 | 9.10 | 9.00 | 8.70 | 8.60 | 8.925 | | 15.625 | (10) | |
| | | | |  | 7.00 | 9.50 | 9.50 | 9.60 | 9.40 | 9.50 | 9.50 | 9.500 | 16.500 | 16.500 | (10) | |
| | | | |  | 6.60 | 8.50 | 8.80 | 8.60 | 8.70 | 8.80 | 8.60 | 8.675 | 15.275 | | | |
| | | Total 59.950 | |  | 4.70 | 8.80 | 8.80 | 9.00 | 8.50 | 8.90 | 9.00 | 8.875 | | 13.575 | (67) | |
| 65 | 111 | GOLDING Grant | CAN |  | | | | | | | | | | | | |
| | | | |  | 5.90 | 9.10 | 8.90 | 8.90 | 8.90 | 8.90 | 9.20 | 8.950 | | 14.850 | (38) | |
| | | | |  | 5.40 | 8.70 | 8.70 | 8.60 | 8.40 | 8.90 | 9.00 | 8.725 | | 14.125 | (40) | |
| | | | |  | 6.30 | 8.80 | 9.00 | 8.80 | 9.10 | 9.00 | 9.10 | 8.975 | | 15.275 | (19) | |
| | | | |  | | | | | | | | | | | | |
| | | Total 59.700 | |  | 6.40 | 9.20 | 9.10 | 9.10 | 8.80 | 8.80 | 9.30 | 9.050 | | 15.450 | (27) | |
| 66 | 134 | BOTELLA Isaac | ESP |  | | | | | | | | | | | | |
| | | | |  | 6.30 | 8.70 | 8.80 | 8.70 | 8.60 | 8.40 | 8.70 | 8.675 | | 14.975 | (33) | |
| | | | |  | 4.90 | 9.00 | 8.80 | 8.10 | 8.50 | 8.60 | 8.90 | 8.700 | | 13.600 | (59) | |
| | | | |  | 6.30 | 8.80 | 8.80 | 8.30 | 8.40 | 8.70 | 8.50 | 8.600 | | 14.900 | (36) | |
| | | | |  | 6.60 | 9.40 | 9.50 | 9.60 | 9.40 | 9.50 | 9.40 | 9.450 | 16.050 | 16.050 | (28) | |
| | | Total 59.525 | |  | 6.60 | 9.50 | 9.50 | 9.50 | 9.50 | 9.30 | 9.50 | 9.500 | 16.100 | | | |

































INDIVIDUAL JUDGES SCORES

裁判员评分 / NOTES DES JUGES

| Rank | Bib | Name | NOC Code | | A Score | B1 | B2 | B3 | B4 | B5 | B6 | B Score | Pen. | Vault 1 Vault 2 | Total | Rank by App. |
|------|-----|---------------------|----------|---|---------|------|------|------|------|------|------|---------|------|--------------------|--------|--------------|
| 67 | 136 | DEFERR Gervasio | ESP |  | 6.50 | 9.30 | 9.40 | 9.20 | 9.30 | 9.30 | 9.40 | 9.325 | | | 15.825 | (3) |
| | | Total 59.225 | |  | | | | | | | | | | | | |
| | | | |  | 6.60 | 8.70 | 8.50 | 8.50 | 8.50 | 8.70 | 8.60 | 8.575 | 0.1 | | 15.075 | (69) |
| | | | |  | 5.50 | 9.00 | 9.10 | 9.10 | 9.30 | 9.20 | 9.00 | 9.100 | | | 14.600 | (59) |
| | | | |  | 4.70 | 9.20 | 9.10 | 9.00 | 9.00 | 9.00 | 8.80 | 9.025 | | | 13.725 | (64) |
| 68 | 105 | TSAREVICH Aleksandr | BLR |  | 5.50 | 8.90 | 8.60 | 9.00 | 8.70 | 8.70 | 8.90 | 8.800 | | | 14.300 | (59) |
| | | Total 58.775 | |  | | | | | | | | | | | | |
| | | | |  | 5.80 | 8.50 | 8.70 | 8.90 | 8.50 | 8.50 | 8.90 | 8.650 | | | 14.450 | (32) |
| | | | |  | | | | | | | | | | | | |
| | | | |  | 6.10 | 9.00 | 9.00 | 9.00 | 9.30 | 9.20 | 9.10 | 9.075 | | | 15.175 | (39) |
| | | | |  | 5.80 | 9.10 | 9.10 | 9.00 | 9.20 | 9.00 | 8.80 | 9.050 | | | 14.850 | (25) |
| 69 | 162 | BUSNARI Alberto | ITA |  | 4.50 | 8.80 | 8.90 | 9.10 | 9.10 | 9.00 | 9.10 | 9.025 | | | 13.525 | (72) |
| | | Total 57.650 | |  | | | | | | | | | | | | |
| | | | |  | 6.20 | 9.00 | 8.90 | 8.70 | 9.00 | 9.00 | 8.80 | 8.925 | | | 15.125 | (11) |
| | | | |  | | | | | | | | | | | | |
| | | | |  | 5.50 | 9.30 | 8.90 | 9.00 | 9.10 | 9.20 | 9.20 | 9.125 | | | 14.625 | (58) |
| | | | |  | 5.70 | 8.40 | 8.80 | 9.00 | 9.00 | 8.50 | 8.40 | 8.675 | | | 14.375 | (49) |
| 70 | 103 | KOZLOV Igor | BLR |  | 5.30 | 9.00 | 8.50 | 8.80 | 8.60 | 8.90 | 8.60 | 8.725 | | | 14.025 | (68) |
| | | Total 56.900 | |  | | | | | | | | | | | | |
| | | | |  | 4.20 | 8.70 | 8.70 | 8.30 | 8.30 | 8.50 | 8.40 | 8.475 | | | 12.675 | (72) |
| | | | |  | 6.10 | 8.80 | 8.70 | 8.90 | 8.80 | 8.90 | 8.80 | 8.825 | | | 14.925 | (35) |
| | | | |  | 6.60 | 8.70 | 8.40 | 8.70 | 8.60 | 8.70 | 8.70 | 8.675 | | | 15.275 | (65) |
| | | | |  | 0.00 | 0.00 | 0.00 | 0.00 | 0.00 | 0.00 | 0.00 | 0.000 | | | 0.000 | (76) |
| 71 | 191 | DRAGULESCU Marian | ROU |  | 6.90 | 9.00 | 9.20 | 9.20 | 8.80 | 8.60 | 9.10 | 9.025 | | | 15.925 | (2) |
| | | Total 47.350 | |  | | | | | | | | | | | | |
| | | | |  | 7.00 | 9.70 | 9.60 | 9.70 | 9.60 | 9.60 | 9.60 | 9.625 | | 16.625 | 16.625 | (3) |
| | | | |  | 7.20 | 9.60 | 9.70 | 9.70 | 9.70 | 9.70 | 9.70 | 9.700 | | 16.900 | | |
| | | | |  | 6.40 | 7.90 | 8.60 | 8.80 | 8.50 | 8.20 | 8.30 | 8.400 | | | 14.800 | (29) |
| 72 | 126 | ZOU Kai | CHN |  | 6.70 | 9.10 | 9.10 | 9.10 | 9.10 | 9.00 | 9.20 | 9.100 | 0.1 | | 15.700 | (6) |
| | | Total 47.000 | |  | | | | | | | | | | | | |
| | | | |  | 6.20 | 9.50 | 9.50 | 9.60 | 9.50 | 9.50 | 9.50 | 9.500 | | | 15.700 | (44) |
| | | | |  | 7.00 | 8.40 | 9.00 | 8.50 | 8.70 | 8.60 | 8.60 | 8.600 | | | 15.600 | (5) |





























INDIVIDUAL JUDGES SCORES
裁判员评分 / NOTES DES JUGES


| Rank | Bib | Name | NOC Code | | A Score | B1 | B2 | B3 | B4 | B5 | B6 | B Score | Pen. | Vault 1 Vault 2 | Total | Rank by App. |
|------|-----|---------------------|----------|---|---------|------|------|------|------|------|------|---------|------|--------------------|-------|--------------------|
| 73 | 121 | HUANG Xu | CHN |  | | | | | | | | | | | | |
| | | | |  | 6.00 | 9.60 | 9.30 | 9.30 | 9.30 | 9.30 | 9.30 | 9.300 | | 15.300 | (6) | |
| | | | |  | 6.60 | 8.90 | 8.80 | 8.60 | 8.60 | 8.50 | 8.80 | 8.700 | | 15.300 | (18) | |
| | | | |  | 7.00 | 9.40 | 9.00 | 9.00 | 9.10 | 9.20 | 8.80 | 9.075 | | 16.075 | (7) | |
| | | | |  | | | | | | | | | | | | |
| | | Total 46.675 | | | | | | | | | | | | | | |
| 74 | 115 | O'NEILL Brandon | CAN |  | 2.00 | 1.50 | 1.10 | 1.20 | 1.60 | 1.60 | 1.50 | 1.450 | | 3.450 | (77) | |
| | | | |  | 4.20 | 8.50 | 8.00 | 8.40 | 8.50 | 8.10 | 8.10 | 8.275 | | 12.475 | (75) | |
| | | | |  | 6.60 | 9.00 | 8.90 | 8.80 | 9.00 | 8.90 | 9.00 | 8.950 | 0.4 | 15.150 | (68) | |
| | | | |  | 6.70 | 8.70 | 8.00 | 8.00 | 8.10 | 8.40 | 8.30 | 8.200 | | 14.900 | (51) | |
| | | | |  | 0.00 | 0.00 | 0.00 | 0.00 | 0.00 | 0.00 | 0.00 | 0.000 | | 0.000 | (77) | |
| | | Total 45.975 | | | | | | | | | | | | | | |
| 75 | 155 | ANDERGASSEN Thomas | GER |  | 6.00 | 9.00 | 8.80 | 8.90 | 8.90 | 9.10 | 8.70 | 8.900 | | 14.900 | (15) | |
| | | | |  | 6.60 | 8.80 | 8.90 | 9.00 | 9.00 | 8.60 | 9.10 | 8.925 | | 15.525 | (12) | |
| | | | |  | 5.80 | 9.00 | 8.80 | 9.20 | 8.90 | 8.60 | 8.80 | 8.875 | | 14.675 | (57) | |
| | | | |  | | | | | | | | | | | | |
| | | | |  | | | | | | | | | | | | |
| | | Total 45.100 | | | | | | | | | | | | | | |
| 76 | 216 | TAN Kai Wen | USA |  | 5.50 | 8.70 | 8.80 | 8.40 | 8.70 | 8.60 | 8.30 | 8.600 | | 14.100 | (41) | |
| | | | |  | 7.20 | 8.30 | 8.60 | 8.20 | 8.50 | 8.70 | 8.90 | 8.525 | | 15.725 | (9) | |
| | | | |  | 5.60 | 9.00 | 8.90 | 8.80 | 8.70 | 8.70 | 8.90 | 8.825 | | 14.425 | (47) | |
| | | | |  | | | | | | | | | | | | |
| | | | |  | | | | | | | | | | | | |
| | | Total 44.250 | | | | | | | | | | | | | | |
| 77 | 163 | CASSINA Igor | ITA |  | 5.00 | 9.00 | 8.80 | 9.00 | 8.60 | 8.80 | 8.20 | 8.800 | | 13.800 | (52) | |
| | | | |  | 0.00 | 0.00 | 0.00 | 0.00 | 0.00 | 0.00 | 0.00 | 0.000 | | 0.000 | (75) | |
| | | | |  | 4.80 | 9.50 | 9.40 | 9.40 | 9.10 | 9.20 | 9.30 | 9.325 | | 14.125 | (67) | |
| | | | |  | 6.80 | 9.00 | 9.40 | 9.20 | 9.20 | 9.00 | 9.40 | 9.200 | | 16.000 | (2) | |
| | | | |  | | | | | | | | | | | | |
| | | Total 43.925 | | | | | | | | | | | | | | |
| 78 | 196 | STANESCU Robert | ROU |  | 4.90 | 8.20 | 8.30 | 7.70 | 8.20 | 8.00 | 7.70 | 8.025 | | 12.925 | (70) | |
| | | | |  | 7.00 | 8.50 | 9.00 | 8.60 | 8.90 | 8.80 | 8.70 | 8.750 | | 15.750 | (8) | |
| | | | |  | 6.30 | 8.90 | 8.80 | 8.90 | 8.90 | 8.90 | 8.90 | 8.900 | | 15.200 | (38) | |
| | | | |  | | | | | | | | | | | | |
| | | | |  | | | | | | | | | | | | |
| | | Total 43.875 | | | | | | | | | | | | | | |







































INDIVIDUAL JUDGES SCORES

裁判员评分 / NOTES DES JUGES

| Rank | Bib | Name | NOC Code | | A Score | B1 | B2 | B3 | B4 | B5 | B6 | B Score | Pen. | Vault 1 Vault 2 | Total | Rank by App. | | | |
|------|-----|--------------------|----------|---|---------|------|------|------|------|------|------|---------|------|--------------------|--------|-----------------|--------|------|--|
| 79 | 201 | PLUZHNIKOV K. | RUS |  | 5.50 | 9.10 | 8.70 | 9.10 | 8.90 | 9.00 | 8.80 | 8.950 | | | 14.450 | (53) | | | |
| | | | |  | 6.20 | 8.00 | 8.10 | 8.00 | 7.90 | 8.20 | 8.30 | 8.075 | | | 14.275 | (53) | | | |
| | | | | Total 43.675 | | | | | | | | | | | | | | | |
| | | | |  | 6.10 | 9.00 | 8.80 | 8.60 | 8.60 | 9.00 | 9.20 | 8.850 | | | | | 14.950 | (49) | |
| | | | |  | | | | | | | | | | | | | | | |
| 80 | 144 | PINHEIRO RODRIGUES | FRA |  | 5.80 | 8.30 | 8.30 | 8.60 | 8.50 | 8.40 | 8.40 | 8.400 | | | 14.200 | (62) | | | |
| | | | |  | 5.00 | 8.30 | 8.60 | 8.70 | 8.30 | 8.20 | 8.40 | 8.400 | | | 13.400 | (61) | | | |
| | | | |  | 7.20 | 9.00 | 8.50 | 8.80 | 8.50 | 8.40 | 8.60 | 8.600 | | | 15.800 | (7) | | | |
| | | | | Total 43.400 | | | | | | | | | | | | | | | |
| | | | |  | | | | | | | | | | | | | | | |
| 81 | 267 | AL-HARAZI Nashwan | YEM |  | 5.50 | 7.70 | 8.10 | 7.90 | 7.80 | 7.80 | 7.90 | 7.850 | 0.1 | | 13.250 | (75) | | | |
| | | | |  | 5.20 | 7.40 | 7.50 | 7.50 | 7.00 | 7.10 | 7.30 | 7.325 | | | 12.525 | (74) | | | |
| | | | |  | 6.20 | 9.30 | 9.30 | 9.10 | 9.10 | 9.20 | 9.20 | 9.200 | | 15.400 | 15.400 | (61) | | | |
| | | | | Total 41.175 | | | | | | | | | | | | | | | |
| | | | |  | 6.20 | 8.90 | 8.70 | 9.00 | 9.20 | 8.50 | 9.00 | 8.900 | | 15.100 | | | | | |
| 82 | 244 | GAL Robert | HUN |  | 5.30 | 8.50 | 8.20 | 9.00 | 8.50 | 8.20 | 8.50 | 8.425 | 0.3 | | 13.425 | (74) | | | |
| | | | |  | 5.00 | 8.50 | 8.40 | 7.80 | 8.10 | 8.30 | 8.10 | 8.225 | | | 13.225 | (65) | | | |
| | | | |  | | | | | | | | | | | | | | | |
| | | | |  | 5.00 | 8.00 | 7.40 | 7.60 | 8.00 | 8.00 | 8.40 | 7.900 | | | 12.900 | (74) | | | |
| | | | |  | | | | | | | | | | | | | | | |
| 83 | 223 | HYPOLITO Diego | BRA |  | 6.60 | 9.20 | 9.40 | 9.30 | 9.60 | 9.40 | 9.30 | 9.350 | | | 15.950 | (1) | | | |
| | | | |  | | | | | | | | | | | | | | | |
| | | | |  | 6.60 | 9.50 | 9.40 | 9.60 | 9.50 | 9.50 | 9.50 | 9.500 | | | 16.100 | (25) | | | |
| | | | | Total 32.050 | | | | | | | | | | | | | | | |
| | | | |  | | | | | | | | | | | | | | | |
| 84 | 143 | CUCHERAT Yann | FRA |  | | | | | | | | | | | | | | | |
| | | | |  | | | | | | | | | | | | | | | |
| | | | |  | | | | | | | | | | | | | | | |
| | | | |  | 6.80 | 9.30 | 9.10 | 9.20 | 9.20 | 9.30 | 9.00 | 9.200 | | | 16.000 | (12) | | | |
| | | | |  | 6.90 | 8.90 | 8.80 | 9.10 | 9.00 | 8.70 | 9.30 | 8.950 | | | 15.850 | (3) | | | |





















INDIVIDUAL JUDGES SCORES
裁判员评分 / NOTES DES JUGES


| Rank | Bib | Name | NOC Code | | A Score | B1 | B2 | B3 | B4 | B5 | B6 | B Score | Pen. | Vault 1 Vault 2 | Total | Rank by App. | | | |
|------|-----|---------------------|----------|---|---------|------|------|------|------|------|------|---------|------|--------------------|--------|--------------|--------|------|--|
| 85 | 184 | YOO Wonchul | KOR |  | | | | | | | | | | | | | | | |
| | | | |  | | | | | | | | | | | | | | | |
| | | | |  | 6.80 | 8.50 | 8.90 | 8.80 | 8.90 | 8.60 | 8.80 | 8.775 | | | | | 15.575 | (11) | |
| | | | |  | | | | | | | | | | | | | | | |
| | | | |  | 7.00 | 9.20 | 8.90 | 9.30 | 9.20 | 9.20 | 9.00 | 9.150 | | | | | 16.150 | (4) | |
| | | Total 31.725 | |  | | | | | | | | | | | | | | | |
| 86 | 174 | OKIGUCHI Makoto | JPN |  | | | | | | | | | | | | | | | |
| | | | |  | | | | | | | | | | | | | | | |
| | | | |  | 6.50 | 8.80 | 8.90 | 8.70 | 8.70 | 8.60 | 8.90 | 8.775 | | | | | 15.275 | (20) | |
| | | | |  | | | | | | | | | | | | | | | |
| | | | |  | 6.20 | 9.60 | 9.70 | 9.60 | 9.50 | 9.50 | 9.50 | 9.550 | | | | | 15.750 | (40) | |
| | | Total 31.025 | |  | | | | | | | | | | | | | | | |
| 87 | 230 | UDE Filip | CRO |  | | | | | | | | | | | | | | | |
| | | | |  | | | | | | | | | | | | | | | |
| | | | |  | 6.10 | 8.90 | 8.70 | 8.90 | 8.70 | 8.30 | 8.80 | 8.775 | 0.1 | | | | 14.775 | (41) | |
| | | | |  | | | | | | | | | | | | | | | |
| | | | |  | 6.40 | 8.90 | 9.20 | 9.10 | 8.40 | 9.20 | 9.10 | 9.075 | | | | | 15.475 | (3) | |
| | | Total 30.250 | |  | | | | | | | | | | | | | | | |
| 88 | 239 | MARAS Vlasios | GRE |  | | | | | | | | | | | | | | | |
| | | | |  | | | | | | | | | | | | | | | |
| | | | |  | | | | | | | | | | | | | | | |
| | | | |  | 6.60 | 9.40 | 9.50 | 9.50 | 9.40 | 9.30 | 9.40 | 9.425 | 0.1 | 15.925 | 15.925 | (35) | | | |
| | | | |  | 7.00 | 9.40 | 8.90 | 9.20 | 8.90 | 9.00 | 9.10 | 9.050 | | 16.050 | | | | | |
| | | Total 29.900 | |  | | | | | | | | | | | | | | | |
| 89 | 260 | GONCHAROV Valeriy | UKR |  | | | | | | | | | | | | | | | |
| | | | |  | | | | | | | | | | | | | | | |
| | | | |  | | | | | | | | | | | | | | | |
| | | | |  | 6.80 | 9.40 | 9.10 | 9.20 | 8.70 | 9.20 | 9.30 | 9.200 | | | | | 16.000 | (11) | |
| | | | |  | 5.90 | 7.90 | 8.00 | 8.00 | 8.00 | 7.90 | 7.70 | 7.950 | | | | | 13.850 | (62) | |
| | | Total 29.850 | |  | | | | | | | | | | | | | | | |
| 90 | 238 | GIORGADZE Iliia | GEO |  | | | | | | | | | | | | | | | |
| | | | |  | | | | | | | | | | | | | | | |
| | | | |  | 6.10 | 8.90 | 8.40 | 8.90 | 8.60 | 8.00 | 8.60 | 8.625 | 0.1 | | | | 14.625 | (46) | |
| | | | |  | | | | | | | | | | | | | | | |
| | | | |  | 6.10 | 9.10 | 9.10 | 9.20 | 8.50 | 8.80 | 9.20 | 9.050 | | | | | 15.150 | (41) | |
| | | Total 29.775 | |  | | | | | | | | | | | | | | | |















INDIVIDUAL JUDGES SCORES

裁判员评分 / NOTES DES JUGES







| Rank | Bib | Name | NOC Code | | A Score | B1 | B2 | B3 | B4 | B5 | B6 | B Score | Pen. | Vault 1 Vault 2 | Total | Rank by App. |
|------|-----|---------------------|----------|---|---------|------|------|------|------|------|------|---------|------|--------------------|--------|--------------------|
| 91 | 256 | SCHARER Christoph | SUI |  | 5.30 | 7.90 | 7.80 | 7.90 | 7.60 | 7.80 | 7.90 | 7.850 | | | 13.150 | (66) |
| | | Total 28.500 | |  | | | | | | | | | | | | |
| | | | |  | 6.80 | 8.10 | 8.40 | 8.80 | 8.80 | 8.40 | 8.60 | 8.550 | | | 15.350 | (14) |
| 92 | 104 | IGNATOVICH Aleksei | BLR |  | 6.10 | 8.90 | 8.90 | 9.00 | 9.10 | 8.80 | 9.10 | 8.975 | | | 15.075 | (12) |
| | | Total 28.075 | |  | | | | | | | | | | | | |
| | | | |  | 0.00 | 0.00 | 0.00 | 0.00 | 0.00 | 0.00 | 0.00 | 0.000 | | | 0.000 | (71) |
| | | | |  | 0.00 | 0.00 | 0.00 | 0.00 | 0.00 | 0.00 | 0.00 | 0.000 | | | 0.000 | (74) |
| | | | |  | 5.40 | 7.80 | 7.90 | 7.50 | 7.70 | 7.30 | 7.40 | 7.600 | | | 13.000 | (75) |
| 93 | 231 | KONECNY Martin | CZE |  | 5.00 | 8.80 | 8.70 | 8.50 | 8.20 | 8.80 | 8.60 | 8.650 | | | 13.650 | (58) |
| | | Total 26.775 | |  | | | | | | | | | | | | |
| | | | |  | 6.40 | 6.60 | 7.00 | 6.50 | 6.80 | 7.00 | 6.50 | 6.725 | | | 13.125 | (73) |
| 94 | 248 | BLANIK Leszek | POL |  | 7.00 | 9.60 | 9.70 | 9.80 | 9.70 | 9.70 | 9.70 | 9.700 | | 16.700 | 16.700 | (2) |
| | | Total 16.700 | |  | | | | | | | | | | | | |
| | | | |  | 7.00 | 9.50 | 9.50 | 9.50 | 9.30 | 9.40 | 9.50 | 9.475 | | 16.475 | | |
| 95 | 228 | IOVTCHEV Iordan | BUL |  | 7.30 | 8.80 | 9.10 | 9.00 | 9.20 | 9.00 | 8.80 | 8.975 | | | 16.275 | (2) |
| | | Total 16.275 | |  | | | | | | | | | | | | |
| 96 | 261 | VOROBIOV Oleksandr | UKR |  | 7.20 | 9.00 | 9.30 | 9.10 | 9.00 | 9.00 | 9.10 | 9.050 | | | 16.250 | (3) |
| | | Total 16.250 | |  | | | | | | | | | | | | |




INDIVIDUAL JUDGES SCORES
裁判员评分 / NOTES DES JUGES

| Rank | Bib | Name | NOC Code | | A Score | B1 | B2 | B3 | B4 | B5 | B6 | B Score | Pen. | Vault 1 Vault 2 | Total | Rank by App. |
|------|-----|---------------------|----------|--|---------|------|------|------|------|------|------|---------|------|--------------------|--------|--------------|
| 97 | 254 | PETKOVSEK Mitja | SLO |       | 6.60 | 9.50 | 9.50 | 9.60 | 9.70 | 9.50 | 9.50 | 9.525 | | | 16.125 | (5) |
| | | Total 16.125 | | | | | | | | | | | | | | |
| 98 | 247 | ZONDERLAND Epke | NED |       | 7.10 | 9.00 | 8.50 | 8.40 | 8.50 | 8.70 | 8.90 | 8.650 | | | 15.750 | (4) |
| | | Total 15.750 | | | | | | | | | | | | | | |

Legend:

| | | | | |
|--|--|---|---|--|
| A Difficulty score | App. Apparatus | B1 - B6 Panel "B" judges 1 - 6 | B Panel "B" | Pen Penalty |
|  Floor |  Pommel Horse |  Rings |  Vault |  Parallel Bars |
| | | | |  Horizontal Bar |



INDIVIDUAL JUDGES SCORES

裁判员评分 / NOTES DES JUGES



| Rank | Bib | Name | NOC Code | A Score | B1 CRO | B2 BEL | B3 ROU | B4 NZL | B5 KOR | B6 BUL | B Score | Pen. | Total |
|------|-----|---------------------|----------|---------|--------|--------|--------|--------|--------|--------|---------|------|--------|
| 1 | 223 | HYPOLITO Diego | BRA | 6.60 | 9.20 | 9.40 | 9.30 | 9.60 | 9.40 | 9.30 | 9.350 | | 15.950 |
| 2 | 191 | DRAGULESCU Marian | ROU | 6.90 | 9.00 | 9.20 | 9.20 | 8.80 | 8.60 | 9.10 | 9.025 | | 15.925 |
| 3 | 136 | DEFERR Gervasio | ESP | 6.50 | 9.30 | 9.40 | 9.20 | 9.30 | 9.30 | 9.40 | 9.325 | | 15.825 |
| 4 | 152 | HAMBUECHEN Fabian | GER | 6.50 | 9.00 | 9.40 | 9.30 | 9.40 | 9.20 | 9.30 | 9.300 | | 15.800 |
| 5 | 175 | UCHIMURA Kohei | JPN | 6.50 | 9.20 | 9.20 | 9.20 | 9.30 | 9.30 | 9.20 | 9.225 | | 15.725 |
| 6 | 126 | ZOU Kai | CHN | 6.70 | 9.10 | 9.10 | 9.10 | 9.10 | 9.00 | 9.20 | 9.100 | 0.1 | 15.700 |
| 7 | 206 | GOLOTSUTSKOV Anton | RUS | 6.50 | 9.00 | 9.20 | 9.30 | 9.00 | 9.00 | 9.20 | 9.100 | | 15.600 |
| 8 | 245 | SHATILOV Alexandr | ISR | 6.60 | 9.00 | 8.90 | 9.10 | 9.00 | 8.60 | 9.20 | 9.000 | | 15.600 |
| 9 | 183 | KIM Soomyun | KOR | 6.70 | 8.80 | 8.90 | 8.80 | 9.00 | 9.20 | 8.70 | 8.875 | | 15.575 |
| 10 | 135 | MARTINEZ Rafael | ESP | 6.40 | 9.00 | 9.10 | 9.20 | 9.40 | 9.10 | 9.20 | 9.150 | | 15.550 |
| 11 | 113 | SHEWFELT Kyle | CAN | 6.50 | 8.90 | 9.30 | 9.00 | 9.00 | 8.90 | 9.20 | 9.025 | | 15.525 |
| 12 | 176 | NAKASE Takuya | JPN | 6.30 | 9.10 | 9.20 | 9.30 | 9.20 | 9.10 | 9.30 | 9.200 | | 15.500 |
| 13 | 185 | KIM Daeun | KOR | 6.40 | 9.00 | 9.10 | 9.10 | 9.10 | 9.10 | 9.20 | 9.100 | | 15.500 |
| 14 | 153 | NGUYEN Marcel | GER | 6.40 | 9.00 | 9.00 | 9.10 | 9.10 | 8.90 | 9.00 | 9.025 | | 15.425 |
| 15 | 125 | YANG Wei | CHN | 6.10 | 9.00 | 9.50 | 9.40 | 9.10 | 9.40 | 9.30 | 9.300 | | 15.400 |
| 16 | 193 | SELARIU Razvan | ROU | 6.40 | 8.90 | 9.20 | 9.10 | 9.10 | 8.90 | 8.90 | 9.000 | | 15.400 |
| 17 | 214 | HORTON Jonathan | USA | 6.30 | 9.00 | 9.00 | 9.10 | 9.20 | 9.00 | 9.10 | 9.050 | | 15.350 |
| 18 | 205 | DEVYATOVSKIY Maxim | RUS | 6.00 | 9.40 | 9.10 | 9.30 | 9.30 | 9.40 | 9.20 | 9.300 | | 15.300 |
| 19 | 212 | HAGERTY Joey | USA | 6.20 | 9.10 | 9.00 | 9.00 | 9.20 | 9.00 | 9.20 | 9.075 | | 15.275 |
| 20 | 174 | OKIGUCHI Makoto | JPN | 6.50 | 8.80 | 8.90 | 8.70 | 8.70 | 8.60 | 8.90 | 8.775 | | 15.275 |
| 21 | 116 | GAFUIK Nathan | CAN | 6.30 | 8.60 | 9.00 | 8.80 | 8.90 | 9.00 | 9.00 | 8.925 | | 15.225 |
| 22 | 246 | PALGEN Sascha | LUX | 6.20 | 9.00 | 9.10 | 9.00 | 9.00 | 9.00 | 8.60 | 9.000 | | 15.200 |
| 23 | 171 | TOMITA Hiroyuki | JPN | 6.00 | 9.30 | 9.20 | 9.40 | 9.00 | 8.70 | 9.20 | 9.175 | | 15.175 |
| 24 | 249 | RIVERA RIVERA Luis | PUR | 6.10 | 8.90 | 9.00 | 9.20 | 9.30 | 8.90 | 9.00 | 9.025 | | 15.125 |
| 25 | 141 | BOUHAIL Thomas | FRA | 6.40 | 8.80 | 9.10 | 8.80 | 8.60 | 8.70 | 9.00 | 8.825 | 0.1 | 15.125 |
| 26 | 142 | CARANOBÉ Benoit | FRA | 6.30 | 8.70 | 8.90 | 8.90 | 9.00 | 8.80 | 8.60 | 8.825 | | 15.125 |
| 27 | 192 | KOCZI Flavius | ROU | 6.50 | 8.50 | 8.80 | 8.90 | 8.00 | 8.40 | 8.80 | 8.625 | | 15.125 |
| 28 | 123 | LI Xiaopeng | CHN | 5.90 | 9.00 | 9.40 | 9.20 | 9.30 | 9.00 | 9.30 | 9.200 | | 15.100 |
| 29 | 154 | SPIRIDONOV Evgenij | GER | 6.00 | 9.00 | 9.00 | 9.20 | 8.90 | 9.10 | 9.00 | 9.025 | | 15.025 |
| 30 | 181 | KIM Jihoon | KOR | 6.00 | 8.90 | 9.00 | 9.00 | 8.80 | 9.00 | 9.00 | 8.975 | | 14.975 |
| 31 | 186 | KIM Seungil | KOR | 6.00 | 8.90 | 9.00 | 8.70 | 9.00 | 9.00 | 9.00 | 8.975 | | 14.975 |
| 32 | 202 | KHOROKHORDIN Sergey | RUS | 6.10 | 8.80 | 8.80 | 8.90 | 8.80 | 9.00 | 9.20 | 8.875 | | 14.975 |
| 33 | 134 | BOTELLA Isaac | ESP | 6.30 | 8.70 | 8.80 | 8.70 | 8.60 | 8.40 | 8.70 | 8.675 | | 14.975 |
| 34 | 173 | SAKAMOTO Koki | JPN | 5.70 | 9.20 | 9.10 | 9.20 | 9.40 | 9.40 | 9.20 | 9.250 | | 14.950 |
| 35 | 233 | KEATINGS Daniel | GBR | 5.90 | 9.10 | 8.90 | 8.80 | 9.10 | 9.00 | 9.00 | 9.000 | | 14.900 |
| 36 | 114 | WONG Adam | CAN | 5.90 | 8.90 | 9.00 | 9.00 | 9.40 | 9.00 | 9.00 | 9.000 | | 14.900 |
| 37 | 217 | ARTEMEV Alexander | USA | 5.90 | 8.90 | 9.00 | 8.90 | 8.90 | 9.10 | 9.20 | 8.975 | | 14.875 |
| 38 | 111 | GOLDING Grant | CAN | 5.90 | 9.10 | 8.90 | 8.90 | 8.90 | 8.90 | 9.20 | 8.950 | | 14.850 |
| 39 | 156 | JUCKEL Robert | GER | 5.90 | 8.70 | 9.00 | 9.00 | 8.90 | 9.00 | 8.90 | 8.950 | | 14.850 |
| 40 | 166 | POZZO Enrico | ITA | 6.20 | 8.70 | 8.80 | 8.70 | 8.50 | 8.20 | 8.50 | 8.600 | | 14.800 |
| 41 | 230 | UDE Filip | CRO | 6.10 | 8.90 | 8.70 | 8.90 | 8.70 | 8.30 | 8.80 | 8.775 | 0.1 | 14.775 |
| 42 | 122 | CHEN Yibing | CHN | 5.60 | 9.00 | 8.90 | 9.20 | 9.10 | 9.30 | 9.20 | 9.125 | | 14.725 |
| 43 | 195 | BUCUR Adrian | ROU | 5.80 | 9.00 | 8.90 | 9.20 | 8.80 | 8.90 | 8.90 | 8.925 | | 14.725 |



INDIVIDUAL JUDGES SCORES

裁判员评分 / NOTES DES JUGES




| Rank | Bib | Name | NOC Code | A Score | B1 CRO | B2 BEL | B3 ROU | B4 NZL | B5 KOR | B6 BUL | B Score | Pen. | Total |
|------|-----|---------------------|----------|---------|--------|--------|--------|--------|--------|--------|---------|------|--------|
| 44 | 106 | KASPEROVICH Dmitry | BLR | 6.00 | 8.80 | 8.70 | 8.70 | 8.80 | 8.80 | 9.00 | 8.775 | 0.1 | 14.675 |
| 45 | 133 | CARBALLO Manuel | ESP | 5.60 | 9.00 | 8.90 | 9.10 | 9.20 | 8.70 | 9.20 | 9.050 | | 14.650 |
| 46 | 238 | GIORGADZE Ilia | GEO | 6.10 | 8.90 | 8.40 | 8.90 | 8.60 | 8.00 | 8.60 | 8.625 | 0.1 | 14.625 |
| 47 | 203 | RYAZANOV Yury | RUS | 6.00 | 8.60 | 8.50 | 8.60 | 8.60 | 8.70 | 8.60 | 8.600 | | 14.600 |
| 48 | 145 | SABOT Hamilton | FRA | 5.60 | 8.90 | 8.90 | 9.10 | 8.90 | 9.20 | 9.00 | 8.975 | | 14.575 |
| 49 | 194 | POPESCU Daniel | ROU | 5.70 | 8.90 | 9.00 | 9.10 | 8.80 | 9.00 | 9.00 | 8.975 | 0.1 | 14.575 |
| 50 | 131 | MUNOZ Sergio | ESP | 5.80 | 8.70 | 8.80 | 8.90 | 8.60 | 8.90 | 8.70 | 8.775 | | 14.575 |
| 51 | 221 | SIMPSON Sam | AUS | 5.90 | 8.60 | 8.60 | 8.90 | 8.70 | 8.60 | 8.70 | 8.650 | | 14.550 |
| 52 | 102 | SAVENKOV Denis | BLR | 6.00 | 8.60 | 8.30 | 8.60 | 8.20 | 8.80 | 8.60 | 8.525 | | 14.525 |
| 53 | 201 | PLUZHNIKOV K. | RUS | 5.50 | 9.10 | 8.70 | 9.10 | 8.90 | 9.00 | 8.80 | 8.950 | | 14.450 |
| 54 | 151 | BOY Philipp David | GER | 5.90 | 8.60 | 8.70 | 8.50 | 8.60 | 8.30 | 8.50 | 8.550 | | 14.450 |
| 55 | 215 | SPRING Justin | USA | 5.80 | 8.50 | 8.70 | 8.70 | 8.50 | 8.30 | 8.70 | 8.600 | | 14.400 |
| 56 | 124 | XIAO Qin | CHN | 5.50 | 9.10 | 9.00 | 9.00 | 8.90 | 8.90 | 9.00 | 8.975 | 0.1 | 14.375 |
| 57 | 101 | SAVITSKI Dmitry | BLR | 6.00 | 8.60 | 8.80 | 8.80 | 8.70 | 8.60 | 8.40 | 8.675 | 0.3 | 14.375 |
| 58 | 265 | FOKIN Anton | UZB | 5.80 | 9.10 | 8.70 | 8.70 | 8.80 | 8.60 | 9.10 | 8.825 | 0.3 | 14.325 |
| 59 | 105 | TSAREVICH Aleksandr | BLR | 5.50 | 8.90 | 8.60 | 9.00 | 8.70 | 8.70 | 8.90 | 8.800 | | 14.300 |
| 60 | 161 | ANGIOLETTI Matteo | ITA | 5.50 | 8.70 | 8.70 | 9.00 | 9.10 | 8.80 | 8.90 | 8.850 | 0.1 | 14.250 |
| 61 | 229 | GIRALDO Jorge Hugo | COL | 5.70 | 8.80 | 8.30 | 8.80 | 8.20 | 8.30 | 8.60 | 8.500 | | 14.200 |
| 62 | 144 | PINHEIRO RODRIGUES | FRA | 5.80 | 8.30 | 8.30 | 8.60 | 8.50 | 8.40 | 8.40 | 8.400 | | 14.200 |
| 63 | 211 | BHAVSAR Raj | USA | 5.20 | 9.00 | 8.70 | 9.10 | 9.10 | 8.90 | 8.90 | 8.975 | | 14.175 |
| 64 | 165 | MORANDI Matteo | ITA | 5.40 | 9.00 | 8.60 | 9.10 | 8.80 | 8.30 | 8.70 | 8.775 | | 14.175 |
| 65 | 266 | FUENTES BUSTAMANTE | VEN | 5.50 | 8.70 | 8.50 | 9.10 | 8.50 | 8.70 | 8.70 | 8.650 | | 14.150 |
| 66 | 146 | KARBANENKO Dimitri | FRA | 5.60 | 8.40 | 8.30 | 8.90 | 8.00 | 8.50 | 8.60 | 8.450 | | 14.050 |
| 67 | 164 | COPPOLINO Andrea | ITA | 5.00 | 8.90 | 8.90 | 9.20 | 9.10 | 8.70 | 9.20 | 9.025 | | 14.025 |
| 68 | 103 | KOZLOV Igor | BLR | 5.30 | 9.00 | 8.50 | 8.80 | 8.60 | 8.90 | 8.60 | 8.725 | | 14.025 |
| 69 | 182 | YANG Taeyoung | KOR | 6.10 | 7.90 | 7.30 | 8.00 | 7.60 | 8.50 | 7.90 | 7.850 | 0.1 | 13.850 |
| 70 | 234 | SMITH Louis | GBR | 5.40 | 8.40 | 8.00 | 8.20 | 8.40 | 8.20 | 8.60 | 8.300 | | 13.700 |
| 71 | 255 | CAPELLI Claudio | SUI | 6.20 | 7.80 | 7.40 | 8.00 | 7.80 | 7.60 | 7.60 | 7.700 | 0.3 | 13.600 |
| 72 | 162 | BUSNARI Alberto | ITA | 4.50 | 8.80 | 8.90 | 9.10 | 9.10 | 9.00 | 9.10 | 9.025 | | 13.525 |
| 73 | 232 | SROUR Mohamed | EGY | 5.80 | 8.60 | 7.70 | 8.10 | 8.00 | 7.60 | 7.40 | 7.850 | 0.2 | 13.450 |
| 74 | 244 | GAL Robert | HUN | 5.30 | 8.50 | 8.20 | 9.00 | 8.50 | 8.20 | 8.50 | 8.425 | 0.3 | 13.425 |
| 75 | 267 | AL-HARAZI Nashwan | YEM | 5.50 | 7.70 | 8.10 | 7.90 | 7.80 | 7.80 | 7.90 | 7.850 | 0.1 | 13.250 |
| 76 | 222 | VAN DAMME Koen | BEL | 5.50 | 7.80 | 8.10 | 8.10 | 7.50 | 7.60 | 7.60 | 7.775 | 0.7 | 12.575 |
| 77 | 115 | O'NEILL Brandon | CAN | 2.00 | 1.50 | 1.10 | 1.20 | 1.60 | 1.60 | 1.50 | 1.450 | | 3.450 |

Legend:

A Difficulty score B1 - B6 Panel "B" judges 1 - 6 Pen Penalty

 Floor



INDIVIDUAL JUDGES SCORES

裁判员评分 / NOTES DES JUGES



| Rank | Bib | Name | NOC Code | A Score | B1 CHN | B2 GRE | B3 VEN | B4 EGY | B5 SLO | B6 TPE | B Score | Pen. | Total |
|------|-----|---------------------|----------|---------|--------|--------|--------|--------|--------|--------|---------|------|--------|
| 1 | 124 | XIAO Qin | CHN | 6.40 | 9.80 | 9.50 | 9.60 | 9.60 | 9.60 | 9.60 | 9.600 | | 16.000 |
| 2 | 266 | FUENTES BUSTAMANTE | VEN | 6.50 | 8.80 | 9.10 | 9.20 | 8.80 | 9.00 | 9.20 | 9.025 | | 15.525 |
| 3 | 230 | UDE Filip | CRO | 6.40 | 8.90 | 9.20 | 9.10 | 8.40 | 9.20 | 9.10 | 9.075 | | 15.475 |
| 4 | 125 | YANG Wei | CHN | 6.10 | 9.40 | 9.20 | 9.20 | 9.40 | 9.30 | 9.50 | 9.325 | | 15.425 |
| 5 | 234 | SMITH Louis | GBR | 6.50 | 8.70 | 9.00 | 8.70 | 8.90 | 9.00 | 8.40 | 8.825 | | 15.325 |
| 6 | 121 | HUANG Xu | CHN | 6.00 | 9.60 | 9.30 | 9.30 | 9.30 | 9.30 | 9.30 | 9.300 | | 15.300 |
| 7 | 217 | ARTEMEV Alexander | USA | 6.10 | 9.10 | 8.90 | 9.40 | 9.50 | 9.20 | 8.90 | 9.150 | | 15.250 |
| 8 | 171 | TOMITA Hiroyuki | JPN | 6.10 | 9.00 | 9.00 | 9.10 | 9.30 | 8.50 | 9.20 | 9.075 | | 15.175 |
| 9 | 181 | KIM Jihoon | KOR | 6.10 | 9.30 | 9.10 | 9.10 | 9.00 | 9.00 | 9.10 | 9.075 | | 15.175 |
| 10 | 233 | KEATINGS Daniel | GBR | 6.20 | 8.90 | 8.70 | 9.10 | 8.80 | 9.10 | 9.10 | 8.975 | | 15.175 |
| 11 | 162 | BUSNARI Alberto | ITA | 6.20 | 9.00 | 8.90 | 8.70 | 9.00 | 9.00 | 8.80 | 8.925 | | 15.125 |
| 12 | 104 | IGNATOVICH Aleksei | BLR | 6.10 | 8.90 | 8.90 | 9.00 | 9.10 | 8.80 | 9.10 | 8.975 | | 15.075 |
| 13 | 182 | YANG Taeyoung | KOR | 6.00 | 9.00 | 9.00 | 8.90 | 9.00 | 9.00 | 9.00 | 9.000 | | 15.000 |
| 14 | 173 | SAKAMOTO Koki | JPN | 6.00 | 8.90 | 8.80 | 8.80 | 9.00 | 9.00 | 9.30 | 8.925 | | 14.925 |
| 15 | 155 | ANDERGASSEN Thomas | GER | 6.00 | 9.00 | 8.80 | 8.90 | 8.90 | 9.10 | 8.70 | 8.900 | | 14.900 |
| 16 | 156 | JUCKEL Robert | GER | 5.90 | 8.90 | 8.90 | 9.00 | 8.90 | 9.00 | 9.10 | 8.950 | | 14.850 |
| 17 | 204 | KRYUKOV Nikolay | RUS | 6.00 | 9.00 | 8.80 | 8.70 | 8.90 | 9.10 | 8.50 | 8.850 | | 14.850 |
| 18 | 202 | KHOROKHORDIN Sergey | RUS | 5.80 | 8.80 | 9.00 | 9.00 | 9.10 | 8.90 | 9.10 | 9.000 | | 14.800 |
| 19 | 135 | MARTINEZ Rafael | ESP | 6.00 | 8.60 | 8.90 | 8.90 | 8.70 | 8.90 | 8.70 | 8.800 | | 14.800 |
| 20 | 249 | RIVERA RIVERA Luis | PUR | 5.90 | 8.80 | 9.00 | 9.10 | 9.00 | 8.60 | 8.60 | 8.850 | | 14.750 |
| 21 | 185 | KIM Daeun | KOR | 5.80 | 9.10 | 8.80 | 8.80 | 9.00 | 8.80 | 9.10 | 8.925 | | 14.725 |
| 22 | 265 | FOKIN Anton | UZB | 6.00 | 8.40 | 8.90 | 8.70 | 8.70 | 8.90 | 8.60 | 8.725 | | 14.725 |
| 23 | 151 | BOY Philipp David | GER | 5.90 | 8.90 | 8.70 | 8.70 | 8.80 | 8.80 | 8.80 | 8.775 | | 14.675 |
| 24 | 186 | KIM Seungil | KOR | 5.90 | 8.80 | 8.50 | 8.80 | 9.10 | 8.50 | 8.40 | 8.650 | | 14.550 |
| 25 | 101 | SAVITSKI Dmitry | BLR | 5.70 | 8.80 | 9.00 | 8.50 | 8.80 | 8.70 | 9.00 | 8.825 | | 14.525 |
| 26 | 194 | POPESCU Daniel | ROU | 6.10 | 8.40 | 8.40 | 8.40 | 8.40 | 8.40 | 8.70 | 8.400 | | 14.500 |
| 27 | 122 | CHEN Yibing | CHN | 5.20 | 9.50 | 9.10 | 9.10 | 9.50 | 9.00 | 9.40 | 9.275 | | 14.475 |
| 28 | 133 | CARBALLO Manuel | ESP | 5.60 | 9.10 | 8.90 | 8.70 | 8.50 | 8.90 | 9.00 | 8.875 | | 14.475 |
| 29 | 154 | SPIRIDONOV Evgenij | GER | 5.70 | 8.70 | 9.00 | 8.70 | 8.70 | 8.80 | 8.90 | 8.775 | | 14.475 |
| 30 | 255 | CAPELLI Claudio | SUI | 5.80 | 8.80 | 8.60 | 8.40 | 8.30 | 8.90 | 8.90 | 8.675 | | 14.475 |
| 31 | 203 | RYAZANOV Yury | RUS | 5.70 | 8.90 | 8.60 | 8.50 | 8.60 | 8.90 | 8.90 | 8.750 | | 14.450 |
| 32 | 105 | TSAREVICH Aleksandr | BLR | 5.80 | 8.50 | 8.70 | 8.90 | 8.50 | 8.50 | 8.90 | 8.650 | | 14.450 |
| 33 | 172 | KASHIMA Takehiro | JPN | 6.30 | 8.10 | 7.90 | 8.40 | 8.20 | 8.10 | 8.10 | 8.125 | | 14.425 |
| 34 | 192 | KOCZI Flavius | ROU | 6.50 | 7.90 | 8.10 | 7.90 | 7.90 | 7.90 | 7.60 | 7.900 | | 14.400 |
| 35 | 114 | WONG Adam | CAN | 5.50 | 8.90 | 9.00 | 8.80 | 8.80 | 9.00 | 8.80 | 8.875 | | 14.375 |
| 36 | 166 | POZZO Enrico | ITA | 5.50 | 8.90 | 8.90 | 8.70 | 8.50 | 9.00 | 8.80 | 8.825 | | 14.325 |
| 37 | 142 | CARANOBÉ Benoit | FRA | 5.80 | 8.70 | 8.70 | 8.20 | 8.20 | 8.70 | 8.10 | 8.450 | | 14.250 |
| 38 | 222 | VAN DAMME Koen | BEL | 6.20 | 8.00 | 8.10 | 7.60 | 8.20 | 7.70 | 8.30 | 8.000 | | 14.200 |
| 39 | 112 | KIKUCHI David | CAN | 5.20 | 8.80 | 9.10 | 9.00 | 8.20 | 9.10 | 9.00 | 8.975 | | 14.175 |
| 40 | 111 | GOLDING Grant | CAN | 5.40 | 8.70 | 8.70 | 8.60 | 8.40 | 8.90 | 9.00 | 8.725 | | 14.125 |
| 41 | 216 | TAN Kai Wen | USA | 5.50 | 8.70 | 8.80 | 8.40 | 8.70 | 8.60 | 8.30 | 8.600 | | 14.100 |
| 42 | 175 | UCHIMURA Kohei | JPN | 5.90 | 8.10 | 8.30 | 7.90 | 8.20 | 8.40 | 8.20 | 8.200 | | 14.100 |
| 43 | 176 | NAKASE Takuya | JPN | 5.20 | 8.70 | 9.00 | 8.90 | 8.80 | 8.80 | 9.00 | 8.875 | | 14.075 |



INDIVIDUAL JUDGES SCORES

裁判员评分 / NOTES DES JUGES



| Rank | Bib | Name | NOC Code | A Score | B1 CHN | B2 GRE | B3 VEN | B4 EGY | B5 SLO | B6 TPE | B Score | Pen. | Total |
|------|-----|--------------------|----------|---------|--------|--------|--------|--------|--------|--------|---------|------|--------|
| 44 | 193 | SELARIU Razvan | ROU | 5.70 | 8.70 | 8.30 | 8.40 | 8.40 | 8.40 | 8.20 | 8.375 | | 14.075 |
| 45 | 211 | BHAVSAR Raj | USA | 5.40 | 8.40 | 8.90 | 8.60 | 8.60 | 8.60 | 8.80 | 8.650 | | 14.050 |
| 46 | 145 | SABOT Hamilton | FRA | 5.90 | 7.80 | 8.00 | 8.30 | 8.40 | 7.70 | 8.70 | 8.125 | | 14.025 |
| 47 | 221 | SIMPSON Sam | AUS | 5.70 | 8.40 | 8.10 | 8.30 | 8.20 | 8.50 | 8.30 | 8.300 | | 14.000 |
| 48 | 214 | HORTON Jonathan | USA | 5.20 | 8.70 | 8.60 | 8.80 | 8.80 | 8.90 | 8.50 | 8.725 | | 13.925 |
| 49 | 212 | HAGERTY Joey | USA | 5.40 | 8.50 | 8.50 | 8.70 | 8.10 | 8.60 | 8.50 | 8.525 | | 13.925 |
| 50 | 141 | BOUHAIL Thomas | FRA | 5.40 | 8.50 | 8.70 | 8.90 | 8.00 | 8.50 | 8.10 | 8.450 | | 13.850 |
| 51 | 245 | SHATILOV Alexandr | ISR | 5.40 | 8.10 | 8.50 | 8.20 | 8.60 | 8.50 | 8.50 | 8.425 | | 13.825 |
| 52 | 163 | CASSINA Igor | ITA | 5.00 | 9.00 | 8.80 | 9.00 | 8.60 | 8.80 | 8.20 | 8.800 | | 13.800 |
| 53 | 116 | GAFUIK Nathan | CAN | 5.30 | 8.60 | 8.80 | 8.60 | 8.40 | 8.40 | 8.10 | 8.500 | | 13.800 |
| 54 | 183 | KIM Soomyun | KOR | 5.30 | 8.60 | 8.40 | 8.20 | 8.40 | 8.60 | 8.70 | 8.500 | | 13.800 |
| 55 | 132 | SAN MIGUEL Ivan | ESP | 5.10 | 8.90 | 9.00 | 8.40 | 8.00 | 8.40 | 9.00 | 8.675 | | 13.775 |
| 56 | 146 | KARBANENKO Dimitri | FRA | 4.90 | 8.80 | 8.90 | 8.70 | 8.40 | 9.00 | 8.80 | 8.800 | | 13.700 |
| 57 | 165 | MORANDI Matteo | ITA | 5.10 | 8.90 | 8.70 | 8.50 | 8.50 | 8.50 | 8.70 | 8.600 | | 13.700 |
| 58 | 231 | KONECNY Martin | CZE | 5.00 | 8.80 | 8.70 | 8.50 | 8.20 | 8.80 | 8.60 | 8.650 | | 13.650 |
| 59 | 134 | BOTELLA Isaac | ESP | 4.90 | 9.00 | 8.80 | 8.10 | 8.50 | 8.60 | 8.90 | 8.700 | | 13.600 |
| 60 | 102 | SAVENKOV Denis | BLR | 5.00 | 8.40 | 8.50 | 8.40 | 8.60 | 8.90 | 8.60 | 8.525 | | 13.525 |
| 61 | 144 | PINHEIRO RODRIGUES | FRA | 5.00 | 8.30 | 8.60 | 8.70 | 8.30 | 8.20 | 8.40 | 8.400 | | 13.400 |
| 62 | 229 | GIRALDO Jorge Hugo | COL | 5.90 | 7.50 | 7.80 | 7.40 | 7.30 | 7.60 | 7.20 | 7.450 | | 13.350 |
| 63 | 205 | DEVYATOVSKIY Maxim | RUS | 5.30 | 8.10 | 8.20 | 7.80 | 7.90 | 8.20 | 7.60 | 8.000 | | 13.300 |
| 64 | 232 | SROUR Mohamed | EGY | 4.90 | 8.60 | 8.30 | 8.40 | 8.10 | 8.20 | 8.50 | 8.350 | | 13.250 |
| 65 | 244 | GAL Robert | HUN | 5.00 | 8.50 | 8.40 | 7.80 | 8.10 | 8.30 | 8.10 | 8.225 | | 13.225 |
| 66 | 256 | SCHARER Christoph | SUI | 5.30 | 7.90 | 7.80 | 7.90 | 7.60 | 7.80 | 7.90 | 7.850 | | 13.150 |
| 67 | 152 | HAMBUECHEN Fabian | GER | 4.70 | 8.50 | 8.40 | 8.40 | 8.00 | 8.30 | 8.50 | 8.400 | | 13.100 |
| 68 | 246 | PALGEN Sascha | LUX | 5.30 | 7.80 | 8.00 | 7.80 | 7.50 | 7.60 | 7.60 | 7.700 | | 13.000 |
| 69 | 164 | COPPOLINO Andrea | ITA | 4.70 | 8.30 | 8.30 | 7.20 | 7.90 | 8.40 | 8.40 | 8.225 | | 12.925 |
| 70 | 196 | STANESCU Robert | ROU | 4.90 | 8.20 | 8.30 | 7.70 | 8.20 | 8.00 | 7.70 | 8.025 | | 12.925 |
| 71 | 131 | MUNOZ Sergio | ESP | 5.00 | 7.90 | 7.90 | 7.60 | 7.50 | 7.50 | 7.80 | 7.700 | | 12.700 |
| 72 | 103 | KOZLOV Igor | BLR | 4.20 | 8.70 | 8.70 | 8.30 | 8.30 | 8.50 | 8.40 | 8.475 | | 12.675 |
| 73 | 195 | BUCUR Adrian | ROU | 5.10 | 7.30 | 7.80 | 7.20 | 7.60 | 7.30 | 7.50 | 7.425 | | 12.525 |
| 74 | 267 | AL-HARAZI Nashwan | YEM | 5.20 | 7.40 | 7.50 | 7.50 | 7.00 | 7.10 | 7.30 | 7.325 | | 12.525 |
| 75 | 115 | O'NEILL Brandon | CAN | 4.20 | 8.50 | 8.00 | 8.40 | 8.50 | 8.10 | 8.10 | 8.275 | | 12.475 |
| 76 | 206 | GOLOTSUTSKOV Anton | RUS | 5.50 | 7.30 | 7.00 | 6.50 | 6.80 | 6.40 | 7.00 | 6.825 | | 12.325 |

Legend:

A Difficulty score B1 - B6 Panel "B" judges 1 - 6 Pen Penalty



Pommel Horse



INDIVIDUAL JUDGES SCORES

裁判员评分 / NOTES DES JUGES



| Rank | Bib | Name | NOC Code | A Score | B1 FRA | B2 ISR | B3 SUI | B4 GER | B5 ESP | B6 CAN | B Score | Pen. | Total |
|------|-----|---------------------|----------|---------|--------|--------|--------|--------|--------|--------|---------|------|--------|
| 1 | 122 | CHEN Yibing | CHN | 7.30 | 9.20 | 9.10 | 9.20 | 9.30 | 9.20 | 9.40 | 9.225 | | 16.525 |
| 2 | 228 | IOVTCHEV Iordan | BUL | 7.30 | 8.80 | 9.10 | 9.00 | 9.20 | 9.00 | 8.80 | 8.975 | | 16.275 |
| 3 | 261 | VOROBIOV Oleksandr | UKR | 7.20 | 9.00 | 9.30 | 9.10 | 9.00 | 9.00 | 9.10 | 9.050 | | 16.250 |
| 4 | 125 | YANG Wei | CHN | 7.30 | 8.80 | 8.90 | 9.10 | 9.00 | 8.80 | 9.00 | 8.925 | | 16.225 |
| 5 | 165 | MORANDI Matteo | ITA | 7.10 | 8.90 | 8.80 | 9.10 | 9.00 | 8.90 | 8.90 | 8.925 | | 16.025 |
| 6 | 164 | COPPOLINO Andrea | ITA | 6.80 | 9.20 | 9.20 | 9.30 | 9.20 | 9.10 | 9.10 | 9.175 | | 15.975 |
| 7 | 144 | PINHEIRO RODRIGUES | FRA | 7.20 | 9.00 | 8.50 | 8.80 | 8.50 | 8.40 | 8.60 | 8.600 | | 15.800 |
| 8 | 196 | STANESCU Robert | ROU | 7.00 | 8.50 | 9.00 | 8.60 | 8.90 | 8.80 | 8.70 | 8.750 | | 15.750 |
| 9 | 216 | TAN Kai Wen | USA | 7.20 | 8.30 | 8.60 | 8.20 | 8.50 | 8.70 | 8.90 | 8.525 | | 15.725 |
| 10 | 161 | ANGIOLETTI Matteo | ITA | 6.70 | 8.90 | 9.10 | 9.10 | 9.00 | 8.70 | 8.60 | 8.925 | | 15.625 |
| 11 | 184 | YOO Wonchul | KOR | 6.80 | 8.50 | 8.90 | 8.80 | 8.90 | 8.60 | 8.80 | 8.775 | | 15.575 |
| 12 | 155 | ANDERGASSEN Thomas | GER | 6.60 | 8.80 | 8.90 | 9.00 | 9.00 | 8.60 | 9.10 | 8.925 | | 15.525 |
| 13 | 173 | SAKAMOTO Koki | JPN | 6.70 | 8.80 | 8.90 | 8.80 | 9.10 | 8.80 | 8.70 | 8.825 | | 15.525 |
| 14 | 185 | KIM Daeun | KOR | 6.70 | 8.50 | 8.80 | 9.00 | 8.70 | 8.80 | 8.70 | 8.750 | | 15.450 |
| 15 | 205 | DEVYATOVSKIY Maxim | RUS | 6.30 | 9.00 | 9.20 | 9.10 | 9.00 | 9.20 | 8.70 | 9.075 | | 15.375 |
| 16 | 211 | BHAVSAR Raj | USA | 6.50 | 9.00 | 8.80 | 8.90 | 8.80 | 8.50 | 8.80 | 8.825 | | 15.325 |
| 17 | 214 | HORTON Jonathan | USA | 6.60 | 8.70 | 9.10 | 8.70 | 8.70 | 8.60 | 8.80 | 8.725 | | 15.325 |
| 18 | 121 | HUANG Xu | CHN | 6.60 | 8.90 | 8.80 | 8.60 | 8.60 | 8.50 | 8.80 | 8.700 | | 15.300 |
| 19 | 111 | GOLDING Grant | CAN | 6.30 | 8.80 | 9.00 | 8.80 | 9.10 | 9.00 | 9.10 | 8.975 | | 15.275 |
| 20 | 176 | NAKASE Takuya | JPN | 6.40 | 8.80 | 8.90 | 8.70 | 8.80 | 9.00 | 9.00 | 8.875 | | 15.275 |
| 21 | 106 | KASPEROVICH Dmitry | BLR | 6.50 | 8.70 | 8.80 | 8.50 | 8.80 | 8.80 | 8.80 | 8.775 | | 15.275 |
| 22 | 249 | RIVERA RIVERA Luis | PUR | 6.50 | 8.80 | 8.80 | 8.80 | 8.50 | 8.70 | 8.70 | 8.750 | | 15.250 |
| 23 | 112 | KIKUCHI David | CAN | 6.50 | 8.60 | 8.70 | 8.60 | 8.80 | 8.70 | 8.90 | 8.700 | | 15.200 |
| 24 | 132 | SAN MIGUEL Ivan | ESP | 6.60 | 8.60 | 8.40 | 8.40 | 8.80 | 8.70 | 8.70 | 8.600 | | 15.200 |
| 25 | 193 | SELARIU Razvan | ROU | 6.30 | 8.90 | 9.00 | 8.90 | 8.90 | 8.70 | 8.80 | 8.875 | | 15.175 |
| 26 | 101 | SAVITSKI Dmitry | BLR | 6.30 | 8.80 | 8.90 | 8.90 | 8.60 | 8.90 | 8.90 | 8.875 | | 15.175 |
| 27 | 131 | MUNOZ Sergio | ESP | 6.60 | 8.70 | 8.70 | 8.40 | 8.20 | 8.70 | 8.40 | 8.550 | | 15.150 |
| 28 | 142 | CARANOBÉ Benoit | FRA | 6.40 | 8.50 | 8.80 | 8.70 | 9.00 | 8.60 | 8.70 | 8.700 | | 15.100 |
| 29 | 203 | RYAZANOV Yury | RUS | 6.40 | 8.70 | 8.90 | 8.70 | 8.60 | 8.60 | 8.80 | 8.700 | | 15.100 |
| 30 | 206 | GOLOTSUTSKOV Anton | RUS | 6.40 | 8.80 | 8.90 | 8.60 | 8.40 | 8.60 | 8.70 | 8.675 | | 15.075 |
| 31 | 202 | KHOROKHORDIN Sergey | RUS | 6.40 | 8.60 | 8.60 | 8.80 | 8.70 | 8.50 | 8.80 | 8.675 | | 15.075 |
| 32 | 171 | TOMITA Hiroyuki | JPN | 6.30 | 8.60 | 9.00 | 8.60 | 8.80 | 8.80 | 8.70 | 8.725 | | 15.025 |
| 33 | 152 | HAMBUECHEN Fabian | GER | 5.90 | 9.00 | 9.00 | 9.20 | 9.20 | 9.10 | 8.90 | 9.075 | | 14.975 |
| 34 | 195 | BUCUR Adrian | ROU | 6.20 | 8.70 | 8.50 | 8.70 | 8.80 | 8.80 | 8.80 | 8.750 | | 14.950 |
| 35 | 103 | KOZLOV Igor | BLR | 6.10 | 8.80 | 8.70 | 8.90 | 8.80 | 8.90 | 8.80 | 8.825 | | 14.925 |
| 36 | 134 | BOTELLA Isaac | ESP | 6.30 | 8.80 | 8.80 | 8.30 | 8.40 | 8.70 | 8.50 | 8.600 | | 14.900 |
| 37 | 133 | CARBALLO Manuel | ESP | 6.40 | 8.30 | 8.60 | 8.40 | 8.60 | 8.50 | 8.50 | 8.500 | | 14.900 |
| 38 | 182 | YANG Taeyoung | KOR | 6.30 | 8.50 | 8.40 | 8.80 | 8.60 | 8.50 | 8.70 | 8.575 | | 14.875 |
| 39 | 153 | NGUYEN Marcel | GER | 5.80 | 9.10 | 9.30 | 8.90 | 9.10 | 9.10 | 8.90 | 9.050 | | 14.850 |
| 40 | 266 | FUENTES BUSTAMANTE | VEN | 6.40 | 8.20 | 8.60 | 8.40 | 8.40 | 8.50 | 8.50 | 8.450 | | 14.850 |
| 41 | 265 | FOKIN Anton | UZB | 6.20 | 8.50 | 8.60 | 8.60 | 8.70 | 8.60 | 8.70 | 8.625 | | 14.825 |
| 42 | 123 | LI Xiaopeng | CHN | 6.10 | 8.50 | 8.80 | 8.60 | 8.70 | 8.70 | 8.80 | 8.700 | | 14.800 |
| 43 | 175 | UCHIMURA Kohei | JPN | 5.90 | 8.80 | 8.50 | 8.90 | 8.80 | 8.60 | 8.90 | 8.775 | | 14.675 |



INDIVIDUAL JUDGES SCORES

裁判员评分 / NOTES DES JUGES



| Rank | Bib | Name | NOC Code | A Score | B1 FRA | B2 ISR | B3 SUI | B4 GER | B5 ESP | B6 CAN | B Score | Pen. | Total |
|------|-----|--------------------|----------|---------|--------|--------|--------|--------|--------|--------|---------|------|--------|
| 44 | 151 | BOY Philipp David | GER | 6.00 | 8.70 | 8.60 | 8.80 | 8.70 | 8.50 | 8.60 | 8.650 | | 14.650 |
| 45 | 114 | WONG Adam | CAN | 5.80 | 8.80 | 8.70 | 8.70 | 8.50 | 8.60 | 9.00 | 8.700 | | 14.500 |
| 46 | 156 | JUCKEL Robert | GER | 6.00 | 8.30 | 8.10 | 8.40 | 8.50 | 8.50 | 8.60 | 8.425 | | 14.425 |
| 47 | 255 | CAPELLI Claudio | SUI | 5.60 | 9.00 | 8.60 | 8.80 | 8.80 | 8.30 | 8.90 | 8.775 | | 14.375 |
| 48 | 145 | SABOT Hamilton | FRA | 5.60 | 8.80 | 8.60 | 8.90 | 8.70 | 8.70 | 8.90 | 8.775 | | 14.375 |
| 49 | 186 | KIM Seungil | KOR | 5.60 | 8.80 | 8.90 | 8.80 | 8.90 | 8.40 | 8.40 | 8.725 | | 14.325 |
| 50 | 222 | VAN DAMME Koen | BEL | 5.70 | 8.60 | 8.60 | 8.50 | 8.50 | 8.90 | 8.80 | 8.625 | | 14.325 |
| 51 | 135 | MARTINEZ Rafael | ESP | 5.80 | 8.30 | 8.10 | 8.60 | 8.60 | 8.60 | 8.70 | 8.525 | | 14.325 |
| 52 | 246 | PALGEN Sascha | LUX | 5.80 | 8.30 | 8.50 | 8.70 | 8.40 | 8.70 | 8.50 | 8.525 | | 14.325 |
| 53 | 201 | PLUZHNIKOV K. | RUS | 6.20 | 8.00 | 8.10 | 8.00 | 7.90 | 8.20 | 8.30 | 8.075 | | 14.275 |
| 54 | 116 | GAFUIK Nathan | CAN | 5.20 | 8.90 | 9.20 | 9.10 | 9.10 | 8.90 | 9.10 | 9.050 | | 14.250 |
| 55 | 166 | POZZO Enrico | ITA | 5.50 | 8.90 | 8.20 | 8.90 | 8.70 | 9.10 | 8.50 | 8.750 | | 14.250 |
| 56 | 183 | KIM Soomyun | KOR | 5.50 | 8.80 | 8.70 | 8.50 | 8.50 | 8.90 | 8.70 | 8.675 | | 14.175 |
| 57 | 215 | SPRING Justin | USA | 5.50 | 8.60 | 8.70 | 8.60 | 8.70 | 8.70 | 8.80 | 8.675 | | 14.175 |
| 58 | 245 | SHATILOV Alexandr | ISR | 5.30 | 8.50 | 8.80 | 8.70 | 8.70 | 9.00 | 8.90 | 8.775 | | 14.075 |
| 59 | 194 | POPESCU Daniel | ROU | 5.40 | 8.50 | 8.80 | 8.40 | 8.60 | 8.40 | 8.80 | 8.575 | | 13.975 |
| 60 | 229 | GIRALDO Jorge Hugo | COL | 5.50 | 8.30 | 8.40 | 8.40 | 8.50 | 8.80 | 8.50 | 8.450 | | 13.950 |
| 61 | 192 | KOCZI Flavius | ROU | 5.90 | 7.90 | 8.20 | 8.10 | 8.00 | 8.00 | 8.10 | 8.050 | | 13.950 |
| 62 | 113 | SHEWFELT Kyle | CAN | 5.00 | 9.00 | 8.70 | 9.10 | 8.90 | 9.00 | 8.80 | 8.925 | | 13.925 |
| 63 | 221 | SIMPSON Sam | AUS | 5.50 | 8.30 | 8.40 | 8.20 | 8.50 | 8.20 | 8.30 | 8.300 | | 13.800 |
| 64 | 233 | KEATINGS Daniel | GBR | 5.30 | 8.40 | 8.50 | 8.60 | 8.40 | 8.00 | 8.70 | 8.475 | | 13.775 |
| 65 | 102 | SAVENKOV Denis | BLR | 4.80 | 9.00 | 9.00 | 9.20 | 8.80 | 9.00 | 8.70 | 8.950 | | 13.750 |
| 66 | 141 | BOUHAIL Thomas | FRA | 4.50 | 9.40 | 9.10 | 9.20 | 9.20 | 9.30 | 9.00 | 9.200 | | 13.700 |
| 67 | 146 | KARBANENKO Dimitri | FRA | 5.00 | 8.80 | 8.40 | 8.50 | 8.80 | 8.80 | 8.60 | 8.675 | | 13.675 |
| 68 | 217 | ARTEMEV Alexander | USA | 5.40 | 8.30 | 8.30 | 8.10 | 8.40 | 8.00 | 8.40 | 8.275 | | 13.675 |
| 69 | 234 | SMITH Louis | GBR | 5.40 | 7.90 | 7.40 | 8.20 | 7.80 | 8.10 | 7.90 | 7.925 | | 13.325 |
| 70 | 232 | SROUR Mohamed | EGY | 5.30 | 7.50 | 7.00 | 7.10 | 7.40 | 7.50 | 7.60 | 7.375 | | 12.675 |
| 71 | 104 | IGNATOVICH Aleksei | BLR | 0.00 | 0.00 | 0.00 | 0.00 | 0.00 | 0.00 | 0.00 | 0.000 | | 0.000 |

Legend:

A Difficulty score B1 - B6 Panel "B" judges 1 - 6 Pen Penalty



Rings



INDIVIDUAL JUDGES SCORES

裁判员评分 / NOTES DES JUGES



| Rank | Bib | Name | NOC Code | V | A Score | B1 BRA | B2 CZE | B3 BLR | B4 ITA | B5 HUN | B6 POL | B Score | Pen. | Vault | Total |
|------|-----|--------------------|----------|---|---------|--------|--------|--------|--------|--------|--------|---------|------|--------|--------|
| 1 | 123 | LI Xiaopeng | CHN | 1 | 7.20 | 9.40 | 9.60 | 9.60 | 9.60 | 9.60 | 9.50 | 9.575 | | 16.775 | 16.775 |
| 2 | 248 | BLANIK Leszek | POL | 1 | 7.00 | 9.60 | 9.70 | 9.80 | 9.70 | 9.70 | 9.70 | 9.700 | | 16.700 | 16.700 |
| | | | | 2 | 7.00 | 9.50 | 9.50 | 9.50 | 9.30 | 9.40 | 9.50 | 9.475 | | 16.475 | |
| 3 | 141 | BOUHAIL Thomas | FRA | 1 | 7.00 | 9.70 | 9.60 | 9.70 | 9.60 | 9.60 | 9.60 | 9.625 | | 16.625 | 16.625 |
| | | | | 2 | 7.00 | 9.70 | 9.70 | 9.70 | 9.70 | 9.60 | 9.70 | 9.700 | | 16.700 | |
| 3 | 191 | DRAGULESCU Marian | ROU | 1 | 7.00 | 9.70 | 9.60 | 9.70 | 9.60 | 9.60 | 9.60 | 9.625 | | 16.625 | 16.625 |
| | | | | 2 | 7.20 | 9.60 | 9.70 | 9.70 | 9.70 | 9.70 | 9.70 | 9.700 | | 16.900 | |
| 5 | 192 | KOCZI Flavius | ROU | 1 | 7.00 | 9.60 | 9.60 | 9.70 | 9.60 | 9.60 | 9.60 | 9.600 | | 16.600 | 16.600 |
| | | | | 2 | 7.00 | 9.60 | 9.60 | 9.50 | 9.60 | 9.70 | 9.50 | 9.575 | | 16.575 | |
| 6 | 206 | GOLOTSUTSKOV Anton | RUS | 1 | 7.00 | 9.60 | 9.60 | 9.60 | 9.50 | 9.50 | 9.50 | 9.550 | | 16.550 | 16.550 |
| | | | | 2 | 7.00 | 9.60 | 9.60 | 9.70 | 9.60 | 9.60 | 9.60 | 9.600 | | 16.600 | |
| 7 | 125 | YANG Wei | CHN | 1 | 7.00 | 9.50 | 9.70 | 9.60 | 9.50 | 9.60 | 9.40 | 9.550 | | 16.550 | 16.550 |
| 8 | 106 | KASPEROVICH Dmitry | BLR | 1 | 7.00 | 9.40 | 9.60 | 9.60 | 9.50 | 9.50 | 9.40 | 9.500 | | 16.500 | 16.500 |
| | | | | 2 | 7.00 | 9.60 | 9.70 | 9.70 | 9.70 | 9.60 | 9.70 | 9.675 | | 16.675 | |
| 9 | 142 | CARANOBE Benoit | FRA | 1 | 7.00 | 9.50 | 9.50 | 9.60 | 9.50 | 9.50 | 9.50 | 9.500 | | 16.500 | 16.500 |
| | | | | 2 | 7.00 | 9.50 | 9.30 | 9.40 | 9.40 | 9.30 | 9.40 | 9.375 | | 16.375 | |
| 10 | 161 | ANGIOLETTI Matteo | ITA | 1 | 7.00 | 9.50 | 9.50 | 9.60 | 9.40 | 9.50 | 9.50 | 9.500 | | 16.500 | 16.500 |
| | | | | 2 | 6.60 | 8.50 | 8.80 | 8.60 | 8.70 | 8.80 | 8.60 | 8.675 | | 15.275 | |
| 11 | 194 | POPESCU Daniel | ROU | 1 | 7.00 | 9.60 | 9.50 | 9.50 | 9.50 | 9.50 | 9.50 | 9.500 | 0.1 | 16.400 | 16.400 |
| | | | | 2 | 5.40 | 8.90 | 8.80 | 8.80 | 9.00 | 8.60 | 8.80 | 8.825 | 0.1 | 14.125 | |
| 12 | 113 | SHEWFELT Kyle | CAN | 1 | 6.60 | 9.70 | 9.80 | 9.80 | 9.70 | 9.80 | 9.70 | 9.750 | | 16.350 | 16.350 |
| | | | | 2 | 6.20 | 9.60 | 9.50 | 9.60 | 9.50 | 9.50 | 9.60 | 9.550 | | 15.750 | |
| 13 | 101 | SAVITSKI Dmitry | BLR | 1 | 6.60 | 9.70 | 9.70 | 9.70 | 9.60 | 9.70 | 9.80 | 9.700 | | 16.300 | 16.300 |
| 14 | 152 | HAMBUECHEN Fabian | GER | 1 | 6.60 | 9.70 | 9.70 | 9.70 | 9.70 | 9.60 | 9.70 | 9.700 | | 16.300 | 16.300 |
| | | | | 2 | 6.20 | 9.60 | 9.60 | 9.70 | 9.60 | 9.50 | 9.40 | 9.575 | | 15.775 | |
| 15 | 122 | CHEN Yibing | CHN | 1 | 6.60 | 9.70 | 9.60 | 9.70 | 9.70 | 9.60 | 9.70 | 9.675 | | 16.275 | 16.275 |
| 16 | 153 | NGUYEN Marcel | GER | 1 | 6.60 | 9.60 | 9.70 | 9.60 | 9.60 | 9.70 | 9.60 | 9.625 | | 16.225 | 16.225 |
| 17 | 249 | RIVERA RIVERA Luis | PUR | 1 | 6.60 | 9.70 | 9.60 | 9.70 | 9.60 | 9.60 | 9.60 | 9.625 | | 16.225 | 16.225 |
| | | | | 2 | 6.60 | 8.90 | 8.50 | 8.50 | 8.80 | 8.70 | 8.80 | 8.700 | 0.1 | 15.200 | |
| 18 | 175 | UCHIMURA Kohei | JPN | 1 | 6.60 | 9.70 | 9.50 | 9.70 | 9.50 | 9.60 | 9.60 | 9.600 | | 16.200 | 16.200 |
| 19 | 173 | SAKAMOTO Koki | JPN | 1 | 6.60 | 9.60 | 9.60 | 9.70 | 9.60 | 9.60 | 9.60 | 9.600 | | 16.200 | 16.200 |
| 20 | 204 | KRYUKOV Nikolay | RUS | 1 | 6.60 | 9.60 | 9.60 | 9.60 | 9.60 | 9.60 | 9.60 | 9.600 | | 16.200 | 16.200 |
| 21 | 151 | BOY Philipp David | GER | 1 | 6.60 | 9.50 | 9.60 | 9.60 | 9.60 | 9.60 | 9.60 | 9.600 | | 16.200 | 16.200 |
| 22 | 116 | GAFUIK Nathan | CAN | 1 | 6.60 | 9.60 | 9.50 | 9.70 | 9.60 | 9.50 | 9.60 | 9.575 | | 16.175 | 16.175 |
| 23 | 211 | BHAVSAR Raj | USA | 1 | 6.60 | 9.50 | 9.60 | 9.60 | 9.70 | 9.40 | 9.60 | 9.575 | | 16.175 | 16.175 |
| 24 | 146 | KARBANENKO Dimitri | FRA | 1 | 6.60 | 9.50 | 9.50 | 9.60 | 9.50 | 9.60 | 9.50 | 9.525 | | 16.125 | 16.125 |
| 25 | 131 | MUNOZ Sergio | ESP | 1 | 6.60 | 9.60 | 9.50 | 9.50 | 9.40 | 9.50 | 9.50 | 9.500 | | 16.100 | 16.100 |
| 25 | 223 | HYPOLITO Diego | BRA | 1 | 6.60 | 9.50 | 9.40 | 9.60 | 9.50 | 9.50 | 9.50 | 9.500 | | 16.100 | 16.100 |
| 27 | 165 | MORANDI Matteo | ITA | 1 | 6.60 | 9.60 | 9.60 | 9.60 | 9.60 | 9.60 | 9.70 | 9.600 | 0.1 | 16.100 | 16.100 |
| 28 | 134 | BOTELLA Isaac | ESP | 1 | 6.60 | 9.40 | 9.50 | 9.60 | 9.40 | 9.50 | 9.40 | 9.450 | | 16.050 | 16.050 |
| | | | | 2 | 6.60 | 9.50 | 9.50 | 9.50 | 9.50 | 9.30 | 9.50 | 9.500 | | 16.100 | |
| 29 | 132 | SAN MIGUEL Ivan | ESP | 1 | 6.60 | 9.10 | 9.50 | 9.60 | 9.40 | 9.40 | 9.50 | 9.450 | | 16.050 | 16.050 |
| 30 | 185 | KIM Daeun | KOR | 1 | 6.60 | 9.50 | 9.40 | 9.50 | 9.40 | 9.50 | 9.40 | 9.450 | | 16.050 | 16.050 |




INDIVIDUAL JUDGES SCORES

裁判员评分 / NOTES DES JUGES



| Rank | Bib | Name | NOC Code | V | A Score | B1 BRA | B2 CZE | B3 BLR | B4 ITA | B5 HUN | B6 POL | B Score | Pen. | Vault | Total |
|------|-----|---------------------|----------|---|---------|--------|--------|--------|--------|--------|--------|---------|------|--------|--------|
| 31 | 183 | KIM Soomyun | KOR | 1 | 6.60 | 9.40 | 9.50 | 9.40 | 9.40 | 9.40 | 9.50 | 9.425 | | 16.025 | 16.025 |
| 32 | 182 | YANG Taeyoung | KOR | 1 | 7.00 | 9.30 | 9.00 | 9.00 | 9.00 | 9.00 | 9.00 | 9.000 | | 16.000 | 16.000 |
| | | | | 2 | 7.00 | 8.80 | 8.50 | 8.50 | 8.40 | 8.40 | 8.40 | 8.450 | 0.4 | 15.050 | |
| 33 | 172 | KASHIMA Takehiro | JPN | 1 | 6.60 | 9.40 | 9.40 | 9.40 | 9.40 | 9.30 | 9.30 | 9.375 | | 15.975 | 15.975 |
| 34 | 214 | HORTON Jonathan | USA | 1 | 6.60 | 9.40 | 9.50 | 9.50 | 9.20 | 9.50 | 9.40 | 9.450 | 0.1 | 15.950 | 15.950 |
| 35 | 239 | MARAS Vlasios | GRE | 1 | 6.60 | 9.40 | 9.50 | 9.50 | 9.40 | 9.30 | 9.40 | 9.425 | 0.1 | 15.925 | 15.925 |
| | | | | 2 | 7.00 | 9.40 | 8.90 | 9.20 | 8.90 | 9.00 | 9.10 | 9.050 | | 16.050 | |
| 36 | 215 | SPRING Justin | USA | 1 | 6.60 | 9.60 | 9.70 | 9.50 | 9.60 | 9.60 | 9.60 | 9.600 | 0.3 | 15.900 | 15.900 |
| 37 | 217 | ARTEMEV Alexander | USA | 1 | 6.60 | 9.20 | 9.20 | 9.50 | 9.30 | 9.50 | 9.30 | 9.325 | 0.1 | 15.825 | 15.825 |
| 38 | 205 | DEVYATOVSKIY Maxim | RUS | 1 | 6.60 | 9.40 | 9.10 | 9.40 | 9.10 | 9.20 | 9.20 | 9.225 | | 15.825 | 15.825 |
| 39 | 135 | MARTINEZ Rafael | ESP | 1 | 6.60 | 9.50 | 9.40 | 9.60 | 9.50 | 9.40 | 9.40 | 9.450 | 0.3 | 15.750 | 15.750 |
| 40 | 174 | OKIGUCHI Makoto | JPN | 1 | 6.20 | 9.60 | 9.70 | 9.60 | 9.50 | 9.50 | 9.50 | 9.550 | | 15.750 | 15.750 |
| 41 | 124 | XIAO Qin | CHN | 1 | 6.20 | 9.50 | 9.60 | 9.50 | 9.50 | 9.60 | 9.50 | 9.525 | | 15.725 | 15.725 |
| 42 | 202 | KHOROKHORDIN Sergey | RUS | 1 | 6.20 | 9.50 | 9.60 | 9.60 | 9.40 | 9.50 | 9.50 | 9.525 | | 15.725 | 15.725 |
| 43 | 246 | PALGEN Sascha | LUX | 1 | 6.20 | 9.50 | 9.40 | 9.50 | 9.60 | 9.60 | 9.50 | 9.525 | | 15.725 | 15.725 |
| 44 | 126 | ZOU Kai | CHN | 1 | 6.20 | 9.50 | 9.50 | 9.60 | 9.50 | 9.50 | 9.50 | 9.500 | | 15.700 | 15.700 |
| 44 | 212 | HAGERTY Joey | USA | 1 | 6.20 | 9.60 | 9.50 | 9.50 | 9.50 | 9.50 | 9.50 | 9.500 | | 15.700 | 15.700 |
| 46 | 195 | BUCUR Adrian | ROU | 1 | 6.20 | 9.60 | 9.50 | 9.40 | 9.50 | 9.50 | 9.50 | 9.500 | | 15.700 | 15.700 |
| 47 | 166 | POZZO Enrico | ITA | 1 | 6.20 | 9.50 | 9.40 | 9.50 | 9.50 | 9.50 | 9.50 | 9.500 | | 15.700 | 15.700 |
| 48 | 102 | SAVENKOV Denis | BLR | 1 | 6.20 | 9.40 | 9.50 | 9.50 | 9.50 | 9.40 | 9.50 | 9.475 | | 15.675 | 15.675 |
| 48 | 266 | FUENTES BUSTAMANTE | VEN | 1 | 6.20 | 9.50 | 9.50 | 9.50 | 9.50 | 9.40 | 9.40 | 9.475 | | 15.675 | 15.675 |
| 50 | 154 | SPIRIDONOV Evgenij | GER | 1 | 6.20 | 9.40 | 9.60 | 9.50 | 9.50 | 9.40 | 9.40 | 9.450 | | 15.650 | 15.650 |
| 50 | 181 | KIM Jihoon | KOR | 1 | 6.20 | 9.40 | 9.50 | 9.60 | 9.50 | 9.40 | 9.40 | 9.450 | | 15.650 | 15.650 |
| 52 | 186 | KIM Seungil | KOR | 1 | 6.20 | 9.50 | 9.40 | 9.40 | 9.50 | 9.50 | 9.40 | 9.450 | | 15.650 | 15.650 |
| 53 | 114 | WONG Adam | CAN | 1 | 6.20 | 9.50 | 9.50 | 9.50 | 9.30 | 9.40 | 9.40 | 9.450 | | 15.650 | 15.650 |
| 54 | 233 | KEATINGS Daniel | GBR | 1 | 6.20 | 9.50 | 9.40 | 9.50 | 9.40 | 9.40 | 9.40 | 9.425 | | 15.625 | 15.625 |
| 55 | 265 | FOKIN Anton | UZB | 1 | 6.20 | 9.50 | 9.40 | 9.40 | 9.40 | 9.30 | 9.50 | 9.425 | | 15.625 | 15.625 |
| 56 | 221 | SIMPSON Sam | AUS | 1 | 6.20 | 9.50 | 9.50 | 9.50 | 9.70 | 9.50 | 9.50 | 9.500 | 0.1 | 15.600 | 15.600 |
| 57 | 112 | KIKUCHI David | CAN | 1 | 6.20 | 9.40 | 9.40 | 9.20 | 9.60 | 9.30 | 9.40 | 9.375 | | 15.575 | 15.575 |
| 58 | 245 | SHATILOV Alexandr | ISR | 1 | 6.20 | 9.40 | 9.50 | 9.40 | 9.60 | 9.50 | 9.50 | 9.475 | 0.1 | 15.575 | 15.575 |
| 59 | 203 | RYAZANOV Yury | RUS | 1 | 6.20 | 9.40 | 9.50 | 9.30 | 9.50 | 9.40 | 9.50 | 9.450 | 0.1 | 15.550 | 15.550 |
| 60 | 145 | SABOT Hamilton | FRA | 1 | 6.20 | 9.40 | 9.30 | 9.00 | 9.40 | 9.30 | 9.20 | 9.300 | 0.1 | 15.400 | 15.400 |
| 61 | 267 | AL-HARAZI Nashwan | YEM | 1 | 6.20 | 9.30 | 9.30 | 9.10 | 9.10 | 9.20 | 9.20 | 9.200 | | 15.400 | 15.400 |
| | | | | 2 | 6.20 | 8.90 | 8.70 | 9.00 | 9.20 | 8.50 | 9.00 | 8.900 | | 15.100 | |
| 62 | 234 | SMITH Louis | GBR | 1 | 6.20 | 9.40 | 9.40 | 9.10 | 9.20 | 9.30 | 9.20 | 9.275 | 0.1 | 15.375 | 15.375 |
| 63 | 232 | SROUR Mohamed | EGY | 1 | 7.00 | 8.40 | 8.20 | 8.00 | 8.40 | 8.40 | 8.30 | 8.325 | | 15.325 | 15.325 |
| 64 | 255 | CAPELLI Claudio | SUI | 1 | 6.60 | 8.70 | 8.70 | 8.60 | 8.80 | 9.10 | 8.70 | 8.725 | | 15.325 | 15.325 |
| 65 | 103 | KOZLOV Igor | BLR | 1 | 6.60 | 8.70 | 8.40 | 8.70 | 8.60 | 8.70 | 8.70 | 8.675 | | 15.275 | 15.275 |
| 66 | 171 | TOMITA Hiroyuki | JPN | 1 | 6.60 | 9.10 | 8.90 | 9.00 | 9.10 | 8.70 | 9.00 | 9.000 | 0.4 | 15.200 | 15.200 |
| 67 | 229 | GIRALDO Jorge Hugo | COL | 1 | 6.20 | 9.30 | 8.90 | 8.70 | 9.00 | 8.90 | 9.00 | 8.950 | | 15.150 | 15.150 |
| 68 | 115 | O'NEILL Brandon | CAN | 1 | 6.60 | 9.00 | 8.90 | 8.80 | 9.00 | 8.90 | 9.00 | 8.950 | 0.4 | 15.150 | 15.150 |
| 69 | 136 | DEFERR Gervasio | ESP | 1 | 6.60 | 8.70 | 8.50 | 8.50 | 8.50 | 8.70 | 8.60 | 8.575 | 0.1 | 15.075 | 15.075 |
| 70 | 156 | JUCKEL Robert | GER | 1 | 6.60 | 8.90 | 8.90 | 8.80 | 8.60 | 8.70 | 8.60 | 8.750 | 0.3 | 15.050 | 15.050 |



INDIVIDUAL JUDGES SCORES

裁判员评分 / NOTES DES JUGES



| Rank | Bib | Name | NOC Code | V | A Score | B1 BRA | B2 CZE | B3 BLR | B4 ITA | B5 HUN | B6 POL | B Score | Pen. | Vault | Total |
|------|-----|--------------------|----------|---|---------|--------|--------|--------|--------|--------|--------|---------|------|--------|---------------|
| 71 | 164 | COPPOLINO Andrea | ITA | 1 | 5.40 | 9.50 | 9.40 | 9.30 | 9.40 | 9.40 | 9.50 | 9.425 | | 14.825 | 14.825 |
| 72 | 222 | VAN DAMME Koen | BEL | 1 | 5.40 | 9.20 | 9.30 | 8.80 | 9.10 | 9.20 | 9.10 | 9.150 | 0.1 | 14.450 | 14.450 |
| 73 | 193 | SELARIU Razvan | ROU | 1 | 4.60 | 8.50 | 8.10 | 8.20 | 8.60 | 8.70 | 8.30 | 8.400 | 0.1 | 12.900 | 12.900 |
| 74 | 104 | IGNATOVICH Aleksei | BLR | 1 | 0.00 | 0.00 | 0.00 | 0.00 | 0.00 | 0.00 | 0.00 | 0.000 | | 0.000 | 0.000 |
| 75 | 163 | CASSINA Igor | ITA | 1 | 0.00 | 0.00 | 0.00 | 0.00 | 0.00 | 0.00 | 0.00 | 0.000 | | 0.000 | 0.000 |

Legend:

V Vault number A Difficulty score B1 - B6 Panel "B" judges 1 - 6 Pen Penalty

 Vault



INDIVIDUAL JUDGES SCORES

裁判员评分 / NOTES DES JUGES



| Rank | Bib | Name | NOC Code | A Score | B1 RUS | B2 NED | B3 GBR | B4 USA | B5 ALG | B6 UKR | B Score | Pen. | Total |
|------|-----|---------------------|----------|---------|--------|--------|--------|--------|--------|--------|---------|------|--------|
| 1 | 123 | LI Xiaopeng | CHN | 6.90 | 9.60 | 9.40 | 9.60 | 9.40 | 9.60 | 9.50 | 9.525 | | 16.425 |
| 2 | 204 | KRYUKOV Nikolay | RUS | 6.80 | 9.50 | 9.30 | 9.40 | 9.20 | 9.40 | 9.40 | 9.375 | | 16.175 |
| 3 | 265 | FOKIN Anton | UZB | 6.80 | 9.40 | 9.30 | 9.30 | 9.40 | 9.30 | 9.40 | 9.350 | | 16.150 |
| 4 | 184 | YOO Wonchul | KOR | 7.00 | 9.20 | 8.90 | 9.30 | 9.20 | 9.20 | 9.00 | 9.150 | | 16.150 |
| 5 | 254 | PETKOVSEK Mitja | SLO | 6.60 | 9.50 | 9.50 | 9.60 | 9.70 | 9.50 | 9.50 | 9.525 | | 16.125 |
| 6 | 182 | YANG Taeyoung | KOR | 7.00 | 9.20 | 9.10 | 9.10 | 9.00 | 9.10 | 9.10 | 9.100 | | 16.100 |
| 7 | 121 | HUANG Xu | CHN | 7.00 | 9.40 | 9.00 | 9.00 | 9.10 | 9.20 | 8.80 | 9.075 | | 16.075 |
| 8 | 185 | KIM Daeun | KOR | 6.80 | 9.40 | 9.20 | 9.30 | 9.40 | 9.10 | 8.70 | 9.250 | | 16.050 |
| 9 | 152 | HAMBUECHEN Fabian | GER | 6.90 | 9.30 | 9.20 | 9.10 | 9.10 | 9.00 | 9.20 | 9.150 | | 16.050 |
| 10 | 175 | UCHIMURA Kohei | JPN | 6.70 | 9.40 | 9.20 | 9.50 | 9.10 | 9.40 | 9.30 | 9.325 | | 16.025 |
| 11 | 260 | GONCHAROV Valeriy | UKR | 6.80 | 9.40 | 9.10 | 9.20 | 8.70 | 9.20 | 9.30 | 9.200 | | 16.000 |
| 12 | 143 | CUCHERAT Yann | FRA | 6.80 | 9.30 | 9.10 | 9.20 | 9.20 | 9.30 | 9.00 | 9.200 | | 16.000 |
| 13 | 202 | KHOROKHORDIN Sergey | RUS | 6.60 | 9.40 | 9.20 | 9.40 | 9.00 | 9.10 | 9.40 | 9.275 | | 15.875 |
| 14 | 215 | SPRING Justin | USA | 6.60 | 9.20 | 9.20 | 9.30 | 9.50 | 9.00 | 9.10 | 9.200 | | 15.800 |
| 15 | 171 | TOMITA Hiroyuki | JPN | 6.70 | 9.20 | 9.00 | 9.10 | 9.00 | 9.20 | 9.00 | 9.075 | | 15.775 |
| 16 | 176 | NAKASE Takuya | JPN | 6.60 | 9.10 | 8.90 | 9.40 | 9.20 | 9.20 | 9.00 | 9.125 | | 15.725 |
| 17 | 101 | SAVITSKI Dmitry | BLR | 6.40 | 9.40 | 9.20 | 9.20 | 9.30 | 9.30 | 9.40 | 9.300 | | 15.700 |
| 18 | 173 | SAKAMOTO Koki | JPN | 6.40 | 9.20 | 9.20 | 9.30 | 9.10 | 9.20 | 9.30 | 9.225 | | 15.625 |
| 19 | 211 | BHAVSAR Raj | USA | 6.50 | 9.00 | 9.30 | 9.30 | 9.10 | 9.10 | 8.60 | 9.125 | | 15.625 |
| 20 | 203 | RYAZANOV Yury | RUS | 6.50 | 9.20 | 9.10 | 8.90 | 9.00 | 9.20 | 9.30 | 9.125 | | 15.625 |
| 21 | 172 | KASHIMA Takehiro | JPN | 6.30 | 9.30 | 9.10 | 9.30 | 9.30 | 9.30 | 8.90 | 9.250 | | 15.550 |
| 22 | 214 | HORTON Jonathan | USA | 6.40 | 9.20 | 9.00 | 8.80 | 9.30 | 9.10 | 9.20 | 9.125 | | 15.525 |
| 23 | 106 | KASPEROVICH Dmitry | BLR | 6.50 | 9.10 | 8.70 | 9.10 | 9.00 | 9.00 | 9.00 | 9.025 | | 15.525 |
| 24 | 146 | KARBANENKO Dimitri | FRA | 6.40 | 9.20 | 9.00 | 9.10 | 9.10 | 9.00 | 9.30 | 9.100 | | 15.500 |
| 25 | 154 | SPIRIDONOV Evgenij | GER | 6.10 | 9.40 | 9.40 | 9.30 | 9.40 | 9.30 | 9.10 | 9.350 | | 15.450 |
| 26 | 116 | GAFUIK Nathan | CAN | 6.20 | 9.20 | 9.20 | 9.30 | 9.30 | 9.20 | 9.30 | 9.250 | | 15.450 |
| 27 | 111 | GOLDING Grant | CAN | 6.40 | 9.20 | 9.10 | 9.10 | 8.80 | 8.80 | 9.30 | 9.050 | | 15.450 |
| 28 | 124 | XIAO Qin | CHN | 6.50 | 9.20 | 8.90 | 9.00 | 8.80 | 8.90 | 9.00 | 8.950 | | 15.450 |
| 29 | 205 | DEVYATOVSKIY Maxim | RUS | 6.40 | 9.00 | 9.00 | 9.00 | 9.10 | 9.10 | 8.90 | 9.025 | | 15.425 |
| 30 | 145 | SABOT Hamilton | FRA | 6.50 | 9.00 | 9.00 | 9.10 | 8.60 | 8.80 | 8.80 | 8.900 | | 15.400 |
| 31 | 266 | FUENTES BUSTAMANTE | VEN | 6.30 | 9.00 | 9.00 | 9.10 | 9.20 | 9.10 | 9.10 | 9.075 | | 15.375 |
| 32 | 212 | HAGERTY Joey | USA | 6.10 | 9.20 | 9.40 | 9.20 | 9.40 | 9.10 | 9.20 | 9.250 | | 15.350 |
| 33 | 183 | KIM Soomyun | KOR | 6.50 | 8.70 | 9.00 | 8.80 | 8.80 | 9.00 | 8.80 | 8.850 | | 15.350 |
| 34 | 125 | YANG Wei | CHN | 7.00 | 8.50 | 8.20 | 8.40 | 8.60 | 8.20 | 8.30 | 8.350 | | 15.350 |
| 35 | 186 | KIM Seungil | KOR | 6.40 | 9.10 | 8.90 | 8.90 | 8.80 | 9.10 | 8.80 | 8.925 | | 15.325 |
| 36 | 133 | CARBALLO Manuel | ESP | 6.00 | 9.30 | 9.30 | 9.30 | 9.20 | 9.30 | 9.20 | 9.275 | | 15.275 |
| 37 | 142 | CARANOBÉ Benoit | FRA | 6.10 | 9.20 | 9.10 | 9.00 | 9.30 | 9.20 | 9.20 | 9.175 | | 15.275 |
| 38 | 196 | STANESCU Robert | ROU | 6.30 | 8.90 | 8.80 | 8.90 | 8.90 | 8.90 | 8.90 | 8.900 | | 15.200 |
| 39 | 105 | TSAREVICH Aleksandr | BLR | 6.10 | 9.00 | 9.00 | 9.00 | 9.30 | 9.20 | 9.10 | 9.075 | | 15.175 |
| 40 | 217 | ARTEMEV Alexander | USA | 6.10 | 9.10 | 8.80 | 9.10 | 9.10 | 9.00 | 9.10 | 9.075 | | 15.175 |
| 41 | 238 | GIORGADZE Iliia | GEO | 6.10 | 9.10 | 9.10 | 9.20 | 8.50 | 8.80 | 9.20 | 9.050 | | 15.150 |
| 42 | 112 | KIKUCHI David | CAN | 6.20 | 9.10 | 9.00 | 8.80 | 8.80 | 9.20 | 8.90 | 8.950 | | 15.150 |
| 43 | 114 | WONG Adam | CAN | 6.20 | 9.00 | 8.70 | 8.90 | 9.10 | 9.00 | 8.80 | 8.925 | | 15.125 |



INDIVIDUAL JUDGES SCORES

裁判员评分 / NOTES DES JUGES



| Rank | Bib | Name | NOC Code | A Score | B1 RUS | B2 NED | B3 GBR | B4 USA | B5 ALG | B6 UKR | B Score | Pen. | Total |
|------|-----|--------------------|----------|---------|--------|--------|--------|--------|--------|--------|---------|------|--------|
| 44 | 151 | BOY Philipp David | GER | 6.20 | 8.70 | 9.00 | 9.00 | 9.00 | 8.80 | 8.90 | 8.925 | | 15.125 |
| 45 | 135 | MARTINEZ Rafael | ESP | 6.20 | 8.80 | 9.00 | 8.70 | 8.70 | 9.10 | 9.20 | 8.900 | | 15.100 |
| 46 | 122 | CHEN Yibing | CHN | 5.70 | 9.20 | 9.30 | 9.40 | 9.50 | 9.40 | 9.40 | 9.375 | | 15.075 |
| 47 | 192 | KOCZI Flavius | ROU | 6.00 | 9.00 | 9.00 | 9.10 | 9.00 | 9.20 | 9.20 | 9.075 | | 15.075 |
| 48 | 193 | SELARIU Razvan | ROU | 5.90 | 9.00 | 9.10 | 8.90 | 9.10 | 9.20 | 9.00 | 9.050 | | 14.950 |
| 49 | 201 | PLUZHNIKOV K. | RUS | 6.10 | 9.00 | 8.80 | 8.60 | 8.60 | 9.00 | 9.20 | 8.850 | | 14.950 |
| 50 | 233 | KEATINGS Daniel | GBR | 5.80 | 9.00 | 9.10 | 9.20 | 9.30 | 9.00 | 9.10 | 9.100 | | 14.900 |
| 51 | 115 | O'NEILL Brandon | CAN | 6.70 | 8.70 | 8.00 | 8.00 | 8.10 | 8.40 | 8.30 | 8.200 | | 14.900 |
| 52 | 153 | NGUYEN Marcel | GER | 6.50 | 8.40 | 8.50 | 8.20 | 7.70 | 8.70 | 8.40 | 8.375 | | 14.875 |
| 53 | 195 | BUCUR Adrian | ROU | 5.90 | 9.10 | 8.80 | 8.80 | 9.00 | 9.10 | 8.60 | 8.925 | | 14.825 |
| 54 | 102 | SAVENKOV Denis | BLR | 5.80 | 9.00 | 9.00 | 9.00 | 9.10 | 8.90 | 9.00 | 9.000 | | 14.800 |
| 55 | 166 | POZZO Enrico | ITA | 5.50 | 9.10 | 9.40 | 9.30 | 9.30 | 9.00 | 9.30 | 9.250 | | 14.750 |
| 56 | 141 | BOUHAIL Thomas | FRA | 5.50 | 9.20 | 9.00 | 9.20 | 9.30 | 9.20 | 9.10 | 9.175 | | 14.675 |
| 57 | 155 | ANDERGASSEN Thomas | GER | 5.80 | 9.00 | 8.80 | 9.20 | 8.90 | 8.60 | 8.80 | 8.875 | | 14.675 |
| 58 | 162 | BUSNARI Alberto | ITA | 5.50 | 9.30 | 8.90 | 9.00 | 9.10 | 9.20 | 9.20 | 9.125 | | 14.625 |
| 59 | 136 | DEFERR Gervasio | ESP | 5.50 | 9.00 | 9.10 | 9.10 | 9.30 | 9.20 | 9.00 | 9.100 | | 14.600 |
| 60 | 222 | VAN DAMME Koen | BEL | 5.80 | 9.00 | 8.80 | 8.50 | 8.50 | 8.90 | 9.20 | 8.800 | | 14.600 |
| 61 | 249 | RIVERA RIVERA Luis | PUR | 5.80 | 8.80 | 9.00 | 8.80 | 8.60 | 8.70 | 8.80 | 8.775 | | 14.575 |
| 62 | 194 | POPESCU Daniel | ROU | 5.70 | 8.40 | 9.00 | 8.70 | 8.80 | 8.90 | 8.90 | 8.825 | | 14.525 |
| 63 | 245 | SHATILOV Alexandr | ISR | 5.40 | 9.00 | 9.10 | 9.10 | 9.20 | 8.90 | 9.20 | 9.100 | | 14.500 |
| 64 | 132 | SAN MIGUEL Ivan | ESP | 5.60 | 8.80 | 8.90 | 8.70 | 8.70 | 8.70 | 9.10 | 8.775 | | 14.375 |
| 65 | 246 | PALGEN Sascha | LUX | 5.60 | 8.40 | 8.70 | 8.50 | 8.70 | 8.60 | 8.80 | 8.625 | | 14.225 |
| 66 | 221 | SIMPSON Sam | AUS | 5.50 | 8.70 | 8.50 | 8.40 | 9.20 | 9.00 | 8.60 | 8.700 | | 14.200 |
| 67 | 163 | CASSINA Igor | ITA | 4.80 | 9.50 | 9.40 | 9.40 | 9.10 | 9.20 | 9.30 | 9.325 | | 14.125 |
| 68 | 255 | CAPELLI Claudio | SUI | 5.80 | 8.50 | 8.10 | 8.20 | 8.20 | 8.30 | 8.70 | 8.300 | | 14.100 |
| 69 | 229 | GIRALDO Jorge Hugo | COL | 6.60 | 7.50 | 7.60 | 7.40 | 7.20 | 7.40 | 7.40 | 7.425 | | 14.025 |
| 70 | 165 | MORANDI Matteo | ITA | 5.60 | 7.60 | 8.10 | 8.10 | 8.10 | 8.20 | 8.20 | 8.125 | | 13.725 |
| 71 | 131 | MUNOZ Sergio | ESP | 4.90 | 8.70 | 9.00 | 8.70 | 9.00 | 8.60 | 8.70 | 8.775 | | 13.675 |
| 72 | 164 | COPPOLINO Andrea | ITA | 4.90 | 8.70 | 9.00 | 8.70 | 8.90 | 8.70 | 8.80 | 8.775 | | 13.675 |
| 73 | 234 | SMITH Louis | GBR | 4.90 | 8.30 | 9.00 | 8.50 | 8.90 | 8.40 | 8.20 | 8.525 | | 13.425 |
| 74 | 244 | GAL Robert | HUN | 5.00 | 8.00 | 7.40 | 7.60 | 8.00 | 8.00 | 8.40 | 7.900 | | 12.900 |
| 75 | 232 | SROUR Mohamed | EGY | 4.60 | 7.90 | 7.90 | 7.70 | 7.60 | 7.60 | 8.10 | 7.775 | | 12.375 |
| 76 | 103 | KOZLOV Igor | BLR | 0.00 | 0.00 | 0.00 | 0.00 | 0.00 | 0.00 | 0.00 | 0.000 | | 0.000 |

Legend:

A Difficulty score B1 - B6 Panel "B" judges 1 - 6 Pen Penalty



Parallel Bars




INDIVIDUAL JUDGES SCORES

裁判员评分 / NOTES DES JUGES



| Rank | Bib | Name | NOC Code | A Score | B1 AUS | B2 ARG | B3 COL | B4 JPN | B5 AUT | B6 LUX | B Score | Pen. | Total |
|------|-----|---------------------|----------|---------|--------|--------|--------|--------|--------|--------|---------|------|--------|
| 1 | 152 | HAMBUECHEN Fabian | GER | 7.00 | 9.30 | 9.30 | 9.20 | 9.30 | 8.80 | 9.00 | 9.200 | | 16.200 |
| 2 | 163 | CASSINA Igor | ITA | 6.80 | 9.00 | 9.40 | 9.20 | 9.20 | 9.00 | 9.40 | 9.200 | | 16.000 |
| 3 | 143 | CUCHERAT Yann | FRA | 6.90 | 8.90 | 8.80 | 9.10 | 9.00 | 8.70 | 9.30 | 8.950 | | 15.850 |
| 4 | 247 | ZONDERLAND Epke | NED | 7.10 | 9.00 | 8.50 | 8.40 | 8.50 | 8.70 | 8.90 | 8.650 | | 15.750 |
| 5 | 126 | ZOU Kai | CHN | 7.00 | 8.40 | 9.00 | 8.50 | 8.70 | 8.60 | 8.60 | 8.600 | | 15.600 |
| 6 | 214 | HORTON Jonathan | USA | 6.40 | 9.10 | 9.20 | 9.20 | 9.10 | 9.20 | 9.20 | 9.175 | | 15.575 |
| 7 | 171 | TOMITA Hiroyuki | JPN | 6.60 | 8.50 | 9.10 | 8.90 | 9.00 | 9.00 | 8.90 | 8.950 | | 15.550 |
| 8 | 176 | NAKASE Takuya | JPN | 6.60 | 9.00 | 8.70 | 8.80 | 9.20 | 8.90 | 8.70 | 8.850 | | 15.450 |
| 9 | 146 | KARBANENKO Dimitri | FRA | 6.60 | 8.50 | 9.00 | 8.80 | 9.00 | 8.80 | 8.80 | 8.850 | | 15.450 |
| 10 | 123 | LI Xiaopeng | CHN | 6.50 | 9.10 | 8.90 | 9.10 | 8.90 | 8.70 | 8.70 | 8.900 | | 15.400 |
| 11 | 212 | HAGERTY Joey | USA | 6.60 | 8.70 | 8.80 | 9.00 | 8.80 | 8.80 | 8.80 | 8.800 | | 15.400 |
| 12 | 215 | SPRING Justin | USA | 6.30 | 9.00 | 9.10 | 9.00 | 9.10 | 9.10 | 9.20 | 9.075 | | 15.375 |
| 13 | 202 | KHOROKHORDIN Sergey | RUS | 6.70 | 8.70 | 8.40 | 8.80 | 8.40 | 8.70 | 8.80 | 8.650 | | 15.350 |
| 14 | 256 | SCHARER Christoph | SUI | 6.80 | 8.10 | 8.40 | 8.80 | 8.80 | 8.40 | 8.60 | 8.550 | | 15.350 |
| 15 | 175 | UCHIMURA Kohei | JPN | 6.40 | 8.90 | 9.00 | 9.00 | 9.00 | 8.80 | 8.50 | 8.925 | | 15.325 |
| 16 | 135 | MARTINEZ Rafael | ESP | 6.50 | 8.50 | 8.80 | 8.90 | 8.90 | 8.60 | 8.80 | 8.775 | | 15.275 |
| 17 | 172 | KASHIMA Takehiro | JPN | 6.00 | 9.20 | 9.10 | 9.10 | 9.10 | 9.20 | 9.20 | 9.150 | | 15.150 |
| 18 | 124 | XIAO Qin | CHN | 6.40 | 8.80 | 9.10 | 8.60 | 8.80 | 8.70 | 8.70 | 8.750 | | 15.150 |
| 19 | 205 | DEVYATOVSKIY Maxim | RUS | 6.40 | 8.70 | 8.80 | 8.90 | 8.50 | 8.30 | 9.00 | 8.725 | | 15.125 |
| 20 | 204 | KRYUKOV Nikolay | RUS | 6.10 | 8.90 | 9.20 | 9.00 | 8.90 | 8.90 | 9.00 | 8.950 | | 15.050 |
| 21 | 192 | KOCZI Flavius | ROU | 6.50 | 8.50 | 8.50 | 8.80 | 8.10 | 8.40 | 8.70 | 8.525 | | 15.025 |
| 22 | 183 | KIM Soomyun | KOR | 6.30 | 8.50 | 8.60 | 8.70 | 8.70 | 8.70 | 8.70 | 8.675 | | 14.975 |
| 23 | 217 | ARTEMEV Alexander | USA | 6.00 | 8.90 | 8.90 | 9.20 | 9.00 | 8.90 | 8.80 | 8.925 | | 14.925 |
| 24 | 125 | YANG Wei | CHN | 6.20 | 8.50 | 8.90 | 9.00 | 8.50 | 8.70 | 8.80 | 8.725 | | 14.925 |
| 25 | 105 | TSAREVICH Aleksandr | BLR | 5.80 | 9.10 | 9.10 | 9.00 | 9.20 | 9.00 | 8.80 | 9.050 | | 14.850 |
| 26 | 166 | POZZO Enrico | ITA | 6.80 | 7.70 | 8.10 | 8.50 | 8.20 | 8.20 | 7.50 | 8.050 | | 14.850 |
| 27 | 116 | GAFUIK Nathan | CAN | 6.10 | 8.80 | 8.60 | 8.80 | 8.80 | 8.60 | 8.70 | 8.725 | | 14.825 |
| 28 | 203 | RYAZANOV Yury | RUS | 6.00 | 8.90 | 8.80 | 8.70 | 8.80 | 8.70 | 8.90 | 8.800 | | 14.800 |
| 29 | 191 | DRAGULESCU Marian | ROU | 6.40 | 7.90 | 8.60 | 8.80 | 8.50 | 8.20 | 8.30 | 8.400 | | 14.800 |
| 30 | 102 | SAVENKOV Denis | BLR | 5.80 | 9.00 | 8.90 | 8.80 | 9.00 | 9.00 | 8.90 | 8.950 | | 14.750 |
| 31 | 156 | JUCKEL Robert | GER | 6.00 | 8.50 | 8.70 | 8.70 | 8.90 | 8.70 | 9.10 | 8.750 | | 14.750 |
| 32 | 266 | FUENTES BUSTAMANTE | VEN | 6.40 | 8.20 | 8.20 | 8.80 | 8.40 | 8.30 | 8.50 | 8.350 | | 14.750 |
| 33 | 173 | SAKAMOTO Koki | JPN | 5.70 | 9.00 | 9.00 | 9.00 | 9.30 | 9.00 | 9.10 | 9.025 | | 14.725 |
| 34 | 249 | RIVERA RIVERA Luis | PUR | 5.70 | 9.30 | 9.00 | 9.10 | 8.80 | 9.00 | 8.70 | 8.975 | | 14.675 |
| 35 | 142 | CARANOBÉ Benoît | FRA | 5.70 | 8.90 | 8.90 | 8.80 | 9.10 | 9.00 | 9.10 | 8.975 | | 14.675 |
| 36 | 255 | CAPELLI Claudio | SUI | 6.00 | 8.70 | 8.80 | 8.50 | 8.70 | 8.60 | 8.70 | 8.675 | | 14.675 |
| 37 | 185 | KIM Daeun | KOR | 5.90 | 8.70 | 8.90 | 8.40 | 8.80 | 8.60 | 8.80 | 8.725 | | 14.625 |
| 38 | 141 | BOUHAIL Thomas | FRA | 5.60 | 8.90 | 9.10 | 9.20 | 9.00 | 8.90 | 8.90 | 8.975 | | 14.575 |
| 39 | 233 | KEATINGS Daniel | GBR | 5.60 | 9.20 | 8.70 | 9.00 | 9.10 | 8.90 | 8.90 | 8.975 | | 14.575 |
| 40 | 101 | SAVITSKI Dmitry | BLR | 5.60 | 9.10 | 8.70 | 9.00 | 9.00 | 9.00 | 8.90 | 8.975 | | 14.575 |
| 41 | 114 | WONG Adam | CAN | 5.70 | 8.80 | 8.80 | 9.00 | 8.70 | 8.90 | 9.00 | 8.875 | | 14.575 |
| 42 | 132 | SAN MIGUEL Ivan | ESP | 5.60 | 9.30 | 8.80 | 8.90 | 8.70 | 9.00 | 9.00 | 8.925 | | 14.525 |
| 43 | 122 | CHEN Yibing | CHN | 5.70 | 8.80 | 9.00 | 8.90 | 8.80 | 8.50 | 8.80 | 8.825 | | 14.525 |



INDIVIDUAL JUDGES SCORES

裁判员评分 / NOTES DES JUGES



| Rank | Bib | Name | NOC Code | A Score | B1 AUS | B2 ARG | B3 COL | B4 JPN | B5 AUT | B6 LUX | B Score | Pen. | Total |
|------|-----|--------------------|----------|---------|--------|--------|--------|--------|--------|--------|---------|------|--------|
| 44 | 181 | KIM Jihoon | KOR | 6.30 | 8.20 | 7.80 | 8.20 | 8.30 | 8.40 | 8.20 | 8.225 | | 14.525 |
| 45 | 222 | VAN DAMME Koen | BEL | 5.60 | 8.50 | 9.10 | 9.00 | 9.10 | 8.90 | 8.40 | 8.875 | | 14.475 |
| 46 | 153 | NGUYEN Marcel | GER | 5.90 | 8.60 | 8.50 | 8.50 | 8.60 | 8.50 | 8.60 | 8.550 | | 14.450 |
| 47 | 216 | TAN Kai Wen | USA | 5.60 | 9.00 | 8.90 | 8.80 | 8.70 | 8.70 | 8.90 | 8.825 | | 14.425 |
| 48 | 154 | SPIRIDONOV Evgenij | GER | 5.70 | 8.70 | 8.50 | 8.80 | 8.80 | 8.70 | 8.60 | 8.700 | | 14.400 |
| 49 | 162 | BUSNARI Alberto | ITA | 5.70 | 8.40 | 8.80 | 9.00 | 9.00 | 8.50 | 8.40 | 8.675 | | 14.375 |
| 50 | 151 | BOY Philipp David | GER | 6.40 | 8.10 | 8.20 | 7.90 | 7.80 | 8.00 | 7.90 | 7.975 | | 14.375 |
| 51 | 206 | GOLOTSUTSKOV Anton | RUS | 5.80 | 8.30 | 8.60 | 8.60 | 8.70 | 8.40 | 8.40 | 8.500 | | 14.300 |
| 52 | 113 | SHEWFELT Kyle | CAN | 5.30 | 9.10 | 8.90 | 8.90 | 9.00 | 9.00 | 8.70 | 8.950 | | 14.250 |
| 53 | 106 | KASPEROVICH Dmitry | BLR | 5.40 | 8.70 | 8.70 | 9.00 | 8.80 | 9.00 | 8.90 | 8.850 | | 14.250 |
| 54 | 245 | SHATILOV Alexandr | ISR | 5.50 | 8.40 | 8.60 | 9.10 | 8.60 | 8.90 | 8.80 | 8.725 | | 14.225 |
| 55 | 112 | KIKUCHI David | CAN | 5.30 | 9.10 | 8.70 | 9.00 | 8.60 | 9.10 | 8.80 | 8.900 | | 14.200 |
| 56 | 234 | SMITH Louis | GBR | 5.50 | 8.90 | 8.80 | 8.70 | 8.70 | 8.50 | 8.10 | 8.675 | | 14.175 |
| 57 | 232 | SROUR Mohamed | EGY | 5.00 | 9.30 | 9.20 | 8.90 | 9.30 | 9.10 | 8.90 | 9.125 | | 14.125 |
| 58 | 229 | GIRALDO Jorge Hugo | COL | 5.70 | 7.90 | 8.30 | 8.60 | 8.80 | 8.10 | 8.10 | 8.275 | | 13.975 |
| 59 | 145 | SABOT Hamilton | FRA | 6.30 | 7.10 | 7.70 | 7.40 | 8.00 | 7.60 | 8.00 | 7.675 | | 13.975 |
| 60 | 239 | MARAS Vlasios | GRE | 6.60 | 6.90 | 7.60 | 7.40 | 7.80 | 7.40 | 7.10 | 7.375 | | 13.975 |
| 61 | 165 | MORANDI Matteo | ITA | 5.00 | 8.90 | 8.90 | 8.90 | 9.00 | 8.70 | 8.70 | 8.850 | | 13.850 |
| 62 | 260 | GONCHAROV Valeriy | UKR | 5.90 | 7.90 | 8.00 | 8.00 | 8.00 | 7.90 | 7.70 | 7.950 | | 13.850 |
| 63 | 195 | BUCUR Adrian | ROU | 5.80 | 8.00 | 7.40 | 8.50 | 7.30 | 8.40 | 8.00 | 7.950 | | 13.750 |
| 64 | 136 | DEFERR Gervasio | ESP | 4.70 | 9.20 | 9.10 | 9.00 | 9.00 | 9.00 | 8.80 | 9.025 | | 13.725 |
| 65 | 265 | FOKIN Anton | UZB | 4.60 | 9.00 | 9.00 | 9.30 | 9.00 | 8.60 | 9.10 | 9.025 | | 13.625 |
| 66 | 246 | PALGEN Sascha | LUX | 5.30 | 8.40 | 8.20 | 8.20 | 8.70 | 8.30 | 8.30 | 8.300 | | 13.600 |
| 67 | 161 | ANGIOLETTI Matteo | ITA | 4.70 | 8.80 | 8.80 | 9.00 | 8.50 | 8.90 | 9.00 | 8.875 | | 13.575 |
| 68 | 182 | YANG Taeyoung | KOR | 5.10 | 8.50 | 8.20 | 8.50 | 8.50 | 8.20 | 8.30 | 8.375 | | 13.475 |
| 69 | 221 | SIMPSON Sam | AUS | 5.30 | 8.00 | 8.10 | 8.80 | 8.60 | 8.00 | 7.70 | 8.175 | | 13.475 |
| 70 | 193 | SELARIU Razvan | ROU | 5.90 | 7.40 | 7.80 | 7.80 | 7.60 | 7.40 | 7.50 | 7.575 | | 13.475 |
| 71 | 194 | POPESCU Daniel | ROU | 5.70 | 7.70 | 7.80 | 7.40 | 7.60 | 7.70 | 7.50 | 7.625 | | 13.325 |
| 72 | 131 | MUNOZ Sergio | ESP | 5.70 | 7.70 | 7.80 | 7.70 | 7.60 | 7.20 | 7.40 | 7.600 | | 13.300 |
| 73 | 231 | KONECNY Martin | CZE | 6.40 | 6.60 | 7.00 | 6.50 | 6.80 | 7.00 | 6.50 | 6.725 | | 13.125 |
| 74 | 133 | CARBALLO Manuel | ESP | 5.90 | 6.90 | 7.00 | 7.50 | 7.50 | 7.00 | 7.00 | 7.125 | | 13.025 |
| 75 | 104 | IGNATOVICH Aleksei | BLR | 5.40 | 7.80 | 7.90 | 7.50 | 7.70 | 7.30 | 7.40 | 7.600 | | 13.000 |
| 76 | 186 | KIM Seungil | KOR | 5.20 | 7.10 | 7.10 | 6.90 | 7.10 | 6.80 | 6.80 | 6.975 | | 12.175 |
| 77 | 115 | O'NEILL Brandon | CAN | 0.00 | 0.00 | 0.00 | 0.00 | 0.00 | 0.00 | 0.00 | 0.000 | | 0.000 |

Legend:

A Difficulty score B1 - B6 Panel "B" judges 1 - 6 Pen Penalty



Horizontal Bar



JUDGES ASSIGNMENT

裁判名单 / COMPOSITION DU JURY

Superior Jury

| | | |
|-------------------------------|-----|--------------------------|
| STOICA Adrian | FIG | President |
| KARACSONY Istvan Jozsef | FIG | Floor Supervisor |
| SALANITRO Enrique Luis | FIG | Pommel Horse Supervisor |
| CARVALHO de SOUSA Alvaro Jose | FIG | Rings Supervisor |
| KATO Sawao | FIG | Vault Supervisor |
| MARCOS FELIPE Julio | FIG | Parallel Bars Supervisor |
| HUANG Liping | FIG | High Bar Supervisor |



| Function | Name | NOC Code |
|----------|-------------------------|----------|
| A1 | ZUNICH Andreja Alex | FIG |
| A2 | LAZZARICH Diego | FIG |
| B1 | MORA LOAIZA Juan Manuel | VEN |
| B2 | GOTO Yoichi | JPN |
| B3 | BERCZI Istvan Ferenc | HUN |
| B4 | NAM Seungku | KOR |
| B5 | WEY Gwo-Fong | TPE |
| B6 | KURTEV Zdravko Zdravkov | BUL |
| Timer 1 | LIU Shiling | CHN |
| Line 1 | YU Yongxiang | CHN |
| Line 2 | HUANG Jian | CHN |



| Function | Name | NOC Code |
|----------|------------------------|----------|
| A1 | TAKEUCHI Teruaki | FIG |
| A2 | CARRILES GARCIA Pablo | FIG |
| B1 | KENDALL Stephen Paul | NZL |
| B2 | TOMBS Andrew | GBR |
| B3 | BRICKNER Rafael Shalom | ISR |
| B4 | PAN Chenfei | CHN |
| B5 | GRECU Danut | ROU |
| B6 | KUKSENKOV Yuliy | UKR |



| Function | Name | NOC Code |
|----------|--------------------------|----------|
| A1 | LI Jing | FIG |
| A2 | FEDARAU Andrey | FIG |
| B1 | KODRIC Severin | SLO |
| B2 | VUKOJA Mario | CRO |
| B3 | FETZER Bernd Jorg | GER |
| B4 | REIMERING Vincent Harold | NED |
| B5 | STRUPLER Andreas | SUI |
| B6 | WOLFE Daren Bruce | AUS |



| Function | Name | NOC Code |
|----------|-----------------------------|----------|
| A1 | GRABOWECKY Christopher John | FIG |
| A2 | KOROLEV Yury | FIG |
| B1 | HADJI Mohamed Smail | ALG |
| B2 | SAGRERAS Alejandro Hugo | ARG |
| B3 | DIAZ LOZA Roberto Javier | ESP |
| B4 | PELC Zbigniew Juliusz | POL |
| B5 | NASR Mohamed Elarabe | EGY |
| B6 | COUSSEMENT Alain Mathias | BEL |
| Line 1 | YANG Xiaojing | CHN |



| Function | Name | NOC Code |
|----------|-------------------------------|----------|
| A1 | APOLZAN Mircea Dumitru | FIG |
| A2 | MACCHIA Alain | FIG |
| B1 | BONET VALENTIN Raul A | PUR |
| B2 | TOTH Josef | AUT |
| B3 | CORREDOR SEGURA Jaime Eduardo | COL |
| B4 | TRAVERSO Fulvio | ITA |
| B5 | NASSAR Roberto Gomes | BRA |
| B6 | THOMSON Jeffrey Willard | CAN |
| Timer 1 | HUANG Long | CHN |



| Function | Name | NOC Code |
|----------|-------------------------------|----------|
| A1 | ALBRECHT Gerhard Holger | FIG |
| A2 | KIM Dae Won | FIG |
| B1 | KOCIAN Vilem | CZE |
| B2 | ALFOSOV Valery | RUS |
| B3 | BERNARD Joseph Louis | LUX |
| B4 | KARASIK Feliks | BLR |
| B5 | BLANQUINO Jean-Francois Jacky | FRA |
| B6 | PROVIAS Nikolaos | GRE |

Legend:

Ax Panel 'A' judges

Bx Panel 'B' judges



Floor



Pommel Horse



Rings



Vault



Parallel Bars









Horizontal Bar



RESULTS







比赛成绩 / RÉSULTATS

| Rank | Bib | NOC Name | Total |  |  |  |  |  |  |
|----------|-----|----------------------------|----------------|---|---|--|---|---|---|
| 1 | | CHN - China | 286.125 | <u>45.925</u> (6) | 46.025 (1) | 48.875 (1) | 49.325 (1) | 49.025 (1) | 46.950 (1) |
| | 121 | HUANG Xu | 47.225 | | 14.750 | 16.000 | | 16.475 | |
| | 122 | CHEN Yibing | 47.100 | 14.575 | | 16.575 | 15.950 | | |
| | 123 | LI Xiaopeng | 48.950 | | | | 16.775 | 16.450 | 15.725 |
| | 124 | XIAO Qin | 31.350 | | 16.100 | | | | 15.250 |
| | 125 | YANG Wei | 79.600 | 15.425 | 15.175 | 16.300 | 16.600 | 16.100 | |
| | 126 | ZOU Kai | 31.900 | 15.925 | | | | | 15.975 |
| 2 | | JPN - Japan | 278.875 | <u>45.975</u> (5) | 45.575 (2) | 46.900 (2) | 46.750 (8) | 47.075 (4) | 46.600 (3) |
| | 171 | TOMITA Hiroyuki | 62.875 | | 15.150 | 15.950 | | 16.150 | 15.625 |
| | 172 | KASHIMA Takehiro | 30.775 | | 15.575 | | 15.200 | | |
| | 173 | SAKAMOTO Koki | 60.775 | | 14.850 | 15.525 | 15.400 | 15.000 | |
| | 174 | OKIGUCHI Makoto | 15.275 | 15.275 | | | | | |
| | 175 | UCHIMURA Kohei | 63.225 | 15.700 | | | 16.150 | 15.925 | 15.450 |
| | 176 | NAKASE Takuya | 45.950 | 15.000 | | 15.425 | | | 15.525 |
| 3 | | USA - United States | 275.850 | 45.400 (7) | 41.875 (8) | <u>46.375</u> (3) | 48.225 (4) | 47.050 (5) | 46.925 (2) |
| | 211 | BHAVSAR Raj | 60.775 | | 13.750 | 15.325 | 16.125 | 15.575 | |
| | 212 | HAGERTY Joey | 30.175 | 14.625 | | | | | 15.550 |
| | 214 | HORTON Jonathan | 78.725 | 15.575 | | 15.625 | 16.200 | 15.625 | 15.700 |
| | 215 | SPRING Justin | 62.625 | 15.200 | | | 15.900 | 15.850 | 15.675 |
| | 216 | TAN Kai Wen | 28.200 | | 12.775 | 15.425 | | | |
| | 217 | ARTEMEV Alexander | 15.350 | | 15.350 | | | | |
| 4 | | GER - Germany | 274.600 | 46.225 (3) | 44.650 (3) | <u>45.650</u> (6) | 47.000 (7) | 45.425 (7) | 45.650 (4) |
| | 151 | BOY Philipp David | 45.350 | | 14.675 | | 14.950 | | 15.725 |
| | 152 | HAMBUECHEN Fabian | 78.275 | 15.875 | | 15.175 | 16.175 | 15.950 | 15.100 |
| | 153 | NGUYEN Marcel | 45.750 | 15.475 | | | 15.875 | 14.400 | |
| | 154 | SPIRIDONOV Evgenij | 29.950 | 14.875 | | | | 15.075 | |
| | 155 | ANDERGASSEN Thomas | 30.625 | | 15.075 | 15.550 | | | |
| | 156 | JUCKEL Robert | 44.650 | | 14.900 | 14.925 | | | 14.825 |
| 5 | | KOR - Korea | 274.375 | 46.350 (1) | <u>43.050</u> (5) | 45.500 (7) | 47.225 (6) | 47.225 (3) | 45.025 (6) |
| | 181 | KIM Jihoon | 30.300 | | 14.850 | | | | 15.450 |
| | 182 | YANG Taeyoung | 73.975 | 14.900 | 13.525 | 14.750 | 15.350 | 15.450 | |
| | 183 | KIM Soomyun | 61.600 | 15.825 | 14.675 | | 15.925 | | 15.175 |
| | 184 | YOO Wonchul | 31.325 | | | 15.475 | | 15.850 | |
| | 185 | KIM Daeun | 77.175 | 15.625 | | 15.275 | 15.950 | 15.925 | 14.400 |
| | 186 | KIM Seungil | | | | | | | |









RESULTS

比赛成绩 / RÉSULTATS

| Rank | Bib | NOC Name | Total |  |  |  |  |  |  |
|----------|-----|---------------------------------|----------------|---|---|--|---|---|---|
| 6 | | RUS - Russian Federation | 274.300 | 46.050 (4) | <u>42.875</u> (7) | 45.950 (5) | 48.150 (5) | 47.300 (2) | 43.975 (7) |
| | 201 | PLUZHNIKOV K. | 15.250 | | | 15.250 | | | |
| | 202 | KHOROKHORDIN Sergey | 59.300 | 15.225 | 13.825 | | | 15.675 | 14.575 |
| | 203 | RYAZANOV Yuri | 45.800 | | | 15.250 | | 15.475 | 15.075 |
| | 204 | KRYUKOV Nikolay | 47.675 | | 15.475 | | 16.050 | 16.150 | |
| | 205 | DEVYATOVSKIY Maxim | 74.050 | 15.175 | 13.575 | 15.450 | 15.525 | | 14.325 |
| | 206 | GOLOTSUTSKOV Anton | 32.225 | 15.650 | | | 16.575 | | |
| 7 | | ROU - Romania | 274.175 | 46.250 (2) | 43.525 (4) | 46.375 (3) | <u>49.300</u> (2) | 45.225 (8) | 43.500 (8) |
| | 191 | DRAGULESCU Marian | 46.625 | 15.650 | | | 16.550 | | 14.425 |
| | 192 | KOCZI Flavius | 76.150 | 15.075 | 15.175 | | 16.525 | 15.050 | 14.325 |
| | 193 | SELARIU Razvan | 75.100 | 15.525 | 14.650 | 15.325 | | 14.850 | 14.750 |
| | 194 | POPESCU Daniel | 29.925 | | 13.700 | | 16.225 | | |
| | 195 | BUCUR Adrian | 15.125 | | | 15.125 | | | |
| | 196 | STANESCU Robert | 31.250 | | | 15.925 | | 15.325 | |
| 8 | | FRA - France | 272.875 | 44.625 (8) | 42.925 (6) | 45.300 (8) | <u>48.400</u> (3) | 46.575 (6) | 45.050 (5) |
| | 141 | BOUHAIL Thomas | 46.150 | 15.300 | 14.375 | | 16.475 | | |
| | 142 | CARANOBÉ Benoit | 45.600 | 14.425 | | 15.225 | 15.950 | | |
| | 143 | CUCHERAT Yann | 30.300 | | | | | 16.050 | 14.250 |
| | 144 | PINHEIRO RODRIGUES | 29.850 | | 13.750 | 16.100 | | | |
| | 145 | SABOT Hamilton | 59.375 | | 14.800 | 13.975 | | 15.150 | 15.450 |
| | 146 | KARBANENKO Dimitri | 61.600 | 14.900 | | | 15.975 | 15.375 | 15.350 |

Note:
Underlined totals indicate starting apparatus.





































Legend:

| | | | | | |
|--|--|---|---|---|--|
|  Floor |  Pommel Horse |  Rings |  Vault |  Parallel Bars |  Horizontal Bar |
|--|--|---|---|---|--|



INDIVIDUAL JUDGES SCORES































裁判员评分 / NOTES DES JUGES

| Rank | Bib | Name | NOC Code | | A Score | B1 | B2 | B3 | B4 | B5 | B6 | B Score | Pen. | Total | Rank by App. |
|------|-----|---------------------|----------|---|---------|------|------|------|------|------|------|---------|------|--------|--------------|
| 1 | 125 | YANG Wei | CHN |  | 6.10 | 9.20 | 9.20 | 9.30 | 9.40 | 9.40 | 9.40 | 9.325 | | 15.425 | (11) |
| | | | |  | 6.10 | 8.60 | 8.90 | 9.20 | 9.30 | 9.10 | 9.10 | 9.075 | | 15.175 | (5) |
| | | | |  | 7.50 | 8.80 | 8.70 | 8.80 | 8.70 | 9.10 | 8.90 | 8.800 | | 16.300 | (2) |
| | | | |  | 7.00 | 9.60 | 9.50 | 9.60 | 9.60 | 9.60 | 9.70 | 9.600 | | 16.600 | (2) |
| | | | |  | 7.00 | 9.00 | 9.10 | 9.00 | 9.20 | 9.20 | 9.10 | 9.100 | | 16.100 | (5) |
| | | | |  | | | | | | | | | | | |
| | | Total 79.600 | | | | | | | | | | | | | |
| 2 | 214 | HORTON Jonathan | USA |  | 6.30 | 9.30 | 9.20 | 9.30 | 9.30 | 9.20 | 9.30 | 9.275 | | 15.575 | (8) |
| | | | |  | 6.60 | 9.00 | 9.10 | 9.00 | 9.00 | 9.00 | 9.20 | 9.025 | | 15.625 | (7) |
| | | | |  | 6.60 | 9.60 | 9.60 | 9.60 | 9.60 | 9.70 | 9.60 | 9.600 | | 16.200 | (8) |
| | | | |  | 6.40 | 9.20 | 9.20 | 9.00 | 9.10 | 9.40 | 9.40 | 9.225 | | 15.625 | (13) |
| | | | |  | 6.40 | 9.50 | 9.30 | 9.30 | 9.30 | 9.30 | 9.10 | 9.300 | | 15.700 | (4) |
| | | | |  | | | | | | | | | | | |
| | | Total 78.725 | | | | | | | | | | | | | |
| 3 | 152 | HAMBUECHEN Fabian | GER |  | 6.50 | 9.70 | 9.30 | 9.40 | 9.40 | 9.20 | 9.40 | 9.375 | | 15.875 | (2) |
| | | | |  | 5.90 | 9.30 | 9.20 | 9.30 | 9.30 | 9.30 | 9.10 | 9.275 | | 15.175 | (20) |
| | | | |  | 6.60 | 9.50 | 9.70 | 9.60 | 9.60 | 9.50 | 9.60 | 9.575 | | 16.175 | (9) |
| | | | |  | 6.90 | 8.80 | 9.00 | 9.40 | 9.10 | 9.00 | 9.10 | 9.050 | | 15.950 | (7) |
| | | | |  | 6.80 | 8.10 | 8.20 | 8.50 | 8.30 | 8.30 | 8.40 | 8.300 | | 15.100 | (15) |
| | | | |  | | | | | | | | | | | |
| | | Total 78.275 | | | | | | | | | | | | | |
| 4 | 185 | KIM Daeun | KOR |  | 6.40 | 9.00 | 9.30 | 9.30 | 9.50 | 9.20 | 9.10 | 9.225 | | 15.625 | (7) |
| | | | |  | 6.70 | 8.60 | 8.40 | 8.60 | 8.60 | 8.50 | 9.00 | 8.575 | | 15.275 | (16) |
| | | | |  | 6.60 | 9.50 | 9.50 | 9.50 | 9.30 | 9.40 | 9.40 | 9.450 | 0.1 | 15.950 | (14) |
| | | | |  | 6.80 | 9.00 | 8.90 | 9.20 | 9.30 | 9.10 | 9.20 | 9.125 | | 15.925 | (8) |
| | | | |  | 5.90 | 8.60 | 8.60 | 8.30 | 8.40 | 8.40 | 8.70 | 8.500 | | 14.400 | (21) |
| | | | |  | | | | | | | | | | | |
| | | Total 77.175 | | | | | | | | | | | | | |
| 5 | 192 | KOCZI Flavius | ROU |  | 5.90 | 9.30 | 9.00 | 9.30 | 9.30 | 9.00 | 9.10 | 9.175 | | 15.075 | (17) |
| | | | |  | 6.50 | 8.70 | 8.30 | 8.60 | 8.80 | 9.00 | 8.60 | 8.675 | | 15.175 | (5) |
| | | | |  | 7.00 | 9.50 | 9.60 | 9.50 | 9.50 | 9.50 | 9.60 | 9.525 | | 16.525 | (5) |
| | | | |  | 6.00 | 9.10 | 9.00 | 9.10 | 9.10 | 9.00 | 8.80 | 9.050 | | 15.050 | (21) |
| | | | |  | 6.50 | 7.70 | 7.90 | 8.00 | 7.80 | 7.60 | 7.90 | 7.825 | | 14.325 | (22) |
| | | | |  | | | | | | | | | | | |
| | | Total 76.150 | | | | | | | | | | | | | |
| 6 | 193 | SELARIU Razvan | ROU |  | 6.40 | 9.10 | 9.10 | 9.20 | 9.10 | 8.70 | 9.20 | 9.125 | | 15.525 | (9) |
| | | | |  | 5.70 | 8.90 | 8.60 | 8.90 | 9.00 | 9.10 | 9.00 | 8.950 | | 14.650 | (16) |
| | | | |  | 6.40 | 8.90 | 8.90 | 9.00 | 8.90 | 9.10 | 8.90 | 8.925 | | 15.325 | (14) |
| | | | |  | 5.90 | 8.80 | 8.90 | 9.00 | 9.10 | 9.30 | 8.80 | 8.950 | | 14.850 | (23) |
| | | | |  | 6.00 | 8.80 | 8.80 | 8.60 | 8.80 | 8.60 | 9.00 | 8.750 | | 14.750 | (18) |
| | | | |  | | | | | | | | | | | |
| | | Total 75.100 | | | | | | | | | | | | | |



INDIVIDUAL JUDGES SCORES































裁判员评分 / NOTES DES JUGES

| Rank | Bib | Name | NOC Code | | A Score | B1 | B2 | B3 | B4 | B5 | B6 | B Score | Pen. | Total | Rank by App. | | |
|------|-----|---------------------|----------|---|---------|------|------|------|------|------|------|---------|------|--------|--------------|--|--|
| 7 | 205 | DEVYATOVSKIY Maxim | RUS |  | 6.00 | 9.10 | 9.10 | 9.40 | 9.20 | 9.20 | 9.20 | 9.175 | | 15.175 | (16) | | |
| | | | |  | 5.90 | 7.60 | 7.40 | 7.60 | 7.80 | 7.70 | 8.40 | 7.675 | | 13.575 | (22) | | |
| | | | |  | 6.30 | 9.10 | 9.20 | 9.10 | 9.20 | 9.10 | 9.20 | 9.150 | | 15.450 | (11) | | |
| | | | |  | 6.60 | 8.80 | 9.00 | 8.80 | 9.00 | 9.00 | 8.90 | 8.925 | | 15.525 | (20) | | |
| | | | |  | 6.40 | 8.10 | 8.00 | 7.60 | 8.00 | 7.80 | 7.90 | 7.925 | | 14.325 | (22) | | |
| | | Total 74.050 | | | | | | | | | | | | | | | |
| 8 | 182 | YANG Taeyoung | KOR |  | 6.30 | 8.50 | 8.80 | 8.60 | 8.50 | 8.80 | 8.50 | 8.600 | | 14.900 | (19) | | |
| | | | |  | 5.60 | 7.80 | 8.00 | 7.80 | 8.20 | 7.90 | 8.00 | 7.925 | | 13.525 | (23) | | |
| | | | |  | 6.50 | 8.60 | 8.30 | 8.20 | 8.10 | 8.00 | 8.40 | 8.250 | | 14.750 | (23) | | |
| | | | |  | 7.00 | 8.80 | 8.90 | 8.50 | 8.60 | 8.70 | 8.50 | 8.650 | 0.3 | 15.350 | (22) | | |
| | | | |  | 7.00 | 8.30 | 8.70 | 8.50 | 8.50 | 8.30 | 8.50 | 8.450 | | 15.450 | (16) | | |
| | | Total 73.975 | | | | | | | | | | | | | | | |
| 9 | 175 | UCHIMURA Kohei | JPN |  | 6.50 | 9.10 | 9.40 | 9.30 | 9.40 | 9.00 | 9.00 | 9.200 | | 15.700 | (4) | | |
| | | | |  | | | | | | | | | | | | | |
| | | | |  | 6.60 | 9.50 | 9.60 | 9.60 | 9.50 | 9.50 | 9.70 | 9.550 | | 16.150 | (10) | | |
| | | | |  | 6.70 | 9.20 | 9.10 | 9.20 | 9.40 | 9.20 | 9.30 | 9.225 | | 15.925 | (8) | | |
| | | | |  | 6.40 | 9.00 | 9.00 | 9.20 | 8.90 | 9.10 | 9.10 | 9.050 | | 15.450 | (9) | | |
| | | Total 63.225 | | | | | | | | | | | | | | | |
| 10 | 171 | TOMITA Hiroyuki | JPN |  | | | | | | | | | | | | | |
| | | | |  | 6.10 | 8.90 | 9.00 | 9.10 | 9.00 | 9.10 | 9.30 | 9.050 | | 15.150 | (7) | | |
| | | | |  | 6.80 | 9.20 | 9.20 | 9.10 | 9.10 | 9.00 | 9.30 | 9.150 | | 15.950 | (5) | | |
| | | | |  | 6.70 | 9.50 | 9.40 | 9.40 | 9.50 | 9.50 | 9.20 | 9.450 | | 16.150 | (3) | | |
| | | | |  | 6.60 | 8.90 | 9.10 | 9.00 | 9.00 | 9.00 | 9.10 | 9.025 | | 15.625 | (6) | | |
| | | Total 62.875 | | | | | | | | | | | | | | | |
| 11 | 215 | SPRING Justin | USA |  | 6.40 | 8.80 | 8.70 | 8.90 | 8.80 | 8.70 | 8.90 | 8.800 | | 15.200 | (15) | | |
| | | | |  | | | | | | | | | | | | | |
| | | | |  | 6.60 | 9.40 | 9.40 | 9.50 | 9.40 | 9.40 | 9.40 | 9.400 | 0.1 | 15.900 | (18) | | |
| | | | |  | 6.60 | 9.40 | 9.20 | 9.30 | 9.20 | 9.30 | 9.20 | 9.250 | | 15.850 | (10) | | |
| | | | |  | 6.30 | 9.40 | 9.00 | 9.40 | 9.50 | 9.40 | 9.30 | 9.375 | | 15.675 | (5) | | |
| | | Total 62.625 | | | | | | | | | | | | | | | |
| 12 | 146 | KARBANENKO Dimitri | FRA |  | 5.70 | 9.30 | 9.00 | 9.30 | 9.20 | 8.80 | 9.30 | 9.200 | | 14.900 | (19) | | |
| | | | |  | | | | | | | | | | | | | |
| | | | |  | 6.60 | 9.30 | 9.30 | 9.40 | 9.40 | 9.60 | 9.40 | 9.375 | | 15.975 | (13) | | |
| | | | |  | 6.00 | 9.00 | 9.30 | 9.50 | 9.40 | 9.50 | 9.30 | 9.375 | | 15.375 | (17) | | |
| | | | |  | 6.30 | 9.10 | 9.00 | 8.70 | 9.00 | 9.20 | 9.10 | 9.050 | | 15.350 | (12) | | |
| | | Total 61.600 | | | | | | | | | | | | | | | |



INDIVIDUAL JUDGES SCORES




































裁判员评分 / NOTES DES JUGES


| Rank | Bib | Name | NOC Code | | A Score | B1 | B2 | B3 | B4 | B5 | B6 | B Score | Pen. | Total | Rank by App. | | |
|------|-----|---------------------|----------|---|---------|------|------|------|------|------|------|---------|------|--------|--------------|--|--|
| 12 | 183 | KIM Soomyun | KOR |  | 6.60 | 9.20 | 9.10 | 9.20 | 9.30 | 9.30 | 9.20 | 9.225 | | 15.825 | (3) | | |
| | | | |  | 6.20 | 8.20 | 8.40 | 8.60 | 8.70 | 8.40 | 8.50 | 8.475 | | 14.675 | (14) | | |
| | | | |  | 6.60 | 9.40 | 9.20 | 9.40 | 9.40 | 9.30 | 9.20 | 9.325 | | 15.925 | (17) | | |
| | | | |  | 6.30 | 8.80 | 8.90 | 8.90 | 8.90 | 8.80 | 9.00 | 8.875 | | 15.175 | (14) | | |
| | | | |  | | | | | | | | | | | | | |
| | | Total 61.600 | | | | | | | | | | | | | | | |
| 14 | 173 | SAKAMOTO Koki | JPN |  | 6.00 | 9.00 | 8.50 | 8.90 | 8.80 | 8.90 | 8.80 | 8.850 | | 14.850 | (10) | | |
| | | | |  | 6.50 | 9.10 | 9.10 | 9.10 | 8.70 | 8.80 | 9.10 | 9.025 | | 15.525 | (9) | | |
| | | | |  | 6.60 | 9.10 | 9.20 | 9.10 | 9.10 | 9.10 | 9.10 | 9.100 | 0.3 | 15.400 | (21) | | |
| | | | |  | 6.10 | 8.90 | 9.10 | 8.60 | 8.90 | 9.00 | 8.80 | 8.900 | | 15.000 | (22) | | |
| | | | |  | | | | | | | | | | | | | |
| | | Total 60.775 | | | | | | | | | | | | | | | |
| 14 | 211 | BHAVSAR Raj | USA |  | 5.10 | 8.70 | 8.70 | 8.80 | 8.60 | 8.60 | 8.40 | 8.650 | | 13.750 | (19) | | |
| | | | |  | 6.40 | 8.90 | 8.50 | 8.80 | 9.10 | 8.90 | 9.10 | 8.925 | | 15.325 | (14) | | |
| | | | |  | 6.60 | 9.60 | 9.60 | 9.60 | 9.40 | 9.40 | 9.50 | 9.525 | | 16.125 | (11) | | |
| | | | |  | 6.50 | 8.90 | 9.00 | 9.30 | 9.20 | 9.10 | 9.00 | 9.075 | | 15.575 | (14) | | |
| | | | |  | | | | | | | | | | | | | |
| | | Total 60.775 | | | | | | | | | | | | | | | |
| 16 | 145 | SABOT Hamilton | FRA |  | 5.80 | 9.20 | 9.00 | 9.00 | 8.90 | 8.90 | 9.10 | 9.000 | | 14.800 | (12) | | |
| | | | |  | 5.30 | 8.70 | 8.70 | 8.70 | 8.40 | 8.60 | 8.90 | 8.675 | | 13.975 | (24) | | |
| | | | |  | 6.10 | 9.30 | 9.10 | 9.10 | 9.10 | 8.80 | 8.90 | 9.050 | | 15.150 | (19) | | |
| | | | |  | 6.60 | 8.90 | 8.80 | 8.90 | 9.10 | 8.70 | 8.80 | 8.850 | | 15.450 | (9) | | |
| | | | |  | | | | | | | | | | | | | |
| | | Total 59.375 | | | | | | | | | | | | | | | |
| 17 | 202 | KHOROKHORDIN Sergey | RUS |  | 6.10 | 9.30 | 9.10 | 9.10 | 9.00 | 8.90 | 9.30 | 9.125 | | 15.225 | (14) | | |
| | | | |  | 5.20 | 8.40 | 8.30 | 8.60 | 8.80 | 8.70 | 8.80 | 8.625 | | 13.825 | (18) | | |
| | | | |  | 6.60 | 9.10 | 9.00 | 8.90 | 9.10 | 9.10 | 9.10 | 9.075 | | 15.675 | (12) | | |
| | | | |  | 6.00 | 8.80 | 9.00 | 8.50 | 8.30 | 8.30 | 8.70 | 8.575 | | 14.575 | (19) | | |
| | | | |  | | | | | | | | | | | | | |
| | | Total 59.300 | | | | | | | | | | | | | | | |
| 18 | 123 | LI Xiaopeng | CHN |  | | | | | | | | | | | | | |
| | | | |  | | | | | | | | | | | | | |
| | | | |  | 7.20 | 9.50 | 9.60 | 9.50 | 9.70 | 9.70 | 9.50 | 9.575 | | 16.775 | (1) | | |
| | | | |  | 6.90 | 9.40 | 9.30 | 9.60 | 9.60 | 9.60 | 9.60 | 9.550 | | 16.450 | (2) | | |
| | | | |  | 6.70 | 9.20 | 9.00 | 9.20 | 8.80 | 9.00 | 8.90 | 9.025 | | 15.725 | (2) | | |
| | | Total 48.950 | | | | | | | | | | | | | | | |



INDIVIDUAL JUDGES SCORES































裁判员评分 / NOTES DES JUGES


| Rank | Bib | Name | NOC Code | | A Score | B1 | B2 | B3 | B4 | B5 | B6 | B Score | Pen. | Total | Rank by App. |
|------|-----|---------------------|----------|---|---------|------|------|------|------|------|------|---------|------|--------|--------------|
| 19 | 204 | KRYUKOV Nikolay | RUS |  | | | | | | | | | | | |
| | | | |  | 6.40 | 9.00 | 9.20 | 9.00 | 9.10 | 9.00 | 9.40 | 9.075 | | 15.475 | (3) |
| | | | |  | | | | | | | | | | | |
| | | | |  | 6.60 | 9.50 | 9.40 | 9.50 | 9.60 | 9.40 | 9.40 | 9.450 | | 16.050 | (12) |
| | | | |  | 6.80 | 9.20 | 9.40 | 9.40 | 9.50 | 9.30 | 9.30 | 9.350 | | 16.150 | (3) |
| | | | |  | | | | | | | | | | | |
| | | Total 47.675 | | | | | | | | | | | | | |
| 20 | 121 | HUANG Xu | CHN |  | | | | | | | | | | | |
| | | | |  | 5.70 | 9.10 | 9.30 | 8.70 | 9.10 | 9.00 | 9.00 | 9.050 | | 14.750 | (13) |
| | | | |  | 7.10 | 9.00 | 9.00 | 8.90 | 8.80 | 8.90 | 8.30 | 8.900 | | 16.000 | (4) |
| | | | |  | | | | | | | | | | | |
| | | | |  | 7.00 | 9.50 | 9.40 | 9.50 | 9.40 | 9.50 | 9.50 | 9.475 | | 16.475 | (1) |
| | | | |  | | | | | | | | | | | |
| | | Total 47.225 | | | | | | | | | | | | | |
| 21 | 122 | CHEN Yibing | CHN |  | | | | | | | | | | | |
| | | | |  | 5.70 | 8.70 | 8.70 | 9.10 | 9.00 | 9.10 | 9.10 | 8.975 | 0.1 | 14.575 | (23) |
| | | | |  | 7.30 | 9.30 | 9.30 | 9.30 | 9.20 | 9.20 | 9.30 | 9.275 | | 16.575 | (1) |
| | | | |  | 6.60 | 9.30 | 9.50 | 9.40 | 9.50 | 9.40 | 9.50 | 9.450 | 0.1 | 15.950 | (14) |
| | | | |  | | | | | | | | | | | |
| | | Total 47.100 | | | | | | | | | | | | | |
| 22 | 191 | DRAGULESCU Marian | ROU |  | | | | | | | | | | | |
| | | | |  | 6.60 | 9.10 | 9.00 | 9.20 | 8.90 | 9.00 | 9.10 | 9.050 | | 15.650 | (5) |
| | | | |  | | | | | | | | | | | |
| | | | |  | 7.00 | 9.50 | 9.60 | 9.50 | 9.60 | 9.60 | 9.50 | 9.550 | | 16.550 | (4) |
| | | | |  | 6.00 | 8.10 | 8.40 | 8.40 | 8.60 | 8.30 | 8.60 | 8.425 | | 14.425 | (20) |
| | | | |  | | | | | | | | | | | |
| | | Total 46.625 | | | | | | | | | | | | | |
| 23 | 141 | BOUHAIL Thomas | FRA |  | | | | | | | | | | | |
| | | | |  | 6.20 | 9.10 | 9.10 | 9.20 | 9.10 | 9.10 | 9.00 | 9.100 | | 15.300 | (12) |
| | | | |  | 5.40 | 9.00 | 9.00 | 9.00 | 9.00 | 8.90 | 8.90 | 8.975 | | 14.375 | (17) |
| | | | |  | | | | | | | | | | | |
| | | | |  | 7.00 | 9.50 | 9.40 | 9.50 | 9.60 | 9.50 | 9.40 | 9.475 | | 16.475 | (6) |
| | | | |  | | | | | | | | | | | |
| | | Total 46.150 | | | | | | | | | | | | | |
| 24 | 176 | NAKASE Takuya | JPN |  | | | | | | | | | | | |
| | | | |  | 6.30 | 8.60 | 8.90 | 8.50 | 8.80 | 8.70 | 8.70 | 8.700 | | 15.000 | (18) |
| | | | |  | 6.50 | 9.00 | 8.90 | 8.80 | 8.90 | 8.90 | 9.10 | 8.925 | | 15.425 | (12) |
| | | | |  | | | | | | | | | | | |
| | | | |  | 6.60 | 8.90 | 8.80 | 8.90 | 9.10 | 8.90 | 9.00 | 8.925 | | 15.525 | (8) |
| | | | |  | | | | | | | | | | | |
| | | Total 45.950 | | | | | | | | | | | | | |



INDIVIDUAL JUDGES SCORES











































裁判员评分 / NOTES DES JUGES

| Rank | Bib | Name | NOC Code | | A Score | B1 | B2 | B3 | B4 | B5 | B6 | B Score | Pen. | Total | Rank by App. | | |
|------|-----|--------------------|----------|---|---------|------|------|------|------|------|------|---------|------|--------|--------------|--|--|
| 25 | 203 | RYAZANOV Yury | RUS |  | | | | | | | | | | | | | |
| | | | |  | | | | | | | | | | | | | |
| | | | |  | 6.40 | 8.90 | 8.90 | 8.80 | 8.80 | 8.80 | 9.20 | 8.850 | | 15.250 | (17) | | |
| | | | | Total 45.800 | | | | | | | | | | | | | |
| | | | |  | 6.50 | 8.70 | 9.00 | 9.30 | 8.90 | 9.00 | 9.00 | 8.975 | | 15.475 | (15) | | |
| | | | |  | 6.10 | 9.10 | 9.00 | 8.90 | 9.00 | 8.70 | 9.00 | 8.975 | | 15.075 | (16) | | |
| 26 | 153 | NGUYEN Marcel | GER |  | | | | | | | | | | | | | |
| | | | |  | | | | | | | | | | | | | |
| | | | |  | 6.40 | 8.80 | 9.00 | 9.20 | 9.00 | 9.10 | 9.20 | 9.075 | | 15.475 | (10) | | |
| | | | | Total 45.750 | | | | | | | | | | | | | |
| | | | |  | 6.60 | 9.10 | 9.10 | 9.20 | 9.40 | 9.40 | 9.50 | 9.275 | | 15.875 | (19) | | |
| | | | |  | 6.00 | 8.30 | 8.50 | 8.40 | 8.40 | 8.40 | 8.40 | 8.400 | | 14.400 | (24) | | |
| 27 | 142 | CARANOBE Benoit | FRA |  | | | | | | | | | | | | | |
| | | | |  | | | | | | | | | | | | | |
| | | | |  | 6.10 | 8.10 | 8.50 | 8.30 | 8.30 | 8.70 | 8.20 | 8.325 | | 14.425 | (24) | | |
| | | | | Total 45.600 | | | | | | | | | | | | | |
| | | | |  | 6.40 | 8.70 | 8.70 | 8.90 | 9.00 | 9.10 | 8.60 | 8.825 | | 15.225 | (19) | | |
| | | | |  | 7.00 | 9.10 | 8.80 | 8.90 | 9.00 | 9.30 | 8.80 | 8.950 | | 15.950 | (14) | | |
| 28 | 151 | BOY Philipp David | GER |  | | | | | | | | | | | | | |
| | | | |  | | | | | | | | | | | | | |
| | | | |  | 5.90 | 8.80 | 8.70 | 8.70 | 8.70 | 9.10 | 8.90 | 8.775 | | 14.675 | (14) | | |
| | | | | Total 45.350 | | | | | | | | | | | | | |
| | | | |  | 6.60 | 8.60 | 8.70 | 8.60 | 8.70 | 8.80 | 8.40 | 8.650 | 0.3 | 14.950 | (24) | | |
| | | | |  | 6.70 | 9.30 | 9.00 | 9.00 | 9.10 | 8.90 | 9.00 | 9.025 | | 15.725 | (2) | | |
| 29 | 156 | JUCKEL Robert | GER |  | | | | | | | | | | | | | |
| | | | |  | | | | | | | | | | | | | |
| | | | |  | 5.90 | 9.00 | 9.00 | 9.00 | 9.00 | 8.80 | 9.10 | 9.000 | | 14.900 | (9) | | |
| | | | | Total 44.650 | | | | | | | | | | | | | |
| | | | |  | 6.20 | 8.70 | 8.50 | 8.80 | 8.70 | 8.70 | 8.80 | 8.725 | | 14.925 | (22) | | |
| | | | |  | 6.00 | 8.80 | 8.80 | 9.00 | 8.70 | 8.80 | 8.90 | 8.825 | | 14.825 | (17) | | |
| 30 | 206 | GOLOTSUTSKOV Anton | RUS |  | | | | | | | | | | | | | |
| | | | |  | | | | | | | | | | | | | |
| | | | |  | 6.50 | 9.20 | 9.30 | 9.30 | 8.90 | 9.20 | 9.30 | 9.250 | 0.1 | 15.650 | (5) | | |
| | | | | Total 32.225 | | | | | | | | | | | | | |
| | | | |  | 7.00 | 9.60 | 9.50 | 9.60 | 9.70 | 9.50 | 9.60 | 9.575 | | 16.575 | (3) | | |
| | | | |  | | | | | | | | | | | | | |



INDIVIDUAL JUDGES SCORES


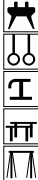



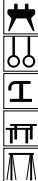



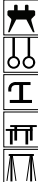



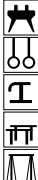



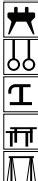



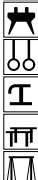


裁判员评分 / NOTES DES JUGES

| Rank | Bib | Name | NOC Code | | A Score | B1 | B2 | B3 | B4 | B5 | B6 | B Score | Pen. | Total | Rank by App. |
|------|-----|---------------------|----------|---|---------|------|------|------|------|------|------|---------|------|--------|--------------|
| 31 | 126 | ZOU Kai | CHN |  | 6.70 | 9.20 | 9.20 | 9.40 | 8.90 | 9.40 | 9.10 | 9.225 | | 15.925 | (1) |
| | | Total 31.900 | |      | | | | | | | | | | | |
| | | | |  | 7.00 | 8.90 | 9.10 | 8.90 | 9.20 | 8.80 | 9.00 | 8.975 | | 15.975 | (1) |
| 32 | 124 | XIAO Qin | CHN |  | 6.40 | 9.90 | 9.50 | 9.60 | 9.80 | 9.70 | 9.70 | 9.700 | | 16.100 | (1) |
| | | Total 31.350 | |      | | | | | | | | | | | |
| | | | |  | 6.20 | 9.20 | 9.00 | 9.20 | 8.90 | 8.80 | 9.10 | 9.050 | | 15.250 | (13) |
| 33 | 184 | YOO Wonchul | KOR |  | 6.80 | 8.50 | 8.80 | 8.50 | 8.90 | 8.60 | 8.80 | 8.675 | | 15.475 | (10) |
| | | Total 31.325 | |      | | | | | | | | | | | |
| | | | |  | 7.00 | 8.70 | 8.80 | 8.80 | 8.80 | 9.20 | 9.00 | 8.850 | | 15.850 | (10) |
| 34 | 196 | STANESCU Robert | ROU |  | 7.00 | 9.10 | 9.10 | 8.90 | 8.70 | 9.00 | 8.50 | 8.925 | | 15.925 | (6) |
| | | Total 31.250 | |      | | | | | | | | | | | |
| | | | |  | 6.30 | 8.70 | 9.20 | 8.90 | 9.00 | 9.10 | 9.10 | 9.025 | | 15.325 | (18) |
| 35 | 172 | KASHIMA Takehiro | JPN |  | 6.30 | 9.50 | 9.30 | 9.20 | 9.10 | 9.20 | 9.40 | 9.275 | | 15.575 | (2) |
| | | Total 30.775 | |      | | | | | | | | | | | |
| | | | |  | 6.20 | 9.10 | 9.00 | 9.30 | 9.40 | 9.00 | 9.00 | 9.100 | 0.1 | 15.200 | (23) |
| 36 | 155 | ANDERGASSEN Thomas | GER |  | 6.00 | 9.10 | 9.10 | 8.90 | 9.10 | 9.20 | 9.00 | 9.075 | | 15.075 | (8) |
| | | Total 30.625 | |      | | | | | | | | | | | |
| | | | |  | 6.60 | 8.90 | 9.00 | 9.00 | 9.00 | 8.90 | 8.80 | 8.950 | | 15.550 | (8) |



INDIVIDUAL JUDGES SCORES































裁判员评分 / NOTES DES JUGES

| Rank | Bib | Name | NOC Code | | A Score | B1 | B2 | B3 | B4 | B5 | B6 | B Score | Pen. | Total | Rank by App. |
|------|-----|---------------------|----------|---|---------|------|------|------|------|------|------|---------|------|--------|--------------|
| 37 | 143 | CUCHERAT Yann | FRA |  | | | | | | | | | | | |
| | | | |  | | | | | | | | | | | |
| | | Total 30.300 | | | | | | | | | | | | | |
| | | | |  | 6.70 | 9.50 | 9.40 | 9.10 | 9.40 | 9.20 | 9.40 | 9.350 | | 16.050 | (6) |
| | | | |  | 6.10 | 8.30 | 7.80 | 8.20 | 8.00 | 8.80 | 8.10 | 8.150 | | 14.250 | (24) |
| 37 | 181 | KIM Jihoon | KOR |  | | | | | | | | | | | |
| | | | |  | | | | | | | | | | | |
| | | Total 30.300 | | | | | | | | | | | | | |
| | | | |  | 6.10 | 9.00 | 8.40 | 8.90 | 8.90 | 8.60 | 8.60 | 8.750 | | 14.850 | (10) |
| | | | |  | 7.00 | 8.50 | 8.70 | 8.40 | 8.70 | 8.20 | 8.00 | 8.450 | | 15.450 | (9) |
| 39 | 212 | HAGERTY Joey | USA |  | | | | | | | | | | | |
| | | | |  | | | | | | | | | | | |
| | | Total 30.175 | | | | | | | | | | | | | |
| | | | |  | 6.20 | 8.70 | 8.70 | 8.70 | 8.50 | 8.20 | 8.60 | 8.625 | 0.2 | 14.625 | (22) |
| | | | |  | 6.60 | 9.00 | 8.70 | 9.00 | 9.00 | 8.90 | 8.90 | 8.950 | | 15.550 | (7) |
| 40 | 154 | SPIRIDONOV Evgenij | GER |  | | | | | | | | | | | |
| | | | |  | | | | | | | | | | | |
| | | Total 29.950 | | | | | | | | | | | | | |
| | | | |  | 5.80 | 9.30 | 9.10 | 9.10 | 8.90 | 9.00 | 9.10 | 9.075 | | 14.875 | (21) |
| | | | |  | 6.10 | 8.70 | 8.90 | 8.80 | 9.20 | 9.10 | 9.10 | 8.975 | | 15.075 | (20) |
| 41 | 194 | POPESCU Daniel | ROU |  | | | | | | | | | | | |
| | | | |  | | | | | | | | | | | |
| | | Total 29.925 | | | | | | | | | | | | | |
| | | | |  | 4.90 | 8.50 | 8.90 | 8.80 | 8.90 | 8.90 | 8.60 | 8.800 | | 13.700 | (21) |
| | | | |  | 7.00 | 9.50 | 9.30 | 9.30 | 9.40 | 9.20 | 9.30 | 9.325 | 0.1 | 16.225 | (7) |
| 42 | 144 | PINHEIRO RODRIGUES | FRA |  | | | | | | | | | | | |
| | | | |  | | | | | | | | | | | |
| | | Total 29.850 | | | | | | | | | | | | | |
| | | | |  | 5.00 | 8.90 | 8.80 | 8.60 | 8.60 | 9.00 | 8.70 | 8.750 | | 13.750 | (19) |
| | | | |  | 7.50 | 8.70 | 8.70 | 8.50 | 8.50 | 8.70 | 8.50 | 8.600 | | 16.100 | (3) |



INDIVIDUAL JUDGES SCORES

裁判员评分 / NOTES DES JUGES

| Rank | Bib | Name | NOC Code | | A Score | B1 | B2 | B3 | B4 | B5 | B6 | B Score | Pen. | Total | Rank by App. |
|------|-----|---------------------|----------|---|---------|------|------|------|------|------|------|---------|------|--------|--------------|
| 43 | 216 | TAN Kai Wen | USA |  | | | | | | | | | | | |
| | | | |  | 4.90 | 8.10 | 7.70 | 7.80 | 7.80 | 8.30 | 7.80 | 7.875 | | 12.775 | (24) |
| | | | |  | 6.60 | 9.00 | 8.90 | 8.60 | 8.80 | 8.60 | 9.00 | 8.825 | | 15.425 | (12) |
| | | Total 28.200 | |  | | | | | | | | | | | |
| | | | |  | | | | | | | | | | | |
| | | | |  | | | | | | | | | | | |
| 44 | 217 | ARTEMEV Alexander | USA |  | | | | | | | | | | | |
| | | | |  | 6.10 | 9.20 | 9.20 | 9.20 | 9.30 | 9.30 | 9.40 | 9.250 | | 15.350 | (4) |
| | | Total 15.350 | |  | | | | | | | | | | | |
| | | | |  | | | | | | | | | | | |
| | | | |  | | | | | | | | | | | |
| | | | |  | | | | | | | | | | | |
| 45 | 174 | OKIGUCHI Makoto | JPN |  | 6.50 | 8.90 | 8.80 | 9.10 | 9.00 | 8.80 | 8.70 | 8.875 | 0.1 | 15.275 | (13) |
| | | | |  | | | | | | | | | | | |
| | | Total 15.275 | |  | | | | | | | | | | | |
| | | | |  | | | | | | | | | | | |
| | | | |  | | | | | | | | | | | |
| | | | |  | | | | | | | | | | | |
| 46 | 201 | PLUZHNIKOV K. | RUS |  | | | | | | | | | | | |
| | | | |  | | | | | | | | | | | |
| | | | |  | 6.30 | 9.20 | 9.30 | 8.90 | 8.90 | 8.80 | 8.80 | 8.950 | | 15.250 | (17) |
| | | Total 15.250 | |  | | | | | | | | | | | |
| | | | |  | | | | | | | | | | | |
| | | | |  | | | | | | | | | | | |
| 47 | 195 | BUCUR Adrian | ROU |  | | | | | | | | | | | |
| | | | |  | | | | | | | | | | | |
| | | | |  | 6.20 | 8.90 | 9.00 | 8.90 | 8.80 | 8.90 | 9.10 | 8.925 | | 15.125 | (21) |
| | | Total 15.125 | |  | | | | | | | | | | | |
| | | | |  | | | | | | | | | | | |
| | | | |  | | | | | | | | | | | |

Legend:

A Difficulty score

App. Apparatus

B1 - B6 Panel "B" judges 1 - 6

B Panel "B"

Pen Penalty



Floor



Pommel Horse



Rings



Vault



Parallel Bars



Horizontal Bar



JUDGES ASSIGNMENT

裁判名单 / COMPOSITION DU JURY

Superior Jury

| | | |
|-------------------------------|-----|--------------------------|
| STOICA Adrian | FIG | President |
| KARACSONY Istvan Jozsef | FIG | Floor Supervisor |
| SALANITRO Enrique Luis | FIG | Pommel Horse Supervisor |
| CARVALHO de SOUSA Alvaro Jose | FIG | Rings Supervisor |
| KATO Sawao | FIG | Vault Supervisor |
| MARCOS FELIPE Julio | FIG | Parallel Bars Supervisor |
| HUANG Liping | FIG | High Bar Supervisor |



| Function | Name | NOC Code |
|----------|-------------------------|----------|
| A1 | ZUNICH Andreja Alex | USA |
| A2 | LAZZARICH Diego | FIG |
| B1 | BRICKNER Rafael Shalom | ISR |
| B2 | BERNARD Joseph Louis | LUX |
| B3 | FETZER Bernd Jorg | GER |
| B4 | KENDALL Stephen Paul | NZL |
| B5 | THOMSON Jeffrey Willard | CAN |
| B6 | PAN Chenfei | CHN |
| Timer 1 | LIU Shiling | CHN |
| Line 1 | YU Yongxiang | CHN |
| Line 2 | HUANG Jian | CHN |

| Function | Name | NOC Code |
|----------|-------------------------------|----------|
| A1 | TAKEUCHI Teruaki | JPN |
| A2 | CARRILES GARCIA Pablo | FIG |
| B1 | KARASIK Feliks | BLR |
| B2 | KOCIAN Vilem | CZE |
| B3 | CORREDOR SEGURA Jaime Eduardo | COL |
| B4 | PROVIAS Nikolaos | GRE |
| B5 | TOMBS Andrew | GBR |
| B6 | TRAVERSO Fulvio | ITA |









| Function | Name | NOC Code |
|----------|-------------------------|----------|
| A1 | LI Jing | CHN |
| A2 | FEDARAU Andrey | FIG |
| B1 | PELC Zbigniew Juliusz | POL |
| B2 | GOTO Yoichi | JPN |
| B3 | BERCZI Istvan Ferenc | HUN |
| B4 | SAGRERAS Alejandro Hugo | ARG |
| B5 | KODRIC Severin | SLO |


| Function | Name | NOC Code |
|----------|-----------------------------|----------|
| A1 | GRABOWECKY Christopher John | CAN |
| A2 | KOROLEV Yury | FIG |
| B1 | KURTEV Zdravko Zdravkov | BUL |
| B2 | REIMERING Vincent Harold | NED |
| B3 | TOTH Josef | AUT |
| B4 | NASSAR Roberto Gomes | BRA |
| B5 | KUKSENKOV Yuliy | UKR |
| B6 | BONET VALENTIN Raul A | USA |
| Line 1 | YANG Xiaojing | CHN |



| Function | Name | NOC Code |
|----------|--------------------------|----------|
| A1 | APOLZAN Mircea Dumitru | ROU |
| A2 | MACCHIA Alain | FIG |
| B1 | WOLFE Daren Bruce | AUS |
| B2 | MORA LOAIZA Juan Manuel | VEN |
| B3 | DIAZ LOZA Roberto Javier | ESP |
| B4 | VUKOJA Mario | CRO |
| B5 | NASR Mohamed Elarabe | EGY |
| B6 | NAM Seungku | KOR |
| Timer 1 | HUANG Long | CHN |







| Function | Name | NOC Code |
|----------|-------------------------------|----------|
| A1 | ALBRECHT Gerhard Holger | GER |
| A2 | KIM Dae Won | FIG |
| B1 | BLANQUINO Jean-Francois Jacky | FRA |
| B2 | GRECU Danut | ROU |
| B3 | ALFOSOV Valery | RUS |
| B4 | HADJI Mohamed Smail | ALG |
| B5 | WEY Gwo-Fong | TPE |
| B6 | COUSSEMENT Alain Mathias | BEL |

| | | | | | | |
|--|--|---|---|---|--|--|
| Legend: | | | | | | |
| Ax Panel 'A' judges | Bx Panel 'B' judges | | | | | |
|  Floor |  Pommel Horse |  Rings |  Vault |  Parallel Bars |  Horizontal Bar | |









RESULTS

比赛成绩 / RÉSULTATS

| Rank | Bib | Name | NOC Code |  |  |  |  |  |  | Total |
|------|-----|---------------------|----------|---|---|--|---|---|---|---------------|
| 1 | 125 | YANG Wei | CHN | <u>15.250</u> | 15.275 | 16.625 | 16.550 | 16.100 | 14.775 | 94.575 |
| 2 | 175 | UCHIMURA Kohei | JPN | <u>15.825</u> | 13.275 | 15.200 | 16.300 | 15.975 | 15.400 | 91.975 |
| 3 | 142 | CARANOBÉ Benoit | FRA | 15.350 | <u>14.875</u> | 15.175 | 16.600 | 15.050 | 14.875 | 91.925 |
| 4 | 171 | TOMITA Hiroyuki | JPN | <u>15.100</u> | 15.425 | 13.850 | 15.700 | 16.000 | 15.675 | 91.750 |
| 5 | 202 | KHOROKHORDIN Sergey | RUS | <u>15.150</u> | 15.100 | 15.400 | 15.300 | 15.700 | 15.050 | 91.700 |
| 6 | 205 | DEVYATOVSKIY Maxim | RUS | 15.225 | 15.200 | <u>15.625</u> | 15.225 | 15.325 | 15.100 | 91.700 |
| 7 | 152 | HAMBUECHEN Fabian | GER | <u>15.625</u> | 14.375 | 15.025 | 15.975 | 15.275 | 15.400 | 91.675 |
| 8 | 182 | YANG Taeyoung | KOR | 15.225 | 14.300 | <u>14.900</u> | 16.075 | 16.350 | 14.750 | 91.600 |
| 9 | 214 | HORTON Jonathan | USA | 15.600 | <u>13.675</u> | 15.575 | 16.100 | 15.275 | 15.350 | 91.575 |
| 10 | 135 | MARTINEZ Rafael | ESP | 15.450 | <u>15.000</u> | 14.375 | 15.575 | 15.525 | 15.575 | 91.500 |
| 11 | 185 | KIM Daeun | KOR | <u>15.225</u> | 13.650 | 15.400 | 15.625 | 16.000 | 14.875 | 90.775 |
| 12 | 217 | ARTEMEV Alexander | USA | 14.625 | 15.525 | <u>14.275</u> | 15.975 | 15.200 | 15.075 | 90.675 |
| 13 | 151 | BOY Philipp David | GER | 15.075 | 14.875 | 14.825 | <u>15.400</u> | 15.050 | 15.450 | 90.675 |
| 14 | 249 | RIVERA RIVERA Luis | PUR | 15.250 | <u>15.025</u> | 15.225 | 16.025 | 14.375 | 14.275 | 90.175 |
| 15 | 114 | WONG Adam | CAN | 14.325 | 14.550 | 15.050 | <u>15.700</u> | 15.350 | 14.825 | 89.800 |
| 16 | 265 | FOKIN Anton | UZB | 14.525 | 15.150 | 14.700 | <u>15.575</u> | 16.125 | 13.675 | 89.750 |
| 17 | 116 | GAFUIK Nathan | CAN | 15.325 | 13.475 | <u>14.375</u> | 16.175 | 15.275 | 15.000 | 89.625 |
| 18 | 192 | KOCZI Flavius | ROU | 14.900 | 15.425 | <u>14.550</u> | 16.450 | 13.525 | 14.725 | 89.575 |
| 19 | 166 | POZZO Enrico | ITA | 15.250 | 14.625 | 13.850 | <u>15.600</u> | 14.600 | 15.450 | 89.375 |
| 20 | 233 | KEATINGS Daniel | GBR | 14.850 | 15.700 | 14.000 | <u>15.800</u> | 14.425 | 14.225 | 89.000 |
| 21 | 141 | BOUHAIL Thomas | FRA | 15.200 | 13.400 | 13.650 | <u>15.850</u> | 14.425 | 14.475 | 87.000 |
| 22 | 266 | FUENTES BUSTAMANTE | VEN | 14.175 | 13.650 | <u>13.900</u> | 15.250 | 15.175 | 14.150 | 86.300 |
| 23 | 101 | SAVITSKI Dmitry | BLR | 13.725 | <u>13.750</u> | 15.300 | 15.900 | 13.400 | 10.100 | 82.175 |
| 24 | 122 | CHEN Yibing | CHN | | <u>13.750</u> | 16.650 | 15.900 | 14.950 | 12.975 | 74.225 |

Note:
Underlined totals indicate starting apparatus.





































Legend:


| | | | | | |
|--|--|---|---|---|--|
|  Floor |  Pommel Horse |  Rings |  Vault |  Parallel Bars |  Horizontal Bar |
|--|--|---|---|---|--|



INDIVIDUAL JUDGES SCORES





































裁判员评分 / NOTES DES JUGES

| Rank | Bib | Name | NOC Code | | A Score | B1 | B2 | B3 | B4 | B5 | B6 | B Score | Pen. | Total | Rank by App. |
|---------------------|-----|---------------------|----------|---|---------|------|------|------|------|------|------|---------|------|--------|--------------|
| 1 | 125 | YANG Wei | CHN |  | 6.10 | 9.30 | 9.30 | 9.00 | 9.00 | 9.40 | 9.40 | 9.250 | 0.1 | 15.250 | (7) |
| | | | |  | 6.00 | 9.20 | 9.40 | 9.10 | 9.30 | 9.20 | 9.50 | 9.275 | | 15.275 | (5) |
| | | | |  | 7.50 | 9.20 | 9.00 | 8.90 | 9.20 | 9.20 | 9.10 | 9.125 | | 16.625 | (2) |
| | | | |  | 7.00 | 9.60 | 9.50 | 9.40 | 9.70 | 9.70 | 9.40 | 9.550 | | 16.550 | (2) |
| | | | |  | 7.00 | 9.00 | 9.10 | 9.00 | 9.00 | 9.50 | 9.30 | 9.100 | | 16.100 | (3) |
| | | | |  | 6.20 | 8.40 | 8.80 | 8.20 | 8.90 | 8.20 | 9.10 | 8.575 | | 14.775 | (15) |
| Total 94.575 | | | | | | | | | | | | | | | |
| 2 | 175 | UCHIMURA Kohei | JPN |  | 6.50 | 9.30 | 9.40 | 9.20 | 9.50 | 9.40 | 9.20 | 9.325 | | 15.825 | (1) |
| | | | |  | 5.80 | 7.70 | 7.50 | 6.40 | 7.60 | 7.40 | 7.40 | 7.475 | | 13.275 | (24) |
| | | | |  | 6.30 | 8.60 | 9.10 | 8.90 | 8.90 | 9.00 | 8.80 | 8.900 | | 15.200 | (9) |
| | | | |  | 6.60 | 9.70 | 9.60 | 9.70 | 9.70 | 9.70 | 9.70 | 9.700 | | 16.300 | (4) |
| | | | |  | 6.70 | 9.30 | 9.30 | 9.20 | 9.30 | 9.40 | 9.20 | 9.275 | | 15.975 | (6) |
| | | | |  | 6.40 | 9.30 | 8.60 | 9.00 | 8.90 | 9.10 | 9.00 | 9.000 | | 15.400 | (5) |
| Total 91.975 | | | | | | | | | | | | | | | |
| 3 | 142 | CARANOBE Benoit | FRA |  | 6.30 | 9.00 | 9.30 | 9.10 | 9.10 | 9.00 | 8.90 | 9.050 | | 15.350 | (5) |
| | | | |  | 5.70 | 9.10 | 9.20 | 9.30 | 9.20 | 9.10 | 9.20 | 9.175 | | 14.875 | (11) |
| | | | |  | 6.40 | 8.80 | 8.70 | 8.80 | 8.90 | 8.80 | 8.60 | 8.775 | | 15.175 | (10) |
| | | | |  | 7.00 | 9.60 | 9.60 | 9.60 | 9.60 | 9.70 | 9.30 | 9.600 | | 16.600 | (1) |
| | | | |  | 6.10 | 8.80 | 9.00 | 9.00 | 9.00 | 9.20 | 8.80 | 8.950 | | 15.050 | (16) |
| | | | |  | 5.70 | 9.30 | 9.10 | 9.10 | 9.30 | 8.90 | 9.20 | 9.175 | | 14.875 | (12) |
| Total 91.925 | | | | | | | | | | | | | | | |
| 4 | 171 | TOMITA Hiroyuki | JPN |  | 6.00 | 9.10 | 9.10 | 9.10 | 8.80 | 9.30 | 9.10 | 9.100 | | 15.100 | (15) |
| | | | |  | 6.10 | 9.40 | 9.30 | 9.40 | 9.30 | 9.20 | 9.30 | 9.325 | | 15.425 | (3) |
| | | | |  | 5.80 | 8.20 | 8.20 | 7.80 | 8.00 | 8.20 | 7.80 | 8.050 | | 13.850 | (22) |
| | | | |  | 6.20 | 9.50 | 9.60 | 9.50 | 9.50 | 9.50 | 9.50 | 9.500 | | 15.700 | (15) |
| | | | |  | 6.70 | 9.30 | 9.20 | 9.30 | 9.30 | 9.30 | 9.40 | 9.300 | | 16.000 | (4) |
| | | | |  | 6.60 | 8.80 | 9.20 | 9.10 | 9.10 | 8.90 | 9.40 | 9.075 | | 15.675 | (1) |
| Total 91.750 | | | | | | | | | | | | | | | |
| 5 | 202 | KHOROKHORDIN Sergey | RUS |  | 6.10 | 9.20 | 9.10 | 9.00 | 9.00 | 9.10 | 9.00 | 9.050 | | 15.150 | (14) |
| | | | |  | 5.80 | 9.40 | 9.30 | 9.30 | 9.20 | 9.30 | 9.30 | 9.300 | | 15.100 | (8) |
| | | | |  | 6.40 | 8.80 | 9.10 | 9.00 | 9.10 | 9.00 | 8.90 | 9.000 | | 15.400 | (5) |
| | | | |  | 6.60 | 9.10 | 8.80 | 9.10 | 9.00 | 9.20 | 9.20 | 9.100 | | 15.300 | (22) |
| | | | |  | 6.60 | 9.00 | 9.30 | 8.90 | 9.00 | 9.10 | 9.40 | 9.100 | | 15.700 | (7) |
| | | | |  | 6.50 | 8.70 | 8.20 | 8.90 | 8.50 | 8.40 | 8.60 | 8.550 | | 15.050 | (10) |
| Total 91.700 | | | | | | | | | | | | 0.4 | | | |
| 6 | 205 | DEVYATOVSKIY Maxim | RUS |  | 6.00 | 9.20 | 9.20 | 9.20 | 9.20 | 9.30 | 9.30 | 9.225 | | 15.225 | (10) |
| | | | |  | 6.00 | 9.20 | 9.10 | 9.20 | 9.40 | 9.00 | 9.30 | 9.200 | | 15.200 | (6) |
| | | | |  | 6.60 | 9.30 | 9.00 | 9.10 | 8.90 | 9.10 | 8.90 | 9.025 | | 15.625 | (3) |
| | | | |  | 6.60 | 8.80 | 8.50 | 8.70 | 8.70 | 8.60 | 8.50 | 8.625 | | 15.225 | (24) |
| | | | |  | 6.40 | 8.60 | 9.20 | 9.00 | 9.00 | 9.00 | 8.70 | 8.925 | | 15.325 | (10) |
| | | | |  | 6.20 | 8.80 | 9.10 | 9.00 | 8.90 | 8.90 | 8.80 | 8.900 | | 15.100 | (8) |
| Total 91.700 | | | | | | | | | | | | | | | |



INDIVIDUAL JUDGES SCORES





































裁判员评分 / NOTES DES JUGES

| Rank | Bib | Name | NOC Code | | A Score | B1 | B2 | B3 | B4 | B5 | B6 | B Score | Pen. | Total | Rank by App. |
|------|-----|---------------------|----------|---|---------|------|------|------|------|------|------|---------|------|--------|--------------|
| 7 | 152 | HAMBUECHEN Fabian | GER |  | 6.50 | 9.00 | 9.40 | 9.30 | 9.00 | 9.20 | 9.00 | 9.125 | | 15.625 | (2) |
| | | | |  | 5.40 | 8.80 | 9.10 | 9.10 | 8.90 | 9.10 | 8.70 | 8.975 | | 14.375 | (15) |
| | | | |  | 5.90 | 9.20 | 9.20 | 9.10 | 9.10 | 9.00 | 9.10 | 9.125 | | 15.025 | (12) |
| | | | |  | 6.60 | 9.60 | 9.40 | 9.40 | 9.50 | 9.50 | 9.50 | 9.475 | 0.1 | 15.975 | (9) |
| | | | |  | 6.90 | 8.30 | 8.40 | 8.30 | 8.40 | 8.40 | 8.70 | 8.375 | | 15.275 | (11) |
| | | | |  | 7.10 | 8.20 | 8.50 | 8.20 | 8.00 | 8.50 | 8.30 | 8.300 | | 15.400 | (5) |
| | | Total 91.675 | | | | | | | | | | | | | |
| 8 | 182 | YANG Taeyoung | KOR |  | 6.30 | 8.90 | 8.80 | 9.00 | 8.60 | 9.00 | 9.00 | 8.925 | | 15.225 | (10) |
| | | | |  | 6.00 | 8.20 | 8.50 | 8.30 | 8.20 | 8.10 | 8.60 | 8.300 | | 14.300 | (16) |
| | | | |  | 6.50 | 8.40 | 8.50 | 8.80 | 8.30 | 8.40 | 7.90 | 8.400 | | 14.900 | (13) |
| | | | |  | 7.00 | 9.20 | 9.10 | 9.10 | 9.30 | 9.30 | 9.10 | 9.175 | 0.1 | 16.075 | (7) |
| | | | |  | 7.00 | 9.40 | 9.30 | 9.20 | 9.40 | 9.50 | 9.30 | 9.350 | | 16.350 | (1) |
| | | | |  | 5.90 | 8.80 | 8.90 | 8.80 | 9.00 | 8.90 | 8.70 | 8.850 | | 14.750 | (16) |
| | | Total 91.600 | | | | | | | | | | | | | |
| 9 | 214 | HORTON Jonathan | USA |  | 6.30 | 9.20 | 9.40 | 9.30 | 9.20 | 9.40 | 9.30 | 9.300 | | 15.600 | (3) |
| | | | |  | 5.00 | 8.80 | 9.00 | 8.70 | 8.80 | 8.30 | 8.40 | 8.675 | | 13.675 | (19) |
| | | | |  | 6.60 | 9.00 | 9.00 | 8.80 | 8.90 | 9.20 | 9.00 | 8.975 | | 15.575 | (4) |
| | | | |  | 6.60 | 9.40 | 9.40 | 9.50 | 9.60 | 9.50 | 9.60 | 9.500 | | 16.100 | (6) |
| | | | |  | 6.40 | 8.90 | 8.80 | 8.80 | 8.80 | 9.00 | 9.00 | 8.875 | | 15.275 | (11) |
| | | | |  | 6.40 | 9.00 | 9.10 | 9.00 | 8.90 | 8.90 | 8.80 | 8.950 | | 15.350 | (7) |
| | | Total 91.575 | | | | | | | | | | | | | |
| 10 | 135 | MARTINEZ Rafael | ESP |  | 6.40 | 9.20 | 8.90 | 9.00 | 9.10 | 9.00 | 9.10 | 9.050 | | 15.450 | (4) |
| | | | |  | 6.00 | 9.20 | 9.00 | 9.00 | 8.90 | 8.80 | 9.10 | 9.000 | | 15.000 | (10) |
| | | | |  | 5.80 | 8.60 | 8.90 | 8.60 | 8.40 | 8.40 | 8.70 | 8.575 | | 14.375 | (17) |
| | | | |  | 6.60 | 9.40 | 9.30 | 9.30 | 9.40 | 9.40 | 9.40 | 9.375 | 0.4 | 15.575 | (19) |
| | | | |  | 6.20 | 9.30 | 9.40 | 9.40 | 9.40 | 9.10 | 9.20 | 9.325 | | 15.525 | (8) |
| | | | |  | 6.50 | 8.70 | 9.20 | 8.90 | 9.10 | 9.10 | 9.40 | 9.075 | | 15.575 | (2) |
| | | Total 91.500 | | | | | | | | | | | | | |
| 11 | 185 | KIM Daeun | KOR |  | 6.40 | 8.50 | 8.80 | 8.90 | 8.70 | 8.90 | 8.90 | 8.825 | | 15.225 | (10) |
| | | | |  | 5.50 | 8.30 | 8.20 | 8.20 | 8.10 | 8.00 | 8.10 | 8.150 | | 13.650 | (20) |
| | | | |  | 6.70 | 8.70 | 8.60 | 8.70 | 8.90 | 8.80 | 8.60 | 8.700 | | 15.400 | (5) |
| | | | |  | 6.60 | 9.00 | 9.00 | 9.30 | 9.20 | 9.30 | 9.00 | 9.125 | 0.1 | 15.625 | (17) |
| | | | |  | 6.80 | 9.30 | 9.20 | 9.00 | 8.90 | 9.30 | 9.40 | 9.200 | | 16.000 | (4) |
| | | | |  | 5.90 | 8.80 | 9.10 | 8.90 | 9.10 | 9.10 | 8.70 | 8.975 | | 14.875 | (12) |
| | | Total 90.775 | | | | | | | | | | | | | |
| 12 | 217 | ARTEMEV Alexander | USA |  | 5.50 | 9.10 | 9.30 | 9.20 | 9.10 | 9.10 | 9.10 | 9.125 | | 14.625 | (19) |
| | | | |  | 6.10 | 9.50 | 9.60 | 9.40 | 9.40 | 9.40 | 9.40 | 9.425 | | 15.525 | (2) |
| | | | |  | 5.70 | 8.50 | 8.50 | 8.70 | 8.70 | 8.60 | 8.50 | 8.575 | | 14.275 | (19) |
| | | | |  | 6.60 | 9.40 | 9.30 | 9.30 | 9.40 | 9.40 | 9.40 | 9.375 | | 15.975 | (9) |
| | | | |  | 6.10 | 9.30 | 9.00 | 9.10 | 9.20 | 9.10 | 8.90 | 9.100 | | 15.200 | (14) |
| | | | |  | 6.00 | 9.10 | 9.00 | 9.10 | 9.10 | 9.00 | 9.30 | 9.075 | | 15.075 | (9) |
| | | Total 90.675 | | | | | | | | | | | | | |



INDIVIDUAL JUDGES SCORES





































裁判员评分 / NOTES DES JUGES

| Rank | Bib | Name | NOC Code | | A Score | B1 | B2 | B3 | B4 | B5 | B6 | B Score | Pen. | Total | Rank by App. |
|------|-----|---------------------|----------|---|---------|------|------|------|------|------|------|---------|------|--------|--------------|
| 13 | 151 | BOY Philipp David | GER |  | 5.90 | 9.20 | 9.20 | 9.20 | 9.20 | 9.10 | 9.10 | 9.175 | | 15.075 | (16) |
| | | | |  | 5.90 | 8.90 | 8.80 | 9.10 | 9.10 | 8.60 | 9.10 | 8.975 | | 14.875 | (11) |
| | | | |  | 6.00 | 8.80 | 8.70 | 8.80 | 8.80 | 8.90 | 8.90 | 8.825 | | 14.825 | (14) |
| | | | |  | 6.60 | 8.90 | 8.70 | 8.70 | 8.80 | 8.80 | 8.90 | 8.800 | | 15.400 | (21) |
| | | | |  | 6.20 | 8.80 | 8.80 | 8.90 | 8.80 | 8.90 | 9.00 | 8.850 | | 15.050 | (16) |
| | | | |  | 6.50 | 9.00 | 8.80 | 9.00 | 8.50 | 9.00 | 9.10 | 8.950 | | 15.450 | (3) |
| | | Total 90.675 | | | | | | | | | | | | | |
| 14 | 249 | RIVERA RIVERA Luis | PUR |  | 6.10 | 9.20 | 9.20 | 9.10 | 9.40 | 9.10 | 9.10 | 9.150 | | 15.250 | (7) |
| | | | |  | 5.90 | 9.00 | 9.30 | 9.20 | 9.10 | 8.80 | 9.20 | 9.125 | | 15.025 | (9) |
| | | | |  | 6.50 | 8.70 | 8.70 | 8.90 | 8.50 | 8.80 | 8.70 | 8.725 | | 15.225 | (8) |
| | | | |  | 6.60 | 9.60 | 9.60 | 9.50 | 9.50 | 9.40 | 9.50 | 9.525 | 0.1 | 16.025 | (8) |
| | | | |  | 5.80 | 8.60 | 8.60 | 8.50 | 8.40 | 8.80 | 8.60 | 8.575 | | 14.375 | (22) |
| | | | |  | 5.60 | 8.60 | 8.90 | 8.70 | 8.60 | 8.70 | 8.70 | 8.675 | | 14.275 | (19) |
| | | Total 90.175 | | | | | | | | | | | | | |
| 15 | 114 | WONG Adam | CAN |  | 5.60 | 8.40 | 8.70 | 8.70 | 8.60 | 9.00 | 8.90 | 8.725 | | 14.325 | (21) |
| | | | |  | 5.50 | 9.00 | 9.20 | 8.90 | 9.10 | 8.90 | 9.20 | 9.050 | | 14.550 | (14) |
| | | | |  | 6.10 | 9.00 | 8.90 | 8.90 | 9.00 | 9.10 | 8.90 | 8.950 | | 15.050 | (11) |
| | | | |  | 6.20 | 9.50 | 9.50 | 9.50 | 9.40 | 9.50 | 9.50 | 9.500 | | 15.700 | (15) |
| | | | |  | 6.20 | 9.30 | 9.30 | 9.10 | 9.00 | 9.20 | 8.70 | 9.150 | | 15.350 | (9) |
| | | | |  | 5.90 | 8.90 | 8.90 | 8.90 | 8.80 | 9.00 | 9.10 | 8.925 | | 14.825 | (14) |
| | | Total 89.800 | | | | | | | | | | | | | |
| 16 | 265 | FOKIN Anton | UZB |  | 5.80 | 8.80 | 8.80 | 8.80 | 8.40 | 8.70 | 8.60 | 8.725 | | 14.525 | (20) |
| | | | |  | 5.90 | 9.20 | 8.80 | 9.30 | 9.30 | 9.30 | 9.20 | 9.250 | | 15.150 | (7) |
| | | | |  | 6.20 | 8.40 | 8.70 | 8.50 | 8.50 | 8.60 | 8.20 | 8.500 | | 14.700 | (15) |
| | | | |  | 6.20 | 9.40 | 9.30 | 9.40 | 9.40 | 9.40 | 9.30 | 9.375 | | 15.575 | (19) |
| | | | |  | 6.80 | 9.20 | 9.30 | 9.30 | 9.50 | 9.50 | 9.20 | 9.325 | | 16.125 | (2) |
| | | | |  | 4.60 | 9.10 | 9.10 | 8.80 | 9.20 | 9.30 | 8.90 | 9.075 | | 13.675 | (22) |
| | | Total 89.750 | | | | | | | | | | | | | |
| 17 | 116 | GAFUIK Nathan | CAN |  | 6.10 | 9.20 | 9.10 | 8.90 | 9.30 | 9.30 | 9.40 | 9.225 | | 15.325 | (6) |
| | | | |  | 5.20 | 8.20 | 8.50 | 8.20 | 8.40 | 7.60 | 8.30 | 8.275 | | 13.475 | (22) |
| | | | |  | 5.20 | 9.20 | 9.10 | 9.10 | 9.20 | 9.20 | 9.20 | 9.175 | | 14.375 | (17) |
| | | | |  | 6.60 | 9.60 | 9.60 | 9.60 | 9.50 | 9.40 | 9.60 | 9.575 | | 16.175 | (5) |
| | | | |  | 6.20 | 9.10 | 9.00 | 9.10 | 9.10 | 9.20 | 9.00 | 9.075 | | 15.275 | (11) |
| | | | |  | 6.10 | 8.90 | 8.90 | 9.00 | 8.80 | 8.70 | 9.00 | 8.900 | | 15.000 | (11) |
| | | Total 89.625 | | | | | | | | | | | | | |
| 18 | 192 | KOCZI Flavius | ROU |  | 5.90 | 9.00 | 9.00 | 9.20 | 9.00 | 9.00 | 8.90 | 9.000 | | 14.900 | (17) |
| | | | |  | 6.50 | 8.80 | 8.80 | 8.90 | 9.00 | 9.00 | 9.00 | 8.925 | | 15.425 | (3) |
| | | | |  | 5.90 | 8.70 | 8.40 | 8.70 | 8.50 | 8.70 | 8.70 | 8.650 | | 14.550 | (16) |
| | | | |  | 7.00 | 9.50 | 9.40 | 9.40 | 9.50 | 9.40 | 9.50 | 9.450 | | 16.450 | (3) |
| | | | |  | 5.10 | 8.40 | 8.40 | 7.90 | 8.30 | 9.20 | 8.60 | 8.425 | | 13.525 | (23) |
| | | | |  | 6.60 | 7.90 | 8.50 | 8.30 | 8.10 | 8.10 | 8.00 | 8.125 | | 14.725 | (17) |
| | | Total 89.575 | | | | | | | | | | | | | |



INDIVIDUAL JUDGES SCORES

裁判员评分 / NOTES DES JUGES


| Rank | Bib | Name | NOC Code | | A Score | B1 | B2 | B3 | B4 | B5 | B6 | B Score | Pen. | Total | Rank by App. |
|------|-----|---------------------|----------|---|---------|------|------|------|------|------|------|---------|------|--------|--------------|
| 19 | 166 | POZZO Enrico | ITA |  | 6.20 | 9.10 | 9.20 | 8.90 | 9.00 | 9.00 | 9.10 | 9.050 | | 15.250 | (7) |
| | | | |  | 5.50 | 9.20 | 9.10 | 9.30 | 9.00 | 9.00 | 9.20 | 9.125 | | 14.625 | (13) |
| | | | |  | 5.50 | 8.40 | 8.30 | 8.40 | 8.10 | 8.30 | 8.50 | 8.350 | | 13.850 | (22) |
| | | | |  | 6.20 | 9.40 | 9.30 | 9.40 | 9.40 | 9.40 | 9.40 | 9.400 | | 15.600 | (18) |
| | | | |  | 5.50 | 8.90 | 9.30 | 9.00 | 9.20 | 9.30 | 8.90 | 9.100 | | 14.600 | (19) |
| | | | |  | 6.80 | 8.60 | 8.70 | 8.60 | 8.90 | 8.30 | 8.70 | 8.650 | | 15.450 | (3) |
| | | Total 89.375 | | | | | | | | | | | | | |
| 20 | 233 | KEATINGS Daniel | GBR |  | 5.90 | 9.00 | 8.80 | 8.90 | 9.00 | 9.00 | 8.90 | 8.950 | | 14.850 | (18) |
| | | | |  | 6.70 | 8.90 | 9.10 | 8.70 | 9.30 | 9.40 | 8.70 | 9.000 | | 15.700 | (1) |
| | | | |  | 5.90 | 7.90 | 8.10 | 8.10 | 8.10 | 8.10 | 8.30 | 8.100 | | 14.000 | (20) |
| | | | |  | 6.20 | 9.60 | 9.60 | 9.70 | 9.60 | 9.50 | 9.60 | 9.600 | | 15.800 | (14) |
| | | | |  | 5.70 | 8.90 | 8.60 | 8.60 | 8.80 | 8.60 | 8.90 | 8.725 | | 14.425 | (20) |
| | | | |  | 5.40 | 8.50 | 8.90 | 8.90 | 9.00 | 8.70 | 8.80 | 8.825 | | 14.225 | (20) |
| | | Total 89.000 | | | | | | | | | | | | | |
| 21 | 141 | BOUHAIL Thomas | FRA |  | 6.20 | 9.20 | 9.20 | 9.00 | 8.90 | 8.90 | 8.90 | 9.000 | | 15.200 | (13) |
| | | | |  | 5.20 | 7.90 | 8.10 | 8.40 | 8.30 | 8.20 | 8.20 | 8.200 | | 13.400 | (23) |
| | | | |  | 4.50 | 9.20 | 9.10 | 9.10 | 9.10 | 9.20 | 9.30 | 9.150 | | 13.650 | (24) |
| | | | |  | 7.00 | 8.80 | 8.90 | 8.90 | 8.80 | 8.90 | 8.50 | 8.850 | | 15.850 | (13) |
| | | | |  | 5.50 | 9.00 | 9.10 | 9.00 | 8.80 | 8.40 | 8.90 | 8.925 | | 14.425 | (20) |
| | | | |  | 5.40 | 9.10 | 9.10 | 8.90 | 9.20 | 9.20 | 8.90 | 9.075 | | 14.475 | (18) |
| | | Total 87.000 | | | | | | | | | | | | | |
| 22 | 266 | FUENTES BUSTAMANTE | VEN |  | 5.50 | 8.80 | 8.70 | 8.60 | 8.70 | 8.70 | 8.60 | 8.675 | | 14.175 | (22) |
| | | | |  | 5.70 | 7.80 | 8.00 | 8.20 | 7.80 | 7.60 | 8.30 | 7.950 | | 13.650 | (20) |
| | | | |  | 6.60 | 7.10 | 7.60 | 7.50 | 7.20 | 7.40 | 6.80 | 7.300 | | 13.900 | (21) |
| | | | |  | 6.20 | 9.30 | 9.20 | 9.10 | 9.20 | 9.10 | 9.10 | 9.150 | 0.1 | 15.250 | (23) |
| | | | |  | 6.30 | 9.00 | 9.10 | 8.70 | 8.50 | 8.90 | 8.90 | 8.875 | | 15.175 | (15) |
| | | | |  | 6.00 | 8.10 | 8.30 | 8.40 | 8.10 | 8.10 | 8.10 | 8.150 | | 14.150 | (21) |
| | | Total 86.300 | | | | | | | | | | | | | |
| 23 | 101 | SAVITSKI Dmitry | BLR |  | 6.00 | 8.20 | 8.10 | 8.40 | 8.10 | 8.50 | 8.20 | 8.225 | 0.5 | 13.725 | (23) |
| | | | |  | 4.80 | 9.10 | 8.90 | 9.10 | 8.90 | 8.60 | 8.90 | 8.950 | | 13.750 | (17) |
| | | | |  | 6.30 | 9.20 | 8.90 | 9.00 | 9.10 | 9.00 | 8.90 | 9.000 | | 15.300 | (7) |
| | | | |  | 6.60 | 9.20 | 9.10 | 9.40 | 9.40 | 9.40 | 9.20 | 9.300 | | 15.900 | (11) |
| | | | |  | 5.60 | 7.60 | 7.60 | 7.70 | 7.80 | 8.60 | 8.10 | 7.800 | | 13.400 | (24) |
| | | | |  | 2.00 | 8.20 | 8.10 | 8.30 | 8.00 | 8.10 | 8.00 | 8.100 | | 10.100 | (24) |
| | | Total 82.175 | | | | | | | | | | | | | |
| 24 | 122 | CHEN Yibing | CHN |  | 5.30 | 8.60 | 8.50 | 8.80 | 8.30 | 8.20 | 8.40 | 8.450 | | 13.750 | (17) |
| | | | |  | 7.30 | 9.40 | 9.40 | 9.30 | 9.50 | 9.20 | 9.30 | 9.350 | | 16.650 | (1) |
| | | | |  | 6.60 | 9.50 | 9.40 | 9.40 | 9.40 | 9.40 | 9.40 | 9.400 | 0.1 | 15.900 | (11) |
| | | | |  | 5.70 | 9.20 | 9.30 | 9.30 | 9.10 | 9.20 | 9.30 | 9.250 | | 14.950 | (18) |
| | | | |  | 4.80 | 8.10 | 8.20 | 8.20 | 8.80 | 8.10 | 8.20 | 8.175 | | 12.975 | (23) |
| | | | |  | | | | | | | | | | | |



NATIONAL INDOOR STADIUM
 国家体育馆
 PALAIS NATIONAL OMNISPORTS

THU 星期四 JEU
 14 AUG 2008
 11:00

GYMNASTICS ARTISTIC
 竞技体操 / GYMNASTIQUE ARTISTIQUE
MEN'S INDIVIDUAL ALL-AROUND FINAL
 男子个人全能决赛 / CONCOURS INDIVIDUEL MULTIPLE MASCULIN




INDIVIDUAL JUDGES SCORES
 裁判员评分 / NOTES DES JUGES

| Rank | Bib | Name | NOC Code | A Score | B1 | B2 | B3 | B4 | B5 | B6 | B Score | Pen. | Total | Rank by App. |
|------|-----|------|----------|---------|----|----|----|----|----|----|---------|------|-------|--------------|
|------|-----|------|----------|---------|----|----|----|----|----|----|---------|------|-------|--------------|

Legend:

| | | | | |
|---------------------------|-----------------------|---------------------------------------|--------------------|--------------------|
| A Difficulty score | App. Apparatus | B1 - B6 Panel "B" judges 1 - 6 | B Panel "B" | Pen Penalty |
| Floor | Pommel Horse | Rings | Vault | Parallel Bars |
| | | | | Horizontal Bar |



INDIVIDUAL JUDGES SCORES

裁判员评分 / NOTES DES JUGES



| Rank | Bib | Name | NOC Code | A Score | B1 ISR | B2 LUX | B3 GER | B4 NZL | B5 CAN | B6 CHN | B Score | Pen. | Total |
|------|-----|---------------------|----------|---------|--------|--------|--------|--------|--------|--------|---------|------|--------|
| 1 | 175 | UCHIMURA Kohei | JPN | 6.50 | 9.30 | 9.40 | 9.20 | 9.50 | 9.40 | 9.20 | 9.325 | | 15.825 |
| 2 | 152 | HAMBUECHEN Fabian | GER | 6.50 | 9.00 | 9.40 | 9.30 | 9.00 | 9.20 | 9.00 | 9.125 | | 15.625 |
| 3 | 214 | HORTON Jonathan | USA | 6.30 | 9.20 | 9.40 | 9.30 | 9.20 | 9.40 | 9.30 | 9.300 | | 15.600 |
| 4 | 135 | MARTINEZ Rafael | ESP | 6.40 | 9.20 | 8.90 | 9.00 | 9.10 | 9.00 | 9.10 | 9.050 | | 15.450 |
| 5 | 142 | CARANOBÉ Benoit | FRA | 6.30 | 9.00 | 9.30 | 9.10 | 9.10 | 9.00 | 8.90 | 9.050 | | 15.350 |
| 6 | 116 | GAFUIK Nathan | CAN | 6.10 | 9.20 | 9.10 | 8.90 | 9.30 | 9.30 | 9.40 | 9.225 | | 15.325 |
| 7 | 125 | YANG Wei | CHN | 6.10 | 9.30 | 9.30 | 9.00 | 9.00 | 9.40 | 9.40 | 9.250 | 0.1 | 15.250 |
| 7 | 166 | POZZO Enrico | ITA | 6.20 | 9.10 | 9.20 | 8.90 | 9.00 | 9.00 | 9.10 | 9.050 | | 15.250 |
| 7 | 249 | RIVERA RIVERA Luis | PUR | 6.10 | 9.20 | 9.20 | 9.10 | 9.40 | 9.10 | 9.10 | 9.150 | | 15.250 |
| 10 | 182 | YANG Taeyoung | KOR | 6.30 | 8.90 | 8.80 | 9.00 | 8.60 | 9.00 | 9.00 | 8.925 | | 15.225 |
| 10 | 185 | KIM Daeun | KOR | 6.40 | 8.50 | 8.80 | 8.90 | 8.70 | 8.90 | 8.90 | 8.825 | | 15.225 |
| 10 | 205 | DEVYATOVSKIY Maxim | RUS | 6.00 | 9.20 | 9.20 | 9.20 | 9.20 | 9.30 | 9.30 | 9.225 | | 15.225 |
| 13 | 141 | BOUHAIL Thomas | FRA | 6.20 | 9.20 | 9.20 | 9.00 | 8.90 | 8.90 | 8.90 | 9.000 | | 15.200 |
| 14 | 202 | KHOROKHORDIN Sergey | RUS | 6.10 | 9.20 | 9.10 | 9.00 | 9.00 | 9.10 | 9.00 | 9.050 | | 15.150 |
| 15 | 171 | TOMITA Hiroyuki | JPN | 6.00 | 9.10 | 9.10 | 9.10 | 8.80 | 9.30 | 9.10 | 9.100 | | 15.100 |
| 16 | 151 | BOY Philipp David | GER | 5.90 | 9.20 | 9.20 | 9.20 | 9.20 | 9.10 | 9.10 | 9.175 | | 15.075 |
| 17 | 192 | KOCZI Flavius | ROU | 5.90 | 9.00 | 9.00 | 9.20 | 9.00 | 9.00 | 8.90 | 9.000 | | 14.900 |
| 18 | 233 | KEATINGS Daniel | GBR | 5.90 | 9.00 | 8.80 | 8.90 | 9.00 | 9.00 | 8.90 | 8.950 | | 14.850 |
| 19 | 217 | ARTEMEV Alexander | USA | 5.50 | 9.10 | 9.30 | 9.20 | 9.10 | 9.10 | 9.10 | 9.125 | | 14.625 |
| 20 | 265 | FOKIN Anton | UZB | 5.80 | 8.80 | 8.80 | 8.80 | 8.40 | 8.70 | 8.60 | 8.725 | | 14.525 |
| 21 | 114 | WONG Adam | CAN | 5.60 | 8.40 | 8.70 | 8.70 | 8.60 | 9.00 | 8.90 | 8.725 | | 14.325 |
| 22 | 266 | FUENTES BUSTAMANTE | VEN | 5.50 | 8.80 | 8.70 | 8.60 | 8.70 | 8.70 | 8.60 | 8.675 | | 14.175 |
| 23 | 101 | SAVITSKI Dmitry | BLR | 6.00 | 8.20 | 8.10 | 8.40 | 8.10 | 8.50 | 8.20 | 8.225 | 0.5 | 13.725 |

Legend:

A Difficulty score B1 - B6 Panel "B" judges 1 - 6 Pen Penalty

 Floor



INDIVIDUAL JUDGES SCORES

裁判员评分 / NOTES DES JUGES




| Rank | Bib | Name | NOC Code | A Score | B1 BLR | B2 CZE | B3 COL | B4 GRE | B5 GBR | B6 ITA | B Score | Pen. | Total |
|------|-----|---------------------|----------|---------|--------|--------|--------|--------|--------|--------|---------|------|--------|
| 1 | 233 | KEATINGS Daniel | GBR | 6.70 | 8.90 | 9.10 | 8.70 | 9.30 | 9.40 | 8.70 | 9.000 | | 15.700 |
| 2 | 217 | ARTEMEV Alexander | USA | 6.10 | 9.50 | 9.60 | 9.40 | 9.40 | 9.40 | 9.40 | 9.425 | | 15.525 |
| 3 | 171 | TOMITA Hiroyuki | JPN | 6.10 | 9.40 | 9.30 | 9.40 | 9.30 | 9.20 | 9.30 | 9.325 | | 15.425 |
| 3 | 192 | KOCZI Flavius | ROU | 6.50 | 8.80 | 8.80 | 8.90 | 9.00 | 9.00 | 9.00 | 8.925 | | 15.425 |
| 5 | 125 | YANG Wei | CHN | 6.00 | 9.20 | 9.40 | 9.10 | 9.30 | 9.20 | 9.50 | 9.275 | | 15.275 |
| 6 | 205 | DEVYATOVSKIY Maxim | RUS | 6.00 | 9.20 | 9.10 | 9.20 | 9.40 | 9.00 | 9.30 | 9.200 | | 15.200 |
| 7 | 265 | FOKIN Anton | UZB | 5.90 | 9.20 | 8.80 | 9.30 | 9.30 | 9.30 | 9.20 | 9.250 | | 15.150 |
| 8 | 202 | KHOROKHORDIN Sergey | RUS | 5.80 | 9.40 | 9.30 | 9.30 | 9.20 | 9.30 | 9.30 | 9.300 | | 15.100 |
| 9 | 249 | RIVERA RIVERA Luis | PUR | 5.90 | 9.00 | 9.30 | 9.20 | 9.10 | 8.80 | 9.20 | 9.125 | | 15.025 |
| 10 | 135 | MARTINEZ Rafael | ESP | 6.00 | 9.20 | 9.00 | 9.00 | 8.90 | 8.80 | 9.10 | 9.000 | | 15.000 |
| 11 | 142 | CARANOBÉ Benoit | FRA | 5.70 | 9.10 | 9.20 | 9.30 | 9.20 | 9.10 | 9.20 | 9.175 | | 14.875 |
| 11 | 151 | BOY Philipp David | GER | 5.90 | 8.90 | 8.80 | 9.10 | 9.10 | 8.60 | 9.10 | 8.975 | | 14.875 |
| 13 | 166 | POZZO Enrico | ITA | 5.50 | 9.20 | 9.10 | 9.30 | 9.00 | 9.00 | 9.20 | 9.125 | | 14.625 |
| 14 | 114 | WONG Adam | CAN | 5.50 | 9.00 | 9.20 | 8.90 | 9.10 | 8.90 | 9.20 | 9.050 | | 14.550 |
| 15 | 152 | HAMBUECHEN Fabian | GER | 5.40 | 8.80 | 9.10 | 9.10 | 8.90 | 9.10 | 8.70 | 8.975 | | 14.375 |
| 16 | 182 | YANG Taeyoung | KOR | 6.00 | 8.20 | 8.50 | 8.30 | 8.20 | 8.10 | 8.60 | 8.300 | | 14.300 |
| 17 | 101 | SAVITSKI Dmitry | BLR | 4.80 | 9.10 | 8.90 | 9.10 | 8.90 | 8.60 | 8.90 | 8.950 | | 13.750 |
| 17 | 122 | CHEN Yibing | CHN | 5.30 | 8.60 | 8.50 | 8.80 | 8.30 | 8.20 | 8.40 | 8.450 | | 13.750 |
| 19 | 214 | HORTON Jonathan | USA | 5.00 | 8.80 | 9.00 | 8.70 | 8.80 | 8.30 | 8.40 | 8.675 | | 13.675 |
| 20 | 185 | KIM Daeun | KOR | 5.50 | 8.30 | 8.20 | 8.20 | 8.10 | 8.00 | 8.10 | 8.150 | | 13.650 |
| 20 | 266 | FUENTES BUSTAMANTE | VEN | 5.70 | 7.80 | 8.00 | 8.20 | 7.80 | 7.60 | 8.30 | 7.950 | | 13.650 |
| 22 | 116 | GAFUIK Nathan | CAN | 5.20 | 8.20 | 8.50 | 8.20 | 8.40 | 7.60 | 8.30 | 8.275 | | 13.475 |
| 23 | 141 | BOUHAIL Thomas | FRA | 5.20 | 7.90 | 8.10 | 8.40 | 8.30 | 8.20 | 8.20 | 8.200 | | 13.400 |
| 24 | 175 | UCHIMURA Kohei | JPN | 5.80 | 7.70 | 7.50 | 6.40 | 7.60 | 7.40 | 7.40 | 7.475 | | 13.275 |

Legend:

A Difficulty score B1 - B6 Panel "B" judges 1 - 6 Pen Penalty



Pommel Horse



INDIVIDUAL JUDGES SCORES

裁判员评分 / NOTES DES JUGES



| Rank | Bib | Name | NOC Code | A Score | B1 POL | B2 JPN | B3 HUN | B4 ARG | B5 SLO | B6 SUI | B Score | Pen. | Total |
|------|-----|---------------------|----------|---------|--------|--------|--------|--------|--------|--------|---------|------|--------|
| 1 | 122 | CHEN Yibing | CHN | 7.30 | 9.40 | 9.40 | 9.30 | 9.50 | 9.20 | 9.30 | 9.350 | | 16.650 |
| 2 | 125 | YANG Wei | CHN | 7.50 | 9.20 | 9.00 | 8.90 | 9.20 | 9.20 | 9.10 | 9.125 | | 16.625 |
| 3 | 205 | DEVYATOVSKIY Maxim | RUS | 6.60 | 9.30 | 9.00 | 9.10 | 8.90 | 9.10 | 8.90 | 9.025 | | 15.625 |
| 4 | 214 | HORTON Jonathan | USA | 6.60 | 9.00 | 9.00 | 8.80 | 8.90 | 9.20 | 9.00 | 8.975 | | 15.575 |
| 5 | 185 | KIM Daeun | KOR | 6.70 | 8.70 | 8.60 | 8.70 | 8.90 | 8.80 | 8.60 | 8.700 | | 15.400 |
| 5 | 202 | KHOROKHORDIN Sergey | RUS | 6.40 | 8.80 | 9.10 | 9.00 | 9.10 | 9.00 | 8.90 | 9.000 | | 15.400 |
| 7 | 101 | SAVITSKI Dmitry | BLR | 6.30 | 9.20 | 8.90 | 9.00 | 9.10 | 9.00 | 8.90 | 9.000 | | 15.300 |
| 8 | 249 | RIVERA RIVERA Luis | PUR | 6.50 | 8.70 | 8.70 | 8.90 | 8.50 | 8.80 | 8.70 | 8.725 | | 15.225 |
| 9 | 175 | UCHIMURA Kohei | JPN | 6.30 | 8.60 | 9.10 | 8.90 | 8.90 | 9.00 | 8.80 | 8.900 | | 15.200 |
| 10 | 142 | CARANOBÉ Benoit | FRA | 6.40 | 8.80 | 8.70 | 8.80 | 8.90 | 8.80 | 8.60 | 8.775 | | 15.175 |
| 11 | 114 | WONG Adam | CAN | 6.10 | 9.00 | 8.90 | 8.90 | 9.00 | 9.10 | 8.90 | 8.950 | | 15.050 |
| 12 | 152 | HAMBUECHEN Fabian | GER | 5.90 | 9.20 | 9.20 | 9.10 | 9.10 | 9.00 | 9.10 | 9.125 | | 15.025 |
| 13 | 182 | YANG Taeyoung | KOR | 6.50 | 8.40 | 8.50 | 8.80 | 8.30 | 8.40 | 7.90 | 8.400 | | 14.900 |
| 14 | 151 | BOY Philipp David | GER | 6.00 | 8.80 | 8.70 | 8.80 | 8.80 | 8.90 | 8.90 | 8.825 | | 14.825 |
| 15 | 265 | FOKIN Anton | UZB | 6.20 | 8.40 | 8.70 | 8.50 | 8.50 | 8.60 | 8.20 | 8.500 | | 14.700 |
| 16 | 192 | KOCZI Flavius | ROU | 5.90 | 8.70 | 8.40 | 8.70 | 8.50 | 8.70 | 8.70 | 8.650 | | 14.550 |
| 17 | 116 | GAFUIK Nathan | CAN | 5.20 | 9.20 | 9.10 | 9.10 | 9.20 | 9.20 | 9.20 | 9.175 | | 14.375 |
| 17 | 135 | MARTINEZ Rafael | ESP | 5.80 | 8.60 | 8.90 | 8.60 | 8.40 | 8.40 | 8.70 | 8.575 | | 14.375 |
| 19 | 217 | ARTEMEV Alexander | USA | 5.70 | 8.50 | 8.50 | 8.70 | 8.70 | 8.60 | 8.50 | 8.575 | | 14.275 |
| 20 | 233 | KEATINGS Daniel | GBR | 5.90 | 7.90 | 8.10 | 8.10 | 8.10 | 8.10 | 8.30 | 8.100 | | 14.000 |
| 21 | 266 | FUENTES BUSTAMANTE | VEN | 6.60 | 7.10 | 7.60 | 7.50 | 7.20 | 7.40 | 6.80 | 7.300 | | 13.900 |
| 22 | 166 | POZZO Enrico | ITA | 5.50 | 8.40 | 8.30 | 8.40 | 8.10 | 8.30 | 8.50 | 8.350 | | 13.850 |
| 22 | 171 | TOMITA Hiroyuki | JPN | 5.80 | 8.20 | 8.20 | 7.80 | 8.00 | 8.20 | 7.80 | 8.050 | | 13.850 |
| 24 | 141 | BOUHAIL Thomas | FRA | 4.50 | 9.20 | 9.10 | 9.10 | 9.10 | 9.20 | 9.30 | 9.150 | | 13.650 |

Legend:

A Difficulty score B1 - B6 Panel "B" judges 1 - 6 Pen Penalty



Rings



INDIVIDUAL JUDGES SCORES

裁判员评分 / NOTES DES JUGES



| Rank | Bib | Name | NOC Code | A Score | B1 BUL | B2 NED | B3 AUT | B4 BRA | B5 UKR | B6 PUR | B Score | Pen. | Total |
|------|-----|---------------------|----------|---------|--------|--------|--------|--------|--------|--------|---------|------|--------|
| 1 | 142 | CARANOBE Benoit | FRA | 7.00 | 9.60 | 9.60 | 9.60 | 9.60 | 9.70 | 9.30 | 9.600 | | 16.600 |
| 2 | 125 | YANG Wei | CHN | 7.00 | 9.60 | 9.50 | 9.40 | 9.70 | 9.70 | 9.40 | 9.550 | | 16.550 |
| 3 | 192 | KOCZI Flavius | ROU | 7.00 | 9.50 | 9.40 | 9.40 | 9.50 | 9.40 | 9.50 | 9.450 | | 16.450 |
| 4 | 175 | UCHIMURA Kohei | JPN | 6.60 | 9.70 | 9.60 | 9.70 | 9.70 | 9.70 | 9.70 | 9.700 | | 16.300 |
| 5 | 116 | GAFUIK Nathan | CAN | 6.60 | 9.60 | 9.60 | 9.60 | 9.50 | 9.40 | 9.60 | 9.575 | | 16.175 |
| 6 | 214 | HORTON Jonathan | USA | 6.60 | 9.40 | 9.40 | 9.50 | 9.60 | 9.50 | 9.60 | 9.500 | | 16.100 |
| 7 | 182 | YANG Taeyoung | KOR | 7.00 | 9.20 | 9.10 | 9.10 | 9.30 | 9.30 | 9.10 | 9.175 | 0.1 | 16.075 |
| 8 | 249 | RIVERA RIVERA Luis | PUR | 6.60 | 9.60 | 9.60 | 9.50 | 9.50 | 9.40 | 9.50 | 9.525 | 0.1 | 16.025 |
| 9 | 152 | HAMBUECHEN Fabian | GER | 6.60 | 9.60 | 9.40 | 9.40 | 9.50 | 9.50 | 9.50 | 9.475 | 0.1 | 15.975 |
| 9 | 217 | ARTEMEV Alexander | USA | 6.60 | 9.40 | 9.30 | 9.30 | 9.40 | 9.40 | 9.40 | 9.375 | | 15.975 |
| 11 | 101 | SAVITSKI Dmitry | BLR | 6.60 | 9.20 | 9.10 | 9.40 | 9.40 | 9.40 | 9.20 | 9.300 | | 15.900 |
| 11 | 122 | CHEN Yibing | CHN | 6.60 | 9.50 | 9.40 | 9.40 | 9.40 | 9.40 | 9.40 | 9.400 | 0.1 | 15.900 |
| 13 | 141 | BOUHAIL Thomas | FRA | 7.00 | 8.80 | 8.90 | 8.90 | 8.80 | 8.90 | 8.50 | 8.850 | | 15.850 |
| 14 | 233 | KEATINGS Daniel | GBR | 6.20 | 9.60 | 9.60 | 9.70 | 9.60 | 9.50 | 9.60 | 9.600 | | 15.800 |
| 15 | 114 | WONG Adam | CAN | 6.20 | 9.50 | 9.50 | 9.50 | 9.40 | 9.50 | 9.50 | 9.500 | | 15.700 |
| 15 | 171 | TOMITA Hiroyuki | JPN | 6.20 | 9.50 | 9.60 | 9.50 | 9.50 | 9.50 | 9.50 | 9.500 | | 15.700 |
| 17 | 185 | KIM Daeun | KOR | 6.60 | 9.00 | 9.00 | 9.30 | 9.20 | 9.30 | 9.00 | 9.125 | 0.1 | 15.625 |
| 18 | 166 | POZZO Enrico | ITA | 6.20 | 9.40 | 9.30 | 9.40 | 9.40 | 9.40 | 9.40 | 9.400 | | 15.600 |
| 19 | 135 | MARTINEZ Rafael | ESP | 6.60 | 9.40 | 9.30 | 9.30 | 9.40 | 9.40 | 9.40 | 9.375 | 0.4 | 15.575 |
| 19 | 265 | FOKIN Anton | UZB | 6.20 | 9.40 | 9.30 | 9.40 | 9.40 | 9.40 | 9.30 | 9.375 | | 15.575 |
| 21 | 151 | BOY Philipp David | GER | 6.60 | 8.90 | 8.70 | 8.70 | 8.80 | 8.80 | 8.90 | 8.800 | | 15.400 |
| 22 | 202 | KHOROKHORDIN Sergey | RUS | 6.60 | 9.10 | 8.80 | 9.10 | 9.00 | 9.20 | 9.20 | 9.100 | 0.4 | 15.300 |
| 23 | 266 | FUENTES BUSTAMANTE | VEN | 6.20 | 9.30 | 9.20 | 9.10 | 9.20 | 9.10 | 9.10 | 9.150 | 0.1 | 15.250 |
| 24 | 205 | DEVYATOVSKIY Maxim | RUS | 6.60 | 8.80 | 8.50 | 8.70 | 8.70 | 8.60 | 8.50 | 8.625 | | 15.225 |

Legend:

A Difficulty score B1 - B6 Panel "B" judges 1 - 6 Pen Penalty

 Vault



INDIVIDUAL JUDGES SCORES

裁判员评分 / NOTES DES JUGES



| Rank | Bib | Name | NOC Code | A Score | B1 AUS | B2 VEN | B3 ESP | B4 CRO | B5 EGY | B6 KOR | B Score | Pen. | Total |
|------|-----|---------------------|----------|---------|--------|--------|--------|--------|--------|--------|---------|------|--------|
| 1 | 182 | YANG Taeyoung | KOR | 7.00 | 9.40 | 9.30 | 9.20 | 9.40 | 9.50 | 9.30 | 9.350 | | 16.350 |
| 2 | 265 | FOKIN Anton | UZB | 6.80 | 9.20 | 9.30 | 9.30 | 9.50 | 9.50 | 9.20 | 9.325 | | 16.125 |
| 3 | 125 | YANG Wei | CHN | 7.00 | 9.00 | 9.10 | 9.00 | 9.00 | 9.50 | 9.30 | 9.100 | | 16.100 |
| 4 | 171 | TOMITA Hiroyuki | JPN | 6.70 | 9.30 | 9.20 | 9.30 | 9.30 | 9.30 | 9.40 | 9.300 | | 16.000 |
| 4 | 185 | KIM Daeun | KOR | 6.80 | 9.30 | 9.20 | 9.00 | 8.90 | 9.30 | 9.40 | 9.200 | | 16.000 |
| 6 | 175 | UCHIMURA Kohei | JPN | 6.70 | 9.30 | 9.30 | 9.20 | 9.30 | 9.40 | 9.20 | 9.275 | | 15.975 |
| 7 | 202 | KHOROKHORDIN Sergey | RUS | 6.60 | 9.00 | 9.30 | 8.90 | 9.00 | 9.10 | 9.40 | 9.100 | | 15.700 |
| 8 | 135 | MARTINEZ Rafael | ESP | 6.20 | 9.30 | 9.40 | 9.40 | 9.40 | 9.10 | 9.20 | 9.325 | | 15.525 |
| 9 | 114 | WONG Adam | CAN | 6.20 | 9.30 | 9.30 | 9.10 | 9.00 | 9.20 | 8.70 | 9.150 | | 15.350 |
| 10 | 205 | DEVYATOVSKIY Maxim | RUS | 6.40 | 8.60 | 9.20 | 9.00 | 9.00 | 9.00 | 8.70 | 8.925 | | 15.325 |
| 11 | 116 | GAFUIK Nathan | CAN | 6.20 | 9.10 | 9.00 | 9.10 | 9.10 | 9.20 | 9.00 | 9.075 | | 15.275 |
| 11 | 152 | HAMBUECHEN Fabian | GER | 6.90 | 8.30 | 8.40 | 8.30 | 8.40 | 8.40 | 8.70 | 8.375 | | 15.275 |
| 11 | 214 | HORTON Jonathan | USA | 6.40 | 8.90 | 8.80 | 8.80 | 8.80 | 9.00 | 9.00 | 8.875 | | 15.275 |
| 14 | 217 | ARTEMEV Alexander | USA | 6.10 | 9.30 | 9.00 | 9.10 | 9.20 | 9.10 | 8.90 | 9.100 | | 15.200 |
| 15 | 266 | FUENTES BUSTAMANTE | VEN | 6.30 | 9.00 | 9.10 | 8.70 | 8.50 | 8.90 | 8.90 | 8.875 | | 15.175 |
| 16 | 142 | CARANOBÉ Benoit | FRA | 6.10 | 8.80 | 9.00 | 9.00 | 9.00 | 9.20 | 8.80 | 8.950 | | 15.050 |
| 16 | 151 | BOY Philipp David | GER | 6.20 | 8.80 | 8.80 | 8.90 | 8.80 | 8.90 | 9.00 | 8.850 | | 15.050 |
| 18 | 122 | CHEN Yibing | CHN | 5.70 | 9.20 | 9.30 | 9.30 | 9.10 | 9.20 | 9.30 | 9.250 | | 14.950 |
| 19 | 166 | POZZO Enrico | ITA | 5.50 | 8.90 | 9.30 | 9.00 | 9.20 | 9.30 | 8.90 | 9.100 | | 14.600 |
| 20 | 141 | BOUHAIL Thomas | FRA | 5.50 | 9.00 | 9.10 | 9.00 | 8.80 | 8.40 | 8.90 | 8.925 | | 14.425 |
| 20 | 233 | KEATINGS Daniel | GBR | 5.70 | 8.90 | 8.60 | 8.60 | 8.80 | 8.60 | 8.90 | 8.725 | | 14.425 |
| 22 | 249 | RIVERA RIVERA Luis | PUR | 5.80 | 8.60 | 8.60 | 8.50 | 8.40 | 8.80 | 8.60 | 8.575 | | 14.375 |
| 23 | 192 | KOCZI Flavius | ROU | 5.10 | 8.40 | 8.40 | 7.90 | 8.30 | 9.20 | 8.60 | 8.425 | | 13.525 |
| 24 | 101 | SAVITSKI Dmitry | BLR | 5.60 | 7.60 | 7.60 | 7.70 | 7.80 | 8.60 | 8.10 | 7.800 | | 13.400 |

Legend:

A Difficulty score B1 - B6 Panel "B" judges 1 - 6 Pen Penalty

 Parallel Bars



INDIVIDUAL JUDGES SCORES

裁判员评分 / NOTES DES JUGES




| Rank | Bib | Name | NOC Code | A Score | B1 FRA | B2 ROU | B3 RUS | B4 ALG | B5 TPE | B6 BEL | B Score | Pen. | Total |
|------|-----|---------------------|----------|---------|--------|--------|--------|--------|--------|--------|---------|------|--------|
| 1 | 171 | TOMITA Hiroyuki | JPN | 6.60 | 8.80 | 9.20 | 9.10 | 9.10 | 8.90 | 9.40 | 9.075 | | 15.675 |
| 2 | 135 | MARTINEZ Rafael | ESP | 6.50 | 8.70 | 9.20 | 8.90 | 9.10 | 9.10 | 9.40 | 9.075 | | 15.575 |
| 3 | 151 | BOY Philipp David | GER | 6.50 | 9.00 | 8.80 | 9.00 | 8.50 | 9.00 | 9.10 | 8.950 | | 15.450 |
| 3 | 166 | POZZO Enrico | ITA | 6.80 | 8.60 | 8.70 | 8.60 | 8.90 | 8.30 | 8.70 | 8.650 | | 15.450 |
| 5 | 152 | HAMBUECHEN Fabian | GER | 7.10 | 8.20 | 8.50 | 8.20 | 8.00 | 8.50 | 8.30 | 8.300 | | 15.400 |
| 5 | 175 | UCHIMURA Kohei | JPN | 6.40 | 9.30 | 8.60 | 9.00 | 8.90 | 9.10 | 9.00 | 9.000 | | 15.400 |
| 7 | 214 | HORTON Jonathan | USA | 6.40 | 9.00 | 9.10 | 9.00 | 8.90 | 8.90 | 8.80 | 8.950 | | 15.350 |
| 8 | 205 | DEVYATOVSKIY Maxim | RUS | 6.20 | 8.80 | 9.10 | 9.00 | 8.90 | 8.90 | 8.80 | 8.900 | | 15.100 |
| 9 | 217 | ARTEMEV Alexander | USA | 6.00 | 9.10 | 9.00 | 9.10 | 9.10 | 9.00 | 9.30 | 9.075 | | 15.075 |
| 10 | 202 | KHOROKHORDIN Sergey | RUS | 6.50 | 8.70 | 8.20 | 8.90 | 8.50 | 8.40 | 8.60 | 8.550 | | 15.050 |
| 11 | 116 | GAFUIK Nathan | CAN | 6.10 | 8.90 | 8.90 | 9.00 | 8.80 | 8.70 | 9.00 | 8.900 | | 15.000 |
| 12 | 142 | CARANOBE Benoit | FRA | 5.70 | 9.30 | 9.10 | 9.10 | 9.30 | 8.90 | 9.20 | 9.175 | | 14.875 |
| 12 | 185 | KIM Daeun | KOR | 5.90 | 8.80 | 9.10 | 8.90 | 9.10 | 9.10 | 8.70 | 8.975 | | 14.875 |
| 14 | 114 | WONG Adam | CAN | 5.90 | 8.90 | 8.90 | 8.90 | 8.80 | 9.00 | 9.10 | 8.925 | | 14.825 |
| 15 | 125 | YANG Wei | CHN | 6.20 | 8.40 | 8.80 | 8.20 | 8.90 | 8.20 | 9.10 | 8.575 | | 14.775 |
| 16 | 182 | YANG Taeyoung | KOR | 5.90 | 8.80 | 8.90 | 8.80 | 9.00 | 8.90 | 8.70 | 8.850 | | 14.750 |
| 17 | 192 | KOCZI Flavius | ROU | 6.60 | 7.90 | 8.50 | 8.30 | 8.10 | 8.10 | 8.00 | 8.125 | | 14.725 |
| 18 | 141 | BOUHAIL Thomas | FRA | 5.40 | 9.10 | 9.10 | 8.90 | 9.20 | 9.20 | 8.90 | 9.075 | | 14.475 |
| 19 | 249 | RIVERA RIVERA Luis | PUR | 5.60 | 8.60 | 8.90 | 8.70 | 8.60 | 8.70 | 8.70 | 8.675 | | 14.275 |
| 20 | 233 | KEATINGS Daniel | GBR | 5.40 | 8.50 | 8.90 | 8.90 | 9.00 | 8.70 | 8.80 | 8.825 | | 14.225 |
| 21 | 266 | FUENTES BUSTAMANTE | VEN | 6.00 | 8.10 | 8.30 | 8.40 | 8.10 | 8.10 | 8.10 | 8.150 | | 14.150 |
| 22 | 265 | FOKIN Anton | UZB | 4.60 | 9.10 | 9.10 | 8.80 | 9.20 | 9.30 | 8.90 | 9.075 | | 13.675 |
| 23 | 122 | CHEN Yibing | CHN | 4.80 | 8.10 | 8.20 | 8.20 | 8.80 | 8.10 | 8.20 | 8.175 | | 12.975 |
| 24 | 101 | SAVITSKI Dmitry | BLR | 2.00 | 8.20 | 8.10 | 8.30 | 8.00 | 8.10 | 8.00 | 8.100 | | 10.100 |

Legend:

A Difficulty score B1 - B6 Panel "B" judges 1 - 6 Pen Penalty



Horizontal Bar



JUDGES ASSIGNMENT

裁判名单 / COMPOSITION DU JURY

DAY 1 OF 3

MEN

Superior Jury

| | | |
|--------------------------|-----|--------------------------|
| STOICA Adrian | FIG | President |
| KARACSONY Istvan Jozsef | FIG | Floor Supervisor |
| SALANITRO Enrique Luis | FIG | Pommel Horse Supervisor |
| CARVALHO de SOUSA Alvaro | FIG | Rings Supervisor |
| KATO Sawao | FIG | Vault Supervisor |
| MARCOS FELIPE Julio | FIG | Parallel Bars Supervisor |
| HUANG Liping | FIG | High Bar Supervisor |



| Function | Name | NOC Code |
|----------|-------------------------|----------|
| A1 | ZUNICH Andreja Alex | FIG |
| A2 | LAZZARICH Diego | FIG |
| B1 | NASR Mohamed Elarabe | EGY |
| B2 | TOMBS Andrew | GBR |
| B3 | KODRIC Severin | SLO |
| B4 | BERNARD Joseph Louis | LUX |
| B5 | SAGRERAS Alejandro Hugo | ARG |
| B6 | KURTEV Zdravko Zdravkov | BUL |
| Timer 1 | LIU Shiling | CHN |
| Line 1 | YU Yongxiang | CHN |
| Line 2 | HUANG Jian | CHN |



| Function | Name | NOC Code |
|----------|-------------------------------|----------|
| A1 | TAKEUCHI Teruaki | FIG |
| A2 | CARRILES GARCIA Pablo | FIG |
| B1 | KOCIAN Vilem | CZE |
| B2 | CORREDOR SEGURA Jaime Eduardo | COL |
| B3 | PELC Zbigniew Juliusz | POL |
| B4 | GRECU Danut | ROU |
| B5 | STRUPLER Andreas | SUI |
| B6 | BLANQUINO Jean-Francois Jacky | FRA |

WOMEN

Superior Jury

| | | |
|--------------------------|-----|------------------------|
| KIM Nellie | FIG | President |
| ANDRIANOVA Liubov | FIG | Vice-president |
| HARINISHI Yoshie | FIG | Member |
| YAN Ninan | FIG | Vault Supervisor |
| SACCHI Donatella | FIG | Uneven Bars Supervisor |
| MIHAILESCU GRIGORAS Anca | FIG | Beam Supervisor |
| DOWDELL Kym Michelle | FIG | Floor Supervisor |



| Function | Name | NOC Code |
|----------|--------------------------------|----------|
| A1 | GIRAL Patricia Raymonde Yvette | FIG |
| A2 | TEREKHINA Raisa | FIG |
| B1 | de JONG E V MOLEMA Aukje | NED |
| B2 | GRATT Johanna | AUT |
| B3 | MURTONEN Satu Sirpa | FIN |
| B4 | SABOGAL de DOMINGUEZ Blanca C. | COL |
| B5 | GOTHBERG Agneta Birgersdotter | SWE |
| B6 | DIDILESCU Olga Fanica | ROU |
| Line 1 | DAI Yuying | CHN |



| Function | Name | NOC Code |
|----------|-----------------------------|----------|
| A1 | SMITH Lynn Marie | FIG |
| A2 | SAKURAI Rieko | FIG |
| B1 | BASLA Carmen Maria | ITA |
| B2 | PETURSDOTTIR Berglind | ISL |
| B3 | KOROLENKO Lyudmyla | UKR |
| B4 | SAN MARTIN LOPEZ Maria Jose | ESP |
| B5 | MARTINET Sylvie | SUI |
| B6 | CALABRO Monica Liliana | ARG |
| Timer | CHEN Guangsheng | CHN |
| Line 1 | ZHU Jieya | CHN |
| Line 2 | ZHU Zheng | CHN |

Legend:

Ax Panel 'A' judges

Bx Panel 'B' judges




Floor



Pommel Horse



Vault



JUDGES ASSIGNMENT

裁判名单 / COMPOSITION DU JURY

DAY 2 OF 3

MEN

Superior Jury

| | | |
|--------------------------|-----|--------------------------|
| STOICA Adrian | FIG | President |
| KARACSONY Istvan Jozsef | FIG | Floor Supervisor |
| SALANITRO Enrique Luis | FIG | Pommel Horse Supervisor |
| CARVALHO de SOUSA Alvaro | FIG | Rings Supervisor |
| KATO Sawao | FIG | Vault Supervisor |
| MARCOS FELIPE Julio | FIG | Parallel Bars Supervisor |
| HUANG Liping | FIG | High Bar Supervisor |



| Function | Name | NOC Code |
|----------|--------------------------|----------|
| A1 | LI Jing | FIG |
| A2 | FEDARAU Andrey | FIG |
| B1 | NASSAR Roberto Gomes | BRA |
| B2 | NAM Seungku | KOR |
| B3 | COUSSEMENT Alain Mathias | BEL |
| B4 | FETZER Bernd Jorg | GER |
| B5 | DIAZ LOZA Roberto Javier | ESP |
| B6 | KENDALL Stephen Paul | NZL |



| Function | Name | NOC Code |
|----------|-----------------------------|----------|
| A1 | GRABOWECKY Christopher John | FIG |
| A2 | KOROLEV Yury | FIG |
| B1 | GOTO Yoichi | JPN |
| B2 | BERCZI Istvan Ferenc | HUN |
| B3 | TRAVERSO Fulvio | ITA |
| B4 | VUKOJA Mario | CRO |
| B5 | WEY Gwo-Fong | TPE |
| B6 | PAN Chenfei | CHN |
| Line 1 | YANG Xiaojing | CHN |

WOMEN

Superior Jury

| | | |
|--------------------------|-----|------------------------|
| KIM Nellie | FIG | President |
| ANDRIANOVA Liubov | FIG | Vice-president |
| HARINISHI Yoshie | FIG | Member |
| YAN Ninan | FIG | Vault Supervisor |
| SACCHI Donatella | FIG | Uneven Bars Supervisor |
| MIHAILESCU GRIGORAS Anca | FIG | Beam Supervisor |
| DOWDELL Kym Michelle | FIG | Floor Supervisor |



| Function | Name | NOC Code |
|----------|---------------------------|----------|
| A1 | VALENZO AOKI Naomi Chieko | FIG |
| A2 | MAO Peiwen | FIG |
| B1 | COLAGIURI Helen | AUS |
| B2 | URACZ-KOCUR Joanna Janina | POL |
| B3 | ENSLow Avril Dorothy | NZL |
| B4 | GORDON Debbie Ann | RSA |
| B5 | SAWASATO Yumi Yamamoto | BRA |
| B6 | TANKOUCHEVA Neli Nikolova | BUL |
| Timer | ZHOU Xiaoling | CHN |

Legend:

Ax Panel 'A' judges

Bx Panel 'B' judges




Rings



Vault



Uneven Bars



JUDGES ASSIGNMENT

裁判名单 / COMPOSITION DU JURY

DAY 3 OF 3

MEN

Superior Jury

| | | |
|--------------------------|-----|--------------------------|
| STOICA Adrian | FIG | President |
| KARACSONY Istvan Jozsef | FIG | Floor Supervisor |
| SALANITRO Enrique Luis | FIG | Pommel Horse Supervisor |
| CARVALHO de SOUSA Alvaro | FIG | Rings Supervisor |
| KATO Sawao | FIG | Vault Supervisor |
| MARCOS FELIPE Julio | FIG | Parallel Bars Supervisor |
| HUANG Liping | FIG | High Bar Supervisor |

WOMEN

Superior Jury

| | | |
|--------------------------|-----|------------------------|
| KIM Nellie | FIG | President |
| ANDRIANOVA Liubov | FIG | Vice-president |
| HARINISHI Yoshie | FIG | Member |
| YAN Ninan | FIG | Vault Supervisor |
| SACCHI Donatella | FIG | Uneven Bars Supervisor |
| MIHAILESCU GRIGORAS Anca | FIG | Beam Supervisor |
| DOWDELL Kym Michelle | FIG | Floor Supervisor |



| Function | Name | NOC Code |
|----------|--------------------------|----------|
| A1 | APOLZAN Mircea Dumitru | FIG |
| A2 | MACCHIA Alain | FIG |
| B1 | TOTH Josef | AUT |
| B2 | THOMSON Jeffrey Willard | CAN |
| B3 | HADJI Mohamed Smail | ALG |
| B4 | KARASIK Feliks | BLR |
| B5 | BONET VALENTIN Raul A | PUR |
| B6 | REIMERING Vincent Harold | NED |
| Timer 1 | HUANG Long | CHN |



| Function | Name | NOC Code |
|----------|---------------------------------|----------|
| A1 | LISKAROVA Hana | FIG |
| A2 | PANICHAS Patricia Grace | FIG |
| B1 | LATSONA Evgenia | GRE |
| B2 | FUNK GEB RAITHEL Inge Elsa Lisa | GER |
| B3 | LEEWORTHY Robin Jane | GBR |
| B4 | LEE W O LEE Jung Hyun | KOR |
| B5 | SHAI Orna Erena | ISR |
| B6 | HOFFMANN Marie Paule C | LUX |
| Timer 1 | MO Ruirong | CHN |
| Timer 2 | LIN Ying | CHN |



| Function | Name | NOC Code |
|----------|-------------------------|----------|
| A1 | ALBRECHT Gerhard Holger | FIG |
| A2 | KIM Dae Won | FIG |
| B1 | ALFOSOV Valery | RUS |
| B2 | PROVIAS Nikolaos | GRE |
| B3 | KUKSENKOV Yuliy | UKR |
| B4 | BRICKNER Rafael Shalom | ISR |
| B5 | MORA LOAIZA Juan Manuel | VEN |
| B6 | WOLFE Daren Bruce | AUS |

Legend:

Ax Panel 'A' judges

Bx Panel 'B' judges




Parallel Bars



Horizontal Bar



Beam



RESULTS

比赛成绩 / RÉSULTATS



| Rank | Bib | Name | NOC Code | Total |
|------|-----|--------------------|----------|---------------|
| 1 | 126 | ZOU Kai | CHN | 16.050 |
| 2 | 136 | DEFERR Gervasio | ESP | 15.775 |
| 3 | 206 | GOLOTSUTSKOV Anton | RUS | 15.725 |
| 4 | 152 | HAMBUECHEN Fabian | GER | 15.650 |
| 5 | 175 | UCHIMURA Kohei | JPN | 15.575 |
| 6 | 223 | HYPOLITO Diego | BRA | 15.200 |
| 7 | 191 | DRAGULESCU Marian | ROU | 14.850 |
| 8 | 245 | SHATILOV Alexandr | ISR | 14.125 |



| Rank | Bib | Name | NOC Code | Total |
|------|-----|--------------------|----------|---------------|
| 1 | 124 | XIAO Qin | CHN | 15.875 |
| 2 | 230 | UDE Filip | CRO | 15.725 |
| 3 | 234 | SMITH Louis | GBR | 15.725 |
| 4 | 125 | YANG Wei | CHN | 15.450 |
| 5 | 171 | TOMITA Hiroyuki | JPN | 15.375 |
| 6 | 181 | KIM Jihoon | KOR | 15.175 |
| 7 | 217 | ARTEMEV Alexander | USA | 14.975 |
| 8 | 266 | FUENTES BUSTAMANTE | VEN | 14.650 |



| Rank | Bib | Name | NOC Code | Total |
|------|-----|--------------------|----------|---------------|
| 1 | 122 | CHEN Yibing | CHN | 16.600 |
| 2 | 125 | YANG Wei | CHN | 16.425 |
| 3 | 261 | VOROBIOV Oleksandr | UKR | 16.325 |
| 4 | 164 | COPPOLINO Andrea | ITA | 16.225 |
| 5 | 144 | PINHEIRO RODRIGUES | FRA | 16.225 |
| 6 | 165 | MORANDI Matteo | ITA | 16.200 |
| 7 | 196 | STANESCU Robert | ROU | 15.825 |
| 8 | 228 | IOVTCHEV Iordan | BUL | 15.525 |



| Rank | Bib | Name | NOC Code | Vault 1 | Vault 2 | Total |
|------|-----|--------------------|----------|---------------|---------------|---------------|
| 1 | 248 | BLANIK Leszek | POL | 16.600 | 16.475 | 16.537 |
| 2 | 141 | BOUHAIL Thomas | FRA | 16.575 | 16.500 | 16.537 |
| 3 | 206 | GOLOTSUTSKOV Anton | RUS | 16.500 | 16.450 | 16.475 |
| 4 | 191 | DRAGULESCU Marian | ROU | 16.800 | 15.650 | 16.225 |
| 5 | 142 | CARANOBÉ Benoit | FRA | 16.275 | 15.850 | 16.062 |
| 6 | 106 | KASPEROVICH Dmitry | BLR | 16.300 | 15.800 | 16.050 |
| 7 | 192 | KOCZI Flavius | ROU | 15.500 | 16.350 | 15.925 |
| 8 | 134 | BOTELLA Isaac | ESP | 16.075 | 15.400 | 15.737 |




| Rank | Bib | Name | NOC Code | Total |
|------|-----|-------------------|----------|---------------|
| 1 | 123 | LI Xiaopeng | CHN | 16.450 |
| 2 | 184 | YOO Wonchul | KOR | 16.250 |
| 3 | 265 | FOKIN Anton | UZB | 16.200 |
| 4 | 152 | HAMBUECHEN Fabian | GER | 15.975 |
| 5 | 254 | PETKOVSEK Mitja | SLO | 15.725 |
| 6 | 121 | HUANG Xu | CHN | 15.700 |
| 7 | 182 | YANG Taeyoung | KOR | 15.650 |
| 8 | 204 | KRYUKOV Nikolay | RUS | 15.150 |



| Rank | Bib | Name | NOC Code | Total |
|------|-----|-------------------|----------|---------------|
| 1 | 126 | ZOU Kai | CHN | 16.200 |
| 2 | 214 | HORTON Jonathan | USA | 16.175 |
| 3 | 152 | HAMBUECHEN Fabian | GER | 15.875 |
| 4 | 163 | CASSINA Igor | ITA | 15.675 |
| 5 | 176 | NAKASE Takuya | JPN | 15.450 |
| 6 | 171 | TOMITA Hiroyuki | JPN | 15.225 |
| 7 | 247 | ZONDERLAND Epke | NED | 15.000 |
| 8 | 143 | CUCHERAT Yann | FRA | 14.825 |

Legend:





INDIVIDUAL JUDGES SCORES

裁判员评分 / NOTES DES JUGES




| Rank | Bib | Name | NOC Code | A Score | B1 EGY | B2 GBR | B3 SLO | B4 LUX | B5 ARG | B6 BUL | B Score | Pen. | Total |
|------|-----|--------------------|----------|---------|--------|--------|--------|--------|--------|--------|---------|------|--------|
| 1 | 126 | ZOU Kai | CHN | 6.70 | 9.30 | 9.40 | 9.40 | 9.50 | 9.30 | 9.30 | 9.350 | | 16.050 |
| 2 | 136 | DEFERR Gervasio | ESP | 6.50 | 9.40 | 9.30 | 9.00 | 9.30 | 9.20 | 9.30 | 9.275 | | 15.775 |
| 3 | 206 | GOLOTSUTSKOV Anton | RUS | 6.50 | 9.30 | 9.20 | 9.10 | 9.30 | 9.00 | 9.40 | 9.225 | | 15.725 |
| 4 | 152 | HAMBUECHEN Fabian | GER | 6.50 | 9.20 | 9.30 | 9.20 | 9.00 | 9.10 | 9.10 | 9.150 | | 15.650 |
| 5 | 175 | UCHIMURA Kohei | JPN | 6.30 | 9.10 | 9.40 | 9.40 | 9.20 | 9.30 | 9.20 | 9.275 | | 15.575 |
| 6 | 223 | HYPOLITO Diego | BRA | 6.70 | 8.40 | 8.50 | 8.40 | 8.50 | 8.80 | 8.60 | 8.500 | | 15.200 |
| 7 | 191 | DRAGULESCU Marian | ROU | 6.50 | 8.10 | 8.50 | 8.50 | 8.20 | 8.60 | 8.20 | 8.350 | | 14.850 |
| 8 | 245 | SHATILOV Alexandr | ISR | 6.60 | 8.10 | 7.80 | 7.80 | 8.10 | 7.90 | 7.90 | 7.925 | 0.4 | 14.125 |

Legend:

A Difficulty score B1 - B6 Panel "B" judges 1 - 6 Pen Penalty

 Floor



INDIVIDUAL JUDGES SCORES

裁判员评分 / NOTES DES JUGES




| Rank | Bib | Name | NOC Code | A Score | B1 CZE | B2 COL | B3 POL | B4 ROU | B5 SUI | B6 FRA | B Score | Pen. | Total |
|------|-----|--------------------|----------|---------|--------|--------|--------|--------|--------|--------|---------|------|--------|
| 1 | 124 | XIAO Qin | CHN | 6.40 | 9.40 | 9.20 | 9.50 | 9.60 | 9.50 | 9.50 | 9.475 | | 15.875 |
| 2 | 230 | UDE Filip | CRO | 6.40 | 9.30 | 9.30 | 9.40 | 9.20 | 9.30 | 9.40 | 9.325 | | 15.725 |
| 3 | 234 | SMITH Louis | GBR | 6.70 | 9.00 | 9.20 | 9.00 | 9.10 | 9.00 | 8.70 | 9.025 | | 15.725 |
| 4 | 125 | YANG Wei | CHN | 6.20 | 9.20 | 9.40 | 9.20 | 9.10 | 9.30 | 9.30 | 9.250 | | 15.450 |
| 5 | 171 | TOMITA Hiroyuki | JPN | 6.10 | 9.30 | 9.40 | 9.30 | 9.30 | 9.20 | 9.20 | 9.275 | | 15.375 |
| 6 | 181 | KIM Jihoon | KOR | 6.10 | 9.20 | 9.10 | 9.00 | 9.00 | 9.10 | 9.10 | 9.075 | | 15.175 |
| 7 | 217 | ARTEMEV Alexander | USA | 6.30 | 8.70 | 8.70 | 8.70 | 8.70 | 8.60 | 8.60 | 8.675 | | 14.975 |
| 8 | 266 | FUENTES BUSTAMANTE | VEN | 6.30 | 8.80 | 8.50 | 8.20 | 8.20 | 8.40 | 8.30 | 8.350 | | 14.650 |

Legend:

A Difficulty score B1 - B6 Panel "B" judges 1 - 6 Pen Penalty



Pommel Horse



INDIVIDUAL JUDGES SCORES

裁判员评分 / NOTES DES JUGES




| Rank | Bib | Name | NOC Code | A Score | B1 BRA | B2 KOR | B3 BEL | B4 GER | B5 ESP | B6 NZL | B Score | Pen. | Total |
|------|-----|--------------------|----------|---------|--------|--------|--------|--------|--------|--------|---------|------|--------|
| 1 | 122 | CHEN Yibing | CHN | 7.30 | 9.30 | 9.40 | 9.50 | 9.30 | 9.20 | 9.20 | 9.300 | | 16.600 |
| 2 | 125 | YANG Wei | CHN | 7.50 | 9.10 | 9.00 | 8.90 | 9.00 | 8.80 | 8.70 | 8.925 | | 16.425 |
| 3 | 261 | VOROBIOV Oleksandr | UKR | 7.20 | 9.10 | 9.20 | 9.30 | 9.20 | 9.00 | 9.00 | 9.125 | | 16.325 |
| 4 | 164 | COPPOLINO Andrea | ITA | 7.10 | 9.20 | 9.00 | 9.30 | 9.10 | 9.10 | 9.10 | 9.125 | | 16.225 |
| 5 | 144 | PINHEIRO RODRIGUES | FRA | 7.50 | 8.80 | 8.90 | 8.70 | 8.60 | 8.40 | 8.80 | 8.725 | | 16.225 |
| 6 | 165 | MORANDI Matteo | ITA | 7.10 | 9.20 | 9.10 | 9.10 | 9.00 | 9.30 | 8.90 | 9.100 | | 16.200 |
| 7 | 196 | STANESCU Robert | ROU | 7.00 | 8.90 | 9.10 | 8.80 | 8.90 | 8.70 | 8.60 | 8.825 | | 15.825 |
| 8 | 228 | IOVTCHEV Iordan | BUL | 6.80 | 9.00 | 8.80 | 9.00 | 8.50 | 8.50 | 8.60 | 8.725 | | 15.525 |

Legend:

A Difficulty score B1 - B6 Panel "B" judges 1 - 6 Pen Penalty



Rings



INDIVIDUAL JUDGES SCORES

裁判员评分 / NOTES DES JUGES



| Rank | Bib | Name | NOC Code | V | A Score | B1 JPN | B2 HUN | B3 ITA | B4 CRO | B5 TPE | B6 CHN | B Score | Pen. | Vault | Total |
|------|-----|--------------------|----------|---|---------|--------|--------|--------|--------|--------|--------|---------|--------|--------|--------|
| 1 | 248 | BLANIK Leszek | POL | 1 | 7.00 | 9.60 | 9.70 | 9.60 | 9.60 | 9.50 | 9.60 | 9.600 | | 16.600 | 16.537 |
| | | | | 2 | 7.00 | 9.50 | 9.50 | 9.40 | 9.50 | 9.30 | 9.50 | 9.475 | 16.475 | | |
| 2 | 141 | BOUHAIL Thomas | FRA | 1 | 7.00 | 9.50 | 9.60 | 9.60 | 9.60 | 9.60 | 9.50 | 9.575 | | 16.575 | 16.537 |
| | | | | 2 | 7.00 | 9.50 | 9.50 | 9.50 | 9.60 | 9.40 | 9.50 | 9.500 | 16.500 | | |
| 3 | 206 | GOLOTSUTSKOV Anton | RUS | 1 | 7.00 | 9.50 | 9.50 | 9.50 | 9.50 | 9.50 | 9.50 | 9.500 | | 16.500 | 16.475 |
| | | | | 2 | 7.00 | 9.40 | 9.50 | 9.50 | 9.40 | 9.50 | 9.40 | 9.450 | 16.450 | | |
| 4 | 191 | DRAGULESCU Marian | ROU | 1 | 7.00 | 9.80 | 9.80 | 9.80 | 9.70 | 9.80 | 9.80 | 9.800 | | 16.800 | 16.225 |
| | | | | 2 | 7.20 | 8.40 | 8.60 | 9.00 | 9.00 | 8.70 | 8.70 | 8.750 | 0.3 | 15.650 | |
| 5 | 142 | CARANOBE Benoit | FRA | 1 | 7.00 | 9.40 | 9.40 | 9.40 | 9.40 | 9.30 | 9.30 | 9.375 | 0.1 | 16.275 | 16.062 |
| | | | | 2 | 7.00 | 8.90 | 8.70 | 9.10 | 9.10 | 8.90 | 8.90 | 8.950 | 0.1 | 15.850 | |
| 6 | 106 | KASPEROVICH Dmitry | BLR | 1 | 7.00 | 9.20 | 9.20 | 9.40 | 9.30 | 9.40 | 9.30 | 9.300 | | 16.300 | 16.050 |
| | | | | 2 | 7.00 | 8.90 | 8.90 | 8.90 | 8.90 | 9.10 | 8.90 | 8.900 | 0.1 | 15.800 | |
| 7 | 192 | KOCZI Flavius | ROU | 1 | 7.00 | 8.60 | 8.90 | 8.80 | 8.80 | 8.90 | 8.70 | 8.800 | 0.3 | 15.500 | 15.925 |
| | | | | 2 | 7.00 | 9.20 | 9.30 | 9.30 | 9.40 | 9.40 | 9.50 | 9.350 | | 16.350 | |
| 8 | 134 | BOTELLA Isaac | ESP | 1 | 6.60 | 9.40 | 9.40 | 9.50 | 9.50 | 9.50 | 9.50 | 9.475 | | 16.075 | 15.737 |
| | | | | 2 | 6.60 | 9.10 | 9.10 | 9.00 | 9.10 | 9.10 | 9.10 | 9.100 | 0.3 | 15.400 | |

Legend:

V Vault number A Difficulty score B1 - B6 Panel "B" judges 1 - 6 Pen Penalty

 Vault



INDIVIDUAL JUDGES SCORES

裁判员评分 / NOTES DES JUGES




| Rank | Bib | Name | NOC Code | A Score | B1 AUT | B2 CAN | B3 ALG | B4 BLR | B5 PUR | B6 NED | B Score | Pen. | Total |
|------|-----|-------------------|----------|---------|--------|--------|--------|--------|--------|--------|---------|------|---------------|
| 1 | 123 | LI Xiaopeng | CHN | 6.90 | 9.50 | 9.70 | 9.60 | 9.50 | 9.50 | 9.60 | 9.550 | | 16.450 |
| 2 | 184 | YOO Wonchul | KOR | 7.00 | 9.10 | 9.30 | 9.30 | 9.40 | 9.10 | 9.30 | 9.250 | | 16.250 |
| 3 | 265 | FOKIN Anton | UZB | 6.80 | 9.40 | 9.30 | 9.50 | 9.40 | 9.40 | 9.40 | 9.400 | | 16.200 |
| 4 | 152 | HAMBUECHEN Fabian | GER | 6.90 | 9.30 | 9.10 | 9.10 | 8.80 | 9.00 | 9.10 | 9.075 | | 15.975 |
| 5 | 254 | PETKOVSEK Mitja | SLO | 6.80 | 9.00 | 9.00 | 8.90 | 8.90 | 8.90 | 8.90 | 8.925 | | 15.725 |
| 6 | 121 | HUANG Xu | CHN | 7.00 | 8.50 | 8.90 | 8.90 | 8.70 | 8.70 | 8.40 | 8.700 | | 15.700 |
| 7 | 182 | YANG Taeyoung | KOR | 7.00 | 8.60 | 8.90 | 8.50 | 8.80 | 8.60 | 8.60 | 8.650 | | 15.650 |
| 8 | 204 | KRYUKOV Nikolay | RUS | 6.70 | 8.70 | 8.50 | 8.40 | 8.50 | 8.40 | 8.10 | 8.450 | | 15.150 |

Legend:

A Difficulty score B1 - B6 Panel "B" judges 1 - 6 Pen Penalty



Parallel Bars



INDIVIDUAL JUDGES SCORES

裁判员评分 / NOTES DES JUGES




| Rank | Bib | Name | NOC Code | A Score | B1 RUS | B2 GRE | B3 UKR | B4 ISR | B5 VEN | B6 AUS | B Score | Pen. | Total |
|------|-----|-------------------|----------|---------|--------|--------|--------|--------|--------|--------|---------|------|--------|
| 1 | 126 | ZOU Kai | CHN | 7.20 | 8.80 | 9.20 | 8.70 | 9.10 | 9.00 | 9.10 | 9.000 | | 16.200 |
| 2 | 214 | HORTON Jonathan | USA | 6.90 | 9.10 | 9.30 | 9.30 | 9.30 | 9.20 | 9.30 | 9.275 | | 16.175 |
| 3 | 152 | HAMBUECHEN Fabian | GER | 6.80 | 9.00 | 9.10 | 9.00 | 9.20 | 9.00 | 9.30 | 9.075 | | 15.875 |
| 4 | 163 | CASSINA Igor | ITA | 6.60 | 9.00 | 8.90 | 9.00 | 9.20 | 9.10 | 9.20 | 9.075 | | 15.675 |
| 5 | 176 | NAKASE Takuya | JPN | 6.60 | 8.90 | 9.00 | 8.80 | 8.90 | 8.80 | 8.70 | 8.850 | | 15.450 |
| 6 | 171 | TOMITA Hiroyuki | JPN | 6.60 | 8.80 | 8.70 | 8.20 | 8.60 | 8.60 | 8.60 | 8.625 | | 15.225 |
| 7 | 247 | ZONDERLAND Epke | NED | 6.50 | 8.60 | 8.60 | 8.30 | 8.50 | 8.60 | 8.00 | 8.500 | | 15.000 |
| 8 | 143 | CUCHERAT Yann | FRA | 6.50 | 8.50 | 8.50 | 8.30 | 8.10 | 8.40 | 7.80 | 8.325 | | 14.825 |

Legend:

A Difficulty score B1 - B6 Panel "B" judges 1 - 6 Pen Penalty



Horizontal Bar



JUDGES ASSIGNMENT

裁判名单 / COMPOSITION DU JURY

| | | | |
|----------------------|--------------------------|-----|------------------------|
| Superior Jury | KIM Nellie | FIG | President |
| | ANDRIANOVA Liubov | FIG | Vice-president |
| | HARINISHI Yoshie | FIG | Member |
| | YAN Ninan | FIG | Vault Supervisor |
| | SACCHI Donatella | FIG | Uneven Bars Supervisor |
| | MIHAILESCU GRIGORAS Anca | FIG | Beam Supervisor |
| | DOWDELL Kym Michelle | FIG | Floor Supervisor |



| Function | Name | NOC Code |
|----------|--------------------------------|----------|
| A1 | GIRAL Patricia Raymonde Yvette | FIG |
| A2 | TEREKHINA Raisa | FIG |
| B1 | SAWASATO Yumi Yamamoto | BRA |
| B2 | COLAGIURI Helen | AUS |
| B3 | van DOOREN Marleen Josepha M. | BEL |
| B4 | LATSONA Evgenia | GRE |
| B5 | DIDILESCU Olga Fanica | ROU |
| B6 | PETURSDOTTIR Berglind | ISL |
| Line 1 | DAI Yuying | CHN |



| Function | Name | NOC Code |
|----------|--------------------------|----------|
| A1 | LISKAROVA Hana | FIG |
| A2 | PANICHAS Patricia Grace | FIG |
| B1 | BASLA Carmen Maria | ITA |
| B2 | de JONG E V MOLEMA Aukje | NED |
| B3 | LEE W O LEE Jung Hyun | KOR |
| B4 | LEEWORTHY Robin Jane | GBR |
| B5 | CALABRO Monica Liliana | ARG |
| B6 | GRATT Johanna | AUT |
| Timer 1 | MO Ruirong | CHN |
| Timer 2 | LIN Ying | CHN |



| Function | Name | NOC Code |
|----------|---------------------------------|----------|
| A1 | VALENZO AOKI Naomi Chieko | FIG |
| A2 | MAO Peiwen | FIG |
| B1 | KOROLENKO Lyudmyla | UKR |
| B2 | SABOGAL de DOMINGUEZ Blanca C. | COL |
| B3 | TANKOUCHEVA Neli Nikolova | BUL |
| B4 | FUNK GEB RAITHEL Inge Elsa Lisa | GER |
| B5 | HOFFMANN Marie Paule C | LUX |
| B6 | MURTONEN Satu Sirpa | FIN |
| Timer | ZHOU Xiaoling | CHN |



| Function | Name | NOC Code |
|----------|------------------------------|----------|
| A1 | SMITH Lynn Marie | FIG |
| A2 | SAKURAI Rieko | FIG |
| B1 | MARTINET Sylvie | SUI |
| B2 | KOSHEL Antonina | BLR |
| B3 | URACZ-KOCUR Joanna Janina | POL |
| B4 | SAN MARTIN LOPEZ Maria Jose | ESP |
| B5 | GOTBERG Agneta Birgersdotter | SWE |
| B6 | GORDON Debbie Ann | RSA |
| Timer | CHEN Guangsheng | CHN |
| Line 1 | ZHU Jieya | CHN |
| Line 2 | ZHU Zheng | CHN |

Legend:

Ax Panel 'A' judges

Bx Panel 'B' judges



Vault



Uneven Bars



Beam








Floor



RESULTS
比赛成绩 / RÉSULTATS





CORRECTED

| Rank | Bib | NOC Name |  |  |  |  | Total | Ind. Rank |
|-----------------------------------|-----|----------------------|---|---|--|---|----------------|--------------|
| 1 CHN - China | | | | | | | | |
| | 321 | CHENG Fei | 16.150 | | 15.875 | 15.750 | 47.775 | (62) |
| | 322 | HE Kexin | 15.250 | 15.725 | | | 30.975 | (79) |
| | 323 | JIANG Yuyuan | 14.775 | 15.550 | 15.250 | 15.050 | 60.625 | (7) |
| | 324 | LI Shanshan | | | 16.125 | 14.200 | 30.325 | (82) |
| | 325 | YANG Yilin | 15.200 | 16.650 | 15.500 | 15.000 | 62.350 | (3) |
| | 326 | DENG Linlin | 15.225 | 14.725 | 15.550 | 14.950 | 60.450 | (9) |
| | | Total | 61.825 (2) | 62.650 (1) | 63.050 (2) | 60.750 (1) | 248.275 | Q |
| 2 USA - United States | | | | | | | | |
| | 411 | JOHNSON Shawn | 16.000 | 15.325 | 15.975 | 15.425 | 62.725 | (1) |
| | 412 | LIUKIN Nastia | 15.100 | 15.950 | 15.975 | 15.350 | 62.375 | (2) |
| | 413 | MEMMEL Chellsie | | 15.050 | | | 15.050 | (94) |
| | 414 | PESZEK Samantha | | 14.800 | | | 14.800 | (96) |
| | 415 | SACRAMONE Alicia | 15.850 | | 15.950 | 14.425 | 46.225 | (63) |
| | 416 | SLOAN Bridget | 15.275 | 14.800 | 15.500 | 14.850 | 60.425 | (11) |
| | | Total | 62.225 (1) | 61.125 (3) | 63.400 (1) | 60.050 (2) | 246.800 | Q |
| 3 RUS - Russian Federation | | | | | | | | |
| | 391 | AFANASYEVA Ksenia | 15.175 | 14.825 | 15.775 | 15.025 | 60.800 | (6) |
| | 392 | KLYUKINA Svetlana | 15.175 | 14.975 | | 13.950 | 44.100 | (65) |
| | 393 | KRAMARENKO Ekaterina | 15.150 | 15.500 | 14.625 | 15.150 | 60.425 | (10) |
| | 394 | PAVLOVA Anna | 15.350 | 14.600 | 15.825 | 15.125 | 60.900 | (5) |
| | 395 | GREBENKOVA Lyudmila | | | 14.600 | | 14.600 | (97) |
| | 396 | SEMEANOVA Ksenia | 14.750 | 16.475 | 15.775 | 14.475 | 61.475 | (4) |
| | | Total | 60.850 (3) | 61.775 (2) | 62.000 (3) | 59.775 (3) | 244.400 | Q |
| 4 ROU - Romania | | | | | | | | |
| | 381 | NISTOR Steliana | 14.900 | 15.975 | 15.075 | 14.550 | 60.500 | (8) |
| | 382 | IZBASA Sandra | 15.100 | 13.575 | 15.225 | 15.475 | 59.375 | (13) |
| | 383 | ACATRINEI Andreea | 14.350 | | 14.175 | 14.775 | 43.300 | (71) |
| | 384 | GRIGORE Andreea | 14.700 | 13.975 | | | 28.675 | (88) |
| | 385 | DRAGOI Gabriela | | 14.225 | 15.450 | 14.250 | 43.925 | (66) |
| | 386 | TAMIRJAN Anamaria | 15.025 | 14.275 | 15.200 | 14.500 | 59.000 | (16) |
| | | Total | 59.725 (4) | 58.450 (9) | 60.950 (4) | 59.300 (4) | 238.425 | Q |
| 5 AUS - Australia | | | | | | | | |
| | 301 | BONORA Georgia | 14.850 | 14.500 | 15.025 | 14.525 | 58.900 | (18) |
| | 302 | BRENNAN Ashleigh | 14.775 | 13.700 | 14.150 | 14.625 | 57.250 | (30) |
| | 303 | MITCHELL Lauren | 14.725 | | 14.100 | 14.650 | 43.475 | (68) |
| | 304 | VIVIAN Olivia | | 14.925 | | | 14.925 | (95) |
| | 305 | JOURA Daria | 15.100 | 15.125 | 12.475 | 13.450 | 56.150 | (44) |
| | 306 | MORGAN Shona | 14.700 | 14.500 | 15.350 | 14.525 | 59.075 | (15) |
| | | Total | 59.450 (5) | 59.050 (6) | 58.625 (8) | 58.325 (6) | 235.450 | Q |



RESULTS
比赛成绩 / RÉSULTATS





CORRECTED

| Rank | Bib | NOC Name |  |  |  |  | Total | Ind. Rank |
|------------------------------|-----|---------------------|---|---|--|---|----------------|--------------|
| 6 FRA - France | | | | | | | | |
| | 331 | DEBAUVE Marine | | | 14.625 | 14.100 | 28.725 | (87) |
| | 332 | DUGAIN Laetitia | 14.350 | 14.625 | 14.975 | 14.325 | 58.275 | (22) |
| | 333 | LINDOR Katheleen | 14.900 | 14.700 | 14.575 | | 44.175 | (64) |
| | 334 | MOREL Pauline | 14.275 | 14.800 | 13.750 | 14.625 | 57.450 | (29) |
| | 335 | PETIT Marine | 14.850 | 14.325 | 14.800 | 14.375 | 58.350 | (20) |
| | 337 | BELLEMARE R. | 14.725 | 14.400 | | 14.225 | 43.350 | (70) |
| | | Total | 58.825 (10) | 58.525 (8) | <u>58.975</u> (7) | 57.550 (8) | 233.875 | Q |
| 7 BRA - Brazil | | | | | | | | |
| | 311 | SILVA Ana | 14.750 | 14.550 | 13.475 | 14.800 | 57.575 | (28) |
| | 312 | SANTOS Daiane | 14.800 | | | 15.275 | 30.075 | (83) |
| | 313 | HYPOLITO Daniele | | 14.300 | 14.000 | 14.250 | 42.550 | (75) |
| | 314 | FRANCO Ethiene | 14.175 | 14.100 | 14.400 | 14.275 | 56.950 | (36) |
| | 315 | BARBOSA Jade | 15.100 | 14.800 | 14.700 | 14.900 | 59.500 | (12) |
| | 316 | SOUZA Lais | 14.800 | 14.775 | 13.575 | | 43.150 | (73) |
| | | Total | 59.450 (5) | 58.425 (10) | 56.675 (11) | <u>59.250</u> (5) | 233.800 | Q |
| 8 JPN - Japan | | | | | | | | |
| | 371 | TSURUMI Koko | 14.200 | 15.025 | 15.425 | 14.325 | 58.975 | (17) |
| | 372 | OSHIMA Kyoko | 14.700 | 14.450 | 14.300 | 14.175 | 57.625 | (27) |
| | 373 | MINOBE Yu | 14.050 | 14.525 | | 13.825 | 42.400 | (76) |
| | 374 | UEMURA Miki | 14.475 | 12.775 | 14.575 | 12.875 | 54.700 | (50) |
| | 375 | KURODA Mayu | | 14.725 | 14.850 | | 29.575 | (84) |
| | 376 | SHINTAKE Yuko | 14.675 | | 15.050 | 14.175 | 43.900 | (67) |
| | | Total | 58.050 (11) | <u>58.725</u> (7) | 59.900 (5) | 56.500 (11) | 233.175 | Q |
| 9 GBR - Great Britain | | | | | | | | |
| | 341 | DOWNIE Becky | 15.050 | 14.650 | 14.225 | 14.150 | 58.075 | (24) |
| | 342 | KING Marissa | 14.875 | 13.475 | 14.325 | 13.750 | 56.425 | (42) |
| | 343 | TWEDDLE Beth | | 15.650 | | 14.950 | 30.600 | (80) |
| | 344 | WHELAN Hannah | 13.500 | | 14.325 | 14.125 | 41.950 | (77) |
| | 345 | WING Rebecca | 14.550 | 14.100 | 14.575 | | 43.225 | (72) |
| | 346 | CAIRNS Imogen | 14.850 | 13.475 | 14.175 | 14.550 | 57.050 | (33) |
| | | Total | <u>59.325</u> (7) | 57.875 (11) | 57.450 (10) | 57.775 (7) | 232.425 | |
| 10 ITA - Italy | | | | | | | | |
| | 361 | BERGAMELLI Monica | 13.900 | | 14.350 | | 28.250 | (89) |
| | 362 | FERRARI Vanessa | 14.825 | 14.050 | 14.775 | 14.650 | 58.300 | (21) |
| | 363 | GIOVANNINI Carlotta | 15.100 | 14.475 | 13.900 | 13.575 | 57.050 | (34) |
| | 364 | BENOLLI Francesca | 15.075 | 14.475 | 13.850 | 13.600 | 57.000 | (35) |
| | 365 | MACRI' Federica | | 13.550 | | 13.800 | 27.350 | (91) |
| | 366 | PAROLARI Lia | 14.075 | 14.375 | 15.175 | 14.575 | 58.200 | (23) |
| | | Total | 59.075 (9) | 57.375 (12) | <u>58.200</u> (9) | 56.625 (10) | 231.275 | |




RESULTS
比赛成绩 / RÉSULTATS

CORRECTED

| Rank | Bib | NOC Name |  |  |  |  | Total | Ind. Rank |
|-------------------------|-----|---------------------|---|---|--|---|----------------|--------------|
| 11 UKR - Ukraine | | | | | | | | |
| | 401 | KRASNIANSKA Iryna | 14.200 | 14.250 | 15.025 | | 43.475 | (69) |
| | 402 | PROSKURINA Maryna | 14.850 | | 14.625 | 13.675 | 43.150 | (74) |
| | 403 | HOLENKOVA Valentyna | 13.975 | 14.375 | 14.275 | 14.125 | 56.750 | (37) |
| | 404 | ZGOBA Dariya | | 15.675 | 14.875 | | 30.550 | (81) |
| | 405 | KOZICH Alina | 14.975 | 13.625 | 15.175 | 12.000 | 55.775 | (45) |
| | 406 | KOVAL Anastasiia | | 16.325 | | 13.000 | 29.325 | (85) |
| | | Total | 58.000 (12) | 60.625 (4) | <u>59.700</u> (6) | 52.800 (12) | 231.125 | |
| 12 GER - Germany | | | | | | | | |
| | 351 | CHUSOVITINA O. | 15.800 | 14.725 | 14.400 | 14.450 | 59.375 | (14) |
| | 352 | BRINKER Anja | | 15.125 | | | 15.125 | (93) |
| | 353 | HINDERMANN M. | 14.925 | 13.125 | 13.425 | 12.400 | 53.875 | (55) |
| | 354 | ABEL Katja | 14.250 | 14.650 | 14.075 | 13.475 | 56.450 | (40) |
| | 355 | MOEBIUS Joeline | 13.675 | | 13.925 | 14.275 | 41.875 | (78) |
| | 356 | BIJAK Daria | 14.175 | 14.650 | 11.150 | 14.475 | 54.450 | (51) |
| | | Total | 59.150 (8) | <u>59.150</u> (5) | 55.825 (12) | 56.675 (9) | 230.800 | |


INDIVIDUALS


| | | | | | | | | |
|-----------------------|-----|----------------------|---------------|---------------|--------|---------------|--------|------|
| BEL - Belgium | | | | | | | | |
| | 421 | MYS Gaele | <u>14.050</u> | 14.175 | 14.800 | 14.125 | 57.150 | (31) |
| BLR - Belarus | | | | | | | | |
| | 422 | MARACHKOUSKAYA A. | 15.275 | <u>12.200</u> | 13.600 | 14.025 | 55.100 | (48) |
| BUL - Bulgaria | | | | | | | | |
| | 423 | TANKOUCHEVA Nikolina | 13.850 | <u>12.700</u> | 12.075 | 12.850 | 51.475 | (60) |
| CAN - Canada | | | | | | | | |
| | 424 | DAMIANOVA Nansy | 14.700 | 13.650 | 14.250 | <u>14.100</u> | 56.700 | (38) |
| | 425 | HOPFNER-HIBBS Elyse | 14.675 | 14.975 | 15.125 | <u>13.875</u> | 58.650 | (19) |
| COL - Colombia | | | | | | | | |
| | 429 | SANCHEZ Nathalia | 14.150 | <u>13.175</u> | 13.825 | 13.000 | 54.150 | (53) |
| CRO - Croatia | | | | | | | | |
| | 430 | ERCEG Tina | 13.650 | <u>11.825</u> | 14.075 | 13.700 | 53.250 | (57) |



RESULTS
比赛成绩 / RÉSULTATS





CORRECTED

| Rank | Bib | NOC Name |  |  |  |  | Total | Ind. Rank |
|-----------------------------|-----|---------------------|---|---|--|---|--------|--------------|
| CZE - Czech Republic | | | | | | | | |
| 431 | | PALESOVA Kristyna | <u>14.325</u> | 15.100 | 15.075 | 13.300 | 57.800 | (26) |
| EGY - Egypt | | | | | | | | |
| 436 | | EL ZEINY Sherine | 13.750 | 10.600 | 13.000 | <u>12.650</u> | 50.000 | (61) |
| ESP - Spain | | | | | | | | |
| 437 | | CAMPOS Laura | 14.200 | <u>13.075</u> | 13.975 | 13.775 | 55.025 | (49) |
| 438 | | DE SIMONE Lenika | 14.100 | <u>13.550</u> | 14.100 | 13.850 | 55.600 | (47) |
| GRE - Greece | | | | | | | | |
| 442 | | BISMPIKOU Stefani | 14.225 | <u>14.350</u> | 14.475 | 13.575 | 56.625 | (39) |
| HUN - Hungary | | | | | | | | |
| 443 | | BOCZOGO Dorina | 13.375 | 13.200 | 13.950 | <u>13.925</u> | 54.450 | (52) |
| KOR - Korea | | | | | | | | |
| 444 | | JO Hyunjoo | <u>14.125</u> | 11.875 | 13.400 | 13.375 | 52.775 | (58) |
| LTU - Lithuania | | | | | | | | |
| 445 | | ZANEVSKAJA Jelena | 13.875 | <u>13.350</u> | 13.375 | 13.350 | 53.950 | (54) |
| MEX - Mexico | | | | | | | | |
| 446 | | CANTU MATA Maricela | <u>14.175</u> | 12.625 | 12.700 | 14.025 | 53.525 | (56) |
| NED - Netherlands | | | | | | | | |
| 447 | | HARMES Suzanne | 14.825 | <u>13.825</u> | 13.825 | 14.600 | 57.075 | (32) |
| POL - Poland | | | | | | | | |
| 452 | | PIHAN Marta | <u>13.625</u> | 14.375 | 13.525 | 14.125 | 55.650 | (46) |
| PRK - DPR Korea | | | | | | | | |
| 453 | | CHA Yong Hwa | <u>13.750</u> | 15.175 | | | 28.925 | (86) |
| 454 | | HONG Un Jong | <u>15.650</u> | 14.100 | 12.825 | 13.850 | 56.425 | (41) |
| SLO - Slovenia | | | | | | | | |
| 464 | | SAJN Adela | | | <u>14.100</u> | 13.700 | 27.800 | (90) |
| SUI - Switzerland | | | | | | | | |
| 458 | | KASLIN Ariella | 15.225 | 14.300 | 14.650 | <u>13.875</u> | 58.050 | (25) |



RESULTS
比赛成绩 / RÉSULTATS


CORRECTED


| Rank | Bib | NOC Name |  |  |  |  | Total | Ind. Rank |
|-------------------------|-----|-----------------|---|---|--|---|--------|--------------|
| SVK - Slovakia | | | | | | | | |
| 463 | | KOVACOVA Ivana | | <u>12.500</u> | 12.350 | | 24.850 | (92) |
| UZB - Uzbekistan | | | | | | | | |
| 465 | | GALIULINA Luiza | 12.225 | <u>13.300</u> | 14.175 | 12.375 | 52.075 | (59) |
| VEN - Venezuela | | | | | | | | |
| 466 | | LOPEZ AROCHA J. | 14.375 | <u>13.800</u> | 14.050 | 13.950 | 56.175 | (43) |

Gymnast DO Thi Ngan Thuong VIE Disqualified due to violation of anti-doping rules

Note:
Underlined totals indicate starting apparatus.
Italics indicate the low (non-counting) score.





Legend:
Ind. Individual Q Qualified for Team Final

 Vault  Uneven Bars  Beam  Floor



RESULTS

比赛成绩 / RÉSULTATS

| Rank | NOC |  |  |  |  | Total |
|------|---------------------------------|---|---|--|---|------------------|
| 1 | CHN - China | 61.825 (2) | 62.650 (1) | <u>63.050</u> (2) | 60.750 (1) | 248.275 Q |
| 2 | USA - United States | 62.225 (1) | 61.125 (3) | 63.400 (1) | <u>60.050</u> (2) | 246.800 Q |
| 3 | RUS - Russian Federation | <u>60.850</u> (3) | 61.775 (2) | 62.000 (3) | 59.775 (3) | 244.400 Q |
| 4 | ROU - Romania | <u>59.725</u> (4) | 58.450 (9) | 60.950 (4) | 59.300 (4) | 238.425 Q |
| 5 | AUS - Australia | 59.450 (5) | 59.050 (6) | 58.625 (8) | <u>58.325</u> (6) | 235.450 Q |
| 6 | FRA - France | 58.825 (10) | 58.525 (8) | <u>58.975</u> (7) | 57.550 (8) | 233.875 Q |
| 7 | BRA - Brazil | 59.450 (5) | 58.425 (10) | 56.675 (11) | <u>59.250</u> (5) | 233.800 Q |
| 8 | JPN - Japan | 58.050 (11) | <u>58.725</u> (7) | 59.900 (5) | 56.500 (11) | 233.175 Q |
| 9 | GBR - Great Britain | <u>59.325</u> (7) | 57.875 (11) | 57.450 (10) | 57.775 (7) | 232.425 |
| 10 | ITA - Italy | 59.075 (9) | 57.375 (12) | <u>58.200</u> (9) | 56.625 (10) | 231.275 |
| 11 | UKR - Ukraine | 58.000 (12) | 60.625 (4) | <u>59.700</u> (6) | 52.800 (12) | 231.125 |
| 12 | GER - Germany | 59.150 (8) | <u>59.150</u> (5) | 55.825 (12) | 56.675 (9) | 230.800 |

Note:
Underlined totals indicate starting apparatus.


Legend:
Q Qualified for Team Final

 Vault

 Uneven Bars

 Beam

 Floor



RESULTS
比赛成绩 / RÉSULTATS

CORRECTED

| Rank | Bib | Name | NOC Code |  |  |  |  | Total |
|------|-----|----------------------|----------|---|--|---|---|----------|
| 1 | 411 | JOHNSON Shawn | USA | 16.000 | 15.325 | 15.975 | <u>15.425</u> | 62.725 Q |
| 2 | 412 | LIUKIN Nastia | USA | 15.100 | 15.950 | 15.975 | <u>15.350</u> | 62.375 Q |
| 3 | 325 | YANG Yilin | CHN | 15.200 | 16.650 | <u>15.500</u> | 15.000 | 62.350 Q |
| 4 | 396 | SEMENOVA Ksenia | RUS | <u>14.750</u> | 16.475 | 15.775 | 14.475 | 61.475 Q |
| 5 | 394 | PAVLOVA Anna | RUS | <u>15.350</u> | 14.600 | 15.825 | 15.125 | 60.900 Q |
| 6 | 391 | AFANASYEVA Ksenia | RUS | <u>15.175</u> | 14.825 | 15.775 | 15.025 | 60.800 |
| 7 | 323 | JIANG Yuyuan | CHN | 14.775 | 15.550 | <u>15.250</u> | 15.050 | 60.625 Q |
| 8 | 381 | NISTOR Steliana | ROU | <u>14.900</u> | 15.975 | 15.075 | 14.550 | 60.500 Q |
| 9 | 326 | DENG Linlin | CHN | 15.225 | 14.725 | <u>15.550</u> | 14.950 | 60.450 |
| 10 | 393 | KRAMARENKO Ekaterina | RUS | <u>15.150</u> | 15.500 | 14.625 | 15.150 | 60.425 |
| 11 | 416 | SLOAN Bridget | USA | 15.275 | 14.800 | 15.500 | <u>14.850</u> | 60.425 |
| 12 | 315 | BARBOSA Jade | BRA | 15.100 | 14.800 | 14.700 | <u>14.900</u> | 59.500 Q |
| 13 | 382 | IZBASA Sandra | ROU | <u>15.100</u> | 13.575 | 15.225 | 15.475 | 59.375 Q |
| 14 | 351 | CHUSOVITINA O. | GER | 15.800 | <u>14.725</u> | 14.400 | 14.450 | 59.375 Q |
| 15 | 306 | MORGAN Shona | AUS | 14.700 | 14.500 | 15.350 | <u>14.525</u> | 59.075 Q |
| 16 | 386 | TAMIRJAN Anamaria | ROU | <u>15.025</u> | 14.275 | 15.200 | 14.500 | 59.000 |
| 17 | 371 | TSURUMI Koko | JPN | 14.200 | <u>15.025</u> | 15.425 | 14.325 | 58.975 Q |
| 18 | 301 | BONORA Georgia | AUS | 14.850 | 14.500 | 15.025 | <u>14.525</u> | 58.900 Q |
| 19 | 425 | HOPFNER-HIBBS Elyse | CAN | 14.675 | 14.975 | 15.125 | <u>13.875</u> | 58.650 Q |
| 20 | 335 | PETIT Marine | FRA | 14.850 | 14.325 | <u>14.800</u> | 14.375 | 58.350 Q |
| 21 | 362 | FERRARI Vanessa | ITA | 14.825 | 14.050 | <u>14.775</u> | 14.650 | 58.300 Q |
| 22 | 332 | DUGAIN Laetitia | FRA | 14.350 | 14.625 | <u>14.975</u> | 14.325 | 58.275 Q |
| 23 | 366 | PAROLARI Lia | ITA | 14.075 | 14.375 | <u>15.175</u> | 14.575 | 58.200 Q |
| 24 | 341 | DOWNIE Becky | GBR | <u>15.050</u> | 14.650 | 14.225 | 14.150 | 58.075 Q |
| 25 | 458 | KASLIN Ariella | SUI | 15.225 | 14.300 | 14.650 | <u>13.875</u> | 58.050 Q |
| 26 | 431 | PALESOVA Kristyna | CZE | <u>14.325</u> | 15.100 | 15.075 | 13.300 | 57.800 Q |
| 27 | 372 | OSHIMA Kyoko | JPN | 14.700 | <u>14.450</u> | 14.300 | 14.175 | 57.625 Q |
| 28 | 311 | SILVA Ana | BRA | 14.750 | 14.550 | 13.475 | <u>14.800</u> | 57.575 Q |
| 29 | 334 | MOREL Pauline | FRA | 14.275 | 14.800 | <u>13.750</u> | 14.625 | 57.450 |
| 30 | 302 | BRENNAN Ashleigh | AUS | 14.775 | 13.700 | 14.150 | <u>14.625</u> | 57.250 |
| 31 | 421 | MYS Gaelle | BEL | <u>14.050</u> | 14.175 | 14.800 | 14.125 | 57.150 Q |
| 32 | 447 | HARMES Suzanne | NED | 14.825 | <u>13.825</u> | 13.825 | 14.600 | 57.075 R |
| 33 | 346 | CAIRNS Imogen | GBR | <u>14.850</u> | 13.475 | 14.175 | 14.550 | 57.050 R |
| 34 | 363 | GIOVANNINI Carlotta | ITA | 15.100 | 14.475 | <u>13.900</u> | 13.575 | 57.050 |
| 35 | 364 | BENOLLI Francesca | ITA | 15.075 | 14.475 | <u>13.850</u> | 13.600 | 57.000 |
| 36 | 314 | FRANCO Ethiene | BRA | 14.175 | 14.100 | 14.400 | <u>14.275</u> | 56.950 |
| 37 | 403 | HOLENKOVA Valentyna | UKR | 13.975 | 14.375 | <u>14.275</u> | 14.125 | 56.750 R |
| 38 | 424 | DAMIANOVA Nansy | CAN | 14.700 | 13.650 | 14.250 | <u>14.100</u> | 56.700 R |
| 39 | 442 | BISMIKOU Stefani | GRE | 14.225 | <u>14.350</u> | 14.475 | 13.575 | 56.625 |
| 40 | 354 | ABEL Katja | GER | 14.250 | <u>14.650</u> | 14.075 | 13.475 | 56.450 |
| 41 | 454 | HONG Un Jong | PRK | <u>15.650</u> | 14.100 | 12.825 | 13.850 | 56.425 |
| 42 | 342 | KING Marissa | GBR | <u>14.875</u> | 13.475 | 14.325 | 13.750 | 56.425 |
| 43 | 466 | LOPEZ AROCHA J. | VEN | 14.375 | <u>13.800</u> | 14.050 | 13.950 | 56.175 |
| 44 | 305 | JOURA Daria | AUS | 15.100 | 15.125 | 12.475 | <u>13.450</u> | 56.150 |
| 45 | 405 | KOZICH Alina | UKR | 14.975 | 13.625 | <u>15.175</u> | 12.000 | 55.775 |
| 46 | 452 | PIHAN Marta | POL | <u>13.625</u> | 14.375 | 13.525 | 14.125 | 55.650 |
| 47 | 438 | DE SIMONE Lenika | ESP | 14.100 | <u>13.550</u> | 14.100 | 13.850 | 55.600 |
| 48 | 422 | MARACHKOUSKAYA A. | BLR | 15.275 | <u>12.200</u> | 13.600 | 14.025 | 55.100 |
| 49 | 437 | CAMPOS Laura | ESP | 14.200 | <u>13.075</u> | 13.975 | 13.775 | 55.025 |



RESULTS
比赛成绩 / RÉSULTATS

CORRECTED

| Rank | Bib | Name | NOC Code |  |  |  |  | Total |
|------|-----|----------------------|----------|---|--|---|---|--------|
| 50 | 374 | UEMURA Miki | JPN | 14.475 | <u>12.775</u> | 14.575 | 12.875 | 54.700 |
| 51 | 356 | BIJAK Daria | GER | 14.175 | <u>14.650</u> | 11.150 | 14.475 | 54.450 |
| 52 | 443 | BOCZOGO Dorina | HUN | 13.375 | 13.200 | 13.950 | <u>13.925</u> | 54.450 |
| 53 | 429 | SANCHEZ Nathalia | COL | 14.150 | <u>13.175</u> | 13.825 | 13.000 | 54.150 |
| 54 | 445 | ZANEVSKAJA Jelena | LTU | 13.875 | <u>13.350</u> | 13.375 | 13.350 | 53.950 |
| 55 | 353 | HINDERMANN M. | GER | 14.925 | <u>13.125</u> | 13.425 | 12.400 | 53.875 |
| 56 | 446 | CANTU MATA Maricela | MEX | <u>14.175</u> | 12.625 | 12.700 | 14.025 | 53.525 |
| 57 | 430 | ERCEG Tina | CRO | 13.650 | <u>11.825</u> | 14.075 | 13.700 | 53.250 |
| 58 | 444 | JO Hyunjoo | KOR | <u>14.125</u> | 11.875 | 13.400 | 13.375 | 52.775 |
| 59 | 465 | GALIULINA Luiza | UZB | 12.225 | <u>13.300</u> | 14.175 | 12.375 | 52.075 |
| 60 | 423 | TANKOUCHEVA Nikolina | BUL | 13.850 | <u>12.700</u> | 12.075 | 12.850 | 51.475 |
| 61 | 436 | EL ZEINY Sherine | EGY | 13.750 | 10.600 | 13.000 | <u>12.650</u> | 50.000 |
| 62 | 321 | CHENG Fei | CHN | 16.150 | | <u>15.875</u> | 15.750 | 47.775 |
| 63 | 415 | SACRAMONE Alicia | USA | 15.850 | | 15.950 | <u>14.425</u> | 46.225 |
| 64 | 333 | LINDOR Katheleen | FRA | 14.900 | 14.700 | <u>14.575</u> | | 44.175 |
| 65 | 392 | KLYUKINA Svetlana | RUS | <u>15.175</u> | 14.975 | | 13.950 | 44.100 |
| 66 | 385 | DRAGOI Gabriela | ROU | | 14.225 | 15.450 | 14.250 | 43.925 |
| 67 | 376 | SHINTAKE Yuko | JPN | 14.675 | | 15.050 | 14.175 | 43.900 |
| 68 | 303 | MITCHELL Lauren | AUS | 14.725 | | 14.100 | <u>14.650</u> | 43.475 |
| 69 | 401 | KRASNIANSKA Iryna | UKR | 14.200 | 14.250 | <u>15.025</u> | | 43.475 |
| 70 | 337 | BELLEMARE R. | FRA | 14.725 | 14.400 | | 14.225 | 43.350 |
| 71 | 383 | ACATRINEI Andreea | ROU | <u>14.350</u> | | 14.175 | 14.775 | 43.300 |
| 72 | 345 | WING Rebecca | GBR | <u>14.550</u> | 14.100 | 14.575 | | 43.225 |
| 73 | 316 | SOUZA Lais | BRA | 14.800 | 14.775 | 13.575 | | 43.150 |
| 74 | 402 | PROSKURINA Maryna | UKR | 14.850 | | <u>14.625</u> | 13.675 | 43.150 |
| 75 | 313 | HYPOLITO Daniele | BRA | | 14.300 | 14.000 | <u>14.250</u> | 42.550 |
| 76 | 373 | MINOBE Yu | JPN | 14.050 | <u>14.525</u> | | 13.825 | 42.400 |
| 77 | 344 | WHELAN Hannah | GBR | <u>13.500</u> | | 14.325 | 14.125 | 41.950 |
| 78 | 355 | MOEBIUS Joeline | GER | 13.675 | | 13.925 | 14.275 | 41.875 |
| 79 | 322 | HE Kexin | CHN | 15.250 | 15.725 | | | 30.975 |
| 80 | 343 | TWEDDLE Beth | GBR | | 15.650 | | 14.950 | 30.600 |
| 81 | 404 | ZGOBA Dariya | UKR | | 15.675 | <u>14.875</u> | | 30.550 |
| 82 | 324 | LI Shanshan | CHN | | | <u>16.125</u> | 14.200 | 30.325 |
| 83 | 312 | SANTOS Daiane | BRA | 14.800 | | | <u>15.275</u> | 30.075 |
| 84 | 375 | KURODA Mayu | JPN | | <u>14.725</u> | 14.850 | | 29.575 |
| 85 | 406 | KOVAL Anastasiia | UKR | | 16.325 | | 13.000 | 29.325 |
| 86 | 453 | CHA Yong Hwa | PRK | <u>13.750</u> | 15.175 | | | 28.925 |
| 87 | 331 | DEBAUVE Marine | FRA | | | <u>14.625</u> | 14.100 | 28.725 |
| 88 | 384 | GRIGORE Andreea | ROU | <u>14.700</u> | 13.975 | | | 28.675 |
| 89 | 361 | BERGAMELLI Monica | ITA | 13.900 | | <u>14.350</u> | | 28.250 |
| 90 | 464 | SAJN Adela | SLO | | | <u>14.100</u> | 13.700 | 27.800 |
| 91 | 365 | MACRI' Federica | ITA | | 13.550 | | 13.800 | 27.350 |
| 92 | 463 | KOVACOVA Ivana | SVK | | <u>12.500</u> | 12.350 | | 24.850 |
| 93 | 352 | BRINKER Anja | GER | | <u>15.125</u> | | | 15.125 |
| 94 | 413 | MEMMEL Chellsie | USA | | 15.050 | | | 15.050 |
| 95 | 304 | VIVIAN Olivia | AUS | | 14.925 | | | 14.925 |
| 96 | 414 | PESZEK Samantha | USA | | 14.800 | | | 14.800 |
| 97 | 395 | GREBENKOVA Lyudmila | RUS | | | 14.600 | | 14.600 |




NATIONAL INDOOR STADIUM
 国家体育馆
 PALAIS NATIONAL OMNISPORTS

SUN 星期日 DIM
 10 AUG 2008
 10:00

GYMNASTICS ARTISTIC
 竞技体操 / GYMNASTIQUE ARTISTIQUE

WOMEN'S QUALIFICATION
 女子资格赛 / QUALIFICATION DAMES

ALL-AROUND
 个人全能 / CONCOURS INDIVIDUEL MULTIPLE



CORRECTED





RESULTS
 比赛成绩 / RÉSULTATS

| Rank | Bib | Name | NOC Code |  |  |  |  | Total |
|------|-----|------|----------|---|--|---|---|-------|
|------|-----|------|----------|---|--|---|---|-------|

Gymnast DO Thi Ngan Thuong VIE Disqualified due to violation of anti-doping rules

Note:
Underlined totals indicate starting apparatus.

Legend:
 Q Qualified for All-Around Final R Reserve for All-Around Final

 Vault  Uneven Bars  Beam  Floor



RESULTS

比赛成绩 / RÉSULTATS

CORRECTED



| Rank | Bib | Name | NOC Code | A Score | B Score | Pen | Total |
|------|-----|----------------------|----------|---------|---------|-----|--------|
| 1 | 321 | CHENG Fei | CHN | 6.500 | 9.650 | | 16.150 |
| 2 | 411 | JOHNSON Shawn | USA | 6.500 | 9.500 | | 16.000 |
| 3 | 415 | SACRAMONE Alicia | USA | 6.300 | 9.550 | | 15.850 |
| 4 | 351 | CHUSOVITINA O. | GER | 6.300 | 9.500 | | 15.800 |
| 5 | 454 | HONG Un Jong | PRK | 6.500 | 9.150 | | 15.650 |
| 6 | 394 | PAVLOVA Anna | RUS | 5.800 | 9.550 | | 15.350 |
| 7 | 416 | SLOAN Bridget | USA | 5.800 | 9.475 | | 15.275 |
| 8 | 422 | MARACHKOUSKAYA A. | BLR | 5.800 | 9.475 | | 15.275 |
| 9 | 322 | HE Kexin | CHN | 5.800 | 9.450 | | 15.250 |
| 10 | 326 | DENG Linlin | CHN | 5.800 | 9.425 | | 15.225 |
| 11 | 458 | KASLIN Ariella | SUI | 6.300 | 8.925 | | 15.225 |
| 12 | 325 | YANG Yilin | CHN | 5.800 | 9.400 | | 15.200 |
| 13 | 391 | AFANASYEVA Ksenia | RUS | 5.800 | 9.375 | | 15.175 |
| 14 | 392 | KLYUKINA Svetlana | RUS | 5.800 | 9.375 | | 15.175 |
| 15 | 393 | KRAMARENKO Ekaterina | RUS | 5.800 | 9.350 | | 15.150 |
| 16 | 412 | LIUKIN Nastia | USA | 5.500 | 9.600 | | 15.100 |
| 17 | 315 | BARBOSA Jade | BRA | 5.800 | 9.400 | 0.1 | 15.100 |
| 18 | 305 | JOURA Daria | AUS | 5.800 | 9.300 | | 15.100 |
| 19 | 363 | GIOVANNINI Carlotta | ITA | 5.800 | 9.300 | | 15.100 |
| 20 | 382 | IZBASA Sandra | ROU | 5.800 | 9.300 | | 15.100 |
| 21 | 364 | BENOLLI Francesca | ITA | 5.800 | 9.275 | | 15.075 |
| 22 | 341 | DOWNIE Becky | GBR | 5.800 | 9.250 | | 15.050 |
| 23 | 386 | TAMIRJAN Anamaria | ROU | 5.800 | 9.225 | | 15.025 |
| 24 | 405 | KOZICH Alina | UKR | 5.500 | 9.475 | | 14.975 |
| 25 | 353 | HINDERMANN M. | GER | 5.500 | 9.425 | | 14.925 |
| 26 | 333 | LINDOR Katheleen | FRA | 5.500 | 9.400 | | 14.900 |
| 27 | 381 | NISTOR Steliana | ROU | 5.800 | 9.100 | | 14.900 |
| 28 | 342 | KING Marissa | GBR | 5.700 | 9.175 | | 14.875 |
| 29 | 301 | BONORA Georgia | AUS | 5.500 | 9.350 | | 14.850 |
| 30 | 346 | CAIRNS Imogen | GBR | 5.500 | 9.350 | | 14.850 |
| 31 | 335 | PETIT Marine | FRA | 5.500 | 9.350 | | 14.850 |
| 31 | 402 | PROSKURINA Maryna | UKR | 5.500 | 9.350 | | 14.850 |
| 33 | 447 | HARMES Suzanne | NED | 5.500 | 9.325 | | 14.825 |
| 34 | 362 | FERRARI Vanessa | ITA | 5.800 | 9.025 | | 14.825 |
| 35 | 312 | SANTOS Daiane | BRA | 5.500 | 9.300 | | 14.800 |
| 36 | 316 | SOUZA Lais | BRA | 5.500 | 9.300 | | 14.800 |
| 37 | 302 | BRENNAN Ashleigh | AUS | 5.700 | 9.075 | | 14.775 |
| 38 | 323 | JIANG Yuyuan | CHN | 6.500 | 8.375 | 0.1 | 14.775 |
| 39 | 311 | SILVA Ana | BRA | 5.500 | 9.250 | | 14.750 |
| 40 | 396 | SEMENOVA Ksenia | RUS | 5.500 | 9.250 | | 14.750 |
| 41 | 337 | BELLEMARE R. | FRA | 5.500 | 9.225 | | 14.725 |
| 42 | 303 | MITCHELL Lauren | AUS | 5.500 | 9.225 | | 14.725 |
| 43 | 372 | OSHIMA Kyoko | JPN | 5.500 | 9.200 | | 14.700 |



RESULTS

比赛成绩 / RÉSULTATS

CORRECTED




| Rank | Bib | Name | NOC Code | A Score | B Score | Pen | Total |
|------|-----|----------------------|----------|---------|---------|-----|--------|
| 43 | 384 | GRIGORE Andreea | ROU | 5.500 | 9.200 | | 14.700 |
| 45 | 306 | MORGAN Shona | AUS | 5.500 | 9.200 | | 14.700 |
| 46 | 424 | DAMIANOVA Nansy | CAN | 5.500 | 9.200 | | 14.700 |
| 47 | 425 | HOPFNER-HIBBS Elyse | CAN | 5.500 | 9.175 | | 14.675 |
| 48 | 376 | SHINTAKE Yuko | JPN | 5.500 | 9.175 | | 14.675 |
| 49 | 345 | WING Rebecca | GBR | 5.500 | 9.050 | | 14.550 |
| 50 | 374 | UEMURA Miki | JPN | 5.500 | 9.075 | 0.1 | 14.475 |
| 51 | 466 | LOPEZ AROCHA J. | VEN | 5.500 | 8.975 | 0.1 | 14.375 |
| 52 | 332 | DUGAIN Laetitia | FRA | 5.000 | 9.350 | | 14.350 |
| 53 | 383 | ACATRINEI Andreea | ROU | 5.500 | 8.850 | | 14.350 |
| 54 | 431 | PALESOVA Kristyna | CZE | 5.000 | 9.325 | | 14.325 |
| 55 | 334 | MOREL Pauline | FRA | 5.000 | 9.275 | | 14.275 |
| 56 | 354 | ABEL Katja | GER | 5.000 | 9.250 | | 14.250 |
| 57 | 442 | BISMPIKOU Stefani | GRE | 5.000 | 9.225 | | 14.225 |
| 58 | 371 | TSURUMI Koko | JPN | 5.000 | 9.200 | | 14.200 |
| 59 | 401 | KRASNIANSKA Iryna | UKR | 5.000 | 9.200 | | 14.200 |
| 60 | 437 | CAMPOS Laura | ESP | 5.000 | 9.200 | | 14.200 |
| 61 | 314 | FRANCO Ethiene | BRA | 5.000 | 9.175 | | 14.175 |
| 62 | 356 | BIJAK Daria | GER | 5.000 | 9.175 | | 14.175 |
| 63 | 446 | CANTU MATA Maricela | MEX | 5.000 | 9.175 | | 14.175 |
| 64 | 429 | SANCHEZ Nathalia | COL | 5.000 | 9.150 | | 14.150 |
| 65 | 444 | JO Hyunjoo | KOR | 5.000 | 9.125 | | 14.125 |
| 66 | 438 | DE SIMONE Lenika | ESP | 5.000 | 9.100 | | 14.100 |
| 67 | 366 | PAROLARI Lia | ITA | 5.000 | 9.075 | | 14.075 |
| 68 | 373 | MINOBE Yu | JPN | 5.000 | 9.050 | | 14.050 |
| 69 | 421 | MYS Gaelle | BEL | 5.000 | 9.050 | | 14.050 |
| 70 | 403 | HOLENKOVA Valentyna | UKR | 5.000 | 8.975 | | 13.975 |
| 71 | 361 | BERGAMELLI Monica | ITA | 5.000 | 8.900 | | 13.900 |
| 72 | 445 | ZANEVSKAJA Jelena | LTU | 4.800 | 9.075 | | 13.875 |
| 73 | 423 | TANKOUCHEVA Nikolina | BUL | 5.200 | 8.650 | | 13.850 |
| 74 | 436 | EL ZEINY Sherine | EGY | 5.000 | 8.750 | | 13.750 |
| 75 | 453 | CHA Yong Hwa | PRK | 5.000 | 8.750 | | 13.750 |
| 76 | 355 | MOEBIUS Joeline | GER | 5.500 | 8.175 | | 13.675 |
| 77 | 430 | ERCEG Tina | CRO | 4.800 | 8.850 | | 13.650 |
| 78 | 452 | PIHAN Marta | POL | 4.800 | 8.825 | | 13.625 |
| 79 | 344 | WHELAN Hannah | GBR | 5.500 | 8.000 | | 13.500 |
| 80 | 443 | BOCZOGO Dorina | HUN | 5.000 | 8.375 | | 13.375 |
| 81 | 465 | GALIULINA Luiza | UZB | 4.400 | 7.825 | | 12.225 |

Gymnast DO Thi Ngan Thuong VIE Disqualified due to violation of anti-doping rules

Legend:

Q Qualified for Vault final R Reserve for Vault final

 Vault



RESULTS
比赛成绩 / RÉSULTATS

CORRECTED



| Rank | Bib | Name | NOC Code | Vault | A Score | B Score | Pen. | Vault | Total |
|------|-----|---------------------|----------|-------|---------|---------|------|--------|-----------------|
| 1 | 321 | CHENG Fei | CHN | 1 | 6.50 | 9.650 | | 16.150 | 15.912 Q |
| | | | | 2 | 6.50 | 9.175 | | 15.675 | |
| 2 | 454 | HONG Un Jong | PRK | 1 | 6.50 | 9.150 | | 15.650 | 15.725 Q |
| | | | | 2 | 6.50 | 9.300 | | 15.800 | |
| 3 | 415 | SACRAMONE Alicia | USA | 1 | 6.30 | 9.550 | | 15.850 | 15.625 Q |
| | | | | 2 | 5.80 | 9.600 | | 15.400 | |
| 4 | 351 | CHUSOVITINA O. | GER | 1 | 6.30 | 9.500 | | 15.800 | 15.525 Q |
| | | | | 2 | 5.70 | 9.550 | | 15.250 | |
| 5 | 394 | PAVLOVA Anna | RUS | 1 | 5.80 | 9.550 | | 15.350 | 15.275 Q |
| | | | | 2 | 5.60 | 9.600 | | 15.200 | |
| 6 | 363 | GIOVANNINI Carlotta | ITA | 1 | 5.80 | 9.300 | | 15.100 | 15.137 Q |
| | | | | 2 | 5.90 | 9.275 | | 15.175 | |
| 7 | 315 | BARBOSA Jade | BRA | 1 | 5.80 | 9.400 | 0.1 | 15.100 | 15.050 Q |
| | | | | 2 | 5.60 | 9.400 | | 15.000 | |
| 8 | 458 | KASLIN Ariella | SUI | 1 | 6.30 | 8.925 | | 15.225 | 14.975 Q |
| | | | | 2 | 5.50 | 9.225 | | 14.725 | |
| 9 | 422 | MARACHKOUSKAYA A. | BLR | 1 | 5.80 | 9.475 | | 15.275 | 14.787 R |
| | | | | 2 | 5.00 | 9.300 | | 14.300 | |
| 10 | 424 | DAMIANOVA Nansy | CAN | 1 | 5.50 | 9.200 | | 14.700 | 14.062 R |
| | | | | 2 | 4.40 | 9.025 | | 13.425 | |
| 11 | 446 | CANTU MATA Maricela | MEX | 1 | 5.00 | 9.175 | | 14.175 | 13.925 R |
| | | | | 2 | 4.60 | 9.075 | | 13.675 | |
| 12 | 443 | BOCZOGO Dorina | HUN | 1 | 5.00 | 8.375 | | 13.375 | 13.912 |
| | | | | 2 | 5.50 | 8.950 | | 14.450 | |
| 13 | 445 | ZANEVSKAJA Jelena | LTU | 1 | 4.80 | 9.075 | | 13.875 | 13.687 |
| | | | | 2 | 4.60 | 8.900 | | 13.500 | |
| 14 | 430 | ERCEG Tina | CRO | 1 | 4.80 | 8.850 | | 13.650 | 13.587 |
| | | | | 2 | 4.80 | 8.725 | | 13.525 | |

Gymnast DO Thi Ngan Thuong VIE Disqualified due to violation of anti-doping rules

Legend:

Q Qualified for Vault final R Reserve for Vault final

 Vault



RESULTS

比赛成绩 / RÉSULTATS

CORRECTED



| Rank | Bib | Name | NOC Code | A Score | B Score | Pen | Total |
|------|-----|----------------------|----------|---------|---------|-----|----------|
| 1 | 325 | YANG Yilin | CHN | 7.700 | 8.950 | | 16.650 Q |
| 2 | 396 | SEMENOVA Ksenia | RUS | 7.400 | 9.075 | | 16.475 Q |
| 3 | 406 | KOVAL Anastasiia | UKR | 7.300 | 9.025 | | 16.325 Q |
| 4 | 381 | NISTOR Steliana | ROU | 7.300 | 8.675 | | 15.975 Q |
| 5 | 412 | LIUKIN Nastia | USA | 7.700 | 8.250 | | 15.950 Q |
| 6 | 322 | HE Kexin | CHN | 7.500 | 8.225 | | 15.725 Q |
| 7 | 404 | ZGOBA Dariya | UKR | 6.900 | 8.875 | 0.1 | 15.675 Q |
| 8 | 343 | TWEDDLE Beth | GBR | 7.600 | 8.050 | | 15.650 Q |
| 9 | 323 | JIANG Yuyuan | CHN | 7.000 | 8.550 | | 15.550 |
| 10 | 393 | KRAMARENKO Ekaterina | RUS | 6.600 | 8.900 | | 15.500 R |
| 11 | 411 | JOHNSON Shawn | USA | 6.300 | 9.025 | | 15.325 R |
| 12 | 453 | CHA Yong Hwa | PRK | 7.200 | 7.975 | | 15.175 R |
| 13 | 305 | JOURA Daria | AUS | 6.200 | 8.925 | | 15.125 |
| 14 | 352 | BRINKER Anja | GER | 7.100 | 8.025 | | 15.125 |
| 15 | 431 | PALESOVA Kristyna | CZE | 6.600 | 8.500 | | 15.100 |
| 16 | 413 | MEMMEL Chellsie | USA | 7.000 | 8.050 | | 15.050 |
| 17 | 371 | TSURUMI Koko | JPN | 6.600 | 8.425 | | 15.025 |
| 18 | 392 | KLYUKINA Svetlana | RUS | 6.200 | 8.775 | | 14.975 |
| 19 | 425 | HOPFNER-HIBBS Elyse | CAN | 6.800 | 8.175 | | 14.975 |
| 20 | 304 | VIVIAN Olivia | AUS | 6.600 | 8.325 | | 14.925 |
| 21 | 391 | AFANASYEVA Ksenia | RUS | 6.100 | 8.725 | | 14.825 |
| 22 | 315 | BARBOSA Jade | BRA | 6.000 | 8.800 | | 14.800 |
| 23 | 414 | PESZEK Samantha | USA | 6.100 | 8.700 | | 14.800 |
| 24 | 334 | MOREL Pauline | FRA | 6.200 | 8.600 | | 14.800 |
| 25 | 416 | SLOAN Bridget | USA | 6.700 | 8.100 | | 14.800 |
| 26 | 316 | SOUZA Lais | BRA | 6.500 | 8.275 | | 14.775 |
| 27 | 351 | CHUSOVITINA O. | GER | 6.200 | 8.525 | | 14.725 |
| 28 | 375 | KURODA Mayu | JPN | 6.400 | 8.325 | | 14.725 |
| 29 | 326 | DENG Linlin | CHN | 6.600 | 8.125 | | 14.725 |
| 30 | 333 | LINDOR Katheleen | FRA | 6.100 | 8.600 | | 14.700 |
| 31 | 356 | BIJAK Daria | GER | 6.200 | 8.450 | | 14.650 |
| 32 | 354 | ABEL Katja | GER | 6.300 | 8.350 | | 14.650 |
| 33 | 341 | DOWNIE Becky | GBR | 6.500 | 8.150 | | 14.650 |
| 34 | 332 | DUGAIN Laetitia | FRA | 6.000 | 8.625 | | 14.625 |
| 35 | 394 | PAVLOVA Anna | RUS | 5.700 | 8.900 | | 14.600 |
| 36 | 311 | SILVA Ana | BRA | 6.700 | 7.850 | | 14.550 |
| 37 | 373 | MINOBE Yu | JPN | 6.200 | 8.325 | | 14.525 |
| 38 | 301 | BONORA Georgia | AUS | 5.900 | 8.600 | | 14.500 |
| 39 | 306 | MORGAN Shona | AUS | 6.000 | 8.500 | | 14.500 |
| 40 | 364 | BENOLLI Francesca | ITA | 6.100 | 8.375 | | 14.475 |
| 41 | 363 | GIOVANNINI Carlotta | ITA | 6.200 | 8.275 | | 14.475 |
| 42 | 372 | OSHIMA Kyoko | JPN | 6.000 | 8.450 | | 14.450 |
| 43 | 337 | BELLEMARE R. | FRA | 5.700 | 8.700 | | 14.400 |



RESULTS

比赛成绩 / RÉSULTATS

CORRECTED



| Rank | Bib | Name | NOC Code | A Score | B Score | Pen | Total |
|------|-----|----------------------|----------|---------|---------|-----|--------|
| 44 | 452 | PIHAN Marta | POL | 6.100 | 8.275 | | 14.375 |
| 45 | 366 | PAROLARI Lia | ITA | 6.500 | 7.875 | | 14.375 |
| 46 | 403 | HOLENKOVA Valentyna | UKR | 6.600 | 7.775 | | 14.375 |
| 47 | 442 | BISMPIKOU Stefani | GRE | 6.200 | 8.150 | | 14.350 |
| 48 | 335 | PETIT Marine | FRA | 5.800 | 8.525 | | 14.325 |
| 49 | 458 | KASLIN Ariella | SUI | 5.800 | 8.500 | | 14.300 |
| 50 | 313 | HYPOLITO Daniele | BRA | 6.400 | 8.000 | 0.1 | 14.300 |
| 51 | 386 | TAMIRJAN Anamaria | ROU | 6.000 | 8.275 | | 14.275 |
| 52 | 401 | KRASNIANSKA Iryna | UKR | 6.400 | 7.850 | | 14.250 |
| 53 | 385 | DRAGOI Gabriela | ROU | 6.100 | 8.125 | | 14.225 |
| 54 | 421 | MYS Gaelle | BEL | 5.800 | 8.375 | | 14.175 |
| 55 | 314 | FRANCO Ethiene | BRA | 5.700 | 8.400 | | 14.100 |
| 56 | 345 | WING Rebecca | GBR | 6.100 | 8.300 | 0.3 | 14.100 |
| 57 | 454 | HONG Un Jong | PRK | 6.000 | 8.100 | | 14.100 |
| 58 | 362 | FERRARI Vanessa | ITA | 6.700 | 7.350 | | 14.050 |
| 59 | 384 | GRIGORE Andreea | ROU | 5.800 | 8.175 | | 13.975 |
| 60 | 447 | HARMES Suzanne | NED | 6.000 | 7.925 | 0.1 | 13.825 |
| 61 | 466 | LOPEZ AROCHA J. | VEN | 5.800 | 8.000 | | 13.800 |
| 62 | 302 | BRENNAN Ashleigh | AUS | 6.100 | 7.900 | 0.3 | 13.700 |
| 63 | 424 | DAMIANOVA Nansy | CAN | 6.000 | 7.650 | | 13.650 |
| 64 | 405 | KOZICH Alina | UKR | 5.900 | 7.825 | 0.1 | 13.625 |
| 65 | 382 | IZBASA Sandra | ROU | 5.400 | 8.175 | | 13.575 |
| 66 | 365 | MACRI' Federica | ITA | 5.200 | 8.350 | | 13.550 |
| 67 | 438 | DE SIMONE Lenika | ESP | 6.100 | 7.450 | | 13.550 |
| 68 | 346 | CAIRNS Imogen | GBR | 5.500 | 8.275 | 0.3 | 13.475 |
| 69 | 342 | KING Marissa | GBR | 5.300 | 8.175 | | 13.475 |
| 70 | 445 | ZANEVSKAJA Jelena | LTU | 5.600 | 7.750 | | 13.350 |
| 71 | 465 | GALIULINA Luiza | UZB | 5.400 | 8.000 | 0.1 | 13.300 |
| 72 | 443 | BOCZOGO Dorina | HUN | 5.800 | 7.400 | | 13.200 |
| 73 | 429 | SANCHEZ Nathalia | COL | 5.500 | 7.675 | | 13.175 |
| 74 | 353 | HINDERMANN M. | GER | 6.900 | 6.225 | | 13.125 |
| 75 | 437 | CAMPOS Laura | ESP | 5.600 | 7.475 | | 13.075 |
| 76 | 374 | UEMURA Miki | JPN | 5.900 | 6.875 | | 12.775 |
| 77 | 423 | TANKOUCHEVA Nikolina | BUL | 4.800 | 8.200 | 0.3 | 12.700 |
| 78 | 446 | CANTU MATA Maricela | MEX | 5.700 | 6.925 | | 12.625 |
| 79 | 463 | KOVACOVA Ivana | SVK | 5.800 | 6.700 | | 12.500 |
| 80 | 422 | MARACHKOUSKAYA A. | BLR | 4.400 | 7.800 | | 12.200 |
| 81 | 444 | JO Hyunjoo | KOR | 5.600 | 6.275 | | 11.875 |
| 82 | 430 | ERCEG Tina | CRO | 6.100 | 5.825 | 0.1 | 11.825 |
| 83 | 436 | EL ZEINY Sherine | EGY | 4.300 | 6.600 | 0.3 | 10.600 |




NATIONAL INDOOR STADIUM
 国家体育馆
 PALAIS NATIONAL OMNISPORTS

SUN 星期日 DIM
 10 AUG 2008
 10:00

GYMNASTICS ARTISTIC
 竞技体操 / GYMNASTIQUE ARTISTIQUE

WOMEN'S QUALIFICATION
 女子资格赛 / QUALIFICATION DAMES

UNEVEN BARS
 高低杠 / BARRES ASYMÉTRIQUES



CORRECTED

RESULTS
 比赛成绩 / RÉSULTATS



| Rank | Bib | Name | NOC Code | A Score | B Score | Pen | Total |
|------|-----|------|----------|---------|---------|-----|-------|
|------|-----|------|----------|---------|---------|-----|-------|

Legend:

Q Qualified for Uneven Bars final R Reserve for Uneven Bars final

 Uneven Bars




RESULTS
比赛成绩 / RÉSULTATS

CORRECTED



| Rank | Bib | Name | NOC Code | A Score | B Score | Pen | Total |
|------|-----|----------------------|----------|---------|---------|-----|----------|
| 1 | 324 | LI Shanshan | CHN | 7.000 | 9.125 | | 16.125 Q |
| 2 | 412 | LIUKIN Nastia | USA | 6.600 | 9.375 | | 15.975 Q |
| 3 | 411 | JOHNSON Shawn | USA | 6.900 | 9.075 | | 15.975 Q |
| 4 | 415 | SACRAMONE Alicia | USA | 6.800 | 9.150 | | 15.950 |
| 5 | 321 | CHENG Fei | CHN | 6.700 | 9.275 | 0.1 | 15.875 Q |
| 6 | 394 | PAVLOVA Anna | RUS | 6.700 | 9.125 | | 15.825 Q |
| 7 | 391 | AFANASYEVA Ksenia | RUS | 6.600 | 9.175 | | 15.775 Q |
| 8 | 396 | SEMENOVA Ksenia | RUS | 6.600 | 9.175 | | 15.775 |
| 9 | 326 | DENG Linlin | CHN | 6.900 | 8.650 | | 15.550 |
| 10 | 416 | SLOAN Bridget | USA | 6.500 | 9.000 | | 15.500 |
| 11 | 325 | YANG Yilin | CHN | 6.500 | 9.000 | | 15.500 |
| 12 | 385 | DRAGOI Gabriela | ROU | 6.500 | 8.950 | | 15.450 Q |
| 13 | 371 | TSURUMI Koko | JPN | 6.500 | 8.925 | | 15.425 Q |
| 14 | 306 | MORGAN Shona | AUS | 6.500 | 8.850 | | 15.350 R |
| 15 | 323 | JIANG Yuyuan | CHN | 6.400 | 8.850 | | 15.250 |
| 16 | 382 | IZBASA Sandra | ROU | 6.500 | 8.725 | | 15.225 R |
| 17 | 386 | TAMIRJAN Anamaria | ROU | 6.400 | 8.800 | | 15.200 |
| 18 | 366 | PAROLARI Lia | ITA | 6.200 | 8.975 | | 15.175 R |
| 19 | 405 | KOZICH Alina | UKR | 6.600 | 8.575 | | 15.175 |
| 20 | 425 | HOPFNER-HIBBS Elyse | CAN | 6.200 | 8.925 | | 15.125 |
| 21 | 431 | PALESOVA Kristyna | CZE | 6.400 | 8.675 | | 15.075 |
| 22 | 381 | NISTOR Steliana | ROU | 6.700 | 8.375 | | 15.075 |
| 23 | 376 | SHINTAKE Yuko | JPN | 6.000 | 9.050 | | 15.050 |
| 24 | 301 | BONORA Georgia | AUS | 6.200 | 8.825 | | 15.025 |
| 25 | 401 | KRASNIANSKA Iryna | UKR | 6.700 | 8.325 | | 15.025 |
| 26 | 332 | DUGAIN Laetitia | FRA | 6.300 | 8.675 | | 14.975 |
| 27 | 404 | ZGOBA Dariya | UKR | 6.200 | 8.675 | | 14.875 |
| 28 | 375 | KURODA Mayu | JPN | 6.100 | 8.750 | | 14.850 |
| 29 | 335 | PETIT Marine | FRA | 6.300 | 8.500 | | 14.800 |
| 30 | 421 | MYS Gaelle | BEL | 6.400 | 8.400 | | 14.800 |
| 31 | 362 | FERRARI Vanessa | ITA | 6.600 | 8.175 | | 14.775 |
| 32 | 315 | BARBOSA Jade | BRA | 6.600 | 8.100 | | 14.700 |
| 33 | 458 | KASLIN Ariella | SUI | 6.700 | 7.950 | | 14.650 |
| 34 | 402 | PROSKURINA Maryna | UKR | 5.800 | 8.825 | | 14.625 |
| 35 | 331 | DEBAUVE Marine | FRA | 6.200 | 8.425 | | 14.625 |
| 36 | 393 | KRAMARENKO Ekaterina | RUS | 6.500 | 8.125 | | 14.625 |
| 37 | 395 | GREBENKOVA Lyudmila | RUS | 6.700 | 7.900 | | 14.600 |
| 38 | 374 | UEMURA Miki | JPN | 6.000 | 8.575 | | 14.575 |
| 39 | 345 | WING Rebecca | GBR | 6.100 | 8.475 | | 14.575 |
| 40 | 333 | LINDOR Kathelleen | FRA | 6.100 | 8.475 | | 14.575 |
| 41 | 442 | BISMPIKOU Stefani | GRE | 6.400 | 8.075 | | 14.475 |
| 42 | 314 | FRANCO Ethiene | BRA | 5.600 | 8.800 | | 14.400 |
| 43 | 351 | CHUSOVITINA O. | GER | 6.200 | 8.200 | | 14.400 |



RESULTS
比赛成绩 / RÉSULTATS

CORRECTED



| Rank | Bib | Name | NOC Code | A Score | B Score | Pen | Total |
|------|-----|----------------------|----------|---------|---------|-----|--------|
| 44 | 361 | BERGAMELLI Monica | ITA | 5.600 | 8.750 | | 14.350 |
| 45 | 344 | WHELAN Hannah | GBR | 6.100 | 8.225 | | 14.325 |
| 46 | 342 | KING Marissa | GBR | 6.100 | 8.225 | | 14.325 |
| 47 | 372 | OSHIMA Kyoko | JPN | 5.900 | 8.400 | | 14.300 |
| 48 | 403 | HOLENKOVA Valentyna | UKR | 6.400 | 7.875 | | 14.275 |
| 49 | 424 | DAMIANOVA Nansy | CAN | 6.100 | 8.150 | | 14.250 |
| 50 | 341 | DOWNIE Becky | GBR | 6.200 | 8.025 | | 14.225 |
| 51 | 346 | CAIRNS Imogen | GBR | 5.800 | 8.375 | | 14.175 |
| 52 | 383 | ACATRINEI Andreea | ROU | 6.100 | 8.075 | | 14.175 |
| 53 | 465 | GALIULINA Luiza | UZB | 6.300 | 7.875 | | 14.175 |
| 54 | 302 | BRENNAN Ashleigh | AUS | 6.300 | 7.850 | | 14.150 |
| 55 | 464 | SAJN Adela | SLO | 6.000 | 8.100 | | 14.100 |
| 56 | 438 | DE SIMONE Lenika | ESP | 6.200 | 7.900 | | 14.100 |
| 57 | 303 | MITCHELL Lauren | AUS | 6.700 | 7.400 | | 14.100 |
| 58 | 354 | ABEL Katja | GER | 5.700 | 8.375 | | 14.075 |
| 59 | 430 | ERCEG Tina | CRO | 5.900 | 8.175 | | 14.075 |
| 60 | 466 | LOPEZ AROCHA J. | VEN | 5.800 | 8.250 | | 14.050 |
| 61 | 313 | HYPOLITO Daniele | BRA | 6.300 | 7.700 | | 14.000 |
| 62 | 437 | CAMPOS Laura | ESP | 6.300 | 7.675 | | 13.975 |
| 63 | 443 | BOCZOGO Dorina | HUN | 5.400 | 8.550 | | 13.950 |
| 64 | 355 | MOEBIUS Joeline | GER | 6.000 | 7.925 | | 13.925 |
| 65 | 363 | GIOVANNINI Carlotta | ITA | 5.400 | 8.500 | | 13.900 |
| 66 | 364 | BENOLLI Francesca | ITA | 5.300 | 8.550 | | 13.850 |
| 67 | 447 | HARMES Suzanne | NED | 5.300 | 8.525 | | 13.825 |
| 68 | 429 | SANCHEZ Nathalia | COL | 6.100 | 7.725 | | 13.825 |
| 69 | 334 | MOREL Pauline | FRA | 6.700 | 7.050 | | 13.750 |
| 70 | 422 | MARACHKOUSKAYA A. | BLR | 5.800 | 7.800 | | 13.600 |
| 71 | 316 | SOUZA Lais | BRA | 5.700 | 7.875 | | 13.575 |
| 72 | 452 | PIHAN Marta | POL | 6.300 | 7.225 | | 13.525 |
| 73 | 311 | SILVA Ana | BRA | 5.500 | 7.975 | | 13.475 |
| 74 | 353 | HINDERMANN M. | GER | 6.200 | 7.225 | | 13.425 |
| 75 | 444 | JO Hyunjoo | KOR | 6.300 | 7.100 | | 13.400 |
| 76 | 445 | ZANEVSKAJA Jelena | LTU | 5.600 | 7.775 | | 13.375 |
| 77 | 436 | EL ZEINY Sherine | EGY | 5.500 | 7.500 | | 13.000 |
| 78 | 454 | HONG Un Jong | PRK | 6.200 | 6.625 | | 12.825 |
| 79 | 446 | CANTU MATA Maricela | MEX | 5.900 | 6.800 | | 12.700 |
| 80 | 305 | JOURA Daria | AUS | 5.000 | 7.475 | | 12.475 |
| 81 | 463 | KOVACOVA Ivana | SVK | 5.700 | 6.650 | | 12.350 |
| 82 | 423 | TANKOUCHEVA Nikolina | BUL | 4.900 | 7.175 | | 12.075 |
| 83 | 356 | BIJAK Daria | GER | 4.700 | 6.450 | | 11.150 |




NATIONAL INDOOR STADIUM
 国家体育馆
 PALAIS NATIONAL OMNISPORTS

SUN 星期日 DIM
 10 AUG 2008
 10:00

GYMNASTICS ARTISTIC
 竞技体操 / GYMNASTIQUE ARTISTIQUE

WOMEN'S QUALIFICATION
 女子资格赛 / QUALIFICATION DAMES

BEAM
 平衡木 / POUTRE



CORRECTED

RESULTS
 比赛成绩 / RÉSULTATS



| Rank | Bib | Name | NOC Code | A Score | B Score | Pen | Total |
|------|-----|------|----------|---------|---------|-----|-------|
|------|-----|------|----------|---------|---------|-----|-------|

Legend:

Q Qualified for Beam final R Reserve for Beam final

 Beam



RESULTS

比赛成绩 / RÉSULTATS

CORRECTED



| Rank | Bib | Name | NOC Code | A Score | B Score | Pen | Total |
|------|-----|----------------------|----------|---------|---------|-----|----------|
| 1 | 321 | CHENG Fei | CHN | 6.600 | 9.150 | | 15.750 Q |
| 2 | 382 | IZBASA Sandra | ROU | 6.500 | 8.975 | | 15.475 Q |
| 3 | 411 | JOHNSON Shawn | USA | 6.300 | 9.125 | | 15.425 Q |
| 4 | 412 | LIUKIN Nastia | USA | 6.200 | 9.150 | | 15.350 Q |
| 5 | 312 | SANTOS Daiane | BRA | 6.400 | 8.975 | 0.1 | 15.275 Q |
| 6 | 393 | KRAMARENKO Ekaterina | RUS | 6.100 | 9.050 | | 15.150 Q |
| 7 | 394 | PAVLOVA Anna | RUS | 5.900 | 9.225 | | 15.125 Q |
| 8 | 323 | JIANG Yuyuan | CHN | 6.200 | 8.850 | | 15.050 Q |
| 9 | 391 | AFANASYEVA Ksenia | RUS | 6.100 | 8.925 | | 15.025 |
| 10 | 325 | YANG Yilin | CHN | 6.200 | 8.800 | | 15.000 |
| 11 | 343 | TWEDDLE Beth | GBR | 6.400 | 8.850 | 0.3 | 14.950 R |
| 12 | 326 | DENG Linlin | CHN | 6.200 | 8.750 | | 14.950 |
| 13 | 315 | BARBOSA Jade | BRA | 6.000 | 9.000 | 0.1 | 14.900 R |
| 14 | 416 | SLOAN Bridget | USA | 6.200 | 8.950 | 0.3 | 14.850 |
| 15 | 311 | SILVA Ana | BRA | 5.900 | 8.900 | | 14.800 |
| 16 | 383 | ACATRINEI Andreea | ROU | 6.200 | 8.575 | | 14.775 R |
| 17 | 303 | MITCHELL Lauren | AUS | 6.100 | 8.850 | 0.3 | 14.650 |
| 18 | 362 | FERRARI Vanessa | ITA | 6.000 | 8.650 | | 14.650 |
| 19 | 302 | BRENNAN Ashleigh | AUS | 6.000 | 8.725 | 0.1 | 14.625 |
| 20 | 334 | MOREL Pauline | FRA | 5.900 | 8.725 | | 14.625 |
| 21 | 447 | HARMES Suzanne | NED | 6.000 | 8.600 | | 14.600 |
| 22 | 366 | PAROLARI Lia | ITA | 5.700 | 8.875 | | 14.575 |
| 23 | 346 | CAIRNS Imogen | GBR | 5.800 | 8.750 | | 14.550 |
| 24 | 381 | NISTOR Steliana | ROU | 6.000 | 8.550 | | 14.550 |
| 25 | 306 | MORGAN Shona | AUS | 5.800 | 8.725 | | 14.525 |
| 26 | 301 | BONORA Georgia | AUS | 5.900 | 8.625 | | 14.525 |
| 27 | 386 | TAMIRJAN Anamaria | ROU | 5.800 | 8.700 | | 14.500 |
| 28 | 356 | BIJAK Daria | GER | 5.800 | 8.675 | | 14.475 |
| 29 | 396 | SEMENOVA Ksenia | RUS | 5.800 | 8.675 | | 14.475 |
| 30 | 351 | CHUSOVITINA O. | GER | 5.800 | 8.750 | 0.1 | 14.450 |
| 31 | 415 | SACRAMONE Alicia | USA | 6.100 | 8.825 | 0.5 | 14.425 |
| 32 | 335 | PETIT Marine | FRA | 5.600 | 8.775 | | 14.375 |
| 33 | 332 | DUGAIN Laetitia | FRA | 5.600 | 8.725 | | 14.325 |
| 34 | 371 | TSURUMI Koko | JPN | 5.700 | 8.625 | | 14.325 |
| 35 | 314 | FRANCO Ethiene | BRA | 5.700 | 8.575 | | 14.275 |
| 36 | 355 | MOEBIUS Joeline | GER | 5.900 | 8.375 | | 14.275 |
| 37 | 313 | HYPOLITO Daniele | BRA | 5.500 | 8.750 | | 14.250 |
| 38 | 385 | DRAGOI Gabriela | ROU | 5.900 | 8.350 | | 14.250 |
| 39 | 337 | BELLEMARE R. | FRA | 5.600 | 8.625 | | 14.225 |
| 40 | 324 | LI Shanshan | CHN | 5.700 | 8.500 | | 14.200 |
| 41 | 376 | SHINTAKE Yuko | JPN | 5.500 | 8.675 | | 14.175 |
| 42 | 372 | OSHIMA Kyoko | JPN | 5.800 | 8.375 | | 14.175 |
| 43 | 341 | DOWNIE Becky | GBR | 5.700 | 8.450 | | 14.150 |



RESULTS

比赛成绩 / RÉSULTATS

CORRECTED



| Rank | Bib | Name | NOC Code | A Score | B Score | Pen | Total |
|------|-----|----------------------|----------|---------|---------|-----|--------|
| 44 | 403 | HOLENKOVA Valentyna | UKR | 5.400 | 8.725 | | 14.125 |
| 45 | 452 | PIHAN Marta | POL | 5.600 | 8.525 | | 14.125 |
| 46 | 344 | WHELAN Hannah | GBR | 5.700 | 8.525 | 0.1 | 14.125 |
| 47 | 421 | MYS Gaelle | BEL | 5.600 | 8.525 | | 14.125 |
| 48 | 424 | DAMIANOVA Nansy | CAN | 5.500 | 8.600 | | 14.100 |
| 49 | 331 | DEBAUVE Marine | FRA | 5.500 | 8.600 | | 14.100 |
| 50 | 446 | CANTU MATA Maricela | MEX | 5.400 | 8.625 | | 14.025 |
| 51 | 422 | MARACHKOUSKAYA A. | BLR | 5.800 | 8.325 | 0.1 | 14.025 |
| 52 | 466 | LOPEZ AROCHA J. | VEN | 5.600 | 8.450 | 0.1 | 13.950 |
| 53 | 392 | KLYUKINA Svetlana | RUS | 5.600 | 8.450 | 0.1 | 13.950 |
| 54 | 443 | BOCZOGO Dorina | HUN | 5.500 | 8.525 | 0.1 | 13.925 |
| 55 | 458 | KASLIN Ariella | SUI | 5.600 | 8.375 | 0.1 | 13.875 |
| 56 | 425 | HOPFNER-HIBBS Elyse | CAN | 5.900 | 8.275 | 0.3 | 13.875 |
| 57 | 438 | DE SIMONE Lenika | ESP | 5.600 | 8.250 | | 13.850 |
| 58 | 454 | HONG Un Jong | PRK | 5.900 | 8.050 | 0.1 | 13.850 |
| 59 | 373 | MINOBE Yu | JPN | 5.400 | 8.425 | | 13.825 |
| 60 | 365 | MACRI' Federica | ITA | 5.100 | 8.700 | | 13.800 |
| 61 | 437 | CAMPOS Laura | ESP | 5.600 | 8.275 | 0.1 | 13.775 |
| 62 | 342 | KING Marissa | GBR | 5.500 | 8.250 | | 13.750 |
| 63 | 464 | SAJN Adela | SLO | 5.300 | 8.400 | | 13.700 |
| 64 | 430 | ERCEG Tina | CRO | 5.500 | 8.200 | | 13.700 |
| 65 | 402 | PROSKURINA Maryna | UKR | 5.300 | 8.375 | | 13.675 |
| 66 | 364 | BENOLLI Francesca | ITA | 4.900 | 8.700 | | 13.600 |
| 67 | 442 | BISMPIKOU Stefani | GRE | 5.600 | 8.275 | 0.3 | 13.575 |
| 68 | 363 | GIOVANNINI Carlotta | ITA | 5.700 | 7.875 | | 13.575 |
| 69 | 354 | ABEL Katja | GER | 5.600 | 8.275 | 0.4 | 13.475 |
| 70 | 305 | JOURA Daria | AUS | 6.200 | 7.250 | | 13.450 |
| 71 | 444 | JO Hyunjoo | KOR | 5.700 | 7.775 | 0.1 | 13.375 |
| 72 | 445 | ZANEVSKAJA Jelena | LTU | 5.100 | 8.250 | | 13.350 |
| 73 | 431 | PALESOVA Kristyna | CZE | 5.600 | 7.700 | | 13.300 |
| 74 | 406 | KOVAL Anastasiia | UKR | 5.000 | 8.000 | | 13.000 |
| 75 | 429 | SANCHEZ Nathalia | COL | 5.300 | 7.700 | | 13.000 |
| 76 | 374 | UEMURA Miki | JPN | 5.300 | 7.575 | | 12.875 |
| 77 | 423 | TANKOUCHEVA Nikolina | BUL | 4.700 | 8.250 | 0.1 | 12.850 |
| 78 | 436 | EL ZEINY Sherine | EGY | 5.400 | 7.350 | 0.1 | 12.650 |
| 79 | 353 | HINDERMANN M. | GER | 4.800 | 7.900 | 0.3 | 12.400 |
| 80 | 465 | GALIULINA Luiza | UZB | 4.700 | 7.975 | 0.3 | 12.375 |
| 81 | 405 | KOZICH Alina | UKR | 4.900 | 7.600 | 0.5 | 12.000 |

Gymnast DO Thi Ngan Thuong VIE Disqualified due to violation of anti-doping rules





































| | |
|--|---------------------------|
| Legend: | |
| Q Qualified for Floor final | R Reserve for Floor final |
|  Floor | |




INDIVIDUAL JUDGES SCORES

裁判员评分 / NOTES DES JUGES

CORRECTED

| Rank | Bib | Name | NOC Code | | A Score | B1 | B2 | B3 | B4 | B5 | B6 | B Score | Pen. | Vault 1 Vault 2 | Total | Rank by App. |
|------|-----|---------------------|----------|---|---------|------|------|------|------|------|------|---------|------|--------------------|--------|--------------|
| 1 | 411 | JOHNSON Shawn | USA |  | 6.50 | 9.60 | 9.50 | 9.50 | 9.50 | 9.50 | 9.50 | 9.500 | | | 16.000 | (2) |
| | | | |  | 6.30 | 9.20 | 9.00 | 9.20 | 9.00 | 8.90 | 8.70 | 9.025 | | 15.325 | (11) | |
| | | | |  | 6.90 | 9.20 | 9.10 | 9.50 | 9.00 | 8.80 | 9.00 | 9.075 | | 15.975 | (3) | |
| | | | |  | 6.30 | 9.10 | 9.10 | 9.20 | 9.20 | 8.80 | 9.10 | 9.125 | | 15.425 | (3) | |
| | | Total 62.725 | | | | | | | | | | | | | | |
| 2 | 412 | LIUKIN Nastia | USA |  | 5.50 | 9.60 | 9.70 | 9.80 | 9.50 | 9.50 | 9.60 | 9.600 | | | 15.100 | (16) |
| | | | |  | 7.70 | 8.50 | 8.20 | 8.00 | 8.50 | 8.20 | 8.10 | 8.250 | | 15.950 | (5) | |
| | | | |  | 6.60 | 9.40 | 9.40 | 9.30 | 9.50 | 9.40 | 9.30 | 9.375 | | 15.975 | (2) | |
| | | | |  | 6.20 | 9.00 | 9.30 | 9.20 | 9.00 | 9.20 | 9.20 | 9.150 | | 15.350 | (4) | |
| | | Total 62.375 | | | | | | | | | | | | | | |
| 3 | 325 | YANG Yilin | CHN |  | 5.80 | 9.40 | 9.40 | 9.30 | 9.50 | 9.40 | 9.40 | 9.400 | | | 15.200 | (12) |
| | | | |  | 7.70 | 9.00 | 9.10 | 9.10 | 8.70 | 8.70 | 9.00 | 8.950 | | 16.650 | (1) | |
| | | | |  | 6.50 | 9.00 | 8.90 | 9.10 | 9.10 | 9.00 | 8.90 | 9.000 | | 15.500 | (11) | |
| | | | |  | 6.20 | 8.70 | 9.30 | 8.90 | 8.70 | 8.90 | 8.50 | 8.800 | | 15.000 | (10) | |
| | | Total 62.350 | | | | | | | | | | | | | | |
| 4 | 396 | SEMENOVA Ksenia | RUS |  | 5.50 | 9.20 | 9.30 | 9.10 | 9.30 | 9.20 | 9.30 | 9.250 | | | 14.750 | (40) |
| | | | |  | 7.40 | 9.20 | 9.10 | 9.20 | 9.00 | 9.00 | 9.00 | 9.075 | | 16.475 | (2) | |
| | | | |  | 6.60 | 9.10 | 9.20 | 9.00 | 9.20 | 9.20 | 9.20 | 9.175 | | 15.775 | (8) | |
| | | | |  | 5.80 | 8.70 | 8.70 | 8.70 | 8.80 | 8.60 | 8.60 | 8.675 | | 14.475 | (29) | |
| | | Total 61.475 | | | | | | | | | | | | | | |
| 5 | 394 | PAVLOVA Anna | RUS |  | 5.80 | 9.60 | 9.60 | 9.50 | 9.50 | 9.50 | 9.60 | 9.550 | | 15.350 | 15.350 | (6) |
| | | | |  | 5.60 | 9.60 | 9.60 | 9.50 | 9.60 | 9.60 | 9.60 | 9.600 | | 15.200 | | |
| | | | |  | 5.70 | 8.80 | 9.00 | 8.90 | 8.90 | 9.00 | 8.60 | 8.900 | | 14.600 | (35) | |
| | | | |  | 6.70 | 9.00 | 9.10 | 9.30 | 9.00 | 9.30 | 9.10 | 9.125 | | 15.825 | (6) | |
| | | Total 60.900 | | | | | | | | | | | | | | |
| 6 | 391 | AFANASYEVA Ksenia | RUS |  | 5.80 | 9.40 | 9.40 | 9.50 | 9.30 | 9.30 | 9.40 | 9.375 | | | 15.175 | (13) |
| | | | |  | 6.10 | 8.80 | 8.70 | 8.80 | 8.70 | 8.30 | 8.70 | 8.725 | | 14.825 | (21) | |
| | | | |  | 6.60 | 9.10 | 9.20 | 9.30 | 9.10 | 9.00 | 9.30 | 9.175 | | 15.775 | (7) | |
| | | | |  | 6.10 | 9.10 | 8.90 | 8.90 | 8.90 | 9.00 | 8.80 | 8.925 | | 15.025 | (9) | |
| | | Total 60.800 | | | | | | | | | | | | | | |
| 7 | 323 | JIANG Yuyuan | CHN |  | 6.50 | 8.40 | 8.30 | 8.30 | 8.00 | 8.50 | 8.50 | 8.375 | 0.1 | | 14.775 | (38) |
| | | | |  | 7.00 | 8.90 | 8.40 | 8.50 | 8.80 | 8.40 | 8.50 | 8.550 | | 15.550 | (9) | |
| | | | |  | 6.40 | 9.00 | 8.80 | 9.30 | 8.70 | 8.60 | 8.90 | 8.850 | | 15.250 | (15) | |
| | | | |  | 6.20 | 8.60 | 9.50 | 9.10 | 8.70 | 9.00 | 8.60 | 8.850 | | 15.050 | (8) | |
| | | Total 60.625 | | | | | | | | | | | | | | |
| 8 | 381 | NISTOR Steliana | ROU |  | 5.80 | 8.70 | 9.20 | 9.20 | 9.20 | 9.20 | 8.80 | 9.100 | | | 14.900 | (27) |
| | | | |  | 7.30 | 8.60 | 8.80 | 8.80 | 8.90 | 8.40 | 8.50 | 8.675 | | 15.975 | (4) | |
| | | | |  | 6.70 | 8.60 | 8.60 | 8.30 | 8.20 | 8.10 | 8.40 | 8.375 | | 15.075 | (22) | |
| | | | |  | 6.00 | 8.30 | 8.40 | 8.70 | 8.80 | 8.60 | 8.50 | 8.550 | | 14.550 | (24) | |
| | | Total 60.500 | | | | | | | | | | | | | | |
| 9 | 326 | DENG Linlin | CHN |  | 5.80 | 9.50 | 9.30 | 9.40 | 9.50 | 9.50 | 9.00 | 9.425 | | | 15.225 | (10) |
| | | | |  | 6.60 | 7.90 | 8.00 | 8.20 | 8.80 | 8.30 | 8.00 | 8.125 | | 14.725 | (29) | |
| | | | |  | 6.90 | 8.60 | 8.60 | 8.90 | 8.10 | 8.60 | 8.80 | 8.650 | | 15.550 | (9) | |
| | | | |  | 6.20 | 8.70 | 9.30 | 9.00 | 8.80 | 8.50 | 8.50 | 8.750 | | 14.950 | (12) | |
| | | Total 60.450 | | | | | | | | | | | | | | |



INDIVIDUAL JUDGES SCORES
裁判员评分 / NOTES DES JUGES





































CORRECTED

| Rank | Bib | Name | NOC Code | | A Score | B1 | B2 | B3 | B4 | B5 | B6 | B Score | Pen. | Vault 1 Vault 2 | Total | Rank by App. |
|---------------------|-----|----------------------|----------|--|---------|------|------|------|------|------|------|---------|------|--------------------|--------|--------------|
| 10 | 393 | KRAMARENKO Ekaterina | RUS | | 5.80 | 9.30 | 9.50 | 9.40 | 9.20 | 9.20 | 9.50 | 9.350 | | | 15.150 | (15) |
| | | | | | 6.60 | 9.00 | 8.80 | 9.20 | 8.80 | 8.90 | 8.90 | 8.900 | | | 15.500 | (10) |
| | | | | | 6.50 | 8.20 | 8.00 | 8.20 | 8.10 | 8.40 | 8.00 | 8.125 | | | 14.625 | (36) |
| | | | | | 6.10 | 8.80 | 9.20 | 9.10 | 9.00 | 9.00 | 9.10 | 9.050 | | | 15.150 | (6) |
| Total 60.425 | | | | | | | | | | | | | | | | |
| 11 | 416 | SLOAN Bridget | USA | | 5.80 | 9.50 | 9.50 | 9.30 | 9.40 | 9.60 | 9.50 | 9.475 | | | 15.275 | (7) |
| | | | | | 6.70 | 8.10 | 8.10 | 8.10 | 8.00 | 8.10 | 8.10 | 8.100 | | | 14.800 | (25) |
| | | | | | 6.50 | 9.00 | 8.80 | 9.10 | 9.20 | 9.10 | 8.80 | 9.000 | | | 15.500 | (10) |
| | | | | | 6.20 | 8.90 | 9.10 | 9.00 | 9.00 | 8.90 | 8.90 | 8.950 | 0.3 | | 14.850 | (14) |
| Total 60.425 | | | | | | | | | | | | | | | | |
| 12 | 315 | BARBOSA Jade | BRA | | 5.80 | 9.40 | 9.50 | 9.30 | 9.40 | 9.30 | 9.50 | 9.400 | 0.1 | 15.100 | 15.100 | (17) |
| | | | | | 5.60 | 9.50 | 9.40 | 9.40 | 9.30 | 9.40 | 9.40 | 9.400 | | 15.000 | | |
| | | | | | 6.00 | 9.10 | 8.80 | 9.00 | 8.50 | 8.70 | 8.70 | 8.800 | | | 14.800 | (22) |
| | | | | | 6.60 | 8.10 | 8.10 | 8.00 | 8.30 | 8.20 | 8.00 | 8.100 | | | 14.700 | (32) |
| Total 59.500 | | | | | | | | | | | | 0.1 | | 14.900 | (13) | |
| 13 | 382 | IZBASA Sandra | ROU | | 5.80 | 9.40 | 9.10 | 9.10 | 9.30 | 9.40 | 9.40 | 9.300 | | | 15.100 | (20) |
| | | | | | 5.40 | 8.20 | 8.50 | 8.60 | 7.90 | 8.00 | 8.00 | 8.175 | | | 13.575 | (65) |
| | | | | | 6.50 | 8.70 | 8.70 | 8.90 | 8.70 | 8.70 | 8.80 | 8.725 | | | 15.225 | (16) |
| | | | | | 6.50 | 8.80 | 9.10 | 9.10 | 8.90 | 9.10 | 8.80 | 8.975 | | | 15.475 | (2) |
| Total 59.375 | | | | | | | | | | | | | | | | |
| 14 | 351 | CHUSOVITINA O. | GER | | 6.30 | 9.50 | 9.70 | 9.40 | 9.50 | 9.60 | 9.40 | 9.500 | | 15.800 | 15.800 | (4) |
| | | | | | 5.70 | 9.70 | 9.60 | 9.50 | 9.50 | 9.60 | 9.50 | 9.550 | | 15.250 | | |
| | | | | | 6.20 | 8.70 | 8.40 | 8.10 | 8.60 | 8.60 | 8.50 | 8.525 | | | 14.725 | (27) |
| | | | | | 6.20 | 8.30 | 8.40 | 8.30 | 7.70 | 8.20 | 8.00 | 8.200 | | | 14.400 | (43) |
| Total 59.375 | | | | | | | | | | | | 0.1 | | 14.450 | (30) | |
| 15 | 306 | MORGAN Shona | AUS | | 5.50 | 9.20 | 9.20 | 9.10 | 9.30 | 9.00 | 9.30 | 9.200 | | | 14.700 | (45) |
| | | | | | 6.00 | 8.40 | 8.60 | 8.70 | 8.40 | 8.50 | 8.50 | 8.500 | | | 14.500 | (39) |
| | | | | | 6.50 | 8.90 | 8.90 | 8.70 | 9.10 | 8.90 | 8.70 | 8.850 | | | 15.350 | (14) |
| | | | | | 5.80 | 8.70 | 8.80 | 8.70 | 8.70 | 8.60 | 8.80 | 8.725 | | | 14.525 | (25) |
| Total 59.075 | | | | | | | | | | | | | | | | |
| 16 | 386 | TAMIRJAN Anamaria | ROU | | 5.80 | 9.10 | 9.30 | 9.40 | 9.20 | 9.30 | 9.00 | 9.225 | | | 15.025 | (23) |
| | | | | | 6.00 | 8.40 | 8.30 | 8.40 | 8.00 | 8.40 | 8.00 | 8.275 | | | 14.275 | (51) |
| | | | | | 6.40 | 8.90 | 9.00 | 8.90 | 8.50 | 8.70 | 8.70 | 8.800 | | | 15.200 | (17) |
| | | | | | 5.80 | 8.50 | 8.70 | 8.90 | 8.80 | 8.70 | 8.60 | 8.700 | | | 14.500 | (27) |
| Total 59.000 | | | | | | | | | | | | | | | | |
| 17 | 371 | TSURUMI Koko | JPN | | 5.00 | 9.20 | 8.80 | 9.40 | 9.30 | 9.10 | 9.20 | 9.200 | | | 14.200 | (58) |
| | | | | | 6.60 | 8.70 | 8.60 | 8.40 | 8.50 | 8.20 | 7.90 | 8.425 | | | 15.025 | (17) |
| | | | | | 6.50 | 8.70 | 8.90 | 8.80 | 9.10 | 9.10 | 8.90 | 8.925 | | | 15.425 | (13) |
| | | | | | 5.70 | 8.30 | 8.40 | 8.80 | 8.90 | 8.60 | 8.70 | 8.625 | | | 14.325 | (34) |
| Total 58.975 | | | | | | | | | | | | | | | | |
| 18 | 301 | BONORA Georgia | AUS | | 5.50 | 9.40 | 9.30 | 9.30 | 9.40 | 9.30 | 9.50 | 9.350 | | | 14.850 | (29) |
| | | | | | 5.90 | 8.70 | 8.70 | 8.30 | 8.40 | 8.60 | 8.70 | 8.600 | | | 14.500 | (38) |
| | | | | | 6.20 | 8.80 | 8.90 | 8.70 | 8.60 | 9.10 | 8.90 | 8.825 | | | 15.025 | (24) |
| | | | | | 5.90 | 8.40 | 8.70 | 8.70 | 8.80 | 8.30 | 8.70 | 8.625 | | | 14.525 | (26) |
| Total 58.900 | | | | | | | | | | | | | | | | |



INDIVIDUAL JUDGES SCORES
裁判员评分 / NOTES DES JUGES

CORRECTED

| Rank | Bib | Name | NOC Code | | A Score | B1 | B2 | B3 | B4 | B5 | B6 | B Score | Pen. | Vault 1 Vault 2 | Total | Rank by App. |
|---------------------|-----|---------------------|----------|---|---------|------|------|------|------|------|------|---------|------|--------------------|--------|--------------|
| 19 | 425 | HOPFNER-HIBBS Elyse | CAN |  | 5.50 | 9.30 | 9.20 | 9.20 | 9.10 | 9.00 | 9.20 | 9.175 | | | 14.675 | (47) |
| | | | |  | 6.80 | 8.30 | 8.50 | 7.60 | 8.30 | 8.10 | 8.00 | 8.175 | | | 14.975 | (19) |
| | | | |  | 6.20 | 9.00 | 9.00 | 9.10 | 8.70 | 8.90 | 8.80 | 8.925 | | | 15.125 | (20) |
| | | | |  | 5.90 | 8.40 | 8.10 | 8.60 | 8.30 | 8.20 | 8.20 | 8.275 | 0.3 | | 13.875 | (56) |
| Total 58.650 | | | | | | | | | | | | | | | | |
| 20 | 335 | PETIT Marine | FRA |  | 5.50 | 9.40 | 9.20 | 9.30 | 9.30 | 9.40 | 9.40 | 9.350 | | | 14.850 | (31) |
| | | | |  | 5.80 | 8.80 | 8.30 | 8.50 | 8.40 | 8.60 | 8.60 | 8.525 | | | 14.325 | (48) |
| | | | |  | 6.30 | 8.60 | 8.30 | 8.50 | 8.20 | 8.60 | 8.60 | 8.500 | | | 14.800 | (29) |
| | | | |  | 5.60 | 8.70 | 8.90 | 8.80 | 8.70 | 8.80 | 8.80 | 8.775 | | | 14.375 | (32) |
| Total 58.350 | | | | | | | | | | | | | | | | |
| 21 | 362 | FERRARI Vanessa | ITA |  | 5.80 | 9.00 | 8.70 | 9.20 | 9.10 | 9.30 | 8.80 | 9.025 | | | 14.825 | (34) |
| | | | |  | 6.70 | 7.30 | 7.20 | 8.10 | 7.60 | 7.20 | 7.30 | 7.350 | | | 14.050 | (58) |
| | | | |  | 6.60 | 8.30 | 7.70 | 8.40 | 8.10 | 8.10 | 8.20 | 8.175 | | | 14.775 | (31) |
| | | | |  | 6.00 | 8.60 | 8.70 | 8.90 | 8.70 | 8.60 | 8.50 | 8.650 | | | 14.650 | (18) |
| Total 58.300 | | | | | | | | | | | | | | | | |
| 22 | 332 | DUGAIN Laetitia | FRA |  | 5.00 | 9.40 | 9.30 | 9.20 | 9.30 | 9.40 | 9.50 | 9.350 | | | 14.350 | (52) |
| | | | |  | 6.00 | 8.50 | 8.60 | 8.50 | 8.70 | 8.80 | 8.70 | 8.625 | | | 14.625 | (34) |
| | | | |  | 6.30 | 8.60 | 8.50 | 8.80 | 8.90 | 8.20 | 8.80 | 8.675 | | | 14.975 | (26) |
| | | | |  | 5.60 | 8.70 | 8.80 | 8.80 | 8.70 | 8.60 | 8.70 | 8.725 | | | 14.325 | (33) |
| Total 58.275 | | | | | | | | | | | | | | | | |
| 23 | 366 | PAROLARI Lia | ITA |  | 5.00 | 9.10 | 9.40 | 9.00 | 9.10 | 9.00 | 9.10 | 9.075 | | | 14.075 | (67) |
| | | | |  | 6.50 | 8.00 | 7.70 | 8.10 | 7.60 | 7.80 | 8.00 | 7.875 | | | 14.375 | (45) |
| | | | |  | 6.20 | 9.20 | 9.10 | 8.80 | 8.70 | 9.10 | 8.90 | 8.975 | | | 15.175 | (18) |
| | | | |  | 5.70 | 8.90 | 8.90 | 8.90 | 8.80 | 8.80 | 9.00 | 8.875 | | | 14.575 | (22) |
| Total 58.200 | | | | | | | | | | | | | | | | |
| 24 | 341 | DOWNIE Becky | GBR |  | 5.80 | 9.30 | 9.10 | 9.20 | 9.40 | 9.40 | 9.00 | 9.250 | | | 15.050 | (22) |
| | | | |  | 6.50 | 8.10 | 8.40 | 8.10 | 7.90 | 8.20 | 8.20 | 8.150 | | | 14.650 | (33) |
| | | | |  | 6.20 | 7.70 | 8.20 | 8.00 | 8.00 | 8.30 | 7.90 | 8.025 | | | 14.225 | (50) |
| | | | |  | 5.70 | 8.20 | 8.40 | 8.80 | 8.60 | 8.50 | 8.30 | 8.450 | | | 14.150 | (43) |
| Total 58.075 | | | | | | | | | | | | | | | | |
| 25 | 458 | KASLIN Ariella | SUI |  | 6.30 | 9.20 | 9.00 | 8.70 | 8.70 | 9.00 | 9.00 | 8.925 | | 15.225 | 15.225 | (11) |
| | | | |  | 5.50 | 9.00 | 9.10 | 9.30 | 9.20 | 9.30 | 9.30 | 9.225 | | 14.725 | | |
| | | | |  | 5.80 | 8.80 | 8.40 | 8.70 | 8.50 | 8.40 | 8.30 | 8.500 | | | 14.300 | (49) |
| | | | |  | 6.70 | 8.10 | 7.40 | 8.30 | 8.00 | 7.90 | 7.80 | 7.950 | | | 14.650 | (33) |
| Total 58.050 | | | | | | | | | | | | 0.1 | | 13.875 | (55) | |
| 26 | 431 | PALESOVA Kristyna | CZE |  | 5.00 | 9.30 | 9.40 | 9.30 | 9.30 | 9.30 | 9.40 | 9.325 | | | 14.325 | (54) |
| | | | |  | 6.60 | 8.90 | 8.30 | 8.50 | 8.60 | 8.10 | 8.60 | 8.500 | | | 15.100 | (15) |
| | | | |  | 6.40 | 8.70 | 8.60 | 9.00 | 8.90 | 8.40 | 8.50 | 8.675 | | | 15.075 | (21) |
| | | | |  | 5.60 | 7.30 | 7.70 | 7.90 | 8.00 | 7.70 | 7.50 | 7.700 | | | 13.300 | (73) |
| Total 57.800 | | | | | | | | | | | | | | | | |
| 27 | 372 | OSHIMA Kyoko | JPN |  | 5.50 | 9.30 | 9.10 | 9.20 | 9.20 | 9.30 | 9.10 | 9.200 | | | 14.700 | (43) |
| | | | |  | 6.00 | 8.60 | 8.80 | 8.10 | 8.40 | 8.50 | 8.30 | 8.450 | | | 14.450 | (42) |
| | | | |  | 5.90 | 8.90 | 8.30 | 8.80 | 7.90 | 8.20 | 8.30 | 8.400 | | | 14.300 | (47) |
| | | | |  | 5.80 | 8.70 | 8.40 | 8.30 | 8.30 | 8.10 | 8.50 | 8.375 | | | 14.175 | (42) |
| Total 57.625 | | | | | | | | | | | | | | | | |



INDIVIDUAL JUDGES SCORES

裁判员评分 / NOTES DES JUGES

CORRECTED





































| Rank | Bib | Name | NOC Code | | A Score | B1 | B2 | B3 | B4 | B5 | B6 | B Score | Pen. | Vault 1 Vault 2 | Total | Rank by App. |
|------|-----|---------------------|----------|--|---------|------|------|------|------|------|------|---------|------|--------------------|--------|--------------|
| 28 | 311 | SILVA Ana | BRA | | 5.50 | 9.30 | 9.10 | 9.20 | 9.40 | 9.20 | 9.30 | 9.250 | | | 14.750 | (39) |
| | | | | | 6.70 | 8.30 | 7.40 | 8.10 | 7.70 | 7.80 | 7.80 | 7.850 | | | 14.550 | (36) |
| | | | | | 5.50 | 8.10 | 7.80 | 8.20 | 7.80 | 8.10 | 7.90 | 7.975 | | | 13.475 | (73) |
| | | | | | 5.90 | 8.90 | 9.00 | 9.00 | 8.70 | 8.70 | 9.00 | 8.900 | | | 14.800 | (15) |
| | | Total 57.575 | | | | | | | | | | | | | | |
| 29 | 334 | MOREL Pauline | FRA | | 5.00 | 9.30 | 9.20 | 9.30 | 9.30 | 9.20 | 9.50 | 9.275 | | | 14.275 | (55) |
| | | | | | 6.20 | 8.80 | 8.40 | 8.20 | 8.70 | 8.70 | 8.60 | 8.600 | | | 14.800 | (24) |
| | | | | | 6.70 | 7.30 | 6.90 | 7.20 | 7.20 | 6.90 | 6.80 | 7.050 | | | 13.750 | (69) |
| | | | | | 5.90 | 8.60 | 8.70 | 8.80 | 8.80 | 8.90 | 8.50 | 8.725 | | | 14.625 | (20) |
| | | Total 57.450 | | | | | | | | | | | | | | |
| 30 | 302 | BRENNAN Ashleigh | AUS | | 5.70 | 9.20 | 9.00 | 9.00 | 9.30 | 9.10 | 9.00 | 9.075 | | | 14.775 | (37) |
| | | | | | 6.10 | 8.00 | 8.10 | 8.00 | 7.50 | 8.30 | 7.50 | 7.900 | 0.3 | | 13.700 | (62) |
| | | | | | 6.30 | 7.80 | 8.00 | 8.20 | 7.90 | 7.70 | 7.50 | 7.850 | | | 14.150 | (54) |
| | | | | | 6.00 | 8.40 | 8.90 | 8.90 | 8.80 | 8.60 | 8.60 | 8.725 | 0.1 | | 14.625 | (19) |
| | | Total 57.250 | | | | | | | | | | | | | | |
| 31 | 421 | MYS Gaelle | BEL | | 5.00 | 9.00 | 9.10 | 9.10 | 9.10 | 9.00 | 8.80 | 9.050 | | | 14.050 | (69) |
| | | | | | 5.80 | 8.70 | 8.20 | 8.50 | 8.30 | 8.40 | 8.30 | 8.375 | | | 14.175 | (54) |
| | | | | | 6.40 | 8.40 | 8.70 | 8.40 | 8.00 | 8.50 | 8.30 | 8.400 | | | 14.800 | (30) |
| | | | | | 5.60 | 8.60 | 8.50 | 8.80 | 8.50 | 8.50 | 8.40 | 8.525 | | | 14.125 | (47) |
| | | Total 57.150 | | | | | | | | | | | | | | |
| 32 | 447 | HARMES Suzanne | NED | | 5.50 | 9.40 | 9.00 | 9.30 | 9.30 | 9.40 | 9.30 | 9.325 | | | 14.825 | (33) |
| | | | | | 6.00 | 7.90 | 8.20 | 8.00 | 8.10 | 7.70 | 7.70 | 7.925 | 0.1 | | 13.825 | (60) |
| | | | | | 5.30 | 8.70 | 8.70 | 8.10 | 8.80 | 8.30 | 8.40 | 8.525 | | | 13.825 | (67) |
| | | | | | 6.00 | 8.60 | 8.60 | 8.70 | 8.50 | 8.50 | 8.70 | 8.600 | | | 14.600 | (21) |
| | | Total 57.075 | | | | | | | | | | | | | | |
| 33 | 346 | CAIRNS Imogen | GBR | | 5.50 | 9.40 | 9.20 | 9.30 | 9.30 | 9.40 | 9.50 | 9.350 | | | 14.850 | (30) |
| | | | | | 5.50 | 8.20 | 8.30 | 8.70 | 7.90 | 8.20 | 8.40 | 8.275 | 0.3 | | 13.475 | (68) |
| | | | | | 5.80 | 8.70 | 8.50 | 8.30 | 8.80 | 7.90 | 8.00 | 8.375 | | | 14.175 | (51) |
| | | | | | 5.80 | 8.80 | 9.00 | 8.70 | 8.70 | 8.60 | 8.80 | 8.750 | | | 14.550 | (23) |
| | | Total 57.050 | | | | | | | | | | | | | | |
| 34 | 363 | GIOVANNINI Carlotta | ITA | | 5.80 | 9.30 | 9.50 | 9.30 | 9.30 | 9.30 | 9.30 | 9.300 | | 15.100 | 15.100 | (19) |
| | | | | | 5.90 | 9.10 | 9.40 | 9.30 | 9.20 | 9.30 | 9.30 | 9.275 | | 15.175 | | |
| | | | | | 6.20 | 7.70 | 8.40 | 8.40 | 8.30 | 8.20 | 8.20 | 8.275 | | | 14.475 | (41) |
| | | | | | 5.40 | 8.70 | 8.70 | 8.60 | 8.20 | 8.50 | 8.20 | 8.500 | | | 13.900 | (65) |
| | | Total 57.050 | | | | | | | | | | | | | | |
| 35 | 364 | BENOLLI Francesca | ITA | | 5.80 | 9.50 | 9.30 | 9.40 | 9.00 | 9.40 | 8.90 | 9.275 | | | 15.075 | (21) |
| | | | | | 6.10 | 8.60 | 8.30 | 7.80 | 8.40 | 8.40 | 8.40 | 8.375 | | | 14.475 | (40) |
| | | | | | 5.30 | 8.50 | 8.70 | 8.30 | 8.80 | 8.40 | 8.60 | 8.550 | | | 13.850 | (66) |
| | | | | | 4.90 | 8.80 | 8.80 | 8.70 | 8.60 | 8.70 | 8.50 | 8.700 | | | 13.600 | (66) |
| | | Total 57.000 | | | | | | | | | | | | | | |
| 36 | 314 | FRANCO Ethiene | BRA | | 5.00 | 9.20 | 9.50 | 9.20 | 9.10 | 9.10 | 9.20 | 9.175 | | | 14.175 | (61) |
| | | | | | 5.70 | 8.80 | 8.30 | 8.30 | 8.40 | 8.60 | 8.20 | 8.400 | | | 14.100 | (55) |
| | | | | | 5.60 | 8.80 | 8.50 | 9.00 | 8.70 | 8.90 | 8.80 | 8.800 | | | 14.400 | (42) |
| | | | | | 5.70 | 8.40 | 8.60 | 8.50 | 8.60 | 8.60 | 8.60 | 8.575 | | | 14.275 | (35) |
| | | Total 56.950 | | | | | | | | | | | | | | |



INDIVIDUAL JUDGES SCORES

裁判员评分 / NOTES DES JUGES

CORRECTED





































| Rank | Bib | Name | NOC Code | | A Score | B1 | B2 | B3 | B4 | B5 | B6 | B Score | Pen. | Vault 1 Vault 2 | Total | Rank by App. |
|---------------------|-----|---------------------|----------|---|---------|------|------|------|------|------|------|---------|------|--------------------|--------|--------------|
| 37 | 403 | HOLENKOVA Valentyna | UKR |  | 5.00 | 9.10 | 8.90 | 8.90 | 9.20 | 9.00 | 8.90 | 8.975 | | | 13.975 | (70) |
| | | | |  | 6.60 | 7.80 | 8.30 | 7.60 | 7.50 | 7.70 | 8.00 | 7.775 | | | 14.375 | (46) |
| | | | |  | 6.40 | 8.00 | 7.80 | 7.90 | 7.90 | 7.80 | 7.90 | 7.875 | | | 14.275 | (48) |
| | | | |  | 5.40 | 8.80 | 8.70 | 8.70 | 8.80 | 8.70 | 8.70 | 8.725 | | | 14.125 | (44) |
| Total 56.750 | | | | | | | | | | | | | | | | |
| 38 | 424 | DAMIANOVA Nansy | CAN |  | 5.50 | 9.30 | 9.10 | 9.40 | 9.00 | 9.20 | 9.20 | 9.200 | | 14.700 | 14.700 | (46) |
| | | | |  | 4.40 | 8.90 | 9.20 | 9.10 | 8.90 | 9.00 | 9.10 | 9.025 | | 13.425 | | |
| | | | |  | 6.00 | 7.80 | 7.50 | 8.20 | 7.50 | 7.70 | 7.60 | 7.650 | | | 13.650 | (63) |
| | | | |  | 6.10 | 8.30 | 8.00 | 8.10 | 7.70 | 8.30 | 8.20 | 8.150 | | | 14.250 | (49) |
| Total 56.700 | | | | | | | | | | | | | | | | |
| 39 | 442 | BISMPIKOU Stefani | GRE |  | 5.00 | 9.10 | 9.40 | 9.30 | 9.20 | 9.30 | 8.90 | 9.225 | | | 14.225 | (57) |
| | | | |  | 6.20 | 8.20 | 8.00 | 8.40 | 8.20 | 8.20 | 7.70 | 8.150 | | | 14.350 | (47) |
| | | | |  | 6.40 | 8.40 | 8.00 | 8.30 | 7.90 | 7.90 | 8.10 | 8.075 | | | 14.475 | (41) |
| | | | |  | 5.60 | 8.10 | 8.20 | 8.30 | 8.40 | 8.20 | 8.40 | 8.275 | 0.3 | | 13.575 | (67) |
| Total 56.625 | | | | | | | | | | | | | | | | |
| 40 | 354 | ABEL Katja | GER |  | 5.00 | 9.30 | 9.30 | 9.20 | 9.30 | 9.20 | 9.20 | 9.250 | | | 14.250 | (56) |
| | | | |  | 6.30 | 8.10 | 8.60 | 8.70 | 8.60 | 8.00 | 8.10 | 8.350 | | | 14.650 | (32) |
| | | | |  | 5.70 | 8.40 | 8.50 | 8.20 | 8.30 | 8.40 | 8.40 | 8.375 | | | 14.075 | (58) |
| | | | |  | 5.60 | 8.20 | 8.30 | 8.60 | 8.20 | 8.40 | 8.20 | 8.275 | 0.4 | | 13.475 | (69) |
| Total 56.450 | | | | | | | | | | | | | | | | |
| 41 | 454 | HONG Un Jong | PRK |  | 6.50 | 9.20 | 9.20 | 9.00 | 8.90 | 9.20 | 9.50 | 9.150 | | 15.650 | 15.650 | (5) |
| | | | |  | 6.50 | 9.30 | 9.40 | 9.30 | 9.20 | 9.50 | 9.20 | 9.300 | | 15.800 | | |
| | | | |  | 6.00 | 8.30 | 8.40 | 8.00 | 8.10 | 7.90 | 8.00 | 8.100 | | | 14.100 | (57) |
| | | | |  | 6.20 | 6.80 | 6.50 | 6.80 | 6.10 | 6.60 | 6.60 | 6.625 | | | 12.825 | (78) |
| Total 56.425 | | | | | | | | | | | | | | | | |
| 42 | 342 | KING Marissa | GBR |  | 5.70 | 9.20 | 9.20 | 9.10 | 9.20 | 9.20 | 8.90 | 9.175 | | | 14.875 | (28) |
| | | | |  | 5.30 | 8.10 | 8.20 | 7.90 | 8.40 | 8.40 | 8.00 | 8.175 | | | 13.475 | (69) |
| | | | |  | 6.10 | 8.30 | 8.10 | 8.10 | 8.40 | 8.40 | 7.90 | 8.225 | | | 14.325 | (46) |
| | | | |  | 5.50 | 8.10 | 8.40 | 8.30 | 8.20 | 8.00 | 8.50 | 8.250 | | | 13.750 | (62) |
| Total 56.425 | | | | | | | | | | | | | | | | |
| 43 | 466 | LOPEZ AROCHA J. | VEN |  | 5.50 | 9.00 | 8.90 | 8.90 | 9.10 | 8.40 | 9.10 | 8.975 | 0.1 | | 14.375 | (51) |
| | | | |  | 5.80 | 8.00 | 7.80 | 8.20 | 7.50 | 8.00 | 8.30 | 8.000 | | | 13.800 | (61) |
| | | | |  | 5.80 | 8.10 | 8.30 | 8.40 | 8.20 | 8.10 | 8.40 | 8.250 | | | 14.050 | (60) |
| | | | |  | 5.60 | 8.30 | 8.90 | 8.50 | 8.40 | 8.30 | 8.60 | 8.450 | 0.1 | | 13.950 | (52) |
| Total 56.175 | | | | | | | | | | | | | | | | |
| 44 | 305 | JOURA Daria | AUS |  | 5.80 | 9.30 | 9.40 | 9.20 | 9.30 | 9.30 | 9.30 | 9.300 | | | 15.100 | (18) |
| | | | |  | 6.20 | 9.00 | 8.80 | 9.00 | 8.90 | 8.70 | 9.00 | 8.925 | | | 15.125 | (13) |
| | | | |  | 5.00 | 7.50 | 7.60 | 7.30 | 7.20 | 7.60 | 7.50 | 7.475 | | | 12.475 | (80) |
| | | | |  | 6.20 | 7.00 | 7.20 | 7.30 | 7.40 | 7.30 | 7.20 | 7.250 | | | 13.450 | (70) |
| Total 56.150 | | | | | | | | | | | | | | | | |
| 45 | 405 | KOZICH Alina | UKR |  | 5.50 | 9.50 | 9.30 | 9.50 | 9.50 | 9.40 | 9.60 | 9.475 | | | 14.975 | (24) |
| | | | |  | 5.90 | 8.00 | 7.60 | 8.40 | 7.90 | 7.80 | 7.60 | 7.825 | 0.1 | | 13.625 | (64) |
| | | | |  | 6.60 | 8.40 | 8.70 | 8.50 | 9.00 | 8.60 | 8.50 | 8.575 | | | 15.175 | (19) |
| | | | |  | 4.90 | 7.50 | 7.80 | 7.80 | 7.70 | 7.40 | 7.20 | 7.600 | 0.5 | | 12.000 | (81) |
| Total 55.775 | | | | | | | | | | | | | | | | |



INDIVIDUAL JUDGES SCORES

裁判员评分 / NOTES DES JUGES

CORRECTED

| Rank | Bib | Name | NOC Code | | A Score | B1 | B2 | B3 | B4 | B5 | B6 | B Score | Pen. | Vault 1 Vault 2 | Total | Rank by App. |
|---------------------|-----|-------------------|----------|---|---------|------|------|------|------|------|------|---------|------|--------------------|--------|--------------|
| 46 | 452 | PIHAN Marta | POL |  | 4.80 | 8.90 | 8.80 | 8.70 | 8.80 | 8.90 | 8.80 | 8.825 | | | 13.625 | (78) |
| | | | |  | 6.10 | 8.40 | 8.50 | 8.10 | 8.00 | 8.50 | 8.10 | 8.275 | | | 14.375 | (44) |
| | | | |  | 6.30 | 7.10 | 7.40 | 7.60 | 7.20 | 7.20 | 7.00 | 7.225 | | | 13.525 | (72) |
| | | | |  | 5.60 | 8.70 | 8.60 | 8.30 | 8.60 | 8.60 | 8.30 | 8.525 | | | 14.125 | (45) |
| Total 55.650 | | | | | | | | | | | | | | | | |
| 47 | 438 | DE SIMONE Lenika | ESP |  | 5.00 | 9.10 | 9.00 | 9.10 | 9.10 | 9.10 | 9.10 | 9.100 | | | 14.100 | (66) |
| | | | |  | 6.10 | 7.20 | 8.20 | 7.40 | 7.80 | 7.20 | 7.40 | 7.450 | | | 13.550 | (67) |
| | | | |  | 6.20 | 8.00 | 7.70 | 7.20 | 7.90 | 8.10 | 8.00 | 7.900 | | | 14.100 | (56) |
| | | | |  | 5.60 | 8.10 | 8.10 | 8.60 | 8.60 | 8.10 | 8.20 | 8.250 | | | 13.850 | (57) |
| Total 55.600 | | | | | | | | | | | | | | | | |
| 48 | 422 | MARACHKOUSKAYA A. | BLR |  | 5.80 | 9.50 | 9.50 | 9.40 | 9.50 | 9.60 | 9.40 | 9.475 | | 15.275 | 15.275 | (8) |
| | | | |  | 5.00 | 9.30 | 9.40 | 9.00 | 9.30 | 9.30 | 9.30 | 9.300 | | 14.300 | | |
| | | | |  | 4.40 | 8.20 | 7.20 | 8.10 | 7.70 | 7.90 | 7.50 | 7.800 | | | 12.200 | (80) |
| | | | |  | 5.80 | 7.20 | 7.60 | 8.10 | 8.10 | 7.70 | 7.80 | 7.800 | | | 13.600 | (70) |
| Total 55.100 | | | | | | | | | | | | 0.1 | | 14.025 | (51) | |
| 49 | 437 | CAMPOS Laura | ESP |  | 5.00 | 9.20 | 9.20 | 9.20 | 9.20 | 9.10 | 9.30 | 9.200 | | | 14.200 | (60) |
| | | | |  | 5.60 | 7.50 | 7.90 | 7.50 | 7.30 | 7.50 | 7.40 | 7.475 | | | 13.075 | (75) |
| | | | |  | 6.30 | 8.40 | 7.60 | 7.80 | 7.30 | 7.40 | 7.90 | 7.675 | | | 13.975 | (62) |
| | | | |  | 5.60 | 8.40 | 7.40 | 8.30 | 8.70 | 8.10 | 8.30 | 8.275 | 0.1 | | 13.775 | (61) |
| Total 55.025 | | | | | | | | | | | | | | | | |
| 50 | 374 | UEMURA Miki | JPN |  | 5.50 | 9.00 | 9.00 | 8.90 | 9.30 | 9.20 | 9.10 | 9.075 | 0.1 | | 14.475 | (50) |
| | | | |  | 5.90 | 7.00 | 6.20 | 7.10 | 7.80 | 6.70 | 6.70 | 6.875 | | | 12.775 | (76) |
| | | | |  | 6.00 | 8.60 | 8.60 | 8.60 | 8.40 | 8.50 | 8.70 | 8.575 | | | 14.575 | (38) |
| | | | |  | 5.30 | 7.60 | 7.50 | 7.30 | 7.70 | 7.50 | 7.90 | 7.575 | | | 12.875 | (76) |
| Total 54.700 | | | | | | | | | | | | | | | | |
| 51 | 356 | BIJAK Daria | GER |  | 5.00 | 9.30 | 9.20 | 9.10 | 9.20 | 9.10 | 9.20 | 9.175 | | | 14.175 | (62) |
| | | | |  | 6.20 | 8.70 | 8.50 | 8.50 | 8.40 | 8.40 | 8.30 | 8.450 | | | 14.650 | (31) |
| | | | |  | 4.70 | 6.50 | 6.20 | 6.70 | 6.60 | 6.30 | 6.40 | 6.450 | | | 11.150 | (83) |
| | | | |  | 5.80 | 8.70 | 8.90 | 8.70 | 8.70 | 8.60 | 8.50 | 8.675 | | | 14.475 | (28) |
| Total 54.450 | | | | | | | | | | | | | | | | |
| 52 | 443 | BOCZOGO Dorina | HUN |  | 5.00 | 8.60 | 8.30 | 8.30 | 8.30 | 8.50 | 8.40 | 8.375 | | 13.375 | 13.375 | (80) |
| | | | |  | 5.50 | 9.10 | 9.10 | 8.80 | 8.90 | 9.00 | 8.80 | 8.950 | | 14.450 | | |
| | | | |  | 5.80 | 7.30 | 7.90 | 6.50 | 7.60 | 7.30 | 7.40 | 7.400 | | | 13.200 | (72) |
| | | | |  | 5.40 | 8.70 | 8.70 | 8.40 | 8.40 | 8.70 | 8.30 | 8.550 | | | 13.950 | (63) |
| Total 54.450 | | | | | | | | | | | | 0.1 | | 13.925 | (54) | |
| 53 | 429 | SANCHEZ Nathalia | COL |  | 5.00 | 9.10 | 9.10 | 9.20 | 9.20 | 9.30 | 8.90 | 9.150 | | | 14.150 | (64) |
| | | | |  | 5.50 | 7.90 | 7.60 | 8.00 | 7.50 | 7.70 | 7.30 | 7.675 | | | 13.175 | (73) |
| | | | |  | 6.10 | 7.60 | 7.90 | 7.70 | 7.90 | 7.70 | 7.60 | 7.725 | | | 13.825 | (68) |
| | | | |  | 5.30 | 7.40 | 7.70 | 7.80 | 7.60 | 7.80 | 7.70 | 7.700 | | | 13.000 | (75) |
| Total 54.150 | | | | | | | | | | | | | | | | |
| 54 | 445 | ZANEVSKAJA Jelena | LTU |  | 4.80 | 8.90 | 9.30 | 9.10 | 9.10 | 9.00 | 9.10 | 9.075 | | 13.875 | 13.875 | (72) |
| | | | |  | 4.60 | 8.80 | 8.80 | 9.00 | 9.00 | 8.80 | 9.10 | 8.900 | | 13.500 | | |
| | | | |  | 5.60 | 8.70 | 7.70 | 8.00 | 7.60 | 7.60 | 7.70 | 7.750 | | | 13.350 | (70) |
| | | | |  | 5.60 | 7.70 | 7.80 | 7.90 | 7.40 | 7.80 | 7.80 | 7.775 | | | 13.375 | (76) |
| Total 53.950 | | | | | | | | | | | | | | 13.350 | (72) | |



INDIVIDUAL JUDGES SCORES

裁判员评分 / NOTES DES JUGES

CORRECTED





































| Rank | Bib | Name | NOC Code | | A Score | B1 | B2 | B3 | B4 | B5 | B6 | B Score | Pen. | Vault 1 Vault 2 | Total | Rank by App. |
|---------------------|-----|----------------------|----------|--|---------|------|------|------|------|------|------|---------|------|--------------------|--------|--------------|
| 55 | 353 | HINDERMANN M. | GER | | 5.50 | 9.50 | 9.40 | 9.40 | 9.40 | 9.40 | 9.50 | 9.425 | | | 14.925 | (25) |
| | | | | | 6.90 | 5.30 | 6.90 | 5.90 | 6.60 | 6.40 | 6.00 | 6.225 | | | 13.125 | (74) |
| | | | | | 6.20 | 7.20 | 7.50 | 7.40 | 7.10 | 7.10 | 7.20 | 7.225 | | | 13.425 | (74) |
| | | | | | 4.80 | 7.90 | 7.70 | 7.90 | 8.10 | 8.00 | 7.80 | 7.900 | 0.3 | | 12.400 | (79) |
| Total 53.875 | | | | | | | | | | | | | | | | |
| 56 | 446 | CANTU MATA Maricela | MEX | | 5.00 | 9.20 | 9.20 | 9.10 | 9.20 | 9.10 | 9.20 | 9.175 | | 14.175 | 14.175 | (63) |
| | | | | | 4.60 | 9.10 | 9.30 | 9.00 | 9.10 | 9.00 | 9.10 | 9.075 | | 13.675 | | |
| | | | | | 5.70 | 7.00 | 6.80 | 7.10 | 6.90 | 7.00 | 6.20 | 6.925 | | | 12.625 | (78) |
| | | | | | 5.90 | 7.20 | 6.70 | 6.60 | 7.10 | 6.60 | 6.80 | 6.800 | | | 12.700 | (79) |
| Total 53.525 | | | | | | | | | | | | | | | | |
| 57 | 430 | ERCEG Tina | CRO | | 4.80 | 8.90 | 8.80 | 8.70 | 9.00 | 9.20 | 8.70 | 8.850 | | 13.650 | 13.650 | (77) |
| | | | | | 4.80 | 9.00 | 8.60 | 8.60 | 8.80 | 8.90 | 8.50 | 8.725 | | 13.525 | | |
| | | | | | 6.10 | 5.90 | 5.80 | 6.50 | 5.50 | 5.80 | 5.80 | 5.825 | 0.1 | | 11.825 | (82) |
| | | | | | 5.90 | 8.40 | 8.10 | 8.10 | 8.60 | 8.10 | 8.10 | 8.175 | | | 14.075 | (59) |
| Total 53.250 | | | | | | | | | | | | | | | | |
| 58 | 444 | JO Hyunjoo | KOR | | 5.00 | 9.20 | 8.80 | 9.20 | 9.20 | 9.20 | 8.90 | 9.125 | | | 14.125 | (65) |
| | | | | | 5.60 | 6.20 | 6.70 | 5.60 | 6.90 | 6.20 | 6.00 | 6.275 | | | 11.875 | (81) |
| | | | | | 6.30 | 7.10 | 7.30 | 8.00 | 6.60 | 7.10 | 6.90 | 7.100 | | | 13.400 | (75) |
| | | | | | 5.70 | 7.90 | 7.80 | 8.00 | 7.60 | 7.80 | 7.60 | 7.775 | 0.1 | | 13.375 | (71) |
| Total 52.775 | | | | | | | | | | | | | | | | |
| 59 | 465 | GALIULINA Luiza | UZB | | 4.40 | 7.80 | 8.00 | 7.70 | 8.10 | 7.80 | 7.70 | 7.825 | | | 12.225 | (81) |
| | | | | | 5.40 | 8.30 | 7.90 | 8.30 | 7.90 | 7.50 | 7.90 | 8.000 | 0.1 | | 13.300 | (71) |
| | | | | | 6.30 | 7.80 | 7.70 | 8.30 | 8.00 | 7.80 | 7.90 | 7.875 | | | 14.175 | (53) |
| | | | | | 4.70 | 8.00 | 8.30 | 7.90 | 8.00 | 7.90 | 8.00 | 7.975 | 0.3 | | 12.375 | (80) |
| Total 52.075 | | | | | | | | | | | | | | | | |
| 60 | 423 | TANKOUCHEVA Nikolina | BUL | | 5.20 | 8.60 | 8.50 | 8.70 | 8.70 | 8.80 | 8.60 | 8.650 | | | 13.850 | (73) |
| | | | | | 4.80 | 8.60 | 8.10 | 8.60 | 7.80 | 8.20 | 7.90 | 8.200 | 0.3 | | 12.700 | (77) |
| | | | | | 4.90 | 7.40 | 7.40 | 7.20 | 7.00 | 7.00 | 7.10 | 7.175 | | | 12.075 | (82) |
| | | | | | 4.70 | 8.10 | 8.10 | 8.40 | 8.30 | 8.20 | 8.40 | 8.250 | 0.1 | | 12.850 | (77) |
| Total 51.475 | | | | | | | | | | | | | | | | |
| 61 | 436 | EL ZEINY Sherine | EGY | | 5.00 | 8.80 | 8.90 | 8.50 | 8.90 | 8.80 | 8.40 | 8.750 | | | 13.750 | (74) |
| | | | | | 4.30 | 6.30 | 6.50 | 7.20 | 6.90 | 6.70 | 6.00 | 6.600 | 0.3 | | 10.600 | (83) |
| | | | | | 5.50 | 7.50 | 7.60 | 7.30 | 7.30 | 7.70 | 7.60 | 7.500 | | | 13.000 | (77) |
| | | | | | 5.40 | 7.40 | 7.60 | 7.30 | 7.40 | 7.30 | 7.20 | 7.350 | 0.1 | | 12.650 | (78) |
| Total 50.000 | | | | | | | | | | | | | | | | |
| 62 | 321 | CHENG Fei | CHN | | 6.50 | 9.70 | 9.60 | 9.60 | 9.70 | 9.60 | 9.70 | 9.650 | | 16.150 | 16.150 | (1) |
| | | | | | 6.50 | 9.20 | 9.10 | 9.20 | 9.30 | 9.10 | 9.20 | 9.175 | | 15.675 | | |
| | | | | | 6.70 | 9.20 | 9.00 | 9.30 | 9.30 | 9.30 | 9.40 | 9.275 | 0.1 | | 15.875 | (5) |
| | | | | | 6.60 | 9.10 | 9.50 | 9.30 | 9.10 | 9.10 | 8.70 | 9.150 | | | 15.750 | (1) |
| Total 47.775 | | | | | | | | | | | | | | | | |



INDIVIDUAL JUDGES SCORES

裁判员评分 / NOTES DES JUGES





































CORRECTED

| Rank | Bib | Name | NOC Code | | A Score | B1 | B2 | B3 | B4 | B5 | B6 | B Score | Pen. | Vault 1 Vault 2 | Total | Rank by App. | |
|---------------------|-----|-------------------|----------|---|---------|------|------|------|------|------|------|---------|------|--------------------|--------|--------------|--|
| 63 | 415 | SACRAMONE Alicia | USA |  | 6.30 | 9.70 | 9.60 | 9.60 | 9.50 | 9.50 | 9.50 | 9.550 | | 15.850 | 15.850 | (3) | |
| | | | |  | 5.80 | 9.60 | 9.60 | 9.60 | 9.60 | 9.60 | 9.60 | 9.60 | 9.60 | | 15.400 | | |
| | | | |  | 6.80 | 9.20 | 9.00 | 9.20 | 9.30 | 9.10 | 9.10 | 9.150 | | | 15.950 | (4) | |
| | | | |  | 6.10 | 8.70 | 8.80 | 9.00 | 8.80 | 8.90 | 8.80 | 8.825 | 0.5 | | 14.425 | (31) | |
| Total 46.225 | | | | | | | | | | | | | | | | | |
| 64 | 333 | LINDOR Katheleen | FRA |  | 5.50 | 9.40 | 9.30 | 9.20 | 9.40 | 9.50 | 9.50 | 9.400 | | 14.900 | 14.900 | (26) | |
| | | | |  | 6.10 | 8.40 | 8.70 | 8.90 | 8.60 | 8.70 | 8.40 | 8.600 | | 14.700 | (30) | | |
| | | | |  | 6.10 | 8.50 | 8.70 | 8.30 | 7.90 | 8.60 | 8.50 | 8.475 | | 14.575 | (40) | | |
| | | | |  | | | | | | | | | | | | | |
| Total 44.175 | | | | | | | | | | | | | | | | | |
| 65 | 392 | KLYUKINA Svetlana | RUS |  | 5.80 | 9.40 | 9.50 | 9.10 | 9.40 | 9.30 | 9.40 | 9.375 | | 15.175 | 15.175 | (14) | |
| | | | |  | 6.20 | 9.00 | 8.70 | 8.60 | 8.80 | 8.90 | 8.70 | 8.775 | | 14.975 | (18) | | |
| | | | |  | 5.60 | 8.30 | 8.20 | 8.60 | 8.60 | 8.40 | 8.50 | 8.450 | 0.1 | 13.950 | (53) | | |
| | | | |  | | | | | | | | | | | | | |
| Total 44.100 | | | | | | | | | | | | | | | | | |
| 66 | 385 | DRAGOI Gabriela | ROU |  | | | | | | | | | | | | | |
| | | | |  | 6.10 | 7.80 | 8.20 | 8.30 | 7.50 | 8.20 | 8.30 | 8.125 | | 14.225 | (53) | | |
| | | | |  | 6.50 | 9.10 | 8.90 | 9.00 | 8.90 | 9.00 | 8.80 | 8.950 | | 15.450 | (12) | | |
| | | | |  | 5.90 | 8.20 | 8.40 | 8.40 | 8.40 | 8.20 | 8.40 | 8.350 | | 14.250 | (38) | | |
| Total 43.925 | | | | | | | | | | | | | | | | | |
| 67 | 376 | SHINTAKE Yuko | JPN |  | 5.50 | 9.00 | 9.20 | 9.10 | 9.20 | 9.20 | 9.20 | 9.175 | | 14.675 | 14.675 | (48) | |
| | | | |  | | | | | | | | | | | | | |
| | | | |  | 6.00 | 9.30 | 8.90 | 9.10 | 9.00 | 8.90 | 9.20 | 9.050 | | 15.050 | (23) | | |
| | | | |  | 5.50 | 8.60 | 8.40 | 8.70 | 8.70 | 8.80 | 8.70 | 8.675 | | 14.175 | (41) | | |
| Total 43.900 | | | | | | | | | | | | | | | | | |
| 68 | 303 | MITCHELL Lauren | AUS |  | 5.50 | 9.30 | 9.30 | 9.20 | 9.20 | 9.10 | 9.20 | 9.225 | | 14.725 | 14.725 | (42) | |
| | | | |  | | | | | | | | | | | | | |
| | | | |  | 6.70 | 7.40 | 7.30 | 7.70 | 7.40 | 7.40 | 7.40 | 7.400 | | 14.100 | (57) | | |
| | | | |  | 6.10 | 8.70 | 8.90 | 8.90 | 8.90 | 8.50 | 8.90 | 8.850 | 0.3 | 14.650 | (17) | | |
| Total 43.475 | | | | | | | | | | | | | | | | | |
| 69 | 401 | KRASNIANSKA Iryna | UKR |  | 5.00 | 9.20 | 9.30 | 9.20 | 9.20 | 9.20 | 9.20 | 9.200 | | 14.200 | 14.200 | (59) | |
| | | | |  | 6.40 | 8.20 | 7.60 | 8.20 | 7.80 | 7.60 | 7.80 | 7.850 | | 14.250 | (52) | | |
| | | | |  | 6.70 | 8.30 | 8.30 | 8.40 | 8.40 | 8.10 | 8.30 | 8.325 | | 15.025 | (25) | | |
| | | | |  | | | | | | | | | | | | | |
| Total 43.475 | | | | | | | | | | | | | | | | | |
| 70 | 337 | BELLEMARE R. | FRA |  | 5.50 | 9.20 | 9.40 | 9.20 | 9.20 | 9.30 | 9.20 | 9.225 | | 14.725 | 14.725 | (41) | |
| | | | |  | 5.70 | 8.80 | 8.50 | 8.60 | 8.70 | 8.80 | 8.70 | 8.700 | | 14.400 | (43) | | |
| | | | |  | | | | | | | | | | | | | |
| | | | |  | 5.60 | 8.40 | 8.70 | 8.70 | 8.60 | 8.50 | 8.70 | 8.625 | | 14.225 | (39) | | |
| Total 43.350 | | | | | | | | | | | | | | | | | |
| 71 | 383 | ACATRINEI Andreea | ROU |  | 5.50 | 8.90 | 8.90 | 8.70 | 8.80 | 9.00 | 8.80 | 8.850 | | 14.350 | 14.350 | (53) | |
| | | | |  | | | | | | | | | | | | | |
| | | | |  | 6.10 | 8.30 | 7.70 | 8.30 | 8.00 | 8.00 | 8.00 | 8.075 | | 14.175 | (52) | | |
| | | | |  | 6.20 | 8.50 | 8.60 | 8.70 | 8.60 | 8.40 | 8.60 | 8.575 | | 14.775 | (16) | | |
| Total 43.300 | | | | | | | | | | | | | | | | | |



INDIVIDUAL JUDGES SCORES
裁判员评分 / NOTES DES JUGES

CORRECTED






































| Rank | Bib | Name | NOC Code | | A Score | B1 | B2 | B3 | B4 | B5 | B6 | B Score | Pen. | Vault 1 Vault 2 | Total | Rank by App. | | |
|---------------------|-----|-------------------|----------|---|---------|------|------|------|------|------|------|---------|------|--------------------|--------|--------------|--|--|
| 72 | 345 | WING Rebecca | GBR |  | 5.50 | 9.20 | 8.90 | 8.90 | 9.10 | 9.00 | 9.20 | 9.050 | | | 14.550 | (49) | | |
| | | | |  | 6.10 | 8.50 | 8.50 | 8.40 | 8.20 | 8.10 | 8.00 | 8.300 | 0.3 | | 14.100 | (56) | | |
| | | | |  | 6.10 | 8.80 | 8.50 | 8.60 | 8.50 | 8.20 | 8.30 | 8.475 | | | 14.575 | (39) | | |
| Total 43.225 | | | |  | | | | | | | | | | | | | | |
| 73 | 316 | SOUZA Lais | BRA |  | 5.50 | 9.30 | 9.30 | 9.30 | 8.90 | 9.30 | 9.40 | 9.300 | | | 14.800 | (36) | | |
| | | | |  | 6.50 | 8.40 | 8.30 | 7.90 | 8.40 | 8.00 | 8.40 | 8.275 | | | 14.775 | (26) | | |
| | | | |  | 5.70 | 7.80 | 7.90 | 7.90 | 8.00 | 7.70 | 7.90 | 7.875 | | | 13.575 | (71) | | |
| Total 43.150 | | | |  | | | | | | | | | | | | | | |
| 74 | 402 | PROSKURINA Maryna | UKR |  | 5.50 | 9.30 | 9.40 | 9.30 | 9.40 | 9.20 | 9.40 | 9.350 | | | 14.850 | (31) | | |
| | | | |  | 5.80 | 8.80 | 8.80 | 9.00 | 8.90 | 8.80 | 8.60 | 8.825 | | | 14.625 | (34) | | |
| | | | |  | 5.30 | 8.30 | 8.70 | 8.40 | 8.30 | 8.50 | 8.30 | 8.375 | | | 13.675 | (65) | | |
| Total 43.150 | | | |  | | | | | | | | | | | | | | |
| 75 | 313 | HYPOLITO Daniele | BRA |  | 6.40 | 8.10 | 8.20 | 8.00 | 8.10 | 7.80 | 7.70 | 8.000 | 0.1 | | 14.300 | (50) | | |
| | | | |  | 6.30 | 7.90 | 7.70 | 7.40 | 7.20 | 8.10 | 7.80 | 7.700 | | | 14.000 | (61) | | |
| | | | |  | 5.50 | 8.80 | 8.90 | 8.60 | 8.80 | 8.40 | 8.80 | 8.750 | | | 14.250 | (37) | | |
| Total 42.550 | | | |  | | | | | | | | | | | | | | |
| 76 | 373 | MINOBE Yu | JPN |  | 5.00 | 9.10 | 9.10 | 8.90 | 8.80 | 9.20 | 9.10 | 9.050 | | | 14.050 | (68) | | |
| | | | |  | 6.20 | 8.40 | 8.30 | 8.40 | 8.10 | 8.20 | 8.50 | 8.325 | | | 14.525 | (37) | | |
| | | | |  | 5.40 | 8.40 | 8.60 | 8.00 | 8.40 | 8.40 | 8.50 | 8.425 | | | 13.825 | (59) | | |
| Total 42.400 | | | |  | | | | | | | | | | | | | | |
| 77 | 344 | WHELAN Hannah | GBR |  | 5.50 | 8.00 | 8.00 | 8.00 | 7.60 | 8.00 | 8.20 | 8.000 | | | 13.500 | (79) | | |
| | | | |  | 6.10 | 8.10 | 8.20 | 8.80 | 8.50 | 7.60 | 8.10 | 8.225 | | | 14.325 | (45) | | |
| | | | |  | 5.70 | 8.40 | 8.50 | 8.70 | 8.70 | 8.50 | 8.40 | 8.525 | 0.1 | | 14.125 | (46) | | |
| Total 41.950 | | | |  | | | | | | | | | | | | | | |
| 78 | 355 | MOEBIUS Joeline | GER |  | 5.50 | 8.10 | 8.20 | 8.30 | 8.20 | 8.00 | 8.20 | 8.175 | | | 13.675 | (76) | | |
| | | | |  | 6.00 | 8.20 | 8.00 | 7.60 | 8.10 | 7.80 | 7.80 | 7.925 | | | 13.925 | (64) | | |
| | | | |  | 5.90 | 8.40 | 8.40 | 8.30 | 8.30 | 8.40 | 8.40 | 8.375 | | | 14.275 | (36) | | |
| Total 41.875 | | | |  | | | | | | | | | | | | | | |
| 79 | 322 | HE Kexin | CHN |  | 5.80 | 9.50 | 9.40 | 9.50 | 9.40 | 9.50 | 9.30 | 9.450 | | | 15.250 | (9) | | |
| | | | |  | 7.50 | 8.30 | 8.20 | 8.40 | 8.10 | 8.20 | 8.20 | 8.225 | | | 15.725 | (6) | | |
| | | | |  | | | | | | | | | | | | | | |
| Total 30.975 | | | |  | | | | | | | | | | | | | | |
| 80 | 343 | TWEDDLE Beth | GBR |  | 7.60 | 7.90 | 8.00 | 8.20 | 8.40 | 8.10 | 7.80 | 8.050 | | | 15.650 | (8) | | |
| | | | |  | | | | | | | | | | | | | | |
| | | | |  | 6.40 | 8.90 | 8.90 | 9.00 | 8.80 | 8.80 | 8.60 | 8.850 | 0.3 | | 14.950 | (11) | | |
| Total 30.600 | | | |  | | | | | | | | | | | | | | |



INDIVIDUAL JUDGES SCORES

裁判员评分 / NOTES DES JUGES

CORRECTED

































| Rank | Bib | Name | NOC Code | | A Score | B1 | B2 | B3 | B4 | B5 | B6 | B Score | Pen. | Vault 1 Vault 2 | Total | Rank by App. |
|------|-----|---------------------|----------|---|---------|------|------|------|------|------|------|---------|------|--------------------|--------|--------------|
| 81 | 404 | ZGOBA Dariya | UKR |  | | | | | | | | | | | | |
| | | | |  | 6.90 | 9.10 | 8.80 | 8.90 | 8.90 | 8.60 | 8.90 | 8.875 | 0.1 | | 15.675 | (7) |
| | | Total 30.550 | |  | 6.20 | 8.70 | 8.60 | 8.60 | 8.70 | 8.70 | 8.90 | 8.675 | | | 14.875 | (27) |
| | | | |  | | | | | | | | | | | | |
| 82 | 324 | LI Shanshan | CHN |  | | | | | | | | | | | | |
| | | | |  | 7.00 | 9.40 | 9.20 | 9.20 | 8.90 | 8.90 | 9.20 | 9.125 | | | 16.125 | (1) |
| | | Total 30.325 | |  | 5.70 | 8.50 | 9.10 | 8.50 | 8.50 | 8.30 | 8.50 | 8.500 | | | 14.200 | (40) |
| | | | |  | | | | | | | | | | | | |
| 83 | 312 | SANTOS Daiane | BRA |  | | | | | | | | | | | | |
| | | | |  | 5.50 | 9.30 | 9.50 | 9.20 | 9.30 | 9.10 | 9.40 | 9.300 | | | 14.800 | (35) |
| | | Total 30.075 | |  | | | | | | | | | | | | |
| | | | |  | 6.40 | 9.10 | 9.10 | 8.70 | 9.00 | 9.00 | 8.80 | 8.975 | 0.1 | | 15.275 | (5) |
| | | | |  | | | | | | | | | | | | |
| 84 | 375 | KURODA Mayu | JPN |  | | | | | | | | | | | | |
| | | | |  | 6.40 | 8.50 | 8.50 | 8.10 | 8.40 | 8.10 | 8.30 | 8.325 | | | 14.725 | (28) |
| | | Total 29.575 | |  | 6.10 | 8.90 | 8.80 | 9.10 | 8.50 | 8.60 | 8.70 | 8.750 | | | 14.850 | (28) |
| | | | |  | | | | | | | | | | | | |
| 85 | 406 | KOVAL Anastasiia | UKR |  | | | | | | | | | | | | |
| | | | |  | 7.30 | 9.20 | 9.00 | 9.20 | 8.90 | 9.00 | 8.70 | 9.025 | | | 16.325 | (3) |
| | | Total 29.325 | |  | 5.00 | 8.00 | 8.00 | 8.30 | 8.00 | 7.80 | 8.00 | 8.000 | | | 13.000 | (74) |
| | | | |  | | | | | | | | | | | | |
| 86 | 453 | CHA Yong Hwa | PRK |  | | | | | | | | | | | | |
| | | | |  | 5.00 | 8.50 | 8.70 | 8.80 | 8.80 | 8.90 | 8.70 | 8.750 | | | 13.750 | (75) |
| | | Total 28.925 | |  | 7.20 | 8.30 | 7.90 | 8.20 | 7.80 | 8.00 | 7.80 | 7.975 | | | 15.175 | (12) |
| | | | |  | | | | | | | | | | | | |
| 87 | 331 | DEBAUVE Marine | FRA |  | | | | | | | | | | | | |
| | | | |  | 6.20 | 8.10 | 8.50 | 8.50 | 8.30 | 8.40 | 8.60 | 8.425 | | | 14.625 | (35) |
| | | Total 28.725 | |  | 5.50 | 8.70 | 8.60 | 8.60 | 8.60 | 8.60 | 8.50 | 8.600 | | | 14.100 | (49) |
| | | | |  | | | | | | | | | | | | |
| 88 | 384 | GRIGORE Andreea | ROU |  | | | | | | | | | | | | |
| | | | |  | 5.50 | 9.30 | 9.20 | 9.30 | 9.10 | 9.20 | 9.10 | 9.200 | | | 14.700 | (43) |
| | | Total 28.675 | |  | 5.80 | 8.00 | 8.40 | 8.10 | 8.20 | 8.30 | 8.10 | 8.175 | | | 13.975 | (59) |
| | | | |  | | | | | | | | | | | | |
| 89 | 361 | BERGAMELLI Monica | ITA |  | | | | | | | | | | | | |
| | | | |  | 5.00 | 8.80 | 9.10 | 8.80 | 9.00 | 8.80 | 9.00 | 8.900 | | | 13.900 | (71) |
| | | Total 28.250 | |  | 5.60 | 9.00 | 8.80 | 8.60 | 8.60 | 8.90 | 8.70 | 8.750 | | | 14.350 | (44) |
| | | | |  | | | | | | | | | | | | |







INDIVIDUAL JUDGES SCORES

裁判员评分 / NOTES DES JUGES

CORRECTED

| Rank | Bib | Name | NOC Code | | A Score | B1 | B2 | B3 | B4 | B5 | B6 | B Score | Pen. | Vault 1 Vault 2 | Total | Rank by App. |
|------|-----|---------------------|----------|---|---------|------|------|------|------|------|------|---------|------|--------------------|--------|--------------------|
| 90 | 464 | SAJN Adela | SLO |  | | | | | | | | | | | | |
| | | Total 27.800 | |  | 6.00 | 8.00 | 8.20 | 8.00 | 8.40 | 8.20 | 7.90 | 8.100 | | | 14.100 | (55) |
| | | | |  | 5.30 | 8.50 | 8.50 | 8.60 | 8.20 | 8.40 | 8.20 | 8.400 | | | 13.700 | (63) |
| | | | |  | | | | | | | | | | | | |
| 91 | 365 | MACRI' Federica | ITA |  | | | | | | | | | | | | |
| | | Total 27.350 | |  | 5.20 | 8.30 | 8.20 | 8.20 | 8.40 | 8.50 | 8.50 | 8.350 | | | 13.550 | (66) |
| | | | |  | 5.10 | 8.90 | 8.50 | 8.70 | 8.70 | 8.70 | 8.70 | 8.700 | | | 13.800 | (60) |
| | | | |  | | | | | | | | | | | | |
| 92 | 463 | KOVACOVA Ivana | SVK |  | | | | | | | | | | | | |
| | | Total 24.850 | |  | 5.80 | 7.00 | 7.60 | 6.80 | 6.20 | 6.30 | 6.70 | 6.700 | | | 12.500 | (79) |
| | | | |  | 5.70 | 6.70 | 6.60 | 7.10 | 5.90 | 6.80 | 6.50 | 6.650 | | | 12.350 | (81) |
| | | | |  | | | | | | | | | | | | |
| 93 | 352 | BRINKER Anja | GER |  | | | | | | | | | | | | |
| | | Total 15.125 | |  | 7.10 | 7.80 | 8.20 | 7.90 | 8.70 | 8.20 | 7.30 | 8.025 | | | 15.125 | (14) |
| | | | |  | | | | | | | | | | | | |
| | | | |  | | | | | | | | | | | | |
| 94 | 413 | MEMMEL Chellsie | USA |  | | | | | | | | | | | | |
| | | Total 15.050 | |  | 7.00 | 8.00 | 8.00 | 8.20 | 8.30 | 7.90 | 8.00 | 8.050 | | | 15.050 | (16) |
| | | | |  | | | | | | | | | | | | |
| | | | |  | | | | | | | | | | | | |
| 95 | 304 | VIVIAN Olivia | AUS |  | | | | | | | | | | | | |
| | | Total 14.925 | |  | 6.60 | 8.50 | 8.40 | 8.10 | 7.90 | 8.40 | 8.40 | 8.325 | | | 14.925 | (20) |
| | | | |  | | | | | | | | | | | | |
| | | | |  | | | | | | | | | | | | |
| 96 | 414 | PESZEK Samantha | USA |  | | | | | | | | | | | | |
| | | Total 14.800 | |  | 6.10 | 8.40 | 8.50 | 8.90 | 8.90 | 8.80 | 8.60 | 8.700 | | | 14.800 | (23) |
| | | | |  | | | | | | | | | | | | |
| | | | |  | | | | | | | | | | | | |
| 97 | 395 | GREBENKOVA Lyudmila | RUS |  | | | | | | | | | | | | |
| | | Total 14.600 | |  | 6.70 | 7.80 | 7.80 | 8.00 | 8.00 | 7.90 | 7.90 | 7.900 | | | 14.600 | (37) |
| | | | |  | | | | | | | | | | | | |
| | | | |  | | | | | | | | | | | | |

Gymnast DO Thi Ngan Thuong VIE Disqualified due to violation of anti-doping rules

| Legend: | | | |
|---|-----------|---|-------------|
| A | App. | B1 - B6 | Pen |
| Difficulty score | Apparatus | Panel "B" judges 1 - 6 | Penalty |
|  | Vault |  | Uneven Bars |
|  | Beam |  | Floor |



INDIVIDUAL JUDGES SCORES

裁判员评分 / NOTES DES JUGES

CORRECTED



| Rank | Bib | Name | NOC Code | V | A Score | B1 BRA | B2 AUS | B3 BEL | B4 GRE | B5 ROU | B6 ISL | B Score | Pen. | Vault | Total |
|------|-----|----------------------|----------|---|---------|--------|--------|--------|--------|--------|--------|---------|--------|--------|--------|
| 1 | 321 | CHENG Fei | CHN | 1 | 6.50 | 9.70 | 9.60 | 9.60 | 9.70 | 9.60 | 9.70 | 9.650 | | 16.150 | 16.150 |
| | | | | 2 | 6.50 | 9.20 | 9.10 | 9.20 | 9.30 | 9.10 | 9.20 | 9.175 | 15.675 | | |
| 2 | 411 | JOHNSON Shawn | USA | 1 | 6.50 | 9.60 | 9.50 | 9.50 | 9.50 | 9.50 | 9.50 | 9.500 | | 16.000 | 16.000 |
| 3 | 415 | SACRAMONE Alicia | USA | 1 | 6.30 | 9.70 | 9.60 | 9.60 | 9.50 | 9.50 | 9.50 | 9.550 | | 15.850 | 15.850 |
| | | | | 2 | 5.80 | 9.60 | 9.60 | 9.60 | 9.60 | 9.60 | 9.60 | 9.600 | 15.400 | | |
| 4 | 351 | CHUSOVITINA O. | GER | 1 | 6.30 | 9.50 | 9.70 | 9.40 | 9.50 | 9.60 | 9.40 | 9.500 | | 15.800 | 15.800 |
| | | | | 2 | 5.70 | 9.70 | 9.60 | 9.50 | 9.50 | 9.60 | 9.50 | 9.550 | 15.250 | | |
| 5 | 454 | HONG Un Jong | PRK | 1 | 6.50 | 9.20 | 9.20 | 9.00 | 8.90 | 9.20 | 9.50 | 9.150 | | 15.650 | 15.650 |
| | | | | 2 | 6.50 | 9.30 | 9.40 | 9.30 | 9.20 | 9.50 | 9.20 | 9.300 | 15.800 | | |
| 6 | 394 | PAVLOVA Anna | RUS | 1 | 5.80 | 9.60 | 9.60 | 9.50 | 9.50 | 9.50 | 9.60 | 9.550 | | 15.350 | 15.350 |
| | | | | 2 | 5.60 | 9.60 | 9.60 | 9.50 | 9.60 | 9.60 | 9.60 | 9.600 | 15.200 | | |
| 7 | 416 | SLOAN Bridget | USA | 1 | 5.80 | 9.50 | 9.50 | 9.30 | 9.40 | 9.60 | 9.50 | 9.475 | | 15.275 | 15.275 |
| 8 | 422 | MARACHKOUSKAYA A. | BLR | 1 | 5.80 | 9.50 | 9.50 | 9.40 | 9.50 | 9.60 | 9.40 | 9.475 | | 15.275 | 15.275 |
| | | | | 2 | 5.00 | 9.30 | 9.40 | 9.00 | 9.30 | 9.30 | 9.30 | 9.300 | 14.300 | | |
| 9 | 322 | HE Kexin | CHN | 1 | 5.80 | 9.50 | 9.40 | 9.50 | 9.40 | 9.50 | 9.30 | 9.450 | | 15.250 | 15.250 |
| 10 | 326 | DENG Linlin | CHN | 1 | 5.80 | 9.50 | 9.30 | 9.40 | 9.50 | 9.50 | 9.00 | 9.425 | | 15.225 | 15.225 |
| 11 | 458 | KASLIN Ariella | SUI | 1 | 6.30 | 9.20 | 9.00 | 8.70 | 8.70 | 9.00 | 9.00 | 8.925 | | 15.225 | 15.225 |
| | | | | 2 | 5.50 | 9.00 | 9.10 | 9.30 | 9.20 | 9.30 | 9.30 | 9.225 | 14.725 | | |
| 12 | 325 | YANG Yilin | CHN | 1 | 5.80 | 9.40 | 9.40 | 9.30 | 9.50 | 9.40 | 9.40 | 9.400 | | 15.200 | 15.200 |
| 13 | 391 | AFANASYEVA Ksenia | RUS | 1 | 5.80 | 9.40 | 9.40 | 9.50 | 9.30 | 9.30 | 9.40 | 9.375 | | 15.175 | 15.175 |
| 14 | 392 | KLYUKINA Svetlana | RUS | 1 | 5.80 | 9.40 | 9.50 | 9.10 | 9.40 | 9.30 | 9.40 | 9.375 | | 15.175 | 15.175 |
| 15 | 393 | KRAMARENKO Ekaterina | RUS | 1 | 5.80 | 9.30 | 9.50 | 9.40 | 9.20 | 9.20 | 9.50 | 9.350 | | 15.150 | 15.150 |
| 16 | 412 | LIUKIN Nastia | USA | 1 | 5.50 | 9.60 | 9.70 | 9.80 | 9.50 | 9.50 | 9.60 | 9.600 | | 15.100 | 15.100 |
| 17 | 315 | BARBOSA Jade | BRA | 1 | 5.80 | 9.40 | 9.50 | 9.30 | 9.40 | 9.30 | 9.50 | 9.400 | 0.1 | 15.100 | 15.100 |
| | | | | 2 | 5.60 | 9.50 | 9.40 | 9.40 | 9.30 | 9.40 | 9.40 | 9.400 | 15.000 | | |
| 18 | 305 | JOURA Daria | AUS | 1 | 5.80 | 9.30 | 9.40 | 9.20 | 9.30 | 9.30 | 9.30 | 9.300 | | 15.100 | 15.100 |
| 19 | 363 | GIOVANNINI Carlotta | ITA | 1 | 5.80 | 9.30 | 9.50 | 9.30 | 9.30 | 9.30 | 9.30 | 9.300 | | 15.100 | 15.100 |
| | | | | 2 | 5.90 | 9.10 | 9.40 | 9.30 | 9.20 | 9.30 | 9.30 | 9.275 | 15.175 | | |
| 20 | 382 | IZBASA Sandra | ROU | 1 | 5.80 | 9.40 | 9.10 | 9.10 | 9.30 | 9.40 | 9.40 | 9.300 | | 15.100 | 15.100 |
| 21 | 364 | BENOLLI Francesca | ITA | 1 | 5.80 | 9.50 | 9.30 | 9.40 | 9.00 | 9.40 | 8.90 | 9.275 | | 15.075 | 15.075 |
| 22 | 341 | DOWNIE Becky | GBR | 1 | 5.80 | 9.30 | 9.10 | 9.20 | 9.40 | 9.40 | 9.00 | 9.250 | | 15.050 | 15.050 |
| 23 | 386 | TAMIRJAN Anamaria | ROU | 1 | 5.80 | 9.10 | 9.30 | 9.40 | 9.20 | 9.30 | 9.00 | 9.225 | | 15.025 | 15.025 |
| 24 | 405 | KOZICH Alina | UKR | 1 | 5.50 | 9.50 | 9.30 | 9.50 | 9.50 | 9.40 | 9.60 | 9.475 | | 14.975 | 14.975 |
| 25 | 353 | HINDERMANN M. | GER | 1 | 5.50 | 9.50 | 9.40 | 9.40 | 9.40 | 9.40 | 9.50 | 9.425 | | 14.925 | 14.925 |
| 26 | 333 | LINDOR Katheleen | FRA | 1 | 5.50 | 9.40 | 9.30 | 9.20 | 9.40 | 9.50 | 9.50 | 9.400 | | 14.900 | 14.900 |
| 27 | 381 | NISTOR Steliana | ROU | 1 | 5.80 | 8.70 | 9.20 | 9.20 | 9.20 | 9.20 | 8.80 | 9.100 | | 14.900 | 14.900 |
| 28 | 342 | KING Marissa | GBR | 1 | 5.70 | 9.20 | 9.20 | 9.10 | 9.20 | 9.20 | 8.90 | 9.175 | | 14.875 | 14.875 |
| 29 | 301 | BONORA Georgia | AUS | 1 | 5.50 | 9.40 | 9.30 | 9.30 | 9.40 | 9.30 | 9.50 | 9.350 | | 14.850 | 14.850 |
| 30 | 346 | CAIRNS Imogen | GBR | 1 | 5.50 | 9.40 | 9.20 | 9.30 | 9.30 | 9.40 | 9.50 | 9.350 | | 14.850 | 14.850 |
| 31 | 335 | PETIT Marine | FRA | 1 | 5.50 | 9.40 | 9.20 | 9.30 | 9.30 | 9.40 | 9.40 | 9.350 | | 14.850 | 14.850 |
| 31 | 402 | PROSKURINA Maryna | UKR | 1 | 5.50 | 9.30 | 9.40 | 9.30 | 9.40 | 9.20 | 9.40 | 9.350 | | 14.850 | 14.850 |
| 33 | 447 | HARMES Suzanne | NED | 1 | 5.50 | 9.40 | 9.00 | 9.30 | 9.30 | 9.40 | 9.30 | 9.325 | | 14.825 | 14.825 |
| 34 | 362 | FERRARI Vanessa | ITA | 1 | 5.80 | 9.00 | 8.70 | 9.20 | 9.10 | 9.30 | 8.80 | 9.025 | | 14.825 | 14.825 |




INDIVIDUAL JUDGES SCORES

裁判员评分 / NOTES DES JUGES

CORRECTED



| Rank | Bib | Name | NOC Code | V | A Score | B1 BRA | B2 AUS | B3 BEL | B4 GRE | B5 ROU | B6 ISL | B Score | Pen. | Vault | Total |
|------|-----|----------------------|----------|---|---------|--------|--------|--------|--------|--------|--------|---------|------|--------|--------|
| 35 | 312 | SANTOS Daiane | BRA | 1 | 5.50 | 9.30 | 9.50 | 9.20 | 9.30 | 9.10 | 9.40 | 9.300 | | 14.800 | 14.800 |
| 36 | 316 | SOUZA Lais | BRA | 1 | 5.50 | 9.30 | 9.30 | 9.30 | 8.90 | 9.30 | 9.40 | 9.300 | | 14.800 | 14.800 |
| 37 | 302 | BRENNAN Ashleigh | AUS | 1 | 5.70 | 9.20 | 9.00 | 9.00 | 9.30 | 9.10 | 9.00 | 9.075 | | 14.775 | 14.775 |
| 38 | 323 | JIANG Yuyuan | CHN | 1 | 6.50 | 8.40 | 8.30 | 8.30 | 8.00 | 8.50 | 8.50 | 8.375 | 0.1 | 14.775 | 14.775 |
| 39 | 311 | SILVA Ana | BRA | 1 | 5.50 | 9.30 | 9.10 | 9.20 | 9.40 | 9.20 | 9.30 | 9.250 | | 14.750 | 14.750 |
| 40 | 396 | SEMENOVA Ksenia | RUS | 1 | 5.50 | 9.20 | 9.30 | 9.10 | 9.30 | 9.20 | 9.30 | 9.250 | | 14.750 | 14.750 |
| 41 | 337 | BELLEMARE R. | FRA | 1 | 5.50 | 9.20 | 9.40 | 9.20 | 9.20 | 9.30 | 9.20 | 9.225 | | 14.725 | 14.725 |
| 42 | 303 | MITCHELL Lauren | AUS | 1 | 5.50 | 9.30 | 9.30 | 9.20 | 9.20 | 9.10 | 9.20 | 9.225 | | 14.725 | 14.725 |
| 43 | 372 | OSHIMA Kyoko | JPN | 1 | 5.50 | 9.30 | 9.10 | 9.20 | 9.20 | 9.30 | 9.10 | 9.200 | | 14.700 | 14.700 |
| 43 | 384 | GRIGORE Andreea | ROU | 1 | 5.50 | 9.30 | 9.20 | 9.30 | 9.10 | 9.20 | 9.10 | 9.200 | | 14.700 | 14.700 |
| 45 | 306 | MORGAN Shona | AUS | 1 | 5.50 | 9.20 | 9.20 | 9.10 | 9.30 | 9.00 | 9.30 | 9.200 | | 14.700 | 14.700 |
| 46 | 424 | DAMIANOVA Nansy | CAN | 1 | 5.50 | 9.30 | 9.10 | 9.40 | 9.00 | 9.20 | 9.20 | 9.200 | | 14.700 | 14.700 |
| | | | | 2 | 4.40 | 8.90 | 9.20 | 9.10 | 8.90 | 9.00 | 9.10 | 9.025 | | 13.425 | |
| 47 | 425 | HOPFNER-HIBBS Elyse | CAN | 1 | 5.50 | 9.30 | 9.20 | 9.20 | 9.10 | 9.00 | 9.20 | 9.175 | | 14.675 | 14.675 |
| 48 | 376 | SHINTAKE Yuko | JPN | 1 | 5.50 | 9.00 | 9.20 | 9.10 | 9.20 | 9.20 | 9.20 | 9.175 | | 14.675 | 14.675 |
| 49 | 345 | WING Rebecca | GBR | 1 | 5.50 | 9.20 | 8.90 | 8.90 | 9.10 | 9.00 | 9.20 | 9.050 | | 14.550 | 14.550 |
| 50 | 374 | UEMURA Miki | JPN | 1 | 5.50 | 9.00 | 9.00 | 8.90 | 9.30 | 9.20 | 9.10 | 9.075 | 0.1 | 14.475 | 14.475 |
| 51 | 466 | LOPEZ AROCHA J. | VEN | 1 | 5.50 | 9.00 | 8.90 | 8.90 | 9.10 | 8.40 | 9.10 | 8.975 | 0.1 | 14.375 | 14.375 |
| 52 | 332 | DUGAIN Laetitia | FRA | 1 | 5.00 | 9.40 | 9.30 | 9.20 | 9.30 | 9.40 | 9.50 | 9.350 | | 14.350 | 14.350 |
| 53 | 383 | ACATRINEI Andreea | ROU | 1 | 5.50 | 8.90 | 8.90 | 8.70 | 8.80 | 9.00 | 8.80 | 8.850 | | 14.350 | 14.350 |
| 54 | 431 | PALESOVA Kristyna | CZE | 1 | 5.00 | 9.30 | 9.40 | 9.30 | 9.30 | 9.30 | 9.40 | 9.325 | | 14.325 | 14.325 |
| 55 | 334 | MOREL Pauline | FRA | 1 | 5.00 | 9.30 | 9.20 | 9.30 | 9.30 | 9.20 | 9.50 | 9.275 | | 14.275 | 14.275 |
| 56 | 354 | ABEL Katja | GER | 1 | 5.00 | 9.30 | 9.30 | 9.20 | 9.30 | 9.20 | 9.20 | 9.250 | | 14.250 | 14.250 |
| 57 | 442 | BISMPIKOU Stefani | GRE | 1 | 5.00 | 9.10 | 9.40 | 9.30 | 9.20 | 9.30 | 8.90 | 9.225 | | 14.225 | 14.225 |
| 58 | 371 | TSURUMI Koko | JPN | 1 | 5.00 | 9.20 | 8.80 | 9.40 | 9.30 | 9.10 | 9.20 | 9.200 | | 14.200 | 14.200 |
| 59 | 401 | KRASNIANSKA Iryna | UKR | 1 | 5.00 | 9.20 | 9.30 | 9.20 | 9.20 | 9.20 | 9.20 | 9.200 | | 14.200 | 14.200 |
| 60 | 437 | CAMPOS Laura | ESP | 1 | 5.00 | 9.20 | 9.20 | 9.20 | 9.20 | 9.10 | 9.30 | 9.200 | | 14.200 | 14.200 |
| 61 | 314 | FRANCO Ethiene | BRA | 1 | 5.00 | 9.20 | 9.50 | 9.20 | 9.10 | 9.10 | 9.20 | 9.175 | | 14.175 | 14.175 |
| 62 | 356 | BIJAK Daria | GER | 1 | 5.00 | 9.30 | 9.20 | 9.10 | 9.20 | 9.10 | 9.20 | 9.175 | | 14.175 | 14.175 |
| 63 | 446 | CANTU MATA Maricela | MEX | 1 | 5.00 | 9.20 | 9.20 | 9.10 | 9.20 | 9.10 | 9.20 | 9.175 | | 14.175 | 14.175 |
| | | | | 2 | 4.60 | 9.10 | 9.30 | 9.00 | 9.10 | 9.00 | 9.10 | 9.075 | | 13.675 | |
| 64 | 429 | SANCHEZ Nathalia | COL | 1 | 5.00 | 9.10 | 9.10 | 9.20 | 9.20 | 9.30 | 8.90 | 9.150 | | 14.150 | 14.150 |
| 65 | 444 | JO Hyunjoo | KOR | 1 | 5.00 | 9.20 | 8.80 | 9.20 | 9.20 | 9.20 | 8.90 | 9.125 | | 14.125 | 14.125 |
| 66 | 438 | DE SIMONE Lenika | ESP | 1 | 5.00 | 9.10 | 9.00 | 9.10 | 9.10 | 9.10 | 9.10 | 9.100 | | 14.100 | 14.100 |
| 67 | 366 | PAROLARI Lia | ITA | 1 | 5.00 | 9.10 | 9.40 | 9.00 | 9.10 | 9.00 | 9.10 | 9.075 | | 14.075 | 14.075 |
| 68 | 373 | MINOBE Yu | JPN | 1 | 5.00 | 9.10 | 9.10 | 8.90 | 8.80 | 9.20 | 9.10 | 9.050 | | 14.050 | 14.050 |
| 69 | 421 | MYS Gaelle | BEL | 1 | 5.00 | 9.00 | 9.10 | 9.10 | 9.10 | 9.00 | 8.80 | 9.050 | | 14.050 | 14.050 |
| 70 | 403 | HOLENKOVA Valentyna | UKR | 1 | 5.00 | 9.10 | 8.90 | 8.90 | 9.20 | 9.00 | 8.90 | 8.975 | | 13.975 | 13.975 |
| 71 | 361 | BERGAMELLI Monica | ITA | 1 | 5.00 | 8.80 | 9.10 | 8.80 | 9.00 | 8.80 | 9.00 | 8.900 | | 13.900 | 13.900 |
| 72 | 445 | ZANEVSKAJA Jelena | LTU | 1 | 4.80 | 8.90 | 9.30 | 9.10 | 9.10 | 9.00 | 9.10 | 9.075 | | 13.875 | 13.875 |
| | | | | 2 | 4.60 | 8.80 | 8.80 | 9.00 | 9.00 | 8.80 | 9.10 | 8.900 | | 13.500 | |
| 73 | 423 | TANKOUCHEVA Nikolina | BUL | 1 | 5.20 | 8.60 | 8.50 | 8.70 | 8.70 | 8.80 | 8.60 | 8.650 | | 13.850 | 13.850 |
| 74 | 436 | EL ZEINY Sherine | EGY | 1 | 5.00 | 8.80 | 8.90 | 8.50 | 8.90 | 8.80 | 8.40 | 8.750 | | 13.750 | 13.750 |




INDIVIDUAL JUDGES SCORES
裁判员评分 / NOTES DES JUGES

CORRECTED



| Rank | Bib | Name | NOC Code | V | A Score | B1 BRA | B2 AUS | B3 BEL | B4 GRE | B5 ROU | B6 ISL | B Score | Pen. | Vault | Total |
|------|-----|-----------------|----------|---|---------|--------|--------|--------|--------|--------|--------|---------|--------|--------|---------------|
| 75 | 453 | CHA Yong Hwa | PRK | 1 | 5.00 | 8.50 | 8.70 | 8.80 | 8.80 | 8.90 | 8.70 | 8.750 | | 13.750 | 13.750 |
| 76 | 355 | MOEBIUS Joeline | GER | 1 | 5.50 | 8.10 | 8.20 | 8.30 | 8.20 | 8.00 | 8.20 | 8.175 | | 13.675 | 13.675 |
| 77 | 430 | ERCEG Tina | CRO | 1 | 4.80 | 8.90 | 8.80 | 8.70 | 9.00 | 9.20 | 8.70 | 8.850 | | 13.650 | 13.650 |
| | | | | 2 | 4.80 | 9.00 | 8.60 | 8.60 | 8.80 | 8.90 | 8.50 | 8.725 | 13.525 | | |
| 78 | 452 | PIHAN Marta | POL | 1 | 4.80 | 8.90 | 8.80 | 8.70 | 8.80 | 8.90 | 8.80 | 8.825 | | 13.625 | 13.625 |
| 79 | 344 | WHELAN Hannah | GBR | 1 | 5.50 | 8.00 | 8.00 | 8.00 | 7.60 | 8.00 | 8.20 | 8.000 | | 13.500 | 13.500 |
| 80 | 443 | BOCZOGO Dorina | HUN | 1 | 5.00 | 8.60 | 8.30 | 8.30 | 8.30 | 8.50 | 8.40 | 8.375 | | 13.375 | 13.375 |
| | | | | 2 | 5.50 | 9.10 | 9.10 | 8.80 | 8.90 | 9.00 | 8.80 | 8.950 | 14.450 | | |
| 81 | 465 | GALIULINA Luiza | UZB | 1 | 4.40 | 7.80 | 8.00 | 7.70 | 8.10 | 7.80 | 7.70 | 7.825 | | 12.225 | 12.225 |

Gymnast DO Thi Ngan Thuong VIE Disqualified due to violation of anti-doping rules

| | | | | | |
|--|--------------|---|------------------|--------------------------------|-------------|
| Legend: | | | | | |
| V | Vault number | A | Difficulty score | B1 - B6 Panel "B" judges 1 - 6 | Pen Penalty |
|  | Vault | | | | |



INDIVIDUAL JUDGES SCORES

裁判员评分 / NOTES DES JUGES

CORRECTED



| Rank | Bib | Name | NOC Code | A Score | B1 UKR | B2 COL | B3 BUL | B4 GER | B5 LUX | B6 FIN | B Score | Pen. | Total |
|------|-----|----------------------|----------|---------|--------|--------|--------|--------|--------|--------|---------|------|--------|
| 1 | 325 | YANG Yilin | CHN | 7.70 | 9.00 | 9.10 | 9.10 | 8.70 | 8.70 | 9.00 | 8.950 | | 16.650 |
| 2 | 396 | SEMENOVA Ksenia | RUS | 7.40 | 9.20 | 9.10 | 9.20 | 9.00 | 9.00 | 9.00 | 9.075 | | 16.475 |
| 3 | 406 | KOVAL Anastasiia | UKR | 7.30 | 9.20 | 9.00 | 9.20 | 8.90 | 9.00 | 8.70 | 9.025 | | 16.325 |
| 4 | 381 | NISTOR Steliana | ROU | 7.30 | 8.60 | 8.80 | 8.80 | 8.90 | 8.40 | 8.50 | 8.675 | | 15.975 |
| 5 | 412 | LIUKIN Nastia | USA | 7.70 | 8.50 | 8.20 | 8.00 | 8.50 | 8.20 | 8.10 | 8.250 | | 15.950 |
| 6 | 322 | HE Kexin | CHN | 7.50 | 8.30 | 8.20 | 8.40 | 8.10 | 8.20 | 8.20 | 8.225 | | 15.725 |
| 7 | 404 | ZGOBA Dariya | UKR | 6.90 | 9.10 | 8.80 | 8.90 | 8.90 | 8.60 | 8.90 | 8.875 | 0.1 | 15.675 |
| 8 | 343 | TWEDDLE Beth | GBR | 7.60 | 7.90 | 8.00 | 8.20 | 8.40 | 8.10 | 7.80 | 8.050 | | 15.650 |
| 9 | 323 | JIANG Yuyuan | CHN | 7.00 | 8.90 | 8.40 | 8.50 | 8.80 | 8.40 | 8.50 | 8.550 | | 15.550 |
| 10 | 393 | KRAMARENKO Ekaterina | RUS | 6.60 | 9.00 | 8.80 | 9.20 | 8.80 | 8.90 | 8.90 | 8.900 | | 15.500 |
| 11 | 411 | JOHNSON Shawn | USA | 6.30 | 9.20 | 9.00 | 9.20 | 9.00 | 8.90 | 8.70 | 9.025 | | 15.325 |
| 12 | 453 | CHA Yong Hwa | PRK | 7.20 | 8.30 | 7.90 | 8.20 | 7.80 | 8.00 | 7.80 | 7.975 | | 15.175 |
| 13 | 305 | JOURA Daria | AUS | 6.20 | 9.00 | 8.80 | 9.00 | 8.90 | 8.70 | 9.00 | 8.925 | | 15.125 |
| 14 | 352 | BRINKER Anja | GER | 7.10 | 7.80 | 8.20 | 7.90 | 8.70 | 8.20 | 7.30 | 8.025 | | 15.125 |
| 15 | 431 | PALESOVA Kristyna | CZE | 6.60 | 8.90 | 8.30 | 8.50 | 8.60 | 8.10 | 8.60 | 8.500 | | 15.100 |
| 16 | 413 | MEMMEL Chellsie | USA | 7.00 | 8.00 | 8.00 | 8.20 | 8.30 | 7.90 | 8.00 | 8.050 | | 15.050 |
| 17 | 371 | TSURUMI Koko | JPN | 6.60 | 8.70 | 8.60 | 8.40 | 8.50 | 8.20 | 7.90 | 8.425 | | 15.025 |
| 18 | 392 | KLYUKINA Svetlana | RUS | 6.20 | 9.00 | 8.70 | 8.60 | 8.80 | 8.90 | 8.70 | 8.775 | | 14.975 |
| 19 | 425 | HOPFNER-HIBBS Elyse | CAN | 6.80 | 8.30 | 8.50 | 7.60 | 8.30 | 8.10 | 8.00 | 8.175 | | 14.975 |
| 20 | 304 | VIVIAN Olivia | AUS | 6.60 | 8.50 | 8.40 | 8.10 | 7.90 | 8.40 | 8.40 | 8.325 | | 14.925 |
| 21 | 391 | AFANASYEVA Ksenia | RUS | 6.10 | 8.80 | 8.70 | 8.80 | 8.70 | 8.30 | 8.70 | 8.725 | | 14.825 |
| 22 | 315 | BARBOSA Jade | BRA | 6.00 | 9.10 | 8.80 | 9.00 | 8.50 | 8.70 | 8.70 | 8.800 | | 14.800 |
| 23 | 414 | PESZEK Samantha | USA | 6.10 | 8.40 | 8.50 | 8.90 | 8.90 | 8.80 | 8.60 | 8.700 | | 14.800 |
| 24 | 334 | MOREL Pauline | FRA | 6.20 | 8.80 | 8.40 | 8.20 | 8.70 | 8.70 | 8.60 | 8.600 | | 14.800 |
| 25 | 416 | SLOAN Bridget | USA | 6.70 | 8.10 | 8.10 | 8.10 | 8.00 | 8.10 | 8.10 | 8.100 | | 14.800 |
| 26 | 316 | SOUZA Lais | BRA | 6.50 | 8.40 | 8.30 | 7.90 | 8.40 | 8.00 | 8.40 | 8.275 | | 14.775 |
| 27 | 351 | CHUSOVITINA O. | GER | 6.20 | 8.70 | 8.40 | 8.10 | 8.60 | 8.60 | 8.50 | 8.525 | | 14.725 |
| 28 | 375 | KURODA Mayu | JPN | 6.40 | 8.50 | 8.50 | 8.10 | 8.40 | 8.10 | 8.30 | 8.325 | | 14.725 |
| 29 | 326 | DENG Linlin | CHN | 6.60 | 7.90 | 8.00 | 8.20 | 8.80 | 8.30 | 8.00 | 8.125 | | 14.725 |
| 30 | 333 | LINDOR Katheleen | FRA | 6.10 | 8.40 | 8.70 | 8.90 | 8.60 | 8.70 | 8.40 | 8.600 | | 14.700 |
| 31 | 356 | BIJAK Daria | GER | 6.20 | 8.70 | 8.50 | 8.50 | 8.40 | 8.40 | 8.30 | 8.450 | | 14.650 |
| 32 | 354 | ABEL Katja | GER | 6.30 | 8.10 | 8.60 | 8.70 | 8.60 | 8.00 | 8.10 | 8.350 | | 14.650 |
| 33 | 341 | DOWNIE Becky | GBR | 6.50 | 8.10 | 8.40 | 8.10 | 7.90 | 8.20 | 8.20 | 8.150 | | 14.650 |
| 34 | 332 | DUGAIN Laetitia | FRA | 6.00 | 8.50 | 8.60 | 8.50 | 8.70 | 8.80 | 8.70 | 8.625 | | 14.625 |
| 35 | 394 | PAVLOVA Anna | RUS | 5.70 | 8.80 | 9.00 | 8.90 | 8.90 | 9.00 | 8.60 | 8.900 | | 14.600 |
| 36 | 311 | SILVA Ana | BRA | 6.70 | 8.30 | 7.40 | 8.10 | 7.70 | 7.80 | 7.80 | 7.850 | | 14.550 |
| 37 | 373 | MINOBE Yu | JPN | 6.20 | 8.40 | 8.30 | 8.40 | 8.10 | 8.20 | 8.50 | 8.325 | | 14.525 |
| 38 | 301 | BONORA Georgia | AUS | 5.90 | 8.70 | 8.70 | 8.30 | 8.40 | 8.60 | 8.70 | 8.600 | | 14.500 |
| 39 | 306 | MORGAN Shona | AUS | 6.00 | 8.40 | 8.60 | 8.70 | 8.40 | 8.50 | 8.50 | 8.500 | | 14.500 |
| 40 | 364 | BENOLLI Francesca | ITA | 6.10 | 8.60 | 8.30 | 7.80 | 8.40 | 8.40 | 8.40 | 8.375 | | 14.475 |
| 41 | 363 | GIOVANNINI Carlotta | ITA | 6.20 | 7.70 | 8.40 | 8.40 | 8.30 | 8.20 | 8.20 | 8.275 | | 14.475 |
| 42 | 372 | OSHIMA Kyoko | JPN | 6.00 | 8.60 | 8.80 | 8.10 | 8.40 | 8.50 | 8.30 | 8.450 | | 14.450 |
| 43 | 337 | BELLEMARE R. | FRA | 5.70 | 8.80 | 8.50 | 8.60 | 8.70 | 8.80 | 8.70 | 8.700 | | 14.400 |



INDIVIDUAL JUDGES SCORES

裁判员评分 / NOTES DES JUGES

CORRECTED



| Rank | Bib | Name | NOC Code | A Score | B1 UKR | B2 COL | B3 BUL | B4 GER | B5 LUX | B6 FIN | B Score | Pen. | Total |
|------|-----|----------------------|----------|---------|--------|--------|--------|--------|--------|--------|---------|------|--------|
| 44 | 452 | PIHAN Marta | POL | 6.10 | 8.40 | 8.50 | 8.10 | 8.00 | 8.50 | 8.10 | 8.275 | | 14.375 |
| 45 | 366 | PAROLARI Lia | ITA | 6.50 | 8.00 | 7.70 | 8.10 | 7.60 | 7.80 | 8.00 | 7.875 | | 14.375 |
| 46 | 403 | HOLENKOVA Valentyna | UKR | 6.60 | 7.80 | 8.30 | 7.60 | 7.50 | 7.70 | 8.00 | 7.775 | | 14.375 |
| 47 | 442 | BISMPIKOU Stefani | GRE | 6.20 | 8.20 | 8.00 | 8.40 | 8.20 | 8.20 | 7.70 | 8.150 | | 14.350 |
| 48 | 335 | PETIT Marine | FRA | 5.80 | 8.80 | 8.30 | 8.50 | 8.40 | 8.60 | 8.60 | 8.525 | | 14.325 |
| 49 | 458 | KASLIN Ariella | SUI | 5.80 | 8.80 | 8.40 | 8.70 | 8.50 | 8.40 | 8.30 | 8.500 | | 14.300 |
| 50 | 313 | HYPOLITO Daniele | BRA | 6.40 | 8.10 | 8.20 | 8.00 | 8.10 | 7.80 | 7.70 | 8.000 | 0.1 | 14.300 |
| 51 | 386 | TAMIRJAN Anamaria | ROU | 6.00 | 8.40 | 8.30 | 8.40 | 8.00 | 8.40 | 8.00 | 8.275 | | 14.275 |
| 52 | 401 | KRASNIANSKA Iryna | UKR | 6.40 | 8.20 | 7.60 | 8.20 | 7.80 | 7.60 | 7.80 | 7.850 | | 14.250 |
| 53 | 385 | DRAGOI Gabriela | ROU | 6.10 | 7.80 | 8.20 | 8.30 | 7.50 | 8.20 | 8.30 | 8.125 | | 14.225 |
| 54 | 421 | MYS Gaelle | BEL | 5.80 | 8.70 | 8.20 | 8.50 | 8.30 | 8.40 | 8.30 | 8.375 | | 14.175 |
| 55 | 314 | FRANCO Ethiene | BRA | 5.70 | 8.80 | 8.30 | 8.30 | 8.40 | 8.60 | 8.20 | 8.400 | | 14.100 |
| 56 | 345 | WING Rebecca | GBR | 6.10 | 8.50 | 8.50 | 8.40 | 8.20 | 8.10 | 8.00 | 8.300 | 0.3 | 14.100 |
| 57 | 454 | HONG Un Jong | PRK | 6.00 | 8.30 | 8.40 | 8.00 | 8.10 | 7.90 | 8.00 | 8.100 | | 14.100 |
| 58 | 362 | FERRARI Vanessa | ITA | 6.70 | 7.30 | 7.20 | 8.10 | 7.60 | 7.20 | 7.30 | 7.350 | | 14.050 |
| 59 | 384 | GRIGORE Andreea | ROU | 5.80 | 8.00 | 8.40 | 8.10 | 8.20 | 8.30 | 8.10 | 8.175 | | 13.975 |
| 60 | 447 | HARMES Suzanne | NED | 6.00 | 7.90 | 8.20 | 8.00 | 8.10 | 7.70 | 7.70 | 7.925 | 0.1 | 13.825 |
| 61 | 466 | LOPEZ AROCHA J. | VEN | 5.80 | 8.00 | 7.80 | 8.20 | 7.50 | 8.00 | 8.30 | 8.000 | | 13.800 |
| 62 | 302 | BRENNAN Ashleigh | AUS | 6.10 | 8.00 | 8.10 | 8.00 | 7.50 | 8.30 | 7.50 | 7.900 | 0.3 | 13.700 |
| 63 | 424 | DAMIANOVA Nansy | CAN | 6.00 | 7.80 | 7.50 | 8.20 | 7.50 | 7.70 | 7.60 | 7.650 | | 13.650 |
| 64 | 405 | KOZICH Alina | UKR | 5.90 | 8.00 | 7.60 | 8.40 | 7.90 | 7.80 | 7.60 | 7.825 | 0.1 | 13.625 |
| 65 | 382 | IZBASA Sandra | ROU | 5.40 | 8.20 | 8.50 | 8.60 | 7.90 | 8.00 | 8.00 | 8.175 | | 13.575 |
| 66 | 365 | MACRI' Federica | ITA | 5.20 | 8.30 | 8.20 | 8.20 | 8.40 | 8.50 | 8.50 | 8.350 | | 13.550 |
| 67 | 438 | DE SIMONE Lenika | ESP | 6.10 | 7.20 | 8.20 | 7.40 | 7.80 | 7.20 | 7.40 | 7.450 | | 13.550 |
| 68 | 346 | CAIRNS Imogen | GBR | 5.50 | 8.20 | 8.30 | 8.70 | 7.90 | 8.20 | 8.40 | 8.275 | 0.3 | 13.475 |
| 69 | 342 | KING Marissa | GBR | 5.30 | 8.10 | 8.20 | 7.90 | 8.40 | 8.40 | 8.00 | 8.175 | | 13.475 |
| 70 | 445 | ZANEVSKAJA Jelena | LTU | 5.60 | 8.70 | 7.70 | 8.00 | 7.60 | 7.60 | 7.70 | 7.750 | | 13.350 |
| 71 | 465 | GALIULINA Luiza | UZB | 5.40 | 8.30 | 7.90 | 8.30 | 7.90 | 7.50 | 7.90 | 8.000 | 0.1 | 13.300 |
| 72 | 443 | BOCZOGO Dorina | HUN | 5.80 | 7.30 | 7.90 | 6.50 | 7.60 | 7.30 | 7.40 | 7.400 | | 13.200 |
| 73 | 429 | SANCHEZ Nathalia | COL | 5.50 | 7.90 | 7.60 | 8.00 | 7.50 | 7.70 | 7.30 | 7.675 | | 13.175 |
| 74 | 353 | HINDERMANN M. | GER | 6.90 | 5.30 | 6.90 | 5.90 | 6.60 | 6.40 | 6.00 | 6.225 | | 13.125 |
| 75 | 437 | CAMPOS Laura | ESP | 5.60 | 7.50 | 7.90 | 7.50 | 7.30 | 7.50 | 7.40 | 7.475 | | 13.075 |
| 76 | 374 | UEMURA Miki | JPN | 5.90 | 7.00 | 6.20 | 7.10 | 7.80 | 6.70 | 6.70 | 6.875 | | 12.775 |
| 77 | 423 | TANKOUCHEVA Nikolina | BUL | 4.80 | 8.60 | 8.10 | 8.60 | 7.80 | 8.20 | 7.90 | 8.200 | 0.3 | 12.700 |
| 78 | 446 | CANTU MATA Maricela | MEX | 5.70 | 7.00 | 6.80 | 7.10 | 6.90 | 7.00 | 6.20 | 6.925 | | 12.625 |
| 79 | 463 | KOVACOVA Ivana | SVK | 5.80 | 7.00 | 7.60 | 6.80 | 6.20 | 6.30 | 6.70 | 6.700 | | 12.500 |
| 80 | 422 | MARACHKOUSKAYA A. | BLR | 4.40 | 8.20 | 7.20 | 8.10 | 7.70 | 7.90 | 7.50 | 7.800 | | 12.200 |
| 81 | 444 | JO Hyunjoo | KOR | 5.60 | 6.20 | 6.70 | 5.60 | 6.90 | 6.20 | 6.00 | 6.275 | | 11.875 |
| 82 | 430 | ERCEG Tina | CRO | 6.10 | 5.90 | 5.80 | 6.50 | 5.50 | 5.80 | 5.80 | 5.825 | 0.1 | 11.825 |
| 83 | 436 | EL ZEINY Sherine | EGY | 4.30 | 6.30 | 6.50 | 7.20 | 6.90 | 6.70 | 6.00 | 6.600 | 0.3 | 10.600 |




NATIONAL INDOOR STADIUM
 国家体育馆
 PALAIS NATIONAL OMNISPORTS

SUN 星期日 DIM
 10 AUG 2008
 10:00

GYMNASTICS ARTISTIC
 竞技体操 / GYMNASTIQUE ARTISTIQUE

WOMEN'S QUALIFICATION
 女子资格赛 / QUALIFICATION DAMES

UNEVEN BARS
 高低杠 / BARRES ASYMÉTRIQUES




INDIVIDUAL JUDGES SCORES
 裁判员评分 / NOTES DES JUGES

CORRECTED



| Rank | Bib | Name | NOC Code | A Score | B1 UKR | B2 COL | B3 BUL | B4 GER | B5 LUX | B6 FIN | B Score | Pen. | Total |
|------|-----|------|----------|---------|--------|--------|--------|--------|--------|--------|---------|------|-------|
|------|-----|------|----------|---------|--------|--------|--------|--------|--------|--------|---------|------|-------|

Legend:
 A Difficulty score B1 - B6 Panel "B" judges 1 - 6 Pen Penalty
 Uneven Bars



INDIVIDUAL JUDGES SCORES

裁判员评分 / NOTES DES JUGES

CORRECTED



| Rank | Bib | Name | NOC Code | A Score | B1 ITA | B2 NED | B3 KOR | B4 GBR | B5 ARG | B6 AUT | B Score | Pen. | Total |
|------|-----|----------------------|----------|---------|--------|--------|--------|--------|--------|--------|---------|------|--------|
| 1 | 324 | LI Shanshan | CHN | 7.00 | 9.40 | 9.20 | 9.20 | 8.90 | 8.90 | 9.20 | 9.125 | | 16.125 |
| 2 | 412 | LIUKIN Nastia | USA | 6.60 | 9.40 | 9.40 | 9.30 | 9.50 | 9.40 | 9.30 | 9.375 | | 15.975 |
| 3 | 411 | JOHNSON Shawn | USA | 6.90 | 9.20 | 9.10 | 9.50 | 9.00 | 8.80 | 9.00 | 9.075 | | 15.975 |
| 4 | 415 | SACRAMONE Alicia | USA | 6.80 | 9.20 | 9.00 | 9.20 | 9.30 | 9.10 | 9.10 | 9.150 | | 15.950 |
| 5 | 321 | CHENG Fei | CHN | 6.70 | 9.20 | 9.00 | 9.30 | 9.30 | 9.30 | 9.40 | 9.275 | 0.1 | 15.875 |
| 6 | 394 | PAVLOVA Anna | RUS | 6.70 | 9.00 | 9.10 | 9.30 | 9.00 | 9.30 | 9.10 | 9.125 | | 15.825 |
| 7 | 391 | AFANASYEVA Ksenia | RUS | 6.60 | 9.10 | 9.20 | 9.30 | 9.10 | 9.00 | 9.30 | 9.175 | | 15.775 |
| 8 | 396 | SEMENOVA Ksenia | RUS | 6.60 | 9.10 | 9.20 | 9.00 | 9.20 | 9.20 | 9.20 | 9.175 | | 15.775 |
| 9 | 326 | DENG Linlin | CHN | 6.90 | 8.60 | 8.60 | 8.90 | 8.10 | 8.60 | 8.80 | 8.650 | | 15.550 |
| 10 | 416 | SLOAN Bridget | USA | 6.50 | 9.00 | 8.80 | 9.10 | 9.20 | 9.10 | 8.80 | 9.000 | | 15.500 |
| 11 | 325 | YANG Yilin | CHN | 6.50 | 9.00 | 8.90 | 9.10 | 9.10 | 9.00 | 8.90 | 9.000 | | 15.500 |
| 12 | 385 | DRAGOI Gabriela | ROU | 6.50 | 9.10 | 8.90 | 9.00 | 8.90 | 9.00 | 8.80 | 8.950 | | 15.450 |
| 13 | 371 | TSURUMI Koko | JPN | 6.50 | 8.70 | 8.90 | 8.80 | 9.10 | 9.10 | 8.90 | 8.925 | | 15.425 |
| 14 | 306 | MORGAN Shona | AUS | 6.50 | 8.90 | 8.90 | 8.70 | 9.10 | 8.90 | 8.70 | 8.850 | | 15.350 |
| 15 | 323 | JIANG Yuyuan | CHN | 6.40 | 9.00 | 8.80 | 9.30 | 8.70 | 8.60 | 8.90 | 8.850 | | 15.250 |
| 16 | 382 | IZBASA Sandra | ROU | 6.50 | 8.70 | 8.70 | 8.90 | 8.70 | 8.70 | 8.80 | 8.725 | | 15.225 |
| 17 | 386 | TAMIRJAN Anamaria | ROU | 6.40 | 8.90 | 9.00 | 8.90 | 8.50 | 8.70 | 8.70 | 8.800 | | 15.200 |
| 18 | 366 | PAROLARI Lia | ITA | 6.20 | 9.20 | 9.10 | 8.80 | 8.70 | 9.10 | 8.90 | 8.975 | | 15.175 |
| 19 | 405 | KOZICH Alina | UKR | 6.60 | 8.40 | 8.70 | 8.50 | 9.00 | 8.60 | 8.50 | 8.575 | | 15.175 |
| 20 | 425 | HOPFNER-HIBBS Elyse | CAN | 6.20 | 9.00 | 9.00 | 9.10 | 8.70 | 8.90 | 8.80 | 8.925 | | 15.125 |
| 21 | 431 | PALESOVA Kristyna | CZE | 6.40 | 8.70 | 8.60 | 9.00 | 8.90 | 8.40 | 8.50 | 8.675 | | 15.075 |
| 22 | 381 | NISTOR Steliana | ROU | 6.70 | 8.60 | 8.60 | 8.30 | 8.20 | 8.10 | 8.40 | 8.375 | | 15.075 |
| 23 | 376 | SHINTAKE Yuko | JPN | 6.00 | 9.30 | 8.90 | 9.10 | 9.00 | 8.90 | 9.20 | 9.050 | | 15.050 |
| 24 | 301 | BONORA Georgia | AUS | 6.20 | 8.80 | 8.90 | 8.70 | 8.60 | 9.10 | 8.90 | 8.825 | | 15.025 |
| 25 | 401 | KRASNIANSKA Iryna | UKR | 6.70 | 8.30 | 8.30 | 8.40 | 8.40 | 8.10 | 8.30 | 8.325 | | 15.025 |
| 26 | 332 | DUGAIN Laetitia | FRA | 6.30 | 8.60 | 8.50 | 8.80 | 8.90 | 8.20 | 8.80 | 8.675 | | 14.975 |
| 27 | 404 | ZGOBA Dariya | UKR | 6.20 | 8.70 | 8.60 | 8.60 | 8.70 | 8.70 | 8.90 | 8.675 | | 14.875 |
| 28 | 375 | KURODA Mayu | JPN | 6.10 | 8.90 | 8.80 | 9.10 | 8.50 | 8.60 | 8.70 | 8.750 | | 14.850 |
| 29 | 335 | PETIT Marine | FRA | 6.30 | 8.60 | 8.30 | 8.50 | 8.20 | 8.60 | 8.60 | 8.500 | | 14.800 |
| 30 | 421 | MYS Gaelle | BEL | 6.40 | 8.40 | 8.70 | 8.40 | 8.00 | 8.50 | 8.30 | 8.400 | | 14.800 |
| 31 | 362 | FERRARI Vanessa | ITA | 6.60 | 8.30 | 7.70 | 8.40 | 8.10 | 8.10 | 8.20 | 8.175 | | 14.775 |
| 32 | 315 | BARBOSA Jade | BRA | 6.60 | 8.10 | 8.10 | 8.00 | 8.30 | 8.20 | 8.00 | 8.100 | | 14.700 |
| 33 | 458 | KASLIN Ariella | SUI | 6.70 | 8.10 | 7.40 | 8.30 | 8.00 | 7.90 | 7.80 | 7.950 | | 14.650 |
| 34 | 402 | PROSKURINA Maryna | UKR | 5.80 | 8.80 | 8.80 | 9.00 | 8.90 | 8.80 | 8.60 | 8.825 | | 14.625 |
| 35 | 331 | DEBAUVE Marine | FRA | 6.20 | 8.10 | 8.50 | 8.50 | 8.30 | 8.40 | 8.60 | 8.425 | | 14.625 |
| 36 | 393 | KRAMARENKO Ekaterina | RUS | 6.50 | 8.20 | 8.00 | 8.20 | 8.10 | 8.40 | 8.00 | 8.125 | | 14.625 |
| 37 | 395 | GREBENKOVA Lyudmila | RUS | 6.70 | 7.80 | 7.80 | 8.00 | 8.00 | 7.90 | 7.90 | 7.900 | | 14.600 |
| 38 | 374 | UEMURA Miki | JPN | 6.00 | 8.60 | 8.60 | 8.60 | 8.40 | 8.50 | 8.70 | 8.575 | | 14.575 |
| 39 | 345 | WING Rebecca | GBR | 6.10 | 8.80 | 8.50 | 8.60 | 8.50 | 8.20 | 8.30 | 8.475 | | 14.575 |
| 40 | 333 | LINDOR Katheleen | FRA | 6.10 | 8.50 | 8.70 | 8.30 | 7.90 | 8.60 | 8.50 | 8.475 | | 14.575 |
| 41 | 442 | BISMPIKOU Stefani | GRE | 6.40 | 8.40 | 8.00 | 8.30 | 7.90 | 7.90 | 8.10 | 8.075 | | 14.475 |
| 42 | 314 | FRANCO Ethiene | BRA | 5.60 | 8.80 | 8.50 | 9.00 | 8.70 | 8.90 | 8.80 | 8.800 | | 14.400 |
| 43 | 351 | CHUSOVITINA O. | GER | 6.20 | 8.30 | 8.40 | 8.30 | 7.70 | 8.20 | 8.00 | 8.200 | | 14.400 |



INDIVIDUAL JUDGES SCORES

裁判员评分 / NOTES DES JUGES

CORRECTED



| Rank | Bib | Name | NOC Code | A Score | B1 ITA | B2 NED | B3 KOR | B4 GBR | B5 ARG | B6 AUT | B Score | Pen. | Total |
|------|-----|----------------------|----------|---------|--------|--------|--------|--------|--------|--------|---------|------|--------|
| 44 | 361 | BERGAMELLI Monica | ITA | 5.60 | 9.00 | 8.80 | 8.60 | 8.60 | 8.90 | 8.70 | 8.750 | | 14.350 |
| 45 | 344 | WHELAN Hannah | GBR | 6.10 | 8.10 | 8.20 | 8.80 | 8.50 | 7.60 | 8.10 | 8.225 | | 14.325 |
| 46 | 342 | KING Marissa | GBR | 6.10 | 8.30 | 8.10 | 8.10 | 8.40 | 8.40 | 7.90 | 8.225 | | 14.325 |
| 47 | 372 | OSHIMA Kyoko | JPN | 5.90 | 8.90 | 8.30 | 8.80 | 7.90 | 8.20 | 8.30 | 8.400 | | 14.300 |
| 48 | 403 | HOLENKOVA Valentyna | UKR | 6.40 | 8.00 | 7.80 | 7.90 | 7.90 | 7.80 | 7.90 | 7.875 | | 14.275 |
| 49 | 424 | DAMIANOVA Nansy | CAN | 6.10 | 8.30 | 8.00 | 8.10 | 7.70 | 8.30 | 8.20 | 8.150 | | 14.250 |
| 50 | 341 | DOWNIE Becky | GBR | 6.20 | 7.70 | 8.20 | 8.00 | 8.00 | 8.30 | 7.90 | 8.025 | | 14.225 |
| 51 | 346 | CAIRNS Imogen | GBR | 5.80 | 8.70 | 8.50 | 8.30 | 8.80 | 7.90 | 8.00 | 8.375 | | 14.175 |
| 52 | 383 | ACATRINEI Andreea | ROU | 6.10 | 8.30 | 7.70 | 8.30 | 8.00 | 8.00 | 8.00 | 8.075 | | 14.175 |
| 53 | 465 | GALIULINA Luiza | UZB | 6.30 | 7.80 | 7.70 | 8.30 | 8.00 | 7.80 | 7.90 | 7.875 | | 14.175 |
| 54 | 302 | BRENNAN Ashleigh | AUS | 6.30 | 7.80 | 8.00 | 8.20 | 7.90 | 7.70 | 7.50 | 7.850 | | 14.150 |
| 55 | 464 | SAJN Adela | SLO | 6.00 | 8.00 | 8.20 | 8.00 | 8.40 | 8.20 | 7.90 | 8.100 | | 14.100 |
| 56 | 438 | DE SIMONE Lenika | ESP | 6.20 | 8.00 | 7.70 | 7.20 | 7.90 | 8.10 | 8.00 | 7.900 | | 14.100 |
| 57 | 303 | MITCHELL Lauren | AUS | 6.70 | 7.40 | 7.30 | 7.70 | 7.40 | 7.40 | 7.40 | 7.400 | | 14.100 |
| 58 | 354 | ABEL Katja | GER | 5.70 | 8.40 | 8.50 | 8.20 | 8.30 | 8.40 | 8.40 | 8.375 | | 14.075 |
| 59 | 430 | ERCEG Tina | CRO | 5.90 | 8.40 | 8.10 | 8.10 | 8.60 | 8.10 | 8.10 | 8.175 | | 14.075 |
| 60 | 466 | LOPEZ AROCHA J. | VEN | 5.80 | 8.10 | 8.30 | 8.40 | 8.20 | 8.10 | 8.40 | 8.250 | | 14.050 |
| 61 | 313 | HYPOLITO Daniele | BRA | 6.30 | 7.90 | 7.70 | 7.40 | 7.20 | 8.10 | 7.80 | 7.700 | | 14.000 |
| 62 | 437 | CAMPOS Laura | ESP | 6.30 | 8.40 | 7.60 | 7.80 | 7.30 | 7.40 | 7.90 | 7.675 | | 13.975 |
| 63 | 443 | BOCZOGO Dorina | HUN | 5.40 | 8.70 | 8.70 | 8.40 | 8.40 | 8.70 | 8.30 | 8.550 | | 13.950 |
| 64 | 355 | MOEBIUS Joeline | GER | 6.00 | 8.20 | 8.00 | 7.60 | 8.10 | 7.80 | 7.80 | 7.925 | | 13.925 |
| 65 | 363 | GIOVANNINI Carlotta | ITA | 5.40 | 8.70 | 8.70 | 8.60 | 8.20 | 8.50 | 8.20 | 8.500 | | 13.900 |
| 66 | 364 | BENOLLI Francesca | ITA | 5.30 | 8.50 | 8.70 | 8.30 | 8.80 | 8.40 | 8.60 | 8.550 | | 13.850 |
| 67 | 447 | HARMES Suzanne | NED | 5.30 | 8.70 | 8.70 | 8.10 | 8.80 | 8.30 | 8.40 | 8.525 | | 13.825 |
| 68 | 429 | SANCHEZ Nathalia | COL | 6.10 | 7.60 | 7.90 | 7.70 | 7.90 | 7.70 | 7.60 | 7.725 | | 13.825 |
| 69 | 334 | MOREL Pauline | FRA | 6.70 | 7.30 | 6.90 | 7.20 | 7.20 | 6.90 | 6.80 | 7.050 | | 13.750 |
| 70 | 422 | MARACHKOUSKAYA A. | BLR | 5.80 | 7.20 | 7.60 | 8.10 | 8.10 | 7.70 | 7.80 | 7.800 | | 13.600 |
| 71 | 316 | SOUZA Lais | BRA | 5.70 | 7.80 | 7.90 | 7.90 | 8.00 | 7.70 | 7.90 | 7.875 | | 13.575 |
| 72 | 452 | PIHAN Marta | POL | 6.30 | 7.10 | 7.40 | 7.60 | 7.20 | 7.20 | 7.00 | 7.225 | | 13.525 |
| 73 | 311 | SILVA Ana | BRA | 5.50 | 8.10 | 7.80 | 8.20 | 7.80 | 8.10 | 7.90 | 7.975 | | 13.475 |
| 74 | 353 | HINDERMANN M. | GER | 6.20 | 7.20 | 7.50 | 7.40 | 7.10 | 7.10 | 7.20 | 7.225 | | 13.425 |
| 75 | 444 | JO Hyunjoo | KOR | 6.30 | 7.10 | 7.30 | 8.00 | 6.60 | 7.10 | 6.90 | 7.100 | | 13.400 |
| 76 | 445 | ZANEVSKAJA Jelena | LTU | 5.60 | 7.70 | 7.80 | 7.90 | 7.40 | 7.80 | 7.80 | 7.775 | | 13.375 |
| 77 | 436 | EL ZEINY Sherine | EGY | 5.50 | 7.50 | 7.60 | 7.30 | 7.30 | 7.70 | 7.60 | 7.500 | | 13.000 |
| 78 | 454 | HONG Un Jong | PRK | 6.20 | 6.80 | 6.50 | 6.80 | 6.10 | 6.60 | 6.60 | 6.625 | | 12.825 |
| 79 | 446 | CANTU MATA Maricela | MEX | 5.90 | 7.20 | 6.70 | 6.60 | 7.10 | 6.60 | 6.80 | 6.800 | | 12.700 |
| 80 | 305 | JOURA Daria | AUS | 5.00 | 7.50 | 7.60 | 7.30 | 7.20 | 7.60 | 7.50 | 7.475 | | 12.475 |
| 81 | 463 | KOVACOVA Ivana | SVK | 5.70 | 6.70 | 6.60 | 7.10 | 5.90 | 6.80 | 6.50 | 6.650 | | 12.350 |
| 82 | 423 | TANKOUCHEVA Nikolina | BUL | 4.90 | 7.40 | 7.40 | 7.20 | 7.00 | 7.00 | 7.10 | 7.175 | | 12.075 |
| 83 | 356 | BIJAK Daria | GER | 4.70 | 6.50 | 6.20 | 6.70 | 6.60 | 6.30 | 6.40 | 6.450 | | 11.150 |




NATIONAL INDOOR STADIUM
 国家体育馆
 PALAIS NATIONAL OMNISPORTS

SUN 星期日 DIM
 10 AUG 2008
 10:00

GYMNASTICS ARTISTIC
 竞技体操 / GYMNASTIQUE ARTISTIQUE

WOMEN'S QUALIFICATION
 女子资格赛 / QUALIFICATION DAMES

BEAM
 平衡木 / POUTRE



INDIVIDUAL JUDGES SCORES
 裁判员评分 / NOTES DES JUGES

CORRECTED



| Rank | Bib | Name | NOC Code | A Score | B1 ITA | B2 NED | B3 KOR | B4 GBR | B5 ARG | B6 AUT | B Score | Pen. | Total |
|------|-----|------|----------|---------|--------|--------|--------|--------|--------|--------|---------|------|-------|
|------|-----|------|----------|---------|--------|--------|--------|--------|--------|--------|---------|------|-------|

Legend:
 A Difficulty score B1 - B6 Panel "B" judges 1 - 6 Pen Penalty
 Beam



INDIVIDUAL JUDGES SCORES

裁判员评分 / NOTES DES JUGES

CORRECTED



| Rank | Bib | Name | NOC Code | A Score | B1 SUI | B2 BLR | B3 POL | B4 ESP | B5 SWE | B6 RSA | B Score | Pen. | Total |
|------|-----|----------------------|----------|---------|--------|--------|--------|--------|--------|--------|---------|------|--------|
| 1 | 321 | CHENG Fei | CHN | 6.60 | 9.10 | 9.50 | 9.30 | 9.10 | 9.10 | 8.70 | 9.150 | | 15.750 |
| 2 | 382 | IZBASA Sandra | ROU | 6.50 | 8.80 | 9.10 | 9.10 | 8.90 | 9.10 | 8.80 | 8.975 | | 15.475 |
| 3 | 411 | JOHNSON Shawn | USA | 6.30 | 9.10 | 9.10 | 9.20 | 9.20 | 8.80 | 9.10 | 9.125 | | 15.425 |
| 4 | 412 | LIUKIN Nastia | USA | 6.20 | 9.00 | 9.30 | 9.20 | 9.00 | 9.20 | 9.20 | 9.150 | | 15.350 |
| 5 | 312 | SANTOS Daiane | BRA | 6.40 | 9.10 | 9.10 | 8.70 | 9.00 | 9.00 | 8.80 | 8.975 | 0.1 | 15.275 |
| 6 | 393 | KRAMARENKO Ekaterina | RUS | 6.10 | 8.80 | 9.20 | 9.10 | 9.00 | 9.00 | 9.10 | 9.050 | | 15.150 |
| 7 | 394 | PAVLOVA Anna | RUS | 5.90 | 9.30 | 9.30 | 9.30 | 9.20 | 9.10 | 9.10 | 9.225 | | 15.125 |
| 8 | 323 | JIANG Yuyuan | CHN | 6.20 | 8.60 | 9.50 | 9.10 | 8.70 | 9.00 | 8.60 | 8.850 | | 15.050 |
| 9 | 391 | AFANASYEVA Ksenia | RUS | 6.10 | 9.10 | 8.90 | 8.90 | 8.90 | 9.00 | 8.80 | 8.925 | | 15.025 |
| 10 | 325 | YANG Yilin | CHN | 6.20 | 8.70 | 9.30 | 8.90 | 8.70 | 8.90 | 8.50 | 8.800 | | 15.000 |
| 11 | 343 | TWEDDLE Beth | GBR | 6.40 | 8.90 | 8.90 | 9.00 | 8.80 | 8.80 | 8.60 | 8.850 | 0.3 | 14.950 |
| 12 | 326 | DENG Linlin | CHN | 6.20 | 8.70 | 9.30 | 9.00 | 8.80 | 8.50 | 8.50 | 8.750 | | 14.950 |
| 13 | 315 | BARBOSA Jade | BRA | 6.00 | 8.50 | 9.10 | 9.20 | 9.10 | 8.80 | 9.00 | 9.000 | 0.1 | 14.900 |
| 14 | 416 | SLOAN Bridget | USA | 6.20 | 8.90 | 9.10 | 9.00 | 9.00 | 8.90 | 8.90 | 8.950 | 0.3 | 14.850 |
| 15 | 311 | SILVA Ana | BRA | 5.90 | 8.90 | 9.00 | 9.00 | 8.70 | 8.70 | 9.00 | 8.900 | | 14.800 |
| 16 | 383 | ACATRINEI Andreea | ROU | 6.20 | 8.50 | 8.60 | 8.70 | 8.60 | 8.40 | 8.60 | 8.575 | | 14.775 |
| 17 | 303 | MITCHELL Lauren | AUS | 6.10 | 8.70 | 8.90 | 8.90 | 8.90 | 8.50 | 8.90 | 8.850 | 0.3 | 14.650 |
| 18 | 362 | FERRARI Vanessa | ITA | 6.00 | 8.60 | 8.70 | 8.90 | 8.70 | 8.60 | 8.50 | 8.650 | | 14.650 |
| 19 | 302 | BRENNAN Ashleigh | AUS | 6.00 | 8.40 | 8.90 | 8.90 | 8.80 | 8.60 | 8.60 | 8.725 | 0.1 | 14.625 |
| 20 | 334 | MOREL Pauline | FRA | 5.90 | 8.60 | 8.70 | 8.80 | 8.80 | 8.90 | 8.50 | 8.725 | | 14.625 |
| 21 | 447 | HARMES Suzanne | NED | 6.00 | 8.60 | 8.60 | 8.70 | 8.50 | 8.50 | 8.70 | 8.600 | | 14.600 |
| 22 | 366 | PAROLARI Lia | ITA | 5.70 | 8.90 | 8.90 | 8.90 | 8.80 | 8.80 | 9.00 | 8.875 | | 14.575 |
| 23 | 346 | CAIRNS Imogen | GBR | 5.80 | 8.80 | 9.00 | 8.70 | 8.70 | 8.60 | 8.80 | 8.750 | | 14.550 |
| 24 | 381 | NISTOR Steliana | ROU | 6.00 | 8.30 | 8.40 | 8.70 | 8.80 | 8.60 | 8.50 | 8.550 | | 14.550 |
| 25 | 306 | MORGAN Shona | AUS | 5.80 | 8.70 | 8.80 | 8.70 | 8.70 | 8.60 | 8.80 | 8.725 | | 14.525 |
| 26 | 301 | BONORA Georgia | AUS | 5.90 | 8.40 | 8.70 | 8.70 | 8.80 | 8.30 | 8.70 | 8.625 | | 14.525 |
| 27 | 386 | TAMIRJAN Anamaria | ROU | 5.80 | 8.50 | 8.70 | 8.90 | 8.80 | 8.70 | 8.60 | 8.700 | | 14.500 |
| 28 | 356 | BIJAK Daria | GER | 5.80 | 8.70 | 8.90 | 8.70 | 8.70 | 8.60 | 8.50 | 8.675 | | 14.475 |
| 29 | 396 | SEMENOVA Ksenia | RUS | 5.80 | 8.70 | 8.70 | 8.70 | 8.80 | 8.60 | 8.60 | 8.675 | | 14.475 |
| 30 | 351 | CHUSOVITINA O. | GER | 5.80 | 8.80 | 9.00 | 8.60 | 8.80 | 8.70 | 8.70 | 8.750 | 0.1 | 14.450 |
| 31 | 415 | SACRAMONE Alicia | USA | 6.10 | 8.70 | 8.80 | 9.00 | 8.80 | 8.90 | 8.80 | 8.825 | 0.5 | 14.425 |
| 32 | 335 | PETIT Marine | FRA | 5.60 | 8.70 | 8.90 | 8.80 | 8.70 | 8.80 | 8.80 | 8.775 | | 14.375 |
| 33 | 332 | DUGAIN Laetitia | FRA | 5.60 | 8.70 | 8.80 | 8.80 | 8.70 | 8.60 | 8.70 | 8.725 | | 14.325 |
| 34 | 371 | TSURUMI Koko | JPN | 5.70 | 8.30 | 8.40 | 8.80 | 8.90 | 8.60 | 8.70 | 8.625 | | 14.325 |
| 35 | 314 | FRANCO Ethiene | BRA | 5.70 | 8.40 | 8.60 | 8.50 | 8.60 | 8.60 | 8.60 | 8.575 | | 14.275 |
| 36 | 355 | MOEBIUS Joeline | GER | 5.90 | 8.40 | 8.40 | 8.30 | 8.30 | 8.40 | 8.40 | 8.375 | | 14.275 |
| 37 | 313 | HYPOLITO Daniele | BRA | 5.50 | 8.80 | 8.90 | 8.60 | 8.80 | 8.40 | 8.80 | 8.750 | | 14.250 |
| 38 | 385 | DRAGOI Gabriela | ROU | 5.90 | 8.20 | 8.40 | 8.40 | 8.40 | 8.20 | 8.40 | 8.350 | | 14.250 |
| 39 | 337 | BELLEMARE R. | FRA | 5.60 | 8.40 | 8.70 | 8.70 | 8.60 | 8.50 | 8.70 | 8.625 | | 14.225 |
| 40 | 324 | LI Shanshan | CHN | 5.70 | 8.50 | 9.10 | 8.50 | 8.50 | 8.30 | 8.50 | 8.500 | | 14.200 |
| 41 | 376 | SHINTAKE Yuko | JPN | 5.50 | 8.60 | 8.40 | 8.70 | 8.70 | 8.80 | 8.70 | 8.675 | | 14.175 |
| 42 | 372 | OSHIMA Kyoko | JPN | 5.80 | 8.70 | 8.40 | 8.30 | 8.30 | 8.10 | 8.50 | 8.375 | | 14.175 |
| 43 | 341 | DOWNIE Becky | GBR | 5.70 | 8.20 | 8.40 | 8.80 | 8.60 | 8.50 | 8.30 | 8.450 | | 14.150 |



INDIVIDUAL JUDGES SCORES

裁判员评分 / NOTES DES JUGES

CORRECTED



| Rank | Bib | Name | NOC Code | A Score | B1 SUI | B2 BLR | B3 POL | B4 ESP | B5 SWE | B6 RSA | B Score | Pen. | Total |
|------|-----|----------------------|----------|---------|--------|--------|--------|--------|--------|--------|---------|------|--------|
| 44 | 403 | HOLENKOVA Valentyna | UKR | 5.40 | 8.80 | 8.70 | 8.70 | 8.80 | 8.70 | 8.70 | 8.725 | | 14.125 |
| 45 | 452 | PIHAN Marta | POL | 5.60 | 8.70 | 8.60 | 8.30 | 8.60 | 8.60 | 8.30 | 8.525 | | 14.125 |
| 46 | 344 | WHELAN Hannah | GBR | 5.70 | 8.40 | 8.50 | 8.70 | 8.70 | 8.50 | 8.40 | 8.525 | 0.1 | 14.125 |
| 47 | 421 | MYS Gaelle | BEL | 5.60 | 8.60 | 8.50 | 8.80 | 8.50 | 8.50 | 8.40 | 8.525 | | 14.125 |
| 48 | 424 | DAMIANOVA Nansy | CAN | 5.50 | 8.50 | 8.60 | 8.80 | 8.70 | 8.60 | 8.50 | 8.600 | | 14.100 |
| 49 | 331 | DEBAUVE Marine | FRA | 5.50 | 8.70 | 8.60 | 8.60 | 8.60 | 8.60 | 8.50 | 8.600 | | 14.100 |
| 50 | 446 | CANTU MATA Maricela | MEX | 5.40 | 8.60 | 8.50 | 8.70 | 8.60 | 8.60 | 8.70 | 8.625 | | 14.025 |
| 51 | 422 | MARACHKOUSKAYA A. | BLR | 5.80 | 8.40 | 8.70 | 8.40 | 8.10 | 8.20 | 8.30 | 8.325 | 0.1 | 14.025 |
| 52 | 466 | LOPEZ AROCHA J. | VEN | 5.60 | 8.30 | 8.90 | 8.50 | 8.40 | 8.30 | 8.60 | 8.450 | 0.1 | 13.950 |
| 53 | 392 | KLYUKINA Svetlana | RUS | 5.60 | 8.30 | 8.20 | 8.60 | 8.60 | 8.40 | 8.50 | 8.450 | 0.1 | 13.950 |
| 54 | 443 | BOCZOGO Dorina | HUN | 5.50 | 8.40 | 8.70 | 8.70 | 8.40 | 8.30 | 8.60 | 8.525 | 0.1 | 13.925 |
| 55 | 458 | KASLIN Ariella | SUI | 5.60 | 8.80 | 8.30 | 8.50 | 8.40 | 8.30 | 8.20 | 8.375 | 0.1 | 13.875 |
| 56 | 425 | HOPFNER-HIBBS Elyse | CAN | 5.90 | 8.40 | 8.10 | 8.60 | 8.30 | 8.20 | 8.20 | 8.275 | 0.3 | 13.875 |
| 57 | 438 | DE SIMONE Lenika | ESP | 5.60 | 8.10 | 8.10 | 8.60 | 8.60 | 8.10 | 8.20 | 8.250 | | 13.850 |
| 58 | 454 | HONG Un Jong | PRK | 5.90 | 7.90 | 8.30 | 8.20 | 8.10 | 8.00 | 7.90 | 8.050 | 0.1 | 13.850 |
| 59 | 373 | MINOBE Yu | JPN | 5.40 | 8.40 | 8.60 | 8.00 | 8.40 | 8.40 | 8.50 | 8.425 | | 13.825 |
| 60 | 365 | MACRI' Federica | ITA | 5.10 | 8.90 | 8.50 | 8.70 | 8.70 | 8.70 | 8.70 | 8.700 | | 13.800 |
| 61 | 437 | CAMPOS Laura | ESP | 5.60 | 8.40 | 7.40 | 8.30 | 8.70 | 8.10 | 8.30 | 8.275 | 0.1 | 13.775 |
| 62 | 342 | KING Marissa | GBR | 5.50 | 8.10 | 8.40 | 8.30 | 8.20 | 8.00 | 8.50 | 8.250 | | 13.750 |
| 63 | 464 | SAJN Adela | SLO | 5.30 | 8.50 | 8.50 | 8.60 | 8.20 | 8.40 | 8.20 | 8.400 | | 13.700 |
| 64 | 430 | ERCEG Tina | CRO | 5.50 | 8.20 | 8.20 | 8.20 | 8.40 | 8.20 | 8.00 | 8.200 | | 13.700 |
| 65 | 402 | PROSKURINA Maryna | UKR | 5.30 | 8.30 | 8.70 | 8.40 | 8.30 | 8.50 | 8.30 | 8.375 | | 13.675 |
| 66 | 364 | BENOLLI Francesca | ITA | 4.90 | 8.80 | 8.80 | 8.70 | 8.60 | 8.70 | 8.50 | 8.700 | | 13.600 |
| 67 | 442 | BISMPIKOU Stefani | GRE | 5.60 | 8.10 | 8.20 | 8.30 | 8.40 | 8.20 | 8.40 | 8.275 | 0.3 | 13.575 |
| 68 | 363 | GIOVANNINI Carlotta | ITA | 5.70 | 7.80 | 8.10 | 7.90 | 8.00 | 7.70 | 7.80 | 7.875 | | 13.575 |
| 69 | 354 | ABEL Katja | GER | 5.60 | 8.20 | 8.30 | 8.60 | 8.20 | 8.40 | 8.20 | 8.275 | 0.4 | 13.475 |
| 70 | 305 | JOURA Daria | AUS | 6.20 | 7.00 | 7.20 | 7.30 | 7.40 | 7.30 | 7.20 | 7.250 | | 13.450 |
| 71 | 444 | JO Hyunjoo | KOR | 5.70 | 7.90 | 7.80 | 8.00 | 7.60 | 7.80 | 7.60 | 7.775 | 0.1 | 13.375 |
| 72 | 445 | ZANEVSKAJA Jelena | LTU | 5.10 | 8.20 | 8.40 | 8.40 | 8.20 | 8.00 | 8.20 | 8.250 | | 13.350 |
| 73 | 431 | PALESOVA Kristyna | CZE | 5.60 | 7.30 | 7.70 | 7.90 | 8.00 | 7.70 | 7.50 | 7.700 | | 13.300 |
| 74 | 406 | KOVAL Anastasiia | UKR | 5.00 | 8.00 | 8.00 | 8.30 | 8.00 | 7.80 | 8.00 | 8.000 | | 13.000 |
| 75 | 429 | SANCHEZ Nathalia | COL | 5.30 | 7.40 | 7.70 | 7.80 | 7.60 | 7.80 | 7.70 | 7.700 | | 13.000 |
| 76 | 374 | UEMURA Miki | JPN | 5.30 | 7.60 | 7.50 | 7.30 | 7.70 | 7.50 | 7.90 | 7.575 | | 12.875 |
| 77 | 423 | TANKOUCHEVA Nikolina | BUL | 4.70 | 8.10 | 8.10 | 8.40 | 8.30 | 8.20 | 8.40 | 8.250 | 0.1 | 12.850 |
| 78 | 436 | EL ZEINY Sherine | EGY | 5.40 | 7.40 | 7.60 | 7.30 | 7.40 | 7.30 | 7.20 | 7.350 | 0.1 | 12.650 |
| 79 | 353 | HINDERMANN M. | GER | 4.80 | 7.90 | 7.70 | 7.90 | 8.10 | 8.00 | 7.80 | 7.900 | 0.3 | 12.400 |
| 80 | 465 | GALIULINA Luiza | UZB | 4.70 | 8.00 | 8.30 | 7.90 | 8.00 | 7.90 | 8.00 | 7.975 | 0.3 | 12.375 |
| 81 | 405 | KOZICH Alina | UKR | 4.90 | 7.50 | 7.80 | 7.80 | 7.70 | 7.40 | 7.20 | 7.600 | 0.5 | 12.000 |

Gymnast DO Thi Ngan Thuong VIE Disqualified due to violation of anti-doping rules

| | | | |
|--|------------------|---------|------------------------|
| Legend: | | | |
| A | Difficulty score | B1 - B6 | Panel "B" judges 1 - 6 |
| Pen | Penalty | | |
|  | Floor | | |



JUDGES ASSIGNMENT

裁判名单 / COMPOSITION DU JURY

Superior Jury

| | | |
|--------------------------|-----|------------------------|
| KIM Nellie | FIG | President |
| ANDRIANOVA Liubov | FIG | Vice-president |
| HARINISHI Yoshie | FIG | Member |
| YAN Ninan | FIG | Vault Supervisor |
| SACCHI Donatella | FIG | Uneven Bars Supervisor |
| MIHAILESCU GRIGORAS Anca | FIG | Beam Supervisor |
| DOWDELL Kym Michelle | FIG | Floor Supervisor |



| Function | Name | NOC Code |
|----------|--------------------------------|----------|
| A1 | GIRAL Patricia Raymonde Yvette | FIG |
| A2 | TEREKHINA Raisa | FIG |
| B1 | SABOGAL de DOMINGUEZ Blanca C. | COL |
| B2 | GRATT Johanna | AUT |
| B3 | LEE W O LEE Jung Hyun | KOR |
| B4 | de JONG E V MOLEMA Aukje | NED |
| B5 | SHAI Orna Erena | ISR |
| B6 | ENSLow Avril Dorothy | NZL |
| Line 1 | DAI Yuying | CHN |



| Function | Name | NOC Code |
|----------|-----------------------------|----------|
| A1 | LISKAROVA Hana | FIG |
| A2 | PANICHAS Patricia Grace | FIG |
| B1 | CALABRO Monica Liliana | ARG |
| B2 | SAN MARTIN LOPEZ Maria Jose | ESP |
| B3 | HOFFMANN Marie Paule C | LUX |
| B4 | BASLA Carmen Maria | ITA |
| B5 | COLAGIURI Helen | AUS |
| B6 | LEEWORTHY Robin Jane | GBR |
| Timer 1 | MO Ruirong | CHN |
| Timer 2 | LIN Ying | CHN |



| Function | Name | NOC Code |
|----------|---------------------------------|----------|
| A1 | VALENZO AOKI Naomi Chieko | FIG |
| A2 | MAO Peiwen | FIG |
| B1 | van DOOREN Marleen Josepha M. | BEL |
| B2 | TANKOUCHEVA Neli Nikolova | BUL |
| B3 | LATSONA Evgenia | GRE |
| B4 | KOROLENKO Lyudmyla | UKR |
| B5 | FUNK GEB RAITHEL Inge Elsa Lisa | GER |
| B6 | GORDON Debbie Ann | RSA |
| Timer | ZHOU Xiaoling | CHN |



| Function | Name | NOC Code |
|----------|-------------------------------|----------|
| A1 | SMITH Lynn Marie | FIG |
| A2 | SAKURAI Rieko | FIG |
| B1 | KOSHEL Antonina | BLR |
| B2 | GOTHBURG Agneta Birgersdotter | SWE |
| B3 | URACZ-KOCUR Joanna Janina | POL |
| B4 | SAWASATO Yumi Yamamoto | BRA |
| B5 | DIDILESCU Olga Fanica | ROU |
| B6 | MARTINET Sylvie | SUI |
| Timer | CHEN Guangsheng | CHN |
| Line 1 | ZHU Jieya | CHN |
| Line 2 | ZHU Zheng | CHN |

Legend:

Ax Panel 'A' judges

Bx Panel 'B' judges



Vault



Uneven Bars



Beam








Floor



RESULTS





比赛成绩 / RÉSULTATS

| Rank | Bib | NOC Name | Total |  |  |  |  |
|----------|-----|---------------------------------|----------------|---|--|---|---|
| 1 | | CHN - China | 188.900 | <u>46.350</u> (2) | 49.625 (1) | 47.125 (2) | 45.800 (1) |
| | 321 | CHENG Fei | 46.600 | 16.000 | | 15.150 | 15.450 |
| | 322 | HE Kexin | 16.850 | | 16.850 | | |
| | 323 | JIANG Yuyuan | 31.175 | | 15.975 | | 15.200 |
| | 324 | LI Shanshan | 16.050 | | | 16.050 | |
| | 325 | YANG Yilin | 31.900 | 15.100 | 16.800 | | |
| | 326 | DENG Linlin | 46.325 | 15.250 | | 15.925 | 15.150 |
| 2 | | USA - United States | 186.525 | <u>46.875</u> (1) | 47.975 (2) | 47.250 (1) | 44.425 (3) |
| | 411 | JOHNSON Shawn | 62.625 | 16.000 | 15.350 | 16.175 | 15.100 |
| | 412 | LIUKIN Nastia | 48.075 | | 16.900 | 15.975 | 15.200 |
| | 413 | MEMMEL Chellsie | 15.725 | | 15.725 | | |
| | 414 | PESZEK Samantha | | | | | |
| | 415 | SACRAMONE Alicia | 44.900 | 15.675 | | 15.100 | 14.125 |
| | 416 | SLOAN Bridget | 15.200 | 15.200 | | | |
| 3 | | ROU - Romania | 181.525 | 45.275 (4) | <u>45.000</u> (5) | 46.175 (3) | 45.075 (2) |
| | 381 | NISTOR Steliana | 60.925 | 15.050 | 16.150 | 15.150 | 14.575 |
| | 382 | IZBASA Sandra | 46.250 | 15.100 | | 15.600 | 15.550 |
| | 383 | ACATRINEI Andreea | | | | | |
| | 384 | GRIGORE Andreea | | | | | |
| | 385 | DRAGOI Gabriela | 14.425 | | 14.425 | | |
| | 386 | TAMIRJAN Anamaria | 59.925 | 15.125 | 14.425 | 15.425 | 14.950 |
| 4 | | RUS - Russian Federation | 180.625 | 45.425 (3) | <u>46.950</u> (3) | 44.900 (6) | 43.350 (4) |
| | 391 | AFANASYEVA Ksenia | 44.375 | 15.075 | 14.925 | | 14.375 |
| | 392 | KLYUKINA Svetlana | 15.150 | 15.150 | | | |
| | 393 | KRAMARENKO Ekaterina | 30.700 | | 15.575 | | 15.125 |
| | 394 | PAVLOVA Anna | 44.150 | 15.200 | | 15.100 | 13.850 |
| | 395 | GREBENKOVA Lyudmila | 14.575 | | | 14.575 | |
| | 396 | SEMENOVA Ksenia | 31.675 | | 16.450 | 15.225 | |
| 5 | | JPN - Japan | 176.700 | 43.550 (8) | 45.525 (4) | 44.950 (5) | <u>42.675</u> (8) |
| | 371 | TSURUMI Koko | 44.850 | | 15.425 | 15.225 | 14.200 |
| | 372 | OSHIMA Kyoko | 43.650 | 14.450 | 14.750 | | 14.450 |
| | 373 | MINOBE Yu | | | | | |
| | 374 | UEMURA Miki | 14.475 | 14.475 | | | |
| | 375 | KURODA Mayu | 30.075 | | 15.350 | 14.725 | |
| | 376 | SHINTAKE Yuko | 43.650 | 14.625 | | 15.000 | 14.025 |




RESULTS

比赛成绩 / RÉSULTATS

| Rank | Bib | NOC Name | Total |  |  |  |  |
|----------|-----|------------------------|----------------|---|--|---|---|
| 6 | | AUS - Australia | 176.525 | 44.150 (6) | 43.575 (8) | <u>45.900</u> (4) | 42.900 (7) |
| | 301 | BONORA Georgia | 29.075 | 14.625 | | | 14.450 |
| | 302 | BRENNAN Ashleigh | 29.775 | | | 15.125 | 14.650 |
| | 303 | MITCHELL Lauren | 44.050 | 14.700 | | 15.550 | 13.800 |
| | 304 | VIVIAN Olivia | 15.100 | | 15.100 | | |
| | 305 | JOURA Daria | 14.675 | | 14.675 | | |
| | 306 | MORGAN Shona | 43.850 | 14.825 | 13.800 | 15.225 | |
| 7 | | FRA - France | 175.275 | 44.050 (7) | 44.175 (6) | <u>43.725</u> (8) | 43.325 (5) |
| | 331 | DEBAUVE Marine | 13.975 | | | 13.975 | |
| | 332 | DUGAIN Laetitia | 43.400 | | 14.725 | 14.750 | 13.925 |
| | 333 | LINDOR Katheleen | 29.600 | 14.825 | 14.775 | | |
| | 334 | MOREL Pauline | 29.300 | | 14.675 | | 14.625 |
| | 335 | PETIT Marine | 44.450 | 14.675 | | 15.000 | 14.775 |
| | 337 | BELLEMARE R. | 14.550 | 14.550 | | | |
| 8 | | BRA - Brazil | 174.875 | 44.300 (5) | 43.700 (7) | 43.900 (7) | <u>42.975</u> (6) |
| | 311 | SILVA Ana | 13.375 | | | | 13.375 |
| | 312 | SANTOS Daiane | 29.950 | 14.675 | | | 15.275 |
| | 313 | HYPOLITO Daniele | 29.550 | | 14.625 | 14.925 | |
| | 314 | FRANCO Ethiene | 13.675 | | | 13.675 | |
| | 315 | BARBOSA Jade | 59.375 | 15.025 | 14.725 | 15.300 | 14.325 |
| | 316 | SOUZA Lais | 28.950 | 14.600 | 14.350 | | |

Note:
Underlined totals indicate starting apparatus.
































Legend:

 Vault  Uneven Bars  Beam  Floor



INDIVIDUAL JUDGES SCORES





































裁判员评分 / NOTES DES JUGES


| Rank | Bib | Name | NOC Code | | A Score | B1 | B2 | B3 | B4 | B5 | B6 | B Score | Pen. | Total | Rank by App. |
|------|-----|---------------------|----------|---|---------|------|------|------|------|------|------|---------|------|--------|--------------|
| 1 | 411 | JOHNSON Shawn | USA |  | 6.50 | 9.60 | 9.50 | 9.50 | 9.40 | 9.50 | 9.50 | 9.500 | | 16.000 | (1) |
| | | | |  | 6.40 | 9.20 | 8.70 | 9.00 | 8.90 | 9.20 | 8.70 | 8.950 | | 15.350 | (10) |
| | | | |  | 7.00 | 8.90 | 9.40 | 9.40 | 9.10 | 9.10 | 9.10 | 9.175 | | 16.175 | (1) |
| | | | |  | 6.20 | 8.90 | 9.10 | 8.90 | 9.10 | 9.20 | 8.90 | 9.000 | 0.1 | 15.100 | (8) |
| | | Total 62.625 | | | | | | | | | | | | | |
| 2 | 381 | NISTOR Steliana | ROU |  | 5.80 | 9.10 | 9.30 | 9.40 | 9.30 | 9.30 | 9.10 | 9.250 | | 15.050 | (12) |
| | | | |  | 7.30 | 8.90 | 9.10 | 8.70 | 8.40 | 9.10 | 8.70 | 8.850 | | 16.150 | (5) |
| | | | |  | 6.50 | 8.70 | 8.90 | 8.70 | 8.70 | 8.50 | 8.50 | 8.650 | | 15.150 | (12) |
| | | | |  | 5.90 | 8.90 | 8.60 | 8.70 | 8.60 | 8.80 | 8.50 | 8.675 | | 14.575 | (13) |
| | | Total 60.925 | | | | | | | | | | | | | |
| 3 | 386 | TAMIRJAN Anamaria | ROU |  | 5.80 | 9.30 | 9.30 | 9.40 | 9.50 | 9.30 | 9.30 | 9.325 | | 15.125 | (8) |
| | | | |  | 5.70 | 8.90 | 8.50 | 9.20 | 8.60 | 8.70 | 8.70 | 8.725 | | 14.425 | (21) |
| | | | |  | 6.70 | 8.70 | 8.90 | 8.60 | 8.70 | 9.00 | 8.50 | 8.725 | | 15.425 | (7) |
| | | | |  | 6.20 | 8.80 | 8.80 | 8.70 | 9.10 | 9.00 | 8.80 | 8.850 | 0.1 | 14.950 | (9) |
| | | Total 59.925 | | | | | | | | | | | | | |
| 4 | 315 | BARBOSA Jade | BRA |  | 5.80 | 9.40 | 9.40 | 9.30 | 9.30 | 9.20 | 9.30 | 9.325 | 0.1 | 15.025 | (13) |
| | | | |  | 6.10 | 8.80 | 8.70 | 8.80 | 8.40 | 8.30 | 8.60 | 8.625 | | 14.725 | (16) |
| | | | |  | 6.70 | 8.90 | 8.50 | 8.50 | 8.60 | 8.20 | 8.80 | 8.600 | | 15.300 | (8) |
| | | | |  | 6.10 | 8.60 | 8.80 | 8.80 | 8.80 | 8.60 | 8.70 | 8.725 | 0.5 | 14.325 | (17) |
| | | Total 59.375 | | | | | | | | | | | | | |
| 5 | 412 | LIUKIN Nastia | USA |  | | | | | | | | | | | |
| | | | |  | 7.70 | 9.20 | 9.30 | 8.90 | 9.30 | 9.30 | 9.00 | 9.200 | | 16.900 | (1) |
| | | | |  | 6.70 | 9.30 | 9.10 | 9.30 | 9.30 | 9.20 | 9.40 | 9.275 | | 15.975 | (3) |
| | | Total 48.075 | | | | | | | | | | | | | |
| 6 | 321 | CHENG Fei | CHN |  | 6.50 | 9.50 | 9.50 | 9.60 | 9.40 | 9.50 | 9.50 | 9.500 | | 16.000 | (1) |
| | | | |  | 6.70 | 8.50 | 8.40 | 8.50 | 8.40 | 8.60 | 8.40 | 8.450 | | 15.150 | (12) |
| | | | |  | 6.30 | 9.30 | 9.00 | 9.20 | 9.20 | 9.20 | 8.90 | 9.150 | | 15.450 | (2) |
| | | Total 46.600 | | | | | | | | | | | | | |
| 7 | 326 | DENG Linlin | CHN |  | 5.80 | 9.60 | 9.50 | 9.50 | 9.50 | 9.30 | 9.30 | 9.450 | | 15.250 | (4) |
| | | | |  | 7.00 | 9.10 | 9.10 | 9.20 | 8.70 | 8.80 | 8.60 | 8.925 | | 15.925 | (4) |
| | | | |  | 6.20 | 9.10 | 8.80 | 8.90 | 9.00 | 9.00 | 8.90 | 8.950 | | 15.150 | (6) |
| | | Total 46.325 | | | | | | | | | | | | | |
| 8 | 382 | IZBASA Sandra | ROU |  | 5.80 | 9.40 | 9.10 | 9.30 | 9.00 | 9.40 | 9.40 | 9.300 | | 15.100 | (9) |
| | | | |  | 6.70 | 8.90 | 8.90 | 8.80 | 8.90 | 8.90 | 9.00 | 8.900 | | 15.600 | (5) |
| | | | |  | 6.50 | 9.00 | 9.00 | 9.20 | 8.80 | 9.30 | 9.00 | 9.050 | | 15.550 | (1) |
| | | Total 46.250 | | | | | | | | | | | | | |
| 9 | 415 | SACRAMONE Alicia | USA |  | 6.30 | 9.30 | 9.50 | 9.40 | 9.30 | 9.50 | 9.30 | 9.375 | | 15.675 | (3) |
| | | | |  | 6.70 | 8.40 | 8.50 | 8.30 | 8.40 | 8.40 | 8.40 | 8.400 | | 15.100 | (15) |
| | | | |  | 6.10 | 8.20 | 8.30 | 8.00 | 8.40 | 8.00 | 7.90 | 8.125 | 0.1 | 14.125 | (19) |
| | | Total 44.900 | | | | | | | | | | | | | |



INDIVIDUAL JUDGES SCORES



















裁判员评分 / NOTES DES JUGES

| Rank | Bib | Name | NOC Code | | A Score | B1 | B2 | B3 | B4 | B5 | B6 | B Score | Pen. | Total | Rank by App. | |
|------|-----|---------------------|----------|---|---------|------|------|------|------|------|------|---------|------|--------|--------------|--|
| 10 | 371 | TSURUMI Koko | JPN |  | | | | | | | | | | | | |
| | | | |  | 6.60 | 8.50 | 8.90 | 8.90 | 8.80 | 9.10 | 8.70 | 8.825 | | 15.425 | (9) | |
| | | | |  | 6.50 | 9.00 | 8.50 | 8.70 | 8.60 | 8.60 | 9.00 | 8.725 | | 15.225 | (9) | |
| | | | |  | 5.70 | 8.70 | 8.70 | 8.30 | 8.50 | 8.50 | 8.10 | 8.500 | | 14.200 | (18) | |
| | | Total 44.850 | | | | | | | | | | | | | | |
| 11 | 335 | PETIT Marine | FRA |  | 5.50 | 9.20 | 9.10 | 9.30 | 9.20 | 9.20 | 8.80 | 9.175 | | 14.675 | (17) | |
| | | | |  | | | | | | | | | | | | |
| | | | |  | 6.30 | 8.80 | 8.70 | 8.70 | 8.70 | 8.50 | 8.70 | 8.700 | | 15.000 | (17) | |
| | | | |  | 6.10 | 8.80 | 8.50 | 8.50 | 8.80 | 8.70 | 8.70 | 8.675 | | 14.775 | (10) | |
| | | Total 44.450 | | | | | | | | | | | | | | |
| 12 | 391 | AFANASYEVA Ksenia | RUS |  | 5.80 | 9.20 | 8.90 | 9.40 | 9.10 | 9.40 | 9.40 | 9.275 | | 15.075 | (11) | |
| | | | |  | 6.20 | 8.40 | 8.70 | 8.90 | 8.90 | 8.70 | 8.60 | 8.725 | | 14.925 | (13) | |
| | | | |  | | | | | | | | | | | | |
| | | | |  | 5.90 | 9.20 | 9.00 | 8.90 | 9.00 | 8.90 | 9.00 | 8.975 | 0.5 | 14.375 | (16) | |
| | | Total 44.375 | | | | | | | | | | | | | | |
| 13 | 394 | PAVLOVA Anna | RUS |  | 5.80 | 9.40 | 9.40 | 9.40 | 9.40 | 9.40 | 9.40 | 9.400 | | 15.200 | (5) | |
| | | | |  | | | | | | | | | | | | |
| | | | |  | 6.70 | 8.40 | 8.50 | 8.20 | 8.30 | 8.50 | 8.40 | 8.400 | | 15.100 | (15) | |
| | | | |  | 5.50 | 8.80 | 8.60 | 8.70 | 8.90 | 8.40 | 8.50 | 8.650 | 0.3 | 13.850 | (22) | |
| | | Total 44.150 | | | | | | | | | | | | | | |
| 14 | 303 | MITCHELL Lauren | AUS |  | 5.50 | 9.40 | 9.10 | 9.20 | 9.10 | 9.30 | 9.20 | 9.200 | | 14.700 | (16) | |
| | | | |  | | | | | | | | | | | | |
| | | | |  | 6.80 | 8.70 | 8.80 | 8.70 | 8.90 | 8.80 | 8.60 | 8.750 | | 15.550 | (6) | |
| | | | |  | 6.10 | 8.30 | 8.20 | 8.00 | 7.90 | 7.70 | 7.90 | 8.000 | 0.3 | 13.800 | (23) | |
| | | Total 44.050 | | | | | | | | | | | | | | |
| 15 | 306 | MORGAN Shona | AUS |  | 5.50 | 9.30 | 9.40 | 9.40 | 9.20 | 9.30 | 9.30 | 9.325 | | 14.825 | (14) | |
| | | | |  | 5.80 | 8.00 | 8.10 | 8.50 | 8.60 | 8.00 | 8.60 | 8.300 | 0.3 | 13.800 | (24) | |
| | | | |  | 6.50 | 8.70 | 8.70 | 8.50 | 8.80 | 8.80 | 8.70 | 8.725 | | 15.225 | (9) | |
| | | | |  | | | | | | | | | | | | |
| | | Total 43.850 | | | | | | | | | | | | | | |
| 16 | 372 | OSHIMA Kyoko | JPN |  | 5.50 | 9.00 | 9.00 | 9.00 | 8.70 | 8.90 | 8.90 | 8.950 | | 14.450 | (24) | |
| | | | |  | 6.00 | 8.50 | 8.90 | 8.70 | 8.70 | 9.00 | 8.70 | 8.750 | | 14.750 | (15) | |
| | | | |  | | | | | | | | | | | | |
| | | | |  | 5.70 | 8.80 | 8.70 | 8.70 | 8.80 | 8.80 | 8.70 | 8.750 | | 14.450 | (14) | |
| | | Total 43.650 | | | | | | | | | | | | | | |
| 16 | 376 | SHINTAKE Yuko | JPN |  | 5.50 | 8.70 | 9.10 | 9.20 | 9.10 | 9.20 | 9.10 | 9.125 | | 14.625 | (19) | |
| | | | |  | | | | | | | | | | | | |
| | | | |  | 6.30 | 8.60 | 8.60 | 8.80 | 8.60 | 9.00 | 8.80 | 8.700 | | 15.000 | (17) | |
| | | | |  | 5.60 | 8.60 | 8.40 | 8.40 | 8.30 | 8.60 | 8.30 | 8.425 | | 14.025 | (20) | |
| | | Total 43.650 | | | | | | | | | | | | | | |
| 18 | 332 | DUGAIN Laetitia | FRA |  | 6.00 | 8.70 | 8.90 | 8.90 | 8.60 | 8.70 | 8.50 | 8.725 | | 14.725 | (16) | |
| | | | |  | | | | | | | | | | | | |
| | | | |  | 6.20 | 8.40 | 8.50 | 8.70 | 8.60 | 8.50 | 8.60 | 8.550 | | 14.750 | (20) | |
| | | | |  | 5.60 | 8.30 | 8.40 | 8.40 | 8.50 | 8.40 | 8.50 | 8.425 | 0.1 | 13.925 | (21) | |
| | | Total 43.400 | | | | | | | | | | | | | | |



INDIVIDUAL JUDGES SCORES





































裁判员评分 / NOTES DES JUGES


| Rank | Bib | Name | NOC Code | | A Score | B1 | B2 | B3 | B4 | B5 | B6 | B Score | Pen. | Total | Rank by App. |
|------|-----|----------------------|----------|---|---------|------|------|------|------|------|------|---------|------|--------|--------------|
| 19 | 325 | YANG Yilin | CHN |  | 5.80 | 9.30 | 9.30 | 9.30 | 9.30 | 9.30 | 9.40 | 9.300 | | 15.100 | (9) |
| | | | |  | 7.70 | 9.00 | 9.30 | 9.00 | 9.40 | 8.90 | 9.10 | 9.100 | | 16.800 | (3) |
| | | | | Total 31.900 | | | | | | | | | | | |
| 20 | 396 | SEMENOVA Ksenia | RUS |  | 7.40 | 9.10 | 9.30 | 9.20 | 9.00 | 8.90 | 8.90 | 9.050 | | 16.450 | (4) |
| | | | |  | 6.40 | 8.90 | 8.80 | 8.90 | 8.50 | 9.00 | 8.70 | 8.825 | | 15.225 | (9) |
| | | | | Total 31.675 | | | | | | | | | | | |
| 21 | 323 | JIANG Yuyuan | CHN |  | 7.10 | 8.90 | 8.90 | 8.80 | 8.60 | 9.10 | 8.90 | 8.875 | | 15.975 | (6) |
| | | | |  | 6.30 | 8.80 | 9.00 | 8.70 | 9.00 | 9.20 | 8.80 | 8.900 | | 15.200 | (4) |
| | | | | Total 31.175 | | | | | | | | | | | |
| 22 | 393 | KRAMARENKO Ekaterina | RUS |  | 6.60 | 9.00 | 9.00 | 9.10 | 9.30 | 8.80 | 8.60 | 8.975 | | 15.575 | (8) |
| | | | |  | 6.10 | 9.10 | 9.00 | 9.10 | 9.00 | 9.00 | 8.90 | 9.025 | | 15.125 | (7) |
| | | | | Total 30.700 | | | | | | | | | | | |
| 23 | 375 | KURODA Mayu | JPN |  | 6.40 | 8.80 | 9.00 | 9.10 | 9.30 | 8.70 | 8.90 | 8.950 | | 15.350 | (10) |
| | | | |  | 6.10 | 8.80 | 8.90 | 8.60 | 8.70 | 8.30 | 8.40 | 8.625 | | 14.725 | (21) |
| | | | | Total 30.075 | | | | | | | | | | | |
| 24 | 312 | SANTOS Daiane | BRA |  | 5.50 | 9.30 | 9.20 | 8.90 | 9.40 | 9.00 | 9.20 | 9.175 | | 14.675 | (17) |
| | | | |  | 6.40 | 9.10 | 8.90 | 8.90 | 8.90 | 8.50 | 8.80 | 8.875 | | 15.275 | (3) |
| | | | | Total 29.950 | | | | | | | | | | | |
| 25 | 302 | BRENNAN Ashleigh | AUS |  | 6.50 | 8.80 | 8.60 | 8.50 | 8.70 | 8.40 | 8.70 | 8.625 | | 15.125 | (14) |
| | | | |  | 6.00 | 8.60 | 8.70 | 8.70 | 8.40 | 8.70 | 8.60 | 8.650 | | 14.650 | (11) |
| | | | | Total 29.775 | | | | | | | | | | | |
| 26 | 333 | LINDOR Katheleen | FRA |  | 5.50 | 9.40 | 9.30 | 9.30 | 9.40 | 9.30 | 9.20 | 9.325 | | 14.825 | (14) |
| | | | |  | 6.10 | 8.70 | 8.80 | 9.00 | 8.60 | 8.60 | 8.40 | 8.675 | | 14.775 | (14) |
| | | | | Total 29.600 | | | | | | | | | | | |
| 27 | 313 | HYPOLITO Daniele | BRA |  | 6.40 | 7.50 | 8.40 | 8.00 | 8.20 | 8.30 | 8.60 | 8.225 | | 14.625 | (20) |
| | | | |  | 6.40 | 8.30 | 8.70 | 8.40 | 8.60 | 8.60 | 8.50 | 8.525 | | 14.925 | (19) |
| | | | | Total 29.550 | | | | | | | | | | | |



INDIVIDUAL JUDGES SCORES

































裁判员评分 / NOTES DES JUGES

| Rank | Bib | Name | NOC Code | | A Score | B1 | B2 | B3 | B4 | B5 | B6 | B Score | Pen. | Total | Rank by App. |
|------|-----|---------------------|----------|---|---------|------|------|------|------|------|------|---------|------|--------|--------------|
| 28 | 334 | MOREL Pauline | FRA |  | | | | | | | | | | | |
| | | | |  | 6.20 | 8.50 | 8.50 | 8.70 | 8.20 | 8.30 | 8.60 | 8.475 | | 14.675 | (18) |
| | | Total 29.300 | |  | | | | | | | | | | | |
| | | | |  | 5.90 | 8.70 | 8.70 | 8.70 | 8.80 | 8.80 | 8.60 | 8.725 | | 14.625 | (12) |
| 29 | 301 | BONORA Georgia | AUS |  | 5.50 | 9.10 | 9.00 | 9.10 | 9.10 | 9.20 | 9.20 | 9.125 | | 14.625 | (19) |
| | | Total 29.075 | |  | | | | | | | | | | | |
| | | | |  | | | | | | | | | | | |
| | | | |  | 5.90 | 8.50 | 8.60 | 8.50 | 8.60 | 8.60 | 8.30 | 8.550 | | 14.450 | (14) |
| 30 | 316 | SOUZA Lais | BRA |  | 5.50 | 9.20 | 8.90 | 8.80 | 9.20 | 9.10 | 9.20 | 9.100 | | 14.600 | (21) |
| | | Total 28.950 | |  | 6.30 | 7.80 | 8.00 | 8.20 | 8.00 | 8.10 | 8.10 | 8.050 | | 14.350 | (23) |
| | | | |  | | | | | | | | | | | |
| | | | |  | | | | | | | | | | | |
| 31 | 322 | HE Kexin | CHN |  | | | | | | | | | | | |
| | | Total 16.850 | |  | 7.70 | 9.10 | 9.20 | 9.20 | 9.10 | 9.20 | 8.80 | 9.150 | | 16.850 | (2) |
| | | | |  | | | | | | | | | | | |
| | | | |  | | | | | | | | | | | |
| 32 | 324 | LI Shanshan | CHN |  | | | | | | | | | | | |
| | | Total 16.050 | |  | 7.10 | 9.00 | 9.10 | 8.80 | 9.30 | 8.70 | 8.90 | 8.950 | | 16.050 | (2) |
| | | | |  | | | | | | | | | | | |
| | | | |  | | | | | | | | | | | |
| 33 | 413 | MEMMEL Chellsie | USA |  | | | | | | | | | | | |
| | | Total 15.725 | |  | 6.80 | 8.70 | 9.00 | 8.80 | 8.90 | 9.00 | 9.10 | 8.925 | | 15.725 | (7) |
| | | | |  | | | | | | | | | | | |
| | | | |  | | | | | | | | | | | |
| 34 | 416 | SLOAN Bridget | USA |  | 5.80 | 9.30 | 9.60 | 9.30 | 9.50 | 9.40 | 9.40 | 9.400 | | 15.200 | (5) |
| | | Total 15.200 | |  | | | | | | | | | | | |
| | | | |  | | | | | | | | | | | |
| | | | |  | | | | | | | | | | | |
| 35 | 392 | KLYUKINA Svetlana | RUS |  | 5.80 | 9.30 | 9.30 | 9.50 | 9.40 | 9.30 | 9.40 | 9.350 | | 15.150 | (7) |
| | | Total 15.150 | |  | | | | | | | | | | | |
| | | | |  | | | | | | | | | | | |
| | | | |  | | | | | | | | | | | |
| 36 | 304 | VIVIAN Olivia | AUS |  | | | | | | | | | | | |
| | | Total 15.100 | |  | 6.60 | 8.60 | 8.30 | 8.70 | 8.20 | 8.50 | 8.60 | 8.500 | | 15.100 | (12) |
| | | | |  | | | | | | | | | | | |
| | | | |  | | | | | | | | | | | |



INDIVIDUAL JUDGES SCORES

裁判员评分 / NOTES DES JUGES

| Rank | Bib | Name | NOC Code | | A Score | B1 | B2 | B3 | B4 | B5 | B6 | B Score | Pen. | Total | Rank by App. |
|------|-----|---------------------|----------|--|---------|------|------|------|------|------|------|---------|------|--------|--------------|
| 37 | 305 | JOURA Daria | AUS |     | 6.20 | 8.40 | 8.70 | 8.60 | 8.20 | 8.50 | 8.40 | 8.475 | | 14.675 | (18) |
| | | Total 14.675 | | | | | | | | | | | | | |
| 38 | 395 | GREBENKOVA Lyudmila | RUS |     | 6.40 | 8.20 | 8.00 | 8.10 | 8.10 | 8.40 | 8.30 | 8.175 | | 14.575 | (22) |
| | | Total 14.575 | | | | | | | | | | | | | |
| 39 | 337 | BELLEMARE R. | FRA |     | 5.50 | 9.10 | 8.90 | 9.10 | 9.00 | 9.10 | 9.00 | 9.050 | | 14.550 | (22) |
| | | Total 14.550 | | | | | | | | | | | | | |
| 40 | 374 | UEMURA Miki | JPN |     | 5.50 | 8.90 | 9.00 | 9.00 | 8.90 | 9.10 | 9.00 | 8.975 | | 14.475 | (23) |
| | | Total 14.475 | | | | | | | | | | | | | |
| 41 | 385 | DRAGOI Gabriela | ROU |     | 6.10 | 8.40 | 8.30 | 8.30 | 8.30 | 7.60 | 8.60 | 8.325 | | 14.425 | (21) |
| | | Total 14.425 | | | | | | | | | | | | | |
| 42 | 331 | DEBAUVE Marine | FRA |     | 6.20 | 7.70 | 7.70 | 8.00 | 8.10 | 7.70 | 7.50 | 7.775 | | 13.975 | (23) |
| | | Total 13.975 | | | | | | | | | | | | | |
| 43 | 314 | FRANCO Ethiene | BRA |     | 5.60 | 7.90 | 8.10 | 8.10 | 8.10 | 8.30 | 8.00 | 8.075 | | 13.675 | (24) |
| | | Total 13.675 | | | | | | | | | | | | | |
| 44 | 311 | SILVA Ana | BRA |     | 4.70 | 8.60 | 8.60 | 8.80 | 8.70 | 8.90 | 8.60 | 8.675 | | 13.375 | (24) |
| | | Total 13.375 | | | | | | | | | | | | | |

Legend:

A Difficulty score

App. Apparatus

B1 - B6 Panel "B" judges 1 - 6

B Panel "B"


Pen Penalty

 Vault

 Uneven Bars

 Beam

 Floor



JUDGES ASSIGNMENT

裁判名单 / COMPOSITION DU JURY

| | | | |
|----------------------|--------------------------|-----|------------------------|
| Superior Jury | KIM Nellie | FIG | President |
| | ANDRIANOVA Liubov | FIG | Vice-president |
| | HARINISHI Yoshie | FIG | Member |
| | YAN Ninan | FIG | Vault Supervisor |
| | SACCHI Donatella | FIG | Uneven Bars Supervisor |
| | MIHAILESCU GRIGORAS Anca | FIG | Beam Supervisor |
| | DOWDELL Kym Michelle | FIG | Floor Supervisor |



| Function | Name | NOC Code |
|----------|--------------------------------|----------|
| A1 | GIRAL Patricia Raymonde Yvette | FIG |
| A2 | TEREKHINA Raisa | FIG |
| B1 | SAWASATO Yumi Yamamoto | BRA |
| B2 | PETURSDOTTIR Berglind | ISL |
| B3 | BASLA Carmen Maria | ITA |
| B4 | SAN MARTIN LOPEZ Maria Jose | ESP |
| B5 | SHAI Orna Erena | ISR |
| B6 | de JONG E V MOLEMA Aukje | NED |
| Line 1 | DAI Yuying | CHN |



| Function | Name | NOC Code |
|----------|---------------------------|----------|
| A1 | VALENZO AOKI Naomi Chieko | FIG |
| A2 | MAO Peiwen | FIG |
| B1 | DIDILESCU Olga Fanica | ROU |
| B2 | LEE W O LEE Jung Hyun | KOR |
| B3 | KOROLENKO Lyudmyla | UKR |
| B4 | MARTINET Sylvie | SUI |
| B5 | LATSONA Evgenia | GRE |
| B6 | COLAGIURI Helen | AUS |
| Timer | ZHOU Xiaoling | CHN |




| Function | Name | NOC Code |
|----------|--------------------------------|----------|
| A1 | LISKAROVA Hana | FIG |
| A2 | PANICHAS Patricia Grace | FIG |
| B1 | TANKOUCHEVA Neli Nikolova | BUL |
| B2 | GOTHBERG Agneta Birgersdotter | SWE |
| B3 | SABOGAL de DOMINGUEZ Blanca C. | COL |
| B4 | GORDON Debbie Ann | RSA |
| B5 | URACZ-KOCUR Joanna Janina | POL |
| B6 | LEEWORTHY Robin Jane | GBR |
| Timer 1 | MO Ruirong | CHN |
| Timer 2 | LIN Ying | CHN |




| Function | Name | NOC Code |
|----------|---------------------------------|----------|
| A1 | SMITH Lynn Marie | FIG |
| A2 | SAKURAI Rieko | FIG |
| B1 | ENSLOW Avril Dorothy | NZL |
| B2 | MURTONEN Satu Sirpa | FIN |
| B3 | FUNK GEB RAITHEL Inge Elsa Lisa | GER |
| B4 | HOFFMANN Marie Paule C | LUX |
| B5 | van DOOREN Marleen Josepha M. | BEL |
| B6 | KOSHEL Antonina | BLR |
| Timer | CHEN Guangsheng | CHN |
| Line 1 | ZHU Jieya | CHN |
| Line 2 | ZHU Zheng | CHN |

Legend:





Ax Panel 'A' judges **Bx** Panel 'B' judges





RESULTS

比赛成绩 / RÉSULTATS

| Rank | Bib | Name | NOC Code |  |  |  |  | Total |
|------|-----|---------------------|----------|---|--|---|---|---------------|
| 1 | 412 | LIUKIN Nastia | USA | <u>15.025</u> | 16.650 | 16.125 | 15.525 | 63.325 |
| 2 | 411 | JOHNSON Shawn | USA | <u>15.875</u> | 15.275 | 16.050 | 15.525 | 62.725 |
| 3 | 325 | YANG Yilin | CHN | <u>15.175</u> | 16.725 | 15.750 | 15.000 | 62.650 |
| 4 | 396 | SEMENOVA Ksenia | RUS | <u>14.750</u> | 16.475 | 15.925 | 14.775 | 61.925 |
| 5 | 381 | NISTOR Steliana | ROU | 15.025 | <u>15.975</u> | 15.550 | 14.500 | 61.050 |
| 6 | 323 | JIANG Yuyuan | CHN | <u>14.825</u> | 15.875 | 15.425 | 14.775 | 60.900 |
| 7 | 394 | PAVLOVA Anna | RUS | <u>15.275</u> | 14.525 | 15.975 | 15.050 | 60.825 |
| 8 | 382 | IZBASA Sandra | ROU | 15.075 | <u>14.300</u> | 15.875 | 15.500 | 60.750 |
| 9 | 351 | CHUSOVITINA O. | GER | 15.750 | <u>14.900</u> | 14.875 | 14.600 | 60.125 |
| 10 | 315 | BARBOSA Jade | BRA | 15.025 | <u>15.075</u> | 15.500 | 13.950 | 59.550 |
| 11 | 362 | FERRARI Vanessa | ITA | 14.700 | 15.200 | <u>15.600</u> | 13.950 | 59.450 |
| 12 | 341 | DOWNIE Becky | GBR | 15.025 | 15.625 | 14.700 | <u>14.100</u> | 59.450 |
| 13 | 301 | BONORA Georgia | AUS | 14.850 | 14.625 | <u>15.100</u> | 14.375 | 58.950 |
| 14 | 366 | PAROLARI Lia | ITA | 13.950 | 15.350 | <u>15.125</u> | 14.500 | 58.925 |
| 15 | 306 | MORGAN Shona | AUS | 14.650 | <u>14.625</u> | 15.100 | 14.425 | 58.800 |
| 16 | 425 | HOPFNER-HIBBS Elyse | CAN | 14.875 | 15.425 | <u>14.150</u> | 13.925 | 58.375 |
| 17 | 371 | TSURUMI Koko | JPN | 14.075 | <u>14.950</u> | 15.400 | 13.675 | 58.100 |
| 18 | 458 | KASLIN Ariella | SUI | 15.350 | 14.275 | 14.425 | <u>13.950</u> | 58.000 |
| 19 | 335 | PETIT Marine | FRA | 14.725 | 14.400 | <u>14.275</u> | 14.575 | 57.975 |
| 20 | 372 | OSHIMA Kyoko | JPN | 14.575 | 14.675 | 13.975 | <u>14.400</u> | 57.625 |
| 21 | 431 | PALESOVA Kristyna | CZE | 14.075 | 15.350 | 14.650 | <u>12.900</u> | 56.975 |
| 22 | 311 | SILVA Ana | BRA | 14.175 | 14.175 | 14.175 | <u>14.350</u> | 56.875 |
| 23 | 332 | DUGAIN Laetitia | FRA | 14.275 | 14.275 | <u>15.225</u> | 13.000 | 56.775 |
| 24 | 421 | MYS Gaelle | BEL | 14.000 | 12.875 | 13.100 | <u>13.975</u> | 53.950 |

Note:
Underlined totals indicate starting apparatus.





































Legend:


 Vault  Uneven Bars  Beam  Floor



INDIVIDUAL JUDGES SCORES





































裁判员评分 / NOTES DES JUGES

| Rank | Bib | Name | NOC Code | | A Score | B1 | B2 | B3 | B4 | B5 | B6 | B Score | Pen. | Total | Rank by App. |
|------|-----|---------------------|----------|---|---------|------|------|------|------|------|------|---------|------|--------|--------------|
| 1 | 412 | LIUKIN Nastia | USA |  | 5.50 | 9.60 | 9.70 | 9.50 | 9.50 | 9.50 | 9.50 | 9.525 | | 15.025 | (7) |
| | | | |  | 7.70 | 8.90 | 9.10 | 9.00 | 8.90 | 9.00 | 8.40 | 8.950 | | 16.650 | (2) |
| | | | |  | 6.70 | 9.40 | 9.40 | 9.50 | 9.50 | 9.30 | 9.40 | 9.425 | | 16.125 | (1) |
| | | | |  | 6.20 | 9.40 | 9.30 | 9.40 | 9.30 | 9.30 | 9.30 | 9.325 | | 15.525 | (1) |
| | | Total 63.325 | | | | | | | | | | | | | |
| 2 | 411 | JOHNSON Shawn | USA |  | 6.50 | 9.40 | 9.30 | 9.40 | 9.40 | 9.40 | 9.30 | 9.375 | | 15.875 | (1) |
| | | | |  | 6.30 | 8.90 | 9.00 | 8.90 | 9.00 | 9.10 | 9.00 | 8.975 | | 15.275 | (10) |
| | | | |  | 7.00 | 9.30 | 9.20 | 9.00 | 9.00 | 9.00 | 9.00 | 9.050 | | 16.050 | (2) |
| | | | |  | 6.30 | 9.00 | 9.10 | 9.30 | 9.40 | 9.20 | 9.30 | 9.225 | | 15.525 | (1) |
| | | Total 62.725 | | | | | | | | | | | | | |
| 3 | 325 | YANG Yilin | CHN |  | 5.80 | 9.40 | 9.30 | 9.30 | 9.40 | 9.40 | 9.40 | 9.375 | | 15.175 | (5) |
| | | | |  | 7.70 | 9.20 | 8.90 | 9.10 | 9.10 | 9.00 | 8.90 | 9.025 | | 16.725 | (1) |
| | | | |  | 6.70 | 9.00 | 9.00 | 9.10 | 9.10 | 8.90 | 9.20 | 9.050 | | 15.750 | (6) |
| | | | |  | 6.10 | 8.70 | 8.70 | 9.00 | 9.00 | 8.90 | 9.10 | 8.900 | | 15.000 | (5) |
| | | Total 62.650 | | | | | | | | | | | | | |
| 4 | 396 | SEMENOVA Ksenia | RUS |  | 5.50 | 9.10 | 9.20 | 9.20 | 9.30 | 9.30 | 9.40 | 9.250 | | 14.750 | (14) |
| | | | |  | 7.40 | 9.00 | 9.10 | 9.50 | 8.80 | 9.20 | 9.00 | 9.075 | | 16.475 | (3) |
| | | | |  | 6.70 | 9.30 | 9.20 | 9.20 | 9.30 | 9.20 | 9.10 | 9.225 | | 15.925 | (4) |
| | | | |  | 5.80 | 9.10 | 8.90 | 8.70 | 9.20 | 8.80 | 9.10 | 8.975 | | 14.775 | (6) |
| | | Total 61.925 | | | | | | | | | | | | | |
| 5 | 381 | NISTOR Steliana | ROU |  | 5.80 | 9.10 | 9.00 | 9.30 | 9.40 | 9.30 | 9.20 | 9.225 | | 15.025 | (7) |
| | | | |  | 7.30 | 8.80 | 9.20 | 8.40 | 8.60 | 8.70 | 8.60 | 8.675 | | 15.975 | (4) |
| | | | |  | 6.70 | 9.20 | 8.80 | 8.80 | 8.80 | 8.80 | 9.00 | 8.850 | | 15.550 | (8) |
| | | | |  | 6.00 | 8.60 | 8.50 | 8.80 | 8.60 | 8.30 | 8.70 | 8.600 | 0.1 | 14.500 | (10) |
| | | Total 61.050 | | | | | | | | | | | | | |
| 6 | 323 | JIANG Yuyuan | CHN |  | 6.50 | 8.10 | 8.30 | 8.40 | 8.40 | 8.50 | 8.20 | 8.325 | | 14.825 | (13) |
| | | | |  | 7.10 | 8.70 | 8.70 | 8.50 | 8.80 | 8.90 | 8.90 | 8.775 | | 15.875 | (5) |
| | | | |  | 6.40 | 9.10 | 9.10 | 8.80 | 9.10 | 9.20 | 8.80 | 9.025 | | 15.425 | (10) |
| | | | |  | 6.20 | 8.40 | 8.70 | 8.60 | 8.80 | 8.50 | 8.50 | 8.575 | | 14.775 | (6) |
| | | Total 60.900 | | | | | | | | | | | | | |
| 7 | 394 | PAVLOVA Anna | RUS |  | 5.80 | 9.40 | 9.50 | 9.50 | 9.50 | 9.50 | 9.30 | 9.475 | | 15.275 | (4) |
| | | | |  | 5.70 | 8.50 | 9.00 | 8.70 | 8.90 | 9.00 | 8.70 | 8.825 | | 14.525 | (18) |
| | | | |  | 6.80 | 9.20 | 9.10 | 9.00 | 9.20 | 9.30 | 9.20 | 9.175 | | 15.975 | (3) |
| | | | |  | 5.80 | 9.30 | 9.20 | 9.20 | 9.20 | 9.30 | 9.30 | 9.250 | | 15.050 | (4) |
| | | Total 60.825 | | | | | | | | | | | | | |
| 8 | 382 | IZBASA Sandra | ROU |  | 5.80 | 9.30 | 9.40 | 9.30 | 9.20 | 9.30 | 9.20 | 9.275 | | 15.075 | (6) |
| | | | |  | 5.70 | 8.90 | 8.60 | 8.80 | 8.50 | 8.50 | 8.30 | 8.600 | | 14.300 | (20) |
| | | | |  | 7.00 | 8.80 | 8.90 | 9.00 | 8.90 | 8.90 | 8.60 | 8.875 | | 15.875 | (5) |
| | | | |  | 6.50 | 8.90 | 8.80 | 9.10 | 9.00 | 9.00 | 9.10 | 9.000 | | 15.500 | (3) |
| | | Total 60.750 | | | | | | | | | | | | | |
| 9 | 351 | CHUSOVITINA O. | GER |  | 6.30 | 9.50 | 9.50 | 9.60 | 9.40 | 9.30 | 9.40 | 9.450 | | 15.750 | (2) |
| | | | |  | 6.20 | 8.40 | 8.60 | 8.80 | 8.80 | 8.60 | 8.90 | 8.700 | | 14.900 | (14) |
| | | | |  | 6.20 | 8.80 | 8.60 | 8.50 | 8.80 | 8.70 | 8.60 | 8.675 | | 14.875 | (16) |
| | | | |  | 5.90 | 9.00 | 8.50 | 8.70 | 8.60 | 8.60 | 8.90 | 8.700 | | 14.600 | (8) |
| | | Total 60.125 | | | | | | | | | | | | | |



INDIVIDUAL JUDGES SCORES

























裁判员评分 / NOTES DES JUGES

| Rank | Bib | Name | NOC Code | | A Score | B1 | B2 | B3 | B4 | B5 | B6 | B Score | Pen. | Total | Rank by App. |
|------|-----|---------------------|----------|---|---------|------|------|------|------|------|------|---------|------|--------|--------------|
| 10 | 315 | BARBOSA Jade | BRA |  | 6.50 | 8.50 | 8.70 | 8.50 | 8.60 | 8.40 | 8.50 | 8.525 | | 15.025 | (7) |
| | | | |  | 6.60 | 8.30 | 8.10 | 8.60 | 8.70 | 8.60 | 8.40 | 8.475 | | 15.075 | (12) |
| | | | |  | 6.70 | 8.70 | 8.90 | 8.70 | 9.10 | 8.90 | 8.70 | 8.800 | | 15.500 | (9) |
| | | | |  | 5.90 | 7.80 | 8.10 | 8.00 | 7.90 | 8.40 | 8.20 | 8.050 | | 13.950 | (18) |
| | | Total 59.550 | | | | | | | | | | | | | |
| 11 | 362 | FERRARI Vanessa | ITA |  | 5.80 | 8.90 | 8.80 | 9.10 | 9.00 | 8.90 | 8.70 | 8.900 | | 14.700 | (16) |
| | | | |  | 6.80 | 8.70 | 8.40 | 8.20 | 8.50 | 8.50 | 8.20 | 8.400 | | 15.200 | (11) |
| | | | |  | 6.70 | 9.20 | 9.10 | 8.90 | 8.80 | 8.80 | 8.60 | 8.900 | | 15.600 | (7) |
| | | | |  | 6.30 | 7.40 | 7.60 | 7.70 | 7.90 | 8.00 | 7.80 | 7.750 | 0.1 | 13.950 | (18) |
| | | Total 59.450 | | | | | | | | | | | | | |
| 12 | 341 | DOWNIE Becky | GBR |  | 5.80 | 9.20 | 9.10 | 9.30 | 9.20 | 9.20 | 9.30 | 9.225 | | 15.025 | (7) |
| | | | |  | 7.00 | 8.70 | 8.40 | 8.50 | 8.70 | 8.90 | 8.60 | 8.625 | | 15.625 | (6) |
| | | | |  | 6.20 | 8.80 | 8.50 | 8.30 | 8.50 | 8.60 | 8.40 | 8.500 | | 14.700 | (17) |
| | | | |  | 5.70 | 8.00 | 8.40 | 8.50 | 8.20 | 8.50 | 8.60 | 8.400 | | 14.100 | (16) |
| | | Total 59.450 | | | | | | | | | | | | | |
| 13 | 301 | BONORA Georgia | AUS |  | 5.50 | 9.40 | 9.40 | 9.30 | 9.30 | 9.10 | 9.40 | 9.350 | | 14.850 | (12) |
| | | | |  | 5.90 | 8.70 | 8.60 | 8.80 | 8.60 | 8.90 | 8.80 | 8.725 | | 14.625 | (16) |
| | | | |  | 6.20 | 9.00 | 8.80 | 8.90 | 9.00 | 8.60 | 8.90 | 8.900 | | 15.100 | (14) |
| | | | |  | 5.90 | 8.50 | 8.40 | 8.70 | 8.30 | 8.40 | 8.60 | 8.475 | | 14.375 | (14) |
| | | Total 58.950 | | | | | | | | | | | | | |
| 14 | 366 | PAROLARI Lia | ITA |  | 5.00 | 8.60 | 8.90 | 9.00 | 9.00 | 9.00 | 8.90 | 8.950 | | 13.950 | (24) |
| | | | |  | 6.70 | 8.70 | 8.30 | 8.90 | 8.80 | 8.80 | 8.30 | 8.650 | | 15.350 | (8) |
| | | | |  | 6.20 | 9.00 | 8.80 | 9.00 | 8.90 | 8.80 | 9.00 | 8.925 | | 15.125 | (13) |
| | | | |  | 5.80 | 8.70 | 8.60 | 8.70 | 8.70 | 8.70 | 8.70 | 8.700 | | 14.500 | (10) |
| | | Total 58.925 | | | | | | | | | | | | | |
| 15 | 306 | MORGAN Shona | AUS |  | 5.50 | 9.30 | 9.10 | 9.20 | 9.10 | 8.80 | 9.20 | 9.150 | | 14.650 | (17) |
| | | | |  | 6.00 | 8.50 | 8.50 | 8.80 | 8.60 | 8.70 | 8.70 | 8.625 | | 14.625 | (16) |
| | | | |  | 6.50 | 8.60 | 8.30 | 8.80 | 9.00 | 8.50 | 8.50 | 8.600 | | 15.100 | (14) |
| | | | |  | 5.90 | 8.50 | 8.50 | 8.70 | 8.50 | 8.60 | 8.30 | 8.525 | | 14.425 | (12) |
| | | Total 58.800 | | | | | | | | | | | | | |
| 16 | 425 | HOPFNER-HIBBS Elyse | CAN |  | 5.50 | 9.30 | 9.30 | 9.40 | 9.40 | 9.40 | 9.40 | 9.375 | | 14.875 | (11) |
| | | | |  | 6.80 | 8.80 | 8.40 | 9.00 | 8.10 | 8.50 | 8.80 | 8.625 | | 15.425 | (7) |
| | | | |  | 5.80 | 8.60 | 8.60 | 8.30 | 7.80 | 8.30 | 8.20 | 8.350 | | 14.150 | (22) |
| | | | |  | 5.90 | 8.10 | 8.20 | 8.50 | 8.00 | 8.50 | 8.10 | 8.225 | 0.2 | 13.925 | (21) |
| | | Total 58.375 | | | | | | | | | | | | | |
| 17 | 371 | TSURUMI Koko | JPN |  | 5.00 | 9.20 | 9.00 | 9.20 | 9.00 | 9.10 | 8.90 | 9.075 | | 14.075 | (21) |
| | | | |  | 6.50 | 8.40 | 8.30 | 8.80 | 8.40 | 8.50 | 8.50 | 8.450 | | 14.950 | (13) |
| | | | |  | 6.30 | 9.20 | 9.00 | 9.00 | 9.30 | 9.10 | 9.10 | 9.100 | | 15.400 | (11) |
| | | | |  | 5.70 | 8.10 | 8.30 | 8.30 | 8.20 | 8.30 | 8.40 | 8.275 | 0.3 | 13.675 | (22) |
| | | Total 58.100 | | | | | | | | | | | | | |
| 18 | 458 | KASLIN Ariella | SUI |  | 6.30 | 9.10 | 8.80 | 9.10 | 9.00 | 9.10 | 9.00 | 9.050 | | 15.350 | (3) |
| | | | |  | 5.90 | 8.50 | 8.10 | 8.20 | 8.40 | 8.40 | 8.50 | 8.375 | | 14.275 | (21) |
| | | | |  | 6.80 | 7.80 | 7.60 | 7.90 | 7.50 | 7.60 | 7.30 | 7.625 | | 14.425 | (19) |
| | | | |  | 5.50 | 8.20 | 8.80 | 8.40 | 8.10 | 8.70 | 8.50 | 8.450 | | 13.950 | (18) |
| | | Total 58.000 | | | | | | | | | | | | | |





INDIVIDUAL JUDGES SCORES

裁判员评分 / NOTES DES JUGES

| Rank | Bib | Name | NOC Code | | A Score | B1 | B2 | B3 | B4 | B5 | B6 | B Score | Pen. | Total | Rank by App. |
|------|-----|---------------------|----------|---|---------|------|------|------|------|------|------|---------|------|--------|--------------|
| 19 | 335 | PETIT Marine | FRA |  | 5.50 | 9.20 | 9.20 | 9.30 | 9.20 | 9.30 | 9.10 | 9.225 | | 14.725 | (15) |
| | | | |  | 5.80 | 8.50 | 8.50 | 8.70 | 8.70 | 8.80 | 8.20 | 8.600 | | 14.400 | (19) |
| | | | |  | 6.40 | 8.00 | 7.80 | 7.80 | 8.00 | 7.90 | 7.80 | 7.875 | | 14.275 | (20) |
| | | | |  | 6.00 | 8.60 | 8.50 | 8.50 | 8.70 | 8.70 | 8.50 | 8.575 | | 14.575 | (9) |
| | | Total 57.975 | | | | | | | | | | | | | |
| 20 | 372 | OSHIMA Kyoko | JPN |  | 5.50 | 9.20 | 8.90 | 9.00 | 8.90 | 9.20 | 9.30 | 9.075 | | 14.575 | (18) |
| | | | |  | 5.90 | 8.70 | 8.80 | 8.80 | 8.70 | 9.10 | 8.80 | 8.775 | | 14.675 | (15) |
| | | | |  | 5.90 | 8.30 | 7.90 | 8.30 | 8.10 | 8.00 | 7.50 | 8.075 | | 13.975 | (23) |
| | | | |  | 5.80 | 8.50 | 8.70 | 8.50 | 8.50 | 8.70 | 8.80 | 8.600 | | 14.400 | (13) |
| | | Total 57.625 | | | | | | | | | | | | | |
| 21 | 431 | PALESOVA Kristyna | CZE |  | 5.00 | 8.80 | 9.20 | 8.90 | 9.20 | 9.00 | 9.20 | 9.075 | | 14.075 | (21) |
| | | | |  | 6.60 | 8.70 | 8.80 | 8.90 | 8.60 | 8.90 | 8.60 | 8.750 | | 15.350 | (8) |
| | | | |  | 6.20 | 8.20 | 8.40 | 8.50 | 8.80 | 8.40 | 8.50 | 8.450 | | 14.650 | (18) |
| | | | |  | 5.40 | 7.10 | 7.80 | 7.70 | 7.30 | 7.90 | 7.60 | 7.600 | 0.1 | 12.900 | (24) |
| | | Total 56.975 | | | | | | | | | | | | | |
| 22 | 311 | SILVA Ana | BRA |  | 5.50 | 8.80 | 8.80 | 8.50 | 8.60 | 8.80 | 8.40 | 8.675 | | 14.175 | (20) |
| | | | |  | 6.60 | 7.00 | 8.00 | 7.90 | 7.50 | 7.30 | 7.60 | 7.575 | | 14.175 | (23) |
| | | | |  | 5.60 | 8.70 | 8.50 | 8.50 | 8.60 | 8.70 | 8.40 | 8.575 | | 14.175 | (21) |
| | | | |  | 5.90 | 8.40 | 8.10 | 8.50 | 8.20 | 8.90 | 8.70 | 8.450 | | 14.350 | (15) |
| | | Total 56.875 | | | | | | | | | | | | | |
| 23 | 332 | DUGAIN Laetitia | FRA |  | 5.00 | 9.20 | 9.40 | 9.30 | 9.30 | 9.30 | 9.20 | 9.275 | | 14.275 | (19) |
| | | | |  | 5.60 | 8.70 | 8.70 | 8.40 | 8.80 | 8.70 | 8.60 | 8.675 | | 14.275 | (21) |
| | | | |  | 6.30 | 8.90 | 8.90 | 8.80 | 9.10 | 9.00 | 8.90 | 8.925 | | 15.225 | (12) |
| | | | |  | 4.60 | 8.30 | 8.60 | 8.40 | 8.80 | 8.20 | 8.70 | 8.500 | 0.1 | 13.000 | (23) |
| | | Total 56.775 | | | | | | | | | | | | | |
| 24 | 421 | MYS Gaelle | BEL |  | 5.00 | 9.00 | 8.90 | 8.90 | 9.10 | 9.10 | 9.00 | 9.000 | | 14.000 | (23) |
| | | | |  | 5.80 | 7.00 | 7.10 | 7.20 | 7.00 | 7.20 | 6.30 | 7.075 | | 12.875 | (24) |
| | | | |  | 6.40 | 6.60 | 6.20 | 7.00 | 7.00 | 6.80 | 6.40 | 6.700 | | 13.100 | (24) |
| | | | |  | 5.60 | 8.40 | 8.20 | 8.40 | 8.30 | 8.60 | 8.40 | 8.375 | | 13.975 | (17) |
| | | Total 53.950 | | | | | | | | | | | | | |

Legend:

| | | | | |
|--|---|--|---|--------------------|
| A Difficulty score | App. Apparatus | B1 - B6 Panel "B" judges 1 - 6 | B Panel "B" | Pen Penalty |
|  Vault |  Uneven Bars |  Beam |  Floor | |



INDIVIDUAL JUDGES SCORES

裁判员评分 / NOTES DES JUGES




| Rank | Bib | Name | NOC Code | A Score | B1 BRA | B2 ISL | B3 ITA | B4 ESP | B5 ISR | B6 NED | B Score | Pen. | Total |
|------|-----|---------------------|----------|---------|--------|--------|--------|--------|--------|--------|---------|------|--------|
| 1 | 411 | JOHNSON Shawn | USA | 6.50 | 9.40 | 9.30 | 9.40 | 9.40 | 9.40 | 9.30 | 9.375 | | 15.875 |
| 2 | 351 | CHUSOVITINA O. | GER | 6.30 | 9.50 | 9.50 | 9.60 | 9.40 | 9.30 | 9.40 | 9.450 | | 15.750 |
| 3 | 458 | KASLIN Ariella | SUI | 6.30 | 9.10 | 8.80 | 9.10 | 9.00 | 9.10 | 9.00 | 9.050 | | 15.350 |
| 4 | 394 | PAVLOVA Anna | RUS | 5.80 | 9.40 | 9.50 | 9.50 | 9.50 | 9.50 | 9.30 | 9.475 | | 15.275 |
| 5 | 325 | YANG Yilin | CHN | 5.80 | 9.40 | 9.30 | 9.30 | 9.40 | 9.40 | 9.40 | 9.375 | | 15.175 |
| 6 | 382 | IZBASA Sandra | ROU | 5.80 | 9.30 | 9.40 | 9.30 | 9.20 | 9.30 | 9.20 | 9.275 | | 15.075 |
| 7 | 315 | BARBOSA Jade | BRA | 6.50 | 8.50 | 8.70 | 8.50 | 8.60 | 8.40 | 8.50 | 8.525 | | 15.025 |
| 7 | 341 | DOWNIE Becky | GBR | 5.80 | 9.20 | 9.10 | 9.30 | 9.20 | 9.20 | 9.30 | 9.225 | | 15.025 |
| 7 | 381 | NISTOR Steliana | ROU | 5.80 | 9.10 | 9.00 | 9.30 | 9.40 | 9.30 | 9.20 | 9.225 | | 15.025 |
| 7 | 412 | LIUKIN Nastia | USA | 5.50 | 9.60 | 9.70 | 9.50 | 9.50 | 9.50 | 9.50 | 9.525 | | 15.025 |
| 11 | 425 | HOPFNER-HIBBS Elyse | CAN | 5.50 | 9.30 | 9.30 | 9.40 | 9.40 | 9.40 | 9.40 | 9.375 | | 14.875 |
| 12 | 301 | BONORA Georgia | AUS | 5.50 | 9.40 | 9.40 | 9.30 | 9.30 | 9.10 | 9.40 | 9.350 | | 14.850 |
| 13 | 323 | JIANG Yuyuan | CHN | 6.50 | 8.10 | 8.30 | 8.40 | 8.40 | 8.50 | 8.20 | 8.325 | | 14.825 |
| 14 | 396 | SEMENOVA Ksenia | RUS | 5.50 | 9.10 | 9.20 | 9.20 | 9.30 | 9.30 | 9.40 | 9.250 | | 14.750 |
| 15 | 335 | PETIT Marine | FRA | 5.50 | 9.20 | 9.20 | 9.30 | 9.20 | 9.30 | 9.10 | 9.225 | | 14.725 |
| 16 | 362 | FERRARI Vanessa | ITA | 5.80 | 8.90 | 8.80 | 9.10 | 9.00 | 8.90 | 8.70 | 8.900 | | 14.700 |
| 17 | 306 | MORGAN Shona | AUS | 5.50 | 9.30 | 9.10 | 9.20 | 9.10 | 8.80 | 9.20 | 9.150 | | 14.650 |
| 18 | 372 | OSHIMA Kyoko | JPN | 5.50 | 9.20 | 8.90 | 9.00 | 8.90 | 9.20 | 9.30 | 9.075 | | 14.575 |
| 19 | 332 | DUGAIN Laetitia | FRA | 5.00 | 9.20 | 9.40 | 9.30 | 9.30 | 9.30 | 9.20 | 9.275 | | 14.275 |
| 20 | 311 | SILVA Ana | BRA | 5.50 | 8.80 | 8.80 | 8.50 | 8.60 | 8.80 | 8.40 | 8.675 | | 14.175 |
| 21 | 371 | TSURUMI Koko | JPN | 5.00 | 9.20 | 9.00 | 9.20 | 9.00 | 9.10 | 8.90 | 9.075 | | 14.075 |
| 21 | 431 | PALESOVA Kristyna | CZE | 5.00 | 8.80 | 9.20 | 8.90 | 9.20 | 9.00 | 9.20 | 9.075 | | 14.075 |
| 23 | 421 | MYS Gaelle | BEL | 5.00 | 9.00 | 8.90 | 8.90 | 9.10 | 9.10 | 9.00 | 9.000 | | 14.000 |
| 24 | 366 | PAROLARI Lia | ITA | 5.00 | 8.60 | 8.90 | 9.00 | 9.00 | 9.00 | 8.90 | 8.950 | | 13.950 |

Legend:

A Difficulty score B1 - B6 Panel "B" judges 1 - 6 Pen Penalty

 Vault



INDIVIDUAL JUDGES SCORES

裁判员评分 / NOTES DES JUGES



| Rank | Bib | Name | NOC Code | A Score | B1 ROU | B2 KOR | B3 UKR | B4 SUI | B5 GRE | B6 AUS | B Score | Pen. | Total |
|------|-----|---------------------|----------|---------|--------|--------|--------|--------|--------|--------|---------|------|--------|
| 1 | 325 | YANG Yilin | CHN | 7.70 | 9.20 | 8.90 | 9.10 | 9.10 | 9.00 | 8.90 | 9.025 | | 16.725 |
| 2 | 412 | LIUKIN Nastia | USA | 7.70 | 8.90 | 9.10 | 9.00 | 8.90 | 9.00 | 8.40 | 8.950 | | 16.650 |
| 3 | 396 | SEMENOVA Ksenia | RUS | 7.40 | 9.00 | 9.10 | 9.50 | 8.80 | 9.20 | 9.00 | 9.075 | | 16.475 |
| 4 | 381 | NISTOR Steliana | ROU | 7.30 | 8.80 | 9.20 | 8.40 | 8.60 | 8.70 | 8.60 | 8.675 | | 15.975 |
| 5 | 323 | JIANG Yuyuan | CHN | 7.10 | 8.70 | 8.70 | 8.50 | 8.80 | 8.90 | 8.90 | 8.775 | | 15.875 |
| 6 | 341 | DOWNIE Becky | GBR | 7.00 | 8.70 | 8.40 | 8.50 | 8.70 | 8.90 | 8.60 | 8.625 | | 15.625 |
| 7 | 425 | HOPFNER-HIBBS Elyse | CAN | 6.80 | 8.80 | 8.40 | 9.00 | 8.10 | 8.50 | 8.80 | 8.625 | | 15.425 |
| 8 | 366 | PAROLARI Lia | ITA | 6.70 | 8.70 | 8.30 | 8.90 | 8.80 | 8.80 | 8.30 | 8.650 | | 15.350 |
| 8 | 431 | PALESOVA Kristyna | CZE | 6.60 | 8.70 | 8.80 | 8.90 | 8.60 | 8.90 | 8.60 | 8.750 | | 15.350 |
| 10 | 411 | JOHNSON Shawn | USA | 6.30 | 8.90 | 9.00 | 8.90 | 9.00 | 9.10 | 9.00 | 8.975 | | 15.275 |
| 11 | 362 | FERRARI Vanessa | ITA | 6.80 | 8.70 | 8.40 | 8.20 | 8.50 | 8.50 | 8.20 | 8.400 | | 15.200 |
| 12 | 315 | BARBOSA Jade | BRA | 6.60 | 8.30 | 8.10 | 8.60 | 8.70 | 8.60 | 8.40 | 8.475 | | 15.075 |
| 13 | 371 | TSURUMI Koko | JPN | 6.50 | 8.40 | 8.30 | 8.80 | 8.40 | 8.50 | 8.50 | 8.450 | | 14.950 |
| 14 | 351 | CHUSOVITINA O. | GER | 6.20 | 8.40 | 8.60 | 8.80 | 8.80 | 8.60 | 8.90 | 8.700 | | 14.900 |
| 15 | 372 | OSHIMA Kyoko | JPN | 5.90 | 8.70 | 8.80 | 8.80 | 8.70 | 9.10 | 8.80 | 8.775 | | 14.675 |
| 16 | 301 | BONORA Georgia | AUS | 5.90 | 8.70 | 8.60 | 8.80 | 8.60 | 8.90 | 8.80 | 8.725 | | 14.625 |
| 16 | 306 | MORGAN Shona | AUS | 6.00 | 8.50 | 8.50 | 8.80 | 8.60 | 8.70 | 8.70 | 8.625 | | 14.625 |
| 18 | 394 | PAVLOVA Anna | RUS | 5.70 | 8.50 | 9.00 | 8.70 | 8.90 | 9.00 | 8.70 | 8.825 | | 14.525 |
| 19 | 335 | PETIT Marine | FRA | 5.80 | 8.50 | 8.50 | 8.70 | 8.70 | 8.80 | 8.20 | 8.600 | | 14.400 |
| 20 | 382 | IZBASA Sandra | ROU | 5.70 | 8.90 | 8.60 | 8.80 | 8.50 | 8.50 | 8.30 | 8.600 | | 14.300 |
| 21 | 332 | DUGAIN Laetitia | FRA | 5.60 | 8.70 | 8.70 | 8.40 | 8.80 | 8.70 | 8.60 | 8.675 | | 14.275 |
| 21 | 458 | KASLIN Ariella | SUI | 5.90 | 8.50 | 8.10 | 8.20 | 8.40 | 8.40 | 8.50 | 8.375 | | 14.275 |
| 23 | 311 | SILVA Ana | BRA | 6.60 | 7.00 | 8.00 | 7.90 | 7.50 | 7.30 | 7.60 | 7.575 | | 14.175 |
| 24 | 421 | MYS Gaele | BEL | 5.80 | 7.00 | 7.10 | 7.20 | 7.00 | 7.20 | 6.30 | 7.075 | | 12.875 |

Legend:

A Difficulty score B1 - B6 Panel "B" judges 1 - 6 Pen Penalty



Uneven Bars



INDIVIDUAL JUDGES SCORES

裁判员评分 / NOTES DES JUGES




| Rank | Bib | Name | NOC Code | A Score | B1 BUL | B2 SWE | B3 COL | B4 RSA | B5 POL | B6 GBR | B Score | Pen. | Total |
|------|-----|---------------------|----------|---------|--------|--------|--------|--------|--------|--------|---------|------|--------|
| 1 | 412 | LIUKIN Nastia | USA | 6.70 | 9.40 | 9.40 | 9.50 | 9.50 | 9.30 | 9.40 | 9.425 | | 16.125 |
| 2 | 411 | JOHNSON Shawn | USA | 7.00 | 9.30 | 9.20 | 9.00 | 9.00 | 9.00 | 9.00 | 9.050 | | 16.050 |
| 3 | 394 | PAVLOVA Anna | RUS | 6.80 | 9.20 | 9.10 | 9.00 | 9.20 | 9.30 | 9.20 | 9.175 | | 15.975 |
| 4 | 396 | SEMENOVA Ksenia | RUS | 6.70 | 9.30 | 9.20 | 9.20 | 9.30 | 9.20 | 9.10 | 9.225 | | 15.925 |
| 5 | 382 | IZBASA Sandra | ROU | 7.00 | 8.80 | 8.90 | 9.00 | 8.90 | 8.90 | 8.60 | 8.875 | | 15.875 |
| 6 | 325 | YANG Yilin | CHN | 6.70 | 9.00 | 9.00 | 9.10 | 9.10 | 8.90 | 9.20 | 9.050 | | 15.750 |
| 7 | 362 | FERRARI Vanessa | ITA | 6.70 | 9.20 | 9.10 | 8.90 | 8.80 | 8.80 | 8.60 | 8.900 | | 15.600 |
| 8 | 381 | NISTOR Steliana | ROU | 6.70 | 9.20 | 8.80 | 8.80 | 8.80 | 8.80 | 9.00 | 8.850 | | 15.550 |
| 9 | 315 | BARBOSA Jade | BRA | 6.70 | 8.70 | 8.90 | 8.70 | 9.10 | 8.90 | 8.70 | 8.800 | | 15.500 |
| 10 | 323 | JIANG Yuyuan | CHN | 6.40 | 9.10 | 9.10 | 8.80 | 9.10 | 9.20 | 8.80 | 9.025 | | 15.425 |
| 11 | 371 | TSURUMI Koko | JPN | 6.30 | 9.20 | 9.00 | 9.00 | 9.30 | 9.10 | 9.10 | 9.100 | | 15.400 |
| 12 | 332 | DUGAIN Laetitia | FRA | 6.30 | 8.90 | 8.90 | 8.80 | 9.10 | 9.00 | 8.90 | 8.925 | | 15.225 |
| 13 | 366 | PAROLARI Lia | ITA | 6.20 | 9.00 | 8.80 | 9.00 | 8.90 | 8.80 | 9.00 | 8.925 | | 15.125 |
| 14 | 301 | BONORA Georgia | AUS | 6.20 | 9.00 | 8.80 | 8.90 | 9.00 | 8.60 | 8.90 | 8.900 | | 15.100 |
| 14 | 306 | MORGAN Shona | AUS | 6.50 | 8.60 | 8.30 | 8.80 | 9.00 | 8.50 | 8.50 | 8.600 | | 15.100 |
| 16 | 351 | CHUSOVITINA O. | GER | 6.20 | 8.80 | 8.60 | 8.50 | 8.80 | 8.70 | 8.60 | 8.675 | | 14.875 |
| 17 | 341 | DOWNIE Becky | GBR | 6.20 | 8.80 | 8.50 | 8.30 | 8.50 | 8.60 | 8.40 | 8.500 | | 14.700 |
| 18 | 431 | PALESOVA Kristyna | CZE | 6.20 | 8.20 | 8.40 | 8.50 | 8.80 | 8.40 | 8.50 | 8.450 | | 14.650 |
| 19 | 458 | KASLIN Ariella | SUI | 6.80 | 7.80 | 7.60 | 7.90 | 7.50 | 7.60 | 7.30 | 7.625 | | 14.425 |
| 20 | 335 | PETIT Marine | FRA | 6.40 | 8.00 | 7.80 | 7.80 | 8.00 | 7.90 | 7.80 | 7.875 | | 14.275 |
| 21 | 311 | SILVA Ana | BRA | 5.60 | 8.70 | 8.50 | 8.50 | 8.60 | 8.70 | 8.40 | 8.575 | | 14.175 |
| 22 | 425 | HOPFNER-HIBBS Elyse | CAN | 5.80 | 8.60 | 8.60 | 8.30 | 7.80 | 8.30 | 8.20 | 8.350 | | 14.150 |
| 23 | 372 | OSHIMA Kyoko | JPN | 5.90 | 8.30 | 7.90 | 8.30 | 8.10 | 8.00 | 7.50 | 8.075 | | 13.975 |
| 24 | 421 | MYS Gaele | BEL | 6.40 | 6.60 | 6.20 | 7.00 | 7.00 | 6.80 | 6.40 | 6.700 | | 13.100 |

Legend:

A Difficulty score B1 - B6 Panel "B" judges 1 - 6 Pen Penalty



Beam



INDIVIDUAL JUDGES SCORES

裁判员评分 / NOTES DES JUGES



| Rank | Bib | Name | NOC Code | A Score | B1 NZL | B2 FIN | B3 GER | B4 LUX | B5 BEL | B6 BLR | B Score | Pen. | Total |
|------|-----|---------------------|----------|---------|--------|--------|--------|--------|--------|--------|---------|------|--------|
| 1 | 411 | JOHNSON Shawn | USA | 6.30 | 9.00 | 9.10 | 9.30 | 9.40 | 9.20 | 9.30 | 9.225 | | 15.525 |
| 1 | 412 | LIUKIN Nastia | USA | 6.20 | 9.40 | 9.30 | 9.40 | 9.30 | 9.30 | 9.30 | 9.325 | | 15.525 |
| 3 | 382 | IZBASA Sandra | ROU | 6.50 | 8.90 | 8.80 | 9.10 | 9.00 | 9.00 | 9.10 | 9.000 | | 15.500 |
| 4 | 394 | PAVLOVA Anna | RUS | 5.80 | 9.30 | 9.20 | 9.20 | 9.20 | 9.30 | 9.30 | 9.250 | | 15.050 |
| 5 | 325 | YANG Yilin | CHN | 6.10 | 8.70 | 8.70 | 9.00 | 9.00 | 8.90 | 9.10 | 8.900 | | 15.000 |
| 6 | 323 | JIANG Yuyuan | CHN | 6.20 | 8.40 | 8.70 | 8.60 | 8.80 | 8.50 | 8.50 | 8.575 | | 14.775 |
| 6 | 396 | SEMENOVA Ksenia | RUS | 5.80 | 9.10 | 8.90 | 8.70 | 9.20 | 8.80 | 9.10 | 8.975 | | 14.775 |
| 8 | 351 | CHUSOVITINA O. | GER | 5.90 | 9.00 | 8.50 | 8.70 | 8.60 | 8.60 | 8.90 | 8.700 | | 14.600 |
| 9 | 335 | PETIT Marine | FRA | 6.00 | 8.60 | 8.50 | 8.50 | 8.70 | 8.70 | 8.50 | 8.575 | | 14.575 |
| 10 | 366 | PAROLARI Lia | ITA | 5.80 | 8.70 | 8.60 | 8.70 | 8.70 | 8.70 | 8.70 | 8.700 | | 14.500 |
| 10 | 381 | NISTOR Steliana | ROU | 6.00 | 8.60 | 8.50 | 8.80 | 8.60 | 8.30 | 8.70 | 8.600 | 0.1 | 14.500 |
| 12 | 306 | MORGAN Shona | AUS | 5.90 | 8.50 | 8.50 | 8.70 | 8.50 | 8.60 | 8.30 | 8.525 | | 14.425 |
| 13 | 372 | OSHIMA Kyoko | JPN | 5.80 | 8.50 | 8.70 | 8.50 | 8.50 | 8.70 | 8.80 | 8.600 | | 14.400 |
| 14 | 301 | BONORA Georgia | AUS | 5.90 | 8.50 | 8.40 | 8.70 | 8.30 | 8.40 | 8.60 | 8.475 | | 14.375 |
| 15 | 311 | SILVA Ana | BRA | 5.90 | 8.40 | 8.10 | 8.50 | 8.20 | 8.90 | 8.70 | 8.450 | | 14.350 |
| 16 | 341 | DOWNIE Becky | GBR | 5.70 | 8.00 | 8.40 | 8.50 | 8.20 | 8.50 | 8.60 | 8.400 | | 14.100 |
| 17 | 421 | MYS Gaelle | BEL | 5.60 | 8.40 | 8.20 | 8.40 | 8.30 | 8.60 | 8.40 | 8.375 | | 13.975 |
| 18 | 315 | BARBOSA Jade | BRA | 5.90 | 7.80 | 8.10 | 8.00 | 7.90 | 8.40 | 8.20 | 8.050 | | 13.950 |
| 18 | 362 | FERRARI Vanessa | ITA | 6.30 | 7.40 | 7.60 | 7.70 | 7.90 | 8.00 | 7.80 | 7.750 | 0.1 | 13.950 |
| 18 | 458 | KASLIN Ariella | SUI | 5.50 | 8.20 | 8.80 | 8.40 | 8.10 | 8.70 | 8.50 | 8.450 | | 13.950 |
| 21 | 425 | HOPFNER-HIBBS Elyse | CAN | 5.90 | 8.10 | 8.20 | 8.50 | 8.00 | 8.50 | 8.10 | 8.225 | 0.2 | 13.925 |
| 22 | 371 | TSURUMI Koko | JPN | 5.70 | 8.10 | 8.30 | 8.30 | 8.20 | 8.30 | 8.40 | 8.275 | 0.3 | 13.675 |
| 23 | 332 | DUGAIN Laetitia | FRA | 4.60 | 8.30 | 8.60 | 8.40 | 8.80 | 8.20 | 8.70 | 8.500 | 0.1 | 13.000 |
| 24 | 431 | PALESOVA Kristyna | CZE | 5.40 | 7.10 | 7.80 | 7.70 | 7.30 | 7.90 | 7.60 | 7.600 | 0.1 | 12.900 |

Legend:

A Difficulty score B1 - B6 Panel "B" judges 1 - 6 Pen Penalty

 Floor



RESULTS

比赛成绩 / RÉSULTATS



| Rank | Bib | Name | NOC Code | Vault 1 | Vault 2 | Total |
|------|-----|---------------------|----------|---------|---------|--------|
| 1 | 454 | HONG Un Jong | PRK | 15.550 | 15.750 | 15.650 |
| 2 | 351 | CHUSOVITINA O. | GER | 15.725 | 15.425 | 15.575 |
| 3 | 321 | CHENG Fei | CHN | 16.075 | 15.050 | 15.562 |
| 4 | 415 | SACRAMONE Alicia | USA | 15.750 | 15.325 | 15.537 |
| 5 | 458 | KASLIN Ariella | SUI | 15.400 | 14.700 | 15.050 |
| 6 | 363 | GIOVANNINI Carlotta | ITA | 14.925 | 14.175 | 14.550 |
| 7 | 315 | BARBOSA Jade | BRA | 14.725 | 14.250 | 14.487 |
| 8 | 394 | PAVLOVA Anna | RUS | 15.625 | 0.000 | 7.812 |



| Rank | Bib | Name | NOC Code | Total |
|------|-----|------------------|----------|--------|
| 1 | 322 | HE Kexin | CHN | 16.725 |
| 2 | 412 | LIUKIN Nastia | USA | 16.725 |
| 3 | 325 | YANG Yilin | CHN | 16.650 |
| 4 | 343 | TWEDDLE Beth | GBR | 16.625 |
| 5 | 406 | KOVAL Anastasiia | UKR | 16.375 |
| 6 | 396 | SEMENOVA Ksenia | RUS | 16.325 |
| 7 | 381 | NISTOR Steliana | ROU | 15.575 |
| 8 | 404 | ZGOBA Dariya | UKR | 14.875 |



| Rank | Bib | Name | NOC Code | Total |
|------|-----|-------------------|----------|--------|
| 1 | 411 | JOHNSON Shawn | USA | 16.225 |
| 2 | 412 | LIUKIN Nastia | USA | 16.025 |
| 3 | 321 | CHENG Fei | CHN | 15.950 |
| 4 | 394 | PAVLOVA Anna | RUS | 15.900 |
| 5 | 385 | DRAGOI Gabriela | ROU | 15.625 |
| 6 | 324 | LI Shanshan | CHN | 15.300 |
| 7 | 391 | AFANASYEVA Ksenia | RUS | 14.825 |
| 8 | 371 | TSURUMI Koko | JPN | 14.450 |



| Rank | Bib | Name | NOC Code | Total |
|------|-----|----------------------|----------|--------|
| 1 | 382 | IZBASA Sandra | ROU | 15.650 |
| 2 | 411 | JOHNSON Shawn | USA | 15.500 |
| 3 | 412 | LIUKIN Nastia | USA | 15.425 |
| 4 | 323 | JIANG Yuyuan | CHN | 15.350 |
| 5 | 393 | KRAMARENKO Ekaterina | RUS | 15.025 |
| 6 | 312 | SANTOS Daiane | BRA | 14.975 |
| 7 | 321 | CHENG Fei | CHN | 14.550 |
| 8 | 394 | PAVLOVA Anna | RUS | 14.125 |

Legend:



Vault




Uneven Bars



Beam



Floor



INDIVIDUAL JUDGES SCORES

裁判员评分 / NOTES DES JUGES




| Rank | Bib | Name | NOC Code | V | A Score | B1 NED | B2 AUT | B3 FIN | B4 COL | B5 SWE | B6 ROU | B Score | Pen. | Vault | Total |
|------|-----|---------------------|----------|---|---------|--------|--------|--------|--------|--------|--------|---------|------|--------|--------|
| 1 | 454 | HONG Un Jong | PRK | 1 | 6.50 | 9.10 | 9.40 | 9.30 | 9.30 | 9.40 | 9.40 | 9.350 | 0.3 | 15.550 | 15.650 |
| | | | | 2 | 6.50 | 9.20 | 9.20 | 9.30 | 9.40 | 9.30 | 9.10 | 9.250 | | 15.750 | |
| 2 | 351 | CHUSOVITINA O. | GER | 1 | 6.30 | 9.10 | 9.40 | 9.40 | 9.50 | 9.50 | 9.40 | 9.425 | | 15.725 | 15.575 |
| | | | | 2 | 6.00 | 9.30 | 9.40 | 9.40 | 9.50 | 9.40 | 9.50 | 9.425 | | 15.425 | |
| 3 | 321 | CHENG Fei | CHN | 1 | 6.50 | 9.50 | 9.50 | 9.60 | 9.60 | 9.60 | 9.60 | 9.575 | | 16.075 | 15.562 |
| | | | | 2 | 6.50 | 8.40 | 8.60 | 8.60 | 8.80 | 8.50 | 8.50 | 8.550 | | 15.050 | |
| 4 | 415 | SACRAMONE Alicia | USA | 1 | 6.30 | 9.40 | 9.40 | 9.50 | 9.50 | 9.50 | 9.30 | 9.450 | | 15.750 | 15.537 |
| | | | | 2 | 5.80 | 9.50 | 9.50 | 9.50 | 9.60 | 9.60 | 9.50 | 9.525 | | 15.325 | |
| 5 | 458 | KASLIN Ariella | SUI | 1 | 6.30 | 9.00 | 9.10 | 9.20 | 9.10 | 9.00 | 9.30 | 9.100 | | 15.400 | 15.050 |
| | | | | 2 | 5.50 | 9.10 | 9.20 | 9.30 | 9.20 | 9.20 | 9.20 | 9.200 | | 14.700 | |
| 6 | 363 | GIOVANNINI Carlotta | ITA | 1 | 5.80 | 9.00 | 9.10 | 9.30 | 9.30 | 9.40 | 9.20 | 9.225 | 0.1 | 14.925 | 14.550 |
| | | | | 2 | 5.90 | 8.00 | 8.30 | 8.40 | 8.50 | 8.30 | 8.10 | 8.275 | | 14.175 | |
| 7 | 315 | BARBOSA Jade | BRA | 1 | 5.80 | 9.00 | 8.90 | 8.60 | 9.30 | 9.00 | 8.80 | 8.925 | | 14.725 | 14.487 |
| | | | | 2 | 5.60 | 8.70 | 8.60 | 8.70 | 8.70 | 8.60 | 8.60 | 8.650 | | 14.250 | |
| 8 | 394 | PAVLOVA Anna | RUS | 1 | 6.50 | 9.10 | 9.00 | 9.20 | 9.30 | 9.20 | 9.00 | 9.125 | | 15.625 | 7.812 |
| | | | | 2 | 0.00 | 0.00 | 0.00 | 0.00 | 0.00 | 0.00 | 0.00 | 0.000 | | 0.000 | |

Legend:

V Vault number A Difficulty score B1 - B6 Panel "B" judges 1 - 6 Pen Penalty

 Vault



INDIVIDUAL JUDGES SCORES

裁判员评分 / NOTES DES JUGES




| Rank | Bib | Name | NOC Code | A Score | B1 AUS | B2 POL | B3 NZL | B4 RSA | B5 BRA | B6 BUL | B Score | Pen. | Total |
|------|-----|------------------|----------|---------|--------|--------|--------|--------|--------|--------|---------|------|--------|
| 1 | 322 | HE Kexin | CHN | 7.70 | 9.30 | 9.10 | 9.10 | 8.90 | 9.00 | 8.90 | 9.025 | | 16.725 |
| 2 | 412 | LIUKIN Nastia | USA | 7.70 | 9.00 | 9.30 | 9.00 | 8.80 | 9.00 | 9.10 | 9.025 | | 16.725 |
| 3 | 325 | YANG Yilin | CHN | 7.70 | 8.90 | 9.00 | 8.90 | 9.00 | 9.10 | 8.80 | 8.950 | | 16.650 |
| 4 | 343 | TWEDDLE Beth | GBR | 7.80 | 8.70 | 9.00 | 9.10 | 8.70 | 8.80 | 8.80 | 8.825 | | 16.625 |
| 5 | 406 | KOVAL Anastasiia | UKR | 7.30 | 9.00 | 9.20 | 8.90 | 9.20 | 9.10 | 9.00 | 9.075 | | 16.375 |
| 6 | 396 | SEMENOVA Ksenia | RUS | 7.40 | 8.70 | 9.30 | 8.90 | 8.80 | 8.90 | 9.10 | 8.925 | | 16.325 |
| 7 | 381 | NISTOR Steliana | ROU | 7.00 | 8.60 | 8.70 | 8.40 | 8.60 | 8.40 | 8.70 | 8.575 | | 15.575 |
| 8 | 404 | ZGOBA Dariya | UKR | 7.10 | 8.10 | 8.10 | 7.70 | 7.70 | 7.30 | 8.00 | 7.875 | 0.1 | 14.875 |

Legend:

A Difficulty score B1 - B6 Panel "B" judges 1 - 6 Pen Penalty



Uneven Bars



INDIVIDUAL JUDGES SCORES

裁判员评分 / NOTES DES JUGES




| Rank | Bib | Name | NOC Code | A Score | B1 GRE | B2 GER | B3 GBR | B4 KOR | B5 ISR | B6 LUX | B Score | Pen. | Total |
|------|-----|-------------------|----------|---------|--------|--------|--------|--------|--------|--------|---------|------|--------|
| 1 | 411 | JOHNSON Shawn | USA | 7.00 | 9.20 | 9.30 | 9.20 | 9.30 | 9.20 | 9.00 | 9.225 | | 16.225 |
| 2 | 412 | LIUKIN Nastia | USA | 6.60 | 9.40 | 9.40 | 9.50 | 9.50 | 9.40 | 9.40 | 9.425 | | 16.025 |
| 3 | 321 | CHENG Fei | CHN | 6.80 | 9.20 | 9.10 | 9.20 | 9.00 | 9.30 | 9.10 | 9.150 | | 15.950 |
| 4 | 394 | PAVLOVA Anna | RUS | 6.80 | 9.30 | 8.90 | 9.00 | 9.20 | 9.00 | 9.20 | 9.100 | | 15.900 |
| 5 | 385 | DRAGOI Gabriela | ROU | 6.50 | 9.10 | 9.00 | 9.10 | 9.20 | 9.20 | 9.10 | 9.125 | | 15.625 |
| 6 | 324 | LI Shanshan | CHN | 7.00 | 8.30 | 8.50 | 7.90 | 8.50 | 8.30 | 8.10 | 8.300 | | 15.300 |
| 7 | 391 | AFANASYEVA Ksenia | RUS | 5.80 | 9.20 | 9.20 | 8.90 | 9.00 | 8.90 | 9.00 | 9.025 | | 14.825 |
| 8 | 371 | TSURUMI Koko | JPN | 6.30 | 8.20 | 8.20 | 8.00 | 8.20 | 8.20 | 8.00 | 8.150 | | 14.450 |

Legend:

A Difficulty score B1 - B6 Panel "B" judges 1 - 6 Pen Penalty



Beam



INDIVIDUAL JUDGES SCORES

裁判员评分 / NOTES DES JUGES



| Rank | Bib | Name | NOC Code | A Score | B1 ITA | B2 ISL | B3 UKR | B4 ESP | B5 SUI | B6 ARG | B Score | Pen. | Total |
|------|-----|----------------------|----------|---------|--------|--------|--------|--------|--------|--------|---------|------|--------|
| 1 | 382 | IZBASA Sandra | ROU | 6.50 | 9.20 | 9.00 | 9.20 | 9.10 | 9.10 | 9.20 | 9.150 | | 15.650 |
| 2 | 411 | JOHNSON Shawn | USA | 6.40 | 9.10 | 9.10 | 9.10 | 9.10 | 9.00 | 9.10 | 9.100 | | 15.500 |
| 3 | 412 | LIUKIN Nastia | USA | 6.20 | 9.20 | 9.20 | 9.40 | 9.20 | 9.20 | 9.30 | 9.225 | | 15.425 |
| 4 | 323 | JIANG Yuyuan | CHN | 6.30 | 9.10 | 9.00 | 9.40 | 9.00 | 8.80 | 9.10 | 9.050 | | 15.350 |
| 5 | 393 | KRAMARENKO Ekaterina | RUS | 6.10 | 8.70 | 8.90 | 9.10 | 8.90 | 8.90 | 9.00 | 8.925 | | 15.025 |
| 6 | 312 | SANTOS Daiane | BRA | 6.40 | 8.80 | 8.80 | 8.70 | 8.50 | 8.80 | 8.90 | 8.775 | 0.2 | 14.975 |
| 7 | 321 | CHENG Fei | CHN | 6.30 | 8.30 | 8.20 | 8.10 | 8.30 | 8.20 | 8.30 | 8.250 | | 14.550 |
| 8 | 394 | PAVLOVA Anna | RUS | 5.80 | 8.20 | 8.40 | 8.50 | 8.40 | 8.20 | 8.30 | 8.325 | | 14.125 |

Legend:

A Difficulty score B1 - B6 Panel "B" judges 1 - 6 Pen Penalty

 Floor



Rhythmic Gymnastics

21-24 August

OFFICIAL RESULTS BOOK





COMPETITION SCHEDULE

As of 6 AUG 2008

竞赛日程 / HORARIE DES COMPÉTITIONS

| Date | Start Time | Estimated Finish Time | Event | Details |
|------------|------------|-----------------------|--------------------------------------|------------|
| THU 21 AUG | 18:00 | 21:45 | Qualification-day 1 | |
| | 18:00 | 19:18 | Individual All-Around Qualification | Rotation 1 |
| | 19:19 | 20:39 | Individual All-Around Qualification | Rotation 2 |
| | 20:49 | 21:45 | Group All-Around Qualification | Rotation 1 |
| FRI 22 AUG | 18:00 | 21:45 | Qualification-day 2 | |
| | 18:00 | 19:18 | Individual All-Around Qualification | Rotation 3 |
| | 19:19 | 20:39 | Individual All-Around Qualification | Rotation 4 |
| | 20:49 | 21:45 | Group All-Around Qualification | Rotation 2 |
| SAT 23 AUG | 18:00 | 20:28 | Individual All-Around Final | |
| | 18:00 | 18:32 | Individual All-Around Final | Rotation 1 |
| | 18:33 | 19:06 | Individual All-Around Final | Rotation 2 |
| | 19:07 | 19:39 | Individual All-Around Final | Rotation 3 |
| | 19:40 | 20:15 | Individual All-Around Final | Rotation 4 |
| | 20:20 | 20:28 | Individual All-Around Medal Ceremony | |
| SUN 24 AUG | 11:00 | 12:32 | Group All-Around Final | |
| | 11:00 | 11:36 | Group All-Around Final | Rotation 1 |
| | 12:15 | 12:15 | Group All-Around Final | Rotation 2 |
| | 12:32 | 12:32 | Group All-Around Medal Ceremony | |

Note:

Schedule is subject to change.



ENTRY LIST BY NOC

NOC报名表 / LISTE DES ENGAGÉS PAR NATION

As of WED 20 AUG 2008

| NOC | Name | Event Code | Date of Birth |
|------------|----------------------|------------|---------------|
| AUS | Australia | | |
| | JOHNSTON Naazmi | I | 28 NOV 1988 |
| AUT | Austria | | |
| | WEBER Caroline | I | 31 MAY 1986 |
| AZE | Azerbaijan | | |
| | GARAYEVA Aliya | I | 1 JAN 1988 |
| | GIMATOVA Dinara | I | 18 NOV 1986 |
| | BITIEVA Anna | G | 17 NOV 1987 |
| | GORINA Dina | G | 1 NOV 1987 |
| | HUSEYNOVA Vafa | G | 10 NOV 1988 |
| | PRASOLOVA Anastasiya | G | 19 OCT 1989 |
| | TREPINA Alina | G | 16 SEP 1989 |
| | YEGAY Valeriya | G | 13 DEC 1986 |
| BLR | Belarus | | |
| | CHERKASHINA Lyubov | I | 23 DEC 1987 |
| | ZHUKOVA Inna | I | 6 SEP 1986 |
| | BABUSHKINA Olesya | G | 30 JAN 1989 |
| | IVANKOVA Anastasia | G | 22 NOV 1991 |
| | LUNINA Zinaida | G | 18 APR 1989 |
| | MARTINOVICH Glafira | G | 4 FEB 1989 |
| | SANKOVICH Ksenia | G | 27 FEB 1990 |
| | TUMILOVICH Alina | G | 21 APR 1990 |
| BRA | Brazil | | |
| | FARO Luana | G | 24 MAR 1990 |
| | LEITE Daniela | G | 20 APR 1988 |
| | MANTOVANELI Tayanne | G | 14 FEB 1987 |
| | MATSUO Luisa | G | 8 AUG 1988 |
| | MENEZES Marcela | G | 8 JUN 1986 |
| | MULLER Nicole | G | 27 FEB 1989 |
| BUL | Bulgaria | | |
| | PAISIEVA Elizabeth | I | 17 DEC 1986 |
| | PEYCHEVA Simona | I | 14 MAY 1985 |
| | KOUSSEVA Tzveta | G | 6 JAN 1989 |
| | MANOLOVA Yolita | G | 5 OCT 1989 |
| | MARINOVA Zornitsa | G | 6 JAN 1987 |
| | PAUNOVSKA Maya | G | 5 MAY 1988 |
| | TANTCHEVA Ioanna | G | 18 MAR 1989 |
| | TONGOVA Tatyana | G | 14 OCT 1989 |
| CAN | Canada | | |
| | ORLANDO Alexandra | I | 19 JAN 1987 |



ENTRY LIST BY NOC

NOC报名表 / LISTE DES ENGAGÉS PAR NATION

As of WED 20 AUG 2008

| NOC | Name | Event Code | Date of Birth |
|------------|----------------------|------------|---------------|
| CHN | China | | |
| | LI Hongyang | I | 16 MAY 1990 |
| | CAI Tongtong | G | 7 FEB 1990 |
| | CHOU Tao | G | 30 MAR 1988 |
| | LU Yuanyang | G | 22 JUN 1983 |
| | SUI Jianshuang | G | 1 FEB 1989 |
| | SUN Dan | G | 4 SEP 1986 |
| | ZHANG Shuo | G | 5 JAN 1984 |
| CPV | Cape Verde | | |
| | MONTEIRO Wania | I | 9 AUG 1986 |
| ESP | Spain | | |
| | CID Almudena | I | 15 JUN 1980 |
| | GONZALEZ Barbara | G | 15 JAN 1985 |
| | GONZALEZ Lara | G | 14 APR 1986 |
| | PAGAN Isabel | G | 24 JUL 1986 |
| | PELAZ Ana Maria | G | 24 SEP 1987 |
| | RUIZ Veronica | G | 23 JAN 1989 |
| | SALOM Elisabeth | G | 20 JAN 1989 |
| EST | Estonia | | |
| | KIKKAS Irina | I | 22 JUL 1984 |
| GRE | Greece | | |
| | ANDRIOLA Eleni | I | 9 NOV 1986 |
| | KAFALIDOU Dimitra | G | 20 AUG 1991 |
| | MANIOU Vasiliki | G | 25 NOV 1992 |
| | PILAKI Olga Afroditi | G | 12 JAN 1989 |
| | PLEXIDA Paraskevi | G | 26 JUN 1991 |
| | SAMARA Ioanna | G | 29 AUG 1991 |
| | TSAGARI Nikoleta | G | 14 JUL 1990 |
| ISR | Israel | | |
| | RISENZON Irina | I | 14 JAN 1988 |
| | RIVKIN Neta | I | 19 JUN 1991 |
| | DVORNICHENKO Olena | G | 3 NOV 1990 |
| | PISETSKY Katerina | G | 26 FEB 1986 |
| | SAVENKOV Maria | G | 2 AUG 1988 |
| | VIGDOZCHIK Rahel | G | 1 MAY 1989 |
| | VITENBERG Veronika | G | 9 SEP 1988 |
| ITA | Italy | | |
| | BLANCHI Elisa | G | 13 OCT 1987 |
| | D'OTTAVIO Fabrizia | G | 3 FEB 1985 |
| | FALCA Marinella | G | 1 MAY 1986 |
| | MASSERONI Daniela | G | 28 FEB 1985 |
| | SANTONI Elisa | G | 10 DEC 1987 |
| | SAVRAYUK Anzhelika | G | 23 AUG 1989 |



ENTRY LIST BY NOC

NOC报名名单 / LISTE DES ENGAGÉS PAR NATION

As of WED 20 AUG 2008

| NOC | Name | Event Code | Date of Birth |
|---------------|---------------------------|-------------|---------------|
| JPN | Japan | | |
| | ENDO Yuka | G | 30 SEP 1991 |
| | HARA Chihana | G | 13 APR 1989 |
| | INAGAKI Saori | G | 19 FEB 1990 |
| | MISAWA Nachi | G | 13 NOV 1989 |
| | TANAKA Kotono | G | 18 AUG 1991 |
| | TSUBOI Honami | G | 5 APR 1989 |
| KAZ | Kazakhstan | | |
| | YUSSUPOVA Aliya | I | 15 MAY 1984 |
| KOR | Korea | | |
| | SHIN Sooji | I | 8 JAN 1991 |
| POL | Poland | | |
| | MITROSZ Joanna | I | 21 AUG 1988 |
| RSA | South Africa | | |
| | RICHARD Odette | I | 18 JUL 1988 |
| RUS | Russian Federation | | |
| | KANAEVA Evgeniya | I | 2 APR 1990 |
| | KAPRANOVA Olga | I | 6 DEC 1987 |
| | ALIYCHUK Margarita | G | 10 AUG 1990 |
| | GAVRILENKO Anna | G | 10 JUL 1990 |
| | GORBUNOVA Tatiana | G | 23 JAN 1990 |
| | POSEVINA Elena | G | 13 FEB 1986 |
| | SHKURIKHINA Daria | G | 3 OCT 1990 |
| ZUEVA Natalia | G | 10 OCT 1988 | |
| UKR | Ukraine | | |
| | BESSONOVA Anna | I | 29 JUL 1984 |
| | GODUNKO Natalia | I | 5 DEC 1984 |
| | CHEREPENINA Krystyna | G | 21 NOV 1991 |
| | DMYTRASH Olena | G | 1 DEC 1991 |
| | MAKSYMENKO Alina | G | 10 JUL 1991 |
| | PEREDERIY Vira | G | 28 FEB 1990 |
| | SLOBODYAN Yuliya | G | 25 SEP 1992 |
| | ZUBCHENKO Vita | G | 4 MAR 1989 |

Note:

All corrections until the qualifications are available in INFO

Legend:

I Individual All-Around G Group All-Around



RHYTHMIC GYMNASTICS

As of 25 Jul 2008

| Function | Name | NOC/FIG |
|--|----------------------------|---------|
| Technical Delegate / President | ABRUZZINI Egle | FIG |
| 1st Vice President | VINNER Irina | FIG |
| Members | SZYSZKOWSKA Maria | FIG |
| | SEKITA Shihoko | FIG |
| | GARCIA LOPEZ Elena | FIG |
| International Technical Officials / Judges: | | |
| | BERARDINO Paola | FIG |
| | AHLIN Ludmila | FIG |
| | PEREIRA Ida | FIG |
| | ISHIZAKI Sakuko | FIG |
| | GIANADDA Gilberte | FIG |
| | NEL Annette | FIG |
| | IGNATOVA Kamelia | FIG |
| | LORTKIPANIDZE Irina | FIG |
| | LASHCHINSKAYA Natalia | FIG |
| | MARCHETTI Annires | FIG |
| | PALOMERO RODENAS Maria Luz | FIG |
| | SUTER Orane | FIG |
| | PILETIC Nina | FIG |
| | GUHR Birgit | FIG |
| | SAP Jolanda | FIG |
| | YEROMINA Natalia | FIG |
| | ILYANKOVA Irina | FIG |
| | XIE Ying | FIG |
| | SIDOROVA Larisa | FIG |
| | BOURA Sofia | FIG |
| | MARJINA Galina | FIG |
| | MACKONIENE Sigita | FIG |
| | DE COSSIO Isabelle | FIG |
| | MACOVEI Sabina | FIG |
| | DRYGALA Larissa | FIG |
| | RONZOVA Yvonna | FIG |
| | MELKUNOVA Natalia | FIG |
| | KIM Ji-Young | FIG |
| | IGNATOVA Blagovesta | FIG |
| National Technical Officials / Judges: | | |
| | ZHOU Xiaoqin | CHN |
| | HU Xiaofang | CHN |
| | GAO Yang | CHN |
| | FAN Ming | CHN |
| | ZHOU Shiyi | CHN |
| | SHAN Yaping | CHN |
| | ZENG Mei | CHN |
| | XU Zihui | CHN |
| | YANG Bo | CHN |
| | HONG Xiaoping | CHN |
| | HUANG Junya | CHN |
| | LI Xueying | CHN |

Medallists by Event



AFTER 2 OF 2 EVENTS / AS OF 24 AUG 2008

Gymnastics Rhythmic

GO!

| Event | Date | Medal | Name | NOC |
|------------------------------------|-------------------------------------|--------|------------------------------------|---------------------|
| <u>Individual All-Around</u> | SAT 23 AUG | GOLD | KANAeva Evgeniya | RUS |
| | | SILVER | ZHUKOVA Inna | BLR |
| | | BRONZE | BESSONOVA Anna | UKR |
| <u>Group All-Around</u> | SUN 24 AUG | GOLD | ALIYCHUK Margarita | RUS |
| | | | GAVRILENKO Anna | |
| | | | GORBUNOVA Tatiana | |
| | | SILVER | POSEVINA Elena | |
| | | | SHKURIKHINA Daria | |
| | | | ZUEVA Natalia | |
| | | | CAI Tongtong | CHN |
| | | | CHOU Tao | |
| | | | LU Yuanyang | |
| | | BRONZE | SUI Jianshuang | |
| | | | SUN Dan | |
| | | | ZHANG Shuo | |
| BABUSHKINA Olesya | BLR | | | |
| IVANKOVA Anastasia | | | | |
| | LUNINA Zinaida | | | |
| | MARTINOVICH Glafira | | | |
| | SANKOVICH Ksenia | | | |
| | TUMILOVICH Alina | | | |

12:25:05 24 AUG 2008

GR0000000_C93 2.0



MEDAL STANDINGS

奖牌榜 / CLASSEMENT DES MÉDAILLES

AFTER 2 OF 2 EVENTS

| Rank | NOC | Individual | | | | Group | | | | Total | | | | Rank by Total |
|--------------|--------------------------|------------|----------|----------|----------|----------|----------|----------|----------|----------|----------|----------|----------|---------------|
| | | G | S | B | Tot | G | S | B | Tot | G | S | B | Tot | |
| 1 | RUS - Russian Federation | 1 | | | 1 | 1 | | | 1 | 2 | | | 2 | =1 |
| 2 | BLR - Belarus | | 1 | | 1 | | | 1 | 1 | | 1 | 1 | 2 | =1 |
| 3 | CHN - China | | | | | | 1 | | 1 | | 1 | | 1 | =3 |
| 4 | UKR - Ukraine | | | 1 | 1 | | | | | | | 1 | 1 | =3 |
| Total | | 1 | 1 | 1 | 3 | 1 | 1 | 1 | 3 | 2 | 2 | 2 | 6 | |

Legend

G Gold medal **S** Silver medal **B** Bronze medal **T** Total = Two or more NOC's share the same rank by rank



JUDGES ASSIGNMENTS

裁判员分组名单 / COMPOSITIONS DES JURYS

| Jury Type | Name | NOC |
|---------------|----------------------------|-----|
| Superior Jury | ABRUZZINI Egle | FIG |
| | SUTER Orane Therese | FIG |
| | DRYGALA Larissa | FIG |
| Control Jury | VINER Irina | FIG |
| | SZYSZKOWSKA Maria | FIG |
| | SEKITA Shihoko | FIG |
| | GARCIA LOPEZ Elena Chantal | FIG |



| Function | Name | NOC Code |
|-----------------|---------------------------------|----------|
| Difficulty Jury | | |
| Judge 1 | LORTKIPANIDZE Irina | FIG |
| Judge 2 | FIGUEIREDO SILVA PEREIRA Ida | FIG |
| Judge 3 | AHLIN Ludmila | FIG |
| Judge 4 | GIANADDA Gilberte Jeanne Lucie | FIG |
| Artistic Jury | | |
| Judge 1 | IEROMINA Nataliia | FIG |
| Judge 2 | PILETIC Nina | FIG |
| Judge 3 | MARCHETTI Anna Theresia | FIG |
| Judge 4 | XIE Ying | FIG |
| Execution Jury | | |
| Judge 1 | BOURA Sofia | FIG |
| Judge 2 | RONZOVA Yvonna | FIG |
| Judge 3 | DE COSSIO Isabelle Anne Martine | FIG |
| Judge 4 | KIM Ji Young | FIG |
| Assistant Judge | DIAO Zaizhen | CHN |
| Line Judge 1 | FAN Ming | CHN |
| Line Judge 2 | GAO Yang | CHN |
| Timer | HU Xiaofang | CHN |



| Function | Name | NOC Code |
|-----------------|----------------------------------|----------|
| Difficulty Jury | | |
| Judge 1 | IGNATOVA-BASHEVA Kamelia Pavlova | FIG |
| Judge 2 | ISHIZAKI Sakuko | FIG |
| Judge 3 | LASHCHINSKAYA Natalia | FIG |
| Judge 4 | BERARDINO Paola | FIG |
| Artistic Jury | | |
| Judge 1 | ILYANKOVA Iryna | FIG |
| Judge 2 | GUHR GEB KRAMPE Gertrud Birgit | FIG |
| Judge 3 | SAP Jolanda | FIG |
| Judge 4 | PALOMERO RODENAS Maria Luz | FIG |
| Execution Jury | | |
| Judge 1 | IGNATOVA Blagovesta | FIG |
| Judge 2 | SIDOROVA Larisa | FIG |
| Judge 3 | MACKONIENE Sigita | FIG |
| Judge 4 | MACOVEI Sabina | FIG |
| Assistant Judge | ZHOU Xiaoqin | CHN |
| Line Judge 1 | FAN Ming | CHN |
| Line Judge 2 | GAO Yang | CHN |
| Timer | HUANG Junya | CHN |

Legend:



Rope



Hoop



JUDGES ASSIGNMENTS

裁判员分组名单 / COMPOSITIONS DES JURYS

| Jury Type | Name | NOC |
|---------------|----------------------------|-----|
| Superior Jury | ABRUZZINI Egle | FIG |
| | SUTER Orane Therese | FIG |
| | DRYGALA Larissa | FIG |
| Control Jury | VINER Irina | FIG |
| | SZYSZKOWSKA Maria | FIG |
| | SEKITA Shihoko | FIG |
| | GARCIA LOPEZ Elena Chantal | FIG |



| Function | Name | NOC Code |
|-----------------|--------------------------------|----------|
| Difficulty Jury | | |
| Judge 1 | NEL Elsie Annette | FIG |
| Judge 2 | LASHCHINSKAYA Natalia | FIG |
| Judge 3 | BERARDINO Paola | FIG |
| Judge 4 | ISHIZAKI Sakuko | FIG |
| Artistic Jury | | |
| Judge 1 | SAP Jolanda | FIG |
| Judge 2 | PALOMERO RODENAS Maria Luz | FIG |
| Judge 3 | ILYANKOVA Iryna | FIG |
| Judge 4 | GUHR GEB KRAMPE Gertrud Birgit | FIG |
| Execution Jury | | |
| Judge 1 | MARJINA Galina | FIG |
| Judge 2 | IGNATOVA Blagovesta | FIG |
| Judge 3 | MELKUMOVA Nataliya | FIG |
| Judge 4 | MACOVEI Sabina | FIG |
| Assistant Judge | DIAO Zaizhen | CHN |
| Line Judge 1 | FAN Ming | CHN |
| Line Judge 2 | GAO Yang | CHN |
| Timer | HU Xiaofang | CHN |



| Function | Name | NOC Code |
|-----------------|---------------------------------|----------|
| Difficulty Jury | | |
| Judge 1 | FIGUEIREDO SILVA PEREIRA Ida | FIG |
| Judge 2 | LORTKIPANIDZE Irina | FIG |
| Judge 3 | AHLIN Ludmila | FIG |
| Judge 4 | GIANADDA Gilberte Jeanne Lucie | FIG |
| Artistic Jury | | |
| Judge 1 | IEROMINA Nataliia | FIG |
| Judge 2 | PILETIC Nina | FIG |
| Judge 3 | XIE Ying | FIG |
| Judge 4 | MARCHETTI Anna Theresia | FIG |
| Execution Jury | | |
| Judge 1 | DE COSSIO Isabelle Anne Martine | FIG |
| Judge 2 | RONZOVA Yvonna | FIG |
| Judge 3 | BOURA Sofia | FIG |
| Judge 4 | KIM Ji Young | FIG |
| Assistant Judge | ZHOU Xiaoqin | CHN |
| Line Judge 1 | FAN Ming | CHN |
| Line Judge 2 | GAO Yang | CHN |
| Timer | HUANG Junya | CHN |

Legend:



Clubs





Ribbon



START LIST

出场顺序 / LISTE DE DÉPART

| Start Order | Competitor Number | Name | NOC Code |  |  |
|-------------|-------------------|------|--------------------|---|---|
| | 1 | 1 | ORLANDO Alexandra | CAN | X |
| | 2 | 2 | GODUNKO Natalia | UKR | |
| | 3 | 3 | KANAEVA Evgeniya | RUS | X |
| | 4 | 4 | SHIN Sooji | KOR | |
| | 5 | 5 | CID Almudena | ESP | X |
| | 6 | 6 | KAPRANOVA Olga | RUS | |
| | 7 | 7 | ZHUKOVA Inna | BLR | X |
| | 8 | 8 | GIMATOVA Dinara | AZE | |
| | 9 | 9 | BESSONOVA Anna | UKR | X |
| | 10 | 10 | PEYCHEVA Simona | BUL | |
| | 11 | 11 | KIKKAS Irina | EST | X |
| Rotation 1 | 12 | 12 | GARAYEVA Aliya | AZE | |
| | 13 | 13 | CHERKASHINA Lyubov | BLR | X |
| | 14 | 14 | PAISIEVA Elizabeth | BUL | |
| | 15 | 15 | JOHNSTON Naazmi | AUS | X |
| | 16 | 16 | LI Hongyang | CHN | |
| | 17 | 17 | RICHARD Odette | RSA | X |
| | 18 | 18 | YUSSUPOVA Aliya | KAZ | |
| | 19 | 19 | ANDRIOLA Eleni | GRE | X |
| | 20 | 20 | MONTEIRO Wania | CPV | |
| | 21 | 21 | RIVKIN Neta | ISR | X |
| | 22 | 22 | RISENZON Irina | ISR | |
| | 23 | 23 | WEBER Caroline | AUT | X |
| | 24 | 24 | MITROSZ Joanna | POL | |
| | 1 | 2 | GODUNKO Natalia | UKR | X |
| | 2 | 1 | ORLANDO Alexandra | CAN | |
| | 3 | 4 | SHIN Sooji | KOR | X |
| | 4 | 3 | KANAEVA Evgeniya | RUS | |
| | 5 | 6 | KAPRANOVA Olga | RUS | X |
| | 6 | 5 | CID Almudena | ESP | |
| | 7 | 8 | GIMATOVA Dinara | AZE | X |
| | 8 | 7 | ZHUKOVA Inna | BLR | |
| | 9 | 10 | PEYCHEVA Simona | BUL | X |
| | 10 | 9 | BESSONOVA Anna | UKR | |
| | 11 | 12 | GARAYEVA Aliya | AZE | X |
| Rotation 2 | 12 | 11 | KIKKAS Irina | EST | |
| | 13 | 14 | PAISIEVA Elizabeth | BUL | X |
| | 14 | 13 | CHERKASHINA Lyubov | BLR | |
| | 15 | 16 | LI Hongyang | CHN | X |
| | 16 | 15 | JOHNSTON Naazmi | AUS | |
| | 17 | 18 | YUSSUPOVA Aliya | KAZ | X |
| | 18 | 17 | RICHARD Odette | RSA | |
| | 19 | 20 | MONTEIRO Wania | CPV | X |
| | 20 | 19 | ANDRIOLA Eleni | GRE | |
| | 21 | 22 | RISENZON Irina | ISR | X |
| | 22 | 21 | RIVKIN Neta | ISR | |
| | 23 | 24 | MITROSZ Joanna | POL | X |
| | 24 | 23 | WEBER Caroline | AUT | |

Legend:



Rope





Hoop



START LIST

出场顺序 / LISTE DE DÉPART

| Start Order | Competitor Number | Name | NOC Code |  |  |
|-------------|-------------------|------|--------------------|---|---|
| | 1 | 13 | CHERKASHINA Lyubov | BLR | X |
| | 2 | 14 | PAISIEVA Elizabeth | BUL | X |
| | 3 | 15 | JOHNSTON Naazmi | AUS | X |
| | 4 | 16 | LI Hongyang | CHN | X |
| | 5 | 17 | RICHARD Odette | RSA | X |
| | 6 | 18 | YUSSUPOVA Aliya | KAZ | X |
| | 7 | 19 | ANDRIOLA Eleni | GRE | X |
| | 8 | 20 | MONTEIRO Wania | CPV | X |
| | 9 | 21 | RIVKIN Neta | ISR | X |
| | 10 | 22 | RISENZON Irina | ISR | X |
| | 11 | 23 | WEBER Caroline | AUT | X |
| Rotation 3 | 12 | 24 | MITROSZ Joanna | POL | X |
| | 13 | 1 | ORLANDO Alexandra | CAN | X |
| | 14 | 2 | GODUNKO Natalia | UKR | X |
| | 15 | 3 | KANAEVA Evgeniya | RUS | X |
| | 16 | 4 | SHIN Sooji | KOR | X |
| | 17 | 5 | CID Almudena | ESP | X |
| | 18 | 6 | KAPRANOVA Olga | RUS | X |
| | 19 | 7 | ZHUKOVA Inna | BLR | X |
| | 20 | 8 | GIMATOVA Dinara | AZE | X |
| | 21 | 9 | BESSONOVA Anna | UKR | X |
| | 22 | 10 | PEYCHEVA Simona | BUL | X |
| | 23 | 11 | KIKKAS Irina | EST | X |
| | 24 | 12 | GARAYEVA Aliya | AZE | X |
| | 1 | 14 | PAISIEVA Elizabeth | BUL | X |
| | 2 | 13 | CHERKASHINA Lyubov | BLR | X |
| | 3 | 16 | LI Hongyang | CHN | X |
| | 4 | 15 | JOHNSTON Naazmi | AUS | X |
| | 5 | 18 | YUSSUPOVA Aliya | KAZ | X |
| | 6 | 17 | RICHARD Odette | RSA | X |
| | 7 | 20 | MONTEIRO Wania | CPV | X |
| | 8 | 19 | ANDRIOLA Eleni | GRE | X |
| | 9 | 22 | RISENZON Irina | ISR | X |
| | 10 | 21 | RIVKIN Neta | ISR | X |
| | 11 | 24 | MITROSZ Joanna | POL | X |
| Rotation 4 | 12 | 23 | WEBER Caroline | AUT | X |
| | 13 | 2 | GODUNKO Natalia | UKR | X |
| | 14 | 1 | ORLANDO Alexandra | CAN | X |
| | 15 | 4 | SHIN Sooji | KOR | X |
| | 16 | 3 | KANAEVA Evgeniya | RUS | X |
| | 17 | 6 | KAPRANOVA Olga | RUS | X |
| | 18 | 5 | CID Almudena | ESP | X |
| | 19 | 8 | GIMATOVA Dinara | AZE | X |
| | 20 | 7 | ZHUKOVA Inna | BLR | X |
| | 21 | 10 | PEYCHEVA Simona | BUL | X |
| | 22 | 9 | BESSONOVA Anna | UKR | X |
| | 23 | 12 | GARAYEVA Aliya | AZE | X |
| | 24 | 11 | KIKKAS Irina | EST | X |





Legend:





RESULTS





比赛成绩 / RESULTATS





| Rank | Name | NOC Code |  | | |  | | |  | | |  | | | Total | | |
|------|--------------------|----------|---|-------|--------|---|-------|--------|---|-------|--------|---|-------|--------|-------|--------|---|
| | | | Score | Rk | Pen | Score | Rk | Pen | Score | Rk | Pen | Score | Rk | Pen | | | |
| 1 | KANAIEVA Evgeniya | RUS | D | 9.300 | 17.850 | (4) | 9.500 | 18.700 | (1) | 9.400 | 18.700 | (1) | 9.700 | 18.825 | (1) | 74.075 | Q |
| | | | A | 8.900 | | | 9.300 | | | 9.400 | | | 9.350 | 0.05 | | | |
| | | | E | 8.750 | | | 9.300 | | | 9.300 | | | 9.350 | | | | |
| 2 | KAPRANOVA Olga | RUS | D | 9.300 | 18.350 | (1) | 9.400 | 18.475 | (2) | 9.200 | 18.200 | (2) | 8.900 | 17.875 | (3) | 72.900 | Q |
| | | | A | 9.200 | | | 9.250 | | | 9.200 | | | 9.050 | 0.05 | | | |
| | | | E | 9.100 | | | 9.150 | | | 9.000 | | | 8.950 | | | | |
| 3 | BESSONOVA Anna | UKR | D | 8.800 | 17.950 | (2) | 9.200 | 18.450 | (3) | 8.800 | 18.100 | (3) | 9.100 | 18.325 | (2) | 72.825 | Q |
| | | | A | 9.200 | 0.05 | | 9.300 | | | 9.300 | | | 9.350 | | | | |
| | | | E | 9.000 | | | 9.200 | | | 9.050 | | | 9.100 | | | | |
| 4 | ZHUKOVA Inna | BLR | D | 8.900 | 17.850 | (4) | 9.300 | 18.375 | (4) | 8.600 | 17.300 | (7) | 8.200 | 17.425 | (4) | 70.950 | Q |
| | | | A | 9.000 | | | 9.250 | | | 8.800 | | | 8.850 | | | | |
| | | | E | 8.900 | | | 9.100 | | | 8.600 | | | 8.900 | | | | |
| 5 | YUSSUPOVA Aliya | KAZ | D | 8.800 | 17.575 | (6) | 8.900 | 17.900 | (5) | 8.200 | 17.575 | (6) | 7.200 | 16.750 | (10) | 69.800 | Q |
| | | | A | 8.650 | | | 8.900 | | | 8.950 | | | 8.700 | | | | |
| | | | E | 8.850 | | | 9.000 | | | 9.000 | | | 8.800 | | | | |
| 6 | GODUNKO Natalia | UKR | D | 8.800 | 17.500 | (7) | 8.500 | 17.375 | (6) | 9.000 | 17.650 | (4) | 8.200 | 16.875 | (5) | 69.400 | Q |
| | | | A | 8.800 | | | 8.850 | | | 8.900 | | | 8.750 | | | | |
| | | | E | 8.700 | | | 8.700 | | | 8.700 | | | 8.400 | | | | |
| 7 | GARAYEVA Aliya | AZE | D | 9.200 | 17.875 | (3) | 8.500 | 16.850 | (9) | 8.300 | 17.625 | (5) | 8.000 | 16.850 | (7) | 69.200 | Q |
| | | | A | 8.950 | | | 8.400 | | | 8.950 | | | 8.700 | 0.05 | | | |
| | | | E | 8.800 | | | 8.400 | | | 9.000 | | | 8.550 | | | | |
| 8 | RISENZON Irina | ISR | D | 7.900 | 16.800 | (9) | 7.900 | 17.100 | (8) | 8.100 | 17.125 | (8) | 7.900 | 16.825 | (9) | 67.850 | Q |
| | | | A | 8.700 | 0.05 | | 8.800 | | | 8.750 | | | 8.650 | | | | |
| | | | E | 8.550 | | | 8.750 | | | 8.700 | | | 8.550 | | | | |
| 9 | PEYCHEVA Simona | BUL | D | 8.400 | 16.900 | (8) | 8.500 | 17.125 | (7) | 7.800 | 16.475 | (12) | 7.750 | 16.675 | (12) | 67.175 | Q |
| | | | A | 8.700 | | | 8.750 | 0.10 | | 8.650 | | | 8.700 | 0.05 | | | |
| | | | E | 8.350 | | | 8.600 | | | 8.250 | | | 8.500 | | | | |
| 10 | CID Almudena | ESP | D | 7.900 | 16.675 | (11) | 7.900 | 16.800 | (11) | 7.600 | 16.600 | (9) | 8.000 | 16.750 | (10) | 66.825 | Q |
| | | | A | 8.650 | | | 8.700 | | | 8.800 | | | 8.700 | | | | |
| | | | E | 8.400 | | | 8.500 | | | 8.400 | | | 8.400 | | | | |
| 11 | GIMATOVA Dinara | AZE | D | 7.300 | 16.275 | (15) | 7.900 | 16.775 | (12) | 7.500 | 16.600 | (9) | 8.500 | 16.875 | (5) | 66.525 | R |
| | | | A | 8.450 | | | 8.650 | 0.10 | | 8.600 | | | 8.450 | 0.05 | | | |
| | | | E | 8.400 | | | 8.600 | | | 8.550 | | | 8.450 | | | | |
| 12 | SHIN Sooji | KOR | D | 7.900 | 16.325 | (14) | 7.800 | 16.375 | (16) | 8.100 | 16.600 | (9) | 8.700 | 16.850 | (7) | 66.150 | R |
| | | | A | 8.050 | | | 8.350 | | | 8.300 | | | 8.200 | | | | |
| | | | E | 8.350 | | | 8.300 | | | 8.400 | | | 8.400 | | | | |
| 13 | LI Hongyang | CHN | D | 8.200 | 16.425 | (13) | 8.100 | 16.675 | (13) | 7.600 | 16.375 | (14) | 7.800 | 16.475 | (13) | 65.950 | |
| | | | A | 8.150 | | | 8.250 | | | 8.350 | | | 8.350 | | | | |
| | | | E | 8.250 | | | 8.500 | | | 8.400 | | | 8.400 | | | | |
| 14 | RIVKIN Neta | ISR | D | 8.200 | 16.500 | (12) | 8.200 | 16.825 | (10) | 7.500 | 16.450 | (13) | 7.400 | 16.100 | (15) | 65.875 | |
| | | | A | 8.200 | | | 8.450 | | | 8.400 | | | 8.000 | | | | |
| | | | E | 8.300 | | | 8.500 | | | 8.500 | | | 8.400 | | | | |
| 15 | CHERKASHINA Lyubov | BLR | D | 8.000 | 16.700 | (10) | 7.600 | 15.975 | (19) | 7.300 | 16.375 | (14) | 7.500 | 15.825 | (18) | 64.875 | |
| | | | A | 8.600 | | | 8.250 | | | 8.550 | | | 8.050 | | | | |
| | | | E | 8.400 | | | 8.050 | | | 8.450 | | | 8.050 | | | | |
| 16 | MITROSZ Joanna | POL | D | 7.800 | 15.950 | (17) | 7.700 | 16.250 | (17) | 7.400 | 16.025 | (19) | 7.900 | 16.000 | (16) | 64.225 | |
| | | | A | 8.200 | 0.05 | | 8.300 | 0.05 | | 8.350 | 0.05 | | 8.300 | 0.05 | | | |
| | | | E | 8.000 | | | 8.300 | | | 8.200 | | | 7.950 | | | | |
| 17 | WEBER Caroline | AUT | D | 7.100 | 15.875 | (18) | 7.100 | 16.125 | (18) | 7.500 | 16.250 | (16) | 6.900 | 15.925 | (17) | 64.175 | |
| | | | A | 8.350 | | | 8.350 | | | 8.400 | | | 8.450 | | | | |
| | | | E | 8.150 | | | 8.400 | | | 8.300 | | | 8.250 | | | | |



RESULTS













































比赛成绩 / RESULTATS

| Rank | Name | NOC Code |  | | |  | | |  | | |  | | | Total | |
|------|--------------------|----------|---|-------|--------|---|-------|--------|---|-------|--------|---|-------|--------|-------|--------|
| | | | Score | Rk | Pen | Score | Rk | Pen | Score | Rk | Pen | Score | Rk | Pen | | |
| 18 | ORLANDO Alexandra | CAN | D | 7.200 | 15.675 | (19) | 7.800 | 16.550 | (14) | 7.100 | 16.175 | (18) | 7.000 | 15.225 | (20) | 63.625 |
| | | | A | 8.250 | 0.25 | | 8.400 | | | 8.250 | | | 7.950 | | | |
| | | | E | 8.200 | | | 8.450 | | | 8.500 | | | 7.750 | | | |
| 19 | PAISIEVA Elizabeth | BUL | D | 7.900 | 16.175 | (16) | 7.900 | 16.400 | (15) | 7.600 | 16.200 | (17) | 6.700 | 14.525 | (22) | 63.300 |
| | | | A | 8.250 | | | 8.500 | | | 8.400 | | | 7.550 | | | |
| | | | E | 8.100 | | | 8.200 | | | 8.200 | | | 7.400 | | | |
| 20 | KIKKAS Irina | EST | D | 6.700 | 15.650 | (20) | 7.100 | 15.225 | (21) | 7.800 | 15.700 | (20) | 7.800 | 16.200 | (14) | 62.775 |
| | | | A | 8.300 | | | 7.950 | 0.20 | | 8.000 | | | 8.400 | | | |
| | | | E | 8.150 | | | 7.900 | | | 7.800 | | | 8.100 | | | |
| 21 | ANDRIOLA Eleni | GRE | D | 7.600 | 15.450 | (21) | 7.000 | 14.750 | (22) | 5.500 | 14.100 | (22) | 6.900 | 15.400 | (19) | 59.700 |
| | | | A | 7.500 | | | 7.800 | 0.40 | | 7.900 | | | 7.500 | | | |
| | | | E | 7.900 | | | 7.750 | | | 7.400 | | | 8.200 | | | |
| 22 | JOHNSTON Naazmi | AUS | D | 5.400 | 14.075 | (22) | 7.300 | 15.300 | (20) | 6.400 | 14.825 | (21) | 7.100 | 14.800 | (21) | 59.000 |
| | | | A | 7.750 | | | 7.700 | | | 7.650 | | | 7.700 | | | |
| | | | E | 7.500 | | | 7.800 | | | 7.800 | | | 7.400 | | | |
| 23 | RICHARD Odette | RSA | D | 6.700 | 13.975 | (23) | 7.000 | 13.950 | (23) | 5.500 | 13.800 | (23) | 6.400 | 13.775 | (23) | 55.500 |
| | | | A | 7.250 | | | 7.200 | 0.20 | | 7.300 | | | 7.350 | | | |
| | | | E | 7.000 | | | 7.050 | | | 7.400 | | | 6.900 | | | |
| 24 | MONTEIRO Wania | CPV | D | 5.200 | 12.275 | (24) | 5.600 | 13.025 | (24) | 4.900 | 12.325 | (24) | 4.100 | 11.425 | (24) | 49.050 |
| | | | A | 6.850 | 0.10 | | 6.950 | 0.05 | | 6.850 | 0.20 | | 6.750 | 0.20 | | |
| | | | E | 6.350 | | | 6.800 | | | 6.650 | | | 6.200 | | | |

| | | | | | |
|---|--|---|--|-------------------|------------------|
| Legend: | | | | | |
| D Difficulty score | A Artistic score | E Execution score | DNF Did Not Finish | DNS Did Not Start | DSQ Disqualified |
| Pen Penalty | Rk Apparatus Rank | Q Qualified for final | R Reserve | | |
|  Rope |  Hoop |  Clubs |  Ribbon | | |











INDIVIDUAL JUDGES SCORES
裁判员评分 / NOTES DES JUGES

| Rank | Name NOC Code | -- Difficulty Jury (D) -- | | | | | -- Artistic Jury (A) -- | | | | | D+A 2 | -- Execution Jury (E) -- | | | | | Pen | Apparatus | | |
|------|---------------------------|---|------|------|------|-------|-------------------------|------|------|------|-------|----------|--------------------------|------|------|------|-------|-------|-----------|--------|------|
| | | J1 | J2 | J3 | J4 | Score | J1 | J2 | J3 | J4 | Score | | J1 | J2 | J3 | J4 | Score | | Score | Rank | |
| 12 | SHIN Sooji KOR |  | 7.90 | 7.90 | 7.90 | 7.90 | 7.900 | 8.20 | 7.80 | 8.10 | 8.00 | 8.050 | 7.975 | 8.30 | 8.40 | 8.30 | 8.50 | 8.350 | | 16.325 | (14) |
| | |  | 7.80 | 7.80 | 7.80 | 7.80 | 7.800 | 8.30 | 8.50 | 8.40 | 7.80 | 8.350 | 8.075 | 8.00 | 8.30 | 8.30 | 8.40 | 8.300 | | 16.375 | (16) |
| | |  | 8.30 | 8.10 | 8.10 | 8.10 | 8.100 | 8.30 | 8.20 | 8.30 | 8.40 | 8.300 | 8.200 | 8.60 | 8.30 | 8.50 | 8.30 | 8.400 | | 16.600 | (9) |
| | |  | 8.70 | 8.70 | 8.70 | 8.70 | 8.700 | 8.30 | 8.10 | 8.00 | 8.30 | 8.200 | 8.450 | 8.40 | 8.50 | 8.30 | 8.40 | 8.400 | | 16.850 | (7) |
| 13 | LI Hongyang CHN |  | 8.10 | 8.20 | 8.20 | 8.20 | 8.200 | 8.30 | 8.10 | 8.00 | 8.20 | 8.150 | 8.175 | 8.00 | 8.30 | 8.30 | 8.20 | 8.250 | | 16.425 | (13) |
| | |  | 8.20 | 8.10 | 8.10 | 8.10 | 8.100 | 8.50 | 7.90 | 8.10 | 8.40 | 8.250 | 8.175 | 8.50 | 8.30 | 8.50 | 8.50 | 8.500 | | 16.675 | (13) |
| | |  | 7.60 | 7.60 | 7.60 | 7.60 | 7.600 | 8.40 | 8.30 | 8.40 | 8.30 | 8.350 | 7.975 | 8.50 | 8.30 | 8.00 | 8.50 | 8.400 | | 16.375 | (14) |
| | |  | 7.80 | 7.80 | 7.80 | 7.80 | 7.800 | 8.50 | 8.20 | 8.50 | 8.10 | 8.350 | 8.075 | 8.40 | 8.40 | 8.40 | 8.40 | 8.400 | | 16.475 | (13) |
| 14 | RIVKIN Neta ISR |  | 8.20 | 8.20 | 8.20 | 8.20 | 8.200 | 8.40 | 8.30 | 8.10 | 8.00 | 8.200 | 8.200 | 8.30 | 8.30 | 8.40 | 8.30 | 8.300 | | 16.500 | (12) |
| | |  | 8.20 | 8.20 | 8.20 | 8.20 | 8.200 | 8.50 | 8.30 | 8.40 | 8.50 | 8.450 | 8.325 | 8.50 | 8.50 | 8.40 | 8.50 | 8.500 | | 16.825 | (10) |
| | |  | 7.50 | 7.50 | 7.50 | 7.50 | 7.500 | 8.40 | 8.20 | 8.50 | 8.40 | 8.400 | 7.950 | 8.40 | 8.50 | 8.50 | 8.60 | 8.500 | | 16.450 | (13) |
| | |  | 7.40 | 7.40 | 7.40 | 7.40 | 7.400 | 8.40 | 8.00 | 8.00 | 8.00 | 8.000 | 7.700 | 8.40 | 8.40 | 8.40 | 8.20 | 8.400 | | 16.100 | (15) |
| 15 | CHERKASHINA Lyubov BLR |  | 8.00 | 8.00 | 8.00 | 8.00 | 8.000 | 8.70 | 8.60 | 8.60 | 8.20 | 8.600 | 8.300 | 8.20 | 8.50 | 8.40 | 8.40 | 8.400 | | 16.700 | (10) |
| | |  | 7.60 | 7.60 | 7.60 | 7.60 | 7.600 | 8.30 | 8.40 | 8.20 | 7.90 | 8.250 | 7.925 | 7.90 | 8.40 | 8.00 | 8.10 | 8.050 | | 15.975 | (19) |
| | |  | 7.30 | 7.30 | 7.30 | 7.30 | 7.300 | 8.50 | 8.50 | 8.60 | 8.60 | 8.550 | 7.925 | 8.60 | 8.40 | 8.30 | 8.50 | 8.450 | | 16.375 | (14) |
| | |  | 7.50 | 7.50 | 7.50 | 7.50 | 7.500 | 8.00 | 8.10 | 8.10 | 7.90 | 8.050 | 7.775 | 7.80 | 8.00 | 8.10 | 8.10 | 8.050 | | 15.825 | (18) |
| 16 | MITROSZ Joanna POL |  | 7.80 | 7.80 | 7.80 | 7.80 | 7.800 | 8.20 | 8.20 | 8.20 | 8.20 | 8.200 | 8.000 | 8.00 | 8.00 | 8.00 | 8.00 | 8.000 | 0.05 | 15.950 | (17) |
| | |  | 7.70 | 7.70 | 7.70 | 7.70 | 7.700 | 8.40 | 8.30 | 8.20 | 8.30 | 8.300 | 8.000 | 7.90 | 8.50 | 8.30 | 8.30 | 8.300 | 0.05 | 16.250 | (17) |
| | |  | 7.40 | 7.40 | 7.40 | 7.40 | 7.400 | 8.30 | 8.20 | 8.40 | 8.40 | 8.350 | 7.875 | 8.10 | 8.20 | 8.30 | 8.20 | 8.200 | 0.05 | 16.025 | (19) |
| | |  | 7.90 | 7.90 | 7.90 | 7.90 | 7.900 | 8.40 | 8.30 | 8.10 | 8.30 | 8.300 | 8.100 | 7.90 | 8.00 | 8.00 | 7.90 | 7.950 | 0.05 | 16.000 | (16) |
| 17 | WEBER Caroline AUT |  | 7.10 | 7.10 | 7.10 | 7.10 | 7.100 | 8.40 | 8.30 | 8.40 | 8.30 | 8.350 | 7.725 | 8.00 | 8.10 | 8.20 | 8.20 | 8.150 | | 15.875 | (18) |
| | |  | 7.10 | 7.10 | 7.10 | 7.10 | 7.100 | 8.20 | 8.40 | 8.30 | 8.40 | 8.350 | 7.725 | 8.30 | 8.50 | 8.50 | 8.20 | 8.400 | | 16.125 | (18) |
| | |  | 7.50 | 7.50 | 7.50 | 7.50 | 7.500 | 8.40 | 8.40 | 8.40 | 8.40 | 8.400 | 7.950 | 8.30 | 8.20 | 8.40 | 8.30 | 8.300 | | 16.250 | (16) |
| | |  | 6.90 | 6.90 | 6.90 | 6.90 | 6.900 | 8.50 | 8.50 | 8.40 | 8.40 | 8.450 | 7.675 | 8.30 | 8.20 | 8.20 | 8.30 | 8.250 | | 15.925 | (17) |
| 18 | ORLANDO Alexandra CAN |  | 7.20 | 7.20 | 7.20 | 7.20 | 7.200 | 8.00 | 8.20 | 8.30 | 8.30 | 8.250 | 7.725 | 8.30 | 8.20 | 8.00 | 8.20 | 8.200 | 0.25 | 15.675 | (19) |
| | |  | 7.80 | 7.80 | 7.80 | 7.80 | 7.800 | 8.40 | 8.40 | 8.30 | 8.50 | 8.400 | 8.100 | 8.50 | 8.40 | 8.40 | 8.70 | 8.450 | | 16.550 | (14) |
| | |  | 7.10 | 7.10 | 7.10 | 7.10 | 7.100 | 8.20 | 8.30 | 8.20 | 8.30 | 8.250 | 7.675 | 8.50 | 8.50 | 8.50 | 8.50 | 8.500 | | 16.175 | (18) |
| | |  | 7.00 | 7.00 | 7.00 | 7.00 | 7.000 | 8.10 | 8.10 | 7.80 | 7.80 | 7.950 | 7.475 | 7.90 | 7.70 | 7.60 | 7.80 | 7.750 | | 15.225 | (20) |
| 19 | PAISIEVA Elizabeth BUL |  | 7.90 | 7.90 | 8.00 | 7.90 | 7.900 | 8.40 | 8.40 | 8.10 | 8.00 | 8.250 | 8.075 | 8.10 | 8.20 | 8.10 | 8.00 | 8.100 | | 16.175 | (16) |
| | |  | 7.90 | 7.90 | 7.90 | 7.90 | 7.900 | 8.40 | 8.40 | 8.70 | 8.60 | 8.500 | 8.200 | 8.30 | 8.10 | 8.10 | 8.30 | 8.200 | | 16.400 | (15) |
| | |  | 7.60 | 7.60 | 7.60 | 7.60 | 7.600 | 8.50 | 8.40 | 8.30 | 8.40 | 8.400 | 8.000 | 8.30 | 8.20 | 8.20 | 8.20 | 8.200 | | 16.200 | (17) |
| | |  | 6.70 | 6.70 | 6.70 | 6.70 | 6.700 | 7.80 | 7.50 | 7.00 | 7.60 | 7.550 | 7.125 | 7.40 | 7.50 | 7.20 | 7.40 | 7.400 | | 14.525 | (22) |
| 20 | KIKKAS Irina EST |  | 6.70 | 6.70 | 6.70 | 6.70 | 6.700 | 8.40 | 8.20 | 8.20 | 8.40 | 8.300 | 7.500 | 8.00 | 8.10 | 8.20 | 8.20 | 8.150 | | 15.650 | (20) |
| | |  | 7.10 | 7.10 | 7.10 | 7.10 | 7.100 | 7.90 | 7.80 | 8.00 | 8.40 | 7.950 | 7.525 | 8.00 | 8.10 | 7.80 | 7.80 | 7.900 | 0.20 | 15.225 | (21) |
| | |  | 7.80 | 7.80 | 7.80 | 7.80 | 7.800 | 8.00 | 8.20 | 8.00 | 8.00 | 8.000 | 7.900 | 7.90 | 7.80 | 7.80 | 7.80 | 7.800 | | 15.700 | (20) |
| | |  | 7.80 | 7.80 | 7.80 | 7.80 | 7.800 | 8.60 | 8.40 | 8.40 | 8.20 | 8.400 | 8.100 | 8.20 | 8.00 | 8.00 | 8.20 | 8.100 | | 16.200 | (14) |
| 21 | ANDRIOLA Eleni GRE |  | 7.60 | 7.60 | 7.60 | 7.60 | 7.600 | 7.50 | 7.50 | 6.80 | 7.60 | 7.500 | 7.550 | 7.80 | 8.10 | 7.70 | 8.00 | 7.900 | | 15.450 | (21) |
| | |  | 7.00 | 7.00 | 7.00 | 7.00 | 7.000 | 7.80 | 7.30 | 7.80 | 8.00 | 7.800 | 7.400 | 7.50 | 8.00 | 7.80 | 7.70 | 7.750 | 0.40 | 14.750 | (22) |
| | |  | 5.50 | 5.50 | 5.50 | 5.50 | 5.500 | 7.80 | 8.00 | 7.40 | 8.20 | 7.900 | 6.700 | 7.40 | 7.50 | 7.40 | 7.20 | 7.400 | | 14.100 | (22) |
| | |  | 6.90 | 6.90 | 6.90 | 6.90 | 6.900 | 7.30 | 7.70 | 7.70 | 7.30 | 7.500 | 7.200 | 8.30 | 8.30 | 8.10 | 8.10 | 8.200 | | 15.400 | (19) |
| 22 | JOHNSTON Naazmi AUS |  | 5.40 | 5.40 | 5.40 | 5.40 | 5.400 | 7.70 | 7.80 | 7.40 | 7.80 | 7.750 | 6.575 | 7.40 | 7.50 | 7.50 | 7.50 | 7.500 | | 14.075 | (22) |
| | |  | 7.40 | 7.30 | 7.30 | 7.30 | 7.300 | 7.70 | 7.70 | 7.50 | 7.90 | 7.700 | 7.500 | 7.80 | 7.60 | 7.80 | 7.80 | 7.800 | | 15.300 | (20) |
| | |  | 6.50 | 6.40 | 6.40 | 6.40 | 6.400 | 7.70 | 7.60 | 7.30 | 7.70 | 7.650 | 7.025 | 7.80 | 7.80 | 7.70 | 7.80 | 7.800 | | 14.825 | (21) |
| | |  | 7.10 | 7.10 | 7.10 | 7.10 | 7.100 | 7.90 | 7.70 | 7.70 | 7.60 | 7.700 | 7.400 | 7.40 | 7.30 | 7.60 | 7.40 | 7.400 | | 14.800 | (21) |



INDIVIDUAL JUDGES SCORES

裁判员评分 / NOTES DES JUGES

| Rank | Name NOC Code | | -- Difficulty Jury (D) -- | | | | | -- Artistic Jury (A) -- | | | | | D+A 2 | -- Execution Jury (E) -- | | | | | Pen | Apparatus | |
|---------------------|-----------------------|---|---------------------------|------|------|------|-------|-------------------------|------|------|------|-------|----------|--------------------------|------|------|------|-------|------|-----------|------|
| | | | J1 | J2 | J3 | J4 | Score | J1 | J2 | J3 | J4 | Score | | J1 | J2 | J3 | J4 | Score | | Score | Rank |
| 23 | RICHARD Odette RSA |  | 6.70 | 6.70 | 6.70 | 6.70 | 6.700 | 7.70 | 7.10 | 7.20 | 7.30 | 7.250 | 6.975 | 7.00 | 7.00 | 6.90 | 7.00 | 7.000 | | 13.975 | (23) |
| | |  | 7.00 | 7.00 | 7.00 | 7.00 | 7.000 | 7.50 | 7.10 | 7.30 | 6.80 | 7.200 | 7.100 | 7.40 | 7.10 | 7.00 | 6.70 | 7.050 | 0.20 | 13.950 | (23) |
| | |  | 5.50 | 5.50 | 5.50 | 5.50 | 5.500 | 7.30 | 7.10 | 7.30 | 7.30 | 7.300 | 6.400 | 7.40 | 7.40 | 7.60 | 7.10 | 7.400 | | 13.800 | (23) |
| | |  | 6.40 | 6.40 | 6.40 | 6.40 | 6.400 | 7.40 | 7.30 | 7.20 | 7.60 | 7.350 | 6.875 | 6.80 | 7.00 | 6.90 | 6.90 | 6.900 | | 13.775 | (23) |
| Total 55.500 | | | | | | | | | | | | | | | | | | | | | |
| 24 | MONTEIRO Wania CPV |  | 5.20 | 5.20 | 5.20 | 5.20 | 5.200 | 6.90 | 6.80 | 7.10 | 6.70 | 6.850 | 6.025 | 6.20 | 6.30 | 6.40 | 6.50 | 6.350 | 0.10 | 12.275 | (24) |
| | |  | 5.60 | 5.60 | 5.60 | 5.60 | 5.600 | 7.00 | 7.20 | 6.90 | 6.80 | 6.950 | 6.275 | 6.20 | 7.00 | 6.80 | 6.80 | 6.800 | 0.05 | 13.025 | (24) |
| | |  | 4.80 | 4.90 | 4.90 | 4.90 | 4.900 | 7.00 | 6.80 | 6.90 | 6.80 | 6.850 | 5.875 | 7.00 | 6.20 | 6.70 | 6.60 | 6.650 | 0.20 | 12.325 | (24) |
| | |  | 4.10 | 4.10 | 4.10 | 4.10 | 4.100 | 6.70 | 7.00 | 6.50 | 6.80 | 6.750 | 5.425 | 6.30 | 6.20 | 6.00 | 6.20 | 6.200 | 0.20 | 11.425 | (24) |
| Total 49.050 | | | | | | | | | | | | | | | | | | | | | |

Legend:

D Difficulty score A Artistic score E Execution score (D+A)/2 (Difficulty score + Artistic score) / 2

J1-J4 Judges 1-4 Pen Penalty





JUDGES ASSIGNMENTS

裁判员分组名单 / COMPOSITIONS DES JURYS

| | | |
|----------------------|--------------------------------|-----|
| Superior Jury | ABRUZZINI Egle | FIG |
| | GIANADDA Gilberte Jeanne Lucie | FIG |
| | GUHR GEB KRAMPE Gertrud Birgit | FIG |
| Control Jury | VINER Irina | FIG |
| | SZYSZKOWSKA Maria | FIG |
| | SEKITA Shihoko | FIG |
| | GARCIA LOPEZ Elena Chantal | FIG |



| Function | Name | NOC Code |
|-----------------|---------------------------------|----------|
| Difficulty Jury | | |
| Judge 1 | NEL Elsie Annette | FIG |
| Judge 2 | LORTKIPANIDZE Irina | FIG |
| Judge 3 | BERARDINO Paola | FIG |
| Judge 4 | IGNATOVA-BASHEVA Kamelia P. | FIG |
| Artistic Jury | | |
| Judge 1 | SAP Jolanda | FIG |
| Judge 2 | XIE Ying | FIG |
| Judge 3 | PILETIC Nina | FIG |
| Judge 4 | IEROMINA Nataliia | FIG |
| Execution Jury | | |
| Judge 1 | RONZOVA Yvonna | FIG |
| Judge 2 | MACOVEI Sabina | FIG |
| Judge 3 | DE COSSIO Isabelle Anne Martine | FIG |
| Judge 4 | MACKONIENE Sigita | FIG |
| Assistant Judge | DIAO Zaizhen | CHN |
| Line Judge 1 | FAN Ming | CHN |
| Line Judge 2 | GAO Yang | CHN |
| Timer | HU Xiaofang | CHN |

| Function | Name | NOC Code |
|-----------------|------------------------------|----------|
| Difficulty Jury | | |
| Judge 1 | AHLIN Ludmila | FIG |
| Judge 2 | ISHIZAKI Sakuko | FIG |
| Judge 3 | LASHCHINSKAYA Natalia | FIG |
| Judge 4 | FIGUEIREDO SILVA PEREIRA Ida | FIG |
| Artistic Jury | | |
| Judge 1 | MARCHETTI Anna Theresia | FIG |
| Judge 2 | ILYANKOVA Iryna | FIG |
| Judge 3 | PALOMERO RODENAS Maria Luz | FIG |
| Judge 4 | SUTER Orane Therese | FIG |
| Execution Jury | | |
| Judge 1 | KIM Ji Young | FIG |
| Judge 2 | SIDOROVA Larisa | FIG |
| Judge 3 | IGNATOVA Blagovesta | FIG |
| Judge 4 | DRYGALA Larissa | FIG |
| Assistant Judge | ZHOU Xiaoqin | CHN |
| Line Judge 1 | FAN Ming | CHN |
| Line Judge 2 | GAO Yang | CHN |
| Timer | HUANG Junya | CHN |



| Function | Name | NOC Code |
|-----------------|---------------------------------|----------|
| Difficulty Jury | | |
| Judge 1 | NEL Elsie Annette | FIG |
| Judge 2 | LORTKIPANIDZE Irina | FIG |
| Judge 3 | BERARDINO Paola | FIG |
| Judge 4 | IGNATOVA-BASHEVA Kamelia P. | FIG |
| Artistic Jury | | |
| Judge 1 | SAP Jolanda | FIG |
| Judge 2 | XIE Ying | FIG |
| Judge 3 | PILETIC Nina | FIG |
| Judge 4 | IEROMINA Nataliia | FIG |
| Execution Jury | | |
| Judge 1 | RONZOVA Yvonna | FIG |
| Judge 2 | MACOVEI Sabina | FIG |
| Judge 3 | DE COSSIO Isabelle Anne Martine | FIG |
| Judge 4 | MACKONIENE Sigita | FIG |
| Assistant Judge | DIAO Zaizhen | CHN |
| Line Judge 1 | FAN Ming | CHN |
| Line Judge 2 | GAO Yang | CHN |
| Timer | HU Xiaofang | CHN |

| Function | Name | NOC Code |
|-----------------|------------------------------|----------|
| Difficulty Jury | | |
| Judge 1 | AHLIN Ludmila | FIG |
| Judge 2 | ISHIZAKI Sakuko | FIG |
| Judge 3 | LASHCHINSKAYA Natalia | FIG |
| Judge 4 | FIGUEIREDO SILVA PEREIRA Ida | FIG |
| Artistic Jury | | |
| Judge 1 | MARCHETTI Anna Theresia | FIG |
| Judge 2 | ILYANKOVA Iryna | FIG |
| Judge 3 | PALOMERO RODENAS Maria Luz | FIG |
| Judge 4 | SUTER Orane Therese | FIG |
| Execution Jury | | |
| Judge 1 | KIM Ji Young | FIG |
| Judge 2 | SIDOROVA Larisa | FIG |
| Judge 3 | IGNATOVA Blagovesta | FIG |
| Judge 4 | DRYGALA Larissa | FIG |
| Assistant Judge | ZHOU Xiaoqin | CHN |
| Line Judge 1 | FAN Ming | CHN |
| Line Judge 2 | GAO Yang | CHN |
| Timer | HUANG Junya | CHN |

Legend:



Rope



Hoop



Clubs



Ribbon



START LIST

出场顺序 / LISTE DE DÉPART



Rotation 1

| Start Order | Competitor Number | Name | NOC Code |
|-------------|-------------------|------------------|----------|
| 1 | 7 | ZHUKOVA Inna | BLR |
| 2 | 22 | RISENZON Irina | ISR |
| 3 | 12 | GARAYEVA Aliya | AZE |
| 4 | 5 | CID Almudena | ESP |
| 5 | 3 | KANAEVA Evgeniya | RUS |
| 6 | 2 | GODUNKO Natalia | UKR |
| 7 | 6 | KAPRANOVA Olga | RUS |
| 8 | 10 | PEYCHEVA Simona | BUL |
| 9 | 9 | BESSONOVA Anna | UKR |
| 10 | 18 | YUSSUPOVA Aliya | KAZ |



Rotation 2

| Start Order | Competitor Number | Name | NOC Code |
|-------------|-------------------|------------------|----------|
| 1 | 12 | GARAYEVA Aliya | AZE |
| 2 | 5 | CID Almudena | ESP |
| 3 | 3 | KANAEVA Evgeniya | RUS |
| 4 | 2 | GODUNKO Natalia | UKR |
| 5 | 6 | KAPRANOVA Olga | RUS |
| 6 | 10 | PEYCHEVA Simona | BUL |
| 7 | 9 | BESSONOVA Anna | UKR |
| 8 | 18 | YUSSUPOVA Aliya | KAZ |
| 9 | 7 | ZHUKOVA Inna | BLR |
| 10 | 22 | RISENZON Irina | ISR |



Rotation 3

| Start Order | Competitor Number | Name | NOC Code |
|-------------|-------------------|------------------|----------|
| 1 | 3 | KANAEVA Evgeniya | RUS |
| 2 | 2 | GODUNKO Natalia | UKR |
| 3 | 6 | KAPRANOVA Olga | RUS |
| 4 | 10 | PEYCHEVA Simona | BUL |
| 5 | 9 | BESSONOVA Anna | UKR |
| 6 | 18 | YUSSUPOVA Aliya | KAZ |
| 7 | 7 | ZHUKOVA Inna | BLR |
| 8 | 22 | RISENZON Irina | ISR |
| 9 | 12 | GARAYEVA Aliya | AZE |
| 10 | 5 | CID Almudena | ESP |



Rotation 4

| Start Order | Competitor Number | Name | NOC Code |
|-------------|-------------------|------------------|----------|
| 1 | 6 | KAPRANOVA Olga | RUS |
| 2 | 10 | PEYCHEVA Simona | BUL |
| 3 | 9 | BESSONOVA Anna | UKR |
| 4 | 18 | YUSSUPOVA Aliya | KAZ |
| 5 | 7 | ZHUKOVA Inna | BLR |
| 6 | 22 | RISENZON Irina | ISR |
| 7 | 12 | GARAYEVA Aliya | AZE |
| 8 | 5 | CID Almudena | ESP |
| 9 | 3 | KANAEVA Evgeniya | RUS |
| 10 | 2 | GODUNKO Natalia | UKR |

Reserves

| Control Number | Name | NOC Code |
|----------------|-----------------|----------|
| R1 | GIMATOVA Dinara | AZE |
| R2 | SHIN Sooji | KOR |

Legend:





R Reserve









RESULTS

比赛成绩 / RESULTATS

| Rank | Name | NOC Code |  | | |  | | |  | | |  | | | Total | |
|------|------------------|----------|---|-------|--------|---|-------|--------|---|-------|--------|---|-------|--------|-------|--------|
| | | | Score | Rk | Pen | Score | Rk | Pen | Score | Rk | Pen | Score | Rk | Pen | | |
| 1 | KANAeva Evgeniya | RUS | D | 9.300 | 18.850 | (1) | 9.200 | 18.850 | (1) | 9.400 | 18.950 | (1) | 9.300 | 18.850 | (1) | 75.500 |
| | | | A | 9.400 | | | 9.500 | | | 9.500 | | | 9.500 | 0.05 | | |
| | | | E | 9.500 | | | 9.500 | | | 9.500 | | | 9.500 | | | |
| 2 | ZHUKOVA Inna | BLR | D | 9.000 | 18.125 | (3) | 8.800 | 18.125 | (3) | 8.600 | 17.850 | (3) | 8.300 | 17.825 | (4) | 71.925 |
| | | | A | 9.050 | | | 9.150 | | | 9.000 | | | 9.150 | | | |
| | | | E | 9.100 | | | 9.150 | | | 9.050 | | | 9.100 | | | |
| 3 | BESSONOVA Anna | UKR | D | 8.900 | 17.975 | (4) | 8.200 | 17.775 | (5) | 8.200 | 17.900 | (2) | 8.700 | 18.225 | (2) | 71.875 |
| | | | A | 9.350 | | | 9.250 | | | 9.500 | | | 9.450 | | | |
| | | | E | 8.850 | | | 9.050 | | | 9.050 | | | 9.150 | | | |
| 4 | KAPRANOVA Olga | RUS | D | 9.100 | 18.200 | (2) | 9.000 | 18.500 | (2) | 8.100 | 16.950 | (8) | 8.300 | 18.050 | (3) | 71.700 |
| | | | A | 9.100 | 0.10 | | 9.400 | | | 8.800 | | | 9.200 | | | |
| | | | E | 9.200 | | | 9.300 | | | 8.500 | | | 9.300 | | | |
| 5 | YUSSUPOVA Aliya | KAZ | D | 8.800 | 17.825 | (5) | 8.300 | 17.625 | (6) | 8.200 | 17.650 | (4) | 7.200 | 16.700 | (7) | 69.800 |
| | | | A | 8.950 | | | 8.950 | | | 9.000 | | | 8.700 | | | |
| | | | E | 8.950 | | | 9.000 | | | 9.050 | | | 8.750 | | | |
| 6 | GARAYEVA Aliya | AZE | D | 9.000 | 17.750 | (6) | 9.000 | 18.075 | (4) | 7.800 | 17.225 | (6) | 7.000 | 16.625 | (8) | 69.675 |
| | | | A | 8.800 | | | 8.950 | | | 8.850 | | | 8.750 | | | |
| | | | E | 8.850 | | | 9.100 | | | 8.900 | | | 8.750 | | | |
| 7 | GODUNKO Natalia | UKR | D | 8.300 | 16.700 | (8) | 8.700 | 17.500 | (7) | 8.500 | 17.525 | (5) | 8.000 | 17.125 | (5) | 68.850 |
| | | | A | 8.800 | 0.20 | | 8.800 | | | 8.950 | | | 8.850 | | | |
| | | | E | 8.350 | | | 8.750 | | | 8.800 | | | 8.700 | | | |
| 8 | CID Almudena | ESP | D | 8.000 | 17.000 | (7) | 8.000 | 17.000 | (9) | 8.100 | 17.150 | (7) | 7.800 | 16.950 | (6) | 68.100 |
| | | | A | 8.800 | | | 8.800 | | | 8.900 | | | 8.800 | | | |
| | | | E | 8.600 | | | 8.600 | | | 8.650 | | | 8.650 | | | |
| 9 | RISEnzON Irina | ISR | D | 7.350 | 16.350 | (9) | 7.900 | 17.025 | (8) | 8.100 | 16.850 | (9) | 7.000 | 16.550 | (9) | 66.775 |
| | | | A | 8.550 | 0.05 | | 8.750 | | | 8.600 | | | 8.700 | | | |
| | | | E | 8.450 | | | 8.700 | | | 8.500 | | | 8.700 | | | |
| 10 | PEYCHEVA Simona | BUL | D | 8.200 | 15.975 | (10) | 8.000 | 16.975 | (10) | 8.400 | 16.775 | (10) | 7.300 | 15.750 | (10) | 65.475 |
| | | | A | 8.150 | 0.20 | | 8.750 | 0.05 | | 8.750 | | | 8.200 | | | |
| | | | E | 8.000 | | | 8.650 | | | 8.200 | | | 8.000 | | | |

| | | | | | |
|---|--|---|--|-------------------|------------------|
| Legend: | | | | | |
| D Difficulty score | A Artistic score | E Execution score | DNF Did Not Finish | DNS Did Not Start | DSQ Disqualified |
| Pen Penalty | Rk Apparatus Rank | Q Qualified for final | R Reserve | | |
|  Rope |  Hoop |  Clubs |  Ribbon | | |



INDIVIDUAL JUDGES SCORES

裁判员评分 / NOTES DES JUGES

| Rank | Name | NOC Code | -- Difficulty Jury (D) -- | | | | | -- Artistic Jury (A) -- | | | | | D+A | -- Execution Jury (E) -- | | | | | Pen | Apparatus | | |
|------|------------------|----------|---------------------------|------|------|------|-------|-------------------------|------|------|------|-------|-------|--------------------------|------|------|------|------|-------|-----------|--------|------|
| | | | J1 | J2 | J3 | J4 | Score | J1 | J2 | J3 | J4 | Score | | 2 | J1 | J2 | J3 | J4 | | Score | Score | Rank |
| 1 | KANAEVA Evgeniya | RUS | U | 9.30 | 9.30 | 9.30 | 9.30 | 9.300 | 9.40 | 9.40 | 9.40 | 9.20 | 9.400 | 9.350 | 9.50 | 9.50 | 9.50 | 9.50 | 9.500 | | 18.850 | (1) |
| | | | O | 9.20 | 9.20 | 9.20 | 9.20 | 9.200 | 9.50 | 9.50 | 9.40 | 9.50 | 9.500 | 9.350 | 9.40 | 9.50 | 9.50 | 9.50 | 9.500 | | 18.850 | (1) |
| | | | I | 9.40 | 9.40 | 9.40 | 9.40 | 9.400 | 9.40 | 9.50 | 9.50 | 9.50 | 9.500 | 9.450 | 9.50 | 9.50 | 9.50 | 9.50 | 9.500 | | 18.950 | (1) |
| | | | R | 9.30 | 9.30 | 9.30 | 9.30 | 9.300 | 9.50 | 9.50 | 9.50 | 9.50 | 9.500 | 9.400 | 9.50 | 9.50 | 9.50 | 9.50 | 9.500 | 0.05 | 18.850 | (1) |
| 2 | ZHUKOVA Inna | BLR | U | 9.10 | 9.00 | 9.00 | 9.00 | 9.000 | 9.10 | 9.00 | 9.10 | 9.00 | 9.050 | 9.025 | 9.20 | 9.10 | 9.00 | 9.10 | 9.100 | | 18.125 | (3) |
| | | | O | 8.80 | 8.80 | 8.80 | 8.80 | 8.800 | 9.20 | 9.10 | 9.20 | 9.10 | 9.150 | 8.975 | 9.20 | 9.20 | 9.10 | 9.10 | 9.150 | | 18.125 | (3) |
| | | | I | 8.60 | 8.60 | 8.60 | 8.60 | 8.600 | 9.20 | 8.80 | 9.00 | 9.00 | 9.000 | 8.800 | 9.10 | 9.00 | 9.20 | 9.00 | 9.050 | | 17.850 | (3) |
| | | | R | 8.30 | 8.30 | 8.30 | 8.30 | 8.300 | 9.10 | 9.20 | 9.20 | 9.10 | 9.150 | 8.725 | 9.20 | 9.10 | 9.10 | 9.10 | 9.100 | | 17.825 | (4) |
| 3 | BESSONOVA Anna | UKR | U | 9.10 | 8.90 | 8.90 | 8.80 | 8.900 | 9.10 | 9.40 | 9.30 | 9.40 | 9.350 | 9.125 | 8.90 | 8.90 | 8.70 | 8.80 | 8.850 | | 17.975 | (4) |
| | | | O | 8.20 | 8.20 | 8.20 | 8.20 | 8.200 | 9.30 | 9.10 | 9.40 | 9.20 | 9.250 | 8.725 | 9.00 | 9.00 | 9.10 | 9.10 | 9.050 | | 17.775 | (5) |
| | | | I | 8.20 | 8.20 | 8.20 | 8.20 | 8.200 | 9.50 | 9.50 | 9.50 | 9.50 | 9.500 | 8.850 | 8.90 | 9.00 | 9.30 | 9.10 | 9.050 | | 17.900 | (2) |
| | | | R | 8.70 | 8.70 | 8.70 | 8.70 | 8.700 | 9.40 | 9.20 | 9.50 | 9.50 | 9.450 | 9.075 | 9.10 | 9.00 | 9.30 | 9.20 | 9.150 | | 18.225 | (2) |
| 4 | KAPRANOVA Olga | RUS | U | 9.10 | 9.10 | 9.10 | 9.10 | 9.100 | 9.10 | 9.20 | 9.00 | 9.10 | 9.100 | 9.100 | 9.20 | 9.30 | 9.10 | 9.20 | 9.200 | 0.10 | 18.200 | (2) |
| | | | O | 9.00 | 9.00 | 9.00 | 9.00 | 9.000 | 9.30 | 9.50 | 9.40 | 9.40 | 9.400 | 9.200 | 9.30 | 9.40 | 9.30 | 9.30 | 9.300 | | 18.500 | (2) |
| | | | I | 8.10 | 8.10 | 8.10 | 8.10 | 8.100 | 8.70 | 8.90 | 9.00 | 8.60 | 8.800 | 8.450 | 8.50 | 8.60 | 8.40 | 8.50 | 8.500 | | 16.950 | (8) |
| | | | R | 8.30 | 8.30 | 8.30 | 8.30 | 8.300 | 9.40 | 9.20 | 9.20 | 9.20 | 9.200 | 8.750 | 9.30 | 9.40 | 9.30 | 9.20 | 9.300 | | 18.050 | (3) |
| 5 | YUSSUPOVA Aliya | KAZ | U | 8.80 | 8.80 | 8.80 | 8.80 | 8.800 | 9.00 | 9.10 | 8.90 | 8.90 | 8.950 | 8.875 | 8.90 | 8.90 | 9.00 | 9.00 | 8.950 | | 17.825 | (5) |
| | | | O | 8.30 | 8.30 | 8.30 | 8.30 | 8.300 | 9.10 | 9.00 | 8.90 | 8.90 | 8.950 | 8.625 | 9.00 | 9.00 | 8.90 | 9.00 | 9.000 | | 17.625 | (6) |
| | | | I | 8.00 | 8.20 | 8.20 | 8.20 | 8.200 | 9.00 | 9.00 | 9.00 | 8.80 | 9.000 | 8.600 | 9.00 | 9.00 | 9.10 | 9.10 | 9.050 | | 17.650 | (4) |
| | | | R | 7.20 | 7.20 | 7.20 | 7.20 | 7.200 | 8.70 | 8.70 | 8.80 | 8.70 | 8.700 | 7.950 | 8.80 | 8.50 | 8.70 | 8.80 | 8.750 | | 16.700 | (7) |
| 6 | GARAYEVA Aliya | AZE | U | 9.00 | 9.00 | 9.00 | 8.90 | 9.000 | 8.80 | 8.80 | 8.80 | 8.80 | 8.800 | 8.900 | 8.80 | 8.80 | 8.90 | 8.90 | 8.850 | | 17.750 | (6) |
| | | | O | 9.00 | 9.00 | 9.00 | 9.00 | 9.000 | 9.00 | 9.00 | 8.90 | 8.80 | 8.950 | 8.975 | 9.10 | 9.10 | 9.10 | 9.10 | 9.100 | | 18.075 | (4) |
| | | | I | 7.80 | 7.80 | 7.80 | 7.80 | 7.800 | 8.90 | 8.90 | 8.80 | 8.60 | 8.850 | 8.325 | 9.10 | 8.80 | 8.80 | 9.00 | 8.900 | | 17.225 | (6) |
| | | | R | 7.00 | 7.00 | 7.00 | 7.00 | 7.000 | 8.80 | 8.60 | 8.80 | 8.70 | 8.750 | 7.875 | 8.70 | 8.90 | 8.70 | 8.80 | 8.750 | | 16.625 | (8) |
| 7 | GODUNKO Natalia | UKR | U | 8.30 | 8.30 | 8.30 | 8.30 | 8.300 | 8.80 | 8.80 | 8.70 | 8.80 | 8.800 | 8.550 | 8.30 | 8.50 | 8.40 | 8.30 | 8.350 | 0.20 | 16.700 | (8) |
| | | | O | 8.70 | 8.70 | 8.70 | 8.70 | 8.700 | 8.80 | 8.80 | 9.10 | 8.80 | 8.800 | 8.750 | 8.70 | 8.70 | 8.80 | 8.90 | 8.750 | | 17.500 | (7) |
| | | | I | 8.50 | 8.50 | 8.50 | 8.50 | 8.500 | 9.00 | 8.90 | 8.80 | 9.00 | 8.950 | 8.725 | 8.80 | 8.80 | 8.80 | 8.90 | 8.800 | | 17.525 | (5) |
| | | | R | 8.00 | 8.00 | 8.00 | 8.00 | 8.000 | 8.80 | 8.90 | 9.00 | 8.70 | 8.850 | 8.425 | 8.70 | 8.60 | 8.70 | 8.80 | 8.700 | | 17.125 | (5) |
| 8 | CID Almudena | ESP | U | 8.00 | 8.00 | 8.00 | 8.00 | 8.000 | 8.80 | 8.80 | 8.70 | 9.00 | 8.800 | 8.400 | 8.60 | 8.60 | 8.60 | 8.50 | 8.600 | | 17.000 | (7) |
| | | | O | 8.00 | 8.00 | 8.00 | 8.00 | 8.000 | 8.80 | 8.80 | 8.90 | 8.70 | 8.800 | 8.400 | 8.60 | 8.50 | 8.60 | 8.70 | 8.600 | | 17.000 | (9) |
| | | | I | 8.10 | 8.10 | 8.10 | 8.10 | 8.100 | 8.90 | 8.90 | 8.90 | 9.00 | 8.900 | 8.500 | 8.60 | 8.70 | 8.60 | 8.70 | 8.650 | | 17.150 | (7) |
| | | | R | 7.80 | 7.80 | 7.80 | 7.80 | 7.800 | 8.80 | 8.90 | 8.80 | 8.80 | 8.800 | 8.300 | 8.70 | 8.60 | 8.60 | 8.70 | 8.650 | | 16.950 | (6) |
| 9 | RISENON Irina | ISR | U | 7.40 | 7.50 | 7.30 | 7.30 | 7.350 | 8.50 | 8.60 | 8.40 | 8.70 | 8.550 | 7.950 | 8.20 | 8.60 | 8.50 | 8.40 | 8.450 | 0.05 | 16.350 | (9) |
| | | | O | 7.90 | 7.90 | 7.90 | 7.90 | 7.900 | 8.80 | 8.80 | 8.70 | 8.60 | 8.750 | 8.325 | 8.70 | 8.70 | 8.70 | 8.60 | 8.700 | | 17.025 | (8) |
| | | | I | 8.10 | 8.10 | 8.10 | 8.10 | 8.100 | 8.60 | 8.60 | 8.60 | 8.50 | 8.600 | 8.350 | 8.50 | 8.40 | 8.50 | 8.60 | 8.500 | | 16.850 | (9) |
| | | | R | 7.00 | 7.00 | 7.00 | 7.00 | 7.000 | 8.70 | 8.70 | 8.80 | 8.60 | 8.700 | 7.850 | 8.70 | 8.70 | 8.80 | 8.70 | 8.700 | | 16.550 | (9) |
| 10 | PEYCHEVA Simona | BUL | U | 8.30 | 8.20 | 8.20 | 8.20 | 8.200 | 8.30 | 8.30 | 8.00 | 7.90 | 8.150 | 8.175 | 8.00 | 8.00 | 8.10 | 8.00 | 8.000 | 0.20 | 15.975 | (10) |
| | | | O | 8.00 | 8.00 | 8.00 | 8.00 | 8.000 | 8.80 | 8.70 | 8.70 | 8.80 | 8.750 | 8.375 | 8.60 | 8.70 | 8.70 | 8.50 | 8.650 | 0.05 | 16.975 | (10) |
| | | | I | 8.40 | 8.40 | 8.40 | 8.40 | 8.400 | 8.70 | 8.70 | 8.80 | 8.80 | 8.750 | 8.575 | 8.20 | 8.20 | 8.30 | 8.00 | 8.200 | | 16.775 | (10) |
| | | | R | 7.30 | 7.30 | 7.30 | 7.30 | 7.300 | 8.40 | 8.00 | 8.60 | 7.90 | 8.200 | 7.750 | 8.00 | 7.90 | 8.00 | 8.30 | 8.000 | | 15.750 | (10) |

Legend:

D Difficulty score A Artistic score E Execution score (D+A)/2 (Difficulty score + Artistic score) / 2
 J1-J4 Judges 1-4 Pen Penalty





JUDGES ASSIGNMENTS


裁判员分组名单 / COMPOSITIONS DES JURYS

| | | |
|----------------------|----------------------------|-----|
| Superior Jury | ABRUZZINI Egle | FIG |
| | SUTER Orane Therese | FIG |
| | DRYGALA Larissa | FIG |
| Control Jury | VINER Irina | FIG |
| | SZYSZKOWSKA Maria | FIG |
| | SEKITA Shihoko | FIG |
| | GARCIA LOPEZ Elena Chantal | FIG |



| Function | Name | NOC |
|-----------------|---------------------------------|-----|
| Difficulty Jury | | |
| Judge 1 | LORTKIPANIDZE Irina | FIG |
| Judge 2 | FIGUEIREDO SILVA PEREIRA Ida | FIG |
| Judge 3 | AHLIN Ludmila | FIG |
| Judge 4 | GIANADDA Gilberte Jeanne Lucie | FIG |
| Artistic Jury | | |
| Judge 1 | IEROMINA Nataliia | FIG |
| Judge 2 | PILETIC Nina | FIG |
| Judge 3 | MARCHETTI Anna Theresia | FIG |
| Judge 4 | XIE Ying | FIG |
| Execution Jury | | |
| Judge 1 | BOURA Sofia | FIG |
| Judge 2 | RONZOVA Yvonna | FIG |
| Judge 3 | DE COSSIO Isabelle Anne Martine | FIG |
| Judge 4 | KIM Ji Young | FIG |
| Assistant Judge | | |
| Line Judge 1 | ZHOU Xiaoqin | CHN |
| Line Judge 2 | FAN Ming | CHN |
| Timer | GAO Yang | CHN |
| | HUANG Junya | CHN |

Legend:

5  5 Ropes



JUDGES ASSIGNMENTS



裁判员分组名单 / COMPOSITIONS DES JURYS

| | | |
|----------------------|----------------------------|-----|
| Superior Jury | ABRUZZINI Egle | FIG |
| | SUTER Orane Therese | FIG |
| | DRYGALA Larissa | FIG |
| Control Jury | VINER Irina | FIG |
| | SZYSZKOWSKA Maria | FIG |
| | SEKITA Shihoko | FIG |
| | GARCIA LOPEZ Elena Chantal | FIG |



| Function | Name | NOC |
|------------------------|--------------------------------|-----|
| Difficulty Jury | | |
| Judge 1 | NEL Elsie Annette | FIG |
| Judge 2 | LASHCHINSKAYA Natalia | FIG |
| Judge 3 | BERARDINO Paola | FIG |
| Judge 4 | ISHIZAKI Sakuko | FIG |
| Artistic Jury | | |
| Judge 1 | SAP Jolanda | FIG |
| Judge 2 | PALOMERO RODENAS Maria Luz | FIG |
| Judge 3 | ILYANKOVA Iryna | FIG |
| Judge 4 | GUHR GEB KRAMPE Gertrud Birgit | FIG |
| Execution Jury | | |
| Judge 1 | MARJINA Galina | FIG |
| Judge 2 | IGNATOVA Blagovesta | FIG |
| Judge 3 | MELKUMOVA Nataliya | FIG |
| Judge 4 | MACOVEI Sabina | FIG |
| Assistant Judge | | |
| Line Judge 1 | DIAO Zaizhen | CHN |
| Line Judge 2 | FAN Ming | CHN |
| Timer | GAO Yang | CHN |
| | HU Xiaofang | CHN |




Legend:

3  2  3 Hoops + 2 Clubs






START LIST

出场顺序 / LISTE DE DÉPART

| | | THU 21 AUG 2008 Start Time 20:49 | FRI 22 AUG 2008 Start Time 20:49 |
|-------------|-----|--|---|
| Start Order | NOC | 5  | 3  2  |
| Rotation 1 | 1 | ITA - Italy | X |
| | 2 | BUL - Bulgaria | X |
| | 3 | UKR - Ukraine | X |
| | 4 | RUS - Russian Federation | X |
| | 5 | CHN - China | X |
| | 6 | GRE - Greece | X |
| | 7 | JPN - Japan | X |
| | 8 | AZE - Azerbaijan | X |
| | 9 | BRA - Brazil | X |
| | 10 | ISR - Israel | X |
| | 11 | ESP - Spain | X |
| | 12 | BLR - Belarus | X |
| Rotation 2 | 1 | JPN - Japan | X |
| | 2 | AZE - Azerbaijan | X |
| | 3 | BRA - Brazil | X |
| | 4 | ISR - Israel | X |
| | 5 | ESP - Spain | X |
| | 6 | BLR - Belarus | X |
| | 7 | ITA - Italy | X |
| | 8 | BUL - Bulgaria | X |
| | 9 | UKR - Ukraine | X |
| | 10 | RUS - Russian Federation | X |
| | 11 | CHN - China | X |
| | 12 | GRE - Greece | X |

Legend:




5  5 Ropes

3  2  3 Hoops + 2 Clubs



GROUP COMPOSITION




集体参赛运动员名单 / COMPOSITION DES ENSEMBLES

| NOC Name | THU 21 AUG 2008 Start Time 20:49 | FRI 22 AUG 2008 Start Time 20:49 |
|-------------------------|---|---|
| | 5  | 3  2  |
| AZE - Azerbaijan | | |
| BITIEVA Anna | X | X |
| GORINA Dina | X | - |
| HUSEYNOVA Vafa | X | X |
| PRASOLOVA Anastasiya | - | X |
| TREPINA Alina | X | X |
| YEGAY Valeriya | X | X |
| BLR - Belarus | | |
| BABUSHKINA Olesya | X | X |
| IVANKOVA Anastasia | X | X |
| LUNINA Zinaida | X | - |
| MARTINOVICH Glafira | - | X |
| SANKOVICH Ksenia | X | X |
| TUMILOVICH Alina | X | X |
| BRA - Brazil | | |
| FARO Luana | X | X |
| LEITE Daniela | - | X |
| MANTOVANELI Tayanne | X | - |
| MATSUO Luisa | X | X |
| MENEZES Marcela | X | X |
| MULLER Nicole | X | X |
| BUL - Bulgaria | | |
| KOUSSEVA Tzveta | X | X |
| MANOLOVA Yolita | X | - |
| MARINOVA Zornitsa | X | X |
| PAUNOVSKA Maya | X | X |
| TANTCHEVA Ioanna | - | X |
| TONGOVA Tatyana | X | X |
| CHN - China | | |
| CAI Tongtong | - | X |
| CHOU Tao | X | X |
| LU Yuanyang | X | - |
| SUI Jianshuang | X | X |
| SUN Dan | X | X |
| ZHANG Shuo | X | X |
| ESP - Spain | | |
| GONZALEZ Barbara | X | X |
| GONZALEZ Lara | - | X |
| PAGAN Isabel | X | X |
| PELAZ Ana Maria | X | X |
| RUIZ Veronica | X | X |
| SALOM Elisabeth | X | - |



GROUP COMPOSITION

集体参赛运动员名单 / COMPOSITION DES ENSEMBLES

| | THU 21 AUG 2008 Start Time 20:49 | FRI 22 AUG 2008 Start Time 20:49 |
|---------------------------------|---|---|
| NOC Name | 5  | 3  2  |
| GRE - Greece | | |
| KAFALIDOU Dimitra | X | X |
| MANIOU Vasiliki | X | - |
| PILAKI Olga Afroditi | X | X |
| PLEXIDA Paraskevi | X | X |
| SAMARA Ioanna | - | X |
| TSAGARI Nikoleta | X | X |
| ISR - Israel | | |
| DVORNICHENKO Olena | X | X |
| PISETSKY Katerina | X | X |
| SAVENKOV Maria | X | X |
| VIGDOZCHIK Rahel | X | X |
| VITENBERG Veronika | X | X |
| ITA - Italy | | |
| BLANCHI Elisa | X | X |
| D'OTTAVIO Fabrizia | X | X |
| FALCA Marinella | - | X |
| MASSERONI Daniela | X | - |
| SANTONI Elisa | X | X |
| SAVRAYUK Anzhelika | X | X |
| JPN - Japan | | |
| ENDO Yuka | X | X |
| HARA Chihana | - | X |
| INAGAKI Saori | X | X |
| MISAWA Nachi | X | X |
| TANAKA Koto | X | - |
| TSUBOI Honami | X | X |
| RUS - Russian Federation | | |
| ALIYCHUK Margarita | X | X |
| GAVRILENKO Anna | X | - |
| GORBUNOVA Tatiana | X | X |
| POSEVINA Elena | X | X |
| SHKURIKHINA Daria | - | X |
| ZUEVA Natalia | X | X |
| UKR - Ukraine | | |
| CHEREPENINA Krystyna | X | - |
| DMYTRASH Olena | X | X |
| MAKSYMENKO Alina | X | X |
| PEREDERIY Vira | X | X |
| SLOBODYAN Yuliya | - | X |
| ZUBCHENKO Vita | X | X |




Note:
All changes prior to competition will be available in INFO




Legend:
5  5 Ropes 3  2  3 Hoops + 2 Clubs



RESULTS

比赛成绩 / RESULTATS

| Rank | NOC | | 5  | | | 3  2  | | | Total | |
|------|--------------------------|---|---|-------|--------|---|-------|--------|----------|----------|
| | | | Pen | Score | Rk | Pen | Score | Rk | | |
| 1 | BLR - Belarus | D | | 9.100 | | | 8.300 | | 34.950 Q | |
| | | A | | 9.150 | | | 9.250 | | | |
| | | E | | 8.400 | | | 8.650 | | | |
| 2 | RUS - Russian Federation | D | 8.800 | 0.20 | 17.000 | (4) | 8.700 | 17.700 | (1) | 34.700 Q |
| | | A | | 9.200 | | | 9.300 | | | |
| | | E | | 8.200 | | | 8.700 | | | |
| 3 | CHN - China | D | | 8.700 | | | 8.500 | | 34.525 Q | |
| | | A | | 9.100 | | | 9.150 | | | |
| | | E | | 8.400 | | | 8.400 | | | |
| 4 | ITA - Italy | D | | 8.500 | | | 8.800 | | 34.525 Q | |
| | | A | | 9.100 | | | 9.250 | | | |
| | | E | | 8.350 | | | 8.350 | | | |
| 5 | BUL - Bulgaria | D | | 8.600 | | | 8.300 | | 33.700 Q | |
| | | A | | 8.850 | | | 8.850 | | | |
| | | E | | 8.100 | | | 8.300 | | | |
| 6 | UKR - Ukraine | D | | 7.800 | | | 7.900 | | 31.625 Q | |
| | | A | | 8.400 | | | 8.450 | | | |
| | | E | | 7.700 | | | 7.650 | | | |
| 7 | ISR - Israel | D | | 7.700 | | | 7.500 | | 31.525 Q | |
| | | A | | 8.300 | | | 8.550 | | | |
| | | E | | 7.300 | | | 8.200 | | | |
| 8 | AZE - Azerbaijan | D | | 7.600 | | | 7.500 | | 31.450 Q | |
| | | A | | 8.350 | | | 8.450 | | | |
| | | E | | 7.600 | | | 7.900 | | | |
| 9 | GRE - Greece | D | | 7.300 | | | 7.250 | | 31.000 R | |
| | | A | | 8.000 | | | 8.350 | | | |
| | | E | | 7.750 | | | 7.800 | | | |
| 10 | JPN - Japan | D | | 7.500 | | | 8.200 | | 30.850 R | |
| | | A | | 8.250 | | | 8.050 | | | |
| | | E | | 7.550 | | | 7.500 | | | |
| 11 | ESP - Spain | D | | 7.500 | | | 7.650 | | 30.100 | |
| | | A | | 8.550 | | | 8.400 | | | |
| | | E | | 7.700 | | | 6.750 | | | |
| 12 | BRA - Brazil | D | | 7.300 | | | 6.550 | | 29.125 | |
| | | A | | 8.000 | | | 7.900 | | | |
| | | E | | 7.250 | | | 7.000 | | | |

| | | | | | | | | | | | |
|----------------|--|---------|------------------|---|-----------------|---|-------------------|----|----------------|---|---------------------|
| Legend: | | | | | | | | | | | |
| A | Artistic Score | D | Difficulty Score | E | Execution Score | Pen | Penalty | Rk | Apparatus rank | Q | Qualified for final |
| R | Reserve | | | | | | | | | | |
| 5 |  | 5 Ropes | 3 |  | 2 |  | 3 Hoops + 2 Clubs | | | | |



INDIVIDUAL JUDGES SCORES

裁判员评分 / NOTES DES JUGES

| Rank | Name | | -- Difficulty Jury (D) -- | | | | | -- Artistic Jury (A) -- | | | | | D+A 2 | -- Execution Jury (E) -- | | | | | Pen | Apparatus | | |
|------|--------------------------|---|---------------------------|------|------|------|-------|-------------------------|------|------|------|-------|----------|--------------------------|------|------|-------|-------|-------|-----------|--------|------|
| | | | J1 | J2 | J3 | J4 | Score | J1 | J2 | J3 | J4 | Score | | J1 | J2 | J3 | J4 | Score | | Score | Rank | |
| 1 | BLR - Belarus | 5 | U | 9.10 | 9.10 | 9.10 | 9.00 | 9.100 | 9.10 | 9.40 | 9.20 | 9.10 | 9.150 | 9.125 | 8.50 | 8.40 | 8.40 | 8.40 | 8.400 | | 17.525 | (1) |
| | | | | 3 | O | 2 | I | 8.30 | 8.30 | 8.30 | 8.30 | 8.300 | 9.10 | 9.20 | 9.30 | 9.30 | 9.250 | 8.775 | 8.70 | 8.70 | 8.60 | 8.60 |
| 2 | RUS - Russian Federation | 5 | U | 8.80 | 8.80 | 8.80 | 8.60 | 8.800 | 9.10 | 9.20 | 9.20 | 9.30 | 9.200 | 9.000 | 8.30 | 8.10 | 8.00 | 8.50 | 8.200 | 0.20 | 17.000 | (4) |
| | | | | 3 | O | 2 | I | 8.70 | 8.70 | 8.70 | 8.70 | 8.700 | 9.30 | 9.30 | 9.40 | 9.30 | 9.300 | 9.000 | 8.70 | 8.70 | 8.70 | 8.80 |
| 3 | CHN - China | 5 | U | 8.70 | 8.70 | 8.70 | 8.70 | 8.700 | 9.20 | 9.00 | 8.80 | 9.20 | 9.100 | 8.900 | 8.60 | 8.40 | 8.40 | 8.40 | 8.400 | | 17.300 | (2) |
| | | | | 3 | O | 2 | I | 8.50 | 8.50 | 8.50 | 8.50 | 8.500 | 9.20 | 9.10 | 9.20 | 9.10 | 9.150 | 8.825 | 8.30 | 8.20 | 8.50 | 8.60 |
| 4 | ITA - Italy | 5 | U | 8.50 | 8.50 | 8.50 | 8.50 | 8.500 | 9.10 | 9.10 | 8.90 | 9.20 | 9.100 | 8.800 | 8.40 | 8.30 | 8.30 | 8.40 | 8.350 | | 17.150 | (3) |
| | | | | 3 | O | 2 | I | 8.80 | 8.80 | 8.80 | 8.80 | 8.800 | 9.30 | 9.30 | 9.20 | 9.20 | 9.250 | 9.025 | 8.40 | 8.30 | 8.50 | 8.10 |
| 5 | BUL - Bulgaria | 5 | U | 8.60 | 8.60 | 8.60 | 8.60 | 8.600 | 8.90 | 9.10 | 8.80 | 8.80 | 8.850 | 8.725 | 8.00 | 8.10 | 8.10 | 8.20 | 8.100 | | 16.825 | (5) |
| | | | | 3 | O | 2 | I | 8.30 | 8.30 | 8.30 | 8.30 | 8.300 | 8.90 | 8.80 | 8.70 | 9.00 | 8.850 | 8.575 | 8.30 | 8.30 | 8.30 | 8.40 |
| 6 | UKR - Ukraine | 5 | U | 7.80 | 7.80 | 7.90 | 7.80 | 7.800 | 8.40 | 8.60 | 8.30 | 8.40 | 8.400 | 8.100 | 7.70 | 7.80 | 7.70 | 7.70 | 7.700 | | 15.800 | (6) |
| | | | | 3 | O | 2 | I | 7.90 | 7.90 | 7.90 | 7.90 | 7.900 | 8.40 | 8.50 | 8.30 | 8.50 | 8.450 | 8.175 | 7.60 | 7.60 | 7.70 | 7.90 |
| 7 | ISR - Israel | 5 | U | 7.70 | 7.70 | 7.70 | 7.70 | 7.700 | 8.20 | 8.40 | 8.50 | 7.80 | 8.300 | 8.000 | 7.20 | 7.20 | 7.40 | 7.60 | 7.300 | | 15.300 | (11) |
| | | | | 3 | O | 2 | I | 7.50 | 7.50 | 7.50 | 7.50 | 7.500 | 8.60 | 8.50 | 8.70 | 8.50 | 8.550 | 8.025 | 8.30 | 7.90 | 8.20 | 8.20 |
| 8 | AZE - Azerbaijan | 5 | U | 7.60 | 7.60 | 7.60 | 7.60 | 7.600 | 8.20 | 8.40 | 8.30 | 8.40 | 8.350 | 7.975 | 7.40 | 7.60 | 7.80 | 7.60 | 7.600 | | 15.575 | (8) |
| | | | | 3 | O | 2 | I | 7.50 | 7.50 | 7.50 | 7.50 | 7.500 | 8.50 | 8.40 | 8.30 | 8.50 | 8.450 | 7.975 | 7.90 | 7.80 | 8.20 | 7.90 |
| 9 | GRE - Greece | 5 | U | 7.30 | 7.30 | 7.30 | 7.30 | 7.300 | 8.20 | 8.00 | 8.00 | 8.00 | 8.000 | 7.650 | 7.80 | 7.70 | 7.60 | 7.80 | 7.750 | | 15.400 | (10) |
| | | | | 3 | O | 2 | I | 7.30 | 7.20 | 7.30 | 7.20 | 7.250 | 8.40 | 8.30 | 7.90 | 8.50 | 8.350 | 7.800 | 7.80 | 7.70 | 7.80 | 7.80 |
| 10 | JPN - Japan | 5 | U | 7.50 | 7.50 | 7.50 | 7.50 | 7.500 | 8.00 | 8.20 | 8.30 | 8.50 | 8.250 | 7.875 | 7.70 | 7.40 | 7.40 | 7.90 | 7.550 | | 15.425 | (9) |
| | | | | 3 | O | 2 | I | 8.20 | 8.20 | 8.20 | 8.20 | 8.200 | 8.10 | 8.10 | 8.00 | 7.90 | 8.050 | 8.125 | 7.70 | 7.10 | 8.00 | 7.30 |
| 11 | ESP - Spain | 5 | U | 7.50 | 7.50 | 7.50 | 7.50 | 7.500 | 8.50 | 8.70 | 8.60 | 8.50 | 8.550 | 8.025 | 7.70 | 7.70 | 7.70 | 7.80 | 7.700 | | 15.725 | (7) |
| | | | | 3 | O | 2 | I | 7.60 | 7.70 | 7.70 | 7.60 | 7.650 | 8.50 | 8.60 | 8.30 | 8.30 | 8.400 | 8.025 | 6.50 | 6.30 | 7.00 | 7.30 |
| 12 | BRA - Brazil | 5 | U | 7.30 | 7.30 | 7.30 | 7.30 | 7.300 | 7.90 | 8.00 | 8.30 | 8.00 | 8.000 | 7.650 | 7.00 | 7.20 | 7.30 | 7.40 | 7.250 | | 14.900 | (12) |
| | | | | 3 | O | 2 | I | 6.60 | 6.50 | 6.60 | 6.50 | 6.550 | 7.90 | 8.00 | 7.60 | 7.90 | 7.900 | 7.225 | 7.00 | 6.80 | 7.00 | 7.30 |

Legend:
D Difficulty score **A** Artistic score **E** Execution score **(D+A)/2** (Difficulty score + Artistic score) / 2
J1-J4 Judges 1-4 **Pen** Penalty

5 U 5 Ropes 3 O 2 I 3 Hoops + 2 Clubs



JUDGES ASSIGNMENTS

裁判员分组名单 / COMPOSITIONS DES JURYS

| | | |
|----------------------|--------------------------------|-----|
| Superior Jury | ABRUZZINI Egle | FIG |
| | GIANADDA Gilberte Jeanne Lucie | FIG |
| | GUHR GEB KRAMPE Gertrud Birgit | FIG |
| Control Jury | VINER Irina | FIG |
| | SZYSZKOWSKA Maria | FIG |
| | SEKITA Shihoko | FIG |
| | GARCIA LOPEZ Elena Chantal | FIG |






| Function | Name | NOC Code |
|-----------------|------------------------------|----------|
| Difficulty Jury | | |
| Judge 1 | AHLIN Ludmila | FIG |
| Judge 2 | FIGUEIREDO SILVA PEREIRA Ida | FIG |
| Judge 3 | ISHIZAKI Sakuko | FIG |
| Judge 4 | IGNATOVA-BASHEVA Kamelia P. | FIG |
| Artistic Jury | | |
| Judge 1 | PALOMERO RODENAS Maria Luz | FIG |
| Judge 2 | PILETIC Nina | FIG |
| Judge 3 | SAP Jolanda | FIG |
| Judge 4 | ILYANKOVA Iryna | FIG |
| Execution Jury | | |
| Judge 1 | MARJINA Galina | FIG |
| Judge 2 | MELKUMOVA Nataliya | FIG |
| Judge 3 | SIDOROVA Larisa | FIG |
| Judge 4 | DRYGALA Larissa | FIG |
| Assistant Judge | ZHOU Xiaoqin | CHN |
| Line Judge 1 | FAN Ming | CHN |
| Line Judge 2 | GAO Yang | CHN |
| Timer | HUANG Junya | CHN |



| Function | Name | NOC Code |
|-----------------|-------------------------|----------|
| Difficulty Jury | | |
| Judge 1 | LORTKIPANIDZE Irina | FIG |
| Judge 2 | LASHCHINSKAYA Natalia | FIG |
| Judge 3 | BERARDINO Paola | FIG |
| Judge 4 | NEL Elsie Annette | FIG |
| Artistic Jury | | |
| Judge 1 | MARCHETTI Anna Theresia | FIG |
| Judge 2 | IEROMINA Nataliia | FIG |
| Judge 3 | XIE Ying | FIG |
| Judge 4 | SUTER Orane Therese | FIG |
| Execution Jury | | |
| Judge 1 | KIM Ji Young | FIG |
| Judge 2 | IGNATOVA Blagovesta | FIG |
| Judge 3 | MACKONIENE Sigita | FIG |
| Judge 4 | BOURA Sofia | FIG |
| Assistant Judge | DIAO Zaizhen | CHN |
| Line Judge 1 | FAN Ming | CHN |
| Line Judge 2 | GAO Yang | CHN |
| Timer | HU Xiaofang | CHN |

Legend:

5  5 Ropes

3  2  3 Hoops + 2 Clubs



START LIST

出场顺序 / LISTE DE DÉPART



Rotation 1

| Start Order | NOC |
|-------------|--------------------------|
| 1 | BLR - Belarus |
| 2 | ISR - Israel |
| 3 | BUL - Bulgaria |
| 4 | RUS - Russian Federation |
| 5 | AZE - Azerbaijan |
| 6 | UKR - Ukraine |
| 7 | ITA - Italy |
| 8 | CHN - China |



Rotation 2


| Start Order | NOC |
|-------------|--------------------------|
| 1 | BUL - Bulgaria |
| 2 | RUS - Russian Federation |
| 3 | AZE - Azerbaijan |
| 4 | UKR - Ukraine |
| 5 | ITA - Italy |
| 6 | CHN - China |
| 7 | BLR - Belarus |
| 8 | ISR - Israel |



Reserves

| Control Number | NOC |
|----------------|--------------|
| R1 | GRE - Greece |
| R2 | JPN - Japan |

Legend:

R Reserve




5  5 Ropes

3  2  3 Hoops + 2 Clubs



GROUP COMPOSITION




集体参赛运动员名单 / COMPOSITION DES ENSEMBLES

| NOC Name | 5  | 3  | 2  |
|-------------------------|---|---|---|
| AZE - Azerbaijan | | | |
| BITIEVA Anna | X | | X |
| GORINA Dina | X | | - |
| HUSEYNOVA Vafa | X | | X |
| PRASOLOVA Anastasiya | - | | X |
| TREPINA Alina | X | | X |
| YEGAY Valeriya | X | | X |
| BLR - Belarus | | | |
| BABUSHKINA Olesya | X | | X |
| IVANKOVA Anastasia | X | | X |
| LUNINA Zinaida | X | | - |
| MARTINOVICH Glafira | - | | X |
| SANKOVICH Ksenia | X | | X |
| TUMILOVICH Alina | X | | X |
| BUL - Bulgaria | | | |
| KOUSSEVA Tzveta | X | | X |
| MANOLOVA Yolita | X | | - |
| MARINOVA Zornitsa | X | | X |
| PAUNOVSKA Maya | X | | X |
| TANTCHEVA Ioanna | - | | X |
| TONGOVA Tatyana | X | | X |
| CHN - China | | | |
| CAI Tongtong | - | | X |
| CHOU Tao | X | | X |
| LU Yuanyang | X | | - |
| SUI Jianshuang | X | | X |
| SUN Dan | X | | X |
| ZHANG Shuo | X | | X |
| ISR - Israel | | | |
| DVORNICHENKO Olena | X | | X |
| PISETSKY Katerina | X | | X |
| SAVENKOV Maria | X | | X |
| VIGDOZCHIK Rahel | X | | X |
| VITENBERG Veronika | X | | X |
| ITA - Italy | | | |
| BLANCHI Elisa | X | | X |
| D'OTTAVIO Fabrizia | X | | X |
| FALCA Marinella | - | | X |
| MASSERONI Daniela | X | | - |
| SANTONI Elisa | X | | X |
| SAVRAYUK Anzhelika | X | | X |



GROUP COMPOSITION

集体参赛运动员名单 / COMPOSITION DES ENSEMBLES

| NOC Name | 5  | 3  | 2  |
|---------------------------------|---|---|---|
| RUS - Russian Federation | | | |
| ALIYCHUK Margarita | X | | X |
| GAVRILENKO Anna | X | | - |
| GORBUNOVA Tatiana | X | | X |
| POSEVINA Elena | X | | X |
| SHKURIKHINA Daria | - | | X |
| ZUEVA Natalia | X | | X |
| UKR - Ukraine | | | |
| CHEREPENINA Krystyna | X | | - |
| DMYTRASH Olena | X | | X |
| MAKSYMENKO Alina | X | | X |
| PEREDERIY Vira | X | | X |
| SLOBODYAN Yuliya | - | | X |
| ZUBCHENKO Vita | X | | X |




Note:
All changes prior to competition will be available in INFO




Legend:
5  5 Ropes 3  2  3 Hoops + 2 Clubs



RESULTS

比赛成绩 / RESULTATS

| Rank | NOC | | 5  | | | 3  2  | | | Total | |
|------|--------------------------|---|---|--------|--------|---|--------|--------|--------|--------|
| | | | Pen | Score | Rk | Pen | Score | Rk | | |
| 1 | RUS - Russian Federation | D | 8.600 | 17.750 | (1) | 8.600 | 17.800 | (1) | 35.550 | |
| | | A | 9.200 | | | | | | | 9.400 |
| | | E | 8.850 | | | | | | | 8.800 |
| 2 | CHN - China | D | 8.900 | 17.575 | (3) | 8.900 | 17.650 | (2) | 35.225 | |
| | | A | 9.250 | | | | | | | 9.200 |
| | | E | 8.500 | | | | | | | 8.600 |
| 3 | BLR - Belarus | D | 9.000 | 17.625 | (2) | 8.800 | 17.275 | (4) | 34.900 | |
| | | A | 9.250 | | | 9.250 | | | | |
| | | E | 8.500 | | | 8.450 | | | | |
| 4 | ITA - Italy | D | 8.300 | 17.000 | (4) | 8.700 | 17.425 | (3) | 34.425 | |
| | | A | 9.100 | | | 9.150 | | | | |
| | | E | 8.300 | | | 8.500 | | | | |
| 5 | BUL - Bulgaria | D | 8.500 | 0.20 | 16.750 | (5) | 8.300 | 16.800 | (5) | 33.550 |
| | | A | 9.000 | 9.000 | | | | | | |
| | | E | 8.200 | 8.350 | | | | | | |
| 6 | ISR - Israel | D | 7.300 | 0.05 | 16.050 | (7) | 7.400 | 16.050 | (6) | 32.100 |
| | | A | 8.700 | 8.700 | | | | | | |
| | | E | 8.100 | 8.000 | | | | | | |
| 7 | AZE - Azerbaijan | D | 7.500 | 16.075 | (6) | 7.200 | 15.500 | (7) | 31.575 | |
| | | A | 8.350 | | | 8.300 | | | | |
| | | E | 8.150 | | | 7.800 | | | | |
| 8 | UKR - Ukraine | D | 8.200 | 15.975 | (8) | 7.700 | 15.125 | (8) | 31.100 | |
| | | A | 8.350 | | | 8.450 | | | | |
| | | E | 7.700 | | | 7.450 | | | | |

| | | | | | | | | | | | |
|----------------|--|---------|------------------|---|-----------------|---|-------------------|----|----------------|---|---------------------|
| Legend: | | | | | | | | | | | |
| A | Artistic Score | D | Difficulty Score | E | Execution Score | Pen | Penalty | Rk | Apparatus rank | Q | Qualified for final |
| R | Reserve | | | | | | | | | | |
| 5 |  | 5 Ropes | 3 |  | 2 |  | 3 Hoops + 2 Clubs | | | | |



INDIVIDUAL JUDGES SCORES

裁判员评分 / NOTES DES JUGES

| Rank | Name | | -- Difficulty Jury (D) -- | | | | | -- Artistic Jury (A) -- | | | | | D+A 2 | -- Execution Jury (E) -- | | | | | Pen | Apparatus | | |
|------|--------------------------|---|---------------------------|------|------|------|-------|-------------------------|-------|------|------|-------|----------|--------------------------|-------|------|------|-------|-------|-----------|--------|--------|
| | | | J1 | J2 | J3 | J4 | Score | J1 | J2 | J3 | J4 | Score | | J1 | J2 | J3 | J4 | Score | | Score | Rank | |
| 1 | RUS - Russian Federation | 5 | U | 8.60 | 8.60 | 8.60 | 8.60 | 8.600 | 9.00 | 9.20 | 9.20 | 9.40 | 9.200 | 8.900 | 8.80 | 8.90 | 8.90 | 8.70 | 8.850 | | 17.750 | (1) |
| | Total 35.550 | 3 | O | 2 | 8.60 | 8.60 | 8.60 | 8.60 | 8.600 | 9.40 | 9.10 | 9.40 | 9.40 | 9.400 | 9.000 | 8.80 | 8.80 | 8.90 | 8.70 | 8.800 | | 17.800 |
| 2 | CHN - China | 5 | U | 8.90 | 8.90 | 8.90 | 8.90 | 8.900 | 9.20 | 9.10 | 9.30 | 9.30 | 9.250 | 9.075 | 8.50 | 8.50 | 8.50 | 8.40 | 8.500 | | 17.575 | (3) |
| | Total 35.225 | 3 | O | 2 | 8.90 | 8.90 | 8.90 | 8.90 | 8.900 | 9.10 | 9.30 | 9.30 | 9.10 | 9.200 | 9.050 | 8.60 | 8.60 | 8.50 | 8.70 | 8.600 | | 17.650 |
| 3 | BLR - Belarus | 5 | U | 9.00 | 9.00 | 9.00 | 9.00 | 9.000 | 9.20 | 9.20 | 9.30 | 9.40 | 9.250 | 9.125 | 8.50 | 8.50 | 8.50 | 8.60 | 8.500 | | 17.625 | (2) |
| | Total 34.900 | 3 | O | 2 | 8.80 | 8.80 | 8.80 | 8.80 | 8.800 | 9.30 | 9.30 | 9.20 | 9.10 | 9.250 | 9.025 | 8.60 | 8.40 | 8.50 | 8.40 | 8.450 | 0.20 | 17.275 |
| 4 | ITA - Italy | 5 | U | 8.30 | 8.30 | 8.30 | 8.30 | 8.300 | 9.20 | 9.00 | 9.10 | 9.10 | 9.100 | 8.700 | 8.30 | 8.30 | 8.30 | 8.40 | 8.300 | | 17.000 | (4) |
| | Total 34.425 | 3 | O | 2 | 8.60 | 8.60 | 8.80 | 8.80 | 8.700 | 9.10 | 9.20 | 9.10 | 9.30 | 9.150 | 8.925 | 8.50 | 8.50 | 8.40 | 8.50 | 8.500 | | 17.425 |
| 5 | BUL - Bulgaria | 5 | U | 8.50 | 8.50 | 8.50 | 8.50 | 8.500 | 9.00 | 9.00 | 9.00 | 9.10 | 9.000 | 8.750 | 8.20 | 8.20 | 8.20 | 8.30 | 8.200 | 0.20 | 16.750 | (5) |
| | Total 33.550 | 3 | O | 2 | 8.30 | 8.30 | 8.30 | 8.30 | 8.300 | 9.00 | 9.00 | 8.90 | 9.00 | 9.000 | 8.650 | 8.30 | 8.40 | 8.20 | 8.40 | 8.350 | 0.20 | 16.800 |
| 6 | ISR - Israel | 5 | U | 7.30 | 7.30 | 7.30 | 7.40 | 7.300 | 8.70 | 8.70 | 8.60 | 8.70 | 8.700 | 8.000 | 8.00 | 8.10 | 8.10 | 8.20 | 8.100 | 0.05 | 16.050 | (7) |
| | Total 32.100 | 3 | O | 2 | 7.40 | 7.40 | 7.40 | 7.40 | 7.400 | 8.70 | 8.40 | 8.70 | 8.70 | 8.700 | 8.050 | 7.90 | 8.10 | 8.30 | 7.80 | 8.000 | | 16.050 |
| 7 | AZE - Azerbaijan | 5 | U | 7.50 | 7.50 | 7.50 | 7.50 | 7.500 | 8.20 | 8.20 | 8.50 | 8.60 | 8.350 | 7.925 | 8.20 | 8.10 | 8.20 | 8.00 | 8.150 | | 16.075 | (6) |
| | Total 31.575 | 3 | O | 2 | 7.20 | 7.20 | 7.20 | 7.20 | 7.200 | 8.40 | 8.20 | 8.20 | 8.40 | 8.300 | 7.750 | 7.70 | 7.80 | 7.90 | 7.80 | 7.800 | 0.05 | 15.500 |
| 8 | UKR - Ukraine | 5 | U | 8.20 | 8.20 | 8.20 | 8.20 | 8.200 | 8.50 | 8.40 | 8.20 | 8.30 | 8.350 | 8.275 | 7.70 | 7.70 | 7.40 | 7.80 | 7.700 | | 15.975 | (8) |
| | Total 31.100 | 3 | O | 2 | 7.60 | 7.60 | 7.80 | 7.80 | 7.700 | 8.50 | 8.50 | 8.40 | 8.40 | 8.450 | 8.075 | 7.40 | 7.40 | 7.50 | 7.60 | 7.450 | 0.40 | 15.125 |

Legend:

D Difficulty score A Artistic score E Execution score (D+A)/2 (Difficulty score + Artistic score) / 2
J1-J4 Judges 1-4 Pen Penalty

5 U 5 Ropes

3 O 2 I 3 Hoops + 2 Clubs



Beijing 2008



Trampoline Gymnastics

16-19 August

OFFICIAL RESULTS BOOK





COMPETITION SCHEDULE

As of 21 JUL 2008

竞赛日程 / Horaire des compétitions

| Date | Event | Start Time | Estimated Finish Time | Details |
|------------|-----------------------|------------|-----------------------|--|
| SAT 16 AUG | Women's Qualification | 10:57 | 10:59 | Women's Gymnasts march in and presentation |
| | | 11:00 | 11:38 | First Routine |
| | | 11:38 | 12:12 | Second Routine |
| | | 12:12 | 12:14 | Women's Gymnasts march out |
| | Men's Qualification | 12:14 | 12:16 | Men's Gymnasts march in and presentation |
| | | 12:16 | 12:55 | First Routine |
| | | 12:55 | 13:29 | Second Routine |
| MON 18 AUG | Women's Final | 13:29 | 13:31 | Men's Gymnasts march out |
| | | 20:15 | 20:17 | Gymnasts march in and presentation |
| | | 20:25 | 20:44 | Final Routine |
| TUE 19 AUG | Men's Final | 20:49 | 20:57 | Medal Ceremony |
| | | 20:15 | 20:17 | Gymnasts march in and presentation |
| | | 20:25 | 20:44 | Final Routine |
| | | 20:49 | 20:57 | Medal Ceremony |

Medallists by Event



AFTER 2 OF 2 EVENTS / AS OF 19 AUG 2008

Gymnastics Trampoline

GO!

| Event | Date | Medal | Name | NOC |
|-----------------------|------------|--------|----------------------------------|---------------------|
| Women | MON 18 AUG | GOLD | HE Wenna | CHN |
| | | SILVER | COCKBURN Karen | CAN |
| | | BRONZE | KHILKO Ekaterina | UZB |
| Men | TUE 19 AUG | GOLD | LU Chunlong | CHN |
| | | SILVER | BURNETT Jason | CAN |
| | | BRONZE | DONG Dong | CHN |

20:56:15 19 AUG 2008

GT0000000_C93 2.0

Medal Standings



AFTER 2 OF 2 EVENTS / AS OF 19 AUG 2008

Gymnastics Trampoline

GO!

| Rank | NOC | NOC Name | Men | | | | Women | | | | Total | | | | Rank by Total | |
|---------------|---------------------|------------|----------|----------|----------|----------|----------|----------|----------|----------|----------|----------|----------|----------|---------------|---|
| | | | G | S | B | T | G | S | B | T | G | S | B | T | | |
| 1 | CHN | China | 1 | | 1 | 2 | 1 | | | 1 | | 2 | | 1 | 3 | 1 |
| 2 | CAN | Canada | | 1 | | 1 | | 1 | | 1 | | 2 | | | 2 | 2 |
| 3 | UZB | Uzbekistan | | | | | | | 1 | 1 | | | | 1 | 1 | 3 |
| Total: | | | 1 | 1 | 1 | 3 | 1 | 1 | 1 | 3 | 2 | 2 | 2 | 6 | | |

Legend

B - Bronze

G - Gold

S - Silver

T - Total

= - Equal sign indicates that two or more NOCs share the same rank by total

20:56:16 19 AUG 2008

GT0000000_C95 2.0

FIG Medal Standings



AFTER 16 OF 18 EVENTS / AS OF 19 AUG 2008

| Rank | NOC | NOC Name | Artistic Gymnastics | | | | Rhythmic Gymnastics | | | | Trampoline Gymnastics | | | | Total | | | | Rank by Total |
|---------------|-----|---------------|---------------------|-----------|-----------|-----------|---------------------|---|---|---|-----------------------|----------|----------|----------|-----------|-----------|-----------|-----------|---------------|
| | | | G | S | B | T | G | S | B | T | G | S | B | T | G | S | B | T | |
| 1 | CHN | China | 9 | 1 | 4 | 14 | | | | | 2 | | 1 | 3 | 11 | 1 | 5 | 17 | 1 |
| 2 | USA | United States | 2 | 6 | 2 | 10 | | | | | | | | | 2 | 6 | 2 | 10 | 2 |
| 3 | ROU | Romania | 1 | | 1 | 2 | | | | | | | | | 1 | | 1 | 2 | =3 |
| 4 | PRK | DPR Korea | 1 | | | 1 | | | | | | | | | 1 | | | 1 | =10 |
| 4 | POL | Poland | 1 | | | 1 | | | | | | | | | 1 | | | 1 | =10 |
| 6 | JPN | Japan | | 2 | | 2 | | | | | | | | | | 2 | | 2 | =3 |
| 6 | CAN | Canada | | | | | | | | | 2 | | 2 | | 2 | | 2 | | =3 |
| 8 | FRA | France | | 1 | 1 | 2 | | | | | | | | | 1 | 1 | 2 | | =3 |
| 8 | GER | Germany | | 1 | 1 | 2 | | | | | | | | | 1 | 1 | 2 | | =3 |
| 10 | ESP | Spain | | 1 | | 1 | | | | | | | | | 1 | | 1 | | =10 |
| 10 | CRO | Croatia | | 1 | | 1 | | | | | | | | | 1 | | 1 | | =10 |
| 10 | KOR | Korea | | 1 | | 1 | | | | | | | | | 1 | | 1 | | =10 |
| 13 | RUS | Russian Fed. | | | 2 | 2 | | | | | | | | | | | 2 | 2 | =3 |
| 13 | UZB | Uzbekistan | | | 1 | 1 | | | | | | | 1 | 1 | | | 2 | 2 | =3 |
| 15 | GBR | Great Britain | | | 1 | 1 | | | | | | | | | | | 1 | 1 | =10 |
| 15 | UKR | Ukraine | | | 1 | 1 | | | | | | | | | | | 1 | 1 | =10 |
| Total: | | | 14 | 14 | 14 | 42 | | | | | 2 | 2 | 2 | 6 | 16 | 16 | 16 | 48 | |

Legend

B - Bronze

G - Gold

S - Silver

T - Total

= - Equal sign indicates that two or more athletes or NOCs share the same rank by total

20:57:19 19 AUG 2008

GY0000000_C97 16.0



| Function | Name | NOC / FIG |
|--|---|-----------|
| Technical Delegate/President | KUNZE Horst Georg | FIG |
| 1st Vice-president | MAKAROV Nikolay | FIG |
| 2nd Vice-president | SHUISKA Tetiana | FIG |
| Members | LAMBERT Christophe Jean | FIG |
| | ANDERSSON Ulf Henrik | FIG |
| | ZEMAN Vladimir | FIG |
| | BEETON John Darnley | FIG |
| International Technical Officials/Judges: | AUSTINE Brett Thomas | AUS |
| | DE JONGHE Joeri R Y | BEL |
| | EPELBAUM Sergei | ISR |
| | LIMOUZY EP GARCIA Arlette Leonie Cecile | FRA |
| | OKONIEWSKI Waldemar | POL |
| | THORSSON Martin Andreas | SWE |
| | VAN WETERING E V DAMMERS Babette | NED |
| | VICENTE MARINO Miguel | ESP |
| National Technical Officials/Judges: | ZHAO Jiawei | CHN |
| | LIU Xing | CHN |



RESULTS

比赛成绩 / RÉSULTATS

| | | |
|-------------------------------|-------------------------|-----|
| Superior Jury | KUNZE Horst Georg | FIG |
| | BEETON John Darnley | FIG |
| | LAMBERT Christophe Jean | FIG |
| | MAKAROV Nikolay | FIG |
| | SHUISKA Tetiana | FIG |
| | ZEMAN Vladimir | FIG |
| Chair of Judges' Panel | ANDERSSON Ulf Henrik | FIG |

| Execution | | | | Difficulty | | | |
|-----------|---------------------------|-----|--|------------|----------------------|-----|--|
| J1 | THORSSON Martin Andreas | SWE | | J6 | de JONGHE Joeri R Y | BEL | |
| J2 | VICENTE MARINO Miguel | ESP | | J7 | van WETERING Babette | NED | |
| J3 | EPELBAUM Sergei | ISR | | | | | |
| J4 | LIMOUZY EP GARCIA Arlette | FRA | | | | | |
| J5 | AUSTINE Brett Thomas | AUS | | | | | |

| Rank | Name | NOC Code | Routine | J1 SWE | J2 ESP | J3 ISR | J4 FRA | J5 AUS | Diff | Pen | --- Routine -- Total | Rank | Total | |
|------|---------------------|----------|------------|------------|------------|------------|------------|------------|-------------|-----|-------------------------|---------------|-------|---|
| 1 | HE Wenna | CHN | 1ST 2ND | 9.2 7.7 | 9.3 7.6 | 9.1 7.4 | 9.2 7.9 | 9.2 7.7 | 2.5 14.1 | | 30.10 37.10 | (1) (1) | 67.20 | Q |
| 2 | KARAVAEVA Irina | RUS | 1ST 2ND | 9.2 7.4 | 9.2 7.5 | 8.9 7.3 | 9.1 7.3 | 8.9 7.2 | 2.5 14.7 | | 29.70 36.70 | (=4) (=3) | 66.40 | Q |
| 3 | MACLENNAN Rosannagh | CAN | 1ST 2ND | 9.2 7.4 | 9.1 7.4 | 8.9 7.3 | 8.7 7.6 | 8.8 7.3 | 3.1 14.0 | | 29.90 36.10 | (3) (6) | 66.00 | Q |
| 4 | COCKBURN Karen | CAN | 1ST 2ND | 8.6 7.8 | 8.5 7.8 | 8.4 7.6 | 8.5 7.6 | 8.2 7.5 | 3.2 14.0 | | 28.60 37.00 | (=10) (2) | 65.60 | Q |
| 5 | GOLOVINA Luba | GEO | 1ST 2ND | 8.7 7.5 | 8.7 7.6 | 8.8 7.2 | 8.3 7.6 | 8.4 7.7 | 2.9 13.5 | | 28.70 36.20 | (9) (5) | 64.90 | Q |
| 6 | MOVCHAN Olena | UKR | 1ST 2ND | 8.6 7.6 | 8.5 7.5 | 8.9 7.4 | 8.0 7.7 | 8.3 7.9 | 2.7 13.9 | | 28.10 36.70 | (13) (=3) | 64.80 | Q |
| 7 | DOGONADZE Anna | GER | 1ST 2ND | 9.0 7.1 | 9.0 7.0 | 9.0 7.0 | 8.8 7.3 | 9.0 7.1 | 2.7 13.4 | | 29.70 34.60 | (=4) (9) | 64.30 | Q |
| 8 | KHILKO Ekaterina | UZB | 1ST 2ND | 8.7 6.9 | 8.8 6.7 | 8.6 6.9 | 8.8 6.8 | 8.7 6.6 | 2.9 14.4 | | 29.10 34.80 | (=6) (8) | 63.90 | Q |
| 9 | PIATRENIA Tatsiana | BLR | 1ST 2ND | 8.5 6.9 | 8.5 7.0 | 8.5 7.1 | 8.5 7.2 | 8.5 6.9 | 3.1 14.2 | | 28.60 35.20 | (=10) (7) | 63.80 | R |
| 10 | WRIGHT Claire | GBR | 1ST 2ND | 8.9 6.5 | 8.8 6.6 | 8.8 6.7 | 8.6 7.0 | 8.3 6.7 | 2.9 14.0 | | 29.10 34.00 | (=6) (=11) | 63.10 | R |
| 11 | CHERNOVA Natalia | RUS | 1ST 2ND | 8.8 7.1 | 8.8 7.0 | 8.8 7.3 | 8.7 7.3 | 8.6 7.2 | 2.7 12.4 | | 29.00 34.00 | (8) (=11) | 63.00 | |
| 12 | HIROTA Haruka | JPN | 1ST 2ND | 8.6 7.6 | 8.7 7.6 | 8.5 7.2 | 8.8 7.2 | 8.5 7.2 | 2.7 12.1 | | 28.50 34.10 | (12) (10) | 62.60 | |
| 13 | BLANCHARD Erin | USA | 1ST 2ND | 8.2 6.5 | 8.3 6.5 | 8.2 6.7 | 8.0 6.9 | 7.9 6.9 | 2.7 13.7 | | 27.10 33.80 | (=14) (13) | 60.90 | |
| 14 | HUANG Shanshan | CHN | 1ST 2ND | 9.1 5.8 | 9.2 5.7 | 8.9 5.6 | 9.1 5.7 | 9.1 5.8 | 2.7 11.8 | | 30.00 29.00 | (2) (15) | 59.00 | |
| 15 | POPKIN Lenka | CZE | 1ST 2ND | 7.7 6.8 | 7.8 6.8 | 7.7 6.8 | 7.3 6.8 | 7.5 6.5 | 2.9 11.4 | | 25.80 31.80 | (16) (14) | 57.60 | |
| 16 | RENTE Ana | POR | 1ST 2ND | 8.2 0.4 | 8.1 0.5 | 8.1 0.6 | 8.0 0.5 | 7.9 0.5 | 2.9 3.0 | | 27.10 4.50 | (=14) (16) | 31.60 | |

Legend

| | | | | | | | |
|------------|---|------------|---------------------|----------------|------------------|----------------|-------------------|
| = | Equal sign indicates that two or more gymnasts share the same rank by routine-total | | | | | | |
| 1st | 1st routine | 2nd | 2nd routine | Diff | Difficulty | DNF | Did not finish |
| DNS | Did not start | DSQ | Disqualified | J1 - J5 | Execution judges | J6 - J7 | Difficulty judges |
| Pen | Penalty | Q | Qualified for final | R | Reserve | | |



RESULTS

比赛成绩 / RÉSULTATS

| | | |
|-------------------------------|-------------------------|-----|
| Superior Jury | KUNZE Horst Georg | FIG |
| | BEETON John Darnley | FIG |
| | LAMBERT Christophe Jean | FIG |
| | MAKAROV Nikolay | FIG |
| | SHUISKA Tetiana | FIG |
| | ZEMAN Vladimir | FIG |
| Chair of Judges' Panel | ANDERSSON Ulf Henrik | FIG |

| | | | | | |
|------------------|---------------------------|-----|-------------------|---------------------|-----|
| Execution | | | Difficulty | | |
| J1 | THORSSON Martin Andreas | SWE | J6 | de JONGHE Joeri R Y | BEL |
| J2 | AUSTINE Brett Thomas | AUS | J7 | EPELBAUM Sergei | ISR |
| J3 | OKONIEWSKI Waldemar | POL | | | |
| J4 | LIMOUZY EP GARCIA Arlette | FRA | | | |
| J5 | VICENTE MARINO Miguel | ESP | | | |

| Rank | Name | NOC Code | J1 SWE | J2 AUS | J3 POL | J4 FRA | J5 ESP | Diff | Pen | Total |
|------|---------------------|----------|-----------|-----------|-----------|-----------|-----------|------|-----|-------|
| 1 | HE Wenna | CHN | 7.8 | 7.6 | 7.8 | 7.9 | 7.7 | 14.5 | | 37.80 |
| 2 | COCKBURN Karen | CAN | 7.5 | 7.3 | 7.6 | 7.5 | 7.6 | 14.4 | | 37.00 |
| 3 | KHILKO Ekaterina | UZB | 7.5 | 7.6 | 7.4 | 7.5 | 7.5 | 14.4 | | 36.90 |
| 4 | MOVCHAN Olena | UKR | 7.7 | 7.6 | 7.7 | 7.3 | 7.4 | 13.9 | | 36.60 |
| 5 | KARAVAEVA Irina | RUS | 7.1 | 7.1 | 7.2 | 7.2 | 7.4 | 14.7 | | 36.20 |
| 6 | GOLOVINA Luba | GEO | 7.4 | 7.5 | 7.7 | 7.6 | 7.7 | 13.3 | | 36.10 |
| 7 | MACLENNAN Rosannagh | CAN | 7.0 | 6.7 | 6.8 | 7.3 | 7.3 | 14.4 | | 35.50 |
| 8 | DOGONADZE Anna | GER | 3.6 | 3.5 | 3.6 | 4.0 | 3.5 | 8.2 | | 18.90 |

Legend

| | | | | | | | |
|----------------|------------------|----------------|-------------------|------------|---------------|------------|--------------|
| Diff | Difficulty | DNF | Did not finish | DNS | Did not start | DSQ | Disqualified |
| J1 - J5 | Execution judges | J6 - J7 | Difficulty judges | | | | |
| Pen | Penalty | | | | | | |



RESULTS

比赛成绩 / RÉSULTATS

| | | |
|-------------------------------|-------------------------|-----|
| Superior Jury | KUNZE Horst Georg | FIG |
| | ANDERSSON Ulf Henrik | FIG |
| | LAMBERT Christophe Jean | FIG |
| | MAKAROV Nikolay | FIG |
| | SHUISKA Tetiana | FIG |
| | ZEMAN Vladimir | FIG |
| Chair of Judges' Panel | BEETON John Darnley | FIG |

| Execution | | | | Difficulty | | | |
|-----------|-------------------------|-----|--|------------|---------------------------|-----|--|
| J1 | OKONIEWSKI Waldemar | POL | | J6 | AUSTINE Brett Thomas | AUS | |
| J2 | van WETERING Babette | NED | | J7 | LIMOUZY EP GARCIA Arlette | FRA | |
| J3 | THORSSON Martin Andreas | SWE | | | | | |
| J4 | EPELBAUM Sergei | ISR | | | | | |
| J5 | VICENTE MARINO Miguel | ESP | | | | | |

| Rank | Name | NOC Code | Routine | J1 POL | J2 NED | J3 SWE | J4 ISR | J5 ESP | Diff | Pen | --- Routine -- Total | Rank | Total | |
|------|-------------------|----------|---------|--------|--------|--------|--------|--------|------|-----|-------------------------|-------|-------|---|
| 1 | LU Chunlong | CHN | 1ST | 9.3 | 9.6 | 9.5 | 9.4 | 9.6 | 2.7 | | 31.20 | (1) | 72.40 | Q |
| | | | 2ND | 8.3 | 8.4 | 8.4 | 8.2 | 8.3 | 16.2 | | 41.20 | (=1) | | |
| 2 | DONG Dong | CHN | 1ST | 9.3 | 9.4 | 9.3 | 9.4 | 9.5 | 2.9 | | 31.00 | (2) | 71.70 | Q |
| | | | 2ND | 8.2 | 8.5 | 8.2 | 7.9 | 8.1 | 16.2 | | 40.70 | (=3) | | |
| 3 | USHAKOV Dmitry | RUS | 1ST | 9.2 | 9.1 | 9.1 | 9.2 | 9.3 | 3.3 | | 30.80 | (4) | 71.50 | Q |
| | | | 2ND | 8.0 | 8.5 | 8.1 | 8.3 | 8.3 | 16.0 | | 40.70 | (=3) | | |
| 4 | NIKITIN Yuriy | UKR | 1ST | 9.4 | 9.2 | 9.3 | 9.0 | 9.4 | 2.7 | | 30.60 | (5) | 70.70 | Q |
| | | | 2ND | 7.9 | 8.2 | 8.1 | 7.7 | 7.9 | 16.2 | | 40.10 | (6) | | |
| 5 | SOTOMURA Tetsuya | JPN | 1ST | 8.8 | 8.9 | 9.0 | 8.8 | 8.8 | 3.1 | | 29.60 | (12) | 70.30 | Q |
| | | | 2ND | 8.3 | 8.7 | 8.6 | 7.8 | 8.2 | 15.6 | | 40.70 | (=3) | | |
| 6 | RUSAKOV Alexander | RUS | 1ST | 8.9 | 8.7 | 8.7 | 8.9 | 8.8 | 3.5 | | 29.90 | (=9) | 69.90 | Q |
| | | | 2ND | 8.1 | 7.9 | 7.9 | 8.0 | 7.9 | 16.2 | | 40.00 | (7) | | |
| 7 | BURNETT Jason | CAN | 1ST | 8.3 | 8.1 | 8.7 | 8.6 | 8.3 | 3.3 | | 28.50 | (=14) | 69.70 | Q |
| | | | 2ND | 7.7 | 8.4 | 8.2 | 8.3 | 8.1 | 16.6 | | 41.20 | (=1) | | |
| 8 | KAZAK Mikalai | BLR | 1ST | 9.0 | 9.2 | 9.1 | 9.1 | 9.3 | 2.9 | | 30.30 | (7) | 69.70 | Q |
| | | | 2ND | 8.0 | 7.9 | 7.8 | 7.7 | 7.5 | 16.0 | | 39.40 | (8) | | |
| 9 | UEYAMA Yasuhiro | JPN | 1ST | 9.0 | 9.2 | 9.2 | 8.9 | 9.0 | 2.7 | | 29.90 | (=9) | 69.20 | R |
| | | | 2ND | 7.9 | 8.3 | 8.0 | 7.5 | 7.9 | 15.5 | | 39.30 | (=9) | | |
| 10 | JENSEN Peter | DEN | 1ST | 9.1 | 9.1 | 9.0 | 9.0 | 9.1 | 3.3 | | 30.50 | (6) | 69.20 | R |
| | | | 2ND | 7.7 | 7.8 | 7.7 | 7.3 | 7.5 | 15.8 | | 38.70 | (=12) | | |
| 11 | GANCHINHO Diogo | POR | 1ST | 9.0 | 9.0 | 8.9 | 9.2 | 8.9 | 2.9 | | 29.80 | (11) | 69.10 | |
| | | | 2ND | 7.9 | 7.7 | 7.8 | 8.1 | 8.0 | 15.6 | | 39.30 | (=9) | | |
| 12 | PENNES Gregoire | FRA | 1ST | 8.6 | 9.0 | 9.1 | 9.0 | 9.1 | 2.9 | | 30.00 | (8) | 68.70 | |
| | | | 2ND | 7.5 | 7.5 | 7.6 | 7.3 | 7.6 | 16.1 | | 38.70 | (=12) | | |
| 13 | WILDEN Ben | AUS | 1ST | 7.9 | 8.6 | 8.2 | 8.4 | 8.6 | 2.9 | | 28.10 | (16) | 67.10 | |
| | | | 2ND | 7.6 | 7.9 | 7.8 | 7.6 | 7.6 | 16.0 | | 39.00 | (11) | | |
| 14 | CANNONE Flavio | ITA | 1ST | 8.7 | 8.4 | 8.5 | 8.7 | 9.0 | 3.1 | | 29.00 | (13) | 66.50 | |
| | | | 2ND | 7.5 | 7.5 | 7.1 | 7.2 | 7.3 | 15.5 | | 37.50 | (14) | | |
| 15 | ESTRADA Chris | USA | 1ST | 8.5 | 8.4 | 8.5 | 7.9 | 8.6 | 3.1 | | 28.50 | (=14) | 65.90 | |
| | | | 2ND | 7.1 | 7.4 | 7.4 | 7.3 | 7.1 | 15.6 | | 37.40 | (15) | | |
| 16 | STEHLIK Henrik | GER | 1ST | 9.3 | 9.2 | 9.3 | 9.2 | 9.3 | 3.1 | | 30.90 | (3) | 64.60 | |
| | | | 2ND | 6.7 | 6.6 | 6.5 | 6.9 | 6.6 | 13.8 | | 33.70 | (16) | | |

Legend

| | | | | | | | |
|------------|---|------------|---------------------|----------------|------------------|----------------|-------------------|
| = | Equal sign indicates that two or more gymnasts share the same rank by routine-total | | | | | | |
| 1st | 1st routine | 2nd | 2nd routine | Diff | Difficulty | DNF | Did not finish |
| DNS | Did not start | DSQ | Disqualified | J1 - J5 | Execution judges | J6 - J7 | Difficulty judges |
| Pen | Penalty | Q | Qualified for final | R | Reserve | | |



NATIONAL INDOOR STADIUM
国家体育馆
GYMNASE OLYMPIQUE

SAT 星期六 SAM
16 AUG 2008
12:19

TRAMPOLINE
蹦床 / TRAMPOLINE

MEN
男子 / HOMMES

QUALIFICATION
资格赛 / QUALIFICATION



TIE-BREAK REPORT

平分决胜报告 / LISTE DES EX AEQUO

| Rank | Name | NOC Code | Total | 2nd Routine | | | | | | |
|------|-----------------|----------|-------|---------------|---------------------|------------------|------------------------|------------------------|------------------------|----------------------|
| | | | | Highest Score | Highest Exec. Score | Sum of all Exec. | Sum of 4 Highest Exec. | Sum of 3 Highest Exec. | Sum of 2 Highest Exec. | Single Highest Exec. |
| 7 | BURNETT Jason | CAN | 69.70 | <u>41.20</u> | 24.60 | 40.70 | 33.00 | 24.90 | 16.70 | 8.40 |
| 8 | KAZAK Mikalai | BLR | 69.70 | 39.40 | 23.40 | 38.90 | 31.40 | 23.70 | 15.90 | 8.00 |
| 9 | UEYAMA Yasuhiro | JPN | 69.20 | <u>39.30</u> | 23.80 | 39.60 | 32.10 | 24.20 | 16.30 | 8.30 |
| 10 | JENSEN Peter | DEN | 69.20 | 38.70 | 22.90 | 38.00 | 30.70 | 23.20 | 15.50 | 7.80 |

Note:

Tie-break rules

1. The competitor with the higher second routine score (in qualification) receives the higher rank
 2. If they are still tied, the higher execution score for the second routine/final routine is the deciding factor
 3. If they are still tied, then the sum of all the execution scores is used
 4. Thereafter, the lowest execution score is dropped and the remaining scores added, and this continues until the tie is broken
- The underline mark indicates where the tie was broken

Legend

Exec. Execution



RESULTS

比赛成绩 / RÉSULTATS

| | | |
|-------------------------------|-------------------------|-----|
| Superior Jury | KUNZE Horst Georg | FIG |
| | ANDERSSON Ulf Henrik | FIG |
| | LAMBERT Christophe Jean | FIG |
| | MAKAROV Nikolay | FIG |
| | SHUISKA Tetiana | FIG |
| | ZEMAN Vladimir | FIG |
| Chair of Judges' Panel | BEETON John Darnley | FIG |

| Execution | | | Difficulty | | |
|-----------|---------------------------|-----|------------|----------------------|-----|
| J1 | VICENTE MARINO Miguel | ESP | J6 | AUSTINE Brett Thomas | AUS |
| J2 | THORSSON Martin Andreas | SWE | J7 | de JONGHE Joeri R Y | BEL |
| J3 | van WETERING Babette | NED | | | |
| J4 | OKONIEWSKI Waldemar | POL | | | |
| J5 | LIMOUZY EP GARCIA Arlette | FRA | | | |

| Rank | Name | NOC Code | J1 ESP | J2 SWE | J3 NED | J4 POL | J5 FRA | Diff | Pen | Total |
|------|-------------------|----------|-----------|-----------|-----------|-----------|-----------|------|-----|-------|
| 1 | LU Chunlong | CHN | 8.3 | 8.2 | 8.1 | 8.3 | 8.3 | 16.2 | | 41.00 |
| 2 | BURNETT Jason | CAN | 7.9 | 8.0 | 7.9 | 8.0 | 8.1 | 16.8 | | 40.70 |
| 3 | DONG Dong | CHN | 8.2 | 8.2 | 8.0 | 8.0 | 8.3 | 16.2 | | 40.60 |
| 4 | SOTOMURA Tetsuya | JPN | 8.0 | 8.1 | 8.1 | 8.0 | 8.1 | 15.6 | | 39.80 |
| 5 | NIKITIN Yuriy | UKR | 7.8 | 7.9 | 8.0 | 7.9 | 7.8 | 16.2 | | 39.80 |
| 6 | USHAKOV Dmitry | RUS | 7.7 | 7.6 | 8.0 | 7.4 | 7.5 | 16.0 | | 38.80 |
| 7 | RUSAKOV Alexander | RUS | 7.5 | 7.5 | 7.2 | 7.3 | 7.7 | 16.2 | | 38.50 |
| 8 | KAZAK Mikalai | BLR | 7.1 | 7.2 | 7.4 | 7.6 | 7.5 | 16.0 | | 38.10 |

Legend

| | | | | | | | |
|----------------|------------------|----------------|-------------------|------------|---------------|------------|--------------|
| Diff | Difficulty | DNF | Did not finish | DNS | Did not start | DSQ | Disqualified |
| J1 - J5 | Execution judges | J6 - J7 | Difficulty judges | | | | |
| Pen | Penalty | | | | | | |



TIE-BREAK REPORT

平分决胜报告 / LISTE DES EX AEQUO

| Rank | Name | NOC Code | Total | Highest Exec. Score | Sum of all Exec. | Sum of 4 Highest Exec. | Sum of 3 Highest Exec. | Sum of 2 Highest Exec. | Single Highest Exec. |
|------|------------------|----------|-------|---------------------|------------------|------------------------|------------------------|------------------------|----------------------|
| 4 | SOTOMURA Tetsuya | JPN | 39.80 | <u>24.20</u> | 40.30 | 32.30 | 24.30 | 16.20 | 8.10 |
| 5 | NIKITIN Yuriy | UKR | 39.80 | 23.60 | 39.40 | 31.60 | 23.80 | 15.90 | 8.00 |

Note:

Tie-break rules

1. The competitor with the higher second routine score (in qualification) receives the higher rank
 2. If they are still tied, the higher execution score for the second routine/final routine is the deciding factor
 3. If they are still tied, then the sum of all the execution scores is used
 4. Thereafter, the lowest execution score is dropped and the remaining scores added, and this continues until the tie is broken
- The underline mark indicates where the tie was broken

Legend

Exec. Execution



Beijing 2008
™
Olympic rings

Handball

9-24 August

OFFICIAL RESULTS BOOK



**MEDALLISTS**
获奖名单 / MÉDAILLÉS

| GOLD | SILVER | BRONZE |
|------------------------------|---------------------------|--------------------|
| NOR - Norway | RUS - Russian Fed. | KOR - Korea |
| 1 GRIMSBOE Kari Aalvik | 1 SUSLINA Inna | 1 OH Yongran |
| 3 NYBERG Katja | 3 POLTORATSKAYA Irina | 3 KIM Ona |
| 4 AAMODT Ragnhild | 4 ROMENSKAYA Oxana | 4 HUH Soonyoung |
| 5 SNORROEGGEN Goeril | 5 POSTNOVA Liudmila | 6 SONG Hairim |
| 6 LYBEKK Else Marthe Soerlie | 6 KAREEVA Anna | 7 KIM Namsun |
| 7 NOESTVOLD Tonje | 8 ANDRYUSHINA Ekaterina | 9 KIM Chayoun |
| 8 BREIVANG Karoline Dyhre | 9 USKOVA Yana | 10 OH Seongok |
| 9 LUNDE Kristine | 10 POLENOVA Elena | 11 HONG Jeongho |
| 10 HAMMERSENG Gro | 11 TUREY Emiliya | 13 PARK Chunghee |
| 11 JOHANSEN Kari Mette | 15 SHIPILOVA Natalia | 16 LEE Minhee |
| 13 FRAFJORD Marit Malm | 16 SIDOROVA Maria | 17 AN Junghwa |
| 14 LARSEN Tonje | 17 MARENNIKOVA Ekaterina | 18 BAE Minhee |
| 16 HARALDSEN Katrine Lunde | 19 DMITRIEVA Elena | 19 CHOI Imjeong |
| 18 RIEGELHUTH Linn-Kristin | 24 BLIZNOVA Irina | 20 MOON Pilhee |



TEAM ROSTER As of 8 AUG 2008
球队名单 / COMPOSITION DE L'ÉQUIPE

ANG - Angola

| No. | Name | Pos | L/R | Height m/ft in | Weight kg/lbs | Date of Birth | Age | Club | Int'l. Matches | |
|---------------------|------------------------------|-----|-----|-------------------|------------------|---------------|------|------------------------------|----------------|-------|
| | | | | | | | | | Played | Goals |
| 1 | TAVARES Maria Odete Sanc | GK | R | 1.69/5'7" | 72/159 | 18 AUG 1976 | 31 | AGOSTO, LUANDA (ANG) | 100 | |
| 2 | EDUARDO Maria Teresa Net | RW | R | 1.78/5'10" | 56/123 | 17 SEP 1973 | 34 | ASA, LUANDA (ANG) | 117 | 297 |
| 3 | BENGUE Ilda Maria | RW | R | 1.77/5'10" | 84/185 | 30 OCT 1974 | 33 | PETRO ALLETICO, LUANDA (ANG) | 143 | 308 |
| 4 | CARLOS Azenaide Daniila Jo | RW | L | 1.75/5'9" | 66/146 | 14 JUN 1990 | 18 | ASA, LUANDA (ANG) | 6 | 7 |
| 5 | TRINDADE Filomena Jose | RW | L | 1.65/5'5" | 68/150 | 26 SEP 1971 | 36 | PETRO ALLETICO, LUANDA (ANG) | 152 | 503 |
| 6 | CALANDULA Bombo Madale | P | R | 1.77/5'10" | 71/157 | 23 FEB 1983 | 25 | PETRO ALLETICO, LUANDA (ANG) | 26 | 57 |
| 8 | De ALMEIDA Nair Filipe Pires | RW | R | 1.81/5'11" | 69/152 | 23 JAN 1984 | 24 | PETRO ALLETICO, LUANDA (ANG) | 79 | 151 |
| 9 | DOMBAXI Wuta Waco Bige | LW | R | 1.67/5'6" | 74/163 | 5 APR 1986 | 22 | ASA, LUANDA (ANG) | 19 | 132 |
| 10 | FERNANDES Isabel Sambov | RW | R | 1.80/5'11" | 89/196 | 5 JUN 1985 | 23 | PETRO ALLETICO, LUANDA (ANG) | 6 | 18 |
| 12 | PEDRO Maria Rosa da Costa | GK | R | 1.72/5'8" | 72/159 | 29 DEC 1982 | 25 | PETRO ALLETICO, LUANDA (ANG) | 46 | |
| 13 | KIALA Luisa | CB | R | 1.74/5'9" | 58/128 | 25 JAN 1982 | 26 | PETRO ALLETICO, LUANDA (ANG) | 66 | 158 |
| 14 | BERNARDO Natalia Maria | LW | R | 1.70/5'7" | 57/126 | 25 DEC 1986 | 21 | PETRO ALLETICO, LUANDA (ANG) | 37 | 67 |
| 15 | CAILO Elisabeth Jurema Farc | LW | R | 1.75/5'9" | 66/146 | 2 JUL 1987 | 21 | AGOSTO, LUANDA (ANG) | 29 | 30 |
| 17 | VIEGAS Elizabeth Amelia Ba | P | R | 1.77/5'10" | 75/165 | 20 JAN 1985 | 23 | ASA, LUANDA (ANG) | 13 | 10 |
| Team average | | | | 1.74/5'9" | 70/154 | | 25.9 | | 59.9 | |

| Uniform Colours | Shirt | Shorts |
|-----------------------|--------|--------|
| Team 1st | RED | RED |
| Team 2nd | WHITE | BLACK |
| Goalkeeper 1st | BLUE | BLACK |
| Goalkeeper 2nd | YELLOW | BLACK |

| Officials: | | |
|------------|---------------------------------|-------------------|
| | EDUARDO Vivaldo Francisco | (Coach) |
| | de OLIVEIRA Albertino Brigido | (Assistant Coach) |
| | de LEMOS Sebastiao Adriano | (Assistant Coach) |
| | SOUSA Teresa Barbosa de Carvalh | (Physiotherapist) |

Note:
Uniform numbers will be confirmed at the team managers meeting and under exceptional circumstances could still be changed right up to the start of the competition.
The player's age has been calculated based on the day of update.
Number of international matches played, includes Olympic Games, Senior and Junior World Championships and Continental Championships (other tournaments and friendly matches not included).

| Legend: | | | | | | | | | |
|-----------|-------------|-----------|------------|------------|----------|------------|------------|-----------|------------|
| CB | Centre Back | GK | Goalkeeper | L | Left | L/R | Handedness | LB | Left Back |
| LW | Left Wing | P | Pivot | Pos | Position | R | Right | RB | Right Back |
| RW | Right Wing | | | | | | | | |



TEAM ROSTER As of 8 AUG 2008
球队名单 / COMPOSITION DE L'ÉQUIPE

BRA - Brazil

| No. | Name | Pos | L/R | Height m/ft in | Weight kg/lbs | Date of Birth | Age | Club | Int'l. Matches | |
|---------------------|----------------------|-----|-----|-------------------|------------------|---------------|------|------------------------------------|----------------|-------|
| | | | | | | | | | Played | Goals |
| 1 | MASSON Chana | GK | R | 1.83/6'0" | 79/174 | 18 DEC 1978 | 29 | HK RANDERS, RANDERS (DEN) | 136 | 3 |
| 2 | DINIZ Fabiana | P | R | 1.83/6'0" | 71/157 | 13 MAY 1981 | 27 | BM DLOA PRESTIGIO, LADA (ESP) | 77 | 100 |
| 3 | NASCIMENTO Alexandra | RW | L | 1.77/5'10" | 67/148 | 16 SEP 1981 | 26 | HYPPO NO, SUDSTADT (AUT) | 74 | 170 |
| 5 | PIEADADE Daniela | P | R | 1.73/5'8" | 71/157 | 2 MAR 1979 | 29 | HYPPO NO, SUDSTADT (AUT) | 78 | 134 |
| 6 | AMORIM Eduarda | LB | R | 1.86/6'1" | 84/185 | 23 SEP 1986 | 21 | KOMKTAL, DMOPE (MKD) | 40 | 120 |
| 7 | OLIVEIRA Alessandra | P | R | 1.84/6'0" | 75/165 | 7 OCT 1981 | 26 | SDITMACO, STKLLA (ESP) | 78 | 121 |
| 9 | RODRIGUES Ana | CB | R | | | 18 OCT 1987 | 20 | BM DLGHK, DLGHK (ESP) | 15 | 35 |
| 10 | ROSAS Aline | LW | R | 1.60/5'3" | 58/128 | 28 JUN 1979 | 29 | AD BLUMLNAU, BLUMLNAU (BRA) | 105 | 201 |
| 11 | JACQUES Viviane | RW | L | 1.70/5'7" | 58/128 | 20 MAY 1977 | 31 | BM ELOA PRESTIGIO, ELOA (ESP) | 180 | 260 |
| 13 | SILVA Lucila | CB | R | 1.74/5'9" | 68/150 | 7 MAR 1976 | 32 | ADC SANTO ANDAE, SANTO ANDAE (BRA) | 173 | 220 |
| 17 | MESQUITA Idalina | LW | R | 1.71/5'7" | 59/130 | 2 JUL 1976 | 32 | HYPPO NO, SUDSTADT (AUT) | 149 | 326 |
| 18 | CAVALEIRO Deonise | RB | R | 1.80/5'11" | 73/161 | 20 JUN 1983 | 25 | SDITMACO, STKLLA (ESP) | 42 | 104 |
| 19 | SANTOS Aline | LB | R | 1.95/6'5" | 96/212 | 17 AUG 1981 | 26 | PA GOPPINBKN, STUGGART (GER) | 90 | 221 |
| 23 | de PAULA Darly | GK | R | 1.80/5'11" | 69/152 | 25 AUG 1982 | 25 | HAC HANDBALL, LE HAVRE (FRA) | 98 | 0 |
| Team average | | | | 1.78/5'10" | 71/157 | | 27.0 | | 95.4 | |

Uniform Colours

Team 1st

Team 2nd

Goalkeeper 1st

Goalkeeper 2nd

Shirt

YELLOW

BLUE

BLACK

YELLOW

Shorts

YELLOW

BLUE

BLACK

BLUE

Officials:

OLIVER Juan (ESP)

LOFFREDO Marisa

ORSI Rita

GOMES Maria

VASQUEZ Jacobo (ESP)

ROSA Roberto

(Coach)

(Assistant Coach)

(Assistant Coach)

(Physiotherapist)

(Doctor)

(Manager)

Note:

Uniform numbers will be confirmed at the team managers meeting and under exceptional circumstances could still be changed right up to the start of the competition.

The player's age has been calculated based on the day of update.

Number of international matches played, includes Olympic Games, Senior and Junior World Championships and Continental Championships (other tournaments and friendly matches not included).

Legend:

CB Centre Back

LW Left Wing

RW Right Wing

GK Goalkeeper

P Pivot

L Left

Pos Position

L/R Handedness

R Right

LB Left Back

RB Right Back



TEAM ROSTER As of 11 AUG 2008
球队名单 / COMPOSITION DE L'ÉQUIPE

CHN - China

| No. | Name | Pos | L/R | Height m/ft in | Weight kg/lbs | Date of Birth | Age | Club | Int'l. Matches | |
|---------------------|---------------|-----|-----|-------------------|------------------|---------------|------|-----------------------------|----------------|-------|
| | | | | | | | | | Played | Goals |
| 1 | LIU Guini | GK | R | 1.76 / 5'9" | 66 / 146 | 28 MAY 1982 | 26 | SHANDONG, WEIHAI (CHN) | 50 | |
| 2 | WEI Qiuxiang | RW | L | 1.75 / 5'9" | 66 / 146 | 15 FEB 1986 | 22 | JIANGSU, GUANGZHOU (CHN) | 30 | 182 |
| 3 | LIU Yun | P | R | 1.80 / 5'11" | 76 / 168 | 6 MAR 1982 | 26 | ANHUI, HEFEI (CHN) | 70 | 396 |
| 7 | ZHANG Geng | CB | R | 1.76 / 5'9" | 64 / 141 | 9 MAR 1980 | 28 | GUANGDONG, GUANGZHOU (CHN) | 50 | 216 |
| 9 | WANG Min | RW | R | 1.74 / 5'9" | 63 / 139 | 14 JUN 1980 | 28 | SHANGHAI, SHANGHAI (CHN) | 60 | 197 |
| 10 | WANG Shasha | LB | R | 1.76 / 5'9" | 70 / 154 | 8 JAN 1987 | 21 | SHANDONG, WEIHAI (CHN) | 70 | 377 |
| 12 | HUANG Hong | GK | R | 1.83 / 6'0" | 72 / 159 | 7 MAR 1980 | 28 | ANHUI, HEFEI (CHN) | 50 | |
| 14 | LIU Xiaomei | RB | L | 1.78 / 5'10" | 76 / 168 | 2 MAY 1985 | 23 | ANHUI, HEFEI (CHN) | 60 | 300 |
| 15 | SUN Laimiao | P | R | 1.76 / 5'9" | 74 / 163 | 8 APR 1981 | 27 | ANHUI, HEFEI (CHN) | 50 | 168 |
| 18 | WU Wenjuan | CB | R | 1.82 / 6'0" | 73 / 161 | 5 JUL 1981 | 27 | SHANGHAI, SHANGHAI (CHN) | 60 | 235 |
| 19 | LI Weiwei | CB | R | 1.79 / 5'10" | 72 / 159 | 7 JUL 1982 | 26 | BEIJING ARMY, BEIJING (CHN) | 60 | 364 |
| 21 | LI Bing | LB | R | 1.82 / 6'0" | 73 / 161 | 21 JAN 1980 | 28 | BEIJING ARMY, BEIJING (CHN) | 70 | 347 |
| 22 | HUANG Dongjie | LW | R | 1.75 / 5'9" | 67 / 148 | 22 DEC 1981 | 26 | HEILONGJIANG, HARBIN (CHN) | 55 | 215 |
| 23 | YAN Meizhu | RB | L | 1.87 / 6'2" | 74 / 163 | 28 JAN 1989 | 19 | BEIJING, BEIJING (CHN) | 30 | 85 |
| 13 | WU Yanan | LW | R | 1.70 / 5'7" | 64 / 141 | 14 SEP 1981 | 26 | BEIJING ARMY, BEIJING (CHN) | 65 | 226 |
| Team average | | | | 1.78 / 5'10" | 70 / 154 | | 25.4 | | 55.3 | |

Uniform Colours

Team 1st

Shirt

RED

Shorts

RED

Team 2nd

WHITE

WHITE

Goalkeeper 1st

BLUE

BLACK

Goalkeeper 2nd

PURPLE

BLACK

Officials:

KANG Jae Won (KOR)

(Coach)

WANG Xindong

(Assistant Coach)

JIN Zhenyu

(Team Official)

SONG Yang

(Doctor)

Note:

Uniform numbers will be confirmed at the team managers meeting and under exceptional circumstances could still be changed right up to the start of the competition.

The player's age has been calculated based on the day of update.

Number of international matches played, includes Olympic Games, Senior and Junior World Championships and Continental Championships (other tournaments and friendly matches not included).

Player #13 WU Yanan replaced by #7 ZHANG Geng

Legend:

CB Centre Back

GK Goalkeeper

L Left

L/R Handedness

LB Left Back

LW Left Wing

P Pivot

Pos Position

R Right

RB Right Back

RW Right Wing



TEAM ROSTER As of 8 AUG 2008
球队名单 / COMPOSITION DE L'ÉQUIPE

FRA - France

| No. | Name | Pos | L/R | Height m/ft in | Weight kg/lbs | Date of Birth | Age | Club | Int'l. Matches | |
|---------------------|-------------------------|-----|-----|-------------------|------------------|---------------|------|--------------------------------|----------------|-------|
| | | | | | | | | | Played | Goals |
| 4 | KAMTO NJITAM Nina | P | R | 1.77 / 5'10" | 74 / 163 | 5 JUN 1983 | 25 | METZ, METZ (FRA) | 79 | 133 |
| 5 | AYGLON Camille | RB | L | 1.80 / 5'11" | 65 / 143 | 21 MAY 1985 | 23 | NIMES, NIMES (FRA) | 25 | 64 |
| 8 | PECQUEUX-ROLLAND Vero | P | R | 1.72 / 5'8" | 65 / 143 | 9 OCT 1972 | 35 | DIJON, DIJON (FRA) | 289 | 870 |
| 9 | BAUDOUIN Paule | LW | R | 1.72 / 5'8" | 58 / 128 | 25 OCT 1984 | 23 | ISSY MOULINEAUX, ISSY (FRA) | 59 | 121 |
| 10 | HERBRECHT Sophie | RB | R | 1.74 / 5'9" | 65 / 143 | 13 FEB 1982 | 26 | ISSY MOULINEAUX, ISSY (FRA) | 144 | 454 |
| 11 | CANO Stephanie | RW | L | 1.60 / 5'3" | 58 / 128 | 17 APR 1974 | 34 | BEGLES, BEGLES (FRA) | 231 | 462 |
| 12 | LEYNAUD Amandine | GK | L | 1.78 / 5'10" | 64 / 141 | 2 MAY 1986 | 22 | METZ, METZ (FRA) | 28 | |
| 13 | WENDLING Isabelle | P | R | 1.78 / 5'10" | 82 / 181 | 30 JAN 1971 | 37 | METZ, METZ (FRA) | 325 | 537 |
| 16 | NICOLAS Valerie | GK | R | 1.78 / 5'10" | 73 / 161 | 12 MAR 1975 | 33 | IKAST, IKAST (FRA) | 234 | |
| 19 | VANPARYS-TORRES Christi | CB | R | 1.78 / 5'10" | 64 / 141 | 22 MAR 1978 | 30 | METZ, METZ (FRA) | 63 | 98 |
| 20 | TERVEL Raphaelle | LW | R | 1.78 / 5'10" | 68 / 150 | 21 APR 1979 | 29 | BERA BERA, SAN SEBASTIAN (ESP) | 155 | 263 |
| 21 | TOUNKARA Maakan | RW | L | 1.65 / 5'5" | 55 / 121 | 12 MAR 1983 | 25 | LE HAVRE, LE HAVRE (FRA) | 33 | 60 |
| 23 | LACRABERE Alexandra | RB | L | 1.77 / 5'10" | 73 / 161 | 27 APR 1987 | 21 | BEGLES, BEGLES (FRA) | 11 | 15 |
| 24 | SIGNATE Mariama | LB | R | 1.88 / 6'2" | 72 / 159 | 22 JUL 1985 | 23 | FLEURY, FLEURY (FRA) | 43 | 110 |
| Team average | | | | 1.75 / 5'9" | 67 / 147 | | 27.6 | | 122.8 | |

Uniform Colours

Team 1st

Team 2nd

Goalkeeper 1st

Goalkeeper 2nd

Shirt

BLUE

WHITE

RED

BLACK

Shorts

BLUE

BLUE

YELLOW

BLACK

Officials:

KRUMBHOLZ Olivier

BARADAT Eric

JUIN Gerard

le NAOUR Annick

FAYOLLE Damien

(Coach)

(Assistant Coach)

(Doctor)

(Physiotherapist)

(Physiotherapist)

Note:

Uniform numbers will be confirmed at the team managers meeting and under exceptional circumstances could still be changed right up to the start of the competition.

The player's age has been calculated based on the day of update.

Number of international matches played, includes Olympic Games, Senior and Junior World Championships and Continental Championships (other tournaments and friendly matches not included).

Legend:

CB Centre Back

LW Left Wing

RW Right Wing

GK Goalkeeper

P Pivot

L

Left

Pos

Position

L/R

Handedness

R

Right

LB

Left Back

RB

Right Back



TEAM ROSTER As of 8 AUG 2008
球队名单 / COMPOSITION DE L'ÉQUIPE

GER - Germany

| No. | Name | Pos | L/R | Height m/ft in | Weight kg/lbs | Date of Birth | Age | Club | Int'l. Matches | |
|---------------------|--------------------|-----|-----|-------------------|------------------|---------------|------|------------------------------------|----------------|-------|
| | | | | | | | | | Played | Goals |
| 1 | ENGLERT Sabine | GK | R | 1.84/6'0" | 74/163 | 27 NOV 1981 | 26 | HYPO NO., WIEN (AUT) | 139 | 2 |
| 2 | HARDTER Nadine | LW | R | 1.66/5'5" | 60/132 | 29 MAR 1981 | 27 | THURINGER HC, ERFURT (GER) | 125 | 199 |
| 4 | JURACK Grit | RB | L | 1.86/6'1" | 80/176 | 22 OCT 1977 | 30 | VIBORG HK, VIBORG (DEN) | 261 | 1377 |
| 7 | WORZ Nina Christin | CB | R | 1.79/5'10" | 74/163 | 14 NOV 1980 | 27 | RANDERS HK, RANDERS (DEN) | 134 | 252 |
| 8 | MULLER Anne | P | R | 1.76/5'9" | 6/13 | 5 JUL 1983 | 25 | BAYER LEVERKUSEN, LEVERKUSEN (GER) | 84 | 119 |
| 9 | STEINBACH Laura | LB | R | 1.80/5'11" | 62/137 | 2 AUG 1985 | 23 | BAYER LEVERKUSEN, LEVERKUSEN (GER) | 9 | 16 |
| 10 | LOERPER Anna | CB | R | 1.62/5'4" | 65/143 | 18 NOV 1984 | 23 | BAYER LEVERKUSEN, LEVERKUSEN (GER) | 78 | 93 |
| 11 | HERING Mandy | LW | R | 1.70/5'7" | 62/137 | 11 MAR 1984 | 24 | FHC FRANKFURT/O., FF./ODER (GER) | 42 | 80 |
| 13 | KRAUSE Nadine | LB | R | 1.78/5'10" | 67/148 | 25 MAR 1982 | 26 | FC KOPENHAGEN, KOPENHAGEN (DEN) | 145 | 569 |
| 15 | NEUKAMP Sabrina | RW | L | 1.73/5'8" | 67/148 | 10 MAY 1982 | 26 | BLOMBERG-LIPPE, BLOMBERG (GER) | 70 | 101 |
| 16 | WOLTERING Clara | GK | R | 1.75/5'9" | 73/161 | 2 MAR 1983 | 25 | BAYER LEVERKUSEN, LEVERKUSEN (GER) | 83 | |
| 18 | BAUMBACH Maren | CB | R | 1.70/5'7" | 60/132 | 14 JAN 1981 | 27 | FC KOPENHAGEN, KOPENHAGEN (DEN) | 115 | 333 |
| 19 | MELBECK Stefanie | RB | L | 1.74/5'9" | 72/159 | 16 APR 1977 | 31 | KIF KOLDINGV., KOLDING (DEN) | 178 | 388 |
| 20 | ALTHAUS Anja | P | R | 1.74/5'9" | 65/143 | 3 SEP 1982 | 25 | VIBORG HK, VIBORG (DEN) | 125 | 254 |
| Team average | | | | 1.75/5'9" | 63/140 | | 26.1 | | 113.4 | |

Uniform Colours

Team 1st

Team 2nd

Goalkeeper 1st

Goalkeeper 2nd

Shirt

WHITE

BLACK

RED

BLUE

Shorts

BLACK

WHITE

BLACK

BLUE

Officials:

| | |
|-------------------|-------------------|
| EMRICH Armin | (Coach) |
| HORSTMANN Heike | (Assistant Coach) |
| LAUFENBERG Marcus | (Doctor) |
| PASTOORS Edith | (Physiotherapist) |
| GLASENER Anja | (Physiotherapist) |

Note:

Uniform numbers will be confirmed at the team managers meeting and under exceptional circumstances could still be changed right up to the start of the competition.
The player's age has been calculated based on the day of update.
Number of international matches played, includes Olympic Games, Senior and Junior World Championships and Continental Championships (other tournaments and friendly matches not included).

Legend:

| | | | | |
|-----------------------|----------------------|---------------------|-----------------------|----------------------|
| CB Centre Back | GK Goalkeeper | L Left | L/R Handedness | LB Left Back |
| LW Left Wing | P Pivot | Pos Position | R Right | RB Right Back |
| RW Right Wing | | | | |



TEAM ROSTER As of 9 AUG 2008
球队名单 / COMPOSITION DE L'ÉQUIPE

HUN - Hungary

| No. | Name | Pos | L/R | Height m/ft in | Weight kg/lbs | Date of Birth | Age | Club | Int'l. Matches | |
|---------------------|---------------------|-----|-----|-------------------|------------------|---------------|------|-----------------------------------|----------------|-------|
| | | | | | | | | | Played | Goals |
| 2 | FERLING Bernadett | CB | R | 1.80/5'11" | 71/157 | 13 JUL 1977 | 31 | DUNAFERR NK, DUMALUVAROS (HUN) | 132 | 300 |
| 6 | VERTEN Orsolya | LW | R | 1.70/5'7" | 67/148 | 22 JUL 1982 | 26 | GYORI AUDI ETO KC, GYOR (HUN) | 65 | 175 |
| 10 | PIGNICZKI Krisztina | CB | R | 1.71/5'7" | 66/146 | 18 SEP 1975 | 32 | DUNAFERR NK, DUNAUJVAROS (HUN) | 143 | 224 |
| 12 | HERR Orsolya | GK | R | 1.76/5'9" | 77/170 | 23 NOV 1984 | 23 | GYORI AUDI ETO KC, GYOR (HUN) | 41 | 0 |
| 13 | GORBICZ Anita | CB | R | 1.75/5'9" | 57/126 | 13 MAY 1983 | 25 | GYORI AUDI ETO KC, GYOR (HUN) | 131 | 541 |
| 16 | PALINGER Katalin | GK | R | 1.83/6'0" | 72/159 | 6 DEC 1978 | 29 | GYORI AUDI ETO KC, GYOR (HUN) | 212 | 1 |
| 17 | TOTH Timea | LB | R | 1.81/5'11" | 74/163 | 16 SEP 1980 | 27 | HYPO NO, VIENNA (AUT) | 111 | 333 |
| 18 | SZAMORANSKY Piroska | P | R | 1.72/5'8" | 74/163 | 9 JUL 1986 | 22 | BUDAPEST BANK-FTC, BUDAPEST (HUN) | 45 | 118 |
| 22 | BODI Bernadett | RW | L | 1.75/5'9" | 63/139 | 9 MAR 1986 | 22 | RANDERS HK, COPENHAGEN (DEN) | 5 | 9 |
| 23 | SZUCS Gabriella | LB | R | 1.84/6'0" | 79/174 | 31 AUG 1984 | 23 | DVSC-AQUATICUM, DEBRECEN (HUN) | 66 | 101 |
| 26 | BORBAS Rita | P | R | 1.67/5'6" | 64/141 | 21 DEC 1980 | 27 | DUNAFERR NK, DUNAUJVAROS (HUN) | 59 | 106 |
| 31 | HORNYAK Agnes | RB | R | 1.80/5'11" | 70/154 | 2 SEP 1982 | 25 | GYORI AUDI ETO KC, GYOR (HUN) | 60 | 44 |
| 83 | KOVACSICZ Monika | RW | L | 1.70/5'7" | 64/141 | 20 NOV 1983 | 24 | BUDAPEST BANK-FTC, BUDAPEST (HUN) | 45 | 130 |
| 87 | TOMORI Zsuzsanna | RB | R | 1.87/6'2" | 75/165 | 18 JUN 1987 | 21 | GYORI AUDI ETO KC, GYOR (HUN) | 24 | 24 |
| Team average | | | | 1.77/5'9" | 70/153 | | 25.5 | | 81.4 | |

| Uniform Colours | Shirt | Shorts |
|-----------------------|------------|--------|
| Team 1st | WHITE | WHITE |
| Team 2nd | RED | RED |
| Goalkeeper 1st | LIGHT BLUE | BLACK |
| Goalkeeper 2nd | DARK BLUE | BLACK |

| Officials: | | |
|------------|------------------|-------------------|
| | HAJDU Janos | (Coach) |
| | KONKOLY Csaba | (Assistant Coach) |
| | DR TALLAY Andrai | (Doctor) |
| | MEZEY Csaba | (Physiotherapist) |
| | IMRE Vilmos | (Assistant Coach) |

Note:
Uniform numbers will be confirmed at the team managers meeting and under exceptional circumstances could still be changed right up to the start of the competition.
The player's age has been calculated based on the day of update.
Number of international matches played, includes Olympic Games, Senior and Junior World Championships and Continental Championships (other tournaments and friendly matches not included).

| Legend: | | | | | | | | | |
|-----------|-------------|-----------|------------|------------|----------|------------|------------|-----------|------------|
| CB | Centre Back | GK | Goalkeeper | L | Left | L/R | Handedness | LB | Left Back |
| LW | Left Wing | P | Pivot | Pos | Position | R | Right | RB | Right Back |
| RW | Right Wing | | | | | | | | |



TEAM ROSTER As of 8 AUG 2008
球队名单 / COMPOSITION DE L'ÉQUIPE

KAZ - Kazakhstan

| No. | Name | Pos | L/R | Height m/ft in | Weight kg/lbs | Date of Birth | Age | Club | Int'l. Matches | |
|---------------------|---------------------|-----|-----|-------------------|------------------|---------------|------|------------------------------------|----------------|-------|
| | | | | | | | | | Played | Goals |
| 2 | NIKANDROVA Xeniya | CB | R | 1.81/5'11" | 71/157 | 27 JAN 1987 | 21 | SEIKMUN, KYZYLORDA (KAZ) | | |
| 4 | BORECHKO Irina | P | R | 1.78/5'10" | 67/148 | 13 JAN 1972 | 36 | HANDBALL CLUB ALMATY, ALMATY (KAZ) | 84 | 135 |
| 5 | PIKALOVA Marina | RB | L | 1.63/5'4" | 52/115 | 16 MAR 1985 | 23 | KAZYGURT, SHYMKENT (KAZ) | 12 | 23 |
| 7 | ISKAKOVA Gulzira | LB | R | 1.69/5'7" | 60/132 | 4 NOV 1988 | 19 | SEIKMUN, KYZYLORDA (KAZ) | 3 | 4 |
| 10 | PORTOVA Yelena | P | R | 1.85/6'1" | 79/174 | 5 SEP 1985 | 22 | KAZYGURT, SHYMKENT (KAZ) | 14 | 37 |
| 12 | TRAVNIKOVA Olga | GK | R | 1.73/5'8" | 72/159 | 25 SEP 1970 | 37 | HANDBALL CLUB ALMATY, ALMATY (KAZ) | 35 | 0 |
| 15 | ILYUKHINA Yelena | CB | R | 1.71/5'7" | 67/148 | 24 MAY 1982 | 26 | SEIKMUN, KYZYLORDA (KAZ) | | |
| 16 | PARFENOVA Tatiana | GK | R | 1.81/5'11" | 82/181 | 1 JUN 1985 | 23 | SEIKMUN, KYZYLORDA (KAZ) | | |
| 17 | KUBRINA Natalya | LB | R | 1.72/5'8" | 60/132 | 15 JAN 1975 | 33 | HANDBALL CLUB ALMATY, ALMATY (KAZ) | 77 | 190 |
| 19 | YAKOVLEVA Natalya | RW | R | 1.80/5'11" | 63/139 | 29 SEP 1986 | 21 | KAZYGURT, SHYMKENT (KAZ) | 12 | 21 |
| 20 | VASSILYEVA Yana | P | R | 1.84/6'0" | 74/163 | 28 NOV 1981 | 26 | ADIL, USTKAMENOGORSK (KAZ) | 11 | 55 |
| 21 | AJIDERSKAYA Olga | RW | R | 1.92/6'4" | 65/143 | 28 MAY 1982 | 26 | SEIKMUN, KYZYLORDA (KAZ) | 24 | 45 |
| 22 | MARKOVICH Yuliya | RB | L | 1.73/5'8" | 65/143 | 11 JUL 1989 | 19 | SEIKMUN, KYZYLORDA (KAZ) | | |
| 24 | TYAPKOVA Yekaterina | LW | R | 1.87/6'2" | 72/159 | 2 JUL 1984 | 24 | SEIKMUN, KYZYLORDA (KAZ) | | |
| Team average | | | | 1.78/5'10" | 68/149 | | 25.4 | | 30.2 | |

Uniform Colours

Team 1st

Team 2nd

Goalkeeper 1st

Goalkeeper 2nd

Shirt

YELLOW

BLUE

BLUE

BLUE

Shorts

YELLOW

BLUE

BLUE

RED

Officials:

YANIYEV Lev (Coach)
ANDREYUSHKIN Igor (Assistant Coach)
BAVAYEV Sagit (Doctor)
TURLYKHANOVA Gulnar (Manager)

Note:

Uniform numbers will be confirmed at the team managers meeting and under exceptional circumstances could still be changed right up to the start of the competition.
The player's age has been calculated based on the day of update.
Number of international matches played, includes Olympic Games, Senior and Junior World Championships and Continental Championships (other tournaments and friendly matches not included).

Legend:

CB Centre Back **GK** Goalkeeper **L** Left **L/R** Handedness **LB** Left Back
LW Left Wing **P** Pivot **Pos** Position **R** Right **RB** Right Back
RW Right Wing

TEAM ROSTER As of 8 AUG 2008
球队名单 / COMPOSITION DE L'ÉQUIPE

KOR - Korea

| No. | Name | Pos | L/R | Height m/ft in | Weight kg/lbs | Date of Birth | Age | Club | Int'l. Matches | |
|---------------------|---------------|-----|-----|-------------------|------------------|---------------|------|--|----------------|-------|
| | | | | | | | | | Played | Goals |
| 1 | OH Yongran | GK | R | 1.71 / 5'7" | 65 / 143 | 6 SEP 1972 | 35 | BYUCKSAN CONSTRUCTION, INCHEON (KOR) | | |
| 3 | KIM Ona | CB | R | 1.67 / 5'6" | 50 / 110 | 6 SEP 1988 | 19 | BYUCKSAN CONSTRUCTION, INCHEON (KOR) | | |
| 4 | HUH Soonyoung | P | R | 1.80 / 5'11" | 71 / 157 | 28 SEP 1975 | 32 | AARHUS (DEN) | | |
| 6 | SONG Hairim | LB | R | 1.67 / 5'6" | 65 / 143 | 12 JAN 1985 | 23 | DAEGU METROPOLITAN CITY, DAEGU (KOR) | | |
| 7 | KIM Namsun | LW | R | 1.70 / 5'7" | 70 / 154 | 3 MAY 1981 | 27 | BYUCKSAN CONSTRUCTION, INCHEON (KOR) | | |
| 9 | KIM Chayoun | P | R | 1.73 / 5'8" | 68 / 150 | 10 FEB 1981 | 27 | HYPO NO (AUT) | | |
| 10 | OH Seongok | CB | R | 1.71 / 5'7" | 64 / 141 | 10 OCT 1972 | 35 | HYPO NO (AUT) | | |
| 11 | HONG Jeongho | RB | L | 1.78 / 5'10" | 72 / 159 | 6 MAY 1974 | 34 | OMRON (JPN) | | |
| 13 | PARK Chunghee | RW | L | 1.75 / 5'9" | 65 / 143 | 10 APR 1975 | 33 | BYUCKSAN CONSTRUCTION, INCHEON (KOR) | | |
| 16 | LEE Minhee | GK | R | 1.74 / 5'9" | 65 / 143 | 4 FEB 1980 | 28 | YONGIN CITY HALL, GYEONGGI-DO (KOR) | | |
| 17 | AN Junghwa | LW | R | 1.62 / 5'4" | 62 / 137 | 20 FEB 1981 | 27 | DAEGU METROPOLITAN CITY, DAEGU (KOR) | | |
| 18 | BAE Minhee | RW | L | 1.69 / 5'7" | 56 / 123 | 11 JUL 1988 | 20 | KOREA NATIONAL SPORTS UNI, SEOUL (KOR) | | |
| 19 | CHOI Imjeong | RB | L | 1.80 / 5'11" | 72 / 159 | 14 FEB 1981 | 27 | AARHUS (DEN) | | |
| 20 | MOON Pilhee | LB | R | 1.68 / 5'6" | 62 / 137 | 2 DEC 1982 | 25 | BYUCKSAN CONSTRUCTION, INCHEON (KOR) | | |
| Team average | | | | 1.72 / 5'8" | 65 / 143 | | 28.0 | | | |

Uniform Colours

Team 1st

Team 2nd

Goalkeeper 1st

Goalkeeper 2nd

Shirt

RED

BLUE

YELLOW

GRAY

Shorts

RED

BLUE

NAVY

GRAY

Officials:

LIM Youngchul

BAEK Sangsuh

CHOI Sukjai

KANG Hyunyong

KIM Jinsoo

(Coach)

(Assistant Coach)

(Assistant Coach)

(Doctor)

(Manager)

Note:

Uniform numbers will be confirmed at the team managers meeting and under exceptional circumstances could still be changed right up to the start of the competition.

The player's age has been calculated based on the day of update.

Number of international matches played, includes Olympic Games, Senior and Junior World Championships and Continental Championships (other tournaments and friendly matches not included).

Legend:

CB Centre Back

LW Left Wing

RW Right Wing

GK Goalkeeper

P Pivot

L Left

Pos Position

L/R Handedness

R Right

LB Left Back

RB Right Back



TEAM ROSTER As of 8 AUG 2008
球队名单 / COMPOSITION DE L'ÉQUIPE

NOR - Norway

| No. | Name | Pos | L/R | Height m/ft in | Weight kg/lbs | Date of Birth | Age | Club | Int'l. Matches | |
|---------------------|----------------------------|-----|-----|-------------------|------------------|---------------|------|----------------------------------|----------------|-------|
| | | | | | | | | | Played | Goals |
| 1 | GRIMSBOE Kari Aalvik | GK | R | 1.80 / 5'11" | | 4 JAN 1985 | 23 | BYASEN HANDBALL, TRONDHEIM (NOR) | 30 | 0 |
| 3 | NYBERG Katja | LB | R | 1.83 / 6'0" | | 24 AUG 1979 | 28 | IKAST BORDING EH, IKAST (DEN) | 92 | 304 |
| 4 | AAMODT Ragnhild | RW | L | 1.63 / 5'4" | | 9 SEP 1980 | 27 | IKAST BORDING EH, IKAST (DEN) | 111 | 276 |
| 5 | SNORROEGGEN Goeril | CB | R | 1.77 / 5'10" | | 15 FEB 1985 | 23 | BYASEN HANDBALL, TRONDHEIM (NOR) | 60 | 151 |
| 6 | LYBEKK Else Marthe Soerlie | P | R | 1.77 / 5'10" | | 11 SEP 1978 | 29 | NORDSTRAND IF, OSLO (NOR) | 207 | 567 |
| 7 | NOESTVOLD Tonje | RB | L | 1.78 / 5'10" | | 7 MAY 1985 | 23 | IKAST BORDING EH, IKAST (DEN) | 73 | 140 |
| 8 | BREIVANG Karoline Dyhre | RB | R | 1.72 / 5'8" | | 10 MAY 1980 | 28 | LARVIK HK, LARVIK (NOR) | 147 | 282 |
| 9 | LUNDE Kristine | LB | R | 1.83 / 6'0" | | 30 MAR 1980 | 28 | VIBORG HK, VIBORG (DEN) | 110 | 349 |
| 10 | HAMMERSENG Gro | CB | R | 1.80 / 5'11" | | 10 APR 1980 | 28 | IKAST BORDING EH, IKAST (DEN) | 139 | 559 |
| 11 | JOHANSEN Kari Mette | LW | R | 1.72 / 5'8" | | 11 JAN 1979 | 29 | LARVIK HK, LARVIK (NOR) | 103 | 280 |
| 13 | FRAFJORD Marit Malm | P | R | 1.82 / 6'0" | | 25 NOV 1985 | 22 | BYASEN HANDBALL, TRONDHEIM (NOR) | 53 | 111 |
| 14 | LARSEN Tonje | LB | R | 1.84 / 6'0" | | 26 JAN 1975 | 33 | LARVIK HK, LARVIK (NOR) | 220 | 453 |
| 16 | HARALDSEN Katrine Lunde | GK | R | 1.81 / 5'11" | | 30 MAR 1980 | 28 | VIBORG HK, VIBORG (DEN) | 111 | 1 |
| 18 | RIEGELHUTH Linn-Kristin | RB | L | 1.75 / 5'9" | | 1 AUG 1984 | 24 | LARVIK HK, LARVIK (NOR) | 105 | 363 |
| Team average | | | | 1.78 / 5'10" | / | | 26.6 | | 111.5 | |

| Uniform Colours | Shirt | Shorts |
|-----------------------|--------|--------|
| Team 1st | RED | RED |
| Team 2nd | BLUE | BLUE |
| Goalkeeper 1st | GREEN | BLACK |
| Goalkeeper 2nd | YELLOW | BLACK |

| Officials: | | |
|------------|--------------------------|-------------------|
| | BREIVIK Marit | (Coach) |
| | HERGEIRSSON Thorir (ISL) | (Assistant Coach) |
| | SAND Ola | (Doctor) |
| | DRUMMOND Christopher | (Physiotherapist) |
| | OLSSON Mats (SWE) | (Assistant Coach) |
| | HERMANSSON H. Mia (SWE) | (Team Official) |

Note:
Uniform numbers will be confirmed at the team managers meeting and under exceptional circumstances could still be changed right up to the start of the competition.
The player's age has been calculated based on the day of update.
Number of international matches played, includes Olympic Games, Senior and Junior World Championships and Continental Championships (other tournaments and friendly matches not included).

| Legend: | | | | | | | |
|-----------|-------------|-----------|------------|------------|----------|------------|------------|
| CB | Centre Back | GK | Goalkeeper | L | Left | L/R | Handedness |
| LW | Left Wing | P | Pivot | Pos | Position | R | Right |
| RW | Right Wing | | | | | LB | Left Back |
| | | | | | | RB | Right Back |



TEAM ROSTER As of 17 AUG 2008
球队名单 / COMPOSITION DE L'ÉQUIPE

ROU - Romania

| No. | Name | Pos | L/R | Height m/ft in | Weight kg/lbs | Date of Birth | Age | Club | Int'l. Matches | |
|---------------------|--------------------------|-----|-----|-------------------|------------------|---------------|------|-------------------------------|----------------|-------|
| | | | | | | | | | Played | Goals |
| 1 | PISLARU Tereza | GK | R | 1.87 / 6'2" | 75 / 165 | 28 APR 1982 | 26 | OLTCHIM, RIMNICU VALCEA (ROU) | 90 | 0 |
| 2 | MAIER Ramona | RW | R | 1.70 / 5'7" | 63 / 139 | 14 JUL 1979 | 29 | OLTCHIM, RIMNICU VALCEA (ROU) | 132 | 405 |
| 4 | BIRSAN Florina | P | R | 1.78 / 5'10" | 70 / 154 | 6 DEC 1985 | 22 | U JOLIDON, CLUJ NAPOCA (ROU) | 18 | 17 |
| 5 | AMARIEI Carmen | LB | R | 1.84 / 6'0" | 79 / 174 | 3 SEP 1978 | 29 | U JOLIDON, CLUJ NAPOCA (ROU) | 106 | 612 |
| 7 | OLTEANU Adriana | RW | L | 1.72 / 5'8" | 65 / 143 | 14 NOV 1983 | 24 | OLTCHIM, RIMNICU VALCEA (ROU) | 37 | 103 |
| 8 | NEAGU Cristina Georgiana | LB | R | 1.75 / 5'9" | 70 / 154 | 26 AUG 1988 | 19 | RULMENTUL, BRASOV (ROU) | 28 | 95 |
| 9 | BRADEANU Aurelia | LB | R | 1.82 / 6'0" | 76 / 168 | 5 MAY 1979 | 29 | ETO, GYOR (HUN) | 165 | 448 |
| 10 | STANCA Ionela | P | R | 1.76 / 5'9" | 72 / 159 | 9 JAN 1981 | 27 | RULMENTUL, BRASOV (ROU) | 99 | 218 |
| 15 | ELISEI Neli | LW | R | 1.71 / 5'7" | 69 / 152 | 5 JUN 1982 | 26 | OLTCHIM, RIMNICU VALCEA (ROU) | 94 | 424 |
| 16 | DINU Luminita | GK | R | 1.83 / 6'0" | 83 / 183 | 6 NOV 1971 | 36 | OLTCHIM, RIMNICU VALCEA (ROU) | 168 | 7 |
| 18 | MEIROSU Laura | LB | R | 1.82 / 6'0" | 74 / 163 | 11 AUG 1985 | 22 | OLTCHIM, RIMNICU VALCEA (ROU) | 65 | 128 |
| 19 | BESE Valeria | CB | R | 1.87 / 6'2" | 79 / 174 | 16 DEC 1979 | 28 | OLTCHIM, RIMNICU VALCEA (ROU) | 77 | 124 |
| 25 | ANI SENOCICO Mihaela | CB | R | 1.74 / 5'9" | 70 / 154 | 14 DEC 1981 | 26 | U JOLIDON, CLUJ NAPOCA (ROU) | 58 | 84 |
| 99 | LECUSANU Narcisa | LB | R | 1.84 / 6'0" | 77 / 170 | 14 SEP 1976 | 31 | OLTCHIM, RIMNICU VALCEA (ROU) | 73 | 86 |
| 12 | TOLNAI Talida | GK | R | 1.87 / 6'2" | 74 / 163 | 21 AUG 1979 | 28 | OLTCHIM, RIMNICU VALCEA (ROU) | 70 | 1 |
| Team average | | | | 1.79 / 5'11" | 73 / 161 | | 26.8 | | 85.3 | |

Uniform Colours

Team 1st

Team 2nd

Goalkeeper 1st

Goalkeeper 2nd

Shirt

BLUE

YELLOW OR RED

GREEN

BLUE OR RED

Shorts

BLUE

RED

BLACK

BLACK

Officials:

TADICI Gheorghe

MUSI Dumitru

GEORGESCU Mariana

IONESCU Adrian

MIOC Mihaela

(Coach)

(Assistant Coach)

(Doctor)

(Physiotherapist)

(Team Official)

Note:

Uniform numbers will be confirmed at the team managers meeting and under exceptional circumstances could still be changed right up to the start of the competition.

The player's age has been calculated based on the day of update.

Number of international matches played, includes Olympic Games, Senior and Junior World Championships and Continental Championships (other tournaments and friendly matches not included).

Player #12 TOLNAI Talida replaced by #25 ANI SENOCICO Mihaela

Legend:

CB Centre Back

LW Left Wing

RW Right Wing

GK Goalkeeper

P Pivot

L Left

Pos Position

L/R Handedness

R Right

LB Left Back

RB Right Back



TEAM ROSTER As of 8 AUG 2008
球队名单 / COMPOSITION DE L'ÉQUIPE

RUS - Russian Fed.

| No. | Name | Pos | L/R | Height m/ft in | Weight kg/lbs | Date of Birth | Age | Club | Int'l. Matches | |
|---------------------|-----------------------|-----|-----|-------------------|------------------|---------------|------|--------------------------|----------------|-------|
| | | | | | | | | | Played | Goals |
| 1 | SUSLINA Inna | GK | R | 1.85/6'1" | 70/154 | 5 JAN 1979 | 29 | ZVEZDA, ZVENIGOROD (RUS) | | |
| 3 | POLTORATSKAYA Irina | CB | R | 1.75/5'9" | 60/132 | 12 MAR 1979 | 29 | ZVEZDA, ZVENIGOROD (RUS) | | |
| 4 | ROMENSKAYA Oxana | P | R | 1.92/6'4" | 78/172 | 6 JUN 1976 | 32 | ZVEZDA, ZVENIGOROD (RUS) | | |
| 5 | POSTNOVA Liudmila | RB | R | 1.85/6'1" | 70/154 | 11 AUG 1984 | 23 | LADA, TOLYATTI (RUS) | | |
| 6 | KAREEVA Anna | LB | R | 1.82/6'0" | 70/154 | 10 MAY 1977 | 31 | ZVEZDA, ZVENIGOROD (RUS) | | |
| 8 | ANDRYUSHINA Ekaterina | CB | R | 1.85/6'1" | 69/152 | 17 AUG 1985 | 22 | ZVEZDA, ZVENIGOROD (RUS) | | |
| 9 | USKOVA Yana | LW | L | 1.63/5'4" | 53/117 | 28 SEP 1985 | 22 | ROSTOV, LIUBLIANA (SLO) | | |
| 10 | POLENOVA Elena | RB | R | 2.00/6'7" | 98/216 | 20 AUG 1983 | 24 | ZVEZDA, ZVENIGOROD (RUS) | | |
| 11 | TUREY Emiliya | LW | R | 1.70/5'7" | 60/132 | 6 OCT 1984 | 23 | SLAGELSE, SLAGELSE (DEN) | | |
| 15 | SHIPILOVA Natalia | P | R | 1.85/6'1" | 80/176 | 31 DEC 1979 | 28 | ZVEZDA, ZVENIGOROD (RUS) | | |
| 16 | SIDOROVA Maria | GK | R | 1.78/5'10" | 64/141 | 21 NOV 1979 | 28 | LADA, TOLYATTI (RUS) | | |
| 17 | MARENNIKOVA Ekaterina | LW | R | 1.76/5'9" | 67/148 | 29 APR 1982 | 26 | LADA, TOLYATTI (RUS) | | |
| 19 | DMITRIEVA Elena | | | | | 1 JUL 1983 | 25 | | | |
| 24 | BLIZNOVA Irina | LB | L | 1.85/6'1" | 68/150 | 6 OCT 1986 | 21 | LADA, TOLYATTI (RUS) | | |
| Team average | | | | 1.82/6'0" | 70/154 | | 25.9 | | | |

| Uniform Colours | Shirt | Shorts |
|-----------------------|--------|--------|
| Team 1st | RED | RED |
| Team 2nd | WHITE | BLUE |
| Goalkeeper 1st | YELLOW | YELLOW |
| Goalkeeper 2nd | GREEN | GREEN |

| Officials: | | |
|------------|---------------------|-------------------|
| | TREFILOV Evgeny | (Coach) |
| | KROKHIN Vitaly | (Assistant Coach) |
| | MEL'NIKOV Evgeny | (Doctor) |
| | KRASHENINNIKOV Igor | (Physiotherapist) |
| | REZNIKOV Yury | (Manager) |

Note:

Uniform numbers will be confirmed at the team managers meeting and under exceptional circumstances could still be changed right up to the start of the competition.
The player's age has been calculated based on the day of update.
Number of international matches played, includes Olympic Games, Senior and Junior World Championships and Continental Championships (other tournaments and friendly matches not included).

Legend:

| | | | | |
|-----------------------|----------------------|---------------------|-----------------------|----------------------|
| CB Centre Back | GK Goalkeeper | L Left | L/R Handedness | LB Left Back |
| LW Left Wing | P Pivot | Pos Position | R Right | RB Right Back |
| RW Right Wing | | | | |



TEAM ROSTER As of 11 AUG 2008
球队名单 / COMPOSITION DE L'ÉQUIPE

SWE - Sweden

| No. | Name | Pos | L/R | Height m/ft in | Weight kg/lbs | Date of Birth | Age | Club | Int'l. Matches | |
|---------------------|-------------------------|-----|-----|-------------------|------------------|---------------|------|----------------------------------|----------------|-------|
| | | | | | | | | | Played | Goals |
| 3 | FLOGNMAN Tina | P | R | 1.78 / 5'10" | 76 / 168 | 29 JUN 1981 | 27 | GOG SVENDBORG, SVENDBORG (DEN) | 127 | 266 |
| 4 | BOSON Matilda | LW | R | 1.76 / 5'9" | 64 / 141 | 4 DEC 1981 | 26 | AALBORG DH, AALBORG (DEN) | 115 | 271 |
| 5 | HOLMGREN Sara | P | R | 1.81 / 5'11" | 79 / 174 | 29 MAR 1979 | 29 | HC LEIPZIG, LEIPZIG (GER) | 96 | 106 |
| 7 | WIEL FREDEN Annika | RW | L | 1.76 / 5'9" | 71 / 157 | 21 AUG 1978 | 29 | HORSENS HK, HORSEN (DEN) | 52 | 135 |
| 9 | TOVEBY Frida | P | R | 1.74 / 5'9" | 73 / 161 | 29 JUL 1982 | 26 | AALBORG DH, AALBORG (DEN) | 7 | 7 |
| 10 | UTKOVIC Teresa | RW | L | 1.70 / 5'7" | 60 / 132 | 31 JUL 1980 | 28 | IK SAVEHOF, GOTEBOG (SWE) | 55 | 128 |
| 11 | ENSTROM Jessica | CB | R | 1.72 / 5'8" | 68 / 150 | 25 MAR 1977 | 31 | IVH VASTERAS, VASTERAS (SWE) | 113 | 220 |
| 12 | BENGTSSON Therese | GK | R | 1.87 / 6'2" | 83 / 183 | 13 FEB 1979 | 29 | TEAM ESLOV IJ, ESLOV (SWE) | 21 | 0 |
| 14 | ERIKSSON Sara | RB | R | 1.82 / 6'0" | 69 / 152 | 13 APR 1981 | 27 | HC LEIPZIG, LEIPZIG (GER) | 96 | 152 |
| 15 | AHLM Johanna | LB | R | 1.75 / 5'9" | 70 / 154 | 3 OCT 1987 | 20 | IK SAVEHOF, GOREBORG (SWE) | 22 | 64 |
| 16 | GRUNDSTROM Madeleine | GK | R | 1.82 / 6'0" | 76 / 168 | 12 AUG 1980 | 27 | AALBORG DH, AALBORG (DEN) | 122 | 0 |
| 17 | TORSTENSON Linnea | LB | R | 1.86 / 6'1" | 79 / 174 | 30 MAR 1983 | 25 | AALBORG DH, AALBORG (DEN) | 38 | 145 |
| 18 | WIBERG Johanna | P | R | 1.85 / 6'1" | 78 / 172 | 6 SEP 1983 | 24 | FCK HANDBOLD, HANDBOLD (DEN) | 63 | 52 |
| 20 | GULLDEN Isabelle | CB | R | 1.79 / 5'10" | 75 / 165 | 29 JUN 1989 | 19 | IK SAVEHOG, GOTEBOG (SWE) | 5 | 3 |
| 6 | ISLAS HELGESSON Therese | CB | R | 1.68 / 5'6" | 66 / 146 | 22 JUL 1983 | 25 | NORDSTRANDS IF, NORDSTRAND (NOR) | 44 | 66 |
| Team average | | | | 1.78 / 5'10" | 72 / 160 | | 26.1 | | 65.1 | |

Uniform Colours

| | |
|-----------------------|--------|
| Team 1st | YELLOW |
| Team 2nd | BLUE |
| Goalkeeper 1st | RED |
| Goalkeeper 2nd | BLACK |

Shorts

| |
|--------|
| BLUE |
| YELLOW |
| GREEN |
| BLACK |

Officials:

| | |
|-----------------|-------------------|
| SCHEFVERT Ulf | (Coach) |
| JOHANSSON Per | (Assistant Coach) |
| WEDBERG Marie | (Physiotherapist) |
| NORBERG Carina | (Team Official) |
| BJORNUM Sten | (Doctor) |
| RUNSTROMER Lena | (Manager) |

Note:

Uniform numbers will be confirmed at the team managers meeting and under exceptional circumstances could still be changed right up to the start of the competition. The player's age has been calculated based on the day of update. Number of international matches played, includes Olympic Games, Senior and Junior World Championships and Continental Championships (other tournaments and friendly matches not included).

Player #6 HELGESSON Therese replaced by #9 TOVEBY Frida

Legend:

| | | | | |
|-----------------------|----------------------|---------------------|-----------------------|----------------------|
| CB Centre Back | GK Goalkeeper | L Left | L/R Handedness | LB Left Back |
| LW Left Wing | P Pivot | Pos Position | R Right | RB Right Back |
| RW Right Wing | | | | |



TOURNAMENT SUMMARY As of 23 AUG 2008

赛成绩一览表 / RÉSUMÉ DU TOURNOI

Group A

| Rank | Team | Pts | MP | W | T | L | GF | GA | Diff. |
|------|------|-----|----|---|---|---|-----|-----|-------|
| 1 | NOR | 10 | 5 | 5 | 0 | 0 | 154 | 106 | 48 |
| 2 | ROU | 8 | 5 | 4 | 0 | 1 | 150 | 112 | 38 |
| 3 | CHN | 4 | 5 | 2 | 0 | 3 | 122 | 135 | -13 |
| 4 | FRA | 4 | 5 | 2 | 0 | 3 | 121 | 128 | -7 |
| 5 | KAZ | 3 | 5 | 1 | 1 | 3 | 109 | 137 | -28 |
| 6 | ANG | 1 | 5 | 0 | 1 | 4 | 109 | 147 | -38 |

| Team | NOR | ROU | CHN | FRA | KAZ | ANG |
|------|---------|---------|---------|---------|---------|---------|
| NOR | | 24 - 23 | 30 - 23 | 34 - 24 | 35 - 19 | 31 - 17 |
| ROU | 23 - 24 | | 34 - 20 | 34 - 26 | 31 - 19 | 28 - 23 |
| CHN | 23 - 30 | 20 - 34 | | 21 - 18 | 26 - 29 | 32 - 24 |
| FRA | 24 - 34 | 26 - 34 | 18 - 21 | | 21 - 18 | 32 - 21 |
| KAZ | 19 - 35 | 19 - 31 | 29 - 26 | 18 - 21 | | 24 - 24 |
| ANG | 17 - 31 | 23 - 28 | 24 - 32 | 21 - 32 | 24 - 24 | |

Group B

| Rank | Team | Pts | MP | W | T | L | GF | GA | Diff. |
|------|------|-----|----|---|---|---|-----|-----|-------|
| 1 | RUS | 9 | 5 | 4 | 1 | 0 | 148 | 125 | 23 |
| 2 | KOR | 7 | 5 | 3 | 1 | 1 | 155 | 127 | 28 |
| 3 | HUN | 5 | 5 | 2 | 1 | 2 | 129 | 142 | -13 |
| 4 | SWE | 4 | 5 | 2 | 0 | 3 | 123 | 137 | -14 |
| 5 | BRA | 3 | 5 | 1 | 1 | 3 | 124 | 137 | -13 |
| 6 | GER | 2 | 5 | 1 | 0 | 4 | 123 | 134 | -11 |

| Team | RUS | KOR | HUN | SWE | BRA | GER |
|------|---------|---------|---------|---------|---------|---------|
| RUS | | 29 - 29 | 33 - 24 | 28 - 24 | 28 - 19 | 30 - 29 |
| KOR | 29 - 29 | | 33 - 22 | 31 - 23 | 32 - 33 | 30 - 20 |
| HUN | 24 - 33 | 22 - 33 | | 30 - 24 | 28 - 28 | 25 - 24 |
| SWE | 24 - 28 | 23 - 31 | 24 - 30 | | 25 - 22 | 27 - 26 |
| BRA | 19 - 28 | 33 - 32 | 28 - 28 | 22 - 25 | | 22 - 24 |
| GER | 29 - 30 | 20 - 30 | 24 - 25 | 26 - 27 | 24 - 22 | |

Classification

| Date | Teams | Phase | Match No. | Result |
|------------|-----------|--------------------|-----------|---------|
| TUE 19 AUG | NOR - SWE | Quarterfinal | 31 | 31 - 24 |
| | HUN - ROU | Quarterfinal | 32 | 34 - 30 |
| | CHN - KOR | Quarterfinal | 33 | 23 - 31 |
| | RUS - FRA | Quarterfinal | 34 | 32 - 31 |
| THU 21 AUG | SWE - CHN | Placement 5-8 | 35 | 19 - 20 |
| | ROU - FRA | Placement 5-8 | 36 | 34 - 36 |
| | NOR - KOR | Semifinal | 37 | 29 - 28 |
| | HUN - RUS | Semifinal | 38 | 20 - 22 |
| SAT 23 AUG | SWE - ROU | Placement 7-8 | 39 | 30 - 34 |
| | CHN - FRA | Placement 5-6 | 40 | 23 - 31 |
| | KOR - HUN | Bronze Medal Match | 41 | 33 - 28 |
| | NOR - RUS | Gold Medal Match | 42 | 34 - 27 |

Final Standings

| Medal | Rank | Team |
|--------|------|--------------------|
| Gold | 1 | NOR - Norway |
| Silver | 2 | RUS - Russian Fed. |
| Bronze | 3 | KOR - Korea |
| | 4 | HUN - Hungary |
| | 5 | FRA - France |
| | 6 | CHN - China |
| | 7 | ROU - Romania |
| | 8 | SWE - Sweden |
| | 9 | BRA - Brazil |
| | 10 | KAZ - Kazakhstan |
| | 11 | GER - Germany |
| | 12 | ANG - Angola |

| Legend: | GA | GF | L | MP |
|---------|---------------|-----------|------|----------------|
| Diff | Goals Against | Goals For | Lost | Matches Played |
| Pts | Ties | Won | | |



RESULTS

比赛成绩 / RÉSULTATS

FRA 32 - 21 ANG

(13 - 14) (19 - 7)

Referees: (23) CHERNEGA I / (24) POLADENKO V (RUS)

FRA - France

| Players | | Shots | | | | | | | | | Penalties | | | |
|------------|----------------------------|-------|-----|-----|------|-------|-----|-------|-----|----|-----------|----|----|--|
| No. | Name | G/S | % | 6m | Wing | 9m | 7m | FB | BT | YC | 2Min | RC | EX | |
| 4 | KAMTO NJITAM Nina | 2/3 | 67 | 2/2 | | | | | 0/1 | | | | | |
| 5 | AYGLON Camille | 0/2 | 0 | | | 0/2 | | | | | | | | |
| 8 | PECQUEUX-ROLLAND Veronique | 1/1 | 100 | | | | | 1/1 | | | | | | |
| 9 | BAUDOUIIN Paule | 4/6 | 67 | | | 1/1 | 2/2 | 1/2 | 0/1 | 1 | | | | |
| 10 | HERBRECHT Sophie | 8/13 | 62 | | | 3/8 | 4/4 | | 1/1 | 1 | | | | |
| 11 | CANO Stephanie | 2/2 | 100 | | | 1/1 | | 1/1 | | | | | | |
| 12 | LEYNAUD Amandine | | | | | | | | | | | | | |
| 13 | WENDLING Isabelle | 1/1 | 100 | | | | | 1/1 | | 1 | 1 | | | |
| 16 | NICOLAS Valerie | | | | | | | | | | | | | |
| 19 | VANPARYS-TORRES Christine | 3/8 | 38 | | | 2/7 | | | 1/1 | | | | | |
| 20 | TERVEL Raphaelle | 2/3 | 67 | | | | | 2/3 | | | 1 | | | |
| 21 | TOUNKARA Maakan | 4/4 | 100 | | | | | 4/4 | | | | | | |
| 23 | LACRABERE Alexandra | 3/7 | 43 | 0/2 | | 2/4 | | 1/1 | | | 1 | | | |
| 24 | SIGNATE Mariama | 2/6 | 33 | | | 1/5 | | 1/1 | | | 1 | | | |
| Bench/Team | | | | | | | | | | | | | | |
| Totals | | 32/56 | 57 | 2/4 | 0/0 | 10/28 | 6/6 | 12/14 | 2/4 | 3 | 4 | 0 | 0 | |

| Goalkeepers | | Saves | | | | | | | | |
|-------------|------------------|-------|----|-----|------|------|-----|-----|-----|--|
| No. | Name | S/S | % | 6m | Wing | 9m | 7m | FB | BT | |
| 12 | LEYNAUD Amandine | 10/17 | 59 | 1/1 | 2/4 | 4/5 | 0/2 | 2/4 | 1/1 | |
| 16 | NICOLAS Valerie | 9/23 | 39 | 1/3 | 2/3 | 4/8 | 0/2 | 1/3 | 1/4 | |
| Totals | | 19/40 | 48 | 2/4 | 4/7 | 8/13 | 0/4 | 3/7 | 2/5 | |

ANG - Angola

| Players | | Shots | | | | | | | | | Penalties | | | |
|------------|-----------------------------------|-------|-----|-----|------|------|-----|-----|-----|----|-----------|----|----|--|
| No. | Name | G/S | % | 6m | Wing | 9m | 7m | FB | BT | YC | 2Min | RC | EX | |
| 1 | TAVARES Maria Odete Sanches | | | | | | | | | | | | | |
| 2 | EDUARDO Maria Teresa Neto Joaquim | 3/5 | 60 | | | 0/2 | | | 3/3 | 1 | | | | |
| 3 | BENGUE Ilda Maria | 5/10 | 50 | 2/3 | | 1/5 | 2/2 | | | 1 | 1 | | | |
| 4 | CARLOS Azenaide Danila Jose | 4/9 | 44 | | 1/2 | 1/2 | 2/2 | 0/3 | | | | | | |
| 5 | TRINDADE Filomena Jose | 1/1 | 100 | | 1/1 | | | | | | | | | |
| 6 | CALANDULA Bombo Madalena | 0/1 | 0 | 0/1 | | | | | | | 1 | | | |
| 8 | De ALMEIDA Nair Filipe Pires | 5/13 | 38 | | 0/1 | 3/9 | | 2/2 | 0/1 | | | | | |
| 9 | DOMBAXI Wuta Waco Bige | | | | | | | | | | | | | |
| 10 | FERNANDES Isabel Sambovo | 1/5 | 20 | | 1/3 | 0/2 | | | | 1 | | | | |
| 12 | PEDRO Maria Rosa da Costa | | | | | | | | | | | | | |
| 13 | KIALA Luisa | 1/5 | 20 | | 0/1 | 0/2 | | 1/1 | 0/1 | | | | | |
| 14 | BERNARDO Natalia Maria | 1/1 | 100 | | | | | 1/1 | | | 1 | | | |
| 15 | CAILO Elisabeth Jurema Faro | | | | | | | | | | | | | |
| 17 | VIEGAS Elizabeth Amelia Basilio | | | | | | | | | | | | | |
| Bench/Team | | | | | | | | | | | | | | |
| Totals | | 21/50 | 42 | 2/4 | 3/8 | 5/22 | 4/4 | 4/7 | 3/5 | 3 | 3 | 0 | 0 | |

| Goalkeepers | | Saves | | | | | | | | |
|-------------|-----------------------------|-------|----|-----|------|------|-----|------|-----|--|
| No. | Name | S/S | % | 6m | Wing | 9m | 7m | FB | BT | |
| 1 | TAVARES Maria Odete Sanches | 2/14 | 14 | | | 2/4 | 0/4 | 0/5 | 0/1 | |
| 12 | PEDRO Maria Rosa da Costa | 13/33 | 39 | 2/4 | | 7/15 | 0/2 | 2/9 | 2/3 | |
| Totals | | 15/47 | 32 | 2/4 | 0/0 | 9/19 | 0/6 | 2/14 | 2/4 | |

RUNNING SCORE

FRA - ANG

| | | 1st Half | | | |
|--------------------|----------|----------|--------------|--|--|
| KAMTO NJITAM N | 1 (1') | 0 | | | |
| | 1 (3') | 1 | BENGUE IM | | |
| | 1 (4') | 2 | De ALMEIDA N | | |
| VANPARYS-TORRES C | 2 (5') | 2 | | | |
| | 2 (6') | 3 | CARLOS ADJ | | |
| WENDLING I | 3 (8') | 3 | | | |
| | 3 (9') | 4 | De ALMEIDA N | | |
| HERBRECHT S | 4 (12') | 4 | | | |
| SIGNATE M | 5 (12') | 4 | | | |
| | 5 (14') | 5 | EDUARDO M | | |
| | 5 (14') | 6 | De ALMEIDA N | | |
| TOUNKARA M | 6 (15') | 6 | | | |
| | 6 (16') | 7 | BENGUE IM | | |
| HERBRECHT S | 7 (16') | 7 | | | |
| PECQUEUX-ROLLAND V | 8 (17') | 7 | | | |
| | 8 (18') | 8 | BENGUE IM | | |
| VANPARYS-TORRES C | 9 (19') | 8 | | | |
| HERBRECHT S | 10 (20') | 8 | | | |
| | 10 (20') | 9 | EDUARDO M | | |
| LACRABERE A | 11 (20') | 9 | | | |
| | 11 (22') | 10 | TRINDADE FJ | | |
| | 11 (24') | 11 | KIALA L | | |
| HERBRECHT S | 12 (25') | 11 | | | |
| | 12 (27') | 12 | BENGUE IM | | |
| | 12 (28') | 13 | EDUARDO M | | |
| LACRABERE A | 13 (29') | 13 | | | |
| | 13 (30') | 14 | BENGUE IM | | |

2nd Half

| | | | | | |
|-------------------|----------|----|--------------|--|--|
| | 13 (33') | 15 | De ALMEIDA N | | |
| HERBRECHT S | 14 (33') | 15 | | | |
| HERBRECHT S | 15 (35') | 15 | | | |
| HERBRECHT S | 16 (37') | 15 | | | |
| | 16 (38') | 16 | CARLOS ADJ | | |
| | 16 (39') | 17 | CARLOS ADJ | | |
| BAUDOUIIN P | 17 (39') | 17 | | | |
| | 17 (40') | 18 | De ALMEIDA N | | |
| CANO S | 18 (41') | 18 | | | |
| BAUDOUIIN P | 19 (42') | 18 | | | |
| BAUDOUIIN P | 19 (42') | 18 | | | |
| KAMTO NJITAM N | 20 (43') | 18 | | | |
| CANO S | 21 (44') | 18 | | | |
| TERVEL R | 22 (45') | 18 | | | |
| | 22 (46') | 19 | FERNANDES IS | | |
| TOUNKARA M | 23 (47') | 19 | | | |
| BAUDOUIIN P | 24 (48') | 19 | | | |
| TERVEL R | 25 (49') | 19 | | | |
| HERBRECHT S | 26 (50') | 19 | | | |
| | 26 (52') | 20 | CARLOS ADJ | | |
| VANPARYS-TORRES C | 27 (53') | 20 | | | |
| BAUDOUIIN P | 28 (54') | 20 | | | |
| TOUNKARA M | 29 (55') | 20 | | | |
| TOUNKARA M | 30 (56') | 20 | | | |
| SIGNATE M | 31 (57') | 20 | | | |
| LACRABERE A | 32 (58') | 20 | | | |
| | 32 (60') | 21 | BERNARDO NM | | |

Legend:

| | | | | | | | | | |
|-----|---------------|------|----------------------|----|---------------|-----|---------------|----|---------------|
| % | Efficiency | 2Min | 2 Minute Suspensions | 6m | 6-metre Shots | 7m | 7-metre Shots | 9m | 9-metre Shots |
| BT | Breakthroughs | EX | Exclusions | FB | Fast Breaks | G/S | Goals/Shots | RC | Red Cards |
| S/S | Saves/Shots | Wing | Wing Shots | YC | Yellow Cards | | | | |



MATCH TEAM STATISTICS

参赛队技术统计 / STATISTIQUES DU MATCH PAR ÉQUIPE

FRA 32 - 21 ANG

(13 - 14) (19 - 7)

Referees: (23) CHERNEGA I / (24) POLADENKO V (RUS)

FRA - France

| No. | Name | Shots | | | | | | | | Offence | | Defence | | Penalties | | | TP | |
|---------------|----------------------------|-------|-----|-----|------|-------|-----|-------|-----|---------|----|---------|----|-----------|------|----|----|-------|
| | | G/S | % | 6m | Wing | 9m | 7m | FB | BT | AS | TF | ST | BS | YC | 2Min | RC | | EX |
| 4 | KAMTO NJITAM Nina | 2/3 | 67 | 2/2 | | | | | 0/1 | 2 | | | | | | | | 38:43 |
| 5 | AYGLON Camille | 0/2 | 0 | | | 0/2 | | | | 2 | | 1 | 1 | | | | | 12:21 |
| 8 | PECQUEUX-ROLLAND Veronique | 1/1 | 100 | | | | | 1/1 | | | 1 | | | | | | | 16:19 |
| 9 | BAUDOUIN Paule | 4/6 | 67 | | | 1/1 | 2/2 | 1/2 | 0/1 | 1 | | | | 1 | | | | 26:25 |
| 10 | HERBRECHT Sophie | 8/13 | 62 | | | 3/8 | 4/4 | | 1/1 | 1 | 2 | | | 1 | | | | 36:08 |
| 11 | CANO Stephanie | 2/2 | 100 | | | 1/1 | | 1/1 | | | | 1 | | | | | | 28:37 |
| 12 | LEYNAUD Amandine | | | | | | | | | 1 | | | | | | | | 30:00 |
| 13 | WENDLING Isabelle | 1/1 | 100 | | | | | 1/1 | | 2 | | 3 | 1 | 1 | 1 | | | 36:49 |
| 16 | NICOLAS Valerie | | | | | | | | | | | | | | | | | 30:00 |
| 19 | VANPARYS-TORRES Christine | 3/8 | 38 | | | 2/7 | | | 1/1 | 2 | 1 | | | | | | | 22:09 |
| 20 | TERVEL Raphaelle | 2/3 | 67 | | | | | 2/3 | | 2 | 1 | 2 | | | 1 | | | 39:07 |
| 21 | TOUNKARA Maakan | 4/4 | 100 | | | | | 4/4 | | | | 3 | 1 | | | | | 30:23 |
| 23 | LACRABERE Alexandra | 3/7 | 43 | 0/2 | | 2/4 | | 1/1 | | 1 | | | | | 1 | | | 36:43 |
| 24 | SIGNATE Mariama | 2/6 | 33 | | | 1/5 | | 1/1 | | 4 | 4 | | | | 1 | | | 36:16 |
| | Bench/Team | | | | | | | | | | | | | | | | | |
| Totals | | 32/56 | 57 | 2/4 | 0/0 | 10/28 | 6/6 | 12/14 | 2/4 | 18 | 12 | 10 | 3 | 3 | 4 | 0 | 0 | |

| No. | Name | Total Shots | | 6m Shots | | Wing Shots | | 9m Shots | | 7m Shots | | Fast Breaks | | Breakthroughs | |
|---------------|------------------|-------------|----|----------|-----|------------|----|----------|----|----------|---|-------------|----|---------------|-----|
| | | S/S | % | S/S | % | S/S | % | S/S | % | S/S | % | S/S | % | S/S | % |
| 12 | LEYNAUD Amandine | 10/17 | 59 | 1/1 | 100 | 2/4 | 50 | 4/5 | 80 | 0/2 | 0 | 2/4 | 50 | 1/1 | 100 |
| 16 | NICOLAS Valerie | 9/23 | 39 | 1/3 | 33 | 2/3 | 67 | 4/8 | 50 | 0/2 | 0 | 1/3 | 33 | 1/4 | 25 |
| Totals | | 19/40 | 48 | 2/4 | 50 | 4/7 | 57 | 8/13 | 62 | 0/4 | 0 | 3/7 | 43 | 2/5 | 40 |

| Team Shots | Goals | Saves | Missed | Post | Blocked | Total | % |
|---------------|-------|-------|--------|------|---------|-------|-----|
| 6m Shots | 2 | 2 | 0 | 0 | 0 | 4 | 50 |
| Wing Shots | | | | | | | |
| 9m Shots | 10 | 9 | 3 | 2 | 4 | 28 | 36 |
| 7m Shots | 6 | 0 | 0 | 0 | n/a | 6 | 100 |
| Fast Breaks | 12 | 2 | 0 | 0 | 0 | 14 | 86 |
| Breakthroughs | 2 | 2 | 0 | 0 | 0 | 4 | 50 |
| Totals | 32 | 15 | 3 | 2 | 4 | 56 | 57 |

Number of Attacks: 67, Scoring Efficiency: 48%



OSC GYMNASIUM
 奥体中心体育馆
 GYMNASE DU CSO

SAT 星期六 SAM
 9 AUG 2008
 9:00

HANDBALL
 手球 / HANDBALL

WOMEN
 女子项目 / FEMMES

PRELIMINARY GROUP A - MATCH 1
 预赛A组 - 第1场 / PRÉLIMINAIRE GROUPE A - MATCH 1



MATCH TEAM STATISTICS
 参赛队技术统计 / STATISTIQUES DU MATCH PAR ÉQUIPE

FRA 32 - 21 ANG
 (13 - 14) (19 - 7)

Referees: (23) CHERNEGA I / (24) POLADENKO V (RUS)

FRA - France

Shots Distribution

| Players | | | Goals / Shots | | | |
|----------------------|-------------|----------------------|-----------------|------------------|-----------|---------------|
| 4 KAMTO NJITAM N | 5 AYGLON C | 8 PECQUEUX-ROLLAND V | 9 BAUDOIN P | 10 HERBRECHT S | 11 CANO S | 13 WENDLING I |
| 1/1 | 0/1 | 0/1 | 0/1 | 1/1 | 1/1 | 1/1 |
| 1/1 | 0/1 | 1/1 | 1/1 | 1/1 | 1/1 | 1/1 |
| 1/1 | 0/1 | 1/1 | 1/1 | 1/1 | 1/1 | 1/1 |
| 1-Missed | | | | 1-Post 2-Blocked | | |
| 19 VANPARYS-TORRES C | 20 TERVEL R | 21 TOUNKARA M | 23 LACRABERE A | 24 SIGNATE M | | |
| 0/1 | 1/1 | 0/1 | 0/1 | 0/1 | | |
| 1/1 | 0/1 | 2/2 | 1/1 | 1/1 | 0/1 | |
| 1/1 | 1/1 | 2/2 | 2/2 | 1/1 | 0/1 | |
| 1-Missed | 2-Blocked | | 1-Missed 1-Post | | | |

| Team | Offence | Defence | Goalkeepers | | | | | | | | | | | | | | | | | | | | | | | | | | | | | | | | | | | |
|--|---------|---------|---------------|-----|-----|-----|-----|-----|-------|--|--|---|-----|-----|-----|-----|-----|-----|-----|-----|-----|-----|-----|-----|-----|-----|-----|-----|-----|-----|-----|-----|-----|-----|-----|-----|-----|-----|
| Goals / Shots | | | Saves / Shots | | | | | | | | | | | | | | | | | | | | | | | | | | | | | | | | | | | |
| <table border="1"> <tr><td>1/2</td><td>0/3</td><td>2/6</td></tr> <tr><td>5/6</td><td>0/2</td><td>4/5</td></tr> <tr><td>7/7</td><td>2/4</td><td>11/12</td></tr> </table> <p>3-Missed 2-Post 4-Blocked</p> | 1/2 | 0/3 | 2/6 | 5/6 | 0/2 | 4/5 | 7/7 | 2/4 | 11/12 | | | <table border="1"> <tr><td>1/5</td><td>3/6</td></tr> <tr><td>3/5</td><td>3/3</td></tr> <tr><td>5/7</td><td>5/7</td></tr> <tr><td>1/3</td><td>3/4</td></tr> <tr><td>0/7</td><td>0/7</td></tr> </table> <p>12 LEYNAUD A</p> <table border="1"> <tr><td>1/1</td><td>2/3</td></tr> <tr><td>2/4</td><td>3/3</td></tr> <tr><td>0/2</td><td>2/2</td></tr> <tr><td>0/2</td><td>0/2</td></tr> </table> <p>16 NICOLAS V</p> <table border="1"> <tr><td>0/4</td><td>1/3</td></tr> <tr><td>1/1</td><td>3/3</td></tr> <tr><td>2/4</td><td>2/4</td></tr> <tr><td>1/1</td><td>0/5</td></tr> </table> | 1/5 | 3/6 | 3/5 | 3/3 | 5/7 | 5/7 | 1/3 | 3/4 | 0/7 | 0/7 | 1/1 | 2/3 | 2/4 | 3/3 | 0/2 | 2/2 | 0/2 | 0/2 | 0/4 | 1/3 | 1/1 | 3/3 | 2/4 | 2/4 | 1/1 | 0/5 |
| 1/2 | 0/3 | 2/6 | | | | | | | | | | | | | | | | | | | | | | | | | | | | | | | | | | | | |
| 5/6 | 0/2 | 4/5 | | | | | | | | | | | | | | | | | | | | | | | | | | | | | | | | | | | | |
| 7/7 | 2/4 | 11/12 | | | | | | | | | | | | | | | | | | | | | | | | | | | | | | | | | | | | |
| 1/5 | 3/6 | | | | | | | | | | | | | | | | | | | | | | | | | | | | | | | | | | | | | |
| 3/5 | 3/3 | | | | | | | | | | | | | | | | | | | | | | | | | | | | | | | | | | | | | |
| 5/7 | 5/7 | | | | | | | | | | | | | | | | | | | | | | | | | | | | | | | | | | | | | |
| 1/3 | 3/4 | | | | | | | | | | | | | | | | | | | | | | | | | | | | | | | | | | | | | |
| 0/7 | 0/7 | | | | | | | | | | | | | | | | | | | | | | | | | | | | | | | | | | | | | |
| 1/1 | 2/3 | | | | | | | | | | | | | | | | | | | | | | | | | | | | | | | | | | | | | |
| 2/4 | 3/3 | | | | | | | | | | | | | | | | | | | | | | | | | | | | | | | | | | | | | |
| 0/2 | 2/2 | | | | | | | | | | | | | | | | | | | | | | | | | | | | | | | | | | | | | |
| 0/2 | 0/2 | | | | | | | | | | | | | | | | | | | | | | | | | | | | | | | | | | | | | |
| 0/4 | 1/3 | | | | | | | | | | | | | | | | | | | | | | | | | | | | | | | | | | | | | |
| 1/1 | 3/3 | | | | | | | | | | | | | | | | | | | | | | | | | | | | | | | | | | | | | |
| 2/4 | 2/4 | | | | | | | | | | | | | | | | | | | | | | | | | | | | | | | | | | | | | |
| 1/1 | 0/5 | | | | | | | | | | | | | | | | | | | | | | | | | | | | | | | | | | | | | |



MATCH TEAM STATISTICS

参赛队技术统计 / STATISTIQUES DU MATCH PAR ÉQUIPE

FRA 32 - 21 ANG

(13 - 14) (19 - 7)

Referees: (23) CHERNEGA I / (24) POLADENKO V (RUS)

ANG - Angola

| No. | Name | Shots | | | | | | | | Offence | | Defence | | Penalties | | | TP | |
|---------------|-----------------------------------|-------|-----|-----|------|------|-----|-----|-----|---------|----|---------|----|-----------|------|----|----|-------|
| | | G/S | % | 6m | Wing | 9m | 7m | FB | BT | AS | TF | ST | BS | YC | 2Min | RC | | EX |
| 1 | TAVARES Maria Odete Sanches | | | | | | | | | | | 1 | | | | | | 12:58 |
| 2 | EDUARDO Maria Teresa Neto Joaquim | 3/5 | 60 | | | 0/2 | | | | 3/3 | 1 | 3 | 1 | 2 | 1 | | | 51:33 |
| 3 | BENGUE Ilda Maria | 5/10 | 50 | 2/3 | | 1/5 | 2/2 | | | | 1 | 3 | | | 1 | 1 | | 48:35 |
| 4 | CARLOS Azenaide Danila Jose | 4/9 | 44 | | 1/2 | 1/2 | 2/2 | 0/3 | | | | 1 | | | | | | 28:36 |
| 5 | TRINDADE Filomena Jose | 1/1 | 100 | | 1/1 | | | | | | 2 | 1 | | | | | | 30:17 |
| 6 | CALANDULA Bombo Madalena | 0/1 | 0 | 0/1 | | | | | | | 1 | 1 | | | | 1 | | 22:18 |
| 8 | De ALMEIDA Nair Filipe Pires | 5/13 | 38 | | 0/1 | 3/9 | | 2/2 | 0/1 | 4 | 4 | 1 | | | | | | 55:04 |
| 9 | DOMBAXI Wuta Waco Bige | | | | | | | | | | | 1 | | | | | | 1:14 |
| 10 | FERNANDES Isabel Sambovo | 1/5 | 20 | | 1/3 | 0/2 | | | | | | 1 | 2 | 1 | | | | 39:17 |
| 12 | PEDRO Maria Rosa da Costa | | | | | | | | | | | | | | | | | 47:02 |
| 13 | KIALA Luisa | 1/5 | 20 | | 0/1 | 0/2 | | 1/1 | 0/1 | 1 | 6 | 1 | | | | | | 39:37 |
| 14 | BERNARDO Natalia Maria | 1/1 | 100 | | | | | 1/1 | | | 1 | 1 | | | | 1 | | 25:36 |
| 15 | CAILO Elisabeth Jurema Faro | | | | | | | | | | | | | | | | | |
| 17 | VIEGAS Elizabeth Amelia Basilio | | | | | | | | | | | | | | | | | 17:53 |
| | Bench/Team | | | | | | | | | | | | | | | | | |
| Totals | | 21/50 | 42 | 2/4 | 3/8 | 5/22 | 4/4 | 4/7 | 3/5 | 10 | 21 | 6 | 4 | 3 | 3 | 0 | 0 | |

| No. | Name | Total Shots | | 6m Shots | | Wing Shots | | 9m Shots | | 7m Shots | | Fast Breaks | | Breakthroughs | |
|---------------|-----------------------------|-------------|----|----------|----|------------|---|----------|----|----------|---|-------------|----|---------------|----|
| | | S/S | % | S/S | % | S/S | % | S/S | % | S/S | % | S/S | % | S/S | % |
| 1 | TAVARES Maria Odete Sanches | 2/14 | 14 | | | | | 2/4 | 50 | 0/4 | 0 | 0/5 | 0 | 0/1 | 0 |
| 12 | PEDRO Maria Rosa da Costa | 13/33 | 39 | 2/4 | 50 | | | 7/15 | 47 | 0/2 | 0 | 2/9 | 22 | 2/3 | 67 |
| Totals | | 15/47 | 32 | 2/4 | 50 | 0/0 | 0 | 9/19 | 47 | 0/6 | 0 | 2/14 | 14 | 2/4 | 50 |

| Team Shots | Goals | Saves | Missed | Post | Blocked | Total | % |
|---------------|-------|-------|--------|------|---------|-------|-----|
| 6m Shots | 2 | 2 | 0 | 0 | 0 | 4 | 50 |
| Wing Shots | 3 | 4 | 1 | 0 | 0 | 8 | 38 |
| 9m Shots | 5 | 8 | 3 | 3 | 3 | 22 | 23 |
| 7m Shots | 4 | 0 | 0 | 0 | n/a | 4 | 100 |
| Fast Breaks | 4 | 3 | 0 | 0 | 0 | 7 | 57 |
| Breakthroughs | 3 | 2 | 0 | 0 | 0 | 5 | 60 |
| Totals | 21 | 19 | 4 | 3 | 3 | 50 | 42 |

Number of Attacks: 66, Scoring Efficiency: 32%



OSC GYMNASIUM
 奥体中心体育馆
 GYMNASE DU CSO

SAT 星期六 SAM
 9 AUG 2008
 9:00

HANDBALL
 手球 / HANDBALL

WOMEN
 女子项目 / FEMMES

PRELIMINARY GROUP A - MATCH 1
 预赛A组 - 第1场 / PRÉLIMINAIRE GROUPE A - MATCH 1



MATCH TEAM STATISTICS

参赛队技术统计 / STATISTIQUES DU MATCH PAR ÉQUIPE

FRA 32 - 21 ANG

(13 - 14) (19 - 7)

Referees: (23) CHERNEGA I / (24) POLADENKO V (RUS)

ANG - Angola

Shots Distribution

| Players | | | Goals / Shots | | | |
|-----------------|-------------|----------------|---------------|----------------|-----------------|---------------|
| 2 EDUARDO M | 3 BENGUE IM | 4 CARLOS ADJ | 5 TRINDADE FJ | 6 CALANDULA BM | 8 De ALMEIDA N | 9 DOMBAXI WWB |
| 1/1 | 1/1 | 1/2 | 0/1 | 0/1 | 2/2 | 1/1 |
| 0/1 | 1/2 | 0/1 | 0/1 | 0/1 | 1/1 | 0/1 |
| 1/1 | 1/1 | 2/2 | 1/1 | 0/1 | 0/2 | |
| 1-Blocked | 1-Missed | 1-Blocked | 1-Blocked | | 2-Missed 2-Post | |
| 10 FERNANDES IS | 13 KIALA L | 14 BERNARDO NM | 15 CAILO EJF | 17 VIEGAS EAB | | |
| 0/1 | 0/1 | 1/1 | | | | |
| 0/2 | 0/1 | | | | | |
| 1/1 | 1/1 | | | | | |
| 1-Missed | 1-Post | | | | | |

| Team | Offence | Defence | Goalkeepers | | | | | | | | | | | | | | | | | | | | | | | | | | | | | | | | | | | | |
|---|---------|---------|---------------|-----|-----|-----|-----|-----|-----|--|--|---|-----|-----|-----|-----|-----|-----|-----|-----|------|-----|--|-----|-----|--|-----|-----|--|-----|-----|-----|-----|-----|-----|-----|-----|-----|-----|
| Goals / Shots | | | Saves / Shots | | | | | | | | | | | | | | | | | | | | | | | | | | | | | | | | | | | | |
| <table border="1"> <tr><td>4/5</td><td></td><td>3/6</td></tr> <tr><td>2/5</td><td>0/3</td><td>2/7</td></tr> <tr><td>2/3</td><td>1/4</td><td>7/7</td></tr> </table> <p>4-Missed 3-Post 3-Blocked</p> | 4/5 | | 3/6 | 2/5 | 0/3 | 2/7 | 2/3 | 1/4 | 7/7 | | | <table border="1"> <tr><td>1/2</td><td>3/3</td><td>4/6</td></tr> <tr><td>1/6</td><td>2/2</td><td>1/5</td></tr> <tr><td>0/7</td><td>2/4</td><td>1/12</td></tr> </table> <p>1 TAVARES MOS</p> <table border="1"> <tr><td>0/1</td><td></td><td>1/2</td></tr> <tr><td>0/2</td><td></td><td>1/3</td></tr> <tr><td>0/2</td><td></td><td>0/4</td></tr> </table> <p>12 PEDRO MRDC</p> <table border="1"> <tr><td>1/1</td><td>3/3</td><td>3/4</td></tr> <tr><td>1/4</td><td>2/2</td><td>0/2</td></tr> <tr><td>0/5</td><td>2/4</td><td>1/8</td></tr> </table> | 1/2 | 3/3 | 4/6 | 1/6 | 2/2 | 1/5 | 0/7 | 2/4 | 1/12 | 0/1 | | 1/2 | 0/2 | | 1/3 | 0/2 | | 0/4 | 1/1 | 3/3 | 3/4 | 1/4 | 2/2 | 0/2 | 0/5 | 2/4 | 1/8 |
| 4/5 | | 3/6 | | | | | | | | | | | | | | | | | | | | | | | | | | | | | | | | | | | | | |
| 2/5 | 0/3 | 2/7 | | | | | | | | | | | | | | | | | | | | | | | | | | | | | | | | | | | | | |
| 2/3 | 1/4 | 7/7 | | | | | | | | | | | | | | | | | | | | | | | | | | | | | | | | | | | | | |
| 1/2 | 3/3 | 4/6 | | | | | | | | | | | | | | | | | | | | | | | | | | | | | | | | | | | | | |
| 1/6 | 2/2 | 1/5 | | | | | | | | | | | | | | | | | | | | | | | | | | | | | | | | | | | | | |
| 0/7 | 2/4 | 1/12 | | | | | | | | | | | | | | | | | | | | | | | | | | | | | | | | | | | | | |
| 0/1 | | 1/2 | | | | | | | | | | | | | | | | | | | | | | | | | | | | | | | | | | | | | |
| 0/2 | | 1/3 | | | | | | | | | | | | | | | | | | | | | | | | | | | | | | | | | | | | | |
| 0/2 | | 0/4 | | | | | | | | | | | | | | | | | | | | | | | | | | | | | | | | | | | | | |
| 1/1 | 3/3 | 3/4 | | | | | | | | | | | | | | | | | | | | | | | | | | | | | | | | | | | | | |
| 1/4 | 2/2 | 0/2 | | | | | | | | | | | | | | | | | | | | | | | | | | | | | | | | | | | | | |
| 0/5 | 2/4 | 1/8 | | | | | | | | | | | | | | | | | | | | | | | | | | | | | | | | | | | | | |

| | | | | | |
|----------------------------|---------------------------|----------------------------------|-------------------------|-------------------------|-------------------------|
| Legend: | % Efficiency | 2Min 2 Minute Suspensions | 6m 6-metre Shots | 7m 7-metre Shots | 9m 9-metre Shots |
| AS Assists | BS Blocked Shots | BT Breakthroughs | EX Exclusions | FB Fast Breaks | ST Steals |
| G/S Goals/Shots | n/a not applicable | RC Red Cards | S/S Saves/Shots | YC Yellow Cards | |
| TF Technical Faults | TP Time Played | Wing Wing Shots | | | |





RESULTS

比赛成绩 / RÉSULTATS

ROU 31 - 19 KAZ

(13 - 10) (18 - 9)

Referees: (1) AIRES MENEZES J / (2) APARECIDO PINTO R (BRA)

RUNNING SCORE

ROU - KAZ

ROU - Romania

| Players | | Shots | | | | | | | | Penalties | | | |
|---------|--------------------------|-------|-----|-----|------|-------|-----|-----|-----|-----------|------|----|----|
| No. | Name | G/S | % | 6m | Wing | 9m | 7m | FB | BT | YC | 2Min | RC | EX |
| 1 | PISLARU Tereza | | | | | | | | | | | | |
| 2 | MAIER Ramona | 3/3 | 100 | | | | 1/1 | 2/2 | | | | | |
| 4 | BIRSAN Florina | | | | | | | | | | | | |
| 5 | AMARIEI Carmen | 4/5 | 80 | 1/1 | | 2/3 | | 1/1 | | | 2 | | |
| 7 | OLTEANU Adriana | 3/3 | 100 | | | 2/2 | | | 1/1 | 1 | | | |
| 8 | NEAGU Cristina Georgiana | 4/9 | 44 | 1/1 | | 3/7 | 0/1 | | | | | | |
| 9 | BRADEANU Aurelia | 2/3 | 67 | | | 1/2 | | | 1/1 | | 1 | | |
| 10 | STANCA Ionela | 4/5 | 80 | 4/5 | | | | | | 1 | | | |
| 12 | TOLNAI Talida | | | | | | | | | | | | |
| 15 | ELISEI Neli | 6/9 | 67 | | 1/1 | 1/1 | 2/3 | 2/4 | | | | | |
| 16 | DINU Luminita | | | | | | | | | | | | |
| 18 | MEIROSU Laura | 2/3 | 67 | | | 1/2 | | | 1/1 | | 1 | | |
| 19 | BESE Valeria | | | | | | | | | 1 | | 1 | |
| 99 | LECUSANU Narcisa | 3/4 | 75 | | | 1/2 | 1/1 | 1/1 | | | 1 | | |
| | Bench/Team | | | | | | | | | 1 | | | |
| | Totals | 31/44 | 70 | 6/7 | 1/1 | 11/19 | 4/6 | 6/8 | 3/3 | 4 | 5 | 1 | 0 |

| Goalkeepers | | Saves | | | | | | | |
|-------------|----------------|-------|----|-----|------|------|-----|-----|-----|
| No. | Name | S/S | % | 6m | Wing | 9m | 7m | FB | BT |
| 1 | PISLARU Tereza | 0/1 | 0 | | | | 0/1 | | |
| 12 | TOLNAI Talida | 2/10 | 20 | | 0/1 | 1/4 | 0/2 | 1/2 | 0/1 |
| 16 | DINU Luminita | 9/19 | 47 | 2/2 | 2/4 | 4/10 | 0/2 | 1/1 | |
| | Totals | 11/30 | 37 | 2/2 | 2/5 | 5/14 | 0/5 | 2/3 | 0/1 |

KAZ - Kazakhstan

| Players | | Shots | | | | | | | | Penalties | | | |
|---------|---------------------|-------|-----|-----|------|------|-----|-----|-----|-----------|------|----|----|
| No. | Name | G/S | % | 6m | Wing | 9m | 7m | FB | BT | YC | 2Min | RC | EX |
| 2 | NIKANDROVA Xeniya | | | | | | | | | | | | |
| 4 | BORECHKO Irina | | | | | | | | | | | | |
| 5 | PIKALOVA Marina | 2/4 | 50 | | 2/4 | | | | | | 1 | | |
| 7 | ISKAKOVA Gulzira | | | | | | | | | | | | |
| 10 | PORTOVA Yelena | 1/4 | 25 | 0/1 | | 0/1 | 1/1 | 0/1 | | 1 | 2 | | |
| 12 | TRAVNIKOVA Olga | | | | | | | | | | | | |
| 15 | ILYUKHINA Yelena | 1/1 | 100 | | | 1/1 | | | | 1 | | | |
| 16 | PARFENOVA Tatiana | | | | | | | | | | | | |
| 17 | KUBRINA Natalya | 0/1 | 0 | | | | | 0/1 | | | 1 | | |
| 19 | YAKOVLEVA Natalya | 2/9 | 22 | 0/1 | | 1/7 | | | 1/1 | | | | |
| 20 | VASSILYEVA Yana | | | | | | | | | | | | |
| 21 | AJIDERSKAYA Olga | 10/15 | 67 | | | 6/11 | 4/4 | | | | 2 | | |
| 22 | MARKOVICH Yuliya | 1/1 | 100 | | 1/1 | | | | | | | | |
| 24 | TYAPKOVA Yekaterina | 2/4 | 50 | | | 1/3 | | 1/1 | | 1 | 1 | | |
| | Bench/Team | | | | | | | | | | | | |
| | Totals | 19/39 | 49 | 0/2 | 3/5 | 9/23 | 5/5 | 1/3 | 1/1 | 3 | 7 | 0 | 0 |

| Goalkeepers | | Saves | | | | | | | |
|-------------|-------------------|-------|----|-----|------|------|-----|-----|-----|
| No. | Name | S/S | % | 6m | Wing | 9m | 7m | FB | BT |
| 12 | TRAVNIKOVA Olga | 1/16 | 6 | 0/4 | 0/1 | 1/7 | 0/2 | 0/1 | 0/1 |
| 16 | PARFENOVA Tatiana | 2/18 | 11 | 1/3 | | 1/6 | 0/2 | 0/5 | 0/2 |
| | Totals | 3/34 | 9 | 1/7 | 0/1 | 2/13 | 0/4 | 0/6 | 0/3 |

| 1st Half | |
|------------|---------------------------|
| OLTEANU A | 1 (2') 0 |
| ELISEI N | 2 (4') 0 |
| ELISEI N | 3 (7') 0 |
| | 3 (8') 1 PORTOVA Y |
| NEAGU CG | 4 (9') 1 |
| ELISEI N | 5 (10') 1 |
| | 5 (11') 2 PIKALOVA M |
| ELISEI N | 6 (12') 2 |
| | 6 (13') 3 PIKALOVA M |
| STANCA I | 7 (14') 3 |
| | 7 (15') 4 TYAPKOVA Y |
| OLTEANU A | 8 (15') 4 |
| | 8 (19') 5 AJIDERSKAYA O |
| BRADEANU A | 9 (19') 5 |
| BRADEANU A | 10 (20') 5 |
| | 10 (21') 6 TYAPKOVA Y |
| OLTEANU A | 11 (22') 6 |
| | 11 (23') 7 YAKOVLEVA N |
| | 11 (24') 8 AJIDERSKAYA O |
| STANCA I | 12 (24') 8 |
| | 12 (25') 9 MARKOVICH Y |
| NEAGU CG | 13 (29') 9 |
| | 13 (29') 10 AJIDERSKAYA O |

| 2nd Half | |
|------------|---------------------------|
| | 13 (32') 11 YAKOVLEVA N |
| | 13 (33') 12 ILYUKHINA Y |
| NEAGU CG | 14 (33') 12 |
| ELISEI N | 15 (35') 12 |
| LECUSANU N | 16 (35') 12 |
| | 16 (37') 13 AJIDERSKAYA O |
| STANCA I | 17 (38') 13 |
| LECUSANU N | 18 (39') 13 |
| STANCA I | 19 (42') 13 |
| NEAGU CG | 20 (44') 13 |
| | 20 (45') 14 AJIDERSKAYA O |
| | 20 (46') 15 AJIDERSKAYA O |
| | 20 (47') 16 AJIDERSKAYA O |
| MEIROSU L | 21 (49') 16 |
| AMARIEI C | 22 (50') 16 |
| AMARIEI C | 23 (50') 16 |
| MEIROSU L | 24 (52') 16 |
| | 24 (53') 17 AJIDERSKAYA O |
| | 24 (54') 18 AJIDERSKAYA O |
| MAIER R | 25 (55') 18 |
| ELISEI N | 26 (56') 18 |
| AMARIEI C | 27 (56') 18 |
| AMARIEI C | 28 (58') 18 |
| LECUSANU N | 29 (58') 18 |
| MAIER R | 30 (59') 18 |
| | 30 (59') 19 AJIDERSKAYA O |
| MAIER R | 31 (60') 19 |

| | | | | | |
|-------------------------|------------------------|----------------------------------|-------------------------|-------------------------|-------------------------|
| Legend: | % Efficiency | 2Min 2 Minute Suspensions | 6m 6-metre Shots | 7m 7-metre Shots | 9m 9-metre Shots |
| BT Breakthroughs | EX Exclusions | FB Fast Breaks | G/S Goals/Shots | RC Red Cards | |
| S/S Saves/Shots | Wing Wing Shots | YC Yellow Cards | | | |



MATCH TEAM STATISTICS

参赛队技术统计 / STATISTIQUES DU MATCH PAR ÉQUIPE

ROU 31 - 19 KAZ

(13 - 10) (18 - 9)

Referees: (1) AIRES MENEZES J / (2) APARECIDO PINTO R (BRA)

ROU - Romania

| No. | Name | Shots | | | | | | | | Offence | | Defence | | Penalties | | | TP | |
|---------------|--------------------------|-------|-----|-----|------|-------|-----|-----|-----|---------|----|---------|----|-----------|------|----|----|-------|
| | | G/S | % | 6m | Wing | 9m | 7m | FB | BT | AS | TF | ST | BS | YC | 2Min | RC | | EX |
| 1 | PISLARU Tereza | | | | | | | | | | | | | | | | | 0:13 |
| 2 | MAIER Ramona | 3/3 | 100 | | | | 1/1 | 2/2 | | | | | | | | | | 10:08 |
| 4 | BIRSAN Florina | | | | | | | | | | | 1 | | | | | | 4:38 |
| 5 | AMARIEI Carmen | 4/5 | 80 | 1/1 | | 2/3 | | 1/1 | | 2 | 1 | 2 | | | 2 | | | 21:37 |
| 7 | OLTEANU Adriana | 3/3 | 100 | | | 2/2 | | | 1/1 | | 1 | 1 | | 1 | | | | 49:52 |
| 8 | NEAGU Cristina Georgiana | 4/9 | 44 | 1/1 | | 3/7 | 0/1 | | | | | | | | | | | 52:36 |
| 9 | BRADEANU Aurelia | 2/3 | 67 | | | 1/2 | | | 1/1 | 4 | 3 | 2 | 2 | | 1 | | | 34:19 |
| 10 | STANCA Ionela | 4/5 | 80 | 4/5 | | | | | | 3 | 4 | | | 1 | | | | 48:50 |
| 12 | TOLNAI Talida | | | | | | | | | | | | | | | | | 14:21 |
| 15 | ELISEI Neli | 6/9 | 67 | | 1/1 | 1/1 | 2/3 | 2/4 | | | | | | | | | | 55:22 |
| 16 | DINU Luminita | | | | | | | | | 1 | | | | | | | | 45:26 |
| 18 | MEIROSU Laura | 2/3 | 67 | | | 1/2 | | | 1/1 | 2 | 2 | 2 | 1 | | 1 | | | 23:03 |
| 19 | BESE Valeria | | | | | | | | | 2 | 1 | | 2 | 1 | | 1 | | 36:58 |
| 99 | LECUSANU Narcisa | 3/4 | 75 | | | 1/2 | 1/1 | 1/1 | | 1 | 2 | | | | 1 | | | 22:37 |
| | Bench/Team | | | | | | | | | | | | | 1 | | | | |
| Totals | | 31/44 | 70 | 6/7 | 1/1 | 11/19 | 4/6 | 6/8 | 3/3 | 15 | 14 | 8 | 5 | 4 | 5 | 1 | 0 | |

| No. | Name | Total Shots | | 6m Shots | | Wing Shots | | 9m Shots | | 7m Shots | | Fast Breaks | | Breakthroughs | |
|---------------|----------------|-------------|----|----------|-----|------------|----|----------|----|----------|---|-------------|-----|---------------|---|
| | | S/S | % | S/S | % | S/S | % | S/S | % | S/S | % | S/S | % | S/S | % |
| 1 | PISLARU Tereza | 0/1 | 0 | | | | | | | 0/1 | 0 | | | | |
| 12 | TOLNAI Talida | 2/10 | 20 | | | 0/1 | 0 | 1/4 | 25 | 0/2 | 0 | 1/2 | 50 | 0/1 | 0 |
| 16 | DINU Luminita | 9/19 | 47 | 2/2 | 100 | 2/4 | 50 | 4/10 | 40 | 0/2 | 0 | 1/1 | 100 | | |
| Totals | | 11/30 | 37 | 2/2 | 100 | 2/5 | 40 | 5/14 | 36 | 0/5 | 0 | 2/3 | 67 | 0/1 | 0 |

| Team Shots | Goals | Saves | Missed | Post | Blocked | Total | % |
|---------------|-------|-------|--------|------|---------|-------|-----|
| 6m Shots | 6 | 1 | 0 | 0 | 0 | 7 | 86 |
| Wing Shots | 1 | 0 | 0 | 0 | 0 | 1 | 100 |
| 9m Shots | 11 | 2 | 2 | 0 | 4 | 19 | 58 |
| 7m Shots | 4 | 0 | 1 | 1 | n/a | 6 | 67 |
| Fast Breaks | 6 | 0 | 0 | 2 | 0 | 8 | 75 |
| Breakthroughs | 3 | 0 | 0 | 0 | 0 | 3 | 100 |
| Totals | 31 | 3 | 3 | 3 | 4 | 44 | 70 |

Number of Attacks: 55, Scoring Efficiency: 56%



OSC GYMNASIUM
 奥体中心体育馆
 GYMNASE DU CSO

SAT 星期六 SAM
 9 AUG 2008
 14:00

HANDBALL
 手球 / HANDBALL

WOMEN
 女子项目 / FEMMES

PRELIMINARY GROUP A - MATCH 3
 预赛A组 - 第3场 / PRÉLIMINAIRE GROUPE A - MATCH 3



MATCH TEAM STATISTICS
 参赛队技术统计 / STATISTIQUES DU MATCH PAR ÉQUIPE

ROU 31 - 19 KAZ
 (13 - 10) (18 - 9)

Referees: (1) AIRES MENEZES J / (2) APARECIDO PINTO R (BRA)

ROU - Romania

Shots Distribution

Players
Goals / Shots

| | | | | | | |
|--------------------|---------------------|--------------------|----------------------|--------------------|---------------------|--------------------|
| 2 MAIER R | 4 BIRSAN F | 5 AMARIEI C | 7 OLTEANU A | 8 NEAGU CG | 9 BRADEANU A | 10 STANCA I |
| 1/1 1/1 1/1 | | 3/3 1/1 | 3/3 | 0/1 1/1 3/3 | 0/1 1/1 | 0/1 2/2 |
| | | 1-Blocked | | 2-Missed 2-Blocked | | |
| 15 ELISEI N | 18 MEIROSU L | 19 BESE V | 99 LECUSANU N | | | |
| 2/2 1/1 1/1 | 2/2 | | 1/1 1/1 | | | |
| 3-Post | 1-Blocked | | 1-Missed | | | |

| Team | Offence | Defence | Goalkeepers |
|---------------------------|---------------------|-------------------|--------------------|
| Goals / Shots | | | Saves / Shots |
| 0/1 7/7 | 3/3 Breakthroughs | 1/1 Breakthroughs | 0/1 0/2 |
| 2/3 5/5 | 1/1 2/5 | 1/4 0/1 | 1/1 1/2 |
| 11/11 2/3 4/4 | 5/6 5/9 | 7/15 0/0 | 4/12 0/3 5/9 |
| 3-Missed 3-Post 4-Blocked | 4/6 7m 0/0 4/5 | 1/4 0/1 | |
| | 1/1 6/8 Fast Breaks | 1/4 0/1 | 1 PISLARU T |
| | | 1/3 Fast Breaks | 0/1 |
| | | | |
| | | | 12 TOLNAI T |
| | | | 0/1 0/2 |
| | | | 1/1 1/1 |
| | | | 1/5 0/1 |
| | | | |
| | | | 16 DINU L |
| | | | 1/1 0/1 |
| | | | 3/7 0/3 5/7 |



MATCH TEAM STATISTICS

参赛队技术统计 / STATISTIQUES DU MATCH PAR ÉQUIPE

ROU 31 - 19 KAZ

(13 - 10) (18 - 9)

Referees: (1) AIRES MENEZES J / (2) APARECIDO PINTO R (BRA)

KAZ - Kazakhstan

| Players | | Shots | | | | | | | | Offence | | Defence | | Penalties | | | TP | |
|---------------|---------------------|-------|-----|-----|------|------|-----|-----|-----|---------|----|---------|----|-----------|------|----|----|-------|
| No. | Name | G/S | % | 6m | Wing | 9m | 7m | FB | BT | AS | TF | ST | BS | YC | 2Min | RC | EX | |
| 2 | NIKANDROVA Xeniya | | | | | | | | | | | | | | | | | 5:23 |
| 4 | BORECHKO Irina | | | | | | | | | | | | 1 | | | | | 8:48 |
| 5 | PIKALOVA Marina | 2/4 | 50 | | 2/4 | | | | | 1 | 2 | | | | 1 | | | 55:23 |
| 7 | ISKAKOVA Gulzira | | | | | | | | | | | | | | | | | |
| 10 | PORTOVA Yelena | 1/4 | 25 | 0/1 | | 0/1 | 1/1 | 0/1 | | 1 | 6 | 1 | | 1 | 2 | | | 58:41 |
| 12 | TRAVNIKOVA Olga | | | | | | | | | | | | | | | | | 32:40 |
| 15 | ILYUKHINA Yelena | 1/1 | 100 | | | 1/1 | | | | 2 | 3 | | | 1 | | | | 34:15 |
| 16 | PARFENOVA Tatiana | | | | | | | | | | | | | | | | | 27:20 |
| 17 | KUBRINA Natalya | 0/1 | 0 | | | | | 0/1 | | | 1 | | | | 1 | | | 59:17 |
| 19 | YAKOVLEVA Natalya | 2/9 | 22 | 0/1 | | 1/7 | | | 1/1 | | 1 | | | | | | | 26:58 |
| 20 | VASSILYEVA Yana | | | | | | | | | 1 | 3 | 1 | 1 | | | | | 26:10 |
| 21 | AJIDERSKAYA Olga | 10/15 | 67 | | | 6/11 | 4/4 | | | | 1 | | 1 | | 2 | | | 37:01 |
| 22 | MARKOVICH Yuliya | 1/1 | 100 | | 1/1 | | | | | | | | | | | | | 7:06 |
| 24 | TYAPKOVA Yekaterina | 2/4 | 50 | | | 1/3 | | 1/1 | | | 3 | | 1 | 1 | 1 | 1 | | 40:58 |
| | Bench/Team | | | | | | | | | | | | | | | | | |
| Totals | | 19/39 | 49 | 0/2 | 3/5 | 9/23 | 5/5 | 1/3 | 1/1 | 5 | 20 | 2 | 4 | 3 | 7 | 0 | 0 | |

| Goalkeepers | | Total Shots | | 6m Shots | | Wing Shots | | 9m Shots | | 7m Shots | | Fast Breaks | | Breakthroughs | |
|---------------|-------------------|-------------|----|----------|----|------------|---|----------|----|----------|---|-------------|---|---------------|---|
| No. | Name | S/S | % | S/S | % | S/S | % | S/S | % | S/S | % | S/S | % | S/S | % |
| 12 | TRAVNIKOVA Olga | 1/16 | 6 | 0/4 | 0 | 0/1 | 0 | 1/7 | 14 | 0/2 | 0 | 0/1 | 0 | 0/1 | 0 |
| 16 | PARFENOVA Tatiana | 2/18 | 11 | 1/3 | 33 | | | 1/6 | 17 | 0/2 | 0 | 0/5 | 0 | 0/2 | 0 |
| Totals | | 3/34 | 9 | 1/7 | 14 | 0/1 | 0 | 2/13 | 15 | 0/4 | 0 | 0/6 | 0 | 0/3 | 0 |

| Team Shots | Goals | Saves | Missed | Post | Blocked | Total | % |
|---------------|-------|-------|--------|------|---------|-------|-----|
| 6m Shots | 0 | 2 | 0 | 0 | 0 | 2 | 0 |
| Wing Shots | 3 | 2 | 0 | 0 | 0 | 5 | 60 |
| 9m Shots | 9 | 5 | 3 | 1 | 5 | 23 | 39 |
| 7m Shots | 5 | 0 | 0 | 0 | n/a | 5 | 100 |
| Fast Breaks | 1 | 2 | 0 | 0 | 0 | 3 | 33 |
| Breakthroughs | 1 | 0 | 0 | 0 | 0 | 1 | 100 |
| Totals | 19 | 11 | 3 | 1 | 5 | 39 | 49 |

Number of Attacks: 55, Scoring Efficiency: 35%



OSC GYMNASIUM
 奥体中心体育馆
 GYMNASE DU CSO

SAT 星期六 SAM
 9 AUG 2008
 14:00

HANDBALL
 手球 / HANDBALL

WOMEN
 女子项目 / FEMMES

PRELIMINARY GROUP A - MATCH 3
 预赛A组 - 第3场 / PRÉLIMINAIRE GROUPE A - MATCH 3



MATCH TEAM STATISTICS
 参赛队技术统计 / STATISTIQUES DU MATCH PAR ÉQUIPE

ROU 31 - 19 KAZ
 (13 - 10) (18 - 9)

Referees: (1) AIRES MENEZES J / (2) APARECIDO PINTO R (BRA)

KAZ - Kazakhstan

Shots Distribution

| Players | | | Goals / Shots | | | |
|----------------|-----------------|------------------|----------------|---------------|----------------|--------------|
| 2 NIKANDROVA X | 4 BORECHKO I | 5 PIKALOVA M | 7 ISKAKOVA G | 10 PORTOVA Y | 15 ILYUKHINA Y | 17 KUBRINA N |
| | | | | | | |
| | | 0/1 2/2 0/1 | | 0/2 | 1/1 | 0/1 |
| | | | | 1-Missed | | |
| 19 YAKOVLEVA N | 20 VASSILYEVA Y | 21 AJIDERSKAYA O | 22 MARKOVICH Y | 24 TYAPKOVA Y | | |
| 1/1 | | | | | | |
| | | | | | | |
| 0/1 | | | | | | |
| 0/1 | | 4/5 1/1 4/6 | 1/1 | 2/2 0/1 | | |
| 1-Missed | 4-Blocked | 1-Post 1-Blocked | | 1-Missed | | |

| Team | Offence | Defence | Goalkeepers | | | | | | | | | | | | | | | | | | | | | | | | | | | | | | | | | | | | |
|--|---------|---------|---------------|-----|--|-----|------|-----|-----|--|--|--|--|-----|-----|-----|--|-----|------|-----|-----|--|--|-----|-----|--|-----|-----|-----|-----|--|-----|-----|-----|--|-----|-----|-----|-----|
| Goals / Shots | | | Saves / Shots | | | | | | | | | | | | | | | | | | | | | | | | | | | | | | | | | | | | |
| <table border="1"> <tr><td>1/1</td><td></td><td>2/2</td></tr> <tr><td>0/1</td><td></td><td>1/2</td></tr> <tr><td>8/12</td><td>3/3</td><td>4/9</td></tr> </table> 3-Missed 1-Post 5-Blocked | 1/1 | | 2/2 | 0/1 | | 1/2 | 8/12 | 3/3 | 4/9 | | | <table border="1"> <tr><td></td><td>1/1</td><td>0/7</td></tr> <tr><td>1/3</td><td></td><td>0/5</td></tr> <tr><td>0/11</td><td>1/3</td><td>0/4</td></tr> </table> 12 TRAVNIKOVA O <table border="1"> <tr><td></td><td></td><td>0/3</td></tr> <tr><td>0/1</td><td></td><td>0/3</td></tr> <tr><td>0/4</td><td>1/2</td><td>0/3</td></tr> </table> 16 PARFENOVA T <table border="1"> <tr><td></td><td>1/1</td><td>0/4</td></tr> <tr><td>1/2</td><td></td><td>0/2</td></tr> <tr><td>0/7</td><td>0/1</td><td>0/1</td></tr> </table> | | 1/1 | 0/7 | 1/3 | | 0/5 | 0/11 | 1/3 | 0/4 | | | 0/3 | 0/1 | | 0/3 | 0/4 | 1/2 | 0/3 | | 1/1 | 0/4 | 1/2 | | 0/2 | 0/7 | 0/1 | 0/1 |
| 1/1 | | 2/2 | | | | | | | | | | | | | | | | | | | | | | | | | | | | | | | | | | | | | |
| 0/1 | | 1/2 | | | | | | | | | | | | | | | | | | | | | | | | | | | | | | | | | | | | | |
| 8/12 | 3/3 | 4/9 | | | | | | | | | | | | | | | | | | | | | | | | | | | | | | | | | | | | | |
| | 1/1 | 0/7 | | | | | | | | | | | | | | | | | | | | | | | | | | | | | | | | | | | | | |
| 1/3 | | 0/5 | | | | | | | | | | | | | | | | | | | | | | | | | | | | | | | | | | | | | |
| 0/11 | 1/3 | 0/4 | | | | | | | | | | | | | | | | | | | | | | | | | | | | | | | | | | | | | |
| | | 0/3 | | | | | | | | | | | | | | | | | | | | | | | | | | | | | | | | | | | | | |
| 0/1 | | 0/3 | | | | | | | | | | | | | | | | | | | | | | | | | | | | | | | | | | | | | |
| 0/4 | 1/2 | 0/3 | | | | | | | | | | | | | | | | | | | | | | | | | | | | | | | | | | | | | |
| | 1/1 | 0/4 | | | | | | | | | | | | | | | | | | | | | | | | | | | | | | | | | | | | | |
| 1/2 | | 0/2 | | | | | | | | | | | | | | | | | | | | | | | | | | | | | | | | | | | | | |
| 0/7 | 0/1 | 0/1 | | | | | | | | | | | | | | | | | | | | | | | | | | | | | | | | | | | | | |

| Legend: | | | |
|---------|------------------|------|----------------------|
| % | Efficiency | 2Min | 2 Minute Suspensions |
| AS | Assists | BS | Blocked Shots |
| G/S | Goals/Shots | n/a | not applicable |
| TF | Technical Faults | TP | Time Played |
| 6m | 6-metre Shots | BT | Breakthroughs |
| 7m | 7-metre Shots | RC | Red Cards |
| 9m | 9-metre Shots | Wing | Wing Shots |
| EX | Exclusions | YC | Yellow Cards |
| S/S | Saves/Shots | | |
| FB | Fast Breaks | | |
| ST | Steals | | |



RESULTS

比赛成绩 / RÉSULTATS

NOR 30 - 23 CHN (13 - 12) (17 - 11)

Referees: (7) ELMOAMLI M / (8) SHABAN ALI S (EGY)

RUNNING SCORE NOR - CHN

NOR - Norway

| Players | | Shots | | | | | | | | Penalties | | | |
|---------|----------------------------|-------|-----|------|------|-------|-----|-----|-----|-----------|------|----|----|
| No. | Name | G/S | % | 6m | Wing | 9m | 7m | FB | BT | YC | 2Min | RC | EX |
| 1 | GRIMSBOE Kari Aalvik | | | | | | | | | | 1 | | |
| 3 | NYBERG Katja | | | | | | | | | 1 | | | |
| 4 | AAMODT Ragnhild | 1/2 | 50 | | 1/1 | | | 0/1 | | | | | |
| 5 | SNORROEGGEN Goeril | | | | | | | | | | | | |
| 6 | LYBEKK Else Marthe Soerlie | 3/5 | 60 | 1/2 | | | 1/1 | 1/2 | | | | | |
| 7 | NOESTVOLD Tonje | 4/6 | 67 | 1/1 | | 3/5 | | | | | | | |
| 8 | BREIVANG Karoline Dyhre | 3/6 | 50 | | | 1/3 | | 1/1 | 1/2 | 1 | | | |
| 9 | LUNDE Kristine | 2/2 | 100 | | | 2/2 | | | | | 2 | | |
| 10 | HAMMERSENG Gro | 7/7 | 100 | 3/3 | | 1/1 | 3/3 | | | | 1 | | |
| 11 | JOHANSEN Kari Mette | 4/4 | 100 | | 1/1 | 1/1 | | 2/2 | | | | | |
| 13 | FRAFJORD Marit Malm | 2/4 | 50 | 2/3 | | | | 0/1 | | | | | |
| 14 | LARSEN Tonje | 3/5 | 60 | 1/1 | | 2/4 | | | | 1 | 1 | | |
| 16 | HARALDSEN Katrine Lunde | 0/1 | 0 | | | | | 0/1 | | | | | |
| 18 | RIEGELHUTH Linn-Kristin | 1/3 | 33 | | 0/2 | | | 1/1 | | | | | |
| | Bench/Team | | | | | | | | | | | | |
| | Totals | 30/45 | 67 | 8/10 | 2/4 | 10/16 | 4/4 | 5/9 | 1/2 | 3 | 5 | 0 | 0 |

| Goalkeepers | | Saves | | | | | | | |
|-------------|-------------------------|-------|----|-----|------|-------|-----|-----|-----|
| No. | Name | S/S | % | 6m | Wing | 9m | 7m | FB | BT |
| 1 | GRIMSBOE Kari Aalvik | 0/4 | 0 | | 0/1 | 0/2 | 0/1 | | |
| 16 | HARALDSEN Katrine Lunde | 15/34 | 44 | 0/5 | 3/4 | 11/16 | 0/3 | 1/3 | 0/3 |
| | Totals | 15/38 | 39 | 0/5 | 3/5 | 11/18 | 0/4 | 1/3 | 0/3 |

CHN - China

| Players | | Shots | | | | | | | | Penalties | | | |
|---------|---------------|-------|----|-----|------|------|-----|-----|-----|-----------|------|----|----|
| No. | Name | G/S | % | 6m | Wing | 9m | 7m | FB | BT | YC | 2Min | RC | EX |
| 1 | LIU Guini | | | | | | | | | | | | |
| 2 | WEI Qiuxiang | 2/6 | 33 | | 2/4 | 0/1 | | | 0/1 | | | | |
| 3 | LIU Yun | 5/7 | 71 | 3/3 | | | 1/3 | 1/1 | | | 1 | | |
| 9 | WANG Min | | | | | | | | | | | | |
| 10 | WANG Shasha | 5/8 | 63 | 1/1 | | 2/5 | | | 2/2 | 1 | 2 | | |
| 12 | HUANG Hong | | | | | | | | | | | | |
| 13 | WU Yanan | 0/3 | 0 | | 0/2 | | | 0/1 | | 1 | | | |
| 14 | LIU Xiaomei | 3/12 | 25 | 1/1 | | 2/11 | | | | 1 | 1 | | |
| 15 | SUN Laimiao | | | | | | | | | | | | |
| 18 | WU Wenjuan | | | | | | | | | | 1 | | |
| 19 | LI Weiwei | 8/13 | 62 | | | 3/8 | 3/3 | 1/1 | 1/1 | | | | |
| 21 | LI Bing | | | | | | | | | | | | |
| 22 | HUANG Dongjie | 0/1 | 0 | | 0/1 | | | | | | 2 | | |
| 23 | YAN Meizhu | | | | | | | | | | | | |
| | Bench/Team | | | | | | | | | | | | |
| | Totals | 23/50 | 46 | 5/5 | 2/7 | 7/25 | 4/6 | 2/3 | 3/4 | 3 | 7 | 0 | 0 |

| Goalkeepers | | Saves | | | | | | | |
|-------------|------------|-------|----|-----|------|------|-----|-----|-----|
| No. | Name | S/S | % | 6m | Wing | 9m | 7m | FB | BT |
| 1 | LIU Guini | 5/21 | 24 | 0/4 | 1/2 | 1/4 | 0/4 | 2/5 | 1/2 |
| 12 | HUANG Hong | 5/19 | 26 | 1/5 | 0/1 | 2/9 | | 2/4 | |
| | Totals | 10/40 | 25 | 1/9 | 1/3 | 3/13 | 0/4 | 4/9 | 1/2 |

| 1st Half | |
|--------------|-------------------|
| | 0 (2') 1 LI W |
| LARSEN T | 1 (3') 1 |
| | 1 (4') 2 LI W |
| BREIVANG KD | 2 (4') 2 |
| BREIVANG KD | 3 (6') 2 |
| | 3 (6') 3 LI W |
| | 3 (8') 4 LIU Y |
| LYBEKK EMS | 4 (9') 4 |
| | 4 (9') 5 LIU Y |
| | 4 (10') 6 LIU Y |
| LYBEKK EMS | 5 (11') 6 |
| NOESTVOLD T | 6 (12') 6 |
| | 6 (14') 7 LI W |
| BREIVANG KD | 7 (14') 7 |
| | 7 (14') 8 LI W |
| | 7 (16') 9 WANG S |
| HAMMERSENG G | 8 (17') 9 |
| | 8 (18') 10 WEI Q |
| HAMMERSENG G | 9 (19') 10 |
| LUNDE K | 10 (21') 10 |
| JOHANSEN KM | 11 (22') 10 |
| JOHANSEN KM | 12 (23') 10 |
| FRAFJORD MM | 13 (27') 10 |
| | 13 (28') 11 LI W |
| | 13 (29') 12 LIU Y |

| 2nd Half | |
|--------------|--------------------|
| LARSEN T | 14 (32') 12 |
| NOESTVOLD T | 15 (33') 12 |
| | 15 (33') 13 LIU Y |
| NOESTVOLD T | 16 (34') 13 |
| LARSEN T | 17 (36') 13 |
| | 17 (37') 14 WANG S |
| NOESTVOLD T | 18 (39') 14 |
| HAMMERSENG G | 19 (41') 14 |
| | 19 (41') 15 WANG S |
| FRAFJORD MM | 20 (42') 15 |
| | 20 (42') 16 LI W |
| HAMMERSENG G | 21 (43') 16 |
| RIEGELHUTH L | 22 (44') 16 |
| | 22 (45') 17 LIU X |
| | 22 (46') 18 WEI Q |
| LUNDE K | 23 (47') 18 |
| | 23 (48') 19 WANG S |
| JOHANSEN KM | 24 (49') 19 |
| | 24 (51') 20 LI W |
| HAMMERSENG G | 25 (52') 20 |
| | 25 (53') 21 WANG S |
| HAMMERSENG G | 26 (55') 21 |
| HAMMERSENG G | 26 (55') 22 LIU X |
| | 27 (56') 22 |
| AAMODT R | 28 (58') 22 |
| | 28 (59') 23 LIU X |
| LYBEKK EMS | 29 (59') 23 |
| JOHANSEN KM | 30 (60') 23 |

| Legend: | | | | | | | | | |
|---------|---------------|------|----------------------|----|---------------|-----|---------------|----|---------------|
| % | Efficiency | 2Min | 2 Minute Suspensions | 6m | 6-metre Shots | 7m | 7-metre Shots | 9m | 9-metre Shots |
| BT | Breakthroughs | EX | Exclusions | FB | Fast Breaks | G/S | Goals/Shots | RC | Red Cards |
| S/S | Saves/Shots | Wing | Wing Shots | YC | Yellow Cards | | | | |



MATCH TEAM STATISTICS

参赛队技术统计 / STATISTIQUES DU MATCH PAR ÉQUIPE

NOR 30 - 23 CHN

(13 - 12) (17 - 11)

Referees: (7) ELMOAMLI M / (8) SHABAN ALI S (EGY)

NOR - Norway

| No. | Name | Shots | | | | | | | | Offence | | Defence | | Penalties | | | | TP |
|---------------|----------------------------|-------|-----|------|------|-------|-----|-----|-----|---------|----|---------|----|-----------|------|----|----|-------|
| | | G/S | % | 6m | Wing | 9m | 7m | FB | BT | AS | TF | ST | BS | YC | 2Min | RC | EX | |
| 1 | GRIMSBOE Kari Aalvik | | | | | | | | | | | | | | 1 | | | 6:14 |
| 3 | NYBERG Katja | | | | | | | | | 1 | 1 | | | 1 | | | | 9:59 |
| 4 | AAMODT Ragnhild | 1/2 | 50 | | 1/1 | | | 0/1 | | | 1 | | | | | | | 26:23 |
| 5 | SNORROEGGEN Goeril | | | | | | | | | | | | | | | | | 4:59 |
| 6 | LYBEKK Else Marthe Soerlie | 3/5 | 60 | 1/2 | | | 1/1 | 1/2 | | 2 | | | | | | | | 36:39 |
| 7 | NOESTVOLD Tonje | 4/6 | 67 | 1/1 | | 3/5 | | | | 1 | | | | | | | | 17:16 |
| 8 | BREIVANG Karoline Dyhre | 3/6 | 50 | | | 1/3 | | 1/1 | 1/2 | 4 | 2 | | | 1 | | | | 37:03 |
| 9 | LUNDE Kristine | 2/2 | 100 | | | 2/2 | | | | 3 | 1 | | 1 | | 2 | | | 30:28 |
| 10 | HAMMERSENG Gro | 7/7 | 100 | 3/3 | | 1/1 | 3/3 | | | 1 | 1 | | | | 1 | | | 46:27 |
| 11 | JOHANSEN Kari Mette | 4/4 | 100 | | 1/1 | 1/1 | | 2/2 | | | | 2 | | | | | | 54:52 |
| 13 | FRAFJORD Marit Malm | 2/4 | 50 | 2/3 | | | | 0/1 | | | | | 2 | | | | | 23:15 |
| 14 | LARSEN Tonje | 3/5 | 60 | 1/1 | | 2/4 | | | | 3 | | 1 | 2 | 1 | 1 | | | 37:24 |
| 16 | HARALDSEN Katrine Lunde | 0/1 | 0 | | | | | 0/1 | | | | | | | | | | 55:24 |
| 18 | RIEGELHUTH Linn-Kristin | 1/3 | 33 | | 0/2 | | | 1/1 | | 1 | | 1 | | | | | | 33:37 |
| | Bench/Team | | | | | | | | | | | | | | | | | |
| Totals | | 30/45 | 67 | 8/10 | 2/4 | 10/16 | 4/4 | 5/9 | 1/2 | 16 | 6 | 4 | 5 | 3 | 5 | 0 | 0 | |

| No. | Name | Total Shots | | 6m Shots | | Wing Shots | | 9m Shots | | 7m Shots | | Fast Breaks | | Breakthroughs | |
|---------------|-------------------------|-------------|----|----------|---|------------|----|----------|----|----------|---|-------------|----|---------------|---|
| | | S/S | % | S/S | % | S/S | % | S/S | % | S/S | % | S/S | % | S/S | % |
| 1 | GRIMSBOE Kari Aalvik | 0/4 | 0 | | | 0/1 | 0 | 0/2 | 0 | 0/1 | 0 | | | | |
| 16 | HARALDSEN Katrine Lunde | 15/34 | 44 | 0/5 | 0 | 3/4 | 75 | 11/16 | 69 | 0/3 | 0 | 1/3 | 33 | 0/3 | 0 |
| Totals | | 15/38 | 39 | 0/5 | 0 | 3/5 | 60 | 11/18 | 61 | 0/4 | 0 | 1/3 | 33 | 0/3 | 0 |

| Team Shots | Goals | Saves | Missed | Post | Blocked | Total | % |
|---------------|-------|-------|--------|------|---------|-------|-----|
| 6m Shots | 8 | 1 | 0 | 1 | 0 | 10 | 80 |
| Wing Shots | 2 | 1 | 1 | 0 | 0 | 4 | 50 |
| 9m Shots | 10 | 3 | 3 | 0 | 0 | 16 | 63 |
| 7m Shots | 4 | 0 | 0 | 0 | n/a | 4 | 100 |
| Fast Breaks | 5 | 4 | 0 | 0 | 0 | 9 | 56 |
| Breakthroughs | 1 | 1 | 0 | 0 | 0 | 2 | 50 |
| Totals | 30 | 10 | 4 | 1 | 0 | 45 | 67 |

Number of Attacks: 51, Scoring Efficiency: 59%



OSC GYMNASIUM
 奥体中心体育馆
 GYMNASE DU CSO

SAT 星期六 SAM
 9 AUG 2008
 19:00

HANDBALL
 手球 / HANDBALL

WOMEN
 女子项目 / FEMMES

PRELIMINARY GROUP A - MATCH 5
 预赛A组 - 第5场 / PRÉLIMINAIRE GROUPE A - MATCH 5



MATCH TEAM STATISTICS
 参赛队技术统计 / STATISTIQUES DU MATCH PAR ÉQUIPE

NOR 30 - 23 CHN
 (13 - 12) (17 - 11)

Referees: (7) ELMOAMLI M / (8) SHABAN ALI S (EGY)

NOR - Norway

Shots Distribution

| Players | | | Goals / Shots | | | |
|-----------------|----------------|-----------------|---------------|-----------------|---------------|-----------|
| 3 NYBERG K | 4 AAMODT R | 5 SNORROEGGEN G | 6 LYBEKK EMS | 7 NOESTVOLD T | 8 BREIVANG KD | 9 LUNDE K |
| | | | 2/2 | 2/2 | 1/1 | 1/1 |
| | 1/1 | 0/1 | 0/1 | | 0/1 | |
| | | | 1/1 | 1/1 | 2/3 | 1/1 |
| | | | | 2-Missed | | |
| 10 HAMMERSENG G | 11 JOHANSEN KM | 13 FRAFJORD MM | 14 LARSEN T | 18 RIEGELHUTH L | | |
| | | | 1/1 | | | |
| | 1/1 | 1/1 | | 1/2 | | |
| 2/2 | 2/2 | 1/1 | 1/2 | | | |
| | | 1-Post | 1-Missed | 1-Missed | | |

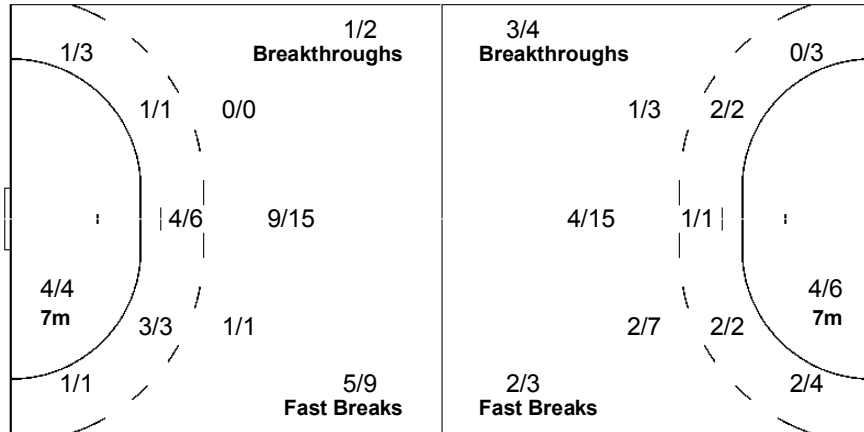
Team

Goals / Shots

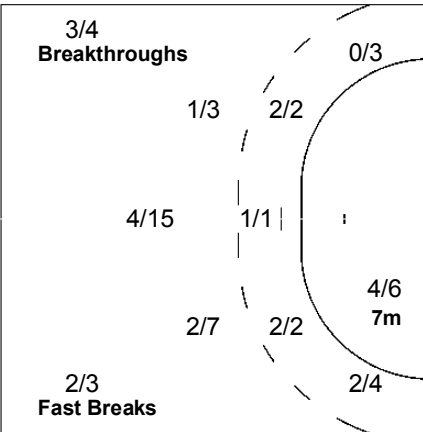
| | | |
|-----|-----|------|
| 7/7 | 2/2 | 0/1 |
| 3/6 | 0/1 | 1/3 |
| 8/9 | 0/1 | 9/10 |

4-Missed 1-Post

Offence



Defence



Goalkeepers

Saves / Shots

| | | |
|-----|-----|-----|
| 0/3 | 1/2 | 0/3 |
| 4/6 | | 4/8 |
| 3/9 | 1/4 | 2/3 |

1 GRIMSBOE KA

| | | |
|-----|--|-----|
| 0/1 | | 0/1 |
| 0/2 | | |

16 HARALDSEN KL

| | | |
|-----|-----|-----|
| 0/3 | 1/2 | 0/3 |
| 4/5 | | 4/7 |
| 3/7 | 1/4 | 2/3 |



MATCH TEAM STATISTICS

参赛队技术统计 / STATISTIQUES DU MATCH PAR ÉQUIPE

NOR 30 - 23 CHN

(13 - 12) (17 - 11)

Referees: (7) ELMOAMLI M / (8) SHABAN ALI S (EGY)

CHN - China

| Players | | Shots | | | | | | | | Offence | | Defence | | Penalties | | | | TP |
|---------------|---------------|-------|----|-----|------|------|-----|-----|-----|---------|----|---------|----|-----------|------|----|----|-------|
| No. | Name | G/S | % | 6m | Wing | 9m | 7m | FB | BT | AS | TF | ST | BS | YC | 2Min | RC | EX | |
| 1 | LIU Guini | | | | | | | | | | | | | | | | | 29:50 |
| 2 | WEI Qiuxiang | 2/6 | 33 | | 2/4 | 0/1 | | | 0/1 | | | | | | | | | 60:00 |
| 3 | LIU Yun | 5/7 | 71 | 3/3 | | | 1/3 | 1/1 | | 1 | 2 | | | | 1 | | | 53:52 |
| 9 | WANG Min | | | | | | | | | | | | | | | | | |
| 10 | WANG Shasha | 5/8 | 63 | 1/1 | | 2/5 | | | 2/2 | 2 | 3 | | | 1 | 2 | | | 51:48 |
| 12 | HUANG Hong | | | | | | | | | | | | | | | | | 30:10 |
| 13 | WU Yanan | 0/3 | 0 | | 0/2 | | | 0/1 | | 1 | | | | 1 | | | | 33:51 |
| 14 | LIU Xiaomei | 3/12 | 25 | 1/1 | | 2/11 | | | | 2 | 1 | 1 | | 1 | 1 | | | 60:00 |
| 15 | SUN Laimiao | | | | | | | | | | | | | | | | | 1:16 |
| 18 | WU Wenjuan | | | | | | | | | 1 | 2 | 1 | | | 1 | | | 31:00 |
| 19 | LI Weiwei | 8/13 | 62 | | | 3/8 | 3/3 | 1/1 | 1/1 | 2 | | | | | | | | 34:20 |
| 21 | LI Bing | | | | | | | | | | | | | | | | | 8:12 |
| 22 | HUANG Dongjie | 0/1 | 0 | | 0/1 | | | | | | | | | | 2 | | | 25:41 |
| 23 | YAN Meizhu | | | | | | | | | | | | | | | | | |
| | Bench/Team | | | | | | | | | | | | | | | | | |
| Totals | | 23/50 | 46 | 5/5 | 2/7 | 7/25 | 4/6 | 2/3 | 3/4 | 9 | 8 | 2 | 0 | 3 | 7 | 0 | 0 | |

| Goalkeepers | | Total Shots | | 6m Shots | | Wing Shots | | 9m Shots | | 7m Shots | | Fast Breaks | | Breakthroughs | |
|---------------|------------|-------------|----|----------|----|------------|----|----------|----|----------|---|-------------|----|---------------|----|
| No. | Name | S/S | % | S/S | % | S/S | % | S/S | % | S/S | % | S/S | % | S/S | % |
| 1 | LIU Guini | 5/21 | 24 | 0/4 | 0 | 1/2 | 50 | 1/4 | 25 | 0/4 | 0 | 2/5 | 40 | 1/2 | 50 |
| 12 | HUANG Hong | 5/19 | 26 | 1/5 | 20 | 0/1 | 0 | 2/9 | 22 | | | 2/4 | 50 | | |
| Totals | | 10/40 | 25 | 1/9 | 11 | 1/3 | 33 | 3/13 | 23 | 0/4 | 0 | 4/9 | 44 | 1/2 | 50 |

| Team Shots | Goals | Saves | Missed | Post | Blocked | Total | % |
|---------------|-------|-------|--------|------|---------|-------|-----|
| 6m Shots | 5 | 0 | 0 | 0 | 0 | 5 | 100 |
| Wing Shots | 2 | 3 | 1 | 1 | 0 | 7 | 29 |
| 9m Shots | 7 | 11 | 2 | 1 | 4 | 25 | 28 |
| 7m Shots | 4 | 0 | 0 | 1 | n/a | 6 | 67 |
| Fast Breaks | 2 | 1 | 0 | 0 | 0 | 3 | 67 |
| Breakthroughs | 3 | 0 | 0 | 0 | 1 | 4 | 75 |
| Totals | 23 | 15 | 3 | 3 | 5 | 50 | 46 |

Number of Attacks: 51, Scoring Efficiency: 45%



OSC GYMNASIUM
 奥体中心体育馆
 GYMNASE DU CSO

SAT 星期六 SAM
 9 AUG 2008
 19:00

HANDBALL
 手球 / HANDBALL

WOMEN
 女子项目 / FEMMES

PRELIMINARY GROUP A - MATCH 5
 预赛A组 - 第5场 / PRÉLIMINAIRE GROUPE A - MATCH 5



MATCH TEAM STATISTICS
 参赛队技术统计 / STATISTIQUES DU MATCH PAR ÉQUIPE

NOR 30 - 23 CHN
 (13 - 12) (17 - 11)

Referees: (7) ELMOAMLI M / (8) SHABAN ALI S (EGY)

CHN - China

Shots Distribution

Players
Goals / Shots

| | | | | | | |
|----------------|---------------------------|-----------------|--------------------|-----------------|--------------------|-----------------|
| 2 WEI Q | 3 LIU Y | 9 WANG M | 10 WANG S | 13 WU Y | 14 LIU X | 15 SUN L |
| 1/1 | 1/1 2/2 | | 1/1 1/1 | | 0/1 | |
| 1/3 | | | 2/3 | 0/1 | 1/2 | |
| | | | 1/2 | | 1/3 1/1 0/2 | |
| 1-Blocked | 1-Post | | 1-Blocked 1-Missed | | 1-Missed 2-Blocked | |
| 18 WU W | 19 LI W | 21 LI B | 22 HUANG D | 23 YAN M | | |
| | 1/1 | | | | | |
| | | | | | | |
| | 4/4 2/3 | | | | | |
| | 1-Missed 1-Post 1-Blocked | | 1-Post | | | |

| Team | Offence | Defence | Goalkeepers | | | | | | | | | | | | | | | | | | | | | | | | | | | | | | | | | | | | |
|--|---------|---------|---------------|-----|--|-----|-----|-----|-----|--|--|---|-----|-----|-----|-----|-----|-----|-----|-----|------|-----|--|-----|-----|--|-----|-----|--|-----|-----|-----|--|-----|-----|-----|-----|-----|-----|
| Goals / Shots | | | Saves / Shots | | | | | | | | | | | | | | | | | | | | | | | | | | | | | | | | | | | | |
| <table border="1"> <tr><td>3/3</td><td>1/2</td><td>3/3</td></tr> <tr><td>2/6</td><td></td><td>4/8</td></tr> <tr><td>6/9</td><td>3/4</td><td>1/3</td></tr> </table> 3-Missed 3-Post 5-Blocked | 3/3 | 1/2 | 3/3 | 2/6 | | 4/8 | 6/9 | 3/4 | 1/3 | | | <table border="1"> <tr><td>0/7</td><td>0/2</td><td>1/1</td></tr> <tr><td>3/6</td><td>1/1</td><td>2/3</td></tr> <tr><td>1/9</td><td>1/1</td><td>1/10</td></tr> </table> 1 LIU G <table border="1"> <tr><td>0/3</td><td></td><td>1/1</td></tr> <tr><td>2/5</td><td></td><td>1/1</td></tr> <tr><td>0/4</td><td></td><td>1/7</td></tr> </table> 12 HUANG H <table border="1"> <tr><td>0/4</td><td>0/2</td><td></td></tr> <tr><td>1/1</td><td>1/1</td><td>1/2</td></tr> <tr><td>1/5</td><td>1/1</td><td>0/3</td></tr> </table> | 0/7 | 0/2 | 1/1 | 3/6 | 1/1 | 2/3 | 1/9 | 1/1 | 1/10 | 0/3 | | 1/1 | 2/5 | | 1/1 | 0/4 | | 1/7 | 0/4 | 0/2 | | 1/1 | 1/1 | 1/2 | 1/5 | 1/1 | 0/3 |
| 3/3 | 1/2 | 3/3 | | | | | | | | | | | | | | | | | | | | | | | | | | | | | | | | | | | | | |
| 2/6 | | 4/8 | | | | | | | | | | | | | | | | | | | | | | | | | | | | | | | | | | | | | |
| 6/9 | 3/4 | 1/3 | | | | | | | | | | | | | | | | | | | | | | | | | | | | | | | | | | | | | |
| 0/7 | 0/2 | 1/1 | | | | | | | | | | | | | | | | | | | | | | | | | | | | | | | | | | | | | |
| 3/6 | 1/1 | 2/3 | | | | | | | | | | | | | | | | | | | | | | | | | | | | | | | | | | | | | |
| 1/9 | 1/1 | 1/10 | | | | | | | | | | | | | | | | | | | | | | | | | | | | | | | | | | | | | |
| 0/3 | | 1/1 | | | | | | | | | | | | | | | | | | | | | | | | | | | | | | | | | | | | | |
| 2/5 | | 1/1 | | | | | | | | | | | | | | | | | | | | | | | | | | | | | | | | | | | | | |
| 0/4 | | 1/7 | | | | | | | | | | | | | | | | | | | | | | | | | | | | | | | | | | | | | |
| 0/4 | 0/2 | | | | | | | | | | | | | | | | | | | | | | | | | | | | | | | | | | | | | | |
| 1/1 | 1/1 | 1/2 | | | | | | | | | | | | | | | | | | | | | | | | | | | | | | | | | | | | | |
| 1/5 | 1/1 | 0/3 | | | | | | | | | | | | | | | | | | | | | | | | | | | | | | | | | | | | | |

Legend:

| | | | | |
|----------------------------|----------------------------------|-------------------------|-------------------------|-------------------------|
| % Efficiency | 2Min 2 Minute Suspensions | 6m 6-metre Shots | 7m 7-metre Shots | 9m 9-metre Shots |
| AS Assists | BS Blocked Shots | BT Breakthroughs | EX Exclusions | FB Fast Breaks |
| G/S Goals/Shots | n/a not applicable | RC Red Cards | S/S Saves/Shots | ST Steals |
| TF Technical Faults | TP Time Played | Wing Wing Shots | YC Yellow Cards | |





RESULTS

比赛成绩 / RÉSULTATS

KAZ 18 - 21 FRA

(8 - 10) (10 - 11)

Referees: (9) BRETO V / (10) HUELIN J (ESP)

KAZ - Kazakhstan

| Players | | Shots | | | | | | | | Penalties | | | |
|------------|---------------------|-------|----|-----|------|------|-----|-----|-----|-----------|------|----|----|
| No. | Name | G/S | % | 6m | Wing | 9m | 7m | FB | BT | YC | 2Min | RC | EX |
| 2 | NIKANDROVA Xeniya | 0/1 | 0 | | | 0/1 | | | | | | | |
| 4 | BORECHKO Irina | | | | | | | | | 1 | | | |
| 5 | PIKALOVA Marina | 2/3 | 67 | | 1/2 | | | 1/1 | | | | | |
| 7 | ISKAKOVA Gulzira | | | | | | | | | | | | |
| 10 | PORTOVA Yelena | 1/4 | 25 | 0/1 | | | 1/3 | | | | | | |
| 12 | TRAVNIKOVA Olga | | | | | | | | | | | | |
| 15 | ILYUKHINA Yelena | 4/7 | 57 | 1/1 | | 3/5 | | 0/1 | | | | | |
| 16 | PARFENOVA Tatiana | | | | | | | | | | | | |
| 17 | KUBRINA Natalya | 1/4 | 25 | | 1/1 | 0/1 | | 0/2 | | | | | |
| 19 | YAKOVLEVA Natalya | 2/6 | 33 | | | 2/5 | | | 0/1 | | 1 | | |
| 20 | VASSILYEVA Yana | 0/1 | 0 | | | | | 0/1 | | 1 | 3 | 1 | |
| 21 | AJIDERSKAYA Olga | 7/15 | 47 | 1/2 | | 4/9 | 2/4 | | | | | | |
| 22 | MARKOVICH Yuliya | 0/1 | 0 | | | | | | 0/1 | | | | |
| 24 | TYAPKOVA Yekaterina | 1/4 | 25 | 1/1 | | 0/3 | | | | 1 | | | |
| Bench/Team | | | | | | | | | | | | | |
| Totals | | 18/46 | 39 | 3/5 | 2/3 | 9/24 | 3/7 | 1/5 | 0/2 | 3 | 4 | 1 | 0 |

| Goalkeepers | | Saves | | | | | | | |
|-------------|-------------------|-------|----|-----|------|------|-----|-----|-----|
| No. | Name | S/S | % | 6m | Wing | 9m | 7m | FB | BT |
| 12 | TRAVNIKOVA Olga | | | | | | | | |
| 16 | PARFENOVA Tatiana | 14/35 | 40 | 4/7 | 2/3 | 6/13 | 1/3 | 0/4 | 1/5 |
| Totals | | 14/35 | 40 | 4/7 | 2/3 | 6/13 | 1/3 | 0/4 | 1/5 |

FRA - France

| Players | | Shots | | | | | | | | Penalties | | | |
|------------|----------------------------|-------|-----|------|------|------|-----|-----|-----|-----------|------|----|----|
| No. | Name | G/S | % | 6m | Wing | 9m | 7m | FB | BT | YC | 2Min | RC | EX |
| 4 | KAMTO NJITAM Nina | 1/4 | 25 | 1/2 | 0/1 | | | | 0/1 | 1 | | | |
| 5 | AYGLON Camille | | | | | | | | | | | | |
| 8 | PECQUEUX-ROLLAND Veronique | 0/3 | 0 | 0/3 | | | | | | | | | |
| 9 | BAUDOUIN Paule | 3/4 | 75 | | 1/1 | | 2/3 | | | | | | |
| 10 | HERBRECHT Sophie | 1/7 | 14 | 1/2 | | 0/4 | 0/1 | | | | | | |
| 11 | CANO Stephanie | 3/3 | 100 | | | 1/1 | | 2/2 | | | | | |
| 12 | LEYNAUD Amandine | | | | | | | | | | | | |
| 13 | WENDLING Isabelle | | | | | | | | | | 1 | | |
| 16 | NICOLAS Valerie | | | | | | | | | | | | |
| 19 | VANPARYS-TORRES Christine | 3/6 | 50 | | | 1/4 | | | 2/2 | | | | |
| 20 | TERVEL Raphaelle | 0/3 | 0 | 0/2 | 0/1 | | | | | 1 | | | |
| 21 | TOUNKARA Maakan | 2/3 | 67 | | | 0/1 | | 2/2 | | | | | |
| 23 | LACRABERE Alexandra | 6/10 | 60 | 1/1 | | 5/9 | | | | 1 | 1 | | |
| 24 | SIGNATE Mariama | 2/5 | 40 | | | 0/3 | | | 2/2 | | 1 | | |
| Bench/Team | | | | | | | | | | | | | |
| Totals | | 21/48 | 44 | 3/10 | 1/3 | 7/22 | 2/4 | 4/4 | 4/5 | 3 | 3 | 0 | 0 |

| Goalkeepers | | Saves | | | | | | | |
|-------------|------------------|-------|----|-----|------|------|-----|-----|-----|
| No. | Name | S/S | % | 6m | Wing | 9m | 7m | FB | BT |
| 12 | LEYNAUD Amandine | 9/15 | 60 | 1/2 | 0/1 | 4/7 | 2/3 | | 2/2 |
| 16 | NICOLAS Valerie | 7/19 | 37 | 0/2 | 1/2 | 3/9 | 1/3 | 2/3 | |
| Totals | | 16/34 | 47 | 1/4 | 1/3 | 7/16 | 3/6 | 2/3 | 2/2 |

RUNNING SCORE

KAZ - FRA

| 1st Half | |
|------------|-------------------|
| 0 (2') 1 | LACRABERE A |
| 1 (3') 1 | ILYUKHINA Y |
| 1 (5') 2 | KAMTO NJITAM N |
| 2 (7') 2 | AJIDERSKAYA O |
| 3 (8') 2 | PIKALOVA M |
| 3 (11') 3 | LACRABERE A |
| 4 (12') 3 | YAKOVLEVA N |
| 5 (15') 3 | AJIDERSKAYA O |
| 5 (17') 4 | VANPARYS-TORRES C |
| 5 (17') 5 | CANO S |
| 5 (18') 6 | SIGNATE M |
| 5 (21') 7 | TOUNKARA M |
| 6 (21') 7 | TYAPKOVA Y |
| 6 (26') 8 | VANPARYS-TORRES C |
| 6 (29') 9 | CANO S |
| 7 (30') 9 | PORTOVA Y |
| 8 (30') 9 | PIKALOVA M |
| 8 (30') 10 | HERBRECHT S |

| 2nd Half | |
|-------------|-------------------|
| 9 (31') 10 | AJIDERSKAYA O |
| 10 (32') 10 | YAKOVLEVA N |
| 10 (32') 11 | BAUDOUIN P |
| 11 (33') 11 | ILYUKHINA Y |
| 11 (35') 12 | LACRABERE A |
| 12 (36') 12 | AJIDERSKAYA O |
| 12 (36') 13 | LACRABERE A |
| 13 (37') 13 | AJIDERSKAYA O |
| 13 (39') 14 | LACRABERE A |
| 14 (39') 14 | KUBRINA N |
| 14 (41') 15 | CANO S |
| 15 (42') 15 | AJIDERSKAYA O |
| 15 (43') 16 | VANPARYS-TORRES C |
| 15 (45') 17 | SIGNATE M |
| 16 (46') 17 | AJIDERSKAYA O |
| 16 (48') 18 | TOUNKARA M |
| 17 (49') 18 | ILYUKHINA Y |
| 17 (49') 19 | LACRABERE A |
| 18 (50') 19 | ILYUKHINA Y |
| 18 (54') 20 | BAUDOUIN P |
| 18 (57') 21 | BAUDOUIN P |

| Legend: | | | | | | | | | |
|---------|---------------|------|----------------------|----|---------------|-----|---------------|----|---------------|
| % | Efficiency | 2Min | 2 Minute Suspensions | 6m | 6-metre Shots | 7m | 7-metre Shots | 9m | 9-metre Shots |
| BT | Breakthroughs | EX | Exclusions | FB | Fast Breaks | G/S | Goals/Shots | RC | Red Cards |
| S/S | Saves/Shots | Wing | Wing Shots | YC | Yellow Cards | | | | |



MATCH TEAM STATISTICS
参赛队技术统计 / STATISTIQUES DU MATCH PAR ÉQUIPE

KAZ 18 - 21 FRA
(8 - 10) (10 - 11)

Referees: (9) BRETO V / (10) HUELIN J (ESP)

KAZ - Kazakhstan

| Players | | Shots | | | | | | | | Offence | | Defence | | Penalties | | | | TP |
|---------------|---------------------|-------|----|-----|------|------|-----|-----|-----|---------|----|---------|----|-----------|------|----|----|-------|
| No. | Name | G/S | % | 6m | Wing | 9m | 7m | FB | BT | AS | TF | ST | BS | YC | 2Min | RC | EX | |
| 2 | NIKANDROVA Xeniya | 0/1 | 0 | | | 0/1 | | | | | | | | | | | | 5:01 |
| 4 | BORECHKO Irina | | | | | | | | | | | 2 | 1 | | | | | 19:22 |
| 5 | PIKALOVA Marina | 2/3 | 67 | | 1/2 | | | 1/1 | | | 1 | 1 | | | | | | 35:23 |
| 7 | ISKAKOVA Gulzira | | | | | | | | | | | | | | | | | |
| 10 | PORTOVA Yelena | 1/4 | 25 | 0/1 | | | 1/3 | | | 1 | 1 | 1 | 1 | | | | | 35:00 |
| 12 | TRAVNIKOVA Olga | | | | | | | | | | | | | | | | | |
| 15 | ILYUKHINA Yelena | 4/7 | 57 | 1/1 | | 3/5 | | 0/1 | | 3 | 3 | | 1 | | | | | 55:34 |
| 16 | PARFENOVA Tatiana | | | | | | | | | | | | | | | | | 60:00 |
| 17 | KUBRINA Natalya | 1/4 | 25 | | 1/1 | 0/1 | | 0/2 | | | 2 | 1 | | | | | | 60:00 |
| 19 | YAKOVLEVA Natalya | 2/6 | 33 | | | 2/5 | | | 0/1 | 2 | 5 | | | | | 1 | | 23:15 |
| 20 | VASSILYEVA Yana | 0/1 | 0 | | | | | 0/1 | | | 1 | | | 1 | 3 | 1 | | 30:35 |
| 21 | AJIDERSKAYA Olga | 7/15 | 47 | 1/2 | | 4/9 | 2/4 | | | 1 | 3 | 2 | 2 | | | | | 47:03 |
| 22 | MARKOVICH Yuliya | 0/1 | 0 | | | | | | 0/1 | | | | | | | | | 24:13 |
| 24 | TYAPKOVA Yekaterina | 1/4 | 25 | 1/1 | | 0/3 | | | | | 4 | | 1 | 1 | | | | 24:34 |
| | Bench/Team | | | | | | | | | | | | | | | | | |
| Totals | | 18/46 | 39 | 3/5 | 2/3 | 9/24 | 3/7 | 1/5 | 0/2 | 7 | 20 | 5 | 7 | 3 | 4 | 1 | 0 | |

| Goalkeepers | | Total Shots | | 6m Shots | | Wing Shots | | 9m Shots | | 7m Shots | | Fast Breaks | | Breakthroughs | |
|---------------|-------------------|-------------|----|----------|----|------------|----|----------|----|----------|----|-------------|---|---------------|----|
| No. | Name | S/S | % | S/S | % | S/S | % | S/S | % | S/S | % | S/S | % | S/S | % |
| 12 | TRAVNIKOVA Olga | | | | | | | | | | | | | | |
| 16 | PARFENOVA Tatiana | 14/35 | 40 | 4/7 | 57 | 2/3 | 67 | 6/13 | 46 | 1/3 | 33 | 0/4 | 0 | 1/5 | 20 |
| Totals | | 14/35 | 40 | 4/7 | 57 | 2/3 | 67 | 6/13 | 46 | 1/3 | 33 | 0/4 | 0 | 1/5 | 20 |

| Team Shots | Goals | Saves | Missed | Post | Blocked | Total | % |
|---------------|-------|-------|--------|------|---------|-------|----|
| 6m Shots | 3 | 1 | 1 | 0 | 0 | 5 | 60 |
| Wing Shots | 2 | 1 | 0 | 0 | 0 | 3 | 67 |
| 9m Shots | 9 | 7 | 1 | 2 | 5 | 24 | 38 |
| 7m Shots | 3 | 3 | 0 | 1 | n/a | 7 | 43 |
| Fast Breaks | 1 | 2 | 1 | 1 | 0 | 5 | 20 |
| Breakthroughs | 0 | 2 | 0 | 0 | 0 | 2 | 0 |
| Totals | 18 | 16 | 3 | 4 | 5 | 46 | 39 |

Number of Attacks: 56, Scoring Efficiency: 32%



OSC GYMNASIUM
 奥体中心体育馆
 GYMNASE DU CSO

MON 星期一 LUN
 11 AUG 2008
 9:00

HANDBALL
 手球 / HANDBALL

WOMEN
 女子项目 / FEMMES

PRELIMINARY GROUP A - MATCH 7
 预赛A组 - 第7场 / PRÉLIMINAIRE GROUPE A - MATCH 7



MATCH TEAM STATISTICS
 参赛队技术统计 / STATISTIQUES DU MATCH PAR ÉQUIPE

KAZ 18 - 21 FRA
 (8 - 10) (10 - 11)

Referees: (9) BRETO V / (10) HUELIN J (ESP)

KAZ - Kazakhstan

Shots Distribution

| Players | | | Goals / Shots | | | |
|----------------|-----------------|------------------|----------------|--------------------|----------------|--------------|
| 2 NIKANDROVA X | 4 BORECHKO I | 5 PIKALOVA M | 7 ISKAKOVA G | 10 PORTOVA Y | 15 ILYUKHINA Y | 17 KUBRINA N |
| | | 1/1 0/1 | | | | |
| | | 1/1 | | 1/1 | 1/2 | 0/1 |
| 1-Post | | | | 1-Missed 1-Post | | 1-Post |
| 19 YAKOVLEVA N | 20 VASSILYEVA Y | 21 AJIDERSKAYA O | 22 MARKOVICH Y | 24 TYAPKOVA Y | | |
| | | 0/1 2/3 | | 1/1 | | |
| | | 0/1 0/1 | | | | |
| 0/2 2/2 | | 2/2 3/4 | | | | |
| 1-Post | 1-Missed | 3-Blocked | | 1-Missed 2-Blocked | | |

| Team | Offence | Defence | Goalkeepers | | | | | | | | | | | | | | | | | | |
|---|---------|---------|---|-----|-----|-----|-----|-----|------|-----|-----|---|-----|-----|-----|-----|-----|-----|-----|-----|-----|
| Goals / Shots | | | Saves / Shots | | | | | | | | | | | | | | | | | | |
| <table border="1"> <tr><td>2/3</td><td>0/1</td><td>2/5</td></tr> <tr><td>0/1</td><td></td><td>2/5</td></tr> <tr><td>5/7</td><td>0/2</td><td>7/10</td></tr> </table> 3-Missed 4-Post 5-Blocked | 2/3 | 0/1 | 2/5 | 0/1 | | 2/5 | 5/7 | 0/2 | 7/10 | | | <table border="1"> <tr><td>3/6</td><td>0/1</td><td>0/1</td></tr> <tr><td>4/5</td><td>2/2</td><td>0/2</td></tr> <tr><td>2/7</td><td>1/2</td><td>2/9</td></tr> </table> | 3/6 | 0/1 | 0/1 | 4/5 | 2/2 | 0/2 | 2/7 | 1/2 | 2/9 |
| 2/3 | 0/1 | 2/5 | | | | | | | | | | | | | | | | | | | |
| 0/1 | | 2/5 | | | | | | | | | | | | | | | | | | | |
| 5/7 | 0/2 | 7/10 | | | | | | | | | | | | | | | | | | | |
| 3/6 | 0/1 | 0/1 | | | | | | | | | | | | | | | | | | | |
| 4/5 | 2/2 | 0/2 | | | | | | | | | | | | | | | | | | | |
| 2/7 | 1/2 | 2/9 | | | | | | | | | | | | | | | | | | | |
| | | | 12 TRAVNIKOVA O <table border="1"> <tr><td></td><td></td><td></td></tr> <tr><td></td><td></td><td></td></tr> <tr><td></td><td></td><td></td></tr> </table> | | | | | | | | | | | | | | | | | | |
| | | | | | | | | | | | | | | | | | | | | | |
| | | | | | | | | | | | | | | | | | | | | | |
| | | | | | | | | | | | | | | | | | | | | | |
| | | | 16 PARFENOVA T <table border="1"> <tr><td>3/6</td><td>0/1</td><td>0/1</td></tr> <tr><td>4/5</td><td>2/2</td><td>0/2</td></tr> <tr><td>2/7</td><td>1/2</td><td>2/9</td></tr> </table> | 3/6 | 0/1 | 0/1 | 4/5 | 2/2 | 0/2 | 2/7 | 1/2 | 2/9 | | | | | | | | | |
| 3/6 | 0/1 | 0/1 | | | | | | | | | | | | | | | | | | | |
| 4/5 | 2/2 | 0/2 | | | | | | | | | | | | | | | | | | | |
| 2/7 | 1/2 | 2/9 | | | | | | | | | | | | | | | | | | | |



MATCH TEAM STATISTICS
参赛队技术统计 / STATISTIQUES DU MATCH PAR ÉQUIPE

KAZ 18 - 21 FRA
(8 - 10) (10 - 11)

Referees: (9) BRETO V / (10) HUELIN J (ESP)

FRA - France

| No. | Name | Shots | | | | | | | | Offence | | Defence | | Penalties | | | TP | | |
|---------------|----------------------------|-------|-----|------|------|------|-----|-----|-----|---------|----|---------|----|-----------|------|----|----|----|-------|
| | | G/S | % | 6m | Wing | 9m | 7m | FB | BT | AS | TF | ST | BS | YC | 2Min | RC | | EX | |
| 4 | KAMTO NJITAM Nina | 1/4 | 25 | 1/2 | 0/1 | | | | | 0/1 | | | 1 | | 1 | | | | 29:15 |
| 5 | AYGLON Camille | | | | | | | | | | | | | | | | | | |
| 8 | PECQUEUX-ROLLAND Veronique | 0/3 | 0 | 0/3 | | | | | | | | | | | | | | | 37:23 |
| 9 | BAUDOUIN Paule | 3/4 | 75 | | 1/1 | | 2/3 | | | | 1 | 1 | | | | | | | 36:56 |
| 10 | HERBRECHT Sophie | 1/7 | 14 | 1/2 | | 0/4 | 0/1 | | | | 3 | 3 | 1 | | | | | | 35:24 |
| 11 | CANO Stephanie | 3/3 | 100 | | | 1/1 | | 2/2 | | | | 2 | 1 | | | | | | 31:38 |
| 12 | LEYNAUD Amandine | | | | | | | | | | | | | | | | | | 25:55 |
| 13 | WENDLING Isabelle | | | | | | | | | | 1 | 2 | 3 | | | 1 | | | 34:33 |
| 16 | NICOLAS Valerie | | | | | | | | | | | | | | | | | | 34:05 |
| 19 | VANPARYS-TORRES Christine | 3/6 | 50 | | | 1/4 | | | 2/2 | | | 3 | | | | | | | 20:18 |
| 20 | TERVEL Raphaelle | 0/3 | 0 | 0/2 | 0/1 | | | | | | 1 | 2 | 2 | | 1 | | | | 46:21 |
| 21 | TOUNKARA Maakan | 2/3 | 67 | | | 0/1 | | 2/2 | | | | 1 | | | | | | | 28:16 |
| 23 | LACRABERE Alexandra | 6/10 | 60 | 1/1 | | 5/9 | | | | | | 2 | | | 1 | 1 | | | 32:08 |
| 24 | SIGNATE Mariama | 2/5 | 40 | | | 0/3 | | | 2/2 | 1 | | | 5 | | | 1 | | | 27:48 |
| | Bench/Team | | | | | | | | | | | | | | | | | | |
| Totals | | 21/48 | 44 | 3/10 | 1/3 | 7/22 | 2/4 | 4/4 | 4/5 | 7 | 16 | 8 | 5 | 3 | 3 | 0 | 0 | | |

| No. | Name | Total Shots | | 6m Shots | | Wing Shots | | 9m Shots | | 7m Shots | | Fast Breaks | | Breakthroughs | |
|---------------|------------------|-------------|----|----------|----|------------|----|----------|----|----------|----|-------------|----|---------------|-----|
| | | S/S | % | S/S | % | S/S | % | S/S | % | S/S | % | S/S | % | S/S | % |
| 12 | LEYNAUD Amandine | 9/15 | 60 | 1/2 | 50 | 0/1 | 0 | 4/7 | 57 | 2/3 | 67 | | | 2/2 | 100 |
| 16 | NICOLAS Valerie | 7/19 | 37 | 0/2 | 0 | 1/2 | 50 | 3/9 | 33 | 1/3 | 33 | 2/3 | 67 | | |
| Totals | | 16/34 | 47 | 1/4 | 25 | 1/3 | 33 | 7/16 | 44 | 3/6 | 50 | 2/3 | 67 | 2/2 | 100 |

| Team Shots | Goals | Saves | Missed | Post | Blocked | Total | % |
|---------------|-------|-------|--------|------|---------|-------|-----|
| 6m Shots | 3 | 4 | 1 | 2 | 0 | 10 | 30 |
| Wing Shots | 1 | 2 | 0 | 0 | 0 | 3 | 33 |
| 9m Shots | 7 | 6 | 1 | 1 | 7 | 22 | 32 |
| 7m Shots | 2 | 1 | 1 | 0 | n/a | 4 | 50 |
| Fast Breaks | 4 | 0 | 0 | 0 | 0 | 4 | 100 |
| Breakthroughs | 4 | 1 | 0 | 0 | 0 | 5 | 80 |
| Totals | 21 | 14 | 3 | 3 | 7 | 48 | 44 |

Number of Attacks: 56, Scoring Efficiency: 38%



MATCH TEAM STATISTICS
 参赛队技术统计 / STATISTIQUES DU MATCH PAR ÉQUIPE

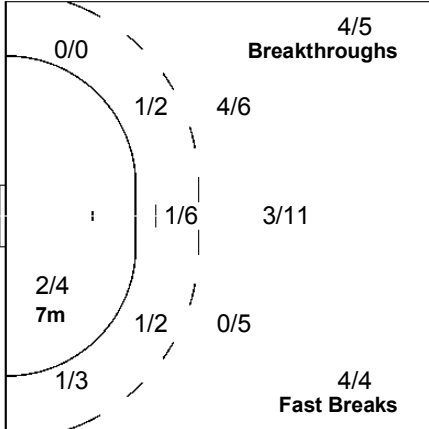
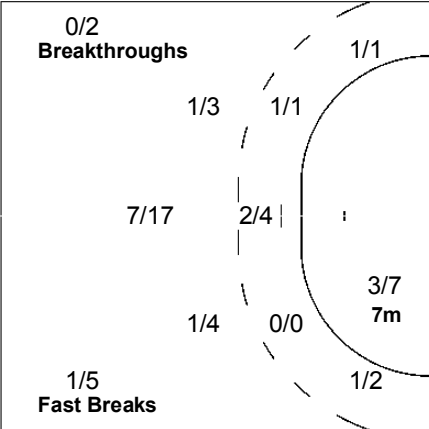
KAZ 18 - 21 FRA
 (8 - 10) (10 - 11)

Referees: (9) BRETO V / (10) HUELIN J (ESP)

FRA - France

Shots Distribution

| Players | | | Goals / Shots | | | |
|----------------------|-------------|----------------------|----------------|----------------|-----------|---------------|
| 4 KAMTO NJITAM N | 5 AYGLON C | 8 PECQUEUX-ROLLAND V | 9 BAUDOIN P | 10 HERBRECHT S | 11 CANO S | 13 WENDLING I |
| 1/2 | | | 1/1 | | | |
| | 0/1 | | | 1/1 | | |
| | | 0/1 0/1 | 1/1 | 0/1 | | 1/1 |
| | | | 1/1 | 0/1 | 1/1 | |
| 1-Post | | | 1-Missed | 1-Missed | 3-Blocked | |
| 19 VANPARYS-TORRES C | 20 TERVEL R | 21 TOUNKARA M | 23 LACRABERE A | 24 SIGNATE M | | |
| 1/1 | | | 1/2 | 0/1 | | |
| 0/1 | 0/1 0/1 | | 1/1 | | | |
| 1/1 | | 1/1 1/1 | 1/1 3/3 | | 2/4 | |
| 1-Post 1-Blocked | 1-Post | 1-Blocked 1-Missed | 2-Blocked | | | |

| Team | Offence | Defence | Goalkeepers | | | | | | | | | | | | | | | | | | | | | | | | | | | | | | | | | | | | |
|--|---------|---------|---------------|-----|-----|-----|-----|-----|-----|---|--|---|-----|-----|-----|-----|--|-----|-----|-----|------|--|--|-----|-----|--|-----|-----|-----|-----|-----|-----|-----|--|--|-----|-----|--|-----|
| Goals / Shots | | | Saves / Shots | | | | | | | | | | | | | | | | | | | | | | | | | | | | | | | | | | | | |
| <table border="1"> <tr><td>3/6</td><td>1/1</td><td>1/1</td></tr> <tr><td>1/5</td><td>0/2</td><td>2/2</td></tr> <tr><td>5/7</td><td>1/2</td><td>7/9</td></tr> </table> <p>3-Missed 3-Post 7-Blocked</p> | 3/6 | 1/1 | 1/1 | 1/5 | 0/2 | 2/2 | 5/7 | 1/2 | 7/9 |  |  | <table border="1"> <tr><td>1/3</td><td>1/1</td><td>3/5</td></tr> <tr><td>1/1</td><td></td><td>3/5</td></tr> <tr><td>2/7</td><td>2/2</td><td>3/10</td></tr> </table> <p>12 LEYNAUD A</p> <table border="1"> <tr><td></td><td></td><td>2/2</td></tr> <tr><td>1/1</td><td></td><td>2/2</td></tr> <tr><td>1/4</td><td>2/2</td><td>1/4</td></tr> </table> <p>16 NICOLAS V</p> <table border="1"> <tr><td>1/3</td><td>1/1</td><td>1/3</td></tr> <tr><td></td><td></td><td>1/3</td></tr> <tr><td>1/3</td><td></td><td>2/6</td></tr> </table> | 1/3 | 1/1 | 3/5 | 1/1 | | 3/5 | 2/7 | 2/2 | 3/10 | | | 2/2 | 1/1 | | 2/2 | 1/4 | 2/2 | 1/4 | 1/3 | 1/1 | 1/3 | | | 1/3 | 1/3 | | 2/6 |
| 3/6 | 1/1 | 1/1 | | | | | | | | | | | | | | | | | | | | | | | | | | | | | | | | | | | | | |
| 1/5 | 0/2 | 2/2 | | | | | | | | | | | | | | | | | | | | | | | | | | | | | | | | | | | | | |
| 5/7 | 1/2 | 7/9 | | | | | | | | | | | | | | | | | | | | | | | | | | | | | | | | | | | | | |
| 1/3 | 1/1 | 3/5 | | | | | | | | | | | | | | | | | | | | | | | | | | | | | | | | | | | | | |
| 1/1 | | 3/5 | | | | | | | | | | | | | | | | | | | | | | | | | | | | | | | | | | | | | |
| 2/7 | 2/2 | 3/10 | | | | | | | | | | | | | | | | | | | | | | | | | | | | | | | | | | | | | |
| | | 2/2 | | | | | | | | | | | | | | | | | | | | | | | | | | | | | | | | | | | | | |
| 1/1 | | 2/2 | | | | | | | | | | | | | | | | | | | | | | | | | | | | | | | | | | | | | |
| 1/4 | 2/2 | 1/4 | | | | | | | | | | | | | | | | | | | | | | | | | | | | | | | | | | | | | |
| 1/3 | 1/1 | 1/3 | | | | | | | | | | | | | | | | | | | | | | | | | | | | | | | | | | | | | |
| | | 1/3 | | | | | | | | | | | | | | | | | | | | | | | | | | | | | | | | | | | | | |
| 1/3 | | 2/6 | | | | | | | | | | | | | | | | | | | | | | | | | | | | | | | | | | | | | |

| Legend: | | | | | | | |
|---------|------------------|------|----------------------|------|---------------|-----|---------------|
| % | Efficiency | 2Min | 2 Minute Suspensions | 6m | 6-metre Shots | 7m | 7-metre Shots |
| AS | Assists | BS | Blocked Shots | BT | Breakthroughs | EX | Exclusions |
| G/S | Goals/Shots | n/a | not applicable | RC | Red Cards | S/S | Saves/Shots |
| TF | Technical Faults | TP | Time Played | Wing | Wing Shots | YC | Yellow Cards |
| | | | | | | 9m | 9-metre Shots |
| | | | | | | FB | Fast Breaks |
| | | | | | | ST | Steals |





RESULTS

比赛成绩 / RÉSULTATS

ANG 17 - 31 NOR
(6 - 14) (11 - 17)

Referees: (4) LIU S / (3) LIU F (CHN)

RUNNING SCORE
ANG - NOR

ANG - Angola

| Players | | Shots | | | | | | | | Penalties | | | |
|------------|-----------------------------------|-------|-----|-----|------|------|-----|-----|-----|-----------|------|----|----|
| No. | Name | G/S | % | 6m | Wing | 9m | 7m | FB | BT | YC | 2Min | RC | EX |
| 1 | TAVARES Maria Odete Sanches | 0/1 | 0 | | | | | 0/1 | | | | | |
| 2 | EDUARDO Maria Teresa Neto Joaquim | | | | | | | | | 1 | | | |
| 3 | BENGUE Ilda Maria | 3/12 | 25 | 0/2 | | 1/5 | 2/4 | 0/1 | | | | | |
| 4 | CARLOS Azenaide Danila Jose | 1/3 | 33 | | | 1/2 | 0/1 | | | | | | |
| 5 | TRINDADE Filomena Jose | 0/1 | 0 | | 0/1 | | | | | | 1 | | |
| 6 | CALANDULA Bombo Madalena | | | | | | | | | | | | |
| 8 | De ALMEIDA Nair Filipe Pires | 5/13 | 38 | 2/4 | | 0/4 | | | 3/5 | 1 | | | |
| 9 | DOMBAXI Wuta Waco Bige | 1/1 | 100 | | | | | | 1/1 | | 1 | | |
| 10 | FERNANDES Isabel Sambovo | 2/4 | 50 | | 1/1 | 0/2 | | 1/1 | | 1 | 1 | | |
| 12 | PEDRO Maria Rosa da Costa | | | | | | | | | | | | |
| 13 | KIALA Luisa | 1/6 | 17 | 0/1 | 0/1 | 1/4 | | | | | | | |
| 14 | BERNARDO Natalia Maria | 3/8 | 38 | 0/1 | 3/5 | | | 0/2 | | | | | |
| 15 | CAILO Elisabeth Jurema Faro | | | | | | | | | | | | |
| 17 | VIEGAS Elizabeth Amelia Basilio | 1/1 | 100 | 1/1 | | | | | | | | | |
| Bench/Team | | | | | | | | | | | | | |
| Totals | | 17/50 | 34 | 3/9 | 4/8 | 3/17 | 2/5 | 1/5 | 4/6 | 3 | 3 | 0 | 0 |

| Goalkeepers | | Saves | | | | | | | |
|-------------|-----------------------------|-------|----|-----|------|------|-----|------|-----|
| No. | Name | S/S | % | 6m | Wing | 9m | 7m | FB | BT |
| 1 | TAVARES Maria Odete Sanches | 4/20 | 20 | 0/3 | | 4/10 | 0/2 | 0/3 | 0/2 |
| 12 | PEDRO Maria Rosa da Costa | 5/20 | 25 | 0/4 | | 3/6 | 0/1 | 1/7 | 1/2 |
| Totals | | 9/40 | 23 | 0/7 | 0/0 | 7/16 | 0/3 | 1/10 | 1/4 |

NOR - Norway

| Players | | Shots | | | | | | | | Penalties | | | |
|------------|----------------------------|-------|-----|-----|------|------|-----|------|-----|-----------|------|----|----|
| No. | Name | G/S | % | 6m | Wing | 9m | 7m | FB | BT | YC | 2Min | RC | EX |
| 1 | GRIMSBOE Kari Aalvik | | | | | | | | | | | | |
| 3 | NYBERG Katja | 2/5 | 40 | | | 2/5 | | | | | 1 | | |
| 4 | AAMODT Ragnhild | 3/4 | 75 | 2/2 | 0/1 | | | 1/1 | | | | | |
| 5 | SNORROEGGEN Goeril | 2/4 | 50 | | | 1/3 | 1/1 | | | | | | |
| 6 | LYBEKK Else Marthe Soerlie | 2/2 | 100 | 2/2 | | | | | | 1 | | | |
| 7 | NOESTVOLD Tonje | 2/5 | 40 | 0/2 | | 2/3 | | | | | | | |
| 8 | BREIVANG Karoline Dyhre | 1/2 | 50 | | | | | 1/2 | | 1 | | | |
| 9 | LUNDE Kristine | 4/6 | 67 | | | 3/5 | | | 1/1 | | 1 | | |
| 10 | HAMMERSENG Gro | 2/3 | 67 | | | | 1/1 | 1/2 | | 1 | | | |
| 11 | JOHANSEN Kari Mette | 1/1 | 100 | | | | | 1/1 | | | | | |
| 13 | FRAFJORD Marit Malm | 1/1 | 100 | 1/1 | | | | | | | | | |
| 14 | LARSEN Tonje | 5/8 | 63 | 1/1 | | 1/3 | | 2/2 | 1/2 | | | | |
| 16 | HARALDSEN Katrine Lunde | | | | | | | | | | | | |
| 18 | RIEGELHUTH Linn-Kristin | 6/7 | 86 | 1/1 | | 0/1 | 1/1 | 3/3 | 1/1 | | | | |
| Bench/Team | | | | | | | | | | | | | |
| Totals | | 31/48 | 65 | 7/9 | 0/1 | 9/20 | 3/3 | 9/11 | 3/4 | 3 | 2 | 0 | 0 |

| Goalkeepers | | Saves | | | | | | | |
|-------------|-------------------------|-------|----|-----|------|-----|-----|-----|-----|
| No. | Name | S/S | % | 6m | Wing | 9m | 7m | FB | BT |
| 1 | GRIMSBOE Kari Aalvik | 4/10 | 40 | 0/2 | | 2/5 | 0/1 | 1/1 | 1/1 |
| 16 | HARALDSEN Katrine Lunde | 12/23 | 52 | 4/5 | 2/6 | 2/2 | 3/4 | 0/1 | 1/5 |
| Totals | | 16/33 | 48 | 4/7 | 2/6 | 4/7 | 3/5 | 1/2 | 2/6 |

1st Half

FERNANDES IS 1 (1') 0
 1 (2') 1 LYBEKK EMS
 1 (3') 2 AAMODT R
 1 (3') 3 AAMODT R
 1 (4') 4 BREIVANG KD
 1 (6') 5 HAMMERSENG G
 1 (7') 6 HAMMERSENG G
 1 (7') 7 LARSEN T
 1 (10') 8 LARSEN T

FERNANDES IS 2 (11') 8
 De ALMEIDA N 3 (12') 8
 3 (14') 9 LUNDE K
 De ALMEIDA N 4 (17') 9
 4 (22') 10 LARSEN T
 BENGUE IM 5 (23') 10
 5 (24') 11 LARSEN T
 5 (25') 12 SNORROEGGEN G
 CARLOS ADJ 6 (25') 12
 6 (30') 13 FRAFJORD MM
 6 (30') 14 RIEGELHUTH L

2nd Half

6 (31') 15 NYBERG K
 De ALMEIDA N 7 (31') 15
 7 (33') 16 NYBERG K
 BERNARDO NM 8 (33') 16
 8 (34') 17 RIEGELHUTH L
 BENGUE IM 9 (35') 17
 9 (35') 18 LARSEN T
 9 (38') 19 NOESTVOLD T
 9 (39') 20 NOESTVOLD T
 9 (40') 21 RIEGELHUTH L
 BERNARDO NM 10 (41') 21
 De ALMEIDA N 11 (43') 21
 11 (44') 22 LUNDE K
 11 (44') 23 RIEGELHUTH L
 BERNARDO NM 12 (45') 23
 De ALMEIDA N 13 (45') 23
 13 (46') 24 LUNDE K
 13 (48') 25 AAMODT R
 13 (49') 26 LYBEKK EMS
 DOMBAXI WWB 14 (51') 26
 14 (53') 27 LUNDE K
 BENGUE IM 15 (54') 27
 VIEGAS EAB 16 (55') 27
 KIALA L 17 (56') 27
 17 (57') 28 RIEGELHUTH L
 17 (57') 29 JOHANSEN KM
 17 (59') 30 RIEGELHUTH L
 17 (60') 31 SNORROEGGEN G

Legend:

| | | | | | | | | | |
|-----|---------------|------|----------------------|----|---------------|-----|---------------|----|---------------|
| % | Efficiency | 2Min | 2 Minute Suspensions | 6m | 6-metre Shots | 7m | 7-metre Shots | 9m | 9-metre Shots |
| BT | Breakthroughs | EX | Exclusions | FB | Fast Breaks | G/S | Goals/Shots | RC | Red Cards |
| S/S | Saves/Shots | Wing | Wing Shots | YC | Yellow Cards | | | | |



MATCH TEAM STATISTICS

参赛队技术统计 / STATISTIQUES DU MATCH PAR ÉQUIPE

ANG 17 - 31 NOR

(6 - 14) (11 - 17)

Referees: (4) LIU S / (3) LIU F (CHN)

ANG - Angola

| No. | Name | Shots | | | | | | | | Offence | | Defence | | | Penalties | | | TP |
|---------------|-----------------------------------|-------|-----|-----|------|------|-----|-----|-----|---------|----|---------|----|----|-----------|----|----|-------|
| | | G/S | % | 6m | Wing | 9m | 7m | FB | BT | AS | TF | ST | BS | YC | 2Min | RC | EX | |
| 1 | TAVARES Maria Odete Sanches | 0/1 | 0 | | | | | 0/1 | | | 1 | 1 | | | | | | 27:54 |
| 2 | EDUARDO Maria Teresa Neto Joaquim | | | | | | | | | 1 | 3 | 1 | | 1 | | | | 42:30 |
| 3 | BENGUE Ilda Maria | 3/12 | 25 | 0/2 | | 1/5 | 2/4 | 0/1 | | | 2 | | | | | | | 40:12 |
| 4 | CARLOS Azenaide Danila Jose | 1/3 | 33 | | | 1/2 | 0/1 | | | | 2 | 1 | | | | | | 27:09 |
| 5 | TRINDADE Filomena Jose | 0/1 | 0 | | 0/1 | | | | | 1 | 2 | | | | | 1 | | 42:32 |
| 6 | CALANDULA Bombo Madalena | | | | | | | | | | | | | | | | | |
| 8 | De ALMEIDA Nair Filipe Pires | 5/13 | 38 | 2/4 | | 0/4 | | | 3/5 | | 1 | 1 | 1 | 1 | | | | 47:48 |
| 9 | DOMBAXI Wuta Waco Bige | 1/1 | 100 | | | | | | 1/1 | | 1 | | | | | 1 | | 10:58 |
| 10 | FERNANDES Isabel Sambovo | 2/4 | 50 | | 1/1 | 0/2 | | 1/1 | | | 2 | | | 1 | 1 | | | 35:47 |
| 12 | PEDRO Maria Rosa da Costa | | | | | | | | | | | 1 | | | | | | 32:06 |
| 13 | KIALA Luisa | 1/6 | 17 | 0/1 | 0/1 | 1/4 | | | | 2 | 5 | | | | | | | 39:59 |
| 14 | BERNARDO Natalia Maria | 3/8 | 38 | 0/1 | 3/5 | | | 0/2 | | | 1 | 1 | | | | | | 39:25 |
| 15 | CAILO Elisabeth Jurema Faro | | | | | | | | | | | | | | | | | |
| 17 | VIEGAS Elizabeth Amelia Basilio | 1/1 | 100 | 1/1 | | | | | | 1 | | | 1 | | | | | 33:40 |
| | Bench/Team | | | | | | | | | | | | | | | | | |
| Totals | | 17/50 | 34 | 3/9 | 4/8 | 3/17 | 2/5 | 1/5 | 4/6 | 5 | 20 | 6 | 2 | 3 | 3 | 0 | 0 | |

| No. | Name | Total Shots | | 6m Shots | | Wing Shots | | 9m Shots | | 7m Shots | | Fast Breaks | | Breakthroughs | |
|---------------|-----------------------------|-------------|----|----------|---|------------|---|----------|----|----------|---|-------------|----|---------------|----|
| | | S/S | % | S/S | % | S/S | % | S/S | % | S/S | % | S/S | % | S/S | % |
| 1 | TAVARES Maria Odete Sanches | 4/20 | 20 | 0/3 | 0 | | | 4/10 | 40 | 0/2 | 0 | 0/3 | 0 | 0/2 | 0 |
| 12 | PEDRO Maria Rosa da Costa | 5/20 | 25 | 0/4 | 0 | | | 3/6 | 50 | 0/1 | 0 | 1/7 | 14 | 1/2 | 50 |
| Totals | | 9/40 | 23 | 0/7 | 0 | 0/0 | 0 | 7/16 | 44 | 0/3 | 0 | 1/10 | 10 | 1/4 | 25 |

| Team Shots | Goals | Saves | Missed | Post | Blocked | Total | % |
|---------------|-------|-------|--------|------|---------|-------|----|
| 6m Shots | 3 | 4 | 1 | 1 | 0 | 9 | 33 |
| Wing Shots | 4 | 2 | 2 | 0 | 0 | 8 | 50 |
| 9m Shots | 3 | 4 | 4 | 1 | 5 | 17 | 18 |
| 7m Shots | 2 | 3 | 0 | 0 | n/a | 5 | 40 |
| Fast Breaks | 1 | 1 | 1 | 2 | 0 | 5 | 20 |
| Breakthroughs | 4 | 2 | 0 | 0 | 0 | 6 | 67 |
| Totals | 17 | 16 | 8 | 4 | 5 | 50 | 34 |

Number of Attacks: 64, Scoring Efficiency: 27%



OSC GYMNASIUM
 奥体中心体育馆
 GYMNASE DU CSO

MON 星期一 LUN
 11 AUG 2008
 14:00

HANDBALL
 手球 / HANDBALL

WOMEN
 女子项目 / FEMMES

PRELIMINARY GROUP A - MATCH 9
 预赛A组 - 第9场 / PRÉLIMINAIRE GROUPE A - MATCH 9



MATCH TEAM STATISTICS
 参赛队技术统计 / STATISTIQUES DU MATCH PAR ÉQUIPE

ANG 17 - 31 NOR
 (6 - 14) (11 - 17)

Referees: (4) LIU S / (3) LIU F (CHN)

ANG - Angola

Shots Distribution

| Players | | | Goals / Shots | | | |
|-----------------|---------------------------|--------------------|---------------|----------------|---------------------------|---------------|
| 2 EDUARDO M | 3 BENGUE IM | 4 CARLOS ADJ | 5 TRINDADE FJ | 6 CALANDULA BM | 8 De ALMEIDA N | 9 DOMBAXI WWB |
| | 1/1 0/1 | 0/1 | | | 1/1 | |
| | 2/2 0/3 | 1/1 | | | 1/2 | |
| | 2-Missed 1-Post 2-Blocked | 1-Blocked 1-Missed | | | 3-Missed 1-Post 1-Blocked | |
| 10 FERNANDES IS | 13 KIALA L | 14 BERNARDO NM | 15 CAILO EJJ | 17 VIEGAS EAB | | |
| 0/1 1/1 | 0/1 | 0/1 | | | | |
| 0/1 1/1 | 1/1 0/1 | 1/3 2/2 | | | | |
| 1-Missed | 1-Blocked | 2-Post | | | | |

| Team | Offence | Defence | Goalkeepers |
|---------------------------|---------------------|-------------------|---------------|
| Goals / Shots | | | Saves / Shots |
| 2/3 0/3 1/2 | 4/6 Breakthroughs | 3/4 Breakthroughs | 2/5 1/4 0/3 |
| 1/3 0/1 1/2 | 0/1 0/2 1/2 | 2/6 0/0 | 1/3 0/3 |
| 6/6 1/4 5/9 | 2/3 2/10 | 6/10 6/6 | 1/8 2/4 2/10 |
| 8-Missed 4-Post 5-Blocked | 2/5 7m 1/4 0/5 | 1/4 1/3 | 1 TAVARES MOS |
| | 4/7 1/5 Fast Breaks | 9/11 Fast Breaks | 0/1 1/3 0/1 |
| | | | 0/2 |
| | | | 1/5 2/2 0/6 |
| | | | 12 PEDRO MRDC |
| | | | 2/4 0/1 0/2 |
| | | | 1/1 0/3 |
| | | | 0/3 0/2 2/4 |



MATCH TEAM STATISTICS

参赛队技术统计 / STATISTIQUES DU MATCH PAR ÉQUIPE

ANG 17 - 31 NOR

(6 - 14) (11 - 17)

Referees: (4) LIU S / (3) LIU F (CHN)

NOR - Norway

| No. | Name | Shots | | | | | | | | Offence | | Defence | | Penalties | | | TP | |
|---------------|----------------------------|-------|-----|-----|------|------|-----|------|-----|---------|----|---------|----|-----------|------|----|----|-------|
| | | G/S | % | 6m | Wing | 9m | 7m | FB | BT | AS | TF | ST | BS | YC | 2Min | RC | | EX |
| 1 | GRIMSBOE Kari Aalvik | | | | | | | | | | | 1 | | | | | | 19:52 |
| 3 | NYBERG Katja | 2/5 | 40 | | | 2/5 | | | | | 3 | 1 | | | 1 | | | 28:32 |
| 4 | AAMODT Ragnhild | 3/4 | 75 | 2/2 | 0/1 | | | 1/1 | | | | | | | | | | 36:44 |
| 5 | SNORROEGGEN Goeril | 2/4 | 50 | | | 1/3 | 1/1 | | | 2 | 2 | | | | | | | 36:48 |
| 6 | LYBEKK Else Marthe Soerlie | 2/2 | 100 | 2/2 | | | | | | 1 | | | 1 | 1 | | | | 31:21 |
| 7 | NOESTVOLD Tonje | 2/5 | 40 | 0/2 | | 2/3 | | | | | | | | | | | | 15:57 |
| 8 | BREIVANG Karoline Dyhre | 1/2 | 50 | | | | | 1/2 | | 2 | 1 | 2 | 1 | 1 | | | | 24:04 |
| 9 | LUNDE Kristine | 4/6 | 67 | | | 3/5 | | | 1/1 | 2 | 3 | 1 | 1 | | 1 | | | 42:56 |
| 10 | HAMMERSENG Gro | 2/3 | 67 | | | | 1/1 | 1/2 | | | | | | 1 | | | | 14:02 |
| 11 | JOHANSEN Kari Mette | 1/1 | 100 | | | | | 1/1 | | | 1 | 1 | | | | | | 42:06 |
| 13 | FRAFJORD Marit Malm | 1/1 | 100 | 1/1 | | | | | | | 1 | | 1 | | | | | 25:28 |
| 14 | LARSEN Tonje | 5/8 | 63 | 1/1 | | 1/3 | | 2/2 | 1/2 | 3 | 3 | 1 | 1 | | | | | 34:52 |
| 16 | HARALDSEN Katrine Lunde | | | | | | | | | 1 | 1 | | | | | | | 38:42 |
| 18 | RIEGELHUTH Linn-Kristin | 6/7 | 86 | 1/1 | | 0/1 | 1/1 | 3/3 | 1/1 | 1 | 1 | | | | | | | 28:36 |
| | Bench/Team | | | | | | | | | | | | | | | | | |
| Totals | | 31/48 | 65 | 7/9 | 0/1 | 9/20 | 3/3 | 9/11 | 3/4 | 12 | 17 | 6 | 5 | 3 | 2 | 0 | 0 | |

| No. | Name | Total Shots | | 6m Shots | | Wing Shots | | 9m Shots | | 7m Shots | | Fast Breaks | | Breakthroughs | |
|---------------|-------------------------|-------------|----|----------|----|------------|----|----------|-----|----------|----|-------------|-----|---------------|-----|
| | | S/S | % | S/S | % | S/S | % | S/S | % | S/S | % | S/S | % | S/S | % |
| 1 | GRIMSBOE Kari Aalvik | 4/10 | 40 | 0/2 | 0 | | | 2/5 | 40 | 0/1 | 0 | 1/1 | 100 | 1/1 | 100 |
| 16 | HARALDSEN Katrine Lunde | 12/23 | 52 | 4/5 | 80 | 2/6 | 33 | 2/2 | 100 | 3/4 | 75 | 0/1 | 0 | 1/5 | 20 |
| Totals | | 16/33 | 48 | 4/7 | 57 | 2/6 | 33 | 4/7 | 57 | 3/5 | 60 | 1/2 | 50 | 2/6 | 33 |

| Team Shots | Goals | Saves | Missed | Post | Blocked | Total | % |
|---------------|-------|-------|--------|------|---------|-------|-----|
| 6m Shots | 7 | 0 | 1 | 1 | 0 | 9 | 78 |
| Wing Shots | 0 | 0 | 1 | 0 | 0 | 1 | 0 |
| 9m Shots | 9 | 7 | 1 | 1 | 2 | 20 | 45 |
| 7m Shots | 3 | 0 | 0 | 0 | n/a | 3 | 100 |
| Fast Breaks | 9 | 1 | 1 | 0 | 0 | 11 | 82 |
| Breakthroughs | 3 | 1 | 0 | 0 | 0 | 4 | 75 |
| Totals | 31 | 9 | 4 | 2 | 2 | 48 | 65 |

Number of Attacks: 64, Scoring Efficiency: 48%



OSC GYMNASIUM
 奥体中心体育馆
 GYMNASE DU CSO

MON 星期一 LUN
 11 AUG 2008
 14:00

HANDBALL
 手球 / HANDBALL

WOMEN
 女子项目 / FEMMES

PRELIMINARY GROUP A - MATCH 9
 预赛A组 - 第9场 / PRÉLIMINAIRE GROUPE A - MATCH 9



MATCH TEAM STATISTICS
 参赛队技术统计 / STATISTIQUES DU MATCH PAR ÉQUIPE

ANG 17 - 31 NOR
 (6 - 14) (11 - 17)

Referees: (4) LIU S / (3) LIU F (CHN)

NOR - Norway

Shots Distribution

| Players | | | Goals / Shots | | | |
|-----------------|----------------|-----------------|---------------|-----------------|---------------|-----------|
| 3 NYBERG K | 4 AAMODT R | 5 SNORROEGGEN G | 6 LYBEKK EMS | 7 NOESTVOLD T | 8 BREIVANG KD | 9 LUNDE K |
| 1/1 | | 1/1 | 1/1 | | | 1/1 |
| 0/1 | 1/1 | 1/1 | | 2/2 | 1/1 | 1/1 |
| 0/1 | 1/1 | 0/1 | 1/1 | | | 1/1 |
| | 1-Missed | 1-Blocked | | 2-Missed 1-Post | 1-Missed | 1-Post |
| 10 HAMMERSENG G | 11 JOHANSEN KM | 13 FRAFJORD MM | 14 LARSEN T | 18 RIEGELHUTH L | | |
| 1/2 | | 1/1 | 0/1 | 1/1 | 1/2 | |
| | | | | 2/2 | | |
| | 1/1 | | 1/1 | 1/2 | | 1/1 |
| | | | 1-Blocked | 3/3 | | |

| Team | Offence | Defence | Goalkeepers |
|---------------|------------------|-------------------|-----------------|
| Goals / Shots | | | Saves / Shots |
| 3/5 | 3/4 | 3/3 | 1/3 |
| 2/3 | | 3/3 | 2/3 |
| 7/8 | 2/4 | 8/10 | 0/6 |
| 4-Missed | 2-Post | 2-Blocked | |
| | 0/1 | 3/4 Breakthroughs | 1 GRIMSBOE KA |
| | 1/3 | 4/6 Breakthroughs | 0/1 |
| | 1/4 | 0/5 | 1/1 |
| | 6/6 | 2/10 | 0/2 |
| | 6/10 | 2/3 | 1/1 |
| | 0/0 | 1/2 | 1/1 |
| | 2/6 | 0/2 | 1/3 |
| | 9/11 Fast Breaks | 1/5 Fast Breaks | 16 HARALDSEN KL |
| | | | 1/2 |
| | | | 1/2 |
| | | | 0/4 |

| Legend: | | | | | | | |
|---------|------------------|------|----------------------|------|---------------|-----|---------------|
| % | Efficiency | 2Min | 2 Minute Suspensions | 6m | 6-metre Shots | 7m | 7-metre Shots |
| AS | Assists | BS | Blocked Shots | BT | Breakthroughs | EX | Exclusions |
| G/S | Goals/Shots | n/a | not applicable | RC | Red Cards | S/S | Saves/Shots |
| TF | Technical Faults | TP | Time Played | Wing | Wing Shots | YC | Yellow Cards |
| | | | | | | 9m | 9-metre Shots |
| | | | | | | FB | Fast Breaks |
| | | | | | | ST | Steals |





RESULTS

比赛成绩 / RÉSULTATS

CHN 20 - 34 ROU (11 - 17) (9 - 17)

Referees: (29) LIUDOWYK A / (30) VAKULA V (UKR)

CHN - China

| Players | | Shots | | | | | | | | Penalties | | | |
|---------|---------------|-------|-----|-----|------|------|-----|-----|-----|-----------|------|----|----|
| No. | Name | G/S | % | 6m | Wing | 9m | 7m | FB | BT | YC | 2Min | RC | EX |
| 1 | LIU Guini | | | | | | | | | | 1 | | |
| 2 | WEI Qiuxiang | 6/6 | 100 | | | | 4/4 | 2/2 | | | | | |
| 3 | LIU Yun | 4/6 | 67 | 2/2 | | | 2/4 | | | | | | |
| 9 | WANG Min | | | | | | | | | | | | |
| 10 | WANG Shasha | 0/5 | 0 | | | 0/3 | | | 0/2 | 1 | | | |
| 12 | HUANG Hong | | | | | | | | | | | | |
| 13 | WU Yanan | | | | | | | | | 1 | | | |
| 14 | LIU Xiaomei | 4/15 | 27 | | | 2/12 | | 1/2 | 1/1 | | | | |
| 15 | SUN Laimiao | 2/2 | 100 | | | | | 2/2 | | | | | |
| 18 | WU Wenjuan | 0/3 | 0 | | | 0/2 | | | 0/1 | | 1 | | |
| 19 | LI Weiwei | | | | | | | | | | | | |
| 21 | LI Bing | 3/6 | 50 | | | 1/3 | | | 2/3 | 1 | 1 | | |
| 22 | HUANG Dongjie | 0/3 | 0 | | 0/1 | | | 0/1 | 0/1 | | | | |
| 23 | YAN Meizhu | 1/4 | 25 | | | 0/3 | | 1/1 | | | | | |
| | Bench/Team | | | | | | | | | | | | |
| | Totals | 20/50 | 40 | 2/2 | 0/1 | 3/23 | 6/8 | 6/8 | 3/8 | 3 | 3 | 0 | 0 |

| Goalkeepers | | Saves | | | | | | | |
|-------------|------------|-------|----|-----|------|------|-----|-----|-----|
| No. | Name | S/S | % | 6m | Wing | 9m | 7m | FB | BT |
| 1 | LIU Guini | 2/8 | 25 | 0/1 | 0/2 | 1/2 | 1/2 | | 0/1 |
| 12 | HUANG Hong | 4/32 | 13 | 0/6 | 0/2 | 2/12 | 0/2 | 2/8 | 0/2 |
| | Totals | 6/40 | 15 | 0/7 | 0/4 | 3/14 | 1/4 | 2/8 | 0/3 |

ROU - Romania

| Players | | Shots | | | | | | | | Penalties | | | |
|---------|--------------------------|-------|-----|-----|------|-------|-----|-----|-----|-----------|------|----|----|
| No. | Name | G/S | % | 6m | Wing | 9m | 7m | FB | BT | YC | 2Min | RC | EX |
| 1 | PISLARU Tereza | | | | | | | | | | | | |
| 2 | MAIER Ramona | 8/8 | 100 | 1/1 | 2/2 | | 3/3 | 2/2 | | | | | |
| 4 | BIRSAN Florina | | | | | | | | | | | | |
| 5 | AMARIEI Carmen | 9/10 | 90 | 2/2 | | 7/8 | | | | | 2 | | |
| 7 | OLTEANU Adriana | 1/2 | 50 | | 1/1 | | | 0/1 | | | | | |
| 8 | NEAGU Cristina Georgiana | 0/2 | 0 | | | 0/2 | | | | | 1 | | |
| 9 | BRADEANU Aurelia | 4/7 | 57 | | | 2/5 | | 1/1 | 1/1 | | | | |
| 10 | STANCA Ionela | 6/6 | 100 | 3/3 | | | | 2/2 | 1/1 | 1 | | | |
| 12 | TOLNAI Talida | | | | | | | | | | | | |
| 15 | ELISEI Neli | 1/3 | 33 | | 1/1 | 0/1 | | 0/1 | | 1 | | | |
| 16 | DINU Luminita | | | | | | | | | | | | |
| 18 | MEIROSU Laura | 2/3 | 67 | | | 0/1 | | 1/1 | 1/1 | 1 | 2 | | |
| 19 | BESE Valeria | 2/2 | 100 | 1/1 | | 1/1 | | | | | | | |
| 99 | LECUSANU Narcisa | 1/2 | 50 | | | 1/1 | 0/1 | | | | | | |
| | Bench/Team | | | | | | | | | | | | |
| | Totals | 34/45 | 76 | 7/7 | 4/4 | 11/19 | 3/4 | 6/8 | 3/3 | 3 | 5 | 0 | 0 |

| Goalkeepers | | Saves | | | | | | | |
|-------------|----------------|-------|----|-----|------|------|-----|-----|-----|
| No. | Name | S/S | % | 6m | Wing | 9m | 7m | FB | BT |
| 1 | PISLARU Tereza | 2/5 | 40 | | | 1/1 | 0/1 | 0/1 | 1/2 |
| 12 | TOLNAI Talida | 0/1 | 0 | | | | | 0/1 | |
| 16 | DINU Luminita | 12/28 | 43 | 0/2 | 1/1 | 6/9 | 0/4 | 2/7 | 3/5 |
| | Totals | 14/34 | 41 | 0/2 | 1/1 | 7/10 | 0/6 | 2/8 | 4/7 |

RUNNING SCORE CHN - ROU

1st Half

| | |
|-------------|------------|
| 0 (2') 1 | MEIROSU L |
| 0 (3') 2 | AMARIEI C |
| 0 (4') 3 | STANCA I |
| 0 (8') 4 | STANCA I |
| 1 (7') 4 | LIU Y |
| 2 (8') 4 | LI B |
| 2 (9') 5 | STANCA I |
| 3 (10') 5 | LIU Y |
| 3 (11') 6 | AMARIEI C |
| 4 (12') 6 | WEI Q |
| 4 (13') 7 | AMARIEI C |
| 5 (13') 7 | LIU X |
| 6 (14') 7 | SUN L |
| 6 (15') 8 | STANCA I |
| 6 (15') 9 | MEIROSU L |
| 6 (17') 10 | MAIER R |
| 6 (17') 11 | BRADEANU A |
| 6 (19') 12 | BRADEANU A |
| 7 (20') 12 | LIU X |
| 7 (21') 13 | AMARIEI C |
| 7 (22') 14 | STANCA I |
| 8 (23') 14 | WEI Q |
| 8 (23') 15 | BESE V |
| 8 (25') 16 | AMARIEI C |
| 9 (27') 16 | SUN L |
| 9 (27') 17 | AMARIEI C |
| 10 (28') 17 | LI B |
| 11 (29') 17 | LIU Y |

2nd Half

| | |
|-------------|------------|
| 12 (31') 17 | WEI Q |
| 12 (35') 18 | OLTEANU A |
| 13 (36') 18 | WEI Q |
| 14 (38') 18 | LIU X |
| 14 (39') 19 | BESE V |
| 15 (39') 19 | LIU X |
| 15 (40') 20 | MAIER R |
| 15 (41') 21 | BRADEANU A |
| 15 (43') 22 | MAIER R |
| 16 (43') 22 | WEI Q |
| 17 (45') 22 | WEI Q |
| 17 (46') 23 | MAIER R |
| 17 (50') 24 | MAIER R |
| 17 (50') 25 | MAIER R |
| 18 (51') 25 | LIU Y |
| 18 (52') 26 | AMARIEI C |
| 18 (52') 27 | MAIER R |
| 18 (54') 28 | STANCA I |
| 18 (55') 29 | MAIER R |
| 19 (56') 29 | YAN M |
| 19 (56') 30 | BRADEANU A |
| 19 (57') 31 | LECUSANU N |
| 19 (59') 32 | ELISEI N |
| 20 (59') 32 | LI B |
| 20 (60') 33 | AMARIEI C |
| 20 (60') 34 | AMARIEI C |

Legend:

| | | | | | | | | | |
|-----|---------------|------|----------------------|----|---------------|-----|---------------|----|---------------|
| % | Efficiency | 2Min | 2 Minute Suspensions | 6m | 6-metre Shots | 7m | 7-metre Shots | 9m | 9-metre Shots |
| BT | Breakthroughs | EX | Exclusions | FB | Fast Breaks | G/S | Goals/Shots | RC | Red Cards |
| S/S | Saves/Shots | Wing | Wing Shots | YC | Yellow Cards | | | | |



MATCH TEAM STATISTICS

参赛队技术统计 / STATISTIQUES DU MATCH PAR ÉQUIPE

CHN 20 - 34 ROU

(11 - 17) (9 - 17)

Referees: (29) LIUDOWYK A / (30) VAKULA V (UKR)

CHN - China

| Players | | Shots | | | | | | | | Offence | | Defence | | Penalties | | | | TP |
|---------------|---------------|-------|-----|-----|------|------|-----|-----|-----|---------|----|---------|----|-----------|------|----|----|-------|
| No. | Name | G/S | % | 6m | Wing | 9m | 7m | FB | BT | AS | TF | ST | BS | YC | 2Min | RC | EX | |
| 1 | LIU Guini | | | | | | | | | | | | | | | 1 | | 23:11 |
| 2 | WEI Qiuxiang | 6/6 | 100 | | | | 4/4 | 2/2 | | | | | | | | | | 60:00 |
| 3 | LIU Yun | 4/6 | 67 | 2/2 | | | 2/4 | | | 2 | 3 | | | | | | | 32:03 |
| 9 | WANG Min | | | | | | | | | | | | | | | | | 0:22 |
| 10 | WANG Shasha | 0/5 | 0 | | | 0/3 | | | 0/2 | 3 | 6 | | | 1 | | | | 49:25 |
| 12 | HUANG Hong | | | | | | | | | | | | | | | | | 38:49 |
| 13 | WU Yanan | | | | | | | | | | | | | 1 | | | | 30:00 |
| 14 | LIU Xiaomei | 4/15 | 27 | | | 2/12 | | 1/2 | 1/1 | 3 | 2 | 1 | | | | | | 54:18 |
| 15 | SUN Laimiao | 2/2 | 100 | | | | | 2/2 | | 1 | 1 | | | | | | | 26:05 |
| 18 | WU Wenjuan | 0/3 | 0 | | | 0/2 | | | 0/1 | | 2 | 2 | | | 1 | | | 28:09 |
| 19 | LI Weiwei | | | | | | | | | | | | | | | | | |
| 21 | LI Bing | 3/6 | 50 | | | 1/3 | | | 2/3 | 1 | 1 | 1 | 2 | 1 | 1 | | | 42:18 |
| 22 | HUANG Dongjie | 0/3 | 0 | | 0/1 | | | 0/1 | 0/1 | | | 1 | | | | | | 30:00 |
| 23 | YAN Meizhu | 1/4 | 25 | | | 0/3 | | 1/1 | | | | | | | | | | 5:20 |
| | Bench/Team | | | | | | | | | | | | | | | | | |
| Totals | | 20/50 | 40 | 2/2 | 0/1 | 3/23 | 6/8 | 6/8 | 3/8 | 10 | 15 | 5 | 2 | 3 | 3 | 0 | 0 | |

| Goalkeepers | | Total Shots | | 6m Shots | | Wing Shots | | 9m Shots | | 7m Shots | | Fast Breaks | | Breakthroughs | |
|---------------|------------|-------------|----|----------|---|------------|---|----------|----|----------|----|-------------|----|---------------|---|
| No. | Name | S/S | % | S/S | % | S/S | % | S/S | % | S/S | % | S/S | % | S/S | % |
| 1 | LIU Guini | 2/8 | 25 | 0/1 | 0 | 0/2 | 0 | 1/2 | 50 | 1/2 | 50 | | | 0/1 | 0 |
| 12 | HUANG Hong | 4/32 | 13 | 0/6 | 0 | 0/2 | 0 | 2/12 | 17 | 0/2 | 0 | 2/8 | 25 | 0/2 | 0 |
| Totals | | 6/40 | 15 | 0/7 | 0 | 0/4 | 0 | 3/14 | 21 | 1/4 | 25 | 2/8 | 25 | 0/3 | 0 |

| Team Shots | Goals | Saves | Missed | Post | Blocked | Total | % |
|---------------|-------|-------|--------|------|---------|-------|-----|
| 6m Shots | 2 | 0 | 0 | 0 | 0 | 2 | 100 |
| Wing Shots | 0 | 1 | 0 | 0 | 0 | 1 | 0 |
| 9m Shots | 3 | 7 | 0 | 5 | 8 | 23 | 13 |
| 7m Shots | 6 | 0 | 0 | 2 | n/a | 8 | 75 |
| Fast Breaks | 6 | 2 | 0 | 0 | 0 | 8 | 75 |
| Breakthroughs | 3 | 4 | 1 | 0 | 0 | 8 | 38 |
| Totals | 20 | 14 | 1 | 7 | 8 | 50 | 40 |

Number of Attacks: 59, Scoring Efficiency: 34%



OSC GYMNASIUM
 奥体中心体育馆
 GYMNASE DU CSO

MON 星期一 LUN
 11 AUG 2008
 19:00

HANDBALL
 手球 / HANDBALL

WOMEN
 女子项目 / FEMMES

PRELIMINARY GROUP A - MATCH 11
 预赛A组 - 第11场 / PRÉLIMINAIRE GROUPE A - MATCH 11



MATCH TEAM STATISTICS

参赛队技术统计 / STATISTIQUES DU MATCH PAR ÉQUIPE

CHN 20 - 34 ROU
 (11 - 17) (9 - 17)

Referees: (29) LIUDOWYK A / (30) VAKULA V (UKR)

CHN - China

Shots Distribution

Players
Goals / Shots

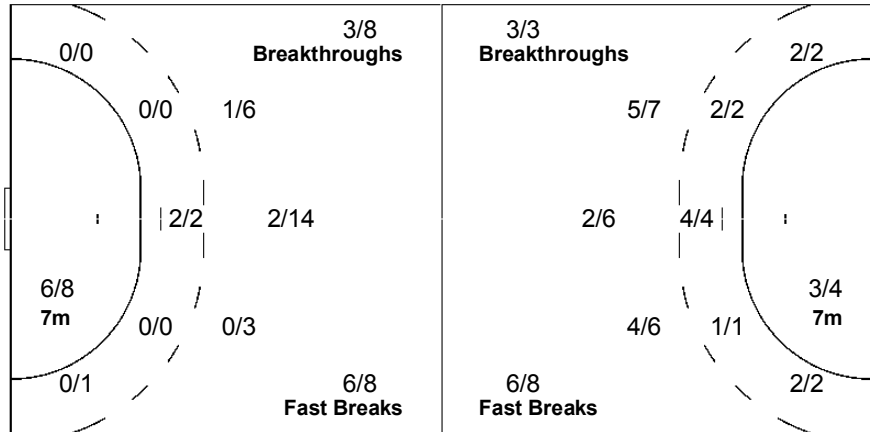
| | | | | | | | | | | | | | | | | | | | | |
|-----------|--|-----|---------|-----|-----|----------|--|--|-----------|-----|-----|---------|--|--|-----------|-----|-----|----------|-----|--|
| 2 WEI Q | | | 3 LIU Y | | | 9 WANG M | | | 10 WANG S | | | 13 WU Y | | | 14 LIU X | | | 15 SUN L | | |
| 1/1 | | 1/1 | 1/1 | | 1/1 | | | | | | | | | | 0/1 | | 1/1 | | 1/1 | |
| 1/1 | | 3/3 | 1/1 | 1/1 | | | | | | 0/1 | 0/1 | | | | 3/4 | 0/2 | | 1/1 | | |
| 1-Blocked | | | 2-Post | | | 1-Missed | | | 2-Post | | | 1-Post | | | 6-Blocked | | | | | |

| | | | | | | | | | | | | | | |
|-----------|-----|--|---------|--|--|---------|-----|-----|------------|-----|--|------------------|-----|--|
| 18 WU W | | | 19 LI W | | | 21 LI B | | | 22 HUANG D | | | 23 YAN M | | |
| | | | | | | | 0/1 | | | 0/1 | | | | |
| 0/1 | 0/1 | | | | | 1/2 | | 2/2 | | 0/1 | | 1/1 | 0/1 | |
| 1-Blocked | | | | | | 1-Post | | | | | | 1-Post 1-Blocked | | |

Team
Goals / Shots

| | | |
|------|-----|-----|
| | 1/3 | 1/1 |
| 2/3 | | 2/3 |
| 8/11 | 1/7 | 5/6 |

1-Missed 7-Post 8-Blocked



Goalkeepers
Saves / Shots

| | | |
|------|-----|------|
| 1/4 | 2/3 | 0/5 |
| 1/10 | 0/1 | 2/17 |

1 LIU G

| | | |
|-----|--|-----|
| | | 0/1 |
| 0/3 | | 2/4 |

12 HUANG H

| | | |
|-----|-----|------|
| 1/4 | 2/3 | 0/4 |
| 1/7 | 0/1 | 0/13 |



MATCH TEAM STATISTICS
参赛队技术统计 / STATISTIQUES DU MATCH PAR ÉQUIPE

CHN 20 - 34 ROU
(11 - 17) (9 - 17)

Referees: (29) LIUDOWYK A / (30) VAKULA V (UKR)

ROU - Romania

| No. | Name | Shots | | | | | | | | Offence | | Defence | | Penalties | | | TP | |
|---------------|--------------------------|-------|-----|-----|------|-------|-----|-----|-----|---------|----|---------|----|-----------|------|----|----|-------|
| | | G/S | % | 6m | Wing | 9m | 7m | FB | BT | AS | TF | ST | BS | YC | 2Min | RC | | EX |
| 1 | PISLARU Tereza | | | | | | | | | | | | | | | | | 6:49 |
| 2 | MAIER Ramona | 8/8 | 100 | 1/1 | 2/2 | | 3/3 | 2/2 | | | | | | | | | | 57:03 |
| 4 | BIRSAN Florina | | | | | | | | | | | | | | | | | 1:21 |
| 5 | AMARIEI Carmen | 9/10 | 90 | 2/2 | | 7/8 | | | | 4 | 4 | | | | 2 | | | 47:20 |
| 7 | OLTEANU Adriana | 1/2 | 50 | | 1/1 | | | 0/1 | | 1 | 1 | 1 | | | | | | 28:55 |
| 8 | NEAGU Cristina Georgiana | 0/2 | 0 | | | 0/2 | | | | | 1 | | 1 | | 1 | | | 18:51 |
| 9 | BRADEANU Aurelia | 4/7 | 57 | | | 2/5 | | 1/1 | 1/1 | | 1 | | | | | | | 29:27 |
| 10 | STANCA Ionela | 6/6 | 100 | 3/3 | | | | 2/2 | 1/1 | 7 | 3 | | | 1 | | | | 41:26 |
| 12 | TOLNAI Talida | | | | | | | | | | | | | | | | | 0:12 |
| 15 | ELISEI Neli | 1/3 | 33 | | 1/1 | 0/1 | | 0/1 | | | 2 | | | 1 | | | | 34:02 |
| 16 | DINU Luminita | | | | | | | | | | | | | | | | | 52:59 |
| 18 | MEIROSU Laura | 2/3 | 67 | | | 0/1 | | 1/1 | 1/1 | 1 | | | 3 | 1 | 2 | | | 32:24 |
| 19 | BESE Valeria | 2/2 | 100 | 1/1 | | 1/1 | | | | 2 | 3 | 1 | 4 | | | | | 54:18 |
| 99 | LECUSANU Narcisa | 1/2 | 50 | | | 1/1 | 0/1 | | | 1 | | | | | | | | 14:53 |
| | Bench/Team | | | | | | | | | | | | | | | | | |
| Totals | | 34/45 | 76 | 7/7 | 4/4 | 11/19 | 3/4 | 6/8 | 3/3 | 16 | 15 | 2 | 8 | 3 | 5 | 0 | 0 | |

| No. | Name | Total Shots | | 6m Shots | | Wing Shots | | 9m Shots | | 7m Shots | | Fast Breaks | | Breakthroughs | |
|---------------|----------------|-------------|----|----------|---|------------|-----|----------|-----|----------|---|-------------|----|---------------|----|
| | | S/S | % | S/S | % | S/S | % | S/S | % | S/S | % | S/S | % | S/S | % |
| 1 | PISLARU Tereza | 2/5 | 40 | | | | | 1/1 | 100 | 0/1 | 0 | 0/1 | 0 | 1/2 | 50 |
| 12 | TOLNAI Talida | 0/1 | 0 | | | | | | | 0/1 | 0 | | | | |
| 16 | DINU Luminita | 12/28 | 43 | 0/2 | 0 | 1/1 | 100 | 6/9 | 67 | 0/4 | 0 | 2/7 | 29 | 3/5 | 60 |
| Totals | | 14/34 | 41 | 0/2 | 0 | 1/1 | 100 | 7/10 | 70 | 0/6 | 0 | 2/8 | 25 | 4/7 | 57 |

| Team Shots | Goals | Saves | Missed | Post | Blocked | Total | % |
|---------------|-------|-------|--------|------|---------|-------|-----|
| 6m Shots | 7 | 0 | 0 | 0 | 0 | 7 | 100 |
| Wing Shots | 4 | 0 | 0 | 0 | 0 | 4 | 100 |
| 9m Shots | 11 | 3 | 2 | 1 | 2 | 19 | 58 |
| 7m Shots | 3 | 1 | 0 | 0 | n/a | 4 | 75 |
| Fast Breaks | 6 | 2 | 0 | 0 | 0 | 8 | 75 |
| Breakthroughs | 3 | 0 | 0 | 0 | 0 | 3 | 100 |
| Totals | 34 | 6 | 2 | 1 | 2 | 45 | 76 |

Number of Attacks: 59, Scoring Efficiency: 58%



MATCH TEAM STATISTICS

参赛队技术统计 / STATISTIQUES DU MATCH PAR ÉQUIPE

CHN 20 - 34 ROU

(11 - 17) (9 - 17)

Referees: (29) LIUDOWYK A / (30) VAKULA V (UKR)

ROU - Romania

Shots Distribution

Players

Goals / Shots

| 2 MAIER R | 4 BIRSAN F | 5 AMARIEI C | 7 OLTEANU A | 8 NEAGU CG | 9 BRADEANU A | 10 STANCA I |
|-----------|------------|-------------|-------------|------------|--------------------|-------------|
| 1/1 | | 2/2 1/1 | 0/1 | | 1/2 | 1/1 1/1 |
| 2/2 5/5 | | 2/2 1/1 3/3 | 1/1 | | 2/2 1/2 | 1/1 3/3 |
| | | 1-Post | | | 2-Blocked 1-Missed | |

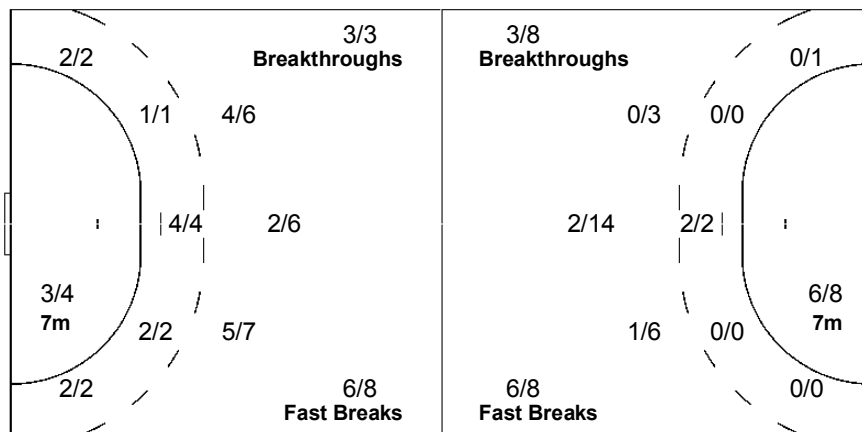
| 15 ELISEI N | 18 MEIROSU L | 19 BESE V | 99 LECUSANU N |
|-------------|--------------|-----------|---------------|
| 0/1 | | 1/1 | 1/1 |
| 0/1 1/1 | 2/2 | 1/1 | 0/1 |
| 1-Missed | | | |

Team

Goals / Shots

| | | |
|----------|--------|-----------|
| 3/4 | 1/3 | 5/5 |
| 9/10 | 1/1 | 15/17 |
| 2-Missed | 1-Post | 2-Blocked |

Offence



Defence

Goalkeepers

Saves / Shots

| | | |
|------|-----|-----|
| | 2/3 | 0/1 |
| 1/3 | | 1/3 |
| 3/11 | 6/7 | 1/6 |

1 PISLARU T

| | | |
|-----|-----|-----|
| | | |
| 0/1 | 2/2 | 0/2 |

12 TOLNAI T

| | | |
|-----|--|--|
| | | |
| 0/1 | | |

16 DINU L

| | | |
|------|-----|-----|
| | 2/3 | 0/1 |
| 1/2 | | 1/3 |
| 3/10 | 4/5 | 1/4 |

| Legend: | | 2Min | | 6m | | 7m | | 9m | |
|---------|------------------|------|--------------------|------|---------------|-----|---------------|----|---------------|
| % | Efficiency | 2 | Minute Suspensions | 6 | 6-metre Shots | 7 | 7-metre Shots | 9 | 9-metre Shots |
| AS | Assists | BS | Blocked Shots | BT | Breakthroughs | EX | Exclusions | FB | Fast Breaks |
| G/S | Goals/Shots | n/a | not applicable | RC | Red Cards | S/S | Saves/Shots | ST | Steals |
| TF | Technical Faults | TP | Time Played | Wing | Wing Shots | YC | Yellow Cards | | |



RESULTS

比赛成绩 / RÉSULTATS

ROU 34 - 26 FRA

(17 - 13) (17 - 13)

Referees: (13) LEMME F / (14) ULLRICH B (GER)

RUNNING SCORE

ROU - FRA

ROU - Romania

| Players | | Shots | | | | | | | | Penalties | | | |
|---------|--------------------------|-------|-----|-----|------|------|-----|-------|-----|-----------|------|----|----|
| No. | Name | G/S | % | 6m | Wing | 9m | 7m | FB | BT | YC | 2Min | RC | EX |
| 1 | PISLARU Tereza | | | | | | | | | | | | |
| 2 | MAIER Ramona | 11/15 | 73 | | 6/8 | | 0/1 | 5/6 | | | | | |
| 4 | BIRSAN Florina | 1/1 | 100 | 1/1 | | | | | | | | | |
| 5 | AMARIEI Carmen | 1/2 | 50 | | | 1/2 | | | | | | | |
| 7 | OLTEANU Adriana | 1/1 | 100 | | | | | 1/1 | | | | | |
| 8 | NEAGU Cristina Georgiana | 5/10 | 50 | 1/1 | | 2/6 | | 2/3 | | 1 | | | |
| 9 | BRADEANU Aurelia | 1/4 | 25 | | | 1/3 | | 0/1 | | | | | |
| 10 | STANCA Ionela | 4/7 | 57 | 1/3 | | | | 3/3 | 0/1 | | | | |
| 12 | TOLNAI Talida | | | | | | | | | | | | |
| 15 | ELISEI Neli | 4/7 | 57 | | 0/1 | 0/1 | 3/4 | 1/1 | | | | | |
| 16 | DINU Luminita | | | | | | | | | | 1 | | |
| 18 | MEIROSU Laura | 4/8 | 50 | 1/2 | | 1/4 | | | 2/2 | 1 | 2 | | |
| 19 | BESE Valeria | 2/4 | 50 | | | 0/1 | | | 2/3 | | | | |
| 99 | LECUSANU Narcisa | 0/1 | 0 | | | | 0/1 | | | | | | |
| | Bench/Team | | | | | | | | | 1 | | | |
| | Totals | 34/60 | 57 | 4/7 | 6/9 | 5/17 | 3/6 | 12/15 | 4/6 | 3 | 3 | 0 | 0 |

| Goalkeepers | | Saves | | | | | | | |
|-------------|----------------|-------|----|------|------|------|-----|-----|-----|
| No. | Name | S/S | % | 6m | Wing | 9m | 7m | FB | BT |
| 1 | PISLARU Tereza | 6/17 | 35 | 2/8 | 2/2 | 2/2 | 0/1 | 0/3 | 0/1 |
| 12 | TOLNAI Talida | 0/1 | 0 | | | | 0/1 | | |
| 16 | DINU Luminita | 10/24 | 42 | 0/3 | 2/5 | 7/10 | 1/2 | 0/3 | 0/1 |
| | Totals | 16/42 | 38 | 2/11 | 4/7 | 9/12 | 1/4 | 0/6 | 0/2 |

FRA - France

| Players | | Shots | | | | | | | | Penalties | | | |
|---------|----------------------------|-------|-----|------|------|------|-----|-----|-----|-----------|------|----|----|
| No. | Name | G/S | % | 6m | Wing | 9m | 7m | FB | BT | YC | 2Min | RC | EX |
| 4 | KAMTO NJITAM Nina | 2/2 | 100 | 2/2 | | | | | | | | | |
| 5 | AYGLON Camille | | | | | | | | | | | | |
| 8 | PECQUEUX-ROLLAND Veronique | 3/4 | 75 | 2/3 | | | | 1/1 | | 1 | 1 | | |
| 9 | BAUDOUIIN Paule | 2/6 | 33 | | 0/3 | 0/1 | 2/2 | | | | 2 | | |
| 10 | HERBRECHT Sophie | 4/13 | 31 | 1/2 | | 1/8 | 1/2 | 1/1 | | | | | |
| 11 | CANO Stephanie | | | | | | | | | | | | |
| 12 | LEYNAUD Amandine | | | | | | | | | | | | |
| 13 | WENDLING Isabelle | | | | | | | | | 1 | | | |
| 16 | NICOLAS Valerie | | | | | | | | | | | | |
| 19 | VANPARYS-TORRES Christine | 1/3 | 33 | | | 0/1 | | 1/1 | 0/1 | | 1 | | |
| 20 | TERVEL Raphaelle | 6/6 | 100 | | 3/3 | | | 2/2 | 1/1 | | | | |
| 21 | TOUNKARA Maakan | 3/4 | 75 | 3/3 | 0/1 | | | | | | | | |
| 23 | LACRABERE Alexandra | 2/7 | 29 | | | 1/6 | | 1/1 | | | | | |
| 24 | SIGNATE Mariama | 3/5 | 60 | 1/1 | | 1/3 | | | 1/1 | 1 | | | |
| | Bench/Team | | | | | | | | | | | | |
| | Totals | 26/50 | 52 | 9/11 | 3/7 | 3/19 | 3/4 | 6/6 | 2/3 | 3 | 4 | 0 | 0 |

| Goalkeepers | | Saves | | | | | | | |
|-------------|------------------|-------|----|-----|------|------|-----|------|-----|
| No. | Name | S/S | % | 6m | Wing | 9m | 7m | FB | BT |
| 12 | LEYNAUD Amandine | 10/27 | 37 | 0/2 | 1/3 | 5/9 | 1/3 | 2/7 | 1/3 |
| 16 | NICOLAS Valerie | 5/22 | 23 | 2/4 | 0/4 | 0/1 | 2/3 | 1/8 | 0/2 |
| | Totals | 15/49 | 31 | 2/6 | 1/7 | 5/10 | 3/6 | 3/15 | 1/5 |

| 1st Half | |
|-----------|------------------------------|
| | 0 (3') 1 TERVEL R |
| AMARIEI C | 1 (4') 1 |
| | 1 (6') 2 KAMTO NJITAM N |
| ELISEI N | 2 (7') 2 |
| | 2 (7') 3 LACRABERE A |
| MAIER R | 3 (9') 3 |
| MEIROSU L | 4 (10') 3 |
| MAIER R | 5 (11') 3 |
| | 5 (11') 4 TERVEL R |
| MAIER R | 6 (13') 4 |
| NEAGU CG | 7 (14') 4 |
| NEAGU CG | 8 (14') 4 |
| | 8 (15') 5 SIGNATE M |
| | 8 (16') 6 PECQUEUX-ROLLAND V |
| | 8 (16') 7 BAUDOUIIN P |
| MAIER R | 9 (17') 7 |
| | 9 (18') 8 SIGNATE M |
| ELISEI N | 10 (19') 8 |
| STANCA I | 11 (21') 8 |
| | 11 (21') 9 TOUNKARA M |
| MAIER R | 12 (22') 9 |
| | 12 (22') 10 TERVEL R |
| STANCA I | 13 (23') 10 |
| NEAGU CG | 14 (25') 10 |
| MEIROSU L | 15 (26') 10 |
| MAIER R | 16 (26') 10 |
| | 16 (28') 11 BAUDOUIIN P |
| MAIER R | 17 (29') 11 |
| | 17 (29') 12 TERVEL R |
| | 17 (30') 13 HERBRECHT S |

| 2nd Half | |
|------------|--------------------------------|
| | 17 (35') 14 KAMTO NJITAM N |
| BRADEANU A | 18 (35') 14 |
| MAIER R | 19 (36') 14 |
| ELISEI N | 20 (36') 14 |
| | 20 (38') 15 TERVEL R |
| STANCA I | 21 (38') 15 |
| STANCA I | 22 (41') 15 |
| ELISEI N | 23 (42') 15 |
| | 23 (43') 16 SIGNATE M |
| MAIER R | 24 (43') 16 |
| | 24 (44') 17 HERBRECHT S |
| BESE V | 25 (45') 17 |
| MAIER R | 26 (45') 17 |
| | 26 (47') 18 TERVEL R |
| | 26 (48') 19 VANPARYS-TORRES C |
| | 26 (49') 20 TOUNKARA M |
| | 26 (50') 21 TOUNKARA M |
| BESE V | 27 (51') 21 |
| | 27 (52') 22 PECQUEUX-ROLLAND V |
| NEAGU CG | 28 (53') 22 |
| NEAGU CG | 29 (54') 22 |
| | 29 (55') 23 HERBRECHT S |
| MAIER R | 30 (56') 23 |
| | 30 (56') 24 LACRABERE A |
| BIRSAN F | 31 (57') 24 |
| MEIROSU L | 32 (59') 24 |
| | 32 (60') 25 HERBRECHT S |
| MEIROSU L | 33 (60') 25 |
| | 33 (60') 26 PECQUEUX-ROLLAND V |
| OLTEANU A | 34 (60') 26 |

| | | | | | |
|----------------|-------------------------|----------------------------------|-------------------------|-------------------------|-------------------------|
| Legend: | % Efficiency | 2Min 2 Minute Suspensions | 6m 6-metre Shots | 7m 7-metre Shots | 9m 9-metre Shots |
| | BT Breakthroughs | EX Exclusions | FB Fast Breaks | G/S Goals/Shots | RC Red Cards |
| | S/S Saves/Shots | Wing Wing Shots | YC Yellow Cards | | |



MATCH TEAM STATISTICS

参赛队技术统计 / STATISTIQUES DU MATCH PAR ÉQUIPE

ROU 34 - 26 FRA

(17 - 13) (17 - 13)

Referees: (13) LEMME F / (14) ULLRICH B (GER)

ROU - Romania

| No. | Name | Shots | | | | | | | | Offence | | Defence | | Penalties | | | TP | |
|---------------|--------------------------|-------|-----|-----|------|------|-----|-------|-----|---------|----|---------|----|-----------|------|----|----|-------|
| | | G/S | % | 6m | Wing | 9m | 7m | FB | BT | AS | TF | ST | BS | YC | 2Min | RC | | EX |
| 1 | PISLARU Tereza | | | | | | | | | 2 | | | | | | | | 22:58 |
| 2 | MAIER Ramona | 11/15 | 73 | | 6/8 | | 0/1 | 5/6 | | 2 | 1 | 1 | | | | | | 56:45 |
| 4 | BIRSAN Florina | 1/1 | 100 | 1/1 | | | | | | | | | | | | | | 5:06 |
| 5 | AMARIEI Carmen | 1/2 | 50 | | | 1/2 | | | | 3 | 1 | | | | | | | 20:55 |
| 7 | OLTEANU Adriana | 1/1 | 100 | | | | | 1/1 | | | | | | | | | | 5:41 |
| 8 | NEAGU Cristina Georgiana | 5/10 | 50 | 1/1 | | 2/6 | | 2/3 | | 6 | 1 | | | 1 | | | | 48:20 |
| 9 | BRADEANU Aurelia | 1/4 | 25 | | | 1/3 | | 0/1 | | | 1 | 2 | 1 | | | | | 32:45 |
| 10 | STANCA Ionela | 4/7 | 57 | 1/3 | | | | 3/3 | 0/1 | 2 | 1 | | | | | | | 45:48 |
| 12 | TOLNAI Talida | | | | | | | | | | | | | | | | | 0:07 |
| 15 | ELISEI Neli | 4/7 | 57 | | 0/1 | 0/1 | 3/4 | 1/1 | | | 3 | 1 | | | | | | 57:00 |
| 16 | DINU Luminita | | | | | | | | | 1 | 1 | | | | | 1 | | 39:11 |
| 18 | MEIROSU Laura | 4/8 | 50 | 1/2 | | 1/4 | | | 2/2 | | | | | 1 | 2 | | | 26:40 |
| 19 | BESE Valeria | 2/4 | 50 | | | 0/1 | | | 2/3 | | 1 | 1 | | | | | | 47:43 |
| 99 | LECUSANU Narcisa | 0/1 | 0 | | | | 0/1 | | | 1 | | 1 | | | | | | 11:01 |
| | Bench/Team | | | | | | | | | | | | | 1 | | | | |
| Totals | | 34/60 | 57 | 4/7 | 6/9 | 5/17 | 3/6 | 12/15 | 4/6 | 17 | 10 | 6 | 1 | 3 | 3 | 0 | 0 | |

| No. | Name | Total Shots | | 6m Shots | | Wing Shots | | 9m Shots | | 7m Shots | | Fast Breaks | | Breakthroughs | |
|---------------|----------------|-------------|----|----------|----|------------|-----|----------|-----|----------|----|-------------|---|---------------|---|
| | | S/S | % | S/S | % | S/S | % | S/S | % | S/S | % | S/S | % | S/S | % |
| 1 | PISLARU Tereza | 6/17 | 35 | 2/8 | 25 | 2/2 | 100 | 2/2 | 100 | 0/1 | 0 | 0/3 | 0 | 0/1 | 0 |
| 12 | TOLNAI Talida | 0/1 | 0 | | | | | | | 0/1 | 0 | | | | |
| 16 | DINU Luminita | 10/24 | 42 | 0/3 | 0 | 2/5 | 40 | 7/10 | 70 | 1/2 | 50 | 0/3 | 0 | 0/1 | 0 |
| Totals | | 16/42 | 38 | 2/11 | 18 | 4/7 | 57 | 9/12 | 75 | 1/4 | 25 | 0/6 | 0 | 0/2 | 0 |

| Team Shots | Goals | Saves | Missed | Post | Blocked | Total | % |
|---------------|-------|-------|--------|------|---------|-------|----|
| 6m Shots | 4 | 2 | 1 | 0 | 0 | 7 | 57 |
| Wing Shots | 6 | 1 | 1 | 1 | 0 | 9 | 67 |
| 9m Shots | 5 | 5 | 4 | 0 | 3 | 17 | 29 |
| 7m Shots | 3 | 3 | 0 | 0 | n/a | 6 | 50 |
| Fast Breaks | 12 | 3 | 0 | 0 | 0 | 15 | 80 |
| Breakthroughs | 4 | 1 | 0 | 1 | 0 | 6 | 67 |
| Totals | 34 | 15 | 6 | 2 | 3 | 60 | 57 |

Number of Attacks: 68, Scoring Efficiency: 50%



OSC GYMNASIUM
 奥体中心体育馆
 GYMNASE DU CSO

WED 星期三 MER
 13 AUG 2008
 10:45

HANDBALL
 手球 / HANDBALL

WOMEN
 女子项目 / FEMMES

PRELIMINARY GROUP A - MATCH 14
 预赛A组 - 第14场 / PRÉLIMINAIRE GROUPE A - MATCH 14



MATCH TEAM STATISTICS

参赛队技术统计 / STATISTIQUES DU MATCH PAR ÉQUIPE

ROU 34 - 26 FRA

(17 - 13) (17 - 13)

Referees: (13) LEMME F / (14) ULLRICH B (GER)

ROU - Romania

Shots Distribution

Players
Goals / Shots

| | | | | | | | | | | | | | | | | | | | | |
|-----------------|-----|-----|------------|--|--|-------------|--|-----|-------------|--|--|--------------------|-----|-----|---------------------------|-----|-----|-------------|--|-----|
| 2 MAIER R | | | 4 BIRSAN F | | | 5 AMARIEI C | | | 7 OLTEANU A | | | 8 NEAGU CG | | | 9 BRADEANU A | | | 10 STANCA I | | |
| | | 2/3 | | | | 0/1 | | 1/1 | | | | 0/1 | 0/2 | 1/1 | | | | | | 1/1 |
| 0/1 | | 2/2 | | | | | | | | | | | | | | | 1/1 | 0/1 | | 1/1 |
| 2/2 | 1/1 | 4/4 | 1/1 | | | | | | 1/1 | | | | 0/1 | 4/4 | | 0/1 | | 2/2 | | |
| 1-Missed 1-Post | | | | | | | | | | | | 1-Blocked 1-Missed | | | 1-Blocked 1-Missed 1-Post | | | | | |

| | | | | | | | | | | | |
|--------------------|-----|-----|--------------|--|-----|-----------|-----|-----|---------------|--|-----|
| 15 ELISEI N | | | 18 MEIROSU L | | | 19 BESE V | | | 99 LECUSANU N | | |
| 2/2 | 0/1 | | 1/1 | | 2/4 | | | | | | |
| | | 0/1 | | | 1/1 | | | | | | |
| 2/2 | | | | | | | 1/1 | 1/2 | | | 0/1 |
| 1-Blocked 2-Missed | | | | | | 1-Missed | | | | | |

| Team | Offence | Defence | Goalkeepers | | | | | | | | | | | | | | | | | | | | | | | | | | | | | | | | | | | | | | | | | | |
|---|---------|---------|---------------|-----|--|-----|-----|-----|------|---|--|---|-----|-----|-----|-----|-----|-----|------|-----|------|-----|-----|--|--|-----|-----|-----|--|-----|--|--|--|-----|--|--|--|-----|-----|-----|-----|-----|-----|-----|-----|
| Goals / Shots | | | Saves / Shots | | | | | | | | | | | | | | | | | | | | | | | | | | | | | | | | | | | | | | | | | | |
| <table border="1"> <tr><td>3/5</td><td>0/3</td><td>7/10</td></tr> <tr><td>0/2</td><td></td><td>5/6</td></tr> <tr><td>8/8</td><td>2/4</td><td>9/11</td></tr> </table> <p>6-Missed 2-Post 3-Blocked</p> | 3/5 | 0/3 | 7/10 | 0/2 | | 5/6 | 8/8 | 2/4 | 9/11 | <p>6/7 Breakthroughs 1/1 1/6 2/4 1/2 3/6 7m 1/2 3/9 0/2 12/15 Fast Breaks</p> | <p>2/3 Breakthroughs 1/5 2/3 3/6 2/12 7/8 0/2 0/0 3/4 7m 0/1 6/6 Fast Breaks</p> | <table border="1"> <tr><td>0/3</td><td>2/3</td><td>1/5</td></tr> <tr><td>2/2</td><td>2/2</td><td>2/2</td></tr> <tr><td>2/12</td><td>1/1</td><td>4/12</td></tr> </table> <p>1 PISLARU T</p> <table border="1"> <tr><td>0/3</td><td>1/1</td><td></td></tr> <tr><td></td><td>1/1</td><td>1/1</td></tr> <tr><td>0/5</td><td></td><td>3/6</td></tr> </table> <p>12 TOLNAI T</p> <table border="1"> <tr><td></td><td></td><td></td></tr> <tr><td>0/1</td><td></td><td></td></tr> </table> <p>16 DINU L</p> <table border="1"> <tr><td></td><td>1/2</td><td>1/5</td></tr> <tr><td>2/2</td><td>1/1</td><td>1/1</td></tr> <tr><td>2/6</td><td>1/1</td><td>1/6</td></tr> </table> | 0/3 | 2/3 | 1/5 | 2/2 | 2/2 | 2/2 | 2/12 | 1/1 | 4/12 | 0/3 | 1/1 | | | 1/1 | 1/1 | 0/5 | | 3/6 | | | | 0/1 | | | | 1/2 | 1/5 | 2/2 | 1/1 | 1/1 | 2/6 | 1/1 | 1/6 |
| 3/5 | 0/3 | 7/10 | | | | | | | | | | | | | | | | | | | | | | | | | | | | | | | | | | | | | | | | | | | |
| 0/2 | | 5/6 | | | | | | | | | | | | | | | | | | | | | | | | | | | | | | | | | | | | | | | | | | | |
| 8/8 | 2/4 | 9/11 | | | | | | | | | | | | | | | | | | | | | | | | | | | | | | | | | | | | | | | | | | | |
| 0/3 | 2/3 | 1/5 | | | | | | | | | | | | | | | | | | | | | | | | | | | | | | | | | | | | | | | | | | | |
| 2/2 | 2/2 | 2/2 | | | | | | | | | | | | | | | | | | | | | | | | | | | | | | | | | | | | | | | | | | | |
| 2/12 | 1/1 | 4/12 | | | | | | | | | | | | | | | | | | | | | | | | | | | | | | | | | | | | | | | | | | | |
| 0/3 | 1/1 | | | | | | | | | | | | | | | | | | | | | | | | | | | | | | | | | | | | | | | | | | | | |
| | 1/1 | 1/1 | | | | | | | | | | | | | | | | | | | | | | | | | | | | | | | | | | | | | | | | | | | |
| 0/5 | | 3/6 | | | | | | | | | | | | | | | | | | | | | | | | | | | | | | | | | | | | | | | | | | | |
| | | | | | | | | | | | | | | | | | | | | | | | | | | | | | | | | | | | | | | | | | | | | | |
| 0/1 | | | | | | | | | | | | | | | | | | | | | | | | | | | | | | | | | | | | | | | | | | | | | |
| | 1/2 | 1/5 | | | | | | | | | | | | | | | | | | | | | | | | | | | | | | | | | | | | | | | | | | | |
| 2/2 | 1/1 | 1/1 | | | | | | | | | | | | | | | | | | | | | | | | | | | | | | | | | | | | | | | | | | | |
| 2/6 | 1/1 | 1/6 | | | | | | | | | | | | | | | | | | | | | | | | | | | | | | | | | | | | | | | | | | | |



MATCH TEAM STATISTICS
参赛队技术统计 / STATISTIQUES DU MATCH PAR ÉQUIPE

ROU 34 - 26 FRA
(17 - 13) (17 - 13)

Referees: (13) LEMME F / (14) ULLRICH B (GER)

FRA - France

| No. | Name | Shots | | | | | | | | Offence | | Defence | | Penalties | | | TP | |
|---------------|----------------------------|-------|-----|------|------|------|-----|-----|-----|---------|----|---------|----|-----------|------|----|----|-------|
| | | G/S | % | 6m | Wing | 9m | 7m | FB | BT | AS | TF | ST | BS | YC | 2Min | RC | | EX |
| 4 | KAMTO NJITAM Nina | 2/2 | 100 | 2/2 | | | | | | 1 | 2 | | | | | | | 32:33 |
| 5 | AYGLON Camille | | | | | | | | | | | | | | | | | |
| 8 | PECQUEUX-ROLLAND Veronique | 3/4 | 75 | 2/3 | | | | 1/1 | | 2 | 3 | | | 1 | 1 | | | 32:14 |
| 9 | BAUDOUIN Paule | 2/6 | 33 | | 0/3 | 0/1 | 2/2 | | | 3 | | | | | 2 | | | 29:43 |
| 10 | HERBRECHT Sophie | 4/13 | 31 | 1/2 | | 1/8 | 1/2 | 1/1 | | 5 | 4 | | | | | | | 41:03 |
| 11 | CANO Stephanie | | | | | | | | | | 2 | | | | | | | 24:29 |
| 12 | LEYNAUD Amandine | | | | | | | | | | | | | | | | | 30:00 |
| 13 | WENDLING Isabelle | | | | | | | | | | 2 | | 1 | 1 | | | | 18:28 |
| 16 | NICOLAS Valerie | | | | | | | | | | | 1 | | | | | | 30:00 |
| 19 | VANPARYS-TORRES Christine | 1/3 | 33 | | | 0/1 | | 1/1 | 0/1 | 1 | | | | | 1 | | | 24:44 |
| 20 | TERVEL Raphaelle | 6/6 | 100 | | 3/3 | | | 2/2 | 1/1 | 2 | 1 | 1 | | | | | | 46:20 |
| 21 | TOUNKARA Maakan | 3/4 | 75 | 3/3 | 0/1 | | | | | 1 | 1 | | | | | | | 33:09 |
| 23 | LACRABERE Alexandra | 2/7 | 29 | | | 1/6 | | 1/1 | | 3 | 1 | | 1 | | | | | 38:59 |
| 24 | SIGNATE Mariama | 3/5 | 60 | 1/1 | | 1/3 | | | 1/1 | 1 | 4 | 3 | 2 | 1 | | | | 38:18 |
| | Bench/Team | | | | | | | | | | | | | | | | | |
| Totals | | 26/50 | 52 | 9/11 | 3/7 | 3/19 | 3/4 | 6/6 | 2/3 | 19 | 20 | 5 | 4 | 3 | 4 | 0 | 0 | |

| No. | Name | Total Shots | | 6m Shots | | Wing Shots | | 9m Shots | | 7m Shots | | Fast Breaks | | Breakthroughs | |
|---------------|------------------|-------------|----|----------|----|------------|----|----------|----|----------|----|-------------|----|---------------|----|
| | | S/S | % | S/S | % | S/S | % | S/S | % | S/S | % | S/S | % | S/S | % |
| 12 | LEYNAUD Amandine | 10/27 | 37 | 0/2 | 0 | 1/3 | 33 | 5/9 | 56 | 1/3 | 33 | 2/7 | 29 | 1/3 | 33 |
| 16 | NICOLAS Valerie | 5/22 | 23 | 2/4 | 50 | 0/4 | 0 | 0/1 | 0 | 2/3 | 67 | 1/8 | 13 | 0/2 | 0 |
| Totals | | 15/49 | 31 | 2/6 | 33 | 1/7 | 14 | 5/10 | 50 | 3/6 | 50 | 3/15 | 20 | 1/5 | 20 |

| Team Shots | Goals | Saves | Missed | Post | Blocked | Total | % |
|---------------|-------|-------|--------|------|---------|-------|-----|
| 6m Shots | 9 | 2 | 0 | 0 | 0 | 11 | 82 |
| Wing Shots | 3 | 4 | 0 | 0 | 0 | 7 | 43 |
| 9m Shots | 3 | 9 | 4 | 2 | 1 | 19 | 16 |
| 7m Shots | 3 | 1 | 0 | 0 | n/a | 4 | 75 |
| Fast Breaks | 6 | 0 | 0 | 0 | 0 | 6 | 100 |
| Breakthroughs | 2 | 0 | 0 | 1 | 0 | 3 | 67 |
| Totals | 26 | 16 | 4 | 3 | 1 | 50 | 52 |

Number of Attacks: 68, Scoring Efficiency: 38%



MATCH TEAM STATISTICS
 参赛队技术统计 / STATISTIQUES DU MATCH PAR ÉQUIPE

ROU 34 - 26 FRA
 (17 - 13) (17 - 13)

Referees: (13) LEMME F / (14) ULLRICH B (GER)

FRA - France

Shots Distribution


Players
Goals / Shots

| | | | | | | |
|------------------|------------|----------------------|-------------|----------------|-----------|---------------|
| 4 KAMTO NJITAM N | 5 AYGLON C | 8 PECQUEUX-ROLLAND V | 9 BAUDOIN P | 10 HERBRECHT S | 11 CANO S | 13 WENDLING I |
| 1/1 | | 1/1 | 1/2 0/2 | 1/2 0/1 | | |
| | | 2/3 | 0/1 | 2/3 | | |

2-Missed 2-Post

| | | | | |
|----------------------|-------------|---------------|----------------|--------------|
| 19 VANPARYS-TORRES C | 20 TERVEL R | 21 TOUNKARA M | 23 LACRABERE A | 24 SIGNATE M |
| | 2/2 | 2/2 | 0/1 | 1/1 |
| 1/2 | 2/2 | 1/1 | 0/1 | 0/1 |

1-Post 1-Missed 1-Blocked 1-Missed



Legend:

| | | | | | | | | | |
|------------|------------------|-------------|----------------------|-------------|---------------|------------|---------------|-----------|---------------|
| % | Efficiency | 2Min | 2 Minute Suspensions | 6m | 6-metre Shots | 7m | 7-metre Shots | 9m | 9-metre Shots |
| AS | Assists | BS | Blocked Shots | BT | Breakthroughs | EX | Exclusions | FB | Fast Breaks |
| G/S | Goals/Shots | n/a | not applicable | RC | Red Cards | S/S | Saves/Shots | ST | Steals |
| TF | Technical Faults | TP | Time Played | Wing | Wing Shots | YC | Yellow Cards | | |



RESULTS
比赛成绩 / RÉSULTATS
CHN 32 - 24 ANG
(14 - 12) (18 - 12)

Referees: (27) CANBRO R / (28) CLAESSION M (SWE)

RUNNING SCORE
CHN - ANG

CHN - China

| Players | | Shots | | | | | | | | Penalties | | | |
|---------|---------------|-------|-----|-----|------|-------|-----|-----|------|-----------|------|----|----|
| No. | Name | G/S | % | 6m | Wing | 9m | 7m | FB | BT | YC | 2Min | RC | EX |
| 1 | LIU Guini | | | | | | | | | | | | |
| 2 | WEI Qiuxiang | 3/5 | 60 | | 3/3 | | | | 0/2 | 1 | 2 | | |
| 3 | LIU Yun | 6/7 | 86 | 1/1 | | 0/1 | 5/5 | | | | | | |
| 7 | ZHANG Geng | 4/8 | 50 | 1/1 | | 1/3 | | | 2/4 | | | | |
| 9 | WANG Min | 1/1 | 100 | | | | | 1/1 | | | | | |
| 10 | WANG Shasha | 6/11 | 55 | | | 5/10 | | 1/1 | | | | | |
| 12 | HUANG Hong | | | | | | | | | | | | |
| 14 | LIU Xiaomei | 7/10 | 70 | 1/1 | | 3/5 | | 1/1 | 2/3 | 1 | | | |
| 15 | SUN Laimiao | | | | | | | | | 1 | 3 | 1 | |
| 18 | WU Wenjuan | | | | | | | | | | | | |
| 19 | LI Weiwei | 2/2 | 100 | | | 1/1 | 1/1 | | | | | | |
| 21 | LI Bing | 2/3 | 67 | | | 0/1 | | 1/1 | 1/1 | | | | |
| 22 | HUANG Dongjie | 1/2 | 50 | | 0/1 | | | 1/1 | | | | | |
| 23 | YAN Meizhu | | | | | | | | | | | | |
| | Bench/Team | | | | | | | | | | | | |
| | Totals | 32/49 | 65 | 3/3 | 3/4 | 10/21 | 6/6 | 5/5 | 5/10 | 3 | 5 | 1 | 0 |

| Goalkeepers | | Saves | | | | | | | |
|-------------|------------|-------|----|-----|------|-----|-----|-----|-----|
| No. | Name | S/S | % | 6m | Wing | 9m | 7m | FB | BT |
| 1 | LIU Guini | 1/8 | 13 | 1/1 | 0/2 | 0/1 | 0/1 | 0/1 | 0/2 |
| 12 | HUANG Hong | 4/20 | 20 | 1/3 | 1/3 | 2/5 | 0/1 | 0/2 | 0/6 |
| | Totals | 5/29 | 17 | 2/4 | 1/5 | 2/6 | 0/2 | 0/4 | 0/8 |

ANG - Angola

| Players | | Shots | | | | | | | | Penalties | | | |
|---------|-----------------------------------|-------|-----|-----|------|------|-----|-----|-----|-----------|------|----|----|
| No. | Name | G/S | % | 6m | Wing | 9m | 7m | FB | BT | YC | 2Min | RC | EX |
| 1 | TAVARES Maria Odete Sanches | 1/2 | 50 | | | | | 1/2 | | | | | |
| 2 | EDUARDO Maria Teresa Neto Joaquim | 1/2 | 50 | 0/1 | | | | 1/1 | | 1 | | | |
| 3 | BENGUE Ilda Maria | 4/7 | 57 | 1/3 | 1/1 | 0/1 | 2/2 | | | | | | |
| 4 | CARLOS Azenaide Danila Jose | 0/1 | 0 | | 0/1 | | | | | | | | |
| 5 | TRINDADE Filomena Jose | 1/2 | 50 | | 1/2 | | | | | | | | |
| 6 | CALANDULA Bombo Madalena | | | | | | | | | 1 | | | |
| 8 | De ALMEIDA Nair Filipe Pires | 8/11 | 73 | 1/1 | 0/1 | 3/5 | | 2/2 | 2/2 | | | | |
| 9 | DOMBAXI Wuta Waco Bige | 1/2 | 50 | | | | | 0/1 | 1/1 | | 1 | | |
| 10 | FERNANDES Isabel Sambovo | 0/2 | 0 | | 0/1 | 0/1 | | | | | 1 | | |
| 12 | PEDRO Maria Rosa da Costa | | | | | | | | | | | | |
| 13 | KIALA Luisa | 4/10 | 40 | 0/1 | | 1/4 | | 0/1 | 3/4 | | | | |
| 14 | BERNARDO Natalia Maria | 4/4 | 100 | | 2/2 | | | | 2/2 | 1 | | | |
| 15 | CAILO Elisabeth Jurema Faro | | | | | | | | | | | | |
| 17 | VIEGAS Elizabeth Amelia Basilio | 0/1 | 0 | | 0/1 | | | | | | | | |
| | Bench/Team | | | | | | | | | 1 | | | |
| | Totals | 24/44 | 55 | 2/6 | 4/9 | 4/11 | 2/2 | 4/7 | 8/9 | 4 | 2 | 0 | 0 |

| Goalkeepers | | Saves | | | | | | | |
|-------------|-----------------------------|-------|----|-----|------|------|-----|-----|------|
| No. | Name | S/S | % | 6m | Wing | 9m | 7m | FB | BT |
| 1 | TAVARES Maria Odete Sanches | 8/34 | 24 | 0/3 | 0/2 | 4/11 | 0/5 | 0/4 | 4/9 |
| 12 | PEDRO Maria Rosa da Costa | 2/8 | 25 | | 0/1 | 1/4 | 0/1 | 0/1 | 1/1 |
| | Totals | 10/42 | 24 | 0/3 | 0/3 | 5/15 | 0/6 | 0/5 | 5/10 |

| 1st Half | |
|-------------|--------------|
| 0 (2') 1 | KIALA L |
| 1 (2') 1 | |
| 1 (5') 2 | De ALMEIDA N |
| 2 (5') 2 | |
| 2 (7') 3 | De ALMEIDA N |
| 2 (9') 4 | KIALA L |
| 3 (9') 4 | |
| 4 (10') 4 | |
| 4 (12') 5 | BENGUE IM |
| 5 (14') 5 | |
| 6 (16') 5 | |
| 7 (17') 5 | |
| 8 (17') 5 | |
| 8 (18') 6 | De ALMEIDA N |
| 9 (19') 6 | |
| 9 (22') 7 | KIALA L |
| 10 (24') 7 | |
| 10 (24') 8 | BENGUE IM |
| 11 (24') 8 | |
| 11 (25') 9 | KIALA L |
| 12 (26') 9 | |
| 12 (27') 10 | De ALMEIDA N |
| 12 (27') 11 | TAVARES MOS |
| 13 (28') 11 | |
| 13 (29') 12 | De ALMEIDA N |
| 14 (30') 12 | |

| 2nd Half | |
|-------------|--------------|
| 15 (31') 12 | |
| 15 (31') 13 | BENGUE IM |
| 16 (32') 13 | |
| 16 (32') 14 | De ALMEIDA N |
| 17 (33') 14 | |
| 18 (35') 14 | |
| 19 (37') 14 | |
| 19 (37') 15 | DOMBAXI WWB |
| 20 (38') 15 | |
| 20 (39') 16 | EDUARDO M |
| 21 (40') 16 | |
| 21 (41') 17 | TRINDADE FJ |
| 22 (41') 17 | |
| 23 (43') 17 | |
| 24 (47') 17 | |
| 24 (47') 18 | De ALMEIDA N |
| 25 (47') 18 | |
| 26 (48') 18 | |
| 26 (49') 19 | BERNARDO NM |
| 27 (50') 19 | |
| 27 (52') 20 | De ALMEIDA N |
| 28 (52') 20 | |
| 29 (53') 20 | |
| 29 (55') 21 | BENGUE IM |
| 30 (56') 21 | |
| 30 (56') 22 | BERNARDO NM |
| 31 (56') 22 | |
| 31 (57') 23 | BERNARDO NM |
| 32 (60') 23 | |
| 32 (60') 24 | BERNARDO NM |

| | | | | |
|-------------------------|----------------------------------|-------------------------|-------------------------|-------------------------|
| Legend: | 2Min 2 Minute Suspensions | 6m 6-metre Shots | 7m 7-metre Shots | 9m 9-metre Shots |
| % Efficiency | EX Exclusions | FB Fast Breaks | G/S Goals/Shots | RC Red Cards |
| BT Breakthroughs | Wing Wing Shots | YC Yellow Cards | | |
| S/S Saves/Shots | | | | |



MATCH TEAM STATISTICS

参赛队技术统计 / STATISTIQUES DU MATCH PAR ÉQUIPE

CHN 32 - 24 ANG

(14 - 12) (18 - 12)

Referees: (27) CANBRO R / (28) CLAEISSON M (SWE)

CHN - China

| Players | | Shots | | | | | | | | Offence | | Defence | | Penalties | | | TP | |
|---------------|---------------|-------|-----|-----|------|-------|-----|-----|------|---------|----|---------|----|-----------|------|----|----|-------|
| No. | Name | G/S | % | 6m | Wing | 9m | 7m | FB | BT | AS | TF | ST | BS | YC | 2Min | RC | EX | |
| 1 | LIU Guini | | | | | | | | | | 1 | | | | | | | 16:42 |
| 2 | WEI Qiuxiang | 3/5 | 60 | | 3/3 | | | | | | | | | 1 | 2 | | | 60:00 |
| 3 | LIU Yun | 6/7 | 86 | 1/1 | | 0/1 | 5/5 | | | | 1 | 2 | | | | | | 28:29 |
| 7 | ZHANG Geng | 4/8 | 50 | 1/1 | | 1/3 | | | | 2/4 | 2 | 2 | 1 | | | | | 18:37 |
| 9 | WANG Min | 1/1 | 100 | | | | | 1/1 | | | | | 1 | | | | | 10:32 |
| 10 | WANG Shasha | 6/11 | 55 | | | 5/10 | | 1/1 | | | 1 | 5 | 2 | | | | | 59:36 |
| 12 | HUANG Hong | | | | | | | | | | | | | | | | | 41:49 |
| 14 | LIU Xiaomei | 7/10 | 70 | 1/1 | | 3/5 | | 1/1 | 2/3 | 5 | 8 | 3 | | 1 | | | | 52:55 |
| 15 | SUN Laimiao | | | | | | | | | | | | | 1 | 3 | 1 | | 24:52 |
| 18 | WU Wenjuan | | | | | | | | | | | | | | | | | |
| 19 | LI Weiwei | 2/2 | 100 | | | 1/1 | 1/1 | | | | | | | | | | | 8:18 |
| 21 | LI Bing | 2/3 | 67 | | | 0/1 | | 1/1 | 1/1 | 2 | 1 | 1 | 2 | | | | | 38:10 |
| 22 | HUANG Dongjie | 1/2 | 50 | | 0/1 | | | 1/1 | | 2 | 1 | 2 | | | | | | 60:00 |
| 23 | YAN Meizhu | | | | | | | | | | | | | | | | | |
| | Bench/Team | | | | | | | | | | | | | | | | | |
| Totals | | 32/49 | 65 | 3/3 | 3/4 | 10/21 | 6/6 | 5/5 | 5/10 | 13 | 20 | 13 | 2 | 3 | 5 | 1 | 0 | |

| Goalkeepers | | Total Shots | | 6m Shots | | Wing Shots | | 9m Shots | | 7m Shots | | Fast Breaks | | Breakthroughs | |
|---------------|------------|-------------|----|----------|-----|------------|----|----------|----|----------|---|-------------|---|---------------|---|
| No. | Name | S/S | % | S/S | % | S/S | % | S/S | % | S/S | % | S/S | % | S/S | % |
| 1 | LIU Guini | 1/8 | 13 | 1/1 | 100 | 0/2 | 0 | 0/1 | 0 | 0/1 | 0 | 0/1 | 0 | 0/2 | 0 |
| 12 | HUANG Hong | 4/20 | 20 | 1/3 | 33 | 1/3 | 33 | 2/5 | 40 | 0/1 | 0 | 0/2 | 0 | 0/6 | 0 |
| Totals | | 5/29 | 17 | 2/4 | 50 | 1/5 | 20 | 2/6 | 33 | 0/2 | 0 | 0/4 | 0 | 0/8 | 0 |

| Team Shots | Goals | Saves | Missed | Post | Blocked | Total | % |
|---------------|-------|-------|--------|------|---------|-------|-----|
| 6m Shots | 3 | 0 | 0 | 0 | 0 | 3 | 100 |
| Wing Shots | 3 | 0 | 0 | 1 | 0 | 4 | 75 |
| 9m Shots | 10 | 5 | 2 | 2 | 2 | 21 | 48 |
| 7m Shots | 6 | 0 | 0 | 0 | n/a | 6 | 100 |
| Fast Breaks | 5 | 0 | 0 | 0 | 0 | 5 | 100 |
| Breakthroughs | 5 | 5 | 0 | 0 | 0 | 10 | 50 |
| Totals | 32 | 10 | 2 | 3 | 2 | 49 | 65 |

Number of Attacks: 67, Scoring Efficiency: 48%



OSC GYMNASIUM
 奥体中心体育馆
 GYMNASE DU CSO

WED 星期三 MER
 13 AUG 2008
 15:45

HANDBALL
 手球 / HANDBALL

WOMEN
 女子项目 / FEMMES

PRELIMINARY GROUP A - MATCH 16
 预赛A组 - 第16场 / PRÉLIMINAIRE GROUPE A - MATCH 16



MATCH TEAM STATISTICS

参赛队技术统计 / STATISTIQUES DU MATCH PAR ÉQUIPE

CHN 32 - 24 ANG
 (14 - 12) (18 - 12)

Referees: (27) CANBRO R / (28) CLAESSION M (SWE)

CHN - China

Shots Distribution

Players
Goals / Shots

| | | | | | | | | | | | | | | | | | | | | |
|---------|-----|-----|---------|-----|-----|-----------|-----------|-----|------------|-----|--|-----------|--------|-----------|----------|-----|-----|----------|--|--|
| 2 WEI Q | | | 3 LIU Y | | | 7 ZHANG G | | | 9 WANG M | | | 10 WANG S | | | 14 LIU X | | | 15 SUN L | | |
| | 1/1 | | | | 1/1 | 1/1 | | 1/1 | | | | 2/2 | | | 1/1 | | 2/3 | | | |
| | | | | | 0/1 | | 0/1 | | | | | | | | 1/1 | | | | | |
| | 1/2 | 1/2 | 1/1 | 2/2 | 2/2 | 0/1 | 2/2 | | 1/1 | | | 1/2 | | 3/3 | 0/1 | 2/2 | 1/2 | | | |
| | | | | | | 1-Missed | 1-Blocked | | | | | 1-Missed | 2-Post | 1-Blocked | | | | | | |
| 18 WU W | | | 19 LI W | | | 21 LI B | | | 22 HUANG D | | | 23 YAN M | | | | | | | | |
| | | | | | | | | | | 1/1 | | | | | | | | | | |
| | | | | | | 2/2 | | | | | | | | | | | | | | |
| | | | | | 2/2 | 0/1 | | | | | | | | | | | | | | |
| | | | | | | | | | 1-Post | | | | | | | | | | | |

| Team | Offence | Defence | Goalkeepers | | | | | | | | | | | | | | | | | | | | | | | | | | | | | | | | | | | | |
|---|---------|---------|---------------|-----|-----|-----|-----|-----|------|--|--|--|-----|--|-----|-----|--|-----|-----|-----|-----|-----|--|-----|-----|--|-----|-----|-----|--|--|--|-----|-----|--|-----|-----|-----|-----|
| Goals / Shots | | | Saves / Shots | | | | | | | | | | | | | | | | | | | | | | | | | | | | | | | | | | | | |
| <table border="1"> <tr><td>4/4</td><td>2/2</td><td>4/5</td></tr> <tr><td>3/3</td><td>0/1</td><td>0/1</td></tr> <tr><td>3/7</td><td>7/8</td><td>9/11</td></tr> </table> <p>2-Missed 3-Post 2-Blocked</p> | 4/4 | 2/2 | 4/5 | 3/3 | 0/1 | 0/1 | 3/7 | 7/8 | 9/11 | <p>5/10 Breakthroughs 8/9 Breakthroughs 5/5 Fast Breaks 4/7 Fast Breaks</p> | | <table border="1"> <tr><td>0/1</td><td></td><td>1/6</td></tr> <tr><td>1/2</td><td></td><td>0/2</td></tr> <tr><td>1/8</td><td>2/6</td><td>0/4</td></tr> </table> <p>1 LIU G</p> <table border="1"> <tr><td>0/1</td><td></td><td>0/1</td></tr> <tr><td>0/1</td><td></td><td>0/1</td></tr> <tr><td>0/1</td><td>1/3</td><td></td></tr> </table> <p>12 HUANG H</p> <table border="1"> <tr><td></td><td></td><td>1/5</td></tr> <tr><td>1/1</td><td></td><td>0/1</td></tr> <tr><td>1/7</td><td>1/2</td><td>0/4</td></tr> </table> | 0/1 | | 1/6 | 1/2 | | 0/2 | 1/8 | 2/6 | 0/4 | 0/1 | | 0/1 | 0/1 | | 0/1 | 0/1 | 1/3 | | | | 1/5 | 1/1 | | 0/1 | 1/7 | 1/2 | 0/4 |
| 4/4 | 2/2 | 4/5 | | | | | | | | | | | | | | | | | | | | | | | | | | | | | | | | | | | | | |
| 3/3 | 0/1 | 0/1 | | | | | | | | | | | | | | | | | | | | | | | | | | | | | | | | | | | | | |
| 3/7 | 7/8 | 9/11 | | | | | | | | | | | | | | | | | | | | | | | | | | | | | | | | | | | | | |
| 0/1 | | 1/6 | | | | | | | | | | | | | | | | | | | | | | | | | | | | | | | | | | | | | |
| 1/2 | | 0/2 | | | | | | | | | | | | | | | | | | | | | | | | | | | | | | | | | | | | | |
| 1/8 | 2/6 | 0/4 | | | | | | | | | | | | | | | | | | | | | | | | | | | | | | | | | | | | | |
| 0/1 | | 0/1 | | | | | | | | | | | | | | | | | | | | | | | | | | | | | | | | | | | | | |
| 0/1 | | 0/1 | | | | | | | | | | | | | | | | | | | | | | | | | | | | | | | | | | | | | |
| 0/1 | 1/3 | | | | | | | | | | | | | | | | | | | | | | | | | | | | | | | | | | | | | | |
| | | 1/5 | | | | | | | | | | | | | | | | | | | | | | | | | | | | | | | | | | | | | |
| 1/1 | | 0/1 | | | | | | | | | | | | | | | | | | | | | | | | | | | | | | | | | | | | | |
| 1/7 | 1/2 | 0/4 | | | | | | | | | | | | | | | | | | | | | | | | | | | | | | | | | | | | | |



MATCH TEAM STATISTICS

参赛队技术统计 / STATISTIQUES DU MATCH PAR ÉQUIPE

CHN 32 - 24 ANG

(14 - 12) (18 - 12)

Referees: (27) CANBRO R / (28) CLAESSION M (SWE)

ANG - Angola

| No. | Name | Shots | | | | | | | | Offence | | Defence | | Penalties | | | TP |
|---------------|-----------------------------------|-------|-----|-----|------|------|-----|-----|-----|---------|----|---------|----|-----------|------|----|-------|
| | | G/S | % | 6m | Wing | 9m | 7m | FB | BT | AS | TF | ST | BS | YC | 2Min | RC | |
| 1 | TAVARES Maria Odete Sanches | 1/2 | 50 | | | | | 1/2 | | | 1 | 1 | | | | | 46:07 |
| 2 | EDUARDO Maria Teresa Neto Joaquim | 1/2 | 50 | 0/1 | | | | 1/1 | | | 5 | | | 1 | | | 56:00 |
| 3 | BENGUE Ilda Maria | 4/7 | 57 | 1/3 | 1/1 | 0/1 | 2/2 | | | | 2 | 2 | | | | | 35:10 |
| 4 | CARLOS Azenaide Danila Jose | 0/1 | 0 | | 0/1 | | | | | | | | | | | | 11:22 |
| 5 | TRINDADE Filomena Jose | 1/2 | 50 | | 1/2 | | | | | | 4 | 1 | | | | | 43:47 |
| 6 | CALANDULA Bombo Madalena | | | | | | | | | | | 1 | | 1 | | | 26:31 |
| 8 | De ALMEIDA Nair Filipe Pires | 8/11 | 73 | 1/1 | 0/1 | 3/5 | | 2/2 | 2/2 | 4 | 8 | | | | | | 46:23 |
| 9 | DOMBAXI Wuta Waco Bige | 1/2 | 50 | | | | | 0/1 | 1/1 | | 1 | 1 | | | 1 | | 23:37 |
| 10 | FERNANDES Isabel Sambovo | 0/2 | 0 | | 0/1 | 0/1 | | | | | 2 | | | | 1 | | 10:43 |
| 12 | PEDRO Maria Rosa da Costa | | | | | | | | | | | | | | | | 13:53 |
| 13 | KIALA Luisa | 4/10 | 40 | 0/1 | | 1/4 | | 0/1 | 3/4 | 1 | 6 | | | | | | 29:20 |
| 14 | BERNARDO Natalia Maria | 4/4 | 100 | | 2/2 | | | | 2/2 | 1 | 2 | 2 | | 1 | | | 34:27 |
| 15 | CAILO Elisabeth Jurema Faro | | | | | | | | | | 1 | | | | | | 18:56 |
| 17 | VIEGAS Elizabeth Amelia Basilio | 0/1 | 0 | | 0/1 | | | | | | | | | | | | 23:44 |
| | Bench/Team | | | | | | | | | | | | | 1 | | | |
| Totals | | 24/44 | 55 | 2/6 | 4/9 | 4/11 | 2/2 | 4/7 | 8/9 | 6 | 32 | 6 | 2 | 4 | 2 | 0 | 0 |

| No. | Name | Total Shots | | 6m Shots | | Wing Shots | | 9m Shots | | 7m Shots | | Fast Breaks | | Breakthroughs | |
|---------------|-----------------------------|-------------|----|----------|---|------------|---|----------|----|----------|---|-------------|---|---------------|-----|
| | | S/S | % | S/S | % | S/S | % | S/S | % | S/S | % | S/S | % | S/S | % |
| 1 | TAVARES Maria Odete Sanches | 8/34 | 24 | 0/3 | 0 | 0/2 | 0 | 4/11 | 36 | 0/5 | 0 | 0/4 | 0 | 4/9 | 44 |
| 12 | PEDRO Maria Rosa da Costa | 2/8 | 25 | | | 0/1 | 0 | 1/4 | 25 | 0/1 | 0 | 0/1 | 0 | 1/1 | 100 |
| Totals | | 10/42 | 24 | 0/3 | 0 | 0/3 | 0 | 5/15 | 33 | 0/6 | 0 | 0/5 | 0 | 5/10 | 50 |

| Team Shots | Goals | Saves | Missed | Post | Blocked | Total | % |
|---------------|-------|-------|--------|------|---------|-------|-----|
| 6m Shots | 2 | 2 | 1 | 1 | 0 | 6 | 33 |
| Wing Shots | 4 | 1 | 2 | 2 | 0 | 9 | 44 |
| 9m Shots | 4 | 2 | 1 | 2 | 2 | 11 | 36 |
| 7m Shots | 2 | 0 | 0 | 0 | n/a | 2 | 100 |
| Fast Breaks | 4 | 0 | 1 | 1 | 1 | 7 | 57 |
| Breakthroughs | 8 | 0 | 0 | 1 | 0 | 9 | 89 |
| Totals | 24 | 5 | 5 | 7 | 3 | 44 | 55 |

Number of Attacks: 68, Scoring Efficiency: 35%



MATCH TEAM STATISTICS
 参赛队技术统计 / STATISTIQUES DU MATCH PAR ÉQUIPE

CHN 32 - 24 ANG
 (14 - 12) (18 - 12)

Referees: (27) CANBRO R / (28) CLAESSION M (SWE)

ANG - Angola

Shots Distribution

| Players | | | Goals / Shots | | | |
|-----------------|-------------------------------------|----------------|---------------|----------------|--------------------|---------------|
| 2 EDUARDO M | 3 BENGUE IM | 4 CARLOS ADJ | 5 TRINDADE FJ | 6 CALANDULA BM | 8 De ALMEIDA N | 9 DOMBAXI WWB |
| 1/1 | 1/1 1/3 1/1 | | 0/1 1/1 | | 1/1 2/2 | 1/1 |
| 1-Post | 1-Post | 1-Post | | | 1-Missed 1-Blocked | 1-Post |
| 10 FERNANDES IS | 13 KIALA L | 14 BERNARDO NM | 15 CAILO EJF | 17 VIEGAS EAB | | |
| | 1/2 2/2 | 1/1 1/1 | | | | |
| 1-Missed | 1-Blocked 2-Missed 2-Post 1-Blocked | | | 1-Post | | |

| Team | Offence | Defence | Goalkeepers | | | | | | | | | |
|--|---|--|---|-----|-----|-----|-----|-----|-----|-----|-----|------|
| Goals / Shots | | | Saves / Shots | | | | | | | | | |
| 1/1 1/2 7/8 5-Missed 7-Post 3-Blocked |  |  | <table border="1"> <tr><td>0/4</td><td>0/2</td><td>1/5</td></tr> <tr><td>0/3</td><td>1/1</td><td>1/1</td></tr> <tr><td>4/7</td><td>1/8</td><td>2/11</td></tr> </table> | 0/4 | 0/2 | 1/5 | 0/3 | 1/1 | 1/1 | 4/7 | 1/8 | 2/11 |
| 0/4 | 0/2 | 1/5 | | | | | | | | | | |
| 0/3 | 1/1 | 1/1 | | | | | | | | | | |
| 4/7 | 1/8 | 2/11 | | | | | | | | | | |
| | | | 1 TAVARES MOS <table border="1"> <tr><td>0/4</td><td>0/1</td><td>1/4</td></tr> <tr><td>0/3</td><td>1/1</td><td>1/1</td></tr> <tr><td>3/5</td><td>0/5</td><td>2/10</td></tr> </table> | 0/4 | 0/1 | 1/4 | 0/3 | 1/1 | 1/1 | 3/5 | 0/5 | 2/10 |
| 0/4 | 0/1 | 1/4 | | | | | | | | | | |
| 0/3 | 1/1 | 1/1 | | | | | | | | | | |
| 3/5 | 0/5 | 2/10 | | | | | | | | | | |
| | | | 12 PEDRO MRDC <table border="1"> <tr><td></td><td>0/1</td><td>0/1</td></tr> <tr><td>1/2</td><td>1/3</td><td>0/1</td></tr> </table> | | 0/1 | 0/1 | 1/2 | 1/3 | 0/1 | | | |
| | 0/1 | 0/1 | | | | | | | | | | |
| 1/2 | 1/3 | 0/1 | | | | | | | | | | |

| Legend: | | | |
|---------|------------------|------|----------------------|
| % | Efficiency | 2Min | 2 Minute Suspensions |
| AS | Assists | BS | Blocked Shots |
| G/S | Goals/Shots | n/a | not applicable |
| TF | Technical Faults | TP | Time Played |
| 6m | 6-metre Shots | BT | Breakthroughs |
| 7m | 7-metre Shots | RC | Red Cards |
| 9m | 9-metre Shots | Wing | Wing Shots |
| EX | Exclusions | S/S | Saves/Shots |
| FB | Fast Breaks | YC | Yellow Cards |
| ST | Steals | | |



RESULTS

比赛成绩 / RÉSULTATS

NOR 35 - 19 KAZ

(14 - 10) (21 - 9)

Referees: (1) AIRES MENEZES J / (2) APARECIDO PINTO R (BRA)

RUNNING SCORE

NOR - KAZ

NOR - Norway

| Players | | Shots | | | | | | | | Penalties | | | |
|------------|----------------------------|-------|-----|-----|------|------|-----|-------|-----|-----------|------|----|----|
| No. | Name | G/S | % | 6m | Wing | 9m | 7m | FB | BT | YC | 2Min | RC | EX |
| 1 | GRIMSBOE Kari Aalvik | | | | | | | | | | | | |
| 3 | NYBERG Katja | 5/9 | 56 | 0/1 | | 1/2 | 2/3 | 2/3 | | | | | |
| 4 | AAMODT Ragnhild | 1/2 | 50 | | 1/2 | | | | | | | | |
| 5 | SNORROEGGEN Goeril | 3/5 | 60 | | | | | 0/1 | 3/4 | | | | |
| 6 | LYBEKK Else Marthe Soerlie | 5/6 | 83 | 2/2 | | | | 3/4 | | 1 | 1 | | |
| 7 | NOESTVOLD Tonje | 4/4 | 100 | | 1/1 | 2/2 | | 1/1 | | | | | |
| 8 | BREIVANG Karoline Dyhre | 2/2 | 100 | 1/1 | 1/1 | | | | | | 1 | | |
| 9 | LUNDE Kristine | 2/5 | 40 | | | 2/4 | | 0/1 | | 1 | | | |
| 10 | HAMMERSENG Gro | 2/3 | 67 | | | | 1/1 | 1/2 | | | 1 | | |
| 11 | JOHANSEN Kari Mette | 4/6 | 67 | 0/1 | 1/1 | | | 2/3 | 1/1 | | | | |
| 13 | FRÅFJORD Marit Malm | 1/1 | 100 | | | | | 1/1 | | | | | |
| 14 | LARSEN Tonje | 3/5 | 60 | 1/1 | | 2/2 | | 0/1 | 0/1 | | | | |
| 16 | HARALDSEN Katrine Lunde | | | | | | | | | | | | |
| 18 | RIEGELHUTH Linn-Kristin | 3/4 | 75 | 1/1 | | 1/2 | | 1/1 | | 1 | | | |
| Bench/Team | | | | | | | | | | | | | |
| Totals | | 35/52 | 67 | 5/7 | 4/5 | 8/12 | 3/4 | 11/18 | 4/6 | 3 | 3 | 0 | 0 |

| Goalkeepers | | Saves | | | | | | | |
|-------------|-------------------------|-------|----|-----|------|------|-----|-----|-----|
| No. | Name | S/S | % | 6m | Wing | 9m | 7m | FB | BT |
| 1 | GRIMSBOE Kari Aalvik | 2/6 | 33 | | 1/1 | 0/2 | 1/3 | | |
| 16 | HARALDSEN Katrine Lunde | 11/26 | 42 | 0/3 | 2/3 | 8/12 | 1/3 | 0/5 | |
| Totals | | 13/32 | 41 | 0/3 | 3/4 | 8/14 | 2/6 | 0/5 | 0/0 |

KAZ - Kazakhstan

| Players | | Shots | | | | | | | | Penalties | | | |
|------------|---------------------|-------|----|-----|------|------|-----|-----|-----|-----------|------|----|----|
| No. | Name | G/S | % | 6m | Wing | 9m | 7m | FB | BT | YC | 2Min | RC | EX |
| 2 | NIKANDROVA Xeniya | 3/7 | 43 | | | 3/7 | | | | | 2 | | |
| 4 | BORECHKO Irina | | | | | | | | | 1 | 2 | | |
| 5 | PIKALOVA Marina | | | | | | | | | | | | |
| 7 | ISKAKOVA Gulzira | 0/2 | 0 | | 0/2 | | | | | | | | |
| 10 | PORTOVA Yelena | 5/6 | 83 | | | | 4/5 | 1/1 | | | | | |
| 12 | TRAVNIKOVA Olga | | | | | | | | | | | | |
| 15 | ILYUKHINA Yelena | 0/3 | 0 | | | 0/3 | | | | 1 | 1 | | |
| 16 | PARFENOVA Tatiana | | | | | | | | | | | | |
| 17 | KUBRINA Natalya | 1/2 | 50 | | 0/1 | | | 1/1 | | | | | |
| 19 | YAKOVLEVA Natalya | 1/5 | 20 | | | 0/4 | | 1/1 | | | | | |
| 20 | VASSILYEVA Yana | 6/7 | 86 | 3/4 | 1/1 | | | 2/2 | | 1 | | | |
| 21 | AJIDERSKAYA Olga | 2/9 | 22 | | | 2/8 | 0/1 | | | | | | |
| 22 | MARKOVICH Yuliya | 0/2 | 0 | | 0/2 | | | | | | | | |
| 24 | TYAPKOVA Yekaterina | 1/3 | 33 | | | 1/3 | | | | | | | |
| Bench/Team | | | | | | | | | | | | | |
| Totals | | 19/46 | 41 | 3/4 | 1/6 | 6/25 | 4/6 | 5/5 | 0/0 | 3 | 5 | 0 | 0 |

| Goalkeepers | | Saves | | | | | | | |
|-------------|-------------------|-------|----|-----|------|-----|-----|------|-----|
| No. | Name | S/S | % | 6m | Wing | 9m | 7m | FB | BT |
| 12 | TRAVNIKOVA Olga | 1/14 | 7 | 0/1 | 1/3 | 0/2 | 0/2 | 0/5 | 0/1 |
| 16 | PARFENOVA Tatiana | 8/30 | 27 | 2/6 | 0/2 | 1/7 | 0/1 | 4/10 | 1/4 |
| Totals | | 9/44 | 20 | 2/7 | 1/5 | 1/9 | 0/3 | 4/15 | 1/5 |

| 1st Half | |
|---------------|-------------|
| NYBERG K | 1 (2') 0 |
| | 1 (6') 1 |
| LARSEN T | 2 (8') 1 |
| JOHANSEN KM | 3 (8') 1 |
| | 3 (8') 2 |
| LYBEKK EMS | 4 (9') 2 |
| LYBEKK EMS | 5 (10') 2 |
| RIEGELHUTH L | 6 (11') 2 |
| LARSEN T | 7 (13') 2 |
| | 7 (13') 3 |
| NOESTVOLD T | 8 (15') 3 |
| | 8 (18') 4 |
| | 8 (19') 5 |
| SNORROEGGEN G | 9 (19') 5 |
| AAMODT R | 10 (21') 5 |
| SNORROEGGEN G | 11 (23') 5 |
| FRÅFJORD MM | 12 (24') 5 |
| | 12 (25') 6 |
| SNORROEGGEN G | 13 (25') 6 |
| | 13 (26') 7 |
| | 13 (27') 8 |
| NOESTVOLD T | 14 (29') 8 |
| | 14 (29') 9 |
| | 14 (30') 10 |

| 2nd Half | |
|--------------|-------------|
| LARSEN T | 15 (31') 10 |
| LYBEKK EMS | 16 (33') 10 |
| JOHANSEN KM | 17 (35') 10 |
| | 17 (36') 11 |
| JOHANSEN KM | 18 (37') 11 |
| BREIVANG KD | 19 (38') 11 |
| NYBERG K | 20 (38') 11 |
| | 20 (40') 12 |
| NYBERG K | 21 (40') 12 |
| | 21 (41') 13 |
| NYBERG K | 22 (41') 13 |
| LYBEKK EMS | 23 (42') 13 |
| | 23 (42') 14 |
| JOHANSEN KM | 24 (43') 14 |
| LYBEKK EMS | 25 (44') 14 |
| | 25 (45') 15 |
| BREIVANG KD | 26 (45') 15 |
| NYBERG K | 27 (46') 15 |
| | 27 (47') 16 |
| HAMMERSENG G | 28 (50') 16 |
| NOESTVOLD T | 29 (51') 16 |
| | 29 (52') 17 |
| RIEGELHUTH L | 30 (53') 17 |
| RIEGELHUTH L | 31 (54') 17 |
| LUNDE K | 32 (55') 17 |
| NOESTVOLD T | 33 (57') 17 |
| | 33 (57') 18 |
| LUNDE K | 34 (58') 18 |
| HAMMERSENG G | 35 (60') 18 |
| | 35 (60') 19 |

| Legend: | | | | | | | | | |
|---------|---------------|------|----------------------|----|---------------|-----|---------------|----|---------------|
| % | Efficiency | 2Min | 2 Minute Suspensions | 6m | 6-metre Shots | 7m | 7-metre Shots | 9m | 9-metre Shots |
| BT | Breakthroughs | EX | Exclusions | FB | Fast Breaks | G/S | Goals/Shots | RC | Red Cards |
| S/S | Saves/Shots | Wing | Wing Shots | YC | Yellow Cards | | | | |



MATCH TEAM STATISTICS

参赛队技术统计 / STATISTIQUES DU MATCH PAR ÉQUIPE

NOR 35 - 19 KAZ

(14 - 10) (21 - 9)

Referees: (1) AIRES MENEZES J / (2) APARECIDO PINTO R (BRA)

NOR - Norway

| No. | Name | Shots | | | | | | | | Offence | | Defence | | Penalties | | | TP | |
|---------------|----------------------------|-------|-----|-----|------|------|-----|-------|-----|---------|----|---------|----|-----------|------|----|----|-------|
| | | G/S | % | 6m | Wing | 9m | 7m | FB | BT | AS | TF | ST | BS | YC | 2Min | RC | | EX |
| 1 | GRIMSBOE Kari Aalvik | | | | | | | | | | | | | | | | | 8:24 |
| 3 | NYBERG Katja | 5/9 | 56 | 0/1 | | 1/2 | 2/3 | 2/3 | | 7 | 3 | 1 | | | | | | 35:38 |
| 4 | AAMODT Ragnhild | 1/2 | 50 | | 1/2 | | | | | | | 1 | | | | | | 31:44 |
| 5 | SNORROEGGEN Goeril | 3/5 | 60 | | | | | 0/1 | 3/4 | 1 | | | | | | | | 22:17 |
| 6 | LYBEKK Else Marthe Soerlie | 5/6 | 83 | 2/2 | | | | 3/4 | | 3 | 2 | 1 | 1 | 1 | 1 | | | 39:40 |
| 7 | NOESTVOLD Tonje | 4/4 | 100 | | 1/1 | 2/2 | | 1/1 | | | | 3 | | | | | | 21:34 |
| 8 | BREIVANG Karoline Dyhre | 2/2 | 100 | 1/1 | 1/1 | | | | | 1 | | | | | 1 | | | 26:43 |
| 9 | LUNDE Kristine | 2/5 | 40 | | | 2/4 | | 0/1 | | 3 | 1 | | | 1 | | | | 32:16 |
| 10 | HAMMERSENG Gro | 2/3 | 67 | | | | 1/1 | 1/2 | | 1 | 2 | 1 | | | 1 | | | 28:42 |
| 11 | JOHANSEN Kari Mette | 4/6 | 67 | 0/1 | 1/1 | | | 2/3 | 1/1 | 1 | 2 | | | | | | | 50:10 |
| 13 | FRAFJORD Marit Malm | 1/1 | 100 | | | | | 1/1 | | | 1 | 1 | 1 | | | | | 20:20 |
| 14 | LARSEN Tonje | 3/5 | 60 | 1/1 | | 2/2 | | 0/1 | 0/1 | 2 | | 3 | 2 | | | | | 31:52 |
| 16 | HARALDSEN Katrine Lunde | | | | | | | | | | | | | | | | | 50:11 |
| 18 | RIEGELHUTH Linn-Kristin | 3/4 | 75 | 1/1 | | 1/2 | | 1/1 | | 1 | | | | 1 | | | | 20:29 |
| | Bench/Team | | | | | | | | | | | | | | | | | |
| Totals | | 35/52 | 67 | 5/7 | 4/5 | 8/12 | 3/4 | 11/18 | 4/6 | 20 | 14 | 8 | 4 | 3 | 3 | 0 | 0 | |

| No. | Name | Total Shots | | 6m Shots | | Wing Shots | | 9m Shots | | 7m Shots | | Fast Breaks | | Breakthroughs | |
|---------------|-------------------------|-------------|----|----------|---|------------|-----|----------|----|----------|----|-------------|---|---------------|---|
| | | S/S | % | S/S | % | S/S | % | S/S | % | S/S | % | S/S | % | S/S | % |
| 1 | GRIMSBOE Kari Aalvik | 2/6 | 33 | | | 1/1 | 100 | 0/2 | 0 | 1/3 | 33 | | | | |
| 16 | HARALDSEN Katrine Lunde | 11/26 | 42 | 0/3 | 0 | 2/3 | 67 | 8/12 | 67 | 1/3 | 33 | 0/5 | 0 | | |
| Totals | | 13/32 | 41 | 0/3 | 0 | 3/4 | 75 | 8/14 | 57 | 2/6 | 33 | 0/5 | 0 | 0/0 | 0 |

| Team Shots | Goals | Saves | Missed | Post | Blocked | Total | % |
|---------------|-------|-------|--------|------|---------|-------|----|
| 6m Shots | 5 | 2 | 0 | 0 | 0 | 7 | 71 |
| Wing Shots | 4 | 1 | 0 | 0 | 0 | 5 | 80 |
| 9m Shots | 8 | 1 | 1 | 1 | 1 | 12 | 67 |
| 7m Shots | 3 | 0 | 1 | 0 | n/a | 4 | 75 |
| Fast Breaks | 11 | 4 | 0 | 2 | 1 | 18 | 61 |
| Breakthroughs | 4 | 1 | 0 | 1 | 0 | 6 | 67 |
| Totals | 35 | 9 | 2 | 4 | 2 | 52 | 67 |

Number of Attacks: 63, Scoring Efficiency: 56%



MATCH TEAM STATISTICS
 参赛队技术统计 / STATISTIQUES DU MATCH PAR ÉQUIPE

NOR 35 - 19 KAZ
 (14 - 10) (21 - 9)

Referees: (1) AIRES MENEZES J / (2) APARECIDO PINTO R (BRA)

NOR - Norway

Shots Distribution

| Players | | | Goals / Shots | | | |
|-----------------|----------------|-----------------|---------------|-----------------|---------------|--------------------|
| 3 NYBERG K | 4 AAMODT R | 5 SNORROEGGEN G | 6 LYBEKK EMS | 7 NOESTVOLD T | 8 BREIVANG KD | 9 LUNDE K |
| 2/2 | 0/1 | | 1/1 0/1 | 1/1 | | |
| 1/1 | | 0/1 | | | | 1/2 |
| 1/3 1/1 | 1/1 | 1/1 2/3 | 4/4 | 2/2 1/1 | | 1/1 |
| 1-Missed | 1-Blocked | | | | | 1-Missed 1-Blocked |
| 10 HAMMERSENG G | 11 JOHANSEN KM | 13 FRAFJORD MM | 14 LARSEN T | 18 RIEGELHUTH L | | |
| | 1/1 1/1 | | 1/1 | 1/1 1/1 | | |
| 0/1 | 0/1 2/2 | 1/1 | | 1/1 2/2 | | |
| | 1-Post | | 2-Post | 1-Post | | |

| Team | Offence | Defence | Goalkeepers |
|---------------------------|-------------------|-------------------|-----------------|
| Goals / Shots | | | Saves / Shots |
| 3/3 2/4 4/4 | 4/6 Breakthroughs | 0/0 Breakthroughs | 0/2 1/4 3/4 |
| 1/3 1/1 | 11/18 Fast Breaks | 5/5 Fast Breaks | 0/2 3/3 1/2 |
| 10/14 3/4 11/11 | | | 2/8 1/1 2/6 |
| 2-Missed 4-Post 2-Blocked | | | |
| | | | 1 GRIMSBOE KA |
| | | | 0/1 1/1 1/1 |
| | | | 0/1 0/2 |
| | | | 16 HARALDSEN KL |
| | | | 0/2 1/4 2/3 |
| | | | 0/1 2/2 1/2 |
| | | | 2/7 1/1 2/4 |



MATCH TEAM STATISTICS

参赛队技术统计 / STATISTIQUES DU MATCH PAR ÉQUIPE

NOR 35 - 19 KAZ

(14 - 10) (21 - 9)

Referees: (1) AIRES MENEZES J / (2) APARECIDO PINTO R (BRA)

KAZ - Kazakhstan

| Players | | Shots | | | | | | | | Offence | | Defence | | Penalties | | | | TP |
|---------------|---------------------|-------|----|-----|------|------|-----|-----|-----|---------|----|---------|----|-----------|------|----|----|-------|
| No. | Name | G/S | % | 6m | Wing | 9m | 7m | FB | BT | AS | TF | ST | BS | YC | 2Min | RC | EX | |
| 2 | NIKANDROVA Xeniya | 3/7 | 43 | | | 3/7 | | | | 1 | | | | | | | | 29:24 |
| 4 | BORECHKO Irina | | | | | | | | | 1 | 1 | | | 1 | 2 | | | 15:53 |
| 5 | PIKALOVA Marina | | | | | | | | | | | | | | | | | 13:17 |
| 7 | ISKAKOVA Gulzira | 0/2 | 0 | | 0/2 | | | | | | 1 | | | | | | | 19:09 |
| 10 | PORTOVA Yelena | 5/6 | 83 | | | | 4/5 | 1/1 | | | 1 | | | | | | | 38:18 |
| 12 | TRAVNIKOVA Olga | | | | | | | | | | | | | | | | | 19:05 |
| 15 | ILYUKHINA Yelena | 0/3 | 0 | | | 0/3 | | | | 5 | 4 | | | 1 | 1 | | | 40:40 |
| 16 | PARFENOVA Tatiana | | | | | | | | | | | | | | | | | 40:55 |
| 17 | KUBRINA Natalya | 1/2 | 50 | | 0/1 | | | 1/1 | | | | | | | | | | 34:03 |
| 19 | YAKOVLEVA Natalya | 1/5 | 20 | | | 0/4 | | 1/1 | | | 6 | | | | | | | 13:53 |
| 20 | VASSILYEVA Yana | 6/7 | 86 | 3/4 | 1/1 | | | 2/2 | | 2 | 1 | 1 | 1 | 1 | | | | 38:38 |
| 21 | AJIDERSKAYA Olga | 2/9 | 22 | | | 2/8 | 0/1 | | | 2 | 3 | 1 | 1 | | | | | 45:35 |
| 22 | MARKOVICH Yuliya | 0/2 | 0 | | 0/2 | | | | | | | | | | | | | 46:43 |
| 24 | TYAPKOVA Yekaterina | 1/3 | 33 | | | 1/3 | | | | 1 | 4 | | | | | | | 24:27 |
| | Bench/Team | | | | | | | | | | | | | | | | | |
| Totals | | 19/46 | 41 | 3/4 | 1/6 | 6/25 | 4/6 | 5/5 | 0/0 | 12 | 21 | 2 | 2 | 3 | 5 | 0 | 0 | |

| Goalkeepers | | Total Shots | | 6m Shots | | Wing Shots | | 9m Shots | | 7m Shots | | Fast Breaks | | Breakthroughs | |
|---------------|-------------------|-------------|----|----------|----|------------|----|----------|----|----------|---|-------------|----|---------------|----|
| No. | Name | S/S | % | S/S | % | S/S | % | S/S | % | S/S | % | S/S | % | S/S | % |
| 12 | TRAVNIKOVA Olga | 1/14 | 7 | 0/1 | 0 | 1/3 | 33 | 0/2 | 0 | 0/2 | 0 | 0/5 | 0 | 0/1 | 0 |
| 16 | PARFENOVA Tatiana | 8/30 | 27 | 2/6 | 33 | 0/2 | 0 | 1/7 | 14 | 0/1 | 0 | 4/10 | 40 | 1/4 | 25 |
| Totals | | 9/44 | 20 | 2/7 | 29 | 1/5 | 20 | 1/9 | 11 | 0/3 | 0 | 4/15 | 27 | 1/5 | 20 |

| Team Shots | Goals | Saves | Missed | Post | Blocked | Total | % |
|---------------|-------|-------|--------|------|---------|-------|-----|
| 6m Shots | 3 | 0 | 1 | 0 | 0 | 4 | 75 |
| Wing Shots | 1 | 3 | 1 | 1 | 0 | 6 | 17 |
| 9m Shots | 6 | 8 | 5 | 2 | 4 | 25 | 24 |
| 7m Shots | 4 | 2 | 0 | 0 | n/a | 6 | 67 |
| Fast Breaks | 5 | 0 | 0 | 0 | 0 | 5 | 100 |
| Breakthroughs | | | | | | | |
| Totals | 19 | 13 | 7 | 3 | 4 | 46 | 41 |

Number of Attacks: 63, Scoring Efficiency: 30%



MATCH TEAM STATISTICS
 参赛队技术统计 / STATISTIQUES DU MATCH PAR ÉQUIPE

NOR 35 - 19 KAZ
 (14 - 10) (21 - 9)

Referees: (1) AIRES MENEZES J / (2) APARECIDO PINTO R (BRA)

KAZ - Kazakhstan

Shots Distribution

| Players | | | Goals / Shots | | | |
|---------------------------|-----------------|--------------------|----------------|---------------|----------------|--------------|
| 2 NIKANDROVA X | 4 BORECHKO I | 5 PIKALOVA M | 7 ISKAKOVA G | 10 PORTOVA Y | 15 ILYUKHINA Y | 17 KUBRINA N |
| 1/1 | | | 0/1 | 1/1 0/1 | | 1/1 |
| | | | | | 0/1 | 0/1 |
| 1/1 | | | | 1/1 3/3 | | |
| 1-Missed 1-Post 1-Blocked | | | 1-Missed | | 2-Blocked | |
| 19 YAKOVLEVA N | 20 VASSILYEVA Y | 21 AJIDERSKAYA O | 22 MARKOVICH Y | 24 TYAPKOVA Y | | |
| | 1/1 1/1 1/1 | | | | | |
| | 1/1 | 1/1 0/1 | | 0/1 | | |
| 1/2 | 1/1 | 1/2 0/1 | 0/1 | 1/1 | | |
| 2-Missed | 1-Missed | 2-Missed 1-Blocked | 1-Post | 1-Post | | |

| Team | Offence | Defence | Goalkeepers | | | | | | | | | | | | | | | | | | | | | | | | | | | | | | | | | |
|--|---------|---------|---------------|-----|-----|-----|-----|-----|-----|---|--|---|-----|-----|-----|-----|--|-----|------|-----|------|-----|-----|-----|-----|-----|-----|-----|-----|-----|-----|--|-----|------|-----|-----|
| Goals / Shots | | | Saves / Shots | | | | | | | | | | | | | | | | | | | | | | | | | | | | | | | | | |
| <table border="1"> <tr><td>2/2</td><td>3/4</td><td>1/4</td></tr> <tr><td>2/2</td><td>0/3</td><td>1/2</td></tr> <tr><td>6/8</td><td>0/1</td><td>4/6</td></tr> </table> <p>7-Missed 3-Post 4-Blocked</p> | 2/2 | 3/4 | 1/4 | 2/2 | 0/3 | 1/2 | 6/8 | 0/1 | 4/6 |  |  | <table border="1"> <tr><td>0/3</td><td>2/4</td><td>0/4</td></tr> <tr><td>2/3</td><td></td><td>0/1</td></tr> <tr><td>4/14</td><td>1/4</td><td>0/11</td></tr> </table> <p>12 TRAVNIKOVA O</p> <table border="1"> <tr><td>0/2</td><td>1/3</td><td>0/2</td></tr> <tr><td>0/3</td><td>0/1</td><td>0/3</td></tr> </table> <p>16 PARFENOVA T</p> <table border="1"> <tr><td>0/1</td><td>1/1</td><td>0/2</td></tr> <tr><td>2/3</td><td></td><td>0/1</td></tr> <tr><td>4/11</td><td>1/3</td><td>0/8</td></tr> </table> | 0/3 | 2/4 | 0/4 | 2/3 | | 0/1 | 4/14 | 1/4 | 0/11 | 0/2 | 1/3 | 0/2 | 0/3 | 0/1 | 0/3 | 0/1 | 1/1 | 0/2 | 2/3 | | 0/1 | 4/11 | 1/3 | 0/8 |
| 2/2 | 3/4 | 1/4 | | | | | | | | | | | | | | | | | | | | | | | | | | | | | | | | | | |
| 2/2 | 0/3 | 1/2 | | | | | | | | | | | | | | | | | | | | | | | | | | | | | | | | | | |
| 6/8 | 0/1 | 4/6 | | | | | | | | | | | | | | | | | | | | | | | | | | | | | | | | | | |
| 0/3 | 2/4 | 0/4 | | | | | | | | | | | | | | | | | | | | | | | | | | | | | | | | | | |
| 2/3 | | 0/1 | | | | | | | | | | | | | | | | | | | | | | | | | | | | | | | | | | |
| 4/14 | 1/4 | 0/11 | | | | | | | | | | | | | | | | | | | | | | | | | | | | | | | | | | |
| 0/2 | 1/3 | 0/2 | | | | | | | | | | | | | | | | | | | | | | | | | | | | | | | | | | |
| 0/3 | 0/1 | 0/3 | | | | | | | | | | | | | | | | | | | | | | | | | | | | | | | | | | |
| 0/1 | 1/1 | 0/2 | | | | | | | | | | | | | | | | | | | | | | | | | | | | | | | | | | |
| 2/3 | | 0/1 | | | | | | | | | | | | | | | | | | | | | | | | | | | | | | | | | | |
| 4/11 | 1/3 | 0/8 | | | | | | | | | | | | | | | | | | | | | | | | | | | | | | | | | | |

| Legend: | | | | | | | |
|---------|------------------|------|----------------------|------|---------------|-----|---------------|
| % | Efficiency | 2Min | 2 Minute Suspensions | 6m | 6-metre Shots | 7m | 7-metre Shots |
| AS | Assists | BS | Blocked Shots | BT | Breakthroughs | EX | Exclusions |
| G/S | Goals/Shots | n/a | not applicable | RC | Red Cards | S/S | Saves/Shots |
| TF | Technical Faults | TP | Time Played | Wing | Wing Shots | YC | Yellow Cards |
| | | | | | | 9m | 9-metre Shots |
| | | | | | | FB | Fast Breaks |
| | | | | | | ST | Steals |



RESULTS

比赛成绩 / RÉSULTATS

KAZ 29 - 26 CHN
(14 - 10) (15 - 16)

Referees: (13) LEMME F / (14) ULLRICH B (GER)

RUNNING SCORE

KAZ - CHN

KAZ - Kazakhstan

| Players | | | Shots | | | | | | | Penalties | | | |
|------------|---------------------|-------|-------|-----|------|------|-----|-----|-----|-----------|------|----|----|
| No. | Name | G/S | % | 6m | Wing | 9m | 7m | FB | BT | YC | 2Min | RC | EX |
| 2 | NIKANDROVA Xeniya | 0/1 | 0 | | | 0/1 | | | | | | | |
| 4 | BORECHKO Irina | | | | | | | | | 1 | 1 | | |
| 5 | PIKALOVA Marina | 8/9 | 89 | 0/1 | 4/4 | | | 2/2 | 2/2 | | 1 | | |
| 7 | ISKAKOVA Gulzira | | | | | | | | | | | | |
| 10 | PORTOVA Yelena | 3/4 | 75 | | | | 2/3 | 1/1 | | | 1 | | |
| 12 | TRAVNIKOVA Olga | | | | | | | | | | | | |
| 15 | ILYUKHINA Yelena | 3/5 | 60 | 1/2 | | 2/2 | | | 0/1 | | | | |
| 16 | PARFENOVA Tatiana | | | | | | | | | | | | |
| 17 | KUBRINA Natalya | 5/6 | 83 | | 2/3 | | | | 3/3 | | | | |
| 19 | YAKOVLEVA Natalya | 1/4 | 25 | | | 0/2 | | 0/1 | 1/1 | | | | |
| 20 | VASSILYEVA Yana | 1/1 | 100 | 1/1 | | | | | | 1 | 1 | | |
| 21 | AJIDERSKAYA Olga | 6/8 | 75 | 2/3 | | 2/3 | 2/2 | | | | | 1 | |
| 22 | MARKOVICH Yuliya | | | | | | | | | | | | |
| 24 | TYAPKOVA Yekaterina | 2/4 | 50 | | 0/1 | 1/2 | | 1/1 | | 1 | | | |
| Bench/Team | | | | | | | | | | | | | |
| Totals | | 29/42 | 69 | 4/7 | 6/8 | 5/10 | 4/5 | 4/5 | 6/7 | 3 | 5 | 0 | 0 |

Goalkeepers

| Goalkeepers | | | Saves | | | | | | |
|-------------|-------------------|-------|-------|-----|------|------|-----|-----|-----|
| No. | Name | S/S | % | 6m | Wing | 9m | 7m | FB | BT |
| 12 | TRAVNIKOVA Olga | 1/5 | 20 | 0/1 | | | 1/3 | 0/1 | |
| 16 | PARFENOVA Tatiana | 13/35 | 37 | 3/6 | 2/3 | 4/10 | 0/5 | 3/3 | 1/8 |
| Totals | | 14/40 | 35 | 3/7 | 2/3 | 4/10 | 1/8 | 3/4 | 1/8 |

CHN - China

| Players | | | Shots | | | | | | | Penalties | | | |
|------------|---------------|-------|-------|-----|------|------|-----|-----|-----|-----------|------|----|----|
| No. | Name | G/S | % | 6m | Wing | 9m | 7m | FB | BT | YC | 2Min | RC | EX |
| 1 | LIU Guini | | | | | | | | | | | | |
| 2 | WEI Qiuxiang | 2/5 | 40 | 1/2 | 1/2 | | | 0/1 | | 1 | | | |
| 3 | LIU Yun | 5/5 | 100 | 2/2 | | | 3/3 | | | | | | |
| 7 | ZHANG Geng | 1/1 | 100 | 1/1 | | | | | | | | | |
| 9 | WANG Min | 0/1 | 0 | | | | | 0/1 | | | | | |
| 10 | WANG Shasha | 4/8 | 50 | 0/1 | | 2/5 | | | 2/2 | | 1 | | |
| 12 | HUANG Hong | | | | | | | | | | | | |
| 14 | LIU Xiaomei | 3/8 | 38 | | | 2/6 | | | 1/2 | | 1 | | |
| 15 | SUN Laimiao | | | | | | | | | 1 | 1 | | |
| 18 | WU Wenjuan | | | | | | | | | | | | |
| 19 | LI Weiwei | 11/18 | 61 | 0/3 | | 2/4 | 4/5 | 1/2 | 4/4 | | | | |
| 21 | LI Bing | | | | | | | | | | | | |
| 22 | HUANG Dongjie | 0/1 | 0 | | 0/1 | | | | | 1 | | | |
| 23 | YAN Meizhu | | | | | | | | | | | | |
| Bench/Team | | | | | | | | | | | | | |
| Totals | | 26/47 | 55 | 4/9 | 1/3 | 6/15 | 7/8 | 1/4 | 7/8 | 3 | 3 | 0 | 0 |

Goalkeepers

| Goalkeepers | | | Saves | | | | | | |
|-------------|------------|------|-------|-----|------|-----|-----|-----|-----|
| No. | Name | S/S | % | 6m | Wing | 9m | 7m | FB | BT |
| 1 | LIU Guini | 2/10 | 20 | 0/1 | 0/3 | 2/3 | | 0/2 | 0/1 |
| 12 | HUANG Hong | 6/27 | 22 | 3/6 | 1/4 | 1/5 | 0/4 | 1/3 | 0/5 |
| Totals | | 8/37 | 22 | 3/7 | 1/7 | 3/8 | 0/4 | 1/5 | 0/6 |

1st Half

| | |
|---------------|-------------------|
| PORTOVA Y | 1 (2') 0 |
| YAKOVLEVA N | 2 (4') 0 |
| PORTOVA Y | 3 (4') 0 |
| PIKALOVA M | 4 (8') 0 |
| KUBRINA N | 5 (7') 0 |
| | 5 (8') 1 LI W |
| PIKALOVA M | 6 (8') 1 |
| | 6 (9') 2 WANG S |
| ILYUKHINA Y | 7 (9') 2 |
| TYAPKOVA Y | 8 (10') 2 |
| | 8 (10') 3 LIU Y |
| | 8 (12') 4 LI W |
| | 8 (13') 5 LI W |
| ILYUKHINA Y | 9 (14') 5 |
| | 9 (14') 6 LI W |
| KUBRINA N | 10 (15') 6 |
| | 10 (16') 7 LI W |
| PIKALOVA M | 11 (17') 7 |
| PIKALOVA M | 12 (19') 7 |
| | 12 (19') 8 WANG S |
| PIKALOVA M | 13 (20') 8 |
| AJIDERSKAYA O | 14 (22') 8 |
| | 14 (23') 9 LIU X |
| | 14 (30') 10 LI W |

2nd Half

| | |
|---------------|---------------------|
| KUBRINA N | 15 (33') 10 |
| | 15 (34') 11 WANG S |
| TYAPKOVA Y | 16 (35') 11 |
| | 16 (36') 12 LIU Y |
| PIKALOVA M | 17 (36') 12 |
| | 17 (37') 13 LIU Y |
| | 17 (38') 14 WEI Q |
| KUBRINA N | 18 (39') 14 |
| | 18 (39') 15 LIU X |
| | 18 (41') 16 LI W |
| | 18 (42') 17 LI W |
| PIKALOVA M | 19 (44') 17 |
| | 19 (45') 18 WANG S |
| PORTOVA Y | 20 (47') 18 |
| VASSILYEVA Y | 21 (48') 18 |
| | 21 (48') 19 ZHANG G |
| PIKALOVA M | 22 (49') 19 |
| | 22 (49') 20 LIU X |
| AJIDERSKAYA O | 23 (50') 20 |
| AJIDERSKAYA O | 24 (50') 20 |
| | 24 (52') 21 LI W |
| KUBRINA N | 25 (53') 21 |
| | 25 (54') 22 WEI Q |
| AJIDERSKAYA O | 26 (55') 22 |
| | 26 (55') 23 LI W |
| AJIDERSKAYA O | 27 (57') 23 |
| | 27 (57') 24 LIU Y |
| | 27 (58') 25 LI W |
| ILYUKHINA Y | 28 (58') 25 |
| AJIDERSKAYA O | 29 (59') 25 |
| | 29 (60') 26 LIU Y |

| | | | | | |
|-------------------------|------------------------|----------------------------------|-------------------------|-------------------------|-------------------------|
| Legend: | % Efficiency | 2Min 2 Minute Suspensions | 6m 6-metre Shots | 7m 7-metre Shots | 9m 9-metre Shots |
| BT Breakthroughs | EX Exclusions | FB Fast Breaks | G/S Goals/Shots | RC Red Cards | |
| S/S Saves/Shots | Wing Wing Shots | YC Yellow Cards | | | |



MATCH TEAM STATISTICS

参赛队技术统计 / STATISTIQUES DU MATCH PAR ÉQUIPE

KAZ 29 - 26 CHN

(14 - 10) (15 - 16)

Referees: (13) LEMME F / (14) ULLRICH B (GER)

KAZ - Kazakhstan

| Players | | Shots | | | | | | | | Offence | | Defence | | Penalties | | | TP | |
|---------------|---------------------|-------|-----|-----|------|------|-----|-----|-----|---------|----|---------|----|-----------|------|----|----|-------|
| No. | Name | G/S | % | 6m | Wing | 9m | 7m | FB | BT | AS | TF | ST | BS | YC | 2Min | RC | EX | |
| 2 | NIKANDROVA Xeniya | 0/1 | 0 | | | 0/1 | | | | | 1 | | | | | | | 8:26 |
| 4 | BORECHKO Irina | | | | | | | | | | | | | 1 | 1 | | | 12:45 |
| 5 | PIKALOVA Marina | 8/9 | 89 | 0/1 | 4/4 | | | 2/2 | 2/2 | 1 | 1 | 1 | | | 1 | | | 60:00 |
| 7 | ISKAKOVA Gulzira | | | | | | | | | | | | | | | | | |
| 10 | PORTOVA Yelena | 3/4 | 75 | | | | 2/3 | 1/1 | | | 1 | | | | 1 | | | 20:37 |
| 12 | TRAVNIKOVA Olga | | | | | | | | | | | | | | | | | 6:20 |
| 15 | ILYUKHINA Yelena | 3/5 | 60 | 1/2 | | 2/2 | | | 0/1 | 1 | 3 | | 1 | | | | | 55:48 |
| 16 | PARFENOVA Tatiana | | | | | | | | | | 1 | | | | | | | 53:40 |
| 17 | KUBRINA Natalya | 5/6 | 83 | | 2/3 | | | | 3/3 | | 1 | 1 | | | | | | 55:50 |
| 19 | YAKOVLEVA Natalya | 1/4 | 25 | | | 0/2 | | 0/1 | 1/1 | 4 | 4 | | | | | | | 25:12 |
| 20 | VASSILYEVA Yana | 1/1 | 100 | 1/1 | | | | | | 2 | 2 | 1 | 3 | 1 | 1 | | | 53:55 |
| 21 | AJIDERSKAYA Olga | 6/8 | 75 | 2/3 | | 2/3 | 2/2 | | | 3 | 5 | 1 | | | 1 | | | 33:27 |
| 22 | MARKOVICH Yuliya | | | | | | | | | | | | | | | | | |
| 24 | TYAPKOVA Yekaterina | 2/4 | 50 | | 0/1 | 1/2 | | 1/1 | | | 1 | | | 1 | | | | 34:00 |
| | Bench/Team | | | | | | | | | | | | | | | | | |
| Totals | | 29/42 | 69 | 4/7 | 6/8 | 5/10 | 4/5 | 4/5 | 6/7 | 11 | 20 | 4 | 4 | 3 | 5 | 0 | 0 | |

| Goalkeepers | | Total Shots | | 6m Shots | | Wing Shots | | 9m Shots | | 7m Shots | | Fast Breaks | | Breakthroughs | |
|---------------|-------------------|-------------|----|----------|----|------------|----|----------|----|----------|----|-------------|-----|---------------|----|
| No. | Name | S/S | % | S/S | % | S/S | % | S/S | % | S/S | % | S/S | % | S/S | % |
| 12 | TRAVNIKOVA Olga | 1/5 | 20 | 0/1 | 0 | | | | | 1/3 | 33 | 0/1 | 0 | | |
| 16 | PARFENOVA Tatiana | 13/35 | 37 | 3/6 | 50 | 2/3 | 67 | 4/10 | 40 | 0/5 | 0 | 3/3 | 100 | 1/8 | 13 |
| Totals | | 14/40 | 35 | 3/7 | 43 | 2/3 | 67 | 4/10 | 40 | 1/8 | 13 | 3/4 | 75 | 1/8 | 13 |

| Team Shots | Goals | Saves | Missed | Post | Blocked | Total | % |
|---------------|-------|-------|--------|------|---------|-------|----|
| 6m Shots | 4 | 3 | 0 | 0 | 0 | 7 | 57 |
| Wing Shots | 6 | 1 | 0 | 1 | 0 | 8 | 75 |
| 9m Shots | 5 | 3 | 1 | 0 | 1 | 10 | 50 |
| 7m Shots | 4 | 0 | 1 | 0 | n/a | 5 | 80 |
| Fast Breaks | 4 | 1 | 0 | 0 | 0 | 5 | 80 |
| Breakthroughs | 6 | 0 | 0 | 1 | 0 | 7 | 86 |
| Totals | 29 | 8 | 2 | 2 | 1 | 42 | 69 |

Number of Attacks: 61, Scoring Efficiency: 48%



OSC GYMNASIUM
 奥体中心体育馆
 GYMNASE DU CSO

FRI 星期五 VEN
 15 AUG 2008
 9:00

HANDBALL
 手球 / HANDBALL

WOMEN
 女子项目 / FEMMES

PRELIMINARY GROUP A - MATCH 19
 预赛A组 - 第19场 / PRÉLIMINAIRE GROUPE A - MATCH 19



MATCH TEAM STATISTICS

参赛队技术统计 / STATISTIQUES DU MATCH PAR ÉQUIPE

KAZ 29 - 26 CHN
 (14 - 10) (15 - 16)

Referees: (13) LEMME F / (14) ULLRICH B (GER)

KAZ - Kazakhstan

Shots Distribution

| Players | | | Goals / Shots | | | |
|----------------|-----------------|-------------------------------|----------------|-----------------------|----------------|--------------|
| 2 NIKANDROVA X | 4 BORECHKO I | 5 PIKALOVA M | 7 ISKAKOVA G | 10 PORTOVA Y | 15 ILYUKHINA Y | 17 KUBRINA N |
| 1-Blocked | | 1/1 3/4 1/1 1/1 1/1 1/1 | | 1-Missed | 1-Post | 1-Post |
| 19 YAKOVLEVA N | 20 VASSILYEVA Y | 21 AJIDERSKAYA O | 22 MARKOVICH Y | 24 TYAPKOVA Y | | |
| 1-Missed | | 1/1 1/1 0/1 1/1 0/1 3/3 | | 0/1 0/1 1/1 1/1 | | |

Team

Offence

Defence

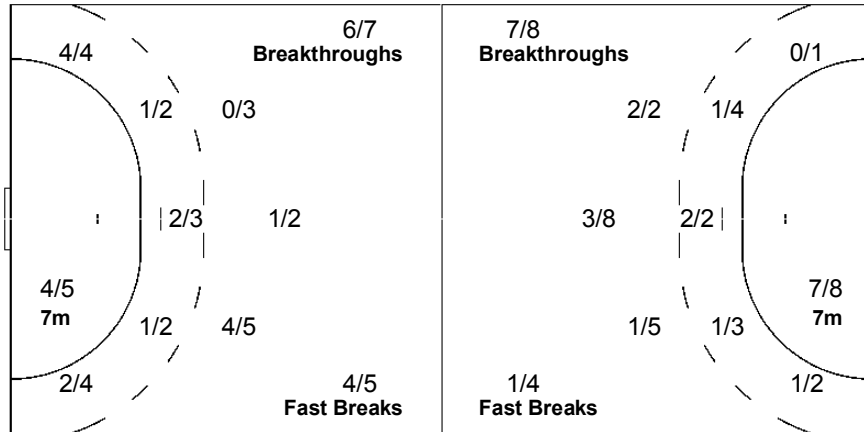
Goalkeepers

Goals / Shots

Saves / Shots

| | | |
|-----|-----|-----|
| 4/4 | 6/7 | 0/1 |
| 2/2 | | 2/6 |
| 7/7 | 1/3 | 7/7 |

2-Missed 2-Post 1-Blocked



| | | |
|-----|-----|------|
| 0/4 | 1/3 | 0/1 |
| 2/6 | | 3/6 |
| 2/8 | 2/2 | 4/10 |

12 TRAVNIKOVA O

| | | |
|-----|-----|-----|
| | 0/2 | 0/1 |
| 1/1 | | |
| | | 0/1 |

16 PARFENOVA T

| | | |
|-----|-----|-----|
| 0/4 | 1/1 | |
| 1/5 | | 3/6 |
| 2/8 | 2/2 | 4/9 |



MATCH TEAM STATISTICS

参赛队技术统计 / STATISTIQUES DU MATCH PAR ÉQUIPE

KAZ 29 - 26 CHN

(14 - 10) (15 - 16)

Referees: (13) LEMME F / (14) ULLRICH B (GER)

CHN - China

| Players | | Shots | | | | | | | | Offence | | Defence | | Penalties | | | TP | |
|---------------|---------------|-------|-----|-----|------|------|-----|-----|-----|---------|----|---------|----|-----------|------|----|----|-------|
| No. | Name | G/S | % | 6m | Wing | 9m | 7m | FB | BT | AS | TF | ST | BS | YC | 2Min | RC | EX | |
| 1 | LIU Guini | | | | | | | | | | | | | | | | | 13:38 |
| 2 | WEI Qiuxiang | 2/5 | 40 | 1/2 | 1/2 | | | 0/1 | | | | 1 | | 1 | | | | 60:00 |
| 3 | LIU Yun | 5/5 | 100 | 2/2 | | | 3/3 | | | 2 | 2 | | | | | | | 26:30 |
| 7 | ZHANG Geng | 1/1 | 100 | 1/1 | | | | | | | 2 | | | | | | | 10:57 |
| 9 | WANG Min | 0/1 | 0 | | | | | 0/1 | | 1 | | 4 | | | | | | 40:26 |
| 10 | WANG Shasha | 4/8 | 50 | 0/1 | | 2/5 | | | 2/2 | | 4 | 1 | | | 1 | | | 60:00 |
| 12 | HUANG Hong | | | | | | | | | | | 1 | | | | | | 46:22 |
| 14 | LIU Xiaomei | 3/8 | 38 | | | 2/6 | | | 1/2 | 2 | 4 | | 1 | | 1 | | | 45:22 |
| 15 | SUN Laimiao | | | | | | | | | | | | | 1 | 1 | | | 24:48 |
| 18 | WU Wenjuan | | | | | | | | | | | | | | | | | 16:51 |
| 19 | LI Weiwei | 11/18 | 61 | 0/3 | | 2/4 | 4/5 | 1/2 | 4/4 | 2 | 1 | | | | | | | 49:57 |
| 21 | LI Bing | | | | | | | | | | | | | | | | | 8:20 |
| 22 | HUANG Dongjie | 0/1 | 0 | | 0/1 | | | | | 1 | 3 | | | 1 | | | | 16:49 |
| 23 | YAN Meizhu | | | | | | | | | | | | | | | | | |
| | Bench/Team | | | | | | | | | | | | | | | | | |
| Totals | | 26/47 | 55 | 4/9 | 1/3 | 6/15 | 7/8 | 1/4 | 7/8 | 8 | 16 | 7 | 1 | 3 | 3 | 0 | 0 | |

| Goalkeepers | | Total Shots | | 6m Shots | | Wing Shots | | 9m Shots | | 7m Shots | | Fast Breaks | | Breakthroughs | |
|---------------|------------|-------------|----|----------|----|------------|----|----------|----|----------|---|-------------|----|---------------|---|
| No. | Name | S/S | % | S/S | % | S/S | % | S/S | % | S/S | % | S/S | % | S/S | % |
| 1 | LIU Guini | 2/10 | 20 | 0/1 | 0 | 0/3 | 0 | 2/3 | 67 | | | 0/2 | 0 | 0/1 | 0 |
| 12 | HUANG Hong | 6/27 | 22 | 3/6 | 50 | 1/4 | 25 | 1/5 | 20 | 0/4 | 0 | 1/3 | 33 | 0/5 | 0 |
| Totals | | 8/37 | 22 | 3/7 | 43 | 1/7 | 14 | 3/8 | 38 | 0/4 | 0 | 1/5 | 20 | 0/6 | 0 |

| Team Shots | Goals | Saves | Missed | Post | Blocked | Total | % |
|---------------|-------|-------|--------|------|---------|-------|----|
| 6m Shots | 4 | 3 | 0 | 1 | 1 | 9 | 44 |
| Wing Shots | 1 | 2 | 0 | 0 | 0 | 3 | 33 |
| 9m Shots | 6 | 4 | 2 | 0 | 3 | 15 | 40 |
| 7m Shots | 7 | 1 | 0 | 0 | n/a | 8 | 88 |
| Fast Breaks | 1 | 3 | 0 | 0 | 0 | 4 | 25 |
| Breakthroughs | 7 | 1 | 0 | 0 | 0 | 8 | 88 |
| Totals | 26 | 14 | 2 | 1 | 4 | 47 | 55 |

Number of Attacks: 60, Scoring Efficiency: 43%



OSC GYMNASIUM
 奥体中心体育馆
 GYMNASE DU CSO

FRI 星期五 VEN
 15 AUG 2008
 9:00

HANDBALL
 手球 / HANDBALL

WOMEN
 女子项目 / FEMMES

PRELIMINARY GROUP A - MATCH 19
 预赛A组 - 第19场 / PRÉLIMINAIRE GROUPE A - MATCH 19



MATCH TEAM STATISTICS

参赛队技术统计 / STATISTIQUES DU MATCH PAR ÉQUIPE

KAZ 29 - 26 CHN
 (14 - 10) (15 - 16)

Referees: (13) LEMME F / (14) ULLRICH B (GER)

CHN - China

Shots Distribution

Players
Goals / Shots

| | | | | | | | | | | | | | | | | | | | | |
|---------|-----|--|---------|-----|-----|-----------|--|--|----------|--|--|-----------|--|-----|-----------|--|-----|-----------|--|--|
| 2 WEI Q | | | 3 LIU Y | | | 7 ZHANG G | | | 9 WANG M | | | 10 WANG S | | | 14 LIU X | | | 15 SUN L | | |
| | 0/1 | | 1/1 | 2/2 | 1/1 | 1/1 | | | | | | 1/1 | | | 1/1 | | | | | |
| 2/2 | | | | | 1/1 | | | | | | | | | 1/2 | 1/2 | | 0/1 | | | |
| | 0/1 | | | | | | | | 0/1 | | | 1/1 | | 1/1 | 1/1 | | 0/2 | | | |
| 1-Post | | | | | | | | | | | | 2-Missed | | | 1-Blocked | | | 1-Blocked | | |

| | | | | | | | | | | | | | | |
|---------|--|--|-----------|-----|-----|---------|--|--|------------|--|-----|----------|--|--|
| 18 WU W | | | 19 LI W | | | 21 LI B | | | 22 HUANG D | | | 23 YAN M | | |
| | | | | | | | | | | | | | | |
| | | | 1/2 | | 1/1 | | | | | | 0/1 | | | |
| | | | 4/5 | 0/1 | 5/7 | | | | | | | | | |
| | | | 2-Blocked | | | | | | | | | | | |

| Team | Offence | Defence | Goalkeepers | | | | | | | | | | | | | | | | | | | | | | | | | | | | | | | | | | | | |
|---|---------|---------|---------------|-----|--|-----|-----|-----|------|--|--|---|-----|-----|-----|-----|--|-----|-----|-----|-----|--|-----|--|--|--|-----|--|-----|-----|-----|-----|-----|-----|--|-----|-----|-----|-----|
| Goals / Shots | | | Saves / Shots | | | | | | | | | | | | | | | | | | | | | | | | | | | | | | | | | | | | |
| <table border="1"> <tr><td>4/4</td><td>2/3</td><td>1/1</td></tr> <tr><td>4/6</td><td></td><td>3/6</td></tr> <tr><td>6/8</td><td>0/2</td><td>6/10</td></tr> </table> 2-Missed 1-Post 4-Blocked | 4/4 | 2/3 | 1/1 | 4/6 | | 3/6 | 6/8 | 0/2 | 6/10 | | | <table border="1"> <tr><td>0/4</td><td>1/7</td><td>1/1</td></tr> <tr><td>0/2</td><td></td><td>4/6</td></tr> <tr><td>0/7</td><td>2/3</td><td>0/7</td></tr> </table> 1 LIU G <table border="1"> <tr><td></td><td>0/4</td><td></td></tr> <tr><td></td><td></td><td>1/3</td></tr> <tr><td></td><td>1/2</td><td>0/1</td></tr> </table> 12 HUANG H <table border="1"> <tr><td>0/4</td><td>1/3</td><td>1/1</td></tr> <tr><td>0/2</td><td></td><td>3/3</td></tr> <tr><td>0/7</td><td>1/1</td><td>0/6</td></tr> </table> | 0/4 | 1/7 | 1/1 | 0/2 | | 4/6 | 0/7 | 2/3 | 0/7 | | 0/4 | | | | 1/3 | | 1/2 | 0/1 | 0/4 | 1/3 | 1/1 | 0/2 | | 3/3 | 0/7 | 1/1 | 0/6 |
| 4/4 | 2/3 | 1/1 | | | | | | | | | | | | | | | | | | | | | | | | | | | | | | | | | | | | | |
| 4/6 | | 3/6 | | | | | | | | | | | | | | | | | | | | | | | | | | | | | | | | | | | | | |
| 6/8 | 0/2 | 6/10 | | | | | | | | | | | | | | | | | | | | | | | | | | | | | | | | | | | | | |
| 0/4 | 1/7 | 1/1 | | | | | | | | | | | | | | | | | | | | | | | | | | | | | | | | | | | | | |
| 0/2 | | 4/6 | | | | | | | | | | | | | | | | | | | | | | | | | | | | | | | | | | | | | |
| 0/7 | 2/3 | 0/7 | | | | | | | | | | | | | | | | | | | | | | | | | | | | | | | | | | | | | |
| | 0/4 | | | | | | | | | | | | | | | | | | | | | | | | | | | | | | | | | | | | | | |
| | | 1/3 | | | | | | | | | | | | | | | | | | | | | | | | | | | | | | | | | | | | | |
| | 1/2 | 0/1 | | | | | | | | | | | | | | | | | | | | | | | | | | | | | | | | | | | | | |
| 0/4 | 1/3 | 1/1 | | | | | | | | | | | | | | | | | | | | | | | | | | | | | | | | | | | | | |
| 0/2 | | 3/3 | | | | | | | | | | | | | | | | | | | | | | | | | | | | | | | | | | | | | |
| 0/7 | 1/1 | 0/6 | | | | | | | | | | | | | | | | | | | | | | | | | | | | | | | | | | | | | |

Legend:

| | | | | |
|----------------------------|----------------------------------|-------------------------|-------------------------|-------------------------|
| % Efficiency | 2Min 2 Minute Suspensions | 6m 6-metre Shots | 7m 7-metre Shots | 9m 9-metre Shots |
| AS Assists | BS Blocked Shots | BT Breakthroughs | EX Exclusions | FB Fast Breaks |
| G/S Goals/Shots | n/a not applicable | RC Red Cards | S/S Saves/Shots | ST Steals |
| TF Technical Faults | TP Time Played | Wing Wing Shots | YC Yellow Cards | |





RESULTS

比赛成绩 / RÉSULTATS

ROU 28 - 23 ANG

(16 - 7) (12 - 16)

Referees: (1) AIRES MENEZES J / (2) APARECIDO PINTO R (BRA)

RUNNING SCORE

ROU - ANG

ROU - Romania

| Players | | Shots | | | | | | | | Penalties | | | |
|---------|--------------------------|-------|----|-----|------|-------|-----|-----|-----|-----------|------|----|----|
| No. | Name | G/S | % | 6m | Wing | 9m | 7m | FB | BT | YC | 2Min | RC | EX |
| 1 | PISLARU Tereza | | | | | | | | | | | | |
| 2 | MAIER Ramona | 7/9 | 78 | 0/1 | | | 6/7 | 1/1 | | | | | |
| 4 | BIRSAN Florina | 1/2 | 50 | 1/1 | | | | | 0/1 | | | | |
| 5 | AMARIEI Carmen | 3/7 | 43 | | | 2/6 | | | 1/1 | | 1 | | |
| 7 | OLTEANU Adriana | 3/4 | 75 | | 1/2 | 1/1 | | 1/1 | | | | | |
| 8 | NEAGU Cristina Georgiana | 3/5 | 60 | | | 3/5 | | | | | 1 | | |
| 9 | BRADEANU Aurelia | 1/2 | 50 | | | 1/2 | | | | | | | |
| 10 | STANCA Ionela | 2/3 | 67 | 1/1 | | | | 1/2 | | | | | |
| 12 | TOLNAI Talida | | | | | | | | | | | | |
| 15 | ELISEI Neli | 3/4 | 75 | 1/1 | 1/1 | 1/2 | | | | | | | |
| 16 | DINU Luminita | | | | | | | | | | | | |
| 18 | MEIROSU Laura | 1/4 | 25 | 0/1 | | 1/3 | | | | 1 | 1 | | |
| 19 | BESE Valeria | | | | | | | | | 1 | | | |
| 99 | LECUSANU Narcisa | 4/9 | 44 | 1/1 | | 1/2 | | 0/2 | 2/4 | | | | |
| | Bench/Team | | | | | | | | | | | | |
| | Totals | 28/49 | 57 | 4/6 | 2/3 | 10/21 | 6/7 | 3/6 | 3/6 | 2 | 3 | 0 | 0 |

| Goalkeepers | | Saves | | | | | | | |
|-------------|----------------|-------|----|-----|------|------|-----|-----|-----|
| No. | Name | S/S | % | 6m | Wing | 9m | 7m | FB | BT |
| 1 | PISLARU Tereza | 1/12 | 8 | 0/4 | 0/1 | 1/4 | | 0/3 | |
| 12 | TOLNAI Talida | 3/10 | 30 | | 1/2 | 2/6 | | 0/1 | 0/1 |
| 16 | DINU Luminita | 3/8 | 38 | | 1/2 | 1/5 | | | 1/1 |
| | Totals | 7/30 | 23 | 0/4 | 2/5 | 4/15 | 0/0 | 0/4 | 1/2 |

ANG - Angola

| Players | | Shots | | | | | | | | Penalties | | | |
|---------|-----------------------------------|-------|----|-----|------|-------|-----|-----|-----|-----------|------|----|----|
| No. | Name | G/S | % | 6m | Wing | 9m | 7m | FB | BT | YC | 2Min | RC | EX |
| 1 | TAVARES Maria Odete Sanches | | | | | | | | | | | | |
| 2 | EDUARDO Maria Teresa Neto Joaquim | 2/3 | 67 | 1/1 | | | | | 1/2 | 1 | 1 | | |
| 3 | BENGUE Ilda Maria | 6/9 | 67 | 3/3 | | 0/3 | | 3/3 | | | | | |
| 4 | CARLOS Azenaide Danila Jose | 0/2 | 0 | | | 0/2 | | | | | | | |
| 5 | TRINDADE Filomena Jose | 0/1 | 0 | | 0/1 | | | | | | | | |
| 6 | CALANDULA Bombo Madalena | | | | | | | | | | | | |
| 8 | De ALMEIDA Nair Filipe Pires | 8/15 | 53 | | | 8/14 | | | 0/1 | | 1 | | |
| 9 | DOMBAXI Wuta Waco Bige | | | | | | | | | | | | |
| 10 | FERNANDES Isabel Sambovo | 3/6 | 50 | | 1/2 | 2/4 | | | | | | | |
| 12 | PEDRO Maria Rosa da Costa | | | | | | | | | | | | |
| 13 | KIALA Luisa | 1/6 | 17 | | | 1/5 | | | 0/1 | | | | |
| 14 | BERNARDO Natalia Maria | 3/4 | 75 | | 2/3 | | | 1/1 | | | | | |
| 15 | CAILO Elisabeth Jurema Faro | 0/1 | 0 | | 0/1 | | | | | 1 | | | |
| 17 | VIEGAS Elizabeth Amelia Basilio | 0/1 | 0 | | | | | 0/1 | | 1 | | | |
| | Bench/Team | | | | | | | | | | | | |
| | Totals | 23/48 | 48 | 4/4 | 3/7 | 11/28 | 0/0 | 4/5 | 1/4 | 3 | 2 | 0 | 0 |

| Goalkeepers | | Saves | | | | | | | |
|-------------|-----------------------------|-------|----|-----|------|------|-----|-----|-----|
| No. | Name | S/S | % | 6m | Wing | 9m | 7m | FB | BT |
| 1 | TAVARES Maria Odete Sanches | 13/40 | 33 | 2/6 | 1/3 | 4/14 | 1/6 | 2/5 | 3/6 |
| 12 | PEDRO Maria Rosa da Costa | 0/1 | 0 | | | | 0/1 | | |
| | Totals | 13/41 | 32 | 2/6 | 1/3 | 4/14 | 1/7 | 2/5 | 3/6 |

| 1st Half | |
|------------|-------------------------|
| MAIER R | 1 (3') 0 |
| ELISEI N | 2 (4') 0 |
| STANCA I | 3 (6') 0 |
| | 3 (6') 1 De ALMEIDA N |
| | 3 (7') 2 BERNARDO NM |
| | 4 (9') 2 |
| STANCA I | 4 (11') 3 De ALMEIDA N |
| MAIER R | 5 (13') 3 |
| ELISEI N | 6 (14') 3 |
| | 6 (15') 4 De ALMEIDA N |
| | 6 (16') 5 De ALMEIDA N |
| LECUSANU N | 7 (16') 5 |
| AMARIEI C | 8 (18') 5 |
| ELISEI N | 9 (19') 5 |
| | 9 (21') 6 De ALMEIDA N |
| LECUSANU N | 10 (22') 6 |
| LECUSANU N | 11 (23') 6 |
| OLTEANU A | 12 (24') 6 |
| OLTEANU A | 13 (25') 6 |
| OLTEANU A | 14 (26') 6 |
| AMARIEI C | 15 (27') 6 |
| LECUSANU N | 16 (29') 6 |
| | 16 (30') 7 De ALMEIDA N |

| 2nd Half | |
|------------|--------------------------|
| | 16 (31') 8 De ALMEIDA N |
| | 16 (32') 9 BERNARDO NM |
| MAIER R | 17 (35') 9 |
| | 17 (36') 10 EDUARDO M |
| BIRSAN F | 18 (36') 10 |
| | 18 (37') 11 BERNARDO NM |
| | 18 (39') 12 KIALA L |
| MAIER R | 19 (39') 12 |
| MAIER R | 20 (41') 12 |
| | 20 (43') 13 BENGUE IM |
| AMARIEI C | 21 (43') 13 |
| | 21 (45') 14 BENGUE IM |
| MEIROSU L | 22 (45') 14 |
| | 22 (46') 15 BENGUE IM |
| MAIER R | 23 (46') 15 |
| | 23 (48') 16 BENGUE IM |
| NEAGU CG | 24 (49') 16 |
| | 24 (50') 17 BENGUE IM |
| | 24 (51') 18 BENGUE IM |
| BRADEANU A | 25 (53') 18 |
| | 25 (53') 19 FERNANDES IS |
| NEAGU CG | 26 (54') 19 |
| | 26 (55') 20 FERNANDES IS |
| MAIER R | 27 (57') 20 |
| | 27 (58') 21 FERNANDES IS |
| | 27 (59') 22 De ALMEIDA N |
| NEAGU CG | 28 (59') 22 |
| | 28 (60') 23 EDUARDO M |

| Legend: | | | | | | | | | |
|---------|---------------|------|----------------------|----|---------------|-----|---------------|----|---------------|
| % | Efficiency | 2Min | 2 Minute Suspensions | 6m | 6-metre Shots | 7m | 7-metre Shots | 9m | 9-metre Shots |
| BT | Breakthroughs | EX | Exclusions | FB | Fast Breaks | G/S | Goals/Shots | RC | Red Cards |
| S/S | Saves/Shots | Wing | Wing Shots | YC | Yellow Cards | | | | |



MATCH TEAM STATISTICS

参赛队技术统计 / STATISTIQUES DU MATCH PAR ÉQUIPE

ROU 28 - 23 ANG

(16 - 7) (12 - 16)

Referees: (1) AIRES MENEZES J / (2) APARECIDO PINTO R (BRA)

ROU - Romania

| No. | Name | Shots | | | | | | | | Offence | | Defence | | Penalties | | | | TP |
|---------------|--------------------------|-------|----|-----|------|-------|-----|-----|-----|---------|----|---------|----|-----------|------|----|----|-------|
| | | G/S | % | 6m | Wing | 9m | 7m | FB | BT | AS | TF | ST | BS | YC | 2Min | RC | EX | |
| 1 | PISLARU Tereza | | | | | | | | | | | | | | | | | 18:49 |
| 2 | MAIER Ramona | 7/9 | 78 | 0/1 | | | 6/7 | 1/1 | | 1 | 1 | | | | | | | 7:22 |
| 4 | BIRSAN Florina | 1/2 | 50 | 1/1 | | | | | 0/1 | 1 | 1 | | | | | | | 33:05 |
| 5 | AMARIEI Carmen | 3/7 | 43 | | | 2/6 | | | 1/1 | 1 | 3 | | 1 | | 1 | | | 43:28 |
| 7 | OLTEANU Adriana | 3/4 | 75 | | 1/2 | 1/1 | | 1/1 | | | | | | | | | | 44:21 |
| 8 | NEAGU Cristina Georgiana | 3/5 | 60 | | | 3/5 | | | | 1 | 1 | 1 | 1 | | 1 | | | 30:00 |
| 9 | BRADEANU Aurelia | 1/2 | 50 | | | 1/2 | | | | 2 | | 1 | 1 | | | | | 14:24 |
| 10 | STANCA Ionela | 2/3 | 67 | 1/1 | | | | 1/2 | | 1 | | 1 | | | | | | 19:08 |
| 12 | TOLNAI Talida | | | | | | | | | | | | | | | | | 25:28 |
| 15 | ELISEI Neli | 3/4 | 75 | 1/1 | 1/1 | 1/2 | | | | 1 | 2 | | | | | | | 45:39 |
| 16 | DINU Luminita | | | | | | | | | | | | | | | | | 15:43 |
| 18 | MEIROSU Laura | 1/4 | 25 | 0/1 | | 1/3 | | | | 3 | 3 | | | 1 | 1 | | | 53:13 |
| 19 | BESE Valeria | | | | | | | | | | | 2 | 1 | | | | | 16:07 |
| 99 | LECUSANU Narcisa | 4/9 | 44 | 1/1 | | 1/2 | | 0/2 | 2/4 | 3 | 3 | | | | | | | 53:13 |
| | Bench/Team | | | | | | | | | | | | | | | | | |
| Totals | | 28/49 | 57 | 4/6 | 2/3 | 10/21 | 6/7 | 3/6 | 3/6 | 14 | 14 | 3 | 5 | 2 | 3 | 0 | 0 | |

| No. | Name | Total Shots | | 6m Shots | | Wing Shots | | 9m Shots | | 7m Shots | | Fast Breaks | | Breakthroughs | |
|---------------|----------------|-------------|----|----------|---|------------|----|----------|----|----------|---|-------------|---|---------------|-----|
| | | S/S | % | S/S | % | S/S | % | S/S | % | S/S | % | S/S | % | S/S | % |
| 1 | PISLARU Tereza | 1/12 | 8 | 0/4 | 0 | 0/1 | 0 | 1/4 | 25 | | | 0/3 | 0 | | |
| 12 | TOLNAI Talida | 3/10 | 30 | | | 1/2 | 50 | 2/6 | 33 | | | 0/1 | 0 | 0/1 | 0 |
| 16 | DINU Luminita | 3/8 | 38 | | | 1/2 | 50 | 1/5 | 20 | | | | | 1/1 | 100 |
| Totals | | 7/30 | 23 | 0/4 | 0 | 2/5 | 40 | 4/15 | 27 | 0/0 | 0 | 0/4 | 0 | 1/2 | 50 |

| Team Shots | Goals | Saves | Missed | Post | Blocked | Total | % |
|---------------|-------|-------|--------|------|---------|-------|----|
| 6m Shots | 4 | 2 | 0 | 0 | 0 | 6 | 67 |
| Wing Shots | 2 | 1 | 0 | 0 | 0 | 3 | 67 |
| 9m Shots | 10 | 4 | 2 | 0 | 5 | 21 | 48 |
| 7m Shots | 6 | 1 | 0 | 0 | n/a | 7 | 86 |
| Fast Breaks | 3 | 2 | 1 | 0 | 0 | 6 | 50 |
| Breakthroughs | 3 | 3 | 0 | 0 | 0 | 6 | 50 |
| Totals | 28 | 13 | 3 | 0 | 5 | 49 | 57 |

Number of Attacks: 56, Scoring Efficiency: 50%



OSC GYMNASIUM
 奥体中心体育馆
 GYMNASE DU CSO

FRI 星期五 VEN
 15 AUG 2008
 15:45

HANDBALL
 手球 / HANDBALL

WOMEN
 女子项目 / FEMMES

PRELIMINARY GROUP A - MATCH 22
 预赛A组 - 第22场 / PRÉLIMINAIRE GROUPE A - MATCH 22



MATCH TEAM STATISTICS
 参赛队技术统计 / STATISTIQUES DU MATCH PAR ÉQUIPE

ROU 28 - 23 ANG
 (16 - 7) (12 - 16)

Referees: (1) AIRES MENEZES J / (2) APARECIDO PINTO R (BRA)

ROU - Romania

Shots Distribution

Players
Goals / Shots

| | | | | | | | | | | | | | | | | | | | | |
|-------------|-----|-----|--------------|-----|-----|-------------|-----------|-----|---------------|-----|-----|------------|--|-----|--------------|--|-----|-------------|-----|--|
| 2 MAIER R | | | 4 BIRSAN F | | | 5 AMARIEI C | | | 7 OLTEANU A | | | 8 NEAGU CG | | | 9 BRADEANU A | | | 10 STANCA I | | |
| | | 1/1 | | | 1/1 | 1/2 | | | | | | 1/1 | | 1/1 | 1/1 | | | | | |
| 0/1 | | 1/1 | 0/1 | | | | | 1/1 | | | 0/1 | | | 0/1 | | | | | | |
| | 3/3 | 2/3 | | | | | 1/1 | | 3/3 | | | | | 1/1 | | | 0/1 | 1/1 | 1/1 | |
| | | | | | | 2-Missed | 1-Blocked | | | | | 1-Blocked | | | | | | 1-Missed | | |
| 15 ELISEI N | | | 18 MEIROSU L | | | 19 BESE V | | | 99 LECUSANU N | | | | | | | | | | | |
| | 1/1 | 1/1 | | | | | | | 1/1 | | | | | | | | | | | |
| 1/1 | | | | | | | | | | | 1/2 | | | | | | | | | |
| | | | | 0/1 | 1/1 | | | | 1/1 | 0/2 | 1/3 | | | | | | | | | |
| | | | 1-Blocked | | | 2-Blocked | | | | | | | | | | | | | | |

| Team | Offence | Defence | Goalkeepers | | | | | | | | | | | | | | | | | | | | | | | | | | | | | | | | | | | | | | | |
|--|---------|---------|---------------|-----|--|-----|-----|-----|-----|--|--|---|--|--|-----|-----|-----|--|-----|-----|------|--|--|--|-----|--|-----|--|--|-----|-----|--|-----|--|--|--|-----|-----|--|-----|-----|-----|
| Goals / Shots | | | Saves / Shots | | | | | | | | | | | | | | | | | | | | | | | | | | | | | | | | | | | | | | | |
| <table border="1"> <tr><td>4/5</td><td>1/1</td><td>4/4</td></tr> <tr><td>1/3</td><td></td><td>3/6</td></tr> <tr><td>5/5</td><td>5/8</td><td>5/9</td></tr> </table> <p>3-Missed 5-Blocked</p> | 4/5 | 1/1 | 4/4 | 1/3 | | 3/6 | 5/5 | 5/8 | 5/9 | | | <table border="1"> <tr><td></td><td></td><td>0/1</td></tr> <tr><td>0/1</td><td>2/2</td><td></td></tr> <tr><td>1/8</td><td>0/1</td><td>4/17</td></tr> </table> <p>1 PISLARU T</p> <table border="1"> <tr><td></td><td></td><td></td></tr> <tr><td>0/3</td><td></td><td>1/9</td></tr> </table> <p>12 TOLNAI T</p> <table border="1"> <tr><td></td><td></td><td>0/1</td></tr> <tr><td>1/4</td><td></td><td>2/5</td></tr> </table> <p>16 DINU L</p> <table border="1"> <tr><td></td><td></td><td></td></tr> <tr><td>0/1</td><td>2/2</td><td></td></tr> <tr><td>0/1</td><td>0/1</td><td>1/3</td></tr> </table> | | | 0/1 | 0/1 | 2/2 | | 1/8 | 0/1 | 4/17 | | | | 0/3 | | 1/9 | | | 0/1 | 1/4 | | 2/5 | | | | 0/1 | 2/2 | | 0/1 | 0/1 | 1/3 |
| 4/5 | 1/1 | 4/4 | | | | | | | | | | | | | | | | | | | | | | | | | | | | | | | | | | | | | | | | |
| 1/3 | | 3/6 | | | | | | | | | | | | | | | | | | | | | | | | | | | | | | | | | | | | | | | | |
| 5/5 | 5/8 | 5/9 | | | | | | | | | | | | | | | | | | | | | | | | | | | | | | | | | | | | | | | | |
| | | 0/1 | | | | | | | | | | | | | | | | | | | | | | | | | | | | | | | | | | | | | | | | |
| 0/1 | 2/2 | | | | | | | | | | | | | | | | | | | | | | | | | | | | | | | | | | | | | | | | | |
| 1/8 | 0/1 | 4/17 | | | | | | | | | | | | | | | | | | | | | | | | | | | | | | | | | | | | | | | | |
| | | | | | | | | | | | | | | | | | | | | | | | | | | | | | | | | | | | | | | | | | | |
| 0/3 | | 1/9 | | | | | | | | | | | | | | | | | | | | | | | | | | | | | | | | | | | | | | | | |
| | | 0/1 | | | | | | | | | | | | | | | | | | | | | | | | | | | | | | | | | | | | | | | | |
| 1/4 | | 2/5 | | | | | | | | | | | | | | | | | | | | | | | | | | | | | | | | | | | | | | | | |
| | | | | | | | | | | | | | | | | | | | | | | | | | | | | | | | | | | | | | | | | | | |
| 0/1 | 2/2 | | | | | | | | | | | | | | | | | | | | | | | | | | | | | | | | | | | | | | | | | |
| 0/1 | 0/1 | 1/3 | | | | | | | | | | | | | | | | | | | | | | | | | | | | | | | | | | | | | | | | |



MATCH TEAM STATISTICS

参赛队技术统计 / STATISTIQUES DU MATCH PAR ÉQUIPE

ROU 28 - 23 ANG

(16 - 7) (12 - 16)

Referees: (1) AIRES MENEZES J / (2) APARECIDO PINTO R (BRA)

ANG - Angola

| No. | Name | Shots | | | | | | | | Offence | | Defence | | Penalties | | | TP | |
|---------------|-----------------------------------|-------|----|-----|------|-------|-----|-----|-----|---------|----|---------|----|-----------|------|----|----|-------|
| | | G/S | % | 6m | Wing | 9m | 7m | FB | BT | AS | TF | ST | BS | YC | 2Min | RC | | EX |
| 1 | TAVARES Maria Odete Sanches | | | | | | | | | 1 | 1 | | | | | | | 59:34 |
| 2 | EDUARDO Maria Teresa Neto Joaquim | 2/3 | 67 | 1/1 | | | | | 1/2 | | 4 | | | 1 | 1 | | | 48:58 |
| 3 | BENGUE Ilda Maria | 6/9 | 67 | 3/3 | | 0/3 | | 3/3 | | | 1 | 1 | 2 | | | | | 41:36 |
| 4 | CARLOS Azenaide Danila Jose | 0/2 | 0 | | | 0/2 | | | | | 1 | | | | | | | 10:06 |
| 5 | TRINDADE Filomena Jose | 0/1 | 0 | | 0/1 | | | | | 1 | 2 | 2 | | | | | | 38:27 |
| 6 | CALANDULA Bombo Madalena | | | | | | | | | 1 | | | | | | | | 13:26 |
| 8 | De ALMEIDA Nair Filipe Pires | 8/15 | 53 | | | 8/14 | | | 0/1 | 1 | 4 | | 2 | | 1 | | | 49:11 |
| 9 | DOMBAXI Wuta Waco Bige | | | | | | | | | 1 | 1 | | | | | | | 9:18 |
| 10 | FERNANDES Isabel Sambovo | 3/6 | 50 | | 1/2 | 2/4 | | | | | 1 | 1 | | | | | | 19:49 |
| 12 | PEDRO Maria Rosa da Costa | | | | | | | | | | | | | | | | | 0:26 |
| 13 | KIALA Luisa | 1/6 | 17 | | | 1/5 | | | 0/1 | 3 | | | 1 | | | | | 36:28 |
| 14 | BERNARDO Natalia Maria | 3/4 | 75 | | 2/3 | | | 1/1 | | 1 | 3 | | | | | | | 41:22 |
| 15 | CAILO Elisabeth Jurema Faro | 0/1 | 0 | | 0/1 | | | | | | | | | 1 | | | | 13:07 |
| 17 | VIEGAS Elizabeth Amelia Basilio | 0/1 | 0 | | | | | 0/1 | | | | | | 1 | | | | 38:12 |
| | Bench/Team | | | | | | | | | | | | | | | | | |
| Totals | | 23/48 | 48 | 4/4 | 3/7 | 11/28 | 0/0 | 4/5 | 1/4 | 9 | 18 | 4 | 5 | 3 | 2 | 0 | 0 | |

| No. | Name | Total Shots | | 6m Shots | | Wing Shots | | 9m Shots | | 7m Shots | | Fast Breaks | | Breakthroughs | |
|---------------|-----------------------------|-------------|----|----------|----|------------|----|----------|----|----------|----|-------------|----|---------------|----|
| | | S/S | % | S/S | % | S/S | % | S/S | % | S/S | % | S/S | % | S/S | % |
| 1 | TAVARES Maria Odete Sanches | 13/40 | 33 | 2/6 | 33 | 1/3 | 33 | 4/14 | 29 | 1/6 | 17 | 2/5 | 40 | 3/6 | 50 |
| 12 | PEDRO Maria Rosa da Costa | 0/1 | 0 | | | | | | | 0/1 | 0 | | | | |
| Totals | | 13/41 | 32 | 2/6 | 33 | 1/3 | 33 | 4/14 | 29 | 1/7 | 14 | 2/5 | 40 | 3/6 | 50 |

| Team Shots | Goals | Saves | Missed | Post | Blocked | Total | % |
|---------------|-------|-------|--------|------|---------|-------|-----|
| 6m Shots | 4 | 0 | 0 | 0 | 0 | 4 | 100 |
| Wing Shots | 3 | 2 | 0 | 2 | 0 | 7 | 43 |
| 9m Shots | 11 | 4 | 5 | 3 | 5 | 28 | 39 |
| 7m Shots | | | | | n/a | | |
| Fast Breaks | 4 | 0 | 1 | 0 | 0 | 5 | 80 |
| Breakthroughs | 1 | 1 | 1 | 1 | 0 | 4 | 25 |
| Totals | 23 | 7 | 7 | 6 | 5 | 48 | 48 |

Number of Attacks: 57, Scoring Efficiency: 40%



MATCH TEAM STATISTICS

参赛队技术统计 / STATISTIQUES DU MATCH PAR ÉQUIPE

ROU 28 - 23 ANG

(16 - 7) (12 - 16)

Referees: (1) AIRES MENEZES J / (2) APARECIDO PINTO R (BRA)

ANG - Angola

Shots Distribution

| Players | | | | | | | |
|-----------------|-------------|-----------------|---------------|----------------|----------------|---------------------------|--|
| Goals / Shots | | | | | | | |
| 2 EDUARDO M | 3 BENGUE IM | 4 CARLOS ADJ | 5 TRINDADE FJ | 6 CALANDULA BM | 8 De ALMEIDA N | 9 DOMBAXI WWB | |
| 0/1 | 2/3 | | | | 1/1 | | |
| | 4/4 | 0/1 | | | 1/1 | | |
| | | | | | 3/3 | 1/1 | |
| | | | | | 2/2 | | |
| 2-Blocked | | 1-Blocked | | 1-Post | | 3-Missed 2-Post 2-Blocked | |
| 10 FERNANDES IS | 13 KIALA L | 14 BERNARDO NM | 15 CAILO EJF | 17 VIEGAS EAB | | | |
| | | 0/1 | | | | | |
| 1/1 | | | | | | | |
| | | 2/2 | | | | | |
| | 1/3 | 1/1 | 2/2 | 0/1 | | | |
| 2-Missed 1-Post | | 1-Missed 2-Post | | 1-Missed | | | |

| Team | Offence | Defence | Goalkeepers |
|---------------------------|-------------------|---------|---------------|
| Goals / Shots | | | Saves / Shots |
| 1/1 | 0/1 | 3/6 | 1/5 |
| 0/2 | 1/4 Breakthroughs | 1/1 | 0/1 |
| 7/8 | 0/5 | 2/3 | 0/4 |
| 1/1 | 0/0 | 7/16 | 3/6 |
| 13/17 | 4/4 | 2/2 | 0/5 |
| 7-Missed 6-Post 5-Blocked | 3/11 | 2/4 | 3/8 |
| | 8/12 | 0/1 | 4/9 |
| | 4/5 Fast Breaks | 6/7 7m | |
| | 3/6 | 1/2 | |
| | | | 1 TAVARES MOS |
| | | | 1/5 |
| | | | 0/1 |
| | | | 0/4 |
| | | | 2/3 |
| | | | 3/6 |
| | | | 0/5 |
| | | | 3/7 |
| | | | 4/9 |
| | | | 12 PEDRO MRDC |
| | | | |
| | | | 0/1 |

| Legend: | | | | | | | |
|---------|------------------|------|----------------------|------|---------------|-----|---------------|
| % | Efficiency | 2Min | 2 Minute Suspensions | 6m | 6-metre Shots | 7m | 7-metre Shots |
| AS | Assists | BS | Blocked Shots | BT | Breakthroughs | EX | Exclusions |
| G/S | Goals/Shots | n/a | not applicable | RC | Red Cards | S/S | Saves/Shots |
| TF | Technical Faults | TP | Time Played | Wing | Wing Shots | YC | Yellow Cards |
| | | | | | | 9m | 9-metre Shots |
| | | | | | | FB | Fast Breaks |
| | | | | | | ST | Steals |



RESULTS

比赛成绩 / RÉSULTATS

FRA 24 - 34 NOR
(12 - 15) (12 - 19)

Referees: (25) KRSTIC N / (26) LJUBIC P (SLO)

RUNNING SCORE

FRA - NOR

FRA - France

| Players | | Shots | | | | | | | | Penalties | | | |
|------------|----------------------------|-------|-----|-----|------|------|-----|-----|-----|-----------|------|----|----|
| No. | Name | G/S | % | 6m | Wing | 9m | 7m | FB | BT | YC | 2Min | RC | EX |
| 4 | KAMTO NJITAM Nina | 1/2 | 50 | 0/1 | | | | 1/1 | | 1 | | | |
| 5 | AYGLON Camille | 3/4 | 75 | | | 0/1 | | 2/2 | 1/1 | | | | |
| 8 | PECQUEUX-ROLLAND Veronique | 0/1 | 0 | | | | | 0/1 | | | 1 | | |
| 9 | BAUDOUIIN Paule | 6/9 | 67 | 1/1 | 1/2 | 1/1 | 3/4 | 0/1 | | | 1 | | |
| 10 | HERBRECHT Sophie | 2/9 | 22 | | | 2/9 | | | | 1 | | | |
| 11 | CANO Stephanie | 2/5 | 40 | | 1/4 | | | 1/1 | | | | | |
| 12 | LEYNAUD Amandine | | | | | | | | | | | | |
| 13 | WENDLING Isabelle | 2/2 | 100 | 1/1 | | | | 1/1 | | | 1 | | |
| 16 | NICOLAS Valerie | | | | | | | | | | | | |
| 19 | VANPARYS-TORRES Christine | 3/6 | 50 | | | 2/5 | | | 1/1 | | | | |
| 20 | TERVEL Raphaelle | 1/3 | 33 | | 1/2 | 0/1 | | | | | | | |
| 21 | TOUNKARA Maakan | 1/4 | 25 | | 1/3 | | | 0/1 | | | | | |
| 23 | LACRABERE Alexandra | 1/2 | 50 | | | 0/1 | | | 1/1 | 1 | 1 | | |
| 24 | SIGNATE Mariama | 2/7 | 29 | | | 1/6 | | 1/1 | | | | | |
| Bench/Team | | | | | | | | | | | | | |
| Totals | | 24/54 | 44 | 2/3 | 4/11 | 6/24 | 3/4 | 6/9 | 3/3 | 3 | 4 | 0 | 0 |

| Goalkeepers | | Saves | | | | | | | |
|-------------|------------------|-------|----|-----|------|------|-----|-----|-----|
| No. | Name | S/S | % | 6m | Wing | 9m | 7m | FB | BT |
| 12 | LEYNAUD Amandine | 2/11 | 18 | 0/1 | 0/4 | 2/3 | | 0/2 | 0/1 |
| 16 | NICOLAS Valerie | 13/38 | 34 | 2/8 | 4/5 | 6/17 | | 0/5 | 1/3 |
| Totals | | 15/49 | 31 | 2/9 | 4/9 | 8/20 | 0/0 | 0/7 | 1/4 |

NOR - Norway

| Players | | Shots | | | | | | | | Penalties | | | |
|------------|----------------------------|-------|-----|------|------|-------|-----|-----|-----|-----------|------|----|----|
| No. | Name | G/S | % | 6m | Wing | 9m | 7m | FB | BT | YC | 2Min | RC | EX |
| 1 | GRIMSBOE Kari Aalvik | | | | | | | | | | | | |
| 3 | NYBERG Katja | 6/12 | 50 | 1/1 | | 4/10 | | 1/1 | | 1 | | | |
| 4 | AAMODT Ragnhild | 1/2 | 50 | 1/1 | 0/1 | | | | | | | | |
| 5 | SNORROEGGEN Goeril | 3/3 | 100 | | 1/1 | 1/1 | | 1/1 | | | | | |
| 6 | LYBEKK Else Marthe Soerlie | | | | | | | | | 1 | 1 | | |
| 7 | NOESTVOLD Tonje | 3/9 | 33 | | 0/1 | 2/7 | | | 1/1 | | | | |
| 8 | BREIVANG Karoline Dyhre | 2/2 | 100 | 1/1 | | | | 1/1 | | | 1 | | |
| 9 | LUNDE Kristine | | | | | | | | | | | | |
| 10 | HAMMERSENG Gro | 4/8 | 50 | 1/4 | | 2/2 | | 1/1 | 0/1 | 1 | 1 | | |
| 11 | JOHANSEN Kari Mette | 3/3 | 100 | 2/2 | 1/1 | | | | | | | | |
| 13 | FRAFJORD Marit Malm | 1/2 | 50 | 1/2 | | | | | | | | | |
| 14 | LARSEN Tonje | 5/7 | 71 | | | 2/4 | | 1/1 | 2/2 | | | | |
| 16 | HARALDSEN Katrine Lunde | | | | | | | | | | | | |
| 18 | RIEGELHUTH Linn-Kristin | 6/9 | 67 | | 3/5 | 1/2 | | 2/2 | | | | | |
| Bench/Team | | | | | | | | | | | | | |
| Totals | | 34/57 | 60 | 7/11 | 5/9 | 12/26 | 0/0 | 7/7 | 3/4 | 3 | 3 | 0 | 0 |

| Goalkeepers | | Saves | | | | | | | |
|-------------|-------------------------|-------|----|-----|------|------|-----|-----|-----|
| No. | Name | S/S | % | 6m | Wing | 9m | 7m | FB | BT |
| 1 | GRIMSBOE Kari Aalvik | 1/3 | 33 | 0/1 | | | 1/2 | | |
| 16 | HARALDSEN Katrine Lunde | 17/39 | 44 | 1/2 | 6/10 | 8/14 | 0/2 | 2/8 | 0/3 |
| Totals | | 18/42 | 43 | 1/3 | 6/10 | 8/14 | 1/4 | 2/8 | 0/3 |

| | | 1st Half | |
|-------------|-------------|--------------|--|
| WENDLING I | 1 (1') 0 | | |
| HERBRECHT S | 1 (1') 1 | HAMMERSENG G | |
| | 2 (3') 1 | | |
| | 2 (4') 2 | LARSEN T | |
| | 2 (6') 3 | NYBERG K | |
| WENDLING I | 3 (7') 3 | | |
| | 3 (8') 4 | HAMMERSENG G | |
| TERVEL R | 4 (8') 4 | | |
| | 4 (8') 5 | NOESTVOLD T | |
| AYGLON C | 5 (8') 5 | | |
| | 5 (11') 6 | LARSEN T | |
| BAUDOUIIN P | 6 (11') 6 | | |
| | 6 (14') 7 | NOESTVOLD T | |
| | 6 (15') 8 | HAMMERSENG G | |
| BAUDOUIIN P | 7 (16') 8 | | |
| | 7 (18') 9 | RIEGELHUTH L | |
| | 7 (19') 10 | NYBERG K | |
| HERBRECHT S | 8 (20') 10 | | |
| | 8 (22') 11 | JOHANSEN KM | |
| TOUNKARA M | 9 (23') 11 | | |
| | 9 (24') 12 | JOHANSEN KM | |
| | 9 (24') 13 | AAMODT R | |
| BAUDOUIIN P | 10 (25') 13 | | |
| | 10 (26') 14 | NOESTVOLD T | |
| SIGNATE M | 11 (26') 14 | | |
| AYGLON C | 12 (28') 14 | | |
| | 12 (30') 15 | NYBERG K | |

| | | 2nd Half | |
|-------------------|-------------|---------------|--|
| KAMTO NJITAM N | 13 (33') 15 | | |
| CANO S | 14 (34') 15 | | |
| | 14 (34') 16 | LARSEN T | |
| VANPARYS-TORRES C | 15 (35') 16 | | |
| | 15 (37') 17 | LARSEN T | |
| | 15 (38') 18 | RIEGELHUTH L | |
| AYGLON C | 16 (39') 18 | | |
| | 16 (39') 19 | JOHANSEN KM | |
| VANPARYS-TORRES C | 17 (40') 19 | | |
| | 17 (40') 20 | LARSEN T | |
| | 17 (41') 21 | RIEGELHUTH L | |
| LACRABERE A | 18 (42') 21 | | |
| | 18 (42') 22 | RIEGELHUTH L | |
| | 18 (43') 23 | RIEGELHUTH L | |
| | 18 (44') 24 | BREIVANG KD | |
| VANPARYS-TORRES C | 19 (45') 24 | | |
| | 19 (46') 25 | RIEGELHUTH L | |
| BAUDOUIIN P | 20 (46') 25 | | |
| | 20 (46') 26 | NYBERG K | |
| | 20 (47') 27 | NYBERG K | |
| BAUDOUIIN P | 21 (52') 27 | | |
| | 21 (53') 28 | BREIVANG KD | |
| | 21 (55') 29 | FRAFJORD MM | |
| | 21 (57') 30 | SNORROEGGEN G | |
| CANO S | 22 (57') 30 | | |
| | 22 (58') 31 | HAMMERSENG G | |
| SIGNATE M | 23 (59') 31 | | |
| | 23 (59') 32 | SNORROEGGEN G | |
| BAUDOUIIN P | 24 (59') 32 | | |
| | 24 (60') 33 | SNORROEGGEN G | |
| | 24 (60') 34 | NYBERG K | |

| Legend: | | | | | | | | | |
|---------|---------------|------|----------------------|----|---------------|-----|---------------|----|---------------|
| % | Efficiency | 2Min | 2 Minute Suspensions | 6m | 6-metre Shots | 7m | 7-metre Shots | 9m | 9-metre Shots |
| BT | Breakthroughs | EX | Exclusions | FB | Fast Breaks | G/S | Goals/Shots | RC | Red Cards |
| S/S | Saves/Shots | Wing | Wing Shots | YC | Yellow Cards | | | | |



MATCH TEAM STATISTICS

参赛队技术统计 / STATISTIQUES DU MATCH PAR ÉQUIPE

FRA 24 - 34 NOR

(12 - 15) (12 - 19)

Referees: (25) KRSTIC N / (26) LJUBIC P (SLO)

FRA - France

| No. | Name | Shots | | | | | | | | Offence | | Defence | | Penalties | | | | TP |
|---------------|----------------------------|-------|-----|-----|------|------|-----|-----|-----|---------|----|---------|----|-----------|------|----|----|-------|
| | | G/S | % | 6m | Wing | 9m | 7m | FB | BT | AS | TF | ST | BS | YC | 2Min | RC | EX | |
| 4 | KAMTO NJITAM Nina | 1/2 | 50 | 0/1 | | | | 1/1 | | 2 | | 1 | | 1 | | | | 27:55 |
| 5 | AYGLON Camille | 3/4 | 75 | | | 0/1 | | 2/2 | 1/1 | 3 | 3 | | | | | | | 38:20 |
| 8 | PECQUEUX-ROLLAND Veronique | 0/1 | 0 | | | | | 0/1 | | 4 | 2 | | | | 1 | | | 25:47 |
| 9 | BAUDOUIN Paule | 6/9 | 67 | 1/1 | 1/2 | 1/1 | 3/4 | 0/1 | | | | | | | 1 | | | 25:11 |
| 10 | HERBRECHT Sophie | 2/9 | 22 | | | 2/9 | | | | 2 | 2 | | | 1 | | | | 40:13 |
| 11 | CANO Stephanie | 2/5 | 40 | | 1/4 | | | 1/1 | | | | | | | | | | 32:31 |
| 12 | LEYNAUD Amandine | | | | | | | | | | | | | | | | | 13:46 |
| 13 | WENDLING Isabelle | 2/2 | 100 | 1/1 | | | | 1/1 | | | 1 | 1 | | | 1 | | | 40:05 |
| 16 | NICOLAS Valerie | | | | | | | | | | | 1 | | | | | | 46:14 |
| 19 | VANPARYS-TORRES Christine | 3/6 | 50 | | | 2/5 | | | 1/1 | | 1 | | | | | | | 16:18 |
| 20 | TERVEL Raphaelle | 1/3 | 33 | | 1/2 | 0/1 | | | | | | | | | | | | 38:21 |
| 21 | TOUNKARA Maakan | 1/4 | 25 | | 1/3 | | | 0/1 | | | | | | | | | | 27:29 |
| 23 | LACRABERE Alexandra | 1/2 | 50 | | | 0/1 | | | 1/1 | | | | | 1 | 1 | | | 22:47 |
| 24 | SIGNATE Mariama | 2/7 | 29 | | | 1/6 | | 1/1 | | 1 | 3 | 3 | | | | | | 25:03 |
| | Bench/Team | | | | | | | | | | | | | | | | | |
| Totals | | 24/54 | 44 | 2/3 | 4/11 | 6/24 | 3/4 | 6/9 | 3/3 | 12 | 12 | 6 | 0 | 3 | 4 | 0 | 0 | |

| No. | Name | Total Shots | | 6m Shots | | Wing Shots | | 9m Shots | | 7m Shots | | Fast Breaks | | Breakthroughs | |
|---------------|------------------|-------------|----|----------|----|------------|----|----------|----|----------|---|-------------|---|---------------|----|
| | | S/S | % | S/S | % | S/S | % | S/S | % | S/S | % | S/S | % | S/S | % |
| 12 | LEYNAUD Amandine | 2/11 | 18 | 0/1 | 0 | 0/4 | 0 | 2/3 | 67 | | | 0/2 | 0 | 0/1 | 0 |
| 16 | NICOLAS Valerie | 13/38 | 34 | 2/8 | 25 | 4/5 | 80 | 6/17 | 35 | | | 0/5 | 0 | 1/3 | 33 |
| Totals | | 15/49 | 31 | 2/9 | 22 | 4/9 | 44 | 8/20 | 40 | 0/0 | 0 | 0/7 | 0 | 1/4 | 25 |

| Team Shots | Goals | Saves | Missed | Post | Blocked | Total | % |
|---------------|-------|-------|--------|------|---------|-------|-----|
| 6m Shots | 2 | 1 | 0 | 0 | 0 | 3 | 67 |
| Wing Shots | 4 | 6 | 0 | 1 | 0 | 11 | 36 |
| 9m Shots | 6 | 8 | 4 | 0 | 6 | 24 | 25 |
| 7m Shots | 3 | 1 | 0 | 0 | n/a | 4 | 75 |
| Fast Breaks | 6 | 2 | 1 | 0 | 0 | 9 | 67 |
| Breakthroughs | 3 | 0 | 0 | 0 | 0 | 3 | 100 |
| Totals | 24 | 18 | 5 | 1 | 6 | 54 | 44 |

Number of Attacks: 63, Scoring Efficiency: 38%



OSC GYMNASIUM
 奥体中心体育馆
 GYMNASE DU CSO

FRI 星期五 VEN
 15 AUG 2008
 19:00

HANDBALL
 手球 / HANDBALL

WOMEN
 女子项目 / FEMMES

PRELIMINARY GROUP A - MATCH 23
 预赛A组 - 第23场 / PRÉLIMINAIRE GROUPE A - MATCH 23



MATCH TEAM STATISTICS
 参赛队技术统计 / STATISTIQUES DU MATCH PAR ÉQUIPE

FRA 24 - 34 NOR
 (12 - 15) (12 - 19)

Referees: (25) KRSTIC N / (26) LJUBIC P (SLO)

FRA - France

Shots Distribution

| Players | | | Goals / Shots | | | |
|-----------------------|-----------------|----------------------|----------------|----------------------------|-------------|---------------|
| 4 KAMTO NJITAM N | 5 AYGLON C | 8 PECQUEUX-ROLLAND V | 9 BAUDOIN P | 10 HERBRECHT S | 11 CANO S | 13 WENDLING I |
| 1/2 | 1/1 1/1 0/1 | 1-Missed | 2/3 1/2 1/1 | 1/1 0/1 1/3 0/1 | 0/1 1/2 0/1 | 1/1 3-Blocked |
| 19 VANPARYS-TORRES C | 20 TERVEL R | 21 TOUNKARA M | 23 LACRABERE A | 24 SIGNATE M | | |
| 0/1 1/1 1/1 2-Blocked | 0/1 1/2 0/1 0/1 | 1/2 0/1 0/1 1-Missed | 1/1 1-Missed | 0/1 2/2 3-Missed 1-Blocked | | |

| Team | Offence | Defence | Goalkeepers |
|--|---|--|---|
| Goals / Shots | | | Saves / Shots |
| 2/5 3/4 5/7 5-Missed 1-Post 6-Blocked | <p>3/3 Breakthroughs</p> <p>6/9 Fast Breaks</p> <p>2/7 0/0 0/2 2/3 3/9 0/0 3/13 2/4</p> <p>3/4 7m</p> | <p>3/4 Breakthroughs</p> <p>7/7 Fast Breaks</p> <p>3/6 3/5 2/4 2/3 2/2 3/7 2/2</p> <p>0/0 7m</p> | <p>3/6 2/5 2/4</p> <p>2/2 3/5</p> <p>0/10 2/9 1/8</p> <p>12 LEYNAUD A</p> <p>1/1 1/3 0/4 0/2 0/1</p> <p>16 NICOLAS V</p> <p>3/6 1/2 2/4</p> <p>1/1 3/5</p> <p>0/6 2/7 1/7</p> |



MATCH TEAM STATISTICS

参赛队技术统计 / STATISTIQUES DU MATCH PAR ÉQUIPE

FRA 24 - 34 NOR

(12 - 15) (12 - 19)

Referees: (25) KRSTIC N / (26) LJUBIC P (SLO)

NOR - Norway

| No. | Name | Shots | | | | | | | | Offence | | Defence | | Penalties | | | TP | |
|---------------|----------------------------|-------|-----|------|------|-------|-----|-----|-----|---------|----|---------|----|-----------|------|----|----|-------|
| | | G/S | % | 6m | Wing | 9m | 7m | FB | BT | AS | TF | ST | BS | YC | 2Min | RC | | EX |
| 1 | GRIMSBOE Kari Aalvik | | | | | | | | | | | | | | | | | 1:25 |
| 3 | NYBERG Katja | 6/12 | 50 | 1/1 | | 4/10 | | 1/1 | | 4 | 3 | 2 | 1 | 1 | | | | 50:48 |
| 4 | AAMODT Ragnhild | 1/2 | 50 | 1/1 | 0/1 | | | | | | 1 | | | | | | | 8:05 |
| 5 | SNORROEGGEN Goeril | 3/3 | 100 | | 1/1 | 1/1 | | 1/1 | | | | 1 | | | | | | 18:20 |
| 6 | LYBEKK Else Marthe Soerlie | | | | | | | | | | | 1 | | 1 | 1 | | | 38:38 |
| 7 | NOESTVOLD Tonje | 3/9 | 33 | | 0/1 | 2/7 | | | 1/1 | 2 | 1 | | | | | | | 31:41 |
| 8 | BREIVANG Karoline Dyhre | 2/2 | 100 | 1/1 | | | | 1/1 | | | | 1 | | | 1 | | | 16:28 |
| 9 | LUNDE Kristine | | | | | | | | | | 1 | | | | | | | 5:15 |
| 10 | HAMMERSENG Gro | 4/8 | 50 | 1/4 | | 2/2 | | 1/1 | 0/1 | 3 | 1 | 1 | | 1 | 1 | | | 45:51 |
| 11 | JOHANSEN Kari Mette | 3/3 | 100 | 2/2 | 1/1 | | | | | | | | | | | | | 41:40 |
| 13 | FRAFJORD Marit Malm | 1/2 | 50 | 1/2 | | | | | | | | | | | | | | 21:22 |
| 14 | LARSEN Tonje | 5/7 | 71 | | | 2/4 | | 1/1 | 2/2 | 2 | 2 | | 4 | | | | | 36:52 |
| 16 | HARALDSEN Katrine Lunde | | | | | | | | | | | | | | | | | 57:31 |
| 18 | RIEGELHUTH Linn-Kristin | 6/9 | 67 | | 3/5 | 1/2 | | 2/2 | | | 1 | 1 | | | | | | 46:04 |
| | Bench/Team | | | | | | | | | | 1 | | | | | | | |
| Totals | | 34/57 | 60 | 7/11 | 5/9 | 12/26 | 0/0 | 7/7 | 3/4 | 11 | 11 | 7 | 5 | 3 | 3 | 0 | 0 | |

| No. | Name | Total Shots | | 6m Shots | | Wing Shots | | 9m Shots | | 7m Shots | | Fast Breaks | | Breakthroughs | |
|---------------|-------------------------|-------------|----|----------|----|------------|----|----------|----|----------|----|-------------|----|---------------|---|
| | | S/S | % | S/S | % | S/S | % | S/S | % | S/S | % | S/S | % | S/S | % |
| 1 | GRIMSBOE Kari Aalvik | 1/3 | 33 | 0/1 | 0 | | | | | 1/2 | 50 | | | | |
| 16 | HARALDSEN Katrine Lunde | 17/39 | 44 | 1/2 | 50 | 6/10 | 60 | 8/14 | 57 | 0/2 | 0 | 2/8 | 25 | 0/3 | 0 |
| Totals | | 18/42 | 43 | 1/3 | 33 | 6/10 | 60 | 8/14 | 57 | 1/4 | 25 | 2/8 | 25 | 0/3 | 0 |

| Team Shots | Goals | Saves | Missed | Post | Blocked | Total | % |
|---------------|-------|-------|--------|------|---------|-------|-----|
| 6m Shots | 7 | 2 | 2 | 0 | 0 | 11 | 64 |
| Wing Shots | 5 | 4 | 0 | 0 | 0 | 9 | 56 |
| 9m Shots | 12 | 8 | 2 | 4 | 0 | 26 | 46 |
| 7m Shots | | | | | n/a | | |
| Fast Breaks | 7 | 0 | 0 | 0 | 0 | 7 | 100 |
| Breakthroughs | 3 | 1 | 0 | 0 | 0 | 4 | 75 |
| Totals | 34 | 15 | 4 | 4 | 0 | 57 | 60 |

Number of Attacks: 64, Scoring Efficiency: 53%



MATCH TEAM STATISTICS
 参赛队技术统计 / STATISTIQUES DU MATCH PAR ÉQUIPE

FRA 24 - 34 NOR
 (12 - 15) (12 - 19)

Referees: (25) KRSTIC N / (26) LJUBIC P (SLO)

NOR - Norway

Shots Distribution

| Players | | | Goals / Shots | | | |
|-----------------|----------------|-----------------|---------------|-----------------|---------------|-----------|
| 3 NYBERG K | 4 AAMODT R | 5 SNORROEGGEN G | 6 LYBEKK EMS | 7 NOESTVOLD T | 8 BREIVANG KD | 9 LUNDE K |
| 1/2 | | 0/1 | | 0/2 | 0/1 | |
| 0/1 | | | | 0/1 | 1/1 | |
| 1/1 | 1/3 | 1/1 | | 1/1 | 1/1 | |
| 2-Post | | | 2-Post | | | |
| 10 HAMMERSENG G | 11 JOHANSEN KM | 13 FRAFJORD MM | 14 LARSEN T | 18 RIEGELHUTH L | | |
| 1/1 | | 0/1 | 1/1 | 1/1 | 2/2 | 0/1 |
| | | | | | | 0/1 |
| | 1/1 | 2/3 | 2/2 | 2/2 | 2/2 | 1/1 |
| 2-Missed | | | 1-Missed | | 1-Missed | |

| Team | Offence | Defence | Goalkeepers |
|---------------|-------------------|-------------------|-----------------|
| Goals / Shots | | | Saves / Shots |
| 3/6 | 3/4 Breakthroughs | 3/3 Breakthroughs | 3/5 |
| 0/2 | 3/7 | 3/13 | 1/2 |
| 10/10 | 2/2 | 0/0 | 3/6 |
| 7/9 | 2/3 | 3/9 | 2/5 |
| 7/8 | 2/4 | 2/3 | 3/7 |
| 4-Missed | 7/17 | 0/2 | |
| 4-Post | 0/0 7m | 0/0 | 1 GRIMSBOE KA |
| | 3/5 | 0/0 | 1/1 |
| | 3/6 | 3/4 7m | 0/1 |
| | 7/7 Fast Breaks | 2/7 | |
| | | 6/9 Fast Breaks | 16 HARALDSEN KL |
| | | | 3/5 |
| | | | 1/2 |
| | | | 2/5 |
| | | | 1/4 |
| | | | 3/5 |
| | | | 2/6 |
| | | | 2/5 |
| | | | 3/7 |

| Legend: | | | | | | | |
|---------|------------------|------|----------------------|------|---------------|-----|---------------|
| % | Efficiency | 2Min | 2 Minute Suspensions | 6m | 6-metre Shots | 7m | 7-metre Shots |
| AS | Assists | BS | Blocked Shots | BT | Breakthroughs | EX | Exclusions |
| G/S | Goals/Shots | n/a | not applicable | RC | Red Cards | S/S | Saves/Shots |
| TF | Technical Faults | TP | Time Played | Wing | Wing Shots | YC | Yellow Cards |
| | | | | | | 9m | 9-metre Shots |
| | | | | | | FB | Fast Breaks |
| | | | | | | ST | Steals |



RESULTS

比赛成绩 / RÉSULTATS

ANG 24 - 24 KAZ

(16 - 14) (8 - 10)

Referees: (21) DIN C / (22) DINU S (ROU)

ANG - Angola

| Players | | Shots | | | | | | | | Penalties | | | |
|---------|-----------------------------------|-------|-----|-----|------|------|-----|-----|-------|-----------|------|----|----|
| No. | Name | G/S | % | 6m | Wing | 9m | 7m | FB | BT | YC | 2Min | RC | EX |
| 1 | TAVARES Maria Odete Sanches | | | | | | | | | | 1 | | |
| 2 | EDUARDO Maria Teresa Neto Joaquim | 4/8 | 50 | 1/1 | | 0/3 | | | 3/4 | 1 | 1 | | |
| 3 | BENGUE Ilda Maria | 6/13 | 46 | 0/1 | | 3/9 | 2/2 | | 1/1 | | | | |
| 4 | CARLOS Azenaide Danila Jose | 0/1 | 0 | | | 0/1 | | | | | | | |
| 5 | TRINDADE Filomena Jose | 2/4 | 50 | | 1/2 | | | 0/1 | 1/1 | | 1 | | |
| 6 | CALANDULA Bombo Madalena | | | | | | | | | | | | |
| 8 | De ALMEIDA Nair Filipe Pires | 5/17 | 29 | 0/1 | | 2/13 | | | 3/3 | 1 | | | |
| 9 | DOMBAXI Wuta Waco Bige | 1/3 | 33 | 0/1 | | 0/1 | | | 1/1 | | | | |
| 10 | FERNANDES Isabel Sambovo | 0/3 | 0 | 0/1 | | 0/1 | | 0/1 | | | | | |
| 12 | PEDRO Maria Rosa da Costa | | | | | | | | | | | | |
| 14 | BERNARDO Natalia Maria | 3/5 | 60 | | 0/1 | | | 1/2 | 2/2 | | | | |
| 15 | CAILO Elisabeth Jurema Faro | | | | | | | | | | | 1 | |
| 17 | VIEGAS Elizabeth Amelia Basilio | 3/3 | 100 | 3/3 | | | | | | 1 | 1 | | |
| | Bench/Team | | | | | | | | | | | | |
| Totals | | 24/57 | 42 | 4/8 | 1/3 | 5/28 | 2/2 | 1/4 | 11/12 | 3 | 5 | 0 | 0 |

| Goalkeepers | | Saves | | | | | | | |
|-------------|-----------------------------|-------|----|-----|------|------|-----|-----|-----|
| No. | Name | S/S | % | 6m | Wing | 9m | 7m | FB | BT |
| 1 | TAVARES Maria Odete Sanches | 8/26 | 31 | 0/3 | 0/2 | 8/12 | 0/5 | 0/2 | 0/2 |
| 12 | PEDRO Maria Rosa da Costa | 2/8 | 25 | 1/1 | | 1/2 | 0/3 | 0/1 | 0/1 |
| Totals | | 10/34 | 29 | 1/4 | 0/2 | 9/14 | 0/8 | 0/3 | 0/3 |

KAZ - Kazakhstan

| Players | | Shots | | | | | | | | Penalties | | | |
|---------|---------------------|-------|-----|-----|------|------|-----|-----|-----|-----------|------|----|----|
| No. | Name | G/S | % | 6m | Wing | 9m | 7m | FB | BT | YC | 2Min | RC | EX |
| 2 | NIKANDROVA Xeniya | 0/1 | 0 | | | 0/1 | | | | | | | |
| 4 | BORECHKO Irina | | | | | | | | | 1 | 1 | | |
| 5 | PIKALOVA Marina | 1/2 | 50 | | 1/2 | | | | | | 1 | | |
| 7 | ISKAKOVA Gulzira | | | | | | | | | | | | |
| 10 | PORTOVA Yelena | 5/5 | 100 | 1/1 | | | 4/4 | | | | 2 | | |
| 12 | TRAVNIKOVA Olga | | | | | | | | | | | | |
| 15 | ILYUKHINA Yelena | 4/8 | 50 | 1/2 | | 2/5 | | | 1/1 | 1 | 1 | | |
| 16 | PARFENOVA Tatiana | | | | | | | | | | | | |
| 17 | KUBRINA Natalya | 5/5 | 100 | | 1/1 | | | 2/2 | 2/2 | | | | |
| 19 | YAKOVLEVA Natalya | 2/11 | 18 | | | 2/11 | | | | | | | |
| 20 | VASSILYEVA Yana | 2/3 | 67 | 1/2 | | | | 1/1 | | 1 | | | |
| 21 | AJIDERSKAYA Olga | 5/19 | 26 | | | 1/14 | 4/5 | | | | | | |
| 22 | MARKOVICH Yuliya | | | | | | | | | | | | |
| 24 | TYAPKOVA Yekaterina | 0/1 | 0 | | | 0/1 | | | | | | | |
| | Bench/Team | | | | | | | | | | | | |
| Totals | | 24/55 | 44 | 3/5 | 2/3 | 5/32 | 8/9 | 3/3 | 3/3 | 3 | 5 | 0 | 0 |

| Goalkeepers | | Saves | | | | | | | |
|-------------|-------------------|-------|----|-----|------|------|-----|-----|------|
| No. | Name | S/S | % | 6m | Wing | 9m | 7m | FB | BT |
| 12 | TRAVNIKOVA Olga | 16/29 | 55 | 3/5 | 2/2 | 8/11 | 0/2 | 2/2 | 1/7 |
| 16 | PARFENOVA Tatiana | 2/13 | 15 | 0/2 | 0/1 | 1/3 | | 1/2 | 0/5 |
| Totals | | 18/42 | 43 | 3/7 | 2/3 | 9/14 | 0/2 | 3/4 | 1/12 |

RUNNING SCORE

ANG - KAZ

| 1st Half | |
|-------------|---------------|
| 0 (2') 1 | AJIDERSKAYA O |
| 1 (2') 1 | VIEGAS EAB |
| 2 (3') 1 | BENGUE IM |
| 2 (4') 2 | KUBRINA N |
| 3 (4') 2 | VIEGAS EAB |
| 3 (4') 3 | ILYUKHINA Y |
| 3 (7') 4 | AJIDERSKAYA O |
| 3 (8') 5 | YAKOVLEVA N |
| 3 (9') 6 | KUBRINA N |
| 4 (9') 6 | De ALMEIDA N |
| 4 (10') 7 | ILYUKHINA Y |
| 5 (11') 7 | TRINDADE FJ |
| 5 (12') 8 | AJIDERSKAYA O |
| 6 (13') 8 | BENGUE IM |
| 7 (14') 8 | De ALMEIDA N |
| 8 (15') 8 | BERNARDO NM |
| 9 (16') 8 | De ALMEIDA N |
| 10 (17') 8 | TRINDADE FJ |
| 11 (18') 8 | BERNARDO NM |
| 11 (18') 9 | YAKOVLEVA N |
| 11 (19') 10 | KUBRINA N |
| 12 (20') 10 | EDUARDO M |
| 13 (21') 10 | BENGUE IM |
| 13 (23') 11 | PORTOVA Y |
| 14 (23') 11 | VIEGAS EAB |
| 14 (25') 12 | VASSILYEVA Y |
| 15 (26') 12 | De ALMEIDA N |
| 15 (26') 13 | VASSILYEVA Y |
| 16 (27') 13 | BERNARDO NM |
| 16 (28') 14 | AJIDERSKAYA O |

2nd Half

| | |
|-------------|---------------|
| 16 (35') 15 | AJIDERSKAYA O |
| 17 (37') 15 | EDUARDO M |
| 18 (37') 15 | BENGUE IM |
| 18 (38') 16 | ILYUKHINA Y |
| 19 (39') 16 | De ALMEIDA N |
| 19 (40') 17 | PIKALOVA M |
| 19 (41') 18 | PORTOVA Y |
| 19 (42') 19 | PORTOVA Y |
| 19 (44') 20 | KUBRINA N |
| 20 (45') 20 | DOMBAXI WWB |
| 20 (46') 21 | KUBRINA N |
| 20 (46') 22 | PORTOVA Y |
| 20 (48') 23 | ILYUKHINA Y |
| 21 (52') 23 | BENGUE IM |
| 21 (53') 24 | PORTOVA Y |
| 22 (53') 24 | EDUARDO M |
| 23 (54') 24 | EDUARDO M |
| 24 (59') 24 | BENGUE IM |

| Legend: | | | | | | | | | |
|---------|---------------|------|----------------------|----|---------------|-----|---------------|----|---------------|
| % | Efficiency | 2Min | 2 Minute Suspensions | 6m | 6-metre Shots | 7m | 7-metre Shots | 9m | 9-metre Shots |
| BT | Breakthroughs | EX | Exclusions | FB | Fast Breaks | G/S | Goals/Shots | RC | Red Cards |
| S/S | Saves/Shots | Wing | Wing Shots | YC | Yellow Cards | | | | |



MATCH TEAM STATISTICS

参赛队技术统计 / STATISTIQUES DU MATCH PAR ÉQUIPE

ANG 24 - 24 KAZ

(16 - 14) (8 - 10)

Referees: (21) DIN C / (22) DINU S (ROU)

ANG - Angola

| No. | Name | Shots | | | | | | | | Offence | | Defence | | | Penalties | | | TP |
|---------------|-----------------------------------|-------|-----|-----|------|------|-----|-----|-------|---------|----|---------|----|----|-----------|----|----|-------|
| | | G/S | % | 6m | Wing | 9m | 7m | FB | BT | AS | TF | ST | BS | YC | 2Min | RC | EX | |
| 1 | TAVARES Maria Odete Sanches | | | | | | | | | | 1 | | | | | | | 51:11 |
| 2 | EDUARDO Maria Teresa Neto Joaquim | 4/8 | 50 | 1/1 | | 0/3 | | | | 3/4 | 3 | 1 | | 2 | 1 | 1 | | 52:22 |
| 3 | BENGUE Ilda Maria | 6/13 | 46 | 0/1 | | 3/9 | 2/2 | | | 1/1 | | | 2 | 1 | | | | 49:11 |
| 4 | CARLOS Azenaide Danila Jose | 0/1 | 0 | | | 0/1 | | | | | | | | | | | | 11:30 |
| 5 | TRINDADE Filomena Jose | 2/4 | 50 | | 1/2 | | | 0/1 | 1/1 | 1 | 1 | | | | | 1 | | 41:00 |
| 6 | CALANDULA Bombo Madalena | | | | | | | | | | | | | | | | | 3:02 |
| 8 | De ALMEIDA Nair Filipe Pires | 5/17 | 29 | 0/1 | | 2/13 | | | | 3/3 | 1 | 1 | | | 1 | | | 57:09 |
| 9 | DOMBAXI Wuta Waco Bige | 1/3 | 33 | 0/1 | | 0/1 | | | | 1/1 | | 1 | | | | | | 9:57 |
| 10 | FERNANDES Isabel Sambovo | 0/3 | 0 | 0/1 | | 0/1 | | 0/1 | | | | | 2 | 2 | | | | 39:02 |
| 12 | PEDRO Maria Rosa da Costa | | | | | | | | | | | | | | | | | 11:02 |
| 14 | BERNARDO Natalia Maria | 3/5 | 60 | | 0/1 | | | 1/2 | 2/2 | 1 | | 1 | | | | | | 34:28 |
| 15 | CAILO Elisabeth Jurema Faro | | | | | | | | | | | | | | | 1 | | 8:10 |
| 17 | VIEGAS Elizabeth Amelia Basilio | 3/3 | 100 | 3/3 | | | | | | | 3 | 1 | 2 | 1 | 1 | | | 51:56 |
| | Bench/Team | | | | | | | | | | | | | | | | | |
| Totals | | 24/57 | 42 | 4/8 | 1/3 | 5/28 | 2/2 | 1/4 | 11/12 | 6 | 8 | 7 | 7 | 3 | 5 | 0 | 0 | |

| No. | Name | Total Shots | | 6m Shots | | Wing Shots | | 9m Shots | | 7m Shots | | Fast Breaks | | Breakthroughs | |
|---------------|-----------------------------|-------------|----|----------|-----|------------|---|----------|----|----------|---|-------------|---|---------------|---|
| | | S/S | % | S/S | % | S/S | % | S/S | % | S/S | % | S/S | % | S/S | % |
| 1 | TAVARES Maria Odete Sanches | 8/26 | 31 | 0/3 | 0 | 0/2 | 0 | 8/12 | 67 | 0/5 | 0 | 0/2 | 0 | 0/2 | 0 |
| 12 | PEDRO Maria Rosa da Costa | 2/8 | 25 | 1/1 | 100 | | | 1/2 | 50 | 0/3 | 0 | 0/1 | 0 | 0/1 | 0 |
| Totals | | 10/34 | 29 | 1/4 | 25 | 0/2 | 0 | 9/14 | 64 | 0/8 | 0 | 0/3 | 0 | 0/3 | 0 |

| Team Shots | Goals | Saves | Missed | Post | Blocked | Total | % |
|---------------|-------|-------|--------|------|---------|-------|-----|
| 6m Shots | 4 | 3 | 1 | 0 | 0 | 8 | 50 |
| Wing Shots | 1 | 2 | 0 | 0 | 0 | 3 | 33 |
| 9m Shots | 5 | 9 | 7 | 3 | 4 | 28 | 18 |
| 7m Shots | 2 | 0 | 0 | 0 | n/a | 2 | 100 |
| Fast Breaks | 1 | 3 | 0 | 0 | 0 | 4 | 25 |
| Breakthroughs | 11 | 1 | 0 | 0 | 0 | 12 | 92 |
| Totals | 24 | 18 | 8 | 3 | 4 | 57 | 42 |

Number of Attacks: 57, Scoring Efficiency: 42%



MATCH TEAM STATISTICS
 参赛队技术统计 / STATISTIQUES DU MATCH PAR ÉQUIPE

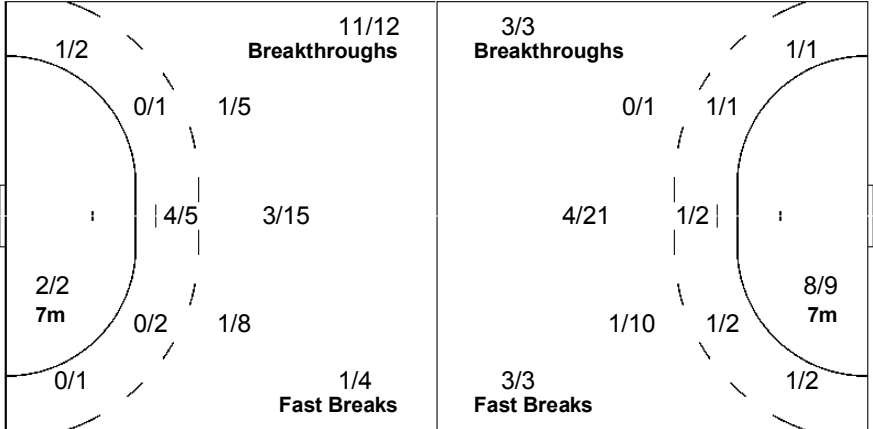
ANG 24 - 24 KAZ
 (16 - 14) (8 - 10)

Referees: (21) DIN C / (22) DINU S (ROU)

ANG - Angola

Shots Distribution

| Players | | | Goals / Shots | | | |
|-----------------|--------------------|--------------|---------------|----------------|---------------------------|---------------|
| 2 EDUARDO M | 3 BENGUE IM | 4 CARLOS ADJ | 5 TRINDADE FJ | 6 CALANDULA BM | 8 De ALMEIDA N | 9 DOMBAXI WWB |
| 0/1 | 1/1 1/2 0/1 1/1 | | 0/2 | | 1/1 0/1 0/2 | 1/1 0/1 |
| 1/1 | 3/4 | | 2/2 | | 3/4 | 0/1 |
| 1-Missed | 1-Blocked 3-Missed | 1-Blocked | | | 4-Missed 3-Post 1-Blocked | |
| 10 FERNANDES IS | 14 BERNARDO NM | 15 CAILO EJF | 17 VIEGAS EAB | | | |
| 0/2 | 1/1 0/2 2/2 | | 2/2 1/1 | | | |
| 1-Blocked | | | | | | |

| Team | Offence | Defence | Goalkeepers |
|---------------------------|--|---------|-------------------|
| Goals / Shots | | | Saves / Shots |
| 3/3 1/7 7/8 |  | | 1/6 4/6 1/8 |
| 8-Missed 3-Post 4-Blocked | | | 0/2 4/9 0/3 |
| | | | 1 TAVARES MOS |
| | | | 1/6 3/4 1/6 |
| | | | 12 PEDRO MRDC |
| | | | 0/1 1/3 0/2 |



MATCH TEAM STATISTICS

参赛队技术统计 / STATISTIQUES DU MATCH PAR ÉQUIPE

ANG 24 - 24 KAZ

(16 - 14) (8 - 10)

Referees: (21) DIN C / (22) DINU S (ROU)

KAZ - Kazakhstan

| Players | | Shots | | | | | | | | Offence | | Defence | | Penalties | | | | TP |
|---------------|---------------------|-------|-----|-----|------|------|-----|-----|-----|---------|----|---------|----|-----------|------|----|----|-------|
| No. | Name | G/S | % | 6m | Wing | 9m | 7m | FB | BT | AS | TF | ST | BS | YC | 2Min | RC | EX | |
| 2 | NIKANDROVA Xeniya | 0/1 | 0 | | | 0/1 | | | | | | | | | | | | 7:24 |
| 4 | BORECHKO Irina | | | | | | | | | | | | | 1 | 1 | | | 26:24 |
| 5 | PIKALOVA Marina | 1/2 | 50 | | 1/2 | | | | | | | | | | | 1 | | 37:25 |
| 7 | ISKAKOVA Gulzira | | | | | | | | | | | | | | | | | |
| 10 | PORTOVA Yelena | 5/5 | 100 | 1/1 | | | 4/4 | | | | 2 | 1 | | | | | | 40:05 |
| 12 | TRAVNIKOVA Olga | | | | | | | | | 1 | 2 | | | | | | | 59:21 |
| 15 | ILYUKHINA Yelena | 4/8 | 50 | 1/2 | | 2/5 | | | 1/1 | 3 | 3 | | | 1 | 1 | | | 56:26 |
| 16 | PARFENOVA Tatiana | | | | | | | | | | | | | | | | | 0:39 |
| 17 | KUBRINA Natalya | 5/5 | 100 | | 1/1 | | | 2/2 | 2/2 | | 1 | | | | | | | 59:38 |
| 19 | YAKOVLEVA Natalya | 2/11 | 18 | | | 2/11 | | | | 3 | 2 | | | | | | | 28:24 |
| 20 | VASSILYEVA Yana | 2/3 | 67 | 1/2 | | | | 1/1 | | | 1 | | 2 | 1 | | | | 31:13 |
| 21 | AJIDERSKAYA Olga | 5/19 | 26 | | | 1/14 | 4/5 | | | | | | 2 | | | | | 39:31 |
| 22 | MARKOVICH Yuliya | | | | | | | | | | | | | | | | | |
| 24 | TYAPKOVA Yekaterina | 0/1 | 0 | | | 0/1 | | | | 1 | 1 | | | | | | | 33:30 |
| | Bench/Team | | | | | | | | | | | | | | | | | |
| Totals | | 24/55 | 44 | 3/5 | 2/3 | 5/32 | 8/9 | 3/3 | 3/3 | 8 | 12 | 1 | 4 | 3 | 5 | 0 | 0 | |

| Goalkeepers | | Total Shots | | 6m Shots | | Wing Shots | | 9m Shots | | 7m Shots | | Fast Breaks | | Breakthroughs | |
|---------------|-------------------|-------------|----|----------|----|------------|-----|----------|----|----------|---|-------------|-----|---------------|----|
| No. | Name | S/S | % | S/S | % | S/S | % | S/S | % | S/S | % | S/S | % | S/S | % |
| 12 | TRAVNIKOVA Olga | 16/29 | 55 | 3/5 | 60 | 2/2 | 100 | 8/11 | 73 | 0/2 | 0 | 2/2 | 100 | 1/7 | 14 |
| 16 | PARFENOVA Tatiana | 2/13 | 15 | 0/2 | 0 | 0/1 | 0 | 1/3 | 33 | | | 1/2 | 50 | 0/5 | 0 |
| Totals | | 18/42 | 43 | 3/7 | 43 | 2/3 | 67 | 9/14 | 64 | 0/2 | 0 | 3/4 | 75 | 1/12 | 8 |

| Team Shots | Goals | Saves | Missed | Post | Blocked | Total | % |
|---------------|-------|-------|--------|------|---------|-------|-----|
| 6m Shots | 3 | 1 | 1 | 0 | 0 | 5 | 60 |
| Wing Shots | 2 | 0 | 1 | 0 | 0 | 3 | 67 |
| 9m Shots | 5 | 9 | 3 | 8 | 7 | 32 | 16 |
| 7m Shots | 8 | 0 | 0 | 1 | n/a | 9 | 89 |
| Fast Breaks | 3 | 0 | 0 | 0 | 0 | 3 | 100 |
| Breakthroughs | 3 | 0 | 0 | 0 | 0 | 3 | 100 |
| Totals | 24 | 10 | 5 | 9 | 7 | 55 | 44 |

Number of Attacks: 57, Scoring Efficiency: 42%



MATCH TEAM STATISTICS
 参赛队技术统计 / STATISTIQUES DU MATCH PAR ÉQUIPE

ANG 24 - 24 KAZ
 (16 - 14) (8 - 10)

Referees: (21) DIN C / (22) DINU S (ROU)

KAZ - Kazakhstan

Shots Distribution

| Players | | | Goals / Shots | | | |
|---------------------------|-----------------|---------------------------|----------------|---------------|---------------------------|--------------|
| 2 NIKANDROVA X | 4 BORECHKO I | 5 PIKALOVA M | 7 ISKAKOVA G | 10 PORTOVA Y | 15 ILYUKHINA Y | 17 KUBRINA N |
| 1/1 | 1/1 | 1/1 | 1/1 | 3/3 | 1/1 | 2/2 |
| 1-Blocked | | 1-Missed | | | 1-Missed 2-Post 1-Blocked | |
| 19 YAKOVLEVA N | 20 VASSILYEVA Y | 21 AJIDERSKAYA O | 22 MARKOVICH Y | 24 TYAPKOVA Y | | |
| 1/2 | 2/2 | 1/1 | | | | |
| 0/2 | 0/1 | 1/4 | 2/4 | | | |
| 1-Missed 3-Post 2-Blocked | | 1-Missed 4-Post 3-Blocked | | 1-Missed | | |

| Team | Offence | Defence | Goalkeepers |
|---------------------------|-------------------|---------------------|-----------------|
| Goals / Shots | | | Saves / Shots |
| 5/6 | 3/3 Breakthroughs | 11/12 Breakthroughs | 0/3 |
| 2/6 | 1/2 | 1/8 | 6/7 |
| 7/8 | 1/10 | 0/2 | 1/8 |
| 5-Missed 9-Post 7-Blocked | 4/21 | 3/15 | 0/1 |
| | 8/9 7m | 4/5 | 12 TRAVNIKOVA O |
| | 1/1 | 1/5 | 0/3 |
| | 3/3 Fast Breaks | 0/1 | 5/5 |
| | | 2/2 7m | 1/4 |
| | | 1/2 | 16 PARFENOVA T |
| | | | 0/1 |
| | | | 1/2 |
| | | | 0/4 |
| | | | 0/1 |
| | | | 1/5 |

| Legend: | | | | | | | |
|---------|------------------|------|----------------------|------|---------------|-----|---------------|
| % | Efficiency | 2Min | 2 Minute Suspensions | 6m | 6-metre Shots | 7m | 7-metre Shots |
| AS | Assists | BS | Blocked Shots | BT | Breakthroughs | EX | Exclusions |
| G/S | Goals/Shots | n/a | not applicable | RC | Red Cards | S/S | Saves/Shots |
| TF | Technical Faults | TP | Time Played | Wing | Wing Shots | YC | Yellow Cards |
| | | | | | | 9m | 9-metre Shots |
| | | | | | | FB | Fast Breaks |
| | | | | | | ST | Steals |



RESULTS

比赛成绩 / RÉSULTATS

NOR 24 - 23 ROU

(12 - 11) (12 - 12)

Referees: (23) CHERNEGA I / (24) POLADENKO V (RUS)

RUNNING SCORE

NOR - ROU

NOR - Norway

| Players | | Shots | | | | | | | | Penalties | | | |
|---------|----------------------------|-------|-----|------|------|------|-----|------|-----|-----------|------|----|----|
| No. | Name | G/S | % | 6m | Wing | 9m | 7m | FB | BT | YC | 2Min | RC | EX |
| 1 | GRIMSBOE Kari Aalvik | | | | | | | | | | | | |
| 3 | NYBERG Katja | | | | | | | | | | | | |
| 4 | AAMODT Ragnhild | 1/1 | 100 | | 1/1 | | | | | | | | |
| 5 | SNORROEGGEN Goeril | 1/2 | 50 | | | 0/1 | | | 1/1 | | | | |
| 6 | LYBEKK Else Marthe Soerlie | 4/7 | 57 | 3/5 | | | 0/1 | 1/1 | | | 2 | | |
| 7 | NOESTVOLD Tonje | 3/7 | 43 | | | 0/4 | 3/3 | | | | | | |
| 8 | BREIVANG Karoline Dyhre | 1/3 | 33 | 1/1 | | 0/1 | | 0/1 | | 1 | 1 | | |
| 9 | LUNDE Kristine | 3/7 | 43 | 1/3 | | 2/3 | | | 0/1 | | 1 | | |
| 10 | HAMMERSENG Gro | 3/9 | 33 | 1/1 | | 0/4 | 0/1 | 2/3 | | | | | |
| 11 | JOHANSEN Kari Mette | 4/7 | 57 | 0/1 | 2/4 | | | 2/2 | | | | | |
| 13 | FRAFJORD Marit Malm | 1/1 | 100 | 1/1 | | | | | | | | | |
| 14 | LARSEN Tonje | 1/3 | 33 | | | 1/2 | | 0/1 | | | | | |
| 16 | HARALDSEN Katrine Lunde | | | | | | | | | | | | |
| 18 | RIEGELHUTH Linn-Kristin | 2/5 | 40 | 0/1 | 0/1 | | | 2/3 | | 1 | | | |
| | Bench/Team | | | | | | | | | | | | |
| | Totals | 24/52 | 46 | 7/13 | 3/6 | 3/15 | 3/5 | 7/11 | 1/2 | 2 | 4 | 0 | 0 |

| Goalkeepers | | Saves | | | | | | | |
|-------------|-------------------------|-------|----|-----|------|------|-----|-----|-----|
| No. | Name | S/S | % | 6m | Wing | 9m | 7m | FB | BT |
| 1 | GRIMSBOE Kari Aalvik | | | | | | | | |
| 16 | HARALDSEN Katrine Lunde | 14/37 | 38 | 2/5 | 1/3 | 9/17 | 0/2 | 2/8 | 0/2 |
| | Totals | 15/38 | 39 | 2/5 | 1/3 | 9/17 | 0/2 | 3/9 | 0/2 |

ROU - Romania

| Players | | Shots | | | | | | | | Penalties | | | |
|---------|--------------------------|-------|-----|-----|------|------|-----|------|-----|-----------|------|----|----|
| No. | Name | G/S | % | 6m | Wing | 9m | 7m | FB | BT | YC | 2Min | RC | EX |
| 1 | PISLARU Tereza | | | | | | | | | | | | |
| 2 | MAIER Ramona | 4/8 | 50 | | 1/3 | 0/1 | 2/2 | 1/2 | | | | | |
| 4 | BIRSAN Florina | | | | | | | | | | | | |
| 5 | AMARIEI Carmen | 5/15 | 33 | | | 4/12 | | 0/2 | 1/1 | | | | |
| 7 | OLTEANU Adriana | | | | | | | | | | | | |
| 8 | NEAGU Cristina Georgiana | 4/11 | 36 | | | 4/11 | | | | 1 | 1 | | |
| 9 | BRADEANU Aurelia | 0/5 | 0 | | | 0/4 | | 0/1 | | | | | |
| 10 | STANCA Ionela | 5/6 | 83 | 3/4 | | | | 2/2 | | | 1 | | |
| 12 | TOLNAI Talida | | | | | | | | | | | | |
| 15 | ELISEI Neli | 2/5 | 40 | | 1/2 | 0/1 | | 0/1 | 1/1 | | 2 | | |
| 16 | DINU Luminita | 1/1 | 100 | | | | | 1/1 | | | | | |
| 18 | MEIROSU Laura | | | | | | | | | | | | |
| 19 | BESE Valeria | 0/4 | 0 | 0/1 | | 0/3 | | | | | | | |
| 99 | LECUSANU Narcisa | 2/2 | 100 | | | | | 2/2 | | 1 | 1 | | |
| | Bench/Team | | | | | | | | | 1 | 1 | 1 | |
| | Totals | 23/57 | 40 | 3/5 | 2/5 | 8/32 | 2/2 | 6/11 | 2/2 | 4 | 6 | 1 | 0 |

| Goalkeepers | | Saves | | | | | | | |
|-------------|----------------|-------|----|------|------|------|-----|------|-----|
| No. | Name | S/S | % | 6m | Wing | 9m | 7m | FB | BT |
| 1 | PISLARU Tereza | | | | | | | | |
| 12 | TOLNAI Talida | | | | | | | | |
| 16 | DINU Luminita | 20/44 | 45 | 5/12 | 2/5 | 8/11 | 2/5 | 3/10 | 0/1 |
| | Totals | 20/44 | 45 | 5/12 | 2/5 | 8/11 | 2/5 | 3/10 | 0/1 |

| 1st Half | |
|---------------|------------------------|
| | 0 (2') 1 AMARIEI C |
| HAMMERSENG G | 1 (2') 1 |
| | 1 (4') 2 STANCA I |
| LYBEKK EMS | 2 (5') 2 |
| RIEGELHUTH L | 3 (6') 2 |
| | 3 (9') 3 NEAGU CG |
| | 3 (10') 4 ELISEI N |
| JOHANSEN KM | 4 (10') 4 |
| LYBEKK EMS | 5 (13') 4 |
| LYBEKK EMS | 6 (14') 4 |
| | 6 (15') 5 AMARIEI C |
| | 6 (16') 6 NEAGU CG |
| | 6 (17') 7 LECUSANU N |
| HAMMERSENG G | 7 (18') 7 |
| | 7 (20') 8 NEAGU CG |
| SNORROEGGEN G | 8 (20') 8 |
| JOHANSEN KM | 9 (21') 8 |
| LYBEKK EMS | 10 (22') 8 |
| LUNDE K | 11 (25') 8 |
| | 11 (26') 9 DINU L |
| AAMODT R | 12 (27') 9 |
| | 12 (29') 10 LECUSANU N |
| | 12 (30') 11 MAIER R |

| 2nd Half | |
|--------------|-----------------------|
| | 12 (31') 12 STANCA I |
| LUNDE K | 13 (32') 12 |
| BREIVANG KD | 14 (33') 12 |
| | 14 (37') 13 NEAGU CG |
| | 14 (38') 14 ELISEI N |
| | 14 (41') 15 MAIER R |
| NOESTVOLD T | 15 (42') 15 |
| | 15 (42') 16 MAIER R |
| LARSEN T | 16 (43') 16 |
| | 16 (44') 17 MAIER R |
| FRAFJORD MM | 17 (44') 17 |
| HAMMERSENG G | 18 (45') 17 |
| JOHANSEN KM | 19 (47') 17 |
| | 19 (48') 18 STANCA I |
| RIEGELHUTH L | 20 (50') 18 |
| | 20 (53') 19 AMARIEI C |
| | 20 (53') 20 STANCA I |
| | 20 (54') 21 STANCA I |
| NOESTVOLD T | 21 (55') 21 |
| | 21 (56') 22 AMARIEI C |
| JOHANSEN KM | 22 (56') 22 |
| NOESTVOLD T | 23 (57') 22 |
| | 23 (57') 23 AMARIEI C |
| LUNDE K | 24 (58') 23 |

| Legend: | | | | | | | | | |
|---------|---------------|------|----------------------|----|---------------|-----|---------------|----|---------------|
| % | Efficiency | 2Min | 2 Minute Suspensions | 6m | 6-metre Shots | 7m | 7-metre Shots | 9m | 9-metre Shots |
| BT | Breakthroughs | EX | Exclusions | FB | Fast Breaks | G/S | Goals/Shots | RC | Red Cards |
| S/S | Saves/Shots | Wing | Wing Shots | YC | Yellow Cards | | | | |



MATCH TEAM STATISTICS

参赛队技术统计 / STATISTIQUES DU MATCH PAR ÉQUIPE

NOR 24 - 23 ROU

(12 - 11) (12 - 12)

Referees: (23) CHERNEGA I / (24) POLADENKO V (RUS)

NOR - Norway

| No. | Name | Shots | | | | | | | | Offence | | Defence | | Penalties | | | TP | |
|---------------|----------------------------|-------|-----|------|------|------|-----|------|-----|---------|----|---------|----|-----------|------|----|----|-------|
| | | G/S | % | 6m | Wing | 9m | 7m | FB | BT | AS | TF | ST | BS | YC | 2Min | RC | | EX |
| 1 | GRIMSBOE Kari Aalvik | | | | | | | | | | | | | | | | | |
| 3 | NYBERG Katja | | | | | | | | | | | | | | | | | |
| 4 | AAMODT Ragnhild | 1/1 | 100 | | 1/1 | | | | | | 1 | | | | | | | 16:56 |
| 5 | SNORROEGGEN Goeril | 1/2 | 50 | | | 0/1 | | | 1/1 | | 1 | | | | | | | 11:21 |
| 6 | LYBEKK Else Marthe Soerlie | 4/7 | 57 | 3/5 | | | 0/1 | 1/1 | | 3 | 1 | 1 | 1 | | 2 | | | 46:58 |
| 7 | NOESTVOLD Tonje | 3/7 | 43 | | | 0/4 | 3/3 | | | 2 | 1 | | | | | | | 23:51 |
| 8 | BREIVANG Karoline Dyhre | 1/3 | 33 | 1/1 | | 0/1 | | 0/1 | | 1 | | 2 | 1 | 1 | 1 | | | 34:27 |
| 9 | LUNDE Kristine | 3/7 | 43 | 1/3 | | 2/3 | | | 0/1 | 5 | 2 | | 5 | | 1 | | | 46:42 |
| 10 | HAMMERSENG Gro | 3/9 | 33 | 1/1 | | 0/4 | 0/1 | 2/3 | | 3 | 2 | 1 | | | | | | 49:11 |
| 11 | JOHANSEN Kari Mette | 4/7 | 57 | 0/1 | 2/4 | | | 2/2 | | | 2 | 1 | | | | | | 60:00 |
| 13 | FRAFJORD Marit Malm | 1/1 | 100 | 1/1 | | | | | | 1 | 1 | | | | | | | 13:02 |
| 14 | LARSEN Tonje | 1/3 | 33 | | | 1/2 | | 0/1 | | 2 | 2 | 1 | 1 | | | | | 15:26 |
| 16 | HARALDSEN Katrine Lunde | | | | | | | | | | 1 | | | | | | | 59:02 |
| 18 | RIEGELHUTH Linn-Kristin | 2/5 | 40 | 0/1 | 0/1 | | | 2/3 | | | | | | 1 | | | | 43:04 |
| | Bench/Team | | | | | | | | | | | | | | | | | |
| Totals | | 24/52 | 46 | 7/13 | 3/6 | 3/15 | 3/5 | 7/11 | 1/2 | 17 | 14 | 6 | 8 | 2 | 4 | 0 | 0 | |

| No. | Name | Total Shots | | 6m Shots | | Wing Shots | | 9m Shots | | 7m Shots | | Fast Breaks | | Breakthroughs | |
|---------------|-------------------------|-------------|----|----------|----|------------|----|----------|----|----------|---|-------------|----|---------------|---|
| | | S/S | % | S/S | % | S/S | % | S/S | % | S/S | % | S/S | % | S/S | % |
| 1 | GRIMSBOE Kari Aalvik | | | | | | | | | | | | | | |
| 16 | HARALDSEN Katrine Lunde | 14/37 | 38 | 2/5 | 40 | 1/3 | 33 | 9/17 | 53 | 0/2 | 0 | 2/8 | 25 | 0/2 | 0 |
| Totals | | 15/38 | 39 | 2/5 | 40 | 1/3 | 33 | 9/17 | 53 | 0/2 | 0 | 3/9 | 33 | 0/2 | 0 |

| Team Shots | Goals | Saves | Missed | Post | Blocked | Total | % |
|---------------|-------|-------|--------|------|---------|-------|----|
| 6m Shots | 7 | 5 | 1 | 0 | 0 | 13 | 54 |
| Wing Shots | 3 | 2 | 1 | 0 | 0 | 6 | 50 |
| 9m Shots | 3 | 8 | 0 | 1 | 3 | 15 | 20 |
| 7m Shots | 3 | 2 | 0 | 0 | n/a | 5 | 60 |
| Fast Breaks | 7 | 3 | 0 | 0 | 1 | 11 | 64 |
| Breakthroughs | 1 | 0 | 0 | 1 | 0 | 2 | 50 |
| Totals | 24 | 20 | 2 | 2 | 4 | 52 | 46 |

Number of Attacks: 57, Scoring Efficiency: 42%



OSC GYMNASIUM
 奥体中心体育馆
 GYMNASE DU CSO

SUN 星期日 DIM
 17 AUG 2008
 14:00

HANDBALL
 手球 / HANDBALL

WOMEN
 女子项目 / FEMMES

PRELIMINARY GROUP A - MATCH 27
 预赛A组 - 第27场 / PRÉLIMINAIRE GROUPE A - MATCH 27



MATCH TEAM STATISTICS

参赛队技术统计 / STATISTIQUES DU MATCH PAR ÉQUIPE

NOR 24 - 23 ROU
 (12 - 11) (12 - 12)

Referees: (23) CHERNEGA I / (24) POLADENKO V (RUS)

NOR - Norway

Shots Distribution

| | | | | | | | | | | | | | | | | | | | | | | | | | | | | | | | |
|-----------------|-----|-----|-----|----------------------|--|-----|-----|-----------------|--|--|-----|--------------------|-----|-----|-----|-----------------|-----|--|-----|---------------|-----|--|-----|-----------|--|--|--|-----|-----|--|-----|
| Players | | | | Goals / Shots | | | | | | | | | | | | | | | | | | | | | | | | | | | |
| 3 NYBERG K | | | | 4 AAMODT R | | | | 5 SNORROEGGEN G | | | | 6 LYBEKK EMS | | | | 7 NOESTVOLD T | | | | 8 BREIVANG KD | | | | 9 LUNDE K | | | | | | | |
| | | | | | | | | | | | | | | | | 1/1 | | | | | | | 0/1 | | | | | 0/1 | | | 1/1 |
| | | | | | | | | 1/1 | | | | | | | 0/1 | | | | 0/1 | | | | 1/1 | | | | | 1/1 | | | 0/1 |
| | | | | | | | 1/1 | 0/1 | | | | 2/2 | 0/1 | 2/3 | | 1/1 | 1/1 | | | | 0/1 | | | | | | | | 1/2 | | |
| | | | | | | | | | | | | 3-Blocked | | | | | | | | 1-Post | | | | | | | | | | | |
| 10 HAMMERSENG G | | | | 11 JOHANSEN KM | | | | 13 FRAFJORD MM | | | | 14 LARSEN T | | | | 18 RIEGELHUTH L | | | | | | | | | | | | | | | |
| | | | | 1/1 | | | | 1/1 | | | | | | | | | 0/1 | | | | | | | | | | | | | | |
| 1/3 | | | | 1/1 | | 0/1 | | | | | 0/1 | | | | 1/2 | | | | 1/1 | | | | | | | | | | | | |
| 1/1 | 0/1 | 1/3 | 1/2 | 1/1 | | | | | | | 1/1 | | | | | | | | | | | | | | | | | | | | |
| 1-Post | | | | 1-Missed | | | | | | | | 1-Blocked 1-Missed | | | | | | | | | | | | | | | | | | | |

Team

Offence

Defence

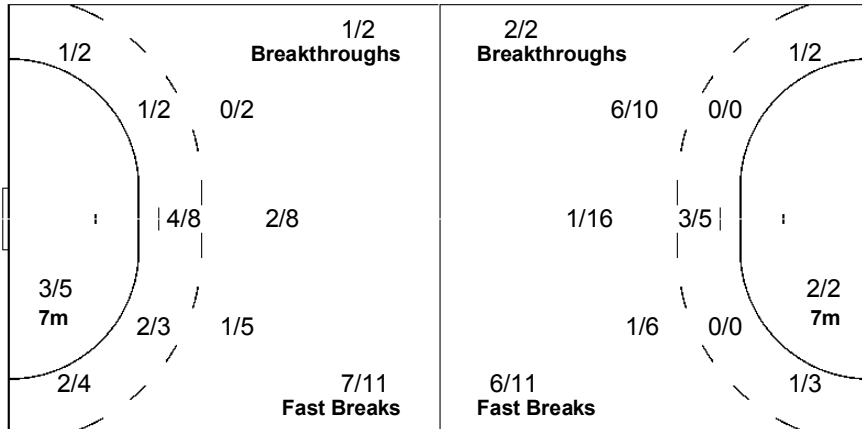
Goalkeepers

Goals / Shots

Saves / Shots

| | | |
|-----|-----|------|
| 3/4 | 0/1 | 1/2 |
| 5/8 | | 2/7 |
| 4/6 | 3/5 | 6/11 |

2-Missed 2-Post 4-Blocked



| | | |
|-----|-----|-----|
| 1/1 | 0/3 | 0/1 |
| 4/5 | 2/2 | 2/5 |
| 2/9 | 2/4 | 2/8 |

| | | |
|---------------|--|--|
| 1 GRIMSBOE KA | | |
| | | |
| | | |

| | | |
|-----------------|-----|-----|
| 16 HARALDSEN KL | | |
| 1/1 | 0/3 | 0/1 |
| 4/5 | 1/1 | 2/5 |
| 2/9 | 2/4 | 2/8 |





MATCH TEAM STATISTICS

参赛队技术统计 / STATISTIQUES DU MATCH PAR ÉQUIPE

NOR 24 - 23 ROU

(12 - 11) (12 - 12)

Referees: (23) CHERNEGA I / (24) POLADENKO V (RUS)

ROU - Romania

| No. | Name | Shots | | | | | | | | Offence | | Defence | | Penalties | | | TP | |
|---------------|--------------------------|-------|-----|-----|------|------|-----|------|-----|---------|----|---------|----|-----------|------|----|----|-------|
| | | G/S | % | 6m | Wing | 9m | 7m | FB | BT | AS | TF | ST | BS | YC | 2Min | RC | | EX |
| 1 | PISLARU Tereza | | | | | | | | | | | | | | | | | |
| 2 | MAIER Ramona | 4/8 | 50 | | 1/3 | 0/1 | 2/2 | 1/2 | | 1 | | 2 | | | | | | 60:00 |
| 4 | BIRSAN Florina | | | | | | | | | | | | | | | | | 7:28 |
| 5 | AMARIEI Carmen | 5/15 | 33 | | | 4/12 | | 0/2 | 1/1 | | 6 | | 2 | | | | | 37:44 |
| 7 | OLTEANU Adriana | | | | | | | | | | | | | | | | | 1:57 |
| 8 | NEAGU Cristina Georgiana | 4/11 | 36 | | | 4/11 | | | | 2 | 1 | 1 | | 1 | 1 | | | 60:00 |
| 9 | BRADEANU Aurelia | 0/5 | 0 | | | 0/4 | | 0/1 | | | 1 | | | | | | | 11:45 |
| 10 | STANCA Ionela | 5/6 | 83 | 3/4 | | | | 2/2 | | 3 | 2 | 1 | | | 1 | | | 40:47 |
| 12 | TOLNAI Talida | | | | | | | | | | | | | | | | | |
| 15 | ELISEI Neli | 2/5 | 40 | | 1/2 | 0/1 | | 0/1 | 1/1 | 1 | | 2 | | | 2 | | | 59:31 |
| 16 | DINU Luminita | 1/1 | 100 | | | | | 1/1 | | 1 | | | | | | | | 60:00 |
| 18 | MEIROSU Laura | | | | | | | | | | | | | | | | | 0:29 |
| 19 | BESE Valeria | 0/4 | 0 | 0/1 | | 0/3 | | | | 1 | 1 | | 1 | 1 | | | | 46:32 |
| 99 | LECUSANU Narcisa | 2/2 | 100 | | | | | 2/2 | | 2 | | | 1 | 1 | 1 | | | 33:47 |
| | Bench/Team | | | | | | | | | | | | | 1 | 1 | 1 | | |
| Totals | | 23/57 | 40 | 3/5 | 2/5 | 8/32 | 2/2 | 6/11 | 2/2 | 11 | 11 | 6 | 4 | 4 | 6 | 1 | 0 | |

| No. | Name | Total Shots | | 6m Shots | | Wing Shots | | 9m Shots | | 7m Shots | | Fast Breaks | | Breakthroughs | |
|---------------|----------------|-------------|----|----------|----|------------|----|----------|----|----------|----|-------------|----|---------------|---|
| | | S/S | % | S/S | % | S/S | % | S/S | % | S/S | % | S/S | % | S/S | % |
| 1 | PISLARU Tereza | | | | | | | | | | | | | | |
| 12 | TOLNAI Talida | | | | | | | | | | | | | | |
| 16 | DINU Luminita | 20/44 | 45 | 5/12 | 42 | 2/5 | 40 | 8/11 | 73 | 2/5 | 40 | 3/10 | 30 | 0/1 | 0 |
| Totals | | 20/44 | 45 | 5/12 | 42 | 2/5 | 40 | 8/11 | 73 | 2/5 | 40 | 3/10 | 30 | 0/1 | 0 |

| Team Shots | Goals | Saves | Missed | Post | Blocked | Total | % |
|---------------|-------|-------|--------|------|---------|-------|-----|
| 6m Shots | 3 | 2 | 0 | 0 | 0 | 5 | 60 |
| Wing Shots | 2 | 1 | 1 | 1 | 0 | 5 | 40 |
| 9m Shots | 8 | 9 | 3 | 4 | 8 | 32 | 25 |
| 7m Shots | 2 | 0 | 0 | 0 | n/a | 2 | 100 |
| Fast Breaks | 6 | 3 | 1 | 0 | 1 | 11 | 55 |
| Breakthroughs | 2 | 0 | 0 | 0 | 0 | 2 | 100 |
| Totals | 23 | 15 | 5 | 5 | 9 | 57 | 40 |

Number of Attacks: 58, Scoring Efficiency: 40%



MATCH TEAM STATISTICS
 参赛队技术统计 / STATISTIQUES DU MATCH PAR ÉQUIPE

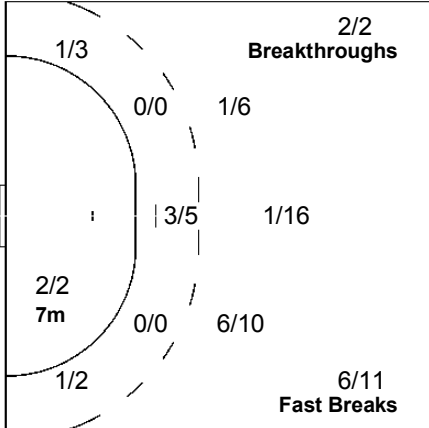
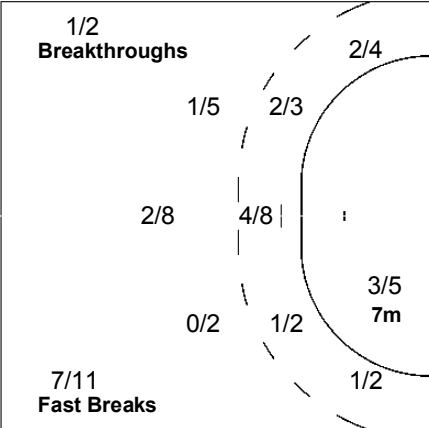
NOR 24 - 23 ROU
 (12 - 11) (12 - 12)

Referees: (23) CHERNEGA I / (24) POLADENKO V (RUS)

ROU - Romania

Shots Distribution

| Players | | | Goals / Shots | | | |
|---------------------------|---------------------|--------------------|----------------------|---------------------------|---------------------|--------------------|
| 2 MAIER R | 4 BIRSAN F | 5 AMARIEI C | 7 OLTEANU A | 8 NEAGU CG | 9 BRADEANU A | 10 STANCA I |
| 1/1 1/1 | | 0/2 0/1 0/1 | | 1/2 0/1 2/2 | | 0/1 |
| 1/1 | | 2/3 1/2 2/2 | | 1/1 0/1 0/1 | | 2/2 3/3 |
| 1-Missed 1-Post 1-Blocked | | 1-Post 3-Blocked | | 1-Missed 1-Post 1-Blocked | 1-Post 4-Blocked | |
| 15 ELISEI N | 18 MEIROSU L | 19 BESE V | 99 LECUSANU N | | | |
| 0/1 1/1 | | | | | | |
| 0/1 1/1 | | | 1/1 1/1 | | | |
| 1-Missed | | 2-Missed 1-Post | | | | |

| Team | Offence | Defence | Goalkeepers |
|--|---|--|--|
| Goals / Shots | | | Saves / Shots |
| 0/1 3/3 1/1 1/5 0/2 3/5 7/9 2/4 6/8 5-Missed 5-Post 9-Blocked |  |  | 1/4 1/1 1/2 3/8 5/7 2/6 2/5 5/11 1 PISLARU T 12 TOLNAI T 16 DINU L 1/4 1/1 1/2 3/8 5/7 2/6 2/5 5/11 |

| Legend: | | | |
|----------------------------|----------------------------------|-------------------------|-------------------------|
| % Efficiency | 2Min 2 Minute Suspensions | 6m 6-metre Shots | 7m 7-metre Shots |
| AS Assists | BS Blocked Shots | BT Breakthroughs | EX Exclusions |
| G/S Goals/Shots | n/a not applicable | RC Red Cards | S/S Saves/Shots |
| TF Technical Faults | TP Time Played | Wing Wing Shots | YC Yellow Cards |
| | | | 9m 9-metre Shots |
| | | | FB Fast Breaks |
| | | | ST Steals |



RESULTS

比赛成绩 / RÉSULTATS

FRA 18 - 21 CHN

(10 - 9) (8 - 12)

Referees: (29) LIUDOWYK A / (30) VAKULA V (UKR)

RUNNING SCORE

FRA - CHN

FRA - France

| Players | | Shots | | | | | | | | Penalties | | | |
|------------|----------------------------|-------|----|-----|------|------|-----|-----|-----|-----------|------|----|----|
| No. | Name | G/S | % | 6m | Wing | 9m | 7m | FB | BT | YC | 2Min | RC | EX |
| 4 | KAMTO NJITAM Nina | 1/3 | 33 | 1/1 | | | | 0/1 | 0/1 | 1 | | | |
| 5 | AYGLON Camille | 4/5 | 80 | | | 2/2 | | 2/2 | 0/1 | | | | |
| 8 | PECQUEUX-ROLLAND Veronique | 0/2 | 0 | 0/2 | | | | | | | | | |
| 9 | BAUDOUIN Paule | 3/6 | 50 | | 1/3 | | 2/3 | | | | | | |
| 10 | HERBRECHT Sophie | 1/7 | 14 | 0/2 | | 1/4 | | 0/1 | | | 1 | | |
| 11 | CANO Stephanie | 1/2 | 50 | 1/1 | | | | 0/1 | | | | | |
| 12 | LEYNAUD Amandine | | | | | | | | | | | | |
| 13 | WENDLING Isabelle | 0/1 | 0 | | | | | 0/1 | | | | | |
| 16 | NICOLAS Valerie | | | | | | | | | | | | |
| 19 | VANPARYS-TORRES Christine | 0/2 | 0 | | | 0/2 | | | | | | | |
| 20 | TERVEL Raphaelle | 3/5 | 60 | | 1/2 | 0/1 | | 2/2 | | 1 | | | |
| 21 | TOUNKARA Maakan | 3/7 | 43 | 1/1 | 2/6 | | | | | 1 | | | |
| 23 | LACRABERE Alexandra | 0/1 | 0 | | | 0/1 | | | | | | | |
| 24 | SIGNATE Mariama | 2/6 | 33 | | | 0/4 | | 1/1 | 1/1 | | 1 | | |
| Bench/Team | | | | | | | | | | | | | |
| Totals | | 18/47 | 38 | 3/7 | 4/11 | 3/14 | 2/3 | 5/9 | 1/3 | 3 | 2 | 0 | 0 |

| Goalkeepers | | Saves | | | | | | | |
|-------------|------------------|-------|----|-----|------|-------|-----|------|-----|
| No. | Name | S/S | % | 6m | Wing | 9m | 7m | FB | BT |
| 12 | LEYNAUD Amandine | | | | | | | | |
| 16 | NICOLAS Valerie | 25/46 | 54 | 0/4 | 3/5 | 13/18 | 2/4 | 6/11 | 1/4 |
| Totals | | 25/46 | 54 | 0/4 | 3/5 | 13/18 | 2/4 | 6/11 | 1/4 |

CHN - China

| Players | | Shots | | | | | | | | Penalties | | | |
|------------|---------------|-------|-----|-----|------|------|-----|------|-----|-----------|------|----|----|
| No. | Name | G/S | % | 6m | Wing | 9m | 7m | FB | BT | YC | 2Min | RC | EX |
| 1 | LIU Guini | | | | | | | | | | | | |
| 2 | WEI Qiuxiang | 1/5 | 20 | | 0/2 | 0/1 | | 1/2 | | | | | |
| 3 | LIU Yun | 1/3 | 33 | | | | 1/3 | | | 1 | | | |
| 7 | ZHANG Geng | 0/2 | 0 | | 0/1 | 0/1 | | | | | | | |
| 9 | WANG Min | 2/2 | 100 | | 1/1 | | | 1/1 | | | | | |
| 10 | WANG Shasha | 5/12 | 42 | 1/1 | | 2/8 | | | 2/3 | 1 | 1 | | |
| 12 | HUANG Hong | | | | | | | | | | | | |
| 14 | LIU Xiaomei | 4/14 | 29 | | | 3/12 | | 1/2 | | | 1 | | |
| 15 | SUN Laimiao | | | | | | | | | | | | |
| 18 | WU Wenjuan | 4/7 | 57 | 3/3 | 0/1 | 0/1 | | 0/1 | 1/1 | | 2 | | |
| 19 | LI Weiwei | 1/6 | 17 | | | 0/3 | 1/2 | 0/1 | | | | | |
| 21 | LI Bing | 1/3 | 33 | | | | | 1/3 | | 1 | 2 | | |
| 22 | HUANG Dongjie | 2/2 | 100 | | 1/1 | | | 1/1 | | | | | |
| 23 | YAN Meizhu | | | | | | | | | | | | |
| Bench/Team | | | | | | | | | | | | | |
| Totals | | 21/56 | 38 | 4/4 | 2/6 | 5/26 | 2/5 | 5/11 | 3/4 | 3 | 6 | 0 | 0 |

| Goalkeepers | | Saves | | | | | | | |
|-------------|------------|-------|----|-----|------|-----|-----|-----|-----|
| No. | Name | S/S | % | 6m | Wing | 9m | 7m | FB | BT |
| 1 | LIU Guini | 0/1 | 0 | | | | 0/1 | | |
| 12 | HUANG Hong | 15/32 | 47 | 3/6 | 4/8 | 6/9 | 0/1 | 1/6 | 1/2 |
| Totals | | 15/33 | 45 | 3/6 | 4/8 | 6/9 | 0/2 | 1/6 | 1/2 |

| 1st Half | |
|-------------|-------------------|
| TERVEL R | 1 (3') 0 |
| | 1 (5') 1 LIU X |
| AYGLON C | 2 (5') 1 |
| | 2 (7') 2 WANG S |
| CANO S | 3 (8') 2 |
| | 3 (8') 3 WANG S |
| HERBRECHT S | 4 (11') 3 |
| | 4 (12') 4 LI B |
| TERVEL R | 5 (13') 4 |
| | 5 (17') 5 LIU X |
| | 5 (18') 6 WANG S |
| | 5 (20') 7 HUANG D |
| BAUDOUIN P | 6 (20') 7 |
| | 6 (20') 8 WU W |
| TOUNKARA M | 7 (26') 8 |
| | 7 (27') 9 WU W |
| AYGLON C | 8 (28') 9 |
| AYGLON C | 9 (29') 9 |
| SIGNATE M | 10 (30') 9 |

| 2nd Half | |
|----------------|---------------------|
| | 10 (32') 10 WANG S |
| | 10 (33') 11 WEI Q |
| TERVEL R | 11 (33') 11 |
| | 11 (34') 12 WANG S |
| | 11 (37') 13 LI W |
| | 11 (37') 14 LIU X |
| | 11 (39') 15 WANG M |
| | 11 (40') 16 HUANG D |
| | 11 (44') 17 WU W |
| BAUDOUIN P | 12 (44') 17 |
| | 12 (45') 18 LIU Y |
| TOUNKARA M | 13 (45') 18 |
| TOUNKARA M | 14 (46') 18 |
| | 14 (49') 19 WU W |
| BAUDOUIN P | 15 (51') 19 |
| | 15 (51') 20 LIU X |
| SIGNATE M | 16 (53') 20 |
| AYGLON C | 17 (57') 20 |
| | 17 (57') 21 WANG M |
| KAMTO NJITAM N | 18 (60') 21 |

| Legend: | | | | | | | | | |
|---------|---------------|------|----------------------|----|---------------|-----|---------------|----|---------------|
| % | Efficiency | 2Min | 2 Minute Suspensions | 6m | 6-metre Shots | 7m | 7-metre Shots | 9m | 9-metre Shots |
| BT | Breakthroughs | EX | Exclusions | FB | Fast Breaks | G/S | Goals/Shots | RC | Red Cards |
| S/S | Saves/Shots | Wing | Wing Shots | YC | Yellow Cards | | | | |



MATCH TEAM STATISTICS

参赛队技术统计 / STATISTIQUES DU MATCH PAR ÉQUIPE

FRA 18 - 21 CHN

(10 - 9) (8 - 12)

Referees: (29) LIUDOWYK A / (30) VAKULA V (UKR)

FRA - France

| No. | Name | Shots | | | | | | | | Offence | | Defence | | Penalties | | | TP | |
|---------------|----------------------------|-------|----|-----|------|------|-----|-----|-----|---------|----|---------|----|-----------|------|----|----|-------|
| | | G/S | % | 6m | Wing | 9m | 7m | FB | BT | AS | TF | ST | BS | YC | 2Min | RC | | EX |
| 4 | KAMTO NJITAM Nina | 1/3 | 33 | 1/1 | | | | 0/1 | 0/1 | 2 | 3 | | 1 | 1 | | | | 35:49 |
| 5 | AYGLON Camille | 4/5 | 80 | | | 2/2 | | 2/2 | 0/1 | 1 | 2 | 1 | | | | | | 44:06 |
| 8 | PECQUEUX-ROLLAND Veronique | 0/2 | 0 | 0/2 | | | | | | 1 | 1 | | | | | | | 18:40 |
| 9 | BAUDOUIN Paule | 3/6 | 50 | | 1/3 | | 2/3 | | | | | | | | | | | 15:29 |
| 10 | HERBRECHT Sophie | 1/7 | 14 | 0/2 | | 1/4 | | 0/1 | | 3 | 4 | 1 | 1 | | 1 | | | 40:09 |
| 11 | CANO Stephanie | 1/2 | 50 | 1/1 | | | | 0/1 | | 1 | 1 | | | | | | | 25:58 |
| 12 | LEYNAUD Amandine | | | | | | | | | | | | | | | | | |
| 13 | WENDLING Isabelle | 0/1 | 0 | | | | | 0/1 | | 2 | 1 | 1 | | | | | | 36:07 |
| 16 | NICOLAS Valerie | | | | | | | | | 1 | | | | | | | | 60:00 |
| 19 | VANPARYS-TORRES Christine | 0/2 | 0 | | | 0/2 | | | | | 4 | | | | | | | 22:13 |
| 20 | TERVEL Raphaelle | 3/5 | 60 | | 1/2 | 0/1 | | 2/2 | | | 3 | 1 | | 1 | | | | 50:42 |
| 21 | TOUNKARA Maakan | 3/7 | 43 | 1/1 | 2/6 | | | | | 1 | 2 | | | 1 | | | | 34:02 |
| 23 | LACRABERE Alexandra | 0/1 | 0 | | | 0/1 | | | | | 1 | | | | | | | 12:48 |
| 24 | SIGNATE Mariama | 2/6 | 33 | | | 0/4 | | 1/1 | 1/1 | 1 | 2 | | 1 | | 1 | | | 23:57 |
| | Bench/Team | | | | | | | | | | | | | | | | | |
| Totals | | 18/47 | 38 | 3/7 | 4/11 | 3/14 | 2/3 | 5/9 | 1/3 | 13 | 24 | 4 | 3 | 3 | 2 | 0 | 0 | |

| No. | Name | Total Shots | | 6m Shots | | Wing Shots | | 9m Shots | | 7m Shots | | Fast Breaks | | Breakthroughs | |
|---------------|------------------|-------------|----|----------|---|------------|----|----------|----|----------|----|-------------|----|---------------|----|
| | | S/S | % | S/S | % | S/S | % | S/S | % | S/S | % | S/S | % | S/S | % |
| 12 | LEYNAUD Amandine | | | | | | | | | | | | | | |
| 16 | NICOLAS Valerie | 25/46 | 54 | 0/4 | 0 | 3/5 | 60 | 13/18 | 72 | 2/4 | 50 | 6/11 | 55 | 1/4 | 25 |
| Totals | | 25/46 | 54 | 0/4 | 0 | 3/5 | 60 | 13/18 | 72 | 2/4 | 50 | 6/11 | 55 | 1/4 | 25 |

| Team Shots | Goals | Saves | Missed | Post | Blocked | Total | % |
|---------------|-------|-------|--------|------|---------|-------|----|
| 6m Shots | 3 | 3 | 1 | 0 | 0 | 7 | 43 |
| Wing Shots | 4 | 4 | 2 | 1 | 0 | 11 | 36 |
| 9m Shots | 3 | 6 | 2 | 1 | 2 | 14 | 21 |
| 7m Shots | 2 | 0 | 0 | 1 | n/a | 3 | 67 |
| Fast Breaks | 5 | 1 | 0 | 2 | 1 | 9 | 56 |
| Breakthroughs | 1 | 1 | 1 | 0 | 0 | 3 | 33 |
| Totals | 18 | 15 | 6 | 5 | 3 | 47 | 38 |

Number of Attacks: 66, Scoring Efficiency: 27%



OSC GYMNASIUM
 奥体中心体育馆
 GYMNASE DU CSO

SUN 星期日 DIM
 17 AUG 2008
 15:45

HANDBALL
 手球 / HANDBALL

WOMEN
 女子项目 / FEMMES

PRELIMINARY GROUP A - MATCH 28
 预赛A组 - 第28场 / PRÉLIMINAIRE GROUPE A - MATCH 28



MATCH TEAM STATISTICS
 参赛队技术统计 / STATISTIQUES DU MATCH PAR ÉQUIPE

FRA 18 - 21 CHN
 (10 - 9) (8 - 12)

Referees: (29) LIUDOWYK A / (30) VAKULA V (UKR)

FRA - France

Shots Distribution

| Players | | | Goals / Shots | | | |
|----------------------|-----------------------|-----------------------|-----------------|--------------------|-----------|---------------|
| 4 KAMTO NJITAM N | 5 AYGLON C | 8 PECQUEUX-ROLLAND V | 9 BAUDOIN P | 10 HERBRECHT S | 11 CANO S | 13 WENDLING I |
| 1/1 | 1/1 1/1 0/1 2/2 | 0/1 0/1 | 1/2 2/2 | 0/1 0/1 0/1 | 1/1 | |
| 1-Missed 1-Post | | | 1-Missed 1-Post | 1-Missed 1-Post | 1-Post | 1-Blocked |
| 19 VANPARYS-TORRES C | 20 TERVEL R | 21 TOUNKARA M | 23 LACRABERE A | 24 SIGNATE M | | |
| 0/1 | 1/1 1/1 | 2/2 0/1 0/1 1/1 | | 0/1 1/1 1/2 | | |
| | 1-Blocked | 1-Missed 1-Post | 1-Missed | 1-Missed 1-Blocked | | |

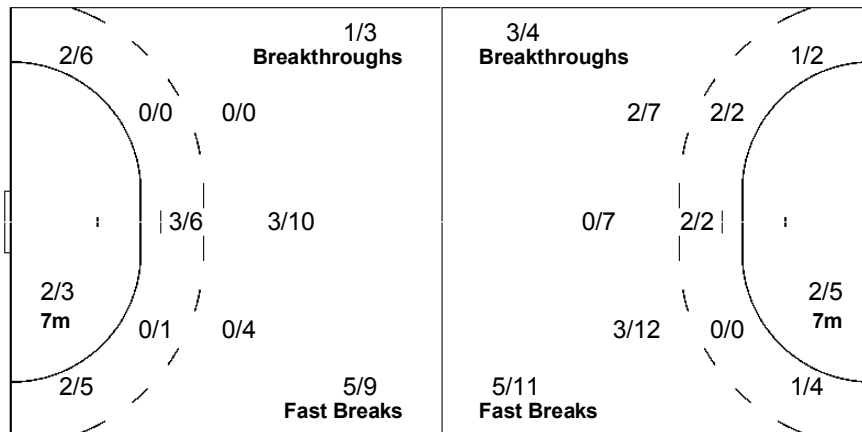
Team

Goals / Shots

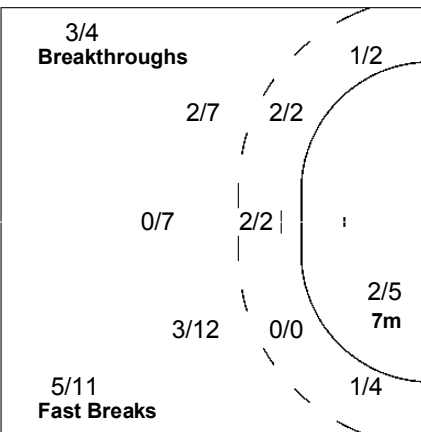
| | | |
|-----|-----|-----|
| 1/1 | 3/3 | 2/4 |
| 1/3 | 0/2 | 2/5 |
| 4/6 | 0/2 | 5/7 |

6-Missed 5-Post 3-Blocked

Offence



Defence



Goalkeepers

Saves / Shots

| | | |
|-----|-----|-----|
| 2/5 | 4/5 | 1/2 |
| 1/3 | 4/4 | 4/6 |
| 1/5 | 1/7 | 7/9 |

12 LEYNAUD A

| | | |
|--|--|--|
| | | |
| | | |
| | | |

16 NICOLAS V

| | | |
|-----|-----|-----|
| 2/5 | 4/5 | 1/2 |
| 1/3 | 4/4 | 4/6 |
| 1/5 | 1/7 | 7/9 |



MATCH TEAM STATISTICS

参赛队技术统计 / STATISTIQUES DU MATCH PAR ÉQUIPE

FRA 18 - 21 CHN

(10 - 9) (8 - 12)

Referees: (29) LIUDOWYK A / (30) VAKULA V (UKR)

CHN - China

| Players | | Shots | | | | | | | | Offence | | Defence | | Penalties | | | TP | |
|---------------|---------------|-------|-----|-----|------|------|-----|------|-----|---------|----|---------|----|-----------|------|----|----|-------|
| No. | Name | G/S | % | 6m | Wing | 9m | 7m | FB | BT | AS | TF | ST | BS | YC | 2Min | RC | EX | |
| 1 | LIU Guini | | | | | | | | | | | | | | | | | 0:12 |
| 2 | WEI Qiuxiang | 1/5 | 20 | | 0/2 | 0/1 | | 1/2 | | | 1 | | | | | | | 42:57 |
| 3 | LIU Yun | 1/3 | 33 | | | | 1/3 | | | | 2 | | | 1 | | | | 35:53 |
| 7 | ZHANG Geng | 0/2 | 0 | | 0/1 | 0/1 | | | | 1 | | | | | | | | 12:51 |
| 9 | WANG Min | 2/2 | 100 | | 1/1 | | | 1/1 | | | | | | | | | | 17:03 |
| 10 | WANG Shasha | 5/12 | 42 | 1/1 | | 2/8 | | | 2/3 | 6 | 2 | 4 | 1 | 1 | 1 | | | 57:18 |
| 12 | HUANG Hong | | | | | | | | | | 1 | | | | | | | 59:23 |
| 14 | LIU Xiaomei | 4/14 | 29 | | | 3/12 | | 1/2 | | | 4 | | | | 1 | | | 57:15 |
| 15 | SUN Laimiao | | | | | | | | | | | | | | | | | |
| 18 | WU Wenjuan | 4/7 | 57 | 3/3 | 0/1 | 0/1 | | 0/1 | 1/1 | 2 | 2 | 4 | 1 | | 2 | | | 47:34 |
| 19 | LI Weiwei | 1/6 | 17 | | | 0/3 | 1/2 | 0/1 | | | 1 | | | | | | | 19:17 |
| 21 | LI Bing | 1/3 | 33 | | | | | 1/3 | | | 2 | | | 1 | 2 | | | 24:03 |
| 22 | HUANG Dongjie | 2/2 | 100 | | 1/1 | | | 1/1 | | 1 | 1 | 1 | | | | | | 46:14 |
| 23 | YAN Meizhu | | | | | | | | | | | | | | | | | |
| | Bench/Team | | | | | | | | | | | | | | | | | |
| Totals | | 21/56 | 38 | 4/4 | 2/6 | 5/26 | 2/5 | 5/11 | 3/4 | 10 | 16 | 9 | 2 | 3 | 6 | 0 | 0 | |

| Goalkeepers | | Total Shots | | 6m Shots | | Wing Shots | | 9m Shots | | 7m Shots | | Fast Breaks | | Breakthroughs | |
|---------------|------------|-------------|----|----------|----|------------|----|----------|----|----------|---|-------------|----|---------------|----|
| No. | Name | S/S | % | S/S | % | S/S | % | S/S | % | S/S | % | S/S | % | S/S | % |
| 1 | LIU Guini | 0/1 | 0 | | | | | | | 0/1 | 0 | | | | |
| 12 | HUANG Hong | 15/32 | 47 | 3/6 | 50 | 4/8 | 50 | 6/9 | 67 | 0/1 | 0 | 1/6 | 17 | 1/2 | 50 |
| Totals | | 15/33 | 45 | 3/6 | 50 | 4/8 | 50 | 6/9 | 67 | 0/2 | 0 | 1/6 | 17 | 1/2 | 50 |

| Team Shots | Goals | Saves | Missed | Post | Blocked | Total | % |
|---------------|-------|-------|--------|------|---------|-------|-----|
| 6m Shots | 4 | 0 | 0 | 0 | 0 | 4 | 100 |
| Wing Shots | 2 | 3 | 1 | 0 | 0 | 6 | 33 |
| 9m Shots | 5 | 13 | 2 | 3 | 3 | 26 | 19 |
| 7m Shots | 2 | 2 | 1 | 0 | n/a | 5 | 40 |
| Fast Breaks | 5 | 6 | 0 | 0 | 0 | 11 | 45 |
| Breakthroughs | 3 | 1 | 0 | 0 | 0 | 4 | 75 |
| Totals | 21 | 25 | 4 | 3 | 3 | 56 | 38 |

Number of Attacks: 66, Scoring Efficiency: 32%



OSC GYMNASIUM
 奥体中心体育馆
 GYMNASE DU CSO

SUN 星期日 DIM
 17 AUG 2008
 15:45

HANDBALL
 手球 / HANDBALL

WOMEN
 女子项目 / FEMMES

PRELIMINARY GROUP A - MATCH 28
 预赛A组 - 第28场 / PRÉLIMINAIRE GROUPE A - MATCH 28



MATCH TEAM STATISTICS

参赛队技术统计 / STATISTIQUES DU MATCH PAR ÉQUIPE

FRA 18 - 21 CHN

(10 - 9) (8 - 12)

Referees: (29) LIUDOWYK A / (30) VAKULA V (UKR)

CHN - China

Shots Distribution

Players
Goals / Shots

| | | | | | | | | | | | | | | | | | | | | |
|---------|-----|-----|----------|--|-----|-----------------|--|--|----------|-----|--|-----------------|-----|-----|-----------|-----|-----|----------|--|--|
| 2 WEI Q | | | 3 LIU Y | | | 7 ZHANG G | | | 9 WANG M | | | 10 WANG S | | | 14 LIU X | | | 15 SUN L | | |
| | 0/1 | | | | | | | | | 1/1 | | 1/1 | 0/1 | 0/1 | 1/3 | 0/1 | | | | |
| | 0/1 | 1/2 | 1/1 | | 0/1 | | | | | 1/1 | | | | | | 0/1 | 1/1 | | | |
| | | | | | | | | | | | | 1/2 | 2/2 | 1/2 | | 2/3 | 0/4 | | | |
| 1-Post | | | 1-Missed | | | 1-Missed 1-Post | | | | | | 2-Missed 1-Post | | | 1-Blocked | | | | | |

| | | | | | | | | | | | | | | |
|-----------|-----|-----|-----------|-----|-----|---------|--|-----|------------|--|-----|----------|--|--|
| 18 WU W | | | 19 LI W | | | 21 LI B | | | 22 HUANG D | | | 23 YAN M | | |
| 1/1 | 0/1 | | | | | | | | | | 1/1 | | | |
| | | 0/1 | 1/1 | 0/2 | 0/1 | 0/1 | | | | | | | | |
| 1/1 | 1/1 | 1/1 | | | 0/1 | 1/1 | | 0/1 | 1/1 | | | | | |
| 1-Blocked | | | 1-Blocked | | | | | | | | | | | |

| Team | Offence | Defence | Goalkeepers | | | | | | | | | | | | | | | | | | | | | | | | | | | | | | | | | | | | |
|--|---------|---------|---------------|-----|-----|-----|-----|-----|-----|--|--|--|-----|-----|-----|-----|-----|-----|-----|-----|-----|--|--|-----|--|--|--|--|--|--|-----|-----|-----|-----|-----|-----|-----|-----|-----|
| Goals / Shots | | | Saves / Shots | | | | | | | | | | | | | | | | | | | | | | | | | | | | | | | | | | | | |
| <table border="1"> <tr><td>3/5</td><td>1/5</td><td>1/2</td></tr> <tr><td>2/3</td><td>0/4</td><td>2/6</td></tr> <tr><td>4/5</td><td>6/7</td><td>2/9</td></tr> </table> <p>4-Missed 3-Post 3-Blocked</p> | 3/5 | 1/5 | 1/2 | 2/3 | 0/4 | 2/6 | 4/5 | 6/7 | 2/9 | | | <table border="1"> <tr><td>0/1</td><td>0/3</td><td>2/4</td></tr> <tr><td>2/3</td><td>2/2</td><td>3/5</td></tr> <tr><td>2/6</td><td>2/2</td><td>2/7</td></tr> </table> <p>1 LIU G</p> <table border="1"> <tr><td></td><td></td><td>0/1</td></tr> <tr><td></td><td></td><td></td></tr> <tr><td></td><td></td><td></td></tr> </table> <p>12 HUANG H</p> <table border="1"> <tr><td>0/1</td><td>0/3</td><td>2/4</td></tr> <tr><td>2/3</td><td>2/2</td><td>3/4</td></tr> <tr><td>2/6</td><td>2/2</td><td>2/7</td></tr> </table> | 0/1 | 0/3 | 2/4 | 2/3 | 2/2 | 3/5 | 2/6 | 2/2 | 2/7 | | | 0/1 | | | | | | | 0/1 | 0/3 | 2/4 | 2/3 | 2/2 | 3/4 | 2/6 | 2/2 | 2/7 |
| 3/5 | 1/5 | 1/2 | | | | | | | | | | | | | | | | | | | | | | | | | | | | | | | | | | | | | |
| 2/3 | 0/4 | 2/6 | | | | | | | | | | | | | | | | | | | | | | | | | | | | | | | | | | | | | |
| 4/5 | 6/7 | 2/9 | | | | | | | | | | | | | | | | | | | | | | | | | | | | | | | | | | | | | |
| 0/1 | 0/3 | 2/4 | | | | | | | | | | | | | | | | | | | | | | | | | | | | | | | | | | | | | |
| 2/3 | 2/2 | 3/5 | | | | | | | | | | | | | | | | | | | | | | | | | | | | | | | | | | | | | |
| 2/6 | 2/2 | 2/7 | | | | | | | | | | | | | | | | | | | | | | | | | | | | | | | | | | | | | |
| | | 0/1 | | | | | | | | | | | | | | | | | | | | | | | | | | | | | | | | | | | | | |
| | | | | | | | | | | | | | | | | | | | | | | | | | | | | | | | | | | | | | | | |
| | | | | | | | | | | | | | | | | | | | | | | | | | | | | | | | | | | | | | | | |
| 0/1 | 0/3 | 2/4 | | | | | | | | | | | | | | | | | | | | | | | | | | | | | | | | | | | | | |
| 2/3 | 2/2 | 3/4 | | | | | | | | | | | | | | | | | | | | | | | | | | | | | | | | | | | | | |
| 2/6 | 2/2 | 2/7 | | | | | | | | | | | | | | | | | | | | | | | | | | | | | | | | | | | | | |

Legend:

| | | | | |
|----------------------------|----------------------------------|-------------------------|-------------------------|-------------------------|
| % Efficiency | 2Min 2 Minute Suspensions | 6m 6-metre Shots | 7m 7-metre Shots | 9m 9-metre Shots |
| AS Assists | BS Blocked Shots | BT Breakthroughs | EX Exclusions | FB Fast Breaks |
| G/S Goals/Shots | n/a not applicable | RC Red Cards | S/S Saves/Shots | ST Steals |
| TF Technical Faults | TP Time Played | Wing Wing Shots | YC Yellow Cards | |





OSC GYMNASIUM
奥体中心体育馆
GYMNASE DU CSO

SAT 星期六 SAM
9 AUG 2008
10:45

HANDBALL
手球 / HANDBALL

WOMEN
女子项目 / FEMMES

PRELIMINARY GROUP B - MATCH 2
预赛B组 - 第2场 / PRÉLIMINAIRE GROUPE B - MATCH 2



RESULTS
比赛成绩 / RÉSULTATS
HUN 30 - 24 SWE
(15 - 14) (15 - 10)

Referees: (17) LICIS R / (18) STOLAROV S (LAT)

RUNNING SCORE
HUN - SWE

HUN - Hungary

| Players | | Shots | | | | | | | | Penalties | | | |
|---------|---------------------|--------------|-----------|------------|-------------|-------------|------------|------------|------------|-----------|----------|----------|----------|
| No. | Name | G/S | % | 6m | Wing | 9m | 7m | FB | BT | YC | 2Min | RC | EX |
| 2 | FERLING Bernadett | 2/2 | 100 | | | 2/2 | | | | | 1 | | |
| 6 | VERTEN Orsolya | 7/9 | 78 | 1/1 | 3/5 | | | 3/3 | | | | | |
| 10 | PIGNICZKI Krisztina | | | | | | | | | | | | |
| 12 | HERR Orsolya | | | | | | | | | | | | |
| 13 | GORBICZ Anita | 7/14 | 50 | | 2/3 | 1/6 | 3/4 | | 1/1 | | | | |
| 16 | PALINGER Katalin | | | | | | | | | | | | |
| 17 | TOTH Timea | 2/7 | 29 | | | 2/6 | | | | 1 | 2 | | |
| 18 | SZAMORANSKY Piroska | 4/5 | 80 | 4/5 | | | | | | | 1 | | |
| 22 | BODI Bernadett | | | | | | | | | | 1 | | |
| 23 | SZUCS Gabriella | | | | | | | | | | | | |
| 26 | BORBAS Rita | | | | | | | | | | | | |
| 31 | HORNYAK Agnes | | | | | | | | | | | | |
| 83 | KOVACSICZ Monika | 2/4 | 50 | | 1/3 | | | | 1/1 | | | | |
| 87 | TOMORI Zsuzsanna | 6/9 | 67 | 1/1 | | 3/5 | | 1/2 | 1/1 | 1 | 2 | | |
| | Bench/Team | | | | | | | | | | | | |
| | Totals | 30/50 | 60 | 6/7 | 6/11 | 8/19 | 3/4 | 4/5 | 3/4 | 2 | 7 | 0 | 0 |

| Goalkeepers | | Saves | | | | | | | |
|-------------|------------------|--------------|-----------|------------|------------|------------|------------|------------|------------|
| No. | Name | S/S | % | 6m | Wing | 9m | 7m | FB | BT |
| 12 | HERR Orsolya | | | | | | | | |
| 16 | PALINGER Katalin | 15/39 | 38 | 2/9 | 6/8 | 4/8 | 0/1 | 2/8 | 1/5 |
| | Totals | 15/39 | 38 | 2/9 | 6/8 | 4/8 | 0/1 | 2/8 | 1/5 |

SWE - Sweden

| Players | | Shots | | | | | | | | Penalties | | | |
|---------|-------------------------|--------------|-----------|------------|-------------|-------------|------------|-------------|------------|-----------|----------|----------|----------|
| No. | Name | G/S | % | 6m | Wing | 9m | 7m | FB | BT | YC | 2Min | RC | EX |
| 3 | FLOGNMAN Tina | 2/2 | 100 | 1/1 | | | | 1/1 | | | | | |
| 4 | BOSON Matilda | 1/4 | 25 | | 1/3 | | | 0/1 | | | 1 | | |
| 5 | HOLMGREN Sara | 1/2 | 50 | 1/2 | | | | | | | | | |
| 6 | ISLAS HELGESSON Therese | 6/13 | 46 | 2/2 | | 1/4 | | 2/5 | 1/2 | | 1 | | |
| 7 | WIEL FREDEN Annika | 3/9 | 33 | 1/1 | 0/6 | | | 2/2 | | | | | |
| 10 | UTKOVIC Teresa | 3/3 | 100 | | 1/1 | | | 1/1 | 1/1 | | | | |
| 11 | ENSTROM Jessica | | | | | | | | | | | | |
| 12 | BENGTSSON Therese | | | | | | | | | | | | |
| 14 | ERIKSSON Sara | 0/1 | 0 | 0/1 | | | | | | 1 | 1 | | |
| 15 | AHLM Johanna | 3/12 | 25 | 1/1 | | 0/7 | 1/1 | | 1/3 | | | | |
| 16 | GRUNDSTROM Madeleine | | | | | | | | | | | | |
| 17 | TORSTENSON Linnea | 5/7 | 71 | 1/1 | | 3/5 | | | 1/1 | | | | |
| 18 | WIBERG Johanna | | | | | | | | | 1 | 1 | | |
| 20 | GULLDEN Isabelle | | | | | | | | | | | | |
| | Bench/Team | | | | | | | | | | | | |
| | Totals | 24/53 | 45 | 7/9 | 2/10 | 4/16 | 1/1 | 6/10 | 4/7 | 2 | 4 | 0 | 0 |

| Goalkeepers | | Saves | | | | | | | |
|-------------|----------------------|--------------|-----------|------------|-------------|-------------|------------|------------|------------|
| No. | Name | S/S | % | 6m | Wing | 9m | 7m | FB | BT |
| 12 | BENGTSSON Therese | 8/19 | 42 | 1/3 | 4/4 | 2/7 | 0/2 | 0/1 | 1/2 |
| 16 | GRUNDSTROM Madeleine | 2/21 | 10 | 0/4 | 1/7 | 1/4 | 0/1 | 0/3 | 0/2 |
| | Totals | 10/40 | 25 | 1/7 | 5/11 | 3/11 | 0/3 | 0/4 | 1/4 |

| | | 1st Half | | | |
|---------------|--|----------|----|-------------------|--|
| SZAMORANSKY P | | 1 (1') | 0 | | |
| VERTEN O | | 2 (3') | 0 | | |
| | | 2 (4') | 1 | FLOGNMAN T | |
| | | 2 (5') | 2 | ISLAS HELGESSON T | |
| | | 2 (6') | 3 | AHLM J | |
| TOTH T | | 3 (7') | 3 | | |
| TOTH T | | 4 (9') | 3 | | |
| VERTEN O | | 5 (10') | 3 | | |
| KOVACSICZ M | | 6 (11') | 3 | | |
| VERTEN O | | 7 (12') | 3 | | |
| | | 7 (12) | 4 | WIEL FREDEN A | |
| TOMORI Z | | 8 (13') | 4 | | |
| VERTEN O | | 9 (13') | 4 | | |
| | | 9 (14') | 5 | TORSTENSON L | |
| GORBICZ A | | 10 (17') | 5 | | |
| | | 10 (19') | 6 | AHLM J | |
| VERTEN O | | 11 (20') | 6 | | |
| | | 11 (22') | 7 | ISLAS HELGESSON T | |
| | | 11 (23') | 8 | UTKOVIC T | |
| | | 11 (24') | 9 | TORSTENSON L | |
| VERTEN O | | 12 (25') | 9 | | |
| | | 12 (25) | 10 | TORSTENSON L | |
| SZAMORANSKY P | | 13 (27') | 10 | | |
| GORBICZ A | | 14 (27') | 10 | | |
| | | 14 (28') | 11 | TORSTENSON L | |
| | | 14 (28') | 12 | FLOGNMAN T | |
| GORBICZ A | | 15 (29') | 12 | | |
| | | 15 (29') | 13 | ISLAS HELGESSON T | |
| | | 15 (30') | 14 | UTKOVIC T | |

| | | 2nd Half | | | |
|---------------|--|----------|----|-------------------|--|
| GORBICZ A | | 16 (31') | 14 | | |
| | | 16 (33') | 15 | UTKOVIC T | |
| KOVACSICZ M | | 17 (34') | 15 | | |
| | | 17 (35') | 16 | ISLAS HELGESSON T | |
| TOMORI Z | | 18 (36') | 16 | | |
| FERLING B | | 19 (37') | 16 | | |
| | | 19 (38') | 17 | BOSON M | |
| GORBICZ A | | 20 (38') | 17 | | |
| | | 20 (40') | 18 | AHLM J | |
| FERLING B | | 21 (41') | 18 | | |
| | | 21 (41') | 19 | ISLAS HELGESSON T | |
| | | 21 (44') | 20 | HOLMGREN S | |
| TOMORI Z | | 22 (44') | 20 | | |
| | | 22 (46') | 21 | ISLAS HELGESSON T | |
| VERTEN O | | 23 (46') | 21 | | |
| TOMORI Z | | 24 (49') | 21 | | |
| GORBICZ A | | 25 (51') | 21 | | |
| GORBICZ A | | 26 (52') | 21 | | |
| | | 26 (53') | 22 | TORSTENSON L | |
| TOMORI Z | | 27 (53') | 22 | | |
| TOMORI Z | | 28 (55') | 22 | | |
| SZAMORANSKY P | | 29 (59') | 22 | | |
| | | 29 (59') | 23 | WIEL FREDEN A | |
| | | 29 (60') | 24 | WIEL FREDEN A | |
| SZAMORANSKY P | | 30 (60') | 24 | | |

| | | | | | |
|-------------------------|------------------------|----------------------------------|-------------------------|-------------------------|-------------------------|
| Legend: | % Efficiency | 2Min 2 Minute Suspensions | 6m 6-metre Shots | 7m 7-metre Shots | 9m 9-metre Shots |
| BT Breakthroughs | EX Exclusions | FB Fast Breaks | G/S Goals/Shots | RC Red Cards | |
| S/S Saves/Shots | Wing Wing Shots | YC Yellow Cards | | | |



MATCH TEAM STATISTICS

参赛队技术统计 / STATISTIQUES DU MATCH PAR ÉQUIPE

HUN 30 - 24 SWE

(15 - 14) (15 - 10)

Referees: (17) LICIS R / (18) STOLAROV S (LAT)

HUN - Hungary

| No. | Name | Shots | | | | | | | | Offence | | Defence | | Penalties | | | TP | |
|---------------|---------------------|-------|-----|-----|------|------|-----|-----|-----|---------|----|---------|----|-----------|------|----|----|-------|
| | | G/S | % | 6m | Wing | 9m | 7m | FB | BT | AS | TF | ST | BS | YC | 2Min | RC | | EX |
| 2 | FERLING Bernadett | 2/2 | 100 | | | 2/2 | | | | 1 | 1 | | | | 1 | | | 14:08 |
| 6 | VERTEN Orsolya | 7/9 | 78 | 1/1 | 3/5 | | | 3/3 | | 3 | 2 | 1 | | | | | | 60:00 |
| 10 | PIGNICZKI Krisztina | | | | | | | | | | | | | | | | | |
| 12 | HERR Orsolya | | | | | | | | | | | | | | | | | |
| 13 | GORBICZ Anita | 7/14 | 50 | | 2/3 | 1/6 | 3/4 | | 1/1 | 3 | 6 | | | | | | | 58:13 |
| 16 | PALINGER Katalin | | | | | | | | | | | | | | | | | 60:00 |
| 17 | TOTH Timea | 2/7 | 29 | | | 2/6 | | | 0/1 | 6 | 2 | 1 | 3 | 1 | 2 | | | 54:09 |
| 18 | SZAMORANSKY Piroska | 4/5 | 80 | 4/5 | | | | | | | | 1 | | | 1 | | | 49:42 |
| 22 | BODI Bernadett | | | | | | | | | | | | | | 1 | | | 7:32 |
| 23 | SZUCS Gabriella | | | | | | | | | | | | | | | | | 4:43 |
| 26 | BORBAS Rita | | | | | | | | | | | | | | | | | |
| 31 | HORNYAK Agnes | | | | | | | | | | | | | | | | | |
| 83 | KOVACSICZ Monika | 2/4 | 50 | | 1/3 | | | | 1/1 | | 2 | 1 | | | | | | 54:28 |
| 87 | TOMORI Zsuzsanna | 6/9 | 67 | 1/1 | | 3/5 | | 1/2 | 1/1 | 3 | 1 | 2 | 1 | 1 | 2 | | | 57:05 |
| | Bench/Team | | | | | | | | | | | | | | | | | |
| Totals | | 30/50 | 60 | 6/7 | 6/11 | 8/19 | 3/4 | 4/5 | 3/4 | 16 | 15 | 5 | 4 | 2 | 7 | 0 | 0 | |

| No. | Name | Total Shots | | 6m Shots | | Wing Shots | | 9m Shots | | 7m Shots | | Fast Breaks | | Breakthroughs | |
|---------------|------------------|-------------|----|----------|----|------------|----|----------|----|----------|---|-------------|----|---------------|----|
| | | S/S | % | S/S | % | S/S | % | S/S | % | S/S | % | S/S | % | S/S | % |
| 12 | HERR Orsolya | | | | | | | | | | | | | | |
| 16 | PALINGER Katalin | 15/39 | 38 | 2/9 | 22 | 6/8 | 75 | 4/8 | 50 | 0/1 | 0 | 2/8 | 25 | 1/5 | 20 |
| Totals | | 15/39 | 38 | 2/9 | 22 | 6/8 | 75 | 4/8 | 50 | 0/1 | 0 | 2/8 | 25 | 1/5 | 20 |

| Team Shots | Goals | Saves | Missed | Post | Blocked | Total | % |
|---------------|-------|-------|--------|------|---------|-------|----|
| 6m Shots | 6 | 1 | 0 | 0 | 0 | 7 | 86 |
| Wing Shots | 6 | 5 | 0 | 0 | 0 | 11 | 55 |
| 9m Shots | 8 | 3 | 4 | 4 | 0 | 19 | 42 |
| 7m Shots | 3 | 0 | 0 | 1 | n/a | 4 | 75 |
| Fast Breaks | 4 | 0 | 1 | 0 | 0 | 5 | 80 |
| Breakthroughs | 3 | 1 | 0 | 0 | 0 | 4 | 75 |
| Totals | 30 | 10 | 5 | 5 | 0 | 50 | 60 |

Number of Attacks: 61, Scoring Efficiency: 49%



OSC GYMNASIUM
 奥体中心体育馆
 GYMNASE DU CSO

SAT 星期六 SAM
 9 AUG 2008
 10:45

HANDBALL
 手球 / HANDBALL

WOMEN
 女子项目 / FEMMES

PRELIMINARY GROUP B - MATCH 2
 预赛B组 - 第2场 / PRÉLIMINAIRE GROUPE B - MATCH 2



MATCH TEAM STATISTICS

参赛队技术统计 / STATISTIQUES DU MATCH PAR ÉQUIPE

HUN 30 - 24 SWE

(15 - 14) (15 - 10)

Referees: (17) LICIS R / (18) STOLAROV S (LAT)

HUN - Hungary

Shots Distribution

Players

Goals / Shots

2 FERLING B

6 VERTEN O

10 PIGNICZKI K

13 GORBICZ A

17 TOTHT

18 SZAMORANSKY P

22 BODI B

| | | |
|-----|--|-----|
| 1/1 | | |
| | | |
| | | 1/1 |

| | | |
|-----|-----|-----|
| 2/3 | | 1/1 |
| | | |
| | 3/3 | 1/2 |

| | | |
|--|--|--|
| | | |
| | | |
| | | |

| | | |
|-----|-----|-----|
| 1/1 | 1/1 | 0/1 |
| 1/1 | | 0/1 |
| 1/1 | 1/3 | 2/2 |

| | | |
|--|-----|-----|
| | 1/1 | 1/1 |
| | | |
| | 0/1 | |

| | | |
|-----|--|-----|
| 1/1 | | |
| | | 1/1 |
| 2/2 | | 0/1 |

| | | |
|--|--|--|
| | | |
| | | |
| | | |

3-Post

3-Missed 1-Post

23 SZUCS G

26 BORBAS R

31 HORNYAK A

83 KOVACSICZ M

87 TOMORI Z

| | | |
|--|--|--|
| | | |
| | | |
| | | |

| | | |
|--|--|--|
| | | |
| | | |
| | | |

| | | |
|--|--|--|
| | | |
| | | |
| | | |

| | | |
|--|-----|-----|
| | 1/2 | 1/2 |
| | | |
| | | |

| | | |
|-----|--|-----|
| | | |
| | | |
| 3/3 | | 3/3 |

2-Missed 1-Post

Team

Offence

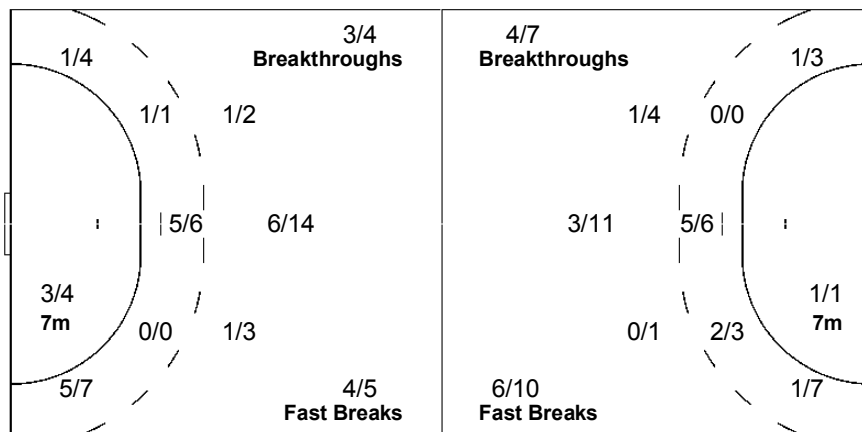
Defence

Goalkeepers

Goals / Shots

| | | |
|-----|-----|-----|
| 5/6 | 3/4 | 3/5 |
| 1/1 | | 1/2 |
| 6/6 | 4/7 | 7/9 |

5-Missed 5-Post



Saves / Shots

| | | |
|-----|-----|-----|
| 1/5 | 1/4 | 0/1 |
| 6/6 | | 2/6 |
| 1/6 | 3/8 | 1/3 |

12 HERR O

| | | |
|--|--|--|
| | | |
| | | |
| | | |

16 PALINGER K

| | | |
|-----|-----|-----|
| 1/5 | 1/4 | 0/1 |
| 6/6 | | 2/6 |
| 1/6 | 3/8 | 1/3 |



MATCH TEAM STATISTICS

参赛队技术统计 / STATISTIQUES DU MATCH PAR ÉQUIPE

HUN 30 - 24 SWE

(15 - 14) (15 - 10)

Referees: (17) LICIS R / (18) STOLAROVZ Z (LAT)

SWE - Sweden

| No. | Name | Shots | | | | | | | | Offence | | Defence | | Penalties | | | TP | |
|---------------|-------------------------|-------|-----|-----|------|------|-----|------|-----|---------|----|---------|----|-----------|------|----|----|-------|
| | | G/S | % | 6m | Wing | 9m | 7m | FB | BT | AS | TF | ST | BS | YC | 2Min | RC | | EX |
| 3 | FLOGNMAN Tina | 2/2 | 100 | 1/1 | | | | 1/1 | | 1 | 1 | | | | | | | 31:09 |
| 4 | BOSON Matilda | 1/4 | 25 | | 1/3 | | | 0/1 | | | | 1 | | | | 1 | | 59:27 |
| 5 | HOLMGREN Sara | 1/2 | 50 | 1/2 | | | | | | | | | | | | | | 24:13 |
| 6 | ISLAS HELGESSON Therese | 6/13 | 46 | 2/2 | | 1/4 | | 2/5 | 1/2 | | 2 | | | | 1 | | | 50:22 |
| 7 | WIEL FREDEN Annika | 3/9 | 33 | 1/1 | 0/6 | | | 2/2 | | | | | | | | | | 32:36 |
| 10 | UTKOVIC Teresa | 3/3 | 100 | | 1/1 | | | 1/1 | 1/1 | | 1 | | | | | | | 24:47 |
| 11 | ENSTROM Jessica | | | | | | | | | | | | | | | | | |
| 12 | BENGTSSON Therese | | | | | | | | | | | | | | | | | 21:27 |
| 14 | ERIKSSON Sara | 0/1 | 0 | 0/1 | | | | | | | 1 | | | 1 | 1 | | | 26:51 |
| 15 | AHLM Johanna | 3/12 | 25 | 1/1 | | 0/7 | 1/1 | | 1/3 | 1 | 3 | | | | | | | 41:14 |
| 16 | GRUNDSTROM Madeleine | | | | | | | | | | | | | | | | | 38:33 |
| 17 | TORSTENSON Linnea | 5/7 | 71 | 1/1 | | 3/5 | | | 1/1 | 6 | 3 | 1 | | | | | | 42:47 |
| 18 | WIBERG Johanna | | | | | | | | | | | | | 1 | 1 | | | 23:56 |
| 20 | GULLDEN Isabelle | | | | | | | | | | 1 | | | | | | | 2:38 |
| | Bench/Team | | | | | | | | | | | | | | | | | |
| Totals | | 24/53 | 45 | 7/9 | 2/10 | 4/16 | 1/1 | 6/10 | 4/7 | 8 | 12 | 2 | 0 | 2 | 4 | 0 | 0 | |

| No. | Name | Total Shots | | 6m Shots | | Wing Shots | | 9m Shots | | 7m Shots | | Fast Breaks | | Breakthroughs | |
|---------------|----------------------|-------------|----|----------|----|------------|-----|----------|----|----------|---|-------------|---|---------------|----|
| | | S/S | % | S/S | % | S/S | % | S/S | % | S/S | % | S/S | % | S/S | % |
| 12 | BENGTSSON Therese | 8/19 | 42 | 1/3 | 33 | 4/4 | 100 | 2/7 | 29 | 0/2 | 0 | 0/1 | 0 | 1/2 | 50 |
| 16 | GRUNDSTROM Madeleine | 2/21 | 10 | 0/4 | 0 | 1/7 | 14 | 1/4 | 25 | 0/1 | 0 | 0/3 | 0 | 0/2 | 0 |
| Totals | | 10/40 | 25 | 1/7 | 14 | 5/11 | 45 | 3/11 | 27 | 0/3 | 0 | 0/4 | 0 | 1/4 | 25 |

| Team Shots | Goals | Saves | Missed | Post | Blocked | Total | % |
|---------------|-------|-------|--------|------|---------|-------|-----|
| 6m Shots | 7 | 2 | 0 | 0 | 0 | 9 | 78 |
| Wing Shots | 2 | 6 | 0 | 2 | 0 | 10 | 20 |
| 9m Shots | 4 | 4 | 2 | 2 | 4 | 16 | 25 |
| 7m Shots | 1 | 0 | 0 | 0 | n/a | 1 | 100 |
| Fast Breaks | 6 | 2 | 1 | 1 | 0 | 10 | 60 |
| Breakthroughs | 4 | 1 | 2 | 0 | 0 | 7 | 57 |
| Totals | 24 | 15 | 5 | 5 | 4 | 53 | 45 |

Number of Attacks: 60, Scoring Efficiency: 40%



OSC GYMNASIUM
 奥体中心体育馆
 GYMNASE DU CSO

SAT 星期六 SAM
 9 AUG 2008
 10:45

HANDBALL
 手球 / HANDBALL

WOMEN
 女子项目 / FEMMES

PRELIMINARY GROUP B - MATCH 2
 预赛B组 - 第2场 / PRÉLIMINAIRE GROUPE B - MATCH 2



MATCH TEAM STATISTICS

参赛队技术统计 / STATISTIQUES DU MATCH PAR ÉQUIPE

HUN 30 - 24 SWE
 (15 - 14) (15 - 10)

Referees: (17) LICIS R / (18) STOLAROV S (LAT)

SWE - Sweden

Shots Distribution

| Players | | | Goals / Shots | | | |
|---------------|---------------------------|-----------------|---------------------|-----------------|--------------|--------------|
| 3 FLOGNMAN T | 4 BOSON M | 5 HOLMGREN S | 6 ISLAS HELGESSON T | 7 WIEL FREDEN A | 10 UTKOVIC T | 11 ENSTROM J |
| 2/2 | | | 0/1 | 1/1 1/1 | 1/1 | |
| | | | | 0/5 | | |
| | 1/2 | 1/1 0/1 | 1/1 2/3 0/1 | | 2/2 | |
| | 2-Post | | 3-Missed 1-Post | 1-Post | | |
| 14 ERIKSSON S | 15 AHL M J | 17 TORSTENSON L | 18 WIBERG J | 20 GULLDEN I | | |
| | 1/1 0/1 | 1/1 1/1 | | | | |
| 0/1 | 0/1 | | | | | |
| | 2/3 | 1/1 2/2 | | | | |
| | 1-Missed 1-Post 4-Blocked | 1-Missed | | | | |

| Team | Offence | Defence | Goalkeepers |
|---------------------------|---------|---------|---------------------------------------|
| Goals / Shots | | | Saves / Shots |
| 4/5 0/6 5/6 | | | 1/6 1/4 2/5 0/1 1/2 0/6 3/7 2/9 |
| 5-Missed 5-Post 4-Blocked | | | 12 BENG TSSON T |
| | | | 1/2 1/1 0/1 1/1 0/5 3/4 2/5 |
| | | | 16 GRUNDSTROM M |
| | | | 0/4 1/4 1/4 0/1 0/1 0/3 0/4 |

| Legend: | | | | | | | |
|---------|------------------|------|----------------------|------|---------------|-----|---------------|
| % | Efficiency | 2Min | 2 Minute Suspensions | 6m | 6-metre Shots | 7m | 7-metre Shots |
| AS | Assists | BS | Blocked Shots | BT | Breakthroughs | EX | Exclusions |
| G/S | Goals/Shots | n/a | not applicable | RC | Red Cards | S/S | Saves/Shots |
| TF | Technical Faults | TP | Time Played | Wing | Wing Shots | YC | Yellow Cards |
| | | | | | | 9m | 9-metre Shots |
| | | | | | | FB | Fast Breaks |
| | | | | | | ST | Steals |





RESULTS

比赛成绩 / RÉSULTATS

RUS 29 - 29 KOR (16 - 13) (13 - 16)

Referees: (5) GJEDING M / (6) HANSEN M (DEN)

RUS - Russian Fed.

| Players | | Shots | | | | | | | | Penalties | | | |
|------------|-----------------------|-------|-----|-----|------|-----|-----|-----|------|-----------|------|----|----|
| No. | Name | G/S | % | 6m | Wing | 9m | 7m | FB | BT | YC | 2Min | RC | EX |
| 1 | SUSLINA Inna | | | | | | | | | | | | |
| 3 | POLTORATSKAYA Irina | 0/1 | 0 | | | 0/1 | | | | | | | |
| 4 | ROMENSKAYA Oxana | | | | | | | | | | 2 | | |
| 5 | POSTNOVA Liudmila | 3/5 | 60 | 1/1 | | 1/2 | | 1/1 | 0/1 | | | | |
| 6 | KAREEVA Anna | 5/6 | 83 | | 1/2 | | | | 4/4 | | 1 | | |
| 8 | ANDRYUSHINA Ekaterina | 1/1 | 100 | | | | | 1/1 | | 1 | | | |
| 9 | USKOVA Yana | | | | | | | | | | 1 | | |
| 10 | POLENOVA Elena | 2/3 | 67 | | | | 2/3 | | | 1 | 1 | | |
| 11 | TUREY Emiliya | 4/4 | 100 | | 1/1 | | | 3/3 | | | | | |
| 15 | SHIPILOVA Natalia | 1/1 | 100 | | | | | 1/1 | | 1 | | | |
| 16 | SIDOROVA Maria | | | | | | | | | | | | |
| 17 | MARENNIKOVA Ekaterina | 6/9 | 67 | 2/3 | 2/3 | | | 1/2 | 1/1 | | | | |
| 19 | DMITRIEVA Elena | 2/2 | 100 | | 1/1 | | | 1/1 | | | | | |
| 24 | BLIZNOVA Irina | 5/10 | 50 | 1/2 | | 0/2 | | | 4/6 | | | | |
| Bench/Team | | | | | | | | | | | | | |
| Totals | | 29/42 | 69 | 4/6 | 5/7 | 1/5 | 3/4 | 7/8 | 9/12 | 3 | 5 | 0 | 0 |

| Goalkeepers | | Saves | | | | | | | |
|-------------|----------------|-------|----|-----|------|------|------|------|-----|
| No. | Name | S/S | % | 6m | Wing | 9m | 7m | FB | BT |
| 1 | SUSLINA Inna | 0/4 | 0 | | 0/1 | | 0/3 | | |
| 16 | SIDOROVA Maria | 16/41 | 39 | 1/4 | 3/5 | 8/12 | 1/7 | 3/10 | 0/3 |
| Totals | | 16/45 | 36 | 1/4 | 3/6 | 8/12 | 1/10 | 3/10 | 0/3 |

KOR - Korea

| Players | | Shots | | | | | | | | Penalties | | | |
|------------|---------------|-------|-----|-----|------|------|------|------|-----|-----------|------|----|----|
| No. | Name | G/S | % | 6m | Wing | 9m | 7m | FB | BT | YC | 2Min | RC | EX |
| 1 | OH Yongran | | | | | | | | | | | | |
| 3 | KIM Ona | 7/8 | 88 | | | 0/1 | 6/6 | | 1/1 | | | | |
| 4 | HUH Soonyoung | 2/2 | 100 | 2/2 | | | | | | | 2 | | |
| 6 | SONG Hairim | | | | | | | | | | | | |
| 7 | KIM Namsun | | | | | | | | | | | | |
| 9 | KIM Chayoun | 2/2 | 100 | | | | | 2/2 | | | | | |
| 10 | OH Seongok | 1/4 | 25 | 1/1 | | 0/2 | | 0/1 | | | | | |
| 11 | HONG Jeongho | 5/6 | 83 | | | 2/2 | 3/4 | | | 1 | | | |
| 13 | PARK Chunghee | 5/8 | 63 | | 1/2 | | | 4/6 | | | | | |
| 16 | LEE Minhee | | | | | | | | | | | | |
| 17 | AN Junghwa | 4/5 | 80 | | 1/2 | | | 1/1 | 2/2 | | | | |
| 18 | BAE Minhee | | | | | | | | | | | | |
| 19 | CHOI Imjeong | 0/5 | 0 | | 0/1 | 0/3 | 0/1 | | | 1 | | | |
| 20 | MOON Pilhee | 3/8 | 38 | 0/1 | 1/1 | 2/6 | | | | | | | |
| Bench/Team | | | | | | | | | | | | | |
| Totals | | 29/48 | 60 | 3/4 | 3/6 | 4/14 | 9/11 | 7/10 | 3/3 | 2 | 2 | 0 | 0 |

| Goalkeepers | | Saves | | | | | | | |
|-------------|------------|-------|----|-----|------|-----|-----|-----|------|
| No. | Name | S/S | % | 6m | Wing | 9m | 7m | FB | BT |
| 1 | OH Yongran | 5/23 | 22 | 1/5 | 0/1 | 3/4 | 1/3 | 0/4 | 0/6 |
| 16 | LEE Minhee | 4/15 | 27 | | 2/6 | | 0/1 | 0/3 | 2/5 |
| Totals | | 9/38 | 24 | 1/5 | 2/7 | 3/4 | 1/4 | 0/7 | 2/11 |

RUNNING SCORE

RUS - KOR

| | | 1st Half | |
|---------------|--|-------------|--------|
| MARENNIKOVA E | | 1 (1') 0 | |
| | | 1 (2') 1 | HONG J |
| | | 1 (3') 2 | HONG J |
| POLENOVA E | | 2 (4') 2 | |
| BLIZNOVA I | | 3 (5') 2 | |
| | | 3 (5') 3 | MOON P |
| | | 3 (6') 4 | PARK C |
| BLIZNOVA I | | 4 (6') 4 | |
| | | 4 (7') 5 | HUH S |
| POSTNOVA L | | 5 (8') 5 | |
| | | 5 (8') 6 | PARK C |
| MARENNIKOVA E | | 6 (9') 6 | |
| | | 6 (10') 7 | HONG J |
| TUREY E | | 7 (13') 7 | |
| | | 7 (14') 8 | HUH S |
| POSTNOVA L | | 8 (16') 8 | |
| | | 8 (20') 9 | MOON P |
| TUREY E | | 9 (20') 9 | |
| DMITRIEVA E | | 10 (21') 9 | |
| | | 10 (21') 10 | HONG J |
| MARENNIKOVA E | | 11 (23') 10 | |
| TUREY E | | 12 (24') 10 | |
| KAREEVA A | | 13 (24') 10 | |
| | | 13 (25') 11 | AN J |
| KAREEVA A | | 14 (25') 11 | |
| KAREEVA A | | 15 (27') 11 | |
| | | 15 (28') 12 | PARK C |
| | | 15 (29') 13 | PARK C |
| MARENNIKOVA E | | 16 (30') 13 | |

2nd Half

| | | | |
|---------------|--|-------------|--------|
| BLIZNOVA I | | 17 (32') 13 | |
| KAREEVA A | | 18 (33') 13 | |
| KAREEVA A | | 19 (34') 13 | |
| | | 19 (34') 14 | KIM O |
| POLENOVA E | | 20 (36') 14 | |
| | | 20 (37') 15 | AN J |
| MARENNIKOVA E | | 21 (37') 15 | |
| | | 21 (38') 16 | OH S |
| BLIZNOVA I | | 22 (38') 16 | |
| POSTNOVA L | | 23 (39') 16 | |
| | | 23 (40') 17 | AN J |
| ANDRYUSHINA E | | 24 (41') 17 | |
| DMITRIEVA E | | 25 (42') 17 | |
| SHIPILOVA N | | 26 (43') 17 | |
| | | 26 (44') 18 | MOON P |
| | | 26 (46') 19 | KIM O |
| | | 26 (47') 20 | KIM O |
| | | 26 (48') 21 | KIM C |
| | | 26 (49') 22 | KIM C |
| | | 26 (50') 23 | AN J |
| | | 26 (52') 24 | KIM O |
| | | 26 (52') 25 | KIM O |
| | | 26 (53') 26 | KIM O |
| MARENNIKOVA E | | 27 (55') 26 | |
| TUREY E | | 28 (55') 26 | |
| | | 28 (57') 27 | HONG J |
| BLIZNOVA I | | 29 (57') 27 | |
| | | 29 (58') 28 | KIM O |
| | | 29 (59') 29 | PARK C |

| Legend: | | | | | | | | | |
|---------|---------------|------|----------------------|----|---------------|-----|---------------|----|---------------|
| % | Efficiency | 2Min | 2 Minute Suspensions | 6m | 6-metre Shots | 7m | 7-metre Shots | 9m | 9-metre Shots |
| BT | Breakthroughs | EX | Exclusions | FB | Fast Breaks | G/S | Goals/Shots | RC | Red Cards |
| S/S | Saves/Shots | Wing | Wing Shots | YC | Yellow Cards | | | | |



MATCH TEAM STATISTICS

参赛队技术统计 / STATISTIQUES DU MATCH PAR ÉQUIPE

RUS 29 - 29 KOR

(16 - 13) (13 - 16)

Referees: (5) GJEDING M / (6) HANSEN M (DEN)

RUS - Russian Fed.

| Players | | Shots | | | | | | | | Offence | | Defence | | Penalties | | | TP | |
|---------------|-----------------------|-------|-----|-----|------|-----|-----|-----|------|---------|----|---------|----|-----------|------|----|----|-------|
| No. | Name | G/S | % | 6m | Wing | 9m | 7m | FB | BT | AS | TF | ST | BS | YC | 2Min | RC | | EX |
| 1 | SUSLINA Inna | | | | | | | | | | | | | | | | | 5:15 |
| 3 | POLTORATSKAYA Irina | 0/1 | 0 | | | 0/1 | | | | | 3 | | | | | | | 16:10 |
| 4 | ROMENSKAYA Oxana | | | | | | | | | | 4 | 1 | 1 | | 2 | | | 36:40 |
| 5 | POSTNOVA Liudmila | 3/5 | 60 | 1/1 | | 1/2 | | 1/1 | 0/1 | 2 | 4 | 1 | | | | | | 28:40 |
| 6 | KAREEVA Anna | 5/6 | 83 | | 1/2 | | | | 4/4 | 3 | 6 | | | | 1 | | | 34:10 |
| 8 | ANDRYUSHINA Ekaterina | 1/1 | 100 | | | | | 1/1 | | 2 | | | | 1 | | | | 17:33 |
| 9 | USKOVA Yana | | | | | | | | | | | | | | 1 | | | 34:26 |
| 10 | POLENOVA Elena | 2/3 | 67 | | | | 2/3 | | | | | | | 1 | 1 | | | 14:38 |
| 11 | TUREY Emiliya | 4/4 | 100 | | 1/1 | | | 3/3 | | | 1 | 2 | | | | | | 34:01 |
| 15 | SHIPILOVA Natalia | 1/1 | 100 | | | | | 1/1 | | 2 | 2 | 1 | | 1 | | | | 41:07 |
| 16 | SIDOROVA Maria | | | | | | | | | 2 | | | | | | | | 54:45 |
| 17 | MARENNIKOVA Ekaterina | 6/9 | 67 | 2/3 | 2/3 | | | 1/2 | 1/1 | | 3 | | | | | | | 40:30 |
| 19 | DMITRIEVA Elena | 2/2 | 100 | | 1/1 | | 1/1 | | | | 1 | | | | | | | 18:59 |
| 24 | BLIZNOVA Irina | 5/10 | 50 | 1/2 | | 0/2 | | | 4/6 | | 2 | 1 | | | | | | 43:06 |
| | Bench/Team | | | | | | | | | | 2 | | | | | | | |
| Totals | | 29/42 | 69 | 4/6 | 5/7 | 1/5 | 3/4 | 7/8 | 9/12 | 11 | 28 | 6 | 1 | 3 | 5 | 0 | 0 | |

| Goalkeepers | | Total Shots | | 6m Shots | | Wing Shots | | 9m Shots | | 7m Shots | | Fast Breaks | | Breakthroughs | |
|---------------|----------------|-------------|----|----------|----|------------|----|----------|----|----------|----|-------------|----|---------------|---|
| No. | Name | S/S | % | S/S | % | S/S | % | S/S | % | S/S | % | S/S | % | S/S | % |
| 1 | SUSLINA Inna | 0/4 | 0 | | | 0/1 | 0 | | | 0/3 | 0 | | | | |
| 16 | SIDOROVA Maria | 16/41 | 39 | 1/4 | 25 | 3/5 | 60 | 8/12 | 67 | 1/7 | 14 | 3/10 | 30 | 0/3 | 0 |
| Totals | | 16/45 | 36 | 1/4 | 25 | 3/6 | 50 | 8/12 | 67 | 1/10 | 10 | 3/10 | 30 | 0/3 | 0 |

| Team Shots | Goals | Saves | Missed | Post | Blocked | Total | % |
|---------------|-------|-------|--------|------|---------|-------|----|
| 6m Shots | 4 | 1 | 1 | 0 | 0 | 6 | 67 |
| Wing Shots | 5 | 2 | 0 | 0 | 0 | 7 | 71 |
| 9m Shots | 1 | 3 | 0 | 0 | 1 | 5 | 20 |
| 7m Shots | 3 | 1 | 0 | 0 | n/a | 4 | 75 |
| Fast Breaks | 7 | 0 | 1 | 0 | 0 | 8 | 88 |
| Breakthroughs | 9 | 2 | 1 | 0 | 0 | 12 | 75 |
| Totals | 29 | 9 | 3 | 0 | 1 | 42 | 69 |

Number of Attacks: 65, Scoring Efficiency: 45%



OSC GYMNASIUM
 奥体中心体育馆
 GYMNASE DU CSO

SAT 星期六 SAM
 9 AUG 2008
 15:45

HANDBALL
 手球 / HANDBALL

WOMEN
 女子项目 / FEMMES

PRELIMINARY GROUP B - MATCH 4
 预赛B组 - 第4场 / PRÉLIMINAIRE GROUPE B - MATCH 4



MATCH TEAM STATISTICS
 参赛队技术统计 / STATISTIQUES DU MATCH PAR ÉQUIPE

RUS 29 - 29 KOR
 (16 - 13) (13 - 16)

Referees: (5) GJEDING M / (6) HANSEN M (DEN)

RUS - Russian Fed.

Shots Distribution

| Players | | | Goals / Shots | | | |
|-------------------|----------------|------------------|----------------|-----------------|------------|---------------|
| 3 POLTORATSKAYA I | 4 ROMENSKAYA O | 5 POSTNOVA L | 6 KAREEVA A | 8 ANDRYUSHINA E | 9 USKOVA Y | 10 POLENOVA E |
| | | 1/1 | 1/2 1/1 | 1/1 | | |
| | | 1/2 | | 2/2 | | 0/1 |
| | | 1/2 | | 1/1 | | 2/2 |
| 11 TUREY E | 15 SHIPILOVA N | 17 MARENNIKOVA E | 19 DMITRIEVA E | 24 BLIZNOVA I | | |
| | | 0/1 | | 2/3 1/1 | | |
| | 1/1 | 2/2 | 2/2 | 0/2 | | |
| | | 2/2 2/2 | | 2/2 | | |

2-Missed 1-Missed 1-Blocked

| Team | Offence | Defence | Goalkeepers | | | | | | | | | | | | | | | | | | | | | | | | | | | | | | | | | |
|--|---------|---------|---------------|-----|--|------|-----|--|-----|--|--|--|-----|-----|-----|-----|--|-----|-----|-----|------|--|--|--|--|-----|-----|-----|-----|-----|-----|--|-----|-----|-----|-----|
| Goals / Shots | | | Saves / Shots | | | | | | | | | | | | | | | | | | | | | | | | | | | | | | | | | |
| <table border="1"> <tr><td>3/4</td><td>1/3</td><td>4/4</td></tr> <tr><td>1/4</td><td></td><td>9/11</td></tr> <tr><td>5/6</td><td></td><td>6/6</td></tr> </table> <p>3-Missed 1-Blocked</p> | 3/4 | 1/3 | 4/4 | 1/4 | | 9/11 | 5/6 | | 6/6 | | | <table border="1"> <tr><td>1/5</td><td>2/3</td><td>1/5</td></tr> <tr><td>4/4</td><td></td><td>3/5</td></tr> <tr><td>2/7</td><td>2/6</td><td>1/10</td></tr> </table> <p>1 SUSLINA I</p> <table border="1"> <tr><td></td><td></td><td></td></tr> <tr><td></td><td>0/1</td><td>0/3</td></tr> </table> <p>16 SIDOROVA M</p> <table border="1"> <tr><td>1/5</td><td>2/3</td><td>1/5</td></tr> <tr><td>4/4</td><td></td><td>3/5</td></tr> <tr><td>2/7</td><td>2/5</td><td>1/7</td></tr> </table> | 1/5 | 2/3 | 1/5 | 4/4 | | 3/5 | 2/7 | 2/6 | 1/10 | | | | | 0/1 | 0/3 | 1/5 | 2/3 | 1/5 | 4/4 | | 3/5 | 2/7 | 2/5 | 1/7 |
| 3/4 | 1/3 | 4/4 | | | | | | | | | | | | | | | | | | | | | | | | | | | | | | | | | | |
| 1/4 | | 9/11 | | | | | | | | | | | | | | | | | | | | | | | | | | | | | | | | | | |
| 5/6 | | 6/6 | | | | | | | | | | | | | | | | | | | | | | | | | | | | | | | | | | |
| 1/5 | 2/3 | 1/5 | | | | | | | | | | | | | | | | | | | | | | | | | | | | | | | | | | |
| 4/4 | | 3/5 | | | | | | | | | | | | | | | | | | | | | | | | | | | | | | | | | | |
| 2/7 | 2/6 | 1/10 | | | | | | | | | | | | | | | | | | | | | | | | | | | | | | | | | | |
| | | | | | | | | | | | | | | | | | | | | | | | | | | | | | | | | | | | | |
| | 0/1 | 0/3 | | | | | | | | | | | | | | | | | | | | | | | | | | | | | | | | | | |
| 1/5 | 2/3 | 1/5 | | | | | | | | | | | | | | | | | | | | | | | | | | | | | | | | | | |
| 4/4 | | 3/5 | | | | | | | | | | | | | | | | | | | | | | | | | | | | | | | | | | |
| 2/7 | 2/5 | 1/7 | | | | | | | | | | | | | | | | | | | | | | | | | | | | | | | | | | |



MATCH TEAM STATISTICS

参赛队技术统计 / STATISTIQUES DU MATCH PAR ÉQUIPE

RUS 29 - 29 KOR

(16 - 13) (13 - 16)

Referees: (5) GJEDING M / (6) HANSEN M (DEN)

KOR - Korea

| No. | Name | Shots | | | | | | | | Offence | | Defence | | Penalties | | | | TP |
|---------------|---------------|-------|-----|-----|------|------|------|------|-----|---------|----|---------|----|-----------|------|----|----|-------|
| | | G/S | % | 6m | Wing | 9m | 7m | FB | BT | AS | TF | ST | BS | YC | 2Min | RC | EX | |
| 1 | OH Yongran | | | | | | | | | | | | | | | | | 36:14 |
| 3 | KIM Ona | 7/8 | 88 | | | 0/1 | 6/6 | | 1/1 | | 1 | | | | | | | 16:58 |
| 4 | HUH Soonyoung | 2/2 | 100 | 2/2 | | | | | | 2 | 1 | | 1 | | 2 | | | 52:30 |
| 6 | SONG Hairim | | | | | | | | | | | | | | | | | |
| 7 | KIM Namsun | | | | | | | | | | | | | | | | | |
| 9 | KIM Chayoun | 2/2 | 100 | | | | | 2/2 | | 1 | | 1 | | | | | | 15:46 |
| 10 | OH Seongok | 1/4 | 25 | 1/1 | | 0/2 | | 0/1 | | 1 | 2 | 1 | | | | | | 37:25 |
| 11 | HONG Jeongho | 5/6 | 83 | | | 2/2 | 3/4 | | | | 3 | | | 1 | | | | 29:12 |
| 13 | PARK Chunghee | 5/8 | 63 | | 1/2 | | | 4/6 | | 2 | | 1 | | | | | | 60:00 |
| 16 | LEE Minhee | | | | | | | | | | 1 | | | | | | | 23:46 |
| 17 | AN Junghwa | 4/5 | 80 | | 1/2 | | | 1/1 | 2/2 | 1 | 4 | | | | | | | 60:00 |
| 18 | BAE Minhee | | | | | | | | | | | | | | | | | |
| 19 | CHOI Imjeong | 0/5 | 0 | | 0/1 | 0/3 | 0/1 | | | 2 | 4 | | | 1 | | | | 33:03 |
| 20 | MOON Pilhee | 3/8 | 38 | 0/1 | 1/1 | 2/6 | | | | 3 | 5 | 2 | | | | | | 55:06 |
| | Bench/Team | | | | | | | | | | | | | | | | | |
| Totals | | 29/48 | 60 | 3/4 | 3/6 | 4/14 | 9/11 | 7/10 | 3/3 | 12 | 21 | 5 | 1 | 2 | 2 | 0 | 0 | |

| No. | Name | Total Shots | | 6m Shots | | Wing Shots | | 9m Shots | | 7m Shots | | Fast Breaks | | Breakthroughs | |
|---------------|------------|-------------|----|----------|----|------------|----|----------|----|----------|----|-------------|---|---------------|----|
| | | S/S | % | S/S | % | S/S | % | S/S | % | S/S | % | S/S | % | S/S | % |
| 1 | OH Yongran | 5/23 | 22 | 1/5 | 20 | 0/1 | 0 | 3/4 | 75 | 1/3 | 33 | 0/4 | 0 | 0/6 | 0 |
| 16 | LEE Minhee | 4/15 | 27 | | | 2/6 | 33 | | | 0/1 | 0 | 0/3 | 0 | 2/5 | 40 |
| Totals | | 9/38 | 24 | 1/5 | 20 | 2/7 | 29 | 3/4 | 75 | 1/4 | 25 | 0/7 | 0 | 2/11 | 18 |

| Team Shots | Goals | Saves | Missed | Post | Blocked | Total | % |
|---------------|-------|-------|--------|------|---------|-------|-----|
| 6m Shots | 3 | 1 | 0 | 0 | 0 | 4 | 75 |
| Wing Shots | 3 | 3 | 0 | 0 | 0 | 6 | 50 |
| 9m Shots | 4 | 8 | 0 | 1 | 1 | 14 | 29 |
| 7m Shots | 9 | 1 | 1 | 0 | n/a | 11 | 82 |
| Fast Breaks | 7 | 3 | 0 | 0 | 0 | 10 | 70 |
| Breakthroughs | 3 | 0 | 0 | 0 | 0 | 3 | 100 |
| Totals | 29 | 16 | 1 | 1 | 1 | 48 | 60 |

Number of Attacks: 66, Scoring Efficiency: 44%



OSC GYMNASIUM
 奥体中心体育馆
 GYMNASE DU CSO

SAT 星期六 SAM
 9 AUG 2008
 15:45

HANDBALL
 手球 / HANDBALL

WOMEN
 女子项目 / FEMMES

PRELIMINARY GROUP B - MATCH 4
 预赛B组 - 第4场 / PRÉLIMINAIRE GROUPE B - MATCH 4



MATCH TEAM STATISTICS
 参赛队技术统计 / STATISTIQUES DU MATCH PAR ÉQUIPE

RUS 29 - 29 KOR
 (16 - 13) (13 - 16)

Referees: (5) GJEDING M / (6) HANSEN M (DEN)

KOR - Korea

Shots Distribution

Players
Goals / Shots

| | | | | | | | | | | | | | | | | | | | | |
|---------|-----|-----|---------|-----|--|----------|--|--|---------|--|--|---------|--|-----|---------|--|--|-----------|--|-----|
| 3 KIM O | | | 4 HUH S | | | 6 SONG H | | | 7 KIM N | | | 9 KIM C | | | 10 OH S | | | 11 HONG J | | |
| | | 1/1 | | | | | | | | | | | | 1/1 | 1/2 | | | | | 1/1 |
| | | 1/1 | | | | | | | | | | | | 1/1 | 0/1 | | | 0/1 | | |
| 1/2 | 1/1 | 3/3 | 1/1 | 1/1 | | | | | | | | | | 1/1 | | | | 1/1 | | 3/3 |

1-Blocked

| | | | | | | | | | | | | | | |
|-----------|-----|-----|---------|--|-----|----------|--|--|-----------|-----|-----|-----------|-----|-----|
| 13 PARK C | | | 17 AN J | | | 18 BAE M | | | 19 CHOI I | | | 20 MOON P | | |
| 1/1 | 0/1 | | 1/1 | | 1/2 | | | | | | | 1/1 | 1/2 | |
| 0/1 | | 1/2 | | | | | | | | | 0/1 | 0/1 | | 0/1 |
| | 1/1 | 2/2 | 2/2 | | | | | | 0/1 | 0/1 | | | 1/2 | 0/1 |

1-Missed 1-Post

| Team | Offence | Defence | Goalkeepers | | | | | | | | | | | | | | | | | | | | | | | | | | | | | | | | | | | | |
|--|---------|---------|---------------|-----|--|-----|-----|-----|------|--|--|---|-----|-----|-----|-----|--|------|-----|--|-----|-----|-----|-----|-----|--|-----|-----|--|-----|--|-----|-----|-----|--|-----|-----|--|-----|
| Goals / Shots | | | Saves / Shots | | | | | | | | | | | | | | | | | | | | | | | | | | | | | | | | | | | | |
| <table border="1"> <tr><td>4/5</td><td>1/3</td><td>4/5</td></tr> <tr><td>0/4</td><td></td><td>2/5</td></tr> <tr><td>5/7</td><td>4/6</td><td>9/10</td></tr> </table> <p>1-Missed 1-Post 1-Blocked</p> | 4/5 | 1/3 | 4/5 | 0/4 | | 2/5 | 5/7 | 4/6 | 9/10 | | | <table border="1"> <tr><td>1/4</td><td>2/3</td><td>0/4</td></tr> <tr><td>3/4</td><td></td><td>2/11</td></tr> <tr><td>1/6</td><td></td><td>0/6</td></tr> </table> <p>1 OH Y</p> <table border="1"> <tr><td>1/4</td><td>0/1</td><td>0/3</td></tr> <tr><td>2/3</td><td></td><td>1/4</td></tr> <tr><td>1/5</td><td></td><td>0/3</td></tr> </table> <p>16 LEE M</p> <table border="1"> <tr><td></td><td>2/2</td><td>0/1</td></tr> <tr><td>1/1</td><td></td><td>1/7</td></tr> <tr><td>0/1</td><td></td><td>0/3</td></tr> </table> | 1/4 | 2/3 | 0/4 | 3/4 | | 2/11 | 1/6 | | 0/6 | 1/4 | 0/1 | 0/3 | 2/3 | | 1/4 | 1/5 | | 0/3 | | 2/2 | 0/1 | 1/1 | | 1/7 | 0/1 | | 0/3 |
| 4/5 | 1/3 | 4/5 | | | | | | | | | | | | | | | | | | | | | | | | | | | | | | | | | | | | | |
| 0/4 | | 2/5 | | | | | | | | | | | | | | | | | | | | | | | | | | | | | | | | | | | | | |
| 5/7 | 4/6 | 9/10 | | | | | | | | | | | | | | | | | | | | | | | | | | | | | | | | | | | | | |
| 1/4 | 2/3 | 0/4 | | | | | | | | | | | | | | | | | | | | | | | | | | | | | | | | | | | | | |
| 3/4 | | 2/11 | | | | | | | | | | | | | | | | | | | | | | | | | | | | | | | | | | | | | |
| 1/6 | | 0/6 | | | | | | | | | | | | | | | | | | | | | | | | | | | | | | | | | | | | | |
| 1/4 | 0/1 | 0/3 | | | | | | | | | | | | | | | | | | | | | | | | | | | | | | | | | | | | | |
| 2/3 | | 1/4 | | | | | | | | | | | | | | | | | | | | | | | | | | | | | | | | | | | | | |
| 1/5 | | 0/3 | | | | | | | | | | | | | | | | | | | | | | | | | | | | | | | | | | | | | |
| | 2/2 | 0/1 | | | | | | | | | | | | | | | | | | | | | | | | | | | | | | | | | | | | | |
| 1/1 | | 1/7 | | | | | | | | | | | | | | | | | | | | | | | | | | | | | | | | | | | | | |
| 0/1 | | 0/3 | | | | | | | | | | | | | | | | | | | | | | | | | | | | | | | | | | | | | |

Legend:

| | | | | |
|---------------------|---------------------------|------------------|------------------|------------------|
| % Efficiency | 2Min 2 Minute Suspensions | 6m 6-metre Shots | 7m 7-metre Shots | 9m 9-metre Shots |
| AS Assists | BS Blocked Shots | BT Breakthroughs | EX Exclusions | FB Fast Breaks |
| G/S Goals/Shots | n/a not applicable | RC Red Cards | S/S Saves/Shots | ST Steals |
| TF Technical Faults | TP Time Played | Wing Wing Shots | YC Yellow Cards | |



RESULTS
比赛成绩 / RÉSULTATS
GER 24 - 22 BRA
(11 - 12) (13 - 10)

Referees: (9) BRETO V / (10) HUELIN J (ESP)

RUNNING SCORE
GER - BRA

GER - Germany

| Players | | Shots | | | | | | | | Penalties | | | |
|---------|--------------------|-------|----|-----|------|------|-----|------|-----|-----------|------|----|----|
| No. | Name | G/S | % | 6m | Wing | 9m | 7m | FB | BT | YC | 2Min | RC | EX |
| 1 | ENGLERT Sabine | | | | | | | | | | | | |
| 2 | HARDTER Nadine | 2/4 | 50 | | 2/2 | | | 0/1 | 0/1 | | | | |
| 4 | JURACK Grit | 4/11 | 36 | | 0/1 | 3/8 | 1/1 | 0/1 | | 1 | | | |
| 7 | WORZ Nina Christin | 0/1 | 0 | | | | | 0/1 | | | | | |
| 8 | MULLER Anne | | | | | | | | | | | | |
| 9 | STEINBACH Laura | | | | | | | | | | | | |
| 10 | LOERPER Anna | 3/4 | 75 | | | | 1/1 | 2/2 | 0/1 | | | | |
| 11 | HERING Mandy | 3/5 | 60 | 1/1 | 1/2 | | | 0/1 | 1/1 | | | | |
| 13 | KRAUSE Nadine | 6/14 | 43 | 1/2 | 0/2 | 1/3 | 0/1 | 3/5 | 1/1 | | | | |
| 15 | NEUKAMP Sabrina | | | | | | | | | | | | |
| 16 | WOLTERING Clara | | | | | | | | | | | | |
| 18 | BAUMBACH Maren | 1/8 | 13 | | 0/1 | 0/3 | | 0/3 | 1/1 | | | | |
| 19 | MELBECK Stefanie | 4/10 | 40 | | 1/2 | 0/2 | | 2/5 | 1/1 | | | | |
| 20 | ALTHAUS Anja | 1/2 | 50 | 1/1 | | | | 0/1 | | 1 | 2 | | |
| | Bench/Team | | | | | | | | | 1 | | | |
| | Totals | 24/59 | 41 | 3/4 | 4/10 | 4/16 | 2/3 | 7/20 | 4/6 | 3 | 2 | 0 | 0 |

| Goalkeepers | | Saves | | | | | | | |
|-------------|-----------------|-------|----|-----|------|------|-----|-----|-----|
| No. | Name | S/S | % | 6m | Wing | 9m | 7m | FB | BT |
| 1 | ENGLERT Sabine | 7/19 | 37 | 1/3 | 2/3 | 2/8 | 1/2 | 0/1 | 1/2 |
| 16 | WOLTERING Clara | 11/21 | 52 | 1/1 | 3/6 | 5/8 | | 1/4 | 1/2 |
| | Totals | 18/40 | 45 | 2/4 | 5/9 | 7/16 | 1/2 | 1/5 | 2/4 |

BRA - Brazil

| Players | | Shots | | | | | | | | Penalties | | | |
|---------|----------------------|-------|-----|-----|------|------|-----|-----|-----|-----------|------|----|----|
| No. | Name | G/S | % | 6m | Wing | 9m | 7m | FB | BT | YC | 2Min | RC | EX |
| 1 | MASSON Chana | | | | | | | | | | | | |
| 2 | DINIZ Fabiana | 3/3 | 100 | 1/1 | | 1/1 | | 1/1 | | 1 | | | |
| 3 | NASCIMENTO Alexandra | 4/8 | 50 | | 3/7 | | | 1/1 | | 1 | | | |
| 5 | PIEADA Daniela | 1/1 | 100 | | | | | 1/1 | | | | | |
| 6 | AMORIM Eduarda | 3/6 | 50 | 0/1 | | 1/3 | | | 2/2 | | | | |
| 7 | OLIVEIRA Alessandra | 1/1 | 100 | 1/1 | | | | | | | 1 | | |
| 9 | RODRIGUES Ana | 1/5 | 20 | | | 1/4 | | | 0/1 | | | | |
| 10 | ROSAS Aline | 1/1 | 100 | | 1/1 | | | | | | | | |
| 11 | JACQUES Viviane | 0/2 | 0 | | | 0/1 | | 0/1 | | | | | |
| 13 | SILVA Lucila | 0/1 | 0 | | | | | | 0/1 | | | | |
| 17 | MESQUITA Idalina | 1/3 | 33 | | 0/2 | | | 1/1 | | | | | |
| 18 | CAVALEIRO Deonise | 1/4 | 25 | 0/1 | | 1/3 | | | | | | 1 | |
| 19 | SANTOS Aline | 6/10 | 60 | | | 5/8 | 1/2 | | | 1 | | | |
| 23 | de PAULA Darly | | | | | | | | | | | | |
| | Bench/Team | | | | | | | | | | | | |
| | Totals | 22/45 | 49 | 2/4 | 4/10 | 9/20 | 1/2 | 4/5 | 2/4 | 3 | 2 | 0 | 0 |

| Goalkeepers | | Saves | | | | | | | |
|-------------|----------------|-------|----|-----|------|------|-----|------|-----|
| No. | Name | S/S | % | 6m | Wing | 9m | 7m | FB | BT |
| 1 | MASSON Chana | 13/32 | 41 | 0/1 | 1/5 | 6/9 | 0/1 | 5/12 | 1/4 |
| 23 | de PAULA Darly | 5/10 | 50 | 0/2 | 1/1 | 0/1 | 0/1 | 3/3 | 1/2 |
| | Totals | 18/42 | 43 | 0/3 | 2/6 | 6/10 | 0/2 | 8/15 | 2/6 |

| 1st Half | |
|------------|------------------------|
| | 0 (1') 1 SANTOS A |
| KRAUSE N | 1 (2') 1 |
| MELBECK S | 2 (3') 1 |
| | 2 (4') 2 SANTOS A |
| HARDTER N | 3 (4') 2 |
| | 3 (5') 3 CAVALEIRO D |
| | 3 (7') 4 OLIVEIRA A |
| JURACK G | 4 (8') 4 |
| | 4 (10') 5 SANTOS A |
| | 4 (11') 6 SANTOS A |
| JURACK G | 5 (14') 6 |
| | 5 (15') 7 RODRIGUES A |
| KRAUSE N | 6 (15') 7 |
| MELBECK S | 7 (16') 7 |
| HARDTER N | 8 (18') 7 |
| BAUMBACH M | 9 (21') 7 |
| | 9 (22') 8 AMORIM E |
| | 9 (23') 9 NASCIMENTO A |
| KRAUSE N | 10 (23') 9 |
| | 10 (24') 10 DINIZ F |
| | 10 (25') 11 ROSAS A |
| KRAUSE N | 11 (26') 11 |
| | 11 (30') 12 DINIZ F |

| 2nd Half | |
|-----------|--------------------------|
| MELBECK S | 12 (33') 12 |
| KRAUSE N | 13 (35') 12 |
| LOERPER A | 14 (35') 12 |
| JURACK G | 15 (36') 12 |
| LOERPER A | 16 (38') 12 |
| HERING M | 17 (40') 12 |
| LOERPER A | 18 (42') 12 |
| MELBECK S | 19 (42') 12 |
| HERING M | 20 (44') 12 |
| | 20 (45') 13 SANTOS A |
| | 20 (47') 14 PIEADA D |
| JURACK G | 21 (48') 14 |
| | 21 (48') 15 NASCIMENTO A |
| ALTHAUS A | 22 (49') 15 |
| | 22 (51') 16 NASCIMENTO A |
| | 22 (52') 17 SANTOS A |
| HERING M | 23 (54') 17 |
| | 23 (55') 18 MESQUITA I |
| | 23 (56') 19 DINIZ F |
| | 23 (58') 20 NASCIMENTO A |
| KRAUSE N | 24 (58') 20 |
| | 24 (59') 21 AMORIM E |
| | 24 (59') 22 AMORIM E |

| | | | | |
|-------------------------|----------------------------------|-------------------------|-------------------------|-------------------------|
| Legend: | 2Min 2 Minute Suspensions | 6m 6-metre Shots | 7m 7-metre Shots | 9m 9-metre Shots |
| % Efficiency | EX Exclusions | FB Fast Breaks | G/S Goals/Shots | RC Red Cards |
| BT Breakthroughs | Wing Wing Shots | YC Yellow Cards | | |
| S/S Saves/Shots | | | | |



MATCH TEAM STATISTICS

参赛队技术统计 / STATISTIQUES DU MATCH PAR ÉQUIPE

GER 24 - 22 BRA

(11 - 12) (13 - 10)

Referees: (9) BRETO V / (10) HUELIN J (ESP)

GER - Germany

| No. | Name | Shots | | | | | | | | Offence | | Defence | | Penalties | | | TP | |
|---------------|--------------------|-------|----|-----|------|------|-----|------|-----|---------|----|---------|----|-----------|------|----|----|-------|
| | | G/S | % | 6m | Wing | 9m | 7m | FB | BT | AS | TF | ST | BS | YC | 2Min | RC | | EX |
| 1 | ENGLERT Sabine | | | | | | | | | | | | | | | | | 30:00 |
| 2 | HARDTER Nadine | 2/4 | 50 | | 2/2 | | | 0/1 | 0/1 | | 1 | | | | | | | 32:15 |
| 4 | JURACK Grit | 4/11 | 36 | | 0/1 | 3/8 | 1/1 | 0/1 | | 4 | 3 | 2 | | 1 | | | | 47:09 |
| 7 | WORZ Nina Christin | 0/1 | 0 | | | | | 0/1 | | | | 3 | | | | | | 18:15 |
| 8 | MULLER Anne | | | | | | | | | | | | | | | | | |
| 9 | STEINBACH Laura | | | | | | | | | | | | | | | | | |
| 10 | LOERPER Anna | 3/4 | 75 | | | | 1/1 | 2/2 | 0/1 | 2 | 1 | 1 | | | | | | 22:25 |
| 11 | HERING Mandy | 3/5 | 60 | 1/1 | 1/2 | | | 0/1 | 1/1 | | 1 | 1 | | | | | | 27:45 |
| 13 | KRAUSE Nadine | 6/14 | 43 | 1/2 | 0/2 | 1/3 | 0/1 | 3/5 | 1/1 | 2 | 2 | 2 | 2 | | | | | 56:51 |
| 15 | NEUKAMP Sabrina | | | | | | | | | | | | | | | | | |
| 16 | WOLTERING Clara | | | | | | | | | | | | | | | | | 30:00 |
| 18 | BAUMBACH Maren | 1/8 | 13 | | 0/1 | 0/3 | | 0/3 | 1/1 | 2 | 1 | | | | | | | 40:44 |
| 19 | MELBECK Stefanie | 4/10 | 40 | | 1/2 | 0/2 | | 2/5 | 1/1 | | | | | | | | | 60:00 |
| 20 | ALTHAUS Anja | 1/2 | 50 | 1/1 | | | | 0/1 | | 2 | 2 | 1 | | 1 | 2 | | | 54:36 |
| | Bench/Team | | | | | | | | | | | | | 1 | | | | |
| Totals | | 24/59 | 41 | 3/4 | 4/10 | 4/16 | 2/3 | 7/20 | 4/6 | 12 | 11 | 10 | 2 | 3 | 2 | 0 | 0 | |

| No. | Name | Total Shots | | 6m Shots | | Wing Shots | | 9m Shots | | 7m Shots | | Fast Breaks | | Breakthroughs | |
|---------------|-----------------|-------------|----|----------|-----|------------|----|----------|----|----------|----|-------------|----|---------------|----|
| | | S/S | % | S/S | % | S/S | % | S/S | % | S/S | % | S/S | % | S/S | % |
| 1 | ENGLERT Sabine | 7/19 | 37 | 1/3 | 33 | 2/3 | 67 | 2/8 | 25 | 1/2 | 50 | 0/1 | 0 | 1/2 | 50 |
| 16 | WOLTERING Clara | 11/21 | 52 | 1/1 | 100 | 3/6 | 50 | 5/8 | 63 | | | 1/4 | 25 | 1/2 | 50 |
| Totals | | 18/40 | 45 | 2/4 | 50 | 5/9 | 56 | 7/16 | 44 | 1/2 | 50 | 1/5 | 20 | 2/4 | 50 |

| Team Shots | Goals | Saves | Missed | Post | Blocked | Total | % |
|---------------|-------|-------|--------|------|---------|-------|----|
| 6m Shots | 3 | 0 | 0 | 1 | 0 | 4 | 75 |
| Wing Shots | 4 | 2 | 2 | 2 | 0 | 10 | 40 |
| 9m Shots | 4 | 6 | 2 | 0 | 4 | 16 | 25 |
| 7m Shots | 2 | 0 | 0 | 1 | n/a | 3 | 67 |
| Fast Breaks | 7 | 8 | 4 | 1 | 0 | 20 | 35 |
| Breakthroughs | 4 | 2 | 0 | 0 | 0 | 6 | 67 |
| Totals | 24 | 18 | 8 | 5 | 4 | 59 | 41 |

Number of Attacks: 61, Scoring Efficiency: 39%



OSC GYMNASIUM
 奥体中心体育馆
 GYMNASE DU CSO

SAT 星期六 SAM
 9 AUG 2008
 20:45

HANDBALL
 手球 / HANDBALL

WOMEN
 女子项目 / FEMMES

PRELIMINARY GROUP B - MATCH 6
 预赛B组 - 第6场 / PRÉLIMINAIRE GROUPE B - MATCH 6



MATCH TEAM STATISTICS
 参赛队技术统计 / STATISTIQUES DU MATCH PAR ÉQUIPE

GER 24 - 22 BRA
 (11 - 12) (13 - 10)

Referees: (9) BRETO V / (10) HUELIN J (ESP)

GER - Germany

Shots Distribution

| Players | | | Goals / Shots | | | |
|---------------------------|--------------------|--------------------|-----------------|---------------|--------------|-------------|
| 2 HARDTER N | 4 JURACK G | 7 WORZ NC | 8 MULLER A | 9 STEINBACH L | 10 LOERPER A | 11 HERING M |
| 1/2 | 2/2 0/1 1/1 | | | | 1/1 | 1/1 |
| 0/1 | | 0/1 | | | 1/1 | 0/1 1/1 |
| 1/1 | 0/1 0/1 1/1 | | | | 0/1 1/1 | 1/1 |
| | 2-Missed 2-Blocked | | | | | 1-Post |
| 13 KRAUSE N | 15 NEUKAMP S | 18 BAUMBACH M | 19 MELBECK S | 20 ALTHAUS A | | |
| 1/1 1/2 | | 0/2 | 1/1 0/1 | | | |
| | | 1/1 | 1/1 | 0/1 | | |
| 2/3 2/2 | | 0/1 | 1/2 0/2 1/1 | 1/1 | | |
| 2-Missed 3-Post 1-Blocked | | 3-Missed 1-Blocked | 1-Missed 1-Post | | | |

| Team | Offence | Defence | Goalkeepers |
|---------------------------|----------------------|-------------------|----------------|
| Goals / Shots | | | Saves / Shots |
| 6/6 1/5 2/4 | 4/6 Breakthroughs | 2/4 Breakthroughs | 3/6 2/2 |
| 1/3 3/5 | 1/2 1/1 0/1 | 2/4 0/0 | 3/9 1/1 3/5 |
| 5/9 1/5 5/5 | 1/1 4/14 | 7/14 2/3 | 2/7 2/3 2/7 |
| 8-Missed 5-Post 4-Blocked | 2/3 7m 1/2 0/1 | 0/2 0/1 | 1 ENGLERT S |
| | 3/8 7/20 Fast Breaks | 4/5 Fast Breaks | 1/2 1/1 |
| | | | 2/5 2/3 |
| | | | 0/3 0/1 1/4 |
| | | | 16 WOLTERING C |
| | | | 2/4 1/1 |
| | | | 1/4 1/1 1/2 |
| | | | 2/4 2/2 1/3 |



MATCH TEAM STATISTICS

参赛队技术统计 / STATISTIQUES DU MATCH PAR ÉQUIPE

GER 24 - 22 BRA

(11 - 12) (13 - 10)

Referees: (9) BRETO V / (10) HUELIN J (ESP)

BRA - Brazil

| No. | Name | Shots | | | | | | | | Offence | | Defence | | Penalties | | | TP | |
|---------------|----------------------|-------|-----|-----|------|------|-----|-----|-----|---------|----|---------|----|-----------|------|----|----|-------|
| | | G/S | % | 6m | Wing | 9m | 7m | FB | BT | AS | TF | ST | BS | YC | 2Min | RC | | EX |
| 1 | MASSON Chana | | | | | | | | | | | 1 | | | | | | 43:27 |
| 2 | DINIZ Fabiana | 3/3 | 100 | 1/1 | | 1/1 | | 1/1 | | | 2 | | 1 | 1 | | | | 29:03 |
| 3 | NASCIMENTO Alexandra | 4/8 | 50 | | 3/7 | | | 1/1 | | | | 1 | 1 | | | | | 56:16 |
| 5 | PIEADADE Daniela | 1/1 | 100 | | | | | 1/1 | | | 1 | 1 | | | | | | 20:05 |
| 6 | AMORIM Eduarda | 3/6 | 50 | 0/1 | | 1/3 | | | 2/2 | | 3 | | | | | | | 11:15 |
| 7 | OLIVEIRA Alessandra | 1/1 | 100 | 1/1 | | | | | | 2 | 1 | 1 | | | 1 | | | 42:00 |
| 9 | RODRIGUES Ana | 1/5 | 20 | | | 1/4 | | | 0/1 | | 1 | | | | | | | 17:23 |
| 10 | ROSAS Aline | 1/1 | 100 | | 1/1 | | | | | | 4 | 2 | | | | | | 33:59 |
| 11 | JACQUES Viviane | 0/2 | 0 | | | 0/1 | | 0/1 | | 1 | | 1 | | | | | | 15:40 |
| 13 | SILVA Lucila | 0/1 | 0 | | | | | | 0/1 | | 3 | | | | | | | 19:17 |
| 17 | MESQUITA Idalina | 1/3 | 33 | | 0/2 | | | 1/1 | | | | | | | | | | 23:32 |
| 18 | CAVALEIRO Deonise | 1/4 | 25 | 0/1 | | 1/3 | | | | 4 | 2 | | | | 1 | | | 46:17 |
| 19 | SANTOS Aline | 6/10 | 60 | | | 5/8 | 1/2 | | | | 5 | | 2 | 1 | | | | 45:13 |
| 23 | de PAULA Darly | | | | | | | | | | | | | | | | | 16:33 |
| | Bench/Team | | | | | | | | | | | | | | | | | |
| Totals | | 22/45 | 49 | 2/4 | 4/10 | 9/20 | 1/2 | 4/5 | 2/4 | 7 | 23 | 5 | 4 | 3 | 2 | 0 | 0 | |

| No. | Name | Total Shots | | 6m Shots | | Wing Shots | | 9m Shots | | 7m Shots | | Fast Breaks | | Breakthroughs | |
|---------------|----------------|-------------|----|----------|---|------------|-----|----------|----|----------|---|-------------|-----|---------------|----|
| | | S/S | % | S/S | % | S/S | % | S/S | % | S/S | % | S/S | % | S/S | % |
| 1 | MASSON Chana | 13/32 | 41 | 0/1 | 0 | 1/5 | 20 | 6/9 | 67 | 0/1 | 0 | 5/12 | 42 | 1/4 | 25 |
| 23 | de PAULA Darly | 5/10 | 50 | 0/2 | 0 | 1/1 | 100 | 0/1 | 0 | 0/1 | 0 | 3/3 | 100 | 1/2 | 50 |
| Totals | | 18/42 | 43 | 0/3 | 0 | 2/6 | 33 | 6/10 | 60 | 0/2 | 0 | 8/15 | 53 | 2/6 | 33 |

| Team Shots | Goals | Saves | Missed | Post | Blocked | Total | % |
|---------------|-------|-------|--------|------|---------|-------|----|
| 6m Shots | 2 | 2 | 0 | 0 | 0 | 4 | 50 |
| Wing Shots | 4 | 5 | 0 | 1 | 0 | 10 | 40 |
| 9m Shots | 9 | 7 | 0 | 2 | 2 | 20 | 45 |
| 7m Shots | 1 | 1 | 0 | 0 | n/a | 2 | 50 |
| Fast Breaks | 4 | 1 | 0 | 0 | 0 | 5 | 80 |
| Breakthroughs | 2 | 2 | 0 | 0 | 0 | 4 | 50 |
| Totals | 22 | 18 | 0 | 3 | 2 | 45 | 49 |

Number of Attacks: 62, Scoring Efficiency: 35%



OSC GYMNASIUM
 奥体中心体育馆
 GYMNASE DU CSO

SAT 星期六 SAM
 9 AUG 2008
 20:45

HANDBALL
 手球 / HANDBALL

WOMEN
 女子项目 / FEMMES

PRELIMINARY GROUP B - MATCH 6
 预赛B组 - 第6场 / PRÉLIMINAIRE GROUPE B - MATCH 6



MATCH TEAM STATISTICS

参赛队技术统计 / STATISTIQUES DU MATCH PAR ÉQUIPE

GER 24 - 22 BRA

(11 - 12) (13 - 10)

Referees: (9) BRETO V / (10) HUELIN J (ESP)

BRA - Brazil

Shots Distribution

| Players | | | Goals / Shots | | | |
|--------------|----------------|---------------|----------------|--------------|---------------|------------|
| 2 DINIZ F | 3 NASCIMENTO A | 5 PIEDADE D | 6 AMORIM E | 7 OLIVEIRA A | 9 RODRIGUES A | 10 ROSAS A |
| 2/2 | 1/2 | | 0/1 0/1 | | 1/1 0/1 | |
| | 0/1 | 1/1 | 1/1 | | 1/1 0/1 | |
| 1/1 | 0/1 2/2 | | 1/1 1/1 0/1 | 1/1 | 0/1 0/1 0/1 | 1/1 |
| | 1-Post | | | | | |
| 11 JACQUES V | 13 SILVA L | 17 MESQUITA I | 18 CAVALEIRO D | 19 SANTOS A | | |
| | | 0/1 | 0/1 | | | |
| 0/1 | 0/1 | 1/1 0/1 | 1/1 | 1/2 1/2 | | |
| | | | | 2/3 2/2 | | |
| 1-Post | | | 2-Blocked | 1-Post | | |

| Team | Offence | Defence | Goalkeepers |
|---------------------------------------|--|--|---|
| Goals / Shots | | | Saves / Shots |
| 3/6 0/2 6/9 0/1 2/5 5/7 1/3 5/7 | <p>2/4 Breakthroughs</p> <p>3/7 0/1 0/2</p> <p>2/3 7/14</p> <p>1/2 7m 0/0 2/4</p> <p>1/3 4/5 Fast Breaks</p> | <p>4/6 Breakthroughs</p> <p>0/1 1/2</p> <p>4/14 1/1</p> <p>0/1 1/1</p> <p>7/20 Fast Breaks</p> | <p>0/6 4/5 2/4 2/3 2/5 4/9 4/5 0/5</p> <p>1 MASSON C</p> <p>0/4 3/4 2/4 2/3 2/4 2/5 2/3 0/5</p> <p>23 de PAULA D</p> <p>0/2 1/1 0/1 2/4 2/2</p> |

| Legend: | | | | | | | |
|---------|------------------|------|----------------------|------|---------------|-----|---------------|
| % | Efficiency | 2Min | 2 Minute Suspensions | 6m | 6-metre Shots | 7m | 7-metre Shots |
| AS | Assists | BS | Blocked Shots | BT | Breakthroughs | EX | Exclusions |
| G/S | Goals/Shots | n/a | not applicable | RC | Red Cards | S/S | Saves/Shots |
| TF | Technical Faults | TP | Time Played | Wing | Wing Shots | YC | Yellow Cards |
| | | | | | | 9m | 9-metre Shots |
| | | | | | | FB | Fast Breaks |
| | | | | | | ST | Steals |



RESULTS

比赛成绩 / RÉSULTATS

BRA 28 - 28 HUN

(12 - 17) (16 - 11)

Referees: (19) BAUM M / (20) GORALCZYK M (POL)

BRA - Brazil

| Players | | Shots | | | | | | | | Penalties | | | |
|---------|----------------------|-------|-----|-----|------|------|-----|------|-----|-----------|------|----|----|
| No. | Name | G/S | % | 6m | Wing | 9m | 7m | FB | BT | YC | 2Min | RC | EX |
| 1 | MASSON Chana | | | | | | | | | | | | |
| 2 | DINIZ Fabiana | 0/2 | 0 | 0/1 | | | | 0/1 | | 1 | 2 | | |
| 3 | NASCIMENTO Alexandra | 6/7 | 86 | | 2/3 | | 1/1 | 2/2 | 1/1 | | | | |
| 5 | PIEADADE Daniela | | | | | | | | | 1 | 1 | | |
| 6 | AMORIM Eduarda | 10/11 | 91 | 2/2 | | 5/6 | | 2/2 | 1/1 | | | | |
| 7 | OLIVEIRA Alessandra | 4/4 | 100 | 3/3 | | | | 1/1 | | | | | |
| 9 | RODRIGUES Ana | 0/1 | 0 | | | 0/1 | | | | | | | |
| 10 | ROSAS Aline | 2/4 | 50 | | 0/1 | | | 2/3 | | | 1 | | |
| 11 | JACQUES Viviane | 0/1 | 0 | | | 0/1 | | | | | | | |
| 13 | SILVA Lucila | 1/3 | 33 | 1/1 | | 0/1 | | | 0/1 | | | | |
| 17 | MESQUITA Idalina | 0/1 | 0 | | | | | 0/1 | | | 1 | | |
| 18 | CAVALEIRO Deonise | 1/6 | 17 | | 1/1 | 0/4 | | | 0/1 | | | | |
| 19 | SANTOS Aline | 4/10 | 40 | | | 2/7 | 1/1 | 1/2 | | 1 | 1 | | |
| 23 | de PAULA Darly | | | | | | | | | | | | |
| | Bench/Team | | | | | | | | | | | | |
| | Totals | 28/50 | 56 | 6/7 | 3/5 | 7/20 | 2/2 | 8/12 | 2/4 | 3 | 6 | 0 | 0 |

| Goalkeepers | | Saves | | | | | | | |
|-------------|----------------|-------|----|-----|------|------|-----|------|-----|
| No. | Name | S/S | % | 6m | Wing | 9m | 7m | FB | BT |
| 1 | MASSON Chana | 14/40 | 35 | 3/6 | 1/8 | 6/10 | 1/2 | 3/10 | 0/4 |
| 23 | de PAULA Darly | 0/2 | 0 | | | | 0/2 | | |
| | Totals | 14/42 | 33 | 3/6 | 1/8 | 6/10 | 1/4 | 3/10 | 0/4 |

HUN - Hungary

| Players | | Shots | | | | | | | | Penalties | | | |
|---------|---------------------|-------|-----|-----|------|------|-----|------|-----|-----------|------|----|----|
| No. | Name | G/S | % | 6m | Wing | 9m | 7m | FB | BT | YC | 2Min | RC | EX |
| 2 | FERLING Bernadett | 1/2 | 50 | 1/1 | | 0/1 | | | | | | | |
| 6 | VERTEN Orsolya | 2/4 | 50 | | 1/2 | | | 1/2 | | | | | |
| 10 | PIGNICZKI Krisztina | | | | | | | | | | | | |
| 12 | HERR Orsolya | | | | | | | | | | | | |
| 13 | GORBICZ Anita | 8/17 | 47 | | 1/1 | 2/7 | 3/6 | 1/2 | 1/1 | | | | |
| 16 | PALINGER Katalin | 0/1 | 0 | | | | | 0/1 | | | | | |
| 17 | TOTH Tímea | 1/5 | 20 | 1/1 | | 0/4 | | | | 1 | 3 | 1 | |
| 18 | SZAMORANSKY Piroska | 6/9 | 67 | 1/4 | | | | 4/4 | 1/1 | 1 | | | |
| 22 | BODI Bernadett | | | | | | | | | | | | |
| 23 | SZUCS Gabriella | 1/1 | 100 | | | | | 1/1 | | | | | |
| 26 | BORBAS Rita | | | | | | | | | | | | |
| 31 | HORNYAK Agnes | | | | | | | | | | | | |
| 83 | KOVACSICZ Monika | 6/7 | 86 | | 5/5 | | | 0/1 | 1/1 | | 1 | | |
| 87 | TOMORI Szusanna | 3/6 | 50 | 0/1 | | 2/4 | | | 1/1 | 1 | 2 | | |
| | Bench/Team | | | | | | | | | | | | |
| | Totals | 28/52 | 54 | 3/7 | 7/8 | 4/16 | 3/6 | 7/11 | 4/4 | 3 | 6 | 1 | 0 |

| Goalkeepers | | Saves | | | | | | | |
|-------------|------------------|-------|----|-----|------|------|-----|------|-----|
| No. | Name | S/S | % | 6m | Wing | 9m | 7m | FB | BT |
| 12 | HERR Orsolya | | | | | | | | |
| 16 | PALINGER Katalin | 13/41 | 32 | 1/7 | 2/5 | 6/13 | 0/2 | 3/11 | 1/3 |
| | Totals | 13/41 | 32 | 1/7 | 2/5 | 6/13 | 0/2 | 3/11 | 1/3 |

RUNNING SCORE

BRA - HUN

| 1st Half | |
|-------------|---------------|
| 0 (2') 1 | GORBICZ A |
| 0 (3') 2 | KOVACSICZ M |
| 0 (3') 3 | SZAMORANSKY P |
| 1 (4') 3 | CAVALEIRO D |
| 2 (4') 3 | SILVA L |
| 3 (5') 3 | NASCIMENTO A |
| 4 (6') 3 | NASCIMENTO A |
| 4 (7') 4 | KOVACSICZ M |
| 4 (8') 5 | KOVACSICZ M |
| 4 (9') 6 | GORBICZ A |
| 4 (11') 7 | GORBICZ A |
| 5 (12') 7 | OLIVEIRA A |
| 5 (14') 8 | SZAMORANSKY P |
| 6 (14') 8 | AMORIM E |
| 6 (15') 9 | SZAMORANSKY P |
| 7 (15') 9 | NASCIMENTO A |
| 7 (16') 10 | TOMORI Z |
| 7 (18') 11 | TOTH T |
| 7 (19') 12 | KOVACSICZ M |
| 8 (19') 12 | OLIVEIRA A |
| 8 (21') 13 | VERTEN O |
| 9 (22') 13 | SANTOS A |
| 9 (23') 14 | TOMORI Z |
| 10 (24') 14 | SANTOS A |
| 10 (25') 15 | GORBICZ A |
| 10 (27') 16 | GORBICZ A |
| 11 (27') 16 | AMORIM E |
| 11 (29') 17 | GORBICZ A |
| 12 (29') 17 | SANTOS A |

| 2nd Half | |
|-------------|---------------|
| 13 (31') 17 | AMORIM E |
| 14 (33') 17 | AMORIM E |
| 15 (34') 17 | AMORIM E |
| 16 (35') 17 | AMORIM E |
| 17 (36') 17 | OLIVEIRA A |
| 17 (37') 18 | GORBICZ A |
| 17 (40') 19 | SZAMORANSKY P |
| 18 (41') 19 | AMORIM E |
| 18 (42') 20 | SZAMORANSKY P |
| 19 (43') 20 | AMORIM E |
| 20 (44') 20 | SANTOS A |
| 20 (44') 21 | KOVACSICZ M |
| 20 (46') 22 | SZAMORANSKY P |
| 21 (46') 22 | OLIVEIRA A |
| 22 (47') 22 | ROSAS A |
| 22 (48') 23 | KOVACSICZ M |
| 23 (48') 23 | NASCIMENTO A |
| 23 (49') 24 | GORBICZ A |
| 24 (50') 24 | AMORIM E |
| 24 (50') 25 | VERTEN O |
| 25 (51') 25 | NASCIMENTO A |
| 26 (57') 25 | ROSAS A |
| 27 (58') 25 | NASCIMENTO A |
| 27 (59') 26 | FERLING B |
| 27 (59') 27 | SZUCS G |
| 28 (60') 27 | AMORIM E |
| 28 (60') 28 | TOMORI Z |

| | | | | | |
|-------------------------|------------------------|----------------------------------|-------------------------|-------------------------|-------------------------|
| Legend: | % Efficiency | 2Min 2 Minute Suspensions | 6m 6-metre Shots | 7m 7-metre Shots | 9m 9-metre Shots |
| BT Breakthroughs | EX Exclusions | FB Fast Breaks | G/S Goals/Shots | RC Red Cards | |
| S/S Saves/Shots | Wing Wing Shots | YC Yellow Cards | | | |



MATCH TEAM STATISTICS

参赛队技术统计 / STATISTIQUES DU MATCH PAR ÉQUIPE

BRA 28 - 28 HUN

(12 - 17) (16 - 11)

Referees: (19) BAUM M / (20) GORALCZYK M (POL)

BRA - Brazil

| No. | Name | Shots | | | | | | | | Offence | | Defence | | Penalties | | | TP | |
|---------------|----------------------|-------|-----|-----|------|------|-----|------|-----|---------|----|---------|----|-----------|------|----|----|-------|
| | | G/S | % | 6m | Wing | 9m | 7m | FB | BT | AS | TF | ST | BS | YC | 2Min | RC | | EX |
| 1 | MASSON Chana | | | | | | | | | 1 | 1 | | | | | | | 58:52 |
| 2 | DINIZ Fabiana | 0/2 | 0 | 0/1 | | | | 0/1 | | | 1 | | 1 | 1 | 2 | | | 31:00 |
| 3 | NASCIMENTO Alexandra | 6/7 | 86 | | 2/3 | | 1/1 | 2/2 | 1/1 | 2 | 1 | 3 | | | | | | 58:55 |
| 5 | PIEADADE Daniela | | | | | | | | | | | 1 | | 1 | 1 | | | 20:46 |
| 6 | AMORIM Eduarda | 10/11 | 91 | 2/2 | | 5/6 | | 2/2 | 1/1 | 3 | 2 | | | | | | | 22:26 |
| 7 | OLIVEIRA Alessandra | 4/4 | 100 | 3/3 | | | | 1/1 | | 1 | 1 | 1 | | | | | | 50:21 |
| 9 | RODRIGUES Ana | 0/1 | 0 | | | 0/1 | | | | 1 | 2 | | | | | | | 11:58 |
| 10 | ROSAS Aline | 2/4 | 50 | | 0/1 | | | 2/3 | | 1 | 1 | 1 | 1 | | 1 | | | 42:13 |
| 11 | JACQUES Viviane | 0/1 | 0 | | | 0/1 | | | | 1 | 1 | | | | | | | 10:30 |
| 13 | SILVA Lucila | 1/3 | 33 | 1/1 | | 0/1 | | | 0/1 | 1 | 1 | | | | | | | 12:03 |
| 17 | MESQUITA Idalina | 0/1 | 0 | | | | | 0/1 | | 1 | | 1 | | | 1 | | | 16:16 |
| 18 | CAVALEIRO Deonise | 1/6 | 17 | | 1/1 | 0/4 | | | 0/1 | 1 | 4 | | | | | | | 41:56 |
| 19 | SANTOS Aline | 4/10 | 40 | | | 2/7 | 1/1 | 1/2 | | 2 | | 1 | 1 | 1 | 1 | | | 41:36 |
| 23 | de PAULA Darly | | | | | | | | | | | | | | | | | 1:08 |
| | Bench/Team | | | | | | | | | | | | | | | | | |
| Totals | | 28/50 | 56 | 6/7 | 3/5 | 7/20 | 2/2 | 8/12 | 2/4 | 15 | 15 | 8 | 3 | 3 | 6 | 0 | 0 | |

| No. | Name | Total Shots | | 6m Shots | | Wing Shots | | 9m Shots | | 7m Shots | | Fast Breaks | | Breakthroughs | |
|---------------|----------------|-------------|----|----------|----|------------|----|----------|----|----------|----|-------------|----|---------------|---|
| | | S/S | % | S/S | % | S/S | % | S/S | % | S/S | % | S/S | % | S/S | % |
| 1 | MASSON Chana | 14/40 | 35 | 3/6 | 50 | 1/8 | 13 | 6/10 | 60 | 1/2 | 50 | 3/10 | 30 | 0/4 | 0 |
| 23 | de PAULA Darly | 0/2 | 0 | | | | | | | 0/2 | 0 | | | | |
| Totals | | 14/42 | 33 | 3/6 | 50 | 1/8 | 13 | 6/10 | 60 | 1/4 | 25 | 3/10 | 30 | 0/4 | 0 |

| Team Shots | Goals | Saves | Missed | Post | Blocked | Total | % |
|---------------|-------|-------|--------|------|---------|-------|-----|
| 6m Shots | 6 | 1 | 0 | 0 | 0 | 7 | 86 |
| Wing Shots | 3 | 2 | 0 | 0 | 0 | 5 | 60 |
| 9m Shots | 7 | 6 | 4 | 2 | 1 | 20 | 35 |
| 7m Shots | 2 | 0 | 0 | 0 | n/a | 2 | 100 |
| Fast Breaks | 8 | 3 | 0 | 1 | 0 | 12 | 67 |
| Breakthroughs | 2 | 1 | 1 | 0 | 0 | 4 | 50 |
| Totals | 28 | 13 | 5 | 3 | 1 | 50 | 56 |

Number of Attacks: 62, Scoring Efficiency: 45%



OSC GYMNASIUM
 奥体中心体育馆
 GYMNASE DU CSO

MON 星期一 LUN
 11 AUG 2008
 10:45

HANDBALL
 手球 / HANDBALL

WOMEN
 女子项目 / FEMMES

PRELIMINARY GROUP B - MATCH 8
 预赛B组 - 第8场 / PRÉLIMINAIRE GROUPE B - MATCH 8



MATCH TEAM STATISTICS
 参赛队技术统计 / STATISTIQUES DU MATCH PAR ÉQUIPE

BRA 28 - 28 HUN
 (12 - 17) (16 - 11)

Referees: (19) BAUM M / (20) GORALCZYK M (POL)

BRA - Brazil

Shots Distribution

| Players | | | Goals / Shots | | | |
|--------------|----------------|---------------|----------------|-----------------|---------------|------------|
| 2 DINIZ F | 3 NASCIMENTO A | 5 PIEDADE D | 6 AMORIM E | 7 OLIVEIRA A | 9 RODRIGUES A | 10 ROSAS A |
| 0/1 | 1/1 | | 1/1 | 1/1 | 0/1 | |
| 0/1 | 1/2 | | 2/2 | 1/1 | | 0/1 |
| 0/1 | 3/3 | | 2/2 | 1/1 | | 1/1 |
| | 1/1 | | | | | 0/1 |
| | | | | | | 1/1 |
| | | | | | | 1/1 |
| 11 JACQUES V | 13 SILVA L | 17 MESQUITA I | 18 CAVALEIRO D | 19 SANTOS A | | |
| | | | 0/1 | 1/1 | | |
| | | | 0/1 | 0/1 | | |
| | 1/2 | 0/1 | 1/1 | 3/4 | | |
| 1-Post | 1-Missed | | 2-Missed | 2-Missed 2-Post | 1-Blocked | |

| Team | Offence | Defence | Goalkeepers | | | | | | | | | | | | | | | | | | | | | | | | | | | | | | | | | |
|--|---------|---------|---------------|-----|-----|-----|-------|-----|-----|--|--|--|-----|-----|-----|-----|--|-----|-----|-----|------|-----|-----|-----|-----|--|-----|-----|-----|------|--|--|--|-----|--|-----|
| Goals / Shots | | | Saves / Shots | | | | | | | | | | | | | | | | | | | | | | | | | | | | | | | | | |
| <table border="1"> <tr><td>1/1</td><td>2/3</td><td>1/2</td></tr> <tr><td>3/5</td><td>0/1</td><td>4/9</td></tr> <tr><td>11/13</td><td>1/2</td><td>5/5</td></tr> </table> <p>5-Missed 3-Post 1-Blocked</p> | 1/1 | 2/3 | 1/2 | 3/5 | 0/1 | 4/9 | 11/13 | 1/2 | 5/5 | | | <table border="1"> <tr><td>2/4</td><td>2/4</td><td>1/3</td></tr> <tr><td>2/5</td><td></td><td>2/3</td></tr> <tr><td>1/8</td><td>3/4</td><td>1/11</td></tr> </table> <p>1 MASSON C</p> <table border="1"> <tr><td>2/4</td><td>2/4</td><td>1/3</td></tr> <tr><td>2/5</td><td></td><td>2/3</td></tr> <tr><td>1/7</td><td>3/4</td><td>1/10</td></tr> </table> <p>23 de PAULA D</p> <table border="1"> <tr><td></td><td></td><td></td></tr> <tr><td>0/1</td><td></td><td>0/1</td></tr> </table> | 2/4 | 2/4 | 1/3 | 2/5 | | 2/3 | 1/8 | 3/4 | 1/11 | 2/4 | 2/4 | 1/3 | 2/5 | | 2/3 | 1/7 | 3/4 | 1/10 | | | | 0/1 | | 0/1 |
| 1/1 | 2/3 | 1/2 | | | | | | | | | | | | | | | | | | | | | | | | | | | | | | | | | | |
| 3/5 | 0/1 | 4/9 | | | | | | | | | | | | | | | | | | | | | | | | | | | | | | | | | | |
| 11/13 | 1/2 | 5/5 | | | | | | | | | | | | | | | | | | | | | | | | | | | | | | | | | | |
| 2/4 | 2/4 | 1/3 | | | | | | | | | | | | | | | | | | | | | | | | | | | | | | | | | | |
| 2/5 | | 2/3 | | | | | | | | | | | | | | | | | | | | | | | | | | | | | | | | | | |
| 1/8 | 3/4 | 1/11 | | | | | | | | | | | | | | | | | | | | | | | | | | | | | | | | | | |
| 2/4 | 2/4 | 1/3 | | | | | | | | | | | | | | | | | | | | | | | | | | | | | | | | | | |
| 2/5 | | 2/3 | | | | | | | | | | | | | | | | | | | | | | | | | | | | | | | | | | |
| 1/7 | 3/4 | 1/10 | | | | | | | | | | | | | | | | | | | | | | | | | | | | | | | | | | |
| | | | | | | | | | | | | | | | | | | | | | | | | | | | | | | | | | | | | |
| 0/1 | | 0/1 | | | | | | | | | | | | | | | | | | | | | | | | | | | | | | | | | | |



MATCH TEAM STATISTICS

参赛队技术统计 / STATISTIQUES DU MATCH PAR ÉQUIPE

BRA 28 - 28 HUN

(12 - 17) (16 - 11)

Referees: (19) BAUM M / (20) GORALCZYK M (POL)

HUN - Hungary

| No. | Name | Shots | | | | | | | | Offence | | Defence | | Penalties | | | TP | |
|---------------|---------------------|-------|-----|-----|------|------|-----|------|-----|---------|----|---------|----|-----------|------|----|----|-------|
| | | G/S | % | 6m | Wing | 9m | 7m | FB | BT | AS | TF | ST | BS | YC | 2Min | RC | | EX |
| 2 | FERLING Bernadett | 1/2 | 50 | 1/1 | | 0/1 | | | | | | 1 | | | | | | 16:37 |
| 6 | VERTEN Orsolya | 2/4 | 50 | | 1/2 | | | 1/2 | | | 2 | | | | | | | 60:00 |
| 10 | PIGNICZKI Krisztina | | | | | | | | | | | | | | | | | 1:00 |
| 12 | HERR Orsolya | | | | | | | | | | | | | | | | | |
| 13 | GORBICZ Anita | 8/17 | 47 | | 1/1 | 2/7 | 3/6 | 1/2 | 1/1 | 5 | 3 | 2 | | | | | | 60:00 |
| 16 | PALINGER Katalin | 0/1 | 0 | | | | | 0/1 | | | | | | | | | | 59:45 |
| 17 | TOTH Timea | 1/5 | 20 | 1/1 | | 0/4 | | | | 1 | 3 | | | 1 | 3 | 1 | | 47:47 |
| 18 | SZAMORANSKY Piroska | 6/9 | 67 | 1/4 | | | | 4/4 | 1/1 | 2 | 1 | | | 1 | | | | 51:44 |
| 22 | BODI Bernadett | | | | | | | | | | | | | | | | | 1:50 |
| 23 | SZUCS Gabriella | 1/1 | 100 | | | | | 1/1 | | | | | | | | | | 7:09 |
| 26 | BORBAS Rita | | | | | | | | | | | | | | | | | |
| 31 | HORNYAK Agnes | | | | | | | | | 1 | 1 | | | | | | | 8:13 |
| 83 | KOVACSICZ Monika | 6/7 | 86 | | 5/5 | | | 0/1 | 1/1 | | | | | | | 1 | | 53:13 |
| 87 | TOMORI Zsuzsanna | 3/6 | 50 | 0/1 | | 2/4 | | | 1/1 | 5 | 4 | 1 | 1 | 1 | 2 | | | 52:42 |
| | Bench/Team | | | | | | | | | | | | | | | | | |
| Totals | | 28/52 | 54 | 3/7 | 7/8 | 4/16 | 3/6 | 7/11 | 4/4 | 14 | 15 | 3 | 1 | 3 | 6 | 1 | 0 | |

| No. | Name | Total Shots | | 6m Shots | | Wing Shots | | 9m Shots | | 7m Shots | | Fast Breaks | | Breakthroughs | |
|---------------|------------------|-------------|----|----------|----|------------|----|----------|----|----------|---|-------------|----|---------------|----|
| | | S/S | % | S/S | % | S/S | % | S/S | % | S/S | % | S/S | % | S/S | % |
| 12 | HERR Orsolya | | | | | | | | | | | | | | |
| 16 | PALINGER Katalin | 13/41 | 32 | 1/7 | 14 | 2/5 | 40 | 6/13 | 46 | 0/2 | 0 | 3/11 | 27 | 1/3 | 33 |
| Totals | | 13/41 | 32 | 1/7 | 14 | 2/5 | 40 | 6/13 | 46 | 0/2 | 0 | 3/11 | 27 | 1/3 | 33 |

| Team Shots | Goals | Saves | Missed | Post | Blocked | Total | % |
|---------------|-------|-------|--------|------|---------|-------|-----|
| 6m Shots | 3 | 3 | 0 | 1 | 0 | 7 | 43 |
| Wing Shots | 7 | 1 | 0 | 0 | 0 | 8 | 88 |
| 9m Shots | 4 | 6 | 2 | 2 | 2 | 16 | 25 |
| 7m Shots | 3 | 1 | 1 | 1 | n/a | 6 | 50 |
| Fast Breaks | 7 | 3 | 1 | 0 | 0 | 11 | 64 |
| Breakthroughs | 4 | 0 | 0 | 0 | 0 | 4 | 100 |
| Totals | 28 | 14 | 4 | 4 | 2 | 52 | 54 |

Number of Attacks: 62, Scoring Efficiency: 45%



OSC GYMNASIUM
 奥体中心体育馆
 GYMNASE DU CSO

MON 星期一 LUN
 11 AUG 2008
 10:45

HANDBALL
 手球 / HANDBALL

WOMEN
 女子项目 / FEMMES

PRELIMINARY GROUP B - MATCH 8
 预赛B组 - 第8场 / PRÉLIMINAIRE GROUPE B - MATCH 8



MATCH TEAM STATISTICS

参赛队技术统计 / STATISTIQUES DU MATCH PAR ÉQUIPE

BRA 28 - 28 HUN
 (12 - 17) (16 - 11)

Referees: (19) BAUM M / (20) GORALCZYK M (POL)

HUN - Hungary

Shots Distribution

| Players | | | Goals / Shots | | | |
|-------------|-------------|----------------|---|-------------|------------------|-----------|
| 2 FERLING B | 6 VERTEN O | 10 PIGNICZKI K | 13 GORBICZ A | 17 TOTH T | 18 SZAMORANSKY P | 22 BODI B |
| 0/1 | 0/1 | | 1/1 | 0/1 | 1/2 1/2 | |
| | 0/1 2/2 | | 3/3 0/2 | | | |
| | | | 2/3 0/1 2/3 | 1/1 | 1/1 1/1 2/2 | |
| | | | 2-Missed 1-Post 1-Blocked 1-Missed 2-Post | | 1-Post | |
| 23 SZUCS G | 26 BORBAS R | 31 HORNYAK A | 83 KOVACSICZ M | 87 TOMORI Z | | |
| | | | 1/1 1/1 | | 1/2 | |
| | | | | 0/1 | | |
| | | | 2/2 0/1 1/1 | 1/1 | 1/1 | |
| | | | | 1-Blocked | | |

| Team | Offence | Defence | Goalkeepers |
|---------------------------|-------------------|-------------------|---------------|
| Goals / Shots | | | Saves / Shots |
| 2/4 2/4 2/3 | 7/7 | 2/4 | 0/1 1/3 1/2 |
| 3/5 1/3 | 4/4 Breakthroughs | 2/4 Breakthroughs | 2/5 1/1 5/9 |
| 7/8 1/4 10/11 | 2/3 2/8 | 0/0 0/0 | 2/13 1/2 0/5 |
| 4-Missed 4-Post 2-Blocked | 1/4 1/5 | 7/16 5/6 | 12 HERR O |
| | 3/6 7m | 0/4 1/1 | |
| | 0/0 1/3 | 0/1 | |
| | 7/11 Fast Breaks | 8/12 Fast Breaks | 16 PALINGER K |
| | | | 0/1 1/3 1/2 |
| | | | 2/5 1/1 5/9 |
| | | | 2/13 1/2 0/5 |

| Legend: | | | | | | | |
|---------|------------------|------|----------------------|------|---------------|-----|---------------|
| % | Efficiency | 2Min | 2 Minute Suspensions | 6m | 6-metre Shots | 7m | 7-metre Shots |
| AS | Assists | BS | Blocked Shots | BT | Breakthroughs | EX | Exclusions |
| G/S | Goals/Shots | n/a | not applicable | RC | Red Cards | S/S | Saves/Shots |
| TF | Technical Faults | TP | Time Played | Wing | Wing Shots | YC | Yellow Cards |
| | | | | | | 9m | 9-metre Shots |
| | | | | | | FB | Fast Breaks |
| | | | | | | ST | Steals |



RESULTS

比赛成绩 / RÉSULTATS

KOR 30 - 20 GER

(12 - 9) (18 - 11)

Referees: (25) KRSTIC N / (26) LJUBIC P (SLO)

RUNNING SCORE

KOR - GER

KOR - Korea

| Players | | Shots | | | | | | | | Penalties | | | |
|---------|---------------|-------|-----|-----|------|------|-----|-------|-----|-----------|------|----|----|
| No. | Name | G/S | % | 6m | Wing | 9m | 7m | FB | BT | YC | 2Min | RC | EX |
| 1 | OH Yongran | | | | | | | | | | | | |
| 3 | KIM Ona | 1/8 | 13 | 0/2 | | 1/3 | 0/1 | | 0/2 | | | | |
| 4 | HUH Soonyoung | 5/5 | 100 | 1/1 | | | | 4/4 | | | 1 | | |
| 6 | SONG Hairim | | | | | | | | | | | | |
| 7 | KIM Namsun | 1/1 | 100 | | | | | 1/1 | | | | | |
| 9 | KIM Chayoun | 0/1 | 0 | | | | | 0/1 | | | | | |
| 10 | OH Seongok | 5/7 | 71 | | | 2/4 | | 2/2 | 1/1 | 1 | 1 | | |
| 11 | HONG Jeongho | 6/8 | 75 | | | 2/4 | 3/3 | 1/1 | | | | 1 | |
| 13 | PARK Chunghee | 5/9 | 56 | 0/1 | 1/2 | 0/1 | | 4/5 | | 1 | | | |
| 16 | LEE Minhee | | | | | | | | | | | | |
| 17 | AN Junghwa | 2/6 | 33 | | 2/6 | | | | | | | | |
| 18 | BAE Minhee | | | | | | | | | | | | |
| 19 | CHOI Imjeong | 1/4 | 25 | | | 1/4 | | | | | | | |
| 20 | MOON Pilhee | 4/8 | 50 | | | 2/4 | | 1/3 | 1/1 | | | | |
| | Bench/Team | | | | | | | | | | | | |
| | Totals | 30/57 | 53 | 1/4 | 3/8 | 8/20 | 3/4 | 13/17 | 2/4 | 3 | 6 | 0 | 0 |

| Goalkeepers | | Saves | | | | | | | |
|-------------|------------|-------|----|------|------|------|-----|-----|-----|
| No. | Name | S/S | % | 6m | Wing | 9m | 7m | FB | BT |
| 1 | OH Yongran | 0/4 | 0 | 0/2 | | 0/1 | | | 0/1 |
| 16 | LEE Minhee | 19/35 | 54 | 4/8 | 3/4 | 7/10 | 1/1 | 2/8 | 2/4 |
| | Totals | 19/39 | 49 | 4/10 | 3/4 | 7/11 | 1/1 | 2/8 | 2/5 |

GER - Germany

| Players | | Shots | | | | | | | | Penalties | | | |
|---------|--------------------|-------|-----|------|------|------|-----|------|-----|-----------|------|----|----|
| No. | Name | G/S | % | 6m | Wing | 9m | 7m | FB | BT | YC | 2Min | RC | EX |
| 1 | ENGLERT Sabine | | | | | | | | | | | | |
| 2 | HARDTER Nadine | | | | | | | | | | | | |
| 4 | JURACK Grit | 4/10 | 40 | 1/2 | | 2/6 | 0/1 | 1/1 | | 1 | 1 | | |
| 7 | WORZ Nina Christin | 2/4 | 50 | | | 1/2 | | 1/1 | 0/1 | 1 | 2 | | |
| 8 | MULLER Anne | 2/4 | 50 | 2/2 | | | | 0/1 | 0/1 | | | | |
| 9 | STEINBACH Laura | | | | | | | | | | | | |
| 10 | LOERPER Anna | 4/4 | 100 | | 1/1 | | | 2/2 | 1/1 | | | | |
| 11 | HERING Mandy | 3/7 | 43 | 1/1 | 0/3 | 0/1 | | 2/2 | | 1 | | | |
| 13 | KRAUSE Nadine | 2/7 | 29 | | | 1/4 | | 0/1 | 1/2 | | | | |
| 15 | NEUKAMP Sabrina | 0/3 | 0 | | 0/1 | 0/1 | | | 0/1 | | | | |
| 16 | WOLTERING Clara | | | | | | | | | | | | |
| 18 | BAUMBACH Maren | 1/2 | 50 | 0/1 | | | | | 1/1 | | | | |
| 19 | MELBECK Stefanie | 0/4 | 0 | 0/1 | 0/1 | 0/1 | | 0/1 | | | | | |
| 20 | ALTHAUS Anja | 2/6 | 33 | 2/5 | | | | 0/1 | | | | | |
| | Bench/Team | | | | | | | | | | | | |
| | Totals | 20/51 | 39 | 6/12 | 1/6 | 4/15 | 0/1 | 6/10 | 3/7 | 3 | 3 | 0 | 0 |

| Goalkeepers | | Saves | | | | | | | |
|-------------|-----------------|-------|----|-----|------|------|-----|------|-----|
| No. | Name | S/S | % | 6m | Wing | 9m | 7m | FB | BT |
| 1 | ENGLERT Sabine | 6/15 | 40 | 1/2 | 1/1 | 1/3 | 1/3 | 2/5 | 0/1 |
| 16 | WOLTERING Clara | 11/32 | 34 | 2/2 | 2/5 | 6/12 | 0/1 | 0/10 | 1/2 |
| | Totals | 17/47 | 36 | 3/4 | 3/6 | 7/15 | 1/4 | 2/15 | 1/3 |

1st Half

| | | | |
|--------|------------|------------|--|
| OH S | 1 (1') 0 | | |
| | 1 (1') 1 | JURACK G | |
| | 1 (3') 2 | KRAUSE N | |
| | 1 (3') 3 | ALTHAUS A | |
| HONG J | 2 (4') 3 | | |
| PARK C | 3 (5') 3 | | |
| | 3 (6') 4 | JURACK G | |
| | 3 (7') 5 | KRAUSE N | |
| OH S | 4 (8') 5 | | |
| HONG J | 5 (12') 5 | | |
| | 5 (13') 6 | ALTHAUS A | |
| MOON P | 6 (15') 6 | | |
| | 6 (16') 7 | LOERPER A | |
| AN J | 7 (17') 7 | | |
| OH S | 8 (18') 7 | | |
| | 8 (18') 8 | BAUMBACH M | |
| HONG J | 9 (24') 8 | | |
| HUH S | 10 (25') 8 | | |
| KIM O | 11 (27') 8 | | |
| | 11 (28') 9 | LOERPER A | |
| HONG J | 12 (28') 9 | | |

2nd Half

| | | | |
|--------|-------------|-----------|--|
| MOON P | 13 (31') 9 | | |
| | 13 (31') 10 | MULLER A | |
| PARK C | 14 (32') 10 | | |
| | 14 (33') 11 | HERING M | |
| HONG J | 15 (34') 11 | | |
| | 15 (37') 12 | HERING M | |
| AN J | 16 (38') 12 | | |
| | 16 (38') 13 | MULLER A | |
| OH S | 17 (39') 13 | | |
| | 17 (40') 14 | WORZ NC | |
| HONG J | 18 (40') 14 | | |
| PARK C | 19 (41') 14 | | |
| OH S | 20 (43') 14 | | |
| HUH S | 21 (43') 14 | | |
| HUH S | 22 (44') 14 | | |
| | 22 (44') 15 | JURACK G | |
| HUH S | 23 (45') 15 | | |
| PARK C | 24 (47') 15 | | |
| MOON P | 25 (48') 15 | | |
| MOON P | 26 (50') 15 | | |
| | 26 (50') 16 | JURACK G | |
| | 26 (51') 17 | LOERPER A | |
| | 26 (52') 18 | HERING M | |
| HUH S | 27 (53') 18 | | |
| KIM N | 28 (53') 18 | | |
| | 28 (55') 19 | LOERPER A | |
| PARK C | 29 (56') 19 | | |
| CHOI I | 30 (58') 19 | | |
| | 30 (60') 20 | WORZ NC | |

Legend:

| | | | | | | | | | |
|-----|---------------|------|----------------------|----|---------------|-----|---------------|----|---------------|
| % | Efficiency | 2Min | 2 Minute Suspensions | 6m | 6-metre Shots | 7m | 7-metre Shots | 9m | 9-metre Shots |
| BT | Breakthroughs | EX | Exclusions | FB | Fast Breaks | G/S | Goals/Shots | RC | Red Cards |
| S/S | Saves/Shots | Wing | Wing Shots | YC | Yellow Cards | | | | |



MATCH TEAM STATISTICS

参赛队技术统计 / STATISTIQUES DU MATCH PAR ÉQUIPE

KOR 30 - 20 GER

(12 - 9) (18 - 11)

Referees: (25) KRSTIC N / (26) LJUBIC P (SLO)

KOR - Korea

| No. | Name | Shots | | | | | | | | Offence | | Defence | | Penalties | | | | TP |
|---------------|---------------|-------|-----|-----|------|------|-----|-------|-----|---------|----|---------|----|-----------|------|----|----|-------|
| | | G/S | % | 6m | Wing | 9m | 7m | FB | BT | AS | TF | ST | BS | YC | 2Min | RC | EX | |
| 1 | OH Yongran | | | | | | | | | | | | | | | | | 5:19 |
| 3 | KIM Ona | 1/8 | 13 | 0/2 | | 1/3 | 0/1 | | 0/2 | 2 | | 1 | | | | | | 15:44 |
| 4 | HUH Soonyoung | 5/5 | 100 | 1/1 | | | | 4/4 | | | 3 | 1 | | | 1 | | | 58:45 |
| 6 | SONG Hairim | | | | | | | | | | | | | | | | | |
| 7 | KIM Namsun | 1/1 | 100 | | | | | 1/1 | | | | | | | | | | 8:06 |
| 9 | KIM Chayoun | 0/1 | 0 | | | | | 0/1 | | | 1 | | | 1 | 1 | | | 16:52 |
| 10 | OH Seongok | 5/7 | 71 | | | 2/4 | | 2/2 | 1/1 | 1 | 5 | 4 | | 1 | 2 | | | 51:18 |
| 11 | HONG Jeongho | 6/8 | 75 | | | 2/4 | 3/3 | 1/1 | | 4 | 1 | | | | 1 | | | 35:12 |
| 13 | PARK Chunghee | 5/9 | 56 | 0/1 | 1/2 | 0/1 | | 4/5 | | | 1 | 1 | | 1 | | | | 55:57 |
| 16 | LEE Minhee | | | | | | | | | | | | | | | | | 54:41 |
| 17 | AN Junghwa | 2/6 | 33 | | 2/6 | | | | | 1 | 1 | | | | | 1 | | 51:39 |
| 18 | BAE Minhee | | | | | | | | | | | | | | | | | |
| 19 | CHOI Imjeong | 1/4 | 25 | | | 1/4 | | | | 2 | 2 | | | | | | | 20:05 |
| 20 | MOON Pilhee | 4/8 | 50 | | | 2/4 | | 1/3 | 1/1 | 2 | 2 | 2 | 1 | | | | | 46:22 |
| | Bench/Team | | | | | | | | | | | | | | | | | |
| Totals | | 30/57 | 53 | 1/4 | 3/8 | 8/20 | 3/4 | 13/17 | 2/4 | 12 | 16 | 9 | 1 | 3 | 6 | 0 | 0 | |

| No. | Name | Total Shots | | 6m Shots | | Wing Shots | | 9m Shots | | 7m Shots | | Fast Breaks | | Breakthroughs | | |
|---------------|------------|-------------|----|----------|----|------------|----|----------|----|----------|-----|-------------|----|---------------|-----|---|
| | | S/S | % | S/S | % | S/S | % | S/S | % | S/S | % | S/S | % | S/S | % | |
| 1 | OH Yongran | 0/4 | 0 | 0/2 | 0 | | | 0/1 | 0 | | | | | | 0/1 | 0 |
| 16 | LEE Minhee | 19/35 | 54 | 4/8 | 50 | 3/4 | 75 | 7/10 | 70 | 1/1 | 100 | 2/8 | 25 | 2/4 | 50 | |
| Totals | | 19/39 | 49 | 4/10 | 40 | 3/4 | 75 | 7/11 | 64 | 1/1 | 100 | 2/8 | 25 | 2/5 | 40 | |

| Team Shots | Goals | Saves | Missed | Post | Blocked | Total | % |
|---------------|-------|-------|--------|------|---------|-------|----|
| 6m Shots | 1 | 3 | 0 | 0 | 0 | 4 | 25 |
| Wing Shots | 3 | 3 | 0 | 2 | 0 | 8 | 38 |
| 9m Shots | 8 | 7 | 1 | 1 | 3 | 20 | 40 |
| 7m Shots | 3 | 1 | 0 | 0 | n/a | 4 | 75 |
| Fast Breaks | 13 | 2 | 1 | 1 | 0 | 17 | 76 |
| Breakthroughs | 2 | 1 | 0 | 1 | 0 | 4 | 50 |
| Totals | 30 | 17 | 2 | 5 | 3 | 57 | 53 |

Number of Attacks: 69, Scoring Efficiency: 43%



OSC GYMNASIUM
 奥体中心体育馆
 GYMNASE DU CSO

MON 星期一 LUN
 11 AUG 2008
 15:45

HANDBALL
 手球 / HANDBALL

WOMEN
 女子项目 / FEMMES

PRELIMINARY GROUP B - MATCH 10
 预赛B组 - 第10场 / PRÉLIMINAIRE GROUPE B - MATCH 10



MATCH TEAM STATISTICS

参赛队技术统计 / STATISTIQUES DU MATCH PAR ÉQUIPE

KOR 30 - 20 GER
 (12 - 9) (18 - 11)

Referees: (25) KRSTIC N / (26) LJUBIC P (SLO)

KOR - Korea

Shots Distribution

Players
Goals / Shots

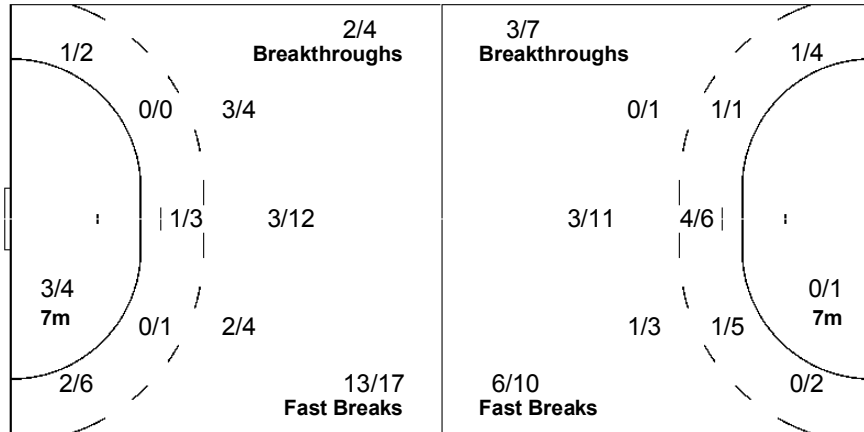
| | | | | | | | | | | | | | | | | | | | | |
|------------------|-----|-----|---------|-----|--|----------|--|--|---------|--|-----|---------|-----|--|-----------|-----|-----|-----------|-----|-----|
| 3 KIM O | | | 4 HUH S | | | 6 SONG H | | | 7 KIM N | | | 9 KIM C | | | 10 OH S | | | 11 HONG J | | |
| 0/1 | 0/3 | 1/1 | | 2/2 | | | | | | | | | 0/1 | | 1/1 | 1/1 | | 1/1 | 2/2 | |
| | | 0/1 | 2/2 | | | | | | | | 1/1 | | | | | | 0/1 | | | 0/1 |
| | | | | 1/1 | | | | | | | | | | | 2/2 | | 1/1 | 1/1 | 2/2 | |
| 1-Post 1-Blocked | | | | | | | | | | | | 1-Post | | | 1-Blocked | | | | | |

| | | | | | | | | | | | | | | |
|-----------|-----|-----|---------|-----|-----|----------|--|--|-----------|-----|-----|--------------------|-----|--|
| 13 PARK C | | | 17 AN J | | | 18 BAE M | | | 19 CHOI I | | | 20 MOON P | | |
| 1/1 | | | | 1/1 | | | | | | | | 1/1 | 0/1 | |
| | 0/1 | | | | | | | | 0/1 | 0/1 | | 1/1 | | |
| 2/2 | 1/2 | 1/2 | 0/1 | 0/1 | 1/1 | | | | | | 1/2 | 2/2 | | |
| 1-Post | | | 2-Post | | | | | | | | | 2-Missed 1-Blocked | | |

Team
Goals / Shots

| | | |
|-----|------|-----|
| 4/5 | 6/11 | 1/1 |
| 3/4 | 0/2 | 1/4 |
| 7/8 | 4/6 | 4/6 |

2-Missed 5-Post 3-Blocked



Goalkeepers
Saves / Shots

| | | |
|-----|-----|-----|
| 4/9 | 1/1 | 3/5 |
| 4/6 | 1/1 | 3/5 |
| 2/5 | 1/3 | 0/4 |

1 OH Y

| | | |
|-----|-----|-----|
| 0/1 | | |
| | | 0/1 |
| 0/1 | 0/1 | |

16 LEE M

| | | |
|-----|-----|-----|
| 4/8 | 1/1 | 3/5 |
| 4/6 | 1/1 | 3/4 |
| 2/4 | 1/2 | 0/4 |



MATCH TEAM STATISTICS

参赛队技术统计 / STATISTIQUES DU MATCH PAR ÉQUIPE

KOR 30 - 20 GER

(12 - 9) (18 - 11)

Referees: (25) KRSTIC N / (26) LJUBIC P (SLO)

GER - Germany

| No. | Name | Shots | | | | | | | | Offence | | Defence | | Penalties | | | | TP |
|---------------|--------------------|-------|-----|------|------|------|-----|------|-----|---------|----|---------|----|-----------|------|----|----|-------|
| | | G/S | % | 6m | Wing | 9m | 7m | FB | BT | AS | TF | ST | BS | YC | 2Min | RC | EX | |
| 1 | ENGLERT Sabine | | | | | | | | | | | | | | | | | 15:59 |
| 2 | HARDTER Nadine | | | | | | | | | | | | | | | | | |
| 4 | JURACK Grit | 4/10 | 40 | 1/2 | | 2/6 | 0/1 | 1/1 | | 3 | 6 | | 1 | 1 | 1 | | | 56:27 |
| 7 | WORZ Nina Christin | 2/4 | 50 | | | 1/2 | | 1/1 | 0/1 | 1 | 2 | 1 | 1 | 1 | 2 | | | 34:03 |
| 8 | MULLER Anne | 2/4 | 50 | 2/2 | | | | 0/1 | 0/1 | | 3 | 1 | | | | | | 27:04 |
| 9 | STEINBACH Laura | | | | | | | | | | | | | | | | | |
| 10 | LOERPER Anna | 4/4 | 100 | | 1/1 | | | 2/2 | 1/1 | | 3 | 1 | | | | | | 30:22 |
| 11 | HERING Mandy | 3/7 | 43 | 1/1 | 0/3 | 0/1 | | 2/2 | | 1 | | 1 | | 1 | | | | 49:40 |
| 13 | KRAUSE Nadine | 2/7 | 29 | | | 1/4 | | 0/1 | 1/2 | 1 | 4 | | | | | | | 44:53 |
| 15 | NEUKAMP Sabrina | 0/3 | 0 | | 0/1 | 0/1 | | | | | 1 | | | | | | | 7:25 |
| 16 | WOLTERING Clara | | | | | | | | | | | | | | | | | |
| 18 | BAUMBACH Maren | 1/2 | 50 | 0/1 | | | | | 1/1 | | 6 | 1 | | | | | | 33:20 |
| 19 | MELBECK Stefanie | 0/4 | 0 | 0/1 | 0/1 | 0/1 | | 0/1 | | | 1 | 1 | 1 | | | | | 52:35 |
| 20 | ALTHAUS Anja | 2/6 | 33 | 2/5 | | | | 0/1 | | | 1 | | | | | | | 24:11 |
| | Bench/Team | | | | | | | | | | | | | | | | | |
| Totals | | 20/51 | 39 | 6/12 | 1/6 | 4/15 | 0/1 | 6/10 | 3/7 | 6 | 27 | 6 | 3 | 3 | 3 | 0 | 0 | |

| No. | Name | Total Shots | | 6m Shots | | Wing Shots | | 9m Shots | | 7m Shots | | Fast Breaks | | Breakthroughs | |
|---------------|-----------------|-------------|----|----------|-----|------------|-----|----------|----|----------|----|-------------|----|---------------|----|
| | | S/S | % | S/S | % | S/S | % | S/S | % | S/S | % | S/S | % | S/S | % |
| 1 | ENGLERT Sabine | 6/15 | 40 | 1/2 | 50 | 1/1 | 100 | 1/3 | 33 | 1/3 | 33 | 2/5 | 40 | 0/1 | 0 |
| 16 | WOLTERING Clara | 11/32 | 34 | 2/2 | 100 | 2/5 | 40 | 6/12 | 50 | 0/1 | 0 | 0/10 | 0 | 1/2 | 50 |
| Totals | | 17/47 | 36 | 3/4 | 75 | 3/6 | 50 | 7/15 | 47 | 1/4 | 25 | 2/15 | 13 | 1/3 | 33 |

| Team Shots | Goals | Saves | Missed | Post | Blocked | Total | % |
|---------------|-------|-------|--------|------|---------|-------|----|
| 6m Shots | 6 | 4 | 0 | 1 | 1 | 12 | 50 |
| Wing Shots | 1 | 3 | 2 | 0 | 0 | 6 | 17 |
| 9m Shots | 4 | 7 | 2 | 1 | 1 | 15 | 27 |
| 7m Shots | 0 | 1 | 0 | 0 | n/a | 1 | 0 |
| Fast Breaks | 6 | 2 | 1 | 1 | 0 | 10 | 60 |
| Breakthroughs | 3 | 2 | 2 | 0 | 0 | 7 | 43 |
| Totals | 20 | 19 | 7 | 3 | 2 | 51 | 39 |

Number of Attacks: 70, Scoring Efficiency: 29%



MATCH TEAM STATISTICS
参赛队技术统计 / STATISTIQUES DU MATCH PAR ÉQUIPE

KOR 30 - 20 GER
(12 - 9) (18 - 11)

Referees: (25) KRSTIC N / (26) LJUBIC P (SLO)

GER - Germany

Shots Distribution

| Players | | | Goals / Shots | | | |
|--------------------|---------------------|----------------------|---------------------|----------------------|---------------------|--------------------|
| 2 HARDTER N | 4 JURACK G | 7 WORZ NC | 8 MULLER A | 9 STEINBACH L | 10 LOERPER A | 11 HERING M |
| 0/0 | 2/2 | 1/2 | 0/1 | 0/0 | 1/1 | 1/1 |
| 0/0 | 1/1 | 0/0 | 1/1 | 0/0 | 0/0 | 0/2 |
| 0/0 | 1/2 | 0/1 | 0/0 | 1/1 | 1/1 | 2/2 |
| | 1-Missed | 1-Missed | 1-Missed | | | 1-Missed 1-Post |
| 13 KRAUSE N | 15 NEUKAMP S | 18 BAUMBACH M | 19 MELBECK S | 20 ALTHAUS A | | |
| 0/1 | 0/0 | 0/1 | 0/0 | 1/3 | 0/1 | |
| 0/1 | 0/0 | 1/1 | 0/2 | 0/1 | 1/1 | |
| 1/2 | 1/1 | 0/0 | 0/0 | 0/0 | 0/0 | |
| 1-Missed 1-Post | 2-Missed | 1-Blocked | 1-Blocked | 1-Post | | |

| Team | Offence | Defence | Goalkeepers | | | | | | | | | | | | | | | | | | | | | | | | | | | | | | | | | | | | |
|--|---------|---------|---------------|-----|-----|-----|-----|-----|-----|---|--|---|-----|------|-----|-----|-----|-----|-----|-----|-----|-----|-----|--|-----|--|-----|-----|-----|-----|-----|-----|-----|-----|-----|-----|-----|-----|-----|
| Goals / Shots | | | Saves / Shots | | | | | | | | | | | | | | | | | | | | | | | | | | | | | | | | | | | | |
| <table border="1"> <tr><td>5/9</td><td>0/1</td><td>2/5</td></tr> <tr><td>2/6</td><td>0/1</td><td>2/5</td></tr> <tr><td>3/5</td><td>2/3</td><td>4/4</td></tr> </table> <p>7-Missed 3-Post 2-Blocked</p> | 5/9 | 0/1 | 2/5 | 2/6 | 0/1 | 2/5 | 3/5 | 2/3 | 4/4 |  |  | <table border="1"> <tr><td>1/5</td><td>5/11</td><td>0/1</td></tr> <tr><td>1/4</td><td>2/2</td><td>3/4</td></tr> <tr><td>1/8</td><td>2/6</td><td>2/6</td></tr> </table> <p>1 ENGLERT S</p> <table border="1"> <tr><td>0/1</td><td>4/4</td><td></td></tr> <tr><td>0/2</td><td></td><td>1/2</td></tr> <tr><td>1/2</td><td>0/3</td><td>0/1</td></tr> </table> <p>16 WOLTERING C</p> <table border="1"> <tr><td>1/4</td><td>1/7</td><td>0/1</td></tr> <tr><td>1/2</td><td>2/2</td><td>2/2</td></tr> <tr><td>0/6</td><td>2/3</td><td>2/5</td></tr> </table> | 1/5 | 5/11 | 0/1 | 1/4 | 2/2 | 3/4 | 1/8 | 2/6 | 2/6 | 0/1 | 4/4 | | 0/2 | | 1/2 | 1/2 | 0/3 | 0/1 | 1/4 | 1/7 | 0/1 | 1/2 | 2/2 | 2/2 | 0/6 | 2/3 | 2/5 |
| 5/9 | 0/1 | 2/5 | | | | | | | | | | | | | | | | | | | | | | | | | | | | | | | | | | | | | |
| 2/6 | 0/1 | 2/5 | | | | | | | | | | | | | | | | | | | | | | | | | | | | | | | | | | | | | |
| 3/5 | 2/3 | 4/4 | | | | | | | | | | | | | | | | | | | | | | | | | | | | | | | | | | | | | |
| 1/5 | 5/11 | 0/1 | | | | | | | | | | | | | | | | | | | | | | | | | | | | | | | | | | | | | |
| 1/4 | 2/2 | 3/4 | | | | | | | | | | | | | | | | | | | | | | | | | | | | | | | | | | | | | |
| 1/8 | 2/6 | 2/6 | | | | | | | | | | | | | | | | | | | | | | | | | | | | | | | | | | | | | |
| 0/1 | 4/4 | | | | | | | | | | | | | | | | | | | | | | | | | | | | | | | | | | | | | | |
| 0/2 | | 1/2 | | | | | | | | | | | | | | | | | | | | | | | | | | | | | | | | | | | | | |
| 1/2 | 0/3 | 0/1 | | | | | | | | | | | | | | | | | | | | | | | | | | | | | | | | | | | | | |
| 1/4 | 1/7 | 0/1 | | | | | | | | | | | | | | | | | | | | | | | | | | | | | | | | | | | | | |
| 1/2 | 2/2 | 2/2 | | | | | | | | | | | | | | | | | | | | | | | | | | | | | | | | | | | | | |
| 0/6 | 2/3 | 2/5 | | | | | | | | | | | | | | | | | | | | | | | | | | | | | | | | | | | | | |

| Legend: | | | | | | | |
|---------|------------------|------|----------------------|------|---------------|-----|---------------|
| % | Efficiency | 2Min | 2 Minute Suspensions | 6m | 6-metre Shots | 7m | 7-metre Shots |
| AS | Assists | BS | Blocked Shots | BT | Breakthroughs | EX | Exclusions |
| G/S | Goals/Shots | n/a | not applicable | RC | Red Cards | S/S | Saves/Shots |
| TF | Technical Faults | TP | Time Played | Wing | Wing Shots | YC | Yellow Cards |
| | | | | | | 9m | 9-metre Shots |
| | | | | | | FB | Fast Breaks |
| | | | | | | ST | Steals |



RESULTS
比赛成绩 / RÉSULTATS
SWE 24 - 28 RUS
(12 - 14) (12 - 14)

Referees: (21) DIN C / (22) DINU S (ROU)

SWE - Sweden

| Players | | Shots | | | | | | | | Penalties | | | |
|---------|-------------------------|-------|-----|-----|------|------|-----|-----|-----|-----------|------|----|----|
| No. | Name | G/S | % | 6m | Wing | 9m | 7m | FB | BT | YC | 2Min | RC | EX |
| 3 | FLOGNMAN Tina | 1/1 | 100 | 1/1 | | | | | | | | | |
| 4 | BOSON Matilda | 3/5 | 60 | | 2/3 | | | 1/1 | 0/1 | | 1 | | |
| 5 | HOLMGREN Sara | 3/3 | 100 | 3/3 | | | | | | | | | |
| 6 | ISLAS HELGESSON Therese | 1/3 | 33 | | | 1/3 | | | | | | | |
| 7 | WIEL FREDEN Annika | 6/8 | 75 | 1/1 | 3/5 | | | 2/2 | | | | | |
| 10 | UTKOVIC Teresa | | | | | | | | | | | | |
| 11 | ENSTROM Jessica | | | | | | | | | | | | |
| 12 | BENGTSSON Therese | | | | | | | | | | | | |
| 14 | ERIKSSON Sara | | | | | | | | | 1 | 1 | | |
| 15 | AHLM Johanna | 5/10 | 50 | | | 2/5 | 1/1 | 1/1 | 1/3 | | | | |
| 16 | GRUNDSTROM Madeleine | | | | | | | | | | | | |
| 17 | TORSTENSON Linnea | 4/14 | 29 | | | 4/13 | | | 0/1 | 1 | | | |
| 18 | WIBERG Johanna | | | | | | | | | 1 | 2 | | |
| 20 | GULLDEN Isabelle | 1/2 | 50 | | | 1/2 | | | | | | | |
| | Bench/Team | | | | | | | | | 1 | | | |
| | Totals | 24/46 | 52 | 5/5 | 5/8 | 8/23 | 1/1 | 4/4 | 1/5 | 4 | 4 | 0 | 0 |

| Goalkeepers | | Saves | | | | | | | |
|-------------|----------------------|-------|----|-----|------|------|-----|-----|-----|
| No. | Name | S/S | % | 6m | Wing | 9m | 7m | FB | BT |
| 12 | BENGTSSON Therese | 1/3 | 33 | | | | 1/3 | | |
| 16 | GRUNDSTROM Madeleine | 13/39 | 33 | 0/6 | 1/2 | 7/13 | 0/5 | 2/8 | 3/5 |
| | Totals | 14/42 | 33 | 0/6 | 1/2 | 7/13 | 1/8 | 2/8 | 3/5 |

RUS - Russian Fed.

| Players | | Shots | | | | | | | | Penalties | | | |
|---------|-----------------------|-------|----|-----|------|------|-----|-----|-----|-----------|------|----|----|
| No. | Name | G/S | % | 6m | Wing | 9m | 7m | FB | BT | YC | 2Min | RC | EX |
| 1 | SUSLINA Inna | | | | | | | | | | | | |
| 3 | POLTORATSKAYA Irina | 2/4 | 50 | | | 1/3 | 1/1 | | | | | | |
| 4 | ROMENSKAYA Oxana | 1/2 | 50 | 1/1 | 0/1 | | | | | | 1 | | |
| 5 | POSTNOVA Liudmila | 3/6 | 50 | | | 1/3 | | 1/1 | 1/2 | 1 | | | |
| 6 | KAREEVA Anna | 1/4 | 25 | | | 0/2 | | | 1/2 | | | | |
| 8 | ANDRYUSHINA Ekaterina | 3/4 | 75 | | | 1/2 | | 2/2 | | | 1 | | |
| 9 | USKOVA Yana | 0/1 | 0 | | 0/1 | | | | | | | | |
| 10 | POLENOVA Elena | 4/9 | 44 | | | 2/7 | 2/2 | | | 1 | | | |
| 11 | TUREY Emiliya | 6/7 | 86 | | 1/1 | | 4/4 | 1/2 | | 1 | 2 | | |
| 15 | SHIPILOVA Natalia | 4/6 | 67 | 4/5 | | 0/1 | | | | | | | |
| 16 | SIDOROVA Maria | | | | | | | | | | | | |
| 17 | MARENNIKOVA Ekaterina | 3/4 | 75 | 1/1 | | | | 2/2 | 0/1 | | | | |
| 19 | DMITRIEVA Elena | 0/2 | 0 | | | | 0/1 | 0/1 | | | | | |
| 24 | BLIZNOVA Irina | 1/2 | 50 | | | 1/2 | | | | | | | |
| | Bench/Team | | | | | | | | | | | | |
| | Totals | 28/51 | 55 | 6/7 | 1/3 | 6/20 | 7/8 | 6/8 | 2/5 | 3 | 4 | 0 | 0 |

| Goalkeepers | | Saves | | | | | | | |
|-------------|----------------|-------|----|-----|------|------|-----|-----|-----|
| No. | Name | S/S | % | 6m | Wing | 9m | 7m | FB | BT |
| 1 | SUSLINA Inna | 6/22 | 27 | 0/4 | 2/3 | 4/11 | 0/1 | 0/2 | 0/1 |
| 16 | SIDOROVA Maria | 4/12 | 33 | 0/1 | 1/5 | 1/2 | | 0/2 | 2/2 |
| | Totals | 10/34 | 29 | 0/5 | 3/8 | 5/13 | 0/1 | 0/4 | 2/3 |

RUNNING SCORE
SWE - RUS

| 1st Half | |
|-------------------|-----------------------------|
| TORSTENSON L | 1 (2') 0 |
| | 1 (2') 1 POLENOVA E |
| | 1 (3') 2 ROMENSKAYA O |
| | 1 (4') 3 ANDRYUSHINA E |
| FLOGNMAN T | 2 (4') 3 |
| | 2 (5') 4 MARENNIKOVA E |
| | 2 (9') 5 POLTORATSKAYA I |
| | 2 (9') 6 ANDRYUSHINA E |
| | 2 (11') 7 KAREEVA A |
| WIEL FREDEN A | 3 (13') 7 |
| HOLMGREN S | 4 (16') 7 |
| | 4 (16') 8 TUREY E |
| AHLM J | 5 (17') 8 |
| TORSTENSON L | 6 (18') 8 |
| ISLAS HELGESSON T | 7 (20') 8 |
| AHLM J | 8 (20') 8 |
| | 8 (22') 9 BLIZNOVA I |
| BOSON M | 9 (24') 9 |
| | 9 (25') 10 SHIPILOVA N |
| TORSTENSON L | 10 (25') 10 |
| | 10 (26') 11 POLTORATSKAYA I |
| | 10 (26') 12 POSTNOVA L |
| BOSON M | 11 (27') 12 |
| | 11 (28') 13 POSTNOVA L |
| | 11 (29') 14 SHIPILOVA N |
| HOLMGREN S | 12 (30') 14 |

2nd Half

| | |
|---------------|---------------------------|
| | 12 (31') 15 POLENOVA E |
| | 12 (33') 16 ANDRYUSHINA E |
| | 12 (34') 17 TUREY E |
| AHLM J | 13 (35') 17 |
| WIEL FREDEN A | 14 (36') 17 |
| | 14 (37') 18 TUREY E |
| WIEL FREDEN A | 15 (39') 18 |
| WIEL FREDEN A | 16 (41') 18 |
| | 16 (42') 19 SHIPILOVA N |
| WIEL FREDEN A | 17 (42') 19 |
| AHLM J | 18 (43') 19 |
| | 18 (44') 20 TUREY E |
| WIEL FREDEN A | 19 (46') 20 |
| BOSON M | 20 (47') 20 |
| | 20 (48') 21 MARENNIKOVA E |
| GULLDEN I | 21 (49') 21 |
| | 21 (50') 22 MARENNIKOVA E |
| | 21 (52') 23 POLENOVA E |
| HOLMGREN S | 22 (53') 23 |
| | 22 (53') 24 POSTNOVA L |
| AHLM J | 23 (54') 24 |
| | 23 (56') 25 TUREY E |
| | 23 (58') 26 POLENOVA E |
| | 23 (59') 27 SHIPILOVA N |
| TORSTENSON L | 24 (59') 27 |
| | 24 (60') 28 TUREY E |

| Legend: | | | | | | | | | |
|---------|---------------|------|----------------------|----|---------------|-----|---------------|----|---------------|
| % | Efficiency | 2Min | 2 Minute Suspensions | 6m | 6-metre Shots | 7m | 7-metre Shots | 9m | 9-metre Shots |
| BT | Breakthroughs | EX | Exclusions | FB | Fast Breaks | G/S | Goals/Shots | RC | Red Cards |
| S/S | Saves/Shots | Wing | Wing Shots | YC | Yellow Cards | | | | |



MATCH TEAM STATISTICS

参赛队技术统计 / STATISTIQUES DU MATCH PAR ÉQUIPE

SWE 24 - 28 RUS

(12 - 14) (12 - 14)

Referees: (21) DIN C / (22) DINU S (ROU)

SWE - Sweden

| No. | Name | Shots | | | | | | | | Offence | | Defence | | Penalties | | | TP | |
|---------------|-------------------------|-------|-----|-----|------|------|-----|-----|-----|---------|----|---------|----|-----------|------|----|----|-------|
| | | G/S | % | 6m | Wing | 9m | 7m | FB | BT | AS | TF | ST | BS | YC | 2Min | RC | | EX |
| 3 | FLOGNMAN Tina | 1/1 | 100 | 1/1 | | | | | | | | 1 | | | | | | 14:55 |
| 4 | BOSON Matilda | 3/5 | 60 | | 2/3 | | | 1/1 | 0/1 | 1 | 2 | 1 | | | 1 | | | 58:04 |
| 5 | HOLMGREN Sara | 3/3 | 100 | 3/3 | | | | | | | 2 | 1 | | | | | | 45:58 |
| 6 | ISLAS HELGESSON Therese | 1/3 | 33 | | | 1/3 | | | | | 1 | | | | | | | 11:38 |
| 7 | WIEL FREDEN Annika | 6/8 | 75 | 1/1 | 3/5 | | | 2/2 | | | | | | | | | | 49:14 |
| 10 | UTKOVIC Teresa | | | | | | | | | | | | | | | | | 10:46 |
| 11 | ENSTROM Jessica | | | | | | | | | | | | | | | | | 3:06 |
| 12 | BENGTSSON Therese | | | | | | | | | | | | | | | | | 0:42 |
| 14 | ERIKSSON Sara | | | | | | | | | 1 | | 1 | 1 | 1 | | | | 19:25 |
| 15 | AHLM Johanna | 5/10 | 50 | | | 2/5 | 1/1 | 1/1 | 1/3 | 2 | 6 | | | | | | | 48:36 |
| 16 | GRUNDSTROM Madeleine | | | | | | | | | 1 | | | | | | | | 58:39 |
| 17 | TORSTENSON Linnea | 4/14 | 29 | | | 4/13 | | | 0/1 | 4 | 2 | | | 1 | | | | 55:05 |
| 18 | WIBERG Johanna | | | | | | | | | 1 | | 1 | 1 | 1 | 2 | | | 23:51 |
| 20 | GULLDEN Isabelle | 1/2 | 50 | | | 1/2 | | | | 5 | | | | | | | | 20:01 |
| | Bench/Team | | | | | | | | | | | | | 1 | | | | |
| Totals | | 24/46 | 52 | 5/5 | 5/8 | 8/23 | 1/1 | 4/4 | 1/5 | 14 | 15 | 2 | 3 | 4 | 4 | 0 | 0 | |

| No. | Name | Total Shots | | 6m Shots | | Wing Shots | | 9m Shots | | 7m Shots | | Fast Breaks | | Breakthroughs | |
|---------------|----------------------|-------------|----|----------|---|------------|----|----------|----|----------|----|-------------|----|---------------|----|
| | | S/S | % | S/S | % | S/S | % | S/S | % | S/S | % | S/S | % | S/S | % |
| 12 | BENGTSSON Therese | 1/3 | 33 | | | | | | | 1/3 | 33 | | | | |
| 16 | GRUNDSTROM Madeleine | 13/39 | 33 | 0/6 | 0 | 1/2 | 50 | 7/13 | 54 | 0/5 | 0 | 2/8 | 25 | 3/5 | 60 |
| Totals | | 14/42 | 33 | 0/6 | 0 | 1/2 | 50 | 7/13 | 54 | 1/8 | 13 | 2/8 | 25 | 3/5 | 60 |

| Team Shots | Goals | Saves | Missed | Post | Blocked | Total | % |
|---------------|-------|-------|--------|------|---------|-------|-----|
| 6m Shots | 5 | 0 | 0 | 0 | 0 | 5 | 100 |
| Wing Shots | 5 | 3 | 0 | 0 | 0 | 8 | 63 |
| 9m Shots | 8 | 5 | 3 | 3 | 4 | 23 | 35 |
| 7m Shots | 1 | 0 | 0 | 0 | n/a | 1 | 100 |
| Fast Breaks | 4 | 0 | 0 | 0 | 0 | 4 | 100 |
| Breakthroughs | 1 | 2 | 2 | 0 | 0 | 5 | 20 |
| Totals | 24 | 10 | 5 | 3 | 4 | 46 | 52 |

Number of Attacks: 57, Scoring Efficiency: 42%



MATCH TEAM STATISTICS
 参赛队技术统计 / STATISTIQUES DU MATCH PAR ÉQUIPE

SWE 24 - 28 RUS
 (12 - 14) (12 - 14)

Referees: (21) DIN C / (22) DINU S (ROU)

SWE - Sweden

Shots Distribution

| Players | | | | | | | | | | | | | | | | | | | | | | | | | | | | | | | | | | | | | | | | | | | | | | | | | | | | | | | | | | | | | | | | | | | | | | | | | | | | | | | | | | | |
|--|---|-----------------|---------------------|--|--|--|--|--|--|--|-----|-----|--|--|-----|-----|---|--|-----|--|--|--|--|-----|-----|--|--|-----|--|--|--|-----|-----|--|--|-----|--|--|--|-----|-----|--|--|--|-----|-----|--|--|-----|--|--|--|-----|--|--|--|-----|--|--|--|-----|--|--|--|--|--|--|--|--|--|--|--|--|--|--|--|--|--|--|--|--|-----|--|
| Goals / Shots | | | | | | | | | | | | | | | | | | | | | | | | | | | | | | | | | | | | | | | | | | | | | | | | | | | | | | | | | | | | | | | | | | | | | | | | | | | | | | | | | | | |
| 3 FLOGNMAN T | 4 BOSON M | 5 HOLMGREN S | 6 ISLAS HELGESSON T | | | | | | | | | | | | | | | | | | | | | | | | | | | | | | | | | | | | | | | | | | | | | | | | | | | | | | | | | | | | | | | | | | | | | | | | | | | | | | | | |
| <table border="1"><tr><td></td><td></td><td></td><td></td></tr><tr><td></td><td></td><td></td><td></td></tr><tr><td></td><td></td><td>1/1</td><td></td></tr><tr><td></td><td></td><td>0/1</td><td></td></tr><tr><td></td><td></td><td>1/1</td><td></td></tr></table> | | | | | | | | | | | 1/1 | | | | 0/1 | | | | 1/1 | | <table border="1"><tr><td></td><td></td><td></td><td></td></tr><tr><td></td><td></td><td></td><td></td></tr><tr><td></td><td></td><td>1/1</td><td></td></tr><tr><td></td><td></td><td>0/1</td><td></td></tr><tr><td></td><td></td><td>1/1</td><td></td></tr></table> | | | | | | | | | | | 1/1 | | | | 0/1 | | | | 1/1 | | <table border="1"><tr><td></td><td></td><td></td><td></td></tr><tr><td></td><td></td><td></td><td></td></tr><tr><td></td><td></td><td>1/1</td><td></td></tr><tr><td></td><td></td><td>0/1</td><td></td></tr><tr><td></td><td></td><td>2/2</td><td></td></tr></table> | | | | | | | | | | | 1/1 | | | | 0/1 | | | | 2/2 | | <table border="1"><tr><td></td><td></td><td></td><td></td></tr><tr><td></td><td></td><td></td><td></td></tr><tr><td></td><td></td><td></td><td></td></tr><tr><td></td><td></td><td></td><td></td></tr><tr><td></td><td></td><td>1/2</td><td></td></tr></table> | | | | | | | | | | | | | | | | | | | 1/2 | |
| | | | | | | | | | | | | | | | | | | | | | | | | | | | | | | | | | | | | | | | | | | | | | | | | | | | | | | | | | | | | | | | | | | | | | | | | | | | | | | | | | | | |
| | | | | | | | | | | | | | | | | | | | | | | | | | | | | | | | | | | | | | | | | | | | | | | | | | | | | | | | | | | | | | | | | | | | | | | | | | | | | | | | | | | | |
| | | 1/1 | | | | | | | | | | | | | | | | | | | | | | | | | | | | | | | | | | | | | | | | | | | | | | | | | | | | | | | | | | | | | | | | | | | | | | | | | | | | | | | | | |
| | | 0/1 | | | | | | | | | | | | | | | | | | | | | | | | | | | | | | | | | | | | | | | | | | | | | | | | | | | | | | | | | | | | | | | | | | | | | | | | | | | | | | | | | |
| | | 1/1 | | | | | | | | | | | | | | | | | | | | | | | | | | | | | | | | | | | | | | | | | | | | | | | | | | | | | | | | | | | | | | | | | | | | | | | | | | | | | | | | | |
| | | | | | | | | | | | | | | | | | | | | | | | | | | | | | | | | | | | | | | | | | | | | | | | | | | | | | | | | | | | | | | | | | | | | | | | | | | | | | | | | | | | |
| | | | | | | | | | | | | | | | | | | | | | | | | | | | | | | | | | | | | | | | | | | | | | | | | | | | | | | | | | | | | | | | | | | | | | | | | | | | | | | | | | | | |
| | | 1/1 | | | | | | | | | | | | | | | | | | | | | | | | | | | | | | | | | | | | | | | | | | | | | | | | | | | | | | | | | | | | | | | | | | | | | | | | | | | | | | | | | |
| | | 0/1 | | | | | | | | | | | | | | | | | | | | | | | | | | | | | | | | | | | | | | | | | | | | | | | | | | | | | | | | | | | | | | | | | | | | | | | | | | | | | | | | | |
| | | 1/1 | | | | | | | | | | | | | | | | | | | | | | | | | | | | | | | | | | | | | | | | | | | | | | | | | | | | | | | | | | | | | | | | | | | | | | | | | | | | | | | | | |
| | | | | | | | | | | | | | | | | | | | | | | | | | | | | | | | | | | | | | | | | | | | | | | | | | | | | | | | | | | | | | | | | | | | | | | | | | | | | | | | | | | | |
| | | | | | | | | | | | | | | | | | | | | | | | | | | | | | | | | | | | | | | | | | | | | | | | | | | | | | | | | | | | | | | | | | | | | | | | | | | | | | | | | | | | |
| | | 1/1 | | | | | | | | | | | | | | | | | | | | | | | | | | | | | | | | | | | | | | | | | | | | | | | | | | | | | | | | | | | | | | | | | | | | | | | | | | | | | | | | | |
| | | 0/1 | | | | | | | | | | | | | | | | | | | | | | | | | | | | | | | | | | | | | | | | | | | | | | | | | | | | | | | | | | | | | | | | | | | | | | | | | | | | | | | | | |
| | | 2/2 | | | | | | | | | | | | | | | | | | | | | | | | | | | | | | | | | | | | | | | | | | | | | | | | | | | | | | | | | | | | | | | | | | | | | | | | | | | | | | | | | |
| | | | | | | | | | | | | | | | | | | | | | | | | | | | | | | | | | | | | | | | | | | | | | | | | | | | | | | | | | | | | | | | | | | | | | | | | | | | | | | | | | | | |
| | | | | | | | | | | | | | | | | | | | | | | | | | | | | | | | | | | | | | | | | | | | | | | | | | | | | | | | | | | | | | | | | | | | | | | | | | | | | | | | | | | | |
| | | | | | | | | | | | | | | | | | | | | | | | | | | | | | | | | | | | | | | | | | | | | | | | | | | | | | | | | | | | | | | | | | | | | | | | | | | | | | | | | | | | |
| | | | | | | | | | | | | | | | | | | | | | | | | | | | | | | | | | | | | | | | | | | | | | | | | | | | | | | | | | | | | | | | | | | | | | | | | | | | | | | | | | | | |
| | | 1/2 | | | | | | | | | | | | | | | | | | | | | | | | | | | | | | | | | | | | | | | | | | | | | | | | | | | | | | | | | | | | | | | | | | | | | | | | | | | | | | | | | |
| 7 WIEL FREDEN A | 10 UTKOVIC T | 11 ENSTROM J | | | | | | | | | | | | | | | | | | | | | | | | | | | | | | | | | | | | | | | | | | | | | | | | | | | | | | | | | | | | | | | | | | | | | | | | | | | | | | | | | |
| <table border="1"><tr><td></td><td></td><td></td><td></td></tr><tr><td></td><td></td><td></td><td></td></tr><tr><td></td><td></td><td>2/2</td><td>1/1</td></tr><tr><td></td><td></td><td>1/2</td><td>0/1</td></tr></table> | | | | | | | | | | | 2/2 | 1/1 | | | 1/2 | 0/1 | <table border="1"><tr><td></td><td></td><td></td><td></td></tr><tr><td></td><td></td><td></td><td></td></tr><tr><td></td><td></td><td></td><td></td></tr><tr><td></td><td></td><td></td><td></td></tr></table> | | | | | | | | | | | | | | | | | <table border="1"><tr><td></td><td></td><td></td><td></td></tr><tr><td></td><td></td><td></td><td></td></tr><tr><td></td><td></td><td></td><td></td></tr><tr><td></td><td></td><td></td><td></td></tr></table> | | | | | | | | | | | | | | | | | | | | | | | | | | | | | | | | | | | | | | | | | | | | | | | | | |
| | | | | | | | | | | | | | | | | | | | | | | | | | | | | | | | | | | | | | | | | | | | | | | | | | | | | | | | | | | | | | | | | | | | | | | | | | | | | | | | | | | | |
| | | | | | | | | | | | | | | | | | | | | | | | | | | | | | | | | | | | | | | | | | | | | | | | | | | | | | | | | | | | | | | | | | | | | | | | | | | | | | | | | | | | |
| | | 2/2 | 1/1 | | | | | | | | | | | | | | | | | | | | | | | | | | | | | | | | | | | | | | | | | | | | | | | | | | | | | | | | | | | | | | | | | | | | | | | | | | | | | | | | |
| | | 1/2 | 0/1 | | | | | | | | | | | | | | | | | | | | | | | | | | | | | | | | | | | | | | | | | | | | | | | | | | | | | | | | | | | | | | | | | | | | | | | | | | | | | | | | |
| | | | | | | | | | | | | | | | | | | | | | | | | | | | | | | | | | | | | | | | | | | | | | | | | | | | | | | | | | | | | | | | | | | | | | | | | | | | | | | | | | | | |
| | | | | | | | | | | | | | | | | | | | | | | | | | | | | | | | | | | | | | | | | | | | | | | | | | | | | | | | | | | | | | | | | | | | | | | | | | | | | | | | | | | | |
| | | | | | | | | | | | | | | | | | | | | | | | | | | | | | | | | | | | | | | | | | | | | | | | | | | | | | | | | | | | | | | | | | | | | | | | | | | | | | | | | | | | |
| | | | | | | | | | | | | | | | | | | | | | | | | | | | | | | | | | | | | | | | | | | | | | | | | | | | | | | | | | | | | | | | | | | | | | | | | | | | | | | | | | | | |
| | | | | | | | | | | | | | | | | | | | | | | | | | | | | | | | | | | | | | | | | | | | | | | | | | | | | | | | | | | | | | | | | | | | | | | | | | | | | | | | | | | | |
| | | | | | | | | | | | | | | | | | | | | | | | | | | | | | | | | | | | | | | | | | | | | | | | | | | | | | | | | | | | | | | | | | | | | | | | | | | | | | | | | | | | |
| | | | | | | | | | | | | | | | | | | | | | | | | | | | | | | | | | | | | | | | | | | | | | | | | | | | | | | | | | | | | | | | | | | | | | | | | | | | | | | | | | | | |
| | | | | | | | | | | | | | | | | | | | | | | | | | | | | | | | | | | | | | | | | | | | | | | | | | | | | | | | | | | | | | | | | | | | | | | | | | | | | | | | | | | | |
| 14 ERIKSSON S | 15 AHLM J | 17 TORSTENSON L | 18 WIBERG J | | | | | | | | | | | | | | | | | | | | | | | | | | | | | | | | | | | | | | | | | | | | | | | | | | | | | | | | | | | | | | | | | | | | | | | | | | | | | | | | |
| <table border="1"><tr><td></td><td></td><td></td><td></td></tr><tr><td></td><td></td><td></td><td></td></tr><tr><td></td><td></td><td></td><td></td></tr><tr><td></td><td></td><td></td><td></td></tr></table> | | | | | | | | | | | | | | | | | <table border="1"><tr><td></td><td></td><td></td><td></td></tr><tr><td></td><td></td><td>0/1</td><td>2/2</td></tr><tr><td></td><td></td><td>1/1</td><td></td></tr><tr><td></td><td></td><td>1/2</td><td>0/1</td></tr></table> | | | | | | | 0/1 | 2/2 | | | 1/1 | | | | 1/2 | 0/1 | <table border="1"><tr><td></td><td></td><td></td><td></td></tr><tr><td></td><td></td><td>2/2</td><td></td></tr><tr><td></td><td></td><td>1/3</td><td>0/1</td></tr><tr><td></td><td></td><td>1/1</td><td></td></tr></table> | | | | | | | 2/2 | | | | 1/3 | 0/1 | | | 1/1 | | <table border="1"><tr><td></td><td></td><td></td><td></td></tr><tr><td></td><td></td><td></td><td></td></tr><tr><td></td><td></td><td></td><td></td></tr><tr><td></td><td></td><td></td><td></td></tr></table> | | | | | | | | | | | | | | | | | | | | | | | | | | | | | | | | |
| | | | | | | | | | | | | | | | | | | | | | | | | | | | | | | | | | | | | | | | | | | | | | | | | | | | | | | | | | | | | | | | | | | | | | | | | | | | | | | | | | | | |
| | | | | | | | | | | | | | | | | | | | | | | | | | | | | | | | | | | | | | | | | | | | | | | | | | | | | | | | | | | | | | | | | | | | | | | | | | | | | | | | | | | | |
| | | | | | | | | | | | | | | | | | | | | | | | | | | | | | | | | | | | | | | | | | | | | | | | | | | | | | | | | | | | | | | | | | | | | | | | | | | | | | | | | | | | |
| | | | | | | | | | | | | | | | | | | | | | | | | | | | | | | | | | | | | | | | | | | | | | | | | | | | | | | | | | | | | | | | | | | | | | | | | | | | | | | | | | | | |
| | | | | | | | | | | | | | | | | | | | | | | | | | | | | | | | | | | | | | | | | | | | | | | | | | | | | | | | | | | | | | | | | | | | | | | | | | | | | | | | | | | | |
| | | 0/1 | 2/2 | | | | | | | | | | | | | | | | | | | | | | | | | | | | | | | | | | | | | | | | | | | | | | | | | | | | | | | | | | | | | | | | | | | | | | | | | | | | | | | | |
| | | 1/1 | | | | | | | | | | | | | | | | | | | | | | | | | | | | | | | | | | | | | | | | | | | | | | | | | | | | | | | | | | | | | | | | | | | | | | | | | | | | | | | | | |
| | | 1/2 | 0/1 | | | | | | | | | | | | | | | | | | | | | | | | | | | | | | | | | | | | | | | | | | | | | | | | | | | | | | | | | | | | | | | | | | | | | | | | | | | | | | | | |
| | | | | | | | | | | | | | | | | | | | | | | | | | | | | | | | | | | | | | | | | | | | | | | | | | | | | | | | | | | | | | | | | | | | | | | | | | | | | | | | | | | | |
| | | 2/2 | | | | | | | | | | | | | | | | | | | | | | | | | | | | | | | | | | | | | | | | | | | | | | | | | | | | | | | | | | | | | | | | | | | | | | | | | | | | | | | | | |
| | | 1/3 | 0/1 | | | | | | | | | | | | | | | | | | | | | | | | | | | | | | | | | | | | | | | | | | | | | | | | | | | | | | | | | | | | | | | | | | | | | | | | | | | | | | | | |
| | | 1/1 | | | | | | | | | | | | | | | | | | | | | | | | | | | | | | | | | | | | | | | | | | | | | | | | | | | | | | | | | | | | | | | | | | | | | | | | | | | | | | | | | |
| | | | | | | | | | | | | | | | | | | | | | | | | | | | | | | | | | | | | | | | | | | | | | | | | | | | | | | | | | | | | | | | | | | | | | | | | | | | | | | | | | | | |
| | | | | | | | | | | | | | | | | | | | | | | | | | | | | | | | | | | | | | | | | | | | | | | | | | | | | | | | | | | | | | | | | | | | | | | | | | | | | | | | | | | | |
| | | | | | | | | | | | | | | | | | | | | | | | | | | | | | | | | | | | | | | | | | | | | | | | | | | | | | | | | | | | | | | | | | | | | | | | | | | | | | | | | | | | |
| | | | | | | | | | | | | | | | | | | | | | | | | | | | | | | | | | | | | | | | | | | | | | | | | | | | | | | | | | | | | | | | | | | | | | | | | | | | | | | | | | | | |
| | 20 GULLDEN I | | | | | | | | | | | | | | | | | | | | | | | | | | | | | | | | | | | | | | | | | | | | | | | | | | | | | | | | | | | | | | | | | | | | | | | | | | | | | | | | | | |
| | <table border="1"><tr><td></td><td></td><td></td><td></td></tr><tr><td></td><td></td><td></td><td></td></tr><tr><td></td><td></td><td></td><td></td></tr><tr><td></td><td></td><td>1/1</td><td></td></tr></table> | | | | | | | | | | | | | | | 1/1 | | | | | | | | | | | | | | | | | | | | | | | | | | | | | | | | | | | | | | | | | | | | | | | | | | | | | | | | | | | | | | | | | | | |
| | | | | | | | | | | | | | | | | | | | | | | | | | | | | | | | | | | | | | | | | | | | | | | | | | | | | | | | | | | | | | | | | | | | | | | | | | | | | | | | | | | | |
| | | | | | | | | | | | | | | | | | | | | | | | | | | | | | | | | | | | | | | | | | | | | | | | | | | | | | | | | | | | | | | | | | | | | | | | | | | | | | | | | | | | |
| | | | | | | | | | | | | | | | | | | | | | | | | | | | | | | | | | | | | | | | | | | | | | | | | | | | | | | | | | | | | | | | | | | | | | | | | | | | | | | | | | | | |
| | | 1/1 | | | | | | | | | | | | | | | | | | | | | | | | | | | | | | | | | | | | | | | | | | | | | | | | | | | | | | | | | | | | | | | | | | | | | | | | | | | | | | | | | |

| Team | Offence | Defence | Goalkeepers | | | | | | | | | | | | | | | | | | |
|---|---------|---------|--|-----|-----|-----|-----|-----|-----|---|--|---|-----|-----|-----|-----|-----|--|------|-----|-----|
| Goals / Shots | | | Saves / Shots | | | | | | | | | | | | | | | | | | |
| <table border="1"><tr><td>2/2</td><td>1/2</td><td>3/3</td></tr><tr><td>4/6</td><td>0/1</td><td>1/2</td></tr><tr><td>4/6</td><td>3/4</td><td>6/8</td></tr></table> | 2/2 | 1/2 | 3/3 | 4/6 | 0/1 | 1/2 | 4/6 | 3/4 | 6/8 |  |  | <table border="1"><tr><td>1/5</td><td>1/4</td><td>1/4</td></tr><tr><td>2/2</td><td>1/1</td><td></td></tr><tr><td>3/11</td><td>4/6</td><td>1/9</td></tr></table> | 1/5 | 1/4 | 1/4 | 2/2 | 1/1 | | 3/11 | 4/6 | 1/9 |
| 2/2 | 1/2 | 3/3 | | | | | | | | | | | | | | | | | | | |
| 4/6 | 0/1 | 1/2 | | | | | | | | | | | | | | | | | | | |
| 4/6 | 3/4 | 6/8 | | | | | | | | | | | | | | | | | | | |
| 1/5 | 1/4 | 1/4 | | | | | | | | | | | | | | | | | | | |
| 2/2 | 1/1 | | | | | | | | | | | | | | | | | | | | |
| 3/11 | 4/6 | 1/9 | | | | | | | | | | | | | | | | | | | |
| 5-Missed 3-Post 4-Blocked | | | 12 BENGTTSSON T | | | | | | | | | | | | | | | | | | |
| | | | <table border="1"><tr><td>0/1</td><td></td><td>0/1</td></tr><tr><td></td><td>1/1</td><td></td></tr><tr><td></td><td></td><td></td></tr></table> | 0/1 | | 0/1 | | 1/1 | | | | | | | | | | | | | |
| 0/1 | | 0/1 | | | | | | | | | | | | | | | | | | | |
| | 1/1 | | | | | | | | | | | | | | | | | | | | |
| | | | | | | | | | | | | | | | | | | | | | |
| | | | 16 GRUNDSTROM M | | | | | | | | | | | | | | | | | | |
| | | | <table border="1"><tr><td>1/4</td><td>1/4</td><td>1/3</td></tr><tr><td>2/2</td><td></td><td></td></tr><tr><td>3/11</td><td>4/6</td><td>1/9</td></tr></table> | 1/4 | 1/4 | 1/3 | 2/2 | | | 3/11 | 4/6 | 1/9 | | | | | | | | | |
| 1/4 | 1/4 | 1/3 | | | | | | | | | | | | | | | | | | | |
| 2/2 | | | | | | | | | | | | | | | | | | | | | |
| 3/11 | 4/6 | 1/9 | | | | | | | | | | | | | | | | | | | |



MATCH TEAM STATISTICS

参赛队技术统计 / STATISTIQUES DU MATCH PAR ÉQUIPE

SWE 24 - 28 RUS

(12 - 14) (12 - 14)

Referees: (21) DIN C / (22) DINU S (ROU)

RUS - Russian Fed.

| Players | | Shots | | | | | | | | Offence | | Defence | | Penalties | | | | TP |
|---------------|-----------------------|-------|----|-----|------|------|-----|-----|-----|---------|----|---------|----|-----------|------|----|----|-------|
| No. | Name | G/S | % | 6m | Wing | 9m | 7m | FB | BT | AS | TF | ST | BS | YC | 2Min | RC | EX | |
| 1 | SUSLINA Inna | | | | | | | | | | | | | | | | | 37:17 |
| 3 | POLTORATSKAYA Irina | 2/4 | 50 | | | 1/3 | 1/1 | | | 5 | | | | | | | | 20:23 |
| 4 | ROMENSKAYA Oxana | 1/2 | 50 | 1/1 | 0/1 | | | | | 1 | 1 | | | | 1 | | | 40:44 |
| 5 | POSTNOVA Liudmila | 3/6 | 50 | | | 1/3 | | 1/1 | 1/2 | 1 | | | | 1 | | | | 20:30 |
| 6 | KAREEVA Anna | 1/4 | 25 | | | 0/2 | | | 1/2 | 1 | 1 | | | | | | | 39:18 |
| 8 | ANDRYUSHINA Ekaterina | 3/4 | 75 | | | 1/2 | | 2/2 | | 2 | | 2 | | | 1 | | | 30:43 |
| 9 | USKOVA Yana | 0/1 | 0 | | 0/1 | | | | | | 1 | | | | | | | 28:02 |
| 10 | POLENOVA Elena | 4/9 | 44 | | | 2/7 | 2/2 | | | 1 | | | 4 | 1 | | | | 34:30 |
| 11 | TUREY Emiliya | 6/7 | 86 | | 1/1 | | 4/4 | 1/2 | | | 1 | 2 | | 1 | 2 | | | 50:18 |
| 15 | SHIPILOVA Natalia | 4/6 | 67 | 4/5 | | 0/1 | | | | 2 | 1 | | | | | | | 31:57 |
| 16 | SIDOROVA Maria | | | | | | | | | | | | | | | | | 22:43 |
| 17 | MARENNIKOVA Ekaterina | 3/4 | 75 | 1/1 | | | | 2/2 | 0/1 | 2 | 1 | | | | | | | 31:55 |
| 19 | DMITRIEVA Elena | 0/2 | 0 | | | | 0/1 | 0/1 | | | 1 | | | | | | | 14:00 |
| 24 | BLIZNOVA Irina | 1/2 | 50 | | | 1/2 | | | | | 1 | | | | | | | 17:40 |
| | Bench/Team | | | | | | | | | | 2 | | | | | | | |
| Totals | | 28/51 | 55 | 6/7 | 1/3 | 6/20 | 7/8 | 6/8 | 2/5 | 15 | 10 | 4 | 4 | 3 | 4 | 0 | 0 | |

| Goalkeepers | | Total Shots | | 6m Shots | | Wing Shots | | 9m Shots | | 7m Shots | | Fast Breaks | | Breakthroughs | |
|---------------|----------------|-------------|----|----------|---|------------|----|----------|----|----------|---|-------------|---|---------------|-----|
| No. | Name | S/S | % | S/S | % | S/S | % | S/S | % | S/S | % | S/S | % | S/S | % |
| 1 | SUSLINA Inna | 6/22 | 27 | 0/4 | 0 | 2/3 | 67 | 4/11 | 36 | 0/1 | 0 | 0/2 | 0 | 0/1 | 0 |
| 16 | SIDOROVA Maria | 4/12 | 33 | 0/1 | 0 | 1/5 | 20 | 1/2 | 50 | | | 0/2 | 0 | 2/2 | 100 |
| Totals | | 10/34 | 29 | 0/5 | 0 | 3/8 | 38 | 5/13 | 38 | 0/1 | 0 | 0/4 | 0 | 2/3 | 67 |

| Team Shots | Goals | Saves | Missed | Post | Blocked | Total | % |
|---------------|-------|-------|--------|------|---------|-------|----|
| 6m Shots | 6 | 0 | 1 | 0 | 0 | 7 | 86 |
| Wing Shots | 1 | 1 | 0 | 1 | 0 | 3 | 33 |
| 9m Shots | 6 | 7 | 3 | 1 | 3 | 20 | 30 |
| 7m Shots | 7 | 1 | 0 | 0 | n/a | 8 | 88 |
| Fast Breaks | 6 | 2 | 0 | 0 | 0 | 8 | 75 |
| Breakthroughs | 2 | 3 | 0 | 0 | 0 | 5 | 40 |
| Totals | 28 | 14 | 4 | 2 | 3 | 51 | 55 |

Number of Attacks: 57, Scoring Efficiency: 49%



MATCH TEAM STATISTICS
参赛队技术统计 / STATISTIQUES DU MATCH PAR ÉQUIPE

SWE 24 - 28 RUS
(12 - 14) (12 - 14)

Referees: (21) DIN C / (22) DINU S (ROU)

RUS - Russian Fed.

Shots Distribution

| Players | | | Goals / Shots | | | |
|-------------------|--------------------|--------------------|----------------|-----------------|------------|-----------------|
| 3 POLTORATSKAYA I | 4 ROMENSKAYA O | 5 POSTNOVA L | 6 KAREEVA A | 8 ANDRYUSHINA E | 9 USKOVA Y | 10 POLENOVA E |
| 1/1 | 1/1 | 0/1 1/1 | 1/1 0/1 | 1/1 0/1 | | 2/2 0/2 0/2 2/2 |
| 1-Missed 1-Post | | 1-Blocked 1-Missed | | | 1-Post | 1-Missed |
| 11 TUREY E | 15 SHIPILOVA N | 17 MARENNIKOVA E | 19 DMITRIEVA E | 24 BLIZNOVA I | | |
| 4/4 0/1 2/2 | 1/1 1/1 | 0/1 2/2 | 0/1 0/1 | 1/1 | | |
| | 1-Missed 1-Blocked | | | 1-Blocked | | |

| Team | Offence | Defence | Goalkeepers |
|---------------------------|---|---|-------------------------------------|
| Goals / Shots | | | Saves / Shots |
| 4/5 3/4 3/4 | 0/1 2/5 Breakthroughs 2/5 6/7 3/10 7/8 7m 1/2 6/8 Fast Breaks | 1/5 Breakthroughs 2/4 0/0 6/15 5/5 0/4 0/0 2/3 1/1 7m 3/5 4/4 Fast Breaks | 0/2 1/2 0/3 2/6 1/1 1/2 2/6 1/4 2/8 |
| 4-Missed 2-Post 3-Blocked | | | 1 SUSLINA I |
| | | | 0/2 0/1 0/2 2/3 1/2 2/6 1/6 |
| | | | 16 SIDOROVA M |
| | | | 1/1 0/1 0/3 1/1 1/4 1/2 |

| Legend: | | | | | | | |
|---------|------------------|------|----------------------|------|---------------|-----|---------------|
| % | Efficiency | 2Min | 2 Minute Suspensions | 6m | 6-metre Shots | 7m | 7-metre Shots |
| AS | Assists | BS | Blocked Shots | BT | Breakthroughs | EX | Exclusions |
| G/S | Goals/Shots | n/a | not applicable | RC | Red Cards | S/S | Saves/Shots |
| TF | Technical Faults | TP | Time Played | Wing | Wing Shots | YC | Yellow Cards |
| | | | | | | 9m | 9-metre Shots |
| | | | | | | FB | Fast Breaks |
| | | | | | | ST | Steals |



RESULTS

比赛成绩 / RÉSULTATS

RUS 28 - 19 BRA

(12 - 10) (16 - 9)

Referees: (17) LICIS R / (18) STOLAROV S (LAT)

RUS - Russian Fed.

| Players | | Shots | | | | | | | | Penalties | | | |
|------------|-----------------------|-------|-----|-----|------|-------|-----|------|-----|-----------|------|----|----|
| No. | Name | G/S | % | 6m | Wing | 9m | 7m | FB | BT | YC | 2Min | RC | EX |
| 1 | SUSLINA Inna | | | | | | | | | | | | |
| 3 | POLTORATSKAYA Irina | 6/10 | 60 | 0/1 | | 3/4 | 0/1 | 1/1 | 2/3 | | | | |
| 4 | ROMENSKAYA Oxana | | | | | | | | | | 1 | | |
| 5 | POSTNOVA Liudmila | 5/10 | 50 | | | 5/7 | | 0/2 | 0/1 | | 2 | | |
| 6 | KAREEVA Anna | | | | | | | | | | | | |
| 8 | ANDRYUSHINA Ekaterina | 4/5 | 80 | 1/1 | | | | 3/3 | 0/1 | 1 | | | |
| 9 | USKOVA Yana | | | | | | | | | | | | |
| 10 | POLENOVA Elena | 2/4 | 50 | | | 1/2 | 1/2 | | | | 1 | | |
| 11 | TUREY Emiliya | 2/6 | 33 | 1/1 | 0/3 | | 1/2 | | | | | | |
| 15 | SHIPILOVA Natalia | 1/3 | 33 | 1/2 | | | | | 0/1 | | | | |
| 16 | SIDOROVA Maria | | | | | | | | | | | | |
| 17 | MARENNIKOVA Ekaterina | 4/6 | 67 | | 0/1 | 1/1 | | 3/4 | | | | | |
| 19 | DMITRIEVA Elena | 1/3 | 33 | 0/1 | | | 0/1 | 1/1 | | | | | |
| 24 | BLIZNOVA Irina | 3/3 | 100 | | | 2/2 | | 1/1 | | 1 | | | |
| Bench/Team | | | | | | | | | | | | | |
| Totals | | 28/50 | 56 | 3/6 | 0/4 | 12/16 | 2/6 | 9/12 | 2/6 | 2 | 4 | 0 | 0 |

| Goalkeepers | | Saves | | | | | | | |
|-------------|----------------|-------|----|-----|------|-----|-----|-----|-----|
| No. | Name | S/S | % | 6m | Wing | 9m | 7m | FB | BT |
| 1 | SUSLINA Inna | 5/15 | 33 | 1/3 | 3/5 | 0/3 | 0/2 | 1/1 | 0/1 |
| 16 | SIDOROVA Maria | 2/11 | 18 | 1/3 | 1/2 | 0/2 | 0/2 | 0/1 | 0/1 |
| Totals | | 7/26 | 27 | 2/6 | 4/7 | 0/5 | 0/4 | 1/2 | 0/2 |

BRA - Brazil

| Players | | Shots | | | | | | | | Penalties | | | |
|------------|----------------------|-------|----|-----|------|------|-----|-----|-----|-----------|------|----|----|
| No. | Name | G/S | % | 6m | Wing | 9m | 7m | FB | BT | YC | 2Min | RC | EX |
| 1 | MASSON Chana | | | | | | | | | | | | |
| 2 | DINIZ Fabiana | 1/2 | 50 | 1/1 | | | | 0/1 | | | 2 | | |
| 3 | NASCIMENTO Alexandra | 5/6 | 83 | | 1/2 | 1/1 | 3/3 | | | 1 | | | |
| 5 | PIEADA Daniela | | | | | | | | | | | | |
| 6 | AMORIM Eduarda | 1/4 | 25 | | | 1/4 | | | | | | | |
| 7 | OLIVEIRA Alessandra | 4/6 | 67 | 3/5 | | | | 1/1 | | 1 | | | |
| 9 | RODRIGUES Ana | | | | | | | | | | | | |
| 10 | ROSAS Aline | 1/3 | 33 | | 1/3 | | | | | | | | |
| 11 | JACQUES Viviane | 0/1 | 0 | 0/1 | | | | | | | | | |
| 13 | SILVA Lucila | 1/3 | 33 | | | 0/1 | | | 1/2 | | | | |
| 17 | MESQUITA Idalina | 1/3 | 33 | | 1/2 | | | 0/1 | | | | | |
| 18 | CAVALEIRO Deonise | 2/4 | 50 | 0/1 | | 1/2 | | | 1/1 | | | | |
| 19 | SANTOS Aline | 3/5 | 60 | | | 2/4 | 1/1 | | | 1 | | | |
| 23 | de PAULA Darly | | | | | | | | | | | | |
| Bench/Team | | | | | | | | | | | | | |
| Totals | | 19/37 | 51 | 4/8 | 3/7 | 5/12 | 4/4 | 1/3 | 2/3 | 3 | 2 | 0 | 0 |

| Goalkeepers | | Saves | | | | | | | |
|-------------|----------------|-------|----|-----|------|------|-----|------|-----|
| No. | Name | S/S | % | 6m | Wing | 9m | 7m | FB | BT |
| 1 | MASSON Chana | 3/15 | 20 | 1/3 | 2/2 | 0/4 | 0/1 | 0/3 | 0/2 |
| 23 | de PAULA Darly | 6/22 | 27 | 2/3 | 1/1 | 0/8 | 2/3 | 1/7 | |
| Totals | | 9/37 | 24 | 3/6 | 3/3 | 0/12 | 2/4 | 1/10 | 0/2 |

RUNNING SCORE

RUS - BRA

| 1st Half | |
|-------------|--------------|
| 0 (1') 1 | SILVA L |
| 1 (2') 1 | |
| 1 (3') 2 | OLIVEIRA A |
| 1 (4') 3 | OLIVEIRA A |
| 1 (7') 4 | OLIVEIRA A |
| 2 (8') 4 | |
| 3 (9') 4 | |
| 3 (9') 5 | SANTOS A |
| 4 (10') 5 | |
| 4 (10') 6 | NASCIMENTO A |
| 5 (11') 6 | |
| 5 (12') 7 | NASCIMENTO A |
| 6 (14') 7 | |
| 7 (15') 7 | |
| 7 (17') 8 | SANTOS A |
| 8 (18') 8 | |
| 8 (20') 9 | CAVALEIRO D |
| 9 (21') 9 | |
| 10 (27') 9 | |
| 10 (27') 10 | CAVALEIRO D |
| 11 (29') 10 | |
| 12 (30') 10 | |

2nd Half

| | |
|-------------|--------------|
| 13 (31') 10 | |
| 14 (32') 10 | |
| 15 (33') 10 | |
| 15 (34') 11 | NASCIMENTO A |
| 16 (35') 11 | |
| 17 (36') 11 | |
| 17 (37') 12 | MESQUITA I |
| 18 (38') 12 | |
| 18 (41') 13 | DINIZ F |
| 19 (41') 13 | |
| 20 (43') 13 | |
| 21 (45') 13 | |
| 22 (46') 13 | |
| 22 (47') 14 | AMORIM E |
| 23 (47') 14 | |
| 23 (49') 15 | NASCIMENTO A |
| 23 (52') 16 | ROSAS A |
| 23 (53') 17 | NASCIMENTO A |
| 24 (55') 17 | |
| 25 (56') 17 | |
| 26 (58') 17 | |
| 26 (59') 18 | SANTOS A |
| 27 (59') 18 | |
| 27 (60') 19 | OLIVEIRA A |
| 28 (60') 19 | |

Legend:

| | | | | | | | | | |
|-----|---------------|------|----------------------|----|---------------|-----|---------------|----|---------------|
| % | Efficiency | 2Min | 2 Minute Suspensions | 6m | 6-metre Shots | 7m | 7-metre Shots | 9m | 9-metre Shots |
| BT | Breakthroughs | EX | Exclusions | FB | Fast Breaks | G/S | Goals/Shots | RC | Red Cards |
| S/S | Saves/Shots | Wing | Wing Shots | YC | Yellow Cards | | | | |



MATCH TEAM STATISTICS

参赛队技术统计 / STATISTIQUES DU MATCH PAR ÉQUIPE

RUS 28 - 19 BRA

(12 - 10) (16 - 9)

Referees: (17) LICIS R / (18) STOLAROVZ Z (LAT)

RUS - Russian Fed.

| Players | | Shots | | | | | | | | Offence | | Defence | | Penalties | | | | TP |
|---------------|-----------------------|-------|-----|-----|------|-------|-----|------|-----|---------|----|---------|----|-----------|------|----|----|-------|
| No. | Name | G/S | % | 6m | Wing | 9m | 7m | FB | BT | AS | TF | ST | BS | YC | 2Min | RC | EX | |
| 1 | SUSLINA Inna | | | | | | | | | | | | | | | | | 40:05 |
| 3 | POLTORATSKAYA Irina | 6/10 | 60 | 0/1 | | 3/4 | 0/1 | 1/1 | 2/3 | | 1 | | | | | | | 15:19 |
| 4 | ROMENSKAYA Oxana | | | | | | | | | | 2 | | 1 | | | 1 | | 28:03 |
| 5 | POSTNOVA Liudmila | 5/10 | 50 | | | 5/7 | | 0/2 | 0/1 | 1 | 4 | 1 | | | | 2 | | 39:51 |
| 6 | KAREEVA Anna | | | | | | | | | | | | | | | | | 9:38 |
| 8 | ANDRYUSHINA Ekaterina | 4/5 | 80 | 1/1 | | | | 3/3 | 0/1 | 3 | 2 | 3 | 2 | 1 | | | | 39:31 |
| 9 | USKOVA Yana | | | | | | | | | 2 | 3 | 1 | | | | | | 23:33 |
| 10 | POLENOVA Elena | 2/4 | 50 | | | 1/2 | 1/2 | | | 1 | 1 | | | | | 1 | | 21:29 |
| 11 | TUREY Emiliya | 2/6 | 33 | 1/1 | 0/3 | | 1/2 | | | 1 | | 1 | | | | | | 33:17 |
| 15 | SHIPILOVA Natalia | 1/3 | 33 | 1/2 | | | | | 0/1 | 2 | 1 | 2 | 1 | | | | | 49:52 |
| 16 | SIDOROVA Maria | | | | | | | | | | | 1 | | | | | | 19:55 |
| 17 | MARENNIKOVA Ekaterina | 4/6 | 67 | | 0/1 | 1/1 | | 3/4 | | | 2 | 1 | | | | | | 40:59 |
| 19 | DMITRIEVA Elena | 1/3 | 33 | 0/1 | | | 0/1 | 1/1 | | | 1 | | | | | | | 22:11 |
| 24 | BLIZNOVA Irina | 3/3 | 100 | | | 2/2 | | 1/1 | | | 2 | 1 | | 1 | | | | 36:17 |
| | Bench/Team | | | | | | | | | | | | | | | | | |
| Totals | | 28/50 | 56 | 3/6 | 0/4 | 12/16 | 2/6 | 9/12 | 2/6 | 10 | 20 | 10 | 4 | 2 | 4 | 0 | 0 | |

| Goalkeepers | | Total Shots | | 6m Shots | | Wing Shots | | 9m Shots | | 7m Shots | | Fast Breaks | | Breakthroughs | |
|---------------|----------------|-------------|----|----------|----|------------|----|----------|---|----------|---|-------------|-----|---------------|---|
| No. | Name | S/S | % | S/S | % | S/S | % | S/S | % | S/S | % | S/S | % | S/S | % |
| 1 | SUSLINA Inna | 5/15 | 33 | 1/3 | 33 | 3/5 | 60 | 0/3 | 0 | 0/2 | 0 | 1/1 | 100 | 0/1 | 0 |
| 16 | SIDOROVA Maria | 2/11 | 18 | 1/3 | 33 | 1/2 | 50 | 0/2 | 0 | 0/2 | 0 | 0/1 | 0 | 0/1 | 0 |
| Totals | | 7/26 | 27 | 2/6 | 33 | 4/7 | 57 | 0/5 | 0 | 0/4 | 0 | 1/2 | 50 | 0/2 | 0 |

| Team Shots | Goals | Saves | Missed | Post | Blocked | Total | % |
|---------------|-------|-------|--------|------|---------|-------|----|
| 6m Shots | 3 | 3 | 0 | 0 | 0 | 6 | 50 |
| Wing Shots | 0 | 3 | 1 | 0 | 0 | 4 | 0 |
| 9m Shots | 12 | 0 | 1 | 2 | 1 | 16 | 75 |
| 7m Shots | 2 | 2 | 1 | 1 | n/a | 6 | 33 |
| Fast Breaks | 9 | 1 | 0 | 2 | 0 | 12 | 75 |
| Breakthroughs | 2 | 0 | 2 | 2 | 0 | 6 | 33 |
| Totals | 28 | 9 | 5 | 7 | 1 | 50 | 56 |

Number of Attacks: 63, Scoring Efficiency: 44%



OSC GYMNASIUM
 奥体中心体育馆
 GYMNASE DU CSO

WED 星期三 MER
 13 AUG 2008
 9:00

HANDBALL
 手球 / HANDBALL

WOMEN
 女子项目 / FEMMES

PRELIMINARY GROUP B - MATCH 13
 预赛B组 - 第13场 / PRÉLIMINAIRE GROUPE B - MATCH 13



MATCH TEAM STATISTICS

参赛队技术统计 / STATISTIQUES DU MATCH PAR ÉQUIPE

RUS 28 - 19 BRA
 (12 - 10) (16 - 9)

Referees: (17) LICIS R / (18) STOLAROV S (LAT)

RUS - Russian Fed.

Shots Distribution

| Players | | | Goals / Shots | | | |
|-------------------|----------------|------------------|----------------|-----------------|------------|---------------|
| 3 POLTORATSKAYA I | 4 ROMENSKAYA O | 5 POSTNOVA L | 6 KAREEVA A | 8 ANDRYUSHINA E | 9 USKOVA Y | 10 POLENOVA E |
| 4/4 | | 1/1 | | 2/2 | | |
| 0/1 | | 1/1 | | | | 1/1 |
| 1/1 | | 1/1 | | 2/2 | | 0/1 |
| 1-Missed 2-Post | | 2-Missed 2-Post | | 1-Post | | 1-Blocked |
| 11 TUREY E | 15 SHIPILOVA N | 17 MARENNIKOVA E | 19 DMITRIEVA E | 24 BLIZNOVA I | | |
| | | 1/1 | 0/1 | | | 1/1 |
| 0/1 | 0/1 | 1/1 | | 2/2 | | |
| 1/2 | 0/1 | 1/1 | 1/1 | | | |
| 1-Missed | 1-Missed | 1-Post | 1-Post | | | |

| Team | Offence | Defence | Goalkeepers | | | | | | | | | | | | | | | | | | |
|---|---------|---------|---|-----|-----|-----|-----|-----|-----|-----|-----|---|-----|--|-----|--|-----|-----|-----|-----|-----|
| Goals / Shots | | | Saves / Shots | | | | | | | | | | | | | | | | | | |
| <table border="1"> <tr><td>7/7</td><td>1/1</td><td>5/6</td></tr> <tr><td>4/6</td><td>0/1</td><td>1/1</td></tr> <tr><td>6/9</td><td>1/2</td><td>3/4</td></tr> </table> 5-Missed 7-Post 1-Blocked | 7/7 | 1/1 | 5/6 | 4/6 | 0/1 | 1/1 | 6/9 | 1/2 | 3/4 | | | <table border="1"> <tr><td>0/3</td><td></td><td>0/3</td></tr> <tr><td></td><td>2/2</td><td>1/2</td></tr> <tr><td>3/6</td><td>1/1</td><td>0/9</td></tr> </table> | 0/3 | | 0/3 | | 2/2 | 1/2 | 3/6 | 1/1 | 0/9 |
| 7/7 | 1/1 | 5/6 | | | | | | | | | | | | | | | | | | | |
| 4/6 | 0/1 | 1/1 | | | | | | | | | | | | | | | | | | | |
| 6/9 | 1/2 | 3/4 | | | | | | | | | | | | | | | | | | | |
| 0/3 | | 0/3 | | | | | | | | | | | | | | | | | | | |
| | 2/2 | 1/2 | | | | | | | | | | | | | | | | | | | |
| 3/6 | 1/1 | 0/9 | | | | | | | | | | | | | | | | | | | |
| | | | 1 SUSLINA I | | | | | | | | | | | | | | | | | | |
| | | | <table border="1"> <tr><td>0/2</td><td></td><td>0/2</td></tr> <tr><td></td><td>1/1</td><td>1/1</td></tr> <tr><td>2/3</td><td>1/1</td><td>0/5</td></tr> </table> | 0/2 | | 0/2 | | 1/1 | 1/1 | 2/3 | 1/1 | 0/5 | | | | | | | | | |
| 0/2 | | 0/2 | | | | | | | | | | | | | | | | | | | |
| | 1/1 | 1/1 | | | | | | | | | | | | | | | | | | | |
| 2/3 | 1/1 | 0/5 | | | | | | | | | | | | | | | | | | | |
| | | | 16 SIDOROVA M | | | | | | | | | | | | | | | | | | |
| | | | <table border="1"> <tr><td>0/1</td><td></td><td>0/1</td></tr> <tr><td></td><td>1/1</td><td>0/1</td></tr> <tr><td>1/3</td><td></td><td>0/4</td></tr> </table> | 0/1 | | 0/1 | | 1/1 | 0/1 | 1/3 | | 0/4 | | | | | | | | | |
| 0/1 | | 0/1 | | | | | | | | | | | | | | | | | | | |
| | 1/1 | 0/1 | | | | | | | | | | | | | | | | | | | |
| 1/3 | | 0/4 | | | | | | | | | | | | | | | | | | | |



MATCH TEAM STATISTICS

参赛队技术统计 / STATISTIQUES DU MATCH PAR ÉQUIPE

RUS 28 - 19 BRA

(12 - 10) (16 - 9)

Referees: (17) LICIS R / (18) STOLAROVZ Z (LAT)

BRA - Brazil

| No. | Name | Shots | | | | | | | | Offence | | Defence | | Penalties | | | TP | |
|---------------|----------------------|-------|----|-----|------|------|-----|-----|-----|---------|----|---------|----|-----------|------|----|----|-------|
| | | G/S | % | 6m | Wing | 9m | 7m | FB | BT | AS | TF | ST | BS | YC | 2Min | RC | | EX |
| 1 | MASSON Chana | | | | | | | | | | | 1 | | | | | | 21:36 |
| 2 | DINIZ Fabiana | 1/2 | 50 | 1/1 | | | | 0/1 | | | 1 | 1 | | | 2 | | | 34:32 |
| 3 | NASCIMENTO Alexandra | 5/6 | 83 | | 1/2 | 1/1 | 3/3 | | | 2 | 5 | 1 | | 1 | | | | 59:52 |
| 5 | PIEADADE Daniela | | | | | | | | | | | | | | | | | 12:03 |
| 6 | AMORIM Eduarda | 1/4 | 25 | | | 1/4 | | | | 1 | 5 | | | | | | | 21:32 |
| 7 | OLIVEIRA Alessandra | 4/6 | 67 | 3/5 | | | | 1/1 | | | 3 | | | 1 | | | | 46:25 |
| 9 | RODRIGUES Ana | | | | | | | | | | 2 | | | | | | | 8:49 |
| 10 | ROSAS Aline | 1/3 | 33 | | 1/3 | | | | | 1 | 2 | | | | | | | 31:01 |
| 11 | JACQUES Viviane | 0/1 | 0 | 0/1 | | | | | | 2 | 1 | 1 | | | | | | 22:43 |
| 13 | SILVA Lucila | 1/3 | 33 | | | 0/1 | | | 1/2 | 2 | 5 | | | | | | | 27:16 |
| 17 | MESQUITA Idalina | 1/3 | 33 | | 1/2 | | | 0/1 | | 1 | 1 | 1 | | | | | | 27:29 |
| 18 | CAVALEIRO Deonise | 2/4 | 50 | 0/1 | | 1/2 | | | 1/1 | 1 | 5 | | 1 | | | | | 37:17 |
| 19 | SANTOS Aline | 3/5 | 60 | | | 2/4 | 1/1 | | | 1 | 2 | | | 1 | | | | 31:01 |
| 23 | de PAULA Darly | | | | | | | | | | | | | | | | | 38:24 |
| | Bench/Team | | | | | | | | | | | | | | | | | |
| Totals | | 19/37 | 51 | 4/8 | 3/7 | 5/12 | 4/4 | 1/3 | 2/3 | 11 | 33 | 4 | 1 | 3 | 2 | 0 | 0 | |

| No. | Name | Total Shots | | 6m Shots | | Wing Shots | | 9m Shots | | 7m Shots | | Fast Breaks | | Breakthroughs | |
|---------------|----------------|-------------|----|----------|----|------------|-----|----------|---|----------|----|-------------|----|---------------|---|
| | | S/S | % | S/S | % | S/S | % | S/S | % | S/S | % | S/S | % | S/S | % |
| 1 | MASSON Chana | 3/15 | 20 | 1/3 | 33 | 2/2 | 100 | 0/4 | 0 | 0/1 | 0 | 0/3 | 0 | 0/2 | 0 |
| 23 | de PAULA Darly | 6/22 | 27 | 2/3 | 67 | 1/1 | 100 | 0/8 | 0 | 2/3 | 67 | 1/7 | 14 | | |
| Totals | | 9/37 | 24 | 3/6 | 50 | 3/3 | 100 | 0/12 | 0 | 2/4 | 50 | 1/10 | 10 | 0/2 | 0 |

| Team Shots | Goals | Saves | Missed | Post | Blocked | Total | % |
|---------------|-------|-------|--------|------|---------|-------|-----|
| 6m Shots | 4 | 2 | 1 | 1 | 0 | 8 | 50 |
| Wing Shots | 3 | 4 | 0 | 0 | 0 | 7 | 43 |
| 9m Shots | 5 | 0 | 2 | 1 | 4 | 12 | 42 |
| 7m Shots | 4 | 0 | 0 | 0 | n/a | 4 | 100 |
| Fast Breaks | 1 | 1 | 0 | 1 | 0 | 3 | 33 |
| Breakthroughs | 2 | 0 | 1 | 0 | 0 | 3 | 67 |
| Totals | 19 | 7 | 4 | 3 | 4 | 37 | 51 |

Number of Attacks: 63, Scoring Efficiency: 30%



OSC GYMNASIUM
 奥体中心体育馆
 GYMNASE DU CSO

WED 星期三 MER
 13 AUG 2008
 9:00

HANDBALL
 手球 / HANDBALL

WOMEN
 女子项目 / FEMMES

PRELIMINARY GROUP B - MATCH 13
 预赛B组 - 第13场 / PRÉLIMINAIRE GROUPE B - MATCH 13



MATCH TEAM STATISTICS
 参赛队技术统计 / STATISTIQUES DU MATCH PAR ÉQUIPE

RUS 28 - 19 BRA
 (12 - 10) (16 - 9)

Referees: (17) LICIS R / (18) STOLAROV S (LAT)

BRA - Brazil

Shots Distribution

Players
Goals / Shots

| | | | | | | |
|------------------|-----------------------|--------------------|-------------------|---------------------|----------------------|-------------------|
| 2 DINIZ F | 3 NASCIMENTO A | 5 PIEDADE D | 6 AMORIM E | 7 OLIVEIRA A | 9 RODRIGUES A | 10 ROSAS A |
| 1/1 | 0/1 1/1 | | 1/1 | 1/1 2/2 | | 1/1 0/1 |
| 0/1 | 1/1 3/3 | | | | | 0/1 |

1-Missed 1-Post 1-Blocked 1-Missed 1-Post

| | | | | |
|---------------------|-------------------|----------------------|-----------------------|--------------------|
| 11 JACQUES V | 13 SILVA L | 17 MESQUITA I | 18 CAVALEIRO D | 19 SANTOS A |
| 0/1 | | 0/1 1/1 | 0/1 1/1 | 2/2 1/1 |
| | 2-Missed | 1-Post | 1-Blocked | 2-Blocked |

| Team | Offence | Defence | Goalkeepers | | | | | | | | | | | | | | | | | | | | | | | | | | | |
|---|---------|---------|---|-----|-----|-----|-----|-----|-----|-----|-----|-----|-----|--|-----|-----|-----|--|-----|-----|-----|-----|-----|-----|-----|--|-----|-----|-----|-----|
| Goals / Shots | | | Saves / Shots | | | | | | | | | | | | | | | | | | | | | | | | | | | |
| 3/3 0/2 3/3 3/6 0/1 9/9 4-Missed 3-Post 4-Blocked | | | <table border="1"> <tr><td>0/7</td><td>0/1</td><td>1/6</td></tr> <tr><td>2/6</td><td>1/1</td><td>0/1</td></tr> <tr><td>3/9</td><td>1/2</td><td>1/4</td></tr> </table> <p>1 MASSON C</p> <table border="1"> <tr><td>0/5</td><td></td><td>1/2</td></tr> <tr><td>1/3</td><td>1/1</td><td></td></tr> <tr><td>0/1</td><td>0/1</td><td>0/2</td></tr> </table> <p>23 de PAULA D</p> <table border="1"> <tr><td>0/2</td><td>0/1</td><td>0/4</td></tr> <tr><td>1/3</td><td></td><td>0/1</td></tr> <tr><td>3/8</td><td>1/1</td><td>1/2</td></tr> </table> | 0/7 | 0/1 | 1/6 | 2/6 | 1/1 | 0/1 | 3/9 | 1/2 | 1/4 | 0/5 | | 1/2 | 1/3 | 1/1 | | 0/1 | 0/1 | 0/2 | 0/2 | 0/1 | 0/4 | 1/3 | | 0/1 | 3/8 | 1/1 | 1/2 |
| 0/7 | 0/1 | 1/6 | | | | | | | | | | | | | | | | | | | | | | | | | | | | |
| 2/6 | 1/1 | 0/1 | | | | | | | | | | | | | | | | | | | | | | | | | | | | |
| 3/9 | 1/2 | 1/4 | | | | | | | | | | | | | | | | | | | | | | | | | | | | |
| 0/5 | | 1/2 | | | | | | | | | | | | | | | | | | | | | | | | | | | | |
| 1/3 | 1/1 | | | | | | | | | | | | | | | | | | | | | | | | | | | | | |
| 0/1 | 0/1 | 0/2 | | | | | | | | | | | | | | | | | | | | | | | | | | | | |
| 0/2 | 0/1 | 0/4 | | | | | | | | | | | | | | | | | | | | | | | | | | | | |
| 1/3 | | 0/1 | | | | | | | | | | | | | | | | | | | | | | | | | | | | |
| 3/8 | 1/1 | 1/2 | | | | | | | | | | | | | | | | | | | | | | | | | | | | |

Legend:

| | | | | |
|----------------------------|----------------------------------|-------------------------|-------------------------|-------------------------|
| % Efficiency | 2Min 2 Minute Suspensions | 6m 6-metre Shots | 7m 7-metre Shots | 9m 9-metre Shots |
| AS Assists | BS Blocked Shots | BT Breakthroughs | EX Exclusions | FB Fast Breaks |
| G/S Goals/Shots | n/a not applicable | RC Red Cards | S/S Saves/Shots | ST Steals |
| TF Technical Faults | TP Time Played | Wing Wing Shots | YC Yellow Cards | |



RESULTS
 比赛成绩 / RÉSULTATS
KOR 31 - 23 SWE
 (18 - 13) (13 - 10)

Referees: (19) BAUM M / (20) GORALCZYK M (POL)

RUNNING SCORE
KOR - SWE

KOR - Korea

| Players | | Shots | | | | | | | | Penalties | | | |
|---------|---------------|-------|-----|-----|------|------|-----|-----|-----|-----------|------|----|----|
| No. | Name | G/S | % | 6m | Wing | 9m | 7m | FB | BT | YC | 2Min | RC | EX |
| 1 | OH Yongran | 1/2 | 50 | | | 1/2 | | | | | | | |
| 3 | KIM Ona | 3/4 | 75 | | | | 2/3 | | 1/1 | | | | |
| 4 | HUH Soonyoung | | | | | | | | | 1 | | | |
| 6 | SONG Hairim | | | | | | | | | | | | |
| 7 | KIM Namsun | | | | | | | | | | | | |
| 9 | KIM Chayoun | 1/1 | 100 | 1/1 | | | | | | | | | |
| 10 | OH Seongok | 3/5 | 60 | | | 2/4 | | | 1/1 | | | | |
| 11 | HONG Jeongho | 6/8 | 75 | 1/1 | | 1/3 | 4/4 | | | 1 | | | |
| 13 | PARK Chunghee | 7/12 | 58 | | 4/7 | | | 3/5 | | | | | |
| 16 | LEE Minhee | | | | | | | | | | | | |
| 17 | AN Junghwa | 7/9 | 78 | | 3/5 | | | | 4/4 | 1 | | | |
| 18 | BAE Minhee | | | | | | | | | | 1 | | |
| 19 | CHOI Imjeong | 1/4 | 25 | | | 1/2 | 0/1 | | 0/1 | | | 1 | |
| 20 | MOON Pilhee | 2/5 | 40 | | | 0/3 | | | 2/2 | | | | |
| | Bench/Team | | | | | | | | | | | | |
| | Totals | 31/50 | 62 | 2/2 | 7/12 | 5/14 | 6/8 | 3/5 | 8/9 | 3 | 1 | 1 | 0 |

| Goalkeepers | | Saves | | | | | | | |
|-------------|------------|-------|----|------|------|-----|-----|-----|-----|
| No. | Name | S/S | % | 6m | Wing | 9m | 7m | FB | BT |
| 1 | OH Yongran | 18/41 | 44 | 4/10 | 6/12 | 7/9 | 1/2 | 0/5 | 0/3 |
| 16 | LEE Minhee | | | | | | | | |
| | Totals | 18/41 | 44 | 4/10 | 6/12 | 7/9 | 1/2 | 0/5 | 0/3 |

SWE - Sweden

| Players | | Shots | | | | | | | | Penalties | | | |
|---------|----------------------|-------|-----|------|------|------|-----|-----|-----|-----------|------|----|----|
| No. | Name | G/S | % | 6m | Wing | 9m | 7m | FB | BT | YC | 2Min | RC | EX |
| 3 | FLOGNMAN Tina | | | | | | | | | | 1 | | |
| 4 | BOSON Matilda | 6/11 | 55 | 2/2 | 3/8 | | | 1/1 | | | | | |
| 5 | HOLMGREN Sara | 3/6 | 50 | 1/4 | | | | 2/2 | | 1 | 1 | | |
| 7 | WIEL FREDEN Annika | 1/1 | 100 | | | | | 1/1 | | | | | |
| 9 | TOVEBY Frida | 2/2 | 100 | 1/1 | | | | 1/1 | | | | | |
| 10 | UTKOVIC Teresa | 2/3 | 67 | | 2/2 | | | 0/1 | | | | | |
| 11 | ENSTROM Jessica | 1/2 | 50 | 1/1 | | 0/1 | | | | | | | |
| 12 | BENGTSSON Therese | | | | | | | | | | | | |
| 14 | ERIKSSON Sara | 0/1 | 0 | | 0/1 | | | | | 1 | 1 | | |
| 15 | AHLM Johanna | 6/14 | 43 | 1/1 | 1/1 | 2/9 | 1/2 | | 1/1 | 1 | | | |
| 16 | GRUNDSTROM Madeleine | | | | | | | | | | | | |
| 17 | TORSTENSON Linnea | 0/6 | 0 | | | 0/6 | | | | | 1 | | |
| 18 | WIBERG Johanna | | | | | | | | | | 2 | | |
| 20 | GULLDEN Isabelle | 2/5 | 40 | 0/1 | | 0/2 | | | 2/2 | | | | |
| | Bench/Team | | | | | | | | | 1 | | | |
| | Totals | 23/51 | 45 | 6/10 | 6/12 | 2/18 | 1/2 | 5/6 | 3/3 | 4 | 6 | 0 | 0 |

| Goalkeepers | | Saves | | | | | | | |
|-------------|----------------------|-------|----|-----|------|------|-----|-----|-----|
| No. | Name | S/S | % | 6m | Wing | 9m | 7m | FB | BT |
| 12 | BENGTSSON Therese | 1/5 | 20 | | 0/1 | 1/1 | 0/1 | 0/1 | 0/1 |
| 16 | GRUNDSTROM Madeleine | 12/38 | 32 | 0/2 | 4/10 | 4/8 | 2/7 | 1/3 | 1/8 |
| | Totals | 13/44 | 30 | 0/2 | 4/11 | 5/10 | 2/8 | 1/4 | 1/9 |

| 1st Half | |
|--------------------|---------------|
| 0 (1') 1 | AHLM J |
| OH S 1 (2') 1 | |
| 1 (3') 2 | AHLM J |
| OH S 2 (3') 2 | |
| 2 (4') 3 | AHLM J |
| 2 (5') 4 | AHLM J |
| 2 (6') 5 | BOSON M |
| HONG J 3 (7') 5 | |
| HONG J 4 (7') 5 | |
| 4 (8') 6 | HOLMGREN S |
| 4 (9') 7 | BOSON M |
| 4 (11') 8 | BOSON M |
| AN J 5 (12') 8 | |
| 5 (13') 9 | HOLMGREN S |
| HONG J 6 (13') 9 | |
| AN J 7 (14') 9 | |
| AN J 8 (16') 9 | |
| MOON P 9 (17') 9 | |
| PARK C 10 (18') 9 | |
| 10 (19') 10 | TOVEBY F |
| PARK C 11 (20') 10 | |
| PARK C 12 (22') 10 | |
| HONG J 13 (23') 10 | |
| PARK C 14 (24') 10 | |
| 14 (25') 11 | GULLDEN I |
| MOON P 15 (25') 11 | |
| 15 (26') 12 | BOSON M |
| AN J 16 (27') 12 | |
| HONG J 17 (28') 12 | |
| 17 (29') 13 | WIEL FREDEN A |
| AN J 18 (30') 13 | |

| 2nd Half | |
|--------------------|------------|
| 18 (31') 14 | AHLM J |
| HONG J 19 (32') 14 | |
| AN J 20 (34') 14 | |
| 20 (37') 15 | AHLM J |
| KIM O 21 (39') 15 | |
| 21 (40') 16 | BOSON M |
| KIM O 22 (41') 16 | |
| KIM O 23 (46') 16 | |
| 23 (47') 17 | GULLDEN I |
| 23 (47') 18 | HOLMGREN S |
| CHOI I 24 (48') 18 | |
| KIM C 25 (52') 18 | |
| 25 (52') 19 | ENSTROM J |
| 25 (53') 20 | TOVEBY F |
| 25 (54') 21 | BOSON M |
| PARK C 26 (55') 21 | |
| OH S 27 (55') 21 | |
| 27 (57') 22 | UTKOVIC T |
| AN J 28 (58') 22 | |
| 28 (58') 23 | UTKOVIC T |
| PARK C 29 (59') 23 | |
| OH Y 30 (60') 23 | |
| PARK C 31 (60') 23 | |

| | | | | | |
|-------------------------|------------------------|----------------------------------|-------------------------|-------------------------|-------------------------|
| Legend: | % Efficiency | 2Min 2 Minute Suspensions | 6m 6-metre Shots | 7m 7-metre Shots | 9m 9-metre Shots |
| BT Breakthroughs | EX Exclusions | FB Fast Breaks | G/S Goals/Shots | RC Red Cards | |
| S/S Saves/Shots | Wing Wing Shots | YC Yellow Cards | | | |



MATCH TEAM STATISTICS

参赛队技术统计 / STATISTIQUES DU MATCH PAR ÉQUIPE

KOR 31 - 23 SWE

(18 - 13) (13 - 10)

Referees: (19) BAUM M / (20) GORALCZYK M (POL)

KOR - Korea

| No. | Name | Shots | | | | | | | | Offence | | Defence | | Penalties | | | | TP |
|---------------|---------------|-------|-----|-----|------|------|-----|-----|-----|---------|----|---------|----|-----------|------|----|----|-------|
| | | G/S | % | 6m | Wing | 9m | 7m | FB | BT | AS | TF | ST | BS | YC | 2Min | RC | EX | |
| 1 | OH Yongran | 1/2 | 50 | | | 1/2 | | | | | | | | | | | | 60:00 |
| 3 | KIM Ona | 3/4 | 75 | | | | 2/3 | | 1/1 | | 1 | | | | | | | 7:20 |
| 4 | HUH Soonyoung | | | | | | | | | 2 | 1 | | | 1 | | | | 48:36 |
| 6 | SONG Hairim | | | | | | | | | | | | | | | | | |
| 7 | KIM Namsun | | | | | | | | | | | | | | | | | |
| 9 | KIM Chayoun | 1/1 | 100 | 1/1 | | | | | | | 1 | 1 | 1 | | | | | 20:33 |
| 10 | OH Seongok | 3/5 | 60 | | | 2/4 | | | 1/1 | 2 | 9 | | | | | | | 43:11 |
| 11 | HONG Jeongho | 6/8 | 75 | 1/1 | | 1/3 | 4/4 | | | 4 | 1 | 1 | 1 | | | | | 36:58 |
| 13 | PARK Chunghee | 7/12 | 58 | | 4/7 | | | 3/5 | | | | | | | | | | 53:53 |
| 16 | LEE Minhee | | | | | | | | | | | | | | | | | |
| 17 | AN Junghwa | 7/9 | 78 | | 3/5 | | | | 4/4 | 1 | | | | 1 | | | | 60:00 |
| 18 | BAE Minhee | | | | | | | | | | 1 | | | | 1 | | | 5:50 |
| 19 | CHOI Imjeong | 1/4 | 25 | | | 1/2 | 0/1 | | 0/1 | 1 | 2 | | | | | 1 | | 24:17 |
| 20 | MOON Pilhee | 2/5 | 40 | | | 0/3 | | | 2/2 | 5 | 3 | 1 | | | | | | 59:22 |
| | Bench/Team | | | | | | | | | | | | | | | | | |
| Totals | | 31/50 | 62 | 2/2 | 7/12 | 5/14 | 6/8 | 3/5 | 8/9 | 15 | 19 | 3 | 1 | 3 | 1 | 1 | 0 | |

| No. | Name | Total Shots | | 6m Shots | | Wing Shots | | 9m Shots | | 7m Shots | | Fast Breaks | | Breakthroughs | |
|---------------|------------|-------------|----|----------|----|------------|----|----------|----|----------|----|-------------|---|---------------|---|
| | | S/S | % | S/S | % | S/S | % | S/S | % | S/S | % | S/S | % | S/S | % |
| 1 | OH Yongran | 18/41 | 44 | 4/10 | 40 | 6/12 | 50 | 7/9 | 78 | 1/2 | 50 | 0/5 | 0 | 0/3 | 0 |
| 16 | LEE Minhee | | | | | | | | | | | | | | |
| Totals | | 18/41 | 44 | 4/10 | 40 | 6/12 | 50 | 7/9 | 78 | 1/2 | 50 | 0/5 | 0 | 0/3 | 0 |

| Team Shots | Goals | Saves | Missed | Post | Blocked | Total | % |
|---------------|-------|-------|--------|------|---------|-------|-----|
| 6m Shots | 2 | 0 | 0 | 0 | 0 | 2 | 100 |
| Wing Shots | 7 | 4 | 0 | 1 | 0 | 12 | 58 |
| 9m Shots | 5 | 5 | 2 | 0 | 2 | 14 | 36 |
| 7m Shots | 6 | 2 | 0 | 0 | n/a | 8 | 75 |
| Fast Breaks | 3 | 1 | 1 | 0 | 0 | 5 | 60 |
| Breakthroughs | 8 | 1 | 0 | 0 | 0 | 9 | 89 |
| Totals | 31 | 13 | 3 | 1 | 2 | 50 | 62 |

Number of Attacks: 65, Scoring Efficiency: 48%



OSC GYMNASIUM
 奥体中心体育馆
 GYMNASE DU CSO

WED 星期三 MER
 13 AUG 2008
 14:00

HANDBALL
 手球 / HANDBALL

WOMEN
 女子项目 / FEMMES

PRELIMINARY GROUP B - MATCH 15
 预赛B组 - 第15场 / PRÉLIMINAIRE GROUPE B - MATCH 15



MATCH TEAM STATISTICS

参赛队技术统计 / STATISTIQUES DU MATCH PAR ÉQUIPE

KOR 31 - 23 SWE
 (18 - 13) (13 - 10)

Referees: (19) BAUM M / (20) GORALCZYK M (POL)

KOR - Korea

Shots Distribution

Players
Goals / Shots

| | | | | | | |
|---------|---------|----------|---------|---------|---------|-----------|
| 3 KIM O | 4 HUH S | 6 SONG H | 7 KIM N | 9 KIM C | 10 OH S | 11 HONG J |
| 1/1 | 1/1 | 1/2 | | 1/1 | 2/3 | 2/2 0/1 |
| | | | | | | 1/1 3/3 |

1-Blocked 1-Missed

| | | | | |
|-----------|---------|----------|-----------|-----------|
| 13 PARK C | 17 AN J | 18 BAE M | 19 CHOI I | 20 MOON P |
| 1/1 3/4 | 2/3 | | 1/3 0/1 | 1/1 |
| 0/1 | 1/1 | 1/1 | | |
| 2/3 1/2 | 2/2 1/1 | | | 1/2 0/1 |

1-Missed 1-Post 1-Blocked

| Team | Offence | Defence | Goalkeepers | | | | | | | | | | | | | | | | | | | | | | | | | | | | | | | | | | | | |
|--|---------|---------|---------------|-----|--|-----|------|-----|-----|--|--|--|-----|-----|-----|-----|-----|-----|-----|------|-----|-----|-----|-----|-----|-----|-----|-----|------|-----|--|--|--|--|--|--|--|--|--|
| Goals / Shots | | | Saves / Shots | | | | | | | | | | | | | | | | | | | | | | | | | | | | | | | | | | | | |
| <table border="1"> <tr><td>5/7</td><td>5/9</td><td>1/1</td></tr> <tr><td>1/2</td><td></td><td>1/1</td></tr> <tr><td>9/12</td><td>4/6</td><td>5/6</td></tr> </table> <p>3-Missed 1-Post 2-Blocked</p> | 5/7 | 5/9 | 1/1 | 1/2 | | 1/1 | 9/12 | 4/6 | 5/6 | | | <table border="1"> <tr><td>3/6</td><td>3/4</td><td>1/2</td></tr> <tr><td>4/4</td><td>2/2</td><td>2/3</td></tr> <tr><td>1/6</td><td>2/10</td><td>0/4</td></tr> </table> <p>1 OH Y</p> <table border="1"> <tr><td>3/6</td><td>3/4</td><td>1/2</td></tr> <tr><td>4/4</td><td>2/2</td><td>2/3</td></tr> <tr><td>1/6</td><td>2/10</td><td>0/4</td></tr> </table> <p>16 LEE M</p> <table border="1"> <tr><td></td><td></td><td></td></tr> <tr><td></td><td></td><td></td></tr> <tr><td></td><td></td><td></td></tr> </table> | 3/6 | 3/4 | 1/2 | 4/4 | 2/2 | 2/3 | 1/6 | 2/10 | 0/4 | 3/6 | 3/4 | 1/2 | 4/4 | 2/2 | 2/3 | 1/6 | 2/10 | 0/4 | | | | | | | | | |
| 5/7 | 5/9 | 1/1 | | | | | | | | | | | | | | | | | | | | | | | | | | | | | | | | | | | | | |
| 1/2 | | 1/1 | | | | | | | | | | | | | | | | | | | | | | | | | | | | | | | | | | | | | |
| 9/12 | 4/6 | 5/6 | | | | | | | | | | | | | | | | | | | | | | | | | | | | | | | | | | | | | |
| 3/6 | 3/4 | 1/2 | | | | | | | | | | | | | | | | | | | | | | | | | | | | | | | | | | | | | |
| 4/4 | 2/2 | 2/3 | | | | | | | | | | | | | | | | | | | | | | | | | | | | | | | | | | | | | |
| 1/6 | 2/10 | 0/4 | | | | | | | | | | | | | | | | | | | | | | | | | | | | | | | | | | | | | |
| 3/6 | 3/4 | 1/2 | | | | | | | | | | | | | | | | | | | | | | | | | | | | | | | | | | | | | |
| 4/4 | 2/2 | 2/3 | | | | | | | | | | | | | | | | | | | | | | | | | | | | | | | | | | | | | |
| 1/6 | 2/10 | 0/4 | | | | | | | | | | | | | | | | | | | | | | | | | | | | | | | | | | | | | |
| | | | | | | | | | | | | | | | | | | | | | | | | | | | | | | | | | | | | | | | |
| | | | | | | | | | | | | | | | | | | | | | | | | | | | | | | | | | | | | | | | |
| | | | | | | | | | | | | | | | | | | | | | | | | | | | | | | | | | | | | | | | |



MATCH TEAM STATISTICS

参赛队技术统计 / STATISTIQUES DU MATCH PAR ÉQUIPE

KOR 31 - 23 SWE

(18 - 13) (13 - 10)

Referees: (19) BAUM M / (20) GORALCZYK M (POL)

SWE - Sweden

| No. | Name | Shots | | | | | | | | Offence | | Defence | | Penalties | | | TP | |
|---------------|----------------------|-------|-----|------|------|------|-----|-----|-----|---------|----|---------|----|-----------|------|----|----|-------|
| | | G/S | % | 6m | Wing | 9m | 7m | FB | BT | AS | TF | ST | BS | YC | 2Min | RC | | EX |
| 3 | FLOGNMAN Tina | | | | | | | | | | 1 | | | | 1 | | | 16:20 |
| 4 | BOSON Matilda | 6/11 | 55 | 2/2 | 3/8 | | | 1/1 | | 1 | 1 | 2 | | | | | | 55:00 |
| 5 | HOLMGREN Sara | 3/6 | 50 | 1/4 | | | | 2/2 | | 1 | 1 | | 1 | 1 | | | | 41:21 |
| 7 | WIEL FREDEN Annika | 1/1 | 100 | | | | | 1/1 | | 2 | 1 | 1 | | | | | | 35:34 |
| 9 | TOVEBY Frida | 2/2 | 100 | 1/1 | | | | 1/1 | | | 1 | | | | | | | 11:10 |
| 10 | UTKOVIC Teresa | 2/3 | 67 | | 2/2 | | | 0/1 | | | 2 | | | | | | | 23:12 |
| 11 | ENSTROM Jessica | 1/2 | 50 | 1/1 | | 0/1 | | | | | 1 | | | | | | | 11:11 |
| 12 | BENGTSSON Therese | | | | | | | | | | | | | | | | | 4:12 |
| 14 | ERIKSSON Sara | 0/1 | 0 | | 0/1 | | | | | 1 | 2 | | 1 | 1 | 1 | | | 34:19 |
| 15 | AHLM Johanna | 6/14 | 43 | 1/1 | 1/1 | 2/9 | 1/2 | | 1/1 | 7 | 1 | | | 1 | | | | 42:44 |
| 16 | GRUNDSTROM Madeleine | | | | | | | | | | | | | | | | | 53:54 |
| 17 | TORSTENSON Linnea | 0/6 | 0 | | | 0/6 | | | | | 5 | | 1 | | 1 | | | 39:02 |
| 18 | WIBERG Johanna | | | | | | | | | | | 2 | | | 2 | | | 18:12 |
| 20 | GULLDEN Isabelle | 2/5 | 40 | 0/1 | | 0/2 | | | 2/2 | 2 | 3 | | | | | | | 33:49 |
| | Bench/Team | | | | | | | | | | | | | 1 | | | | |
| Totals | | 23/51 | 45 | 6/10 | 6/12 | 2/18 | 1/2 | 5/6 | 3/3 | 13 | 19 | 6 | 2 | 4 | 6 | 0 | 0 | |

| No. | Name | Total Shots | | 6m Shots | | Wing Shots | | 9m Shots | | 7m Shots | | Fast Breaks | | Breakthroughs | |
|---------------|----------------------|-------------|----|----------|---|------------|----|----------|-----|----------|----|-------------|----|---------------|----|
| | | S/S | % | S/S | % | S/S | % | S/S | % | S/S | % | S/S | % | S/S | % |
| 12 | BENGTSSON Therese | 1/5 | 20 | | | 0/1 | 0 | 1/1 | 100 | 0/1 | 0 | 0/1 | 0 | 0/1 | 0 |
| 16 | GRUNDSTROM Madeleine | 12/38 | 32 | 0/2 | 0 | 4/10 | 40 | 4/8 | 50 | 2/7 | 29 | 1/3 | 33 | 1/8 | 13 |
| Totals | | 13/44 | 30 | 0/2 | 0 | 4/11 | 36 | 5/10 | 50 | 2/8 | 25 | 1/4 | 25 | 1/9 | 11 |

| Team Shots | Goals | Saves | Missed | Post | Blocked | Total | % |
|---------------|-------|-------|--------|------|---------|-------|-----|
| 6m Shots | 6 | 4 | 0 | 0 | 0 | 10 | 60 |
| Wing Shots | 6 | 6 | 0 | 0 | 0 | 12 | 50 |
| 9m Shots | 2 | 7 | 3 | 3 | 3 | 18 | 11 |
| 7m Shots | 1 | 1 | 0 | 0 | n/a | 2 | 50 |
| Fast Breaks | 5 | 0 | 0 | 1 | 0 | 6 | 83 |
| Breakthroughs | 3 | 0 | 0 | 0 | 0 | 3 | 100 |
| Totals | 23 | 18 | 3 | 4 | 3 | 51 | 45 |

Number of Attacks: 65, Scoring Efficiency: 35%



RESULTS
比赛成绩 / RÉSULTATS
GER 24 - 25 HUN
(14 - 12) (10 - 13)

Referees: (5) GJEDING M / (6) HANSEN M (DEN)

GER - Germany

| Players | | Shots | | | | | | | | Penalties | | | |
|---------|--------------------|-------|-----|-----|------|------|-----|-----|-----|-----------|------|----|----|
| No. | Name | G/S | % | 6m | Wing | 9m | 7m | FB | BT | YC | 2Min | RC | EX |
| 1 | ENGLERT Sabine | | | | | | | | | | | | |
| 2 | HARDTER Nadine | | | | | | | | | | | | |
| 4 | JURACK Grit | 1/10 | 10 | | | 1/8 | | 0/1 | 0/1 | | 1 | | |
| 7 | WORZ Nina Christin | 2/4 | 50 | 2/2 | | 0/2 | | | | | | | |
| 8 | MULLER Anne | 1/1 | 100 | | | | | 1/1 | | 1 | | | |
| 9 | STEINBACH Laura | 0/1 | 0 | | | 0/1 | | | | | | | |
| 10 | LOERPER Anna | | | | | | | | | | | | |
| 11 | HERING Mandy | 3/5 | 60 | 1/1 | 2/3 | | | 0/1 | | 1 | | | |
| 13 | KRAUSE Nadine | 9/13 | 69 | | | 3/6 | 3/4 | 1/1 | 2/2 | | | | |
| 15 | NEUKAMP Sabrina | 1/2 | 50 | | 1/2 | | | | | | | | |
| 16 | WOLTERING Clara | | | | | | | | | | | | |
| 18 | BAUMBACH Maren | 3/7 | 43 | | 0/2 | 1/1 | | 2/4 | | | | | |
| 19 | MELBECK Stefanie | 4/5 | 80 | | 4/5 | | | | | 1 | 2 | | |
| 20 | ALTHAUS Anja | | | | | | | | | | | 1 | |
| | Bench/Team | | | | | | | | | | | | |
| | Totals | 24/48 | 50 | 3/3 | 7/12 | 5/18 | 3/4 | 4/8 | 2/3 | 3 | 4 | 0 | 0 |

| Goalkeepers | | Saves | | | | | | | |
|-------------|-----------------|-------|----|-----|------|------|-----|-----|-----|
| No. | Name | S/S | % | 6m | Wing | 9m | 7m | FB | BT |
| 1 | ENGLERT Sabine | 11/34 | 32 | 3/7 | 3/5 | 3/12 | 0/2 | 2/5 | 0/3 |
| 16 | WOLTERING Clara | 1/3 | 33 | | 0/1 | 1/1 | 0/1 | | |
| | Totals | 12/37 | 32 | 3/7 | 3/6 | 4/13 | 0/3 | 2/5 | 0/3 |

HUN - Hungary

| Players | | Shots | | | | | | | | Penalties | | | |
|---------|---------------------|-------|-----|-----|------|------|-----|-----|-----|-----------|------|----|----|
| No. | Name | G/S | % | 6m | Wing | 9m | 7m | FB | BT | YC | 2Min | RC | EX |
| 2 | FERLING Bernadett | 1/1 | 100 | | | 1/1 | | | | | | | |
| 6 | VERTEN Orsolya | 5/8 | 63 | 2/2 | 1/3 | | | 0/1 | 2/2 | 1 | | | |
| 10 | PIGNICZKI Krisztina | | | | | | | | | | | | |
| 12 | HERR Orsolya | | | | | | | | | | | | |
| 13 | GORBICZ Anita | 9/13 | 69 | 0/1 | 1/1 | 3/5 | 3/4 | 1/1 | 1/1 | 1 | | | |
| 16 | PALINGER Katalin | | | | | | | | | | | | |
| 17 | TOTH Tímea | 4/10 | 40 | 0/1 | | 4/7 | | 0/2 | | | 2 | | |
| 18 | SZAMORANSKY Piroska | 1/1 | 100 | 1/1 | | | | | | | 1 | | |
| 22 | BODI Bernadett | 1/4 | 25 | | 1/2 | 0/1 | | 0/1 | | | | | |
| 23 | SZUCS Gabriella | 0/3 | 0 | | | 0/3 | | | | | 2 | | |
| 26 | BORBAS Rita | | | | | | | | | | | | |
| 31 | HORNYAK Agnes | 1/3 | 33 | 1/2 | | 0/1 | | | | | 1 | | |
| 83 | KOVACSICZ Monika | 0/1 | 0 | | 0/1 | | | | | | | | |
| 87 | TOMORI Szusanna | 3/5 | 60 | | | 1/3 | | 2/2 | | 1 | 1 | | |
| | Bench/Team | | | | | | | | | 1 | | | |
| | Totals | 25/49 | 51 | 4/7 | 3/7 | 9/21 | 3/4 | 3/7 | 3/3 | 4 | 7 | 0 | 0 |

| Goalkeepers | | Saves | | | | | | | |
|-------------|------------------|-------|----|-----|------|------|-----|-----|-----|
| No. | Name | S/S | % | 6m | Wing | 9m | 7m | FB | BT |
| 12 | HERR Orsolya | 0/3 | 0 | 0/2 | | 0/1 | | | |
| 16 | PALINGER Katalin | 14/35 | 40 | 0/1 | 4/11 | 7/11 | 1/4 | 1/5 | 1/3 |
| | Totals | 14/38 | 37 | 0/3 | 4/11 | 7/12 | 1/4 | 1/5 | 1/3 |

RUNNING SCORE
GER - HUN

| 1st Half | | |
|------------|-------------|---------------|
| | 0 (1') 1 | TOTH T |
| KRAUSE N | 1 (2') 1 | |
| | 1 (2') 2 | VERTEN O |
| JURACK G | 2 (3') 2 | |
| MELBECK S | 3 (4') 2 | |
| | 3 (5') 3 | GORBICZ A |
| HERING M | 4 (5') 3 | |
| WORZ NC | 5 (9') 3 | |
| | 5 (10') 4 | TOMORI Z |
| KRAUSE N | 6 (12') 4 | |
| | 6 (13') 5 | GORBICZ A |
| MELBECK S | 7 (14') 5 | |
| KRAUSE N | 8 (16') 5 | |
| HERING M | 9 (17') 5 | |
| WORZ NC | 10 (18') 5 | |
| | 10 (19') 6 | GORBICZ A |
| | 10 (20') 7 | TOMORI Z |
| | 10 (21') 8 | GORBICZ A |
| | 10 (23') 9 | TOMORI Z |
| | 10 (25') 10 | GORBICZ A |
| HERING M | 11 (26') 10 | |
| | 11 (27') 11 | VERTEN O |
| KRAUSE N | 12 (28') 11 | |
| MULLER A | 13 (29') 11 | |
| NEUKAMP S | 14 (30') 11 | |
| | 14 (30') 12 | GORBICZ A |
| 2nd Half | | |
| BAUMBACH M | 15 (34') 12 | |
| KRAUSE N | 16 (34') 12 | |
| KRAUSE N | 17 (36') 12 | |
| | 17 (36') 13 | HORNYAK A |
| MELBECK S | 18 (38') 13 | |
| | 18 (40') 14 | GORBICZ A |
| MELBECK S | 19 (40') 14 | |
| | 19 (41') 15 | FERLING B |
| BAUMBACH M | 20 (41') 15 | |
| | 20 (42') 16 | VERTEN O |
| KRAUSE N | 21 (43') 16 | |
| | 21 (44') 17 | SZAMORANSKY P |
| KRAUSE N | 22 (44') 17 | |
| | 22 (45') 18 | GORBICZ A |
| | 22 (45') 19 | TOTH T |
| | 22 (46') 20 | TOTH T |
| | 22 (48') 21 | VERTEN O |
| KRAUSE N | 23 (49') 21 | |
| | 23 (49') 22 | TOTH T |
| | 23 (50') 23 | BODI B |
| BAUMBACH M | 24 (52') 23 | |
| | 24 (54') 24 | VERTEN O |
| | 24 (59') 25 | GORBICZ A |

| Legend: | | | | | | | | | |
|---------|---------------|------|----------------------|----|---------------|-----|---------------|----|---------------|
| % | Efficiency | 2Min | 2 Minute Suspensions | 6m | 6-metre Shots | 7m | 7-metre Shots | 9m | 9-metre Shots |
| BT | Breakthroughs | EX | Exclusions | FB | Fast Breaks | G/S | Goals/Shots | RC | Red Cards |
| S/S | Saves/Shots | Wing | Wing Shots | YC | Yellow Cards | | | | |



MATCH TEAM STATISTICS

参赛队技术统计 / STATISTIQUES DU MATCH PAR ÉQUIPE

GER 24 - 25 HUN

(14 - 12) (10 - 13)

Referees: (5) GJEDING M / (6) HANSEN M (DEN)

GER - Germany

| No. | Name | Shots | | | | | | | | Offence | | Defence | | Penalties | | | | TP |
|-----|--------------------|-------|-----|-----|------|------|-----|-----|-----|---------|----|---------|----|-----------|------|----|-------|-------|
| | | G/S | % | 6m | Wing | 9m | 7m | FB | BT | AS | TF | ST | BS | YC | 2Min | RC | EX | |
| 1 | ENGLERT Sabine | | | | | | | | | | | | | | | | | 56:31 |
| 2 | HARDTER Nadine | | | | | | | | | | | | | | | | | |
| 4 | JURACK Grit | 1/10 | 10 | | | 1/8 | | 0/1 | 0/1 | 5 | 6 | 3 | 1 | | 1 | | 51:15 | |
| 7 | WORZ Nina Christin | 2/4 | 50 | 2/2 | | 0/2 | | | | 2 | 3 | | | | | | 34:35 | |
| 8 | MULLER Anne | 1/1 | 100 | | | | | 1/1 | | | | | | 1 | | | 28:12 | |
| 9 | STEINBACH Laura | 0/1 | 0 | | | 0/1 | | | | | | | | | | | 4:51 | |
| 10 | LOERPER Anna | | | | | | | | | | 1 | | | | | | 6:17 | |
| 11 | HERING Mandy | 3/5 | 60 | 1/1 | 2/3 | | | 0/1 | | 1 | 3 | | | 1 | | | 56:02 | |
| 13 | KRAUSE Nadine | 9/13 | 69 | | | 3/6 | 3/4 | 1/1 | 2/2 | 1 | 3 | | 1 | | | | 43:47 | |
| 15 | NEUKAMP Sabrina | 1/2 | 50 | | 1/2 | | | | | | | | | | | | 15:06 | |
| 16 | WOLTERING Clara | | | | | | | | | | | | | | | | 3:29 | |
| 18 | BAUMBACH Maren | 3/7 | 43 | | 0/2 | 1/1 | | 2/4 | | 3 | 3 | 1 | | | | | 36:49 | |
| 19 | MELBECK Stefanie | 4/5 | 80 | | 4/5 | | | | | 1 | | 1 | 1 | 1 | 2 | | 53:06 | |
| 20 | ALTHAUS Anja | | | | | | | | | 1 | 1 | | | | 1 | | 30:00 | |
| | Bench/Team | | | | | | | | | | | | | | | | | |
| | Totals | 24/48 | 50 | 3/3 | 7/12 | 5/18 | 3/4 | 4/8 | 2/3 | 14 | 20 | 5 | 3 | 3 | 4 | 0 | 0 | |

| No. | Name | Total Shots | | 6m Shots | | Wing Shots | | 9m Shots | | 7m Shots | | Fast Breaks | | Breakthroughs | |
|-----|-----------------|-------------|----|----------|----|------------|----|----------|-----|----------|---|-------------|----|---------------|---|
| | | S/S | % | S/S | % | S/S | % | S/S | % | S/S | % | S/S | % | S/S | % |
| 1 | ENGLERT Sabine | 11/34 | 32 | 3/7 | 43 | 3/5 | 60 | 3/12 | 25 | 0/2 | 0 | 2/5 | 40 | 0/3 | 0 |
| 16 | WOLTERING Clara | 1/3 | 33 | | | 0/1 | 0 | 1/1 | 100 | 0/1 | 0 | | | | |
| | Totals | 12/37 | 32 | 3/7 | 43 | 3/6 | 50 | 4/13 | 31 | 0/3 | 0 | 2/5 | 40 | 0/3 | 0 |

| Team Shots | Goals | Saves | Missed | Post | Blocked | Total | % |
|---------------|-------|-------|--------|------|---------|-------|-----|
| 6m Shots | 3 | 0 | 0 | 0 | 0 | 3 | 100 |
| Wing Shots | 7 | 4 | 1 | 0 | 0 | 12 | 58 |
| 9m Shots | 5 | 7 | 2 | 1 | 3 | 18 | 28 |
| 7m Shots | 3 | 1 | 0 | 0 | n/a | 4 | 75 |
| Fast Breaks | 4 | 1 | 1 | 1 | 1 | 8 | 50 |
| Breakthroughs | 2 | 1 | 0 | 0 | 0 | 3 | 67 |
| Totals | 24 | 14 | 4 | 2 | 4 | 48 | 50 |

Number of Attacks: 62, Scoring Efficiency: 39%



OSC GYMNASIUM
 奥体中心体育馆
 GYMNASE DU CSO

WED 星期三 MER
 13 AUG 2008
 20:45

HANDBALL
 手球 / HANDBALL

WOMEN
 女子项目 / FEMMES

PRELIMINARY GROUP B - MATCH 18
 预赛B组 - 第18场 / PRÉLIMINAIRE GROUPE B - MATCH 18



MATCH TEAM STATISTICS

参赛队技术统计 / STATISTIQUES DU MATCH PAR ÉQUIPE

GER 24 - 25 HUN
 (14 - 12) (10 - 13)

Referees: (5) GJEDING M / (6) HANSEN M (DEN)

GER - Germany

Shots Distribution

| Players | | | Goals / Shots | | | |
|-------------|--------------|---------------|---------------|---------------|--------------|-------------|
| 2 HARDTER N | 4 JURACK G | 7 WORZ NC | 8 MULLER A | 9 STEINBACH L | 10 LOERPER A | 11 HERING M |
| | 0/2 | | | | | 1/1 |
| | 0/1 | | | | | 0/1 |
| | | 1/1 | | | | |
| | | 0/1 | | | | 1/1 |
| | 2-Missed | 2-Blocked | 1-Missed | | | 1-Post |
| 13 KRAUSE N | 15 NEUKAMP S | 18 BAUMBACH M | 19 MELBECK S | 20 ALTHAUS A | | |
| 1/1 | | 0/1 | | | | |
| 0/1 | 0/1 | | 2/3 | | | |
| 3/4 | 1/1 | 1/1 | 2/2 | | | |
| 1-Post | 1-Blocked | 1-Missed | 1-Blocked | | | |

Team

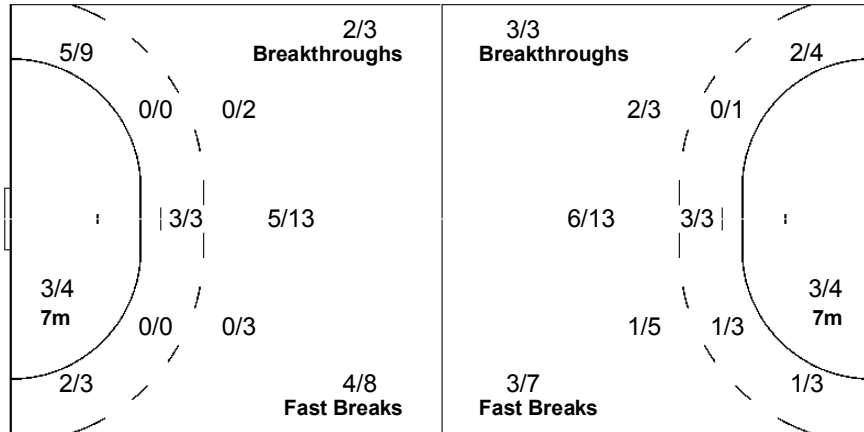
Offence

Defence

Goalkeepers

Goals / Shots

| | | |
|----------|--------|-----------|
| 2/4 | 0/1 | 5/5 |
| 2/7 | | 3/4 |
| 5/8 | 5/5 | 2/4 |
| 4-Missed | 2-Post | 4-Blocked |



Saves / Shots

| | | |
|------|-----|-----|
| 0/1 | 1/1 | 1/5 |
| 1/1 | 0/1 | 2/3 |
| 4/11 | 1/5 | 2/9 |

1 ENGLERT S

| | | |
|-----|-----|-----|
| 0/1 | | 1/5 |
| 1/1 | 0/1 | 2/3 |
| 4/9 | 1/5 | 2/9 |

16 WOLTERING C

| | | |
|-----|-----|--|
| | 1/1 | |
| 0/2 | | |



MATCH TEAM STATISTICS

参赛队技术统计 / STATISTIQUES DU MATCH PAR ÉQUIPE

GER 24 - 25 HUN

(14 - 12) (10 - 13)

Referees: (5) GJEDING M / (6) HANSEN M (DEN)

HUN - Hungary

| No. | Name | Shots | | | | | | | | Offence | | Defence | | Penalties | | | TP | |
|---------------|---------------------|-------|-----|-----|------|------|-----|-----|-----|---------|----|---------|----|-----------|------|----|----|-------|
| | | G/S | % | 6m | Wing | 9m | 7m | FB | BT | AS | TF | ST | BS | YC | 2Min | RC | | EX |
| 2 | FERLING Bernadett | 1/1 | 100 | | | 1/1 | | | | 2 | | 1 | | | | | | 15:06 |
| 6 | VERTEN Orsolya | 5/8 | 63 | 2/2 | 1/3 | | | 0/1 | 2/2 | 1 | 1 | 1 | | 1 | | | | 53:14 |
| 10 | PIGNICZKI Krisztina | | | | | | | | | | | | | | | | | |
| 12 | HERR Orsolya | | | | | | | | | | | | | | | | | 3:18 |
| 13 | GORBICZ Anita | 9/13 | 69 | 0/1 | 1/1 | 3/5 | 3/4 | 1/1 | 1/1 | 4 | 4 | | | 1 | | | | 59:49 |
| 16 | PALINGER Katalin | | | | | | | | | | | | | | | | | 56:42 |
| 17 | TOTH Tímea | 4/10 | 40 | 0/1 | | 4/7 | | 0/2 | | | 4 | | | | | 2 | | 29:55 |
| 18 | SZAMORANSKY Piroska | 1/1 | 100 | 1/1 | | | | | | 1 | 1 | | | | 1 | | | 46:22 |
| 22 | BODI Bernadett | 1/4 | 25 | | 1/2 | 0/1 | | 0/1 | | 1 | 1 | | | | | | | 36:46 |
| 23 | SZUCS Gabriella | 0/3 | 0 | | | 0/3 | | | | 2 | 1 | 1 | 1 | | 2 | | | 24:30 |
| 26 | BORBAS Rita | | | | | | | | | | | | | | | | | |
| 31 | HORNYAK Agnes | 1/3 | 33 | 1/2 | | 0/1 | | | | | 1 | | 1 | | 1 | | | 25:14 |
| 83 | KOVACSICZ Monika | 0/1 | 0 | | 0/1 | | | | | | 1 | | | | | | | 23:14 |
| 87 | TOMORI Zsuzsanna | 3/5 | 60 | | | 1/3 | | 2/2 | | 1 | 2 | 1 | 1 | 1 | 1 | | | 45:50 |
| | Bench/Team | | | | | | | | | | | | | 1 | | | | |
| Totals | | 25/49 | 51 | 4/7 | 3/7 | 9/21 | 3/4 | 3/7 | 3/3 | 12 | 16 | 3 | 4 | 4 | 7 | 0 | 0 | |

| No. | Name | Total Shots | | 6m Shots | | Wing Shots | | 9m Shots | | 7m Shots | | Fast Breaks | | Breakthroughs | |
|---------------|------------------|-------------|----|----------|---|------------|----|----------|----|----------|----|-------------|----|---------------|----|
| | | S/S | % | S/S | % | S/S | % | S/S | % | S/S | % | S/S | % | S/S | % |
| 12 | HERR Orsolya | 0/3 | 0 | 0/2 | 0 | | | 0/1 | 0 | | | | | | |
| 16 | PALINGER Katalin | 14/35 | 40 | 0/1 | 0 | 4/11 | 36 | 7/11 | 64 | 1/4 | 25 | 1/5 | 20 | 1/3 | 33 |
| Totals | | 14/38 | 37 | 0/3 | 0 | 4/11 | 36 | 7/12 | 58 | 1/4 | 25 | 1/5 | 20 | 1/3 | 33 |

| Team Shots | Goals | Saves | Missed | Post | Blocked | Total | % |
|---------------|-------|-------|--------|------|---------|-------|-----|
| 6m Shots | 4 | 3 | 0 | 0 | 0 | 7 | 57 |
| Wing Shots | 3 | 3 | 1 | 0 | 0 | 7 | 43 |
| 9m Shots | 9 | 4 | 2 | 4 | 2 | 21 | 43 |
| 7m Shots | 3 | 0 | 1 | 0 | n/a | 4 | 75 |
| Fast Breaks | 3 | 2 | 0 | 2 | 0 | 7 | 43 |
| Breakthroughs | 3 | 0 | 0 | 0 | 0 | 3 | 100 |
| Totals | 25 | 12 | 4 | 6 | 2 | 49 | 51 |

Number of Attacks: 61, Scoring Efficiency: 41%



RESULTS

比赛成绩 / RÉSULTATS

BRA 33 - 32 KOR

(17 - 12) (16 - 20)

Referees: (17) LICIS R / (18) STOLAROV S Z (LAT)

BRA - Brazil

| Players | | Shots | | | | | | | | Penalties | | | |
|---------|----------------------|-------|-----|-----|------|------|-----|-----|------|-----------|------|----|----|
| No. | Name | G/S | % | 6m | Wing | 9m | 7m | FB | BT | YC | 2Min | RC | EX |
| 1 | MASSON Chana | | | | | | | | | | | | |
| 2 | DINIZ Fabiana | | | | | | | | | 1 | 1 | | |
| 3 | NASCIMENTO Alexandra | 9/11 | 82 | 1/1 | 1/1 | 0/2 | 3/3 | 4/4 | | | | 1 | |
| 5 | PIEADA Daniela | 0/1 | 0 | | | | | 0/1 | | | | 2 | |
| 6 | AMORIM Eduarda | 2/3 | 67 | | | 1/2 | | | 1/1 | | | | |
| 7 | OLIVEIRA Alessandra | 4/6 | 67 | 4/6 | | | | | | | | | |
| 9 | RODRIGUES Ana | 7/9 | 78 | | | 6/8 | | | 1/1 | | | | |
| 10 | ROSAS Aline | 6/9 | 67 | | 2/3 | | 0/1 | 2/2 | 2/3 | | | | |
| 11 | JACQUES Viviane | 1/1 | 100 | | | | | 1/1 | | | | | |
| 13 | SILVA Lucila | 0/1 | 0 | | | 0/1 | | | | | | | |
| 17 | MESQUITA Idalina | | | | | | | | | | | | |
| 18 | CAVALEIRO Deonise | 3/7 | 43 | | 0/1 | 1/1 | | | 2/5 | 1 | | | |
| 19 | SANTOS Aline | 1/3 | 33 | | | 1/2 | 0/1 | | | 1 | 1 | | |
| 23 | de PAULA Daryl | | | | | | | | | | | | |
| | Bench/Team | | | | | | | | | 1 | 1 | | |
| | Totals | 33/51 | 65 | 5/7 | 3/5 | 9/16 | 3/5 | 7/8 | 6/10 | 4 | 6 | 0 | 0 |

| Goalkeepers | | Saves | | | | | | | |
|-------------|----------------|-------|----|-----|------|-----|------|-----|-----|
| No. | Name | S/S | % | 6m | Wing | 9m | 7m | FB | BT |
| 1 | MASSON Chana | 4/27 | 15 | 0/2 | 2/7 | 1/5 | 1/6 | 0/6 | 0/1 |
| 23 | de PAULA Daryl | 2/11 | 18 | 1/1 | 1/3 | 0/2 | 0/4 | 0/1 | |
| | Totals | 6/38 | 16 | 1/3 | 3/10 | 1/7 | 1/10 | 0/7 | 0/1 |

KOR - Korea

| Players | | Shots | | | | | | | | Penalties | | | |
|---------|---------------|-------|-----|-----|------|------|------|-----|-----|-----------|------|----|----|
| No. | Name | G/S | % | 6m | Wing | 9m | 7m | FB | BT | YC | 2Min | RC | EX |
| 1 | OH Yongran | | | | | | | | | | | | |
| 3 | KIM Ona | 1/2 | 50 | | | 1/1 | 0/1 | | | | | | |
| 4 | HUH Soonyoung | 3/3 | 100 | 1/1 | | | | 2/2 | | 1 | 3 | 1 | |
| 6 | SONG Hairim | | | | | | | | | | | | |
| 7 | KIM Namsun | 3/4 | 75 | | 2/3 | | | 1/1 | | | | | |
| 9 | KIM Chayoun | 2/4 | 50 | | 2/4 | | | | | | | | |
| 10 | OH Seongok | 2/4 | 50 | 0/1 | | 0/1 | | 2/2 | | | | | |
| 11 | HONG Jeongho | 10/11 | 91 | | | 1/1 | 9/10 | | | | | | |
| 13 | PARK Chunghee | 2/2 | 100 | | 2/2 | | | | | | | | |
| 16 | LEE Minhee | | | | | | | | | | | | |
| 17 | AN Junghwa | 2/2 | 100 | | 1/1 | | | 1/1 | | | | | |
| 18 | BAE Minhee | 0/1 | 0 | | 0/1 | | | | | | | 1 | |
| 19 | CHOI Imjeong | 4/5 | 80 | 1/1 | | 2/3 | | | 1/1 | 1 | | | |
| 20 | MOON Pilhee | 3/9 | 33 | | 0/1 | 2/7 | | 1/1 | | | 1 | | |
| | Bench/Team | | | | | | | | | 1 | | | |
| | Totals | 32/47 | 68 | 2/3 | 7/12 | 6/13 | 9/11 | 7/7 | 1/1 | 3 | 5 | 1 | 0 |

| Goalkeepers | | Saves | | | | | | | |
|-------------|------------|-------|----|-----|------|------|-----|-----|-----|
| No. | Name | S/S | % | 6m | Wing | 9m | 7m | FB | BT |
| 1 | OH Yongran | 10/35 | 29 | 1/5 | 1/4 | 4/9 | 2/3 | 0/7 | 2/7 |
| 16 | LEE Minhee | 0/8 | 0 | 0/1 | | 0/4 | 0/2 | | 0/1 |
| | Totals | 10/43 | 23 | 1/6 | 1/4 | 4/13 | 2/5 | 0/7 | 2/8 |

RUNNING SCORE

BRA - KOR

| | | 1st Half | |
|--------------|----------|----------|---|
| | | 0 (1') | 1 |
| NASCIMENTO A | 1 (4') | 1 | |
| ROSAS A | 2 (6') | 1 | |
| | 2 (7') | 2 | |
| CAVALEIRO D | 3 (7') | 2 | |
| NASCIMENTO A | 4 (8') | 2 | |
| | 4 (10') | 3 | |
| NASCIMENTO A | 5 (10') | 3 | |
| | 5 (11') | 4 | |
| ROSAS A | 6 (12') | 4 | |
| | 6 (13') | 5 | |
| NASCIMENTO A | 7 (14') | 5 | |
| CAVALEIRO D | 8 (15') | 5 | |
| | 8 (16') | 6 | |
| OLIVEIRA A | 9 (16') | 6 | |
| | 9 (17') | 7 | |
| NASCIMENTO A | 10 (17') | 7 | |
| | 10 (18') | 8 | |
| OLIVEIRA A | 11 (19') | 8 | |
| | 11 (21') | 9 | |
| SANTOS A | 12 (22') | 9 | |
| | 12 (22') | 10 | |
| RODRIGUES A | 13 (23') | 10 | |
| | 13 (24') | 11 | |
| ROSAS A | 14 (25') | 11 | |
| NASCIMENTO A | 15 (26') | 11 | |
| | 15 (27') | 12 | |
| RODRIGUES A | 16 (28') | 12 | |
| JACQUES V | 17 (29') | 12 | |

2nd Half

| | | | |
|--------------|----------|----|--|
| ROSAS A | 18 (32') | 12 | |
| | 18 (33') | 13 | |
| | 18 (33') | 14 | |
| | 18 (34') | 15 | |
| AMORIM E | 19 (35') | 15 | |
| | 19 (35') | 16 | |
| OLIVEIRA A | 20 (36') | 16 | |
| | 20 (37') | 17 | |
| ROSAS A | 21 (39') | 17 | |
| | 21 (39') | 18 | |
| | 21 (40') | 19 | |
| CAVALEIRO D | 22 (40') | 19 | |
| NASCIMENTO A | 23 (43') | 19 | |
| | 23 (43') | 20 | |
| OLIVEIRA A | 24 (44') | 20 | |
| | 24 (44') | 21 | |
| RODRIGUES A | 25 (45') | 21 | |
| | 25 (45') | 22 | |
| | 25 (46') | 23 | |
| | 25 (47') | 24 | |
| | 25 (48') | 25 | |
| ROSAS A | 26 (49') | 25 | |
| AMORIM E | 27 (50') | 25 | |
| | 27 (50') | 26 | |
| RODRIGUES A | 28 (51') | 26 | |
| RODRIGUES A | 29 (52') | 26 | |
| | 29 (52') | 27 | |
| NASCIMENTO A | 30 (53') | 27 | |
| | 30 (53') | 28 | |
| NASCIMENTO A | 31 (54') | 28 | |
| | 31 (55') | 29 | |
| | 31 (56') | 30 | |
| | 31 (57') | 31 | |
| RODRIGUES A | 32 (57') | 31 | |
| | 32 (58') | 32 | |
| RODRIGUES A | 33 (60') | 32 | |

| Legend: | |
|---------|----------------------|
| % | Efficiency |
| BT | Breakthroughs |
| S/S | Saves/Shots |
| 2Min | 2 Minute Suspensions |
| EX | Exclusions |
| Wing | Wing Shots |
| 6m | 6-metre Shots |
| FB | Fast Breaks |
| YC | Yellow Cards |
| 7m | 7-metre Shots |
| G/S | Goals/Shots |
| 9m | 9-metre Shots |
| RC | Red Cards |



MATCH TEAM STATISTICS

参赛队技术统计 / STATISTIQUES DU MATCH PAR ÉQUIPE

BRA 33 - 32 KOR

(17 - 12) (16 - 20)

Referees: (17) LICIS R / (18) STOLAROVZ Z (LAT)

BRA - Brazil

| No. | Name | Shots | | | | | | | | Offence | | Defence | | Penalties | | | TP | |
|---------------|----------------------|-------|-----|-----|------|------|-----|-----|------|---------|----|---------|----|-----------|------|----|----|-------|
| | | G/S | % | 6m | Wing | 9m | 7m | FB | BT | AS | TF | ST | BS | YC | 2Min | RC | | EX |
| 1 | MASSON Chana | | | | | | | | | 2 | | | | | | | | 49:55 |
| 2 | DINIZ Fabiana | | | | | | | | | | | | | 1 | 1 | | | 9:24 |
| 3 | NASCIMENTO Alexandra | 9/11 | 82 | 1/1 | 1/1 | 0/2 | 3/3 | 4/4 | | 2 | 3 | 3 | | | 1 | | | 59:04 |
| 5 | PIEADADE Daniela | 0/1 | 0 | | | | | 0/1 | | | | 1 | | | 2 | | | 34:05 |
| 6 | AMORIM Eduarda | 2/3 | 67 | | | 1/2 | | | 1/1 | 2 | 2 | | | | | | | 15:46 |
| 7 | OLIVEIRA Alessandra | 4/6 | 67 | 4/6 | | | | | | 1 | | 2 | | | | | | 49:25 |
| 9 | RODRIGUES Ana | 7/9 | 78 | | | 6/8 | | | 1/1 | | 2 | | | | | | | 14:37 |
| 10 | ROSAS Aline | 6/9 | 67 | | 2/3 | | 0/1 | 2/2 | 2/3 | | 2 | | | | | | | 60:00 |
| 11 | JACQUES Viviane | 1/1 | 100 | | | | | 1/1 | | | | 1 | | | | | | 4:23 |
| 13 | SILVA Lucila | 0/1 | 0 | | | 0/1 | | | | 2 | 2 | | | | | | | 10:05 |
| 17 | MESQUITA Idalina | | | | | | | | | | | | | | | | | |
| 18 | CAVALEIRO Deonise | 3/7 | 43 | | 0/1 | 1/1 | | | 2/5 | 3 | 4 | | | 1 | | | | 56:33 |
| 19 | SANTOS Aline | 1/3 | 33 | | | 1/2 | 0/1 | | | 3 | | | 2 | 1 | 1 | | | 46:38 |
| 23 | de PAULA Darly | | | | | | | | | | | | | | | | | 10:05 |
| | Bench/Team | | | | | | | | | | | | | 1 | 1 | | | |
| Totals | | 33/51 | 65 | 5/7 | 3/5 | 9/16 | 3/5 | 7/8 | 6/10 | 15 | 15 | 6 | 3 | 4 | 6 | 0 | 0 | |

| No. | Name | Total Shots | | 6m Shots | | Wing Shots | | 9m Shots | | 7m Shots | | Fast Breaks | | Breakthroughs | |
|---------------|----------------|-------------|----|----------|-----|------------|----|----------|----|----------|----|-------------|---|---------------|---|
| | | S/S | % | S/S | % | S/S | % | S/S | % | S/S | % | S/S | % | S/S | % |
| 1 | MASSON Chana | 4/27 | 15 | 0/2 | 0 | 2/7 | 29 | 1/5 | 20 | 1/6 | 17 | 0/6 | 0 | 0/1 | 0 |
| 23 | de PAULA Darly | 2/11 | 18 | 1/1 | 100 | 1/3 | 33 | 0/2 | 0 | 0/4 | 0 | 0/1 | 0 | | |
| Totals | | 6/38 | 16 | 1/3 | 33 | 3/10 | 30 | 1/7 | 14 | 1/10 | 10 | 0/7 | 0 | 0/1 | 0 |

| Team Shots | Goals | Saves | Missed | Post | Blocked | Total | % |
|---------------|-------|-------|--------|------|---------|-------|----|
| 6m Shots | 5 | 1 | 0 | 1 | 0 | 7 | 71 |
| Wing Shots | 3 | 1 | 1 | 0 | 0 | 5 | 60 |
| 9m Shots | 9 | 4 | 0 | 2 | 1 | 16 | 56 |
| 7m Shots | 3 | 2 | 0 | 0 | n/a | 5 | 60 |
| Fast Breaks | 7 | 0 | 0 | 1 | 0 | 8 | 88 |
| Breakthroughs | 6 | 2 | 2 | 0 | 0 | 10 | 60 |
| Totals | 33 | 10 | 3 | 4 | 1 | 51 | 65 |

Number of Attacks: 62, Scoring Efficiency: 53%



MATCH TEAM STATISTICS
 参赛队技术统计 / STATISTIQUES DU MATCH PAR ÉQUIPE

BRA 33 - 32 KOR
 (17 - 12) (16 - 20)

Referees: (17) LICIS R / (18) STOLAROV S (LAT)

BRA - Brazil

Shots Distribution

| Players | | | |
|---------------|----------------|---------------|----------------|
| Goals / Shots | | | |
| 2 DINIZ F | 3 NASCIMENTO A | 5 PIEDADE D | 6 AMORIM E |
| | 2/2 | | 1/1 |
| | | | 1/1 |
| | 2/2 1/1 3/3 | | 1/1 |
| | 1-Blocked | 1-Post | 1-Post |
| 7 OLIVEIRA A | 9 RODRIGUES A | 10 ROSAS A | |
| | 1/1 2/2 | 2/2 | |
| 0/1 | 1/1 1/1 | | |
| | 1/1 0/1 1/2 | 0/1 1/1 3/3 | |
| | 1-Post | 2-Missed | |
| 11 JACQUES V | 13 SILVA L | 17 MESQUITA I | 18 CAVALEIRO D |
| | | | 2/3 0/1 |
| | | | 0/1 |
| 1/1 | | | 1/1 |
| | 1-Post | | 1-Missed |
| 19 SANTOS A | | | |
| | | | 1/2 0/1 |

| Team | Offence | Defence | Goalkeepers | | | | | | | | | | | | | | | | | | | | | | | | | | | | | | | | | | | | |
|---|---------|---------|---------------|-----|--|-----|-----|-----|-------|--|--|--|-----|-----|-----|-----|--|-----|-----|-----|-----|-----|-----|-----|-----|--|-----|-----|-----|-----|-----|-----|-----|-----|--|--|-----|-----|-----|
| Goals / Shots | | | Saves / Shots | | | | | | | | | | | | | | | | | | | | | | | | | | | | | | | | | | | | |
| <table border="1"> <tr><td>3/4</td><td>4/4</td><td>4/5</td></tr> <tr><td>1/2</td><td></td><td>2/4</td></tr> <tr><td>6/8</td><td>2/4</td><td>11/12</td></tr> </table> <p>3-Missed 4-Post 1-Blocked</p> | 3/4 | 4/4 | 4/5 | 1/2 | | 2/4 | 6/8 | 2/4 | 11/12 |  |  | <table border="1"> <tr><td>1/8</td><td>2/3</td><td>1/8</td></tr> <tr><td>1/2</td><td></td><td>0/2</td></tr> <tr><td>0/8</td><td>1/5</td><td>0/2</td></tr> </table> <p>1 MASSON C</p> <table border="1"> <tr><td>1/6</td><td>1/2</td><td>1/6</td></tr> <tr><td>0/1</td><td></td><td>0/2</td></tr> <tr><td>0/6</td><td>1/3</td><td>0/1</td></tr> </table> <p>23 de PAULA D</p> <table border="1"> <tr><td>0/2</td><td>1/1</td><td>0/2</td></tr> <tr><td>1/1</td><td></td><td></td></tr> <tr><td>0/2</td><td>0/2</td><td>0/1</td></tr> </table> | 1/8 | 2/3 | 1/8 | 1/2 | | 0/2 | 0/8 | 1/5 | 0/2 | 1/6 | 1/2 | 1/6 | 0/1 | | 0/2 | 0/6 | 1/3 | 0/1 | 0/2 | 1/1 | 0/2 | 1/1 | | | 0/2 | 0/2 | 0/1 |
| 3/4 | 4/4 | 4/5 | | | | | | | | | | | | | | | | | | | | | | | | | | | | | | | | | | | | | |
| 1/2 | | 2/4 | | | | | | | | | | | | | | | | | | | | | | | | | | | | | | | | | | | | | |
| 6/8 | 2/4 | 11/12 | | | | | | | | | | | | | | | | | | | | | | | | | | | | | | | | | | | | | |
| 1/8 | 2/3 | 1/8 | | | | | | | | | | | | | | | | | | | | | | | | | | | | | | | | | | | | | |
| 1/2 | | 0/2 | | | | | | | | | | | | | | | | | | | | | | | | | | | | | | | | | | | | | |
| 0/8 | 1/5 | 0/2 | | | | | | | | | | | | | | | | | | | | | | | | | | | | | | | | | | | | | |
| 1/6 | 1/2 | 1/6 | | | | | | | | | | | | | | | | | | | | | | | | | | | | | | | | | | | | | |
| 0/1 | | 0/2 | | | | | | | | | | | | | | | | | | | | | | | | | | | | | | | | | | | | | |
| 0/6 | 1/3 | 0/1 | | | | | | | | | | | | | | | | | | | | | | | | | | | | | | | | | | | | | |
| 0/2 | 1/1 | 0/2 | | | | | | | | | | | | | | | | | | | | | | | | | | | | | | | | | | | | | |
| 1/1 | | | | | | | | | | | | | | | | | | | | | | | | | | | | | | | | | | | | | | | |
| 0/2 | 0/2 | 0/1 | | | | | | | | | | | | | | | | | | | | | | | | | | | | | | | | | | | | | |



MATCH TEAM STATISTICS

参赛队技术统计 / STATISTIQUES DU MATCH PAR ÉQUIPE

BRA 33 - 32 KOR

(17 - 12) (16 - 20)

Referees: (17) LICIS R / (18) STOLAROV S (LAT)

KOR - Korea

| No. | Name | Shots | | | | | | | | Offence | | Defence | | Penalties | | | TP | |
|-----|---------------|-------|-----|-----|------|------|------|-----|-----|---------|----|---------|----|-----------|------|----|----|-------|
| | | G/S | % | 6m | Wing | 9m | 7m | FB | BT | AS | TF | ST | BS | YC | 2Min | RC | | EX |
| 1 | OH Yongran | | | | | | | | | | | 1 | | | | | | 48:03 |
| 3 | KIM Ona | 1/2 | 50 | | | 1/1 | 0/1 | | | 2 | 3 | | | | | | | 8:20 |
| 4 | HUH Soonyoung | 3/3 | 100 | 1/1 | | | | 2/2 | | 1 | | 2 | | 1 | 3 | 1 | | 54:54 |
| 6 | SONG Hairim | | | | | | | | | | | | | | | | | |
| 7 | KIM Namsun | 3/4 | 75 | | 2/3 | | | 1/1 | | | | 1 | | | | | | 18:11 |
| 9 | KIM Chayoun | 2/4 | 50 | | 2/4 | | | | | 1 | 1 | | | | | | | 32:47 |
| 10 | OH Seongok | 2/4 | 50 | 0/1 | | 0/1 | | 2/2 | | 6 | 6 | 1 | | | | | | 49:13 |
| 11 | HONG Jeongho | 10/11 | 91 | | | 1/1 | 9/10 | | | 2 | | | | | | | | 25:06 |
| 13 | PARK Chunghee | 2/2 | 100 | | 2/2 | | | | | | | | | | | | | 8:14 |
| 16 | LEE Minhee | | | | | | | | | | | | | | | | | 11:57 |
| 17 | AN Junghwa | 2/2 | 100 | | 1/1 | | | 1/1 | | 1 | 2 | | | | | | | 41:49 |
| 18 | BAE Minhee | 0/1 | 0 | | 0/1 | | | | | | | | | | | 1 | | 30:00 |
| 19 | CHOI Imjeong | 4/5 | 80 | 1/1 | | 2/3 | | | 1/1 | 1 | 1 | | 1 | 1 | | | | 32:30 |
| 20 | MOON Pilhee | 3/9 | 33 | | 0/1 | 2/7 | | 1/1 | | 6 | 3 | | | | | 1 | | 58:56 |
| | Bench/Team | | | | | | | | | | | | | 1 | | | | |
| | Totals | 32/47 | 68 | 2/3 | 7/12 | 6/13 | 9/11 | 7/7 | 1/1 | 20 | 17 | 4 | 1 | 3 | 5 | 1 | 0 | |

| No. | Name | Total Shots | | 6m Shots | | Wing Shots | | 9m Shots | | 7m Shots | | Fast Breaks | | Breakthroughs | |
|-----|---------------|-------------|----|----------|----|------------|----|----------|----|----------|----|-------------|---|---------------|----|
| | | S/S | % | S/S | % | S/S | % | S/S | % | S/S | % | S/S | % | S/S | % |
| 1 | OH Yongran | 10/35 | 29 | 1/5 | 20 | 1/4 | 25 | 4/9 | 44 | 2/3 | 67 | 0/7 | 0 | 2/7 | 29 |
| 16 | LEE Minhee | 0/8 | 0 | 0/1 | 0 | | | 0/4 | 0 | 0/2 | 0 | | | 0/1 | 0 |
| | Totals | 10/43 | 23 | 1/6 | 17 | 1/4 | 25 | 4/13 | 31 | 2/5 | 40 | 0/7 | 0 | 2/8 | 25 |

| Team Shots | Goals | Saves | Missed | Post | Blocked | Total | % |
|---------------|-------|-------|--------|------|---------|-------|-----|
| 6m Shots | 2 | 1 | 0 | 0 | 0 | 3 | 67 |
| Wing Shots | 7 | 3 | 1 | 1 | 0 | 12 | 58 |
| 9m Shots | 6 | 1 | 2 | 1 | 3 | 13 | 46 |
| 7m Shots | 9 | 1 | 0 | 1 | n/a | 11 | 82 |
| Fast Breaks | 7 | 0 | 0 | 0 | 0 | 7 | 100 |
| Breakthroughs | 1 | 0 | 0 | 0 | 0 | 1 | 100 |
| Totals | 32 | 6 | 3 | 3 | 3 | 47 | 68 |

Number of Attacks: 61, Scoring Efficiency: 52%



OSC GYMNASIUM
 奥体中心体育馆
 GYMNASE DU CSO

FRI 星期五 VEN
 15 AUG 2008
 10:45

HANDBALL
 手球 / HANDBALL

WOMEN
 女子项目 / FEMMES

PRELIMINARY GROUP B - MATCH 20
 预赛B组 - 第20场 / PRÉLIMINAIRE GROUPE B - MATCH 20



MATCH TEAM STATISTICS

参赛队技术统计 / STATISTIQUES DU MATCH PAR ÉQUIPE

BRA 33 - 32 KOR
 (17 - 12) (16 - 20)

Referees: (17) LICIS R / (18) STOLAROV S (LAT)

KOR - Korea

Shots Distribution

| Players | | | Goals / Shots | | | |
|-----------|---------|----------|---------------|---------------|-------------|-----------|
| 3 KIM O | 4 HUH S | 6 SONG H | 7 KIM N | 9 KIM C | 10 OH S | 11 HONG J |
| 1/1 | 2/2 | | 1/1 1/1 | 0/2 | 1/1 0/1 1/1 | 2/3 3/3 |
| 1-Post | 1/1 | | 1-Missed | 2/2 | 1-Blocked | 5/5 |
| 13 PARK C | 17 AN J | 18 BAE M | 19 CHOI I | 20 MOON P | | |
| 1/1 | 1/1 | | 1/1 1/2 | 2/2 | | |
| 1/1 | 1/1 | 1-Post | 1/1 1/1 | 1/2 2-Blocked | | |

| Team | Offence | Defence | Goalkeepers |
|---------------------------|-------------------------|------------------------|---------------|
| Goals / Shots | | | Saves / Shots |
| 7/8 1/3 7/8 | 4/7 Breakthroughs 1/1 | 6/10 Breakthroughs 2/4 | 1/4 0/4 1/5 |
| 1/2 2/2 | 2/3 2/3 4/9 | 2/4 0/0 6/9 5/7 | 1/2 2/4 |
| 8/8 4/5 2/2 | 0/0 0/1 7/7 Fast Breaks | 1/3 0/0 3/5 7m 1/1 | 2/8 2/4 1/12 |
| 3-Missed 3-Post 3-Blocked | 9/11 7m 3/5 | 7/8 Fast Breaks | 1 OH Y |
| | | | 1/4 0/4 1/2 |
| | | | 1/1 2/3 |
| | | | 2/7 2/4 1/10 |
| | | | 16 LEE M |
| | | | 0/3 |
| | | | 0/1 0/1 |
| | | | 0/1 0/2 |

| Legend: | | | | | | | |
|---------|------------------|------|----------------------|------|---------------|-----|---------------|
| % | Efficiency | 2Min | 2 Minute Suspensions | 6m | 6-metre Shots | 7m | 7-metre Shots |
| AS | Assists | BS | Blocked Shots | BT | Breakthroughs | EX | Exclusions |
| G/S | Goals/Shots | n/a | not applicable | RC | Red Cards | S/S | Saves/Shots |
| TF | Technical Faults | TP | Time Played | Wing | Wing Shots | YC | Yellow Cards |
| | | | | | | 9m | 9-metre Shots |
| | | | | | | FB | Fast Breaks |
| | | | | | | ST | Steals |





RESULTS
比赛成绩 / RÉSULTATS
GER 26 - 27 SWE
(13 - 13) (13 - 14)

Referees: (11) BORD G / (12) BUY O (FRA)

RUNNING SCORE
GER - SWE

GER - Germany

| Players | | Shots | | | | | | | | Penalties | | | |
|---------|--------------------|-------|-----|-------|------|------|-----|-----|-----|-----------|------|----|----|
| No. | Name | G/S | % | 6m | Wing | 9m | 7m | FB | BT | YC | 2Min | RC | EX |
| 1 | ENGLERT Sabine | | | | | | | | | | | | |
| 2 | HARDTER Nadine | 4/6 | 67 | 2/2 | 1/2 | | | 1/1 | 0/1 | | | | |
| 4 | JURACK Grit | 4/12 | 33 | 0/1 | 0/1 | 3/8 | 0/1 | | 1/1 | | | | |
| 7 | WORZ Nina Christin | 5/7 | 71 | 1/1 | | 2/4 | | 1/1 | 1/1 | | | | |
| 8 | MULLER Anne | 2/2 | 100 | 1/1 | | | | | 1/1 | 1 | | | |
| 9 | STEINBACH Laura | 0/1 | 0 | | | 0/1 | | | | | | | |
| 10 | LOERPER Anna | 0/1 | 0 | | | | 0/1 | | | | 1 | | |
| 11 | HERING Mandy | | | | | | | | | | | | |
| 13 | KRAUSE Nadine | 3/7 | 43 | 1/1 | 1/1 | 0/3 | 0/1 | | 1/1 | 1 | | | |
| 15 | NEUKAMP Sabrina | | | | | | | | | | | | |
| 16 | WOLTERING Clara | | | | | | | | | | | | |
| 18 | BAUMBACH Maren | 2/6 | 33 | 1/1 | 1/1 | 0/2 | | 0/1 | 0/1 | | | | |
| 19 | MELBECK Stefanie | 1/4 | 25 | 0/1 | 1/3 | | | | | | | | |
| 20 | ALTHAUS Anja | 5/5 | 100 | 4/4 | | | | 1/1 | | | 3 | 1 | |
| | Bench/Team | | | | | | | | | | | | |
| | Totals | 26/51 | 51 | 10/12 | 4/8 | 5/18 | 0/3 | 3/4 | 4/6 | 2 | 4 | 1 | 0 |

| Goalkeepers | | Saves | | | | | | | |
|-------------|-----------------|-------|----|-----|------|------|-----|-----|-----|
| No. | Name | S/S | % | 6m | Wing | 9m | 7m | FB | BT |
| 1 | ENGLERT Sabine | 6/19 | 32 | 0/4 | 2/3 | 2/6 | 1/1 | 0/2 | 1/3 |
| 16 | WOLTERING Clara | 7/21 | 33 | 1/3 | 1/3 | 4/7 | 0/2 | 0/3 | 1/3 |
| | Totals | 13/40 | 33 | 1/7 | 3/6 | 6/13 | 1/3 | 0/5 | 2/6 |

SWE - Sweden

| Players | | Shots | | | | | | | | Penalties | | | |
|---------|----------------------|-------|-----|-----|------|------|-----|-----|-----|-----------|------|----|----|
| No. | Name | G/S | % | 6m | Wing | 9m | 7m | FB | BT | YC | 2Min | RC | EX |
| 3 | FLOGNMAN Tina | 0/1 | 0 | | | 0/1 | | | | | 1 | | |
| 4 | BOSON Matilda | 4/6 | 67 | 1/1 | 0/2 | 1/1 | | 1/1 | 1/1 | | | | |
| 5 | HOLMGREN Sara | 3/4 | 75 | 2/3 | | | | 1/1 | | | 1 | | |
| 7 | WIEL FREDEN Annika | 1/1 | 100 | | 1/1 | | | | | 1 | | | |
| 9 | TOVEBY Frida | | | | | | | | | | | | |
| 10 | UTKOVIC Teresa | 3/5 | 60 | | 2/4 | | | | 1/1 | | | | |
| 11 | ENSTROM Jessica | 2/3 | 67 | 2/2 | | | | | 0/1 | | | | |
| 12 | BENGTSSON Therese | | | | | | | | | | | | |
| 14 | ERIKSSON Sara | 2/2 | 100 | | | | | 2/2 | | | | | |
| 15 | AHLM Johanna | 7/14 | 50 | | | 5/10 | 0/1 | 1/1 | 1/2 | | | | |
| 16 | GRUNDSTROM Madeleine | | | | | | | | | | | | |
| 17 | TORSTENSON Linnea | 3/13 | 23 | 1/2 | | 1/10 | | | 1/1 | 1 | | | |
| 18 | WIBERG Johanna | | | | | | | | | 1 | 2 | | |
| 20 | GULLDEN Isabelle | 2/4 | 50 | | | 0/2 | 2/2 | | | | | | |
| | Bench/Team | | | | | | | | | 1 | | | |
| | Totals | 27/53 | 51 | 6/8 | 3/7 | 7/24 | 2/3 | 5/5 | 4/6 | 4 | 4 | 0 | 0 |

| Goalkeepers | | Saves | | | | | | | |
|-------------|----------------------|-------|-----|------|------|------|-----|-----|-----|
| No. | Name | S/S | % | 6m | Wing | 9m | 7m | FB | BT |
| 12 | BENGTSSON Therese | 1/1 | 100 | | | | 1/1 | | |
| 16 | GRUNDSTROM Madeleine | 14/40 | 35 | 1/11 | 2/6 | 7/12 | 1/1 | 1/4 | 2/6 |
| | Totals | 15/41 | 37 | 1/11 | 2/6 | 7/12 | 2/2 | 1/4 | 2/6 |

| 1st Half | |
|-------------|---------------|
| 0 (3') 1 | HOLMGREN S |
| 0 (4') 2 | HOLMGREN S |
| 1 (4') 2 | WORZ NC |
| 1 (5') 3 | BOSON M |
| 2 (5') 3 | WORZ NC |
| 2 (6') 4 | AHLM J |
| 3 (7') 4 | HARDTER N |
| 3 (7') 5 | WIEL FREDEN A |
| 4 (8') 5 | WORZ NC |
| 4 (8') 6 | AHLM J |
| 5 (10') 6 | MULLER A |
| 6 (11') 6 | WORZ NC |
| 6 (12') 7 | BOSON M |
| 6 (13') 8 | ERIKSSON S |
| 7 (14') 8 | HARDTER N |
| 8 (15') 8 | MULLER A |
| 8 (15') 9 | ENSTROM J |
| 9 (16') 9 | JURACK G |
| 9 (19') 10 | AHLM J |
| 10 (21') 10 | HARDTER N |
| 10 (23') 11 | ENSTROM J |
| 11 (26') 11 | WORZ NC |
| 12 (27') 11 | ALTHAUS A |
| 12 (28') 12 | AHLM J |
| 13 (28') 12 | KRAUSE N |
| 13 (30') 13 | TORSTENSON L |

| 2nd Half | |
|-------------|--------------|
| 13 (32') 14 | HOLMGREN S |
| 14 (33') 14 | BAUMBACH M |
| 15 (35') 14 | ALTHAUS A |
| 16 (37') 14 | ALTHAUS A |
| 17 (38') 14 | ALTHAUS A |
| 17 (39') 15 | AHLM J |
| 18 (39') 15 | KRAUSE N |
| 18 (40') 16 | AHLM J |
| 18 (41') 17 | TORSTENSON L |
| 18 (42') 18 | ERIKSSON S |
| 19 (42') 18 | JURACK G |
| 19 (43') 19 | BOSON M |
| 20 (45') 19 | BAUMBACH M |
| 20 (46') 20 | GULLDEN I |
| 21 (47') 20 | HARDTER N |
| 21 (48') 21 | UTKOVIC T |
| 22 (49') 21 | MELBECK S |
| 22 (50') 22 | UTKOVIC T |
| 22 (53') 23 | GULLDEN I |
| 23 (54') 23 | KRAUSE N |
| 24 (56') 23 | ALTHAUS A |
| 24 (56') 24 | AHLM J |
| 25 (56') 24 | JURACK G |
| 25 (57') 25 | BOSON M |
| 25 (58') 26 | TORSTENSON L |
| 26 (59') 26 | JURACK G |
| 26 (59') 27 | UTKOVIC T |

| Legend: | | | | | | | | | |
|---------|---------------|------|----------------------|----|---------------|-----|---------------|----|---------------|
| % | Efficiency | 2Min | 2 Minute Suspensions | 6m | 6-metre Shots | 7m | 7-metre Shots | 9m | 9-metre Shots |
| BT | Breakthroughs | EX | Exclusions | FB | Fast Breaks | G/S | Goals/Shots | RC | Red Cards |
| S/S | Saves/Shots | Wing | Wing Shots | YC | Yellow Cards | | | | |



MATCH TEAM STATISTICS

参赛队技术统计 / STATISTIQUES DU MATCH PAR ÉQUIPE

GER 26 - 27 SWE

(13 - 13) (13 - 14)

Referees: (11) BORD G / (12) BUY O (FRA)

GER - Germany

| No. | Name | Shots | | | | | | | | Offence | | Defence | | Penalties | | | | TP |
|-----|--------------------|-------|-----|-------|------|------|-----|-----|-----|---------|----|---------|----|-----------|------|----|----|-------|
| | | G/S | % | 6m | Wing | 9m | 7m | FB | BT | AS | TF | ST | BS | YC | 2Min | RC | EX | |
| 1 | ENGLERT Sabine | | | | | | | | | | | | | | | | | 30:00 |
| 2 | HARDTER Nadine | 4/6 | 67 | 2/2 | 1/2 | | | 1/1 | 0/1 | 1 | 1 | 1 | | | | | | 48:18 |
| 4 | JURACK Grit | 4/12 | 33 | 0/1 | 0/1 | 3/8 | 0/1 | | 1/1 | 6 | 4 | | 1 | | | | | 45:21 |
| 7 | WORZ Nina Christin | 5/7 | 71 | 1/1 | | 2/4 | | 1/1 | 1/1 | 1 | 1 | | | | | | | 29:48 |
| 8 | MULLER Anne | 2/2 | 100 | 1/1 | | | | | 1/1 | | | | | 1 | | | | 28:20 |
| 9 | STEINBACH Laura | 0/1 | 0 | | | 0/1 | | | | | | | | | | | | 6:54 |
| 10 | LOERPER Anna | 0/1 | 0 | | | | 0/1 | | | | | | | | 1 | | | 13:15 |
| 11 | HERING Mandy | | | | | | | | | | | | | | | | | 11:42 |
| 13 | KRAUSE Nadine | 3/7 | 43 | 1/1 | 1/1 | 0/3 | 0/1 | | 1/1 | 2 | 3 | 3 | | 1 | | | | 51:59 |
| 15 | NEUKAMP Sabrina | | | | | | | | | | | | | | | | | 5:34 |
| 16 | WOLTERING Clara | | | | | | | | | | | | | | | | | 29:48 |
| 18 | BAUMBACH Maren | 2/6 | 33 | 1/1 | 1/1 | 0/2 | | 0/1 | 0/1 | 2 | 1 | | | | | | | 30:00 |
| 19 | MELBECK Stefanie | 1/4 | 25 | 0/1 | 1/3 | | | | | | 1 | | 2 | | | | | 56:16 |
| 20 | ALTHAUS Anja | 5/5 | 100 | 4/4 | | | | 1/1 | | | | | | | 3 | 1 | | 32:45 |
| | Bench/Team | | | | | | | | | | 1 | | | | | | | |
| | Totals | 26/51 | 51 | 10/12 | 4/8 | 5/18 | 0/3 | 3/4 | 4/6 | 12 | 12 | 4 | 3 | 2 | 4 | 1 | 0 | |

| No. | Name | Total Shots | | 6m Shots | | Wing Shots | | 9m Shots | | 7m Shots | | Fast Breaks | | Breakthroughs | |
|-----|-----------------|-------------|----|----------|----|------------|----|----------|----|----------|-----|-------------|---|---------------|----|
| | | S/S | % | S/S | % | S/S | % | S/S | % | S/S | % | S/S | % | S/S | % |
| 1 | ENGLERT Sabine | 6/19 | 32 | 0/4 | 0 | 2/3 | 67 | 2/6 | 33 | 1/1 | 100 | 0/2 | 0 | 1/3 | 33 |
| 16 | WOLTERING Clara | 7/21 | 33 | 1/3 | 33 | 1/3 | 33 | 4/7 | 57 | 0/2 | 0 | 0/3 | 0 | 1/3 | 33 |
| | Totals | 13/40 | 33 | 1/7 | 14 | 3/6 | 50 | 6/13 | 46 | 1/3 | 33 | 0/5 | 0 | 2/6 | 33 |

| Team Shots | Goals | Saves | Missed | Post | Blocked | Total | % |
|---------------|-------|-------|--------|------|---------|-------|----|
| 6m Shots | 10 | 1 | 1 | 0 | 0 | 12 | 83 |
| Wing Shots | 4 | 2 | 0 | 2 | 0 | 8 | 50 |
| 9m Shots | 5 | 7 | 3 | 2 | 1 | 18 | 28 |
| 7m Shots | 0 | 2 | 1 | 0 | n/a | 3 | 0 |
| Fast Breaks | 3 | 1 | 0 | 0 | 0 | 4 | 75 |
| Breakthroughs | 4 | 2 | 0 | 0 | 0 | 6 | 67 |
| Totals | 26 | 15 | 5 | 4 | 1 | 51 | 51 |

Number of Attacks: 57, Scoring Efficiency: 46%



OSC GYMNASIUM
 奥体中心体育馆
 GYMNASE DU CSO

FRI 星期五 VEN
 15 AUG 2008
 14:00

HANDBALL
 手球 / HANDBALL

WOMEN
 女子项目 / FEMMES

PRELIMINARY GROUP B - MATCH 21
 预赛B组 - 第21场 / PRÉLIMINAIRE GROUPE B - MATCH 21



MATCH TEAM STATISTICS
 参赛队技术统计 / STATISTIQUES DU MATCH PAR ÉQUIPE

GER 26 - 27 SWE
 (13 - 13) (13 - 14)

Referees: (11) BORD G / (12) BUY O (FRA)

GER - Germany

Shots Distribution

| Players | | | |
|---------------------------|-----|-----|-----|
| Goals / Shots | | | |
| 2 HARDTER N | | | |
| | | | 1/2 |
| 1/1 | 1/1 | 1/2 | |
| 1-Missed 1-Post | | | |
| 4 JURACK G | | | |
| 1/1 | 0/1 | 1/1 | |
| 1/3 | 0/1 | 1/1 | |
| 0/2 | | | |
| 1-Missed 1-Post | | | |
| 7 WORZ NC | | | |
| 1/1 | | | |
| | | | |
| 1/1 | 1/1 | 2/2 | |
| 1-Missed 1-Post | | | |
| 8 MULLER A | | | |
| | | | |
| 2/2 | | | |
| 1-Missed | | | |
| 9 STEINBACH L | | | |
| | | | |
| | | | |
| | | | |
| 1-Missed | | | |
| 10 LOERPER A | | | |
| | | | |
| | | | |
| 0/1 | | | |
| 1-Missed | | | |
| 11 HERING M | | | |
| | | | |
| | | | |
| | | | |
| 1-Missed | | | |
| 13 KRAUSE N | | | |
| | | | |
| | | | 1/2 |
| 1/2 | 1/1 | | |
| 1-Missed 1-Post | | | |
| 15 NEUKAMP S | | | |
| | | | |
| | | | |
| | | | |
| 1-Missed 1-Post | | | |
| 18 BAUMBACH M | | | |
| | | | |
| | | | 0/2 |
| | | 1/2 | 1/1 |
| 1-Blocked 1-Missed 1-Post | | | |
| 19 MELBECK S | | | |
| | | | 0/1 |
| | | | |
| 1/1 | | | |
| 1-Missed | | | |
| 20 ALTHAUS A | | | |
| | | | 1/1 |
| | | | |
| | | | 2/2 |
| | | | 2/2 |

| Team | Offence | Defence | Goalkeepers | | | | | | | | | | | | | | | | | | |
|---|---------|---------|---|-----|-----|-----|-----|-----|-----|-----|-----|---|-----|-----|-----|-----|-----|-----|-----|-----|-----|
| Goals / Shots | | | Saves / Shots | | | | | | | | | | | | | | | | | | |
| <table border="1"> <tr><td>3/3</td><td>0/2</td><td>1/1</td></tr> <tr><td>3/5</td><td>0/1</td><td>5/9</td></tr> <tr><td>4/8</td><td>4/5</td><td>6/7</td></tr> </table> | 3/3 | 0/2 | 1/1 | 3/5 | 0/1 | 5/9 | 4/8 | 4/5 | 6/7 | | | <table border="1"> <tr><td>4/8</td><td>1/2</td><td>0/3</td></tr> <tr><td>0/1</td><td>3/3</td><td>2/2</td></tr> <tr><td>1/9</td><td>2/5</td><td>0/7</td></tr> </table> | 4/8 | 1/2 | 0/3 | 0/1 | 3/3 | 2/2 | 1/9 | 2/5 | 0/7 |
| 3/3 | 0/2 | 1/1 | | | | | | | | | | | | | | | | | | | |
| 3/5 | 0/1 | 5/9 | | | | | | | | | | | | | | | | | | | |
| 4/8 | 4/5 | 6/7 | | | | | | | | | | | | | | | | | | | |
| 4/8 | 1/2 | 0/3 | | | | | | | | | | | | | | | | | | | |
| 0/1 | 3/3 | 2/2 | | | | | | | | | | | | | | | | | | | |
| 1/9 | 2/5 | 0/7 | | | | | | | | | | | | | | | | | | | |
| 5-Missed 4-Post 1-Blocked | | | | | | | | | | | | | | | | | | | | | |
| | | | 1 ENGLERT S | | | | | | | | | | | | | | | | | | |
| | | | <table border="1"> <tr><td>1/3</td><td>0/1</td><td>0/1</td></tr> <tr><td>0/1</td><td>1/1</td><td>1/1</td></tr> <tr><td>1/4</td><td>2/3</td><td>0/4</td></tr> </table> | 1/3 | 0/1 | 0/1 | 0/1 | 1/1 | 1/1 | 1/4 | 2/3 | 0/4 | | | | | | | | | |
| 1/3 | 0/1 | 0/1 | | | | | | | | | | | | | | | | | | | |
| 0/1 | 1/1 | 1/1 | | | | | | | | | | | | | | | | | | | |
| 1/4 | 2/3 | 0/4 | | | | | | | | | | | | | | | | | | | |
| | | | 16 WOLTERING C | | | | | | | | | | | | | | | | | | |
| | | | <table border="1"> <tr><td>3/5</td><td>1/1</td><td>0/2</td></tr> <tr><td></td><td>2/2</td><td>1/1</td></tr> <tr><td>0/5</td><td>0/2</td><td>0/3</td></tr> </table> | 3/5 | 1/1 | 0/2 | | 2/2 | 1/1 | 0/5 | 0/2 | 0/3 | | | | | | | | | |
| 3/5 | 1/1 | 0/2 | | | | | | | | | | | | | | | | | | | |
| | 2/2 | 1/1 | | | | | | | | | | | | | | | | | | | |
| 0/5 | 0/2 | 0/3 | | | | | | | | | | | | | | | | | | | |



MATCH TEAM STATISTICS

参赛队技术统计 / STATISTIQUES DU MATCH PAR ÉQUIPE

GER 26 - 27 SWE

(13 - 13) (13 - 14)

Referees: (11) BORD G / (12) BUY O (FRA)

SWE - Sweden

| No. | Name | Shots | | | | | | | | Offence | | Defence | | Penalties | | | TP | |
|---------------|----------------------|-------|-----|-----|------|------|-----|-----|-----|---------|----|---------|----|-----------|------|----|----|-------|
| | | G/S | % | 6m | Wing | 9m | 7m | FB | BT | AS | TF | ST | BS | YC | 2Min | RC | | EX |
| 3 | FLOGNMAN Tina | 0/1 | 0 | | | 0/1 | | | | | | | | | 1 | | | 10:48 |
| 4 | BOSON Matilda | 4/6 | 67 | 1/1 | 0/2 | 1/1 | | 1/1 | 1/1 | | | | | | | | | 59:08 |
| 5 | HOLMGREN Sara | 3/4 | 75 | 2/3 | | | | 1/1 | | 1 | 1 | | | | 1 | | | 47:20 |
| 7 | WIEL FREDEN Annika | 1/1 | 100 | | 1/1 | | | | | | 2 | | | 1 | | | | 34:00 |
| 9 | TOVEBY Frida | | | | | | | | | | | | | | | | | |
| 10 | UTKOVIC Teresa | 3/5 | 60 | | 2/4 | | | | 1/1 | | | | | | | | | 26:56 |
| 11 | ENSTROM Jessica | 2/3 | 67 | 2/2 | | | | | 0/1 | 5 | 1 | | | | | | | 30:11 |
| 12 | BENGTSSON Therese | | | | | | | | | | | | | | | | | 0:40 |
| 14 | ERIKSSON Sara | 2/2 | 100 | | | | | 2/2 | | | | | | | | | | 25:06 |
| 15 | AHLM Johanna | 7/14 | 50 | | | 5/10 | 0/1 | 1/1 | 1/2 | 4 | 2 | | | | | | | 45:10 |
| 16 | GRUNDSTROM Madeleine | | | | | | | | | | 1 | | | | | | | 59:20 |
| 17 | TORSTENSON Linnea | 3/13 | 23 | 1/2 | | 1/10 | | | 1/1 | 2 | 3 | 1 | | 1 | | | | 49:05 |
| 18 | WIBERG Johanna | | | | | | | | | 1 | | | | 1 | 2 | | | 25:19 |
| 20 | GULLDEN Isabelle | 2/4 | 50 | | | 0/2 | 2/2 | | | 2 | | | | | | | | 6:57 |
| | Bench/Team | | | | | | | | | | | | | 1 | | | | |
| Totals | | 27/53 | 51 | 6/8 | 3/7 | 7/24 | 2/3 | 5/5 | 4/6 | 15 | 10 | 1 | 1 | 4 | 4 | 0 | 0 | |

| No. | Name | Total Shots | | 6m Shots | | Wing Shots | | 9m Shots | | 7m Shots | | Fast Breaks | | Breakthroughs | |
|---------------|----------------------|-------------|-----|----------|---|------------|----|----------|----|----------|-----|-------------|----|---------------|----|
| | | S/S | % | S/S | % | S/S | % | S/S | % | S/S | % | S/S | % | S/S | % |
| 12 | BENGTSSON Therese | 1/1 | 100 | | | | | | | 1/1 | 100 | | | | |
| 16 | GRUNDSTROM Madeleine | 14/40 | 35 | 1/11 | 9 | 2/6 | 33 | 7/12 | 58 | 1/1 | 100 | 1/4 | 25 | 2/6 | 33 |
| Totals | | 15/41 | 37 | 1/11 | 9 | 2/6 | 33 | 7/12 | 58 | 2/2 | 100 | 1/4 | 25 | 2/6 | 33 |

| Team Shots | Goals | Saves | Missed | Post | Blocked | Total | % |
|---------------|-------|-------|--------|------|---------|-------|-----|
| 6m Shots | 6 | 1 | 1 | 0 | 0 | 8 | 75 |
| Wing Shots | 3 | 3 | 1 | 0 | 0 | 7 | 43 |
| 9m Shots | 7 | 6 | 5 | 3 | 3 | 24 | 29 |
| 7m Shots | 2 | 1 | 0 | 0 | n/a | 3 | 67 |
| Fast Breaks | 5 | 0 | 0 | 0 | 0 | 5 | 100 |
| Breakthroughs | 4 | 2 | 0 | 0 | 0 | 6 | 67 |
| Totals | 27 | 13 | 7 | 3 | 3 | 53 | 51 |

Number of Attacks: 57, Scoring Efficiency: 47%



MATCH TEAM STATISTICS
参赛队技术统计 / STATISTIQUES DU MATCH PAR ÉQUIPE

GER 26 - 27 SWE
(13 - 13) (13 - 14)

Referees: (11) BORD G / (12) BUY O (FRA)

SWE - Sweden

Shots Distribution

Players
Goals / Shots

| | | | | | | |
|----------------------|---|--|--------------------------|---------------------------------|--------------------------------|----------------------------|
| 3 FLOGNMAN T 0/1 | 4 BOSON M 1/1 1/1 0/1 1/1 1/2 | 5 HOLMGREN S 1/1 1/1 1/1 | 7 WIEL FREDEN A 1/1 | 9 TOVEBY F | 10 UTKOVIC T 0/1 2/2 1/1 | 11 ENSTROM J 0/1 2/2 |
| | | 1-Missed | | | 1-Missed | |
| 14 ERIKSSON S 1/1 | 15 AHL M J 3/4 2/3 0/1 1/1 1-Missed 2-Post | 17 TORSTENSON L 1/3 0/1 0/1 2/2 | 18 WIBERG J 3-Blocked | 20 GULLDEN I 1/1 2-Missed | | |

| Team | Offence | Defence | Goalkeepers | | | | | | | | | | | | | | | | | | |
|--|---------|---------|---------------|-----|-----|-----|-----|-----|-----|--|--|---|-----|-----|-----|-----|-----|-----|-----|-----|-----|
| Goals / Shots | | | Saves / Shots | | | | | | | | | | | | | | | | | | |
| <table border="1"> <tr><td>4/8</td><td>1/2</td><td>3/3</td></tr> <tr><td>1/1</td><td>0/3</td><td>0/2</td></tr> <tr><td>8/9</td><td>3/5</td><td>7/7</td></tr> </table> <p>7-Missed 3-Post 3-Blocked</p> | 4/8 | 1/2 | 3/3 | 1/1 | 0/3 | 0/2 | 8/9 | 3/5 | 7/7 | | | <table border="1"> <tr><td>0/3</td><td>2/2</td><td>0/1</td></tr> <tr><td>2/5</td><td>1/1</td><td>4/9</td></tr> <tr><td>4/8</td><td>1/5</td><td>1/7</td></tr> </table> <p>12 BENG TSSON T 1/1</p> <p>16 GRUNDSTROM M 0/3 2/2 0/1 2/5 1/1 4/9 3/7 1/5 1/7</p> | 0/3 | 2/2 | 0/1 | 2/5 | 1/1 | 4/9 | 4/8 | 1/5 | 1/7 |
| 4/8 | 1/2 | 3/3 | | | | | | | | | | | | | | | | | | | |
| 1/1 | 0/3 | 0/2 | | | | | | | | | | | | | | | | | | | |
| 8/9 | 3/5 | 7/7 | | | | | | | | | | | | | | | | | | | |
| 0/3 | 2/2 | 0/1 | | | | | | | | | | | | | | | | | | | |
| 2/5 | 1/1 | 4/9 | | | | | | | | | | | | | | | | | | | |
| 4/8 | 1/5 | 1/7 | | | | | | | | | | | | | | | | | | | |

Legend:

| | | | | |
|---------------------|---------------------------|------------------|------------------|------------------|
| % Efficiency | 2Min 2 Minute Suspensions | 6m 6-metre Shots | 7m 7-metre Shots | 9m 9-metre Shots |
| AS Assists | BS Blocked Shots | BT Breakthroughs | EX Exclusions | FB Fast Breaks |
| G/S Goals/Shots | n/a not applicable | RC Red Cards | S/S Saves/Shots | ST Steals |
| TF Technical Faults | TP Time Played | Wing Wing Shots | YC Yellow Cards | |



RESULTS

比赛成绩 / RÉSULTATS

HUN 24 - 33 RUS

(15 - 16) (9 - 17)

Referees: (21) DIN C / (22) DINU S (ROU)

HUN - Hungary

| Players | | Shots | | | | | | | | Penalties | | | |
|------------|---------------------|-------|-----|-----|------|-------|-----|-----|-----|-----------|------|----|----|
| No. | Name | G/S | % | 6m | Wing | 9m | 7m | FB | BT | YC | 2Min | RC | EX |
| 2 | FERLING Bernadett | 2/5 | 40 | 1/1 | | 1/4 | | | | | | | |
| 6 | VERTEN Orsolya | 4/4 | 100 | | 2/2 | | | 2/2 | | | | | |
| 10 | PIGNICZKI Krisztina | | | | | | | | | | | | |
| 12 | HERR Orsolya | | | | | | | | | | | | |
| 13 | GORBICZ Anita | 6/11 | 55 | | | 1/4 | 3/4 | 0/1 | 2/2 | 1 | 1 | | |
| 16 | PALINGER Katalin | | | | | | | | | | | | |
| 17 | TOTH Tímea | 4/10 | 40 | | | 4/9 | | | 0/1 | | | | |
| 18 | SZAMORANSKY Piroska | 1/2 | 50 | 0/1 | | | | 1/1 | | | 1 | | |
| 22 | BODI Bernadett | 2/5 | 40 | 0/1 | 2/4 | | | | | | | | |
| 23 | SZUCS Gabriella | 3/5 | 60 | | | 3/5 | | | | 1 | | | |
| 26 | BORBAS Rita | 0/1 | 0 | 0/1 | | | | | | | | | |
| 31 | HORNYAK Agnes | 1/1 | 100 | 1/1 | | | | | | | | | |
| 83 | KOVACSICZ Monika | 0/2 | 0 | | 0/1 | | | 0/1 | | | | | |
| 87 | TOMORI Zsuzsanna | 1/4 | 25 | | | 1/3 | | 0/1 | | 1 | 1 | | |
| Bench/Team | | | | | | | | | | | | | |
| Totals | | 24/50 | 48 | 2/5 | 4/7 | 10/25 | 3/4 | 3/6 | 2/3 | 3 | 3 | 0 | 0 |

| Goalkeepers | | Saves | | | | | | | |
|-------------|------------------|-------|----|-----|------|------|-----|------|-----|
| No. | Name | S/S | % | 6m | Wing | 9m | 7m | FB | BT |
| 12 | HERR Orsolya | 1/4 | 25 | | 0/1 | 0/1 | 1/2 | | |
| 16 | PALINGER Katalin | 10/40 | 25 | 0/3 | 0/1 | 6/16 | 0/3 | 4/11 | 0/6 |
| Totals | | 11/44 | 25 | 0/3 | 0/2 | 6/17 | 1/5 | 4/11 | 0/6 |

RUS - Russian Fed.

| Players | | Shots | | | | | | | | Penalties | | | |
|------------|-----------------------|-------|-----|-----|------|-------|-----|------|-----|-----------|------|----|----|
| No. | Name | G/S | % | 6m | Wing | 9m | 7m | FB | BT | YC | 2Min | RC | EX |
| 1 | SUSLINA Inna | | | | | | | | | | | | |
| 3 | POLTORATSKAYA Irina | 1/3 | 33 | | | 1/3 | | | | | | | |
| 4 | ROMENSKAYA Oxana | 1/1 | 100 | 1/1 | | | | | | 1 | | | |
| 5 | POSTNOVA Liudmila | 8/13 | 62 | | | 4/8 | | 1/1 | 3/4 | 1 | | | |
| 6 | KAREEVA Anna | | | | | | | | | | | | |
| 8 | ANDRYUSHINA Ekaterina | 2/5 | 40 | | | 0/2 | | 0/1 | 2/2 | | | | |
| 9 | USKOVA Yana | 2/5 | 40 | | 1/2 | | | 1/3 | | | | | |
| 10 | POLENOVA Elena | 5/7 | 71 | | | 4/5 | 1/2 | | | | 1 | | |
| 11 | TUREY Emiliya | 2/4 | 50 | | | | 1/2 | 0/1 | 1/1 | | | | |
| 15 | SHIPILOVA Natalia | 3/3 | 100 | 1/1 | | | | 2/2 | | | | | |
| 16 | SIDOROVA Maria | | | | | | | | | | | | |
| 17 | MARENNIKOVA Ekaterina | 2/2 | 100 | | 1/1 | | | 1/1 | | | | | |
| 19 | DMITRIEVA Elena | 2/3 | 67 | 1/1 | | | 0/1 | 1/1 | | | 1 | | |
| 24 | BLIZNOVA Irina | 5/11 | 45 | | | 2/7 | 2/2 | 1/2 | | 1 | | | |
| Bench/Team | | | | | | | | | | | | | |
| Totals | | 33/57 | 58 | 3/3 | 2/3 | 11/25 | 4/7 | 7/12 | 6/7 | 3 | 2 | 0 | 0 |

| Goalkeepers | | Saves | | | | | | | |
|-------------|----------------|-------|----|-----|------|------|-----|-----|-----|
| No. | Name | S/S | % | 6m | Wing | 9m | 7m | FB | BT |
| 1 | SUSLINA Inna | 6/17 | 35 | 1/3 | 1/1 | 3/8 | 1/3 | 0/1 | 0/1 |
| 16 | SIDOROVA Maria | 6/19 | 32 | | 1/5 | 4/9 | 0/1 | 0/2 | 1/2 |
| Totals | | 12/36 | 33 | 1/3 | 2/6 | 7/17 | 1/4 | 0/3 | 1/3 |

RUNNING SCORE

HUN - RUS

1st Half

| | | |
|---------------|-------------|-----------------|
| | 0 (1') 1 | POSTNOVA L |
| | 0 (2') 2 | POLENOVA E |
| | 0 (4') 3 | DMITRIEVA E |
| TOTH T | 1 (5') 3 | |
| | 1 (6') 4 | POSTNOVA L |
| FERLING B | 2 (6') 4 | |
| | 2 (7') 5 | ROMENSKAYA O |
| GORBICZ A | 3 (7') 5 | |
| | 3 (8') 6 | POSTNOVA L |
| | 3 (9') 7 | POLTORATSKAYA I |
| TOTH T | 4 (9') 7 | |
| | 4 (11') 8 | BLIZNOVA I |
| TOTH T | 5 (11') 8 | |
| VERTEN O | 6 (12') 8 | |
| | 6 (13') 9 | MARENNIKOVA E |
| SZAMORANSKY P | 7 (14') 9 | |
| | 7 (14') 10 | POLENOVA E |
| | 7 (15') 11 | TUREY E |
| VERTEN O | 8 (16') 11 | |
| BODI B | 9 (17') 11 | |
| GORBICZ A | 10 (19') 11 | |
| TOTH T | 11 (20') 11 | |
| | 11 (21') 12 | ANDRYUSHINA E |
| BODI B | 12 (22') 12 | |
| GORBICZ A | 13 (25') 12 | |
| | 13 (26') 13 | BLIZNOVA I |
| | 13 (26') 14 | SHIPILOVA N |
| GORBICZ A | 14 (27') 14 | |
| | 14 (28') 15 | POSTNOVA L |
| VERTEN O | 15 (29') 15 | |
| | 15 (29') 16 | POSTNOVA L |

2nd Half

| | | |
|-----------|-------------|---------------|
| SZUCS G | 16 (31') 16 | |
| | 16 (33') 17 | POSTNOVA L |
| FERLING B | 17 (34') 17 | |
| | 17 (35') 18 | POSTNOVA L |
| | 17 (37') 19 | BLIZNOVA I |
| | 17 (37') 20 | SHIPILOVA N |
| | 17 (38') 21 | MARENNIKOVA E |
| GORBICZ A | 18 (39') 21 | |
| | 18 (39') 22 | BLIZNOVA I |
| | 18 (41') 23 | POSTNOVA L |
| | 18 (42') 24 | TUREY E |
| | 18 (44') 25 | ANDRYUSHINA E |
| HORNYAK A | 19 (45') 25 | |
| VERTEN O | 20 (46') 25 | |
| | 20 (47') 26 | SHIPILOVA N |
| | 20 (47') 27 | BLIZNOVA I |
| | 20 (51') 28 | USKOVA Y |
| | 20 (52') 29 | DMITRIEVA E |
| | 20 (54') 30 | USKOVA Y |
| SZUCS G | 21 (54') 30 | |
| | 21 (55') 31 | POLENOVA E |
| GORBICZ A | 22 (56') 31 | |
| | 22 (57') 32 | POLENOVA E |
| SZUCS G | 23 (57') 32 | |
| | 23 (58') 33 | POLENOVA E |
| TOMORI Z | 24 (59') 33 | |

| Legend: | |
|---------|----------------------|
| % | Efficiency |
| BT | Breakthroughs |
| S/S | Saves/Shots |
| 2Min | 2 Minute Suspensions |
| EX | Exclusions |
| Wing | Wing Shots |
| 6m | 6-metre Shots |
| FB | Fast Breaks |
| YC | Yellow Cards |
| 7m | 7-metre Shots |
| G/S | Goals/Shots |
| 9m | 9-metre Shots |
| RC | Red Cards |



MATCH TEAM STATISTICS

参赛队技术统计 / STATISTIQUES DU MATCH PAR ÉQUIPE

HUN 24 - 33 RUS

(15 - 16) (9 - 17)

Referees: (21) DIN C / (22) DINU S (ROU)

HUN - Hungary

| No. | Name | Shots | | | | | | | | Offence | | Defence | | Penalties | | | TP | |
|---------------|---------------------|-------|-----|-----|------|-------|-----|-----|-----|---------|----|---------|----|-----------|------|----|----|-------|
| | | G/S | % | 6m | Wing | 9m | 7m | FB | BT | AS | TF | ST | BS | YC | 2Min | RC | | EX |
| 2 | FERLING Bernadett | 2/5 | 40 | 1/1 | | 1/4 | | | | 2 | | | | | | | | 22:20 |
| 6 | VERTEN Orsolya | 4/4 | 100 | | 2/2 | | | 2/2 | | | 4 | | | | | | | 45:21 |
| 10 | PIGNICZKI Krisztina | | | | | | | | | | | | | | | | | 17:36 |
| 12 | HERR Orsolya | | | | | | | | | | | | | | | | | 5:52 |
| 13 | GORBICZ Anita | 6/11 | 55 | | | 1/4 | 3/4 | 0/1 | 2/2 | 4 | 4 | | | 1 | 1 | | | 49:34 |
| 16 | PALINGER Katalin | | | | | | | | | | | | | | | | | 54:08 |
| 17 | TOTH Timea | 4/10 | 40 | | | 4/9 | | | 0/1 | 2 | 3 | 1 | | | | | | 34:59 |
| 18 | SZAMORANSKY Piroska | 1/2 | 50 | 0/1 | | | | 1/1 | | | 1 | | | | 1 | | | 51:31 |
| 22 | BODI Bernadett | 2/5 | 40 | 0/1 | 2/4 | | | | | | | | | | | | | 50:28 |
| 23 | SZUCS Gabriella | 3/5 | 60 | | | 3/5 | | | | 2 | 3 | | 2 | 1 | | | | 25:16 |
| 26 | BORBAS Rita | 0/1 | 0 | 0/1 | | | | | | | | | | | | | | 5:10 |
| 31 | HORNYAK Agnes | 1/1 | 100 | 1/1 | | | | | | | 2 | | | | | | | 17:52 |
| 83 | KOVACSICZ Monika | 0/2 | 0 | | 0/1 | | | 0/1 | | | | | | | | | | 9:32 |
| 87 | TOMORI Zsuzsanna | 1/4 | 25 | | | 1/3 | | 0/1 | | | 2 | 1 | 2 | 1 | 1 | | | 30:21 |
| | Bench/Team | | | | | | | | | | | | | | | | | |
| Totals | | 24/50 | 48 | 2/5 | 4/7 | 10/25 | 3/4 | 3/6 | 2/3 | 10 | 19 | 2 | 4 | 3 | 3 | 0 | 0 | |

| No. | Name | Total Shots | | 6m Shots | | Wing Shots | | 9m Shots | | 7m Shots | | Fast Breaks | | Breakthroughs | |
|---------------|------------------|-------------|----|----------|---|------------|---|----------|----|----------|----|-------------|----|---------------|---|
| | | S/S | % | S/S | % | S/S | % | S/S | % | S/S | % | S/S | % | S/S | % |
| 12 | HERR Orsolya | 1/4 | 25 | | | 0/1 | 0 | 0/1 | 0 | 1/2 | 50 | | | | |
| 16 | PALINGER Katalin | 10/40 | 25 | 0/3 | 0 | 0/1 | 0 | 6/16 | 38 | 0/3 | 0 | 4/11 | 36 | 0/6 | 0 |
| Totals | | 11/44 | 25 | 0/3 | 0 | 0/2 | 0 | 6/17 | 35 | 1/5 | 20 | 4/11 | 36 | 0/6 | 0 |

| Team Shots | Goals | Saves | Missed | Post | Blocked | Total | % |
|---------------|-------|-------|--------|------|---------|-------|----|
| 6m Shots | 2 | 1 | 1 | 1 | 0 | 5 | 40 |
| Wing Shots | 4 | 2 | 1 | 0 | 0 | 7 | 57 |
| 9m Shots | 10 | 7 | 3 | 2 | 3 | 25 | 40 |
| 7m Shots | 3 | 1 | 0 | 0 | n/a | 4 | 75 |
| Fast Breaks | 3 | 0 | 3 | 0 | 0 | 6 | 50 |
| Breakthroughs | 2 | 1 | 0 | 0 | 0 | 3 | 67 |
| Totals | 24 | 12 | 8 | 3 | 3 | 50 | 48 |

Number of Attacks: 64, Scoring Efficiency: 38%



OSC GYMNASIUM
 奥体中心体育馆
 GYMNASE DU CSO

FRI 星期五 VEN
 15 AUG 2008
 20:45

HANDBALL
 手球 / HANDBALL

WOMEN
 女子项目 / FEMMES

PRELIMINARY GROUP B - MATCH 24
 预赛B组 - 第24场 / PRÉLIMINAIRE GROUPE B - MATCH 24



MATCH TEAM STATISTICS
 参赛队技术统计 / STATISTIQUES DU MATCH PAR ÉQUIPE

HUN 24 - 33 RUS
 (15 - 16) (9 - 17)

Referees: (21) DIN C / (22) DINU S (ROU)

HUN - Hungary

Shots Distribution

| Players | | | Goals / Shots | | | |
|-------------|-------------|----------------|------------------------------------|-----------------|------------------|-----------|
| 2 FERLING B | 6 VERTEN O | 10 PIGNICZKI K | 13 GORBICZ A | 17 TOTH T | 18 SZAMORANSKY P | 22 BODI B |
| 0/1 1/2 | 1/1 | | 0/1 1/1 | 1/2 0/1 1/1 | 1/1 | 0/1 2/2 |
| 0/1 1/1 | 2/2 1/1 | | 2/2 1/1 2/3 | 1/1 0/1 1/1 | | 0/1 |
| | | | 1-Missed 1-Post 1-Blocked 2-Missed | | 1-Missed | 1-Missed |
| 23 SZUCS G | 26 BORBAS R | 31 HORNYAK A | 83 KOVACSICZ M | 87 TOMORI Z | | |
| 1/1 | | | 0/1 | | | |
| 2/2 | | 1/1 | | | | 1/1 |
| 2-Blocked | 1-Post | | 1-Missed | 2-Missed 1-Post | | |

| Team | Offence | Defence | Goalkeepers |
|--|--|--|--|
| Goals / Shots | | | Saves / Shots |
| 1/1 2/4 1/3 1/4 0/1 4/4 8/9 2/4 5/6 8-Missed 3-Post 3-Blocked | <p>2/5 Breakthroughs</p> <p>1/1 0/1</p> <p>0/3 6/17</p> <p>3/4 7m 1/1 4/7</p> <p>2/2 3/6 Fast Breaks</p> | <p>6/7 Breakthroughs</p> <p>1/2 0/0</p> <p>9/20 3/3</p> <p>1/3 0/0</p> <p>7/12 Fast Breaks</p> | <p>0/6 1/3 0/5</p> <p>4/6 2/5</p> <p>1/8 1/3 2/8</p> |
| | | | 12 HERR O |
| | | | 0/1 0/1 |
| | | | 1/1 |
| | | | 0/1 |
| | | | 16 PALINGER K |
| | | | 0/5 1/3 0/4 |
| | | | 3/5 2/5 |
| | | | 1/7 1/3 2/8 |



MATCH TEAM STATISTICS

参赛队技术统计 / STATISTIQUES DU MATCH PAR ÉQUIPE

HUN 24 - 33 RUS

(15 - 16) (9 - 17)

Referees: (21) DIN C / (22) DINU S (ROU)

RUS - Russian Fed.

| Players | | Shots | | | | | | | | Offence | | Defence | | Penalties | | | | TP |
|---------------|-----------------------|-------|-----|-----|------|-------|-----|------|-----|---------|----|---------|----|-----------|------|----|----|-------|
| No. | Name | G/S | % | 6m | Wing | 9m | 7m | FB | BT | AS | TF | ST | BS | YC | 2Min | RC | EX | |
| 1 | SUSLINA Inna | | | | | | | | | 1 | | | | | | | | 33:01 |
| 3 | POLTORATSKAYA Irina | 1/3 | 33 | | | 1/3 | | | | | | | | | | | | 12:12 |
| 4 | ROMENSKAYA Oxana | 1/1 | 100 | 1/1 | | | | | | 1 | 1 | 1 | | 1 | | | | 33:29 |
| 5 | POSTNOVA Liudmila | 8/13 | 62 | | | 4/8 | | 1/1 | 3/4 | 1 | 3 | | 1 | 1 | | | | 45:30 |
| 6 | KAREEVA Anna | | | | | | | | | | | | | | | | | |
| 8 | ANDRYUSHINA Ekaterina | 2/5 | 40 | | | 0/2 | | 0/1 | 2/2 | 2 | 1 | | | | | | | 33:04 |
| 9 | USKOVA Yana | 2/5 | 40 | | 1/2 | | | 1/3 | | 1 | 1 | | | | | | | 38:10 |
| 10 | POLENOVA Elena | 5/7 | 71 | | | 4/5 | 1/2 | | | 2 | 1 | 1 | 1 | | 1 | | | 27:53 |
| 11 | TUREY Emiliya | 2/4 | 50 | | | | 1/2 | 0/1 | 1/1 | | | 2 | | | | | | 18:10 |
| 15 | SHIPILOVA Natalia | 3/3 | 100 | 1/1 | | | | 2/2 | | 2 | 1 | 1 | 1 | | | | | 43:29 |
| 16 | SIDOROVA Maria | | | | | | | | | | | | | | | | | 26:59 |
| 17 | MARENNIKOVA Ekaterina | 2/2 | 100 | | 1/1 | | | 1/1 | | | 2 | | | | | | | 23:06 |
| 19 | DMITRIEVA Elena | 2/3 | 67 | 1/1 | | | 0/1 | 1/1 | | | 4 | 2 | | | 1 | | | 41:19 |
| 24 | BLIZNOVA Irina | 5/11 | 45 | | | 2/7 | 2/2 | 1/2 | | 2 | | | | 1 | | | | 43:38 |
| | Bench/Team | | | | | | | | | | 1 | | | | | | | |
| Totals | | 33/57 | 58 | 3/3 | 2/3 | 11/25 | 4/7 | 7/12 | 6/7 | 12 | 15 | 7 | 3 | 3 | 2 | 0 | 0 | |

| Goalkeepers | | Total Shots | | 6m Shots | | Wing Shots | | 9m Shots | | 7m Shots | | Fast Breaks | | Breakthroughs | |
|---------------|----------------|-------------|----|----------|----|------------|-----|----------|----|----------|----|-------------|---|---------------|----|
| No. | Name | S/S | % | S/S | % | S/S | % | S/S | % | S/S | % | S/S | % | S/S | % |
| 1 | SUSLINA Inna | 6/17 | 35 | 1/3 | 33 | 1/1 | 100 | 3/8 | 38 | 1/3 | 33 | 0/1 | 0 | 0/1 | 0 |
| 16 | SIDOROVA Maria | 6/19 | 32 | | | 1/5 | 20 | 4/9 | 44 | 0/1 | 0 | 0/2 | 0 | 1/2 | 50 |
| Totals | | 12/36 | 33 | 1/3 | 33 | 2/6 | 33 | 7/17 | 41 | 1/4 | 25 | 0/3 | 0 | 1/3 | 33 |

| Team Shots | Goals | Saves | Missed | Post | Blocked | Total | % |
|---------------|-------|-------|--------|------|---------|-------|-----|
| 6m Shots | 3 | 0 | 0 | 0 | 0 | 3 | 100 |
| Wing Shots | 2 | 0 | 0 | 1 | 0 | 3 | 67 |
| 9m Shots | 11 | 6 | 2 | 2 | 4 | 25 | 44 |
| 7m Shots | 4 | 1 | 0 | 2 | n/a | 7 | 57 |
| Fast Breaks | 7 | 4 | 0 | 1 | 0 | 12 | 58 |
| Breakthroughs | 6 | 0 | 0 | 1 | 0 | 7 | 86 |
| Totals | 33 | 11 | 2 | 7 | 4 | 57 | 58 |

Number of Attacks: 64, Scoring Efficiency: 52%



OSC GYMNASIUM
 奥体中心体育馆
 GYMNASE DU CSO

FRI 星期五 VEN
 15 AUG 2008
 20:45

HANDBALL
 手球 / HANDBALL

WOMEN
 女子项目 / FEMMES

PRELIMINARY GROUP B - MATCH 24
 预赛B组 - 第24场 / PRÉLIMINAIRE GROUPE B - MATCH 24



MATCH TEAM STATISTICS

参赛队技术统计 / STATISTIQUES DU MATCH PAR ÉQUIPE

HUN 24 - 33 RUS

(15 - 16) (9 - 17)

Referees: (21) DIN C / (22) DINU S (ROU)

RUS - Russian Fed.

Shots Distribution

| Players | | | Goals / Shots | | | |
|-------------------|----------------|------------------|----------------|-----------------|------------|---------------|
| 3 POLTORATSKAYA I | 4 ROMENSKAYA O | 5 POSTNOVA L | 6 KAREEVA A | 8 ANDRYUSHINA E | 9 USKOVA Y | 10 POLENOVA E |
| 1/1 | | 1/1 | | 1/1 | 1/1 | 3/3 |
| | | 1/1 | | 0/1 | | 0/1 |
| | 1/1 | 3/3 | | 1/1 | | |
| | | 1/2 | | | 1/2 | 1/1 |
| | | 1/2 | | | 0/1 | |
| | | | | | | |
| 2-Blocked | | 1-Missed 2-Post | | 2-Blocked | 1-Post | 1-Post |
| 11 TUREY E | 15 SHIPILOVA N | 17 MARENNIKOVA E | 19 DMITRIEVA E | 24 BLIZNOVA I | | |
| | 1/1 | | | 0/1 | 1/1 | |
| 0/1 | | | | 1/2 | | |
| 1/1 | | | | 1/2 | 0/1 | 2/2 |
| | 2/2 | | 1/1 | | | |
| 1-Post | | | 1-Post | 1-Missed 1-Post | | |

| Team | Offence | Defence | Goalkeepers |
|---------------|-------------------|-------------------|---------------|
| Goals / Shots | | | Saves / Shots |
| 6/6 | 6/7 Breakthroughs | 2/3 Breakthroughs | 0/1 |
| 2/3 | 0/0 | 4/7 | 2/4 |
| 5/5 | 1/3 | 1/1 | 2/3 |
| 2/6 | 3/3 | 0/3 | 3/4 |
| 3/5 | 9/20 | 6/17 | 1/1 |
| 7/8 | 1/2 | 0/1 | 0/4 |
| 2-Missed | 7/12 Fast Breaks | 3/6 Fast Breaks | 1/9 |
| 7-Post | | | 2/4 |
| 4-Blocked | | | 1/6 |
| | | | 1 SUSLINA I |
| | | | 2/3 |
| | | | 2/3 |
| | | | 1/1 |
| | | | 0/1 |
| | | | 0/4 |
| | | | 1/1 |
| | | | 0/4 |
| | | | 16 SIDOROVA M |
| | | | 0/1 |
| | | | 0/1 |
| | | | 2/3 |
| | | | 1/1 |
| | | | 0/3 |
| | | | 1/5 |
| | | | 1/3 |
| | | | 1/2 |

| Legend: | | | | | | | |
|---------|------------------|------|----------------------|------|---------------|-----|---------------|
| % | Efficiency | 2Min | 2 Minute Suspensions | 6m | 6-metre Shots | 7m | 7-metre Shots |
| AS | Assists | BS | Blocked Shots | BT | Breakthroughs | EX | Exclusions |
| G/S | Goals/Shots | n/a | not applicable | RC | Red Cards | S/S | Saves/Shots |
| TF | Technical Faults | TP | Time Played | Wing | Wing Shots | YC | Yellow Cards |
| | | | | | | 9m | 9-metre Shots |
| | | | | | | FB | Fast Breaks |
| | | | | | | ST | Steals |



RESULTS
比赛成绩 / RÉSULTATS

SWE 25 - 22 BRA
(14 - 11) (11 - 11)

Referees: (11) BORD G / (12) BUY O (FRA)

RUNNING SCORE

SWE - BRA

SWE - Sweden

| Players | | Shots | | | | | | | | Penalties | | | |
|------------|----------------------|-------|-----|-----|------|------|-----|-----|-----|-----------|------|----|----|
| No. | Name | G/S | % | 6m | Wing | 9m | 7m | FB | BT | YC | 2Min | RC | EX |
| 3 | FLOGNMAN Tina | 1/1 | 100 | 1/1 | | | | | | | | | |
| 4 | BOSON Matilda | 6/8 | 75 | | 3/4 | | | 3/4 | | | | | |
| 5 | HOLMGREN Sara | | | | | | | | | 1 | 2 | | |
| 7 | WIEL FREDEN Annika | 0/2 | 0 | 0/1 | 0/1 | | | | | | | | |
| 9 | TOVEBY Frida | 1/1 | 100 | 1/1 | | | | | | 1 | | | |
| 10 | UTKOVIC Teresa | 1/2 | 50 | 1/1 | | | | 0/1 | | | | | |
| 11 | ENSTROM Jessica | 4/5 | 80 | 1/1 | | 3/3 | | | 0/1 | | | | |
| 12 | BENGTSSON Therese | | | | | | | | | | | | |
| 14 | ERIKSSON Sara | | | | | | | | | | | | |
| 15 | AHLM Johanna | 7/13 | 54 | | | 3/6 | 2/4 | 2/3 | | | | | |
| 16 | GRUNDSTROM Madeleine | | | | | | | | | | | | |
| 17 | TORSTENSON Linnea | 5/11 | 45 | 0/1 | | 3/7 | | | 2/3 | | | | |
| 18 | WIBERG Johanna | | | | | | | | | 1 | 1 | | |
| 20 | GULLDEN Isabelle | 0/1 | 0 | | | | 0/1 | | | | | | |
| Bench/Team | | | | | | | | | | | | | |
| Totals | | 25/44 | 57 | 4/6 | 3/5 | 9/16 | 2/5 | 5/8 | 2/4 | 3 | 3 | 0 | 0 |

| Goalkeepers | | Saves | | | | | | | |
|-------------|----------------------|-------|----|-----|------|------|-----|-----|-----|
| No. | Name | S/S | % | 6m | Wing | 9m | 7m | FB | BT |
| 12 | BENGTSSON Therese | 0/3 | 0 | | | | 0/3 | | |
| 16 | GRUNDSTROM Madeleine | 12/31 | 39 | 0/4 | 2/3 | 8/16 | 1/3 | 0/3 | 1/2 |
| Totals | | 12/34 | 35 | 0/4 | 2/3 | 8/16 | 1/6 | 0/3 | 1/2 |

BRA - Brazil

| Players | | Shots | | | | | | | | Penalties | | | |
|------------|----------------------|-------|-----|-----|------|------|-----|-----|-----|-----------|------|----|----|
| No. | Name | G/S | % | 6m | Wing | 9m | 7m | FB | BT | YC | 2Min | RC | EX |
| 1 | MASSON Chana | | | | | | | | | | | | |
| 2 | DINIZ Fabiana | | | | | | | | | 1 | 1 | | |
| 3 | NASCIMENTO Alexandra | 4/5 | 80 | | 0/1 | | 3/3 | 1/1 | | | | | |
| 5 | PIEADA Daniela | 1/1 | 100 | | | | | 1/1 | | 1 | 2 | | |
| 6 | AMORIM Eduarda | 2/4 | 50 | | | 2/4 | | | | | | | |
| 7 | OLIVEIRA Alessandra | 3/3 | 100 | 3/3 | | | | | | | | | |
| 9 | RODRIGUES Ana | 3/5 | 60 | | | 2/4 | | | 1/1 | | | | |
| 10 | ROSAS Aline | 5/9 | 56 | 1/1 | 1/4 | | 2/3 | 1/1 | | | | | |
| 11 | JACQUES Viviane | | | | | | | | | | | | |
| 13 | SILVA Lucila | | | | | | | | | | | | |
| 17 | MESQUITA Idalina | | | | | | | | | | | | |
| 18 | CAVALEIRO Deonise | 0/3 | 0 | | | 0/1 | | 0/1 | 0/1 | | | | |
| 19 | SANTOS Aline | 4/14 | 29 | | | 4/13 | 0/1 | | | | 1 | | |
| 23 | de PAULA Daryl | | | | | | | | | | | | |
| Bench/Team | | | | | | | | | | | | | |
| Totals | | 22/44 | 50 | 4/4 | 1/5 | 8/22 | 5/7 | 3/4 | 1/2 | 2 | 4 | 0 | 0 |

| Goalkeepers | | Saves | | | | | | | |
|-------------|----------------|-------|----|-----|------|------|-----|-----|-----|
| No. | Name | S/S | % | 6m | Wing | 9m | 7m | FB | BT |
| 1 | MASSON Chana | 5/18 | 28 | 0/1 | 0/1 | 3/10 | 1/2 | 1/3 | 0/1 |
| 23 | de PAULA Daryl | 2/14 | 14 | 0/3 | 0/2 | 0/2 | 1/2 | 0/3 | 1/2 |
| Totals | | 7/32 | 22 | 0/4 | 0/3 | 3/12 | 2/4 | 1/6 | 1/3 |

1st Half

| | | |
|--------------|----------|----------|
| 0 (1') | 1 | ROSAS A |
| 0 (3') | 2 | PIEADA D |
| 0 (6') | 3 | ROSAS A |
| AHLM J | 1 (7') | 3 |
| ENSTROM J | 2 (9') | 3 |
| | 2 (10') | 4 |
| | 2 (11') | 5 |
| BOSON M | 3 (12') | 5 |
| | 3 (12') | 6 |
| | 4 (13') | 6 |
| AHLM J | 5 (16') | 6 |
| TORSTENSON L | 5 (16') | 7 |
| | 5 (18') | 8 |
| | 5 (18') | 8 |
| AHLM J | 6 (19') | 8 |
| BOSON M | 7 (20') | 8 |
| TOVEBY F | 8 (21') | 8 |
| AHLM J | 9 (22') | 8 |
| | 9 (23') | 9 |
| | 9 (23') | 10 |
| TORSTENSON L | 10 (24') | 10 |
| AHLM J | 11 (25') | 10 |
| AHLM J | 12 (26') | 10 |
| | 12 (27') | 11 |
| | 13 (29') | 11 |
| TORSTENSON L | 14 (30') | 11 |

2nd Half

| | | |
|--------------|----------|----|
| ENSTROM J | 15 (31') | 11 |
| | 15 (32') | 12 |
| | 15 (32') | 13 |
| | 15 (37') | 14 |
| | 15 (38') | 15 |
| BOSON M | 16 (39') | 15 |
| | 16 (40') | 16 |
| ENSTROM J | 17 (42') | 16 |
| | 17 (43') | 17 |
| | 17 (44') | 18 |
| FLOGNMAN T | 18 (45') | 18 |
| AHLM J | 19 (46') | 18 |
| | 19 (48') | 19 |
| BOSON M | 20 (49') | 19 |
| BOSON M | 21 (49') | 19 |
| | 21 (50') | 20 |
| BOSON M | 22 (54') | 20 |
| | 22 (54') | 21 |
| ENSTROM J | 23 (54') | 21 |
| TORSTENSON L | 24 (55') | 21 |
| | 24 (56') | 22 |
| | 25 (58') | 22 |

| Legend: | | | | | | | | | |
|---------|---------------|------|----------------------|----|---------------|-----|---------------|----|---------------|
| % | Efficiency | 2Min | 2 Minute Suspensions | 6m | 6-metre Shots | 7m | 7-metre Shots | 9m | 9-metre Shots |
| BT | Breakthroughs | EX | Exclusions | FB | Fast Breaks | G/S | Goals/Shots | RC | Red Cards |
| S/S | Saves/Shots | Wing | Wing Shots | YC | Yellow Cards | | | | |



MATCH TEAM STATISTICS

参赛队技术统计 / STATISTIQUES DU MATCH PAR ÉQUIPE

SWE 25 - 22 BRA

(14 - 11) (11 - 11)

Referees: (11) BORD G / (12) BUY O (FRA)

SWE - Sweden

| No. | Name | Shots | | | | | | | | Offence | | Defence | | Penalties | | | TP | |
|---------------|----------------------|-------|-----|-----|------|------|-----|-----|-----|---------|----|---------|----|-----------|------|----|----|-------|
| | | G/S | % | 6m | Wing | 9m | 7m | FB | BT | AS | TF | ST | BS | YC | 2Min | RC | | EX |
| 3 | FLOGNMAN Tina | 1/1 | 100 | 1/1 | | | | | | | | | | | | | | 12:04 |
| 4 | BOSON Matilda | 6/8 | 75 | | 3/4 | | | | | | 1 | 2 | | | | | | 60:00 |
| 5 | HOLMGREN Sara | | | | | | | | | 2 | 1 | 2 | 1 | 1 | 2 | | | 39:38 |
| 7 | WIEL FREDEN Annika | 0/2 | 0 | 0/1 | 0/1 | | | | | 1 | 1 | 2 | | | | | | 28:34 |
| 9 | TOVEBY Frida | 1/1 | 100 | 1/1 | | | | | | | | | | 1 | | | | 9:00 |
| 10 | UTKOVIC Teresa | 1/2 | 50 | 1/1 | | | | 0/1 | | 1 | 4 | 2 | | | | | | 31:26 |
| 11 | ENSTROM Jessica | 4/5 | 80 | 1/1 | | 3/3 | | | 0/1 | 2 | 5 | | | | | | | 27:41 |
| 12 | BENGTSSON Therese | | | | | | | | | | | | | | | | | 0:44 |
| 14 | ERIKSSON Sara | | | | | | | | | | | 1 | | | | | | 21:18 |
| 15 | AHLM Johanna | 7/13 | 54 | | | 3/6 | 2/4 | 2/3 | | 3 | 4 | 1 | | | | | | 44:34 |
| 16 | GRUNDSTROM Madeleine | | | | | | | | | | 1 | | | | | | | 59:16 |
| 17 | TORSTENSON Linnea | 5/11 | 45 | 0/1 | | 3/7 | | | 2/3 | 1 | 2 | | 1 | | | | | 48:40 |
| 18 | WIBERG Johanna | | | | | | | | | | | | 1 | 1 | 1 | | | 31:22 |
| 20 | GULLDEN Isabelle | 0/1 | 0 | | | | 0/1 | | | | 1 | | | | | | | 5:43 |
| | Bench/Team | | | | | | | | | | | | | | | | | |
| Totals | | 25/44 | 57 | 4/6 | 3/5 | 9/16 | 2/5 | 5/8 | 2/4 | 10 | 20 | 10 | 3 | 3 | 3 | 0 | 0 | |

| No. | Name | Total Shots | | 6m Shots | | Wing Shots | | 9m Shots | | 7m Shots | | Fast Breaks | | Breakthroughs | |
|---------------|----------------------|-------------|----|----------|---|------------|----|----------|----|----------|----|-------------|---|---------------|----|
| | | S/S | % | S/S | % | S/S | % | S/S | % | S/S | % | S/S | % | S/S | % |
| 12 | BENGTSSON Therese | 0/3 | 0 | | | | | | | 0/3 | 0 | | | | |
| 16 | GRUNDSTROM Madeleine | 12/31 | 39 | 0/4 | 0 | 2/3 | 67 | 8/16 | 50 | 1/3 | 33 | 0/3 | 0 | 1/2 | 50 |
| Totals | | 12/34 | 35 | 0/4 | 0 | 2/3 | 67 | 8/16 | 50 | 1/6 | 17 | 0/3 | 0 | 1/2 | 50 |

| Team Shots | Goals | Saves | Missed | Post | Blocked | Total | % |
|---------------|-------|-------|--------|------|---------|-------|----|
| 6m Shots | 4 | 0 | 2 | 0 | 0 | 6 | 67 |
| Wing Shots | 3 | 0 | 1 | 1 | 0 | 5 | 60 |
| 9m Shots | 9 | 3 | 4 | 0 | 0 | 16 | 56 |
| 7m Shots | 2 | 2 | 0 | 1 | n/a | 5 | 40 |
| Fast Breaks | 5 | 1 | 0 | 2 | 0 | 8 | 63 |
| Breakthroughs | 2 | 1 | 1 | 0 | 0 | 4 | 50 |
| Totals | 25 | 7 | 8 | 4 | 0 | 44 | 57 |

Number of Attacks: 62, Scoring Efficiency: 40%



OSC GYMNASIUM
 奥体中心体育馆
 GYMNASE DU CSO

SUN 星期日 DIM
 17 AUG 2008
 9:00

HANDBALL
 手球 / HANDBALL

WOMEN
 女子项目 / FEMMES

PRELIMINARY GROUP B - MATCH 25
 预赛B组 - 第25场 / PRÉLIMINAIRE GROUPE B - MATCH 25



MATCH TEAM STATISTICS
 参赛队技术统计 / STATISTIQUES DU MATCH PAR ÉQUIPE

SWE 25 - 22 BRA
 (14 - 11) (11 - 11)

Referees: (11) BORD G / (12) BUY O (FRA)

SWE - Sweden

Shots Distribution

| Players | | | Goals / Shots | | | |
|---------------|-----------------|-----------------|-----------------|--------------|--------------|--------------|
| 3 FLOGNMAN T | 4 BOSON M | 5 HOLMGREN S | 7 WIEL FREDEN A | 9 TOVEBY F | 10 UTKOVIC T | 11 ENSTROM J |
| 0/0 | 2/2 0/1 | 0/0 | 0/0 | 0/0 | 0/0 | 1/1 0/1 1/1 |
| 1/1 | 1/1 | 0/0 | 0/0 | 1/1 | 1/1 | 2/2 |
| 1-Missed | | | 1-Missed 1-Post | | 1-Post | |
| 14 ERIKSSON S | 15 AHL M J | 17 TORSTENSON L | 18 WIBERG J | 20 GULLDEN I | | |
| 0/0 | 3/3 0/2 | 1/2 1/1 | 0/0 | 0/0 | | |
| 0/0 | 0/1 3/3 | 1/2 1/1 2/2 | 0/0 | 0/0 | | |
| | 2-Missed 1-Post | 4-Missed | | 1-Post | | |

| Team | Offence | Defence | Goalkeepers |
|--|--|--|---|
| Goals / Shots | | | Saves / Shots |
| 7/8 0/1 2/2 1/3 0/1 2/4 3/3 1/1 9/9 8-Missed 4-Post | <p>2/4 Breakthroughs</p> <p>5/10</p> <p>5/8 Fast Breaks</p> | <p>1/2 Breakthroughs</p> <p>6/15</p> <p>3/4 Fast Breaks</p> | <p>3/5 1/2 1/5</p> <p>0/3 1/1 2/4</p> <p>2/5 1/3 1/6</p> |
| | <p>0/1</p> <p>1/1</p> <p>0/1</p> <p>2/2</p> <p>1/3</p> <p>4/5</p> <p>3/4</p> <p>2/5 7m</p> | <p>1/4</p> <p>2/3</p> <p>0/0</p> <p>4/4</p> <p>0/4</p> <p>0/0</p> <p>5/7 7m</p> <p>0/1</p> | <p>12 BENG TSSON T</p> <p>0/1</p> <p>0/1</p> |
| | | | <p>16 GRUNDSTROM M</p> <p>3/5 1/2 1/5</p> <p>0/2 1/1 2/4</p> <p>2/4 1/3 1/5</p> |



MATCH TEAM STATISTICS

参赛队技术统计 / STATISTIQUES DU MATCH PAR ÉQUIPE

SWE 25 - 22 BRA

(14 - 11) (11 - 11)

Referees: (11) BORD G / (12) BUY O (FRA)

BRA - Brazil

| No. | Name | Shots | | | | | | | | Offence | | Defence | | Penalties | | | | TP |
|---------------|----------------------|-------|-----|-----|------|------|-----|-----|-----|---------|----|---------|----|-----------|------|----|----|-------|
| | | G/S | % | 6m | Wing | 9m | 7m | FB | BT | AS | TF | ST | BS | YC | 2Min | RC | EX | |
| 1 | MASSON Chana | | | | | | | | | | | | | | | | | 29:48 |
| 2 | DINIZ Fabiana | | | | | | | | | | | | | 1 | 1 | | | 16:10 |
| 3 | NASCIMENTO Alexandra | 4/5 | 80 | | 0/1 | | 3/3 | 1/1 | | | 1 | | | | | | | 60:00 |
| 5 | PIEADADE Daniela | 1/1 | 100 | | | | | 1/1 | | | 1 | | 1 | 2 | | | | 30:17 |
| 6 | AMORIM Eduarda | 2/4 | 50 | | | 2/4 | | | | 1 | 7 | | | | | | | 13:20 |
| 7 | OLIVEIRA Alessandra | 3/3 | 100 | 3/3 | | | | | | 1 | 1 | 1 | | | | | | 53:04 |
| 9 | RODRIGUES Ana | 3/5 | 60 | | | 2/4 | | | 1/1 | 3 | 2 | | | | | | | 16:05 |
| 10 | ROSAS Aline | 5/9 | 56 | 1/1 | 1/4 | | 2/3 | 1/1 | | 1 | 3 | | | | | | | 53:49 |
| 11 | JACQUES Viviane | | | | | | | | | | | | | | | | | |
| 13 | SILVA Lucila | | | | | | | | | 1 | 3 | | | | | | | 6:31 |
| 17 | MESQUITA Idalina | | | | | | | | | | | | | | | | | 6:11 |
| 18 | CAVALEIRO Deonise | 0/3 | 0 | | | 0/1 | | 0/1 | 0/1 | 1 | 2 | 1 | | | | | | 49:33 |
| 19 | SANTOS Aline | 4/14 | 29 | | | 4/13 | 0/1 | | | 3 | 1 | | | | 1 | | | 55:00 |
| 23 | de PAULA Darly | | | | | | | | | | 1 | | | | | | | 30:12 |
| | Bench/Team | | | | | | | | | | | | | | | | | |
| Totals | | 22/44 | 50 | 4/4 | 1/5 | 8/22 | 5/7 | 3/4 | 1/2 | 11 | 21 | 3 | 0 | 2 | 4 | 0 | 0 | |

| No. | Name | Total Shots | | 6m Shots | | Wing Shots | | 9m Shots | | 7m Shots | | Fast Breaks | | Breakthroughs | |
|---------------|----------------|-------------|----|----------|---|------------|---|----------|----|----------|----|-------------|----|---------------|----|
| | | S/S | % | S/S | % | S/S | % | S/S | % | S/S | % | S/S | % | S/S | % |
| 1 | MASSON Chana | 5/18 | 28 | 0/1 | 0 | 0/1 | 0 | 3/10 | 30 | 1/2 | 50 | 1/3 | 33 | 0/1 | 0 |
| 23 | de PAULA Darly | 2/14 | 14 | 0/3 | 0 | 0/2 | 0 | 0/2 | 0 | 1/2 | 50 | 0/3 | 0 | 1/2 | 50 |
| Totals | | 7/32 | 22 | 0/4 | 0 | 0/3 | 0 | 3/12 | 25 | 2/4 | 50 | 1/6 | 17 | 1/3 | 33 |

| Team Shots | Goals | Saves | Missed | Post | Blocked | Total | % |
|---------------|-------|-------|--------|------|---------|-------|-----|
| 6m Shots | 4 | 0 | 0 | 0 | 0 | 4 | 100 |
| Wing Shots | 1 | 2 | 0 | 2 | 0 | 5 | 20 |
| 9m Shots | 8 | 8 | 2 | 2 | 2 | 22 | 36 |
| 7m Shots | 5 | 1 | 0 | 1 | n/a | 7 | 71 |
| Fast Breaks | 3 | 0 | 0 | 0 | 1 | 4 | 75 |
| Breakthroughs | 1 | 1 | 0 | 0 | 0 | 2 | 50 |
| Totals | 22 | 12 | 2 | 5 | 3 | 44 | 50 |

Number of Attacks: 61, Scoring Efficiency: 36%



OSC GYMNASIUM
 奥体中心体育馆
 GYMNASE DU CSO

SUN 星期日 DIM
 17 AUG 2008
 9:00

HANDBALL
 手球 / HANDBALL

WOMEN
 女子项目 / FEMMES

PRELIMINARY GROUP B - MATCH 25
 预赛B组 - 第25场 / PRÉLIMINAIRE GROUPE B - MATCH 25



MATCH TEAM STATISTICS

参赛队技术统计 / STATISTIQUES DU MATCH PAR ÉQUIPE

SWE 25 - 22 BRA
 (14 - 11) (11 - 11)

Referees: (11) BORD G / (12) BUY O (FRA)

BRA - Brazil

Shots Distribution

| Players | | | Goals / Shots | | | |
|--------------|----------------|---------------|----------------|--------------|-------------------------------------|-------------|
| 2 DINIZ F | 3 NASCIMENTO A | 5 PIEDADE D | 6 AMORIM E | 7 OLIVEIRA A | 9 RODRIGUES A | 10 ROSAS A |
| | | | | | | |
| | 1/2 | | 0/1 1/1 1/1 | | 1/1 | 0/1 |
| | 1/1 | 1/1 | | 1/1 | | |
| | 1/1 | | | 1/1 | 0/1 2/2 | 2/2 2/3 1/1 |
| | | | | | 1-Missed | 2-Post |
| 11 JACQUES V | 13 SILVA L | 17 MESQUITA I | 18 CAVALEIRO D | 19 SANTOS A | | |
| | | | | | | |
| | | | 0/1 | 1/2 1/1 | | |
| | | | 0/1 | 1/1 1/2 | | |
| | | | | 0/1 0/1 | | |
| | | | | | 1-Blocked 1-Missed 3-Post 2-Blocked | |

| Team | Offence | Defence | Goalkeepers |
|---------------------------|--------------------------------|-----------------------|---------------|
| Goals / Shots | | | Saves / Shots |
| 2/5 1/2 4/5 | 0/1 Breakthroughs 1/2 | 2/4 Breakthroughs 3/4 | 1/8 1/1 0/2 |
| 3/3 0/1 2/4 | 0/0 0/4 6/15 | 4/5 1/3 5/10 2/2 | 2/3 1/1 2/4 |
| 3/5 2/3 5/6 | 5/7 7m 0/0 2/3 3/4 Fast Breaks | 0/1 1/1 0/1 2/5 7m | 0/3 0/1 0/9 |
| 2-Missed 5-Post 3-Blocked | | | 1 MASSON C |
| | | | 1/6 1/1 0/1 |
| | | | 2/3 1/2 |
| | | | 0/1 0/4 |
| | | | 23 de PAULA D |
| | | | 0/2 0/1 |
| | | | 1/1 1/2 |
| | | | 0/2 0/1 0/5 |

| Legend: | | | | | | | |
|---------|------------------|------|----------------------|------|---------------|-----|---------------|
| % | Efficiency | 2Min | 2 Minute Suspensions | 6m | 6-metre Shots | 7m | 7-metre Shots |
| AS | Assists | BS | Blocked Shots | BT | Breakthroughs | EX | Exclusions |
| G/S | Goals/Shots | n/a | not applicable | RC | Red Cards | S/S | Saves/Shots |
| TF | Technical Faults | TP | Time Played | Wing | Wing Shots | YC | Yellow Cards |
| | | | | | | 9m | 9-metre Shots |
| | | | | | | FB | Fast Breaks |
| | | | | | | ST | Steals |





RESULTS
比赛成绩 / RÉSULTATS
RUS 30 - 29 GER
(16 - 14) (14 - 15)

Referees: (5) GJEDING M / (6) HANSEN M (DEN)

RUS - Russian Fed.

| Players | | Shots | | | | | | | | Penalties | | | |
|---------|-----------------------|-------|-----|-----|------|------|-----|------|------|-----------|------|----|----|
| No. | Name | G/S | % | 6m | Wing | 9m | 7m | FB | BT | YC | 2Min | RC | EX |
| 1 | SUSLINA Inna | | | | | | | | | | | | |
| 3 | POLTORATSKAYA Irina | 2/3 | 67 | | | 1/2 | | | 1/1 | | 1 | | |
| 4 | ROMENSKAYA Oxana | 1/2 | 50 | 1/1 | | | | 0/1 | | | 1 | | |
| 5 | POSTNOVA Liudmila | 8/15 | 53 | | | 5/11 | | 1/2 | 2/2 | | | | |
| 6 | KAREEVA Anna | | | | | | | | | | | | |
| 8 | ANDRYUSHINA Ekaterina | 4/7 | 57 | | | 2/3 | | | 2/4 | | | | |
| 9 | USKOVA Yana | 1/1 | 100 | | | | | | 1/1 | 1 | 1 | | |
| 10 | POLENOVA Elena | 1/3 | 33 | | | 0/1 | 1/2 | | | | | | |
| 11 | TUREY Emiliya | 0/1 | 0 | 0/1 | | | | | | | | | |
| 15 | SHIPILOVA Natalia | 6/8 | 75 | 3/3 | | | | 3/4 | 0/1 | 1 | | | |
| 16 | SIDOROVA Maria | | | | | | | | | | | | |
| 17 | MARENNIKOVA Ekaterina | 2/4 | 50 | | 0/1 | | | 1/2 | 1/1 | | | | |
| 19 | DMITRIEVA Elena | 2/2 | 100 | | 1/1 | | | 1/1 | | | 1 | | |
| 24 | BLIZNOVA Irina | 3/8 | 38 | | | 1/3 | 0/1 | 0/1 | 2/3 | | | | |
| | Bench/Team | | | | | | | | | | | | |
| | Totals | 30/54 | 56 | 4/5 | 1/2 | 9/20 | 1/3 | 6/11 | 9/13 | 2 | 4 | 0 | 0 |

| Goalkeepers | | Saves | | | | | | | |
|-------------|----------------|-------|----|-----|------|------|-----|------|-----|
| No. | Name | S/S | % | 6m | Wing | 9m | 7m | FB | BT |
| 1 | SUSLINA Inna | 8/18 | 44 | 0/2 | 4/6 | 3/5 | 1/1 | 0/4 | |
| 16 | SIDOROVA Maria | 7/26 | 27 | 0/6 | 1/3 | 4/8 | 1/1 | 1/7 | 0/1 |
| | Totals | 15/44 | 34 | 0/8 | 5/9 | 7/13 | 2/2 | 1/11 | 0/1 |

GER - Germany

| Players | | Shots | | | | | | | | Penalties | | | |
|---------|--------------------|-------|-----|------|------|------|-----|-------|-----|-----------|------|----|----|
| No. | Name | G/S | % | 6m | Wing | 9m | 7m | FB | BT | YC | 2Min | RC | EX |
| 1 | ENGLERT Sabine | | | | | | | | | | | | |
| 2 | HARDTER Nadine | 1/2 | 50 | | 0/1 | | | 1/1 | | | | | |
| 4 | JURACK Grit | 7/17 | 41 | 1/1 | | 3/11 | 0/1 | 3/4 | | 1 | 1 | | |
| 7 | WORZ Nina Christin | 8/13 | 62 | 4/6 | | 1/2 | | 3/4 | 0/1 | | 1 | | |
| 8 | MULLER Anne | 1/1 | 100 | | | | | 1/1 | | 1 | 1 | | |
| 9 | STEINBACH Laura | 0/1 | 0 | | | 0/1 | | | | | | | |
| 10 | LOERPER Anna | 1/3 | 33 | | 1/2 | | 0/1 | | | | | | |
| 11 | HERING Mandy | 1/1 | 100 | | 1/1 | | | | | | | | |
| 13 | KRAUSE Nadine | 6/13 | 46 | 2/2 | 0/2 | 1/5 | 0/1 | 2/2 | 1/1 | | | | |
| 15 | NEUKAMP Sabrina | 0/1 | 0 | | 0/1 | | | | | | | | |
| 16 | WOLTERING Clara | | | | | | | | | | | | |
| 18 | BAUMBACH Maren | 1/1 | 100 | 1/1 | | | | | | | | | |
| 19 | MELBECK Stefanie | 2/3 | 67 | | 2/2 | | | 0/1 | | 1 | | | |
| 20 | ALTHAUS Anja | 1/1 | 100 | | | 1/1 | | | | | | | |
| | Bench/Team | | | | | | | | | | | | |
| | Totals | 29/57 | 51 | 8/10 | 4/9 | 6/20 | 0/3 | 10/13 | 1/2 | 3 | 3 | 0 | 0 |

| Goalkeepers | | Saves | | | | | | | |
|-------------|-----------------|-------|----|-----|------|------|-----|-----|------|
| No. | Name | S/S | % | 6m | Wing | 9m | 7m | FB | BT |
| 1 | ENGLERT Sabine | | | | | | | | |
| 16 | WOLTERING Clara | 14/44 | 32 | 1/5 | 1/2 | 6/15 | 1/2 | 2/8 | 3/12 |
| | Totals | 14/44 | 32 | 1/5 | 1/2 | 6/15 | 1/2 | 2/8 | 3/12 |

RUNNING SCORE

RUS - GER

| 1st Half | |
|-------------|---------------|
| 0 (1') 1 | WORZ NC |
| 0 (2') 2 | JURACK G |
| 1 (3') 2 | |
| 1 (4') 3 | WORZ NC |
| 1 (5') 4 | JURACK G |
| 1 (6') 5 | WORZ NC |
| 2 (6') 5 | |
| 3 (9') 5 | ANDRYUSHINA E |
| 3 (9') 6 | KRAUSE N |
| 4 (10') 6 | |
| 4 (11') 7 | WORZ NC |
| 5 (13') 7 | SHIPILOVA N |
| 5 (13') 8 | JURACK G |
| 6 (14') 8 | BLIZNOVA I |
| 6 (15') 9 | KRAUSE N |
| 6 (17') 10 | MELBECK S |
| 7 (17') 10 | ANDRYUSHINA E |
| 7 (18') 11 | JURACK G |
| 8 (19') 11 | POSTNOVA L |
| 9 (20') 11 | POSTNOVA L |
| 10 (21') 11 | POSTNOVA L |
| 10 (21') 12 | ALTHAUS A |
| 11 (22') 12 | POSTNOVA L |
| 12 (23') 12 | USKOVA Y |
| 12 (24') 13 | HARDTER N |
| 13 (26') 13 | SHIPILOVA N |
| 14 (27') 13 | POSTNOVA L |
| 14 (27') 14 | WORZ NC |
| 15 (28') 14 | DMITRIEVA E |
| 16 (29') 14 | POSTNOVA L |

2nd Half

| | |
|-------------|-----------------|
| 16 (32') 15 | WORZ NC |
| 16 (32') 16 | KRAUSE N |
| 17 (32') 16 | POSTNOVA L |
| 18 (35') 16 | POSTNOVA L |
| 18 (36') 17 | JURACK G |
| 19 (36') 17 | ANDRYUSHINA E |
| 20 (37') 17 | BLIZNOVA I |
| 20 (38') 18 | KRAUSE N |
| 21 (39') 18 | MARENNIKOVA E |
| 21 (39') 19 | MULLER A |
| 22 (39') 19 | MARENNIKOVA E |
| 22 (40') 20 | HERING M |
| 22 (41') 21 | MELBECK S |
| 22 (41') 22 | JURACK G |
| 23 (41') 22 | POLTORATSKAYA I |
| 23 (43') 23 | JURACK G |
| 24 (45') 23 | ROMENSKAYA O |
| 24 (45') 24 | WORZ NC |
| 25 (47') 24 | POLTORATSKAYA I |
| 26 (49') 24 | POLENOVA E |
| 27 (50') 24 | DMITRIEVA E |
| 27 (51') 25 | LOERPER A |
| 27 (51') 26 | WORZ NC |
| 28 (52') 26 | ANDRYUSHINA E |
| 28 (57') 27 | KRAUSE N |
| 29 (58') 27 | SHIPILOVA N |
| 29 (59') 28 | BAUMBACH M |
| 29 (60') 29 | KRAUSE N |
| 30 (60') 29 | SHIPILOVA N |

| | | | | | |
|-------------------------|------------------------|----------------------------------|-------------------------|-------------------------|-------------------------|
| Legend: | % Efficiency | 2Min 2 Minute Suspensions | 6m 6-metre Shots | 7m 7-metre Shots | 9m 9-metre Shots |
| BT Breakthroughs | EX Exclusions | FB Fast Breaks | G/S Goals/Shots | RC Red Cards | |
| S/S Saves/Shots | Wing Wing Shots | YC Yellow Cards | | | |



MATCH TEAM STATISTICS

参赛队技术统计 / STATISTIQUES DU MATCH PAR ÉQUIPE

RUS 30 - 29 GER

(16 - 14) (14 - 15)

Referees: (5) GJEDING M / (6) HANSEN M (DEN)

RUS - Russian Fed.

| Players | | Shots | | | | | | | | Offence | | Defence | | Penalties | | | | TP |
|---------------|-----------------------|-------|-----|-----|------|------|-----|------|------|---------|----|---------|----|-----------|------|----|----|-------|
| No. | Name | G/S | % | 6m | Wing | 9m | 7m | FB | BT | AS | TF | ST | BS | YC | 2Min | RC | EX | |
| 1 | SUSLINA Inna | | | | | | | | | | | | | | | | | 22:52 |
| 3 | POLTORATSKAYA Irina | 2/3 | 67 | | | 1/2 | | | 1/1 | 1 | 1 | | | | | 1 | | 18:36 |
| 4 | ROMENSKAYA Oxana | 1/2 | 50 | 1/1 | | | | 0/1 | | | 2 | 1 | 3 | | | 1 | | 36:02 |
| 5 | POSTNOVA Liudmila | 8/15 | 53 | | | 5/11 | | 1/2 | 2/2 | 4 | 4 | 2 | 1 | | | | | 38:00 |
| 6 | KAREEVA Anna | | | | | | | | | | | | | | | | | |
| 8 | ANDRYUSHINA Ekaterina | 4/7 | 57 | | | 2/3 | | | 2/4 | 2 | 3 | | 1 | | | | | 32:14 |
| 9 | USKOVA Yana | 1/1 | 100 | | | | | | 1/1 | | 1 | | | 1 | 1 | | | 39:35 |
| 10 | POLENOVA Elena | 1/3 | 33 | | | 0/1 | 1/2 | | | | 1 | | | | | | | 22:34 |
| 11 | TUREY Emiliya | 0/1 | 0 | 0/1 | | | | | | | | | | | | | | 22:48 |
| 15 | SHIPILOVA Natalia | 6/8 | 75 | 3/3 | | | | 3/4 | 0/1 | | 2 | 1 | 1 | 1 | | | | 40:58 |
| 16 | SIDOROVA Maria | | | | | | | | | | 1 | | | | | | | 37:08 |
| 17 | MARENNIKOVA Ekaterina | 2/4 | 50 | | 0/1 | | | 1/2 | 1/1 | | 3 | 2 | | | | | | 24:56 |
| 19 | DMITRIEVA Elena | 2/2 | 100 | | 1/1 | | | 1/1 | | 1 | 1 | | | | | 1 | | 37:14 |
| 24 | BLIZNOVA Irina | 3/8 | 38 | | | 1/3 | 0/1 | 0/1 | 2/3 | 2 | 4 | 1 | | | | | | 47:03 |
| | Bench/Team | | | | | | | | | | | | | | | | | |
| Totals | | 30/54 | 56 | 4/5 | 1/2 | 9/20 | 1/3 | 6/11 | 9/13 | 10 | 23 | 7 | 6 | 2 | 4 | 0 | 0 | |

| Goalkeepers | | Total Shots | | 6m Shots | | Wing Shots | | 9m Shots | | 7m Shots | | Fast Breaks | | Breakthroughs | |
|---------------|----------------|-------------|----|----------|---|------------|----|----------|----|----------|-----|-------------|----|---------------|---|
| No. | Name | S/S | % | S/S | % | S/S | % | S/S | % | S/S | % | S/S | % | S/S | % |
| 1 | SUSLINA Inna | 8/18 | 44 | 0/2 | 0 | 4/6 | 67 | 3/5 | 60 | 1/1 | 100 | 0/4 | 0 | | |
| 16 | SIDOROVA Maria | 7/26 | 27 | 0/6 | 0 | 1/3 | 33 | 4/8 | 50 | 1/1 | 100 | 1/7 | 14 | 0/1 | 0 |
| Totals | | 15/44 | 34 | 0/8 | 0 | 5/9 | 56 | 7/13 | 54 | 2/2 | 100 | 1/11 | 9 | 0/1 | 0 |

| Team Shots | Goals | Saves | Missed | Post | Blocked | Total | % |
|---------------|-------|-------|--------|------|---------|-------|----|
| 6m Shots | 4 | 1 | 0 | 0 | 0 | 5 | 80 |
| Wing Shots | 1 | 1 | 0 | 0 | 0 | 2 | 50 |
| 9m Shots | 9 | 6 | 0 | 1 | 4 | 20 | 45 |
| 7m Shots | 1 | 1 | 0 | 1 | n/a | 3 | 33 |
| Fast Breaks | 6 | 2 | 2 | 1 | 0 | 11 | 55 |
| Breakthroughs | 9 | 3 | 0 | 1 | 0 | 13 | 69 |
| Totals | 30 | 14 | 2 | 4 | 4 | 54 | 56 |

Number of Attacks: 72, Scoring Efficiency: 42%



OSC GYMNASIUM
 奥体中心体育馆
 GYMNASE DU CSO

SUN 星期日 DIM
 17 AUG 2008
 19:00

HANDBALL
 手球 / HANDBALL

WOMEN
 女子项目 / FEMMES

PRELIMINARY GROUP B - MATCH 29
 预赛B组 - 第29场 / PRÉLIMINAIRE GROUPE B - MATCH 29



MATCH TEAM STATISTICS
 参赛队技术统计 / STATISTIQUES DU MATCH PAR ÉQUIPE

RUS 30 - 29 GER
 (16 - 14) (14 - 15)

Referees: (5) GJEDING M / (6) HANSEN M (DEN)

RUS - Russian Fed.

Shots Distribution

| Players | | | |
|-------------------|----------------|---------------------------|------------------|
| Goals / Shots | | | |
| 3 POLTORATSKAYA I | 4 ROMENSKAYA O | 5 POSTNOVA L | 6 KAREEVA A |
| 2/2 | 1/1 | 0/1 | |
| | | 3/4 | 1/1 |
| 0/1 | | 1/1 | 3/4 |
| | | 1-Missed 1-Post 2-Blocked | |
| 8 ANDRYUSHINA E | 9 USKOVA Y | 10 POLENOVA E | |
| 1/1 | | 1/1 | |
| | | | |
| 3/4 | 0/1 | | 1/1 |
| | | 1-Post | 1-Post 1-Blocked |
| 11 TUREY E | 15 SHIPILOVA N | 17 MARENNIKOVA E | 19 DMITRIEVA E |
| | 2/2 | | |
| | 1/1 | | 1/1 |
| 0/1 | 1/1 0/1 2/2 | 1/1 1/1 | |
| | 1-Post | 1-Missed | 1-Blocked |
| 24 BLIZNOVA I | | | |
| | 0/1 | | |
| | 1/1 | 0/1 | |
| | | 2/4 | |

| Team | Offence | Defence | Goalkeepers | | | | | | | | | | | | | | | | | | | | | | | | | | | | | | | | | | | | | | | | | | | | | | | | | | | | | | | | | | | | |
|---|---------|--------------------|---------------|-----|--|-----|-----|-----|------|--|-----|-----|--------------------|-----|-----|------|--------|-----|-----|-----|--|------------------|---|-------------------|-----|-----|-----|-----|-----|-----|-----|-------------------|--------|--|-----|---|-----|-----|-----|-----|--|-----|-----|-----|-----|-----|-----|-----|-----|--|-----|-----|-----|--|-----|-----|-----|-----|--|-----|-----|-----|-----|
| Goals / Shots | | | Saves / Shots | | | | | | | | | | | | | | | | | | | | | | | | | | | | | | | | | | | | | | | | | | | | | | | | | | | | | | | | | | | | |
| <table border="1"> <tr><td>5/5</td><td>2/4</td><td></td></tr> <tr><td>5/6</td><td></td><td>2/6</td></tr> <tr><td>7/9</td><td>1/2</td><td>8/12</td></tr> </table> <p>2-Missed 4-Post 4-Blocked</p> | 5/5 | 2/4 | | 5/6 | | 2/6 | 7/9 | 1/2 | 8/12 | <table border="1"> <tr><td>0/0</td><td>1/1</td><td>9/13 Breakthroughs</td></tr> <tr><td>0/0</td><td>3/4</td><td>4/13</td></tr> <tr><td>1/3 7m</td><td>1/1</td><td>4/6</td></tr> <tr><td>1/2</td><td></td><td>6/11 Fast Breaks</td></tr> </table> | 0/0 | 1/1 | 9/13 Breakthroughs | 0/0 | 3/4 | 4/13 | 1/3 7m | 1/1 | 4/6 | 1/2 | | 6/11 Fast Breaks | <table border="1"> <tr><td>1/2 Breakthroughs</td><td>2/6</td></tr> <tr><td>2/5</td><td>3/4</td></tr> <tr><td>4/6</td><td>3/4</td></tr> <tr><td>0/9</td><td>2/2</td></tr> <tr><td>10/13 Fast Breaks</td><td>0/3 7m</td></tr> <tr><td></td><td>2/3</td></tr> </table> | 1/2 Breakthroughs | 2/6 | 2/5 | 3/4 | 4/6 | 3/4 | 0/9 | 2/2 | 10/13 Fast Breaks | 0/3 7m | | 2/3 | <table border="1"> <tr><td>1/4</td><td>2/3</td><td>3/3</td></tr> <tr><td>2/6</td><td></td><td>3/9</td></tr> <tr><td>3/8</td><td>1/6</td><td>0/5</td></tr> </table> <p>1 SUSLINA I</p> <table border="1"> <tr><td>1/2</td><td>1/1</td><td>2/2</td></tr> <tr><td>1/1</td><td></td><td>1/4</td></tr> <tr><td>1/4</td><td>1/4</td><td></td></tr> </table> <p>16 SIDOROVA M</p> <table border="1"> <tr><td>0/2</td><td>1/2</td><td>1/1</td></tr> <tr><td>1/5</td><td></td><td>2/5</td></tr> <tr><td>2/4</td><td>0/2</td><td>0/5</td></tr> </table> | 1/4 | 2/3 | 3/3 | 2/6 | | 3/9 | 3/8 | 1/6 | 0/5 | 1/2 | 1/1 | 2/2 | 1/1 | | 1/4 | 1/4 | 1/4 | | 0/2 | 1/2 | 1/1 | 1/5 | | 2/5 | 2/4 | 0/2 | 0/5 |
| 5/5 | 2/4 | | | | | | | | | | | | | | | | | | | | | | | | | | | | | | | | | | | | | | | | | | | | | | | | | | | | | | | | | | | | | | |
| 5/6 | | 2/6 | | | | | | | | | | | | | | | | | | | | | | | | | | | | | | | | | | | | | | | | | | | | | | | | | | | | | | | | | | | | | |
| 7/9 | 1/2 | 8/12 | | | | | | | | | | | | | | | | | | | | | | | | | | | | | | | | | | | | | | | | | | | | | | | | | | | | | | | | | | | | | |
| 0/0 | 1/1 | 9/13 Breakthroughs | | | | | | | | | | | | | | | | | | | | | | | | | | | | | | | | | | | | | | | | | | | | | | | | | | | | | | | | | | | | | |
| 0/0 | 3/4 | 4/13 | | | | | | | | | | | | | | | | | | | | | | | | | | | | | | | | | | | | | | | | | | | | | | | | | | | | | | | | | | | | | |
| 1/3 7m | 1/1 | 4/6 | | | | | | | | | | | | | | | | | | | | | | | | | | | | | | | | | | | | | | | | | | | | | | | | | | | | | | | | | | | | | |
| 1/2 | | 6/11 Fast Breaks | | | | | | | | | | | | | | | | | | | | | | | | | | | | | | | | | | | | | | | | | | | | | | | | | | | | | | | | | | | | | |
| 1/2 Breakthroughs | 2/6 | | | | | | | | | | | | | | | | | | | | | | | | | | | | | | | | | | | | | | | | | | | | | | | | | | | | | | | | | | | | | | |
| 2/5 | 3/4 | | | | | | | | | | | | | | | | | | | | | | | | | | | | | | | | | | | | | | | | | | | | | | | | | | | | | | | | | | | | | | |
| 4/6 | 3/4 | | | | | | | | | | | | | | | | | | | | | | | | | | | | | | | | | | | | | | | | | | | | | | | | | | | | | | | | | | | | | | |
| 0/9 | 2/2 | | | | | | | | | | | | | | | | | | | | | | | | | | | | | | | | | | | | | | | | | | | | | | | | | | | | | | | | | | | | | | |
| 10/13 Fast Breaks | 0/3 7m | | | | | | | | | | | | | | | | | | | | | | | | | | | | | | | | | | | | | | | | | | | | | | | | | | | | | | | | | | | | | | |
| | 2/3 | | | | | | | | | | | | | | | | | | | | | | | | | | | | | | | | | | | | | | | | | | | | | | | | | | | | | | | | | | | | | | |
| 1/4 | 2/3 | 3/3 | | | | | | | | | | | | | | | | | | | | | | | | | | | | | | | | | | | | | | | | | | | | | | | | | | | | | | | | | | | | | |
| 2/6 | | 3/9 | | | | | | | | | | | | | | | | | | | | | | | | | | | | | | | | | | | | | | | | | | | | | | | | | | | | | | | | | | | | | |
| 3/8 | 1/6 | 0/5 | | | | | | | | | | | | | | | | | | | | | | | | | | | | | | | | | | | | | | | | | | | | | | | | | | | | | | | | | | | | | |
| 1/2 | 1/1 | 2/2 | | | | | | | | | | | | | | | | | | | | | | | | | | | | | | | | | | | | | | | | | | | | | | | | | | | | | | | | | | | | | |
| 1/1 | | 1/4 | | | | | | | | | | | | | | | | | | | | | | | | | | | | | | | | | | | | | | | | | | | | | | | | | | | | | | | | | | | | | |
| 1/4 | 1/4 | | | | | | | | | | | | | | | | | | | | | | | | | | | | | | | | | | | | | | | | | | | | | | | | | | | | | | | | | | | | | | |
| 0/2 | 1/2 | 1/1 | | | | | | | | | | | | | | | | | | | | | | | | | | | | | | | | | | | | | | | | | | | | | | | | | | | | | | | | | | | | | |
| 1/5 | | 2/5 | | | | | | | | | | | | | | | | | | | | | | | | | | | | | | | | | | | | | | | | | | | | | | | | | | | | | | | | | | | | | |
| 2/4 | 0/2 | 0/5 | | | | | | | | | | | | | | | | | | | | | | | | | | | | | | | | | | | | | | | | | | | | | | | | | | | | | | | | | | | | | |



MATCH TEAM STATISTICS

参赛队技术统计 / STATISTIQUES DU MATCH PAR ÉQUIPE

RUS 30 - 29 GER

(16 - 14) (14 - 15)

Referees: (5) GJEDING M / (6) HANSEN M (DEN)

GER - Germany

| No. | Name | Shots | | | | | | | | Offence | | Defence | | Penalties | | | TP | |
|-----|--------------------|-------|-----|------|------|------|-----|-------|-----|---------|----|---------|----|-----------|------|----|-------|-------|
| | | G/S | % | 6m | Wing | 9m | 7m | FB | BT | AS | TF | ST | BS | YC | 2Min | RC | | EX |
| 1 | ENGLERT Sabine | | | | | | | | | | | | | | | | | |
| 2 | HARDTER Nadine | 1/2 | 50 | | 0/1 | | | 1/1 | | | 1 | | | | | | | 30:00 |
| 4 | JURACK Grit | 7/17 | 41 | 1/1 | | 3/11 | 0/1 | 3/4 | | 8 | 7 | 4 | 1 | 1 | 1 | | 55:46 | |
| 7 | WORZ Nina Christin | 8/13 | 62 | 4/6 | | 1/2 | | 3/4 | 0/1 | 2 | 4 | 1 | | | 1 | | 52:01 | |
| 8 | MULLER Anne | 1/1 | 100 | | | | | 1/1 | | 2 | 1 | 2 | | 1 | 1 | | 34:45 | |
| 9 | STEINBACH Laura | 0/1 | 0 | | | 0/1 | | | | | | | | | | | 6:56 | |
| 10 | LOERPER Anna | 1/3 | 33 | | 1/2 | | 0/1 | | | | 1 | 1 | | | | | 18:46 | |
| 11 | HERING Mandy | 1/1 | 100 | | 1/1 | | | | | | | | | | | | 16:17 | |
| 13 | KRAUSE Nadine | 6/13 | 46 | 2/2 | 0/2 | 1/5 | 0/1 | 2/2 | 1/1 | 3 | 3 | | | | | | 53:04 | |
| 15 | NEUKAMP Sabrina | 0/1 | 0 | | 0/1 | | | | | | 2 | | 1 | | | | 17:57 | |
| 16 | WOLTERING Clara | | | | | | | | | | | | | | | | 60:00 | |
| 18 | BAUMBACH Maren | 1/1 | 100 | 1/1 | | | | | | 1 | 1 | | | | | | 7:59 | |
| 19 | MELBECK Stefanie | 2/3 | 67 | | 2/2 | | | 0/1 | | 1 | 1 | 1 | 1 | 1 | | | 40:50 | |
| 20 | ALTHAUS Anja | 1/1 | 100 | | | 1/1 | | | | | 2 | | 1 | | | | 25:39 | |
| | Bench/Team | | | | | | | | | | | | | | | | | |
| | Totals | 29/57 | 51 | 8/10 | 4/9 | 6/20 | 0/3 | 10/13 | 1/2 | 17 | 23 | 9 | 4 | 3 | 3 | 0 | 0 | |

| No. | Name | Total Shots | | 6m Shots | | Wing Shots | | 9m Shots | | 7m Shots | | Fast Breaks | | Breakthroughs | |
|-----|-----------------|-------------|----|----------|----|------------|----|----------|----|----------|----|-------------|----|---------------|----|
| | | S/S | % | S/S | % | S/S | % | S/S | % | S/S | % | S/S | % | S/S | % |
| 1 | ENGLERT Sabine | | | | | | | | | | | | | | |
| 16 | WOLTERING Clara | 14/44 | 32 | 1/5 | 20 | 1/2 | 50 | 6/15 | 40 | 1/2 | 50 | 2/8 | 25 | 3/12 | 25 |
| | Totals | 14/44 | 32 | 1/5 | 20 | 1/2 | 50 | 6/15 | 40 | 1/2 | 50 | 2/8 | 25 | 3/12 | 25 |

| Team Shots | Goals | Saves | Missed | Post | Blocked | Total | % |
|---------------|-------|-------|--------|------|---------|-------|----|
| 6m Shots | 8 | 0 | 0 | 2 | 0 | 10 | 80 |
| Wing Shots | 4 | 5 | 0 | 0 | 0 | 9 | 44 |
| 9m Shots | 6 | 7 | 1 | 1 | 5 | 20 | 30 |
| 7m Shots | 0 | 2 | 0 | 1 | n/a | 3 | 0 |
| Fast Breaks | 10 | 1 | 1 | 0 | 1 | 13 | 77 |
| Breakthroughs | 1 | 0 | 0 | 1 | 0 | 2 | 50 |
| Totals | 29 | 15 | 2 | 5 | 6 | 57 | 51 |

Number of Attacks: 72, Scoring Efficiency: 40%



OSC GYMNASIUM
 奥体中心体育馆
 GYMNASE DU CSO

SUN 星期日 DIM
 17 AUG 2008
 19:00

HANDBALL
 手球 / HANDBALL

WOMEN
 女子项目 / FEMMES

PRELIMINARY GROUP B - MATCH 29
 预赛B组 - 第29场 / PRÉLIMINAIRE GROUPE B - MATCH 29



MATCH TEAM STATISTICS

参赛队技术统计 / STATISTIQUES DU MATCH PAR ÉQUIPE

RUS 30 - 29 GER
 (16 - 14) (14 - 15)

Referees: (5) GJEDING M / (6) HANSEN M (DEN)

GER - Germany

Shots Distribution

| Players | | | Goals / Shots | | | Players | | | Goals / Shots | | | Players | | | Goals / Shots | | | Players | | | Goals / Shots | | |
|-------------|-----|-----|---------------|-----|-----|---------------|--|-----|---------------|--|-----|---------------|--|-----|---------------|--|-----|-------------|--|--|---------------|--|-----|
| 2 HARDTER N | | | 4 JURACK G | | | 7 WORZ NC | | | 8 MULLER A | | | 9 STEINBACH L | | | 10 LOERPER A | | | 11 HERING M | | | | | |
| | | 0/1 | 1/1 | 1/1 | 0/2 | 1/1 | | | 1/1 | | | | | 0/1 | | | | | | | | | 1/1 |
| | | | 1/2 | | | 1/1 | | 2/2 | | | | | | 0/1 | | | | | | | | | |
| | 1/1 | | 1/2 | 1/1 | 2/2 | 2/2 | | 2/2 | | | | | | 1/1 | | | | | | | | | |
| 13 KRAUSE N | | | 15 NEUKAMP S | | | 18 BAUMBACH M | | | 19 MELBECK S | | | 20 ALTHAUS A | | | | | | | | | | | |
| | | 0/1 | 0/1 | | | | | | | | | | | | | | 1/1 | | | | | | |
| 1/1 | | 2/4 | | | | 1/1 | | | 0/1 | | | | | | | | | | | | | | |
| 1/3 | 2/3 | | | | | | | | 1/1 | | 1/1 | | | | | | | | | | | | |
| 1-Post | | | | | | | | | | | | | | | | | | | | | | | |

| Team | Offence | Defence | Goalkeepers | | | | | | | | | | | | | | | | | | |
|--|---------|---------|--|-----|-----|-----|-----|-----|-----|-----|-----|--|-----|-----|--|-----|--|-----|-----|-----|------|
| Goals / Shots | | | Saves / Shots | | | | | | | | | | | | | | | | | | |
| <table border="1"> <tr><td>3/4</td><td>1/3</td><td>0/3</td></tr> <tr><td>4/6</td><td></td><td>6/9</td></tr> <tr><td>5/8</td><td>5/6</td><td>5/5</td></tr> </table> | 3/4 | 1/3 | 0/3 | 4/6 | | 6/9 | 5/8 | 5/6 | 5/5 | | | <table border="1"> <tr><td>0/5</td><td>2/4</td><td></td></tr> <tr><td>1/6</td><td></td><td>4/6</td></tr> <tr><td>2/9</td><td>1/2</td><td>4/12</td></tr> </table> | 0/5 | 2/4 | | 1/6 | | 4/6 | 2/9 | 1/2 | 4/12 |
| 3/4 | 1/3 | 0/3 | | | | | | | | | | | | | | | | | | | |
| 4/6 | | 6/9 | | | | | | | | | | | | | | | | | | | |
| 5/8 | 5/6 | 5/5 | | | | | | | | | | | | | | | | | | | |
| 0/5 | 2/4 | | | | | | | | | | | | | | | | | | | | |
| 1/6 | | 4/6 | | | | | | | | | | | | | | | | | | | |
| 2/9 | 1/2 | 4/12 | | | | | | | | | | | | | | | | | | | |
| 2-Missed 5-Post 6-Blocked | | | 1 ENGLERT S | | | | | | | | | | | | | | | | | | |
| | | | <table border="1"> <tr><td></td><td></td><td></td></tr> <tr><td></td><td></td><td></td></tr> <tr><td></td><td></td><td></td></tr> </table> | | | | | | | | | | | | | | | | | | |
| | | | | | | | | | | | | | | | | | | | | | |
| | | | | | | | | | | | | | | | | | | | | | |
| | | | | | | | | | | | | | | | | | | | | | |
| | | | 16 WOLTERING C | | | | | | | | | | | | | | | | | | |
| | | | <table border="1"> <tr><td>0/5</td><td>2/4</td><td></td></tr> <tr><td>1/6</td><td></td><td>4/6</td></tr> <tr><td>2/9</td><td>1/2</td><td>4/12</td></tr> </table> | 0/5 | 2/4 | | 1/6 | | 4/6 | 2/9 | 1/2 | 4/12 | | | | | | | | | |
| 0/5 | 2/4 | | | | | | | | | | | | | | | | | | | | |
| 1/6 | | 4/6 | | | | | | | | | | | | | | | | | | | |
| 2/9 | 1/2 | 4/12 | | | | | | | | | | | | | | | | | | | |

| Legend: | | | | | | | |
|---------|------------------|------|----------------------|------|---------------|-----|---------------|
| % | Efficiency | 2Min | 2 Minute Suspensions | 6m | 6-metre Shots | 7m | 7-metre Shots |
| AS | Assists | BS | Blocked Shots | BT | Breakthroughs | EX | Exclusions |
| G/S | Goals/Shots | n/a | not applicable | RC | Red Cards | S/S | Saves/Shots |
| TF | Technical Faults | TP | Time Played | Wing | Wing Shots | YC | Yellow Cards |
| | | | | | | 9m | 9-metre Shots |
| | | | | | | FB | Fast Breaks |
| | | | | | | ST | Steals |





RESULTS

比赛成绩 / RÉSULTATS

HUN 22 - 33 KOR

(11 - 19) (11 - 14)

Referees: (9) BRETO V / (10) HUELIN J (ESP)

HUN - Hungary

| No. | Name | Shots | | | | | | | | Penalties | | | |
|--------|---------------------|-------|----|------|------|------|-----|------|-----|-----------|------|----|----|
| | | G/S | % | 6m | Wing | 9m | 7m | FB | BT | YC | 2Min | RC | EX |
| 2 | FERLING Bernadett | 2/5 | 40 | | | 2/3 | | 0/2 | | 1 | | | |
| 6 | VERTEN Orsolya | 3/8 | 38 | 0/2 | 0/1 | | | 3/3 | 0/2 | | 1 | | |
| 10 | PIGNICZKI Krisztina | 3/5 | 60 | 2/2 | | 0/1 | | 0/1 | 1/1 | | | | |
| 12 | HERR Orsolya | | | | | | | | | | | | |
| 13 | GORBICZ Anita | 7/13 | 54 | 1/1 | | 2/7 | 0/1 | 2/2 | 2/2 | | 1 | | |
| 16 | PALINGER Katalin | | | | | | | | | | | | |
| 17 | TOTH Timea | 2/5 | 40 | 1/3 | | 0/1 | 1/1 | | | | 1 | | |
| 18 | SZAMORANSKY Piroska | | | | | | | | | 1 | | | |
| 22 | BODI Bernadett | | | | | | | | | | | | |
| 23 | SZUCS Gabriella | 3/7 | 43 | 1/1 | | 2/5 | | 0/1 | | 1 | 1 | | |
| 26 | BORBAS Rita | 1/2 | 50 | 1/2 | | | | | | | | | |
| 31 | HORNYAK Agnes | | | | | | | | | | | | |
| 83 | KOVACSICZ Monika | 1/2 | 50 | | | | | 0/1 | 1/1 | | | 1 | |
| 87 | TOMORI Zsuzsanna | 0/2 | 0 | | | 0/2 | | | | | | | |
| | Bench/Team | | | | | | | | | 1 | | | |
| Totals | | 22/49 | 45 | 6/11 | 0/1 | 6/19 | 1/2 | 5/10 | 4/6 | 4 | 5 | 0 | 0 |

| Goalkeepers | | Saves | | | | | | | |
|-------------|------------------|-------|----|-----|------|------|-----|-----|-----|
| No. | Name | S/S | % | 6m | Wing | 9m | 7m | FB | BT |
| 12 | HERR Orsolya | 0/4 | 0 | | 0/1 | 0/1 | | | 0/2 |
| 16 | PALINGER Katalin | 13/42 | 31 | 1/6 | 3/10 | 4/13 | 2/4 | 3/6 | 0/3 |
| Totals | | 13/46 | 28 | 1/6 | 3/11 | 4/14 | 2/4 | 3/6 | 0/5 |

KOR - Korea

| No. | Name | Shots | | | | | | | | Penalties | | | |
|--------|---------------|-------|-----|-----|------|-------|-----|-----|-----|-----------|------|----|----|
| | | G/S | % | 6m | Wing | 9m | 7m | FB | BT | YC | 2Min | RC | EX |
| 1 | OH Yongran | | | | | | | | | | | | |
| 3 | KIM Ona | 2/4 | 50 | 0/1 | | 0/1 | 1/1 | | 1/1 | | | | |
| 4 | HUH Soonyoung | 4/5 | 80 | 3/3 | | | | 1/2 | | | | | |
| 6 | SONG Hairim | 1/3 | 33 | | | 1/2 | 0/1 | | | | | | |
| 7 | KIM Namsun | | | | | | | | | | | | |
| 9 | KIM Chayoun | | | | | | | | | 1 | | | |
| 10 | OH Seongok | 6/7 | 86 | | | 4/5 | | | 2/2 | 1 | 1 | | |
| 11 | HONG Jeongho | 4/8 | 50 | 1/1 | | 1/2 | 1/3 | 0/1 | 1/1 | | | | |
| 13 | PARK Chunghee | 3/7 | 43 | | 3/7 | | | | | | | | |
| 16 | LEE Minhee | | | | | | | | | | | | |
| 17 | AN Junghwa | 5/7 | 71 | | 4/4 | | | 1/3 | | | | | |
| 18 | BAE Minhee | 1/1 | 100 | | 1/1 | | | | | | | | |
| 19 | CHOI Imjeong | 2/5 | 40 | | | 1/4 | | | 1/1 | 1 | 1 | | |
| 20 | MOON Pilhee | 5/7 | 71 | 1/1 | | 3/5 | | 1/1 | | | 1 | | |
| | Bench/Team | | | | | | | | | | | | |
| Totals | | 33/54 | 61 | 5/6 | 8/12 | 10/19 | 2/5 | 3/7 | 5/5 | 3 | 3 | 0 | 0 |

| Goalkeepers | | Saves | | | | | | | |
|-------------|------------|-------|----|------|------|------|-----|-----|-----|
| No. | Name | S/S | % | 6m | Wing | 9m | 7m | FB | BT |
| 1 | OH Yongran | 14/36 | 39 | 4/10 | | 5/11 | 1/2 | 4/9 | 0/4 |
| 16 | LEE Minhee | | | | | | | | |
| Totals | | 14/36 | 39 | 4/10 | 0/0 | 5/11 | 1/2 | 4/9 | 0/4 |

RUNNING SCORE

HUN - KOR

| 1st Half | |
|-------------|-------------|
| 0 (2') 1 | OH S |
| 0 (4') 2 | HONG J |
| 0 (5') 3 | OH S |
| 0 (6') 4 | AN J |
| 0 (8') 5 | MOON P |
| 0 (9') 6 | AN J |
| 1 (10') 6 | KOVACSICZ M |
| 1 (10') 7 | HUH S |
| 2 (13') 7 | SZUCS G |
| 2 (13') 8 | PARK C |
| 2 (14') 9 | CHOI I |
| 3 (15') 9 | SZUCS G |
| 3 (15') 10 | OH S |
| 4 (16') 10 | GORBICZ A |
| 4 (16') 11 | PARK C |
| 5 (17') 11 | GORBICZ A |
| 5 (17') 12 | OH S |
| 6 (18') 12 | GORBICZ A |
| 6 (18') 13 | OH S |
| 6 (20') 14 | HUH S |
| 6 (21') 15 | HUH S |
| 6 (23') 16 | MOON P |
| 7 (24') 16 | VERTEN O |
| 7 (24') 17 | AN J |
| 8 (26') 17 | GORBICZ A |
| 9 (27') 17 | VERTEN O |
| 10 (29') 17 | TOTH T |
| 10 (29') 18 | AN J |
| 10 (30') 19 | MOON P |
| 11 (30') 19 | TOTH T |

2nd Half

| | |
|-------------|-------------|
| 11 (31') 20 | CHOI I |
| 12 (32') 20 | GORBICZ A |
| 13 (32') 20 | VERTEN O |
| 13 (34') 21 | OH S |
| 14 (35') 21 | SZUCS G |
| 14 (36') 22 | HUH S |
| 15 (36') 22 | PIGNICZKI K |
| 15 (39') 23 | KIM O |
| 15 (40') 24 | PARK C |
| 16 (41') 24 | PIGNICZKI K |
| 16 (43') 25 | HONG J |
| 16 (44') 26 | KIM O |
| 16 (46') 27 | AN J |
| 17 (46') 27 | PIGNICZKI K |
| 17 (47') 28 | MOON P |
| 18 (47') 28 | GORBICZ A |
| 18 (48') 29 | MOON P |
| 19 (51') 29 | GORBICZ A |
| 20 (51') 29 | BORBAS R |
| 20 (52') 30 | HONG J |
| 21 (54') 30 | FERLING B |
| 21 (55') 31 | HONG J |
| 22 (56') 31 | FERLING B |
| 22 (57') 32 | SONG H |
| 22 (58') 33 | BAE M |

Legend:

| | | | | | | | | | |
|-----|---------------|------|----------------------|----|---------------|-----|---------------|----|---------------|
| % | Efficiency | 2Min | 2 Minute Suspensions | 6m | 6-metre Shots | 7m | 7-metre Shots | 9m | 9-metre Shots |
| BT | Breakthroughs | EX | Exclusions | FB | Fast Breaks | G/S | Goals/Shots | RC | Red Cards |
| S/S | Saves/Shots | Wing | Wing Shots | YC | Yellow Cards | | | | |



MATCH TEAM STATISTICS

参赛队技术统计 / STATISTIQUES DU MATCH PAR ÉQUIPE

HUN 22 - 33 KOR

(11 - 19) (11 - 14)

Referees: (9) BRETO V / (10) HUELIN J (ESP)

HUN - Hungary

| No. | Name | Shots | | | | | | | | Offence | | Defence | | Penalties | | | TP | |
|---------------|---------------------|-------|----|------|------|------|-----|------|-----|---------|----|---------|----|-----------|------|----|----|-------|
| | | G/S | % | 6m | Wing | 9m | 7m | FB | BT | AS | TF | ST | BS | YC | 2Min | RC | | EX |
| 2 | FERLING Bernadett | 2/5 | 40 | | | 2/3 | | 0/2 | | | | 1 | | | | | | 27:16 |
| 6 | VERTEN Orsolya | 3/8 | 38 | 0/2 | 0/1 | | | 3/3 | 0/2 | 1 | 2 | 1 | | | 1 | | | 55:21 |
| 10 | PIGNICZKI Krisztina | 3/5 | 60 | 2/2 | | 0/1 | | 0/1 | 1/1 | 1 | 3 | 1 | 1 | | | | | 39:33 |
| 12 | HERR Orsolya | | | | | | | | | | | | | | | | | 4:18 |
| 13 | GORBICZ Anita | 7/13 | 54 | 1/1 | | 2/7 | 0/1 | 2/2 | 2/2 | 2 | 1 | 1 | | | 1 | | | 53:00 |
| 16 | PALINGER Katalin | | | | | | | | | 1 | | | | | | | | 55:42 |
| 17 | TOTH Tímea | 2/5 | 40 | 1/3 | | 0/1 | 1/1 | | | | 4 | | | | 1 | | | 14:54 |
| 18 | SZAMORANSKY Piroska | | | | | | | | | 1 | 2 | 1 | | 1 | | | | 24:34 |
| 22 | BODI Bernadett | | | | | | | | | | | 1 | | | | | | 32:26 |
| 23 | SZUCS Gabriella | 3/7 | 43 | 1/1 | | 2/5 | | 0/1 | | 2 | 1 | 1 | 2 | 1 | 1 | | | 44:33 |
| 26 | BORBAS Rita | 1/2 | 50 | 1/2 | | | | | | | 1 | | | | | | | 11:33 |
| 31 | HORNYAK Agnes | | | | | | | | | | 1 | | | | | | | 7:25 |
| 83 | KOVACSICZ Monika | 1/2 | 50 | | | | | 0/1 | 1/1 | 1 | 1 | 1 | | | 1 | | | 29:31 |
| 87 | TOMORI Zsuzsanna | 0/2 | 0 | | | 0/2 | | | | | 2 | 1 | | | | | | 19:54 |
| | Bench/Team | | | | | | | | | | | | | 1 | | | | |
| Totals | | 22/49 | 45 | 6/11 | 0/1 | 6/19 | 1/2 | 5/10 | 4/6 | 9 | 19 | 8 | 3 | 4 | 5 | 0 | 0 | |

| No. | Name | Total Shots | | 6m Shots | | Wing Shots | | 9m Shots | | 7m Shots | | Fast Breaks | | Breakthroughs | | |
|---------------|------------------|-------------|----|----------|----|------------|----|----------|----|----------|----|-------------|----|---------------|-----|---|
| | | S/S | % | S/S | % | S/S | % | S/S | % | S/S | % | S/S | % | S/S | % | |
| 12 | HERR Orsolya | 0/4 | 0 | | | 0/1 | 0 | 0/1 | 0 | | | | | | 0/2 | 0 |
| 16 | PALINGER Katalin | 13/42 | 31 | 1/6 | 17 | 3/10 | 30 | 4/13 | 31 | 2/4 | 50 | 3/6 | 50 | 0/3 | 0 | |
| Totals | | 13/46 | 28 | 1/6 | 17 | 3/11 | 27 | 4/14 | 29 | 2/4 | 50 | 3/6 | 50 | 0/5 | 0 | |

| Team Shots | Goals | Saves | Missed | Post | Blocked | Total | % |
|---------------|-------|-------|--------|------|---------|-------|----|
| 6m Shots | 6 | 4 | 0 | 1 | 0 | 11 | 55 |
| Wing Shots | 0 | 0 | 0 | 1 | 0 | 1 | 0 |
| 9m Shots | 6 | 5 | 3 | 2 | 3 | 19 | 32 |
| 7m Shots | 1 | 1 | 0 | 0 | n/a | 2 | 50 |
| Fast Breaks | 5 | 4 | 1 | 0 | 0 | 10 | 50 |
| Breakthroughs | 4 | 0 | 1 | 1 | 0 | 6 | 67 |
| Totals | 22 | 14 | 5 | 5 | 3 | 49 | 45 |

Number of Attacks: 65, Scoring Efficiency: 34%



OSC GYMNASIUM
 奥体中心体育馆
 GYMNASE DU CSO

SUN 星期日 DIM
 17 AUG 2008
 20:45

HANDBALL
 手球 / HANDBALL

WOMEN
 女子项目 / FEMMES

PRELIMINARY GROUP B - MATCH 30
 预赛B组 - 第30场 / PRÉLIMINAIRE GROUPE B - MATCH 30



MATCH TEAM STATISTICS

参赛队技术统计 / STATISTIQUES DU MATCH PAR ÉQUIPE

HUN 22 - 33 KOR

(11 - 19) (11 - 14)

Referees: (9) BRETO V / (10) HUELIN J (ESP)

HUN - Hungary

Shots Distribution

| Players | | | Goals / Shots | | | | | | | | | | | | | | | | | |
|--------------------|--|-----|--------------------|-----|-----|------------------------------------|-----|-----|-----------------------|-----|-----|--------------------|-----|-----|-------------------------|--|--|------------------|--|--|
| 2 FERLING B | | | 6 VERTEN O | | | 10 PIGNICZKI K | | | 13 GORBICZ A | | | 17 TOTH T | | | 18 SZAMORANSKY P | | | 22 BODI B | | |
| 1/1 | | 0/1 | | | 1/2 | | | 1/1 | 1/1 | 1/1 | 3/3 | | 0/1 | | | | | | | |
| | | | | | | 0/1 | | 0/1 | 1/2 | | | | | 1/2 | | | | | | |
| | | 1/1 | 1/1 | | 1/1 | 1/1 | 1/1 | | | 1/2 | | | | 1/1 | | | | | | |
| 2-Missed | | | 1-Missed 3-Post | | | 1-Missed 1-Post 2-Blocked 1-Missed | | | | | | | | | | | | | | |
| 23 SZUCS G | | | 26 BORBAS R | | | 31 HORNYAK A | | | 83 KOVACSICZ M | | | 87 TOMORI Z | | | | | | | | |
| 1/1 | | | 1/1 | | | | | | | | | 0/1 | | | | | | | | |
| 0/1 | | | | | | | | | 0/1 | | 1/1 | | | | | | | | | |
| 1/3 | | 1/1 | | 0/1 | | | | | | | | | | | | | | | | |
| 1-Blocked | | | | | | | | | | | | 1-Post | | | | | | | | |

| Team | Offence | Defence | Goalkeepers | | | | | | | | | | | | | | | | | | | | | | | | | | | | | | | | | | | | |
|---|---------|---------|---------------|-----|--|-----|-----|-----|-----|---|--|--|-----|-----|-----|-----|--|-----|------|-----|-----|--|--|-----|-----|--|--|-----|--|--|-----|-----|-----|-----|--|-----|-----|-----|-----|
| Goals / Shots | | | Saves / Shots | | | | | | | | | | | | | | | | | | | | | | | | | | | | | | | | | | | | |
| <table border="1"> <tr><td>4/5</td><td>1/2</td><td>5/7</td></tr> <tr><td>1/5</td><td></td><td>2/4</td></tr> <tr><td>3/5</td><td>2/4</td><td>4/4</td></tr> </table> <p>5-Missed 5-Post 3-Blocked</p> | 4/5 | 1/2 | 5/7 | 1/5 | | 2/4 | 3/5 | 2/4 | 4/4 | <p>4/6 Breakthroughs 5/9 Fast Breaks 0/0, 0/2, 0/3, 6/7, 5/9, 1/2 7m, 0/2, 1/7, 0/1</p> | <p>5/5 Breakthroughs 3/7 Fast Breaks 2/3, 1/2, 4/11, 3/3, 4/5, 1/1, 4/4, 2/5 7m, 4/8</p> | <table border="1"> <tr><td>1/6</td><td>1/4</td><td>1/6</td></tr> <tr><td>2/5</td><td></td><td>2/4</td></tr> <tr><td>2/10</td><td>3/6</td><td>1/5</td></tr> </table> <p>12 HERR O</p> <table border="1"> <tr><td></td><td></td><td>0/1</td></tr> <tr><td>0/1</td><td></td><td></td></tr> <tr><td>0/2</td><td></td><td></td></tr> </table> <p>16 PALINGER K</p> <table border="1"> <tr><td>1/6</td><td>1/4</td><td>1/5</td></tr> <tr><td>2/4</td><td></td><td>2/4</td></tr> <tr><td>2/8</td><td>3/6</td><td>1/5</td></tr> </table> | 1/6 | 1/4 | 1/6 | 2/5 | | 2/4 | 2/10 | 3/6 | 1/5 | | | 0/1 | 0/1 | | | 0/2 | | | 1/6 | 1/4 | 1/5 | 2/4 | | 2/4 | 2/8 | 3/6 | 1/5 |
| 4/5 | 1/2 | 5/7 | | | | | | | | | | | | | | | | | | | | | | | | | | | | | | | | | | | | | |
| 1/5 | | 2/4 | | | | | | | | | | | | | | | | | | | | | | | | | | | | | | | | | | | | | |
| 3/5 | 2/4 | 4/4 | | | | | | | | | | | | | | | | | | | | | | | | | | | | | | | | | | | | | |
| 1/6 | 1/4 | 1/6 | | | | | | | | | | | | | | | | | | | | | | | | | | | | | | | | | | | | | |
| 2/5 | | 2/4 | | | | | | | | | | | | | | | | | | | | | | | | | | | | | | | | | | | | | |
| 2/10 | 3/6 | 1/5 | | | | | | | | | | | | | | | | | | | | | | | | | | | | | | | | | | | | | |
| | | 0/1 | | | | | | | | | | | | | | | | | | | | | | | | | | | | | | | | | | | | | |
| 0/1 | | | | | | | | | | | | | | | | | | | | | | | | | | | | | | | | | | | | | | | |
| 0/2 | | | | | | | | | | | | | | | | | | | | | | | | | | | | | | | | | | | | | | | |
| 1/6 | 1/4 | 1/5 | | | | | | | | | | | | | | | | | | | | | | | | | | | | | | | | | | | | | |
| 2/4 | | 2/4 | | | | | | | | | | | | | | | | | | | | | | | | | | | | | | | | | | | | | |
| 2/8 | 3/6 | 1/5 | | | | | | | | | | | | | | | | | | | | | | | | | | | | | | | | | | | | | |



MATCH TEAM STATISTICS

参赛队技术统计 / STATISTIQUES DU MATCH PAR ÉQUIPE

HUN 22 - 33 KOR

(11 - 19) (11 - 14)

Referees: (9) BRETO V / (10) HUELIN J (ESP)

KOR - Korea

| No. | Name | Shots | | | | | | | | Offence | | Defence | | Penalties | | | | TP |
|-----|---------------|-------|-----|-----|------|-------|-----|-----|-----|---------|----|---------|----|-----------|------|----|----|-------|
| | | G/S | % | 6m | Wing | 9m | 7m | FB | BT | AS | TF | ST | BS | YC | 2Min | RC | EX | |
| 1 | OH Yongran | | | | | | | | | | | | | | | | | 60:00 |
| 3 | KIM Ona | 2/4 | 50 | 0/1 | | 0/1 | 1/1 | | 1/1 | 2 | | | | | | | | 18:09 |
| 4 | HUH Soonyoung | 4/5 | 80 | 3/3 | | | | 1/2 | | | | 1 | | | | | | 47:04 |
| 6 | SONG Hairim | 1/3 | 33 | | | 1/2 | 0/1 | | | | | | | | | | | 3:59 |
| 7 | KIM Namsun | | | | | | | | | | | | | | | | | 11:07 |
| 9 | KIM Chayoun | | | | | | | | | | 1 | | 1 | 1 | | | | 29:04 |
| 10 | OH Seongok | 6/7 | 86 | | | 4/5 | | | 2/2 | 7 | 4 | 2 | | 1 | 1 | | | 40:32 |
| 11 | HONG Jeongho | 4/8 | 50 | 1/1 | | 1/2 | 1/3 | 0/1 | 1/1 | 2 | | | 1 | | | | | 22:31 |
| 13 | PARK Chunghee | 3/7 | 43 | | 3/7 | | | | | 1 | 1 | | | | | | | 53:58 |
| 16 | LEE Minhee | | | | | | | | | | | | | | | | | |
| 17 | AN Junghwa | 5/7 | 71 | | 4/4 | | | 1/3 | | 1 | | | | | | | | 49:43 |
| 18 | BAE Minhee | 1/1 | 100 | | 1/1 | | | | | | | | | | | | | 6:02 |
| 19 | CHOI Imjeong | 2/5 | 40 | | | 1/4 | | | 1/1 | 2 | 4 | | | 1 | 1 | | | 29:01 |
| 20 | MOON Pilhee | 5/7 | 71 | 1/1 | | 3/5 | | 1/1 | | 3 | 3 | | | | 1 | | | 48:50 |
| | Bench/Team | | | | | | | | | | | | | | | | | |
| | Totals | 33/54 | 61 | 5/6 | 8/12 | 10/19 | 2/5 | 3/7 | 5/5 | 18 | 13 | 2 | 3 | 3 | 3 | 0 | 0 | |

| No. | Name | Total Shots | | 6m Shots | | Wing Shots | | 9m Shots | | 7m Shots | | Fast Breaks | | Breakthroughs | |
|-----|---------------|-------------|----|----------|----|------------|---|----------|----|----------|----|-------------|----|---------------|---|
| | | S/S | % | S/S | % | S/S | % | S/S | % | S/S | % | S/S | % | S/S | % |
| 1 | OH Yongran | 14/36 | 39 | 4/10 | 40 | | | 5/11 | 45 | 1/2 | 50 | 4/9 | 44 | 0/4 | 0 |
| 16 | LEE Minhee | | | | | | | | | | | | | | |
| | Totals | 14/36 | 39 | 4/10 | 40 | 0/0 | 0 | 5/11 | 45 | 1/2 | 50 | 4/9 | 44 | 0/4 | 0 |

| Team Shots | Goals | Saves | Missed | Post | Blocked | Total | % |
|---------------|-------|-------|--------|------|---------|-------|-----|
| 6m Shots | 5 | 1 | 0 | 0 | 0 | 6 | 83 |
| Wing Shots | 8 | 3 | 0 | 1 | 0 | 12 | 67 |
| 9m Shots | 10 | 4 | 1 | 1 | 3 | 19 | 53 |
| 7m Shots | 2 | 2 | 0 | 1 | n/a | 5 | 40 |
| Fast Breaks | 3 | 3 | 0 | 1 | 0 | 7 | 43 |
| Breakthroughs | 5 | 0 | 0 | 0 | 0 | 5 | 100 |
| Totals | 33 | 13 | 1 | 4 | 3 | 54 | 61 |

Number of Attacks: 64, Scoring Efficiency: 52%



OSC GYMNASIUM
 奥体中心体育馆
 GYMNASE DU CSO

SUN 星期日 DIM
 17 AUG 2008
 20:45

HANDBALL
 手球 / HANDBALL

WOMEN
 女子项目 / FEMMES

PRELIMINARY GROUP B - MATCH 30
 预赛B组 - 第30场 / PRÉLIMINAIRE GROUPE B - MATCH 30



MATCH TEAM STATISTICS

参赛队技术统计 / STATISTIQUES DU MATCH PAR ÉQUIPE

HUN 22 - 33 KOR
 (11 - 19) (11 - 14)

Referees: (9) BRETO V / (10) HUELIN J (ESP)

KOR - Korea

Shots Distribution

| Players | | | Goals / Shots | | | |
|-----------|---------|----------|---------------|-----------|---------|-----------|
| 3 KIM O | 4 HUH S | 6 SONG H | 7 KIM N | 9 KIM C | 10 OH S | 11 HONG J |
| 1/1 | 2/2 | 1/1 | | | 1/1 | 1/1 |
| | | | | | 1/1 | 1/2 |
| 1/1 | 0/1 | | | | 2/2 | 1/2 |
| 1-Blocked | | 1-Missed | | | 1-Post | 1-Post |
| 13 PARK C | 17 AN J | 18 BAE M | 19 CHOI I | 20 MOON P | | |
| 1/1 | 1/1 | 1/1 | 0/1 | 0/1 | | |
| 1/2 | 0/1 | | 1/1 | | | |
| 1/1 | 1/1 | | | 1/1 | | |
| 1-Post | 1-Post | | 2-Blocked | | | |

| Team | Offence | Defence | Goalkeepers |
|---------------|-------------------|-------------------|---------------|
| Goals / Shots | | | Saves / Shots |
| 5/6 | 4/8 | 4/6 | 1/5 |
| 3/4 | 5/5 Breakthroughs | 4/6 Breakthroughs | 1/2 |
| 5/6 | 1/1 | 0/1 | 2/7 |
| 3/5 | 4/5 | 1/7 | 4/5 |
| 2/4 | 3/3 | 0/2 | 2/4 |
| 8/10 | 4/11 | 5/9 | 2/5 |
| 3/6 | 2/3 | 6/7 | 2/4 |
| 4/5 | 3/7 Fast Breaks | 0/3 | 0/4 |
| 1-Missed | 2/5 7m | 0/2 | |
| 4-Post | 1/2 | 0/2 | 1 OH Y |
| 3-Blocked | 4/4 | 1/2 7m | 1/5 |
| | | 0/0 | 4/5 |
| | | | 2/5 |
| | | | 2/4 |
| | | | 0/4 |
| | | | 16 LEE M |
| | | | |
| | | | |
| | | | |

| Legend: | | | | | | | |
|---------|------------------|------|----------------------|------|---------------|-----|---------------|
| % | Efficiency | 2Min | 2 Minute Suspensions | 6m | 6-metre Shots | 7m | 7-metre Shots |
| AS | Assists | BS | Blocked Shots | BT | Breakthroughs | EX | Exclusions |
| G/S | Goals/Shots | n/a | not applicable | RC | Red Cards | S/S | Saves/Shots |
| TF | Technical Faults | TP | Time Played | Wing | Wing Shots | YC | Yellow Cards |
| | | | | | | 9m | 9-metre Shots |
| | | | | | | FB | Fast Breaks |
| | | | | | | ST | Steals |



RESULTS
比赛成绩 / RÉSULTATS
NOR 31 - 24 SWE
(16 - 10) (15 - 14)

Referees: (19) BAUM M / (20) GORALCZYK M (POL)

NOR - Norway

| Players | | Shots | | | | | | | | Penalties | | | |
|---------|----------------------------|-------|-----|-------|------|------|-----|-----|-----|-----------|------|----|----|
| No. | Name | G/S | % | 6m | Wing | 9m | 7m | FB | BT | YC | 2Min | RC | EX |
| 1 | GRIMSBOE Kari Aalvik | | | | | | | | | | | | |
| 4 | AAMODT Ragnhild | 3/3 | 100 | | 2/2 | | | 1/1 | | | | | |
| 5 | SNORROEGGEN Goeril | 0/1 | 0 | | | 0/1 | | | | 1 | | | |
| 6 | LYBEKK Else Marthe Soerlie | 6/7 | 86 | 6/6 | | | | 0/1 | | 1 | 1 | | |
| 7 | NOESTVOLD Tonje | 3/6 | 50 | 1/1 | | 2/5 | | | | | | | |
| 8 | BREIVANG Karoline Dyhre | 0/1 | 0 | | | 0/1 | | | | | 1 | | |
| 9 | LUNDE Kristine | 4/5 | 80 | | | 2/3 | | | 2/2 | | 2 | | |
| 10 | HAMMERSENG Gro | 0/3 | 0 | | | 0/2 | 0/1 | | | | | | |
| 11 | JOHANSEN Kari Mette | 5/8 | 63 | 1/1 | 1/2 | 0/1 | | 2/3 | 1/1 | | | | |
| 13 | FRAFJORD Marit Malm | 3/4 | 75 | 3/3 | | 0/1 | | | | | | | |
| 14 | LARSEN Tonje | 6/9 | 67 | 0/1 | | 3/5 | | 2/2 | 1/1 | 1 | | | |
| 16 | HARALDSEN Katrine Lunde | | | | | | | | | | | | |
| 18 | RIEGELHUTH Linn-Kristin | 1/2 | 50 | | 0/1 | | 1/1 | | | | | | |
| | Bench/Team | | | | | | | | | | | | |
| Totals | | 31/49 | 63 | 11/12 | 3/5 | 7/19 | 1/2 | 5/7 | 4/4 | 3 | 4 | 0 | 0 |

| Goalkeepers | | Saves | | | | | | | |
|-------------|-------------------------|-------|----|-----|------|-------|-----|-----|-----|
| No. | Name | S/S | % | 6m | Wing | 9m | 7m | FB | BT |
| 1 | GRIMSBOE Kari Aalvik | 0/1 | 0 | | | | 0/1 | | |
| 16 | HARALDSEN Katrine Lunde | 16/39 | 41 | 0/4 | 2/9 | 10/18 | 1/2 | 1/1 | 2/5 |
| Totals | | 16/40 | 40 | 0/4 | 2/9 | 10/18 | 1/3 | 1/1 | 2/5 |

SWE - Sweden

| Players | | Shots | | | | | | | | Penalties | | | |
|---------|----------------------|-------|-----|-----|------|------|-----|-----|-----|-----------|------|----|----|
| No. | Name | G/S | % | 6m | Wing | 9m | 7m | FB | BT | YC | 2Min | RC | EX |
| 3 | FLOGNMAN Tina | 0/1 | 0 | 0/1 | | | | | | | | | |
| 4 | BOSON Matilda | 4/5 | 80 | | 3/4 | 1/1 | | | | | | | |
| 5 | HOLMGREN Sara | 1/1 | 100 | 1/1 | | | | | | 1 | | | |
| 7 | WIEL FREDEN Annika | 4/4 | 100 | | 4/4 | | | | | | | | |
| 9 | TOVEBY Frida | 1/1 | 100 | 1/1 | | | | | | | | | |
| 10 | UTKOVIC Teresa | 0/1 | 0 | | 0/1 | | | | | | | | |
| 11 | ENSTROM Jessica | 4/6 | 67 | | | 1/3 | | | 3/3 | | | | |
| 12 | BENGTSSON Therese | | | | | | | | | | | | |
| 14 | ERIKSSON Sara | | | | | | | | | | 1 | | |
| 15 | AHLM Johanna | 4/15 | 27 | 1/1 | | 1/9 | 2/3 | 0/1 | 0/1 | 1 | | | |
| 16 | GRUNDSTROM Madeleine | | | | | | | | | | | | |
| 17 | TORSTENSON Linnea | 6/15 | 40 | 1/1 | | 5/13 | | | 0/1 | | | | |
| 18 | WIBERG Johanna | | | | | | | | | 1 | 1 | | |
| 20 | GULLDEN Isabelle | 0/2 | 0 | | | 0/1 | 0/1 | | | | | | |
| | Bench/Team | | | | | | | | | 1 | | | |
| Totals | | 24/51 | 47 | 4/5 | 7/9 | 8/27 | 2/4 | 0/1 | 3/5 | 4 | 2 | 0 | 0 |

| Goalkeepers | | Saves | | | | | | | |
|-------------|----------------------|-------|----|------|------|------|-----|-----|-----|
| No. | Name | S/S | % | 6m | Wing | 9m | 7m | FB | BT |
| 12 | BENGTSSON Therese | 1/7 | 14 | 0/2 | 0/2 | 1/2 | | | 0/1 |
| 16 | GRUNDSTROM Madeleine | 11/36 | 31 | 1/10 | 2/3 | 6/12 | 1/2 | 1/6 | 0/3 |
| Totals | | 12/43 | 28 | 1/12 | 2/5 | 7/14 | 1/2 | 1/6 | 0/4 |

RUNNING SCORE
NOR - SWE

| 1st Half | |
|--------------|---------------|
| LARSEN T | 1 (2') 0 |
| JOHANSEN KM | 2 (2') 0 |
| LYBEKK EMS | 3 (3') 0 |
| LARSEN T | 4 (5') 0 |
| 4 (6') 1 | TORSTENSON L |
| 4 (10') 2 | AHLM J |
| 5 (10') 2 | |
| LYBEKK EMS | 6 (15') 2 |
| LUNDE K | 7 (16') 2 |
| 7 (16') 3 | TORSTENSON L |
| JOHANSEN KM | 8 (17') 3 |
| 8 (18') 4 | ENSTROM J |
| LUNDE K | 9 (19') 4 |
| 9 (20') 5 | WIEL FREDEN A |
| RIEGELHUTH L | 10 (22') 5 |
| 10 (22') 6 | WIEL FREDEN A |
| LUNDE K | 11 (23') 6 |
| 11 (24') 7 | ENSTROM J |
| LUNDE K | 12 (24') 7 |
| 12 (26') 8 | BOSON M |
| FRAFJORD MM | 13 (27') 8 |
| 13 (27') 9 | BOSON M |
| AAMODT R | 14 (28') 9 |
| AAMODT R | 15 (29') 9 |
| 15 (30') 10 | AHLM J |
| FRAFJORD MM | 16 (30') 10 |

| 2nd Half | |
|-------------|---------------|
| 16 (32') 11 | HOLMGREN S |
| NOESTVOLD T | 17 (32') 11 |
| LARSEN T | 18 (33') 11 |
| 18 (34') 12 | AHLM J |
| FRAFJORD MM | 19 (34') 12 |
| 19 (35') 13 | TORSTENSON L |
| AAMODT R | 20 (37') 13 |
| 20 (37') 14 | TORSTENSON L |
| 20 (38') 15 | TORSTENSON L |
| NOESTVOLD T | 21 (39') 15 |
| 21 (39') 16 | ENSTROM J |
| LARSEN T | 22 (39') 16 |
| 22 (40') 17 | WIEL FREDEN A |
| 22 (42') 18 | AHLM J |
| LARSEN T | 23 (42') 18 |
| NOESTVOLD T | 24 (46') 18 |
| LYBEKK EMS | 25 (48') 18 |
| LYBEKK EMS | 26 (50') 18 |
| 26 (51') 19 | ENSTROM J |
| 26 (51') 20 | WIEL FREDEN A |
| 26 (53') 21 | BOSON M |
| LARSEN T | 27 (53') 21 |
| JOHANSEN KM | 28 (54') 21 |
| 28 (56') 22 | BOSON M |
| LYBEKK EMS | 29 (56') 22 |
| 29 (57') 23 | TORSTENSON L |
| LYBEKK EMS | 30 (59') 23 |
| 30 (60') 24 | TOVEBY F |
| JOHANSEN KM | 31 (60') 24 |

| Legend: | | | | | | | | | |
|---------|---------------|------|----------------------|----|---------------|-----|---------------|----|---------------|
| % | Efficiency | 2Min | 2 Minute Suspensions | 6m | 6-metre Shots | 7m | 7-metre Shots | 9m | 9-metre Shots |
| BT | Breakthroughs | EX | Exclusions | FB | Fast Breaks | G/S | Goals/Shots | RC | Red Cards |
| S/S | Saves/Shots | Wing | Wing Shots | YC | Yellow Cards | | | | |



MATCH TEAM STATISTICS

参赛队技术统计 / STATISTIQUES DU MATCH PAR ÉQUIPE

NOR 31 - 24 SWE

(16 - 10) (15 - 14)

Referees: (19) BAUM M / (20) GORALCZYK M (POL)

NOR - Norway

| No. | Name | Shots | | | | | | | | Offence | | Defence | | Penalties | | | TP | |
|---------------|----------------------------|-------|-----|-------|------|------|-----|-----|-----|---------|----|---------|----|-----------|------|----|----|-------|
| | | G/S | % | 6m | Wing | 9m | 7m | FB | BT | AS | TF | ST | BS | YC | 2Min | RC | | EX |
| 1 | GRIMSBOE Kari Aalvik | | | | | | | | | | | | | | | | | 0:10 |
| 4 | AAMODT Ragnhild | 3/3 | 100 | | 2/2 | | | 1/1 | | | 1 | | | | | | | 23:17 |
| 5 | SNORROEGGEN Goeril | 0/1 | 0 | | | 0/1 | | | | 1 | 1 | | | 1 | | | | 22:58 |
| 6 | LYBEKK Else Marthe Soerlie | 6/7 | 86 | 6/6 | | | | 0/1 | | | 1 | | 1 | 1 | 1 | | | 47:39 |
| 7 | NOESTVOLD Tonje | 3/6 | 50 | 1/1 | | 2/5 | | | | 3 | 1 | | | | | | | 23:16 |
| 8 | BREIVANG Karoline Dyhre | 0/1 | 0 | | | 0/1 | | | | | 1 | | | | | 1 | | 32:37 |
| 9 | LUNDE Kristine | 4/5 | 80 | | | 2/3 | | | 2/2 | 5 | 1 | 2 | 1 | | | 2 | | 33:21 |
| 10 | HAMMERSENG Gro | 0/3 | 0 | | | 0/2 | 0/1 | | | 5 | 2 | | | | | | | 39:35 |
| 11 | JOHANSEN Kari Mette | 5/8 | 63 | 1/1 | 1/2 | 0/1 | | 2/3 | 1/1 | | | | | | | | | 40:36 |
| 13 | FRAFJORD Marit Malm | 3/4 | 75 | 3/3 | | 0/1 | | | | | | | | | | | | 12:21 |
| 14 | LARSEN Tonje | 6/9 | 67 | 0/1 | | 3/5 | | 2/2 | 1/1 | 2 | 1 | 1 | | 1 | | | | 46:15 |
| 16 | HARALDSEN Katrine Lunde | | | | | | | | | | | 1 | | | | | | 59:27 |
| 18 | RIEGELHUTH Linn-Kristin | 1/2 | 50 | | 0/1 | | 1/1 | | | 1 | 1 | 2 | | | | | | 38:28 |
| | Bench/Team | | | | | | | | | | | | | | | | | |
| Totals | | 31/49 | 63 | 11/12 | 3/5 | 7/19 | 1/2 | 5/7 | 4/4 | 17 | 10 | 6 | 2 | 3 | 4 | 0 | 0 | |

| No. | Name | Total Shots | | 6m Shots | | Wing Shots | | 9m Shots | | 7m Shots | | Fast Breaks | | Breakthroughs | |
|---------------|-------------------------|-------------|----|----------|---|------------|----|----------|----|----------|----|-------------|-----|---------------|----|
| | | S/S | % | S/S | % | S/S | % | S/S | % | S/S | % | S/S | % | S/S | % |
| 1 | GRIMSBOE Kari Aalvik | 0/1 | 0 | | | | | | | 0/1 | 0 | | | | |
| 16 | HARALDSEN Katrine Lunde | 16/39 | 41 | 0/4 | 0 | 2/9 | 22 | 10/18 | 56 | 1/2 | 50 | 1/1 | 100 | 2/5 | 40 |
| Totals | | 16/40 | 40 | 0/4 | 0 | 2/9 | 22 | 10/18 | 56 | 1/3 | 33 | 1/1 | 100 | 2/5 | 40 |

| Team Shots | Goals | Saves | Missed | Post | Blocked | Total | % |
|---------------|-------|-------|--------|------|---------|-------|-----|
| 6m Shots | 11 | 1 | 0 | 0 | 0 | 12 | 92 |
| Wing Shots | 3 | 2 | 0 | 0 | 0 | 5 | 60 |
| 9m Shots | 7 | 7 | 2 | 1 | 2 | 19 | 37 |
| 7m Shots | 1 | 1 | 0 | 0 | n/a | 2 | 50 |
| Fast Breaks | 5 | 1 | 0 | 1 | 0 | 7 | 71 |
| Breakthroughs | 4 | 0 | 0 | 0 | 0 | 4 | 100 |
| Totals | 31 | 12 | 2 | 2 | 2 | 49 | 63 |

Number of Attacks: 56, Scoring Efficiency: 55%



OSC GYMNASIUM
 奥体中心体育馆
 GYMNASE DU CSO

TUE 星期二 MAR
 19 AUG 2008
 12:00

HANDBALL
 手球 / HANDBALL

WOMEN
 女子项目 / FEMMES

QUARTERFINAL - MATCH 31
 1/4决赛 - 第31场 / QUART DE FINALE - MATCH 31



MATCH TEAM STATISTICS
 参赛队技术统计 / STATISTIQUES DU MATCH PAR ÉQUIPE

NOR 31 - 24 SWE
 (16 - 10) (15 - 14)

Referees: (19) BAUM M / (20) GORALCZYK M (POL)

NOR - Norway

Shots Distribution

Players
Goals / Shots

| | | | | | | |
|------------|-----------------|--------------|---------------|---------------|-------------|-----------------|
| 4 AAMODT R | 5 SNORROEGGEN G | 6 LYBEKK EMS | 7 NOESTVOLD T | 8 BREIVANG KD | 9 LUNDE K | 10 HAMMERSENG G |
| 1/1 | | | 1/1 | | 2/2 1/2 1/1 | |
| | | 2/2 | 1/2 | | | 0/1 |
| 1/1 1/1 | | 1/1 1/1 2/2 | 1/2 | | | 0/1 |
| | 1-Missed | 1-Post | 1-Blocked | 1-Blocked | | 1-Missed |

| | | | |
|----------------|----------------|-------------|-----------------|
| 11 JOHANSEN KM | 13 FRAFJORD MM | 14 LARSEN T | 18 RIEGELHUTH L |
| 1/2 1/2 0/1 | | 1/1 | |
| 1/1 | 1/1 | 2/2 0/1 | 0/1 |
| 1/1 | 2/3 | 2/2 1/2 | 1/1 |
| | | 1-Post | |

| Team | Offence | Defence | Goalkeepers |
|---------------------------|---------------------|-------------------|-----------------|
| Goals / Shots | | | Saves / Shots |
| 4/5 3/5 2/3 | 4/4 Breakthroughs | 3/5 Breakthroughs | 1/4 0/3 2/5 |
| 4/4 0/1 3/6 | 2/3 1/3 | 4/8 2/2 3/4 | 4/7 1/1 3/6 |
| 6/7 3/3 6/9 | 10/10 3/9 | 3/15 2/3 | 0/2 3/5 2/7 |
| 2-Missed 2-Post 2-Blocked | 1/2 1/3 | 1/4 0/0 2/4 7m | 1 GRIMSBOE KA |
| | 0/0 3/7 | 0/1 Fast Breaks | |
| | 1/2 5/7 Fast Breaks | 4/5 | 16 HARALDSEN KL |
| | | | 1/4 0/3 2/5 |
| | | | 4/7 1/1 3/6 |
| | | | 0/2 3/5 2/6 |



MATCH TEAM STATISTICS

参赛队技术统计 / STATISTIQUES DU MATCH PAR ÉQUIPE

NOR 31 - 24 SWE

(16 - 10) (15 - 14)

Referees: (19) BAUM M / (20) GORALCZYK M (POL)

SWE - Sweden

| No. | Name | Shots | | | | | | | | Offence | | Defence | | Penalties | | | | TP |
|---------------|----------------------|-------|-----|-----|------|------|-----|-----|-----|---------|----|---------|----|-----------|------|----|----|-------|
| | | G/S | % | 6m | Wing | 9m | 7m | FB | BT | AS | TF | ST | BS | YC | 2Min | RC | EX | |
| 3 | FLOGNMAN Tina | 0/1 | 0 | 0/1 | | | | | | 1 | | | | | | | | 10:18 |
| 4 | BOSON Matilda | 4/5 | 80 | | 3/4 | 1/1 | | | | | 1 | | | | | | | 59:16 |
| 5 | HOLMGREN Sara | 1/1 | 100 | 1/1 | | | | | | | | | 1 | | | | | 29:23 |
| 7 | WIEL FREDEN Annika | 4/4 | 100 | | 4/4 | | | | | | 1 | | | | | | | 43:47 |
| 9 | TOVEBY Frida | 1/1 | 100 | 1/1 | | | | | | | 1 | | | | | | | 13:17 |
| 10 | UTKOVIC Teresa | 0/1 | 0 | | 0/1 | | | | | | 3 | | | | | | | 16:13 |
| 11 | ENSTROM Jessica | 4/6 | 67 | | | 1/3 | | | 3/3 | 3 | 1 | | | | | | | 30:56 |
| 12 | BENGTSSON Therese | | | | | | | | | | | | | | | | | 11:05 |
| 14 | ERIKSSON Sara | | | | | | | | | | | | | | 1 | | | 18:09 |
| 15 | AHLM Johanna | 4/15 | 27 | 1/1 | | 1/9 | 2/3 | 0/1 | 0/1 | 3 | 1 | | | 1 | | | | 50:29 |
| 16 | GRUNDSTROM Madeleine | | | | | | | | | | | | | | | | | 48:55 |
| 17 | TORSTENSON Linnea | 6/15 | 40 | 1/1 | | 5/13 | | | 0/1 | 3 | 2 | | 2 | | | | | 53:07 |
| 18 | WIBERG Johanna | | | | | | | | | 1 | | | | 1 | 1 | | | 27:49 |
| 20 | GULLDEN Isabelle | 0/2 | 0 | | | 0/1 | 0/1 | | | 1 | 1 | | | | | | | 7:16 |
| | Bench/Team | | | | | | | | | | | | | 1 | | | | |
| Totals | | 24/51 | 47 | 4/5 | 7/9 | 8/27 | 2/4 | 0/1 | 3/5 | 12 | 11 | 0 | 2 | 4 | 2 | 0 | 0 | |

| No. | Name | Total Shots | | 6m Shots | | Wing Shots | | 9m Shots | | 7m Shots | | Fast Breaks | | Breakthroughs | | |
|---------------|----------------------|-------------|----|----------|----|------------|----|----------|----|----------|----|-------------|----|---------------|-----|---|
| | | S/S | % | S/S | % | S/S | % | S/S | % | S/S | % | S/S | % | S/S | % | |
| 12 | BENGTSSON Therese | 1/7 | 14 | 0/2 | 0 | 0/2 | 0 | 1/2 | 50 | | | | | | 0/1 | 0 |
| 16 | GRUNDSTROM Madeleine | 11/36 | 31 | 1/10 | 10 | 2/3 | 67 | 6/12 | 50 | 1/2 | 50 | 1/6 | 17 | 0/3 | 0 | |
| Totals | | 12/43 | 28 | 1/12 | 8 | 2/5 | 40 | 7/14 | 50 | 1/2 | 50 | 1/6 | 17 | 0/4 | 0 | |

| Team Shots | Goals | Saves | Missed | Post | Blocked | Total | % |
|---------------|-------|-------|--------|------|---------|-------|----|
| 6m Shots | 4 | 0 | 0 | 1 | 0 | 5 | 80 |
| Wing Shots | 7 | 2 | 0 | 0 | 0 | 9 | 78 |
| 9m Shots | 8 | 10 | 3 | 4 | 2 | 27 | 30 |
| 7m Shots | 2 | 1 | 1 | 0 | n/a | 4 | 50 |
| Fast Breaks | 0 | 1 | 0 | 0 | 0 | 1 | 0 |
| Breakthroughs | 3 | 2 | 0 | 0 | 0 | 5 | 60 |
| Totals | 24 | 16 | 4 | 5 | 2 | 51 | 47 |

Number of Attacks: 56, Scoring Efficiency: 43%



OSC GYMNASIUM
 奥体中心体育馆
 GYMNASE DU CSO

TUE 星期二 MAR
 19 AUG 2008
 12:00

HANDBALL
 手球 / HANDBALL

WOMEN
 女子项目 / FEMMES

QUARTERFINAL - MATCH 31
 1/4决赛 - 第31场 / QUART DE FINALE - MATCH 31



MATCH TEAM STATISTICS
 参赛队技术统计 / STATISTIQUES DU MATCH PAR ÉQUIPE

NOR 31 - 24 SWE
 (16 - 10) (15 - 14)

Referees: (19) BAUM M / (20) GORALCZYK M (POL)

SWE - Sweden

Shots Distribution

| Players | | | Goals / Shots | | | |
|---------------|------------|---------------------------|-----------------|--------------|--------------|--------------|
| 3 FLOGNMAN T | 4 BOSON M | 5 HOLMGREN S | 7 WIEL FREDEN A | 9 TOVEBY F | 10 UTKOVIC T | 11 ENSTROM J |
| | 2/2 | 1/1 | | | | 1/1 |
| | | 0/1 | 1/1 | 1/1 | | 2/2 |
| | | 1/1 | 1/1 | 1/1 | 0/1 | |
| 1-Post | | | | | | 1-Post |
| 14 ERIKSSON S | 15 AHL M J | 17 TORSTENSON L | 18 WIBERG J | 20 GULLDEN I | | |
| | 1/1 | 2/3 | | 0/1 | | |
| | 0/3 | 0/1 | 1/3 | | | |
| | 1/1 | 0/1 | 1/2 | | | |
| | 1-Missed | 2-Blocked 2-Missed 3-Post | | 1-Missed | | |

| Team | Offence | Defence | Goalkeepers | | | | | | | | | | | | | | | | | | | | | | | | | | | | | | | | | |
|--|---------|---------|---------------|-----|-----|-----|-----|-----|-----|--|--|--|-----|-----|-----|-----|-----|-----|-----|-----|-----|-----|-----|--|-----|-----|-----|-----|-----|-----|-----|-----|-----|-----|-----|-----|
| Goals / Shots | | | Saves / Shots | | | | | | | | | | | | | | | | | | | | | | | | | | | | | | | | | |
| <table border="1"> <tr><td>3/4</td><td>3/3</td><td>3/5</td></tr> <tr><td>3/7</td><td>0/1</td><td>3/6</td></tr> <tr><td>2/2</td><td>2/5</td><td>5/7</td></tr> </table> <p>4-Missed 5-Post 2-Blocked</p> | 3/4 | 3/3 | 3/5 | 3/7 | 0/1 | 3/6 | 2/2 | 2/5 | 5/7 | | | <table border="1"> <tr><td>1/5</td><td>2/5</td><td>1/3</td></tr> <tr><td>0/4</td><td>1/1</td><td>3/6</td></tr> <tr><td>1/7</td><td>0/3</td><td>3/9</td></tr> </table> <p>12 BENG TSSON T</p> <table border="1"> <tr><td>1/2</td><td>0/1</td><td></td></tr> <tr><td>0/2</td><td>0/1</td><td>0/1</td></tr> </table> <p>16 GRUNDSTROM M</p> <table border="1"> <tr><td>0/3</td><td>2/4</td><td>1/3</td></tr> <tr><td>0/4</td><td>1/1</td><td>3/6</td></tr> <tr><td>1/5</td><td>0/2</td><td>3/8</td></tr> </table> | 1/5 | 2/5 | 1/3 | 0/4 | 1/1 | 3/6 | 1/7 | 0/3 | 3/9 | 1/2 | 0/1 | | 0/2 | 0/1 | 0/1 | 0/3 | 2/4 | 1/3 | 0/4 | 1/1 | 3/6 | 1/5 | 0/2 | 3/8 |
| 3/4 | 3/3 | 3/5 | | | | | | | | | | | | | | | | | | | | | | | | | | | | | | | | | | |
| 3/7 | 0/1 | 3/6 | | | | | | | | | | | | | | | | | | | | | | | | | | | | | | | | | | |
| 2/2 | 2/5 | 5/7 | | | | | | | | | | | | | | | | | | | | | | | | | | | | | | | | | | |
| 1/5 | 2/5 | 1/3 | | | | | | | | | | | | | | | | | | | | | | | | | | | | | | | | | | |
| 0/4 | 1/1 | 3/6 | | | | | | | | | | | | | | | | | | | | | | | | | | | | | | | | | | |
| 1/7 | 0/3 | 3/9 | | | | | | | | | | | | | | | | | | | | | | | | | | | | | | | | | | |
| 1/2 | 0/1 | | | | | | | | | | | | | | | | | | | | | | | | | | | | | | | | | | | |
| 0/2 | 0/1 | 0/1 | | | | | | | | | | | | | | | | | | | | | | | | | | | | | | | | | | |
| 0/3 | 2/4 | 1/3 | | | | | | | | | | | | | | | | | | | | | | | | | | | | | | | | | | |
| 0/4 | 1/1 | 3/6 | | | | | | | | | | | | | | | | | | | | | | | | | | | | | | | | | | |
| 1/5 | 0/2 | 3/8 | | | | | | | | | | | | | | | | | | | | | | | | | | | | | | | | | | |

| Legend: | | | | | | | |
|---------|------------------|------|----------------------|------|---------------|-----|---------------|
| % | Efficiency | 2Min | 2 Minute Suspensions | 6m | 6-metre Shots | 7m | 7-metre Shots |
| AS | Assists | BS | Blocked Shots | BT | Breakthroughs | EX | Exclusions |
| G/S | Goals/Shots | n/a | not applicable | RC | Red Cards | S/S | Saves/Shots |
| TF | Technical Faults | TP | Time Played | Wing | Wing Shots | YC | Yellow Cards |
| | | | | | | 9m | 9-metre Shots |
| | | | | | | FB | Fast Breaks |
| | | | | | | ST | Steals |



RESULTS

比赛成绩 / RÉSULTATS

HUN 34 - 30 ROU

(16 - 14) (18 - 16)

CORRECTED

Referees: (29) LIUDOWYK A / (30) VAKULA V (UKR)

HUN - Hungary

| Players | | Shots | | | | | | | | Penalties | | | |
|------------|---------------------|-------|-----|-----|------|-------|-----|-----|-----|-----------|------|----|----|
| No. | Name | G/S | % | 6m | Wing | 9m | 7m | FB | BT | YC | 2Min | RC | EX |
| 2 | FERLING Bernadett | 7/10 | 70 | | | 3/6 | | | 4/4 | | | | |
| 6 | VERTEN Orsolya | 6/8 | 75 | 2/2 | 3/5 | | | 1/1 | | 1 | 2 | | |
| 10 | PIGNICZKI Krisztina | | | | | | | | | | | | |
| 12 | HERR Orsolya | | | | | | | | | | | | |
| 13 | GORBICZ Anita | 4/13 | 31 | | 0/1 | 2/9 | 1/1 | | 1/2 | | | | |
| 16 | PALINGER Katalin | | | | | | | | | | | | |
| 17 | TOTH Timea | 4/5 | 80 | | | 3/4 | | | 1/1 | | | | |
| 18 | SZAMORANSKY Piroska | 3/5 | 60 | 2/4 | | | | 1/1 | | | | | |
| 22 | BODI Bernadett | | | | | | | | | | | | |
| 23 | SZUCS Gabriella | 2/2 | 100 | | | 2/2 | | | | | | 2 | |
| 26 | BORBAS Rita | | | | | | | | | | | | |
| 31 | HORNYAK Agnes | | | | | | | | | | | | |
| 83 | KOVACSICZ Monika | 7/9 | 78 | 1/1 | 5/7 | | | 1/1 | | 1 | | | |
| 87 | TOMORI Zsuzsanna | 1/4 | 25 | | | 0/2 | | 1/2 | | 1 | 3 | 1 | |
| Bench/Team | | | | | | | | | | | | | |
| Totals | | 34/56 | 61 | 5/7 | 8/13 | 10/23 | 1/1 | 4/5 | 6/7 | 3 | 7 | 1 | 0 |

| Goalkeepers | | Saves | | | | | | | |
|-------------|------------------|-------|----|-----|------|------|-----|-----|-----|
| No. | Name | S/S | % | 6m | Wing | 9m | 7m | FB | BT |
| 12 | HERR Orsolya | | | | | | | | |
| 16 | PALINGER Katalin | 12/41 | 29 | 0/1 | 2/7 | 7/16 | 1/5 | 0/8 | 2/4 |
| Totals | | 12/42 | 29 | 0/1 | 2/8 | 7/16 | 1/5 | 0/8 | 2/4 |

ROU - Romania

| Players | | Shots | | | | | | | | Penalties | | | |
|------------|--------------------------|-------|-----|-----|------|------|-----|-----|-----|-----------|------|----|----|
| No. | Name | G/S | % | 6m | Wing | 9m | 7m | FB | BT | YC | 2Min | RC | EX |
| 1 | PISLARU Tereza | | | | | | | | | | | | |
| 2 | MAIER Ramona | 11/13 | 85 | | 4/6 | | 4/4 | 3/3 | | | | | |
| 4 | BIRSAN Florina | | | | | | | | | | | | |
| 5 | AMARIEI Carmen | 3/8 | 38 | | | 2/6 | | 1/1 | 0/1 | 1 | | | |
| 7 | OLTEANU Adriana | 3/3 | 100 | 1/1 | 1/1 | | | 1/1 | | | | | |
| 8 | NEAGU Cristina Georgiana | 6/8 | 75 | | | 5/6 | 0/1 | | 1/1 | 1 | 1 | | |
| 9 | BRADEANU Aurelia | 1/3 | 33 | | | 0/1 | | 1/1 | 0/1 | | | | |
| 10 | STANCA Ionela | 1/1 | 100 | | | | | 1/1 | | | | | |
| 15 | ELISEI Neli | 3/4 | 75 | | 1/1 | 1/1 | | 1/1 | 0/1 | | 1 | | |
| 16 | DINU Luminita | | | | | | | | | | | | |
| 18 | MEIROSU Laura | 2/6 | 33 | | | 1/5 | | | 1/1 | | | | |
| 19 | BESE Valeria | 0/1 | 0 | | | 0/1 | | | | 1 | | | |
| 25 | ANI SENOCICO Mihaela | | | | | | | | | | | | |
| 99 | LECUSANU Narcisa | 0/1 | 0 | | | 0/1 | | | | | | | |
| Bench/Team | | | | | | | | | | | | | |
| Totals | | 30/48 | 63 | 1/1 | 6/8 | 9/21 | 4/5 | 8/8 | 2/5 | 3 | 2 | 0 | 0 |

| Goalkeepers | | Saves | | | | | | | |
|-------------|----------------|-------|----|-----|------|------|-----|-----|-----|
| No. | Name | S/S | % | 6m | Wing | 9m | 7m | FB | BT |
| 1 | PISLARU Tereza | 6/20 | 30 | 0/1 | 2/4 | 3/7 | 0/1 | 0/2 | 1/5 |
| 16 | DINU Luminita | 6/26 | 23 | 2/6 | 1/7 | 2/8 | | 1/3 | 0/2 |
| Totals | | 12/46 | 26 | 2/7 | 3/11 | 5/15 | 0/1 | 1/5 | 1/7 |

RUNNING SCORE

HUN - ROU

| 1st Half | |
|---------------|-----------------------|
| VERTEN O | 1 (1') 0 |
| GORBICZ A | 2 (3') 0 |
| | 2 (4') 1 MAIER R |
| VERTEN O | 3 (4') 1 |
| | 3 (5') 2 MAIER R |
| | 3 (7') 3 ELISEI N |
| FERLING B | 4 (8') 3 |
| GORBICZ A | 5 (8') 3 |
| SZAMORANSKY P | 6 (10') 3 |
| | 6 (11') 4 AMARIEI C |
| KOVACSICZ M | 7 (11') 4 |
| | 7 (12') 5 MAIER R |
| | 7 (13') 6 MEIROSU L |
| SZUCS G | 8 (14') 6 |
| KOVACSICZ M | 9 (15') 6 |
| | 9 (16') 7 MAIER R |
| | 9 (17') 8 MAIER R |
| | 9 (18') 9 MAIER R |
| SZUCS G | 10 (19') 9 |
| FERLING B | 11 (20') 9 |
| | 11 (20') 10 AMARIEI C |
| VERTEN O | 12 (20') 10 |
| | 12 (21') 11 MAIER R |
| GORBICZ A | 13 (21') 11 |
| | 13 (22') 12 MAIER R |
| TOTH T | 14 (23') 12 |
| | 14 (25') 13 AMARIEI C |
| TOMORI Z | 15 (27') 13 |
| KOVACSICZ M | 16 (29') 13 |
| | 16 (30') 14 NEAGU CG |

2nd Half

| | |
|---------------|------------------------|
| | 16 (31') 15 MAIER R |
| FERLING B | 17 (32') 15 |
| KOVACSICZ M | 18 (33') 15 |
| | 18 (34') 16 MAIER R |
| SZAMORANSKY P | 19 (36') 16 |
| FERLING B | 20 (37') 16 |
| SZAMORANSKY P | 21 (38') 16 |
| VERTEN O | 22 (39') 16 |
| | 22 (40') 17 ELISEI N |
| | 22 (40') 18 STANCA I |
| VERTEN O | 23 (41') 18 |
| KOVACSICZ M | 24 (42') 18 |
| | 24 (42') 19 NEAGU CG |
| | 24 (43') 20 NEAGU CG |
| | 24 (43') 21 BRADEANU A |
| TOTH T | 25 (44') 21 |
| FERLING B | 26 (45') 21 |
| | 27 (46') 21 |
| KOVACSICZ M | 28 (48') 21 |
| FERLING B | 29 (49') 21 |
| KOVACSICZ M | 30 (50') 21 |
| | 30 (50') 22 OLTEANU A |
| | 30 (51') 23 MAIER R |
| | 30 (52') 24 NEAGU CG |
| VERTEN O | 31 (52') 24 |
| FERLING B | 32 (53') 24 |
| | 32 (54') 25 OLTEANU A |
| | 32 (55') 26 OLTEANU A |
| | 32 (56') 27 MEIROSU L |
| | 32 (59') 28 NEAGU CG |
| GORBICZ A | 33 (59') 28 |
| | 33 (59') 29 NEAGU CG |
| | 33 (60') 30 ELISEI N |
| TOTH T | 34 (60') 30 |

hungary scorer-change # 17 -1, # 2 + 1 goal

| Legend: | | | | | | | | | |
|---------|---------------|------|----------------------|----|---------------|-----|---------------|----|---------------|
| % | Efficiency | 2Min | 2 Minute Suspensions | 6m | 6-metre Shots | 7m | 7-metre Shots | 9m | 9-metre Shots |
| BT | Breakthroughs | EX | Exclusions | FB | Fast Breaks | G/S | Goals/Shots | RC | Red Cards |
| S/S | Saves/Shots | Wing | Wing Shots | YC | Yellow Cards | | | | |



MATCH TEAM STATISTICS

参赛队技术统计 / STATISTIQUES DU MATCH PAR ÉQUIPE

CORRECTED

HUN 34 - 30 ROU

(16 - 14) (18 - 16)

Referees: (29) LIUDOWYK A / (30) VAKULA V (UKR)

HUN - Hungary

| No. | Name | Shots | | | | | | | | Offence | | Defence | | Penalties | | | TP | |
|---------------|---------------------|-------|-----|-----|------|-------|-----|-----|-----|---------|----|---------|----|-----------|------|----|----|-------|
| | | G/S | % | 6m | Wing | 9m | 7m | FB | BT | AS | TF | ST | BS | YC | 2Min | RC | | EX |
| 2 | FERLING Bernadett | 7/10 | 70 | | | 3/6 | | | 4/4 | 4 | 2 | | 1 | | | | | 51:37 |
| 6 | VERTEN Orsolya | 6/8 | 75 | 2/2 | 3/5 | | | 1/1 | | | 2 | | | 1 | 2 | | | 60:00 |
| 10 | PIGNICZKI Krisztina | | | | | | | | | | | | | | | | | |
| 12 | HERR Orsolya | | | | | | | | | | | | | | | | | |
| 13 | GORBICZ Anita | 4/13 | 31 | | 0/1 | 2/9 | 1/1 | | 1/2 | 7 | 3 | 1 | | | | | | 60:00 |
| 16 | PALINGER Katalin | | | | | | | | | | | | | | | | | 60:00 |
| 17 | TOTH Timea | 4/5 | 80 | | | 3/4 | | | 1/1 | 1 | 2 | | 1 | | | | | 18:18 |
| 18 | SZAMORANSKY Piroska | 3/5 | 60 | 2/4 | | | | 1/1 | | 2 | 1 | | | | | | | 49:46 |
| 22 | BODI Bernadett | | | | | | | | | | | | | | | | | |
| 23 | SZUCS Gabriella | 2/2 | 100 | | | 2/2 | | | | | | | | | 2 | | | 16:45 |
| 26 | BORBAS Rita | | | | | | | | | | | | | | | | | |
| 31 | HORNYAK Agnes | | | | | | | | | | | | | | | | | 4:57 |
| 83 | KOVACSICZ Monika | 7/9 | 78 | 1/1 | 5/7 | | | 1/1 | | | 2 | 1 | | 1 | | | | 57:22 |
| 87 | TOMORI Zsuzsanna | 1/4 | 25 | | | 0/2 | | 1/2 | | 2 | 1 | | | 1 | 3 | 1 | | 41:15 |
| | Bench/Team | | | | | | | | | | | | | | | | | |
| Totals | | 34/56 | 61 | 5/7 | 8/13 | 10/23 | 1/1 | 4/5 | 6/7 | 16 | 13 | 2 | 2 | 3 | 7 | 1 | 0 | |

| No. | Name | Total Shots | | 6m Shots | | Wing Shots | | 9m Shots | | 7m Shots | | Fast Breaks | | Breakthroughs | |
|---------------|------------------|-------------|----|----------|---|------------|----|----------|----|----------|----|-------------|---|---------------|----|
| | | S/S | % | S/S | % | S/S | % | S/S | % | S/S | % | S/S | % | S/S | % |
| 12 | HERR Orsolya | | | | | | | | | | | | | | |
| 16 | PALINGER Katalin | 12/41 | 29 | 0/1 | 0 | 2/7 | 29 | 7/16 | 44 | 1/5 | 20 | 0/8 | 0 | 2/4 | 50 |
| Totals | | 12/42 | 29 | 0/1 | 0 | 2/8 | 25 | 7/16 | 44 | 1/5 | 20 | 0/8 | 0 | 2/4 | 50 |

| Team Shots | Goals | Saves | Missed | Post | Blocked | Total | % |
|---------------|-------|-------|--------|------|---------|-------|-----|
| 6m Shots | 5 | 2 | 0 | 0 | 0 | 7 | 71 |
| Wing Shots | 8 | 3 | 0 | 2 | 0 | 13 | 62 |
| 9m Shots | 10 | 5 | 1 | 4 | 3 | 23 | 43 |
| 7m Shots | 1 | 0 | 0 | 0 | n/a | 1 | 100 |
| Fast Breaks | 4 | 1 | 0 | 0 | 0 | 5 | 80 |
| Breakthroughs | 6 | 1 | 0 | 0 | 0 | 7 | 86 |
| Totals | 34 | 12 | 1 | 6 | 3 | 56 | 61 |

Number of Attacks: 65, Scoring Efficiency: 52%



MATCH TEAM STATISTICS

参赛队技术统计 / STATISTIQUES DU MATCH PAR ÉQUIPE

CORRECTED

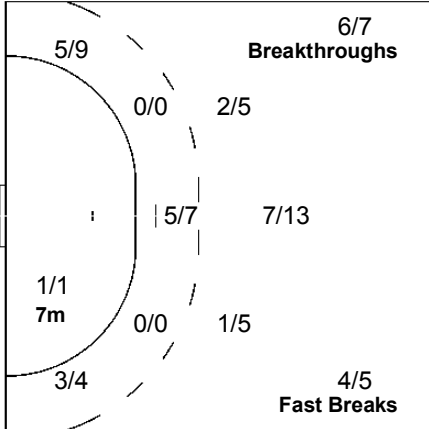
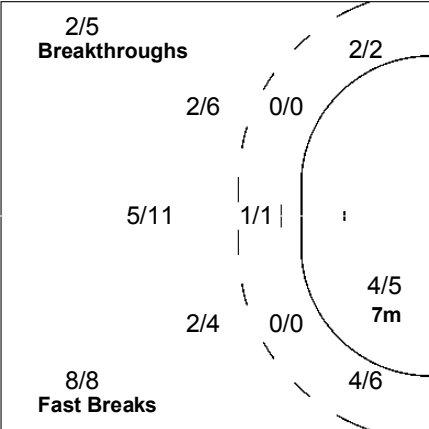
HUN 34 - 30 ROU
(16 - 14) (18 - 16)

Referees: (29) LIUDOWYK A / (30) VAKULA V (UKR)

HUN - Hungary

Shots Distribution

| Players | | | Goals / Shots | | | |
|-------------|-------------|----------------|---------------------------|-------------|------------------|-----------|
| 2 FERLING B | 6 VERTEN O | 10 PIGNICZKI K | 13 GORBICZ A | 17 TOTH T | 18 SZAMORANSKY P | 22 BODI B |
| 2/2 | | | 1/1 | 1/1 | 2/2 | |
| 1/1 | | | 0/1 | 0/2 | 1/1 | |
| 1/1 | 1/1 | 2/2 | 1/1 | 1/3 | 0/1 | 0/1 |
| 3-Post | 1-Post | | 1-Missed 1-Post 2-Blocked | 1-Blocked | | |
| 23 SZUCS G | 26 BORBAS R | 31 HORNYAK A | 83 KOVACSICZ M | 87 TOMORI Z | | |
| | | | 2/2 | 1/2 | 1/1 | |
| | | | | 1/1 | 0/1 | 0/1 |
| | | | 2/2 | | 1/1 | 0/1 |
| | | | 1-Post | | | |

| Team | Offence | Defence | Goalkeepers | | | | | | | | | | | | | | | | | | | | | | | | | | | | | | | | | | | | |
|--|---------|---------|---------------|-----|--|-----|-----|-----|------|---|--|--|-----|-----|-----|-----|-----|-----|------|-----|-----|--|--|--|--|--|--|--|--|--|-----|-----|-----|-----|-----|-----|------|-----|-----|
| Goals / Shots | | | Saves / Shots | | | | | | | | | | | | | | | | | | | | | | | | | | | | | | | | | | | | |
| <table border="1"> <tr><td>8/8</td><td>1/2</td><td>2/2</td></tr> <tr><td>2/4</td><td></td><td>2/5</td></tr> <tr><td>7/8</td><td>4/5</td><td>8/12</td></tr> </table> <p>1-Missed 6-Post 3-Blocked</p> | 8/8 | 1/2 | 2/2 | 2/4 | | 2/5 | 7/8 | 4/5 | 8/12 |  |  | <table border="1"> <tr><td>0/3</td><td>2/2</td><td>1/2</td></tr> <tr><td>2/6</td><td>1/1</td><td>2/6</td></tr> <tr><td>2/11</td><td>2/8</td><td>0/3</td></tr> </table> <p>12 HERR O</p> <table border="1"> <tr><td></td><td></td><td></td></tr> <tr><td></td><td></td><td></td></tr> <tr><td></td><td></td><td></td></tr> </table> <p>16 PALINGER K</p> <table border="1"> <tr><td>0/3</td><td>2/2</td><td>1/2</td></tr> <tr><td>2/6</td><td>1/1</td><td>2/6</td></tr> <tr><td>2/10</td><td>2/8</td><td>0/3</td></tr> </table> | 0/3 | 2/2 | 1/2 | 2/6 | 1/1 | 2/6 | 2/11 | 2/8 | 0/3 | | | | | | | | | | 0/3 | 2/2 | 1/2 | 2/6 | 1/1 | 2/6 | 2/10 | 2/8 | 0/3 |
| 8/8 | 1/2 | 2/2 | | | | | | | | | | | | | | | | | | | | | | | | | | | | | | | | | | | | | |
| 2/4 | | 2/5 | | | | | | | | | | | | | | | | | | | | | | | | | | | | | | | | | | | | | |
| 7/8 | 4/5 | 8/12 | | | | | | | | | | | | | | | | | | | | | | | | | | | | | | | | | | | | | |
| 0/3 | 2/2 | 1/2 | | | | | | | | | | | | | | | | | | | | | | | | | | | | | | | | | | | | | |
| 2/6 | 1/1 | 2/6 | | | | | | | | | | | | | | | | | | | | | | | | | | | | | | | | | | | | | |
| 2/11 | 2/8 | 0/3 | | | | | | | | | | | | | | | | | | | | | | | | | | | | | | | | | | | | | |
| | | | | | | | | | | | | | | | | | | | | | | | | | | | | | | | | | | | | | | | |
| | | | | | | | | | | | | | | | | | | | | | | | | | | | | | | | | | | | | | | | |
| | | | | | | | | | | | | | | | | | | | | | | | | | | | | | | | | | | | | | | | |
| 0/3 | 2/2 | 1/2 | | | | | | | | | | | | | | | | | | | | | | | | | | | | | | | | | | | | | |
| 2/6 | 1/1 | 2/6 | | | | | | | | | | | | | | | | | | | | | | | | | | | | | | | | | | | | | |
| 2/10 | 2/8 | 0/3 | | | | | | | | | | | | | | | | | | | | | | | | | | | | | | | | | | | | | |



MATCH TEAM STATISTICS

参赛队技术统计 / STATISTIQUES DU MATCH PAR ÉQUIPE

CORRECTED

HUN 34 - 30 ROU

(16 - 14) (18 - 16)

Referees: (29) LIUDOWYK A / (30) VAKULA V (UKR)

ROU - Romania

| No. | Name | Shots | | | | | | | | Offence | | Defence | | Penalties | | | | TP |
|---------------|--------------------------|-------|-----|-----|------|------|-----|-----|-----|---------|----|---------|----|-----------|------|----|----|-------|
| | | G/S | % | 6m | Wing | 9m | 7m | FB | BT | AS | TF | ST | BS | YC | 2Min | RC | EX | |
| 1 | PISLARU Tereza | | | | | | | | | | | | | | | | | 28:40 |
| 2 | MAIER Ramona | 11/13 | 85 | | 4/6 | | 4/4 | 3/3 | | 1 | 1 | | | | | | | 60:00 |
| 4 | BIRSAN Florina | | | | | | | | | | | | | | | | | |
| 5 | AMARIEI Carmen | 3/8 | 38 | | | 2/6 | | 1/1 | 0/1 | 3 | 4 | | | 1 | | | | 30:18 |
| 7 | OLTEANU Adriana | 3/3 | 100 | 1/1 | 1/1 | | | 1/1 | | | 1 | | | | | | | 18:43 |
| 8 | NEAGU Cristina Georgiana | 6/8 | 75 | | | 5/6 | 0/1 | | 1/1 | 3 | 1 | 1 | 2 | 1 | 1 | | | 46:14 |
| 9 | BRADEANU Aurelia | 1/3 | 33 | | | 0/1 | | 1/1 | 0/1 | | 1 | | | | | | | 15:54 |
| 10 | STANCA Ionela | 1/1 | 100 | | | | | 1/1 | | 6 | 4 | | | | | | | 48:24 |
| 15 | ELISEI Neli | 3/4 | 75 | | 1/1 | 1/1 | | 1/1 | 0/1 | | | 1 | | | 1 | | | 51:28 |
| 16 | DINU Luminita | | | | | | | | | | 1 | | | | | | | 31:20 |
| 18 | MEIROSU Laura | 2/6 | 33 | | | 1/5 | | | 1/1 | 2 | 3 | | | | | | | 28:58 |
| 19 | BESE Valeria | 0/1 | 0 | | | 0/1 | | | | | 2 | | 1 | 1 | | | | 38:43 |
| 25 | ANI SENOCICO Mihaela | | | | | | | | | | | | | | | | | 7:44 |
| 99 | LECUSANU Narcisa | 0/1 | 0 | | | 0/1 | | | | 1 | 1 | 1 | | | | | | 13:34 |
| | Bench/Team | | | | | | | | | | | | | | | | | |
| Totals | | 30/48 | 63 | 1/1 | 6/8 | 9/21 | 4/5 | 8/8 | 2/5 | 16 | 19 | 3 | 3 | 3 | 2 | 0 | 0 | |

| No. | Name | Total Shots | | 6m Shots | | Wing Shots | | 9m Shots | | 7m Shots | | Fast Breaks | | Breakthroughs | |
|---------------|----------------|-------------|----|----------|----|------------|----|----------|----|----------|---|-------------|----|---------------|----|
| | | S/S | % | S/S | % | S/S | % | S/S | % | S/S | % | S/S | % | S/S | % |
| 1 | PISLARU Tereza | 6/20 | 30 | 0/1 | 0 | 2/4 | 50 | 3/7 | 43 | 0/1 | 0 | 0/2 | 0 | 1/5 | 20 |
| 16 | DINU Luminita | 6/26 | 23 | 2/6 | 33 | 1/7 | 14 | 2/8 | 25 | | | 1/3 | 33 | 0/2 | 0 |
| Totals | | 12/46 | 26 | 2/7 | 29 | 3/11 | 27 | 5/15 | 33 | 0/1 | 0 | 1/5 | 20 | 1/7 | 14 |

| Team Shots | Goals | Saves | Missed | Post | Blocked | Total | % |
|---------------|-------|-------|--------|------|---------|-------|-----|
| 6m Shots | 1 | 0 | 0 | 0 | 0 | 1 | 100 |
| Wing Shots | 6 | 2 | 0 | 0 | 0 | 8 | 75 |
| 9m Shots | 9 | 7 | 1 | 2 | 2 | 21 | 43 |
| 7m Shots | 4 | 1 | 0 | 0 | n/a | 5 | 80 |
| Fast Breaks | 8 | 0 | 0 | 0 | 0 | 8 | 100 |
| Breakthroughs | 2 | 2 | 0 | 1 | 0 | 5 | 40 |
| Totals | 30 | 12 | 1 | 3 | 2 | 48 | 63 |

Number of Attacks: 65, Scoring Efficiency: 46%



OSC GYMNASIUM
奥体中心体育馆
GYMNASE DU CSO

TUE 星期二 MAR
19 AUG 2008
14:15

HANDBALL
手球 / HANDBALL

WOMEN
女子项目 / FEMMES

QUARTERFINAL - MATCH 32
1/4决赛 - 第32场 / QUART DE FINALE - MATCH 32



MATCH TEAM STATISTICS
参赛队技术统计 / STATISTIQUES DU MATCH PAR ÉQUIPE

CORRECTED

HUN 34 - 30 ROU
(16 - 14) (18 - 16)

Referees: (29) LIUDOWYK A / (30) VAKULA V (UKR)

ROU - Romania

Shots Distribution

Players

Goals / Shots

| 2 MAIER R | | | 4 BIRSAN F | | | 5 AMARIEI C | | | 7 OLTEANU A | | | 8 NEAGU CG | | | 9 BRADEANU A | | | 10 STANCA I | | |
|-----------------------|-----|-----|--------------|-----|-----|--|--|-----|-------------------|--|-----|-----------------------|-----|-----|--------------|-----|--|-------------|--|--|
| 1/1 | 0/2 | 1/1 | | | | | | 0/1 | | | | 1/1 | | | | | | 1/1 | | |
| 1/1 | | 2/2 | | | | 1/1 | | | | | | | | 0/1 | 1/2 | | | | | |
| 1/1 | 4/4 | 1/1 | | | | 2/3 | | | 1/1 | | 2/2 | 3/3 | 2/2 | | | 0/1 | | | | |
| | | | | | | <small>1-Missed 2-Blocked</small> | | | | | | <small>1-Post</small> | | | | | | | | |
| 15 ELISEI N | | | 18 MEIROSU L | | | 19 BESE V | | | 25 ANI SENOCICO M | | | 99 LECUSANU N | | | | | | | | |
| | | | | | | | | | | | | | | | | | | | | |
| | | 1/1 | 1/2 | 0/1 | 1/2 | | | | | | | | | | | | | | | |
| 2/2 | | | 0/1 | | | | | 0/1 | | | | | | | | | | | | |
| <small>1-Post</small> | | | | | | | | | | | | <small>1-Post</small> | | | | | | | | |

Team

Offence

Defence

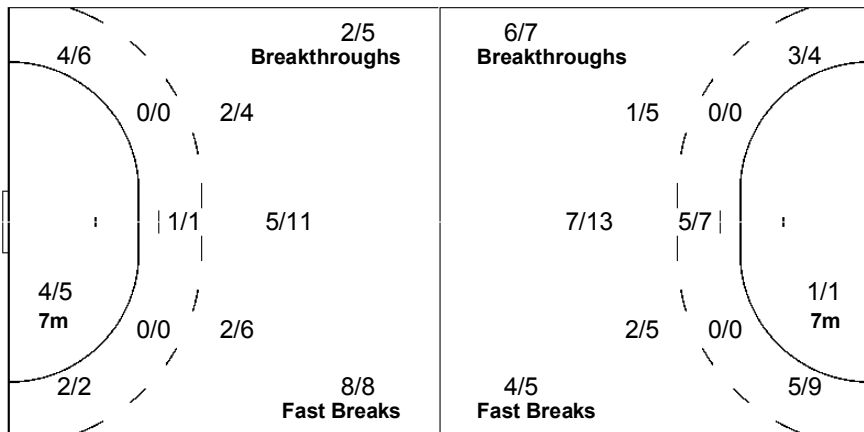
Goalkeepers

Goals / Shots

| | | |
|--|-----|-----|
| 3/3 | 0/2 | 1/2 |
| 4/6 | 0/1 | 4/6 |
| 9/11 | 6/8 | 3/3 |
| <small>1-Missed 3-Post 2-Blocked</small> | | |

Saves / Shots

| | | |
|-----|-----|------|
| 0/8 | 1/2 | 0/2 |
| 2/4 | | 3/5 |
| 1/8 | 1/5 | 4/12 |



1 PISLARU T

| | | |
|-----|-----|-----|
| 0/3 | 1/1 | 0/1 |
| 1/1 | | 2/2 |
| 0/4 | 0/3 | 2/5 |

16 DINU L

| | | |
|-----|-----|-----|
| 0/5 | 0/1 | 0/1 |
| 1/3 | | 1/3 |
| 1/4 | 1/2 | 2/7 |

hungary scorer-change # 17 -1, # 2 + 1 goal

Legend:

| | | | | | | | | | |
|-----|------------------|------|----------------------|------|---------------|-----|---------------|----|---------------|
| % | Efficiency | 2Min | 2 Minute Suspensions | 6m | 6-metre Shots | 7m | 7-metre Shots | 9m | 9-metre Shots |
| AS | Assists | BS | Blocked Shots | BT | Breakthroughs | EX | Exclusions | FB | Fast Breaks |
| G/S | Goals/Shots | n/a | not applicable | RC | Red Cards | S/S | Saves/Shots | ST | Steals |
| TF | Technical Faults | TP | Time Played | Wing | Wing Shots | YC | Yellow Cards | | |



RESULTS

比赛成绩 / RÉSULTATS

CHN 23 - 31 KOR

(12 - 16) (11 - 15)

Referees: (1) AIRES MENEZES J / (2) APARECIDO PINTO R (BRA)

RUNNING SCORE

CHN - KOR

CHN - China

| Players | | Shots | | | | | | | | Penalties | | | |
|---------|---------------|-------|-----|------|------|------|-----|-----|-----|-----------|------|----|----|
| No. | Name | G/S | % | 6m | Wing | 9m | 7m | FB | BT | YC | 2Min | RC | EX |
| 1 | LIU Guini | | | | | | | | | | | | |
| 2 | WEI Qiuxiang | | | | | | | | | | | | |
| 3 | LIU Yun | 4/7 | 57 | 4/7 | | | | | | | | | |
| 7 | ZHANG Geng | 0/1 | 0 | | | | | | 0/1 | | | | |
| 9 | WANG Min | 2/4 | 50 | 1/1 | 0/1 | | | 1/1 | 0/1 | | | | |
| 10 | WANG Shasha | 3/7 | 43 | | | 2/6 | | | 1/1 | 1 | | | |
| 12 | HUANG Hong | | | | | | | | | | | | |
| 14 | LIU Xiaomei | 4/13 | 31 | 0/1 | | 3/9 | | | 1/3 | | | | |
| 15 | SUN Laimiao | 0/1 | 0 | 0/1 | | | | | | | | | |
| 18 | WU Wenjuan | 1/2 | 50 | | | | | 1/1 | 0/1 | | 1 | | |
| 19 | LI Weiwei | 3/5 | 60 | | | 1/3 | 2/2 | | | | | | |
| 21 | LI Bing | 0/1 | 0 | | | | | | 0/1 | 1 | | | |
| 22 | HUANG Dongjie | 5/6 | 83 | | 2/3 | | | 2/2 | 1/1 | 1 | | | |
| 23 | YAN Meizhu | 1/1 | 100 | | | 1/1 | | | | | | | |
| | Bench/Team | | | | | | | | | 1 | | | |
| | Totals | 23/48 | 48 | 5/10 | 2/4 | 7/19 | 2/2 | 4/4 | 3/9 | 4 | 1 | 0 | 0 |

| Goalkeepers | | Saves | | | | | | | |
|-------------|------------|-------|----|------|------|-----|-----|------|-----|
| No. | Name | S/S | % | 6m | Wing | 9m | 7m | FB | BT |
| 1 | LIU Guini | | | | | | | | |
| 12 | HUANG Hong | 13/44 | 30 | 4/12 | 4/7 | 3/9 | | 1/13 | 1/3 |
| | Totals | 13/44 | 30 | 4/12 | 4/7 | 3/9 | 0/0 | 1/13 | 1/3 |

KOR - Korea

| Players | | Shots | | | | | | | | Penalties | | | |
|---------|---------------|-------|-----|------|------|------|-----|-------|-----|-----------|------|----|----|
| No. | Name | G/S | % | 6m | Wing | 9m | 7m | FB | BT | YC | 2Min | RC | EX |
| 1 | OH Yongran | | | | | | | | | | | | |
| 3 | KIM Ona | 1/1 | 100 | | | 1/1 | | | | | | | |
| 4 | HUH Soonyoung | 5/6 | 83 | 4/5 | | | | 1/1 | | | 1 | | |
| 6 | SONG Hairim | | | | | | | | | | | | |
| 7 | KIM Namsun | | | | | | | | | | | | |
| 9 | KIM Chayoun | 1/2 | 50 | 0/1 | | | | 1/1 | | | | | |
| 10 | OH Seongok | 3/4 | 75 | 1/1 | | 1/2 | | 1/1 | | 1 | 1 | | |
| 11 | HONG Jeongho | 0/3 | 0 | 0/1 | 0/1 | 0/1 | | | | | | | |
| 13 | PARK Chunghee | 8/12 | 67 | 1/1 | 2/6 | 1/1 | | 4/4 | | 1 | 1 | | |
| 16 | LEE Minhee | | | | | | | | | | | | |
| 17 | AN Junghwa | 5/7 | 71 | 2/2 | 1/2 | 0/1 | | 2/2 | | | | | |
| 18 | BAE Minhee | | | | | | | | | | | | |
| 19 | CHOI Imjeong | 2/3 | 67 | 0/1 | | 1/1 | | | 1/1 | 1 | 1 | | |
| 20 | MOON Pilhee | 6/13 | 46 | | | 2/6 | | 3/4 | 1/3 | | | | |
| | Bench/Team | | | | | | | | | | | | |
| | Totals | 31/51 | 61 | 8/12 | 3/9 | 6/13 | 0/0 | 12/13 | 2/4 | 3 | 4 | 0 | 0 |

| Goalkeepers | | Saves | | | | | | | |
|-------------|------------|-------|----|-----|------|------|-----|-----|-----|
| No. | Name | S/S | % | 6m | Wing | 9m | 7m | FB | BT |
| 1 | OH Yongran | 19/39 | 49 | 4/8 | 2/4 | 9/16 | 0/1 | 0/3 | 4/7 |
| 16 | LEE Minhee | 0/3 | 0 | 0/1 | | | 0/1 | 0/1 | |
| | Totals | 19/42 | 45 | 4/9 | 2/4 | 9/16 | 0/2 | 0/4 | 4/7 |

1st Half

| | | |
|---------|-------------|--------|
| | 0 (1') 1 | MOON P |
| LIU X | 1 (3') 1 | |
| | 1 (3') 2 | CHOI I |
| | 1 (5') 3 | HUH S |
| LIU Y | 2 (7') 3 | |
| | 2 (9') 4 | OH S |
| | 2 (10') 5 | PARK C |
| | 2 (10') 6 | OH S |
| WANG M | 3 (13') 6 | |
| LIU X | 4 (13') 6 | |
| | 4 (14') 7 | HUH S |
| | 4 (14') 8 | MOON P |
| | 4 (15') 9 | HUH S |
| LIU Y | 5 (17') 9 | |
| | 5 (18') 10 | HUH S |
| HUANG D | 6 (19') 10 | |
| LI W | 7 (20') 10 | |
| | 7 (21') 11 | PARK C |
| | 7 (21') 12 | AN J |
| | 7 (22') 13 | HUH S |
| HUANG D | 8 (23') 13 | |
| | 8 (25') 14 | MOON P |
| WU W | 9 (26') 14 | |
| LI W | 10 (26') 14 | |
| | 10 (27') 15 | CHOI I |
| LIU X | 11 (27') 15 | |
| HUANG D | 12 (29') 15 | |
| | 12 (30') 16 | PARK C |

2nd Half

| | | |
|---------|-------------|--------|
| | 12 (31') 17 | KIM C |
| LIU Y | 13 (33') 17 | |
| LIU X | 14 (34') 17 | |
| | 14 (36') 18 | AN J |
| WANG S | 15 (39') 18 | |
| WANG S | 16 (40') 18 | |
| | 16 (41') 19 | OH S |
| | 16 (43') 20 | PARK C |
| | 16 (44') 21 | PARK C |
| | 16 (45') 22 | MOON P |
| | 16 (47') 23 | MOON P |
| LI W | 17 (47') 23 | |
| YAN M | 18 (48') 23 | |
| | 18 (49') 24 | MOON P |
| | 18 (49') 25 | AN J |
| | 18 (51') 26 | PARK C |
| | 18 (52') 27 | AN J |
| | 18 (53') 28 | PARK C |
| HUANG D | 19 (53') 28 | |
| WANG S | 20 (54') 28 | |
| WANG M | 21 (55') 28 | |
| LIU Y | 22 (56') 28 | |
| | 22 (56') 29 | AN J |
| | 22 (57') 30 | KIM O |
| | 22 (58') 31 | PARK C |
| HUANG D | 23 (60') 31 | |

Legend:

| | | | | | | | | | |
|-----|---------------|------|----------------------|----|---------------|-----|---------------|----|---------------|
| % | Efficiency | 2Min | 2 Minute Suspensions | 6m | 6-metre Shots | 7m | 7-metre Shots | 9m | 9-metre Shots |
| BT | Breakthroughs | EX | Exclusions | FB | Fast Breaks | G/S | Goals/Shots | RC | Red Cards |
| S/S | Saves/Shots | Wing | Wing Shots | YC | Yellow Cards | | | | |



MATCH TEAM STATISTICS

参赛队技术统计 / STATISTIQUES DU MATCH PAR ÉQUIPE

CHN 23 - 31 KOR

(12 - 16) (11 - 15)

Referees: (1) AIRES MENEZES J / (2) APARECIDO PINTO R (BRA)

CHN - China

| Players | | Shots | | | | | | | | Offence | | Defence | | Penalties | | | | TP |
|---------|---------------|-------|-----|------|------|------|-----|-----|-----|---------|----|---------|----|-----------|------|----|----|-------|
| No. | Name | G/S | % | 6m | Wing | 9m | 7m | FB | BT | AS | TF | ST | BS | YC | 2Min | RC | EX | |
| 1 | LIU Guini | | | | | | | | | | | | | | | | | |
| 2 | WEI Qiuxiang | | | | | | | | | | | | | | | | | |
| 3 | LIU Yun | 4/7 | 57 | 4/7 | | | | | | | 4 | | | | | | | 37:12 |
| 7 | ZHANG Geng | 0/1 | 0 | | | | | | 0/1 | | 2 | | | | | | | 11:35 |
| 9 | WANG Min | 2/4 | 50 | 1/1 | 0/1 | | | 1/1 | 0/1 | 1 | | | | | | | | 60:00 |
| 10 | WANG Shasha | 3/7 | 43 | | | 2/6 | | | 1/1 | 7 | 2 | 2 | | 1 | | | | 55:21 |
| 12 | HUANG Hong | | | | | | | | | | | | | | | | | 60:00 |
| 14 | LIU Xiaomei | 4/13 | 31 | 0/1 | | 3/9 | | | 1/3 | 3 | 3 | 3 | | | | | | 53:09 |
| 15 | SUN Laimiao | 0/1 | 0 | 0/1 | | | | | | | | | | | | | | 1:57 |
| 18 | WU Wenjuan | 1/2 | 50 | | | | | 1/1 | 0/1 | | 4 | | 1 | | 1 | | | 22:39 |
| 19 | LI Weiwei | 3/5 | 60 | | | 1/3 | 2/2 | | | | 4 | | | | | | | 25:44 |
| 21 | LI Bing | 0/1 | 0 | | | | | | 0/1 | 1 | | 1 | 1 | 1 | | | | 26:12 |
| 22 | HUANG Dongjie | 5/6 | 83 | | 2/3 | | | 2/2 | 1/1 | | 1 | 2 | | 1 | | | | 60:00 |
| 23 | YAN Meizhu | 1/1 | 100 | | | 1/1 | | | | | | | | | | | | 6:11 |
| | Bench/Team | | | | | | | | | | | | | 1 | | | | |
| | Totals | 23/48 | 48 | 5/10 | 2/4 | 7/19 | 2/2 | 4/4 | 3/9 | 12 | 20 | 8 | 2 | 4 | 1 | 0 | 0 | |

| Goalkeepers | | Total Shots | | 6m Shots | | Wing Shots | | 9m Shots | | 7m Shots | | Fast Breaks | | Breakthroughs | |
|-------------|---------------|-------------|----|----------|----|------------|----|----------|----|----------|---|-------------|---|---------------|----|
| No. | Name | S/S | % | S/S | % | S/S | % | S/S | % | S/S | % | S/S | % | S/S | % |
| 1 | LIU Guini | | | | | | | | | | | | | | |
| 12 | HUANG Hong | 13/44 | 30 | 4/12 | 33 | 4/7 | 57 | 3/9 | 33 | | | 1/13 | 8 | 1/3 | 33 |
| | Totals | 13/44 | 30 | 4/12 | 33 | 4/7 | 57 | 3/9 | 33 | 0/0 | 0 | 1/13 | 8 | 1/3 | 33 |

| Team Shots | Goals | Saves | Missed | Post | Blocked | Total | % |
|---------------|-------|-------|--------|------|---------|-------|-----|
| 6m Shots | 5 | 4 | 0 | 0 | 1 | 10 | 50 |
| Wing Shots | 2 | 2 | 0 | 0 | 0 | 4 | 50 |
| 9m Shots | 7 | 9 | 2 | 1 | 0 | 19 | 37 |
| 7m Shots | 2 | 0 | 0 | 0 | n/a | 2 | 100 |
| Fast Breaks | 4 | 0 | 0 | 0 | 0 | 4 | 100 |
| Breakthroughs | 3 | 4 | 1 | 1 | 0 | 9 | 33 |
| Totals | 23 | 19 | 3 | 2 | 1 | 48 | 48 |

Number of Attacks: 65, Scoring Efficiency: 35%



MATCH TEAM STATISTICS

参赛队技术统计 / STATISTIQUES DU MATCH PAR ÉQUIPE

CHN 23 - 31 KOR

(12 - 16) (11 - 15)

Referees: (1) AIRES MENEZES J / (2) APARECIDO PINTO R (BRA)

KOR - Korea

| No. | Name | Shots | | | | | | | | Offence | | Defence | | Penalties | | | | TP |
|---------------|---------------|-------|-----|------|------|------|-----|-------|-----|---------|----|---------|----|-----------|------|----|----|-------|
| | | G/S | % | 6m | Wing | 9m | 7m | FB | BT | AS | TF | ST | BS | YC | 2Min | RC | EX | |
| 1 | OH Yongran | | | | | | | | | | | | | | | | | 58:19 |
| 3 | KIM Ona | 1/1 | 100 | | | 1/1 | | | | 1 | 3 | | | | | | | 8:41 |
| 4 | HUH Soonyoung | 5/6 | 83 | 4/5 | | | | 1/1 | | 1 | 2 | 2 | | | 1 | | | 57:01 |
| 6 | SONG Hairim | | | | | | | | | | | | | | | | | |
| 7 | KIM Namsun | | | | | | | | | | | | | | | | | 1:50 |
| 9 | KIM Chayoun | 1/2 | 50 | 0/1 | | | | 1/1 | | | | | | | | | | 8:43 |
| 10 | OH Seongok | 3/4 | 75 | 1/1 | | 1/2 | | 1/1 | | 8 | 5 | 3 | | 1 | 1 | | | 53:52 |
| 11 | HONG Jeongho | 0/3 | 0 | 0/1 | 0/1 | 0/1 | | | | 3 | | | | | | | | 25:40 |
| 13 | PARK Chunghee | 8/12 | 67 | 1/1 | 2/6 | 1/1 | | 4/4 | | 2 | 1 | | | 1 | 1 | | | 58:10 |
| 16 | LEE Minhee | | | | | | | | | | | | | | | | | 1:41 |
| 17 | AN Junghwa | 5/7 | 71 | 2/2 | 1/2 | 0/1 | | 2/2 | | 1 | 2 | 3 | | | | | | 58:10 |
| 18 | BAE Minhee | | | | | | | | | | | | | | | | | 1:50 |
| 19 | CHOI Imjeong | 2/3 | 67 | 0/1 | | 1/1 | | | 1/1 | 1 | 5 | | | 1 | 1 | | | 31:26 |
| 20 | MOON Pilhee | 6/13 | 46 | | | 2/6 | | 3/4 | 1/3 | 2 | 4 | | 1 | | | | | 54:37 |
| | Bench/Team | | | | | | | | | | | | | | | | | |
| Totals | | 31/51 | 61 | 8/12 | 3/9 | 6/13 | 0/0 | 12/13 | 2/4 | 19 | 22 | 8 | 1 | 3 | 4 | 0 | 0 | |

| No. | Name | Total Shots | | 6m Shots | | Wing Shots | | 9m Shots | | 7m Shots | | Fast Breaks | | Breakthroughs | |
|---------------|------------|-------------|----|----------|----|------------|----|----------|----|----------|---|-------------|---|---------------|----|
| | | S/S | % | S/S | % | S/S | % | S/S | % | S/S | % | S/S | % | S/S | % |
| 1 | OH Yongran | 19/39 | 49 | 4/8 | 50 | 2/4 | 50 | 9/16 | 56 | 0/1 | 0 | 0/3 | 0 | 4/7 | 57 |
| 16 | LEE Minhee | 0/3 | 0 | 0/1 | 0 | | | | | 0/1 | 0 | 0/1 | 0 | | |
| Totals | | 19/42 | 45 | 4/9 | 44 | 2/4 | 50 | 9/16 | 56 | 0/2 | 0 | 0/4 | 0 | 4/7 | 57 |

| Team Shots | Goals | Saves | Missed | Post | Blocked | Total | % |
|---------------|-------|-------|--------|------|---------|-------|----|
| 6m Shots | 8 | 4 | 0 | 0 | 0 | 12 | 67 |
| Wing Shots | 3 | 4 | 0 | 2 | 0 | 9 | 33 |
| 9m Shots | 6 | 3 | 2 | 0 | 2 | 13 | 46 |
| 7m Shots | | | | | n/a | | |
| Fast Breaks | 12 | 1 | 0 | 0 | 0 | 13 | 92 |
| Breakthroughs | 2 | 1 | 1 | 0 | 0 | 4 | 50 |
| Totals | 31 | 13 | 3 | 2 | 2 | 51 | 61 |

Number of Attacks: 65, Scoring Efficiency: 48%



OSC GYMNASIUM
 奥体中心体育馆
 GYMNASE DU CSO

TUE 星期二 MAR
 19 AUG 2008
 18:00

HANDBALL
 手球 / HANDBALL

WOMEN
 女子项目 / FEMMES

QUARTERFINAL - MATCH 33
 1/4决赛 - 第33场 / QUART DE FINALE - MATCH 33



MATCH TEAM STATISTICS
 参赛队技术统计 / STATISTIQUES DU MATCH PAR ÉQUIPE

CHN 23 - 31 KOR
 (12 - 16) (11 - 15)

Referees: (1) AIRES MENEZES J / (2) APARECIDO PINTO R (BRA)

KOR - Korea

Shots Distribution

| Players | | | Goals / Shots | | | |
|-----------|-----------------|----------|---------------|-----------|-----------|-----------|
| 3 KIM O | 4 HUH S | 6 SONG H | 7 KIM N | 9 KIM C | 10 OH S | 11 HONG J |
| | 2/2 | | | | 1/1 | |
| | | | | | | |
| | | | | 1/2 | | |
| | | | | | 2/2 | |
| | | | | | | 0/2 0/1 |
| | | | | | | 1-Blocked |
| 13 PARK C | 17 AN J | 18 BAE M | 19 CHOI I | 20 MOON P | | |
| | | | | 2/2 | | |
| | | | | | | |
| 2/2 | 2/3 | 2/3 | 1/1 | 0/1 | 1/1 | |
| 1-Post | 1-Missed 1-Post | | | 2-Missed | 1-Blocked | |

| Team | Offence | Defence | Goalkeepers | | | | | | | | | | | | | | | | | | | | | | | | | | | | | | | | | |
|---|---------|---------|---------------|--|--|-----|-------|------|-----|--|--|--|-----|-----|-----|-----|-----|-----|------|-----|-----|-----|-----|-----|-----|-----|-----|------|-----|-----|--|--|-----|-----|-----|--|
| Goals / Shots | | | Saves / Shots | | | | | | | | | | | | | | | | | | | | | | | | | | | | | | | | | |
| <table border="1"> <tr><td>4/4</td><td>1/2</td><td>3/4</td></tr> <tr><td></td><td></td><td>1/1</td></tr> <tr><td>10/10</td><td>7/15</td><td>5/8</td></tr> </table> <p>3-Missed 2-Post 2-Blocked</p> | 4/4 | 1/2 | 3/4 | | | 1/1 | 10/10 | 7/15 | 5/8 | | | <table border="1"> <tr><td>2/5</td><td>0/1</td><td>0/3</td></tr> <tr><td>2/4</td><td>2/2</td><td>4/6</td></tr> <tr><td>5/12</td><td>3/7</td><td>1/2</td></tr> </table> <p>1 OH Y</p> <table border="1"> <tr><td>2/5</td><td>0/1</td><td>0/2</td></tr> <tr><td>2/4</td><td>2/2</td><td>4/6</td></tr> <tr><td>5/11</td><td>3/6</td><td>1/2</td></tr> </table> <p>16 LEE M</p> <table border="1"> <tr><td></td><td></td><td>0/1</td></tr> <tr><td>0/1</td><td>0/1</td><td></td></tr> </table> | 2/5 | 0/1 | 0/3 | 2/4 | 2/2 | 4/6 | 5/12 | 3/7 | 1/2 | 2/5 | 0/1 | 0/2 | 2/4 | 2/2 | 4/6 | 5/11 | 3/6 | 1/2 | | | 0/1 | 0/1 | 0/1 | |
| 4/4 | 1/2 | 3/4 | | | | | | | | | | | | | | | | | | | | | | | | | | | | | | | | | | |
| | | 1/1 | | | | | | | | | | | | | | | | | | | | | | | | | | | | | | | | | | |
| 10/10 | 7/15 | 5/8 | | | | | | | | | | | | | | | | | | | | | | | | | | | | | | | | | | |
| 2/5 | 0/1 | 0/3 | | | | | | | | | | | | | | | | | | | | | | | | | | | | | | | | | | |
| 2/4 | 2/2 | 4/6 | | | | | | | | | | | | | | | | | | | | | | | | | | | | | | | | | | |
| 5/12 | 3/7 | 1/2 | | | | | | | | | | | | | | | | | | | | | | | | | | | | | | | | | | |
| 2/5 | 0/1 | 0/2 | | | | | | | | | | | | | | | | | | | | | | | | | | | | | | | | | | |
| 2/4 | 2/2 | 4/6 | | | | | | | | | | | | | | | | | | | | | | | | | | | | | | | | | | |
| 5/11 | 3/6 | 1/2 | | | | | | | | | | | | | | | | | | | | | | | | | | | | | | | | | | |
| | | 0/1 | | | | | | | | | | | | | | | | | | | | | | | | | | | | | | | | | | |
| 0/1 | 0/1 | | | | | | | | | | | | | | | | | | | | | | | | | | | | | | | | | | | |

| Legend: | | | |
|---------|------------------|------|----------------------|
| % | Efficiency | 2Min | 2 Minute Suspensions |
| AS | Assists | BS | Blocked Shots |
| G/S | Goals/Shots | n/a | not applicable |
| TF | Technical Faults | TP | Time Played |
| 6m | 6-metre Shots | BT | Breakthroughs |
| 7m | 7-metre Shots | RC | Red Cards |
| 9m | 9-metre Shots | Wing | Wing Shots |
| EX | Exclusions | S/S | Saves/Shots |
| FB | Fast Breaks | YC | Yellow Cards |
| ST | Steals | | |





RESULTS

比赛成绩 / RÉSULTATS

RUS 32 - 31 FRA (12 - 16) (12 - 8) (4 - 4) (4 - 3)

Referees: (4) LIU S / (3) LIU F (CHN)

RUS - Russian Fed.

| Players | | Shots | | | | | | | | Penalties | | | |
|---------|-----------------------|-------|-----|-----|------|------|-----|------|------|-----------|------|----|----|
| No. | Name | G/S | % | 6m | Wing | 9m | 7m | FB | BT | YC | 2Min | RC | EX |
| 1 | SUSLINA Inna | | | | | | | | | | | | |
| 3 | POLTORATSKAYA Irina | 4/8 | 50 | 0/1 | | 0/1 | 1/1 | 1/2 | 2/3 | | | | |
| 4 | ROMENSKAYA Oxana | | | | | | | | | | | | |
| 5 | POSTNOVA Liudmila | 5/9 | 56 | | | 3/6 | | 1/2 | 1/1 | 1 | | | |
| 6 | KAREEVA Anna | | | | | | | | | | | | |
| 8 | ANDRYUSHINA Ekaterina | 5/8 | 63 | | | 1/3 | | 1/1 | 3/4 | 1 | 1 | | |
| 9 | USKOVA Yana | 2/5 | 40 | 0/1 | 0/1 | | | 2/3 | | 1 | | | |
| 10 | POLENOVA Elena | 3/8 | 38 | | | 0/3 | 3/5 | | | | | | |
| 11 | TUREY Emiliya | 4/7 | 57 | | 3/3 | | 0/1 | 1/2 | 0/1 | | 1 | | |
| 15 | SHIPILOVA Natalia | 3/3 | 100 | 2/2 | | | | 1/1 | | | | | |
| 16 | SIDOROVA Maria | | | | | | | | | | | | |
| 17 | MARENNIKOVA Ekaterina | 0/1 | 0 | 0/1 | | | | | | | | | |
| 19 | DMITRIEVA Elena | 0/1 | 0 | | 0/1 | | | | | | | | |
| 24 | BLIZNOVA Irina | 6/13 | 46 | 2/2 | | 1/4 | 1/1 | | 2/6 | | | | |
| | Bench/Team | | | | | | | | | 1 | | | |
| | Totals | 32/63 | 51 | 4/7 | 3/5 | 5/17 | 5/8 | 7/11 | 8/15 | 4 | 2 | 0 | 0 |

| Goalkeepers | | Saves | | | | | | | |
|-------------|----------------|-------|----|-----|------|-------|-----|------|-----|
| No. | Name | S/S | % | 6m | Wing | 9m | 7m | FB | BT |
| 1 | SUSLINA Inna | 15/33 | 45 | 0/7 | 5/7 | 8/12 | | 2/6 | 0/1 |
| 16 | SIDOROVA Maria | 6/18 | 33 | 0/2 | 2/2 | 2/7 | 0/1 | 2/5 | 0/1 |
| | Totals | 22/53 | 42 | 0/9 | 7/10 | 11/20 | 0/1 | 4/11 | 0/2 |

FRA - France

| Players | | Shots | | | | | | | | Penalties | | | |
|---------|----------------------------|-------|-----|-----|------|------|-----|------|-----|-----------|------|----|----|
| No. | Name | G/S | % | 6m | Wing | 9m | 7m | FB | BT | YC | 2Min | RC | EX |
| 4 | KAMTO NJITAM Nina | 5/5 | 100 | 3/3 | | | | 2/2 | | | 1 | | |
| 5 | AYGLON Camille | 1/4 | 25 | | | 1/3 | | 0/1 | | 1 | | | |
| 8 | PECQUEUX-ROLLAND Veronique | 1/1 | 100 | | | | | 1/1 | | | | | |
| 9 | BAUDOUIN Paule | 2/4 | 50 | | 1/3 | | 1/1 | | | 1 | | | |
| 10 | HERBRECHT Sophie | 4/15 | 27 | 1/1 | | 2/12 | | 1/2 | | 1 | | | |
| 11 | CANO Stephanie | 2/3 | 67 | | 1/1 | 0/1 | | 1/1 | | | 1 | | |
| 12 | LEYNAUD Amandine | | | | | | | | | | | | |
| 13 | WENDLING Isabelle | 2/2 | 100 | 1/1 | | | | 1/1 | | | 1 | | |
| 16 | NICOLAS Valerie | | | | | | | | | | | | |
| 19 | VANPARYS-TORRES Christine | 2/6 | 33 | | | 2/6 | | | | | | | |
| 20 | TERVEL Raphaelle | 2/7 | 29 | | 1/5 | 0/1 | | 1/1 | | | | | |
| 21 | TOUNKARA Maakan | 1/2 | 50 | 1/1 | 0/1 | | | | | | | | |
| 23 | LACRABERE Alexandra | 2/6 | 33 | 1/1 | | 1/4 | | 0/1 | | | | | |
| 24 | SIGNATE Mariama | 7/9 | 78 | 2/2 | | 3/4 | | 0/1 | 2/2 | | 1 | | |
| | Bench/Team | | | | | | | | | 1 | | | |
| | Totals | 31/64 | 48 | 9/9 | 3/10 | 9/31 | 1/1 | 7/11 | 2/2 | 4 | 4 | 0 | 0 |

| Goalkeepers | | Saves | | | | | | | |
|-------------|------------------|-------|----|-----|------|------|-----|------|------|
| No. | Name | S/S | % | 6m | Wing | 9m | 7m | FB | BT |
| 12 | LEYNAUD Amandine | 0/1 | 0 | | | | 0/1 | | |
| 16 | NICOLAS Valerie | 21/52 | 40 | 2/6 | 2/5 | 5/10 | 2/6 | 4/11 | 6/14 |
| | Totals | 21/53 | 40 | 2/6 | 2/5 | 5/10 | 2/7 | 4/11 | 6/14 |

RUNNING SCORE

RUS - FRA

| 1st Half | |
|-------------|-------------------|
| 0 (1') 1 | VANPARYS-TORRES C |
| 1 (2') 1 | |
| 1 (6') 2 | BAUDOUIN P |
| 2 (8') 2 | BLIZNOVA I |
| 3 (9') 2 | BLIZNOVA I |
| 3 (10') 3 | HERBRECHT S |
| 4 (10') 3 | BLIZNOVA I |
| 4 (11') 4 | AYGLON C |
| 4 (13') 5 | HERBRECHT S |
| 5 (13') 5 | TUREY E |
| 5 (15') 6 | SIGNATE M |
| 5 (15') 7 | KAMTO NJITAM N |
| 5 (16') 8 | KAMTO NJITAM N |
| 5 (17') 9 | SIGNATE M |
| 6 (18') 9 | BLIZNOVA I |
| 6 (19') 10 | CANO S |
| 7 (19') 10 | POLTORATSKAYA I |
| 7 (21') 11 | BAUDOUIN P |
| 8 (22') 11 | BLIZNOVA I |
| 9 (23') 11 | POLENOVA E |
| 10 (24') 11 | POSTNOVA L |
| 11 (24') 11 | USKOVA Y |
| 11 (25') 12 | SIGNATE M |
| 12 (28') 12 | POLTORATSKAYA I |
| 12 (29') 13 | VANPARYS-TORRES C |
| 12 (29') 14 | TERVEL R |
| 12 (30') 15 | LACRABERE A |
| 12 (30') 16 | KAMTO NJITAM N |

2nd Half

| | |
|-------------|--------------------|
| 12 (32') 17 | HERBRECHT S |
| 13 (33') 17 | POSTNOVA L |
| 14 (34') 17 | TUREY E |
| 15 (35') 17 | POLENOVA E |
| 15 (39') 18 | SIGNATE M |
| 16 (40') 18 | TUREY E |
| 17 (41') 18 | ANDRYUSHINA E |
| 17 (43') 19 | PECQUEUX-ROLLAND V |
| 18 (43') 19 | POLTORATSKAYA I |
| 18 (44') 20 | TOUNKARA M |
| 18 (48') 21 | SIGNATE M |
| 19 (48') 21 | POSTNOVA L |
| 20 (50') 21 | POSTNOVA L |
| 20 (51') 22 | SIGNATE M |
| 21 (55') 22 | SHIPILOVA N |
| 21 (55') 23 | SIGNATE M |
| 22 (56') 23 | TUREY E |
| 23 (57') 23 | ANDRYUSHINA E |
| 23 (57') 24 | KAMTO NJITAM N |
| 24 (59') 24 | ANDRYUSHINA E |

1st Extra Time

| | |
|-------------|----------------|
| 24 (62') 25 | WENDLING I |
| 25 (62') 25 | ANDRYUSHINA E |
| 25 (63') 26 | TERVEL R |
| 26 (64') 26 | BLIZNOVA I |
| 26 (64') 27 | LACRABERE A |
| 26 (66') 28 | KAMTO NJITAM N |
| 27 (67') 28 | POLENOVA E |
| 28 (68') 28 | USKOVA Y |

2nd Extra Time

| | |
|-------------|-----------------|
| 29 (71') 28 | POSTNOVA L |
| 29 (71') 29 | CANO S |
| 29 (74') 30 | HERBRECHT S |
| 30 (74') 30 | POLTORATSKAYA I |
| 31 (78') 30 | SHIPILOVA N |
| 31 (78') 31 | WENDLING I |
| 32 (79') 31 | SHIPILOVA N |



OSC GYMNASIUM
 奥体中心体育馆
 GYMNASE DU CSO

TUE 星期二 MAR
 19 AUG 2008
 20:15

HANDBALL
 手球 / HANDBALL

WOMEN
 女子项目 / FEMMES

QUARTERFINAL - MATCH 34
 1/4决赛 - 第34场 / QUART DE FINALE - MATCH 34



RESULTS
 比赛成绩 / RÉSULTATS

| | | | | | | | | | |
|----------------|---------------|-------------|----------------------|-----------|---------------|------------|---------------|-----------|---------------|
| Legend: | | | | | | | | | |
| % | Efficiency | 2Min | 2 Minute Suspensions | 6m | 6-metre Shots | 7m | 7-metre Shots | 9m | 9-metre Shots |
| BT | Breakthroughs | EX | Exclusions | FB | Fast Breaks | G/S | Goals/Shots | RC | Red Cards |
| S/S | Saves/Shots | Wing | Wing Shots | YC | Yellow Cards | | | | |



MATCH TEAM STATISTICS

参赛队技术统计 / STATISTIQUES DU MATCH PAR ÉQUIPE

RUS 32 - 31 FRA

(12 - 16) (12 - 8) (4 - 4) (4 - 3)

Referees: (4) LIU S / (3) LIU F (CHN)

RUS - Russian Fed.

| Players | | Shots | | | | | | | | Offence | | Defence | | Penalties | | | | TP |
|---------------|-----------------------|-------|-----|-----|------|------|-----|------|------|---------|----|---------|----|-----------|------|----|----|-------|
| No. | Name | G/S | % | 6m | Wing | 9m | 7m | FB | BT | AS | TF | ST | BS | YC | 2Min | RC | EX | |
| 1 | SUSLINA Inna | | | | | | | | | 1 | | | | | | | | 46:59 |
| 3 | POLTORATSKAYA Irina | 4/8 | 50 | 0/1 | | 0/1 | 1/1 | 1/2 | 2/3 | 3 | 6 | 1 | | | | | | 26:36 |
| 4 | ROMENSKAYA Oxana | | | | | | | | | 1 | 1 | | 4 | | | | | 47:37 |
| 5 | POSTNOVA Liudmila | 5/9 | 56 | | | 3/6 | | 1/2 | 1/1 | 3 | 6 | 1 | 1 | 1 | | | | 58:59 |
| 6 | KAREEVA Anna | | | | | | | | | | | | | | | | | |
| 8 | ANDRYUSHINA Ekaterina | 5/8 | 63 | | | 1/3 | | 1/1 | 3/4 | 2 | 1 | 1 | 1 | 1 | 1 | | | 45:48 |
| 9 | USKOVA Yana | 2/5 | 40 | 0/1 | 0/1 | | | 2/3 | | | 1 | | | 1 | | | | 44:43 |
| 10 | POLENOVA Elena | 3/8 | 38 | | | 0/3 | 3/5 | | | 1 | 1 | 1 | 3 | | | | | 29:30 |
| 11 | TUREY Emiliya | 4/7 | 57 | | 3/3 | | 0/1 | 1/2 | 0/1 | 1 | 3 | 2 | | | 1 | | | 66:31 |
| 15 | SHIPILOVA Natalia | 3/3 | 100 | 2/2 | | | | 1/1 | | 3 | 1 | | | | | | | 64:16 |
| 16 | SIDOROVA Maria | | | | | | | | | | | | | | | | | 29:54 |
| 17 | MARENNIKOVA Ekaterina | 0/1 | 0 | 0/1 | | | | | | | 2 | | | | | | | 35:17 |
| 19 | DMITRIEVA Elena | 0/1 | 0 | | 0/1 | | | | | | 2 | | | | | | | 13:29 |
| 24 | BLIZNOVA Irina | 6/13 | 46 | 2/2 | | 1/4 | 1/1 | | 2/6 | 1 | | | | | | | | 50:21 |
| | Bench/Team | | | | | | | | | | | | | 1 | | | | |
| Totals | | 32/63 | 51 | 4/7 | 3/5 | 5/17 | 5/8 | 7/11 | 8/15 | 16 | 24 | 6 | 9 | 4 | 2 | 0 | 0 | |

| Goalkeepers | | Total Shots | | 6m Shots | | Wing Shots | | 9m Shots | | 7m Shots | | Fast Breaks | | Breakthroughs | |
|---------------|----------------|-------------|----|----------|---|------------|-----|----------|----|----------|---|-------------|----|---------------|---|
| No. | Name | S/S | % | S/S | % | S/S | % | S/S | % | S/S | % | S/S | % | S/S | % |
| 1 | SUSLINA Inna | 15/33 | 45 | 0/7 | 0 | 5/7 | 71 | 8/12 | 67 | | | 2/6 | 33 | 0/1 | 0 |
| 16 | SIDOROVA Maria | 6/18 | 33 | 0/2 | 0 | 2/2 | 100 | 2/7 | 29 | 0/1 | 0 | 2/5 | 40 | 0/1 | 0 |
| Totals | | 22/53 | 42 | 0/9 | 0 | 7/10 | 70 | 11/20 | 55 | 0/1 | 0 | 4/11 | 36 | 0/2 | 0 |

| Team Shots | Goals | Saves | Missed | Post | Blocked | Total | % |
|---------------|-------|-------|--------|------|---------|-------|----|
| 6m Shots | 4 | 2 | 0 | 1 | 0 | 7 | 57 |
| Wing Shots | 3 | 2 | 0 | 0 | 0 | 5 | 60 |
| 9m Shots | 5 | 5 | 3 | 2 | 2 | 17 | 29 |
| 7m Shots | 5 | 2 | 0 | 1 | n/a | 8 | 63 |
| Fast Breaks | 7 | 4 | 0 | 0 | 0 | 11 | 64 |
| Breakthroughs | 8 | 6 | 1 | 0 | 0 | 15 | 53 |
| Totals | 32 | 21 | 4 | 4 | 2 | 63 | 51 |

Number of Attacks: 80, Scoring Efficiency: 40%



OSC GYMNASIUM
 奥体中心体育馆
 GYMNASE DU CSO

TUE 星期二 MAR
 19 AUG 2008
 20:15

HANDBALL
 手球 / HANDBALL

WOMEN
 女子项目 / FEMMES

QUARTERFINAL - MATCH 34
 1/4决赛 - 第34场 / QUART DE FINALE - MATCH 34



MATCH TEAM STATISTICS

参赛队技术统计 / STATISTIQUES DU MATCH PAR ÉQUIPE

RUS 32 - 31 FRA

(12 - 16) (12 - 8) (4 - 4) (4 - 3)

Referees: (4) LIU S / (3) LIU F (CHN)

RUS - Russian Fed.

Shots Distribution

Players
Goals / Shots

| | | | | | | |
|-------------------|----------------|--------------|-------------|-----------------|------------|-----------------|
| 3 POLTORATSKAYA I | 4 ROMENSKAYA O | 5 POSTNOVA L | 6 KAREEVA A | 8 ANDRYUSHINA E | 9 USKOVA Y | 10 POLENOVA E |
| 1/2 | | | | 1/1 | | 1/1 |
| 1/1 | | 1/1 | 1/1 | 1/1 | 0/1 | 1/2 |
| 2/4 | | 2/3 | 1/1 | 0/3 | 1/1 | 1/1 |
| 1-Post | | 1-Missed | 2-Blocked | | 1-Post | 1-Missed 2-Post |

| | | | | |
|------------|----------------|------------------|----------------|---------------|
| 11 TUREY E | 15 SHIPILOVA N | 17 MARENNIKOVA E | 19 DMITRIEVA E | 24 BLIZNOVA I |
| 0/1 | 2/2 | | | 1/1 |
| | | | 0/1 | 1/1 |
| 1/2 | 1/1 | 0/1 | | 1/2 |
| 1/1 | | | | 1/1 |
| 1/1 | | | | 2/6 |
| 1-Missed | | | | 1-Missed |

| Team | Offence | Defence | Goalkeepers | | | | | | | | | | | | | | | | | | | | | | | | | | | | | | | | | | | | |
|--|---------|---------|---------------|-----|--|-----|------|-----|------|--|--|--|-----|-----|-----|-----|--|-----|------|-----|-----|-----|-----|--|-----|--|-----|-----|-----|-----|-----|--|-----|-----|--|-----|-----|--|-----|
| Goals / Shots | | | Saves / Shots | | | | | | | | | | | | | | | | | | | | | | | | | | | | | | | | | | | | |
| <table border="1"> <tr><td>5/7</td><td></td><td>2/2</td></tr> <tr><td>5/7</td><td></td><td>2/5</td></tr> <tr><td>8/17</td><td>2/2</td><td>8/13</td></tr> </table> <p>4-Missed 4-Post 2-Blocked</p> | 5/7 | | 2/2 | 5/7 | | 2/5 | 8/17 | 2/2 | 8/13 | | | <table border="1"> <tr><td>2/7</td><td>1/2</td><td>1/2</td></tr> <tr><td>2/7</td><td></td><td>5/7</td></tr> <tr><td>5/12</td><td>6/8</td><td>0/8</td></tr> </table> <p>1 SUSLINA I</p> <table border="1"> <tr><td>0/3</td><td>1/2</td><td></td></tr> <tr><td>2/5</td><td></td><td>3/4</td></tr> <tr><td>3/8</td><td>6/8</td><td>0/3</td></tr> </table> <p>16 SIDOROVA M</p> <table border="1"> <tr><td>2/4</td><td></td><td>1/2</td></tr> <tr><td>0/2</td><td></td><td>2/3</td></tr> <tr><td>1/3</td><td></td><td>0/4</td></tr> </table> | 2/7 | 1/2 | 1/2 | 2/7 | | 5/7 | 5/12 | 6/8 | 0/8 | 0/3 | 1/2 | | 2/5 | | 3/4 | 3/8 | 6/8 | 0/3 | 2/4 | | 1/2 | 0/2 | | 2/3 | 1/3 | | 0/4 |
| 5/7 | | 2/2 | | | | | | | | | | | | | | | | | | | | | | | | | | | | | | | | | | | | | |
| 5/7 | | 2/5 | | | | | | | | | | | | | | | | | | | | | | | | | | | | | | | | | | | | | |
| 8/17 | 2/2 | 8/13 | | | | | | | | | | | | | | | | | | | | | | | | | | | | | | | | | | | | | |
| 2/7 | 1/2 | 1/2 | | | | | | | | | | | | | | | | | | | | | | | | | | | | | | | | | | | | | |
| 2/7 | | 5/7 | | | | | | | | | | | | | | | | | | | | | | | | | | | | | | | | | | | | | |
| 5/12 | 6/8 | 0/8 | | | | | | | | | | | | | | | | | | | | | | | | | | | | | | | | | | | | | |
| 0/3 | 1/2 | | | | | | | | | | | | | | | | | | | | | | | | | | | | | | | | | | | | | | |
| 2/5 | | 3/4 | | | | | | | | | | | | | | | | | | | | | | | | | | | | | | | | | | | | | |
| 3/8 | 6/8 | 0/3 | | | | | | | | | | | | | | | | | | | | | | | | | | | | | | | | | | | | | |
| 2/4 | | 1/2 | | | | | | | | | | | | | | | | | | | | | | | | | | | | | | | | | | | | | |
| 0/2 | | 2/3 | | | | | | | | | | | | | | | | | | | | | | | | | | | | | | | | | | | | | |
| 1/3 | | 0/4 | | | | | | | | | | | | | | | | | | | | | | | | | | | | | | | | | | | | | |



MATCH TEAM STATISTICS

参赛队技术统计 / STATISTIQUES DU MATCH PAR ÉQUIPE

RUS 32 - 31 FRA

(12 - 16) (12 - 8) (4 - 4) (4 - 3)

Referees: (4) LIU S / (3) LIU F (CHN)

FRA - France

| No. | Name | Shots | | | | | | | Offence | | Defence | | Penalties | | | | TP | | |
|---------------|----------------------------|-------|-----|-----|------|------|-----|------|---------|----|---------|----|-----------|----|------|----|----|-------|-------|
| | | G/S | % | 6m | Wing | 9m | 7m | FB | BT | AS | TF | ST | BS | YC | 2Min | RC | | EX | |
| 4 | KAMTO NJITAM Nina | 5/5 | 100 | 3/3 | | | | 2/2 | | | | 2 | | | | 1 | | | 46:52 |
| 5 | AYGLON Camille | 1/4 | 25 | | | 1/3 | | 0/1 | | | 1 | 1 | | 1 | | | | 52:59 | |
| 8 | PECQUEUX-ROLLAND Veronique | 1/1 | 100 | | | | | 1/1 | | | 1 | 1 | | | | | | 23:59 | |
| 9 | BAUDOUIN Paule | 2/4 | 50 | | 1/3 | | 1/1 | | | | 1 | 1 | | 1 | | | | 22:03 | |
| 10 | HERBRECHT Sophie | 4/15 | 27 | 1/1 | | 2/12 | | 1/2 | | 9 | 6 | | | 1 | | | | 56:50 | |
| 11 | CANO Stephanie | 2/3 | 67 | | 1/1 | 0/1 | | 1/1 | | | 1 | 1 | | | 1 | | | 47:45 | |
| 12 | LEYNAUD Amandine | | | | | | | | | | | | | | | | | 0:15 | |
| 13 | WENDLING Isabelle | 2/2 | 100 | 1/1 | | | | 1/1 | | 1 | | 2 | | | 1 | | | 41:01 | |
| 16 | NICOLAS Valerie | | | | | | | | | | | | | | | | | 79:45 | |
| 19 | VANPARYS-TORRES Christine | 2/6 | 33 | | | 2/6 | | | | | 3 | 1 | 1 | | | | | 29:01 | |
| 20 | TERVEL Raphaelle | 2/7 | 29 | | 1/5 | 0/1 | | 1/1 | | 2 | 3 | 1 | 1 | | | | | 63:30 | |
| 21 | TOUNKARA Maakan | 1/2 | 50 | 1/1 | 0/1 | | | | | 2 | | | | | | | | 32:07 | |
| 23 | LACRABERE Alexandra | 2/6 | 33 | 1/1 | | 1/4 | | 0/1 | | 1 | 2 | | | | | | | 28:17 | |
| 24 | SIGNATE Mariama | 7/9 | 78 | 2/2 | | 3/4 | | 0/1 | 2/2 | | 4 | | 1 | | 1 | | | 35:36 | |
| | Bench/Team | | | | | | | | | | | | | 1 | | | | | |
| Totals | | 31/64 | 48 | 9/9 | 3/10 | 9/31 | 1/1 | 7/11 | 2/2 | 15 | 24 | 8 | 3 | 4 | 4 | 0 | 0 | | |

| No. | Name | Total Shots | | 6m Shots | | Wing Shots | | 9m Shots | | 7m Shots | | Fast Breaks | | Breakthroughs | |
|---------------|------------------|-------------|----|----------|----|------------|----|----------|----|----------|----|-------------|----|---------------|----|
| | | S/S | % | S/S | % | S/S | % | S/S | % | S/S | % | S/S | % | S/S | % |
| 12 | LEYNAUD Amandine | 0/1 | 0 | | | | | | | 0/1 | 0 | | | | |
| 16 | NICOLAS Valerie | 21/52 | 40 | 2/6 | 33 | 2/5 | 40 | 5/10 | 50 | 2/6 | 33 | 4/11 | 36 | 6/14 | 43 |
| Totals | | 21/53 | 40 | 2/6 | 33 | 2/5 | 40 | 5/10 | 50 | 2/7 | 29 | 4/11 | 36 | 6/14 | 43 |

| Team Shots | Goals | Saves | Missed | Post | Blocked | Total | % |
|---------------|-------|-------|--------|------|---------|-------|-----|
| 6m Shots | 9 | 0 | 0 | 0 | 0 | 9 | 100 |
| Wing Shots | 3 | 7 | 0 | 0 | 0 | 10 | 30 |
| 9m Shots | 9 | 11 | 0 | 2 | 9 | 31 | 29 |
| 7m Shots | 1 | 0 | 0 | 0 | n/a | 1 | 100 |
| Fast Breaks | 7 | 4 | 0 | 0 | 0 | 11 | 64 |
| Breakthroughs | 2 | 0 | 0 | 0 | 0 | 2 | 100 |
| Totals | 31 | 22 | 0 | 2 | 9 | 64 | 48 |

Number of Attacks: 80, Scoring Efficiency: 39%



OSC GYMNASIUM
 奥体中心体育馆
 GYMNASE DU CSO

TUE 星期二 MAR
 19 AUG 2008
 20:15

HANDBALL
 手球 / HANDBALL

WOMEN
 女子项目 / FEMMES

QUARTERFINAL - MATCH 34
 1/4决赛 - 第34场 / QUART DE FINALE - MATCH 34



MATCH TEAM STATISTICS
 参赛队技术统计 / STATISTIQUES DU MATCH PAR ÉQUIPE

RUS 32 - 31 FRA
 (12 - 16) (12 - 8) (4 - 4) (4 - 3)

Referees: (4) LIU S / (3) LIU F (CHN)

FRA - France

Shots Distribution

| Players | | | Goals / Shots | | | |
|----------------------|-------------|----------------------|----------------|----------------|-----------|---------------|
| 4 KAMTO NJITAM N | 5 AYGLON C | 8 PECQUEUX-ROLLAND V | 9 BAUDOIN P | 10 HERBRECHT S | 11 CANO S | 13 WENDLING I |
| 1/1 | 0/1 | | 1/1 | 2/3 | | |
| 2/2 | 0/1 | 1/1 | | 0/1 | 1/1 | |
| 2/2 | | | 1/1 | 1/3 | 0/1 | 1/1 |
| | 1-Blocked | | | 1-Post | 5-Blocked | 1-Post |
| 19 VANPARYS-TORRES C | 20 TERVEL R | 21 TOUNKARA M | 23 LACRABERE A | 24 SIGNATE M | | |
| | 1/1 | 0/1 | 1/1 | | | |
| 1/1 | | 0/4 | | 0/1 | | |
| 1/2 | 0/1 | 1/1 | 0/2 | 1/1 | 2/2 | 1/3 |
| 2-Blocked | | | 1-Blocked | | 3/3 | |

| Team | Offence | Defence | Goalkeepers | | | | | | | | | | | | | | | | | | | | | | | | | | | | | | | | | |
|---|---------|---------|---------------|-----|--|-----|------|-----|-----|--|--|--|-----|--|-----|-----|--|-----|------|-----|------|--|--|--|-----|--|--|-----|--|-----|-----|--|-----|------|-----|------|
| Goals / Shots | | | Saves / Shots | | | | | | | | | | | | | | | | | | | | | | | | | | | | | | | | | |
| <table border="1"> <tr><td>5/7</td><td>1/2</td><td>1/2</td></tr> <tr><td>5/7</td><td></td><td>2/7</td></tr> <tr><td>7/12</td><td>2/8</td><td>8/8</td></tr> </table> <p>2-Post 9-Blocked</p> | 5/7 | 1/2 | 1/2 | 5/7 | | 2/7 | 7/12 | 2/8 | 8/8 | | | <table border="1"> <tr><td>2/7</td><td></td><td>0/2</td></tr> <tr><td>2/7</td><td></td><td>3/5</td></tr> <tr><td>9/17</td><td>0/2</td><td>5/13</td></tr> </table> <p>12 LEYNAUD A</p> <table border="1"> <tr><td></td><td></td><td></td></tr> <tr><td>0/1</td><td></td><td></td></tr> </table> <p>16 NICOLAS V</p> <table border="1"> <tr><td>2/7</td><td></td><td>0/2</td></tr> <tr><td>2/7</td><td></td><td>3/5</td></tr> <tr><td>9/16</td><td>0/2</td><td>5/13</td></tr> </table> | 2/7 | | 0/2 | 2/7 | | 3/5 | 9/17 | 0/2 | 5/13 | | | | 0/1 | | | 2/7 | | 0/2 | 2/7 | | 3/5 | 9/16 | 0/2 | 5/13 |
| 5/7 | 1/2 | 1/2 | | | | | | | | | | | | | | | | | | | | | | | | | | | | | | | | | | |
| 5/7 | | 2/7 | | | | | | | | | | | | | | | | | | | | | | | | | | | | | | | | | | |
| 7/12 | 2/8 | 8/8 | | | | | | | | | | | | | | | | | | | | | | | | | | | | | | | | | | |
| 2/7 | | 0/2 | | | | | | | | | | | | | | | | | | | | | | | | | | | | | | | | | | |
| 2/7 | | 3/5 | | | | | | | | | | | | | | | | | | | | | | | | | | | | | | | | | | |
| 9/17 | 0/2 | 5/13 | | | | | | | | | | | | | | | | | | | | | | | | | | | | | | | | | | |
| | | | | | | | | | | | | | | | | | | | | | | | | | | | | | | | | | | | | |
| 0/1 | | | | | | | | | | | | | | | | | | | | | | | | | | | | | | | | | | | | |
| 2/7 | | 0/2 | | | | | | | | | | | | | | | | | | | | | | | | | | | | | | | | | | |
| 2/7 | | 3/5 | | | | | | | | | | | | | | | | | | | | | | | | | | | | | | | | | | |
| 9/16 | 0/2 | 5/13 | | | | | | | | | | | | | | | | | | | | | | | | | | | | | | | | | | |

| Legend: | | | | | | | |
|---------|------------------|------|----------------------|------|---------------|-----|---------------|
| % | Efficiency | 2Min | 2 Minute Suspensions | 6m | 6-metre Shots | 7m | 7-metre Shots |
| AS | Assists | BS | Blocked Shots | BT | Breakthroughs | EX | Exclusions |
| G/S | Goals/Shots | n/a | not applicable | RC | Red Cards | S/S | Saves/Shots |
| TF | Technical Faults | TP | Time Played | Wing | Wing Shots | YC | Yellow Cards |
| | | | | | | 9m | 9-metre Shots |
| | | | | | | FB | Fast Breaks |
| | | | | | | ST | Steals |



RESULTS
比赛成绩 / RÉSULTATS
SWE 19 - 20 CHN
(7 - 8) (12 - 12)

Referees: (15) KARBAS-CHI M / (16) KOLAHDOUZAN M (IRI)

RUNNING SCORE
SWE - CHN

SWE - Sweden

| Players | | Shots | | | | | | | | Penalties | | | |
|---------|----------------------|-------|-----|-----|------|------|-----|-----|-----|-----------|------|----|----|
| No. | Name | G/S | % | 6m | Wing | 9m | 7m | FB | BT | YC | 2Min | RC | EX |
| 3 | FLOGNMAN Tina | | | | | | | | | | | | |
| 4 | BOSON Matilda | 0/6 | 0 | | 0/2 | 0/2 | | 0/2 | | | 1 | | |
| 5 | HOLMGREN Sara | 1/1 | 100 | 1/1 | | | | | | 1 | 1 | | |
| 7 | WIEL FREDEN Annika | 0/2 | 0 | | 0/1 | | | 0/1 | | | | | |
| 9 | TOVEBY Frida | 1/1 | 100 | 1/1 | | | | | | | | | |
| 10 | UTKOVIC Teresa | 3/3 | 100 | | 2/2 | | | 1/1 | | | | | |
| 11 | ENSTROM Jessica | 3/5 | 60 | 1/1 | | 0/2 | | 1/1 | 1/1 | | | | |
| 12 | BENGTSSON Therese | | | | | | | | | | | | |
| 14 | ERIKSSON Sara | 1/1 | 100 | | | | | 1/1 | | | | | |
| 15 | AHLM Johanna | 4/7 | 57 | 0/1 | | | 3/3 | 1/1 | 0/2 | 1 | | | |
| 16 | GRUNDSTROM Madeleine | | | | | | | | | | | | |
| 17 | TORSTENSON Linnea | 6/15 | 40 | 1/1 | | 5/14 | | | | | | 1 | |
| 18 | WIBERG Johanna | | | | | | | | | 1 | 1 | | |
| 20 | GULLDEN Isabelle | 0/1 | 0 | | | 0/1 | | | | | 1 | | |
| | Bench/Team | | | | | | | | | 1 | | | |
| | Totals | 19/42 | 45 | 4/5 | 2/5 | 5/19 | 3/3 | 4/7 | 1/3 | 4 | 5 | 0 | 0 |

| Goalkeepers | | Saves | | | | | | | |
|-------------|----------------------|-------|----|-----|------|-----|-----|-----|-----|
| No. | Name | S/S | % | 6m | Wing | 9m | 7m | FB | BT |
| 12 | BENGTSSON Therese | 4/11 | 36 | 0/2 | 1/3 | 1/3 | | 2/2 | 0/1 |
| 16 | GRUNDSTROM Madeleine | 7/20 | 35 | 1/5 | 0/2 | 4/6 | 2/5 | 0/2 | |
| | Totals | 11/31 | 35 | 1/7 | 1/5 | 5/9 | 2/5 | 2/4 | 0/1 |

CHN - China

| Players | | Shots | | | | | | | | Penalties | | | |
|---------|---------------|-------|----|-----|------|------|-----|-----|-----|-----------|------|----|----|
| No. | Name | G/S | % | 6m | Wing | 9m | 7m | FB | BT | YC | 2Min | RC | EX |
| 1 | LIU Guini | | | | | | | | | | | | |
| 2 | WEI Qiuxiang | | | | | | | | | | | | |
| 3 | LIU Yun | 3/5 | 60 | 1/2 | | | 2/3 | | | | | | |
| 7 | ZHANG Geng | | | | | | | | | | | | |
| 9 | WANG Min | 2/3 | 67 | | 2/3 | | | | | 1 | | | |
| 10 | WANG Shasha | 5/8 | 63 | 3/3 | | 1/4 | | | 1/1 | | 1 | | |
| 12 | HUANG Hong | | | | | | | | | | | | |
| 14 | LIU Xiaomei | 2/8 | 25 | | | 2/8 | | | | 1 | | | |
| 15 | SUN Laimiao | | | | | | | | | | | | |
| 18 | WU Wenjuan | 3/7 | 43 | 1/1 | | 1/5 | | 1/1 | | | | | |
| 19 | LI Weiwei | 1/8 | 13 | | | 0/6 | 1/2 | | | | | | |
| 21 | LI Bing | 2/4 | 50 | 1/1 | | | | 1/3 | | | | | |
| 22 | HUANG Dongjie | 2/3 | 67 | | 2/3 | | | | | 1 | 2 | | |
| 23 | YAN Meizhu | | | | | | | | | | | | |
| | Bench/Team | | | | | | | | | | | | |
| | Totals | 20/46 | 43 | 6/7 | 4/6 | 4/23 | 3/5 | 2/4 | 1/1 | 3 | 3 | 0 | 0 |

| Goalkeepers | | Saves | | | | | | | |
|-------------|------------|-------|----|-----|------|------|-----|-----|-----|
| No. | Name | S/S | % | 6m | Wing | 9m | 7m | FB | BT |
| 1 | LIU Guini | | | | | | | | |
| 12 | HUANG Hong | 14/33 | 42 | 1/5 | 3/5 | 7/12 | 0/3 | 1/5 | 2/3 |
| | Totals | 14/33 | 42 | 1/5 | 3/5 | 7/12 | 0/3 | 1/5 | 2/3 |

| 1st Half | |
|--------------|-------------------|
| TORSTENSON L | 1 (5') 0 |
| | 1 (10') 1 WANG S |
| | 1 (12') 2 WANG S |
| | 1 (14') 3 LIU Y |
| ENSTROM J | 2 (15') 3 |
| | 2 (17') 4 WU W |
| AHLM J | 3 (18') 4 |
| | 3 (19') 5 WU W |
| HOLMGREN S | 4 (21') 5 |
| UTKOVIC T | 5 (22') 5 |
| | 5 (24') 6 HUANG D |
| TORSTENSON L | 6 (26') 6 |
| | 6 (27') 7 HUANG D |
| | 6 (29') 8 LIU X |
| UTKOVIC T | 7 (30') 8 |

| 2nd Half | |
|--------------|--------------------|
| AHLM J | 8 (31') 8 |
| TORSTENSON L | 9 (32') 8 |
| | 9 (33') 9 WANG M |
| ERIKSSON S | 10 (34') 9 |
| TORSTENSON L | 11 (36') 9 |
| | 11 (38') 10 LIU Y |
| | 11 (39') 11 WANG S |
| | 11 (40') 12 LI B |
| AHLM J | 12 (41') 12 |
| | 12 (43') 13 LI B |
| ENSTROM J | 13 (43') 13 |
| | 13 (44') 14 LIU X |
| UTKOVIC T | 14 (45') 14 |
| | 14 (45') 15 WANG S |
| | 14 (47') 16 WANG S |
| AHLM J | 15 (50') 16 |
| | 15 (50') 17 LIU Y |
| TORSTENSON L | 16 (51') 17 |
| TORSTENSON L | 17 (52') 17 |
| ENSTROM J | 18 (54') 17 |
| | 18 (55') 18 LI W |
| | 18 (56') 19 WANG M |
| TOVEBY F | 19 (56') 19 |
| | 19 (58') 20 WU W |

| | | | | | |
|-------------------------|------------------------|----------------------------------|-------------------------|-------------------------|-------------------------|
| Legend: | % Efficiency | 2Min 2 Minute Suspensions | 6m 6-metre Shots | 7m 7-metre Shots | 9m 9-metre Shots |
| BT Breakthroughs | EX Exclusions | FB Fast Breaks | G/S Goals/Shots | RC Red Cards | |
| S/S Saves/Shots | Wing Wing Shots | YC Yellow Cards | | | |



MATCH TEAM STATISTICS

参赛队技术统计 / STATISTIQUES DU MATCH PAR ÉQUIPE

SWE 19 - 20 CHN

(7 - 8) (12 - 12)

Referees: (15) KARBAS-CHI M / (16) KOLAHDOUZAN M (IRI)

SWE - Sweden

| No. | Name | Shots | | | | | | | | Offence | | Defence | | Penalties | | | | TP |
|-----|----------------------|-------|-----|-----|------|------|-----|-----|-----|---------|----|---------|----|-----------|------|----|----|-------|
| | | G/S | % | 6m | Wing | 9m | 7m | FB | BT | AS | TF | ST | BS | YC | 2Min | RC | EX | |
| 3 | FLOGNMAN Tina | | | | | | | | | | | | | | | | | |
| 4 | BOSON Matilda | 0/6 | 0 | | 0/2 | 0/2 | | 0/2 | | | | | | | 1 | | | 49:16 |
| 5 | HOLMGREN Sara | 1/1 | 100 | 1/1 | | | | | | | 2 | 1 | 1 | 1 | 1 | | | 45:10 |
| 7 | WIEL FREDEN Annika | 0/2 | 0 | | 0/1 | | | 0/1 | | 1 | 2 | | 1 | | | | | 27:49 |
| 9 | TOVEBY Frida | 1/1 | 100 | 1/1 | | | | | | | | | 1 | | | | | 12:54 |
| 10 | UTKOVIC Teresa | 3/3 | 100 | | 2/2 | | | 1/1 | | | 2 | | | | | | | 28:04 |
| 11 | ENSTROM Jessica | 3/5 | 60 | 1/1 | | 0/2 | | 1/1 | 1/1 | 4 | 3 | | | | | | | 28:12 |
| 12 | BENGTSSON Therese | | | | | | | | | | | | | | | | | 29:25 |
| 14 | ERIKSSON Sara | 1/1 | 100 | | | | | 1/1 | | | 1 | | | | | | | 21:00 |
| 15 | AHLM Johanna | 4/7 | 57 | 0/1 | | | 3/3 | 1/1 | 0/2 | | 2 | | 1 | 1 | | | | 46:18 |
| 16 | GRUNDSTROM Madeleine | | | | | | | | | | | | | | | | | 30:35 |
| 17 | TORSTENSON Linnea | 6/15 | 40 | 1/1 | | 5/14 | | | | 2 | 4 | 2 | 4 | | 1 | | | 50:27 |
| 18 | WIBERG Johanna | | | | | | | | | | 1 | 1 | 1 | 1 | 1 | | | 30:35 |
| 20 | GULLDEN Isabelle | 0/1 | 0 | | | 0/1 | | | | 1 | 2 | | | | 1 | | | 20:15 |
| | Bench/Team | | | | | | | | | | | | | 1 | | | | |
| | Totals | 19/42 | 45 | 4/5 | 2/5 | 5/19 | 3/3 | 4/7 | 1/3 | 8 | 19 | 4 | 9 | 4 | 5 | 0 | 0 | |

| No. | Name | Total Shots | | 6m Shots | | Wing Shots | | 9m Shots | | 7m Shots | | Fast Breaks | | Breakthroughs | |
|-----|----------------------|-------------|----|----------|----|------------|----|----------|----|----------|----|-------------|-----|---------------|---|
| | | S/S | % | S/S | % | S/S | % | S/S | % | S/S | % | S/S | % | S/S | % |
| 12 | BENGTSSON Therese | 4/11 | 36 | 0/2 | 0 | 1/3 | 33 | 1/3 | 33 | | | 2/2 | 100 | 0/1 | 0 |
| 16 | GRUNDSTROM Madeleine | 7/20 | 35 | 1/5 | 20 | 0/2 | 0 | 4/6 | 67 | 2/5 | 40 | 0/2 | 0 | | |
| | Totals | 11/31 | 35 | 1/7 | 14 | 1/5 | 20 | 5/9 | 56 | 2/5 | 40 | 2/4 | 50 | 0/1 | 0 |

| Team Shots | Goals | Saves | Missed | Post | Blocked | Total | % |
|---------------|-------|-------|--------|------|---------|-------|-----|
| 6m Shots | 4 | 1 | 0 | 0 | 0 | 5 | 80 |
| Wing Shots | 2 | 3 | 0 | 0 | 0 | 5 | 40 |
| 9m Shots | 5 | 7 | 4 | 2 | 1 | 19 | 26 |
| 7m Shots | 3 | 0 | 0 | 0 | n/a | 3 | 100 |
| Fast Breaks | 4 | 1 | 1 | 0 | 1 | 7 | 57 |
| Breakthroughs | 1 | 2 | 0 | 0 | 0 | 3 | 33 |
| Totals | 19 | 14 | 5 | 2 | 2 | 42 | 45 |

Number of Attacks: 56, Scoring Efficiency: 34%



MATCH TEAM STATISTICS
 参赛队技术统计 / STATISTIQUES DU MATCH PAR ÉQUIPE

SWE 19 - 20 CHN
 (7 - 8) (12 - 12)

Referees: (15) KARBAS-CHI M / (16) KOLAHDOUZAN M (IRI)

SWE - Sweden

Shots Distribution

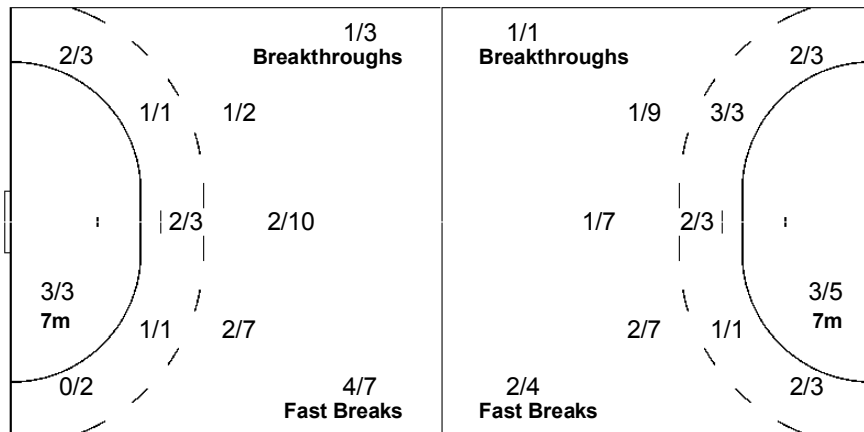
| Players | | | |
|---------------|-----------------|-----------------|-----------------|
| Goals / Shots | | | |
| 3 FLOGNMAN T | 4 BOSON M | 5 HOLMGREN S | 7 WIEL FREDEN A |
| 0/0 | 0/2 | 1/1 | 0/2 |
| | 2-Missed | 1-Blocked | |
| 9 TOVEBY F | 10 UTKOVIC T | 11 ENSTROM J | |
| 1/1 | 1/1 2/2 | 2/2 1/1 | 1-Blocked |
| 14 ERIKSSON S | 15 AHL M J | 17 TORSTENSON L | 18 WIBERG J |
| 1/1 | 0/1 1/2 0/1 3/3 | 0/2 1/2 1/2 3/3 | |
| | | 2-Missed 2-Post | 1-Missed |
| 20 GULLDEN I | | | |
| | | | |

Team

Goals / Shots

| | | |
|----------|--------|-----------|
| 0/3 | | 3/4 |
| 1/5 | | 1/1 |
| 7/9 | 4/7 | 3/4 |
| 5-Missed | 2-Post | 2-Blocked |

Offence



Defence

Goalkeepers

Saves / Shots

| | | |
|-----|-----|-----|
| 2/2 | 0/3 | 1/4 |
| | 2/2 | 0/1 |
| 1/6 | 1/4 | 4/9 |

12 BENG TSSON T

| | | |
|-----|-----|-----|
| | 0/1 | 0/1 |
| | 1/1 | |
| 1/2 | 0/3 | 2/3 |

16 GRUNDSTROM M

| | | |
|-----|-----|-----|
| 2/2 | 0/2 | 1/3 |
| | 1/1 | 0/1 |
| 0/4 | 1/1 | 2/6 |



MATCH TEAM STATISTICS

参赛队技术统计 / STATISTIQUES DU MATCH PAR ÉQUIPE

SWE 19 - 20 CHN

(7 - 8) (12 - 12)

Referees: (15) KARBAS-CHI M / (16) KOLAHDOUZAN M (IRI)

CHN - China

| Players | | Shots | | | | | | | | Offence | | Defence | | Penalties | | | | TP |
|---------------|---------------|-------|----|-----|------|------|-----|-----|-----|---------|----|---------|----|-----------|------|----|----|-------|
| No. | Name | G/S | % | 6m | Wing | 9m | 7m | FB | BT | AS | TF | ST | BS | YC | 2Min | RC | EX | |
| 1 | LIU Guini | | | | | | | | | | | | | | | | | 0:16 |
| 2 | WEI Qiuxiang | | | | | | | | | | | | | | | | | |
| 3 | LIU Yun | 3/5 | 60 | 1/2 | | | 2/3 | | | | 2 | | | | | | | 32:23 |
| 7 | ZHANG Geng | | | | | | | | | | | | | | | | | 1:16 |
| 9 | WANG Min | 2/3 | 67 | | 2/3 | | | | | 2 | 2 | 2 | | 1 | | | | 60:00 |
| 10 | WANG Shasha | 5/8 | 63 | 3/3 | | 1/4 | | | 1/1 | 1 | 6 | 1 | | | 1 | | | 60:00 |
| 12 | HUANG Hong | | | | | | | | | | | | | | | | | 59:44 |
| 14 | LIU Xiaomei | 2/8 | 25 | | | 2/8 | | | | 3 | 1 | | | 1 | | | | 60:00 |
| 15 | SUN Laimiao | | | | | | | | | | | | | | | | | |
| 18 | WU Wenjuan | 3/7 | 43 | 1/1 | | 1/5 | | 1/1 | | 2 | 4 | | | | | | | 46:55 |
| 19 | LI Weiwei | 1/8 | 13 | | | 0/6 | 1/2 | | | 1 | | | | | | | | 12:03 |
| 21 | LI Bing | 2/4 | 50 | 1/1 | | | | 1/3 | | 1 | | 1 | 2 | | | | | 27:31 |
| 22 | HUANG Dongjie | 2/3 | 67 | | 2/3 | | | | | 2 | 1 | | | 1 | 2 | | | 59:52 |
| 23 | YAN Meizhu | | | | | | | | | | | | | | | | | |
| | Bench/Team | | | | | | | | | | | | | | | | | |
| Totals | | 20/46 | 43 | 6/7 | 4/6 | 4/23 | 3/5 | 2/4 | 1/1 | 12 | 16 | 4 | 2 | 3 | 3 | 0 | 0 | |

| Goalkeepers | | Total Shots | | 6m Shots | | Wing Shots | | 9m Shots | | 7m Shots | | Fast Breaks | | Breakthroughs | |
|---------------|------------|-------------|----|----------|----|------------|----|----------|----|----------|---|-------------|----|---------------|----|
| No. | Name | S/S | % | S/S | % | S/S | % | S/S | % | S/S | % | S/S | % | S/S | % |
| 1 | LIU Guini | | | | | | | | | | | | | | |
| 12 | HUANG Hong | 14/33 | 42 | 1/5 | 20 | 3/5 | 60 | 7/12 | 58 | 0/3 | 0 | 1/5 | 20 | 2/3 | 67 |
| Totals | | 14/33 | 42 | 1/5 | 20 | 3/5 | 60 | 7/12 | 58 | 0/3 | 0 | 1/5 | 20 | 2/3 | 67 |

| Team Shots | Goals | Saves | Missed | Post | Blocked | Total | % |
|---------------|-------|-------|--------|------|---------|-------|-----|
| 6m Shots | 6 | 1 | 0 | 0 | 0 | 7 | 86 |
| Wing Shots | 4 | 1 | 0 | 1 | 0 | 6 | 67 |
| 9m Shots | 4 | 5 | 2 | 3 | 9 | 23 | 17 |
| 7m Shots | 3 | 2 | 0 | 0 | n/a | 5 | 60 |
| Fast Breaks | 2 | 2 | 0 | 0 | 0 | 4 | 50 |
| Breakthroughs | 1 | 0 | 0 | 0 | 0 | 1 | 100 |
| Totals | 20 | 11 | 2 | 4 | 9 | 46 | 43 |

Number of Attacks: 56, Scoring Efficiency: 36%



MATCH TEAM STATISTICS

参赛队技术统计 / STATISTIQUES DU MATCH PAR ÉQUIPE

SWE 19 - 20 CHN (7 - 8) (12 - 12)

Referees: (15) KARBAS-CHI M / (16) KOLAHDOUZAN M (IRI)

CHN - China

Shots Distribution

| Players | | | | | | |
|---------------------------|-------------|-----------|------------|---------------------------|-----------|----------|
| Goals / Shots | | | | | | |
| 2 WEI Q | 3 LIU Y | 7 ZHANG G | 9 WANG M | 10 WANG S | 14 LIU X | 15 SUN L |
| | 0/1 1/1 2/2 | | 1/1 0/1 | | | |
| | 0/1 | | 1/1 | 2/2 3/3 | 1/1 1/2 | |
| | | | | 1-Missed 1-Post 1-Blocked | 5-Blocked | |
| 18 WU W | 19 LI W | 21 LI B | 22 HUANG D | 23 YAN M | | |
| 1/1 | 0/1 0/1 | | 1/1 | | | |
| 1/1 1/1 0/1 | 0/1 1/2 | 1/1 | 1/1 | | | |
| 2-Post 1-Blocked 1-Missed | 2-Blocked | | 1-Post | | | |

| Team | Offence | Defence | Goalkeepers |
|---------------------------|---------------------|--------------------|---------------|
| Goals / Shots | | | Saves / Shots |
| 0/2 3/3 3/4 | 1/1 Breakthroughs | 1/3 Breakthroughs | 3/3 1/4 |
| 5/6 3/4 5/9 | 2/7 1/1 2/7 | 2/7 1/1 0/2 | 4/5 0/1 |
| 2-Missed 4-Post 9-Blocked | 2/3 1/7 | 2/10 2/3 | 2/9 3/7 1/4 |
| | 3/5 7m 3/3 1/9 | 1/2 1/1 3/3 7m 2/3 | 1 LIU G |
| | 2/3 2/4 Fast Breaks | 4/7 Fast Breaks | |
| | | | 12 HUANG H |
| | | | 3/3 1/4 |
| | | | 4/5 0/1 |
| | | | 2/9 3/7 1/4 |

| Legend: | | | | | | | |
|---------|------------------|------|----------------------|------|---------------|-----|---------------|
| % | Efficiency | 2Min | 2 Minute Suspensions | 6m | 6-metre Shots | 7m | 7-metre Shots |
| AS | Assists | BS | Blocked Shots | BT | Breakthroughs | EX | Exclusions |
| G/S | Goals/Shots | n/a | not applicable | RC | Red Cards | S/S | Saves/Shots |
| TF | Technical Faults | TP | Time Played | Wing | Wing Shots | YC | Yellow Cards |
| | | | | | | 9m | 9-metre Shots |
| | | | | | | FB | Fast Breaks |
| | | | | | | ST | Steals |





RESULTS

比赛成绩 / RÉSULTATS

ROU 34 - 36 FRA (13 - 12) (14 - 15) (4 - 4) (3 - 5)

Referees: (17) LICIS R / (18) STOLAROVZ Z (LAT)

RUNNING SCORE

ROU - FRA

ROU - Romania

| Players | | Shots | | | | | | | | Penalties | | | |
|---------|--------------------------|-------|----|-----|------|------|------|-----|-----|-----------|------|----|----|
| No. | Name | G/S | % | 6m | Wing | 9m | 7m | FB | BT | YC | 2Min | RC | EX |
| 1 | PISLARU Tereza | | | | | | | | | | | | |
| 2 | MAIER Ramona | 9/16 | 56 | | 3/5 | 0/1 | 4/6 | 2/3 | 0/1 | | | | |
| 4 | BIRSAN Florina | | | | | | | | | | | | |
| 5 | AMARIEI Carmen | 2/7 | 29 | 0/1 | | 0/4 | | | 2/2 | 1 | 2 | | |
| 7 | OLTEANU Adriana | | | | | | | | | | | | |
| 8 | NEAGU Cristina Georgiana | 6/14 | 43 | | | 4/11 | | 1/2 | 1/1 | | 2 | | |
| 9 | BRADEANU Aurelia | 1/4 | 25 | | | 1/2 | | 0/1 | 0/1 | 1 | | | |
| 10 | STANCA Ionela | 5/6 | 83 | 4/5 | | | | 1/1 | | | | | |
| 15 | ELISEI Neli | 7/10 | 70 | | 1/3 | 1/1 | 4/5 | | 1/1 | | | | |
| 16 | DINU Luminita | | | | | | | | | | 1 | | |
| 18 | MEIROSU Laura | 2/4 | 50 | 0/1 | | 0/1 | | 1/1 | 1/1 | | | | |
| 19 | BESE Valeria | 2/4 | 50 | | | 0/2 | | 1/1 | 1/1 | 1 | 2 | | |
| 25 | ANI SENOCICO Mihaela | | | | | | | | | | | | |
| 99 | LECUSANU Narcisa | | | | | | | | | | | | |
| | Bench/Team | | | | | | | | | 1 | 1 | | |
| | Totals | 34/65 | 52 | 4/7 | 4/8 | 6/22 | 8/11 | 6/9 | 6/8 | 4 | 8 | 0 | 0 |

| Goalkeepers | | Saves | | | | | | | |
|-------------|----------------|-------|----|-----|------|-------|-----|------|-----|
| No. | Name | S/S | % | 6m | Wing | 9m | 7m | FB | BT |
| 1 | PISLARU Tereza | 0/2 | 0 | | | | | 0/2 | |
| 16 | DINU Luminita | 25/59 | 42 | 2/9 | 4/10 | 12/19 | 2/5 | 4/11 | 1/5 |
| | Totals | 25/61 | 41 | 2/9 | 4/10 | 12/19 | 2/5 | 4/13 | 1/5 |

FRA - France

| Players | | Shots | | | | | | | | Penalties | | | |
|---------|----------------------------|-------|-----|-----|------|------|-----|------|-----|-----------|------|----|----|
| No. | Name | G/S | % | 6m | Wing | 9m | 7m | FB | BT | YC | 2Min | RC | EX |
| 4 | KAMTO NJITAM Nina | 3/6 | 50 | 2/4 | | 0/1 | | 1/1 | | | 1 | | |
| 5 | AYGLON Camille | 1/4 | 25 | | | 0/1 | | 0/2 | 1/1 | | 2 | | |
| 8 | PECQUEUX-ROLLAND Veronique | 6/6 | 100 | 5/5 | | | | 1/1 | | 1 | 1 | | |
| 9 | BAUDOUIN Paule | 7/10 | 70 | | 2/3 | 1/2 | 2/3 | 2/2 | | 1 | | | |
| 10 | HERBRECHT Sophie | 2/8 | 25 | | | 1/6 | 0/1 | | 1/1 | | | | |
| 11 | CANO Stephanie | 2/5 | 40 | | 1/3 | 0/1 | | 1/1 | | | | | |
| 12 | LEYNAUD Amandine | | | | | | | | | | | | |
| 13 | WENDLING Isabelle | | | | | | | | | | | | |
| 16 | NICOLAS Valerie | | | | | | | | | | | | |
| 19 | VANPARYS-TORRES Christine | 1/5 | 20 | | | 0/1 | 1/2 | 0/1 | 0/1 | | | | |
| 20 | TERVEL Raphaelle | 4/6 | 67 | | 1/2 | | | 2/3 | 1/1 | | 1 | | |
| 21 | TOUNKARA Maakan | 2/3 | 67 | | 1/2 | | | 1/1 | | | 1 | | |
| 23 | LACRABERE Alexandra | 2/3 | 67 | | 1/1 | 0/1 | | | 1/1 | | | | |
| 24 | SIGNATE Mariama | 6/13 | 46 | | | 5/11 | | 1/1 | 0/1 | 1 | 2 | | |
| | Bench/Team | | | | | | | | | 1 | | | |
| | Totals | 36/69 | 52 | 7/9 | 6/11 | 7/24 | 3/6 | 9/13 | 4/6 | 4 | 8 | 0 | 0 |

| Goalkeepers | | Saves | | | | | | | |
|-------------|------------------|-------|----|-----|------|------|-----|-----|-----|
| No. | Name | S/S | % | 6m | Wing | 9m | 7m | FB | BT |
| 12 | LEYNAUD Amandine | 6/21 | 29 | 1/3 | 0/1 | 3/6 | 0/3 | 1/4 | 1/4 |
| 16 | NICOLAS Valerie | 8/27 | 30 | 2/4 | 3/6 | 2/5 | 1/6 | 0/3 | 0/3 |
| | Totals | 14/48 | 29 | 3/7 | 3/7 | 5/11 | 1/9 | 1/7 | 1/7 |

| 1st Half | |
|-------------|--------------------|
| 0 (1') 1 | AYGLON C |
| 1 (2') 1 | |
| 1 (4') 2 | CANO S |
| 1 (5') 3 | HERBRECHT S |
| 1 (6') 4 | BAUDOUIN P |
| 1 (7') 5 | TERVEL R |
| 2 (8') 5 | |
| 3 (11') 5 | |
| 4 (13') 5 | |
| 4 (13') 6 | PECQUEUX-ROLLAND V |
| 4 (15') 7 | LACRABERE A |
| 5 (16') 7 | |
| 5 (17') 8 | KAMTO NJITAM N |
| 5 (18') 9 | SIGNATE M |
| 6 (19') 9 | |
| 6 (20') 10 | LACRABERE A |
| 7 (20') 10 | |
| 8 (21') 10 | |
| 9 (22') 10 | |
| 9 (23') 11 | BAUDOUIN P |
| 10 (24') 11 | |
| 11 (24') 11 | |
| 11 (27') 12 | CANO S |
| 12 (28') 12 | |
| 13 (29') 12 | |

| 2nd Half | |
|-------------|--------------------|
| 14 (33') 12 | |
| 14 (36') 13 | SIGNATE M |
| 15 (37') 13 | |
| 16 (38') 13 | |
| 17 (38') 13 | |
| 17 (39') 14 | PECQUEUX-ROLLAND V |
| 18 (39') 14 | |
| 19 (41') 14 | |
| 19 (41') 15 | HERBRECHT S |
| 19 (42') 16 | KAMTO NJITAM N |
| 20 (43') 16 | |
| 20 (44') 17 | PECQUEUX-ROLLAND V |
| 21 (46') 17 | |
| 22 (46') 17 | |
| 22 (47') 18 | SIGNATE M |
| 23 (48') 18 | |
| 23 (49') 19 | BAUDOUIN P |
| 24 (49') 19 | |
| 24 (50') 20 | TOUNKARA M |
| 24 (51') 21 | VANPARYS-TORRES C |
| 25 (52') 21 | |
| 25 (52') 22 | SIGNATE M |
| 25 (53') 23 | SIGNATE M |
| 25 (55') 24 | PECQUEUX-ROLLAND V |
| 26 (56') 24 | |
| 26 (57') 25 | PECQUEUX-ROLLAND V |
| 26 (59') 26 | TOUNKARA M |
| 26 (60') 27 | TERVEL R |
| 27 (60') 27 | |

1st Extra Time

| | |
|-------------|--------------------|
| 27 (61') 28 | BAUDOUIN P |
| 28 (62') 28 | |
| 29 (63') 28 | |
| 30 (65') 28 | |
| 31 (66') 28 | |
| 31 (67') 29 | KAMTO NJITAM N |
| 31 (68') 30 | TERVEL R |
| 31 (70') 31 | PECQUEUX-ROLLAND V |

2nd Extra Time

| | |
|-------------|------------|
| 32 (71') 31 | |
| 32 (72') 32 | SIGNATE M |
| 32 (75') 33 | TERVEL R |
| 32 (76') 34 | BAUDOUIN P |
| 33 (78') 34 | |



NATIONAL INDOOR STADIUM HANDBALL
 国家体育馆 手球 / HANDBALL
 PALAIS NATIONAL OMNISPORTS

THU 星期四 JEU
 21 AUG 2008
 14:15

WOMEN
 女子项目 / FEMMES

PLACEMENT 5-8 - MATCH 36
 5-8名排名赛 - 第36场 / PLACEMENT 5-8 - MATCH 36



RESULTS
 比赛成绩 / RÉSULTATS

33 (79) 35 BAUDOUIN P
 ELISEI N 34 (80) 35
 34 (80) 36 BAUDOUIN P

| | | | | | | | | | |
|----------------|---------------|-------------|----------------------|-----------|---------------|------------|---------------|-----------|---------------|
| Legend: | | | | | | | | | |
| % | Efficiency | 2Min | 2 Minute Suspensions | 6m | 6-metre Shots | 7m | 7-metre Shots | 9m | 9-metre Shots |
| BT | Breakthroughs | EX | Exclusions | FB | Fast Breaks | G/S | Goals/Shots | RC | Red Cards |
| S/S | Saves/Shots | Wing | Wing Shots | YC | Yellow Cards | | | | |



MATCH TEAM STATISTICS

参赛队技术统计 / STATISTIQUES DU MATCH PAR ÉQUIPE

ROU 34 - 36 FRA
 (13 - 12) (14 - 15) (4 - 4) (3 - 5)

Referees: (17) LICIS R / (18) STOLAROVZ Z (LAT)

ROU - Romania

| No. | Name | Shots | | | | | | | | Offence | | Defence | | Penalties | | | TP | |
|---------------|--------------------------|-------|----|-----|------|------|------|-----|-----|---------|----|---------|----|-----------|------|----|----|-------|
| | | G/S | % | 6m | Wing | 9m | 7m | FB | BT | AS | TF | ST | BS | YC | 2Min | RC | | EX |
| 1 | PISLARU Tereza | | | | | | | | | | | | | | | | | 2:14 |
| 2 | MAIER Ramona | 9/16 | 56 | | 3/5 | 0/1 | 4/6 | 2/3 | 0/1 | 1 | 1 | | | | | | | 80:00 |
| 4 | BIRSAN Florina | | | | | | | | | | | | | | | | | |
| 5 | AMARIEI Carmen | 2/7 | 29 | 0/1 | | 0/4 | | | 2/2 | 2 | 2 | 1 | | 1 | 2 | | | 56:40 |
| 7 | OLTEANU Adriana | | | | | | | | | | | | | | | | | |
| 8 | NEAGU Cristina Georgiana | 6/14 | 43 | | | 4/11 | | 1/2 | 1/1 | 3 | 5 | | | | 2 | | | 71:30 |
| 9 | BRADEANU Aurelia | 1/4 | 25 | | | 1/2 | | 0/1 | 0/1 | 1 | 2 | 2 | | 1 | | | | 54:27 |
| 10 | STANCA Ionela | 5/6 | 83 | 4/5 | | | | 1/1 | | 5 | 3 | 1 | | | | | | 54:37 |
| 15 | ELISEI Neli | 7/10 | 70 | | 1/3 | 1/1 | 4/5 | | 1/1 | 2 | 2 | | | | | | | 80:00 |
| 16 | DINU Luminita | | | | | | | | | 1 | 1 | | | | 1 | | | 79:17 |
| 18 | MEIROSU Laura | 2/4 | 50 | 0/1 | | 0/1 | | 1/1 | 1/1 | 3 | 3 | 2 | | | | | | 24:09 |
| 19 | BESE Valeria | 2/4 | 50 | | | 0/2 | | 1/1 | 1/1 | 1 | 4 | 1 | 1 | 1 | 2 | | | 53:31 |
| 25 | ANI SENOCICO Mihaela | | | | | | | | | | 1 | | | | | | | 3:35 |
| 99 | LECUSANU Narcisa | | | | | | | | | | | | | | | | | |
| | Bench/Team | | | | | | | | | | | | | 1 | 1 | | | |
| Totals | | 34/65 | 52 | 4/7 | 4/8 | 6/22 | 8/11 | 6/9 | 6/8 | 20 | 24 | 7 | 1 | 4 | 8 | 0 | 0 | |

| No. | Name | Total Shots | | 6m Shots | | Wing Shots | | 9m Shots | | 7m Shots | | Fast Breaks | | Breakthroughs | |
|---------------|----------------|-------------|----|----------|----|------------|----|----------|----|----------|----|-------------|----|---------------|----|
| | | S/S | % | S/S | % | S/S | % | S/S | % | S/S | % | S/S | % | S/S | % |
| 1 | PISLARU Tereza | 0/2 | 0 | | | | | | | | | 0/2 | 0 | | |
| 16 | DINU Luminita | 25/59 | 42 | 2/9 | 22 | 4/10 | 40 | 12/19 | 63 | 2/5 | 40 | 4/11 | 36 | 1/5 | 20 |
| Totals | | 25/61 | 41 | 2/9 | 22 | 4/10 | 40 | 12/19 | 63 | 2/5 | 40 | 4/13 | 31 | 1/5 | 20 |

| Team Shots | Goals | Saves | Missed | Post | Blocked | Total | % |
|---------------|-------|-------|--------|------|---------|-------|----|
| 6m Shots | 4 | 3 | 0 | 0 | 0 | 7 | 57 |
| Wing Shots | 4 | 3 | 0 | 1 | 0 | 8 | 50 |
| 9m Shots | 6 | 5 | 1 | 2 | 8 | 22 | 27 |
| 7m Shots | 8 | 1 | 1 | 1 | n/a | 11 | 73 |
| Fast Breaks | 6 | 1 | 1 | 0 | 1 | 9 | 67 |
| Breakthroughs | 6 | 1 | 1 | 0 | 0 | 8 | 75 |
| Totals | 34 | 14 | 4 | 4 | 9 | 65 | 52 |

Number of Attacks: 82, Scoring Efficiency: 41%



MATCH TEAM STATISTICS

参赛队技术统计 / STATISTIQUES DU MATCH PAR ÉQUIPE

ROU 34 - 36 FRA
 (13 - 12) (14 - 15) (4 - 4) (3 - 5)

Referees: (17) LICIS R / (18) STOLAROV S (LAT)

ROU - Romania

Shots Distribution

| Players | | | Goals / Shots | | | |
|--------------------|---------------------|--------------------|--------------------------|----------------------|---------------------|--------------------|
| 2 MAIER R | 4 BIRSAN F | 5 AMARIEI C | 7 OLTEANU A | 8 NEAGU CG | 9 BRADEANU A | 10 STANCA I |
| 1/1 | | 1/2 | | 1/1 | 1/1 | |
| 3/4 | | 1/1 | | 1/2 | 0/1 | 0/1 |
| 3/4 | 1/3 | 1/1 | | 1/2 | | 1/1 |
| 2-Missed 1-Post | | 1-Post 3-Blocked | | 1-Missed 5-Blocked | 1-Missed 1-Blocked | |
| 15 ELISEI N | 18 MEIROSU L | 19 BESE V | 25 ANI SENOCICO M | 99 LECUSANU N | | |
| 2/2 | | | | | | |
| 2/2 | | 1/2 | | | | |
| | | 1/1 | | | | |
| | 1/1 | 1/3 | | | | |
| 1-Post | | 1-Post | | | | |

Team

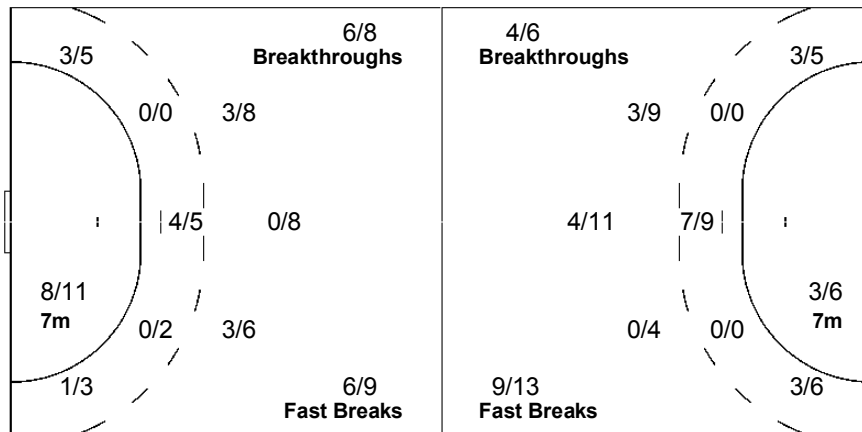
Offence

Defence

Goalkeepers

Goals / Shots

| | | |
|----------|--------|-----------|
| 3/3 | | 4/7 |
| 5/6 | 0/1 | 5/7 |
| 7/9 | 5/7 | 5/8 |
| 4-Missed | 4-Post | 9-Blocked |



Saves / Shots

| | | |
|------|-----|-------|
| 2/4 | 1/2 | 3/8 |
| 3/3 | | 2/5 |
| 2/13 | 1/1 | 11/25 |

1 PISLARU T

| | | |
|-----|--|-----|
| | | |
| 0/1 | | 0/1 |

16 DINU L

| | | |
|------|-----|-------|
| 2/4 | 1/2 | 3/8 |
| 3/3 | | 2/5 |
| 2/12 | 1/1 | 11/24 |



MATCH TEAM STATISTICS

参赛队技术统计 / STATISTIQUES DU MATCH PAR ÉQUIPE

ROU 34 - 36 FRA

(13 - 12) (14 - 15) (4 - 4) (3 - 5)

Referees: (17) LICIS R / (18) STOLAROVZ Z (LAT)

FRA - France

| No. | Name | Shots | | | | | | | | Offence | | Defence | | Penalties | | | TP | |
|---------------|----------------------------|-------|-----|-----|------|------|-----|------|-----|---------|----|---------|----|-----------|------|----|----|-------|
| | | G/S | % | 6m | Wing | 9m | 7m | FB | BT | AS | TF | ST | BS | YC | 2Min | RC | | EX |
| 4 | KAMTO NJITAM Nina | 3/6 | 50 | 2/4 | | 0/1 | | 1/1 | | 1 | 2 | | | | | | | 43:06 |
| 5 | AYGLON Camille | 1/4 | 25 | | | 0/1 | | 0/2 | 1/1 | 6 | 1 | 1 | 1 | | | 2 | | 54:24 |
| 8 | PECQUEUX-ROLLAND Veronique | 6/6 | 100 | 5/5 | | | | 1/1 | | | | 1 | | 1 | 1 | | | 46:39 |
| 9 | BAUDOUIN Paule | 7/10 | 70 | | 2/3 | 1/2 | 2/3 | 2/2 | | | 1 | | | 1 | | | | 50:47 |
| 10 | HERBRECHT Sophie | 2/8 | 25 | | | 1/6 | 0/1 | | 1/1 | 1 | 3 | | | | | | | 35:21 |
| 11 | CANO Stephanie | 2/5 | 40 | | 1/3 | 0/1 | | 1/1 | | | 3 | | | | | | | 40:15 |
| 12 | LEYNAUD Amandine | | | | | | | | | | 1 | | | | | | | 38:47 |
| 13 | WENDLING Isabelle | | | | | | | | | | 1 | | 1 | | | | | 21:22 |
| 16 | NICOLAS Valerie | | | | | | | | | | | | | | | | | 41:13 |
| 19 | VANPARYS-TORRES Christine | 1/5 | 20 | | | 0/1 | 1/2 | 0/1 | 0/1 | | | | | | | | | 10:34 |
| 20 | TERVEL Raphaelle | 4/6 | 67 | | 1/2 | | | 2/3 | 1/1 | 1 | 2 | 4 | 3 | | | 1 | | 60:53 |
| 21 | TOUNKARA Maakan | 2/3 | 67 | | 1/2 | | | 1/1 | | 2 | | | | | | 1 | | 38:07 |
| 23 | LACRABERE Alexandra | 2/3 | 67 | | 1/1 | 0/1 | | | 1/1 | 2 | 1 | | | | | | | 12:25 |
| 24 | SIGNATE Mariama | 6/13 | 46 | | | 5/11 | | 1/1 | 0/1 | 5 | 4 | | 4 | 1 | 2 | | | 66:07 |
| | Bench/Team | | | | | | | | | | | | | 1 | | | | |
| Totals | | 36/69 | 52 | 7/9 | 6/11 | 7/24 | 3/6 | 9/13 | 4/6 | 18 | 19 | 6 | 9 | 4 | 8 | 0 | 0 | |

| No. | Name | Total Shots | | 6m Shots | | Wing Shots | | 9m Shots | | 7m Shots | | Fast Breaks | | Breakthroughs | |
|---------------|------------------|-------------|----|----------|----|------------|----|----------|----|----------|----|-------------|----|---------------|----|
| | | S/S | % | S/S | % | S/S | % | S/S | % | S/S | % | S/S | % | S/S | % |
| 12 | LEYNAUD Amandine | 6/21 | 29 | 1/3 | 33 | 0/1 | 0 | 3/6 | 50 | 0/3 | 0 | 1/4 | 25 | 1/4 | 25 |
| 16 | NICOLAS Valerie | 8/27 | 30 | 2/4 | 50 | 3/6 | 50 | 2/5 | 40 | 1/6 | 17 | 0/3 | 0 | 0/3 | 0 |
| Totals | | 14/48 | 29 | 3/7 | 43 | 3/7 | 43 | 5/11 | 45 | 1/9 | 11 | 1/7 | 14 | 1/7 | 14 |

| Team Shots | Goals | Saves | Missed | Post | Blocked | Total | % |
|---------------|-------|-------|--------|------|---------|-------|----|
| 6m Shots | 7 | 2 | 0 | 0 | 0 | 9 | 78 |
| Wing Shots | 6 | 4 | 0 | 1 | 0 | 11 | 55 |
| 9m Shots | 7 | 12 | 0 | 3 | 2 | 24 | 29 |
| 7m Shots | 3 | 2 | 1 | 0 | n/a | 6 | 50 |
| Fast Breaks | 9 | 4 | 0 | 0 | 0 | 13 | 69 |
| Breakthroughs | 4 | 1 | 0 | 1 | 0 | 6 | 67 |
| Totals | 36 | 25 | 1 | 5 | 2 | 69 | 52 |

Number of Attacks: 82, Scoring Efficiency: 44%



MATCH TEAM STATISTICS
 参赛队技术统计 / STATISTIQUES DU MATCH PAR ÉQUIPE

ROU 34 - 36 FRA
 (13 - 12) (14 - 15) (4 - 4) (3 - 5)

Referees: (17) LICIS R / (18) STOLAROV S (LAT)

FRA - France

Shots Distribution

| Players | | | Goals / Shots | | | | | |
|----------------------|-------------|----------------------|----------------|----------------|-----------|---------------|--|-----|
| 4 KAMTO NJITAM N | 5 AYGLON C | 8 PECQUEUX-ROLLAND V | 9 BAUDOIN P | 10 HERBRECHT S | 11 CANO S | 13 WENDLING I | | |
| 1/1 | 0/1 | 1/1 | 0/1 | 0/1 | 0/1 | | | |
| | 0/1 | | 0/1 | 1/1 | | | | 1/1 |
| 1/1 | | 4/4 | 2/2 | 3/5 | 2/4 | 0/1 | | 1/4 |
| 1-Blocked | | | 1-Post | | | | | |
| 19 VANPARYS-TORRES C | 20 TERVEL R | 21 TOUNKARA M | 23 LACRABERE A | 24 SIGNATE M | | | | |
| | | 1/1 | | | 1/1 | | | |
| | | 0/1 | | | 0/1 | | | |
| 1/1 | 0/1 | | 1/1 | 2/3 | 1/1 | | | |
| 1-Missed 1-Post | | 1-Post | | 1-Blocked | | 2-Post | | |

Team

Offence

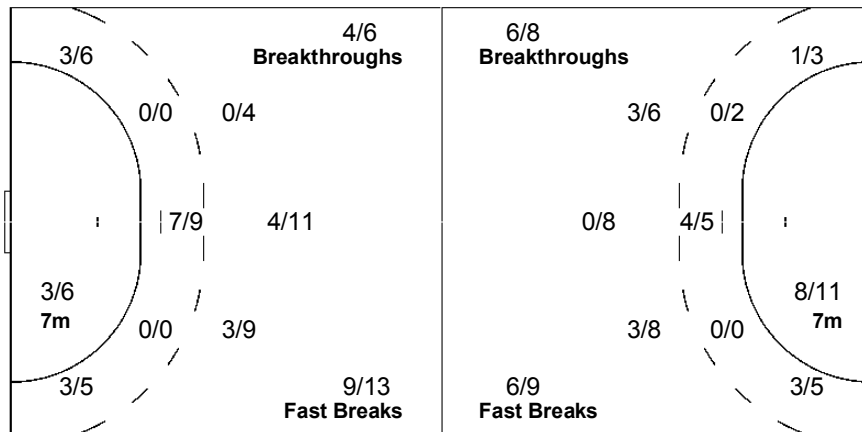
Defence

Goalkeepers

Goals / Shots

| | | |
|-------|-----|-------|
| 2/4 | 1/2 | 5/8 |
| 0/3 | | 3/5 |
| 11/13 | 0/1 | 14/25 |

1-Missed 5-Post 2-Blocked



Saves / Shots

| | | |
|-----|-----|-----|
| 0/3 | | 3/7 |
| 1/6 | 1/1 | 2/7 |
| 2/9 | 2/7 | 3/8 |

12 LEYNAUD A

| | | |
|-----|-----|-----|
| 0/1 | | 1/3 |
| 0/2 | 1/1 | 0/4 |
| 2/4 | 0/2 | 2/4 |

16 NICOLAS V

| | | |
|-----|-----|-----|
| 0/2 | | 2/4 |
| 1/4 | | 2/3 |
| 0/5 | 2/5 | 1/4 |

| Legend: | | 2Min | | 6m | | 7m | | 9m | |
|---------|------------------|------|--------------------|------|---------------|-----|---------------|----|---------------|
| % | Efficiency | 2 | Minute Suspensions | 6 | 6-metre Shots | 7 | 7-metre Shots | 9 | 9-metre Shots |
| AS | Assists | BS | Blocked Shots | BT | Breakthroughs | EX | Exclusions | FB | Fast Breaks |
| G/S | Goals/Shots | n/a | not applicable | RC | Red Cards | S/S | Saves/Shots | ST | Steals |
| TF | Technical Faults | TP | Time Played | Wing | Wing Shots | YC | Yellow Cards | | |



RESULTS
 比赛成绩 / RÉSULTATS
NOR 29 - 28 KOR
 (14 - 15) (15 - 13)

Referees: (9) BRETO V / (10) HUELIN J (ESP)

NOR - Norway

| Players | | Shots | | | | | | | | Penalties | | | |
|---------|----------------------------|-------|-----|------|------|-----|-----|------|-----|-----------|------|----|----|
| No. | Name | G/S | % | 6m | Wing | 9m | 7m | FB | BT | YC | 2Min | RC | EX |
| 1 | GRIMSBOE Kari Aalvik | | | | | | | | | | | | |
| 3 | NYBERG Katja | 0/1 | 0 | | | | | 0/1 | | | | | |
| 4 | AAMODT Ragnhild | 4/6 | 67 | | 2/3 | | | 2/3 | | | | | |
| 5 | SNORROEGGEN Goeril | 0/1 | 0 | | | | | 0/1 | | | 1 | | |
| 6 | LYBEKK Else Marthe Soerlie | 4/7 | 57 | 4/5 | | | | 0/2 | | | | | |
| 7 | NOESTVOLD Tonje | 2/4 | 50 | | | 0/1 | 2/3 | | | | | | |
| 8 | BREIVANG Karoline Dyhre | 1/3 | 33 | 1/2 | | 0/1 | | | | | | | |
| 9 | LUNDE Kristine | 0/2 | 0 | 0/1 | | 0/1 | | | | | | | |
| 10 | HAMMERSENG Gro | 6/8 | 75 | | | 0/1 | 0/1 | 3/3 | 3/3 | 1 | 1 | | |
| 11 | JOHANSEN Kari Mette | 6/7 | 86 | 1/1 | 2/3 | 1/1 | | 2/2 | | | | | |
| 13 | FRAFJORD Marit Malm | 1/1 | 100 | 1/1 | | | | | | | | | |
| 14 | LARSEN Tonje | 2/5 | 40 | 1/1 | | 0/3 | | 1/1 | | 1 | 1 | | |
| 16 | HARALDSEN Katrine Lunde | | | | | | | | | | | | |
| 18 | RIEGELHUTH Linn-Kristin | 3/4 | 75 | 1/1 | 0/1 | | 1/1 | 1/1 | | | | | |
| | Bench/Team | | | | | | | | | | | | |
| | Totals | 29/49 | 59 | 9/12 | 4/7 | 1/8 | 3/5 | 9/14 | 3/3 | 2 | 3 | 0 | 0 |

| Goalkeepers | | Saves | | | | | | | |
|-------------|-------------------------|-------|----|-----|------|-------|-----|-----|-----|
| No. | Name | S/S | % | 6m | Wing | 9m | 7m | FB | BT |
| 1 | GRIMSBOE Kari Aalvik | | | | | | | | |
| 16 | HARALDSEN Katrine Lunde | 21/49 | 43 | 1/8 | 4/9 | 14/23 | 1/3 | 0/3 | 1/3 |
| | Totals | 21/49 | 43 | 1/8 | 4/9 | 14/23 | 1/3 | 0/3 | 1/3 |

KOR - Korea

| Players | | Shots | | | | | | | | Penalties | | | |
|---------|---------------|-------|----|-----|------|------|-----|-----|-----|-----------|------|----|----|
| No. | Name | G/S | % | 6m | Wing | 9m | 7m | FB | BT | YC | 2Min | RC | EX |
| 1 | OH Yongran | 0/1 | 0 | | | | | 0/1 | | | | | |
| 3 | KIM Ona | 0/1 | 0 | | | | | 0/1 | | | | | |
| 4 | HUH Soonyoung | 4/5 | 80 | 3/4 | | | | 1/1 | | 1 | 1 | | |
| 6 | SONG Hairim | | | | | | | | | | | | |
| 7 | KIM Namsun | | | | | | | | | | | | |
| 9 | KIM Chayoun | | | | | | | | | | | | |
| 10 | OH Seongok | 5/11 | 45 | 1/1 | | 4/10 | | | | 1 | | | |
| 11 | HONG Jeongho | 5/13 | 38 | | | 1/8 | 2/3 | | 2/2 | | | | |
| 13 | PARK Chunghee | 2/4 | 50 | | 2/4 | | | | | | | | |
| 16 | LEE Minhee | | | | | | | | | | | | |
| 17 | AN Junghwa | 3/5 | 60 | | 3/5 | | | | | | | | |
| 18 | BAE Minhee | | | | | | | | | | | | |
| 19 | CHOI Imjeong | 0/2 | 0 | | | 0/2 | | | | 1 | | | |
| 20 | MOON Pilhee | 9/15 | 60 | 3/3 | | 4/8 | | 2/2 | 0/2 | | 1 | | |
| | Bench/Team | | | | | | | | | | | | |
| | Totals | 28/57 | 49 | 7/8 | 5/9 | 9/28 | 2/3 | 3/5 | 2/4 | 3 | 2 | 0 | 0 |

| Goalkeepers | | Saves | | | | | | | |
|-------------|------------|-------|----|------|------|-----|-----|------|-----|
| No. | Name | S/S | % | 6m | Wing | 9m | 7m | FB | BT |
| 1 | OH Yongran | 13/37 | 35 | 2/9 | 2/5 | 5/5 | 1/3 | 3/12 | 0/3 |
| 16 | LEE Minhee | 3/8 | 38 | 1/3 | 1/2 | 0/1 | 0/1 | 1/1 | |
| | Totals | 16/45 | 36 | 3/12 | 3/7 | 5/6 | 1/4 | 4/13 | 0/3 |

RUNNING SCORE

NOR - KOR

| 1st Half | |
|--------------|-------------------|
| | 0 (2) 1 HUH S |
| AAMODT R | 1 (3) 1 |
| | 1 (4) 2 MOON P |
| AAMODT R | 2 (5) 2 |
| LYBEKK EMS | 3 (6) 2 |
| | 3 (6) 3 OH S |
| JOHANSEN KM | 4 (7) 3 |
| NOESTVOLD T | 5 (8) 3 |
| | 5 (11) 4 MOON P |
| JOHANSEN KM | 6 (12) 4 |
| | 6 (12) 5 HONG J |
| | 6 (14) 6 OH S |
| HAMMERSENG G | 7 (15) 6 |
| | 7 (15) 7 MOON P |
| HAMMERSENG G | 8 (16) 7 |
| | 8 (18) 8 PARK C |
| | 8 (20) 9 MOON P |
| | 8 (20) 10 OH S |
| | 8 (21) 11 AN J |
| | 8 (23) 12 OH S |
| RIEGELHUTH L | 9 (24) 12 |
| | 9 (25) 13 MOON P |
| BREIVANG KD | 10 (25) 13 |
| FRAFJORD MM | 11 (26) 13 |
| JOHANSEN KM | 12 (27) 13 |
| | 12 (28) 14 MOON P |
| LARSEN T | 13 (28) 14 |
| | 13 (29) 15 OH S |
| LYBEKK EMS | 14 (30) 15 |

2nd Half

| | |
|--------------|-------------------|
| JOHANSEN KM | 15 (33) 15 |
| HAMMERSENG G | 16 (33) 15 |
| HAMMERSENG G | 17 (35) 15 |
| | 17 (35) 16 HUH S |
| LYBEKK EMS | 18 (38) 16 |
| LARSEN T | 19 (39) 16 |
| | 19 (40) 17 HONG J |
| NOESTVOLD T | 20 (41) 17 |
| | 20 (42) 18 HUH S |
| AAMODT R | 21 (43) 18 |
| JOHANSEN KM | 22 (44) 18 |
| | 22 (45) 19 HONG J |
| RIEGELHUTH L | 23 (46) 19 |
| | 23 (46) 20 HONG J |
| AAMODT R | 24 (47) 20 |
| | 24 (48) 21 HONG J |
| | 24 (49) 22 PARK C |
| RIEGELHUTH L | 25 (50) 22 |
| | 25 (50) 23 MOON P |
| LYBEKK EMS | 26 (53) 23 |
| JOHANSEN KM | 27 (53) 23 |
| | 27 (55) 24 AN J |
| | 27 (57) 25 MOON P |
| HAMMERSENG G | 28 (58) 25 |
| | 28 (60) 26 AN J |
| | 28 (60) 27 HUH S |
| | 28 (60) 28 MOON P |
| HAMMERSENG G | 29 (60) 28 |

| Legend: | | | | | | | | | |
|---------|---------------|------|----------------------|----|---------------|-----|---------------|----|---------------|
| % | Efficiency | 2Min | 2 Minute Suspensions | 6m | 6-metre Shots | 7m | 7-metre Shots | 9m | 9-metre Shots |
| BT | Breakthroughs | EX | Exclusions | FB | Fast Breaks | G/S | Goals/Shots | RC | Red Cards |
| S/S | Saves/Shots | Wing | Wing Shots | YC | Yellow Cards | | | | |



MATCH TEAM STATISTICS

参赛队技术统计 / STATISTIQUES DU MATCH PAR ÉQUIPE

NOR 29 - 28 KOR

(14 - 15) (15 - 13)

Referees: (9) BRETO V / (10) HUELIN J (ESP)

NOR - Norway

| No. | Name | Shots | | | | | | | | Offence | | Defence | | Penalties | | | TP | |
|---------------|----------------------------|-------|-----|------|------|-----|-----|------|-----|---------|----|---------|----|-----------|------|----|----|-------|
| | | G/S | % | 6m | Wing | 9m | 7m | FB | BT | AS | TF | ST | BS | YC | 2Min | RC | | EX |
| 1 | GRIMSBOE Kari Aalvik | | | | | | | | | | | | | | | | | |
| 3 | NYBERG Katja | 0/1 | 0 | | | | | 0/1 | | 3 | 3 | 2 | | | | | | 25:09 |
| 4 | AAMODT Ragnhild | 4/6 | 67 | | 2/3 | | | 2/3 | | | 1 | | | | | | | 52:32 |
| 5 | SNORROEGGEN Goeril | 0/1 | 0 | | | | | 0/1 | | | 1 | | | 1 | | | | 8:25 |
| 6 | LYBEKK Else Marthe Soerlie | 4/7 | 57 | 4/5 | | | | 0/2 | | 4 | 2 | | | | | | | 49:55 |
| 7 | NOESTVOLD Tonje | 2/4 | 50 | | | 0/1 | 2/3 | | | | 2 | | | | | | | 3:21 |
| 8 | BREIVANG Karoline Dyhre | 1/3 | 33 | 1/2 | | 0/1 | | | | 2 | 2 | | | | | | | 35:58 |
| 9 | LUNDE Kristine | 0/2 | 0 | 0/1 | | 0/1 | | | | | | | | | | | | 2:07 |
| 10 | HAMMERSENG Gro | 6/8 | 75 | | | 0/1 | 0/1 | 3/3 | 3/3 | 5 | 3 | | | 1 | 1 | | | 56:28 |
| 11 | JOHANSEN Kari Mette | 6/7 | 86 | 1/1 | 2/3 | 1/1 | | 2/2 | | | 1 | 1 | | | | | | 59:38 |
| 13 | FRAFJORD Marit Malm | 1/1 | 100 | 1/1 | | | | | | | 1 | | | | | | | 8:04 |
| 14 | LARSEN Tonje | 2/5 | 40 | 1/1 | | 0/3 | | 1/1 | | 3 | 4 | | 4 | 1 | 1 | | | 45:56 |
| 16 | HARALDSEN Katrine Lunde | | | | | | | | | | 1 | 1 | | | | | | 59:05 |
| 18 | RIEGELHUTH Linn-Kristin | 3/4 | 75 | 1/1 | 0/1 | | 1/1 | 1/1 | | 3 | 2 | 1 | | | | | | 13:22 |
| | Bench/Team | | | | | | | | | | | | | | | | | |
| Totals | | 29/49 | 59 | 9/12 | 4/7 | 1/8 | 3/5 | 9/14 | 3/3 | 20 | 23 | 5 | 4 | 2 | 3 | 0 | 0 | |

| No. | Name | Total Shots | | 6m Shots | | Wing Shots | | 9m Shots | | 7m Shots | | Fast Breaks | | Breakthroughs | |
|---------------|-------------------------|-------------|----|----------|----|------------|----|----------|----|----------|----|-------------|---|---------------|----|
| | | S/S | % | S/S | % | S/S | % | S/S | % | S/S | % | S/S | % | S/S | % |
| 1 | GRIMSBOE Kari Aalvik | | | | | | | | | | | | | | |
| 16 | HARALDSEN Katrine Lunde | 21/49 | 43 | 1/8 | 13 | 4/9 | 44 | 14/23 | 61 | 1/3 | 33 | 0/3 | 0 | 1/3 | 33 |
| Totals | | 21/49 | 43 | 1/8 | 13 | 4/9 | 44 | 14/23 | 61 | 1/3 | 33 | 0/3 | 0 | 1/3 | 33 |

| Team Shots | Goals | Saves | Missed | Post | Blocked | Total | % |
|---------------|-------|-------|--------|------|---------|-------|-----|
| 6m Shots | 9 | 3 | 0 | 0 | 0 | 12 | 75 |
| Wing Shots | 4 | 3 | 0 | 0 | 0 | 7 | 57 |
| 9m Shots | 1 | 5 | 2 | 0 | 0 | 8 | 13 |
| 7m Shots | 3 | 1 | 1 | 0 | n/a | 5 | 60 |
| Fast Breaks | 9 | 4 | 0 | 1 | 0 | 14 | 64 |
| Breakthroughs | 3 | 0 | 0 | 0 | 0 | 3 | 100 |
| Totals | 29 | 16 | 3 | 1 | 0 | 49 | 59 |

Number of Attacks: 68, Scoring Efficiency: 43%



MATCH TEAM STATISTICS

参赛队技术统计 / STATISTIQUES DU MATCH PAR ÉQUIPE

NOR 29 - 28 KOR
 (14 - 15) (15 - 13)

Referees: (9) BRETO V / (10) HUELIN J (ESP)

NOR - Norway

Shots Distribution

| Players | | | Goals / Shots | | | |
|-----------------|----------------|-----------------|---------------|-----------------|---------------|-----------|
| 3 NYBERG K | 4 AAMODT R | 5 SNORROEGGEN G | 6 LYBEKK EMS | 7 NOESTVOLD T | 8 BREIVANG KD | 9 LUNDE K |
| 0/1 | 2/2 0/1 | | 2/3 | | 1/1 | |
| | 1/1 | | 0/2 | 1/1 | 0/1 | |
| | | 0/1 | 2/2 | 1/1 | 0/1 | 0/1 |
| | 1-Post | | | 2-Missed | | |
| 10 HAMMERSENG G | 11 JOHANSEN KM | 13 FRAFJORD MM | 14 LARSEN T | 18 RIEGELHUTH L | | |
| | 3/3 | | 0/1 | 1/1 | | |
| 1/1 | 1/2 2/2 | | 1/1 1/1 | | 0/1 | |
| 1/2 3/3 1/2 | | 1/1 | 0/1 | 1/1 1/1 | | |
| | | | 1-Missed | | | |

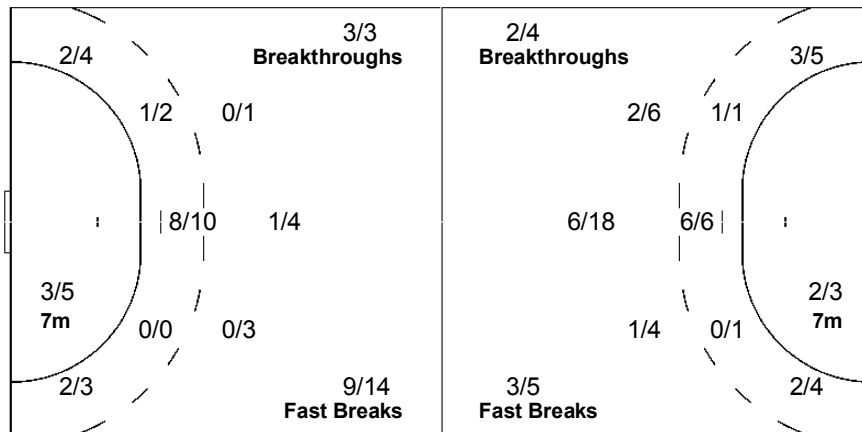
Team

Goals / Shots

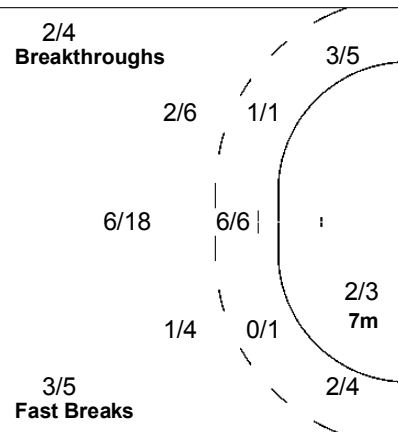
| | | |
|-----|-----|-----|
| 3/5 | 3/3 | 3/5 |
| 4/8 | | 4/5 |
| 4/6 | 3/5 | 5/8 |

3-Missed 1-Post

Offence



Defence



Goalkeepers

Saves / Shots

| | | |
|------|-----|-----|
| 1/3 | 2/6 | 2/6 |
| 1/4 | 5/5 | 3/4 |
| 1/10 | 2/2 | 4/9 |

1 GRIMSBOE KA

| | | |
|--|--|--|
| | | |
| | | |
| | | |

16 HARALDSEN KL

| | | |
|------|-----|-----|
| 1/3 | 2/6 | 2/6 |
| 1/4 | 5/5 | 3/4 |
| 1/10 | 2/2 | 4/9 |



MATCH TEAM STATISTICS

参赛队技术统计 / STATISTIQUES DU MATCH PAR ÉQUIPE

NOR 29 - 28 KOR

(14 - 15) (15 - 13)

Referees: (9) BRETO V / (10) HUELIN J (ESP)

KOR - Korea

| No. | Name | Shots | | | | | | | | Offence | | Defence | | Penalties | | | | TP |
|---------------|---------------|-------|----|-----|------|------|-----|-----|-----|---------|----|---------|----|-----------|------|----|----|-------|
| | | G/S | % | 6m | Wing | 9m | 7m | FB | BT | AS | TF | ST | BS | YC | 2Min | RC | EX | |
| 1 | OH Yongran | 0/1 | 0 | | | | | 0/1 | | | | | | | | | | 50:41 |
| 3 | KIM Ona | 0/1 | 0 | | | | | 0/1 | | | | | | | | | | 3:01 |
| 4 | HUH Soonyoung | 4/5 | 80 | 3/4 | | | | 1/1 | | 1 | | | | 1 | 1 | | | 60:00 |
| 6 | SONG Hairim | | | | | | | | | | | | | | | | | |
| 7 | KIM Namsun | | | | | | | | | | | | | | | | | |
| 9 | KIM Chayoun | | | | | | | | | | | | | | | | | 9:37 |
| 10 | OH Seongok | 5/11 | 45 | 1/1 | | 4/10 | | | | 7 | 6 | 1 | | 1 | | | | 55:15 |
| 11 | HONG Jeongho | 5/13 | 38 | | | 1/8 | 2/3 | | 2/2 | 3 | 2 | | | | | | | 41:11 |
| 13 | PARK Chunghee | 2/4 | 50 | | 2/4 | | | | | 1 | | 1 | | | | | | 60:00 |
| 16 | LEE Minhee | | | | | | | | | | | | | | | | | 9:19 |
| 17 | AN Junghwa | 3/5 | 60 | | 3/5 | | | | | 1 | 2 | 1 | | | | | | 60:00 |
| 18 | BAE Minhee | | | | | | | | | | | | | | | | | |
| 19 | CHOI Imjeong | 0/2 | 0 | | | 0/2 | | | | | 1 | | | 1 | | | | 11:21 |
| 20 | MOON Pilhee | 9/15 | 60 | 3/3 | | 4/8 | | 2/2 | 0/2 | 1 | 3 | | | | 1 | | | 59:35 |
| | Bench/Team | | | | | | | | | | | | | | | | | |
| Totals | | 28/57 | 49 | 7/8 | 5/9 | 9/28 | 2/3 | 3/5 | 2/4 | 14 | 14 | 3 | 0 | 3 | 2 | 0 | 0 | |

| No. | Name | Total Shots | | 6m Shots | | Wing Shots | | 9m Shots | | 7m Shots | | Fast Breaks | | Breakthroughs | |
|---------------|------------|-------------|----|----------|----|------------|----|----------|-----|----------|----|-------------|-----|---------------|---|
| | | S/S | % | S/S | % | S/S | % | S/S | % | S/S | % | S/S | % | S/S | % |
| 1 | OH Yongran | 13/37 | 35 | 2/9 | 22 | 2/5 | 40 | 5/5 | 100 | 1/3 | 33 | 3/12 | 25 | 0/3 | 0 |
| 16 | LEE Minhee | 3/8 | 38 | 1/3 | 33 | 1/2 | 50 | 0/1 | 0 | 0/1 | 0 | 1/1 | 100 | | |
| Totals | | 16/45 | 36 | 3/12 | 25 | 3/7 | 43 | 5/6 | 83 | 1/4 | 25 | 4/13 | 31 | 0/3 | 0 |

| Team Shots | Goals | Saves | Missed | Post | Blocked | Total | % |
|---------------|-------|-------|--------|------|---------|-------|----|
| 6m Shots | 7 | 1 | 0 | 0 | 0 | 8 | 88 |
| Wing Shots | 5 | 4 | 0 | 0 | 0 | 9 | 56 |
| 9m Shots | 9 | 14 | 1 | 1 | 3 | 28 | 32 |
| 7m Shots | 2 | 1 | 0 | 0 | n/a | 3 | 67 |
| Fast Breaks | 3 | 0 | 1 | 0 | 1 | 5 | 60 |
| Breakthroughs | 2 | 1 | 1 | 0 | 0 | 4 | 50 |
| Totals | 28 | 21 | 3 | 1 | 4 | 57 | 49 |

Number of Attacks: 67, Scoring Efficiency: 42%



MATCH TEAM STATISTICS

参赛队技术统计 / STATISTIQUES DU MATCH PAR ÉQUIPE

NOR 29 - 28 KOR
 (14 - 15) (15 - 13)

Referees: (9) BRETO V / (10) HUELIN J (ESP)

KOR - Korea

Shots Distribution

| Players | | | Goals / Shots | | | |
|-----------|---------|----------|---------------------------|-------------|---------|-----------|
| 3 KIM O | 4 HUH S | 6 SONG H | 7 KIM N | 9 KIM C | 10 OH S | 11 HONG J |
| | 2/3 | | | | 1/2 2/4 | 1/2 |
| | | | | | 0/1 0/1 | 0/3 1/1 |
| | 2/2 | | | | 1/1 1/1 | 1/1 2/4 |
| 1-Blocked | | | 1-Missed | | | 2-Blocked |
| 13 PARK C | 17 AN J | 18 BAE M | 19 CHOI I | 20 MOON P | | |
| 1/1 1/1 | | | | | | |
| 0/1 0/1 | 0/1 0/1 | | | 3/3 | | |
| | 1/1 | | 0/1 | 4/5 0/2 2/3 | | |
| | | | 1-Blocked 1-Missed 1-Post | | | |

| Team | Offence | Defence | Goalkeepers |
|---------------------------|-------------------|-------------------|---------------|
| Goals / Shots | | | Saves / Shots |
| 2/3 4/6 4/6 | 2/4 Breakthroughs | 3/3 Breakthroughs | 2/5 0/3 2/5 |
| 3/4 0/5 1/4 | 0/1 1/4 | 0/3 0/0 | 4/8 1/5 |
| 9/10 0/2 5/9 | 6/6 6/18 | 1/4 8/10 | 2/6 2/5 3/8 |
| 3-Missed 1-Post 4-Blocked | 2/3 7m 1/1 2/6 | 0/1 1/2 | 1 OH Y |
| | 3/5 Fast Breaks | 3/5 7m | 1/3 0/1 0/2 |
| | 9/14 Fast Breaks | 2/4 | 4/8 1/5 |
| | | | 2/6 2/5 3/7 |
| | | | 16 LEE M |
| | | | 1/2 0/2 2/3 |
| | | | 0/1 |

| Legend: | | | | | | | |
|---------|------------------|------|----------------------|------|---------------|-----|---------------|
| % | Efficiency | 2Min | 2 Minute Suspensions | 6m | 6-metre Shots | 7m | 7-metre Shots |
| AS | Assists | BS | Blocked Shots | BT | Breakthroughs | EX | Exclusions |
| G/S | Goals/Shots | n/a | not applicable | RC | Red Cards | S/S | Saves/Shots |
| TF | Technical Faults | TP | Time Played | Wing | Wing Shots | YC | Yellow Cards |
| | | | | | | 9m | 9-metre Shots |
| | | | | | | FB | Fast Breaks |
| | | | | | | ST | Steals |





RESULTS

比赛成绩 / RÉSULTATS

HUN 20 - 22 RUS

(9 - 14) (11 - 8)

Referees: (19) BAUM M / (20) GORALCZYK M (POL)

RUNNING SCORE

HUN - RUS

HUN - Hungary

| Players | | Shots | | | | | | | | Penalties | | | |
|------------|---------------------|-------|----|-----|------|------|------|-----|-----|-----------|------|----|----|
| No. | Name | G/S | % | 6m | Wing | 9m | 7m | FB | BT | YC | 2Min | RC | EX |
| 2 | FERLING Bernadett | 3/4 | 75 | 1/1 | | 2/3 | | | | | 1 | | |
| 6 | VERTEN Orsolya | 0/1 | 0 | | 0/1 | | | | | | | | |
| 10 | PIGNICZKI Krisztina | 2/3 | 67 | 0/1 | 1/1 | | | 1/1 | | | 1 | | |
| 12 | HERR Orsolya | | | | | | | | | | | | |
| 13 | GORBICZ Anita | 3/13 | 23 | 1/2 | 0/1 | 0/5 | 2/5 | | | | | | |
| 16 | PALINGER Katalin | | | | | | | | | | | | |
| 17 | TOTH Timea | 5/12 | 42 | | | 1/7 | 4/5 | | | | 1 | | |
| 18 | SZAMORANSKY Piroska | 3/5 | 60 | 1/2 | | | | 2/3 | | 1 | | | |
| 22 | BODI Bernadett | | | | | | | | | | | | |
| 23 | SZUCS Gabriella | 0/1 | 0 | | | | | 0/1 | | 1 | 1 | | |
| 26 | BORBAS Rita | | | | | | | | | | | | |
| 31 | HORNYAK Agnes | | | | | | | | | | | 1 | |
| 83 | KOVACSICZ Monika | 4/5 | 80 | | 4/5 | | | | | | | | |
| 87 | TOMORI Zsuzsanna | 0/6 | 0 | 0/2 | | 0/3 | | 0/1 | | 1 | 1 | | |
| Bench/Team | | | | | | | | | | 1 | | | |
| Totals | | 20/50 | 40 | 3/8 | 5/8 | 3/18 | 6/10 | 3/6 | 0/0 | 4 | 6 | 0 | 0 |

| Goalkeepers | | Saves | | | | | | | |
|-------------|------------------|-------|-----|-----|------|------|-----|-----|-----|
| No. | Name | S/S | % | 6m | Wing | 9m | 7m | FB | BT |
| 12 | HERR Orsolya | 1/1 | 100 | | | | 1/1 | | |
| 16 | PALINGER Katalin | 15/37 | 41 | 3/7 | 0/2 | 9/15 | 1/5 | 1/5 | 1/3 |
| Totals | | 16/38 | 42 | 3/7 | 0/2 | 9/15 | 2/6 | 1/5 | 1/3 |

RUS - Russian Fed.

| Players | | Shots | | | | | | | | Penalties | | | |
|------------|-----------------------|-------|-----|-----|------|------|-----|-----|-----|-----------|------|----|----|
| No. | Name | G/S | % | 6m | Wing | 9m | 7m | FB | BT | YC | 2Min | RC | EX |
| 1 | SUSLINA Inna | | | | | | | | | | | | |
| 3 | POLTORATSKAYA Irina | 6/10 | 60 | 2/2 | | 0/3 | 3/4 | | 1/1 | | | | |
| 4 | ROMENSKAYA Oxana | 0/1 | 0 | 0/1 | | | | | | | | | |
| 5 | POSTNOVA Liudmila | 2/7 | 29 | | | 2/7 | | | | 1 | 3 | 1 | |
| 6 | KAREEVA Anna | | | | | | | | | | | | |
| 8 | ANDRYUSHINA Ekaterina | 0/3 | 0 | 0/1 | | 0/1 | | | 0/1 | | | | |
| 9 | USKOVA Yana | 2/2 | 100 | | 1/1 | | | 1/1 | | | | | |
| 10 | POLENOVA Elena | 0/3 | 0 | | | 0/1 | 0/2 | | | 1 | 1 | | |
| 11 | TUREY Emiliya | 3/5 | 60 | | 0/1 | | 1/1 | 1/2 | 1/1 | | | | |
| 15 | SHIPILOVA Natalia | 0/1 | 0 | 0/1 | | | | | | | | | |
| 16 | SIDOROVA Maria | | | | | | | | | | | | |
| 17 | MARENNIKOVA Ekaterina | 2/3 | 67 | 1/2 | 1/1 | | | | | | 1 | | |
| 19 | DMITRIEVA Elena | | | | | | | | | | 1 | | |
| 24 | BLIZNOVA Irina | 7/13 | 54 | 1/1 | | 4/8 | 0/2 | 2/2 | | 1 | 1 | | |
| Bench/Team | | | | | | | | | | | | | |
| Totals | | 22/48 | 46 | 4/8 | 2/3 | 6/20 | 4/9 | 4/5 | 2/3 | 3 | 7 | 1 | 0 |

| Goalkeepers | | Saves | | | | | | | |
|-------------|----------------|-------|----|-----|------|------|-----|-----|-----|
| No. | Name | S/S | % | 6m | Wing | 9m | 7m | FB | BT |
| 1 | SUSLINA Inna | 16/33 | 48 | 5/8 | 2/6 | 7/10 | 1/5 | 1/4 | |
| 16 | SIDOROVA Maria | 1/4 | 25 | | 0/1 | | 1/3 | | |
| Totals | | 17/37 | 46 | 5/8 | 2/7 | 7/10 | 2/8 | 1/4 | 0/0 |

| 1st Half | |
|---------------|------------|
| GORBICZ A | 1 (3') 0 |
| GORBICZ A | 1 (5') 1 |
| FERLING B | 2 (8') 2 |
| FERLING B | 2 (7') 3 |
| FERLING B | 2 (8') 4 |
| FERLING B | 2 (9') 5 |
| FERLING B | 3 (9') 5 |
| FERLING B | 3 (10') 6 |
| FERLING B | 3 (16') 7 |
| TOTH T | 4 (16') 7 |
| TOTH T | 4 (17') 8 |
| FERLING B | 5 (18') 8 |
| KOVACSICZ M | 6 (20') 8 |
| KOVACSICZ M | 6 (20') 9 |
| KOVACSICZ M | 6 (21') 10 |
| KOVACSICZ M | 6 (23') 11 |
| KOVACSICZ M | 6 (24') 12 |
| KOVACSICZ M | 6 (25') 13 |
| GORBICZ A | 7 (27') 13 |
| GORBICZ A | 7 (27') 14 |
| SZAMORANSKY P | 8 (28') 14 |
| KOVACSICZ M | 9 (29') 14 |

| 2nd Half | |
|---------------|-------------|
| PIGNICZKI K | 10 (32') 14 |
| PIGNICZKI K | 10 (37') 15 |
| PIGNICZKI K | 10 (38') 16 |
| PIGNICZKI K | 10 (38') 16 |
| TOTH T | 11 (39') 16 |
| KOVACSICZ M | 12 (40') 16 |
| KOVACSICZ M | 12 (41') 17 |
| SZAMORANSKY P | 13 (41') 17 |
| SZAMORANSKY P | 13 (42') 18 |
| SZAMORANSKY P | 14 (44') 18 |
| TOTH T | 15 (50') 18 |
| TOTH T | 15 (51') 19 |
| TOTH T | 15 (52') 20 |
| TOTH T | 16 (53') 20 |
| PIGNICZKI K | 17 (54') 20 |
| PIGNICZKI K | 17 (55') 21 |
| FERLING B | 18 (58') 21 |
| TOTH T | 19 (59') 21 |
| TOTH T | 19 (60') 22 |
| KOVACSICZ M | 20 (60') 22 |

| Legend: | | | | | | | | | |
|---------|---------------|------|----------------------|----|---------------|-----|---------------|----|---------------|
| % | Efficiency | 2Min | 2 Minute Suspensions | 6m | 6-metre Shots | 7m | 7-metre Shots | 9m | 9-metre Shots |
| BT | Breakthroughs | EX | Exclusions | FB | Fast Breaks | G/S | Goals/Shots | RC | Red Cards |
| S/S | Saves/Shots | Wing | Wing Shots | YC | Yellow Cards | | | | |



MATCH TEAM STATISTICS

参赛队技术统计 / STATISTIQUES DU MATCH PAR ÉQUIPE

HUN 20 - 22 RUS

(9 - 14) (11 - 8)

Referees: (19) BAUM M / (20) GORALCZYK M (POL)

HUN - Hungary

| No. | Name | Shots | | | | | | | | Offence | | Defence | | Penalties | | | TP | |
|---------------|---------------------|-------|----|-----|------|------|------|-----|-----|---------|----|---------|----|-----------|------|----|----|-------|
| | | G/S | % | 6m | Wing | 9m | 7m | FB | BT | AS | TF | ST | BS | YC | 2Min | RC | | EX |
| 2 | FERLING Bernadett | 3/4 | 75 | 1/1 | | 2/3 | | | | 1 | 1 | | | | 1 | | | 17:57 |
| 6 | VERTEN Orsolya | 0/1 | 0 | | 0/1 | | | | | | | | | | | | | 16:04 |
| 10 | PIGNICZKI Krisztina | 2/3 | 67 | 0/1 | 1/1 | | | 1/1 | | | 1 | | | | 1 | | | 42:55 |
| 12 | HERR Orsolya | | | | | | | | | | | | | | | | | 0:17 |
| 13 | GORBICZ Anita | 3/13 | 23 | 1/2 | 0/1 | 0/5 | 2/5 | | | 5 | 2 | | | | | | | 60:00 |
| 16 | PALINGER Katalin | | | | | | | | | | 2 | | | | | | | 59:43 |
| 17 | TOTH Timea | 5/12 | 42 | | | 1/7 | 4/5 | | | 1 | 2 | 1 | 1 | | 1 | | | 27:18 |
| 18 | SZAMORANSKY Piroska | 3/5 | 60 | 1/2 | | | | 2/3 | | 3 | 2 | 1 | | 1 | | | | 46:54 |
| 22 | BODI Bernadett | | | | | | | | | | 1 | | | | | | | 2:34 |
| 23 | SZUCS Gabriella | 0/1 | 0 | | | | | 0/1 | | | | | | 1 | 1 | | | 18:21 |
| 26 | BORBAS Rita | | | | | | | | | | | | | | | | | |
| 31 | HORNYAK Agnes | | | | | | | | | 2 | 1 | | | | 1 | | | 24:04 |
| 83 | KOVACSICZ Monika | 4/5 | 80 | | 4/5 | | | | | 2 | | 1 | | | | | | 58:56 |
| 87 | TOMORI Zsuzsanna | 0/6 | 0 | 0/2 | | 0/3 | | 0/1 | | 1 | 2 | | 3 | 1 | 1 | | | 44:57 |
| | Bench/Team | | | | | | | | | | | | | 1 | | | | |
| Totals | | 20/50 | 40 | 3/8 | 5/8 | 3/18 | 6/10 | 3/6 | 0/0 | 15 | 14 | 3 | 4 | 4 | 6 | 0 | 0 | |

| No. | Name | Total Shots | | 6m Shots | | Wing Shots | | 9m Shots | | 7m Shots | | Fast Breaks | | Breakthroughs | |
|---------------|------------------|-------------|-----|----------|----|------------|---|----------|----|----------|-----|-------------|----|---------------|----|
| | | S/S | % | S/S | % | S/S | % | S/S | % | S/S | % | S/S | % | S/S | % |
| 12 | HERR Orsolya | 1/1 | 100 | | | | | | | 1/1 | 100 | | | | |
| 16 | PALINGER Katalin | 15/37 | 41 | 3/7 | 43 | 0/2 | 0 | 9/15 | 60 | 1/5 | 20 | 1/5 | 20 | 1/3 | 33 |
| Totals | | 16/38 | 42 | 3/7 | 43 | 0/2 | 0 | 9/15 | 60 | 2/6 | 33 | 1/5 | 20 | 1/3 | 33 |

| Team Shots | Goals | Saves | Missed | Post | Blocked | Total | % |
|---------------|-------|-------|--------|------|---------|-------|----|
| 6m Shots | 3 | 5 | 0 | 0 | 0 | 8 | 38 |
| Wing Shots | 5 | 2 | 0 | 1 | 0 | 8 | 63 |
| 9m Shots | 3 | 7 | 0 | 1 | 7 | 18 | 17 |
| 7m Shots | 6 | 2 | 1 | 0 | n/a | 10 | 60 |
| Fast Breaks | 3 | 1 | 0 | 2 | 0 | 6 | 50 |
| Breakthroughs | | | | | | | |
| Totals | 20 | 17 | 1 | 4 | 7 | 50 | 40 |

Number of Attacks: 56, Scoring Efficiency: 36%



MATCH TEAM STATISTICS
 参赛队技术统计 / STATISTIQUES DU MATCH PAR ÉQUIPE

HUN 20 - 22 RUS
 (9 - 14) (11 - 8)

Referees: (19) BAUM M / (20) GORALCZYK M (POL)

HUN - Hungary

Shots Distribution

| Players | | | Goals / Shots | | | |
|-------------|-------------|----------------|----------------|-------------|------------------|-----------|
| 2 FERLING B | 6 VERTEN O | 10 PIGNICZKI K | 13 GORBICZ A | 17 TOTH T | 18 SZAMORANSKY P | 22 BODI B |
| 1/1 | 0/1 | 1/1 | 0/1 | 1/1 | 3/3 | 0/1 |
| 1/1 | | 0/1 | 1/1 | 1/2 | 0/1 | |
| 1/1 | | | 1/1 | 0/2 | | |
| | | | 1/1 | 0/2 | 1/3 | |
| | | | | 2/2 | 2/3 | |
| | | | 1-Missed | 3-Blocked | 1-Post | 3-Blocked |
| | | | | | 1-Post | |
| 23 SZUCS G | 26 BORBAS R | 31 HORNYAK A | 83 KOVACSICZ M | 87 TOMORI Z | | |
| | | | 1/1 | | | |
| | 0/1 | | 2/2 | 0/1 | 0/2 | |
| | | | 1/1 | 0/1 | | |
| | | | 1-Post | 1-Post | 1-Blocked | |

Team

Offence

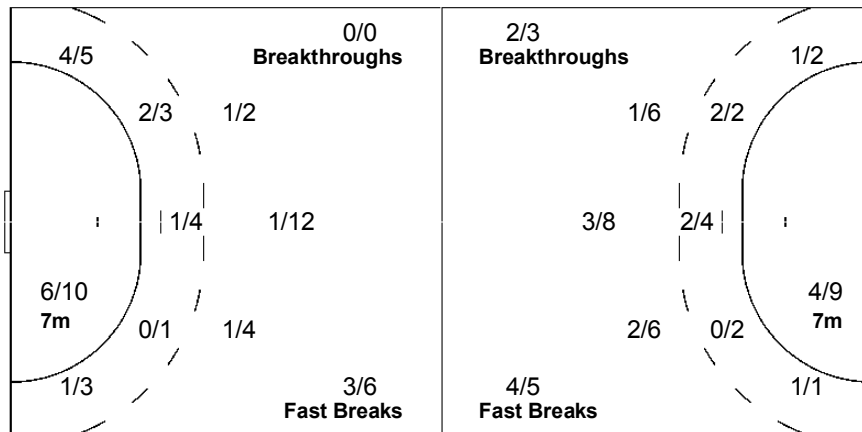
Defence

Goalkeepers

Goals / Shots

Saves / Shots

| | | |
|----------|--------|-----------|
| 5/5 | 0/1 | 1/1 |
| 4/8 | 0/1 | 1/6 |
| 4/5 | 1/3 | 4/7 |
| 1-Missed | 4-Post | 7-Blocked |



| | | |
|-----|-----|-----|
| 2/7 | 0/2 | 2/2 |
| 3/6 | | 2/3 |
| 5/9 | 1/3 | 1/6 |

| 12 HERR O | | |
|-----------|--|--|
| 1/1 | | |

| 16 PALINGER K | | |
|---------------|-----|-----|
| 2/7 | 0/2 | 2/2 |
| 2/5 | | 2/3 |
| 5/9 | 1/3 | 1/6 |



MATCH TEAM STATISTICS

参赛队技术统计 / STATISTIQUES DU MATCH PAR ÉQUIPE

HUN 20 - 22 RUS

(9 - 14) (11 - 8)

Referees: (19) BAUM M / (20) GORALCZYK M (POL)

RUS - Russian Fed.

| Players | | Shots | | | | | | | | Offence | | Defence | | Penalties | | | | TP |
|---------------|-----------------------|-------|-----|-----|------|------|-----|-----|-----|---------|----|---------|----|-----------|------|----|----|-------|
| No. | Name | G/S | % | 6m | Wing | 9m | 7m | FB | BT | AS | TF | ST | BS | YC | 2Min | RC | EX | |
| 1 | SUSLINA Inna | | | | | | | | | | | 1 | | | | | | 56:27 |
| 3 | POLTORATSKAYA Irina | 6/10 | 60 | 2/2 | | 0/3 | 3/4 | | 1/1 | | | 1 | | | | | | 26:08 |
| 4 | ROMENSKAYA Oxana | 0/1 | 0 | 0/1 | | | | | | | 1 | | 1 | | | | | 24:30 |
| 5 | POSTNOVA Liudmila | 2/7 | 29 | | | 2/7 | | | | 2 | 3 | | 2 | 1 | 3 | 1 | | 47:06 |
| 6 | KAREEVA Anna | | | | | | | | | | | | | | | | | |
| 8 | ANDRYUSHINA Ekaterina | 0/3 | 0 | 0/1 | | 0/1 | | | 0/1 | 2 | 2 | | | | | | | 30:17 |
| 9 | USKOVA Yana | 2/2 | 100 | | 1/1 | | | 1/1 | | | | 4 | | | | | | 34:00 |
| 10 | POLENOVA Elena | 0/3 | 0 | | | 0/1 | 0/2 | | | 2 | 1 | | 3 | 1 | 1 | | | 16:01 |
| 11 | TUREY Emiliya | 3/5 | 60 | | 0/1 | | 1/1 | 1/2 | 1/1 | | 2 | 2 | | | | | | 46:55 |
| 15 | SHIPILOVA Natalia | 0/1 | 0 | 0/1 | | | | | | 2 | | | 1 | | | | | 47:07 |
| 16 | SIDOROVA Maria | | | | | | | | | | | | | | | | | 3:33 |
| 17 | MARENNIKOVA Ekaterina | 2/3 | 67 | 1/2 | 1/1 | | | | | | 1 | | | | | 1 | | 24:53 |
| 19 | DMITRIEVA Elena | | | | | | | | | 1 | | | | | | 1 | | 25:05 |
| 24 | BLIZNOVA Irina | 7/13 | 54 | 1/1 | | 4/8 | 0/2 | 2/2 | | | 3 | | | 1 | 1 | | | 37:58 |
| | Bench/Team | | | | | | | | | | 1 | | | | | | | |
| Totals | | 22/48 | 46 | 4/8 | 2/3 | 6/20 | 4/9 | 4/5 | 2/3 | 9 | 18 | 4 | 7 | 3 | 7 | 1 | 0 | |

| Goalkeepers | | Total Shots | | 6m Shots | | Wing Shots | | 9m Shots | | 7m Shots | | Fast Breaks | | Breakthroughs | |
|---------------|----------------|-------------|----|----------|----|------------|----|----------|----|----------|----|-------------|----|---------------|---|
| No. | Name | S/S | % | S/S | % | S/S | % | S/S | % | S/S | % | S/S | % | S/S | % |
| 1 | SUSLINA Inna | 16/33 | 48 | 5/8 | 63 | 2/6 | 33 | 7/10 | 70 | 1/5 | 20 | 1/4 | 25 | | |
| 16 | SIDOROVA Maria | 1/4 | 25 | | | 0/1 | 0 | | | 1/3 | 33 | | | | |
| Totals | | 17/37 | 46 | 5/8 | 63 | 2/7 | 29 | 7/10 | 70 | 2/8 | 25 | 1/4 | 25 | 0/0 | 0 |

| Team Shots | Goals | Saves | Missed | Post | Blocked | Total | % |
|---------------|-------|-------|--------|------|---------|-------|----|
| 6m Shots | 4 | 3 | 0 | 1 | 0 | 8 | 50 |
| Wing Shots | 2 | 0 | 0 | 1 | 0 | 3 | 67 |
| 9m Shots | 6 | 9 | 0 | 1 | 4 | 20 | 30 |
| 7m Shots | 4 | 2 | 0 | 2 | n/a | 9 | 44 |
| Fast Breaks | 4 | 1 | 0 | 0 | 0 | 5 | 80 |
| Breakthroughs | 2 | 1 | 0 | 0 | 0 | 3 | 67 |
| Totals | 22 | 16 | 0 | 5 | 4 | 48 | 46 |

Number of Attacks: 56, Scoring Efficiency: 39%



MATCH TEAM STATISTICS

参赛队技术统计 / STATISTIQUES DU MATCH PAR ÉQUIPE

HUN 20 - 22 RUS

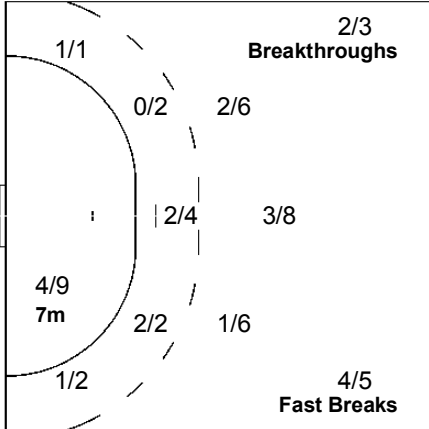
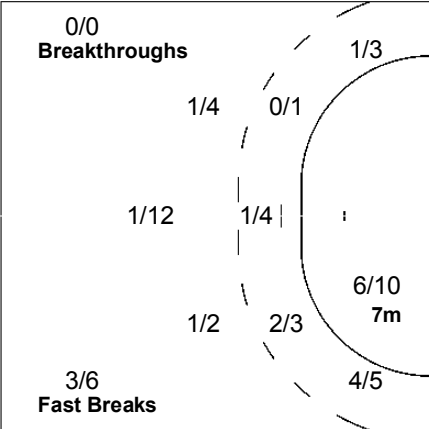
(9 - 14) (11 - 8)

Referees: (19) BAUM M / (20) GORALCZYK M (POL)

RUS - Russian Fed.

Shots Distribution

| Players | | | Goals / Shots | | | |
|-------------------|----------------|------------------|----------------|------------------|------------|---------------|
| 3 POLTORATSKAYA I | 4 ROMENSKAYA O | 5 POSTNOVA L | 6 KAREEVA A | 8 ANDRYUSHINA E | 9 USKOVA Y | 10 POLENOVA E |
| 1/1 | 1/1 | | | | 2/2 | 0/1 |
| 1/2 | | | | | | |
| 2/3 | 0/1 | 1/1 | | 0/3 | | |
| 1-Blocked | 1-Post | 1-Post 2-Blocked | | | | 1-Post |
| 11 TUREY E | 15 SHIPILOVA N | 17 MARENNIKOVA E | 19 DMITRIEVA E | 24 BLIZNOVA I | | |
| | | | | 2/3 | 1/1 | 0/1 |
| 1/2 | | | | 1/2 | | 0/1 |
| 1/1 | 1/1 | | | | 1/1 | 2/2 |
| 1-Post | | | | 1-Post 1-Blocked | | |

| Team | Offence | Defence | Goalkeepers | | | | | | | | | | |
|---------------|---|--|---|---------------|-----|-----|-----|-----|-----|-----|-----|-----|-----|
| Goals / Shots | | | Saves / Shots | | | | | | | | | | |
| 5/7 | 2/3 | 0/2 | 0/5 | 1/1 | 0/1 | | | | | | | | |
| 3/6 | | 1/3 | 4/8 | 1/1 | 5/6 | | | | | | | | |
| 4/9 | 2/3 | 5/6 | 1/5 | 2/3 | 3/7 | | | | | | | | |
| 5-Post | 4-Blocked | | | | | | | | | | | | |
| |  |  | <table border="1"> <tr><td>1 SUSLINA I</td></tr> <tr><td>0/5</td><td>1/1</td><td>0/1</td></tr> <tr><td>4/7</td><td>1/1</td><td>5/5</td></tr> <tr><td>1/4</td><td>2/3</td><td>2/6</td></tr> </table> | 1 SUSLINA I | 0/5 | 1/1 | 0/1 | 4/7 | 1/1 | 5/5 | 1/4 | 2/3 | 2/6 |
| 1 SUSLINA I | | | | | | | | | | | | | |
| 0/5 | 1/1 | 0/1 | | | | | | | | | | | |
| 4/7 | 1/1 | 5/5 | | | | | | | | | | | |
| 1/4 | 2/3 | 2/6 | | | | | | | | | | | |
| | | | <table border="1"> <tr><td>16 SIDOROVA M</td></tr> <tr><td>0/1</td><td></td><td>0/1</td></tr> <tr><td>0/1</td><td></td><td>1/1</td></tr> </table> | 16 SIDOROVA M | 0/1 | | 0/1 | 0/1 | | 1/1 | | | |
| 16 SIDOROVA M | | | | | | | | | | | | | |
| 0/1 | | 0/1 | | | | | | | | | | | |
| 0/1 | | 1/1 | | | | | | | | | | | |

| Legend: | | | | | | | |
|---------|------------------|------|----------------------|------|---------------|-----|---------------|
| % | Efficiency | 2Min | 2 Minute Suspensions | 6m | 6-metre Shots | 7m | 7-metre Shots |
| AS | Assists | BS | Blocked Shots | BT | Breakthroughs | EX | Exclusions |
| G/S | Goals/Shots | n/a | not applicable | RC | Red Cards | S/S | Saves/Shots |
| TF | Technical Faults | TP | Time Played | Wing | Wing Shots | YC | Yellow Cards |
| | | | | | | 9m | 9-metre Shots |
| | | | | | | FB | Fast Breaks |
| | | | | | | ST | Steals |



RESULTS
 比赛成绩 / RÉSULTATS
SWE 30 - 34 ROU
 (15 - 17) (15 - 17)

Referees: (7) ELMOAMLI M / (8) SHABAN ALI S (EGY)

SWE - Sweden

| Players | | Shots | | | | | | | | Penalties | | | |
|------------|----------------------|-------|-----|-----|------|------|-----|-----|-----|-----------|------|----|----|
| No. | Name | G/S | % | 6m | Wing | 9m | 7m | FB | BT | YC | 2Min | RC | EX |
| 3 | FLOGNMAN Tina | 1/1 | 100 | 1/1 | | | | | | | | | |
| 4 | BOSON Matilda | 1/2 | 50 | | 0/1 | | | 1/1 | | | | | |
| 5 | HOLMGREN Sara | | | | | | | | | 1 | 1 | | |
| 7 | WIEL FREDEN Annika | 4/7 | 57 | | 2/4 | 0/1 | | 2/2 | | | | | |
| 9 | TOVEBY Frida | 3/4 | 75 | 3/4 | | | | | | | | | |
| 10 | UTKOVIC Teresa | 1/4 | 25 | | 1/4 | | | | | 1 | | | |
| 11 | ENSTROM Jessica | 1/1 | 100 | | | | | 1/1 | | | | | |
| 12 | BENGTSSON Therese | | | | | | | | | | | | |
| 14 | ERIKSSON Sara | 2/2 | 100 | | 1/1 | | | 1/1 | | | | | |
| 15 | AHLM Johanna | 4/10 | 40 | 0/2 | | 0/2 | 0/1 | 2/3 | 2/2 | 1 | | | |
| 16 | GRUNDSTROM Madeleine | | | | | | | | | | | | |
| 17 | TORSTENSON Linnea | 4/9 | 44 | | | 4/8 | | | 0/1 | | | 1 | |
| 18 | WIBERG Johanna | | | | | | | | | | | 1 | |
| 20 | GULLDEN Isabelle | 9/15 | 60 | | | 3/8 | 3/3 | 1/1 | 2/3 | | | | |
| Bench/Team | | | | | | | | | | 1 | 1 | | |
| Totals | | 30/55 | 55 | 4/7 | 4/10 | 7/19 | 3/4 | 8/9 | 4/6 | 4 | 4 | 0 | 0 |

| Goalkeepers | | Saves | | | | | | | |
|-------------|----------------------|-------|----|-----|------|------|-----|-----|-----|
| No. | Name | S/S | % | 6m | Wing | 9m | 7m | FB | BT |
| 12 | BENGTSSON Therese | 6/21 | 29 | 0/1 | 1/3 | 4/9 | 0/3 | 1/4 | 0/1 |
| 16 | GRUNDSTROM Madeleine | 3/22 | 14 | 1/5 | 0/2 | 1/8 | 1/2 | 0/2 | 0/3 |
| Totals | | 9/43 | 21 | 1/6 | 1/5 | 5/17 | 1/5 | 1/6 | 0/4 |

ROU - Romania

| Players | | Shots | | | | | | | | Penalties | | | |
|------------|--------------------------|-------|-----|-----|------|-------|-----|-----|-----|-----------|------|----|----|
| No. | Name | G/S | % | 6m | Wing | 9m | 7m | FB | BT | YC | 2Min | RC | EX |
| 1 | PISLARU Tereza | | | | | | | | | | | | |
| 2 | MAIER Ramona | 3/6 | 50 | 1/1 | 0/1 | | 0/1 | 2/3 | | 1 | | | |
| 4 | BIRSAN Florina | | | | | | | | | | | | |
| 5 | AMARIEI Carmen | 2/4 | 50 | | | 1/3 | | | 1/1 | | | | |
| 7 | OLTEANU Adriana | 1/1 | 100 | | | | | 1/1 | | | | | |
| 8 | NEAGU Cristina Georgiana | 3/6 | 50 | | | 3/6 | | | | 1 | | | |
| 9 | BRADEANU Aurelia | 1/3 | 33 | 0/1 | | 0/1 | | | 1/1 | | | | |
| 10 | STANCA Ionela | 6/7 | 86 | 4/5 | | | | 2/2 | | | | | |
| 15 | ELISEI Neli | 5/6 | 83 | | 2/2 | 2/3 | 1/1 | | | | | | |
| 16 | DINU Luminita | | | | | | | | | | | | |
| 18 | MEIROSU Laura | 6/9 | 67 | | | 5/8 | | | 1/1 | | | | |
| 19 | BESE Valeria | | | | | | | | | 1 | 1 | | |
| 25 | ANI SENOCICO Mihaela | 5/5 | 100 | | 2/2 | | 3/3 | | | | | 1 | |
| 99 | LECUSANU Narcisa | 2/6 | 33 | | | 1/4 | 0/1 | | 1/1 | | | | |
| Bench/Team | | | | | | | | | | | | | |
| Totals | | 34/53 | 64 | 5/7 | 4/5 | 12/25 | 4/6 | 5/6 | 4/4 | 3 | 2 | 0 | 0 |

| Goalkeepers | | Saves | | | | | | | |
|-------------|----------------|-------|----|-----|------|------|-----|-----|-----|
| No. | Name | S/S | % | 6m | Wing | 9m | 7m | FB | BT |
| 1 | PISLARU Tereza | 3/5 | 60 | 2/2 | 1/1 | | | 0/1 | 0/1 |
| 16 | DINU Luminita | 12/40 | 30 | 1/5 | 5/9 | 4/11 | 1/4 | 0/7 | 1/4 |
| Totals | | 15/45 | 33 | 3/7 | 6/10 | 4/11 | 1/4 | 0/8 | 1/5 |

RUNNING SCORE
SWE - ROU

| | | 1st Half | |
|---------------|-------------|----------------|--|
| AHLM J | 1 (2') 0 | | |
| TORSTENSON L | 2 (2') 0 | | |
| | 2 (3') 1 | ELISEI N | |
| | 2 (3') 2 | OLTEANU A | |
| BOSON M | 3 (3') 2 | | |
| | 3 (6') 3 | ANI SENOCICO M | |
| | 3 (7') 4 | ANI SENOCICO M | |
| GULLDEN I | 4 (7') 4 | | |
| | 4 (8') 5 | NEAGU CG | |
| AHLM J | 5 (8') 5 | | |
| | 5 (9') 6 | STANCA I | |
| | 5 (10') 7 | MEIROSU L | |
| | 5 (11') 8 | NEAGU CG | |
| UTKOVIC T | 6 (12') 8 | | |
| | 6 (13') 9 | STANCA I | |
| | 6 (14') 10 | LECUSANU N | |
| | 6 (15') 11 | LECUSANU N | |
| | 6 (16') 12 | MEIROSU L | |
| | 6 (19') 13 | NEAGU CG | |
| FLOGNMAN T | 7 (19') 13 | | |
| ERIKSSON S | 8 (20') 13 | | |
| | 8 (20') 14 | ANI SENOCICO M | |
| GULLDEN I | 9 (21') 14 | | |
| GULLDEN I | 10 (21') 14 | | |
| ENSTROM J | 11 (23') 14 | | |
| | 11 (24') 15 | ANI SENOCICO M | |
| TORSTENSON L | 12 (25') 15 | | |
| | 12 (25') 16 | ANI SENOCICO M | |
| ERIKSSON S | 13 (27') 16 | | |
| GULLDEN I | 14 (29') 16 | | |
| WIEL FREDEN A | 15 (30') 16 | | |
| | 15 (30') 17 | MEIROSU L | |
| | | 2nd Half | |
| WIEL FREDEN A | 16 (31') 17 | | |
| GULLDEN I | 17 (33') 17 | | |
| | 17 (33') 18 | BRADEANU A | |
| TORSTENSON L | 18 (33') 18 | | |
| | 18 (34') 19 | MEIROSU L | |
| GULLDEN I | 19 (35') 19 | | |
| | 19 (35') 20 | STANCA I | |
| TORSTENSON L | 20 (36') 20 | | |
| WIEL FREDEN A | 21 (36') 20 | | |
| | 21 (37') 21 | MEIROSU L | |
| WIEL FREDEN A | 22 (37') 21 | | |
| | 22 (38') 22 | AMARIEI C | |
| | 22 (40') 23 | AMARIEI C | |
| | 22 (41') 24 | ELISEI N | |
| GULLDEN I | 23 (43') 24 | | |
| | 23 (44') 25 | STANCA I | |
| | 23 (45') 26 | ELISEI N | |
| TOVEBY F | 24 (46') 26 | | |
| TOVEBY F | 25 (47') 26 | | |
| | 25 (48') 27 | STANCA I | |
| GULLDEN I | 26 (49') 27 | | |
| | 26 (50') 28 | MAIER R | |
| | 26 (50') 29 | STANCA I | |
| TOVEBY F | 27 (51') 29 | | |
| | 27 (51') 30 | ELISEI N | |
| | 27 (52') 31 | ELISEI N | |
| AHLM J | 28 (54') 31 | | |
| | 28 (56') 32 | MEIROSU L | |
| | 28 (57') 33 | MAIER R | |
| GULLDEN I | 29 (58') 33 | | |
| | 29 (59') 34 | MAIER R | |
| AHLM J | 30 (59') 34 | | |

| Legend: | | | | | | | | | |
|---------|---------------|------|----------------------|----|---------------|-----|---------------|----|---------------|
| % | Efficiency | 2Min | 2 Minute Suspensions | 6m | 6-metre Shots | 7m | 7-metre Shots | 9m | 9-metre Shots |
| BT | Breakthroughs | EX | Exclusions | FB | Fast Breaks | G/S | Goals/Shots | RC | Red Cards |
| S/S | Saves/Shots | Wing | Wing Shots | YC | Yellow Cards | | | | |



MATCH TEAM STATISTICS

参赛队技术统计 / STATISTIQUES DU MATCH PAR ÉQUIPE

SWE 30 - 34 ROU

(15 - 17) (15 - 17)

Referees: (7) ELMOAMLI M / (8) SHABAN ALI S (EGY)

SWE - Sweden

| No. | Name | Shots | | | | | | | | Offence | | Defence | | Penalties | | | TP | |
|---------------|----------------------|-------|-----|-----|------|------|-----|-----|-----|---------|----|---------|----|-----------|------|----|----|-------|
| | | G/S | % | 6m | Wing | 9m | 7m | FB | BT | AS | TF | ST | BS | YC | 2Min | RC | | EX |
| 3 | FLOGNMAN Tina | 1/1 | 100 | 1/1 | | | | | | | | 1 | | | | | | 31:59 |
| 4 | BOSON Matilda | 1/2 | 50 | | 0/1 | | | 1/1 | | | 2 | 1 | | | | | | 25:35 |
| 5 | HOLMGREN Sara | | | | | | | | | | 1 | 1 | 1 | 1 | | | | 19:38 |
| 7 | WIEL FREDEN Annika | 4/7 | 57 | | 2/4 | 0/1 | | 2/2 | | | 1 | | | | | | | 34:22 |
| 9 | TOVEBY Frida | 3/4 | 75 | 3/4 | | | | | | 1 | 1 | 1 | | | | | | 14:33 |
| 10 | UTKOVIC Teresa | 1/4 | 25 | | 1/4 | | | | | | 1 | | | 1 | | | | 24:50 |
| 11 | ENSTROM Jessica | 1/1 | 100 | | | | | 1/1 | | 6 | 1 | | | | | | | 15:49 |
| 12 | BENGTSSON Therese | | | | | | | | | | | | | | | | | 30:08 |
| 14 | ERIKSSON Sara | 2/2 | 100 | | 1/1 | | | 1/1 | | | | | 1 | | | | | 34:25 |
| 15 | AHLM Johanna | 4/10 | 40 | 0/2 | | 0/2 | 0/1 | 2/3 | 2/2 | 2 | 1 | | | 1 | | | | 28:50 |
| 16 | GRUNDSTROM Madeleine | | | | | | | | | | | | | | | | | 29:52 |
| 17 | TORSTENSON Linnea | 4/9 | 44 | | | 4/8 | | | 0/1 | 4 | 1 | 1 | 1 | | 1 | | | 53:40 |
| 18 | WIBERG Johanna | | | | | | | | | 1 | 1 | | | | 1 | | | 30:27 |
| 20 | GULLDEN Isabelle | 9/15 | 60 | | | 3/8 | 3/3 | 1/1 | 2/3 | 3 | 2 | 1 | 1 | | | | | 45:52 |
| | Bench/Team | | | | | | | | | | | | | 1 | 1 | | | |
| Totals | | 30/55 | 55 | 4/7 | 4/10 | 7/19 | 3/4 | 8/9 | 4/6 | 17 | 11 | 6 | 4 | 4 | 4 | 0 | 0 | |

| No. | Name | Total Shots | | 6m Shots | | Wing Shots | | 9m Shots | | 7m Shots | | Fast Breaks | | Breakthroughs | |
|---------------|----------------------|-------------|----|----------|----|------------|----|----------|----|----------|----|-------------|----|---------------|---|
| | | S/S | % | S/S | % | S/S | % | S/S | % | S/S | % | S/S | % | S/S | % |
| 12 | BENGTSSON Therese | 6/21 | 29 | 0/1 | 0 | 1/3 | 33 | 4/9 | 44 | 0/3 | 0 | 1/4 | 25 | 0/1 | 0 |
| 16 | GRUNDSTROM Madeleine | 3/22 | 14 | 1/5 | 20 | 0/2 | 0 | 1/8 | 13 | 1/2 | 50 | 0/2 | 0 | 0/3 | 0 |
| Totals | | 9/43 | 21 | 1/6 | 17 | 1/5 | 20 | 5/17 | 29 | 1/5 | 20 | 1/6 | 17 | 0/4 | 0 |

| Team Shots | Goals | Saves | Missed | Post | Blocked | Total | % |
|---------------|-------|-------|--------|------|---------|-------|----|
| 6m Shots | 4 | 3 | 0 | 0 | 0 | 7 | 57 |
| Wing Shots | 4 | 6 | 0 | 0 | 0 | 10 | 40 |
| 9m Shots | 7 | 4 | 2 | 2 | 4 | 19 | 37 |
| 7m Shots | 3 | 1 | 0 | 0 | n/a | 4 | 75 |
| Fast Breaks | 8 | 0 | 0 | 1 | 0 | 9 | 89 |
| Breakthroughs | 4 | 1 | 0 | 1 | 0 | 6 | 67 |
| Totals | 30 | 15 | 2 | 4 | 4 | 55 | 55 |

Number of Attacks: 61, Scoring Efficiency: 49%



MATCH TEAM STATISTICS
 参赛队技术统计 / STATISTIQUES DU MATCH PAR ÉQUIPE

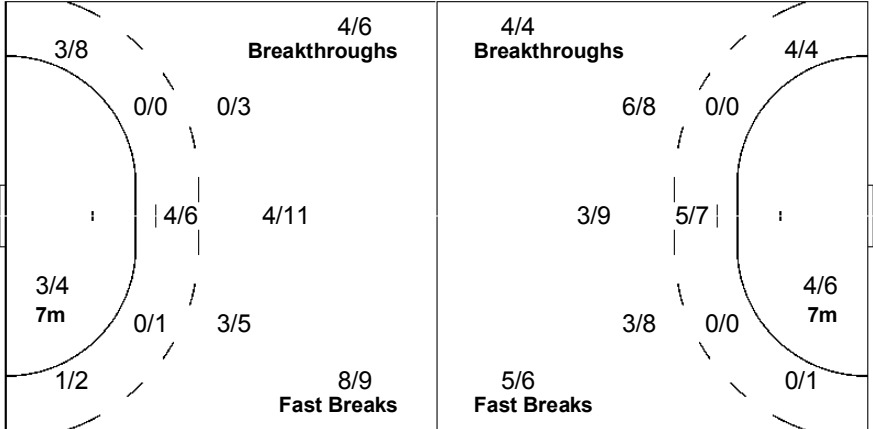
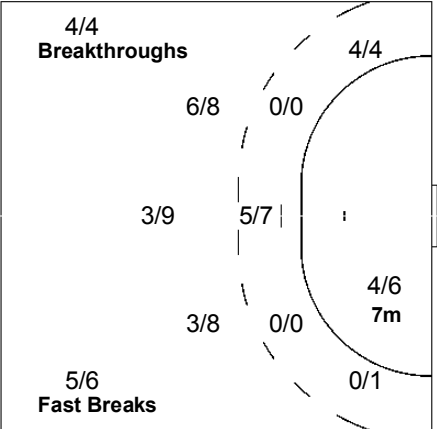
SWE 30 - 34 ROU
 (15 - 17) (15 - 17)

Referees: (7) ELMOAMLI M / (8) SHABAN ALI S (EGY)

SWE - Sweden

Shots Distribution

| Players | | | Goals / Shots | | | |
|---------------|------------|-----------------|-----------------|--------------|--------------|--------------|
| 3 FLOGNMAN T | 4 BOSON M | 5 HOLMGREN S | 7 WIEL FREDEN A | 9 TOVEBY F | 10 UTKOVIC T | 11 ENSTROM J |
| 1/1 | 0/1 | | 1/1 | 1/2 | 0/1 | |
| | 1/1 | | 3/4 | 1/1 | 0/1 | 1/1 |
| | | | | | | |
| 14 ERIKSSON S | 15 AHL M J | 17 TORSTENSON L | 18 WIBERG J | 20 GULLDEN I | | |
| 1/1 | 0/3 | 1/1 | | | 2/2 | |
| | 3/3 | 0/1 | | 3/5 | 1/2 | 2/2 |
| | | | | 1-Missed | 2-Blocked | |

| Team | Offence | Defence | Goalkeepers | | | | | | | | | | | | | | | | | | | | | | | | | | | | | | | | | | | | | | | | | | |
|--|---------|---------|---------------|-----|--|-----|------|-----|-----|--|--|--|-----|-----|-----|-----|-----|-----|-----|-----|-----|-----------------|--|--|-----|-----|-----|-----|-----|-----|-----|-----|-----|-----------------|--|--|-----|--|-----|--|--|-----|-----|-----|-----|
| Goals / Shots | | | Saves / Shots | | | | | | | | | | | | | | | | | | | | | | | | | | | | | | | | | | | | | | | | | | |
| <table border="1"> <tr><td>3/4</td><td>0/1</td><td>6/7</td></tr> <tr><td>2/7</td><td></td><td>2/3</td></tr> <tr><td>7/11</td><td>3/5</td><td>7/7</td></tr> </table> <p>2-Missed 4-Post 4-Blocked</p> | 3/4 | 0/1 | 6/7 | 2/7 | | 2/3 | 7/11 | 3/5 | 7/7 |  |  | <table border="1"> <tr><td>0/2</td><td>2/3</td><td>0/5</td></tr> <tr><td>0/4</td><td>1/1</td><td>3/6</td></tr> <tr><td>1/9</td><td>1/6</td><td>1/7</td></tr> </table> <table border="1"> <tr><td colspan="3">12 BENG TSSON T</td></tr> <tr><td>0/1</td><td>2/3</td><td>0/1</td></tr> <tr><td>0/4</td><td>1/1</td><td>1/1</td></tr> <tr><td>1/5</td><td>0/2</td><td>1/3</td></tr> </table> <table border="1"> <tr><td colspan="3">16 GRUNDSTROM M</td></tr> <tr><td>0/1</td><td></td><td>0/4</td></tr> <tr><td></td><td></td><td>2/5</td></tr> <tr><td>0/4</td><td>1/4</td><td>0/4</td></tr> </table> | 0/2 | 2/3 | 0/5 | 0/4 | 1/1 | 3/6 | 1/9 | 1/6 | 1/7 | 12 BENG TSSON T | | | 0/1 | 2/3 | 0/1 | 0/4 | 1/1 | 1/1 | 1/5 | 0/2 | 1/3 | 16 GRUNDSTROM M | | | 0/1 | | 0/4 | | | 2/5 | 0/4 | 1/4 | 0/4 |
| 3/4 | 0/1 | 6/7 | | | | | | | | | | | | | | | | | | | | | | | | | | | | | | | | | | | | | | | | | | | |
| 2/7 | | 2/3 | | | | | | | | | | | | | | | | | | | | | | | | | | | | | | | | | | | | | | | | | | | |
| 7/11 | 3/5 | 7/7 | | | | | | | | | | | | | | | | | | | | | | | | | | | | | | | | | | | | | | | | | | | |
| 0/2 | 2/3 | 0/5 | | | | | | | | | | | | | | | | | | | | | | | | | | | | | | | | | | | | | | | | | | | |
| 0/4 | 1/1 | 3/6 | | | | | | | | | | | | | | | | | | | | | | | | | | | | | | | | | | | | | | | | | | | |
| 1/9 | 1/6 | 1/7 | | | | | | | | | | | | | | | | | | | | | | | | | | | | | | | | | | | | | | | | | | | |
| 12 BENG TSSON T | | | | | | | | | | | | | | | | | | | | | | | | | | | | | | | | | | | | | | | | | | | | | |
| 0/1 | 2/3 | 0/1 | | | | | | | | | | | | | | | | | | | | | | | | | | | | | | | | | | | | | | | | | | | |
| 0/4 | 1/1 | 1/1 | | | | | | | | | | | | | | | | | | | | | | | | | | | | | | | | | | | | | | | | | | | |
| 1/5 | 0/2 | 1/3 | | | | | | | | | | | | | | | | | | | | | | | | | | | | | | | | | | | | | | | | | | | |
| 16 GRUNDSTROM M | | | | | | | | | | | | | | | | | | | | | | | | | | | | | | | | | | | | | | | | | | | | | |
| 0/1 | | 0/4 | | | | | | | | | | | | | | | | | | | | | | | | | | | | | | | | | | | | | | | | | | | |
| | | 2/5 | | | | | | | | | | | | | | | | | | | | | | | | | | | | | | | | | | | | | | | | | | | |
| 0/4 | 1/4 | 0/4 | | | | | | | | | | | | | | | | | | | | | | | | | | | | | | | | | | | | | | | | | | | |



MATCH TEAM STATISTICS

参赛队技术统计 / STATISTIQUES DU MATCH PAR ÉQUIPE

SWE 30 - 34 ROU

(15 - 17) (15 - 17)

Referees: (7) ELMOAMLI M / (8) SHABAN ALI S (EGY)

ROU - Romania

| No. | Name | Shots | | | | | | | | Offence | | Defence | | Penalties | | | TP | |
|---------------|--------------------------|-------|-----|-----|------|-------|-----|-----|-----|---------|----|---------|----|-----------|------|----|----|-------|
| | | G/S | % | 6m | Wing | 9m | 7m | FB | BT | AS | TF | ST | BS | YC | 2Min | RC | | EX |
| 1 | PISLARU Tereza | | | | | | | | | | | | | | | | | 3:35 |
| 2 | MAIER Ramona | 3/6 | 50 | 1/1 | 0/1 | | 0/1 | 2/3 | | 1 | | 1 | | 1 | | | | 60:00 |
| 4 | BIRSAN Florina | | | | | | | | | | 1 | | | | | | | 2:26 |
| 5 | AMARIEI Carmen | 2/4 | 50 | | | 1/3 | | | 1/1 | 1 | | | | | | | | 17:02 |
| 7 | OLTEANU Adriana | 1/1 | 100 | | | | | 1/1 | | | 1 | | | | | | | 0:31 |
| 8 | NEAGU Cristina Georgiana | 3/6 | 50 | | | 3/6 | | | | 2 | 1 | | | 1 | | | | 54:26 |
| 9 | BRADEANU Aurelia | 1/3 | 33 | 0/1 | | 0/1 | | | 1/1 | | | | | | | | | 12:10 |
| 10 | STANCA Ionela | 6/7 | 86 | 4/5 | | | | 2/2 | | 3 | 2 | | | | | | | 41:15 |
| 15 | ELISEI Neli | 5/6 | 83 | | 2/2 | 2/3 | 1/1 | | | 1 | 1 | | | | | | | 25:19 |
| 16 | DINU Luminita | | | | | | | | | 1 | 2 | | | | | | | 56:25 |
| 18 | MEIROSU Laura | 6/9 | 67 | | | 5/8 | | | 1/1 | 2 | 4 | | 2 | | | | | 60:00 |
| 19 | BESE Valeria | | | | | | | | | 1 | | 1 | 2 | 1 | 1 | | | 19:47 |
| 25 | ANI SENOCICO Mihaela | 5/5 | 100 | | 2/2 | | 3/3 | | | | 1 | | | | 1 | | | 36:43 |
| 99 | LECUSANU Narcisa | 2/6 | 33 | | | 1/4 | 0/1 | | 1/1 | | 3 | | | | | | | 30:21 |
| | Bench/Team | | | | | | | | | | | | | | | | | |
| Totals | | 34/53 | 64 | 5/7 | 4/5 | 12/25 | 4/6 | 5/6 | 4/4 | 12 | 15 | 3 | 4 | 3 | 2 | 0 | 0 | |

| No. | Name | Total Shots | | 6m Shots | | Wing Shots | | 9m Shots | | 7m Shots | | Fast Breaks | | Breakthroughs | |
|---------------|----------------|-------------|----|----------|-----|------------|-----|----------|----|----------|----|-------------|---|---------------|----|
| | | S/S | % | S/S | % | S/S | % | S/S | % | S/S | % | S/S | % | S/S | % |
| 1 | PISLARU Tereza | 3/5 | 60 | 2/2 | 100 | 1/1 | 100 | | | | | 0/1 | 0 | 0/1 | 0 |
| 16 | DINU Luminita | 12/40 | 30 | 1/5 | 20 | 5/9 | 56 | 4/11 | 36 | 1/4 | 25 | 0/7 | 0 | 1/4 | 25 |
| Totals | | 15/45 | 33 | 3/7 | 43 | 6/10 | 60 | 4/11 | 36 | 1/4 | 25 | 0/8 | 0 | 1/5 | 20 |

| Team Shots | Goals | Saves | Missed | Post | Blocked | Total | % |
|---------------|-------|-------|--------|------|---------|-------|-----|
| 6m Shots | 5 | 1 | 1 | 0 | 0 | 7 | 71 |
| Wing Shots | 4 | 1 | 0 | 0 | 0 | 5 | 80 |
| 9m Shots | 12 | 5 | 2 | 2 | 4 | 25 | 48 |
| 7m Shots | 4 | 1 | 0 | 1 | n/a | 6 | 67 |
| Fast Breaks | 5 | 1 | 0 | 0 | 0 | 6 | 83 |
| Breakthroughs | 4 | 0 | 0 | 0 | 0 | 4 | 100 |
| Totals | 34 | 9 | 3 | 3 | 4 | 53 | 64 |

Number of Attacks: 62, Scoring Efficiency: 55%



MATCH TEAM STATISTICS
 参赛队技术统计 / STATISTIQUES DU MATCH PAR ÉQUIPE

SWE 30 - 34 ROU
 (15 - 17) (15 - 17)

Referees: (7) ELMOAMLI M / (8) SHABAN ALI S (EGY)

ROU - Romania

Shots Distribution

| Players | | | Goals / Shots | | | |
|-------------|--------------|-------------|-------------------|-----------------|--------------|-------------|
| 2 MAIER R | 4 BIRSAN F | 5 AMARIEI C | 7 OLTEANU A | 8 NEAGU CG | 9 BRADEANU A | 10 STANCA I |
| 1/1 | 0/1 | 0/2 | | 1/1 | 1/1 | 1/1 |
| 1/1 | 1/1 | 1/1 | 1/1 | 1/1 | | 2/2 |
| 1/2 | | 1/1 | 1/1 | | | 1/2 |
| 1-Post | | | | 1-Missed 1-Post | 1-Blocked | 1-Missed |
| 15 ELISEI N | 18 MEIROSU L | 19 BESE V | 25 ANI SENOCICO M | 99 LECUSANU N | | |
| 1/1 | 1/1 | | 1/1 | | | |
| | 1/2 | | | | 0/2 | |
| 2/2 | 2/3 | 2/2 | 1/1 | 1/1 | 1/1 | 2/2 |
| 1-Missed | 1-Blocked | | | 1-Post | 1-Blocked | |

| Team | Offence | Defence | Goalkeepers |
|---------------|-------------|-------------|---------------|
| Goals / Shots | | | Saves / Shots |
| 2/2 | 0/1 | 4/6 | 1/4 |
| 1/3 | 4/4 | 4/6 | 1/1 |
| 5/5 | 3/8 | 4/6 | 1/7 |
| 4/4 | 0/0 | 3/5 | 5/7 |
| 0/1 | 5/7 | 0/1 | 1/3 |
| 3/6 | 3/9 | 4/6 | 4/11 |
| 8/9 | 6/8 | 0/3 | 2/5 |
| 5/6 | 4/4 | 0/0 | 0/7 |
| 6/7 | 4/6 | 3/4 | |
| 3-Missed | 4/4 | 3/8 | 1 PISLARU T |
| 3-Post | 5/6 | 8/9 | 1/1 |
| 4-Blocked | Fast Breaks | Fast Breaks | 1/1 |
| | | | 0/1 |
| | | | 0/1 |
| | | | 16 DINU L |
| | | | 0/3 |
| | | | 4/6 |
| | | | 1/7 |
| | | | 4/11 |
| | | | 2/4 |
| | | | 0/6 |

| Legend: | | | | | | | |
|---------|------------------|------|----------------------|------|---------------|-----|---------------|
| % | Efficiency | 2Min | 2 Minute Suspensions | 6m | 6-metre Shots | 7m | 7-metre Shots |
| AS | Assists | BS | Blocked Shots | BT | Breakthroughs | EX | Exclusions |
| G/S | Goals/Shots | n/a | not applicable | RC | Red Cards | S/S | Saves/Shots |
| TF | Technical Faults | TP | Time Played | Wing | Wing Shots | YC | Yellow Cards |
| | | | | | | 9m | 9-metre Shots |
| | | | | | | FB | Fast Breaks |
| | | | | | | ST | Steals |



RESULTS
 比赛成绩 / RÉSULTATS
CHN 23 - 31 FRA
 (10 - 15) (13 - 16)

Referees: (25) KRSTIC N / (26) LJUBIC P (SLO)

RUNNING SCORE
CHN - FRA

CHN - China

| Players | | Shots | | | | | | | | Penalties | | | |
|---------|---------------|-------|----|-----|------|------|-----|------|-----|-----------|------|----|----|
| No. | Name | G/S | % | 6m | Wing | 9m | 7m | FB | BT | YC | 2Min | RC | EX |
| 1 | LIU Guini | | | | | | | | | | | | |
| 2 | WEI Qiuxiang | | | | | | | | | | | | |
| 3 | LIU Yun | 7/9 | 78 | 3/5 | | | 4/4 | | | | | | |
| 7 | ZHANG Geng | | | | | | | | | | | | |
| 9 | WANG Min | 3/5 | 60 | | 2/2 | | | 1/2 | 0/1 | 1 | | | |
| 10 | WANG Shasha | 4/8 | 50 | | 1/1 | 1/4 | | 1/2 | 1/1 | | | | |
| 12 | HUANG Hong | | | | | | | | | | | | |
| 14 | LIU Xiaomei | 3/9 | 33 | | | 3/8 | | 0/1 | | 1 | | | |
| 15 | SUN Laimiao | 0/1 | 0 | | | | | 0/1 | | | 1 | | |
| 18 | WU Wenjuan | 1/7 | 14 | 1/3 | 0/1 | 0/1 | | 0/2 | | 1 | | | |
| 19 | LI Weiwei | 2/4 | 50 | | | 0/1 | 1/1 | | 1/2 | | | | |
| 21 | LI Bing | 0/1 | 0 | | | | | 0/1 | | | | | |
| 22 | HUANG Dongjie | 3/5 | 60 | | 2/3 | | | 1/2 | | | | | |
| 23 | YAN Meizhu | 0/4 | 0 | | | 0/3 | 0/1 | | | | | | |
| | Bench/Team | | | | | | | | | | | | |
| | Totals | 23/53 | 43 | 4/8 | 5/7 | 4/17 | 5/6 | 3/11 | 2/4 | 3 | 1 | 0 | 0 |

| Goalkeepers | | Saves | | | | | | | |
|-------------|------------|-------|----|-----|------|------|-----|-----|-----|
| No. | Name | S/S | % | 6m | Wing | 9m | 7m | FB | BT |
| 1 | LIU Guini | 7/23 | 30 | 0/7 | 2/2 | 4/8 | | 1/5 | 0/1 |
| 12 | HUANG Hong | 0/15 | 0 | 0/1 | 0/2 | 0/6 | 0/1 | 0/3 | 0/2 |
| | Totals | 7/38 | 18 | 0/8 | 2/4 | 4/14 | 0/1 | 1/8 | 0/3 |

FRA - France

| Players | | Shots | | | | | | | | Penalties | | | |
|---------|----------------------------|-------|-----|-----|------|-------|-----|-----|-----|-----------|------|----|----|
| No. | Name | G/S | % | 6m | Wing | 9m | 7m | FB | BT | YC | 2Min | RC | EX |
| 4 | KAMTO NJITAM Nina | 1/1 | 100 | 1/1 | | | | | | | | | |
| 5 | AYGLON Camille | | | | | | | | | | | | |
| 8 | PECQUEUX-ROLLAND Veronique | 7/9 | 78 | 4/5 | | 0/1 | | 2/2 | 1/1 | | | | |
| 9 | BAUDOUIN Paule | 4/6 | 67 | | 2/2 | 0/2 | 1/1 | 1/1 | | | | | |
| 10 | HERBRECHT Sophie | 7/10 | 70 | | | 7/10 | | | | | 1 | | |
| 11 | CANO Stephanie | 0/3 | 0 | | 0/2 | | | 0/1 | | | | | |
| 12 | LEYNAUD Amandine | | | | | | | | | | | | |
| 13 | WENDLING Isabelle | 1/2 | 50 | 1/1 | | 0/1 | | | | | | | |
| 16 | NICOLAS Valerie | | | | | | | | | | | | |
| 19 | VANPARYS-TORRES Christine | 4/5 | 80 | | | 3/4 | | 1/1 | | | | | |
| 20 | TERVEL Raphaelle | 6/7 | 86 | 2/2 | 0/1 | | | 2/2 | 2/2 | 1 | | | |
| 21 | TOUNKARA Maakan | 1/2 | 50 | | 0/1 | | | 1/1 | | 1 | | | |
| 23 | LACRABERE Alexandra | | | | | | | | | | | | |
| 24 | SIGNATE Mariama | 0/1 | 0 | | | | | | 0/1 | 1 | | | |
| | Bench/Team | | | | | | | | | | | | |
| | Totals | 31/46 | 67 | 8/9 | 2/6 | 10/18 | 1/1 | 7/8 | 3/4 | 3 | 1 | 0 | 0 |

| Goalkeepers | | Saves | | | | | | | |
|-------------|------------------|-------|----|-----|------|------|-----|-----|-----|
| No. | Name | S/S | % | 6m | Wing | 9m | 7m | FB | BT |
| 12 | LEYNAUD Amandine | 1/4 | 25 | | 0/1 | 0/2 | | 1/1 | |
| 16 | NICOLAS Valerie | 17/37 | 46 | 4/8 | 1/5 | 6/8 | 0/5 | 4/7 | 2/4 |
| | Totals | 18/41 | 44 | 4/8 | 1/6 | 6/10 | 0/5 | 5/8 | 2/4 |

1st Half

| | |
|-------------|--------------------|
| 0 (2') 1 | KAMTO NJITAM N |
| 0 (4') 2 | BAUDOUIN P |
| 0 (8') 3 | HERBRECHT S |
| 1 (10') 4 | HERBRECHT S |
| 2 (11') 4 | |
| 2 (12') 5 | BAUDOUIN P |
| 2 (12') 6 | PECQUEUX-ROLLAND V |
| 2 (13') 7 | VANPARYS-TORRES C |
| 3 (13') 7 | |
| 3 (15') 8 | TOUNKARA M |
| 3 (15') 9 | PECQUEUX-ROLLAND V |
| 3 (16') 10 | PECQUEUX-ROLLAND V |
| 4 (16') 10 | |
| 4 (17') 11 | PECQUEUX-ROLLAND V |
| 5 (17') 11 | |
| 5 (19') 12 | WENDLING I |
| 5 (22') 13 | VANPARYS-TORRES C |
| 6 (23') 13 | |
| 7 (24') 13 | |
| 8 (26') 13 | |
| 8 (26') 14 | TERVEL R |
| 9 (27') 14 | |
| 10 (28') 14 | |
| 10 (29') 15 | PECQUEUX-ROLLAND V |

2nd Half

| | |
|-------------|--------------------|
| 11 (31') 15 | |
| 11 (33') 16 | TERVEL R |
| 12 (33') 16 | |
| 12 (34') 17 | PECQUEUX-ROLLAND V |
| 13 (34') 17 | |
| 13 (36') 18 | TERVEL R |
| 13 (36') 19 | BAUDOUIN P |
| 14 (37') 19 | |
| 15 (38') 19 | |
| 15 (39') 20 | TERVEL R |
| 16 (40') 20 | |
| 17 (40') 20 | |
| 17 (41') 21 | VANPARYS-TORRES C |
| 18 (41') 21 | |
| 18 (42') 22 | HERBRECHT S |
| 19 (43') 22 | |
| 20 (43') 22 | |
| 20 (44') 23 | HERBRECHT S |
| 20 (46') 24 | BAUDOUIN P |
| 20 (47') 25 | VANPARYS-TORRES C |
| 20 (48') 26 | TERVEL R |
| 21 (49') 26 | |
| 21 (50') 27 | HERBRECHT S |
| 22 (50') 27 | |
| 22 (52') 28 | HERBRECHT S |
| 23 (54') 28 | |
| 23 (54') 29 | TERVEL R |
| 23 (55') 30 | HERBRECHT S |
| 23 (60') 31 | PECQUEUX-ROLLAND V |

| | | | | | |
|-------------------------|------------------------|----------------------------------|-------------------------|-------------------------|-------------------------|
| Legend: | % Efficiency | 2Min 2 Minute Suspensions | 6m 6-metre Shots | 7m 7-metre Shots | 9m 9-metre Shots |
| BT Breakthroughs | EX Exclusions | FB Fast Breaks | G/S Goals/Shots | RC Red Cards | |
| S/S Saves/Shots | Wing Wing Shots | YC Yellow Cards | | | |



MATCH TEAM STATISTICS

参赛队技术统计 / STATISTIQUES DU MATCH PAR ÉQUIPE

CHN 23 - 31 FRA

(10 - 15) (13 - 16)

Referees: (25) KRSTIC N / (26) LJUBIC P (SLO)

CHN - China

| Players | | Shots | | | | | | | | Offence | | Defence | | Penalties | | | | TP |
|---------|---------------|-------|----|-----|------|------|-----|------|-----|---------|----|---------|----|-----------|------|----|----|-------|
| No. | Name | G/S | % | 6m | Wing | 9m | 7m | FB | BT | AS | TF | ST | BS | YC | 2Min | RC | EX | |
| 1 | LIU Guini | | | | | | | | | | | | | | | | | 34:13 |
| 2 | WEI Qiuxiang | | | | | | | | | | 2 | | | | | | | 7:20 |
| 3 | LIU Yun | 7/9 | 78 | 3/5 | | | 4/4 | | | | 1 | | | | | | | 26:50 |
| 7 | ZHANG Geng | | | | | | | | | | | | | | | | | 2:47 |
| 9 | WANG Min | 3/5 | 60 | | 2/2 | | | 1/2 | 0/1 | | 1 | 1 | | 1 | | | | 52:40 |
| 10 | WANG Shasha | 4/8 | 50 | | 1/1 | 1/4 | | 1/2 | 1/1 | 2 | 4 | 2 | | | | | | 55:12 |
| 12 | HUANG Hong | | | | | | | | | | | | | | | | | 25:47 |
| 14 | LIU Xiaomei | 3/9 | 33 | | | 3/8 | | 0/1 | | 5 | 5 | | | 1 | | | | 44:01 |
| 15 | SUN Laimiao | 0/1 | 0 | | | | | 0/1 | | | | | | | 1 | | | 6:35 |
| 18 | WU Wenjuan | 1/7 | 14 | 1/3 | 0/1 | 0/1 | | 0/2 | | 4 | 3 | 2 | | 1 | | | | 48:02 |
| 19 | LI Weiwei | 2/4 | 50 | | | 0/1 | 1/1 | | 1/2 | 2 | 1 | | | | | | | 9:22 |
| 21 | LI Bing | 0/1 | 0 | | | | | 0/1 | | | | 2 | 1 | | | | | 31:12 |
| 22 | HUANG Dongjie | 3/5 | 60 | | 2/3 | | | 1/2 | | 1 | 1 | 1 | | | | | | 60:00 |
| 23 | YAN Meizhu | 0/4 | 0 | | | 0/3 | 0/1 | | | | 1 | | | | | | | 15:59 |
| | Bench/Team | | | | | | | | | | | | | | | | | |
| | Totals | 23/53 | 43 | 4/8 | 5/7 | 4/17 | 5/6 | 3/11 | 2/4 | 14 | 19 | 8 | 1 | 3 | 1 | 0 | 0 | |

| Goalkeepers | | Total Shots | | 6m Shots | | Wing Shots | | 9m Shots | | 7m Shots | | Fast Breaks | | Breakthroughs | |
|-------------|---------------|-------------|----|----------|---|------------|-----|----------|----|----------|---|-------------|----|---------------|---|
| No. | Name | S/S | % | S/S | % | S/S | % | S/S | % | S/S | % | S/S | % | S/S | % |
| 1 | LIU Guini | 7/23 | 30 | 0/7 | 0 | 2/2 | 100 | 4/8 | 50 | | | 1/5 | 20 | 0/1 | 0 |
| 12 | HUANG Hong | 0/15 | 0 | 0/1 | 0 | 0/2 | 0 | 0/6 | 0 | 0/1 | 0 | 0/3 | 0 | 0/2 | 0 |
| | Totals | 7/38 | 18 | 0/8 | 0 | 2/4 | 50 | 4/14 | 29 | 0/1 | 0 | 1/8 | 13 | 0/3 | 0 |

| Team Shots | Goals | Saves | Missed | Post | Blocked | Total | % |
|---------------|-------|-------|--------|------|---------|-------|----|
| 6m Shots | 4 | 4 | 0 | 0 | 0 | 8 | 50 |
| Wing Shots | 5 | 1 | 1 | 0 | 0 | 7 | 71 |
| 9m Shots | 4 | 6 | 1 | 2 | 4 | 17 | 24 |
| 7m Shots | 5 | 0 | 1 | 0 | n/a | 6 | 83 |
| Fast Breaks | 3 | 5 | 1 | 1 | 1 | 11 | 27 |
| Breakthroughs | 2 | 2 | 0 | 0 | 0 | 4 | 50 |
| Totals | 23 | 18 | 4 | 3 | 5 | 53 | 43 |

Number of Attacks: 65, Scoring Efficiency: 35%



MATCH TEAM STATISTICS

参赛队技术统计 / STATISTIQUES DU MATCH PAR ÉQUIPE

CHN 23 - 31 FRA
 (10 - 15) (13 - 16)

Referees: (25) KRSTIC N / (26) LJUBIC P (SLO)

CHN - China

Shots Distribution

Players
Goals / Shots

| | | | | | | |
|----------------|----------------|------------------|-------------------|--------------------|------------------|-----------------|
| 2 WEI Q | 3 LIU Y | 7 ZHANG G | 9 WANG M | 10 WANG S | 14 LIU X | 15 SUN L |
| | 2/2 0/1 1/1 | | 1/1 0/1 | 1/1 | | 0/1 |
| | | | 1/1 | | | |
| | 2/3 | | 1/1 0/1 | 1/2 1/1 1/1 | 1/2 0/1 2/2 | |
| | | | | 1-Missed 2-Blocked | 1-Post 3-Blocked | |
| 18 WU W | 19 LI W | 21 LI B | 22 HUANG D | 23 YAN M | | |
| 0/1 | | | 1/1 | 0/1 | | |
| | | | | | | |
| 0/2 1/1 | 1/2 1/1 | | 2/2 | 0/1 0/1 | | |
| | 1-Post | 1-Post | 2-Missed | 1-Missed | | |

| | | | |
|---------------------------|----------------------|-------------------|--------------------|
| Team | Offence | Defence | Goalkeepers |
| Goals / Shots | | | Saves / Shots |
| 4/6 1/4 1/1 | 2/4 Breakthroughs | 3/4 Breakthroughs | 1/3 1/3 0/3 |
| 1/1 1/4 | 3/8 | 3/6 0/0 | 0/7 1/1 3/6 |
| 6/13 3/6 6/6 | 0/0 4/7 0/4 | 6/9 6/7 | 0/9 0/1 1/5 |
| 4-Missed 3-Post 5-Blocked | 5/6 7m 0/1 1/5 | 1/3 2/2 | 1 LIU G |
| | 3/4 3/11 Fast Breaks | 7/8 Fast Breaks | 1/2 1/2 0/1 |
| | | | 0/7 1/1 3/4 |
| | | | 0/2 |
| | | | 0/7 0/1 0/1 |
| | | | 12 HUANG H |
| | | | 0/1 0/1 0/2 |
| | | | 0/2 |
| | | | 0/7 0/1 0/1 |



MATCH TEAM STATISTICS

参赛队技术统计 / STATISTIQUES DU MATCH PAR ÉQUIPE

CHN 23 - 31 FRA

(10 - 15) (13 - 16)

Referees: (25) KRSTIC N / (26) LJUBIC P (SLO)

FRA - France

| No. | Name | Shots | | | | | | | | Offence | | Defence | | Penalties | | | TP | |
|---------------|----------------------------|-------|-----|-----|------|-------|-----|-----|-----|---------|----|---------|----|-----------|------|----|----|-------|
| | | G/S | % | 6m | Wing | 9m | 7m | FB | BT | AS | TF | ST | BS | YC | 2Min | RC | | EX |
| 4 | KAMTO NJITAM Nina | 1/1 | 100 | 1/1 | | | | | | 1 | 1 | | 2 | | | | | 35:01 |
| 5 | AYGLON Camille | | | | | | | | | | | | | | | | | |
| 8 | PECQUEUX-ROLLAND Veronique | 7/9 | 78 | 4/5 | | 0/1 | | 2/2 | 1/1 | | 2 | | | | | | | 33:31 |
| 9 | BAUDOUIN Paule | 4/6 | 67 | | 2/2 | 0/2 | 1/1 | 1/1 | | 2 | 1 | 1 | | | | | | 52:58 |
| 10 | HERBRECHT Sophie | 7/10 | 70 | | | 7/10 | | | | 4 | 5 | | | | 1 | | | 43:57 |
| 11 | CANO Stephanie | 0/3 | 0 | | 0/2 | | | 0/1 | | | | | | | | | | 33:28 |
| 12 | LEYNAUD Amandine | | | | | | | | | | | | | | | | | 2:54 |
| 13 | WENDLING Isabelle | 1/2 | 50 | 1/1 | | 0/1 | | | | 2 | 2 | | | | | | | 31:11 |
| 16 | NICOLAS Valerie | | | | | | | | | 1 | | | | | | | | 57:06 |
| 19 | VANPARYS-TORRES Christine | 4/5 | 80 | | | 3/4 | | 1/1 | | 1 | 3 | | | | | | | 37:56 |
| 20 | TERVEL Raphaelle | 6/7 | 86 | 2/2 | 0/1 | | | 2/2 | 2/2 | 2 | 3 | | 1 | 1 | | | | 45:13 |
| 21 | TOUNKARA Maakan | 1/2 | 50 | | 0/1 | | | 1/1 | | | 1 | | | 1 | | | | 31:13 |
| 23 | LACRABERE Alexandra | | | | | | | | | | | | | | | | | |
| 24 | SIGNATE Mariama | 0/1 | 0 | | | | | | 0/1 | | | | 1 | 1 | | | | 15:32 |
| | Bench/Team | | | | | | | | | | 1 | | | | | | | |
| Totals | | 31/46 | 67 | 8/9 | 2/6 | 10/18 | 1/1 | 7/8 | 3/4 | 13 | 19 | 1 | 4 | 3 | 1 | 0 | 0 | |

| No. | Name | Total Shots | | 6m Shots | | Wing Shots | | 9m Shots | | 7m Shots | | Fast Breaks | | Breakthroughs | |
|---------------|------------------|-------------|----|----------|----|------------|----|----------|----|----------|---|-------------|-----|---------------|----|
| | | S/S | % | S/S | % | S/S | % | S/S | % | S/S | % | S/S | % | S/S | % |
| 12 | LEYNAUD Amandine | 1/4 | 25 | | | 0/1 | 0 | 0/2 | 0 | | | 1/1 | 100 | | |
| 16 | NICOLAS Valerie | 17/37 | 46 | 4/8 | 50 | 1/5 | 20 | 6/8 | 75 | 0/5 | 0 | 4/7 | 57 | 2/4 | 50 |
| Totals | | 18/41 | 44 | 4/8 | 50 | 1/6 | 17 | 6/10 | 60 | 0/5 | 0 | 5/8 | 63 | 2/4 | 50 |

| Team Shots | Goals | Saves | Missed | Post | Blocked | Total | % |
|---------------|-------|-------|--------|------|---------|-------|-----|
| 6m Shots | 8 | 0 | 1 | 0 | 0 | 9 | 89 |
| Wing Shots | 2 | 2 | 1 | 1 | 0 | 6 | 33 |
| 9m Shots | 10 | 4 | 3 | 0 | 1 | 18 | 56 |
| 7m Shots | 1 | 0 | 0 | 0 | n/a | 1 | 100 |
| Fast Breaks | 7 | 1 | 0 | 0 | 0 | 8 | 88 |
| Breakthroughs | 3 | 0 | 1 | 0 | 0 | 4 | 75 |
| Totals | 31 | 7 | 6 | 1 | 1 | 46 | 67 |

Number of Attacks: 64, Scoring Efficiency: 48%



MATCH TEAM STATISTICS
 参赛队技术统计 / STATISTIQUES DU MATCH PAR ÉQUIPE

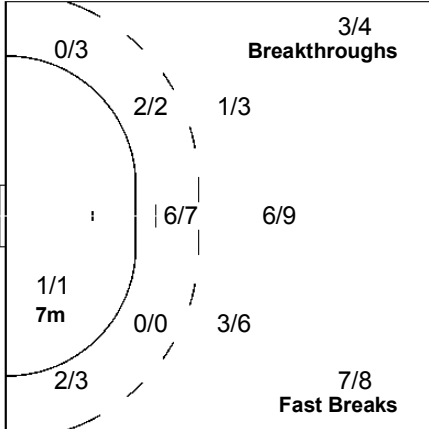
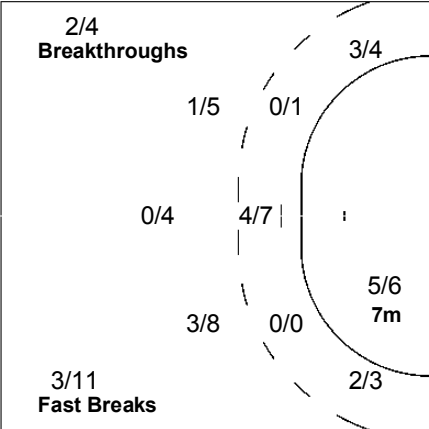
CHN 23 - 31 FRA
 (10 - 15) (13 - 16)

Referees: (25) KRSTIC N / (26) LJUBIC P (SLO)

FRA - France

Shots Distribution

| Players | | | Goals / Shots | | | |
|----------------------|-------------|----------------------|----------------|--------------------|-----------|---------------|
| 4 KAMTO NJITAM N | 5 AYGLON C | 8 PECQUEUX-ROLLAND V | 9 BAUDOIN P | 10 HERBRECHT S | 11 CANO S | 13 WENDLING I |
| 1/1 | | 1/1 1/1 1/1 | 1/1 1/1 | 1/1 | 0/1 0/1 | 0/1 |
| | | 3/3 | 1/1 1/2 | 1/1 | | 1/1 |
| | | | | 3/3 1/1 1/2 | | |
| | | 2-Missed | 1-Missed | 1-Missed 1-Blocked | 1-Missed | |
| 19 VANPARYS-TORRES C | 20 TERVEL R | 21 TOUNKARA M | 23 LACRABERE A | 24 SIGNATE M | | |
| 0/1 | | | | | | |
| 1/1 | | 1/1 | | | | |
| 3/3 | 2/2 2/2 | | | | | |
| | | 1-Post | | 1-Missed | | |

| Team | Offence | Defence | Goalkeepers | | | | | | | | | | | | | | | | | | | | | | | | | | | | | | | | | |
|--|---------|---------|---------------|-----|-----|-----|-----|-----|-----|---|--|--|-----|-----|-----|-----|--|-----|------|-----|-----|--|-----|--|-----|--|-----|-----|-----|-----|-----|--|-----|------|-----|-----|
| Goals / Shots | | | Saves / Shots | | | | | | | | | | | | | | | | | | | | | | | | | | | | | | | | | |
| <table border="1"> <tr><td>2/3</td><td>2/3</td><td>3/3</td></tr> <tr><td>7/7</td><td>0/1</td><td>3/6</td></tr> <tr><td>9/9</td><td>1/1</td><td>4/5</td></tr> </table> <p>6-Missed 1-Post 1-Blocked</p> | 2/3 | 2/3 | 3/3 | 7/7 | 0/1 | 3/6 | 9/9 | 1/1 | 4/5 |  |  | <table border="1"> <tr><td>2/6</td><td>3/4</td><td>0/1</td></tr> <tr><td>0/1</td><td></td><td>3/4</td></tr> <tr><td>7/13</td><td>3/6</td><td>0/6</td></tr> </table> <p>12 LEYNAUD A</p> <table border="1"> <tr><td></td><td>1/1</td><td></td></tr> <tr><td>0/2</td><td></td><td>0/1</td></tr> </table> <p>16 NICOLAS V</p> <table border="1"> <tr><td>2/6</td><td>2/3</td><td>0/1</td></tr> <tr><td>0/1</td><td></td><td>3/4</td></tr> <tr><td>7/11</td><td>3/6</td><td>0/5</td></tr> </table> | 2/6 | 3/4 | 0/1 | 0/1 | | 3/4 | 7/13 | 3/6 | 0/6 | | 1/1 | | 0/2 | | 0/1 | 2/6 | 2/3 | 0/1 | 0/1 | | 3/4 | 7/11 | 3/6 | 0/5 |
| 2/3 | 2/3 | 3/3 | | | | | | | | | | | | | | | | | | | | | | | | | | | | | | | | | | |
| 7/7 | 0/1 | 3/6 | | | | | | | | | | | | | | | | | | | | | | | | | | | | | | | | | | |
| 9/9 | 1/1 | 4/5 | | | | | | | | | | | | | | | | | | | | | | | | | | | | | | | | | | |
| 2/6 | 3/4 | 0/1 | | | | | | | | | | | | | | | | | | | | | | | | | | | | | | | | | | |
| 0/1 | | 3/4 | | | | | | | | | | | | | | | | | | | | | | | | | | | | | | | | | | |
| 7/13 | 3/6 | 0/6 | | | | | | | | | | | | | | | | | | | | | | | | | | | | | | | | | | |
| | 1/1 | | | | | | | | | | | | | | | | | | | | | | | | | | | | | | | | | | | |
| 0/2 | | 0/1 | | | | | | | | | | | | | | | | | | | | | | | | | | | | | | | | | | |
| 2/6 | 2/3 | 0/1 | | | | | | | | | | | | | | | | | | | | | | | | | | | | | | | | | | |
| 0/1 | | 3/4 | | | | | | | | | | | | | | | | | | | | | | | | | | | | | | | | | | |
| 7/11 | 3/6 | 0/5 | | | | | | | | | | | | | | | | | | | | | | | | | | | | | | | | | | |

| Legend: | | | | | | | |
|---------|------------------|------|----------------------|------|---------------|-----|---------------|
| % | Efficiency | 2Min | 2 Minute Suspensions | 6m | 6-metre Shots | 7m | 7-metre Shots |
| AS | Assists | BS | Blocked Shots | BT | Breakthroughs | EX | Exclusions |
| G/S | Goals/Shots | n/a | not applicable | RC | Red Cards | S/S | Saves/Shots |
| TF | Technical Faults | TP | Time Played | Wing | Wing Shots | YC | Yellow Cards |
| | | | | | | 9m | 9-metre Shots |
| | | | | | | FB | Fast Breaks |
| | | | | | | ST | Steals |



RESULTS
 比赛成绩 / RÉSULTATS
KOR 33 - 28 HUN
 (13 - 15) (20 - 13)

Referees: (23) CHERNEGA I / (24) POLADENKO V (RUS)

RUNNING SCORE
KOR - HUN

KOR - Korea

| Players | | Shots | | | | | | | | Penalties | | | |
|---------|---------------|-------|-----|-----|------|------|-----|------|-----|-----------|------|----|----|
| No. | Name | G/S | % | 6m | Wing | 9m | 7m | FB | BT | YC | 2Min | RC | EX |
| 1 | OH Yongran | | | | | | | | | | | | |
| 3 | KIM Ona | 4/6 | 67 | | | 0/1 | | | 4/5 | | | | |
| 4 | HUH Soonyoung | 1/1 | 100 | | | | | 1/1 | | | | | |
| 6 | SONG Hairim | | | | | | | | | | | | |
| 7 | KIM Namsun | | | | | | | | | | | | |
| 9 | KIM Chayoun | 1/2 | 50 | 0/1 | | | | 1/1 | | 1 | 1 | | |
| 10 | OH Seongok | 0/3 | 0 | | 0/1 | 0/1 | | | 0/1 | 1 | 1 | | |
| 11 | HONG Jeongho | 8/9 | 89 | 2/2 | | 0/1 | 6/6 | | | | | | |
| 13 | PARK Chunghee | 5/8 | 63 | | 3/6 | | | 1/1 | 1/1 | | | | |
| 16 | LEE Minhee | | | | | | | | | | | | |
| 17 | AN Junghwa | 3/9 | 33 | | 0/4 | | | 3/5 | | | | | |
| 18 | BAE Minhee | | | | | | | | | | | | |
| 19 | CHOI Imjeong | 1/2 | 50 | | | 1/2 | | | | 1 | 1 | | |
| 20 | MOON Pilhee | 10/18 | 56 | 1/2 | | 6/12 | | 2/2 | 1/2 | | | | |
| | Bench/Team | | | | | | | | | | | | |
| Totals | | 33/58 | 57 | 3/5 | 3/11 | 7/17 | 6/6 | 8/10 | 6/9 | 3 | 3 | 0 | 0 |

| Goalkeepers | | Saves | | | | | | | |
|-------------|------------|-------|----|-----|------|------|-----|-----|-----|
| No. | Name | S/S | % | 6m | Wing | 9m | 7m | FB | BT |
| 1 | OH Yongran | 4/16 | 25 | 0/2 | 0/3 | 3/5 | 0/1 | 1/2 | 0/3 |
| 16 | LEE Minhee | 10/26 | 38 | 0/6 | 5/7 | 4/8 | 0/2 | 1/3 | |
| Totals | | 14/42 | 33 | 0/8 | 5/10 | 7/13 | 0/3 | 2/5 | 0/3 |

HUN - Hungary

| Players | | Shots | | | | | | | | Penalties | | | |
|---------|---------------------|-------|-----|-----|------|------|-----|-----|-----|-----------|------|----|----|
| No. | Name | G/S | % | 6m | Wing | 9m | 7m | FB | BT | YC | 2Min | RC | EX |
| 2 | FERLING Bernadett | 7/13 | 54 | 1/1 | 0/1 | 3/8 | | 1/1 | 2/2 | | | | |
| 6 | VERTEN Orsolya | | | | | | | | | | | | |
| 10 | PIGNICZKI Krisztina | 1/3 | 33 | | 0/1 | 1/2 | | | | | | | |
| 12 | HERR Orsolya | | | | | | | | | | | | |
| 13 | GORBICZ Anita | 5/11 | 45 | 1/1 | 3/3 | 1/6 | | 0/1 | | | 1 | | |
| 16 | PALINGER Katalin | | | | | | | | | | | | |
| 17 | TOTH Tímea | 3/3 | 100 | | | | 3/3 | | | | | | |
| 18 | SZAMORANSKY Piroska | 1/3 | 33 | 1/2 | | | | 0/1 | | 1 | | | |
| 22 | BODI Bernadett | | | | | | | | | | 1 | | |
| 23 | SZUCS Gabriella | | | | | | | | | | | | |
| 26 | BORBAS Rita | 5/5 | 100 | 4/4 | | | | | 1/1 | | 1 | | |
| 31 | HORNYAK Agnes | 3/4 | 75 | 1/1 | 1/1 | 0/1 | | 1/1 | | | 2 | | |
| 83 | KOVACSICZ Monika | 2/6 | 33 | | 1/4 | | | 1/2 | | 1 | 1 | | |
| 87 | TOMORI Szusanna | 1/2 | 50 | | | 1/2 | | | | 1 | 1 | | |
| | Bench/Team | | | | | | | | | | | | |
| Totals | | 28/50 | 56 | 8/9 | 5/10 | 6/19 | 3/3 | 3/6 | 3/3 | 3 | 7 | 0 | 0 |

| Goalkeepers | | Saves | | | | | | | |
|-------------|------------------|-------|----|-----|------|------|-----|------|-----|
| No. | Name | S/S | % | 6m | Wing | 9m | 7m | FB | BT |
| 12 | HERR Orsolya | 0/1 | 0 | | | | 0/1 | | |
| 16 | PALINGER Katalin | 16/48 | 33 | 1/4 | 7/10 | 5/12 | 0/5 | 2/10 | 1/7 |
| Totals | | 16/49 | 33 | 1/4 | 7/10 | 5/12 | 0/6 | 2/10 | 1/7 |

1st Half

| | | | |
|--------|-------------|---------------|--|
| AN J | 1 (2') 0 | | |
| | 1 (3') 1 | TOMORI Z | |
| | 1 (4') 2 | FERLING B | |
| MOON P | 2 (4') 2 | | |
| | 2 (5') 3 | GORBICZ A | |
| | 2 (6') 4 | GORBICZ A | |
| | 2 (6') 5 | HORNYAK A | |
| | 2 (7') 6 | KOVACSICZ M | |
| PARK C | 3 (8') 6 | | |
| KIM O | 4 (9') 6 | | |
| MOON P | 5 (10') 6 | | |
| KIM O | 6 (11') 6 | | |
| MOON P | 7 (11') 6 | | |
| | 7 (12') 7 | TOTH T | |
| CHOI I | 8 (12') 7 | | |
| | 8 (13') 8 | SZAMORANSKY P | |
| HONG J | 9 (13') 8 | | |
| AN J | 10 (16') 8 | | |
| MOON P | 11 (17') 8 | | |
| | 11 (19') 9 | FERLING B | |
| | 11 (21') 10 | BORBAS R | |
| | 11 (23') 11 | BORBAS R | |
| | 11 (24') 12 | FERLING B | |
| | 11 (27') 13 | GORBICZ A | |
| HONG J | 12 (27') 13 | | |
| | 12 (28') 14 | FERLING B | |
| | 12 (29') 15 | HORNYAK A | |
| HONG J | 13 (30') 15 | | |

2nd Half

| | | | |
|--------|-------------|-------------|--|
| KIM C | 14 (31') 15 | | |
| PARK C | 15 (33') 15 | | |
| | 15 (33') 16 | FERLING B | |
| | 15 (34') 17 | KOVACSICZ M | |
| MOON P | 16 (34') 17 | | |
| HUH S | 17 (36') 17 | | |
| | 17 (37') 18 | HORNYAK A | |
| PARK C | 18 (37') 18 | | |
| MOON P | 19 (40') 18 | | |
| | 19 (40') 19 | FERLING B | |
| KIM O | 20 (41') 19 | | |
| | 20 (42') 20 | BORBAS R | |
| MOON P | 21 (43') 20 | | |
| | 21 (44') 21 | BORBAS R | |
| HONG J | 22 (44') 21 | | |
| | 22 (45') 22 | GORBICZ A | |
| HONG J | 23 (46') 22 | | |
| | 23 (46') 23 | FERLING B | |
| MOON P | 24 (47') 23 | | |
| | 24 (47') 24 | BORBAS R | |
| HONG J | 25 (48') 24 | | |
| | 25 (49') 25 | GORBICZ A | |
| KIM O | 26 (50') 25 | | |
| | 26 (50') 26 | TOTH T | |
| HONG J | 27 (52') 26 | | |
| | 27 (53') 27 | PIGNICZKI K | |
| HONG J | 28 (54') 27 | | |
| AN J | 29 (55') 27 | | |
| PARK C | 30 (56') 27 | | |
| MOON P | 31 (57') 27 | | |
| PARK C | 32 (58') 27 | | |
| MOON P | 33 (59') 27 | | |
| | 33 (59') 28 | TOTH T | |

| | | | | | | | | | |
|----------------|---------------|------|----------------------|----|---------------|-----|---------------|----|---------------|
| Legend: | | | | | | | | | |
| % | Efficiency | 2Min | 2 Minute Suspensions | 6m | 6-metre Shots | 7m | 7-metre Shots | 9m | 9-metre Shots |
| BT | Breakthroughs | EX | Exclusions | FB | Fast Breaks | G/S | Goals/Shots | RC | Red Cards |
| S/S | Saves/Shots | Wing | Wing Shots | YC | Yellow Cards | | | | |



MATCH TEAM STATISTICS

参赛队技术统计 / STATISTIQUES DU MATCH PAR ÉQUIPE

KOR 33 - 28 HUN

(13 - 15) (20 - 13)

Referees: (23) CHERNEGA I / (24) POLADENKO V (RUS)

KOR - Korea

| No. | Name | Shots | | | | | | | | Offence | | Defence | | Penalties | | | | TP |
|---------------|---------------|-------|-----|-----|------|------|-----|------|-----|---------|-----|---------|----|-----------|------|----|----|-------|
| | | G/S | % | 6m | Wing | 9m | 7m | FB | BT | AS | TF | ST | BS | YC | 2Min | RC | EX | |
| 1 | OH Yongran | | | | | | | | | | | | | | | | | 22:03 |
| 3 | KIM Ona | 4/6 | 67 | | | 0/1 | | | | 4/5 | 4 | 2 | | | | | | 22:22 |
| 4 | HUH Soonyoung | 1/1 | 100 | | | | | | | 1/1 | 1 | | 1 | | | | | 45:12 |
| 6 | SONG Hairim | | | | | | | | | | | | | | | | | |
| 7 | KIM Namsun | | | | | | | | | | | | | | | | | |
| 9 | KIM Chayoun | 1/2 | 50 | 0/1 | | | | | | 1/1 | | | 1 | 1 | 1 | | | 34:17 |
| 10 | OH Seongok | 0/3 | 0 | | 0/1 | 0/1 | | | | 0/1 | 1 | 1 | 1 | 1 | 1 | | | 19:31 |
| 11 | HONG Jeongho | 8/9 | 89 | 2/2 | | 0/1 | 6/6 | | | | 3 | 2 | 1 | 1 | | | | 30:31 |
| 13 | PARK Chunghee | 5/8 | 63 | | 3/6 | | | | | 1/1 | 1/1 | 2 | 1 | | | | | 60:00 |
| 16 | LEE Minhee | | | | | | | | | | | | | | | | | 37:57 |
| 17 | AN Junghwa | 3/9 | 33 | | 0/4 | | | | | 3/5 | 3 | 1 | 3 | | | | | 60:00 |
| 18 | BAE Minhee | | | | | | | | | | | | | | | | | |
| 19 | CHOI Imjeong | 1/2 | 50 | | | 1/2 | | | | | 1 | 1 | | 1 | 1 | | | 28:07 |
| 20 | MOON Pilhee | 10/18 | 56 | 1/2 | | 6/12 | | | | 2/2 | 1/2 | 4 | 2 | 1 | 1 | | | 60:00 |
| | Bench/Team | | | | | | | | | | | | | | | | | |
| Totals | | 33/58 | 57 | 3/5 | 3/11 | 7/17 | 6/6 | 8/10 | 6/9 | 18 | 10 | 8 | 3 | 3 | 3 | 0 | 0 | |

| No. | Name | Total Shots | | 6m Shots | | Wing Shots | | 9m Shots | | 7m Shots | | Fast Breaks | | Breakthroughs | |
|---------------|------------|-------------|----|----------|---|------------|----|----------|----|----------|---|-------------|----|---------------|---|
| | | S/S | % | S/S | % | S/S | % | S/S | % | S/S | % | S/S | % | S/S | % |
| 1 | OH Yongran | 4/16 | 25 | 0/2 | 0 | 0/3 | 0 | 3/5 | 60 | 0/1 | 0 | 1/2 | 50 | 0/3 | 0 |
| 16 | LEE Minhee | 10/26 | 38 | 0/6 | 0 | 5/7 | 71 | 4/8 | 50 | 0/2 | 0 | 1/3 | 33 | | |
| Totals | | 14/42 | 33 | 0/8 | 0 | 5/10 | 50 | 7/13 | 54 | 0/3 | 0 | 2/5 | 40 | 0/3 | 0 |

| Team Shots | Goals | Saves | Missed | Post | Blocked | Total | % |
|---------------|-------|-------|--------|------|---------|-------|-----|
| 6m Shots | 3 | 1 | 1 | 0 | 0 | 5 | 60 |
| Wing Shots | 3 | 7 | 0 | 1 | 0 | 11 | 27 |
| 9m Shots | 7 | 5 | 0 | 0 | 5 | 17 | 41 |
| 7m Shots | 6 | 0 | 0 | 0 | n/a | 6 | 100 |
| Fast Breaks | 8 | 2 | 0 | 0 | 0 | 10 | 80 |
| Breakthroughs | 6 | 1 | 0 | 2 | 0 | 9 | 67 |
| Totals | 33 | 16 | 1 | 3 | 5 | 58 | 57 |

Number of Attacks: 62, Scoring Efficiency: 53%



MATCH TEAM STATISTICS
 参赛队技术统计 / STATISTIQUES DU MATCH PAR ÉQUIPE

KOR 33 - 28 HUN
 (13 - 15) (20 - 13)

Referees: (23) CHERNEGA I / (24) POLADENKO V (RUS)

KOR - Korea

Shots Distribution

Players
Goals / Shots

| | | | | | | | | | | | | | | | | | | | | |
|-----------|-----|-----|---------|-----|-----|----------|--|--|-------------------------------------|--|-----|------------------|-----|-----|---------|--|--|-----------|--|-----|
| 3 KIM O | | | 4 HUH S | | | 6 SONG H | | | 7 KIM N | | | 9 KIM C | | | 10 OH S | | | 11 HONG J | | |
| | | 1/1 | 1/1 | | | | | | | | | | | 0/1 | | | | 1/1 | | 0/1 |
| | 1/1 | | | | | | | | | | | | | | | | | | | |
| 2/2 | 0/1 | | | | | | | | | | | 0/1 | 1/1 | | | | | 2/2 | | 5/5 |
| 1-Blocked | | | | | | | | | | | | 1-Post 1-Blocked | | | | | | | | |
| 13 PARK C | | | 17 AN J | | | 18 BAE M | | | 19 CHOI I | | | 20 MOON P | | | | | | | | |
| 1/1 | | | | 0/2 | | | | | | | 1/1 | 5/5 | | 0/1 | | | | | | |
| 0/2 | | 1/1 | | | 0/2 | | | | | | | | | | | | | | | |
| 1/1 | 1/1 | 1/1 | 0/1 | 1/2 | 2/2 | | | | | | | 1/2 | 2/3 | 2/3 | | | | | | |
| 1-Post | | | | | | | | | 1-Blocked 1-Missed 1-Post 2-Blocked | | | | | | | | | | | |

| Team | Offence | Defence | Goalkeepers | | | | | | | | | | | | | | | | | | | | | | | | | | | | | | | | | | | | |
|--|---------|---------|---------------|-----|-----|-----|-----|-----|-------|--|--|---|-----|-----|-----|-----|--|-----|-----|-----|------|-----|-----|-----|-----|--|-----|-----|-----|-----|-----|-----|-----|-----|--|-----|-----|-----|-----|
| Goals / Shots | | | Saves / Shots | | | | | | | | | | | | | | | | | | | | | | | | | | | | | | | | | | | | |
| <table border="1"> <tr><td>8/8</td><td>0/3</td><td>2/4</td></tr> <tr><td>0/2</td><td>1/1</td><td>1/3</td></tr> <tr><td>6/9</td><td>5/8</td><td>10/11</td></tr> </table> <p>1-Missed 3-Post 5-Blocked</p> | 8/8 | 0/3 | 2/4 | 0/2 | 1/1 | 1/3 | 6/9 | 5/8 | 10/11 | | | <table border="1"> <tr><td>3/7</td><td>2/5</td><td>0/4</td></tr> <tr><td>1/3</td><td></td><td>3/3</td></tr> <tr><td>0/5</td><td>3/4</td><td>2/11</td></tr> </table> <p>1 OH Y</p> <table border="1"> <tr><td>0/2</td><td>1/2</td><td>0/1</td></tr> <tr><td>0/1</td><td></td><td>1/1</td></tr> <tr><td>0/2</td><td>0/1</td><td>2/6</td></tr> </table> <p>16 LEE M</p> <table border="1"> <tr><td>3/5</td><td>1/3</td><td>0/3</td></tr> <tr><td>1/2</td><td></td><td>2/2</td></tr> <tr><td>0/3</td><td>3/3</td><td>0/5</td></tr> </table> | 3/7 | 2/5 | 0/4 | 1/3 | | 3/3 | 0/5 | 3/4 | 2/11 | 0/2 | 1/2 | 0/1 | 0/1 | | 1/1 | 0/2 | 0/1 | 2/6 | 3/5 | 1/3 | 0/3 | 1/2 | | 2/2 | 0/3 | 3/3 | 0/5 |
| 8/8 | 0/3 | 2/4 | | | | | | | | | | | | | | | | | | | | | | | | | | | | | | | | | | | | | |
| 0/2 | 1/1 | 1/3 | | | | | | | | | | | | | | | | | | | | | | | | | | | | | | | | | | | | | |
| 6/9 | 5/8 | 10/11 | | | | | | | | | | | | | | | | | | | | | | | | | | | | | | | | | | | | | |
| 3/7 | 2/5 | 0/4 | | | | | | | | | | | | | | | | | | | | | | | | | | | | | | | | | | | | | |
| 1/3 | | 3/3 | | | | | | | | | | | | | | | | | | | | | | | | | | | | | | | | | | | | | |
| 0/5 | 3/4 | 2/11 | | | | | | | | | | | | | | | | | | | | | | | | | | | | | | | | | | | | | |
| 0/2 | 1/2 | 0/1 | | | | | | | | | | | | | | | | | | | | | | | | | | | | | | | | | | | | | |
| 0/1 | | 1/1 | | | | | | | | | | | | | | | | | | | | | | | | | | | | | | | | | | | | | |
| 0/2 | 0/1 | 2/6 | | | | | | | | | | | | | | | | | | | | | | | | | | | | | | | | | | | | | |
| 3/5 | 1/3 | 0/3 | | | | | | | | | | | | | | | | | | | | | | | | | | | | | | | | | | | | | |
| 1/2 | | 2/2 | | | | | | | | | | | | | | | | | | | | | | | | | | | | | | | | | | | | | |
| 0/3 | 3/3 | 0/5 | | | | | | | | | | | | | | | | | | | | | | | | | | | | | | | | | | | | | |



MATCH TEAM STATISTICS

参赛队技术统计 / STATISTIQUES DU MATCH PAR ÉQUIPE

KOR 33 - 28 HUN

(13 - 15) (20 - 13)

Referees: (23) CHERNEGA I / (24) POLADENKO V (RUS)

HUN - Hungary

| No. | Name | Shots | | | | | | | | Offence | | Defence | | Penalties | | | TP | |
|---------------|---------------------|-------|-----|-----|------|------|-----|-----|-----|---------|----|---------|----|-----------|------|----|----|-------|
| | | G/S | % | 6m | Wing | 9m | 7m | FB | BT | AS | TF | ST | BS | YC | 2Min | RC | | EX |
| 2 | FERLING Bernadett | 7/13 | 54 | 1/1 | 0/1 | 3/8 | | 1/1 | 2/2 | 4 | 2 | | | | | | | 41:20 |
| 6 | VERTEN Orsolya | | | | | | | | | | | | | | | | | |
| 10 | PIGNICZKI Krisztina | 1/3 | 33 | | 0/1 | 1/2 | | | | 3 | 2 | 2 | | | | | | 54:20 |
| 12 | HERR Orsolya | | | | | | | | | | | | | | | | | 0:13 |
| 13 | GORBICZ Anita | 5/11 | 45 | 1/1 | 3/3 | 1/6 | | 0/1 | | 2 | 4 | | | | 1 | | | 60:00 |
| 16 | PALINGER Katalin | | | | | | | | | | | | | | | | | 59:47 |
| 17 | TOTH Timea | 3/3 | 100 | | | | 3/3 | | | | 1 | | | | | | | 4:22 |
| 18 | SZAMORANSKY Piroska | 1/3 | 33 | 1/2 | | | | 0/1 | | | | | | 1 | | | | 20:15 |
| 22 | BODI Bernadett | | | | | | | | | 2 | | 1 | | | 1 | | | 37:21 |
| 23 | SZUCS Gabriella | | | | | | | | | | | | | | | | | 0:45 |
| 26 | BORBAS Rita | 5/5 | 100 | 4/4 | | | | | 1/1 | | 2 | | | | | 1 | | 32:37 |
| 31 | HORNYAK Agnes | 3/4 | 75 | 1/1 | 1/1 | 0/1 | | 1/1 | | 2 | | | | | | 2 | | 42:31 |
| 83 | KOVACSICZ Monika | 2/6 | 33 | | 1/4 | | | 1/2 | | | 2 | 1 | 1 | 1 | 1 | | | 33:20 |
| 87 | TOMORI Zsuzsanna | 1/2 | 50 | | | 1/2 | | | | 1 | 2 | | 5 | 1 | 1 | | | 33:09 |
| | Bench/Team | | | | | | | | | | 1 | | | | | | | |
| Totals | | 28/50 | 56 | 8/9 | 5/10 | 6/19 | 3/3 | 3/6 | 3/3 | 14 | 16 | 4 | 6 | 3 | 7 | 0 | 0 | |

| No. | Name | Total Shots | | 6m Shots | | Wing Shots | | 9m Shots | | 7m Shots | | Fast Breaks | | Breakthroughs | |
|---------------|------------------|-------------|----|----------|----|------------|----|----------|----|----------|---|-------------|----|---------------|----|
| | | S/S | % | S/S | % | S/S | % | S/S | % | S/S | % | S/S | % | S/S | % |
| 12 | HERR Orsolya | 0/1 | 0 | | | | | | | 0/1 | 0 | | | | |
| 16 | PALINGER Katalin | 16/48 | 33 | 1/4 | 25 | 7/10 | 70 | 5/12 | 42 | 0/5 | 0 | 2/10 | 20 | 1/7 | 14 |
| Totals | | 16/49 | 33 | 1/4 | 25 | 7/10 | 70 | 5/12 | 42 | 0/6 | 0 | 2/10 | 20 | 1/7 | 14 |

| Team Shots | Goals | Saves | Missed | Post | Blocked | Total | % |
|---------------|-------|-------|--------|------|---------|-------|-----|
| 6m Shots | 8 | 0 | 0 | 1 | 0 | 9 | 89 |
| Wing Shots | 5 | 5 | 0 | 0 | 0 | 10 | 50 |
| 9m Shots | 6 | 7 | 3 | 0 | 3 | 19 | 32 |
| 7m Shots | 3 | 0 | 0 | 0 | n/a | 3 | 100 |
| Fast Breaks | 3 | 2 | 0 | 1 | 0 | 6 | 50 |
| Breakthroughs | 3 | 0 | 0 | 0 | 0 | 3 | 100 |
| Totals | 28 | 14 | 3 | 2 | 3 | 50 | 56 |

Number of Attacks: 62, Scoring Efficiency: 45%



MATCH TEAM STATISTICS
 参赛队技术统计 / STATISTIQUES DU MATCH PAR ÉQUIPE

KOR 33 - 28 HUN
 (13 - 15) (20 - 13)

Referees: (23) CHERNEGA I / (24) POLADENKO V (RUS)

HUN - Hungary

Shots Distribution

| Players | | | Goals / Shots | | | |
|-------------|-------------|----------------|----------------|-------------|------------------|-----------|
| 2 FERLING B | 6 VERTEN O | 10 PIGNICZKI K | 13 GORBICZ A | 17 TOTH T | 18 SZAMORANSKY P | 22 BODI B |
| 1/3 | | 1/1 | 0/1 0/1 | 1/1 | 1/1 | |
| | | | 2/2 1/1 2/3 | 2/2 | | |
| 1-Missed | | 1-Missed | 2-Blocked | | 2-Post | |
| 23 SZUCS G | 26 BORBAS R | 31 HORNYAK A | 83 KOVACSICZ M | 87 TOMORI Z | | |
| | 2/2 | 1/1 | 0/1 1/1 | 1/1 | | |
| | 2/2 | 1/1 | 1/2 0/2 | | | |
| | 1/1 | 1/2 | | | | 1-Blocked |

| Team | Offence | Defence | Goalkeepers |
|---------------|-------------------|-------------------|---------------|
| Goals / Shots | | | Saves / Shots |
| 4/7 | 3/3 Breakthroughs | 6/9 Breakthroughs | 0/8 |
| 2/3 | 2/2 | 2/5 | 2/2 |
| 5/5 | 2/5 | 1/1 | 3/9 |
| 3-Missed | 4/5 | 4/9 | 3/3 |
| 2-Post | 2/7 | 0/1 | 0/1 |
| 3-Blocked | 3/3 7m | 1/3 | 3/8 |
| | 2/2 | 2/3 | 2/4 |
| | 2/7 | 6/6 7m | 2/3 |
| | 3/6 Fast Breaks | 3/6 | 1/11 |
| | 8/10 Fast Breaks | | |
| | | | 12 HERR O |
| | | | 0/1 |
| | | | 16 PALINGER K |
| | | | 0/8 |
| | | | 2/2 |
| | | | 3/9 |
| | | | 3/3 |
| | | | 2/4 |
| | | | 0/1 |
| | | | 2/3 |
| | | | 1/11 |

| Legend: | | | | | | | |
|---------|------------------|------|----------------------|------|---------------|-----|---------------|
| % | Efficiency | 2Min | 2 Minute Suspensions | 6m | 6-metre Shots | 7m | 7-metre Shots |
| AS | Assists | BS | Blocked Shots | BT | Breakthroughs | EX | Exclusions |
| G/S | Goals/Shots | n/a | not applicable | RC | Red Cards | S/S | Saves/Shots |
| TF | Technical Faults | TP | Time Played | Wing | Wing Shots | YC | Yellow Cards |
| | | | | | | 9m | 9-metre Shots |
| | | | | | | FB | Fast Breaks |
| | | | | | | ST | Steals |



RESULTS

比赛成绩 / RÉSULTATS

NOR 34 - 27 RUS

(18 - 13) (16 - 14)

Referees: (11) BORD G / (12) BUY O (FRA)

RUNNING SCORE

NOR - RUS

NOR - Norway

| Players | | Shots | | | | | | | | Penalties | | | |
|---------|----------------------------|-------|-----|-----|------|-------|-----|-------|-----|-----------|------|----|----|
| No. | Name | G/S | % | 6m | Wing | 9m | 7m | FB | BT | YC | 2Min | RC | EX |
| 1 | GRIMSBOE Kari Aalvik | | | | | | | | | | | | |
| 3 | NYBERG Katja | 4/8 | 50 | | | 3/7 | | | 1/1 | | | | |
| 4 | AAMODT Ragnhild | 1/1 | 100 | | 1/1 | | | | | | 1 | | |
| 5 | SNORROEGGEN Goeril | 1/1 | 100 | | | 1/1 | | | | | 1 | | |
| 6 | LYBEKK Else Marthe Soerlie | 7/9 | 78 | 4/4 | | | | 3/5 | | 1 | | | |
| 7 | NOESTVOLD Tonje | 3/5 | 60 | | | 3/5 | | | | | | | |
| 8 | BREIVANG Karoline Dyhre | 0/1 | 0 | | | 0/1 | | | | 1 | | | |
| 9 | LUNDE Kristine | | | | | | | | | | | | |
| 10 | HAMMERSENG Gro | 2/5 | 40 | | | 0/2 | | 2/3 | | 1 | 1 | | |
| 11 | JOHANSEN Kari Mette | 3/6 | 50 | 0/1 | 3/4 | | | 0/1 | | | | | |
| 13 | FRAFJORD Marit Malm | 2/3 | 67 | 0/1 | | | | 2/2 | | | | | |
| 14 | LARSEN Tonje | 2/6 | 33 | | | 2/6 | | | | | | | |
| 16 | HARALDSEN Katrine Lunde | | | | | | | | | | | | |
| 18 | RIEGELHUTH Linn-Kristin | 9/10 | 90 | | | 1/2 | 3/3 | 5/5 | | | | | |
| | Bench/Team | | | | | | | | | | | | |
| | Totals | 34/55 | 62 | 4/6 | 4/5 | 10/24 | 3/3 | 12/16 | 1/1 | 3 | 3 | 0 | 0 |

| Goalkeepers | | Saves | | | | | | | |
|-------------|-------------------------|-------|----|------|------|-------|-----|-----|-----|
| No. | Name | S/S | % | 6m | Wing | 9m | 7m | FB | BT |
| 1 | GRIMSBOE Kari Aalvik | 2/7 | 29 | 0/2 | | 0/1 | 2/2 | 0/2 | |
| 16 | HARALDSEN Katrine Lunde | 14/36 | 39 | 2/10 | 1/1 | 10/16 | 1/3 | 0/4 | 0/2 |
| | Totals | 16/43 | 37 | 2/12 | 1/1 | 10/17 | 3/5 | 0/6 | 0/2 |

RUS - Russian Fed.

| Players | | Shots | | | | | | | | Penalties | | | |
|---------|-----------------------|-------|-----|-------|------|------|-----|-----|-----|-----------|------|----|----|
| No. | Name | G/S | % | 6m | Wing | 9m | 7m | FB | BT | YC | 2Min | RC | EX |
| 1 | SUSLINA Inna | | | | | | | | | | | | |
| 3 | POLTORATSKAYA Irina | 1/6 | 17 | 1/2 | | 0/4 | | | | | | | |
| 4 | ROMENSKAYA Oxana | | | | | | | | | | | | |
| 5 | POSTNOVA Liudmila | 3/11 | 27 | | 0/1 | 2/9 | | 1/1 | | 1 | 1 | | |
| 6 | KAREEVA Anna | | | | | | | | | | | | |
| 8 | ANDRYUSHINA Ekaterina | 4/5 | 80 | 1/2 | | 1/1 | | 2/2 | | | | | |
| 9 | USKOVA Yana | | | | | | | | | | | | |
| 10 | POLENOVA Elena | 4/10 | 40 | | | 2/7 | 2/3 | | | | | | |
| 11 | TUREY Emiliya | 0/2 | 0 | | | 0/1 | 0/1 | | | | | | |
| 15 | SHIPILOVA Natalia | 3/4 | 75 | 2/2 | | | | 1/2 | | | 1 | | |
| 16 | SIDOROVA Maria | | | | | | | | | | | | |
| 17 | MARENNIKOVA Ekaterina | 1/1 | 100 | | | | | | 1/1 | | | | |
| 19 | DMITRIEVA Elena | 5/6 | 83 | 3/3 | 0/1 | | | 2/2 | | | | | |
| 24 | BLIZNOVA Irina | 6/10 | 60 | 3/3 | | 2/4 | 0/1 | 0/1 | 1/1 | 1 | | | |
| | Bench/Team | | | | | | | | | | | | |
| | Totals | 27/55 | 49 | 10/12 | 0/2 | 7/26 | 2/5 | 6/8 | 2/2 | 2 | 2 | 0 | 0 |

| Goalkeepers | | Saves | | | | | | | |
|-------------|----------------|-------|----|-----|------|------|-----|------|-----|
| No. | Name | S/S | % | 6m | Wing | 9m | 7m | FB | BT |
| 1 | SUSLINA Inna | 3/16 | 19 | 0/1 | 0/1 | 1/5 | 0/1 | 2/7 | 0/1 |
| 16 | SIDOROVA Maria | 5/26 | 19 | 2/5 | 1/4 | 2/8 | 0/2 | 0/7 | |
| | Totals | 8/42 | 19 | 2/6 | 1/5 | 3/13 | 0/3 | 2/14 | 0/1 |

| 1st Half | |
|--------------|-------------------------|
| LYBEKK EMS | 1 (2') 0 |
| JOHANSEN KM | 2 (3') 0 |
| HAMMERSENG G | 3 (4') 0 |
| | 3 (4') 1 BLIZNOVA I |
| RIEGELHUTH L | 4 (5') 1 |
| RIEGELHUTH L | 5 (5') 1 |
| LYBEKK EMS | 6 (6') 1 |
| LARSEN T | 7 (7') 1 |
| RIEGELHUTH L | 8 (8') 1 |
| | 8 (8') 2 BLIZNOVA I |
| RIEGELHUTH L | 9 (9') 2 |
| | 9 (10') 3 SHIPILOVA N |
| JOHANSEN KM | 10 (11') 3 |
| LYBEKK EMS | 11 (12') 3 |
| LYBEKK EMS | 12 (14') 3 |
| RIEGELHUTH L | 13 (15') 3 |
| | 13 (16') 4 DMITRIEVA E |
| NOESTVOLD T | 14 (17') 4 |
| | 14 (17') 5 DMITRIEVA E |
| | 14 (18') 6 BLIZNOVA I |
| | 14 (20') 7 BLIZNOVA I |
| NYBERG K | 15 (21') 7 |
| | 15 (22') 8 POLENOVA E |
| JOHANSEN KM | 16 (22') 8 |
| FRAFJORD MM | 17 (23') 8 |
| | 17 (23') 9 POLENOVA E |
| | 17 (25') 10 POLENOVA E |
| FRAFJORD MM | 18 (26') 10 |
| | 18 (26') 11 POSTNOVA L |
| | 18 (28') 12 DMITRIEVA E |
| | 18 (29') 13 BLIZNOVA I |

| 2nd Half | |
|---------------|-----------------------------|
| LARSEN T | 19 (32') 13 |
| RIEGELHUTH L | 20 (33') 13 |
| | 20 (35') 14 MARENNIKOVA E |
| AAMODT R | 21 (35') 14 |
| | 21 (36') 15 POLTORATSKAYA I |
| | 21 (38') 16 DMITRIEVA E |
| LYBEKK EMS | 22 (38') 16 |
| HAMMERSENG G | 23 (40') 16 |
| | 23 (41') 17 POLENOVA E |
| SNORROEGGEN G | 24 (41') 17 |
| NYBERG K | 25 (42') 17 |
| RIEGELHUTH L | 26 (46') 17 |
| | 26 (46') 18 ANDRYUSHINA E |
| | 26 (46') 19 POSTNOVA L |
| LYBEKK EMS | 27 (47') 19 |
| NYBERG K | 28 (48') 19 |
| | 28 (48') 20 POSTNOVA L |
| LYBEKK EMS | 29 (49') 20 |
| | 29 (49') 21 ANDRYUSHINA E |
| RIEGELHUTH L | 30 (50') 21 |
| | 30 (52') 22 ANDRYUSHINA E |
| RIEGELHUTH L | 31 (55') 22 |
| NOESTVOLD T | 32 (56') 22 |
| NOESTVOLD T | 33 (57') 22 |
| | 33 (58') 23 BLIZNOVA I |
| NYBERG K | 34 (58') 23 |
| | 34 (59') 24 SHIPILOVA N |
| | 34 (60') 25 ANDRYUSHINA E |
| | 34 (60') 26 DMITRIEVA E |
| | 34 (60') 27 SHIPILOVA N |

| Legend: | | | | | | | | | |
|---------|---------------|------|----------------------|----|---------------|-----|---------------|----|---------------|
| % | Efficiency | 2Min | 2 Minute Suspensions | 6m | 6-metre Shots | 7m | 7-metre Shots | 9m | 9-metre Shots |
| BT | Breakthroughs | EX | Exclusions | FB | Fast Breaks | G/S | Goals/Shots | RC | Red Cards |
| S/S | Saves/Shots | Wing | Wing Shots | YC | Yellow Cards | | | | |



MATCH TEAM STATISTICS

参赛队技术统计 / STATISTIQUES DU MATCH PAR ÉQUIPE

NOR 34 - 27 RUS

(18 - 13) (16 - 14)

Referees: (11) BORD G / (12) BUY O (FRA)

NOR - Norway

| No. | Name | Shots | | | | | | | | Offence | | Defence | | Penalties | | | | TP |
|---------------|----------------------------|-------|-----|-----|------|-------|-----|-------|-----|---------|----|---------|----|-----------|------|----|----|-------|
| | | G/S | % | 6m | Wing | 9m | 7m | FB | BT | AS | TF | ST | BS | YC | 2Min | RC | EX | |
| 1 | GRIMSBOE Kari Aalvik | | | | | | | | | | | | | | | | | 4:07 |
| 3 | NYBERG Katja | 4/8 | 50 | | | 3/7 | | | | 1/1 | 3 | 2 | | | | | | 30:45 |
| 4 | AAMODT Ragnhild | 1/1 | 100 | | 1/1 | | | | | | | | 1 | | | 1 | | 31:44 |
| 5 | SNORROEGGEN Goeril | 1/1 | 100 | | | 1/1 | | | | | 1 | | | | | 1 | | 22:14 |
| 6 | LYBEKK Else Marthe Soerlie | 7/9 | 78 | 4/4 | | | | 3/5 | | | 1 | | | 1 | | | | 43:12 |
| 7 | NOESTVOLD Tonje | 3/5 | 60 | | | 3/5 | | | | | | 1 | | | | | | 12:33 |
| 8 | BREIVANG Karoline Dyhre | 0/1 | 0 | | | 0/1 | | | | | 7 | 2 | 3 | | 1 | | | 38:58 |
| 9 | LUNDE Kristine | | | | | | | | | | 2 | 1 | | | | | | 18:58 |
| 10 | HAMMERSENG Gro | 2/5 | 40 | | | 0/2 | | 2/3 | | | 4 | 1 | 2 | | 1 | 1 | | 40:27 |
| 11 | JOHANSEN Kari Mette | 3/6 | 50 | 0/1 | 3/4 | | | 0/1 | | | | | | | | | | 37:46 |
| 13 | FRAFJORD Marit Malm | 2/3 | 67 | 0/1 | | | | 2/2 | | | | | | | | | | 16:07 |
| 14 | LARSEN Tonje | 2/6 | 33 | | | 2/6 | | | | | 2 | 2 | | | | | | 30:42 |
| 16 | HARALDSEN Katrine Lunde | | | | | | | | | | | 1 | | | | | | 55:41 |
| 18 | RIEGELHUTH Linn-Kristin | 9/10 | 90 | | | 1/2 | 3/3 | 5/5 | | | 2 | 3 | | | | | | 36:46 |
| | Bench/Team | | | | | | | | | | | | | | | | | |
| Totals | | 34/55 | 62 | 4/6 | 4/5 | 10/24 | 3/3 | 12/16 | 1/1 | 22 | 13 | 5 | 5 | 3 | 3 | 0 | 0 | |

| No. | Name | Total Shots | | 6m Shots | | Wing Shots | | 9m Shots | | 7m Shots | | Fast Breaks | | Breakthroughs | |
|---------------|-------------------------|-------------|----|----------|----|------------|-----|----------|----|----------|-----|-------------|---|---------------|---|
| | | S/S | % | S/S | % | S/S | % | S/S | % | S/S | % | S/S | % | S/S | % |
| 1 | GRIMSBOE Kari Aalvik | 2/7 | 29 | 0/2 | 0 | | | 0/1 | 0 | 2/2 | 100 | 0/2 | 0 | | |
| 16 | HARALDSEN Katrine Lunde | 14/36 | 39 | 2/10 | 20 | 1/1 | 100 | 10/16 | 63 | 1/3 | 33 | 0/4 | 0 | 0/2 | 0 |
| Totals | | 16/43 | 37 | 2/12 | 17 | 1/1 | 100 | 10/17 | 59 | 3/5 | 60 | 0/6 | 0 | 0/2 | 0 |

| Team Shots | Goals | Saves | Missed | Post | Blocked | Total | % |
|---------------|-------|-------|--------|------|---------|-------|-----|
| 6m Shots | 4 | 2 | 0 | 0 | 0 | 6 | 67 |
| Wing Shots | 4 | 1 | 0 | 0 | 0 | 5 | 80 |
| 9m Shots | 10 | 3 | 2 | 2 | 7 | 24 | 42 |
| 7m Shots | 3 | 0 | 0 | 0 | n/a | 3 | 100 |
| Fast Breaks | 12 | 2 | 1 | 1 | 0 | 16 | 75 |
| Breakthroughs | 1 | 0 | 0 | 0 | 0 | 1 | 100 |
| Totals | 34 | 8 | 3 | 3 | 7 | 55 | 62 |

Number of Attacks: 61, Scoring Efficiency: 56%



MATCH TEAM STATISTICS
 参赛队技术统计 / STATISTIQUES DU MATCH PAR ÉQUIPE

NOR 34 - 27 RUS
 (18 - 13) (16 - 14)

Referees: (11) BORD G / (12) BUY O (FRA)

NOR - Norway

Shots Distribution

| Players | | | Goals / Shots | | | |
|-----------------|--------------------|-----------------|---------------|-----------------|---------------|-----------|
| 3 NYBERG K | 4 AAMODT R | 5 SNORROEGGEN G | 6 LYBEKK EMS | 7 NOESTVOLD T | 8 BREIVANG KD | 9 LUNDE K |
| 1/1 | | 1/1 | 0/1 1/1 1/1 | | | |
| 0/1 | | | 1/1 | 1/1 | | |
| 2/2 | | 1/1 | 2/2 1/1 1/1 | | | |
| 1-Post | 2-Blocked | | 1-Post | 1-Missed | 1-Blocked | |
| 10 HAMMERSENG G | 11 JOHANSEN KM | 13 FRAFJORD MM | 14 LARSEN T | 18 RIEGELHUTH L | | |
| 1/1 | | 1/1 | | 2/2 1/1 2/2 | | |
| | 1/2 | 0/1 | | 3/3 | | |
| 1/1 | 0/1 | 0/1 | 1/1 | 1/1 | | |
| 1-Post | 1-Blocked 1-Missed | | 1-Missed | 2-Blocked | 1-Blocked | |

Team

Offence

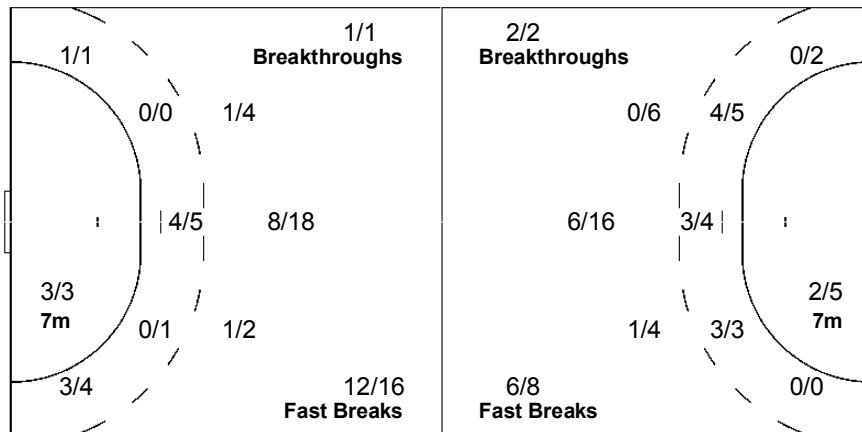
Defence

Goalkeepers

Goals / Shots

| | | |
|-----|-----|-----|
| 4/5 | 4/4 | 4/4 |
| 7/8 | 0/1 | 0/2 |
| 6/7 | 3/3 | 6/8 |

3-Missed 3-Post 7-Blocked



Saves / Shots

| | | |
|------|-----|------|
| 2/4 | | 0/1 |
| 6/10 | 1/1 | 0/2 |
| 2/8 | 1/2 | 4/15 |

1 GRIMSBOE KA

| | | |
|-----|--|-----|
| 1/2 | | |
| 0/2 | | 1/3 |

16 HARALDSEN KL

| | | |
|-----|-----|------|
| 2/4 | | 0/1 |
| 5/8 | 1/1 | 0/2 |
| 2/6 | 1/2 | 3/12 |



MATCH TEAM STATISTICS

参赛队技术统计 / STATISTIQUES DU MATCH PAR ÉQUIPE

NOR 34 - 27 RUS

(18 - 13) (16 - 14)

Referees: (11) BORD G / (12) BUY O (FRA)

RUS - Russian Fed.

| Players | | Shots | | | | | | | | Offence | | Defence | | Penalties | | | | TP |
|---------------|-----------------------|-------|-----|-------|------|------|-----|-----|-----|---------|----|---------|----|-----------|------|----|----|-------|
| No. | Name | G/S | % | 6m | Wing | 9m | 7m | FB | BT | AS | TF | ST | BS | YC | 2Min | RC | EX | |
| 1 | SUSLINA Inna | | | | | | | | | | | | | | | | | 16:24 |
| 3 | POLTORATSKAYA Irina | 1/6 | 17 | 1/2 | | 0/4 | | | | 1 | | | | | | | | 17:07 |
| 4 | ROMENSKAYA Oxana | | | | | | | | | | 1 | | 2 | | | | | 32:31 |
| 5 | POSTNOVA Liudmila | 3/11 | 27 | | 0/1 | 2/9 | | 1/1 | | 3 | 1 | | 2 | 1 | 1 | | | 44:28 |
| 6 | KAREEVA Anna | | | | | | | | | | | | | | | | | |
| 8 | ANDRYUSHINA Ekaterina | 4/5 | 80 | 1/2 | | 1/1 | | 2/2 | | 1 | 5 | 1 | 1 | | | | | 29:27 |
| 9 | USKOVA Yana | | | | | | | | | | 1 | 1 | | | | | | 29:36 |
| 10 | POLENOVA Elena | 4/10 | 40 | | | 2/7 | 2/3 | | | | 1 | | 2 | | | | | 28:40 |
| 11 | TUREY Emiliya | 0/2 | 0 | | | 0/1 | 0/1 | | | | 1 | | | | | | | 24:19 |
| 15 | SHIPILOVA Natalia | 3/4 | 75 | 2/2 | | | | 1/2 | | 2 | | | | | | 1 | | 49:34 |
| 16 | SIDOROVA Maria | | | | | | | | | 1 | | | | | | | | 43:36 |
| 17 | MARENNIKOVA Ekaterina | 1/1 | 100 | | | | | | 1/1 | | 1 | | | | | | | 17:52 |
| 19 | DMITRIEVA Elena | 5/6 | 83 | 3/3 | 0/1 | | | 2/2 | | | 2 | 1 | | | | | | 45:19 |
| 24 | BLIZNOVA Irina | 6/10 | 60 | 3/3 | | 2/4 | 0/1 | 0/1 | 1/1 | 1 | 2 | 1 | | 1 | | | | 41:07 |
| | Bench/Team | | | | | | | | | | 1 | | | | | | | |
| Totals | | 27/55 | 49 | 10/12 | 0/2 | 7/26 | 2/5 | 6/8 | 2/2 | 9 | 16 | 4 | 7 | 2 | 2 | 0 | 0 | |

| Goalkeepers | | Total Shots | | 6m Shots | | Wing Shots | | 9m Shots | | 7m Shots | | Fast Breaks | | Breakthroughs | |
|---------------|----------------|-------------|----|----------|----|------------|----|----------|----|----------|---|-------------|----|---------------|---|
| No. | Name | S/S | % | S/S | % | S/S | % | S/S | % | S/S | % | S/S | % | S/S | % |
| 1 | SUSLINA Inna | 3/16 | 19 | 0/1 | 0 | 0/1 | 0 | 1/5 | 20 | 0/1 | 0 | 2/7 | 29 | 0/1 | 0 |
| 16 | SIDOROVA Maria | 5/26 | 19 | 2/5 | 40 | 1/4 | 25 | 2/8 | 25 | 0/2 | 0 | 0/7 | 0 | | |
| Totals | | 8/42 | 19 | 2/6 | 33 | 1/5 | 20 | 3/13 | 23 | 0/3 | 0 | 2/14 | 14 | 0/1 | 0 |

| Team Shots | Goals | Saves | Missed | Post | Blocked | Total | % |
|---------------|-------|-------|--------|------|---------|-------|-----|
| 6m Shots | 10 | 2 | 0 | 0 | 0 | 12 | 83 |
| Wing Shots | 0 | 1 | 0 | 1 | 0 | 2 | 0 |
| 9m Shots | 7 | 10 | 1 | 3 | 5 | 26 | 27 |
| 7m Shots | 2 | 3 | 0 | 0 | n/a | 5 | 40 |
| Fast Breaks | 6 | 0 | 0 | 2 | 0 | 8 | 75 |
| Breakthroughs | 2 | 0 | 0 | 0 | 0 | 2 | 100 |
| Totals | 27 | 16 | 1 | 6 | 5 | 55 | 49 |

Number of Attacks: 63, Scoring Efficiency: 43%



MATCH TEAM STATISTICS
 参赛队技术统计 / STATISTIQUES DU MATCH PAR ÉQUIPE

NOR 34 - 27 RUS
 (18 - 13) (16 - 14)

Referees: (11) BORD G / (12) BUY O (FRA)

RUS - Russian Fed.

Shots Distribution

| Players | | | Goals / Shots | | | |
|-------------------|----------------|------------------|----------------|-----------------|------------|---------------|
| 3 POLTORATSKAYA I | 4 ROMENSKAYA O | 5 POSTNOVA L | 6 KAREEVA A | 8 ANDRYUSHINA E | 9 USKOVA Y | 10 POLENOVA E |
| 1/2 | | 1/1 | | 0/1 | | |
| 0/2 | | | | 1/1 | | 1/3 |
| 0/1 | | 0/1 | 0/1 | 1/1 | | 2/2 |
| 1-Blocked | | 1-Missed | 2-Post | 2-Blocked | | 1-Post |
| 11 TUREY E | 15 SHIPILOVA N | 17 MARENNIKOVA E | 19 DMITRIEVA E | 24 BLIZNOVA I | | |
| 0/1 | | | 0/1 | 2/3 | | |
| | 2/2 | 1/1 | 1/1 | 1/1 | 4/4 | 3/4 |
| 1-Blocked | 1-Post | | | 2-Post | | |

| Team | Offence | Defence | Goalkeepers |
|---------------|-------------------|-------------------|---------------|
| Goals / Shots | | | Saves / Shots |
| 2/4 | 2/2 Breakthroughs | 1/1 Breakthroughs | 1/5 |
| 4/10 | 3/3 | 1/2 | 0/4 |
| 6/8 | 1/4 | 0/1 | 1/8 |
| 1-Missed | 6/16 | 4/5 | 0/3 |
| 6-Post | 3/4 | 8/18 | 2/2 |
| 5-Blocked | 0/6 | 1/4 | 2/8 |
| | 2/5 7m | 4/5 | |
| | 0/2 | 0/0 | 1 SUSLINA I |
| | 6/8 Fast Breaks | 3/3 7m | 1/4 |
| | | 12/16 Fast Breaks | 0/3 |
| | | | 0/5 |
| | | | 0/1 |
| | | | 1/1 |
| | | | 16 SIDOROVA M |
| | | | 0/1 |
| | | | 0/4 |
| | | | 0/3 |
| | | | 1/5 |
| | | | 2/2 |
| | | | 1/2 |
| | | | 0/2 |
| | | | 1/7 |

| Legend: | | | | | | | |
|---------|------------------|------|----------------------|------|---------------|-----|---------------|
| % | Efficiency | 2Min | 2 Minute Suspensions | 6m | 6-metre Shots | 7m | 7-metre Shots |
| AS | Assists | BS | Blocked Shots | BT | Breakthroughs | EX | Exclusions |
| G/S | Goals/Shots | n/a | not applicable | RC | Red Cards | S/S | Saves/Shots |
| TF | Technical Faults | TP | Time Played | Wing | Wing Shots | YC | Yellow Cards |
| | | | | | | 9m | 9-metre Shots |
| | | | | | | FB | Fast Breaks |
| | | | | | | ST | Steals |



CUMULATIVE STATISTICS

累积技术统计 / STATISTIQUES CUMULATIVES

NOR - Norway

After 8 matches

| Players | | MP | Shots | | | | | | | | Offence | | Defence | | Penalties | | | TP |
|---------------|----------------------------|----|---------|----|-------|-------|--------|-------|-------|-------|---------|-----|---------|----|-----------|------|----|---------|
| No. | Name | | G/S | % | 6m | Wing | 9m | 7m | FB | BT | AS | TF | ST | BS | YC | 2Min | RC | |
| 1 | GRIMSBOE Kari Aalvik | 8 | | | | | | | | | 1 | | | | 1 | | | 40:12 |
| 3 | NYBERG Katja | 7 | 17/35 | 49 | 1/2 | | 10/24 | 2/3 | 3/5 | 1/1 | 18 | 15 | 6 | 2 | 2 | 1 | | 3:00:51 |
| 4 | AAMODT Ragnhild | 8 | 15/21 | 71 | 3/3 | 8/12 | | | 4/6 | | 5 | 1 | 1 | | 1 | | | 3:47:25 |
| 5 | SNORROEGGEN Goeril | 8 | 10/17 | 59 | | 1/1 | 3/7 | 1/1 | 1/3 | 4/5 | 5 | 5 | 1 | | 1 | 2 | | 2:27:22 |
| 6 | LYBEKK Else Marthe Soerlie | 8 | 31/43 | 72 | 22/26 | | | 1/2 | 8/15 | | 14 | 6 | 3 | 5 | 5 | 5 | | 5:34:02 |
| 7 | NOESTVOLD Tonje | 8 | 24/46 | 52 | 2/4 | 1/2 | 14/32 | 5/6 | 1/1 | 1/1 | 8 | 9 | | | | | | 2:29:29 |
| 8 | BREIVANG Karoline Dyhre | 8 | 10/20 | 50 | 4/5 | 1/1 | 1/7 | | 3/5 | 1/2 | 17 | 8 | 8 | 2 | 4 | 4 | | 4:06:18 |
| 9 | LUNDE Kristine | 8 | 15/27 | 56 | 1/4 | | 11/18 | | 0/1 | 3/4 | 20 | 10 | 3 | 8 | 1 | 6 | | 3:32:03 |
| 10 | HAMMERSENG Gro | 8 | 26/46 | 57 | 5/8 | | 3/12 | 5/8 | 10/14 | 3/4 | 22 | 12 | 5 | | 4 | 5 | | 5:20:43 |
| 11 | JOHANSEN Kari Mette | 8 | 30/42 | 71 | 4/7 | 11/16 | 2/3 | | 11/14 | 2/2 | 1 | 6 | 5 | | | | | 6:26:48 |
| 13 | FRAFJORD Marit Malm | 8 | 12/17 | 71 | 9/12 | | 0/1 | | 3/4 | | 1 | 4 | 1 | 4 | | | | 2:19:59 |
| 14 | LARSEN Tonje | 8 | 27/48 | 56 | 4/5 | | 13/29 | | 6/8 | 4/6 | 19 | 14 | 7 | 16 | 3 | 2 | | 4:39:19 |
| 16 | HARALDSEN Katrine Lunde | 8 | 0/1 | 0 | | | | | 0/1 | | 1 | 4 | 2 | | | | | 7:15:03 |
| 18 | RIEGELHUTH Linn-Kristin | 8 | 31/44 | 70 | 3/4 | 3/10 | 3/7 | 6/6 | 15/16 | 1/1 | 9 | 8 | 5 | | 2 | | | 4:20:26 |
| Bench/Team | | | | | | | | | | | 1 | | | | | | | |
| Totals | | | 248/407 | 61 | 58/80 | 25/42 | 60/140 | 20/26 | 65/93 | 20/26 | 135 | 108 | 47 | 38 | 22 | 27 | 0 | 0 |

| Goalkeepers | | Total Shots | | 6m Shots | | Wing Shots | | 9m Shots | | 7m Shots | | Fast Breaks | | Breakthroughs | |
|---------------|-------------------------|-------------|----|----------|----|------------|----|----------|----|----------|----|-------------|----|---------------|-----|
| No. | Name | S/S | % | S/S | % | S/S | % | S/S | % | S/S | % | S/S | % | S/S | % |
| 1 | GRIMSBOE Kari Aalvik | 9/31 | 29 | 0/5 | 0 | 1/2 | 50 | 2/10 | 20 | 4/10 | 40 | 1/3 | 33 | 1/1 | 100 |
| 16 | HARALDSEN Katrine Lunde | 120/283 | 42 | 10/42 | 24 | 21/45 | 47 | 72/118 | 61 | 7/22 | 32 | 6/33 | 18 | 4/23 | 17 |
| Totals | | 130/315 | 41 | 10/47 | 21 | 22/47 | 47 | 74/128 | 58 | 11/32 | 34 | 8/37 | 22 | 5/24 | 21 |

| Team Shots | Goals | Saves | Missed | Post | Blocked | Total | % |
|---------------|-------|-------|--------|------|---------|-------|----|
| 6m Shots | 58 | 16 | 4 | 2 | 0 | 80 | 73 |
| Wing Shots | 25 | 14 | 3 | 0 | 0 | 42 | 60 |
| 9m Shots | 60 | 42 | 13 | 10 | 15 | 140 | 43 |
| 7m Shots | 20 | 4 | 2 | 0 | n/a | 26 | 77 |
| Fast Breaks | 65 | 19 | 2 | 5 | 2 | 93 | 70 |
| Breakthroughs | 20 | 4 | 0 | 2 | 0 | 26 | 77 |
| Totals | 248 | 99 | 24 | 19 | 17 | 407 | 61 |

| Played | | |
|--------|-----|---------|
| PR | CHN | 30 - 23 |
| PR | ANG | 31 - 17 |
| PR | KAZ | 35 - 19 |
| PR | FRA | 34 - 24 |
| PR | ROU | 24 - 23 |
| QF | SWE | 31 - 24 |
| SF | KOR | 29 - 28 |
| GM | RUS | 34 - 27 |

Number of Attacks: 484, Scoring Efficiency: 51%

CUMULATIVE STATISTICS
累积技术统计 / STATISTIQUES CUMULATIVES

NOR - Norway
After 8 matches

Shots Distribution

| 3 NYBERG K | | | 4 AAMODT R | | | 5 SNORROEGGEN G | | | 6 LYBEKK EMS | | | 7 NOESTVOLD T | | | 8 BREIVANG KD | | | 9 LUNDE K | | |
|---------------------------|-----|-----|-----------------|-----|-----|--------------------|-----|-----|--------------|-----|-----|---------------------------|-----|------|--------------------|-----|-----|---------------------------|-----|-----|
| 2/4 | 1/1 | 4/4 | | 3/4 | 0/2 | | | 2/2 | 3/4 | 1/2 | 4/5 | 3/5 | 0/1 | 2/2 | 1/1 | | 1/3 | 3/4 | 1/2 | 3/3 |
| 0/1 | 0/1 | 2/2 | 2/2 | | 0/1 | 1/2 | | | 1/4 | | 2/4 | 1/2 | | 3/5 | 0/2 | | 2/2 | 4/6 | | 0/1 |
| 4/7 | 2/5 | 2/3 | 1/1 | 2/2 | 7/7 | 2/3 | 4/6 | 1/2 | 10/10 | 2/3 | 8/9 | 5/5 | 2/2 | 8/10 | 1/1 | 1/2 | 4/6 | 0/1 | | 4/6 |
| 1-Missed 3-Post 3-Blocked | | | 1-Missed 1-Post | | | 1-Missed 1-Blocked | | | 2-Post | | | 7-Missed 3-Post 4-Blocked | | | 1-Missed 2-Blocked | | | 1-Missed 2-Post 1-Blocked | | |

| 10 HAMMERSENG G | | | 11 JOHANSEN KM | | | 13 FRAFJORD MM | | | 14 LARSEN T | | | 18 RIEGELHUTH L | | |
|---------------------------|-----|-------|-----------------|-----|-----|----------------|-----|--|---------------------------|-----|-----|---------------------------|-----|-----|
| 3/4 | | | 6/7 | 4/5 | 0/1 | 2/2 | 2/3 | | 2/4 | 3/3 | | 5/5 | 5/7 | 3/4 |
| 2/4 | | 1/3 | 5/7 | | 2/4 | 2/2 | | | 3/3 | 0/1 | 3/6 | 5/7 | | 1/4 |
| 4/6 | 5/6 | 11/17 | 8/10 | 1/1 | 4/4 | 6/8 | 0/1 | | 7/8 | 3/4 | 6/8 | 7/7 | 2/2 | 3/3 |
| 3-Missed 2-Post 1-Blocked | | | 2-Missed 1-Post | | | 1-Post | | | 4-Missed 3-Post 4-Blocked | | | 3-Missed 1-Post 1-Blocked | | |

Team

Offence

Defence

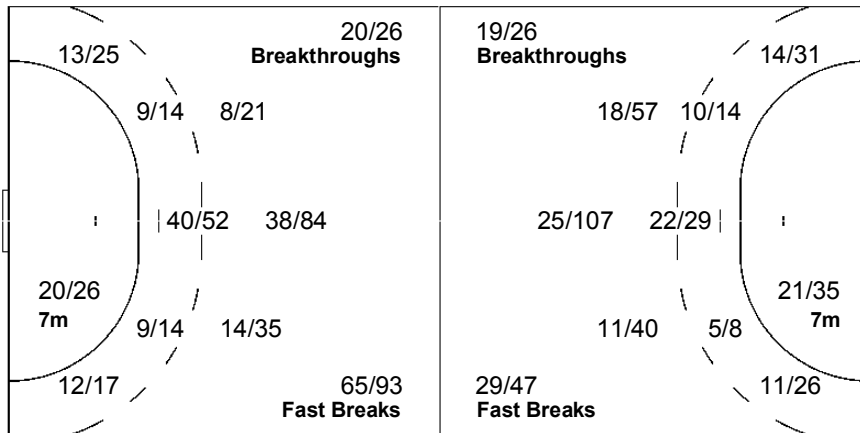
Goalkeepers

Goals / Shots

Saves / Shots

| | | |
|-------|-------|-------|
| 30/40 | 20/28 | 19/26 |
| 26/42 | 0/3 | 16/32 |
| 55/67 | 24/34 | 58/75 |

24-Missed 19-Post 17-Blocked



| | | |
|-------|-------|-------|
| 9/25 | 8/23 | 11/28 |
| 22/41 | 13/13 | 17/35 |
| 12/59 | 15/27 | 23/64 |

| 1 GRIMSBOE KA | | |
|---------------|-----|-----|
| 0/1 | | 2/2 |
| 2/5 | 2/2 | 0/3 |
| 0/8 | 1/1 | 2/9 |

| 16 HARALDSEN KL | | |
|-----------------|-------|-------|
| 9/24 | 8/23 | 9/26 |
| 20/36 | 10/10 | 17/32 |
| 12/51 | 14/26 | 21/55 |

| Legend: | | | | | | | | | |
|---------|------------------|------|----------------------|------|----------------|-----|----------------|----|-------------------|
| % | Efficiency | 2Min | 2 Minute Suspensions | 6m | 6-metre Shots | 7m | 7-metre Shots | 9m | 9-metre Shots |
| AS | Assists | BS | Blocked Shots | BT | Breakthroughs | EX | Exclusions | FB | Fast Breaks |
| G/S | Goals/Shots | GM | Gold Medal Match | MP | Matches Played | n/a | not applicable | PR | Preliminary Round |
| QF | Quarterfinal | RC | Red Cards | S/S | Saves/Shots | SF | Semifinal | ST | Steals |
| TF | Technical Faults | TP | Time Played | Wing | Wing Shots | YC | Yellow Cards | | |

CUMULATIVE STATISTICS

累积技术统计 / STATISTIQUES CUMULATIVES

RUS - Russian Fed.

After 8 matches

| Players | | MP | Shots | | | | | | | | Offence | | Defence | | Penalties | | | TP |
|---------------|-----------------------|----|---------|----|-------|-------|--------|-------|-------|-------|---------|-----|---------|----|-----------|------|----|---------|
| No. | Name | | G/S | % | 6m | Wing | 9m | 7m | FB | BT | AS | TF | ST | BS | YC | 2Min | RC | |
| 1 | SUSLINA Inna | 8 | | | | | | | | 2 | | 1 | | | | | | 4:18:20 |
| 3 | POLTORATSKAYA Irina | 8 | 22/45 | 49 | 3/6 | | 6/21 | 5/7 | 2/3 | 6/8 | 10 | 11 | 2 | | 1 | | | 2:32:31 |
| 4 | ROMENSKAYA Oxana | 8 | 3/6 | 50 | 3/4 | 0/1 | | | 0/1 | 3 | 13 | 3 | 12 | 1 | 5 | | | 4:39:36 |
| 5 | POSTNOVA Liudmila | 8 | 37/76 | 49 | 1/1 | 0/1 | 23/53 | | 6/10 | 7/11 | 17 | 25 | 5 | 7 | 5 | 6 | 1 | 5:23:04 |
| 6 | KAREEVA Anna | 8 | 6/10 | 60 | | 1/2 | 0/2 | | | 5/6 | 4 | 7 | | | 1 | | | 1:23:06 |
| 8 | ANDRYUSHINA Ekaterina | 8 | 23/38 | 61 | 2/4 | | 5/12 | | 9/10 | 7/12 | 16 | 14 | 7 | 5 | 3 | 2 | | 4:18:37 |
| 9 | USKOVA Yana | 8 | 7/14 | 50 | 0/1 | 2/5 | | | 4/7 | 1/1 | 3 | 12 | 2 | | 2 | 2 | | 4:32:05 |
| 10 | POLENOVA Elena | 8 | 21/47 | 45 | | | 9/26 | 12/21 | | 7 | 6 | 2 | 13 | 3 | 4 | | | 3:15:15 |
| 11 | TUREY Emiliya | 8 | 21/36 | 58 | 1/2 | 5/9 | 0/1 | 7/11 | 6/10 | 2/3 | 2 | 8 | 11 | | 1 | 3 | | 4:56:19 |
| 15 | SHIPILOVA Natalia | 8 | 21/29 | 72 | 13/16 | | 0/1 | | 8/10 | 0/2 | 15 | 8 | 5 | 4 | 2 | 1 | | 6:08:20 |
| 16 | SIDOROVA Maria | 8 | | | | | | | | 3 | 2 | | | | | | | 3:58:33 |
| 17 | MARENNIKOVA Ekaterina | 8 | 20/30 | 67 | 4/7 | 4/7 | 1/1 | | 8/11 | 3/4 | 2 | 15 | 3 | | 1 | | | 3:59:28 |
| 19 | DMITRIEVA Elena | 8 | 12/19 | 63 | 4/5 | 2/4 | | 1/4 | 5/6 | 2 | 12 | 3 | | | 3 | | | 3:37:36 |
| 24 | BLIZNOVA Irina | 8 | 36/70 | 51 | 7/8 | | 13/32 | 3/7 | 4/7 | 9/16 | 6 | 14 | 4 | | 4 | 1 | | 5:17:10 |
| Bench/Team | | | | | | | | | | | 7 | | | | 1 | | | |
| Totals | | | 229/420 | 55 | 38/54 | 14/29 | 57/149 | 28/50 | 52/75 | 40/63 | 92 | 154 | 48 | 41 | 22 | 30 | 1 | 0 |

| Goalkeepers | | Total Shots | | 6m Shots | | Wing Shots | | 9m Shots | | 7m Shots | | Fast Breaks | | Breakthroughs | |
|---------------|----------------|-------------|----|----------|----|------------|----|----------|----|----------|----|-------------|----|---------------|----|
| No. | Name | S/S | % | S/S | % | S/S | % | S/S | % | S/S | % | S/S | % | S/S | % |
| 1 | SUSLINA Inna | 59/158 | 37 | 7/28 | 25 | 17/30 | 57 | 26/54 | 48 | 3/16 | 19 | 6/25 | 24 | 0/5 | 0 |
| 16 | SIDOROVA Maria | 47/157 | 30 | 4/21 | 19 | 10/27 | 37 | 21/48 | 44 | 3/17 | 18 | 6/34 | 18 | 3/10 | 30 |
| Totals | | 107/317 | 34 | 11/49 | 22 | 27/58 | 47 | 48/103 | 47 | 6/33 | 18 | 12/59 | 20 | 3/15 | 20 |

| Team Shots | Goals | Saves | Missed | Post | Blocked | Total | % |
|---------------|-------|-------|--------|------|---------|-------|----|
| 6m Shots | 38 | 12 | 2 | 2 | 0 | 54 | 70 |
| Wing Shots | 14 | 10 | 1 | 4 | 0 | 29 | 48 |
| 9m Shots | 57 | 46 | 10 | 12 | 24 | 149 | 38 |
| 7m Shots | 28 | 13 | 1 | 7 | n/a | 50 | 56 |
| Fast Breaks | 52 | 14 | 3 | 6 | 0 | 75 | 69 |
| Breakthroughs | 40 | 15 | 4 | 4 | 0 | 63 | 63 |
| Totals | 229 | 110 | 21 | 35 | 24 | 420 | 55 |

| Played | | |
|--------|-----|---------|
| PR | KOR | 29 - 29 |
| PR | SWE | 28 - 24 |
| PR | BRA | 28 - 19 |
| PR | HUN | 33 - 24 |
| PR | GER | 30 - 29 |
| QF | FRA | 32 - 31 |
| SF | HUN | 22 - 20 |
| GM | NOR | 27 - 34 |

Number of Attacks: 520, Scoring Efficiency: 44%

CUMULATIVE STATISTICS

累积技术统计 / STATISTIQUES CUMULATIVES

RUS - Russian Fed.

After 8 matches

Shots Distribution

Players

Goals / Shots

| 3 POLTORATSKAYA I | | | 4 ROMENSKAYA O | | | 5 POSTNOVA L | | | 6 KAREEVA A | | | 8 ANDRYUSHINA E | | | 9 USKOVA Y | | | 10 POLENOVA E | | |
|---------------------------|-----|-----|---------------------------|-----|-----|---------------------------|-----|------|----------------|-----|-----|---------------------------|-----|-------|------------|-----|-----|---------------------------|--|------|
| 10/12 | 1/1 | 2/2 | 1/1 | 1/1 | | 3/4 | 0/1 | 4/5 | 1/1 | 1/2 | 1/2 | 7/8 | 0/1 | 1/1 | 2/2 | 1/1 | 1/1 | 6/7 | | 2/2 |
| 2/6 | | 0/1 | | | 0/1 | 6/7 | | 6/8 | | | 2/2 | 2/3 | | 2/2 | 0/1 | | 1/2 | 2/9 | | 0/1 |
| 6/11 | 0/1 | 1/1 | | 1/2 | | 8/12 | 1/2 | 9/14 | | 0/1 | 1/1 | 7/14 | 1/1 | 3/4 | 0/1 | | 2/3 | 3/6 | | 8/10 |
| 2-Missed 4-Post 4-Blocked | | | 1-Post | | | 6-Missed 8-Post 9-Blocked | | | 1-Missed | | | 2-Post 2-Blocked | | | 3-Post | | | 2-Missed 6-Post 3-Blocked | | |
| 11 TUREY E | | | 15 SHIPILOVA N | | | 17 MARENNIKOVA E | | | 19 DMITRIEVA E | | | 24 BLIZNOVA I | | | | | | | | |
| 0/1 | | 3/3 | 2/2 | 4/4 | 1/1 | | 2/3 | 1/2 | | | 1/1 | 5/7 | 1/3 | 3/4 | | | | | | |
| 1/5 | | 2/3 | 2/2 | 0/1 | | 1/1 | | 4/6 | | 0/2 | 3/4 | 8/13 | | 0/3 | | | | | | |
| 8/10 | 2/4 | 5/5 | 8/8 | 1/2 | 3/4 | 5/6 | 1/1 | 6/7 | 1/2 | 2/3 | 5/5 | 5/7 | 2/3 | 12/19 | | | | | | |
| 2-Missed 2-Post 1-Blocked | | | 2-Missed 2-Post 1-Blocked | | | 3-Missed 1-Post | | | 2-Post | | | 3-Missed 4-Post 4-Blocked | | | | | | | | |

Team

Offence

Defence

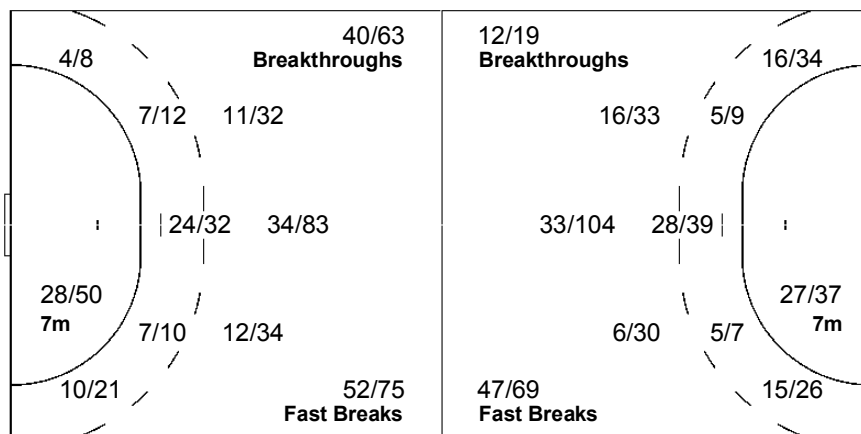
Goalkeepers

Goals / Shots

Saves / Shots

| | | |
|-------|-------|-------|
| 37/45 | 11/17 | 20/24 |
| 24/47 | 0/3 | 20/33 |
| 51/77 | 11/20 | 55/73 |

21-Missed 35-Post 24-Blocked



| | | |
|-------|-------|-------|
| 5/32 | 9/19 | 7/24 |
| 18/43 | 6/6 | 20/37 |
| 18/60 | 15/35 | 9/61 |

1 SUSLINA I

| | | |
|-------|-------|-------|
| 2/18 | 5/8 | 2/8 |
| 11/22 | 4/4 | 11/17 |
| 9/34 | 11/19 | 4/28 |

16 SIDOROVA M

| | | |
|------|------|------|
| 3/14 | 4/11 | 5/16 |
| 7/21 | 2/2 | 9/20 |
| 8/25 | 4/16 | 5/32 |

Legend:

| | | | | | | | | | |
|------------|------------------|-------------|----------------------|-------------|----------------|------------|----------------|-----------|-------------------|
| % | Efficiency | 2Min | 2 Minute Suspensions | 6m | 6-metre Shots | 7m | 7-metre Shots | 9m | 9-metre Shots |
| AS | Assists | BS | Blocked Shots | BT | Breakthroughs | EX | Exclusions | FB | Fast Breaks |
| G/S | Goals/Shots | GM | Gold Medal Match | MP | Matches Played | n/a | not applicable | PR | Preliminary Round |
| QF | Quarterfinal | RC | Red Cards | S/S | Saves/Shots | SF | Semifinal | ST | Steals |
| TF | Technical Faults | TP | Time Played | Wing | Wing Shots | YC | Yellow Cards | | |

CUMULATIVE STATISTICS

累积技术统计 / STATISTIQUES CUMULATIVES

KOR - Korea After 8 matches

| Players | | MP | Shots | | | | | | | | Offence | | Defence | | Penalties | | | | TP | |
|---------------|---------------|----|---------|----|-------|-------|--------|-------|-------|-------|---------|-----|---------|----|-----------|------|----|----|---------|--|
| No. | Name | | G/S | % | 6m | Wing | 9m | 7m | FB | BT | AS | TF | ST | BS | YC | 2Min | RC | EX | | |
| 1 | OH Yongran | 8 | 1/3 | 33 | | | 1/2 | | 0/1 | | | 1 | | | | | | | 5:40:39 | |
| 3 | KIM Ona | 8 | 19/34 | 56 | 0/3 | | 3/8 | 9/12 | 0/1 | 7/10 | 11 | 10 | 1 | | | | | | 1:40:35 | |
| 4 | HUH Soonyoung | 8 | 24/27 | 89 | 14/16 | | | | 10/11 | | 8 | 7 | 5 | 3 | 3 | 8 | 1 | | 7:04:02 | |
| 6 | SONG Hairim | 8 | 1/3 | 33 | | | 1/2 | 0/1 | | | | | | | | | | | 3:59 | |
| 7 | KIM Namsun | 8 | 4/5 | 80 | | 2/3 | | | 2/2 | | | | 1 | | | | | | 39:14 | |
| 9 | KIM Chayoun | 8 | 7/12 | 58 | 1/3 | 2/4 | | | 4/5 | | 2 | 4 | 3 | 2 | 3 | 2 | | | 2:47:39 | |
| 10 | OH Seongok | 8 | 25/45 | 56 | 3/4 | 0/1 | 13/29 | | 5/6 | 4/5 | 33 | 38 | 13 | | 5 | 5 | | | 5:50:17 | |
| 11 | HONG Jeongho | 8 | 44/66 | 67 | 4/5 | 0/1 | 8/22 | 28/33 | 1/2 | 3/3 | 21 | 9 | 2 | 2 | 2 | 1 | | | 4:06:21 | |
| 13 | PARK Chunghee | 8 | 37/62 | 60 | 1/2 | 18/36 | 1/2 | | 16/21 | 1/1 | 8 | 4 | 3 | | 2 | 1 | | | 6:50:12 | |
| 16 | LEE Minhee | 8 | | | | | | | | | | 1 | | | | | | | 2:19:21 | |
| 17 | AN Junghwa | 8 | 31/50 | 62 | 2/2 | 15/29 | 0/1 | | 8/12 | 6/6 | 10 | 12 | 7 | | 1 | 1 | | | 7:21:21 | |
| 18 | BAE Minhee | 8 | 1/2 | 50 | | 1/2 | | | | | | 1 | | | | 2 | | | 43:42 | |
| 19 | CHOI Imjeong | 8 | 11/30 | 37 | 1/2 | 0/1 | 7/21 | 0/2 | | 3/4 | 9 | 20 | 1 | 1 | 6 | 3 | 1 | | 3:29:50 | |
| 20 | MOON Pilhee | 8 | 42/83 | 51 | 5/7 | 1/2 | 21/51 | | 10/13 | 5/10 | 26 | 25 | 6 | 3 | | 3 | | | 7:22:48 | |
| Bench/Team | | | | | | | | | | | | | | | | 1 | | | | |
| Totals | | | 247/422 | 59 | 31/44 | 39/79 | 55/138 | 37/48 | 56/74 | 29/39 | 128 | 132 | 42 | 11 | 23 | 26 | 2 | 0 | | |

| Goalkeepers | | Total Shots | | 6m Shots | | Wing Shots | | 9m Shots | | 7m Shots | | Fast Breaks | | Breakthroughs | |
|---------------|------------|-------------|----|----------|----|------------|----|----------|----|----------|----|-------------|----|---------------|----|
| No. | Name | S/S | % | S/S | % | S/S | % | S/S | % | S/S | % | S/S | % | S/S | % |
| 1 | OH Yongran | 83/231 | 36 | 16/51 | 31 | 11/29 | 38 | 36/60 | 60 | 6/15 | 40 | 8/42 | 19 | 6/34 | 18 |
| 16 | LEE Minhee | 36/95 | 38 | 5/19 | 26 | 11/19 | 58 | 11/23 | 48 | 1/8 | 13 | 4/16 | 25 | 4/10 | 40 |
| Totals | | 119/326 | 37 | 21/70 | 30 | 22/48 | 46 | 47/83 | 57 | 7/23 | 30 | 12/58 | 21 | 10/44 | 23 |

| Team Shots | Goals | Saves | Missed | Post | Blocked | Total | % |
|---------------|-------|-------|--------|------|---------|-------|----|
| 6m Shots | 31 | 12 | 1 | 0 | 0 | 44 | 70 |
| Wing Shots | 39 | 31 | 1 | 8 | 0 | 79 | 49 |
| 9m Shots | 55 | 47 | 9 | 5 | 22 | 138 | 40 |
| 7m Shots | 37 | 8 | 1 | 2 | n/a | 48 | 77 |
| Fast Breaks | 56 | 12 | 3 | 2 | 1 | 74 | 76 |
| Breakthroughs | 29 | 5 | 2 | 3 | 0 | 39 | 74 |
| Totals | 247 | 115 | 17 | 20 | 23 | 422 | 59 |

| Played | | |
|--------|-----|---------|
| PR | RUS | 29 - 29 |
| PR | GER | 30 - 20 |
| PR | SWE | 31 - 23 |
| PR | BRA | 32 - 33 |
| PR | HUN | 33 - 22 |
| QF | CHN | 31 - 23 |
| SF | NOR | 28 - 29 |
| BM | HUN | 33 - 28 |

Number of Attacks: 519, Scoring Efficiency: 48%



CUMULATIVE STATISTICS

累积技术统计 / STATISTIQUES CUMULATIVES

KOR - Korea After 8 matches

Shots Distribution

Players

Goals / Shots

| 3 KIM O | | | 4 HUH S | | | 6 SONG H | | | 7 KIM N | | | 9 KIM C | | | 10 OH S | | | 11 HONG J | | |
|------------------|-----|-----|----------|-----|-----|----------|--|--|---------------------------|-----|-----|---------------------------|-----|-----|---------|-----|-----|-----------|-----|-------|
| 0/1 | 0/3 | 4/4 | 7/7 | 4/5 | 0/1 | 1/1 | | | | 1/1 | 1/1 | | 0/3 | 1/1 | 4/5 | 2/4 | 6/8 | 8/10 | 2/3 | 5/6 |
| | 1/1 | 2/3 | 2/2 | | 1/2 | | | | | | 2/2 | | | | 1/3 | 0/1 | 0/2 | 0/1 | 0/3 | 2/4 |
| 5/6 | 2/4 | 5/6 | 3/3 | 6/6 | 1/1 | 0/1 | | | | | | 1/2 | 4/5 | 1/1 | 10/11 | | 2/2 | 12/13 | 2/5 | 13/16 |
| 2-Post 4-Blocked | | | 1-Missed | | | 1-Missed | | | 1-Missed 3-Post 5-Blocked | | | 1-Missed 1-Post 3-Blocked | | | | | | | | |

| 13 PARK C | | | 17 AN J | | | 18 BAE M | | | 19 CHOI I | | | 20 MOON P | | |
|-----------------|-----|-----|-----------------|-----|-----|----------|-----|--|---------------------------|-----|-----|---------------------------|------|-----|
| 6/6 | 6/9 | 1/2 | 1/1 | 4/7 | 5/6 | | 1/1 | | 2/5 | 0/1 | 2/3 | 10/10 | 1/4 | 2/3 |
| 1/6 | 0/2 | 2/4 | 2/4 | | 1/4 | | | | 1/2 | 0/1 | 0/1 | 4/5 | | 1/2 |
| 9/10 | 6/9 | 6/9 | 5/7 | 6/8 | 7/7 | | | | 2/3 | 0/2 | 4/6 | 14/17 | 5/15 | 5/9 |
| 1-Missed 4-Post | | | 1-Missed 5-Post | | | 1-Post | | | 1-Missed 1-Post 4-Blocked | | | 8-Missed 3-Post 7-Blocked | | |

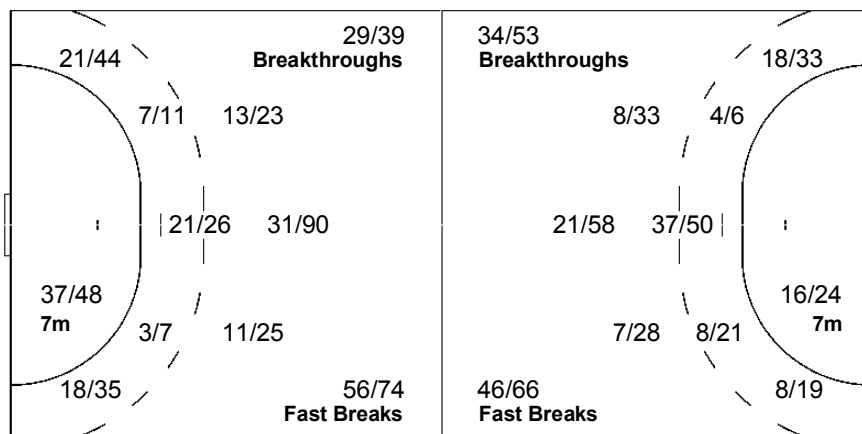
Team

Goals / Shots

| | | |
|-------|-------|-------|
| 39/46 | 21/41 | 27/35 |
| 11/23 | 1/8 | 11/24 |
| 62/74 | 31/54 | 44/57 |

17-Missed 20-Post 23-Blocked

Offence



Defence

Goalkeepers

Saves / Shots

| | | |
|-------|-------|-------|
| 17/45 | 9/23 | 9/35 |
| 23/36 | 5/5 | 19/41 |
| 15/53 | 15/37 | 7/51 |

1 OH Y

| | | |
|-------|-------|-------|
| 9/30 | 5/15 | 4/19 |
| 17/26 | 4/4 | 13/27 |
| 13/43 | 11/31 | 7/36 |

16 LEE M

| | | |
|------|-----|------|
| 8/15 | 4/8 | 5/16 |
| 6/10 | 1/1 | 6/14 |
| 2/10 | 4/6 | 0/15 |

Legend:

| | | | | | | | | | |
|----|------------------|------|----------------------|------|----------------|-----|----------------|----|-------------------|
| % | Efficiency | 2Min | 2 Minute Suspensions | 6m | 6-metre Shots | 7m | 7-metre Shots | 9m | 9-metre Shots |
| AS | Assists | BM | Bronze Medal Match | BS | Blocked Shots | BT | Breakthroughs | EX | Exclusions |
| FB | Fast Breaks | G/S | Goals/Shots | MP | Matches Played | n/a | not applicable | PR | Preliminary Round |
| QF | Quarterfinal | RC | Red Cards | S/S | Saves/Shots | SF | Semifinal | ST | Steals |
| TF | Technical Faults | TP | Time Played | Wing | Wing Shots | YC | Yellow Cards | | |



CUMULATIVE STATISTICS

累积技术统计 / STATISTIQUES CUMULATIVES

HUN - Hungary

After 8 matches

| Players | | MP | Shots | | | | | | | | Offence | | Defence | | Penalties | | | | TP |
|---------------|---------------------|----|---------|----|-------|-------|--------|-------|-------|-------|---------|-----|---------|----|-----------|------|----|----|---------|
| No. | Name | | G/S | % | 6m | Wing | 9m | 7m | FB | BT | AS | TF | ST | BS | YC | 2Min | RC | EX | |
| 2 | FERLING Bernadett | 8 | 25/42 | 60 | 4/4 | 0/1 | 14/28 | | 1/3 | 6/6 | 14 | 8 | | 2 | 1 | 2 | | | 3:26:21 |
| 6 | VERTEN Orsolya | 8 | 27/42 | 64 | 5/7 | 10/19 | | | 10/12 | 2/4 | 5 | 13 | 3 | | 2 | 3 | | | 5:50:00 |
| 10 | PIGNICZKI Krisztina | 8 | 6/11 | 55 | 2/3 | 1/2 | 1/3 | | 1/2 | 1/1 | 4 | 6 | 3 | 1 | | 1 | | | 2:35:24 |
| 12 | HERR Orsolya | 8 | | | | | | | | | | | | | | | | | 13:58 |
| 13 | GORBICZ Anita | 8 | 49/105 | 47 | 3/5 | 7/10 | 12/49 | 15/25 | 4/7 | 8/9 | 32 | 27 | 4 | | 2 | 3 | | | 7:40:36 |
| 16 | PALINGER Katalin | 8 | 0/1 | 0 | | | | | 0/1 | | 1 | 2 | | | | | | | 7:45:47 |
| 17 | TOTH Timea | 8 | 25/57 | 44 | 2/5 | | 14/38 | 8/9 | 0/2 | 1/3 | 11 | 21 | 3 | 5 | 2 | 9 | 1 | | 3:51:42 |
| 18 | SZAMORANSKY Piroska | 8 | 19/30 | 63 | 10/19 | | | | 8/10 | 1/1 | 9 | 9 | 2 | | 4 | 3 | | | 5:40:48 |
| 22 | BODI Bernadett | 8 | 3/9 | 33 | 0/1 | 3/6 | 0/1 | | 0/1 | | 3 | 2 | 2 | | 2 | | | | 2:48:57 |
| 23 | SZUCS Gabriella | 8 | 9/19 | 47 | 1/1 | | 7/15 | | 1/3 | | 6 | 5 | 2 | 5 | 3 | 6 | | | 2:22:02 |
| 26 | BORBAS Rita | 8 | 6/8 | 75 | 5/7 | | | | | 1/1 | | 3 | | | | 1 | | | 49:20 |
| 31 | HORNYAK Agnes | 8 | 5/8 | 63 | 3/4 | 1/1 | 0/2 | | 1/1 | | 5 | 6 | | 1 | | 4 | | | 2:10:16 |
| 83 | KOVACSICZ Monika | 8 | 22/36 | 61 | 1/1 | 16/26 | | | 2/6 | 3/3 | 3 | 8 | 5 | 1 | 2 | 3 | | | 5:19:36 |
| 87 | TOMORI Zsuzsanna | 8 | 15/38 | 39 | 1/4 | | 8/24 | | 4/8 | 2/2 | 13 | 16 | 6 | 13 | 7 | 11 | 1 | | 5:25:13 |
| Bench/Team | | | | | | | | | | | 1 | | | | 3 | | | | |
| Totals | | | 211/406 | 52 | 37/61 | 38/65 | 56/160 | 23/34 | 32/56 | 25/30 | 106 | 127 | 30 | 28 | 26 | 48 | 2 | 0 | |

| Goalkeepers | | Total Shots | | 6m Shots | | Wing Shots | | 9m Shots | | 7m Shots | | Fast Breaks | | Breakthroughs | |
|---------------|------------------|-------------|----|----------|----|------------|----|----------|----|----------|----|-------------|----|---------------|----|
| No. | Name | S/S | % | S/S | % | S/S | % | S/S | % | S/S | % | S/S | % | S/S | % |
| 12 | HERR Orsolya | 2/13 | 15 | 0/2 | 0 | 0/2 | 0 | 0/3 | 0 | 2/4 | 50 | | | 0/2 | 0 |
| 16 | PALINGER Katalin | 108/323 | 33 | 8/38 | 21 | 24/54 | 44 | 48/104 | 46 | 5/29 | 17 | 16/64 | 25 | 7/34 | 21 |
| Totals | | 110/337 | 33 | 8/40 | 20 | 24/57 | 42 | 48/107 | 45 | 7/33 | 21 | 16/64 | 25 | 7/36 | 19 |

| Team Shots | Goals | Saves | Missed | Post | Blocked | Total | % |
|---------------|-------|-------|--------|------|---------|-------|----|
| 6m Shots | 37 | 19 | 1 | 4 | 0 | 61 | 61 |
| Wing Shots | 38 | 21 | 2 | 4 | 0 | 65 | 58 |
| 9m Shots | 56 | 44 | 18 | 19 | 23 | 160 | 35 |
| 7m Shots | 23 | 5 | 3 | 2 | n/a | 34 | 68 |
| Fast Breaks | 32 | 13 | 6 | 5 | 0 | 56 | 57 |
| Breakthroughs | 25 | 3 | 1 | 1 | 0 | 30 | 83 |
| Totals | 211 | 105 | 31 | 35 | 23 | 406 | 52 |

| Played | | |
|--------|-----|---------|
| PR | SWE | 30 - 24 |
| PR | BRA | 28 - 28 |
| PR | GER | 25 - 24 |
| PR | RUS | 24 - 33 |
| PR | KOR | 22 - 33 |
| QF | ROU | 34 - 30 |
| SF | RUS | 20 - 22 |
| BM | KOR | 28 - 33 |

Number of Attacks: 496, Scoring Efficiency: 43%



CUMULATIVE STATISTICS
累积技术统计 / STATISTIQUES CUMULATIVES

HUN - Hungary
After 8 matches

Shots Distribution

Players

Goals / Shots

| 2 FERLING B | | | 6 VERTEN O | | | 10 PIGNICZKI K | | | 13 GORBICZ A | | | 17 TOTH T | | | 18 SZAMORANSKY P | | | 22 BODI B | | |
|--------------------|-----|-------|-----------------|-----|------|----------------|-----|-----|-----------------|------|-------|----------------------------|-----|-----|---------------------------|-----|-----|-----------------|-----|-----|
| 6/8 | 0/2 | 4/6 | 3/4 | 0/1 | 3/5 | 2/2 | | 1/1 | 3/4 | 2/3 | 6/7 | 2/3 | 1/3 | 2/3 | 7/8 | 3/4 | | | | |
| 1/2 | | 0/3 | | | 1/2 | 0/2 | | 1/2 | 6/9 | 1/1 | 2/10 | 3/5 | 0/1 | 2/4 | 1/2 | | 1/1 | 0/1 | | 2/2 |
| 2/3 | 1/1 | 11/11 | 5/6 | 7/9 | 8/10 | 1/1 | 1/2 | | 12/13 | 6/12 | 11/18 | 6/7 | 1/3 | 8/9 | 3/4 | 2/3 | 2/3 | 1/1 | 0/1 | 0/2 |
| 3-Missed 3-Post | | | 1-Missed 4-Post | | | 1-Missed | | | 8-Missed 8-Post | | | 12-Blocked 8-Missed 6-Post | | | 4-Blocked 1-Missed 4-Post | | | 1-Missed 1-Post | | |
| 23 SZUCS G | | | 26 BORBAS R | | | 31 HORNYAK A | | | 83 KOVACSICZ M | | | 87 TOMORI Z | | | | | | | | |
| 1/1 | 1/1 | | 1/1 | 2/2 | | 1/1 | | | 3/3 | 3/7 | 4/5 | 1/2 | | 2/3 | | | | | | |
| 0/1 | 0/1 | | | | | | | | 3/5 | | 3/3 | 0/4 | | 0/3 | | | | | | |
| 3/6 | | 4/4 | 2/2 | 0/1 | 1/1 | 2/3 | | 2/3 | 4/4 | 1/4 | 1/1 | 6/7 | | 6/7 | | | | | | |
| 1-Missed 4-Blocked | | | 1-Post | | | 1-Post | | | 2-Missed 2-Post | | | 4-Missed 5-Post 3-Blocked | | | | | | | | |

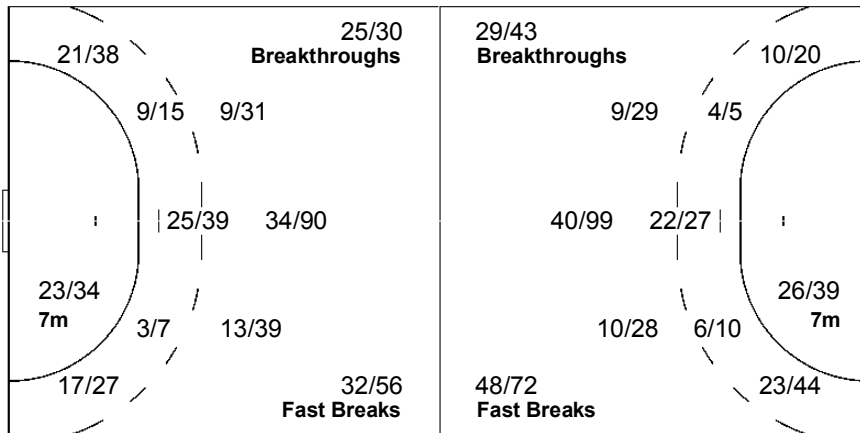
Team

Goals / Shots

| | | |
|-------|-------|-------|
| 30/37 | 12/23 | 22/30 |
| 14/31 | 1/3 | 12/30 |
| 47/57 | 19/36 | 54/69 |

31-Missed 35-Post 23-Blocked

Offence



Defence

Goalkeepers

Saves / Shots

| | | |
|-------|-------|-------|
| 6/40 | 10/22 | 7/27 |
| 26/43 | 2/3 | 18/40 |
| 19/74 | 14/43 | 8/45 |

| 12 HERR O | | |
|-----------|-----|-----|
| 0/1 | | 0/3 |
| 2/3 | | |
| 0/4 | 0/1 | 0/1 |

| 16 PALINGER K | | |
|---------------|-------|-------|
| 6/39 | 10/22 | 7/24 |
| 24/40 | 2/3 | 18/40 |
| 19/69 | 14/42 | 8/44 |

Legend:

| | | | | | | | | | |
|----|------------------|------|----------------------|------|----------------|-----|----------------|----|-------------------|
| % | Efficiency | 2Min | 2 Minute Suspensions | 6m | 6-metre Shots | 7m | 7-metre Shots | 9m | 9-metre Shots |
| AS | Assists | BM | Bronze Medal Match | BS | Blocked Shots | BT | Breakthroughs | EX | Exclusions |
| FB | Fast Breaks | G/S | Goals/Shots | MP | Matches Played | n/a | not applicable | PR | Preliminary Round |
| QF | Quarterfinal | RC | Red Cards | S/S | Saves/Shots | SF | Semifinal | ST | Steals |
| TF | Technical Faults | TP | Time Played | Wing | Wing Shots | YC | Yellow Cards | | |



CUMULATIVE STATISTICS

累积技术统计 / STATISTIQUES CUMULATIVES

FRA - France

After 8 matches

| Players | | MP | Shots | | | | | | | | Offence | | Defence | | Penalties | | | TP | |
|---------------|----------------------------|----|---------|----|-------|-------|--------|-------|-------|-------|---------|-----|---------|----|-----------|------|----|----|---------|
| No. | Name | | G/S | % | 6m | Wing | 9m | 7m | FB | BT | AS | TF | ST | BS | YC | 2Min | RC | | EX |
| 4 | KAMTO NJITAM Nina | 8 | 16/26 | 62 | 12/16 | 0/1 | 0/1 | | 4/5 | 0/3 | 9 | 10 | 4 | 4 | 3 | 2 | | | 4:49:14 |
| 5 | AYGLON Camille | 8 | 9/19 | 47 | | | 3/9 | | 4/7 | 2/3 | 12 | 7 | 4 | 2 | 1 | 2 | | | 3:22:10 |
| 8 | PECQUEUX-ROLLAND Veronique | 8 | 18/27 | 67 | 11/18 | | 0/1 | | 6/7 | 1/1 | 7 | 10 | 2 | | 2 | 3 | | | 3:54:32 |
| 9 | BAUDOUIN Paule | 8 | 31/51 | 61 | 1/1 | 8/17 | 3/7 | 15/19 | 4/6 | 0/1 | 7 | 4 | 2 | | 3 | 3 | | | 4:19:32 |
| 10 | HERBRECHT Sophie | 8 | 29/82 | 35 | 3/7 | | 17/61 | 5/8 | 2/4 | 2/2 | 28 | 29 | 2 | 1 | 3 | 2 | | | 5:29:05 |
| 11 | CANO Stephanie | 8 | 12/23 | 52 | 1/1 | 3/10 | 2/4 | | 6/8 | | 1 | 9 | 3 | | | 1 | | | 4:24:41 |
| 12 | LEYNAUD Amandine | 8 | | | | | | | | | 1 | 1 | | | | | | | 2:21:37 |
| 13 | WENDLING Isabelle | 8 | 6/8 | 75 | 3/3 | | 0/1 | | 3/4 | | 8 | 9 | 10 | 3 | 2 | 4 | | | 4:19:36 |
| 16 | NICOLAS Valerie | 8 | | | | | | | | | 2 | | 2 | | | | | | 6:18:23 |
| 19 | VANPARYS-TORRES Christine | 8 | 17/41 | 41 | | | 10/30 | 1/2 | 2/3 | 4/6 | 4 | 15 | 1 | 1 | | 1 | | | 3:03:13 |
| 20 | TERVEL Raphaelle | 8 | 24/40 | 60 | 2/4 | 7/16 | 0/3 | | 11/13 | 4/4 | 10 | 15 | 11 | 5 | 3 | 2 | | | 6:30:27 |
| 21 | TOUNKARA Maakan | 8 | 17/29 | 59 | 5/5 | 4/14 | 0/1 | | 8/9 | | 6 | 8 | 1 | | 2 | 1 | | | 4:14:46 |
| 23 | LACRABERE Alexandra | 8 | 16/36 | 44 | 2/4 | 1/1 | 9/26 | | 2/3 | 2/2 | 7 | 7 | | 1 | 2 | 3 | | | 3:04:07 |
| 24 | SIGNATE Mariama | 8 | 24/52 | 46 | 3/3 | | 11/36 | | 4/5 | 6/8 | 13 | 21 | 6 | 14 | 3 | 6 | | | 4:28:37 |
| Bench/Team | | | | | | | | | | | | 1 | | | 2 | | | | |
| Totals | | | 219/434 | 50 | 43/62 | 23/59 | 55/180 | 21/29 | 56/74 | 21/30 | 115 | 146 | 48 | 31 | 26 | 30 | 0 | 0 | |

| Goalkeepers | | Total Shots | | 6m Shots | | Wing Shots | | 9m Shots | | 7m Shots | | Fast Breaks | | Breakthroughs | |
|---------------|------------------|-------------|----|----------|----|------------|----|----------|----|----------|----|-------------|----|---------------|----|
| No. | Name | S/S | % | S/S | % | S/S | % | S/S | % | S/S | % | S/S | % | S/S | % |
| 12 | LEYNAUD Amandine | 38/96 | 40 | 3/9 | 33 | 3/14 | 21 | 18/32 | 56 | 3/12 | 25 | 6/18 | 33 | 5/11 | 45 |
| 16 | NICOLAS Valerie | 105/264 | 40 | 13/39 | 33 | 16/35 | 46 | 39/76 | 51 | 8/29 | 28 | 18/51 | 35 | 11/34 | 32 |
| Totals | | 143/360 | 40 | 16/48 | 33 | 19/49 | 39 | 57/108 | 53 | 11/41 | 27 | 24/69 | 35 | 16/45 | 36 |

| Team Shots | Goals | Saves | Missed | Post | Blocked | Total | % |
|---------------|-------|-------|--------|------|---------|-------|----|
| 6m Shots | 43 | 14 | 3 | 2 | 0 | 62 | 69 |
| Wing Shots | 23 | 29 | 3 | 4 | 0 | 59 | 39 |
| 9m Shots | 55 | 65 | 17 | 11 | 32 | 180 | 31 |
| 7m Shots | 21 | 5 | 2 | 1 | n/a | 29 | 72 |
| Fast Breaks | 56 | 14 | 1 | 2 | 1 | 74 | 76 |
| Breakthroughs | 21 | 5 | 2 | 2 | 0 | 30 | 70 |
| Totals | 219 | 132 | 28 | 22 | 33 | 434 | 50 |

| Played | | |
|--------|-----|---------|
| PR | ANG | 32 - 21 |
| PR | KAZ | 21 - 18 |
| PR | ROU | 26 - 34 |
| PR | NOR | 24 - 34 |
| PR | CHN | 18 - 21 |
| QF | RUS | 31 - 32 |
| PL | ROU | 36 - 34 |
| PL | CHN | 31 - 23 |

Number of Attacks: 546, Scoring Efficiency: 40%



CUMULATIVE STATISTICS
累积技术统计 / STATISTIQUES CUMULATIVES

FRA - France
After 8 matches

Shots Distribution

| 4 KAMTO NJITAM N | | | 5 AYGLON C | | | 8 PECQUEUX-ROLLAND V | | | 9 BAUDOIN P | | | 10 HERBRECHT S | | | 11 CANO S | | | 13 WENDLING I | | |
|---------------------------|-----|-----|--------------------|-----|-----|----------------------|-----|-----|-----------------|-----|------|----------------------------|-----|-------|-----------------|-----|-----|---------------|-----|-----|
| 2/3 | | 3/4 | 1/3 | 1/2 | 1/2 | 2/2 | 1/1 | 2/2 | | 4/5 | 5/7 | 3/5 | 0/1 | 2/6 | 0/1 | | | | 0/1 | |
| 4/5 | 0/2 | | 2/4 | 0/1 | 2/2 | 3/5 | | 1/1 | 1/3 | 0/2 | 6/9 | 3/7 | | 0/1 | 1/1 | 0/1 | 2/3 | 1/1 | | 2/2 |
| 5/5 | | 2/3 | 2/2 | | 0/1 | 1/3 | 1/2 | 7/8 | 7/7 | 1/3 | 7/10 | 9/16 | 2/7 | 10/14 | 5/5 | 1/2 | 3/7 | 1/1 | | 2/2 |
| 1-Missed 2-Post 1-Blocked | | | 1-Missed 1-Blocked | | | 3-Missed | | | 3-Missed 2-Post | | | 5-Missed 6-Post 14-Blocked | | | 1-Missed 2-Post | | | 1-Blocked | | |

| 19 VANPARYS-TORRES C | | | 20 TERVEL R | | | 21 TOUNKARA M | | | 23 LACRABERE A | | | 24 SIGNATE M | | |
|---------------------------|-----|-----|------------------|-----|-----|---------------------------|-----|-----|----------------|-----|-----|-------------------------------------|-----|-------|
| 1/4 | | 1/4 | 3/4 | 1/2 | 3/4 | 3/3 | 3/5 | 2/3 | 3/4 | 0/1 | 0/1 | 1/2 | 0/1 | 2/2 |
| 3/4 | | | 0/1 | 0/2 | 4/9 | | 0/1 | 2/5 | 2/3 | | 0/2 | 2/3 | | 0/4 |
| 9/12 | 1/2 | 2/3 | 5/5 | 0/1 | 8/9 | 2/2 | | 5/6 | 4/7 | 2/4 | 5/5 | 8/8 | 1/3 | 10/17 |
| 2-Missed 3-Post 7-Blocked | | | 2-Post 1-Blocked | | | 1-Missed 2-Post 1-Blocked | | | 4-Missed | | | 5-Blocked 7-Missed 3-Post 2-Blocked | | |

Team

Offence

Defence

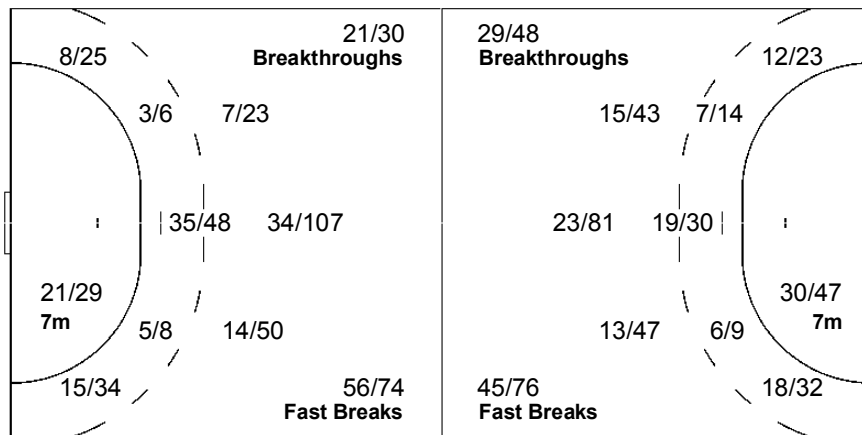
Goalkeepers

Goals / Shots

Saves / Shots

| | | |
|-------|-------|-------|
| 19/31 | 10/19 | 21/35 |
| 22/37 | 0/9 | 19/38 |
| 58/73 | 9/24 | 61/85 |

28-Missed 22-Post 33-Blocked



| | | |
|-------|-------|-------|
| 13/40 | 13/18 | 15/37 |
| 12/27 | 8/8 | 24/45 |
| 22/72 | 15/41 | 21/72 |

| 12 LEYNAUD A | | |
|--------------|------|------|
| 3/6 | 4/6 | 7/12 |
| 4/8 | 1/1 | 6/13 |
| 3/22 | 6/11 | 4/17 |

| 16 NICOLAS V | | |
|--------------|------|-------|
| 10/34 | 9/12 | 8/25 |
| 8/19 | 7/7 | 18/32 |
| 19/50 | 9/30 | 17/55 |

| Legend: | | | | | | | | | |
|---------|--------------|------|----------------------|-----|----------------|----|---------------|----|-------------------|
| % | Efficiency | 2Min | 2 Minute Suspensions | 6m | 6-metre Shots | 7m | 7-metre Shots | 9m | 9-metre Shots |
| AS | Assists | BS | Blocked Shots | BT | Breakthroughs | EX | Exclusions | FB | Fast Breaks |
| G/S | Goals/Shots | MP | Matches Played | n/a | not applicable | PL | Placement | PR | Preliminary Round |
| QF | Quarterfinal | RC | Red Cards | S/S | Saves/Shots | ST | Steals | TF | Technical Faults |
| TP | Time Played | Wing | Wing Shots | YC | Yellow Cards | | | | |



CUMULATIVE STATISTICS

累积技术统计 / STATISTIQUES CUMULATIVES

CHN - China After 8 matches

| Players | | MP | Shots | | | | | | | | Offence | | Defence | | Penalties | | | TP |
|---------------|---------------|----|---------|----|-------|-------|--------|-------|-------|-------|---------|-----|---------|----|-----------|------|----|---------|
| No. | Name | | G/S | % | 6m | Wing | 9m | 7m | FB | BT | AS | TF | ST | BS | YC | 2Min | RC | |
| 1 | LIU Guini | 8 | | | | | | | | | 1 | | | | 1 | | | 1:58:02 |
| 2 | WEI Qiuxiang | 8 | 14/27 | 52 | 1/2 | 6/11 | 0/2 | 4/4 | 3/5 | 0/3 | | 3 | 4 | 2 | 2 | | | 4:50:17 |
| 3 | LIU Yun | 8 | 35/49 | 71 | 16/22 | | 0/1 | 18/25 | 1/1 | | 6 | 18 | | 1 | 1 | | | 4:33:12 |
| 7 | ZHANG Geng | 6 | 5/12 | 42 | 2/2 | 0/1 | 1/4 | | | 2/5 | 3 | 6 | 1 | | | | | 58:03 |
| 9 | WANG Min | 8 | 10/16 | 63 | 1/1 | 5/7 | | | 4/6 | 0/2 | 4 | 3 | 8 | 2 | | | | 4:01:03 |
| 10 | WANG Shasha | 8 | 32/67 | 48 | 5/6 | 1/1 | 15/45 | | 2/3 | 9/12 | 22 | 32 | 12 | 1 | 4 | 5 | | 7:28:40 |
| 12 | HUANG Hong | 8 | | | | | | | | | | 1 | 1 | | | | | 6:02:04 |
| 13 | WU Yanan | 2 | 0/3 | 0 | | 0/2 | | | 0/1 | | 1 | | | 2 | | | | 1:03:51 |
| 14 | LIU Xiaomei | 8 | 30/89 | 34 | 2/3 | | 20/71 | | 3/6 | 5/9 | 23 | 28 | 8 | 1 | 4 | 3 | | 7:07:00 |
| 15 | SUN Laimiao | 8 | 2/4 | 50 | 0/1 | | | | 2/3 | | 1 | 1 | | 2 | 5 | 1 | | 1:25:33 |
| 18 | WU Wenjuan | 8 | 9/26 | 35 | 5/7 | 0/2 | 1/9 | | 2/5 | 1/3 | 9 | 17 | 9 | 2 | 1 | 5 | | 4:01:10 |
| 19 | LI Weiwei | 8 | 28/56 | 50 | 0/3 | | 7/26 | 13/16 | 2/4 | 6/7 | 7 | 7 | | | | | | 2:39:01 |
| 21 | LI Bing | 8 | 8/18 | 44 | 1/1 | | 1/4 | | 3/8 | 3/5 | 5 | 4 | 6 | 8 | 3 | 3 | | 3:25:58 |
| 22 | HUANG Dongjie | 8 | 13/23 | 57 | | 7/14 | | | 5/7 | 1/2 | 7 | 8 | 7 | 3 | 4 | | | 5:58:36 |
| 23 | YAN Meizhu | 8 | 2/9 | 22 | | | 1/7 | 0/1 | 1/1 | | | 1 | | | | | | 27:30 |
| | Bench/Team | | | | | | | | | | | | | | 1 | | | |
| Totals | | | 188/399 | 47 | 33/48 | 19/38 | 46/169 | 35/46 | 28/50 | 27/48 | 88 | 130 | 56 | 12 | 25 | 29 | 1 | 0 |

| Goalkeepers | | Total Shots | | 6m Shots | | Wing Shots | | 9m Shots | | 7m Shots | | Fast Breaks | | Breakthroughs | |
|---------------|------------|-------------|----|----------|----|------------|----|----------|----|----------|----|-------------|----|---------------|----|
| No. | Name | S/S | % | S/S | % | S/S | % | S/S | % | S/S | % | S/S | % | S/S | % |
| 1 | LIU Guini | 17/71 | 24 | 1/14 | 7 | 3/11 | 27 | 8/18 | 44 | 1/8 | 13 | 3/13 | 23 | 1/7 | 14 |
| 12 | HUANG Hong | 61/222 | 27 | 13/44 | 30 | 13/32 | 41 | 23/67 | 34 | 0/12 | 0 | 8/44 | 18 | 4/23 | 17 |
| Totals | | 78/294 | 27 | 14/58 | 24 | 16/43 | 37 | 31/85 | 36 | 1/20 | 5 | 11/58 | 19 | 5/30 | 17 |

| Team Shots | Goals | Saves | Missed | Post | Blocked | Total | % |
|---------------|-------|-------|--------|------|---------|-------|----|
| 6m Shots | 33 | 12 | 0 | 1 | 2 | 48 | 69 |
| Wing Shots | 19 | 13 | 3 | 3 | 0 | 38 | 50 |
| 9m Shots | 46 | 60 | 13 | 17 | 33 | 169 | 27 |
| 7m Shots | 35 | 5 | 2 | 3 | n/a | 46 | 76 |
| Fast Breaks | 28 | 19 | 1 | 1 | 1 | 50 | 56 |
| Breakthroughs | 27 | 17 | 2 | 1 | 1 | 48 | 56 |
| Totals | 188 | 126 | 21 | 26 | 37 | 399 | 47 |

| Played | | |
|--------|-----|---------|
| PR | NOR | 23 - 30 |
| PR | ROU | 20 - 34 |
| PR | ANG | 32 - 24 |
| PR | KAZ | 26 - 29 |
| PR | FRA | 21 - 18 |
| QF | KOR | 23 - 31 |
| PL | SWE | 20 - 19 |
| PL | FRA | 23 - 31 |

Number of Attacks: 489, Scoring Efficiency: 38%



CUMULATIVE STATISTICS

累积技术统计 / STATISTIQUES CUMULATIVES

CHN - China
After 8 matches

Shots Distribution

Players

Goals / Shots

| | | | | | | | | | | | | | | | | | | | | |
|------------------|-----|-----|---------------------------|-----|-----|---------------------------|-----|------|-----------------|-----|-----|---------------------------|-----|------|---------------------------|-----|-----|----------------------------|------|------|
| 2 WEI Q | | | 3 LIU Y | | | 7 ZHANG G | | | 9 WANG M | | | 10 WANG S | | | 13 WU Y | | | 14 LIU X | | |
| 1/1 | 1/3 | | 5/6 | 4/5 | 9/9 | 2/2 | | 1/1 | 1/1 | 2/3 | 1/1 | 6/8 | 0/1 | 1/2 | | | | 4/6 | 0/2 | 2/3 |
| 4/6 | 0/1 | 2/4 | 2/2 | 0/1 | 3/5 | | 0/1 | | 1/2 | 0/1 | | 1/1 | | 4/7 | 0/1 | | 0/1 | 3/7 | 0/2 | 2/6 |
| 1/1 | 1/3 | 4/5 | 4/5 | 4/6 | 4/4 | 0/1 | 2/2 | | 3/5 | 2/3 | | 5/9 | 6/7 | 9/12 | | | | 9/15 | 5/10 | 5/15 |
| 2-Post 1-Blocked | | | 1-Missed 3-Post 1-Blocked | | | 2-Missed 2-Post 1-Blocked | | | | | | 8-Missed 6-Post 6-Blocked | | | 1-Missed | | | 3-Missed 2-Post 18-Blocked | | |
| 15 SUN L | | | 18 WU W | | | 19 LI W | | | 21 LI B | | | 22 HUANG D | | | 23 YAN M | | | | | |
| | 1/2 | | 1/2 | 1/2 | | 1/2 | | 0/1 | | 0/1 | | | 3/4 | 3/3 | 0/1 | | | | | |
| | | | | | 0/4 | 2/3 | 0/2 | 2/4 | 2/3 | | 1/1 | | 0/1 | 1/3 | 1/1 | | | | | |
| 1/2 | | | 3/6 | 3/4 | 1/2 | 12/15 | 3/6 | 8/12 | 3/7 | | 2/4 | 3/3 | 1/2 | 2/2 | 1/2 | 0/2 | | | | |
| 1-Missed 2-Post | | | 3-Blocked 2-Missed 3-Post | | | 6-Blocked | | | 2-Post | | | 2-Missed 3-Post | | | 1-Missed 1-Post 1-Blocked | | | | | |

Team

Offence

Defence

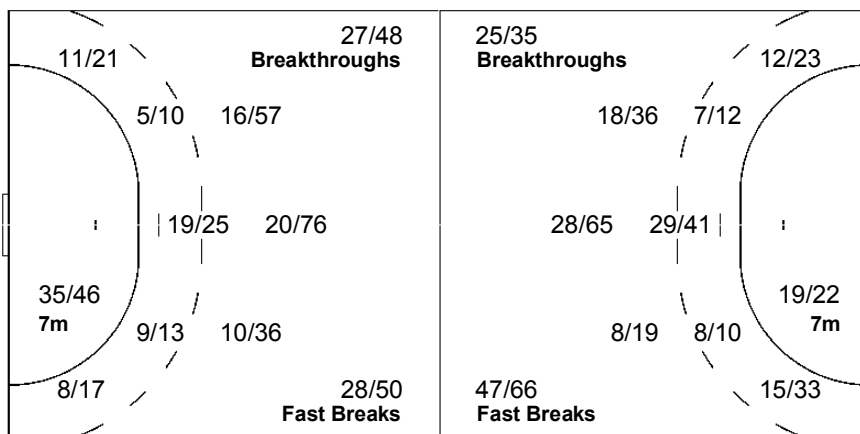
Goalkeepers

Goals / Shots

Saves / Shots

| | | |
|-------|-------|-------|
| 21/29 | 12/23 | 17/20 |
| 16/26 | 0/9 | 15/35 |
| 45/71 | 27/45 | 35/56 |

21-Missed 26-Post 37-Blocked



| | | |
|-------|-------|-------|
| 5/27 | 5/20 | 7/28 |
| 10/25 | 4/4 | 12/24 |
| 7/68 | 18/36 | 10/62 |

1 LIU G

| | | |
|------|-----|------|
| 1/6 | 1/6 | 1/4 |
| 2/13 | 1/1 | 5/10 |
| 0/10 | 2/5 | 4/16 |

12 HUANG H

| | | |
|------|-------|------|
| 4/21 | 4/14 | 6/24 |
| 8/12 | 3/3 | 7/14 |
| 7/58 | 16/30 | 6/46 |

Player #13 WU Yanan replaced by #7 ZHANG Geng

| | | | | | |
|------------------------|--------------------------|----------------------------------|----------------------------|-------------------------|-----------------------------|
| Legend: | % Efficiency | 2Min 2 Minute Suspensions | 6m 6-metre Shots | 7m 7-metre Shots | 9m 9-metre Shots |
| AS Assists | BS Blocked Shots | BT Breakthroughs | EX Exclusions | FB Fast Breaks | PR Preliminary Round |
| G/S Goals/Shots | MP Matches Played | n/a not applicable | PL Placement | RC Red Cards | ST Steals |
| QF Quarterfinal | RC Red Cards | S/S Saves/Shots | TF Technical Faults | TP Time Played | |
| Wing Wing Shots | YC Yellow Cards | | | | |



CUMULATIVE STATISTICS

累积技术统计 / STATISTIQUES CUMULATIVES

ROU - Romania

After 8 matches

| Players | | MP | Shots | | | | | | | | Offence | | Defence | | Penalties | | | | TP |
|---------------|--------------------------|----|---------|-----|-------|-------|--------|-------|-------|-------|---------|-----|---------|----|-----------|------|----|---------|----|
| No. | Name | | G/S | % | 6m | Wing | 9m | 7m | FB | BT | AS | TF | ST | BS | YC | 2Min | RC | EX | |
| 1 | PISLARU Tereza | 8 | | | | | | | | 2 | | | | | | | | 1:23:18 | |
| 2 | MAIER Ramona | 8 | 56/78 | 72 | 2/3 | 16/25 | 0/2 | 20/25 | 18/22 | 0/1 | 7 | 4 | 4 | 1 | | | | 6:31:18 | |
| 4 | BIRSAN Florina | 8 | 2/3 | 67 | 2/2 | | | | | 0/1 | 1 | 2 | 1 | | | | | 54:04 | |
| 5 | AMARIEI Carmen | 8 | 29/58 | 50 | 3/4 | | 19/44 | | 2/4 | 5/6 | 16 | 21 | 3 | 3 | 2 | 7 | | 4:35:04 | |
| 7 | OLTEANU Adriana | 8 | 12/14 | 86 | 1/1 | 3/4 | 3/3 | | 4/5 | 1/1 | 1 | 3 | 3 | | 1 | | | 2:30:00 | |
| 8 | NEAGU Cristina Georgiana | 8 | 31/65 | 48 | 2/2 | | 24/54 | 0/2 | 3/5 | 2/2 | 17 | 11 | 3 | 4 | 4 | 6 | | 6:21:57 | |
| 9 | BRADEANU Aurelia | 8 | 11/31 | 35 | 0/1 | | 6/20 | | 2/5 | 3/5 | 7 | 9 | 7 | 4 | 1 | 1 | | 3:25:11 | |
| 10 | STANCA Ionela | 8 | 33/41 | 80 | 20/26 | | | | 12/13 | 1/2 | 30 | 19 | 3 | | 2 | 1 | | 5:40:15 | |
| 12 | TOLNAI Talida | 5 | | | | | | | | | | | | | | | | 40:08 | |
| 15 | ELISEI Neli | 8 | 31/48 | 65 | 1/1 | 8/12 | 6/11 | 10/13 | 4/8 | 2/3 | 5 | 10 | 4 | | 1 | 3 | | 6:48:21 | |
| 16 | DINU Luminita | 8 | 1/1 | 100 | | | | | 1/1 | | 5 | 5 | | | | 2 | | 6:20:21 | |
| 18 | MEIROSU Laura | 8 | 19/37 | 51 | 1/4 | | 9/24 | | 2/2 | 7/7 | 13 | 15 | 4 | 6 | 3 | 6 | | 4:08:56 | |
| 19 | BESE Valeria | 8 | 6/15 | 40 | 1/2 | | 1/8 | | 1/1 | 3/4 | 7 | 12 | 4 | 13 | 6 | 3 | 1 | 5:13:39 | |
| 25 | ANI SENOCICO Mihaela | 3 | 5/5 | 100 | | 2/2 | | 3/3 | | | | 2 | | | | | 1 | 48:02 | |
| 99 | LECUSANU Narcisa | 8 | 12/25 | 48 | 1/1 | | 4/10 | 1/4 | 3/5 | 3/5 | 9 | 9 | 2 | 1 | 1 | 2 | | 2:59:26 | |
| | Bench/Team | | | | | | | | | | | | | | 4 | 2 | 1 | | |
| Totals | | | 248/421 | 59 | 34/47 | 29/43 | 72/176 | 34/47 | 52/71 | 27/37 | 121 | 122 | 38 | 31 | 26 | 34 | 2 | 0 | |

| Goalkeepers | | Total Shots | | 6m Shots | | Wing Shots | | 9m Shots | | 7m Shots | | Fast Breaks | | Breakthroughs | |
|---------------|----------------|-------------|----|----------|----|------------|----|----------|----|----------|----|-------------|----|---------------|----|
| No. | Name | S/S | % | S/S | % | S/S | % | S/S | % | S/S | % | S/S | % | S/S | % |
| 1 | PISLARU Tereza | 18/62 | 29 | 4/15 | 27 | 5/8 | 63 | 7/14 | 50 | 0/4 | 0 | 0/12 | 0 | 2/9 | 22 |
| 12 | TOLNAI Talida | 5/22 | 23 | | | 1/3 | 33 | 3/10 | 30 | 0/4 | 0 | 1/3 | 33 | 0/2 | 0 |
| 16 | DINU Luminita | 97/248 | 39 | 12/39 | 31 | 18/43 | 42 | 44/83 | 53 | 6/22 | 27 | 11/42 | 26 | 6/19 | 32 |
| Totals | | 120/332 | 36 | 16/54 | 30 | 24/54 | 44 | 54/107 | 50 | 6/30 | 20 | 12/57 | 21 | 8/30 | 27 |

| Team Shots | Goals | Saves | Missed | Post | Blocked | Total | % |
|---------------|-------|-------|--------|------|---------|-------|----|
| 6m Shots | 34 | 11 | 2 | 0 | 0 | 47 | 72 |
| Wing Shots | 29 | 9 | 2 | 3 | 0 | 43 | 67 |
| 9m Shots | 72 | 40 | 17 | 11 | 36 | 176 | 41 |
| 7m Shots | 34 | 8 | 2 | 3 | n/a | 47 | 72 |
| Fast Breaks | 52 | 12 | 3 | 2 | 2 | 71 | 73 |
| Breakthroughs | 27 | 7 | 1 | 2 | 0 | 37 | 73 |
| Totals | 248 | 87 | 27 | 21 | 38 | 421 | 59 |

| Played | | |
|--------|-----|---------|
| PR | KAZ | 31 - 19 |
| PR | CHN | 34 - 20 |
| PR | FRA | 34 - 26 |
| PR | ANG | 28 - 23 |
| PR | NOR | 23 - 24 |
| QF | HUN | 30 - 34 |
| PL | FRA | 34 - 36 |
| PL | SWE | 34 - 30 |

Number of Attacks: 505, Scoring Efficiency: 49%

CUMULATIVE STATISTICS

累积技术统计 / STATISTIQUES CUMULATIVES

ROU - Romania

After 8 matches

Shots Distribution

Players

Goals / Shots

| 2 MAIER R | | | 4 BIRSAN F | | | 5 AMARIEI C | | | 7 OLTEANU A | | | 8 NEAGU CG | | | 9 BRADEANU A | | | 10 STANCA I | | |
|---------------------------|-------|-------|----------------------------|--|-----|--|-----|-----|---------------------------|-----|-----|------------|-----|-----|--------------|-----|-----|-------------|-----|-----|
| 1/1 | 1/3 | 6/7 | | | 1/1 | 3/5 | 0/2 | 2/3 | | 0/1 | | 2/3 | 0/2 | 7/7 | 3/4 | 0/1 | 2/2 | 2/2 | 1/1 | 5/6 |
| 3/5 | 0/1 | 9/11 | 0/1 | | | 2/5 | 0/1 | 3/4 | | | 0/1 | 3/4 | 0/1 | 3/5 | 1/2 | 0/1 | 1/1 | 2/5 | | 2/2 |
| 10/11 | 11/13 | 15/17 | 1/1 | | | 10/12 | 4/5 | 5/5 | 10/10 | | 2/2 | 6/7 | 3/6 | 7/9 | 3/3 | 0/2 | 1/3 | 10/10 | 4/5 | 7/7 |
| 4-Missed 4-Post 1-Blocked | | | 3-Missed 3-Post 10-Blocked | | | 5-Missed 3-Post 13-Blocked 4-Missed 1-Post | | | 7-Blocked 2-Missed 1-Post | | | | | | | | | | | |

| 15 ELISEI N | | | 18 MEIROSU L | | | 19 BESE V | | | 25 ANI SENOCICO M | | | 99 LECUSANU N | | |
|------------------------------------|-----|-----|---------------------------|-----|-----|---------------------------|-----|-----|-------------------|-----|-----|---------------|-----|-----|
| 4/5 | 3/5 | 4/5 | 1/1 | | 3/5 | | | 2/3 | 1/1 | | 1/1 | 1/1 | | 1/1 |
| 5/5 | | 2/4 | 1/2 | 0/1 | 5/7 | | | 1/1 | | | | | | 2/5 |
| 7/9 | | 6/6 | 2/4 | 1/2 | 6/8 | 1/1 | 1/2 | 1/3 | 1/1 | 1/1 | 1/1 | 3/3 | 3/5 | 2/6 |
| 2-Missed 5-Post 2-Blocked 3-Missed | | | 4-Blocked 3-Missed 2-Post | | | 1-Missed 2-Post 1-Blocked | | | | | | | | |

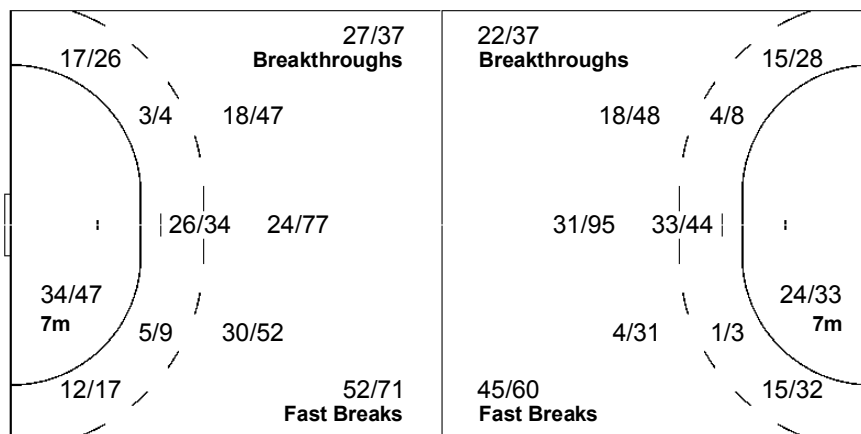
Team

Goals / Shots

| | | |
|-------|-------|-------|
| 18/23 | 6/16 | 34/41 |
| 17/29 | 0/5 | 28/41 |
| 64/72 | 28/41 | 53/67 |

27-Missed 21-Post 38-Blocked

Offence



Defence

Goalkeepers

Saves / Shots

| | | |
|-------|-------|-------|
| 4/24 | 8/12 | 6/28 |
| 17/29 | 4/4 | 15/27 |
| 19/81 | 13/28 | 34/99 |

1 PISLARU T

| | | |
|------|-----|------|
| 1/7 | 3/3 | 0/1 |
| 2/2 | 1/1 | 3/3 |
| 0/14 | 2/6 | 6/25 |

12 TOLNAI T

| | | |
|------|--|-----|
| 0/1 | | 0/3 |
| 0/1 | | 1/1 |
| 2/10 | | 2/6 |

16 DINU L

| | | |
|-------|-------|-------|
| 3/16 | 5/9 | 6/24 |
| 15/26 | 3/3 | 11/23 |
| 17/57 | 11/22 | 26/68 |

Player #12 TOLNAI Talida replaced by #25 ANI SENOCICO Mihaela

| Legend: | | | | | | | | | |
|---------|--------------|------|----------------------|-----|----------------|----|---------------|----|-------------------|
| % | Efficiency | 2Min | 2 Minute Suspensions | 6m | 6-metre Shots | 7m | 7-metre Shots | 9m | 9-metre Shots |
| AS | Assists | BS | Blocked Shots | BT | Breakthroughs | EX | Exclusions | FB | Fast Breaks |
| G/S | Goals/Shots | MP | Matches Played | n/a | not applicable | PL | Placement | PR | Preliminary Round |
| QF | Quarterfinal | RC | Red Cards | S/S | Saves/Shots | ST | Steals | TF | Technical Faults |
| TP | Time Played | Wing | Wing Shots | YC | Yellow Cards | | | | |

CUMULATIVE STATISTICS

累积技术统计 / STATISTIQUES CUMULATIVES

SWE - Sweden

After 8 matches

| Players | | MP | Shots | | | | | | | | Offence | | Defence | | Penalties | | | TP | |
|---------------|-------------------------|----|---------|----|-------|-------|--------|-------|-------|-------|---------|-----|---------|----|-----------|------|----|----|---------|
| No. | Name | | G/S | % | 6m | Wing | 9m | 7m | FB | BT | AS | TF | ST | BS | YC | 2Min | RC | | EX |
| 3 | FLOGNMAN Tina | 8 | 5/7 | 71 | 4/5 | | 0/1 | | 1/1 | | 2 | 4 | | | | 2 | | | 2:07:33 |
| 4 | BOSON Matilda | 8 | 25/47 | 53 | 3/3 | 12/27 | 2/4 | | 7/11 | 1/2 | 2 | 7 | 7 | | | 3 | | | 7:05:46 |
| 5 | HOLMGREN Sara | 8 | 12/17 | 71 | 9/14 | | | | 3/3 | | 3 | 7 | 5 | 5 | 5 | 6 | | | 4:52:41 |
| 6 | ISLAS HELGESSON Therese | 2 | 7/16 | 44 | 2/2 | | 2/7 | | 2/5 | 1/2 | | 3 | | | | 1 | | | 1:02:00 |
| 7 | WIEL FREDEN Annika | 8 | 19/34 | 56 | 2/3 | 10/22 | 0/1 | | 7/8 | | 4 | 7 | 4 | 1 | 1 | | | | 4:45:56 |
| 9 | TOVEBY Frida | 6 | 8/9 | 89 | 7/8 | | | | 1/1 | | 1 | 3 | 1 | 1 | 1 | | | | 1:00:54 |
| 10 | UTKOVIC Teresa | 8 | 13/21 | 62 | 1/1 | 8/14 | | | 2/4 | 2/2 | 1 | 13 | 2 | | 1 | | | | 3:06:14 |
| 11 | ENSTROM Jessica | 8 | 15/22 | 68 | 5/5 | | 4/9 | | 2/2 | 4/6 | 20 | 12 | | | | | | | 2:27:06 |
| 12 | BENGTSSON Therese | 8 | | | | | | | | | | | | | | | | | 1:38:23 |
| 14 | ERIKSSON Sara | 8 | 5/7 | 71 | 0/1 | 1/2 | | | 4/4 | | 1 | 5 | 1 | 3 | 3 | 4 | | | 3:20:33 |
| 15 | AHLM Johanna | 8 | 40/95 | 42 | 3/6 | 1/1 | 13/48 | 10/16 | 7/10 | 6/14 | 22 | 20 | 1 | 1 | 4 | | | | 5:47:55 |
| 16 | GRUNDSTROM Madeleine | 8 | | | | | | | | | 1 | 2 | | | | | | | 6:19:04 |
| 17 | TORSTENSON Linnea | 8 | 33/90 | 37 | 4/6 | | 25/76 | | | 4/8 | 22 | 22 | 5 | 9 | 2 | 3 | | | 6:31:53 |
| 18 | WIBERG Johanna | 8 | | | | | | | | | 4 | 2 | 4 | 3 | 6 | 11 | | | 3:31:31 |
| 20 | GULLDEN Isabelle | 8 | 14/30 | 47 | 0/1 | | 4/16 | 5/7 | 1/1 | 4/5 | 14 | 10 | 1 | 1 | | 1 | | | 2:22:31 |
| Bench/Team | | | | | | | | | | | | | | | 6 | 1 | | | |
| Totals | | | 196/395 | 50 | 40/55 | 32/66 | 50/162 | 15/23 | 37/50 | 22/39 | 97 | 117 | 31 | 24 | 29 | 32 | 0 | 0 | |

| Goalkeepers | | Total Shots | | 6m Shots | | Wing Shots | | 9m Shots | | 7m Shots | | Fast Breaks | | Breakthroughs | |
|---------------|----------------------|-------------|----|----------|----|------------|----|----------|----|----------|----|-------------|----|---------------|----|
| No. | Name | S/S | % | S/S | % | S/S | % | S/S | % | S/S | % | S/S | % | S/S | % |
| 12 | BENGTSSON Therese | 22/70 | 31 | 1/8 | 13 | 6/13 | 46 | 9/22 | 41 | 2/13 | 15 | 3/8 | 38 | 1/6 | 17 |
| 16 | GRUNDSTROM Madeleine | 74/247 | 30 | 4/47 | 9 | 12/35 | 34 | 38/79 | 48 | 8/26 | 31 | 5/31 | 16 | 7/29 | 24 |
| Totals | | 96/318 | 30 | 5/55 | 9 | 18/48 | 38 | 47/102 | 46 | 10/39 | 26 | 8/39 | 21 | 8/35 | 23 |

| Team Shots | Goals | Saves | Missed | Post | Blocked | Total | % |
|---------------|-------|-------|--------|------|---------|-------|----|
| 6m Shots | 40 | 11 | 3 | 1 | 0 | 55 | 73 |
| Wing Shots | 32 | 29 | 2 | 3 | 0 | 66 | 48 |
| 9m Shots | 50 | 46 | 26 | 19 | 21 | 162 | 31 |
| 7m Shots | 15 | 6 | 1 | 1 | n/a | 23 | 65 |
| Fast Breaks | 37 | 5 | 2 | 5 | 1 | 50 | 74 |
| Breakthroughs | 22 | 11 | 5 | 1 | 0 | 39 | 56 |
| Totals | 196 | 108 | 39 | 30 | 22 | 395 | 50 |

| Played | | |
|--------|-----|---------|
| PR | HUN | 24 - 30 |
| PR | RUS | 24 - 28 |
| PR | KOR | 23 - 31 |
| PR | GER | 27 - 26 |
| PR | BRA | 25 - 22 |
| QF | NOR | 24 - 31 |
| PL | CHN | 19 - 20 |
| PL | ROU | 30 - 34 |

Number of Attacks: 474, Scoring Efficiency: 41%

CUMULATIVE STATISTICS
累积技术统计 / STATISTIQUES CUMULATIVES

SWE - Sweden
After 8 matches

Shots Distribution

| 3 FLOGNMAN T | | | 4 BOSON M | | | 5 HOLMGREN S | | | 6 ISLAS HELGESSON T | | | 7 WIEL FREDEN A | | | 9 TOVEBY F | | | 10 UTKOVIC T | | |
|--------------|-----|-----|-----------------|------|-----|--------------------|-----|-----|---------------------|-----|-----|---------------------------|-----|-----|-----------------|-----|-----|--------------|------|-----|
| 1/2 | 2/2 | | 2/2 | 3/6 | 4/6 | 1/1 | 2/3 | 2/2 | 0/1 | | | 1/1 | 1/1 | 0/1 | 1/2 | | | 1/1 | 0/1 | |
| | | | 1/2 | 0/1 | 2/5 | 0/1 | | 0/1 | | | 3/3 | 4/11 | | 3/4 | | | 1/1 | | 0/1 | |
| | 1/1 | 1/1 | 2/2 | 5/10 | 6/6 | 2/2 | 1/2 | 4/4 | 1/1 | 2/3 | 1/3 | 7/9 | 2/2 | 1/2 | 3/3 | 2/2 | 1/1 | 1/2 | 9/11 | 2/2 |
| 1-Post | | | 4-Missed 2-Post | | | 1-Blocked 1-Missed | | | 3-Missed 1-Post | | | 1-Blocked 1-Missed 2-Post | | | 1-Missed 2-Post | | | | | |

| 11 ENSTROM J | | | 14 ERIKSSON S | | | 15 AHLM J | | | 17 TORSTENSON L | | | 18 WIBERG J | | | 20 GULLDEN I | | |
|------------------|-----|-----|---------------|-----|-----|---------------------------|-----|-------|----------------------------|-----|-----|-------------|--|--|---------------------------|-----|-----|
| 2/4 | 0/1 | 2/3 | | | | 8/10 | 1/3 | 5/5 | 8/15 | | 7/7 | | | | 1/1 | | 2/3 |
| 2/2 | 0/1 | | 1/1 | | 0/1 | 1/14 | 0/1 | 1/5 | 3/8 | 0/3 | 3/6 | | | | | 0/1 | 1/1 |
| 4/4 | 2/2 | 3/3 | 2/2 | 0/1 | 2/2 | 9/14 | 2/6 | 13/14 | 5/6 | 1/2 | 6/8 | | | | 5/7 | 2/3 | 3/3 |
| 1-Post 1-Blocked | | | | | | 8-Missed 7-Post 8-Blocked | | | 15-Missed 3-Post 7-Blocked | | | | | | 6-Missed 1-Post 4-Blocked | | |

| Team | Offence | Defence | Goalkeepers | | | | | | | | | | | | | | | | | | | | | | | | | | | | | | | | | | | | | | |
|--|---------|---------|---------------|-------|-----|-------|-------|-------|-------|---|---|---|-------|-------|------|------|-----|-------|-------|-------|-------|-----------------|-----|-----|-----|-----|-----|-----|------|------|------|-----------------|------|-------|------|------|-----|-------|-------|------|------|
| Goals / Shots | | | Saves / Shots | | | | | | | | | | | | | | | | | | | | | | | | | | | | | | | | | | | | | | |
| <table border="1"> <tr><td>26/40</td><td>9/17</td><td>22/27</td></tr> <tr><td>12/39</td><td>0/8</td><td>14/27</td></tr> <tr><td>41/52</td><td>29/45</td><td>43/49</td></tr> </table> <p>39-Missed 30-Post 22-Blocked</p> | 26/40 | 9/17 | 22/27 | 12/39 | 0/8 | 14/27 | 41/52 | 29/45 | 43/49 |  <p>22/39 Breakthroughs</p> <p>19/38 7/10 3/19</p> <p>27/36 26/94</p> <p>15/23 7m 6/9 21/49</p> <p>13/28 37/50 Fast Breaks</p> |  <p>27/35 Breakthroughs</p> <p>15/42 5/6 20/31</p> <p>31/86 41/46</p> <p>9/32 4/6 29/43 7m</p> <p>10/24 31/43 Fast Breaks</p> | <table border="1"> <tr><td>10/35</td><td>13/32</td><td>6/28</td></tr> <tr><td>5/21</td><td>7/7</td><td>13/29</td></tr> <tr><td>15/64</td><td>13/40</td><td>14/62</td></tr> </table> <table border="1"> <tr><td>12 BENGTTSSON T</td></tr> <tr><td>2/7</td><td>2/5</td><td>1/4</td></tr> <tr><td>0/6</td><td>3/3</td><td>2/2</td></tr> <tr><td>3/18</td><td>4/11</td><td>5/14</td></tr> </table> <table border="1"> <tr><td>16 GRUNDSTROM M</td></tr> <tr><td>8/28</td><td>11/27</td><td>5/24</td></tr> <tr><td>5/15</td><td>4/4</td><td>11/27</td></tr> <tr><td>12/45</td><td>9/29</td><td>9/48</td></tr> </table> | 10/35 | 13/32 | 6/28 | 5/21 | 7/7 | 13/29 | 15/64 | 13/40 | 14/62 | 12 BENGTTSSON T | 2/7 | 2/5 | 1/4 | 0/6 | 3/3 | 2/2 | 3/18 | 4/11 | 5/14 | 16 GRUNDSTROM M | 8/28 | 11/27 | 5/24 | 5/15 | 4/4 | 11/27 | 12/45 | 9/29 | 9/48 |
| 26/40 | 9/17 | 22/27 | | | | | | | | | | | | | | | | | | | | | | | | | | | | | | | | | | | | | | | |
| 12/39 | 0/8 | 14/27 | | | | | | | | | | | | | | | | | | | | | | | | | | | | | | | | | | | | | | | |
| 41/52 | 29/45 | 43/49 | | | | | | | | | | | | | | | | | | | | | | | | | | | | | | | | | | | | | | | |
| 10/35 | 13/32 | 6/28 | | | | | | | | | | | | | | | | | | | | | | | | | | | | | | | | | | | | | | | |
| 5/21 | 7/7 | 13/29 | | | | | | | | | | | | | | | | | | | | | | | | | | | | | | | | | | | | | | | |
| 15/64 | 13/40 | 14/62 | | | | | | | | | | | | | | | | | | | | | | | | | | | | | | | | | | | | | | | |
| 12 BENGTTSSON T | | | | | | | | | | | | | | | | | | | | | | | | | | | | | | | | | | | | | | | | | |
| 2/7 | 2/5 | 1/4 | | | | | | | | | | | | | | | | | | | | | | | | | | | | | | | | | | | | | | | |
| 0/6 | 3/3 | 2/2 | | | | | | | | | | | | | | | | | | | | | | | | | | | | | | | | | | | | | | | |
| 3/18 | 4/11 | 5/14 | | | | | | | | | | | | | | | | | | | | | | | | | | | | | | | | | | | | | | | |
| 16 GRUNDSTROM M | | | | | | | | | | | | | | | | | | | | | | | | | | | | | | | | | | | | | | | | | |
| 8/28 | 11/27 | 5/24 | | | | | | | | | | | | | | | | | | | | | | | | | | | | | | | | | | | | | | | |
| 5/15 | 4/4 | 11/27 | | | | | | | | | | | | | | | | | | | | | | | | | | | | | | | | | | | | | | | |
| 12/45 | 9/29 | 9/48 | | | | | | | | | | | | | | | | | | | | | | | | | | | | | | | | | | | | | | | |

Player #6 HELGESSON Therese replaced by #9 TOVEBY Frida

| Legend: | | | |
|---------|--------------|------|----------------------|
| % | Efficiency | 2Min | 2 Minute Suspensions |
| AS | Assists | 6m | 6-metre Shots |
| G/S | Goals/Shots | 7m | 7-metre Shots |
| QF | Quarterfinal | BS | Blocked Shots |
| TP | Time Played | BT | Breakthroughs |
| | | EX | Exclusions |
| | | MP | Matches Played |
| | | n/a | not applicable |
| | | PL | Placement |
| | | RC | Red Cards |
| | | S/S | Saves/Shots |
| | | ST | Steals |
| | | TF | Technical Faults |
| | | Wing | Wing Shots |
| | | YC | Yellow Cards |
| | | 9m | 9-metre Shots |
| | | FB | Fast Breaks |
| | | PR | Preliminary Round |
| | | | |



CUMULATIVE STATISTICS

累积技术统计 / STATISTIQUES CUMULATIVES

BRA - Brazil After 5 matches

| Players | | MP | Shots | | | | | | | | Offence | | Defence | | Penalties | | | TP | |
|---------------|----------------------|----|---------|----|-------|-------|-------|-------|-------|-------|---------|-----|---------|----|-----------|------|----|----|---------|
| No. | Name | | G/S | % | 6m | Wing | 9m | 7m | FB | BT | AS | TF | ST | BS | YC | 2Min | RC | | EX |
| 1 | MASSON Chana | 5 | | | | | | | | 3 | 3 | | | | | | | | 3:23:38 |
| 2 | DINIZ Fabiana | 5 | 4/7 | 57 | 2/3 | | 1/1 | | 1/3 | | 4 | 1 | 2 | 4 | 6 | | | | 2:00:09 |
| 3 | NASCIMENTO Alexandra | 5 | 28/37 | 76 | 1/1 | 7/14 | 1/3 | 10/10 | 8/8 | 1/1 | 6 | 10 | 7 | 1 | 2 | 1 | | | 4:54:07 |
| 5 | PIEADADE Daniela | 5 | 2/3 | 67 | | | | | 2/3 | | 1 | 3 | 1 | 2 | 5 | | | | 1:57:16 |
| 6 | AMORIM Eduarda | 5 | 18/28 | 64 | 2/3 | | 10/19 | | 2/2 | 4/4 | 7 | 19 | | | | | | | 1:24:19 |
| 7 | OLIVEIRA Alessandra | 5 | 16/20 | 80 | 14/18 | | | | 2/2 | | 5 | 6 | 5 | | 1 | 1 | | | 4:01:15 |
| 9 | RODRIGUES Ana | 5 | 11/20 | 55 | | | 9/17 | | | 2/3 | 4 | 9 | | | | | | | 1:08:52 |
| 10 | ROSAS Aline | 5 | 15/26 | 58 | 1/1 | 5/12 | | 2/4 | 5/6 | 2/3 | 3 | 12 | 3 | 1 | | 1 | | | 3:41:02 |
| 11 | JACQUES Viviane | 5 | 1/5 | 20 | 0/1 | | 0/2 | | 1/2 | | 4 | 2 | 3 | | | | | | 53:16 |
| 13 | SILVA Lucila | 5 | 2/8 | 25 | 1/1 | | 0/3 | | | 1/4 | 6 | 14 | | | | | | | 1:15:12 |
| 17 | MESQUITA Idalina | 5 | 2/7 | 29 | | 1/4 | | | 1/3 | | 2 | 1 | 2 | | | 1 | | | 1:13:28 |
| 18 | CAVALEIRO Deonise | 5 | 7/24 | 29 | 0/2 | 1/2 | 3/11 | | 0/1 | 3/8 | 10 | 17 | 1 | 1 | 1 | 1 | | | 3:51:36 |
| 19 | SANTOS Aline | 5 | 18/42 | 43 | | | 14/34 | 3/6 | 1/2 | | 9 | 8 | 1 | 5 | 4 | 3 | | | 3:39:28 |
| 23 | de PAULA Darly | 5 | | | | | | | | | | 1 | | | | | | | 1:36:22 |
| Bench/Team | | | | | | | | | | | | | | | 1 | 1 | | | |
| Totals | | | 124/227 | 55 | 21/30 | 14/32 | 38/90 | 15/20 | 23/32 | 13/23 | 59 | 107 | 26 | 11 | 15 | 20 | 0 | 0 | |

| Goalkeepers | | Total Shots | | 6m Shots | | Wing Shots | | 9m Shots | | 7m Shots | | Fast Breaks | | Breakthroughs | |
|---------------|----------------|-------------|----|----------|----|------------|----|----------|----|----------|----|-------------|----|---------------|----|
| No. | Name | S/S | % | S/S | % | S/S | % | S/S | % | S/S | % | S/S | % | S/S | % |
| 1 | MASSON Chana | 39/132 | 30 | 4/13 | 31 | 6/23 | 26 | 16/38 | 42 | 3/12 | 25 | 9/34 | 26 | 1/12 | 8 |
| 23 | de PAULA Darly | 15/59 | 25 | 3/9 | 33 | 3/7 | 43 | 0/13 | 0 | 3/12 | 25 | 4/14 | 29 | 2/4 | 50 |
| Totals | | 54/191 | 28 | 7/22 | 32 | 9/30 | 30 | 16/51 | 31 | 6/24 | 25 | 13/48 | 27 | 3/16 | 19 |

| Team Shots | Goals | Saves | Missed | Post | Blocked | Total | % |
|---------------|-------|-------|--------|------|---------|-------|----|
| 6m Shots | 21 | 6 | 1 | 2 | 0 | 30 | 70 |
| Wing Shots | 14 | 14 | 1 | 3 | 0 | 32 | 44 |
| 9m Shots | 38 | 25 | 8 | 9 | 10 | 90 | 42 |
| 7m Shots | 15 | 4 | 0 | 1 | n/a | 20 | 75 |
| Fast Breaks | 23 | 5 | 0 | 3 | 1 | 32 | 72 |
| Breakthroughs | 13 | 6 | 4 | 0 | 0 | 23 | 57 |
| Totals | 124 | 60 | 14 | 18 | 11 | 227 | 55 |

| Played | | |
|--------|-----|---------|
| PR | GER | 22 - 24 |
| PR | HUN | 28 - 28 |
| PR | RUS | 19 - 28 |
| PR | KOR | 33 - 32 |
| PR | SWE | 22 - 25 |

Number of Attacks: 310, Scoring Efficiency: 40%



CUMULATIVE STATISTICS

累积技术统计 / STATISTIQUES CUMULATIVES

BRA - Brazil After 5 matches

Shots Distribution

Players

Goals / Shots

| 2 DINIZ F | | | 3 NASCIMENTO A | | | 5 PIEDADE D | | | 6 AMORIM E | | | 7 OLIVEIRA A | | | 9 RODRIGUES A | | | 10 ROSAS A | | |
|-----------|-----|--|----------------|-----------|-----|-------------|--|-----|------------|--------|-----------|--------------|--------|-----|---------------|-----|-----|------------|--------|-----|
| 1/1 | 2/2 | | | 4/5 | 1/2 | | | | 1/2 | 1/2 | 2/3 | | 1/1 | 3/3 | 2/2 | | 2/3 | 0/1 | 2/2 | 1/1 |
| 0/1 | | | 2/4 | 0/1 | 3/4 | 2/2 | | 0/1 | 3/3 | | 2/4 | 0/1 | | 2/2 | 2/2 | 0/1 | 1/1 | | | 0/2 |
| 1/2 | 0/1 | | 7/7 | 2/3 | 9/9 | | | | 4/4 | 1/1 | 4/5 | 3/3 | | 7/7 | 1/3 | 0/2 | 3/5 | 3/5 | 3/5 | 6/6 |
| | | | 1-Post | 1-Blocked | | 1-Post | | | 1-Missed | 2-Post | 1-Blocked | 1-Missed | 2-Post | | 1-Missed | | | 2-Missed | 2-Post | |

| 11 JACQUES V | | | 13 SILVA L | | | 17 MESQUITA I | | | 18 CAVALEIRO D | | | 19 SANTOS A | | |
|--------------|--|--|------------|--|-----|---------------|-----|-----|----------------|-----|-----------|-------------|--------|-----------|
| | | | | | | | 0/1 | | 2/3 | 0/2 | 1/3 | 3/4 | | 2/2 |
| 0/1 | | | | | 1/3 | 1/1 | 0/1 | 0/2 | 1/1 | 0/2 | 0/2 | 2/3 | | 2/4 |
| 1/2 | | | | | 1/1 | | | 1/1 | 2/3 | | 1/1 | 6/10 | 0/1 | 3/4 |
| | | | 2-Post | | | 1-Post | | | 3-Missed | | 4-Blocked | 3-Missed | 6-Post | 5-Blocked |

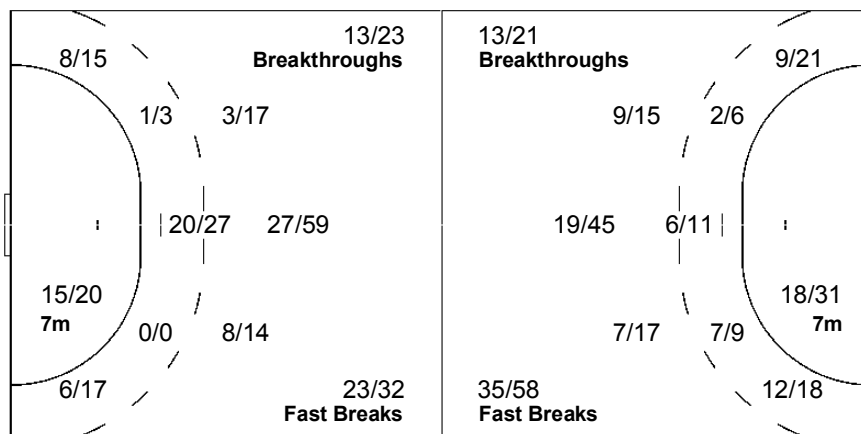
Team

Goals / Shots

| | | |
|-------|-------|-------|
| 9/13 | 10/15 | 12/17 |
| 13/19 | 0/5 | 11/24 |
| 28/39 | 6/13 | 35/39 |

14-Missed 18-Post 11-Blocked

Offence



Defence

Goalkeepers

Saves / Shots

| | | |
|------|------|------|
| 4/33 | 9/14 | 5/23 |
| 9/19 | 2/2 | 6/15 |
| 8/37 | 9/17 | 2/31 |

1 MASSON C

| | | |
|------|------|------|
| 4/25 | 7/11 | 5/16 |
| 7/15 | 1/1 | 5/11 |
| 3/20 | 6/11 | 1/22 |

23 de PAULA D

| | | |
|------|-----|-----|
| 0/8 | 2/3 | 0/7 |
| 2/4 | 1/1 | 1/4 |
| 5/17 | 3/6 | 1/9 |

Legend:

| | | | | | | | | | |
|-----|--------------|------|----------------------|-----|------------------|----|-------------------|------|---------------|
| % | Efficiency | 2Min | 2 Minute Suspensions | 6m | 6-metre Shots | 7m | 7-metre Shots | 9m | 9-metre Shots |
| AS | Assists | BS | Blocked Shots | BT | Breakthroughs | EX | Exclusions | FB | Fast Breaks |
| G/S | Goals/Shots | MP | Matches Played | n/a | not applicable | PR | Preliminary Round | RC | Red Cards |
| S/S | Saves/Shots | ST | Steals | TF | Technical Faults | TP | Time Played | Wing | Wing Shots |
| YC | Yellow Cards | | | | | | | | |



CUMULATIVE STATISTICS

累积技术统计 / STATISTIQUES CUMULATIVES

KAZ - Kazakhstan

After 5 matches

| Players | | MP | Shots | | | | | | | | Offence | | Defence | | Penalties | | | TP |
|---------------|---------------------|----|---------|----|-------|-------|--------|-------|-------|-------|---------|----|---------|----|-----------|------|----|---------|
| No. | Name | | G/S | % | 6m | Wing | 9m | 7m | FB | BT | AS | TF | ST | BS | YC | 2Min | RC | |
| 2 | NIKANDROVA Xeniya | 5 | 3/10 | 30 | | | 3/10 | | | 1 | 1 | | | | 2 | | | 55:38 |
| 4 | BORECHKO Irina | 5 | | | | | | | | 1 | 1 | | 3 | 4 | 4 | | | 1:30:10 |
| 5 | PIKALOVA Marina | 5 | 13/18 | 72 | 0/1 | 8/12 | | | 3/3 | 2/2 | 2 | 4 | 2 | | 3 | | | 3:51:25 |
| 7 | ISKAKOVA Gulzira | 5 | 0/2 | 0 | | 0/2 | | | | | | 1 | | | | | | 19:09 |
| 10 | PORTOVA Yelena | 5 | 15/23 | 65 | 1/3 | | 0/1 | 12/16 | 2/3 | 2 | 11 | 3 | 1 | 1 | 5 | | | 3:12:41 |
| 12 | TRAVNIKOVA Olga | 5 | | | | | | | | 1 | 2 | | | | | | | 1:57:26 |
| 15 | ILYUKHINA Yelena | 5 | 12/24 | 50 | 3/5 | | 8/16 | | 0/1 | 1/2 | 14 | 16 | | 2 | 3 | 2 | | 3:54:27 |
| 16 | PARFENOVA Tatiana | 5 | | | | | | | | | 1 | | | | | | | 3:02:34 |
| 17 | KUBRINA Natalya | 5 | 12/18 | 67 | | 4/6 | 0/1 | | 3/6 | 5/5 | | 5 | 2 | | | 1 | | 4:28:48 |
| 19 | YAKOVLEVA Natalya | 5 | 8/35 | 23 | 0/1 | | 5/29 | | 1/2 | 2/3 | 9 | 18 | | | | 1 | | 1:52:18 |
| 20 | VASSILYEVA Yana | 5 | 9/12 | 75 | 5/7 | 1/1 | | | 3/4 | | 5 | 8 | 3 | 7 | 4 | 4 | 1 | 3:00:31 |
| 21 | AJIDERSKAYA Olga | 5 | 30/66 | 45 | 3/5 | | 15/45 | 12/16 | | 6 | 12 | 4 | 6 | | 3 | | | 3:12:22 |
| 22 | MARKOVICH Yuliya | 5 | 1/4 | 25 | | 1/3 | | | | | 0/1 | | | | | | | 1:18:02 |
| 24 | TYAPKOVA Yekaterina | 5 | 6/16 | 38 | 1/1 | 0/1 | 3/12 | | 2/2 | 2 | 13 | | 2 | 3 | 1 | | | 2:36:53 |
| Bench/Team | | | | | | | | | | | | | | | | | | |
| Totals | | | 109/228 | 48 | 13/23 | 14/25 | 34/114 | 24/32 | 14/21 | 10/13 | 43 | 93 | 14 | 21 | 15 | 26 | 1 | 0 |

| Goalkeepers | | Total Shots | | 6m Shots | | Wing Shots | | 9m Shots | | 7m Shots | | Fast Breaks | | Breakthroughs | |
|---------------|-------------------|-------------|----|----------|----|------------|----|----------|----|----------|----|-------------|----|---------------|----|
| No. | Name | S/S | % | S/S | % | S/S | % | S/S | % | S/S | % | S/S | % | S/S | % |
| 12 | TRAVNIKOVA Olga | 19/64 | 30 | 3/11 | 27 | 3/6 | 50 | 9/20 | 45 | 1/9 | 11 | 2/9 | 22 | 1/9 | 11 |
| 16 | PARFENOVA Tatiana | 39/131 | 30 | 10/24 | 42 | 4/9 | 44 | 13/39 | 33 | 1/11 | 9 | 8/24 | 33 | 3/24 | 13 |
| Totals | | 58/195 | 30 | 13/35 | 37 | 7/15 | 47 | 22/59 | 37 | 2/20 | 10 | 10/33 | 30 | 4/33 | 12 |

| Team Shots | Goals | Saves | Missed | Post | Blocked | Total | % |
|---------------|-------|-------|--------|------|---------|-------|----|
| 6m Shots | 13 | 7 | 3 | 0 | 0 | 23 | 57 |
| Wing Shots | 14 | 7 | 2 | 2 | 0 | 25 | 56 |
| 9m Shots | 34 | 32 | 13 | 13 | 22 | 114 | 30 |
| 7m Shots | 24 | 5 | 1 | 2 | n/a | 32 | 75 |
| Fast Breaks | 14 | 5 | 1 | 1 | 0 | 21 | 67 |
| Breakthroughs | 10 | 2 | 0 | 1 | 0 | 13 | 77 |
| Totals | 109 | 58 | 20 | 19 | 22 | 228 | 48 |

| Played | | |
|--------|-----|---------|
| PR | ROU | 19 - 31 |
| PR | FRA | 18 - 21 |
| PR | NOR | 19 - 35 |
| PR | CHN | 29 - 26 |
| PR | ANG | 24 - 24 |

Number of Attacks: 292, Scoring Efficiency: 37%

CUMULATIVE STATISTICS

累积技术统计 / STATISTIQUES CUMULATIVES

KAZ - Kazakhstan

After 5 matches

Shots Distribution

Players

Goals / Shots

| 2 NIKANDROVA X | 4 BORECHKO I | 5 PIKALOVA M | 7 ISKAKOVA G | 10 PORTOVA Y | 15 ILYUKHINA Y | 17 KUBRINA N |
|---------------------------|--------------|--------------|--------------|-----------------|---------------------------|--------------|
| 1/1 | | 2/2 | 0/1 | 1/1 | 1/1 | 2/2 |
| | | 1/1 | | | 1/1 | 1/2 |
| 1/1 | | 2/3 | | 6/9 | 3/4 | 5/5 |
| 1-Missed 2-Post 3-Blocked | | 1-Missed | 1-Missed | 3-Missed 1-Post | 1-Missed 3-Post 3-Blocked | 2-Post |

| 19 YAKOVLEVA N | 20 VASSILYEVA Y | 21 AJIDERSKAYA O | 22 MARKOVICH Y | 24 TYAPKOVA Y |
|------------------------------------|-----------------|---------------------------|----------------|---------------------------|
| 3/4 | 4/4 | 2/3 | | 1/1 |
| | 1/2 | 1/1 | | 0/1 |
| 2/4 | 1/1 | 3/5 | 0/1 | 0/1 |
| 0/5 | | 2/6 | | 0/1 |
| 1/2 | 1/1 | 9/12 | 1/1 | 4/4 |
| 2/3 | 1/1 | 1/2 | 0/1 | 1/2 |
| 5-Missed 4-Post 6-Blocked 2-Missed | | 3-Missed 5-Post 8-Blocked | 1-Post | 3-Missed 1-Post 2-Blocked |

Team

Goals / Shots

| | | |
|-------|------|-------|
| 14/16 | 9/12 | 7/14 |
| 6/12 | 0/3 | 11/24 |
| 33/42 | 4/9 | 25/35 |

20-Missed 19-Post 22-Blocked

Offence



Defence

Goalkeepers

Saves / Shots

| | | |
|-------|------|-------|
| 3/16 | 4/9 | 0/14 |
| 15/24 | 3/3 | 7/19 |
| 9/48 | 7/15 | 10/47 |

12 TRAVNIKOVA O

| | | |
|------|-----|------|
| 0/5 | 1/5 | 0/6 |
| 6/7 | 1/1 | 4/8 |
| 1/11 | 3/6 | 3/15 |

16 PARFENOVA T

| | | |
|------|-----|------|
| 3/11 | 3/4 | 0/8 |
| 9/17 | 2/2 | 3/11 |
| 8/37 | 4/9 | 7/32 |

Legend:

| | | | | | | | | | |
|------------|--------------|-------------|----------------------|------------|------------------|-----------|-------------------|-------------|---------------|
| % | Efficiency | 2Min | 2 Minute Suspensions | 6m | 6-metre Shots | 7m | 7-metre Shots | 9m | 9-metre Shots |
| AS | Assists | BS | Blocked Shots | BT | Breakthroughs | EX | Exclusions | FB | Fast Breaks |
| G/S | Goals/Shots | MP | Matches Played | n/a | not applicable | PR | Preliminary Round | RC | Red Cards |
| S/S | Saves/Shots | ST | Steals | TF | Technical Faults | TP | Time Played | Wing | Wing Shots |
| YC | Yellow Cards | | | | | | | | |



CUMULATIVE STATISTICS

累积技术统计 / STATISTIQUES CUMULATIVES

GER - Germany After 5 matches

| Players | | MP | Shots | | | | | | | | Offence | | Defence | | Penalties | | | TP | |
|---------------|--------------------|----|---------|----|-------|-------|-------|------|-------|-------|---------|----|---------|----|-----------|------|----|----|---------|
| No. | Name | | G/S | % | 6m | Wing | 9m | 7m | FB | BT | AS | TF | ST | BS | YC | 2Min | RC | | EX |
| 1 | ENGLERT Sabine | 5 | | | | | | | | | | | | | | | | | 2:12:30 |
| 2 | HARDTER Nadine | 5 | 7/12 | 58 | 2/2 | 3/5 | | | | 2/3 | 0/2 | 1 | 3 | 1 | | | | | 1:50:33 |
| 4 | JURACK Grit | 5 | 20/60 | 33 | 2/4 | 0/2 | 12/41 | 1/4 | 4/7 | 1/2 | 26 | 26 | 9 | 4 | 3 | 3 | | | 4:15:58 |
| 7 | WORZ Nina Christin | 5 | 17/29 | 59 | 7/9 | | 4/10 | | 5/7 | 1/3 | 6 | 10 | 5 | 1 | 1 | 3 | | | 2:48:42 |
| 8 | MULLER Anne | 5 | 6/8 | 75 | 3/3 | | | | 2/3 | 1/2 | 2 | 4 | 3 | | 3 | 1 | | | 1:58:21 |
| 9 | STEINBACH Laura | 5 | 0/3 | 0 | | | 0/3 | | | | | | | | | | | | 18:41 |
| 10 | LOERPER Anna | 5 | 8/12 | 67 | | 2/3 | | 1/3 | 4/4 | 1/2 | 2 | 6 | 3 | | | 1 | | | 1:31:05 |
| 11 | HERING Mandy | 5 | 10/18 | 56 | 3/3 | 4/9 | 0/1 | | 2/4 | 1/1 | 2 | 4 | 2 | | 2 | | | | 2:41:26 |
| 13 | KRAUSE Nadine | 5 | 26/54 | 48 | 4/5 | 1/5 | 6/21 | 3/7 | 6/9 | 6/7 | 9 | 15 | 5 | 3 | 1 | | | | 4:10:34 |
| 15 | NEUKAMP Sabrina | 5 | 1/6 | 17 | | 1/4 | 0/1 | | | 0/1 | | 3 | | 1 | | | | | 46:02 |
| 16 | WOLTERING Clara | 5 | | | | | | | | | | | | | | | | | 2:47:18 |
| 18 | BAUMBACH Maren | 5 | 8/24 | 33 | 2/3 | 1/4 | 1/6 | | 2/8 | 2/3 | 8 | 12 | 2 | | | | | | 2:28:52 |
| 19 | MELBECK Stefanie | 5 | 11/26 | 42 | 0/2 | 8/13 | 0/3 | | 2/7 | 1/1 | 2 | 3 | 3 | 5 | 2 | 2 | | | 4:22:47 |
| 20 | ALTHAUS Anja | 5 | 9/14 | 64 | 7/10 | | 1/1 | | 1/3 | | 3 | 6 | 1 | 1 | 1 | 6 | 1 | | 2:47:11 |
| Bench/Team | | | | | | | | | | | | 1 | | | 1 | | | | |
| Totals | | | 123/266 | 46 | 30/41 | 20/45 | 24/87 | 5/14 | 30/55 | 14/24 | 61 | 93 | 34 | 15 | 14 | 16 | 1 | 0 | |

| Goalkeepers | | Total Shots | | 6m Shots | | Wing Shots | | 9m Shots | | 7m Shots | | Fast Breaks | | Breakthroughs | |
|---------------|-----------------|-------------|----|----------|----|------------|----|----------|----|----------|----|-------------|----|---------------|----|
| No. | Name | S/S | % | S/S | % | S/S | % | S/S | % | S/S | % | S/S | % | S/S | % |
| 1 | ENGLERT Sabine | 30/87 | 34 | 5/16 | 31 | 8/12 | 67 | 8/29 | 28 | 3/8 | 38 | 4/13 | 31 | 2/9 | 22 |
| 16 | WOLTERING Clara | 44/121 | 36 | 5/11 | 45 | 7/17 | 41 | 22/43 | 51 | 1/6 | 17 | 3/25 | 12 | 6/19 | 32 |
| Totals | | 74/208 | 36 | 10/27 | 37 | 15/29 | 52 | 30/72 | 42 | 4/14 | 29 | 7/38 | 18 | 8/28 | 29 |

| Team Shots | Goals | Saves | Missed | Post | Blocked | Total | % |
|---------------|-------|-------|--------|------|---------|-------|----|
| 6m Shots | 30 | 5 | 1 | 4 | 1 | 41 | 73 |
| Wing Shots | 20 | 16 | 5 | 4 | 0 | 45 | 44 |
| 9m Shots | 24 | 34 | 10 | 5 | 14 | 87 | 28 |
| 7m Shots | 5 | 6 | 1 | 2 | n/a | 14 | 36 |
| Fast Breaks | 30 | 13 | 7 | 3 | 2 | 55 | 55 |
| Breakthroughs | 14 | 7 | 2 | 1 | 0 | 24 | 58 |
| Totals | 123 | 81 | 26 | 19 | 17 | 266 | 46 |

| Played | | |
|--------|-----|---------|
| PR | BRA | 24 - 22 |
| PR | KOR | 20 - 30 |
| PR | HUN | 24 - 25 |
| PR | SWE | 26 - 27 |
| PR | RUS | 29 - 30 |

Number of Attacks: 322, Scoring Efficiency: 38%

CUMULATIVE STATISTICS
累积技术统计 / STATISTIQUES CUMULATIVES

GER - Germany
After 5 matches

Shots Distribution

| 2 HARDTER N | | | 4 JURACK G | | | 7 WORZ NC | | | 8 MULLER A | | | 9 STEINBACH L | | | 10 LOERPER A | | | 11 HERING M | | |
|-----------------|-----|-----|---------------------------|-----|-----|--------------------|-----|-----|---------------------------|-----|-----|------------------|--|-----|-----------------|-----|-----|-------------|-----|-----|
| | | 1/3 | 6/8 | 1/3 | 3/7 | 3/4 | | | 1/1 | | 1/1 | | | | 2/2 | 0/1 | | 2/2 | | 1/1 |
| | | 1/3 | 3/7 | 0/1 | 1/3 | 1/1 | | 3/4 | 2/3 | | 2/2 | | | | | | 1/2 | 1/3 | | 2/4 |
| 1/1 | 2/2 | 2/3 | 2/7 | 1/3 | 3/4 | 4/5 | 1/1 | 5/5 | | | | 0/1 | | | 1/3 | 3/3 | 1/1 | 1/1 | 1/1 | 2/2 |
| 7-Missed 2-Post | | | 8-Blocked 4-Missed 4-Post | | | 1-Blocked 1-Missed | | | 1-Missed | | | 1-Blocked | | | 1-Missed 3-Post | | | | | |
| 13 KRAUSE N | | | 15 NEUKAMP S | | | 18 BAUMBACH M | | | 19 MELBECK S | | | 20 ALTHAUS A | | | | | | | | |
| 2/3 | 1/3 | 3/3 | 0/1 | | | | 0/4 | 1/1 | 1/1 | 0/1 | 0/1 | 2/4 | | 0/1 | | | | | | |
| 1/3 | | 3/6 | 0/1 | | 1/1 | 1/1 | | 1/3 | 3/7 | 0/1 | | 0/1 | | 4/4 | | | | | | |
| 8/14 | 5/6 | 3/3 | | | | 1/1 | 2/4 | 2/3 | 3/4 | 2/4 | 2/2 | 1/1 | | 2/2 | | | | | | |
| 4-Missed 7-Post | | | 2-Blocked 2-Missed | | | 1-Blocked 4-Missed | | | 3-Blocked 2-Missed 2-Post | | | 1-Blocked 1-Post | | | | | | | | |

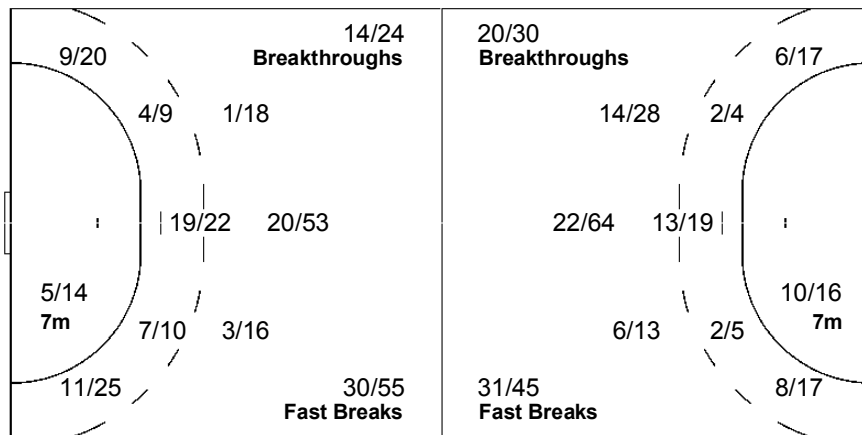
Team

Goals / Shots

| | | |
|-------|-------|-------|
| 19/26 | 2/12 | 10/18 |
| 12/27 | 0/2 | 19/32 |
| 22/38 | 17/24 | 22/25 |

26-Missed 19-Post 17-Blocked

Offence



Defence

Goalkeepers

Saves / Shots

| | | |
|-------|-------|-------|
| 5/19 | 12/24 | 3/11 |
| 6/21 | 6/7 | 14/20 |
| 10/44 | 8/21 | 10/41 |

1 ENGLERT S

| | | |
|------|------|------|
| 1/5 | 5/7 | 2/7 |
| 3/9 | 1/2 | 6/9 |
| 6/18 | 3/12 | 3/18 |

16 WOLTERING C

| | | |
|------|------|------|
| 4/14 | 7/17 | 1/4 |
| 3/12 | 5/5 | 8/11 |
| 4/26 | 5/9 | 7/23 |

Legend:

| | | | | | | | | | |
|-----|--------------|------|----------------------|-----|------------------|----|-------------------|------|---------------|
| % | Efficiency | 2Min | 2 Minute Suspensions | 6m | 6-metre Shots | 7m | 7-metre Shots | 9m | 9-metre Shots |
| AS | Assists | BS | Blocked Shots | BT | Breakthroughs | EX | Exclusions | FB | Fast Breaks |
| G/S | Goals/Shots | MP | Matches Played | n/a | not applicable | PR | Preliminary Round | RC | Red Cards |
| S/S | Saves/Shots | ST | Steals | TF | Technical Faults | TP | Time Played | Wing | Wing Shots |
| YC | Yellow Cards | | | | | | | | |

CUMULATIVE STATISTICS

累积技术统计 / STATISTIQUES CUMULATIVES

ANG - Angola

After 5 matches

| Players | | MP | Shots | | | | | | | | Offence | | Defence | | Penalties | | | TP |
|---------------|-----------------------------------|----|---------|----|-------|-------|--------|-------|-------|-------|---------|----|---------|----|-----------|------|----|---------|
| No. | Name | | G/S | % | 6m | Wing | 9m | 7m | FB | BT | AS | TF | ST | BS | YC | 2Min | RC | |
| 1 | TAVARES Maria Odete Sanches | 5 | 1/3 | 33 | | | | 1/3 | | 1 | 4 | 4 | | | 1 | | | 3:17:44 |
| 2 | EDUARDO Maria Teresa Neto Joaquim | 5 | 10/18 | 56 | 2/3 | | 0/5 | 1/1 | 7/9 | 5 | 16 | 2 | 4 | 5 | 2 | | | 4:11:23 |
| 3 | BENGUE Ilda Maria | 5 | 24/51 | 47 | 6/12 | 1/1 | 5/23 | 8/10 | 3/4 | 1 | 8 | 3 | 5 | 1 | 1 | | | 3:34:44 |
| 4 | CARLOS Azenaide Danila Jose | 5 | 5/16 | 31 | | 1/3 | 2/7 | 2/3 | 0/3 | | 4 | 1 | | | | | | 1:28:43 |
| 5 | TRINDADE Filomena Jose | 5 | 4/9 | 44 | | 3/7 | | 0/1 | 1/1 | 5 | 10 | 3 | | | 2 | | | 3:16:03 |
| 6 | CALANDULA Bombo Madalena | 5 | 0/1 | 0 | 0/1 | | | | | 2 | 1 | 1 | | 1 | 1 | | | 1:05:17 |
| 8 | De ALMEIDA Nair Filipe Pires | 5 | 31/69 | 45 | 3/6 | 0/2 | 16/45 | | 4/4 | 8/12 | 10 | 18 | 2 | 3 | 2 | 1 | | 4:15:35 |
| 9 | DOMBAXI Wuta Waco Bige | 5 | 3/6 | 50 | 0/1 | | 0/1 | | 0/1 | 3/3 | 1 | 5 | 1 | | 2 | | | 55:04 |
| 10 | FERNANDES Isabel Sambovo | 5 | 6/20 | 30 | 0/1 | 3/7 | 2/10 | | 1/2 | | 5 | 4 | 4 | 2 | 2 | | | 2:24:38 |
| 12 | PEDRO Maria Rosa da Costa | 5 | | | | | | | | | | 1 | | | | | | 1:44:29 |
| 13 | KIALA Luisa | 4 | 7/27 | 26 | 0/2 | 0/2 | 3/15 | | 1/2 | 3/6 | 7 | 17 | 1 | 1 | | | | 2:25:24 |
| 14 | BERNARDO Natalia Maria | 5 | 14/22 | 64 | 0/1 | 7/11 | | | 3/6 | 4/4 | 3 | 7 | 5 | | 1 | 1 | | 2:55:18 |
| 15 | CAILO Elisabeth Jurema Faro | 5 | 0/1 | 0 | | 0/1 | | | | | 1 | | | | 1 | 1 | | 40:13 |
| 17 | VIEGAS Elizabeth Amelia Basilio | 5 | 4/6 | 67 | 4/4 | 0/1 | | 0/1 | | 1 | 3 | 1 | 3 | 2 | 1 | | | 2:45:25 |
| Bench/Team | | | | | | | | | | | | | | 1 | | | | |
| Totals | | | 109/249 | 44 | 15/31 | 15/35 | 28/106 | 10/13 | 14/28 | 27/36 | 36 | 99 | 29 | 20 | 16 | 15 | 0 | 0 |

| Goalkeepers | | Total Shots | | 6m Shots | | Wing Shots | | 9m Shots | | 7m Shots | | Fast Breaks | | Breakthroughs | |
|---------------|-----------------------------|-------------|----|----------|----|------------|----|----------|----|----------|---|-------------|----|---------------|----|
| No. | Name | S/S | % | S/S | % | S/S | % | S/S | % | S/S | % | S/S | % | S/S | % |
| 1 | TAVARES Maria Odete Sanches | 35/134 | 26 | 2/15 | 13 | 1/7 | 14 | 22/51 | 43 | 1/22 | 5 | 2/19 | 11 | 7/20 | 35 |
| 12 | PEDRO Maria Rosa da Costa | 22/70 | 31 | 3/9 | 33 | 0/1 | 0 | 12/27 | 44 | 0/8 | 0 | 3/18 | 17 | 4/7 | 57 |
| Totals | | 57/204 | 28 | 5/24 | 21 | 1/8 | 13 | 34/78 | 44 | 1/30 | 3 | 5/37 | 14 | 11/27 | 41 |

| Team Shots | Goals | Saves | Missed | Post | Blocked | Total | % |
|---------------|-------|-------|--------|------|---------|-------|----|
| 6m Shots | 15 | 11 | 3 | 2 | 0 | 31 | 48 |
| Wing Shots | 15 | 11 | 5 | 4 | 0 | 35 | 43 |
| 9m Shots | 28 | 27 | 20 | 12 | 19 | 106 | 26 |
| 7m Shots | 10 | 3 | 0 | 0 | n/a | 13 | 77 |
| Fast Breaks | 14 | 7 | 3 | 3 | 1 | 28 | 50 |
| Breakthroughs | 27 | 6 | 1 | 2 | 0 | 36 | 75 |
| Totals | 109 | 65 | 32 | 23 | 20 | 249 | 44 |

| Played | | |
|--------|-----|---------|
| PR | FRA | 21 - 32 |
| PR | NOR | 17 - 31 |
| PR | CHN | 24 - 32 |
| PR | ROU | 23 - 28 |
| PR | KAZ | 24 - 24 |

Number of Attacks: 312, Scoring Efficiency: 35%

CUMULATIVE STATISTICS

累积技术统计 / STATISTIQUES CUMULATIVES

ANG - Angola After 5 matches

Shots Distribution

Players

Goals / Shots

| 2 EDUARDO M | | | 3 BENGUE IM | | | 4 CARLOS ADJ | | | 5 TRINDADE FJ | | | 6 CALANDULA BM | | | 8 De ALMEIDA N | | | 9 DOMBAXI WWB | | |
|---------------------------|-----|-----|---------------------------|-----|------|------------------|-----|-----|-----------------|--|-----|----------------------------|-----|-----|----------------|-----|-----|---------------|--|-----|
| 1/1 | | | 3/3 | 0/1 | 2/3 | | 0/1 | 1/1 | | | | | | | 5/5 | | 5/5 | 1/1 | | |
| 0/1 | 0/2 | 1/1 | 1/2 | 0/1 | 2/3 | 0/1 | | 0/1 | 0/3 | | | | | 0/1 | 3/4 | 0/1 | 1/6 | 0/1 | | 1/1 |
| 2/2 | | 6/7 | 8/10 | 2/5 | 6/10 | 1/2 | 0/1 | 3/4 | 3/3 | | 1/1 | | | | 8/9 | 2/4 | 7/9 | 1/1 | | 0/1 |
| 1-Missed 1-Post 2-Blocked | | | 6-Missed 2-Post 5-Blocked | | | 1-Post 4-Blocked | | | 1-Missed 1-Post | | | 13-Missed 6-Post 5-Blocked | | | 1-Post | | | | | |
| 10 FERNANDES IS | | | 13 KIALA L | | | 14 BERNARDO NM | | | 15 CAILO EJF | | | 17 VIEGAS EAB | | | | | | | | |
| 0/1 | | 1/2 | 0/1 | | 1/4 | | 0/1 | 1/1 | | | | | | | | | | | | |
| 0/2 | | 0/2 | | 0/2 | | 2/4 | 0/1 | 1/1 | | | | | | | | | | | | |
| 2/2 | 0/1 | 3/3 | 2/2 | 0/1 | 4/6 | 2/2 | 2/4 | 6/6 | | | 0/1 | | 2/2 | 2/2 | | | | | | |
| 4-Missed 1-Post 2-Blocked | | | 4-Missed 5-Post 2-Blocked | | | 2-Post | | | 1-Missed 1-Post | | | | | | | | | | | |

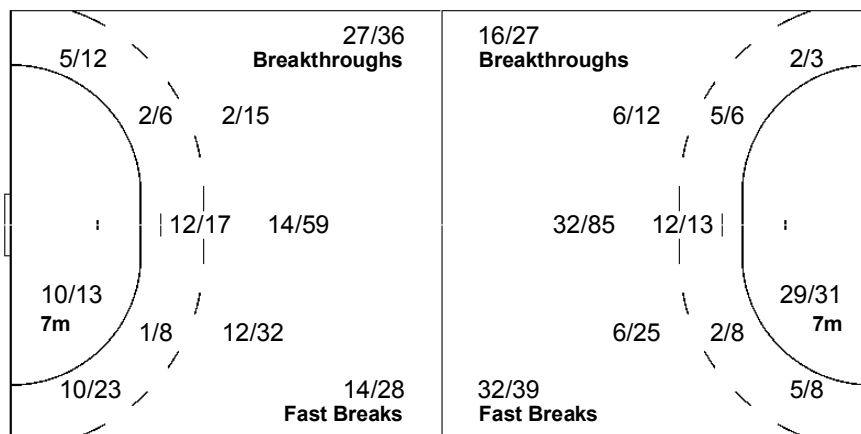
Team

Goals / Shots

| | | |
|-------|------|-------|
| 10/12 | 0/3 | 11/16 |
| 6/18 | 0/7 | 6/16 |
| 29/33 | 9/19 | 38/50 |

32-Missed 23-Post 20-Blocked

Offence



Defence

Goalkeepers

Saves / Shots

| | | |
|------|------|------|
| 5/22 | 4/10 | 5/20 |
| 8/21 | 3/3 | 9/24 |
| 6/35 | 8/24 | 9/45 |

1 TAVARES MOS

| | | |
|------|------|------|
| 2/17 | 1/5 | 2/12 |
| 5/14 | 1/1 | 8/16 |
| 5/23 | 5/14 | 6/32 |

12 PEDRO MRDC

| | | |
|------|------|------|
| 3/5 | 3/5 | 3/8 |
| 3/7 | 2/2 | 1/8 |
| 1/12 | 3/10 | 3/13 |

Legend:

| | | | | | | | | | |
|-----|--------------|------|----------------------|-----|------------------|----|-------------------|------|---------------|
| % | Efficiency | 2Min | 2 Minute Suspensions | 6m | 6-metre Shots | 7m | 7-metre Shots | 9m | 9-metre Shots |
| AS | Assists | BS | Blocked Shots | BT | Breakthroughs | EX | Exclusions | FB | Fast Breaks |
| G/S | Goals/Shots | MP | Matches Played | n/a | not applicable | PR | Preliminary Round | RC | Red Cards |
| S/S | Saves/Shots | ST | Steals | TF | Technical Faults | TP | Time Played | Wing | Wing Shots |
| YC | Yellow Cards | | | | | | | | |

OVERALL TEAM STATISTICS As of 23 AUG 2008
球队技术统计 / STATISTIQUES GÉNÉRALES D'ÉQUIPE

Players

| Team | MP | Total Shots | | 6m Shots | | Wing Shots | | 9m Shots | | 7m Shots | | Fast Breaks | | Breakthroughs | | Offence | | Defence | | Penalties | | | |
|---------------|----|------------------|-----------|----------------|-----------|----------------|-----------|-----------------|-----------|----------------|-----------|----------------|-----------|----------------|-----------|-------------|-------------|------------|------------|------------|------------|-----------|----------|
| | | G/S | % | G/S | % | G/S | % | G/S | % | G/S | % | G/S | % | G/S | % | AS | TF | ST | BS | YC | 2Min | RC | EX |
| ANG | 5 | 109/249 | 44 | 15/31 | 48 | 15/35 | 43 | 28/106 | 26 | 10/13 | 77 | 14/28 | 50 | 27/36 | 75 | 36 | 99 | 29 | 20 | 16 | 15 | 0 | 0 |
| BRA | 5 | 124/227 | 55 | 21/30 | 70 | 14/32 | 44 | 38/90 | 42 | 15/20 | 75 | 23/32 | 72 | 13/23 | 57 | 59 | 107 | 26 | 11 | 15 | 20 | 0 | 0 |
| CHN | 8 | 188/399 | 47 | 33/48 | 69 | 19/38 | 50 | 46/169 | 27 | 35/46 | 76 | 28/50 | 56 | 27/48 | 56 | 88 | 130 | 56 | 12 | 25 | 29 | 1 | 0 |
| FRA | 8 | 219/434 | 50 | 43/62 | 69 | 23/59 | 39 | 55/180 | 31 | 21/29 | 72 | 56/74 | 76 | 21/30 | 70 | 115 | 146 | 48 | 31 | 26 | 30 | 0 | 0 |
| GER | 5 | 123/266 | 46 | 30/41 | 73 | 20/45 | 44 | 24/87 | 28 | 5/14 | 36 | 30/55 | 55 | 14/24 | 58 | 61 | 93 | 34 | 15 | 14 | 16 | 1 | 0 |
| HUN | 8 | 211/406 | 52 | 37/61 | 61 | 38/65 | 58 | 56/160 | 35 | 23/34 | 68 | 32/56 | 57 | 25/30 | 83 | 106 | 127 | 30 | 28 | 26 | 48 | 2 | 0 |
| KAZ | 5 | 109/228 | 48 | 13/23 | 57 | 14/25 | 56 | 34/114 | 30 | 24/32 | 75 | 14/21 | 67 | 10/13 | 77 | 43 | 93 | 14 | 21 | 15 | 26 | 1 | 0 |
| KOR | 8 | 247/422 | 59 | 31/44 | 70 | 39/79 | 49 | 55/138 | 40 | 37/48 | 77 | 56/74 | 76 | 29/39 | 74 | 128 | 132 | 42 | 11 | 23 | 26 | 2 | 0 |
| NOR | 8 | 248/407 | 61 | 58/80 | 73 | 25/42 | 60 | 60/140 | 43 | 20/26 | 77 | 65/93 | 70 | 20/26 | 77 | 135 | 108 | 47 | 38 | 22 | 27 | 0 | 0 |
| ROU | 8 | 248/421 | 59 | 34/47 | 72 | 29/43 | 67 | 72/176 | 41 | 34/47 | 72 | 52/71 | 73 | 27/37 | 73 | 121 | 122 | 38 | 31 | 26 | 34 | 2 | 0 |
| RUS | 8 | 229/420 | 55 | 38/54 | 70 | 14/29 | 48 | 57/149 | 38 | 28/50 | 56 | 52/75 | 69 | 40/63 | 63 | 92 | 154 | 48 | 41 | 22 | 30 | 1 | 0 |
| SWE | 8 | 196/395 | 50 | 40/55 | 73 | 32/66 | 48 | 50/162 | 31 | 15/23 | 65 | 37/50 | 74 | 22/39 | 56 | 97 | 117 | 31 | 24 | 29 | 32 | 0 | 0 |
| Totals | | 2251/4274 | 53 | 393/576 | 68 | 282/558 | 51 | 575/1671 | 34 | 267/382 | 70 | 459/679 | 68 | 275/408 | 67 | 1081 | 1428 | 443 | 283 | 259 | 333 | 10 | 0 |

Goalkeepers

| Team | MP | Total Shots | | 6m Shots | | Wing Shots | | 9m Shots | | 7m Shots | | Fast Breaks | | Breakthroughs | |
|------|----|-------------|----|----------|----|------------|----|----------|----|----------|----|-------------|----|---------------|----|
| | | S/S | % | S/S | % | S/S | % | S/S | % | S/S | % | S/S | % | S/S | % |
| ANG | 5 | 57/204 | 28 | 5/24 | 21 | 1/8 | 13 | 34/78 | 44 | 1/30 | 3 | 5/37 | 14 | 11/27 | 41 |
| BRA | 5 | 54/191 | 28 | 7/22 | 32 | 9/30 | 30 | 16/51 | 31 | 6/24 | 25 | 13/48 | 27 | 3/16 | 19 |
| CHN | 8 | 78/294 | 27 | 14/58 | 24 | 16/43 | 37 | 31/85 | 36 | 1/20 | 5 | 11/58 | 19 | 5/30 | 17 |
| FRA | 8 | 143/360 | 40 | 16/48 | 33 | 19/49 | 39 | 57/108 | 53 | 11/41 | 27 | 24/69 | 35 | 16/45 | 36 |
| GER | 5 | 74/208 | 36 | 10/27 | 37 | 15/29 | 52 | 30/72 | 42 | 4/14 | 29 | 7/38 | 18 | 8/28 | 29 |
| HUN | 8 | 110/337 | 33 | 8/40 | 20 | 24/57 | 42 | 48/107 | 45 | 7/33 | 21 | 16/64 | 25 | 7/36 | 19 |
| KAZ | 5 | 58/195 | 30 | 13/35 | 37 | 7/15 | 47 | 22/59 | 37 | 2/20 | 10 | 10/33 | 30 | 4/33 | 12 |
| KOR | 8 | 119/326 | 37 | 21/70 | 30 | 22/48 | 46 | 47/83 | 57 | 7/23 | 30 | 12/58 | 21 | 10/44 | 23 |
| NOR | 8 | 130/315 | 41 | 10/47 | 21 | 22/47 | 47 | 74/128 | 58 | 11/32 | 34 | 8/37 | 22 | 5/24 | 21 |
| ROU | 8 | 120/332 | 36 | 16/54 | 30 | 24/54 | 44 | 54/107 | 50 | 6/30 | 20 | 12/57 | 21 | 8/30 | 27 |
| RUS | 8 | 107/317 | 34 | 11/49 | 22 | 27/58 | 47 | 48/103 | 47 | 6/33 | 18 | 12/59 | 20 | 3/15 | 20 |
| SWE | 8 | 96/318 | 30 | 5/55 | 9 | 18/48 | 38 | 47/102 | 46 | 10/39 | 26 | 8/39 | 21 | 8/35 | 23 |

| | | | | | |
|---------------------|-------------------------|----------------------------------|----------------------------|--------------------------|-------------------------|
| Legend: | % Efficiency | 2Min 2 Minute Suspensions | 6m 6-metre Shots | 7m 7-metre Shots | 9m 9-metre Shots |
| AS Assists | BS Blocked Shots | EX Exclusions | G/S Goals/Shots | MP Matches Played | |
| RC Red Cards | S/S Saves/Shots | ST Steals | TF Technical Faults | YC Yellow Cards | |



TEAM FAIR PLAY As of 23 AUG 2008
 团体公平竞赛 / ESPRIT D'ÉQUIPE

| Rank | Team | Points | | EX | RC | 2Min | YC | MP |
|------|--------------------|--------|-------|----|----|------|----|----|
| | | Avg | Total | | | | | |
| 1 | ANG - Angola | 9.2 | 46 | 0 | 0 | 15 | 16 | 5 |
| 2 | NOR - Norway | 9.5 | 76 | 0 | 0 | 27 | 22 | 8 |
| 3 | GER - Germany | 10.2 | 51 | 0 | 1 | 16 | 14 | 5 |
| 4 | KOR - Korea | 10.6 | 85 | 0 | 2 | 26 | 23 | 8 |
| 5 | FRA - France | 10.8 | 86 | 0 | 0 | 30 | 26 | 8 |
| 6 | RUS - Russian Fed. | 10.9 | 87 | 0 | 1 | 30 | 22 | 8 |
| 7 | BRA - Brazil | 11.0 | 55 | 0 | 0 | 20 | 15 | 5 |
| 7 | CHN - China | 11.0 | 88 | 0 | 1 | 29 | 25 | 8 |
| 9 | SWE - Sweden | 11.6 | 93 | 0 | 0 | 32 | 29 | 8 |
| 10 | ROU - Romania | 13.0 | 104 | 0 | 2 | 34 | 26 | 8 |
| 11 | KAZ - Kazakhstan | 14.4 | 72 | 0 | 1 | 26 | 15 | 5 |
| 12 | HUN - Hungary | 16.5 | 132 | 0 | 2 | 48 | 26 | 8 |

Note:

Total Points = (EX) x 10 + (RC) x 5 + (2Min) x 2 + (YC) x 1

Legend:

2Min 2 Minute Suspensions
YC Yellow Cards

Avg Average per Game

EX Exclusions

MP Matches Played

RC Red Cards

GOALKEEPER STATISTICS As of 23 AUG 2008
守门员技术统计 / STATISTIQUES DE GARDIEN DE BUT

SHOTS (top 20)

Minimum 20% of total shots received by team

| Rank | Name | Team | % | Saves | Shots | MP |
|------|-----------------------------|------|----|-------|-------|----|
| 1 | HARALDSEN Katrine Lunde | NOR | 42 | 120 | 283 | 8 |
| 2 | LEYNAUD Amandine | FRA | 40 | 38 | 96 | 8 |
| 2 | NICOLAS Valerie | FRA | 40 | 105 | 264 | 8 |
| 4 | DINU Luminita | ROU | 39 | 97 | 248 | 8 |
| 5 | LEE Minhee | KOR | 38 | 36 | 95 | 8 |
| 6 | SUSLINA Inna | RUS | 37 | 59 | 158 | 8 |
| 7 | OH Yongran | KOR | 36 | 83 | 231 | 8 |
| 7 | WOLTERING Clara | GER | 36 | 44 | 121 | 5 |
| 9 | ENGLERT Sabine | GER | 34 | 30 | 87 | 5 |
| 10 | PALINGER Katalin | HUN | 33 | 108 | 323 | 8 |
| 11 | BENGTSSON Therese | SWE | 31 | 22 | 70 | 8 |
| 11 | PEDRO Maria Rosa da Costa | ANG | 31 | 22 | 70 | 5 |
| 13 | GRUNDSTROM Madeleine | SWE | 30 | 74 | 247 | 8 |
| 13 | MASSON Chana | BRA | 30 | 39 | 132 | 5 |
| 13 | PARFENOVA Tatiana | KAZ | 30 | 39 | 131 | 5 |
| 13 | SIDOROVA Maria | RUS | 30 | 47 | 157 | 8 |
| 13 | TRAVNIKOVA Olga | KAZ | 30 | 19 | 64 | 5 |
| 18 | HUANG Hong | CHN | 27 | 61 | 222 | 8 |
| 19 | TAVARES Maria Odete Sanches | ANG | 26 | 35 | 134 | 5 |
| 20 | de PAULA Darly | BRA | 25 | 15 | 59 | 5 |

PENALTY SHOTS (top 20)

Minimum 20% of total shots received by team

| Rank | Name | Team | % | Saves | Shots | MP |
|------|-----------------------------|------|----|-------|-------|----|
| 1 | GRIMSBOE Kari Aalvik | NOR | 40 | 4 | 10 | 8 |
| 1 | OH Yongran | KOR | 40 | 6 | 15 | 8 |
| 3 | ENGLERT Sabine | GER | 38 | 3 | 8 | 5 |
| 4 | HARALDSEN Katrine Lunde | NOR | 32 | 7 | 22 | 8 |
| 5 | GRUNDSTROM Madeleine | SWE | 31 | 8 | 26 | 8 |
| 6 | NICOLAS Valerie | FRA | 28 | 8 | 29 | 8 |
| 7 | DINU Luminita | ROU | 27 | 6 | 22 | 8 |
| 8 | de PAULA Darly | BRA | 25 | 3 | 12 | 5 |
| 8 | LEYNAUD Amandine | FRA | 25 | 3 | 12 | 8 |
| 8 | MASSON Chana | BRA | 25 | 3 | 12 | 5 |
| 11 | SUSLINA Inna | RUS | 19 | 3 | 16 | 8 |
| 12 | SIDOROVA Maria | RUS | 18 | 3 | 17 | 8 |
| 13 | PALINGER Katalin | HUN | 17 | 5 | 29 | 8 |
| 13 | WOLTERING Clara | GER | 17 | 1 | 6 | 5 |
| 15 | BENGTSSON Therese | SWE | 15 | 2 | 13 | 8 |
| 16 | LEE Minhee | KOR | 13 | 1 | 8 | 8 |
| 16 | LIU Guini | CHN | 13 | 1 | 8 | 8 |
| 18 | TRAVNIKOVA Olga | KAZ | 11 | 1 | 9 | 5 |
| 19 | PARFENOVA Tatiana | KAZ | 9 | 1 | 11 | 5 |
| 20 | TAVARES Maria Odete Sanches | ANG | 5 | 1 | 22 | 5 |

Legend:
% Efficiency

MP Matches Played

INDIVIDUAL STATISTICS As of 23 AUG 2008
个人技术统计 / STATISTIQUES INDIVIDUELLES

GOALSCORERS (top 40)

| Rank | Name | Team | Goals | Shots | % | 7m Shots | MP |
|------|------------------------------|------|-------|-------|----|----------|----|
| 1 | MAIER Ramona | ROU | 56 | 78 | 72 | 20/25 | 8 |
| 2 | GORBICZ Anita | HUN | 49 | 105 | 47 | 15/25 | 8 |
| 3 | HONG Jeongho | KOR | 44 | 66 | 67 | 28/33 | 8 |
| 4 | MOON Pilhee | KOR | 42 | 83 | 51 | | 8 |
| 5 | AHLM Johanna | SWE | 40 | 95 | 42 | 10/16 | 8 |
| 6 | PARK Chunghee | KOR | 37 | 62 | 60 | | 8 |
| 6 | POSTNOVA Liudmila | RUS | 37 | 76 | 49 | | 8 |
| 8 | BLIZNOVA Irina | RUS | 36 | 70 | 51 | 3/7 | 8 |
| 9 | LIU Yun | CHN | 35 | 49 | 71 | 18/25 | 8 |
| 10 | STANCA Ionela | ROU | 33 | 41 | 80 | | 8 |
| 10 | TORSTENSON Linnea | SWE | 33 | 90 | 37 | | 8 |
| 12 | WANG Shasha | CHN | 32 | 67 | 48 | | 8 |
| 13 | AN Junghwa | KOR | 31 | 50 | 62 | | 8 |
| 13 | BAUDOUIN Paule | FRA | 31 | 51 | 61 | 15/19 | 8 |
| 13 | De ALMEIDA Nair Filipe Pires | ANG | 31 | 69 | 45 | | 5 |
| 13 | ELISEI Neli | ROU | 31 | 48 | 65 | 10/13 | 8 |
| 13 | LYBEKK Else Marthe Soerlie | NOR | 31 | 43 | 72 | 1/2 | 8 |
| 13 | NEAGU Cristina Georgiana | ROU | 31 | 65 | 48 | 0/2 | 8 |
| 13 | RIEGELHUTH Linn-Kristin | NOR | 31 | 44 | 70 | 6/6 | 8 |
| 20 | AJIDERSKAYA Olga | KAZ | 30 | 66 | 45 | 12/16 | 5 |
| 20 | JOHANSEN Kari Mette | NOR | 30 | 42 | 71 | | 8 |
| 20 | LIU Xiaomei | CHN | 30 | 89 | 34 | | 8 |
| 23 | AMARIEI Carmen | ROU | 29 | 58 | 50 | | 8 |
| 23 | HERBRECHT Sophie | FRA | 29 | 82 | 35 | 5/8 | 8 |
| 25 | LI Weiwei | CHN | 28 | 56 | 50 | 13/16 | 8 |
| 25 | NASCIMENTO Alexandra | BRA | 28 | 37 | 76 | 10/10 | 5 |
| 27 | LARSEN Tonje | NOR | 27 | 48 | 56 | | 8 |
| 27 | VERTEN Orsolya | HUN | 27 | 42 | 64 | | 8 |
| 29 | HAMMERSENG Gro | NOR | 26 | 46 | 57 | 5/8 | 8 |
| 29 | KRAUSE Nadine | GER | 26 | 54 | 48 | 3/7 | 5 |
| 31 | BOSON Matilda | SWE | 25 | 47 | 53 | | 8 |
| 31 | FERLING Bernadett | HUN | 25 | 42 | 60 | | 8 |
| 31 | OH Seongok | KOR | 25 | 45 | 56 | | 8 |
| 31 | TOTH Timea | HUN | 25 | 57 | 44 | 8/9 | 8 |
| 35 | BENGUE Ilda Maria | ANG | 24 | 51 | 47 | 8/10 | 5 |
| 35 | HUH Soonyoung | KOR | 24 | 27 | 89 | | 8 |
| 35 | NOESTVOLD Tonje | NOR | 24 | 46 | 52 | 5/6 | 8 |
| 35 | SIGNATE Mariama | FRA | 24 | 52 | 46 | | 8 |
| 35 | TERVEL Raphaele | FRA | 24 | 40 | 60 | | 8 |
| 40 | ANDRYUSHINA Ekaterina | RUS | 23 | 38 | 61 | | 8 |



INDIVIDUAL STATISTICS As of 23 AUG 2008
 个人技术统计 / STATISTIQUES INDIVIDUELLES

ASSISTS (top 40)

| Rank | Name | Team | Assists | MP |
|------|------------------------------|------|---------|----|
| 1 | OH Seongok | KOR | 33 | 8 |
| 2 | GORBICZ Anita | HUN | 32 | 8 |
| 3 | STANCA Ionela | ROU | 30 | 8 |
| 4 | HERBRECHT Sophie | FRA | 28 | 8 |
| 5 | JURACK Grit | GER | 26 | 5 |
| 5 | MOON Pilhee | KOR | 26 | 8 |
| 7 | LIU Xiaomei | CHN | 23 | 8 |
| 8 | AHLM Johanna | SWE | 22 | 8 |
| 8 | HAMMERSENG Gro | NOR | 22 | 8 |
| 8 | TORSTENSON Linnea | SWE | 22 | 8 |
| 8 | WANG Shasha | CHN | 22 | 8 |
| 12 | HONG Jeongho | KOR | 21 | 8 |
| 13 | ENSTROM Jessica | SWE | 20 | 8 |
| 13 | LUNDE Kristine | NOR | 20 | 8 |
| 15 | LARSEN Tonje | NOR | 19 | 8 |
| 16 | NYBERG Katja | NOR | 18 | 7 |
| 17 | BREIVANG Karoline Dyhre | NOR | 17 | 8 |
| 17 | NEAGU Cristina Georgiana | ROU | 17 | 8 |
| 17 | POSTNOVA Liudmila | RUS | 17 | 8 |
| 20 | AMARIEI Carmen | ROU | 16 | 8 |
| 20 | ANDRYUSHINA Ekaterina | RUS | 16 | 8 |
| 22 | SHIPILOVA Natalia | RUS | 15 | 8 |
| 23 | FERLING Bernadett | HUN | 14 | 8 |
| 23 | GULLDEN Isabelle | SWE | 14 | 8 |
| 23 | ILYUKHINA Yelena | KAZ | 14 | 5 |
| 23 | LYBEKK Else Marthe Soerlie | NOR | 14 | 8 |
| 27 | MEIROSU Laura | ROU | 13 | 8 |
| 27 | SIGNATE Mariama | FRA | 13 | 8 |
| 27 | TOMORI Zsuzsanna | HUN | 13 | 8 |
| 30 | AYGLON Camille | FRA | 12 | 8 |
| 31 | KIM Ona | KOR | 11 | 8 |
| 31 | TOTH Timea | HUN | 11 | 8 |
| 33 | AN Junghwa | KOR | 10 | 8 |
| 33 | CAVALEIRO Deonise | BRA | 10 | 5 |
| 33 | De ALMEIDA Nair Filipe Pires | ANG | 10 | 5 |
| 33 | POLTORATSKAYA Irina | RUS | 10 | 8 |
| 33 | TERVEL Raphaelle | FRA | 10 | 8 |

Next 9 players were tied with assists of 9

INDIVIDUAL STATISTICS As of 23 AUG 2008
个人技术统计 / STATISTIQUES INDIVIDUELLES

GOALS AND ASSISTS (top 40)

| Rank | Name | Team | Goals + Assists | Goals | Assists | MP |
|------|------------------------------|------|-----------------|-------|---------|----|
| 1 | GORBICZ Anita | HUN | 81 | 49 | 32 | 8 |
| 2 | MOON Pilhee | KOR | 68 | 42 | 26 | 8 |
| 3 | HONG Jeongho | KOR | 65 | 44 | 21 | 8 |
| 4 | MAIER Ramona | ROU | 63 | 56 | 7 | 8 |
| 4 | STANCA Ionela | ROU | 63 | 33 | 30 | 8 |
| 6 | AHLM Johanna | SWE | 62 | 40 | 22 | 8 |
| 7 | OH Seongok | KOR | 58 | 25 | 33 | 8 |
| 8 | HERBRECHT Sophie | FRA | 57 | 29 | 28 | 8 |
| 9 | TORSTENSON Linnea | SWE | 55 | 33 | 22 | 8 |
| 10 | POSTNOVA Liudmila | RUS | 54 | 37 | 17 | 8 |
| 10 | WANG Shasha | CHN | 54 | 32 | 22 | 8 |
| 12 | LIU Xiaomei | CHN | 53 | 30 | 23 | 8 |
| 13 | HAMMERSENG Gro | NOR | 48 | 26 | 22 | 8 |
| 13 | NEAGU Cristina Georgiana | ROU | 48 | 31 | 17 | 8 |
| 15 | JURACK Grit | GER | 46 | 20 | 26 | 5 |
| 15 | LARSEN Tonje | NOR | 46 | 27 | 19 | 8 |
| 17 | AMARIEI Carmen | ROU | 45 | 29 | 16 | 8 |
| 17 | LYBEKK Else Marthe Soerlie | NOR | 45 | 31 | 14 | 8 |
| 17 | PARK Chunghee | KOR | 45 | 37 | 8 | 8 |
| 20 | BLIZNOVA Irina | RUS | 42 | 36 | 6 | 8 |
| 21 | AN Junghwa | KOR | 41 | 31 | 10 | 8 |
| 21 | De ALMEIDA Nair Filipe Pires | ANG | 41 | 31 | 10 | 5 |
| 21 | LIU Yun | CHN | 41 | 35 | 6 | 8 |
| 24 | RIEGELHUTH Linn-Kristin | NOR | 40 | 31 | 9 | 8 |
| 25 | ANDRYUSHINA Ekaterina | RUS | 39 | 23 | 16 | 8 |
| 25 | FERLING Bernadett | HUN | 39 | 25 | 14 | 8 |
| 27 | BAUDOUIN Paule | FRA | 38 | 31 | 7 | 8 |
| 28 | SIGNATE Mariama | FRA | 37 | 24 | 13 | 8 |
| 29 | AJIDERSKAYA Olga | KAZ | 36 | 30 | 6 | 5 |
| 29 | ELISEI Neli | ROU | 36 | 31 | 5 | 8 |
| 29 | SHIPILOVA Natalia | RUS | 36 | 21 | 15 | 8 |
| 29 | TOTH Timea | HUN | 36 | 25 | 11 | 8 |
| 33 | ENSTROM Jessica | SWE | 35 | 15 | 20 | 8 |
| 33 | KRAUSE Nadine | GER | 35 | 26 | 9 | 5 |
| 33 | LI Weiwei | CHN | 35 | 28 | 7 | 8 |
| 33 | LUNDE Kristine | NOR | 35 | 15 | 20 | 8 |
| 33 | NYBERG Katja | NOR | 35 | 17 | 18 | 7 |
| 38 | NASCIMENTO Alexandra | BRA | 34 | 28 | 6 | 5 |
| 38 | TERVEL Raphaelle | FRA | 34 | 24 | 10 | 8 |

Next 5 players were tied with goals and assists of 32

INDIVIDUAL STATISTICS As of 23 AUG 2008
 个人技术统计 / STATISTIQUES INDIVIDUELLES

STEALS (top 20)

| Rank | Name | Team | Total | Avg | MP |
|------|-------------------------|------|-------|-----|----|
| 1 | OH Seongok | KOR | 13 | 1.6 | 8 |
| 2 | WANG Shasha | CHN | 12 | 1.5 | 8 |
| 3 | TERVEL Raphaelle | FRA | 11 | 1.4 | 8 |
| 3 | TUREY Emiliya | RUS | 11 | 1.4 | 8 |
| 5 | WENDLING Isabelle | FRA | 10 | 1.3 | 8 |
| 6 | JURACK Grit | GER | 9 | 1.8 | 5 |
| 6 | WU Wenjuan | CHN | 9 | 1.1 | 8 |
| 8 | BREIVANG Karoline Dyhre | NOR | 8 | 1.0 | 8 |
| 8 | LIU Xiaomei | CHN | 8 | 1.0 | 8 |
| 8 | WANG Min | CHN | 8 | 1.0 | 8 |
| 11 | AN Junghwa | KOR | 7 | 0.9 | 8 |
| 11 | ANDRYUSHINA Ekaterina | RUS | 7 | 0.9 | 8 |
| 11 | BOSON Matilda | SWE | 7 | 0.9 | 8 |
| 11 | BRADEANU Aurelia | ROU | 7 | 0.9 | 8 |
| 11 | HUANG Dongjie | CHN | 7 | 0.9 | 8 |
| 11 | LARSEN Tonje | NOR | 7 | 0.9 | 8 |
| 11 | NASCIMENTO Alexandra | BRA | 7 | 1.4 | 5 |

Next 5 players were tied with total of 6

BLOCKED SHOTS (top 20)

| Rank | Name | Team | Total | Avg | MP |
|------|-------------------|------|-------|-----|----|
| 1 | LARSEN Tonje | NOR | 16 | 2.0 | 8 |
| 2 | SIGNATE Mariama | FRA | 14 | 1.8 | 8 |
| 3 | BESE Valeria | ROU | 13 | 1.6 | 8 |
| 3 | POLENOVA Elena | RUS | 13 | 1.6 | 8 |
| 3 | TOMORI Zsuzsanna | HUN | 13 | 1.6 | 8 |
| 6 | ROMENSKAYA Oxana | RUS | 12 | 1.5 | 8 |
| 7 | TORSTENSON Linnea | SWE | 9 | 1.1 | 8 |
| 8 | LI Bing | CHN | 8 | 1.0 | 8 |
| 8 | LUNDE Kristine | NOR | 8 | 1.0 | 8 |
| 10 | POSTNOVA Liudmila | RUS | 7 | 0.9 | 8 |
| 10 | VASSILYEVA Yana | KAZ | 7 | 1.4 | 5 |
| 12 | AJIDERSKAYA Olga | KAZ | 6 | 1.2 | 5 |
| 12 | MEIROSU Laura | ROU | 6 | 0.8 | 8 |

Next 9 players were tied with total of 5

INDIVIDUAL STATISTICS As of 23 AUG 2008
个人技术统计 / STATISTIQUES INDIVIDUELLES

PENALTIES (top 40)

| Rank | Name | Team | Points | | EX | RC | 2Min | YC | MP |
|------|-----------------------------------|------|--------|-------|----|----|------|----|----|
| | | | Avg | Total | | | | | |
| 1 | TOMORI Zsuzsanna | HUN | 4.3 | 34 | 0 | 1 | 11 | 7 | 8 |
| 2 | ALTHAUS Anja | GER | 3.6 | 18 | 0 | 1 | 6 | 1 | 5 |
| 3 | WIBERG Johanna | SWE | 3.5 | 28 | 0 | 0 | 11 | 6 | 8 |
| 4 | VASSILYEVA Yana | KAZ | 3.4 | 17 | 0 | 1 | 4 | 4 | 5 |
| 5 | DINIZ Fabiana | BRA | 3.2 | 16 | 0 | 0 | 6 | 4 | 5 |
| 6 | TOTH Timea | HUN | 3.1 | 25 | 0 | 1 | 9 | 2 | 8 |
| 7 | HUH Soonyoung | KOR | 3.0 | 24 | 0 | 1 | 8 | 3 | 8 |
| 8 | POSTNOVA Liudmila | RUS | 2.8 | 22 | 0 | 1 | 6 | 5 | 8 |
| 9 | BORECHKO Irina | KAZ | 2.4 | 12 | 0 | 0 | 4 | 4 | 5 |
| 9 | PIEPADE Daniela | BRA | 2.4 | 12 | 0 | 0 | 5 | 2 | 5 |
| 11 | PORTOVA Yelena | KAZ | 2.2 | 11 | 0 | 0 | 5 | 1 | 5 |
| 12 | BESE Valeria | ROU | 2.1 | 17 | 0 | 1 | 3 | 6 | 8 |
| 12 | CHOI Imjeong | KOR | 2.1 | 17 | 0 | 1 | 3 | 6 | 8 |
| 12 | HOLMGREN Sara | SWE | 2.1 | 17 | 0 | 0 | 6 | 5 | 8 |
| 12 | SUN Laimiao | CHN | 2.1 | 17 | 0 | 1 | 5 | 2 | 8 |
| 16 | AMARIEI Carmen | ROU | 2.0 | 16 | 0 | 0 | 7 | 2 | 8 |
| 16 | NEAGU Cristina Georgiana | ROU | 2.0 | 16 | 0 | 0 | 6 | 4 | 8 |
| 16 | SANTOS Aline | BRA | 2.0 | 10 | 0 | 0 | 3 | 4 | 5 |
| 19 | LYBEKK Else Marthe Soerlie | NOR | 1.9 | 15 | 0 | 0 | 5 | 5 | 8 |
| 19 | MEIROSU Laura | ROU | 1.9 | 15 | 0 | 0 | 6 | 3 | 8 |
| 19 | OH Seongok | KOR | 1.9 | 15 | 0 | 0 | 5 | 5 | 8 |
| 19 | SIGNATE Mariama | FRA | 1.9 | 15 | 0 | 0 | 6 | 3 | 8 |
| 19 | SZUCS Gabriella | HUN | 1.9 | 15 | 0 | 0 | 6 | 3 | 8 |
| 24 | EDUARDO Maria Teresa Neto Joaquim | ANG | 1.8 | 9 | 0 | 0 | 2 | 5 | 5 |
| 24 | HAMMERSENG Gro | NOR | 1.8 | 14 | 0 | 0 | 5 | 4 | 8 |
| 24 | JURACK Grit | GER | 1.8 | 9 | 0 | 0 | 3 | 3 | 5 |
| 24 | WANG Shasha | CHN | 1.8 | 14 | 0 | 0 | 5 | 4 | 8 |
| 28 | LUNDE Kristine | NOR | 1.6 | 13 | 0 | 0 | 6 | 1 | 8 |
| 29 | BREIVANG Karoline Dyhre | NOR | 1.5 | 12 | 0 | 0 | 4 | 4 | 8 |
| 30 | ERIKSSON Sara | SWE | 1.4 | 11 | 0 | 0 | 4 | 3 | 8 |
| 30 | HUANG Dongjie | CHN | 1.4 | 11 | 0 | 0 | 4 | 3 | 8 |
| 30 | ILYUKHINA Yelena | KAZ | 1.4 | 7 | 0 | 0 | 2 | 3 | 5 |
| 30 | POLENOVA Elena | RUS | 1.4 | 11 | 0 | 0 | 4 | 3 | 8 |
| 30 | ROMENSKAYA Oxana | RUS | 1.4 | 11 | 0 | 0 | 5 | 1 | 8 |
| 30 | WORZ Nina Christin | GER | 1.4 | 7 | 0 | 0 | 3 | 1 | 5 |
| 30 | WU Wenjuan | CHN | 1.4 | 11 | 0 | 0 | 5 | 1 | 8 |
| 37 | LIU Xiaomei | CHN | 1.3 | 10 | 0 | 0 | 3 | 4 | 8 |
| 37 | SZAMORANSKY Piroska | HUN | 1.3 | 10 | 0 | 0 | 3 | 4 | 8 |
| 37 | WENDLING Isabelle | FRA | 1.3 | 10 | 0 | 0 | 4 | 2 | 8 |

Next 4 players were tied with average points of 1.2

Note:
Total Points = (EX) x 10 + (RC) x 5 + (2Min) x 2 + (YC) x 1

Legend:
% Efficiency 2Min 2 Minute Suspensions Avg Average per Game EX Exclusions MP Matches Played
RC Red Cards YC Yellow Cards



MEDALLISTS

获奖名单 / MÉDAILLÉS

| GOLD | SILVER | BRONZE |
|------|--------|--------|
|------|--------|--------|

FRA - France

- 2 FERNANDEZ Jerome
- 3 DINART Didier
- 4 BURDET Cedric
- 5 GILLE Guillaume
- 6 GILLE Bertrand
- 8 NARCISSE Daniel
- 11 GIRAULT Olivier
- 12 KARABOUE Daouda
- 13 KARABATIC Nikola
- 14 KEMPE Christophe
- 16 OMEYER Thierry
- 18 ABATI Joel
- 19 ABALO Luc
- 21 GUIGOU Michael
- 26 PATY Cedric

ISL - Iceland

- 1 GUSTAVSSON Bjorgvin Pall
- 3 GEIRSSON Logi
- 5 SIGURDSSON Sigfus
- 6 HALLGRIMSSON Asgeir Orn
- 7 ATLASON Arnor
- 9 SIGURDSSON Gudjon Valur
- 10 GUDJONSSON Snorri Steinn
- 11 STEFANSSON Olafur
- 14 ASGEIRSSON Sturla
- 15 PETERSSON Alexander
- 16 GUDMUNDSSON Hreidar Levy
- 17 JAKOBSSON Sverre Andreas
- 18 GUNNARSSON Robert
- 19 INGIMUNDARSON Ingimundur

ESP - Spain

- 1 HOMBRADOS Jose Javier
- 2 ENTRERRIOS Alberto
- 4 ROCAS Albert
- 5 ENTRERRIOS Raul
- 6 GARABAYA Ruben
- 7 PRIETO Carlos
- 8 BELAUSTEGUI Jon
- 11 LOZANO Demetrio
- 15 DAVIS David
- 16 BARRUFET David
- 17 GARCIA Juan
- 18 ROMERO Iker
- 21 MALMAGRO Cristian
- 27 TOMAS Victor



TEAM ROSTER As of 9 AUG 2008
球队名单 / COMPOSITION DE L'ÉQUIPE

BRA - Brazil

| No. | Name | Pos | L/R | Height m/ft in | Weight kg/lbs | Date of Birth | Age | Club | Int'l. Matches | |
|---------------------|------------------------|-----|-----|-------------------|------------------|---------------|------|---|----------------|-------|
| | | | | | | | | | Played | Goals |
| 1 | SANTOS Maik | GK | | 1.80 / 5'11" | 86 / 190 | 6 SEP 1980 | 27 | EC PINHEIROS, SAO PAULO (BRA) | 60 | 1 |
| 3 | PACHECO FILHO Fernando | RB | L | 1.90 / 6'3" | 96 / 212 | 25 MAY 1983 | 25 | EC PINHEIROS, SAO PAULO (BRA) | 54 | 90 |
| 5 | ERTEL Carlos | P | R | 1.85 / 6'1" | 94 / 207 | 18 DEC 1974 | 33 | IMES SAO CAETANO, SAO CAETANO (BRA) | 139 | 316 |
| 7 | RUY Renato | RW | L | 1.84 / 6'0" | 85 / 187 | 7 JUN 1979 | 29 | WILHELMSHAVENER HV, WILHELMSHAVEN (GER) | 121 | 211 |
| 8 | SOUZA Bruno | LB | R | 1.99 / 6'6" | 98 / 216 | 27 JUN 1977 | 31 | HSV HAMBURG, HAMBURG (GER) | 192 | 613 |
| 9 | BORTOLINI Leonardo | CB | R | 1.85 / 6'1" | 83 / 183 | 10 APR 1977 | 31 | UNOPAR, LONDRINA (BRA) | 124 | 350 |
| 10 | JUSTINO Helio | LW | R | 1.84 / 6'0" | 97 / 214 | 23 JUL 1972 | 36 | IMES SAO CAETANO, SAO CAETANO (BRA) | 186 | 640 |
| 12 | VASCONCELOS Alexandre | GK | | 1.94 / 6'4" | 102 / 225 | 19 DEC 1978 | 29 | MEDODISTA SBC, BESNI (BRA) | 130 | 0 |
| 13 | LAUREANO Silvio | RW | L | 1.70 / 5'7" | 75 / 165 | 19 APR 1981 | 27 | IMES SAO CAETANO, SAO CAETANO (BRA) | 30 | 32 |
| 14 | SILVA Alexandre | P | R | 1.90 / 6'3" | 104 / 229 | 12 NOV 1980 | 27 | UNOPAR, LONDRINA (BRA) | | |
| 17 | RIBEIRO Felipe | LW | R | 1.86 / 6'1" | 90 / 198 | 4 MAY 1985 | 23 | CAI ARAGON, SARAGOSA (ESP) | 40 | 121 |
| 18 | SANTANA Bruno | CB | R | 1.83 / 6'0" | 90 / 198 | 27 FEB 1982 | 26 | EC PINHEIROS, SAO PAULO (BRA) | 89 | 112 |
| 19 | PIZZINATO Jardel | P | R | 1.92 / 6'4" | 107 / 236 | 10 FEB 1978 | 30 | MEDODISTA SBC, BESNI (BRA) | 73 | 11 |
| 28 | OLIVEIRA Guilherme | LB | R | 1.90 / 6'3" | 92 / 203 | 8 JAN 1985 | 23 | BARNBACH/KOFLACH (AUT) | 40 | 57 |
| Team average | | | | 1.87 / 6'1" | 93 / 205 | | 28.4 | | 98.3 | |

Uniform Colours

Team 1st

Team 2nd

Goalkeeper 1st

Goalkeeper 2nd

Shirt

YELLOW

BLUE

BLACK

YELLOW

Shorts

YELLOW

BLUE

BLACK

BLUE

Officials:

RIBERA Jordi (ESP)

SILVA JUNIOR Washington

CEZAR Marcos

SILVERIO Denis

MARQUES Cassio

SANTOS Gustavo

(Coach)

(Assistant Coach)

(Assistant Coach)

(Physiotherapist)

(Manager)

(Doctor)

Note:

Uniform numbers will be confirmed at the team managers meeting and under exceptional circumstances could still be changed right up to the start of the competition.

The player's age has been calculated based on the day of update.

Number of international matches played, includes Olympic Games, Senior and Junior World Championships and Continental Championships (other tournaments and friendly matches not included).

Legend:

CB Centre Back

LW Left Wing

RW Right Wing

GK Goalkeeper

P Pivot

L Left

Pos Position

L/R Handedness

R Right

LB Left Back

RB Right Back



TEAM ROSTER As of 14 AUG 2008
球队名单 / COMPOSITION DE L'ÉQUIPE

CHN - China

| No. | Name | Pos | L/R | Height m/ft in | Weight kg/lbs | Date of Birth | Age | Club | Int'l. Matches | |
|---------------------|---------------|-----|-----|-------------------|------------------|---------------|------|-----------------------------|----------------|-------|
| | | | | | | | | | Played | Goals |
| 2 | CUI Liang | P | R | 1.95 / 6'5" | 100 / 220 | 20 FEB 1983 | 25 | BEIJING ARMY, BEIJING (CHN) | 80 | 354 |
| 3 | ZHU Jie | CB | R | 1.87 / 6'2" | 96 / 212 | 30 JAN 1978 | 30 | GUANGDONG, GUANGDONG (CHN) | 70 | 278 |
| 5 | YAN Liang | P | R | 2.01 / 6'7" | 94 / 207 | 23 JAN 1985 | 23 | JIANGSU, SUZHOU (CHN) | 40 | 105 |
| 6 | CUI Lei | RB | L | 1.97 / 6'6" | 88 / 194 | 25 OCT 1980 | 27 | BEIJING ARMY, BEIJING (CHN) | 50 | 186 |
| 7 | ZHANG Ji | CB | R | 1.86 / 6'1" | 88 / 194 | 5 NOV 1978 | 29 | BEIJING, BEIJING (CHN) | 30 | 120 |
| 8 | ZHOU Xiaojian | P | R | 1.98 / 6'6" | 105 / 231 | 13 JAN 1985 | 23 | JIANGSU, SUZHOU (CHN) | 40 | 113 |
| 10 | LI Hexin | RW | L | 1.94 / 6'4" | 90 / 198 | 16 SEP 1985 | 22 | SHANGHAI, SHANGHAI (CHN) | 20 | 10 |
| 11 | ZHANG Xing | LW | R | 1.93 / 6'4" | 88 / 194 | 13 JUN 1986 | 22 | JIANGSU, SUZHOU (CHN) | 30 | 97 |
| 12 | WANG Long | GK | R | 1.95 / 6'5" | 100 / 220 | 27 NOV 1985 | 22 | BEIJING, BEIJING (CHN) | 25 | |
| 14 | TIAN Jianxia | LB | R | 1.90 / 6'3" | 92 / 203 | 3 SEP 1986 | 21 | TIANJING, TIANJING (CHN) | 40 | 132 |
| 16 | YE Qiang | GK | R | 1.93 / 6'4" | 93 / 205 | 16 JUN 1978 | 30 | JIANGSU, SUZHOU (CHN) | 75 | |
| 18 | HAO Kexin | LB | R | 1.98 / 6'6" | 96 / 212 | 15 JAN 1986 | 22 | JIANGSU, SUZHOU (CHN) | 50 | 233 |
| 19 | MIAO Qing | RB | L | 2.00 / 6'7" | 95 / 209 | 4 FEB 1983 | 25 | BEIJING ARMY, BEIJING (CHN) | 50 | 225 |
| 20 | ZHU Wenxin | LW | R | 1.76 / 5'9" | 72 / 159 | 11 FEB 1980 | 28 | BEIJING ARMY, BEIJING (CHN) | 50 | 365 |
| 13 | WANG Xiaolong | RW | R | 1.87 / 6'2" | 87 / 192 | 17 AUG 1989 | 18 | ANHUI, HEFEI (CHN) | 30 | 116 |
| Team average | | | | 1.93 / 6'4" | 92 / 203 | | 24.5 | | 45.3 | |

Uniform Colours

Team 1st

Team 2nd

Goalkeeper 1st

Goalkeeper 2nd

Shirt

RED

WHIE

GREEN

BLUE

Shorts

RED

WHITE

GREEN

BLUE

Officials:

YAN Weiming

CAO Jiuli

DU Jiangtao

WANG Jianguo

(Coach)

(Assistant Coach)

(Assistant Coach)

(Doctor)

Note:

Uniform numbers will be confirmed at the team managers meeting and under exceptional circumstances could still be changed right up to the start of the competition.

The player's age has been calculated based on the day of update.

Number of international matches played, includes Olympic Games, Senior and Junior World Championships and Continental Championships (other tournaments and friendly matches not included).

Player #13 WANG Xiaolong replaced by #10 LI Hexin

Legend:

CB Centre Back

LW Left Wing

RW Right Wing

GK Goalkeeper

P Pivot

L Left

Pos Position

L/R Handedness

R Right

LB Left Back

RB Right Back



TEAM ROSTER As of 14 AUG 2008
球队名单 / COMPOSITION DE L'ÉQUIPE

CRO - Croatia

| No. | Name | Pos | L/R | Height m/ft in | Weight kg/lbs | Date of Birth | Age | Club | Int'l. Matches | |
|---------------------|-------------------|-----|-----|-------------------|------------------|---------------|------|---|----------------|-------|
| | | | | | | | | | Played | Goals |
| 1 | LOSERT Venio | GK | R | 1.91 / 6'3" | 93 / 205 | 25 JUL 1976 | 32 | FC BARCELONA, BARCELONA (ESP) | 149 | 0 |
| 3 | SULIC Renato | P | R | 1.97 / 6'6" | 98 / 216 | 12 OCT 1979 | 28 | CELJE PIVOVARNA LASKO, CELJE (SLO) | 95 | 233 |
| 4 | BALIC Ivano | CB | R | 1.90 / 6'3" | 96 / 212 | 1 APR 1979 | 29 | PORTLAND SAN ANTONIO, SAN ANTONIO (ESP) | 132 | 420 |
| 5 | DUVNJAK Domagoj | CB | R | 1.97 / 6'6" | 89 / 196 | 1 JUN 1988 | 20 | CROATIA OSIGURANJE, ZAGREB (CRO) | 19 | 34 |
| 6 | LACKOVIC Blazenko | LB | R | 1.95 / 6'5" | 95 / 209 | 25 DEC 1980 | 27 | SG FLENSBURG HANDEWITT, FLENSBURG (GER) | 111 | 340 |
| 9 | VORI Igor | P | R | 2.02 / 6'8" | 111 / 245 | 20 SEP 1980 | 27 | CROATIA OSIGURANJE, ZAGREB (CRO) | 103 | 257 |
| 10 | DOMINIKOVIC Davor | CB | R | 2.03 / 6'8" | 100 / 220 | 7 APR 1978 | 30 | PORTLAND SAN ANTONIO, SAN ANTONIO (ESP) | 147 | 177 |
| 11 | DZOMBA Mirza | RW | L | 1.90 / 6'3" | 86 / 190 | 28 FEB 1977 | 31 | CROATIA OSIGURANJE, ZAGREB (CRO) | 173 | 667 |
| 13 | HORVAT Zlatko | RW | L | 1.79 / 5'10" | 80 / 176 | 25 SEP 1984 | 23 | CROATIA OSIGURANJE, ZAGREB (CRO) | 35 | 65 |
| 14 | VUKOVIC Drago | CB | R | 1.94 / 6'4" | 90 / 198 | 3 AUG 1983 | 25 | GORENJE VELENJE, VELENJE (SLO) | 53 | 50 |
| 17 | SPREM Goran | LW | R | 1.83 / 6'0" | 85 / 187 | 6 JUL 1979 | 29 | HSG NORDHORN, NORDHORN (GER) | 96 | 241 |
| 19 | METLICIC Petar | RB | L | 1.94 / 6'4" | 94 / 207 | 25 DEC 1976 | 31 | BM CIUDAD REAL (ESP) | 152 | 338 |
| 24 | VALCIC Tonci | LB | R | 1.94 / 6'4" | 94 / 207 | 9 JUN 1978 | 30 | ADEMAR LEON, LEON (ESP) | 92 | 141 |
| 25 | ALILOVIC Mirko | GK | R | 2.00 / 6'7" | 105 / 231 | 15 SEP 1985 | 22 | ADEMAR LEON, LEON (ESP) | 25 | 0 |
| 23 | VUKIC Ljubo | LW | R | 1.91 / 6'3" | 95 / 209 | 3 AUG 1982 | 26 | CROATIA OSIGURANJE, ZAGREB (CRO) | 29 | 38 |
| Team average | | | | 1.93 / 6'4" | 94 / 207 | | 27.3 | | 94.1 | |

| Uniform Colours | Shirt | Shorts |
|-----------------------|------------|------------|
| Team 1st | RED | RED |
| Team 2nd | WHITE | WHITE |
| Goalkeeper 1st | YELLOW | YELLOW |
| Goalkeeper 2nd | LIGHT BLUE | LIGHT BLUE |

| Officials: | | |
|------------|-----------------|-------------------|
| | UDOVICIC Ivica | (Manager) |
| | CERVAR Lino | (Coach) |
| | GOLUZA Slavko | (Assistant Coach) |
| | MUSAK Marko | (Physiotherapist) |
| | MISKULIN Mladen | (Doctor) |
| | SINKOVIC Bozo | (Physiotherapist) |

Note:
Uniform numbers will be confirmed at the team managers meeting and under exceptional circumstances could still be changed right up to the start of the competition.
The player's age has been calculated based on the day of update.
Number of international matches played, includes Olympic Games, Senior and Junior World Championships and Continental Championships (other tournaments and friendly matches not included).

Player #23 VUKIC Ljubo replaced by #17 SPREM Goran

| Legend: | | | | | | | | | |
|-----------|-------------|-----------|------------|------------|----------|------------|------------|-----------|------------|
| CB | Centre Back | GK | Goalkeeper | L | Left | L/R | Handedness | LB | Left Back |
| LW | Left Wing | P | Pivot | Pos | Position | R | Right | RB | Right Back |
| RW | Right Wing | | | | | | | | |



TEAM ROSTER As of 10 AUG 2008
球队名单 / COMPOSITION DE L'ÉQUIPE

DEN - Denmark

| No. | Name | Pos | L/R | Height m/ft in | Weight kg/lbs | Date of Birth | Age | Club | Int'l. Matches | |
|---------------------|---------------------------|-----|-----|-------------------|------------------|---------------|------|---|----------------|-------|
| | | | | | | | | | Played | Goals |
| 1 | HVIDT Kasper | GK | R | 1.92 / 6'4" | 97 / 214 | 6 FEB 1976 | 32 | FC BARCELONA, BARCELONA (ESP) | 184 | 1 |
| 4 | BOESEN Lasse | LB | R | 1.91 / 6'3" | 99 / 218 | 18 SEP 1979 | 28 | SG FLENSBURG HANDEWITT, FLENSBURG (GER) | 101 | 302 |
| 6 | JOERGENSEN Lars Troels | RB | R | 1.92 / 6'4" | 104 / 229 | 3 FEB 1978 | 30 | PORTLAND SAN ANTONIO, SAN ANTONIO (ESP) | 158 | 136 |
| 7 | JENSEN Jesper | CB | R | 1.88 / 6'2" | 88 / 194 | 30 OCT 1977 | 30 | SKJERN HANDBALL, SKJERN (DEN) | 92 | 192 |
| 9 | CHRISTIANSEN Lars Roslyn | LW | R | 1.82 / 6'0" | 88 / 194 | 18 APR 1972 | 36 | SG FLENSBURG HANDEWITT, FLENSBURG (GER) | 266 | 999 |
| 12 | HENRIKSEN Peter | GK | R | 1.84 / 6'0" | 88 / 194 | 20 AUG 1972 | 35 | GOG SVENDBORG TGI, SVENDBORG (DEN) | 61 | 0 |
| 13 | SPELLERBERG Bo | LB | R | 1.92 / 6'4" | 93 / 205 | 24 JUL 1979 | 29 | KIF KOLDING, KOLDING (DEN) | 121 | 173 |
| 15 | HANSEN Mikkel | LB | R | 1.94 / 6'4" | 93 / 205 | 22 OCT 1987 | 20 | FC BARCELONA, BARCELONA (ESP) | 9 | 27 |
| 19 | NOEDDESBO Jesper | P | R | 1.99 / 6'6" | 100 / 220 | 23 OCT 1980 | 27 | FC BARCELONA, BARCELONA (ESP) | 97 | 186 |
| 22 | SARUP Kasper Soendergaard | RB | L | 1.91 / 6'3" | 93 / 205 | 9 JUN 1981 | 27 | KIF KOLDING, KOLDING (DEN) | 40 | 98 |
| 23 | BOLDSEN Joachim Rietveld | CB | R | 1.87 / 6'2" | 101 / 223 | 30 APR 1978 | 30 | FC BARCELONA, BARCELONA (ESP) | 176 | 395 |
| 24 | LINDBERG Hans Ottar | RW | L | 1.88 / 6'2" | 88 / 194 | 1 AUG 1981 | 27 | HSV HAMBURG, HAMBURG (GER) | 71 | 160 |
| 25 | BRUUN JOERGENSEN Klav | RB | L | 1.80 / 5'11" | 90 / 198 | 3 APR 1974 | 34 | FCK HANDBALL, COPENHAGEN (DEN) | 169 | 410 |
| 26 | NIELSEN Kasper | LB | R | 1.94 / 6'4" | 100 / 220 | 9 JUN 1975 | 33 | SG FLENSBURG HANDEWITT, FLENSBURG (GER) | 120 | 266 |
| 14 | KNUDSEN Michael V | P | R | 1.92 / 6'4" | 97 / 214 | 4 SEP 1978 | 29 | SG FLENSBURG HANDEWITT, FLENSBURG (GER) | 184 | 615 |
| Team average | | | | 1.90 / 6'3" | 95 / 209 | | 29.8 | | 123.3 | |

| Uniform Colours | Shirt | Shorts |
|-----------------------|--------|--------|
| Team 1st | RED | WHITE |
| Team 2nd | WHITE | RED |
| Goalkeeper 1st | BLACK | BLACK |
| Goalkeeper 2nd | YELLOW | BLACK |

| Officials: | | |
|------------|---------------------------|-------------------|
| | WILBEK Ulrik | (Coach) |
| | BREDSORFF-LARSEN Peter | (Assistant Coach) |
| | JOHANNSEN Kai (GER) | (Manager) |
| | POULSEN Peter Kristian | (Physiotherapist) |
| | BASTRUP Henrik Joergensen | (Team Official) |
| | STORGAARD Morten | (Team Official) |

Note:
Uniform numbers will be confirmed at the team managers meeting and under exceptional circumstances could still be changed right up to the start of the competition.
The player's age has been calculated based on the day of update.
Number of international matches played, includes Olympic Games, Senior and Junior World Championships and Continental Championships (other tournaments and friendly matches not included).

Player #14 KNUDSEN Michael V replaced by #15 HANSEN Mikkel

| Legend: | | | | | | | | | |
|-----------|-------------|-----------|------------|------------|----------|------------|------------|-----------|------------|
| CB | Centre Back | GK | Goalkeeper | L | Left | L/R | Handedness | LB | Left Back |
| LW | Left Wing | P | Pivot | Pos | Position | R | Right | RB | Right Back |
| RW | Right Wing | | | | | | | | |



TEAM ROSTER As of 9 AUG 2008
球队名单 / COMPOSITION DE L'ÉQUIPE

EGY - Egypt

| No. | Name | Pos | L/R | Height m/ft in | Weight kg/lbs | Date of Birth | Age | Club | Int'l. Matches | |
|---------------------|------------------------|-----|-----|-------------------|------------------|---------------|------|-----------------------------|----------------|-------|
| | | | | | | | | | Played | Goals |
| 4 | MABROUK Hussein | LB | R | 1.94/6'4" | 85 / 187 | 30 MAR 1980 | 28 | AHLY, CAIRO (EGY) | | |
| 5 | HUSSEIN Moustafa | RW | L | | | 8 JAN 1984 | 24 | AHLY, CAIRO (EGY) | | |
| 6 | EL AHMAR Ahmed | RB | L | 1.83/6'0" | 81 / 179 | 27 JAN 1984 | 24 | ZAMALEK, GIZA (EGY) | | |
| 8 | RAMADAN Mohamed | P | R | | | 7 MAR 1984 | 24 | AHLY, CAIRO (EGY) | | |
| 10 | ABDELRAZEK Abouelfetoh | RB | L | | | 12 FEB 1987 | 21 | SMOHA, ALEXANDRIA (EGY) | | |
| 11 | HASSABALLAH Mahmoud | CB | R | | | 22 NOV 1986 | 21 | OLYMPI, ALEXANDRIA (EGY) | | |
| 12 | NAKIB Mohamed | GK | R | 1.92/6'4" | 92 / 203 | 6 APR 1974 | 34 | OLYMPI, ALEXANDRIA (EGY) | | |
| 14 | MABROUK Hassan | LB | R | | | 29 JUL 1982 | 26 | AHLY, CAIRO (EGY) | | |
| 15 | ABD ELSALAM Mohamed | LB | R | 1.92/6'4" | 83 / 183 | 12 JAN 1982 | 26 | ZAMALEK, GIZA (EGY) | | |
| 16 | ABDEL MAKSOUD Walid | GK | R | | | 14 JUN 1979 | 29 | ZAMALEK, GIZA (EGY) | | |
| 17 | MABROUK Belal | LW | R | | | 2 AUG 1984 | 24 | AHLY, CAIRO (EGY) | | |
| 18 | EL FAKHARANY Hany | P | R | 1.96/6'5" | 88 / 194 | 6 APR 1978 | 30 | FUCHSE BERLIN, BERLIN (GER) | | |
| 19 | YOUSRY Hassan | CB | R | | | 10 MAY 1978 | 30 | ZAMALEK, GIZA (EGY) | | |
| 20 | ZAKY Hussein | LB | R | | | 1 MAR 1979 | 29 | CAI ARRAGON, SARGOZA (ESP) | | |
| Team average | | | | 1.91/6'3" | 86 / 189 | | 26.4 | | | |

Uniform Colours

Team 1st

Team 2nd

Goalkeeper 1st

Goalkeeper 2nd

Shirt

RED

WHITE

LIGHT BLUE

ORANGE

Shorts

RED

WHITE

BLACK

BLACK

Officials:

SMAJLAGIC Irfan (CRO)

KOTB Amr

SOLIMAN Mahmoud

EL SHIKH Fawzi

SALEM Sameh

(Coach)

(Assistant Coach)

(Manager)

(Physiotherapist)

(Doctor)

Note:

Uniform numbers will be confirmed at the team managers meeting and under exceptional circumstances could still be changed right up to the start of the competition.

The player's age has been calculated based on the day of update.

Number of international matches played, includes Olympic Games, Senior and Junior World Championships and Continental Championships (other tournaments and friendly matches not included).

Legend:

CB Centre Back

LW Left Wing

RW Right Wing

GK Goalkeeper

P Pivot

L Left

Pos Position

L/R Handedness

R Right

LB Left Back

RB Right Back



TEAM ROSTER As of 9 AUG 2008
球队名单 / COMPOSITION DE L'ÉQUIPE

ESP - Spain

| No. | Name | Pos | L/R | Height m/ft in | Weight kg/lbs | Date of Birth | Age | Club | Int'l. Matches | |
|---------------------|-----------------------|-----|-----|-------------------|------------------|---------------|------|---------------------------------|----------------|-------|
| | | | | | | | | | Played | Goals |
| 1 | HOMBRADOS Jose Javier | GK | R | 1.97 / 6'6" | 98 / 216 | 7 APR 1972 | 36 | ADC CIUDAD REAL, C REAL (ESP) | 175 | 1 |
| 2 | ENTRERRIOS Alberto | LB | R | 1.92 / 6'4" | 100 / 220 | 7 NOV 1976 | 31 | ADC CIUDAD REAL, C REAL (ESP) | 164 | 505 |
| 4 | ROCAS Albert | RW | L | 1.88 / 6'2" | 84 / 185 | 16 JUN 1982 | 26 | PC BARCELONA, BARCELONA (ESP) | 68 | 275 |
| 5 | ENTRERRIOS Raul | CB | R | 1.85 / 6'1" | 95 / 209 | 12 FEB 1981 | 27 | BM VALLADOLID, VALLADOLID (ESP) | 83 | 180 |
| 6 | GARABAYA Ruben | P | R | 2.01 / 6'7" | 107 / 236 | 15 SEP 1978 | 29 | FC BARCELONA, BARCELONA (ESP) | 98 | 212 |
| 7 | PRIETO Carlos | P | R | 2.04 / 6'8" | 108 / 238 | 2 FEB 1980 | 28 | BM VALLADOLID, VALLADOLID (ESP) | 66 | 73 |
| 8 | BELAUSTEGUI Jon | RB | L | 1.95 / 6'5" | 100 / 220 | 19 MAR 1979 | 29 | BM CDAD LOGBOND, LOGBOND (ESP) | 83 | 185 |
| 11 | LOZANO Demetrio | LB | R | 1.96 / 6'5" | 100 / 220 | 26 SEP 1975 | 32 | FC BARCELONA, BARCELONA (ESP) | 210 | 449 |
| 15 | DAVIS David | LW | R | 1.85 / 6'1" | 85 / 187 | 25 OCT 1976 | 31 | ADC CIUDAD REAL, C REAL (ESP) | 78 | 115 |
| 16 | BARRUFET David | GK | R | 1.97 / 6'6" | 100 / 220 | 4 JUN 1970 | 38 | FC BARCELONA, BARCELONA (ESP) | 259 | 1 |
| 17 | GARCIA Juan | LW | R | 1.76 / 5'9" | 75 / 165 | 28 AUG 1977 | 30 | FC BARCELONA, BARCELONA (ESP) | 128 | 508 |
| 18 | ROMERO Iker | LB | R | 1.96 / 6'5" | 104 / 229 | 15 JUN 1980 | 28 | FC BARCELONA, BARCELONA (ESP) | 127 | 480 |
| 21 | MALMAGRO Cristian | RB | L | 1.97 / 6'6" | 107 / 236 | 11 MAR 1983 | 25 | SDC S ANTONIO, PAMPLONA (ESP) | 13 | 33 |
| 27 | TOMAS Victor | RW | L | 1.76 / 5'9" | 83 / 183 | 15 FEB 1985 | 23 | FC BARCELONA, BARCELONA (ESP) | 23 | 70 |
| Team average | | | | 1.92 / 6'4" | 96 / 212 | | 29.5 | | 112.5 | |

Uniform Colours

Team 1st

Team 2nd

Goalkeeper 1st

Goalkeeper 2nd

Shirt

RED

WHITE

BLACK

BLUE

Shorts

BLUE

WHITE

BULE

BLUE

Officials:

| | |
|--------------------|-------------------|
| BROCCATE Felix | (Manager) |
| PASTOR Juan Carlos | (Coach) |
| BULIGAN Alexandru | (Assistant Coach) |
| FREIRE Carlos | (Physiotherapist) |
| GUTIERREZ Oscar | (Team Official) |
| ROLDAN Aurelio | (Doctor) |

Note:

Uniform numbers will be confirmed at the team managers meeting and under exceptional circumstances could still be changed right up to the start of the competition.

The player's age has been calculated based on the day of update.

Number of international matches played, includes Olympic Games, Senior and Junior World Championships and Continental Championships (other tournaments and friendly matches not included).

Legend:

| | | | | |
|-----------------------|----------------------|---------------------|-----------------------|----------------------|
| CB Centre Back | GK Goalkeeper | L Left | L/R Handedness | LB Left Back |
| LW Left Wing | P Pivot | Pos Position | R Right | RB Right Back |
| RW Right Wing | | | | |



TEAM ROSTER As of 14 AUG 2008
球队名单 / COMPOSITION DE L'ÉQUIPE

FRA - France

| No. | Name | Pos | L/R | Height m/ft in | Weight kg/lbs | Date of Birth | Age | Club | Int'l. Matches | |
|---------------------|------------------|-----|-----|-------------------|------------------|---------------|------|--------------------------------------|----------------|-------|
| | | | | | | | | | Played | Goals |
| 3 | DINART Didier | P | R | 1.97 / 6'6" | 104 / 229 | 18 JAN 1977 | 31 | CIUDAD REAL HB, CIUDAD REAL HB (ESP) | 288 | 136 |
| 4 | BURDET Cedric | RB | L | 1.95 / 6'5" | 98 / 216 | 15 NOV 1974 | 33 | MONTPELLIER HBA, MONTPELLIER (FRA) | 220 | 476 |
| 5 | GILLE Guillaume | P | R | 1.92 / 6'4" | 97 / 214 | 12 JUL 1976 | 32 | HSV HAMBURG, HAMBURG (GER) | 245 | 614 |
| 6 | GILLE Bertrand | CB | R | 1.87 / 6'2" | 98 / 216 | 24 MAR 1978 | 30 | HSV HAMBURG, HAMBURG (GER) | 211 | 654 |
| 8 | NARCISSE Daniel | CB | R | 1.89 / 6'2" | 90 / 198 | 16 DEC 1979 | 28 | CHAMBERY SAVOIE HB, CHAMBERY (FRA) | 171 | 524 |
| 11 | GIRAULT Olivier | LW | R | 1.83 / 6'0" | 86 / 190 | 22 FEB 1973 | 35 | PARIS HB, PARIS (FRA) | 240 | 551 |
| 12 | KARABOUE Daouda | GK | R | 1.98 / 6'6" | 92 / 203 | 11 DEC 1975 | 32 | MONTPELLIER HBA, MONTPELLIER (FRA) | 64 | |
| 13 | KARABATIC Nikola | LB | R | 1.95 / 6'5" | 102 / 225 | 11 APR 1984 | 24 | THW KIEL, KIEL (GER) | 120 | 515 |
| 14 | KEMPE Christophe | P | R | 1.93 / 6'4" | 105 / 231 | 2 MAY 1975 | 33 | TOULOUSE UNION HB, TOULOUSE (FRA) | 161 | 249 |
| 16 | OMEYER Thierry | GK | R | 1.92 / 6'4" | 93 / 205 | 2 NOV 1976 | 31 | THW KIEL, KIEL (GER) | 194 | |
| 18 | ABATI Joel | RB | L | 1.90 / 6'3" | 85 / 187 | 25 APR 1970 | 38 | MONTPELLIER HBA, MONTPELLIER (FRA) | 196 | 577 |
| 19 | ABALO Luc | RW | L | 1.82 / 6'0" | 80 / 176 | 6 SEP 1984 | 23 | US IVRY HB, IVRY (FRA) | 74 | 247 |
| 21 | GUIGOU Michael | LW | R | 1.79 / 5'10" | 78 / 172 | 28 JAN 1982 | 26 | MONTPELLIER HBA, MONTPELLIER (FRA) | 100 | 351 |
| 26 | PATY Cedric | | | 1.94 / 6'4" | 93 / 205 | 25 JUL 1981 | 27 | CHAMBERY SAVOIE HB, CHAMBERY (FRA) | 17 | 44 |
| 2 | FERNANDEZ Jerome | RB | R | 1.99 / 6'6" | 106 / 234 | 7 MAR 1977 | 31 | FC BARCELONE HB, BARCELONE (ESP) | 262 | 1042 |
| Team average | | | | 1.91 / 6'3" | 94 / 207 | | 30.3 | | 170.9 | |

| Uniform Colours | Shirt | Shorts |
|-----------------------|--------|--------|
| Team 1st | BLUE | BLUE |
| Team 2nd | WHITE | WHITE |
| Goalkeeper 1st | YELLOW | BLACK |
| Goalkeeper 2nd | GREEN | BLACK |

| Officials: | | |
|------------------------|--|-------------------|
| ONESTA Claude | | (Coach) |
| NOUET Sylvain | | (Assistant Coach) |
| SEBASTIEN Pierre | | (Doctor) |
| MABIRE Jean-Christophe | | (Physiotherapist) |
| KERSTEN Patrick | | (Physiotherapist) |
| BARBOT Michel | | (Manager) |

Note:
Uniform numbers will be confirmed at the team managers meeting and under exceptional circumstances could still be changed right up to the start of the competition.
The player's age has been calculated based on the day of update.
Number of international matches played, includes Olympic Games, Senior and Junior World Championships and Continental Championships (other tournaments and friendly matches not included).

Player #2 FERNANDEZ Jerome replaced by #26 PATY Cedric

| Legend: | | | | | | | | | |
|-----------|-------------|-----------|------------|------------|----------|------------|------------|-----------|------------|
| CB | Centre Back | GK | Goalkeeper | L | Left | L/R | Handedness | LB | Left Back |
| LW | Left Wing | P | Pivot | Pos | Position | R | Right | RB | Right Back |
| RW | Right Wing | | | | | | | | |



TEAM ROSTER As of 12 AUG 2008
球队名单 / COMPOSITION DE L'ÉQUIPE

GER - Germany

| No. | Name | Pos | L/R | Height m/ft in | Weight kg/lbs | Date of Birth | Age | Club | Int'l. Matches | |
|---------------------|---------------------------|-----|-----|-------------------|------------------|---------------|------|---------------------------------------|----------------|-------|
| | | | | | | | | | Played | Goals |
| 1 | FRITZ Henning | GK | R | 1.89 / 6'2" | 89 / 196 | 21 SEP 1974 | 33 | RHEIN-NECKAR LOWEN, MANNHEIM (GER) | 235 | |
| 4 | ROGGISCH Oliver | P | R | 2.02 / 6'8" | 95 / 209 | 25 AUG 1978 | 29 | RHEIN-NECKAR LOWEN, MANNHEIM (GER) | 94 | 24 |
| 5 | KLEIN Dominik | LW | R | 1.90 / 6'3" | 85 / 187 | 16 DEC 1983 | 24 | THW KIEL, KIEL (GER) | 70 | 143 |
| 8 | SCHWARZER Christian | P | R | 1.96 / 6'5" | 100 / 220 | 23 OCT 1969 | 38 | RHEIN-NECKAR LOWEN, MANNHEIM (GER) | 314 | 957 |
| 10 | KOHRMANN Oliver | CB | R | 1.86 / 6'1" | 86 / 190 | 28 JUL 1976 | 32 | TV GROSSWALSTADT, GROSSWALSTADT (GER) | 12 | 12 |
| 11 | GLANDORF Holger | RB | R | 1.95 / 6'5" | 88 / 194 | 30 MAR 1983 | 25 | HSG NORDHORN, NORDHORN (GER) | 87 | 283 |
| 12 | BITTER Johannes | GK | R | 2.04 / 6'8" | 104 / 229 | 2 SEP 1982 | 25 | HSV HAMBURG, HAMBURG (GER) | 94 | 2 |
| 13 | CHRISTOPHERSEN Sven-Soren | | | 1.98 / 6'6" | 98 / 216 | 9 MAY 1985 | 23 | HSG WETZLAR, WETZLAR (GER) | 9 | 18 |
| 14 | ZEITZ Christian | RB | L | 1.85 / 6'1" | 86 / 190 | 18 NOV 1980 | 27 | THW KIEL, KIEL (GER) | 161 | 456 |
| 15 | JANSEN Torsten | LW | R | 1.85 / 6'1" | 89 / 196 | 23 DEC 1976 | 31 | HSV HAMBURG, HAMBURG (GER) | 143 | 393 |
| 17 | KLIMOVETS Andrei | P | R | 1.96 / 6'5" | 105 / 231 | 18 AUG 1974 | 33 | RHEIN-NECKAR LOWEN, MANNHEIM (GER) | 67 | 167 |
| 18 | KRAUS Michael | RB | R | 1.87 / 6'2" | 94 / 207 | 28 SEP 1983 | 24 | TBV LEMGO, LEMGO (GER) | 65 | 169 |
| 19 | KEHRMANN Florian | RW | L | 1.86 / 6'1" | 85 / 187 | 26 JUN 1977 | 31 | TBV LEMGO, LEMGO (GER) | 218 | 798 |
| 24 | HAASS Michael | CB | R | 1.94 / 6'4" | 94 / 207 | 12 DEC 1983 | 24 | TBV GWD MINDEN, MINDEN (GER) | 20 | 20 |
| 2 | HENS Pascal | LB | R | 2.03 / 6'8" | 100 / 220 | 26 MAR 1980 | 28 | HSV HAMBURG, HAMBURG (GER) | 150 | 441 |
| Team average | | | | 1.93 / 6'4" | 93 / 205 | | 28.5 | | 115.9 | |

Uniform Colours

Team 1st

Team 2nd

Goalkeeper 1st

Goalkeeper 2nd

Shirt

WHITE

BLACK

GREEN

YELLOW

Shorts

BLACK

WHITE

BLACK

BLACK

Officials:

| | |
|-----------------------|-------------------|
| HEUBERGER Martin | (Assistant Coach) |
| BRAND Heiner | (Coach) |
| DR HALLMAIER Berthold | (Doctor) |
| ROTH Reinhold | (Physiotherapist) |
| GRASCHUS Peter | (Physiotherapist) |
| SCHNEIDER Tom | (Manager) |

Note:

Uniform numbers will be confirmed at the team managers meeting and under exceptional circumstances could still be changed right up to the start of the competition. The player's age has been calculated based on the day of update. Number of international matches played, includes Olympic Games, Senior and Junior World Championships and Continental Championships (other tournaments and friendly matches not included).

Player #2 HENS Pascal replaced by #13 CHRISTOPHERSEN Sven-Soren

Legend:

| | | | | |
|-----------------------|----------------------|---------------------|-----------------------|----------------------|
| CB Centre Back | GK Goalkeeper | L Left | L/R Handedness | LB Left Back |
| LW Left Wing | P Pivot | Pos Position | R Right | RB Right Back |
| RW Right Wing | | | | |



TEAM ROSTER As of 9 AUG 2008
球队名单 / COMPOSITION DE L'ÉQUIPE

ISL - Iceland

| No. | Name | Pos | L/R | Height m/ft in | Weight kg/lbs | Date of Birth | Age | Club | Int'l. Matches | |
|---------------------|--------------------------|-----|-----|-------------------|------------------|---------------|------|--------------------------------|----------------|-------|
| | | | | | | | | | Played | Goals |
| 1 | GUSTAVSSON Bjorgvin Pall | GK | R | 1.92/6'4" | 90/198 | 24 MAY 1985 | 23 | FRAM, REYKJAVIK (ISL) | 25 | 1 |
| 3 | GEIRSSON Logi | LB | R | 1.90/6'3" | 90/198 | 10 OCT 1982 | 25 | LEMGO, LEMGO (GER) | 63 | 171 |
| 5 | SIGURDSSON Sigfus | P | R | 1.98/6'6" | 114/251 | 7 MAY 1975 | 33 | VALUR, REYKJAVIK (ISL) | 142 | 301 |
| 6 | HALLGRIMSSON Asgeir Orn | RB | L | 1.91/6'3" | 92/203 | 17 FEB 1984 | 24 | GOG, GUDME (DEN) | 83 | 116 |
| 7 | ATLASON Arnor | LB | R | 1.91/6'3" | 91/201 | 23 JUL 1984 | 24 | FC KOBENHAVN, COPENHAGEN (DEN) | 58 | 98 |
| 9 | SIGURDSSON Gudjon Valur | LW | R | 1.87/6'2" | 83/183 | 8 AUG 1979 | 29 | GUMMERSBACH, GUMMERSBACH (GER) | 191 | 885 |
| 10 | GUDJONSSON Snorri Steinn | CB | R | 1.87/6'2" | 86/190 | 17 OCT 1981 | 26 | GOG, GUDME (DEN) | 123 | 401 |
| 11 | STEFANSSON Olafur | RB | L | 1.96/6'5" | 94/207 | 3 JUL 1973 | 35 | CIUDAD REAL, CIUDAD REAL (ESP) | 263 | 1250 |
| 14 | ASGEIRSSON Sturla | LW | R | 1.82/6'0" | 80/176 | 20 JUL 1980 | 28 | AARHUS GF, AARHUS (DEN) | 6 | 11 |
| 15 | PETERSSON Alexander | RW | L | 1.86/6'1" | 94/207 | 2 JUL 1980 | 28 | FLENSBURG, FLENSBURG (GER) | 65 | 249 |
| 16 | GUDMUNDSSON Hreidar Le | GK | R | 1.93/6'4" | 96/212 | 29 NOV 1980 | 27 | SAVEHOF, PARTILLE (SWE) | 57 | 0 |
| 17 | JAKOBSSON Sverre Andrea | P | R | 1.96/6'5" | 97/214 | 8 FEB 1977 | 31 | HK, KOPAVOGUR (ISL) | 44 | 12 |
| 18 | GUNNARSSON Robert | P | R | 1.90/6'3" | 100/220 | 22 MAY 1980 | 28 | GUMMERSBACH, GUMMERSBACH (GER) | 118 | 370 |
| 19 | INGIMUNDARSON Ingimund | LB | R | 1.93/6'4" | 96/212 | 29 JAN 1980 | 28 | ELVERUM, ELVERUM (NOR) | 27 | 34 |
| Team average | | | | 1.91/6'3" | 93/205 | | 27.8 | | 90.4 | |

| Uniform Colours | Shirt | Shorts |
|-----------------------|--------|--------|
| Team 1st | BLUE | BLUE |
| Team 2nd | RED | RED |
| Goalkeeper 1st | YELLOW | BLACK |
| Goalkeeper 2nd | RED | BLACK |

| Officials: | Name | Role |
|------------|--------------------------|-------------------|
| | GUDMUNDSSON Gudmundur Th | (Coach) |
| | OSKARSSON Oskar Bjarni | (Assistant Coach) |
| | JONSSON Brynjolfur | (Doctor) |
| | RAGNARSDOTTIR Ingibjorg | (Team Official) |
| | GUNNARSSON Petur Orn | (Physiotherapist) |
| | THORVARDARSON Einar | (Manager) |

Note:
Uniform numbers will be confirmed at the team managers meeting and under exceptional circumstances could still be changed right up to the start of the competition.
The player's age has been calculated based on the day of update.
Number of international matches played, includes Olympic Games, Senior and Junior World Championships and Continental Championships (other tournaments and friendly matches not included).

| Legend: | |
|-----------------------|-----------------------|
| CB Centre Back | GK Goalkeeper |
| LW Left Wing | P Pivot |
| RW Right Wing | |
| L Left | R/R Handedness |
| Pos Position | R Right |
| | LB Left Back |
| | RB Right Back |



TEAM ROSTER As of 9 AUG 2008
球队名单 / COMPOSITION DE L'ÉQUIPE

KOR - Korea

| No. | Name | Pos | L/R | Height m/ft in | Weight kg/lbs | Date of Birth | Age | Club | Int'l. Matches | |
|---------------------|----------------|-----|-----|-------------------|------------------|---------------|------|--|----------------|-------|
| | | | | | | | | | Played | Goals |
| 1 | HAN Kyungtai | GK | R | 1.91/6'3" | 86/190 | 11 APR 1975 | 33 | OTMAR (SUI) | | |
| 2 | JEONG Yikyeong | CB | R | 1.88/6'2" | 80/176 | 28 FEB 1985 | 23 | DOO SAN, GANGWON-DO (KOR) | | |
| 6 | KIM Teawan | LW | R | 1.83/6'0" | 83/183 | 15 FEB 1980 | 28 | HANA BANK, CHUNGCHEONGNAM-DO (KOR) | | |
| 7 | JUNG Suyoung | RW | L | 1.84/6'0" | 78/172 | 17 OCT 1985 | 22 | HC KYUNGNAM KOROSA, GYEONGSANGNAM-DO (KOR) | | |
| 8 | PARK Junggeu | P | R | 1.90/6'3" | 100/220 | 2 NOV 1983 | 24 | DOO SAN, GANGWON-DO (KOR) | | |
| 10 | PARK Chanyong | P | R | 1.89/6'2" | 76/168 | 1 JAN 1980 | 28 | INCHEON CITY DEVELOPMENT, INCHEON (KOR) | | |
| 13 | YOON Kyungshin | RB | L | 2.03/6'8" | 96/212 | 7 JUL 1973 | 35 | DOO SAN, GANGWON-DO (KOR) | | |
| 14 | CHO Chihyo | RW | L | 1.92/6'4" | 93/205 | 6 DEC 1970 | 37 | BALINGEN (GER) | | |
| 15 | LEE Teayoung | LW | R | 1.74/5'9" | 72/159 | 25 NOV 1977 | 30 | HC KYUNGNAM KOROSA, GYEONGSANGNAM-DO (KOR) | | |
| 16 | KANG Ilkoo | GK | R | 1.84/6'0" | 85/187 | 26 APR 1976 | 32 | INCHEON CITY DEVELOPMENT, INCHEON (KOR) | | |
| 17 | LEE Jaewoo | RB | L | 1.82/6'0" | 86/190 | 28 SEP 1979 | 28 | DAIDO STEEL (JPN) | | |
| 18 | PAEK Wonchul | LB | R | 1.80/5'11" | 83/183 | 10 JAN 1977 | 31 | DAIDO STEEL (JPN) | | |
| 20 | KO Kyungsoo | CB | R | 1.82/6'0" | 78/172 | 5 FEB 1985 | 23 | HANA BANK, CHUNGCHEONGNAM-DO (KOR) | | |
| 23 | YOON Kyungmin | LB | R | 1.93/6'4" | 80/176 | 31 OCT 1979 | 28 | HANA BANK, CHUNGCHEONGNAM-DO (KOR) | | |
| Team average | | | | 1.87/6'2" | 84/185 | | 28.7 | | | |

| Uniform Colours | Shirt | Shorts |
|-----------------------|--------|--------|
| Team 1st | RED | RED |
| Team 2nd | BLUE | BLUE |
| Goalkeeper 1st | YELLOW | NAVY |
| Goalkeeper 2nd | GRAY | GRAY |

| Officials: | | |
|------------|---------------|-------------------|
| | KIM Taehoon | (Coach) |
| | JANG Inik | (Assistant Coach) |
| | KIM Lina () | (Team Official) |
| | KANG Hyunyong | (Physiotherapist) |

Note:
Uniform numbers will be confirmed at the team managers meeting and under exceptional circumstances could still be changed right up to the start of the competition.
The player's age has been calculated based on the day of update.
Number of international matches played, includes Olympic Games, Senior and Junior World Championships and Continental Championships (other tournaments and friendly matches not included).

| Legend: | | | |
|----------------|-------------|------------|------------|
| CB | Centre Back | GK | Goalkeeper |
| LW | Left Wing | L | Left |
| RW | Right Wing | P | Pivot |
| | | Pos | Position |
| | | L/R | Handedness |
| | | R | Right |
| | | LB | Left Back |
| | | RB | Right Back |



TEAM ROSTER As of 9 AUG 2008
球队名单 / COMPOSITION DE L'ÉQUIPE

POL - Poland

| No. | Name | Pos | L/R | Height m/ft in | Weight kg/lbs | Date of Birth | Age | Club | Int'l. Matches | |
|---------------------|--------------------|-----|-----|-------------------|------------------|---------------|------|---|----------------|-------|
| | | | | | | | | | Played | Goals |
| 1 | SZMAL Sławomir | GK | R | 1.90 / 6'3" | 90 / 198 | 2 OCT 1978 | 29 | RHEIN-NECKAR LOWEN, MANNHEIM (GER) | 140 | 1 |
| 2 | JASZKA Bartłomiej | CB | R | 1.84 / 6'0" | 82 / 181 | 16 JUN 1983 | 25 | FUCHSE, BERLIN (GER) | 45 | 49 |
| 3 | LIJEWSKI Krzysztof | RB | L | 1.98 / 6'6" | 94 / 207 | 7 JUL 1983 | 25 | HSV HAMBURG, HAMBURG (GER) | 62 | 100 |
| 5 | JACHLEWSKI Mateusz | LW | R | 1.82 / 6'0" | 83 / 183 | 27 DEC 1984 | 23 | KS VIVE, KIELCE (POL) | 62 | 152 |
| 6 | TKACZYK Grzegorz | CB | R | 1.94 / 6'4" | 94 / 207 | 22 DEC 1980 | 27 | RHEIN-NECKAR LOWEN, MANNHEIM (GER) | 115 | 435 |
| 8 | BIELECKI Karol | LB | R | 2.02 / 6'8" | 100 / 220 | 23 JAN 1982 | 26 | RHEIN-NECKAR LOWEN, MANNHEIM (GER) | 106 | 510 |
| 9 | SIODMIAK Artur | P | R | 1.92 / 6'4" | 98 / 216 | 7 OCT 1975 | 32 | TUS N-LUBBECKE, LUBBECKE (GER) | 75 | 74 |
| 13 | JURECKI Bartosz | P | R | 1.93 / 6'4" | 100 / 220 | 31 JAN 1979 | 29 | SC MAGDEBURG, MAGDEBURG (GER) | 83 | 273 |
| 14 | JURASIK Mariusz | RW | L | 1.92 / 6'4" | 92 / 203 | 4 MAY 1976 | 32 | RHEIN-NECKAR LOWEN, MANNHEIM (GER) | 151 | 551 |
| 15 | JURECKI Michał | LB | R | 2.02 / 6'8" | 102 / 225 | 27 OCT 1984 | 23 | TUS N-LUBBECKE, LUBBECKE (GER) | 59 | 103 |
| 16 | WICHARY Marcin | GK | R | 1.93 / 6'4" | 93 / 205 | 17 FEB 1980 | 28 | WISLA PLOCK SA, PLOCK (POL) | 60 | 0 |
| 18 | KUPTEL Rafał | CB | R | 1.92 / 6'4" | 95 / 209 | 1 APR 1976 | 32 | WISLA PLOCK SA, PLOCK (POL) | 141 | 151 |
| 19 | TLUCZYNSKI Tomasz | LW | R | 1.82 / 6'0" | 84 / 185 | 19 APR 1979 | 29 | TSV HANNOVER, HANNOVER (GER) | 49 | 179 |
| 22 | LIJEWSKI Marcin | RB | L | 1.97 / 6'6" | 96 / 212 | 21 SEP 1977 | 30 | SG FLENSBURG-HANDEWITT, FLENSBURG (GER) | 183 | 558 |
| Team average | | | | 1.92 / 6'4" | 93 / 205 | | 27.9 | | 95.1 | |

Uniform Colours

Team 1st

Team 2nd

Goalkeeper 1st

Goalkeeper 2nd

Shirt

WHITE

RED

ORANGE

GREEN

Shorts

RED/WHITE

RED

BLACK

BLACK

Officials:

| | |
|--------------------|-------------------|
| WASZKIEWICZ Daniel | (Assistant Coach) |
| WENTA Bogdan | (Coach) |
| NOWAK Maciej | (Doctor) |
| BUCZAK Jerzy | (Physiotherapist) |
| ZABCZYNSKI Marek | (Team Official) |
| RUDOMINA Krzysztof | (Physiotherapist) |

Note:

Uniform numbers will be confirmed at the team managers meeting and under exceptional circumstances could still be changed right up to the start of the competition.

The player's age has been calculated based on the day of update.

Number of international matches played, includes Olympic Games, Senior and Junior World Championships and Continental Championships (other tournaments and friendly matches not included).

Legend:

| | | | | |
|-----------------------|----------------------|---------------------|-----------------------|----------------------|
| CB Centre Back | GK Goalkeeper | L Left | L/R Handedness | LB Left Back |
| LW Left Wing | P Pivot | Pos Position | R Right | RB Right Back |
| RW Right Wing | | | | |



TEAM ROSTER As of 9 AUG 2008
球队名单 / COMPOSITION DE L'ÉQUIPE

RUS - Russian Fed.

| No. | Name | Pos | L/R | Height m/ft in | Weight kg/lbs | Date of Birth | Age | Club | Int'l. Matches | |
|---------------------|------------------------|-----|-----|-------------------|------------------|---------------|------|--------------------------------|----------------|-------|
| | | | | | | | | | Played | Goals |
| 1 | GRAMS Oleg | GK | R | 2.00/6'7" | 103/227 | 20 FEB 1984 | 24 | CHEKHOV.MEDVEDI, CHEKHOV (RUS) | 33 | 0 |
| 2 | FILIPPOV Vasily | CB | L | 1.82/6'0" | 85/187 | 18 JAN 1981 | 27 | CHEKHOV.MEDVEDI, CHEKHOV (RUS) | 69 | 152 |
| 6 | KRIVOSHLYKOV Denis | RB | L | 1.80/5'11" | 85/187 | 10 MAY 1971 | 37 | CBM ADEMAR LEON, LEON (ESP) | 170 | 468 |
| 8 | EVDOKIMOV Egor | P | R | 2.03/6'8" | 114/251 | 9 MAR 1982 | 26 | CHEKHOV.MEDVEDI, CHEKHOV (RUS) | 69 | 103 |
| 10 | CHERNOIVANOV Alexander | P | R | 2.00/6'7" | 95/209 | 13 FEB 1979 | 29 | CHEKHOV.MEDVEDI, CHEKHOV (RUS) | 48 | 80 |
| 15 | RASTVORTSEV Alexey | LB | R | 2.00/6'7" | 119/262 | 8 AUG 1978 | 30 | CHEKHOV.MEDVEDI, CHEKHOV (RUS) | 181 | 703 |
| 16 | KOSTYGOV Alexey | GK | R | 1.90/6'3" | 100/220 | 5 JUL 1973 | 35 | CHEKHOV.MEDVEDI, CHEKHOV (RUS) | 103 | 0 |
| 17 | KAMANIN Alexey | RB | R | 1.97/6'6" | 112/247 | 6 JUN 1978 | 30 | CHEKHOV.MEDVEDI, CHEKHOV (RUS) | 148 | 319 |
| 19 | ASLANYAN Samvel | LB | L | 1.87/6'2" | 85/187 | 23 FEB 1986 | 22 | CHEKHOV.MEDVEDI, CHEKHOV (RUS) | 14 | 15 |
| 23 | KOKSHAROV Eduard | LW | R | 1.86/6'1" | 87/192 | 4 NOV 1975 | 32 | PIVOVARNA LASKO, CELJE (SLO) | 199 | 1023 |
| 25 | KOVALEV Dmitry | RW | L | 1.80/5'11" | 80/176 | 15 MAY 1982 | 26 | CHEKHOV.MEDVEDI, CHEKHOV (RUS) | 64 | 131 |
| 31 | DIBIROV Timur | LW | R | 1.80/5'11" | 74/163 | 30 JUL 1983 | 25 | CHEKHOV.MEDVEDI, CHEKHOV (RUS) | 51 | 133 |
| 35 | IGROPULO Konstantin | RB | L | 1.90/6'3" | 98/216 | 14 APR 1985 | 23 | CHEKHOV.MEDVEDI, CHEKHOV (RUS) | 45 | 182 |
| 77 | IVANOV Vitaly | CB | R | 1.94/6'4" | 92/203 | 3 FEB 1976 | 32 | CHEKHOV.MEDVEDI, CHEKHOV (RUS) | 180 | 443 |
| Team average | | | | 1.91/6'3" | 95/209 | | 28.4 | | 98.1 | |

| Uniform Colours | Shirt | Shorts |
|-----------------------|--------|--------|
| Team 1st | RED | RED |
| Team 2nd | WHITE | BLUE |
| Goalkeeper 1st | GREEN | BLACK |
| Goalkeeper 2nd | YELLOW | YELLOW |

| Officials: | | |
|------------|----------------------|-------------------|
| | MAKSIMOV Vladimir | (Coach) |
| | CHIGAREV Nikolay | (Assistant Coach) |
| | BORISOV Viacheslav | (Doctor) |
| | PRILUTSKIY Mikhail | (Physiotherapist) |
| | KHOROSHEVA Ekatarina | (Manager) |

Note:
Uniform numbers will be confirmed at the team managers meeting and under exceptional circumstances could still be changed right up to the start of the competition.
The player's age has been calculated based on the day of update.
Number of international matches played, includes Olympic Games, Senior and Junior World Championships and Continental Championships (other tournaments and friendly matches not included).

| Legend: | | | | | | | | | |
|-----------|-------------|-----------|------------|------------|----------|------------|------------|-----------|------------|
| CB | Centre Back | GK | Goalkeeper | L | Left | L/R | Handedness | LB | Left Back |
| LW | Left Wing | P | Pivot | Pos | Position | R | Right | RB | Right Back |
| RW | Right Wing | | | | | | | | |

TOURNAMENT SUMMARY As of 24 AUG 2008
赛事成绩一览表 / RÉSUMÉ DU TOURNOI

Group A

| Rank | Team | Pts | MP | W | T | L | GF | GA | Diff. |
|------|------|-----|----|---|---|---|-----|-----|-------|
| 1 | FRA | 9 | 5 | 4 | 1 | 0 | 148 | 115 | 33 |
| 2 | POL | 7 | 5 | 3 | 1 | 1 | 147 | 128 | 19 |
| 3 | CRO | 6 | 5 | 3 | 0 | 2 | 140 | 115 | 25 |
| 4 | ESP | 6 | 5 | 3 | 0 | 2 | 152 | 145 | 7 |
| 5 | BRA | 2 | 5 | 1 | 0 | 4 | 129 | 153 | -24 |
| 6 | CHN | 0 | 5 | 0 | 0 | 5 | 104 | 164 | -60 |

| Team | FRA | POL | CRO | ESP | BRA | CHN |
|------|---------|---------|---------|---------|---------|---------|
| FRA | | 30 - 30 | 23 - 19 | 28 - 21 | 34 - 26 | 33 - 19 |
| POL | 30 - 30 | | 27 - 24 | 29 - 30 | 28 - 25 | 33 - 19 |
| CRO | 19 - 23 | 24 - 27 | | 31 - 29 | 33 - 14 | 33 - 22 |
| ESP | 21 - 28 | 30 - 29 | 29 - 31 | | 36 - 35 | 36 - 22 |
| BRA | 26 - 34 | 25 - 28 | 14 - 33 | 35 - 36 | | 29 - 22 |
| CHN | 19 - 33 | 19 - 33 | 22 - 33 | 22 - 36 | 22 - 29 | |

Group B

| Rank | Team | Pts | MP | W | T | L | GF | GA | Diff. |
|------|------|-----|----|---|---|---|-----|-----|-------|
| 1 | KOR | 6 | 5 | 3 | 0 | 2 | 122 | 129 | -7 |
| 2 | DEN | 6 | 5 | 2 | 2 | 1 | 137 | 131 | 6 |
| 3 | ISL | 6 | 5 | 2 | 2 | 1 | 151 | 146 | 5 |
| 4 | RUS | 5 | 5 | 2 | 1 | 2 | 136 | 131 | 5 |
| 5 | GER | 5 | 5 | 2 | 1 | 2 | 126 | 130 | -4 |
| 6 | EGY | 2 | 5 | 0 | 2 | 3 | 127 | 132 | -5 |

| Team | KOR | DEN | ISL | RUS | GER | EGY |
|------|---------|---------|---------|---------|---------|---------|
| KOR | | 31 - 30 | 22 - 21 | 22 - 29 | 23 - 27 | 24 - 22 |
| DEN | 30 - 31 | | 32 - 32 | 25 - 24 | 27 - 21 | 23 - 23 |
| ISL | 21 - 22 | 32 - 32 | | 33 - 31 | 33 - 29 | 32 - 32 |
| RUS | 29 - 22 | 24 - 25 | 31 - 33 | | 24 - 24 | 28 - 27 |
| GER | 27 - 23 | 21 - 27 | 29 - 33 | 24 - 24 | | 25 - 23 |
| EGY | 22 - 24 | 23 - 23 | 32 - 32 | 27 - 28 | 23 - 25 | |

Classification

| Date | Teams | Phase | Match No. | Result |
|------------|-----------|--------------------|-----------|---------|
| WED 20 AUG | FRA - RUS | Quarterfinal | 31 | 27 - 24 |
| | ISL - POL | Quarterfinal | 32 | 32 - 30 |
| | CRO - DEN | Quarterfinal | 33 | 26 - 24 |
| | KOR - ESP | Quarterfinal | 34 | 24 - 29 |
| FRI 22 AUG | RUS - DEN | Placement 5-8 | 35 | 28 - 27 |
| | POL - KOR | Placement 5-8 | 36 | 29 - 26 |
| | FRA - CRO | Semifinal | 37 | 25 - 23 |
| | ISL - ESP | Semifinal | 38 | 36 - 30 |
| SUN 24 AUG | DEN - KOR | Placement 7-8 | 39 | 37 - 26 |
| | RUS - POL | Placement 5-6 | 40 | 28 - 29 |
| | CRO - ESP | Bronze Medal Match | 41 | 29 - 35 |
| | FRA - ISL | Gold Medal Match | 42 | 28 - 23 |

Final Standings

| Medal | Rank | Team |
|--------|------|--------------------|
| Gold | 1 | FRA - France |
| Silver | 2 | ISL - Iceland |
| Bronze | 3 | ESP - Spain |
| | 4 | CRO - Croatia |
| | 5 | POL - Poland |
| | 6 | RUS - Russian Fed. |
| | 7 | DEN - Denmark |
| | 8 | KOR - Korea |
| | 9 | GER - Germany |
| | 10 | EGY - Egypt |
| | 11 | BRA - Brazil |
| | 12 | CHN - China |

| | | | | | | | | |
|----------------|--------|---------------|------|-----------|-----|------|----|----------------|
| Legend: | GA | Goals Against | GF | Goals For | L | Lost | MP | Matches Played |
| Diff | Points | T | Ties | W | Won | | | |



RESULTS
比赛成绩 / RÉSULTATS
CRO 31 - 29 ESP
(16 - 11) (15 - 18)

Referees: (13) LEMME F / (14) ULLRICH B (GER)

RUNNING SCORE

CRO - ESP

CRO - Croatia

| Players | | Shots | | | | | | | | Penalties | | | |
|---------|-------------------|-------|-----|-----|------|------|-----|-----|-----|-----------|------|----|----|
| No. | Name | G/S | % | 6m | Wing | 9m | 7m | FB | BT | YC | 2Min | RC | EX |
| 1 | LOSERT Venio | | | | | | | | | | | | |
| 3 | SULIC Renato | 1/1 | 100 | 1/1 | | | | | | | | | |
| 4 | BALIC Ivano | 2/4 | 50 | 1/1 | | 0/2 | | 1/1 | | | | | |
| 5 | DUVNJAK Domagoj | 3/4 | 75 | | | 1/1 | | | 2/3 | | 1 | | |
| 6 | LACKOVIC Blazenko | 5/7 | 71 | | | 4/6 | | | 1/1 | | | | |
| 9 | VORI Igor | 4/4 | 100 | 2/2 | | | | 1/1 | 1/1 | 1 | | | |
| 10 | DOMINIKOVIC Davor | | | | | | | | | | 1 | | |
| 11 | DZOMBA Mirza | 5/7 | 71 | | | | 5/7 | | | | | | |
| 13 | HORVAT Zlatko | 2/3 | 67 | 1/1 | 1/1 | | | 0/1 | | 1 | | | |
| 14 | VUKOVIC Drago | | | | | | | | | 1 | | | |
| 19 | METLICIC Petar | 4/7 | 57 | 2/2 | | 1/4 | | | 1/1 | | 1 | | |
| 23 | VUKIC Ljubo | 2/3 | 67 | | 2/3 | | | | | | | | |
| 24 | VALCIC Tonci | 3/3 | 100 | 1/1 | | 1/1 | | | 1/1 | | | | |
| 25 | ALILOVIC Mirko | | | | | | | | | | | | |
| | Bench/Team | | | | | | | | | 1 | 1 | | |
| | Totals | 31/43 | 72 | 8/8 | 3/4 | 7/14 | 5/7 | 2/3 | 6/7 | 4 | 4 | 0 | 0 |

| Goalkeepers | | Saves | | | | | | | |
|-------------|----------------|-------|----|------|------|-----|-----|-----|-----|
| No. | Name | S/S | % | 6m | Wing | 9m | 7m | FB | BT |
| 1 | LOSERT Venio | 2/4 | 50 | 1/1 | 0/1 | 1/2 | | | |
| 25 | ALILOVIC Mirko | 12/39 | 31 | 6/11 | 1/9 | 3/7 | 0/3 | 1/5 | 1/4 |
| | Totals | 14/43 | 33 | 7/12 | 1/10 | 4/9 | 0/3 | 1/5 | 1/4 |

ESP - Spain

| Players | | Shots | | | | | | | | Penalties | | | |
|---------|-----------------------|-------|-----|------|------|------|-----|-----|-----|-----------|------|----|----|
| No. | Name | G/S | % | 6m | Wing | 9m | 7m | FB | BT | YC | 2Min | RC | EX |
| 1 | HOMBRADOS Jose Javier | | | | | | | | | | | | |
| 2 | ENTRERRIOS Alberto | 5/8 | 63 | 0/1 | | 2/3 | | 1/1 | 2/3 | | | | |
| 4 | ROCAS Albert | 6/8 | 75 | | 5/7 | | | 1/1 | | | | | |
| 5 | ENTRERRIOS Raul | 1/2 | 50 | 0/1 | | 1/1 | | | | 1 | | | |
| 6 | GARABAYA Ruben | 3/5 | 60 | 3/5 | | | | | | | | | |
| 7 | PRIETO Carlos | 0/2 | 0 | 0/2 | | | | | | | 1 | | |
| 8 | BELAUSTEGUI Jon | 1/2 | 50 | 1/1 | | 0/1 | | | | 1 | 1 | | |
| 11 | LOZANO Demetrio | | | | | | | | | | | | |
| 15 | DAVIS David | 1/2 | 50 | | | | | 1/2 | | 1 | 1 | | |
| 16 | BARRUFET David | | | | | | | | | | | | |
| 17 | GARCIA Juan | 8/8 | 100 | | 4/4 | | 3/3 | 1/1 | | | | | |
| 18 | ROMERO Iker | 3/8 | 38 | 0/2 | | 2/5 | | | 1/1 | | | | |
| 21 | MALMAGRO Cristian | 1/2 | 50 | 1/1 | | 0/1 | | | | | | | |
| 27 | TOMAS Victor | | | | | | | | | | | | |
| | Bench/Team | | | | | | | | | | | | |
| | Totals | 29/47 | 62 | 5/13 | 9/11 | 5/11 | 3/3 | 4/5 | 3/4 | 3 | 3 | 0 | 0 |

| Goalkeepers | | Saves | | | | | | | |
|-------------|-----------------------|-------|----|-----|------|------|-----|-----|-----|
| No. | Name | S/S | % | 6m | Wing | 9m | 7m | FB | BT |
| 1 | HOMBRADOS Jose Javier | 5/27 | 19 | 0/7 | 0/1 | 2/7 | 1/4 | 1/1 | 1/7 |
| 16 | BARRUFET David | 1/10 | 10 | 0/1 | 0/2 | 1/3 | 0/2 | 0/2 | |
| | Totals | 6/37 | 16 | 0/8 | 0/3 | 3/10 | 1/6 | 1/3 | 1/7 |

1st Half

| | |
|------------|------------------------|
| BALIC I | 1 (2') 0 |
| | 1 (3') 1 BELAUSTEGUI J |
| DZOMBA M | 2 (5') 1 |
| | 2 (5') 2 GARABAYA R |
| LACKOVIC B | 3 (6') 2 |
| | 4 (9') 2 |
| VORI I | 4 (9') 3 |
| | 5 (11') 3 |
| DZOMBA M | 5 (11') 4 |
| | 6 (12') 4 |
| LACKOVIC B | 6 (12') 4 |
| VUKIC L | 7 (13') 4 |
| | 7 (14') 5 |
| BALIC I | 8 (14') 5 |
| VUKIC L | 9 (16') 5 |
| | 9 (17') 6 |
| | 9 (19') 7 |
| METLICIC P | 10 (19') 7 |
| | 10 (20') 8 |
| | 10 (21') 9 |
| | 11 (23') 9 |
| HORVAT Z | 11 (23') 9 |
| METLICIC P | 12 (24') 9 |
| | 12 (24') 10 |
| | 13 (25') 10 |
| VORI I | 13 (25') 10 |
| DZOMBA M | 14 (26') 10 |
| DUVNJAK D | 15 (28') 10 |
| | 15 (28') 11 |
| LACKOVIC B | 16 (30') 11 |

2nd Half

| | |
|------------|-------------|
| | 16 (31') 12 |
| | 16 (32') 13 |
| METLICIC P | 17 (33') 13 |
| | 17 (33') 14 |
| HORVAT Z | 18 (34') 14 |
| | 18 (35') 15 |
| | 18 (36') 16 |
| LACKOVIC B | 19 (37') 16 |
| LACKOVIC B | 20 (38') 16 |
| | 20 (39') 17 |
| VALCIC T | 21 (39') 17 |
| VALCIC T | 22 (41') 17 |
| | 22 (41') 18 |
| | 22 (42') 19 |
| SULIC R | 23 (43') 19 |
| | 23 (43') 20 |
| DZOMBA M | 24 (44') 20 |
| | 24 (45') 21 |
| DZOMBA M | 25 (45') 21 |
| | 25 (46') 22 |
| VALCIC T | 26 (47') 22 |
| | 26 (47') 23 |
| | 26 (48') 24 |
| | 26 (50') 25 |
| | 26 (52') 26 |
| | 26 (55') 27 |
| VORI I | 27 (55') 27 |
| METLICIC P | 28 (56') 27 |
| | 28 (56') 28 |
| DUVNJAK D | 29 (57') 28 |
| | 29 (57') 29 |
| VORI I | 30 (58') 29 |
| DUVNJAK D | 31 (60') 29 |

| Legend: | | | | | | | | | |
|---------|---------------|------|----------------------|----|---------------|-----|---------------|----|---------------|
| % | Efficiency | 2Min | 2 Minute Suspensions | 6m | 6-metre Shots | 7m | 7-metre Shots | 9m | 9-metre Shots |
| BT | Breakthroughs | EX | Exclusions | FB | Fast Breaks | G/S | Goals/Shots | RC | Red Cards |
| S/S | Saves/Shots | Wing | Wing Shots | YC | Yellow Cards | | | | |



MATCH TEAM STATISTICS

参赛队技术统计 / STATISTIQUES DU MATCH PAR ÉQUIPE

CRO 31 - 29 ESP

(16 - 11) (15 - 18)

Referees: (13) LEMME F / (14) ULLRICH B (GER)

CRO - Croatia

| Players | | Shots | | | | | | | | Offence | | Defence | | Penalties | | | | TP |
|---------------|-------------------|-------|-----|-----|------|------|-----|-----|-----|---------|----|---------|----|-----------|------|----|----|-------|
| No. | Name | G/S | % | 6m | Wing | 9m | 7m | FB | BT | AS | TF | ST | BS | YC | 2Min | RC | EX | |
| 1 | LOSERT Venio | | | | | | | | | | | | | | | | | 5:51 |
| 3 | SULIC Renato | 1/1 | 100 | 1/1 | | | | | | 1 | 1 | | | | | | | 9:13 |
| 4 | BALIC Ivano | 2/4 | 50 | 1/1 | | 0/2 | | 1/1 | | 1 | 2 | | | | | | | 20:51 |
| 5 | DUVNJAK Domagoj | 3/4 | 75 | | | 1/1 | | | 2/3 | 3 | | | | | | 1 | | 25:53 |
| 6 | LACKOVIC Blazenko | 5/7 | 71 | | | 4/6 | | | 1/1 | 2 | 2 | 2 | | | | | | 38:21 |
| 9 | VORI Igor | 4/4 | 100 | 2/2 | | | | 1/1 | 1/1 | 2 | 1 | | | 1 | | | | 47:43 |
| 10 | DOMINIKOVIC Davor | | | | | | | | | | | | | | | 1 | | 19:58 |
| 11 | DZOMBA Mirza | 5/7 | 71 | | | | 5/7 | | | | | | | | | | | 2:57 |
| 13 | HORVAT Zlatko | 2/3 | 67 | 1/1 | 1/1 | | | 0/1 | | | 1 | 1 | | 1 | | | | 58:41 |
| 14 | VUKOVIC Drago | | | | | | | | | | | | | 1 | | | | 5:33 |
| 19 | METLICIC Petar | 4/7 | 57 | 2/2 | | 1/4 | | | 1/1 | 6 | 3 | 1 | | | | 1 | | 58:18 |
| 23 | VUKIC Ljubo | 2/3 | 67 | | 2/3 | | | | | | | 1 | | | | | | 50:28 |
| 24 | VALCIC Tonci | 3/3 | 100 | 1/1 | | 1/1 | | | 1/1 | | 3 | 2 | | | | | | 22:04 |
| 25 | ALILOVIC Mirko | | | | | | | | | | | | | | | | | 54:09 |
| | Bench/Team | | | | | | | | | | | | | 1 | 1 | | | |
| Totals | | 31/43 | 72 | 8/8 | 3/4 | 7/14 | 5/7 | 2/3 | 6/7 | 15 | 13 | 7 | 0 | 4 | 4 | 0 | 0 | |

| Goalkeepers | | Total Shots | | 6m Shots | | Wing Shots | | 9m Shots | | 7m Shots | | Fast Breaks | | Breakthroughs | |
|---------------|----------------|-------------|----|----------|-----|------------|----|----------|----|----------|---|-------------|----|---------------|----|
| No. | Name | S/S | % | S/S | % | S/S | % | S/S | % | S/S | % | S/S | % | S/S | % |
| 1 | LOSERT Venio | 2/4 | 50 | 1/1 | 100 | 0/1 | 0 | 1/2 | 50 | | | | | | |
| 25 | ALILOVIC Mirko | 12/39 | 31 | 6/11 | 55 | 1/9 | 11 | 3/7 | 43 | 0/3 | 0 | 1/5 | 20 | 1/4 | 25 |
| Totals | | 14/43 | 33 | 7/12 | 58 | 1/10 | 10 | 4/9 | 44 | 0/3 | 0 | 1/5 | 20 | 1/4 | 25 |

| Team Shots | Goals | Saves | Missed | Post | Blocked | Total | % |
|---------------|-------|-------|--------|------|---------|-------|-----|
| 6m Shots | 8 | 0 | 0 | 0 | 0 | 8 | 100 |
| Wing Shots | 3 | 0 | 1 | 0 | 0 | 4 | 75 |
| 9m Shots | 7 | 3 | 1 | 0 | 3 | 14 | 50 |
| 7m Shots | 5 | 1 | 0 | 1 | n/a | 7 | 71 |
| Fast Breaks | 2 | 1 | 0 | 0 | 0 | 3 | 67 |
| Breakthroughs | 6 | 1 | 0 | 0 | 0 | 7 | 86 |
| Totals | 31 | 6 | 2 | 1 | 3 | 43 | 72 |

Number of Attacks: 54, Scoring Efficiency: 57%



OSC GYMNASIUM
 奥体中心体育馆
 GYMNASE DU CSO

SUN 星期日 DIM
 10 AUG 2008
 9:00

HANDBALL
 手球 / HANDBALL

MEN
 男子项目 / HOMMES

PRELIMINARY GROUP A - MATCH 1
 预赛A组 - 第1场 / PRÉLIMINAIRE GROUPE A - MATCH 1



MATCH TEAM STATISTICS

参赛队技术统计 / STATISTIQUES DU MATCH PAR ÉQUIPE

CRO 31 - 29 ESP
 (16 - 11) (15 - 18)

Referees: (13) LEMME F / (14) ULLRICH B (GER)

CRO - Croatia

Shots Distribution

Players
Goals / Shots

| | | | | | | |
|-----------|------------|-------------|--------------|----------|------------------|---------------------------|
| 3 SULIC R | 4 BALIC I | 5 DUVNJAK D | 6 LACKOVIC B | 9 VORI I | 10 DOMINIKOVIC D | 11 DZOMBA M |
| 1/1 | 0/1 1/1 | 2/3 1/1 | 2/2 1/1 2/3 | 1/1 2/2 | | 1/1 1/2 1/1 1/1 1/1 |
| | 1-Blocked | | 1-Missed | | | 1-Post |

| | | | | |
|-------------|--------------|-----------------------|------------|-------------|
| 13 HORVAT Z | 14 VUKOVIC D | 19 METLICIC P | 23 VUKIC L | 24 VALCIC T |
| 0/1 1/1 | | 1/1 1/1 0/1 1/1 | 1/1 1/1 | 2/2 1/1 |
| | | 2-Blocked 1-Missed | | |

| Team | Offence | Defence | Goalkeepers | | | | | | | | | | | | | | | | | | | | | | | | | | | | | | | | | |
|--|---------|---------|---------------|-----|-----|--|-------|-----|-------|--|--|--|-----|-----|-----|-----|--|-----|-----|-----|------|--|--|-----|--|--|-----|-----|-----|-----|-----|--|-----|-----|-----|------|
| Goals / Shots | | | Saves / Shots | | | | | | | | | | | | | | | | | | | | | | | | | | | | | | | | | |
| <table border="1"> <tr><td>1/2</td><td>2/2</td><td>2/2</td></tr> <tr><td>1/3</td><td>0/1</td><td></td></tr> <tr><td>12/13</td><td>3/3</td><td>10/11</td></tr> </table> 2-Missed 1-Post 3-Blocked | 1/2 | 2/2 | 2/2 | 1/3 | 0/1 | | 12/13 | 3/3 | 10/11 | | | <table border="1"> <tr><td>1/4</td><td>0/2</td><td>2/3</td></tr> <tr><td>2/3</td><td></td><td>2/4</td></tr> <tr><td>1/8</td><td>0/7</td><td>6/12</td></tr> </table> 1 LOSERT V <table border="1"> <tr><td></td><td></td><td>1/1</td></tr> <tr><td></td><td></td><td>1/3</td></tr> </table> 25 ALILOVIC M <table border="1"> <tr><td>1/4</td><td>0/2</td><td>1/2</td></tr> <tr><td>2/3</td><td></td><td>1/1</td></tr> <tr><td>1/8</td><td>0/7</td><td>6/12</td></tr> </table> | 1/4 | 0/2 | 2/3 | 2/3 | | 2/4 | 1/8 | 0/7 | 6/12 | | | 1/1 | | | 1/3 | 1/4 | 0/2 | 1/2 | 2/3 | | 1/1 | 1/8 | 0/7 | 6/12 |
| 1/2 | 2/2 | 2/2 | | | | | | | | | | | | | | | | | | | | | | | | | | | | | | | | | | |
| 1/3 | 0/1 | | | | | | | | | | | | | | | | | | | | | | | | | | | | | | | | | | | |
| 12/13 | 3/3 | 10/11 | | | | | | | | | | | | | | | | | | | | | | | | | | | | | | | | | | |
| 1/4 | 0/2 | 2/3 | | | | | | | | | | | | | | | | | | | | | | | | | | | | | | | | | | |
| 2/3 | | 2/4 | | | | | | | | | | | | | | | | | | | | | | | | | | | | | | | | | | |
| 1/8 | 0/7 | 6/12 | | | | | | | | | | | | | | | | | | | | | | | | | | | | | | | | | | |
| | | 1/1 | | | | | | | | | | | | | | | | | | | | | | | | | | | | | | | | | | |
| | | 1/3 | | | | | | | | | | | | | | | | | | | | | | | | | | | | | | | | | | |
| 1/4 | 0/2 | 1/2 | | | | | | | | | | | | | | | | | | | | | | | | | | | | | | | | | | |
| 2/3 | | 1/1 | | | | | | | | | | | | | | | | | | | | | | | | | | | | | | | | | | |
| 1/8 | 0/7 | 6/12 | | | | | | | | | | | | | | | | | | | | | | | | | | | | | | | | | | |



MATCH TEAM STATISTICS

参赛队技术统计 / STATISTIQUES DU MATCH PAR ÉQUIPE

CRO 31 - 29 ESP

(16 - 11) (15 - 18)

Referees: (13) LEMME F / (14) ULLRICH B (GER)

ESP - Spain

| No. | Name | Shots | | | | | | | | Offence | | Defence | | Penalties | | | TP | |
|---------------|-----------------------|-------|-----|------|------|------|-----|-----|-----|---------|----|---------|----|-----------|------|----|----|-------|
| | | G/S | % | 6m | Wing | 9m | 7m | FB | BT | AS | TF | ST | BS | YC | 2Min | RC | | EX |
| 1 | HOMBRADOS Jose Javier | | | | | | | | | | | | | | | | | 42:19 |
| 2 | ENTRERRIOS Alberto | 5/8 | 63 | 0/1 | | 2/3 | | 1/1 | 2/3 | 3 | 4 | | | | | | | 48:31 |
| 4 | ROCAS Albert | 6/8 | 75 | | 5/7 | | | 1/1 | | 2 | | | | | | | | 58:06 |
| 5 | ENTRERRIOS Raul | 1/2 | 50 | 0/1 | | 1/1 | | | | 3 | 1 | 1 | 1 | 1 | | | | 23:39 |
| 6 | GARABAYA Ruben | 3/5 | 60 | 3/5 | | | | | | 3 | 1 | | | | | | | 33:53 |
| 7 | PRIETO Carlos | 0/2 | 0 | 0/2 | | | | | | 2 | 1 | 1 | 2 | | 1 | | | 28:01 |
| 8 | BELAUSTEGUI Jon | 1/2 | 50 | 1/1 | | 0/1 | | | | 2 | 2 | | | 1 | 1 | | | 53:41 |
| 11 | LOZANO Demetrio | | | | | | | | | | | | | | | | | |
| 15 | DAVIS David | 1/2 | 50 | | | | | 1/2 | | | | | | 1 | 1 | | | 13:45 |
| 16 | BARRUFET David | | | | | | | | | | | | | | | | | 15:17 |
| 17 | GARCIA Juan | 8/8 | 100 | | 4/4 | | 3/3 | 1/1 | | | | 1 | | | | | | 48:26 |
| 18 | ROMERO Iker | 3/8 | 38 | 0/2 | | 2/5 | | | 1/1 | 2 | 2 | | | | | | | 48:28 |
| 21 | MALMAGRO Cristian | 1/2 | 50 | 1/1 | | 0/1 | | | | | 1 | | | | | | | 5:54 |
| 27 | TOMAS Victor | | | | | | | | | | | | | | | | | |
| | Bench/Team | | | | | | | | | | | | | | | | | |
| Totals | | 29/47 | 62 | 5/13 | 9/11 | 5/11 | 3/3 | 4/5 | 3/4 | 17 | 12 | 3 | 3 | 3 | 3 | 0 | 0 | |

| No. | Name | Total Shots | | 6m Shots | | Wing Shots | | 9m Shots | | 7m Shots | | Fast Breaks | | Breakthroughs | |
|---------------|-----------------------|-------------|----|----------|---|------------|---|----------|----|----------|----|-------------|-----|---------------|----|
| | | S/S | % | S/S | % | S/S | % | S/S | % | S/S | % | S/S | % | S/S | % |
| 1 | HOMBRADOS Jose Javier | 5/27 | 19 | 0/7 | 0 | 0/1 | 0 | 2/7 | 29 | 1/4 | 25 | 1/1 | 100 | 1/7 | 14 |
| 16 | BARRUFET David | 1/10 | 10 | 0/1 | 0 | 0/2 | 0 | 1/3 | 33 | 0/2 | 0 | 0/2 | 0 | | |
| Totals | | 6/37 | 16 | 0/8 | 0 | 0/3 | 0 | 3/10 | 30 | 1/6 | 17 | 1/3 | 33 | 1/7 | 14 |

| Team Shots | Goals | Saves | Missed | Post | Blocked | Total | % |
|---------------|-------|-------|--------|------|---------|-------|-----|
| 6m Shots | 5 | 7 | 1 | 0 | 0 | 13 | 38 |
| Wing Shots | 9 | 1 | 1 | 0 | 0 | 11 | 82 |
| 9m Shots | 5 | 4 | 2 | 0 | 0 | 11 | 45 |
| 7m Shots | 3 | 0 | 0 | 0 | n/a | 3 | 100 |
| Fast Breaks | 4 | 1 | 0 | 0 | 0 | 5 | 80 |
| Breakthroughs | 3 | 1 | 0 | 0 | 0 | 4 | 75 |
| Totals | 29 | 14 | 4 | 0 | 0 | 47 | 62 |

Number of Attacks: 54, Scoring Efficiency: 54%



MATCH TEAM STATISTICS
 参赛队技术统计 / STATISTIQUES DU MATCH PAR ÉQUIPE

CRO 31 - 29 ESP
 (16 - 11) (15 - 18)

Referees: (13) LEMME F / (14) ULLRICH B (GER)

ESP - Spain

Shots Distribution

| Players | | | Goals / Shots | | | |
|----------------|-------------|----------------|---------------|------------|-----------------|-------------|
| 2 ENTRERRIOS A | 4 ROCAS A | 5 ENTRERRIOS R | 6 GARABAYA R | 7 PRIETO C | 8 BELAUSTEGUI J | 11 LOZANO D |
| 0/1 | 1/1 1/1 | 1/1 | 1/1 0/1 | 0/1 | 1/1 0/1 | |
| 3/3 | 1/1 2/2 1/2 | | | 0/1 | | |
| 2-Missed | 1-Missed | 0/1 | 2/3 | | | |
| 15 DAVIS D | 17 GARCIA J | 18 ROMERO I | 21 MALMAGRO C | 27 TOMAS V | | |
| | 1/1 | 1/2 | | | | |
| 0/1 | 1/1 | 1/2 | | | | |
| 1/1 | 2/2 4/4 | 1/3 | 1/1 0/1 | | | |
| | | 1-Missed | | | | |

| Team | Offence | Defence | Goalkeepers |
|--|---|---|--|
| Goals / Shots | | | Saves / Shots |
| 3/4 2/2 1/3 1/3 2/4 7/8 7/7 6/12 4-Missed | <p>5/7 Breakthroughs</p> <p>3/4 Breakthroughs</p> <p>6/7 Breakthroughs</p> <p>2/3 Fast Breaks</p> <p>4/5 Fast Breaks</p> <p>2/3 Fast Breaks</p> | <p>3/4 Breakthroughs</p> <p>6/7 Breakthroughs</p> <p>2/3 Fast Breaks</p> <p>2/3 Fast Breaks</p> | <p>1/2 0/2 0/2</p> <p>2/3 1/1</p> <p>1/13 0/3 1/11</p> <p>1 HOMBRADOS JJ</p> <p>1/1 0/1 0/2</p> <p>1/2 1/1</p> <p>1/11 0/2 1/7</p> <p>16 BARRUFET D</p> <p>0/1 0/1</p> <p>1/1</p> <p>0/2 0/1 0/4</p> |

| Legend: | | | | | | | |
|---------|------------------|------|----------------------|------|---------------|-----|---------------|
| % | Efficiency | 2Min | 2 Minute Suspensions | 6m | 6-metre Shots | 7m | 7-metre Shots |
| AS | Assists | BS | Blocked Shots | BT | Breakthroughs | EX | Exclusions |
| G/S | Goals/Shots | n/a | not applicable | RC | Red Cards | S/S | Saves/Shots |
| TF | Technical Faults | TP | Time Played | Wing | Wing Shots | YC | Yellow Cards |
| | | | | | | 9m | 9-metre Shots |
| | | | | | | FB | Fast Breaks |
| | | | | | | ST | Steals |



RESULTS

比赛成绩 / RÉSULTATS

FRA 34 - 26 BRA

(19 - 11) (15 - 15)

Referees: (21) DIN C / (22) DINU S (ROU)

RUNNING SCORE

FRA - BRA

FRA - France

| Players | | Shots | | | | | | | | Penalties | | | |
|---------|------------------|-------|-----|-------|------|------|-----|-------|-----|-----------|------|----|----|
| No. | Name | G/S | % | 6m | Wing | 9m | 7m | FB | BT | YC | 2Min | RC | EX |
| 2 | FERNANDEZ Jerome | 5/6 | 83 | 1/1 | | 1/2 | 1/1 | | 2/2 | | | | |
| 3 | DINART Didier | 1/2 | 50 | 1/1 | | | | 0/1 | | | | | |
| 4 | BURDET Cedric | | | | | | | | | | | | |
| 5 | GILLE Guillaume | 4/6 | 67 | | | 2/3 | | 1/2 | 1/1 | 1 | 1 | | |
| 6 | GILLE Bertrand | 4/6 | 67 | 4/5 | 0/1 | | | | | | | | |
| 8 | NARCISSE Daniel | 1/3 | 33 | | | 1/3 | | | | 1 | | | |
| 11 | GIRAULT Olivier | 7/8 | 88 | | 1/2 | | | 5/5 | 1/1 | | | | |
| 12 | KARABOUE Daouda | | | | | | | | | | | | |
| 13 | KARABATIC Nikola | 5/8 | 63 | 2/2 | | 0/3 | | 1/1 | 2/2 | | | | |
| 14 | KEMPE Christophe | 3/3 | 100 | 2/2 | | | | 1/1 | | | | | |
| 16 | OMEYER Thierry | | | | | | | | | | | | |
| 18 | ABATI Joel | 0/3 | 0 | | | 0/1 | 0/1 | | 0/1 | | | | |
| 19 | ABALO Luc | 2/3 | 67 | | | 0/1 | | 2/2 | | 1 | 1 | | |
| 21 | GUIGOU Michael | 2/3 | 67 | | 1/1 | | | 1/2 | | | | | |
| | Bench/Team | | | | | | | | | | | | |
| | Totals | 34/51 | 67 | 10/11 | 2/4 | 4/13 | 1/2 | 11/14 | 6/7 | 3 | 2 | 0 | 0 |

| Goalkeepers | | Saves | | | | | | | |
|-------------|-----------------|-------|----|-----|------|------|-----|-----|-----|
| No. | Name | S/S | % | 6m | Wing | 9m | 7m | FB | BT |
| 12 | KARABOUE Daouda | 8/23 | 35 | 0/5 | 1/2 | 5/11 | 2/2 | 0/3 | |
| 16 | OMEYER Thierry | 6/17 | 35 | 1/4 | 2/3 | 2/5 | 0/1 | 1/3 | 0/1 |
| | Totals | 14/40 | 35 | 1/9 | 3/5 | 7/16 | 2/3 | 1/6 | 0/1 |

BRA - Brazil

| Players | | Shots | | | | | | | | Penalties | | | |
|---------|------------------------|-------|-----|------|------|------|-----|-----|-----|-----------|------|----|----|
| No. | Name | G/S | % | 6m | Wing | 9m | 7m | FB | BT | YC | 2Min | RC | EX |
| 1 | SANTOS Maik | | | | | | | | | | | | |
| 3 | PACHECO FILHO Fernando | 1/7 | 14 | 0/1 | | 1/6 | | | | 1 | 1 | | |
| 5 | ERTEL Carlos | 5/7 | 71 | 5/7 | | | | | | | | | |
| 7 | RUY Renato | 1/3 | 33 | | 1/3 | | | | | 1 | | | |
| 8 | SOUZA Bruno | 1/8 | 13 | | | 1/7 | | 0/1 | | | | | |
| 9 | BORTOLINI Leonardo | 4/7 | 57 | | | 3/5 | 1/2 | | | 1 | | | |
| 10 | JUSTINO Helio | 1/2 | 50 | | 0/1 | | | 1/1 | | | | | |
| 12 | VASCONCELOS Alexandre | | | | | | | | | | | | |
| 13 | LAUREANO Silvio | 1/1 | 100 | | 1/1 | | | | | | | | |
| 14 | SILVA Alexandre | 2/3 | 67 | 2/3 | | | | | | | 2 | | |
| 17 | RIBEIRO Felipe | 4/7 | 57 | 1/1 | 0/1 | 1/1 | 0/1 | 2/3 | | | | | |
| 18 | SANTANA Bruno | 2/2 | 100 | | | 1/1 | | | 1/1 | | | | |
| 19 | PIZZINATO Jardel | | | | | | | | | | | 1 | |
| 28 | OLIVEIRA Guilherme | 4/4 | 100 | | | 2/2 | | 2/2 | | | | | |
| | Bench/Team | | | | | | | | | | | | |
| | Totals | 26/51 | 51 | 8/12 | 2/6 | 9/22 | 1/3 | 5/7 | 1/1 | 3 | 4 | 0 | 0 |

| Goalkeepers | | Saves | | | | | | | |
|-------------|-----------------------|-------|----|------|------|------|-----|------|-----|
| No. | Name | S/S | % | 6m | Wing | 9m | 7m | FB | BT |
| 1 | SANTOS Maik | 9/25 | 36 | 0/5 | 0/1 | 5/8 | 1/2 | 2/6 | 1/3 |
| 12 | VASCONCELOS Alexandre | 4/22 | 18 | 1/6 | 1/2 | 2/3 | | 0/7 | 0/4 |
| | Totals | 13/47 | 28 | 1/11 | 1/3 | 7/11 | 1/2 | 2/13 | 1/7 |

| 1st Half | |
|-------------|-----------------------|
| KARABATIC N | 1 (1') 0 |
| | 1 (3') 1 RUY R |
| FERNANDEZ J | 2 (4') 1 |
| GIRAULT O | 3 (5') 1 |
| GILLE B | 4 (6') 1 |
| GIRAULT O | 5 (8') 1 |
| | 5 (8') 2 BORTOLINI L |
| GIRAULT O | 6 (9') 2 |
| DINART D | 7 (11') 2 |
| | 7 (12') 3 ERTEL C |
| FERNANDEZ J | 8 (13') 3 |
| GILLE B | 9 (13') 3 |
| | 9 (15') 4 BORTOLINI L |
| GIRAULT O | 10 (15') 4 |
| ABALO L | 11 (16') 4 |
| | 11 (17') 5 ERTEL C |
| | 11 (21') 6 RIBEIRO F |
| KEMPE C | 12 (21') 6 |
| | 12 (22') 7 RIBEIRO F |
| FERNANDEZ J | 13 (23') 7 |
| GIRAULT O | 14 (23') 7 |
| | 14 (24') 8 RIBEIRO F |
| | 14 (25') 9 ERTEL C |
| NARCISSE D | 15 (26') 9 |
| | 15 (27') 10 SOUZA B |
| FERNANDEZ J | 16 (27') 10 |
| GIRAULT O | 17 (28') 10 |
| GIRAULT O | 18 (29') 10 |
| KARABATIC N | 19 (30') 10 |
| | 19 (30') 11 SANTANA B |

| 2nd Half | |
|-------------|-----------------------------|
| | 19 (31') 12 OLIVEIRA G |
| | 19 (32') 13 OLIVEIRA G |
| GILLE G | 20 (33') 13 |
| GUIGOU M | 21 (34') 13 |
| GILLE B | 22 (36') 13 |
| | 22 (37') 14 OLIVEIRA G |
| GILLE B | 23 (38') 14 |
| KARABATIC N | 24 (39') 14 |
| | 24 (39') 15 SANTANA B |
| FERNANDEZ J | 25 (40') 15 |
| GUIGOU M | 26 (41') 15 |
| | 26 (43') 16 SILVA A |
| | 26 (44') 17 BORTOLINI L |
| KARABATIC N | 27 (45') 17 |
| | 27 (45') 18 PACHECO FILHO F |
| | 27 (46') 19 BORTOLINI L |
| GILLE G | 28 (47') 19 |
| GILLE G | 29 (48') 19 |
| ABALO L | 30 (49') 19 |
| GILLE G | 31 (50') 19 |
| | 31 (50') 20 SILVA A |
| | 31 (52') 21 OLIVEIRA G |
| | 31 (53') 22 JUSTINO H |
| KEMPE C | 32 (54') 22 |
| KEMPE C | 33 (55') 22 |
| | 33 (55') 23 ERTEL C |
| | 33 (57') 24 LAUREANO S |
| | 33 (58') 25 RIBEIRO F |
| | 33 (60') 26 ERTEL C |
| KARABATIC N | 34 (60') 26 |

| Legend: | | | | | | | | | |
|---------|---------------|------|----------------------|----|---------------|-----|---------------|----|---------------|
| % | Efficiency | 2Min | 2 Minute Suspensions | 6m | 6-metre Shots | 7m | 7-metre Shots | 9m | 9-metre Shots |
| BT | Breakthroughs | EX | Exclusions | FB | Fast Breaks | G/S | Goals/Shots | RC | Red Cards |
| S/S | Saves/Shots | Wing | Wing Shots | YC | Yellow Cards | | | | |



MATCH TEAM STATISTICS

参赛队技术统计 / STATISTIQUES DU MATCH PAR ÉQUIPE

FRA 34 - 26 BRA

(19 - 11) (15 - 15)

Referees: (21) DIN C / (22) DINU S (ROU)

FRA - France

| No. | Name | Shots | | | | | | | | Offence | | Defence | | Penalties | | | | TP |
|---------------|------------------|-------|-----|-------|------|------|-----|-------|-----|---------|----|---------|----|-----------|------|----|----|-------|
| | | G/S | % | 6m | Wing | 9m | 7m | FB | BT | AS | TF | ST | BS | YC | 2Min | RC | EX | |
| 2 | FERNANDEZ Jerome | 5/6 | 83 | 1/1 | | 1/2 | 1/1 | | 2/2 | 1 | | 1 | | | | | | 30:32 |
| 3 | DINART Didier | 1/2 | 50 | 1/1 | | | | 0/1 | | | | | | | | | | 18:05 |
| 4 | BURDET Cedric | | | | | | | | | | | | | | | | | |
| 5 | GILLE Guillaume | 4/6 | 67 | | | 2/3 | | 1/2 | 1/1 | | | 1 | 1 | 1 | 1 | | | 37:09 |
| 6 | GILLE Bertrand | 4/6 | 67 | 4/5 | 0/1 | | | | | 2 | 3 | 2 | 1 | | | | | 35:16 |
| 8 | NARCISSE Daniel | 1/3 | 33 | | | 1/3 | | | | 2 | 3 | | | 1 | | | | 34:05 |
| 11 | GIRAULT Olivier | 7/8 | 88 | | 1/2 | | | 5/5 | 1/1 | 1 | 2 | | | | | | | 30:00 |
| 12 | KARABOUE Daouda | | | | | | | | | | | | | | | | | 30:00 |
| 13 | KARABATIC Nikola | 5/8 | 63 | 2/2 | | 0/3 | | 1/1 | 2/2 | 8 | 3 | 1 | | | | | | 50:16 |
| 14 | KEMPE Christophe | 3/3 | 100 | 2/2 | | | | 1/1 | | 1 | 2 | | | | | | | 17:03 |
| 16 | OMEYER Thierry | | | | | | | | | 2 | 1 | | | | | | | 30:00 |
| 18 | ABATI Joel | 0/3 | 0 | | | 0/1 | 0/1 | | 0/1 | | | 1 | | | | | | 33:28 |
| 19 | ABALO Luc | 2/3 | 67 | | | 0/1 | | 2/2 | | | 1 | 2 | | 1 | 1 | | | 44:06 |
| 21 | GUIGOUE Michael | 2/3 | 67 | | 1/1 | | | 1/2 | | | 1 | | | | | | | 30:00 |
| | Bench/Team | | | | | | | | | | | | | | | | | |
| Totals | | 34/51 | 67 | 10/11 | 2/4 | 4/13 | 1/2 | 11/14 | 6/7 | 17 | 16 | 8 | 2 | 3 | 2 | 0 | 0 | |

| No. | Name | Total Shots | | 6m Shots | | Wing Shots | | 9m Shots | | 7m Shots | | Fast Breaks | | Breakthroughs | |
|---------------|-----------------|-------------|----|----------|----|------------|----|----------|----|----------|-----|-------------|----|---------------|---|
| | | S/S | % | S/S | % | S/S | % | S/S | % | S/S | % | S/S | % | S/S | % |
| 12 | KARABOUE Daouda | 8/23 | 35 | 0/5 | 0 | 1/2 | 50 | 5/11 | 45 | 2/2 | 100 | 0/3 | 0 | | |
| 16 | OMEYER Thierry | 6/17 | 35 | 1/4 | 25 | 2/3 | 67 | 2/5 | 40 | 0/1 | 0 | 1/3 | 33 | 0/1 | 0 |
| Totals | | 14/40 | 35 | 1/9 | 11 | 3/5 | 60 | 7/16 | 44 | 2/3 | 67 | 1/6 | 17 | 0/1 | 0 |

| Team Shots | Goals | Saves | Missed | Post | Blocked | Total | % |
|---------------|-------|-------|--------|------|---------|-------|----|
| 6m Shots | 10 | 1 | 0 | 0 | 0 | 11 | 91 |
| Wing Shots | 2 | 1 | 1 | 0 | 0 | 4 | 50 |
| 9m Shots | 4 | 7 | 0 | 0 | 2 | 13 | 31 |
| 7m Shots | 1 | 1 | 0 | 0 | n/a | 2 | 50 |
| Fast Breaks | 11 | 2 | 0 | 1 | 0 | 14 | 79 |
| Breakthroughs | 6 | 1 | 0 | 0 | 0 | 7 | 86 |
| Totals | 34 | 13 | 1 | 1 | 2 | 51 | 67 |

Number of Attacks: 62, Scoring Efficiency: 55%



OSC GYMNASIUM
 奥体中心体育馆
 GYMNASE DU CSO

SUN 星期日 DIM
 10 AUG 2008
 14:00

HANDBALL
 手球 / HANDBALL

MEN
 男子项目 / HOMMES

PRELIMINARY GROUP A - MATCH 3
 预赛A组 - 第3场 / PRÉLIMINAIRE GROUPE A - MATCH 3



MATCH TEAM STATISTICS
 参赛队技术统计 / STATISTIQUES DU MATCH PAR ÉQUIPE

FRA 34 - 26 BRA
 (19 - 11) (15 - 15)

Referees: (21) DIN C / (22) DINU S (ROU)

FRA - France

Shots Distribution

| Players | | | Goals / Shots | | | |
|----------------|------------|------------|---------------|-------------|--------------|--------------|
| 2 FERNANDEZ J | 3 DINART D | 4 BURDET C | 5 GILLE G | 6 GILLE B | 8 NARCISSE D | 11 GIRAULT O |
| 1/1 | | | 1/1 | 0/1 | 1/1 | 1/2 |
| | | | 0/1 | 1/1 | 0/1 | 1/1 |
| 2/2 | 1/1 | | 1/1 | 2/2 | 0/1 | 2/2 |
| 1-Blocked | 1-Post | | | 1-Missed | | |
| 13 KARABATIC N | 14 KEMPE C | 18 ABATI J | 19 ABALO L | 21 GUIGOU M | | |
| 2/2 | 1/1 | 0/1 | 1/1 | 1/1 | | |
| 0/2 | | | | | | |
| 3/4 | 1/1 | 0/1 | 1/1 | 0/1 | | |
| | | | 1-Blocked | | | |

| Team | Offence | Defence | Goalkeepers |
|---------------|-------------------|-------------------|---------------|
| Goals / Shots | | | Saves / Shots |
| 4/6 | 6/7 Breakthroughs | 1/1 Breakthroughs | 3/5 |
| 0/4 | 2/2 | 2/6 | 2/4 |
| 6/9 | 2/2 | 0/0 | 1/8 |
| 1-Blocked | 6/7 | 6/14 | 12 KARABOUE D |
| 1-Post | 2/11 | 8/11 | 2/2 |
| 2-Blocked | 0/0 | 1/2 | 1/2 |
| | 11/14 Fast Breaks | 0/1 | 1/3 |
| | 5/7 Fast Breaks | 2/4 | 1/3 |
| | | | 16 OMEYER T |
| | | | 1/3 |
| | | | 1/2 |
| | | | 0/5 |



MATCH TEAM STATISTICS

参赛队技术统计 / STATISTIQUES DU MATCH PAR ÉQUIPE

FRA 34 - 26 BRA

(19 - 11) (15 - 15)

Referees: (21) DIN C / (22) DINU S (ROU)

BRA - Brazil

| No. | Name | Shots | | | | | | | | Offence | | Defence | | Penalties | | | | TP |
|-----|------------------------|-------|-----|------|------|------|-----|-----|-----|---------|----|---------|----|-----------|------|----|----|-------|
| | | G/S | % | 6m | Wing | 9m | 7m | FB | BT | AS | TF | ST | BS | YC | 2Min | RC | EX | |
| 1 | SANTOS Maik | | | | | | | | | | | | | | | | | 30:28 |
| 3 | PACHECO FILHO Fernando | 1/7 | 14 | 0/1 | | 1/6 | | | | 5 | 6 | | 1 | 1 | 1 | | | 54:03 |
| 5 | ERTEL Carlos | 5/7 | 71 | 5/7 | | | | | | | 2 | | | | | | | 26:02 |
| 7 | RUY Renato | 1/3 | 33 | | 1/3 | | | | | | 1 | | | 1 | | | | 28:28 |
| 8 | SOUZA Bruno | 1/8 | 13 | | | 1/7 | | 0/1 | | 2 | 1 | 1 | 1 | | | | | 44:20 |
| 9 | BORTOLINI Leonardo | 4/7 | 57 | | | 3/5 | 1/2 | | | 1 | 4 | | | 1 | | | | 23:01 |
| 10 | JUSTINO Helio | 1/2 | 50 | | 0/1 | | | 1/1 | | | | | | | | | | 24:26 |
| 12 | VASCONCELOS Alexandre | | | | | | | | | | | | | | | | | 29:32 |
| 13 | LAUREANO Silvio | 1/1 | 100 | | 1/1 | | | | | 1 | 1 | 1 | | | | | | 31:32 |
| 14 | SILVA Alexandre | 2/3 | 67 | 2/3 | | | | | | | 2 | | 1 | | 2 | | | 26:37 |
| 17 | RIBEIRO Felipe | 4/7 | 57 | 1/1 | 0/1 | 1/1 | 0/1 | 2/3 | | 1 | | 3 | | | | | | 36:16 |
| 18 | SANTANA Bruno | 2/2 | 100 | | | 1/1 | | | 1/1 | 3 | 2 | | | | | | | 28:33 |
| 19 | PIZZINATO Jardel | | | | | | | | | | | | | | 1 | | | 18:36 |
| 28 | OLIVEIRA Guilherme | 4/4 | 100 | | | 2/2 | | 2/2 | | | | | | | | | | 18:06 |
| | Bench/Team | | | | | | | | | | | | | | | | | |
| | Totals | 26/51 | 51 | 8/12 | 2/6 | 9/22 | 1/3 | 5/7 | 1/1 | 13 | 19 | 5 | 3 | 3 | 4 | 0 | 0 | |

| No. | Name | Total Shots | | 6m Shots | | Wing Shots | | 9m Shots | | 7m Shots | | Fast Breaks | | Breakthroughs | |
|-----|-----------------------|-------------|----|----------|----|------------|----|----------|----|----------|----|-------------|----|---------------|----|
| | | S/S | % | S/S | % | S/S | % | S/S | % | S/S | % | S/S | % | S/S | % |
| 1 | SANTOS Maik | 9/25 | 36 | 0/5 | 0 | 0/1 | 0 | 5/8 | 63 | 1/2 | 50 | 2/6 | 33 | 1/3 | 33 |
| 12 | VASCONCELOS Alexandre | 4/22 | 18 | 1/6 | 17 | 1/2 | 50 | 2/3 | 67 | | | 0/7 | 0 | 0/4 | 0 |
| | Totals | 13/47 | 28 | 1/11 | 9 | 1/3 | 33 | 7/11 | 64 | 1/2 | 50 | 2/13 | 15 | 1/7 | 14 |

| Team Shots | Goals | Saves | Missed | Post | Blocked | Total | % |
|---------------|-------|-------|--------|------|---------|-------|-----|
| 6m Shots | 8 | 1 | 0 | 3 | 0 | 12 | 67 |
| Wing Shots | 2 | 3 | 0 | 1 | 0 | 6 | 33 |
| 9m Shots | 9 | 7 | 1 | 3 | 2 | 22 | 41 |
| 7m Shots | 1 | 2 | 0 | 0 | n/a | 3 | 33 |
| Fast Breaks | 5 | 1 | 1 | 0 | 0 | 7 | 71 |
| Breakthroughs | 1 | 0 | 0 | 0 | 0 | 1 | 100 |
| Totals | 26 | 14 | 2 | 7 | 2 | 51 | 51 |

Number of Attacks: 63, Scoring Efficiency: 41%



OSC GYMNASIUM
 奥体中心体育馆
 GYMNASE DU CSO

SUN 星期日 DIM
 10 AUG 2008
 14:00

HANDBALL
 手球 / HANDBALL

MEN
 男子项目 / HOMMES

PRELIMINARY GROUP A - MATCH 3
 预赛A组 - 第3场 / PRÉLIMINAIRE GROUPE A - MATCH 3



MATCH TEAM STATISTICS
 参赛队技术统计 / STATISTIQUES DU MATCH PAR ÉQUIPE

FRA 34 - 26 BRA
 (19 - 11) (15 - 15)

Referees: (21) DIN C / (22) DINU S (ROU)

BRA - Brazil

Shots Distribution

| Players | | | Goals / Shots | | | |
|-------------------|--------------|--------------|----------------------------------|---------------|--------------|---------------|
| 3 PACHECO FILHO F | 5 ERTEL C | 7 RUY R | 8 SOUZA B | 9 BORTOLINI L | 10 JUSTINO H | 13 LAUREANO S |
| 0/1 | 1/1 1/1 | 0/1 | 0/2 | 1/1 1/1 | 0/1 | |
| 0/2 0/1 | 0/1 | | 0/1 0/1 1/1 | 2/2 0/1 | 1/1 | 1/1 |
| 2-Post | 1-Post | 1-Post | 1-Post 2-Blocked 1-Missed 1-Post | | | |
| 14 SILVA A | 17 RIBEIRO F | 18 SANTANA B | 19 PIZZINATO J | 28 OLIVEIRA G | | |
| | 1/1 0/2 | | | 1/1 1/1 | | |
| 2/2 | 1/1 2/2 | 1/1 1/1 | | 1/1 | | |
| 1-Post | 1-Missed | | | | | |

| Team | Offence | Defence | Goalkeepers |
|---------------------------|-------------------|--------------------|------------------|
| Goals / Shots | | | Saves / Shots |
| 2/5 3/3 | 1/1 Breakthroughs | 6/7 Breakthroughs | 2/6 1/7 |
| 2/4 0/4 1/3 | 2/4 0/1 1/2 | 0/0 2/2 2/4 | 4/4 0/2 |
| 7/8 2/3 9/10 | 8/11 6/14 | 2/11 6/7 | 3/9 1/11 2/8 |
| 2-Missed 7-Post 2-Blocked | 1/3 7m 0/0 2/6 | 2/2 2/2 1/2 7m 0/0 | 1 SANTOS M |
| | 5/7 Fast Breaks | 11/14 Fast Breaks | 0/2 1/6 |
| | | | 3/3 0/1 |
| | | | 2/4 1/5 2/4 |
| | | | 12 VASCONCELOS A |
| | | | 2/4 0/1 |
| | | | 1/1 0/1 |
| | | | 1/5 0/6 0/4 |

| Legend: | | | | | | | |
|---------|------------------|------|----------------------|------|---------------|-----|---------------|
| % | Efficiency | 2Min | 2 Minute Suspensions | 6m | 6-metre Shots | 7m | 7-metre Shots |
| AS | Assists | BS | Blocked Shots | BT | Breakthroughs | EX | Exclusions |
| G/S | Goals/Shots | n/a | not applicable | RC | Red Cards | S/S | Saves/Shots |
| TF | Technical Faults | TP | Time Played | Wing | Wing Shots | YC | Yellow Cards |
| | | | | | | 9m | 9-metre Shots |
| | | | | | | FB | Fast Breaks |
| | | | | | | ST | Steals |



RESULTS

比赛成绩 / RÉSULTATS

POL 33 - 19 CHN

(21 - 10) (12 - 9)

Referees: (15) KARBAS-CHI M / (16) KOLAHDOUZAN M (IRI)

RUNNING SCORE

POL - CHN

POL - Poland

| Players | | Shots | | | | | | | | Penalties | | | |
|---------|--------------------|-------|-----|-----|------|-----|-----|-------|-----|-----------|------|----|----|
| No. | Name | G/S | % | 6m | Wing | 9m | 7m | FB | BT | YC | 2Min | RC | EX |
| 1 | SZMAL Slawomir | | | | | | | | | | | | |
| 2 | JASZKA Bartlomiej | 2/3 | 67 | | | | | 2/3 | | | | | |
| 3 | LIJEWSKI Krzysztof | 1/1 | 100 | | | | | 1/1 | | 1 | | | |
| 5 | JACHLEWSKI Mateusz | 5/5 | 100 | | 1/1 | | | 4/4 | | | 1 | | |
| 6 | TKACZYK Grzegorz | 2/5 | 40 | 1/2 | | 0/1 | | 1/2 | | | | | |
| 8 | BIELECKI Karol | 2/4 | 50 | | | 1/3 | | 1/1 | | | | | |
| 9 | SIODMIAK Artur | 1/2 | 50 | 1/2 | | | | | | 1 | | | |
| 13 | JURECKI Bartosz | 1/3 | 33 | 1/2 | | | | 0/1 | | 1 | 1 | | |
| 14 | JURASIK Mariusz | 8/9 | 89 | | 2/3 | 2/2 | | 4/4 | | | | | |
| 15 | JURECKI Michal | 0/1 | 0 | | | 0/1 | | | | | 1 | | |
| 16 | WICHARY Marcin | | | | | | | | | | | | |
| 19 | TLUCZYNSKI Tomasz | 5/8 | 63 | | 2/4 | | 1/1 | 1/2 | 1/1 | | | | |
| 22 | LIJEWSKI Marcin | 2/3 | 67 | 0/1 | | 1/1 | | | 1/1 | | | | |
| 28 | PIWKO Pawel | 4/6 | 67 | | 1/2 | | | 2/3 | 1/1 | | | | |
| | Bench/Team | | | | | | | | | | | | |
| | Totals | 33/50 | 66 | 3/7 | 6/10 | 4/8 | 1/1 | 16/21 | 3/3 | 3 | 3 | 0 | 0 |

| Goalkeepers | | Saves | | | | | | | |
|-------------|----------------|-------|----|-----|------|------|-----|-----|-----|
| No. | Name | S/S | % | 6m | Wing | 9m | 7m | FB | BT |
| 1 | SZMAL Slawomir | 13/32 | 41 | 2/9 | 0/4 | 8/14 | 0/2 | 2/2 | 1/1 |
| 16 | WICHARY Marcin | | | | | | | | |
| | Totals | 13/32 | 41 | 2/9 | 0/4 | 8/14 | 0/2 | 2/2 | 1/1 |

CHN - China

| Players | | Shots | | | | | | | | Penalties | | | |
|---------|---------------|-------|-----|------|------|------|-----|-----|-----|-----------|------|----|----|
| No. | Name | G/S | % | 6m | Wing | 9m | 7m | FB | BT | YC | 2Min | RC | EX |
| 2 | CUI Liang | 3/3 | 100 | 3/3 | | | | | | | | | |
| 3 | ZHU Jie | 0/1 | 0 | | | 0/1 | | | | 1 | | | |
| 5 | YAN Liang | | | | | | | | | | | | |
| 6 | CUI Lei | 1/5 | 20 | 0/1 | | 1/4 | | | | 1 | | | |
| 7 | ZHANG Ji | 2/6 | 33 | 0/1 | | 2/3 | | 0/2 | | | 1 | | |
| 8 | ZHOU Xiaojian | 0/1 | 0 | 0/1 | | | | | | | | | |
| 11 | ZHANG Xing | | | | | | | | | | | | |
| 12 | WANG Long | | | | | | | | | | | | |
| 13 | WANG Xiaolong | 3/3 | 100 | | 3/3 | | | | | | | | |
| 14 | TIAN Jianxia | 3/6 | 50 | 2/2 | | 1/3 | | | 0/1 | | | | |
| 16 | YE Qiang | | | | | | | | | | | | |
| 18 | HAO Kexin | 3/8 | 38 | 1/1 | | 2/7 | | | | 1 | 2 | | |
| 19 | MIAO Qing | 1/6 | 17 | 1/1 | | 0/5 | | | | | | | |
| 20 | ZHU Wenxin | 3/3 | 100 | | 1/1 | | 2/2 | | | | | | |
| | Bench/Team | | | | | | | | | | | | |
| | Totals | 19/42 | 45 | 7/10 | 4/4 | 6/23 | 2/2 | 0/2 | 0/1 | 3 | 3 | 0 | 0 |

| Goalkeepers | | Saves | | | | | | | |
|-------------|-----------|-------|----|-----|------|-----|-----|------|-----|
| No. | Name | S/S | % | 6m | Wing | 9m | 7m | FB | BT |
| 12 | WANG Long | 10/25 | 40 | 3/5 | 2/4 | 2/4 | 0/1 | 3/10 | 0/1 |
| 16 | YE Qiang | 1/19 | 5 | 0/1 | 0/4 | 0/2 | | 1/10 | 0/2 |
| | Totals | 11/44 | 25 | 3/6 | 2/8 | 2/6 | 0/1 | 4/20 | 0/3 |

| 1st Half | |
|--------------|-------------------|
| JURASIK M | 1 (2') 0 |
| JURASIK M | 2 (3') 0 |
| JURECKI B | 3 (5') 0 |
| | 3 (5') 1 WANG X |
| TKACZYK G | 4 (6') 1 |
| JACHLEWSKI M | 5 (6') 1 |
| JURASIK M | 6 (8') 1 |
| | 6 (8') 2 WANG X |
| | 6 (9') 3 HAO K |
| JURASIK M | 7 (9') 3 |
| JACHLEWSKI M | 8 (10') 3 |
| JURASIK M | 9 (12') 3 |
| | 9 (12') 4 HAO K |
| JACHLEWSKI M | 10 (12') 4 |
| | 10 (14') 5 TIAN J |
| JACHLEWSKI M | 11 (14') 5 |
| JURASIK M | 12 (16') 5 |
| | 12 (17') 6 MIAO Q |
| | 12 (20') 7 CUI L |
| | 12 (21') 8 CUI L |
| LIJEWSKI M | 13 (22') 8 |
| | 13 (22') 9 ZHU W |
| LIJEWSKI M | 14 (23') 9 |
| JACHLEWSKI M | 15 (24') 9 |
| LIJEWSKI K | 16 (25') 9 |
| | 16 (25') 10 ZHU W |
| TLUCZYNSKI T | 17 (26') 10 |
| JURASIK M | 18 (27') 10 |
| JASZKA B | 19 (27') 10 |
| BIELECKI K | 20 (29') 10 |
| JURASIK M | 21 (30') 10 |

| 2nd Half | |
|--------------|---------------------|
| TLUCZYNSKI T | 22 (32') 10 |
| | 22 (33') 11 CUI L |
| PIWKO P | 23 (33') 11 |
| PIWKO P | 24 (34') 11 |
| PIWKO P | 25 (36') 11 |
| | 25 (36') 12 ZHANG J |
| BIELECKI K | 26 (37') 12 |
| PIWKO P | 27 (39') 12 |
| | 27 (41') 13 CUI L |
| TLUCZYNSKI T | 28 (43') 13 |
| | 28 (45') 14 TIAN J |
| | 28 (46') 15 WANG X |
| TLUCZYNSKI T | 29 (46') 15 |
| | 29 (47') 16 ZHU W |
| TKACZYK G | 30 (48') 16 |
| SIODMIAK A | 31 (49') 16 |
| TLUCZYNSKI T | 32 (51') 16 |
| | 32 (54') 17 TIAN J |
| JASZKA B | 33 (57') 17 |
| | 33 (60') 18 ZHANG J |
| | 33 (60') 19 HAO K |

| Legend: | | | | | | | | | |
|---------|---------------|------|----------------------|----|---------------|-----|---------------|----|---------------|
| % | Efficiency | 2Min | 2 Minute Suspensions | 6m | 6-metre Shots | 7m | 7-metre Shots | 9m | 9-metre Shots |
| BT | Breakthroughs | EX | Exclusions | FB | Fast Breaks | G/S | Goals/Shots | RC | Red Cards |
| S/S | Saves/Shots | Wing | Wing Shots | YC | Yellow Cards | | | | |



MATCH TEAM STATISTICS

参赛队技术统计 / STATISTIQUES DU MATCH PAR ÉQUIPE

POL 33 - 19 CHN

(21 - 10) (12 - 9)

Referees: (15) KARBAS-CHI M / (16) KOLAHDOUZAN M (IRI)

POL - Poland

| Players | | Shots | | | | | | | | Offence | | Defence | | Penalties | | | TP | |
|---------------|--------------------|-------|-----|-----|------|-----|-----|-------|-----|---------|----|---------|----|-----------|------|----|----|-------|
| No. | Name | G/S | % | 6m | Wing | 9m | 7m | FB | BT | AS | TF | ST | BS | YC | 2Min | RC | EX | |
| 1 | SZMAL Sławomir | | | | | | | | | 2 | | | | | | | | 60:00 |
| 2 | JASZKA Bartłomiej | 2/3 | 67 | | | | | 2/3 | | | 1 | 4 | | | | | | 22:51 |
| 3 | LIJEWSKI Krzysztof | 1/1 | 100 | | | | | 1/1 | | 2 | | 3 | | 1 | | | | 25:23 |
| 5 | JACHLEWSKI Mateusz | 5/5 | 100 | | 1/1 | | | 4/4 | | | | | | | 1 | | | 27:18 |
| 6 | TKACZYK Grzegorz | 2/5 | 40 | 1/2 | | 0/1 | | 1/2 | | 6 | 4 | 3 | 1 | | | | | 37:17 |
| 8 | BIELECKI Karol | 2/4 | 50 | | | 1/3 | | 1/1 | | 2 | 1 | 1 | | | | | | 9:10 |
| 9 | SIODMIAK Artur | 1/2 | 50 | 1/2 | | | | | | 1 | | | | 1 | | | | 33:49 |
| 13 | JURECKI Bartosz | 1/3 | 33 | 1/2 | | | | 0/1 | | | | | 2 | 1 | 1 | | | 25:30 |
| 14 | JURASIK Mariusz | 8/9 | 89 | | 2/3 | 2/2 | | 4/4 | | | 3 | | | | | | | 30:00 |
| 15 | JURECKI Michał | 0/1 | 0 | | | 0/1 | | | | 3 | | 1 | 3 | | 1 | | | 50:51 |
| 16 | WICHARY Marcin | | | | | | | | | | | | | | | | | |
| 19 | TLUCZYŃSKI Tomasz | 5/8 | 63 | | 2/4 | | 1/1 | 1/2 | 1/1 | | | | | | | | | 34:32 |
| 22 | LIJEWSKI Marcin | 2/3 | 67 | 0/1 | | 1/1 | | | 1/1 | 3 | | 1 | | | | | | 33:19 |
| 28 | PIWKO Paweł | 4/6 | 67 | | 1/2 | | | 2/3 | 1/1 | | | 1 | | | | | | 30:00 |
| | Bench/Team | | | | | | | | | | | | | | | | | |
| Totals | | 33/50 | 66 | 3/7 | 6/10 | 4/8 | 1/1 | 16/21 | 3/3 | 19 | 9 | 14 | 6 | 3 | 3 | 0 | 0 | |

| Goalkeepers | | Total Shots | | 6m Shots | | Wing Shots | | 9m Shots | | 7m Shots | | Fast Breaks | | Breakthroughs | |
|---------------|----------------|-------------|----|----------|----|------------|---|----------|----|----------|---|-------------|-----|---------------|-----|
| No. | Name | S/S | % | S/S | % | S/S | % | S/S | % | S/S | % | S/S | % | S/S | % |
| 1 | SZMAL Sławomir | 13/32 | 41 | 2/9 | 22 | 0/4 | 0 | 8/14 | 57 | 0/2 | 0 | 2/2 | 100 | 1/1 | 100 |
| 16 | WICHARY Marcin | | | | | | | | | | | | | | |
| Totals | | 13/32 | 41 | 2/9 | 22 | 0/4 | 0 | 8/14 | 57 | 0/2 | 0 | 2/2 | 100 | 1/1 | 100 |

| Team Shots | Goals | Saves | Missed | Post | Blocked | Total | % |
|---------------|-------|-------|--------|------|---------|-------|-----|
| 6m Shots | 3 | 3 | 0 | 1 | 0 | 7 | 43 |
| Wing Shots | 6 | 2 | 1 | 1 | 0 | 10 | 60 |
| 9m Shots | 4 | 2 | 0 | 1 | 1 | 8 | 50 |
| 7m Shots | 1 | 0 | 0 | 0 | n/a | 1 | 100 |
| Fast Breaks | 16 | 4 | 0 | 1 | 0 | 21 | 76 |
| Breakthroughs | 3 | 0 | 0 | 0 | 0 | 3 | 100 |
| Totals | 33 | 11 | 1 | 4 | 1 | 50 | 66 |

Number of Attacks: 55, Scoring Efficiency: 60%



OSC GYMNASIUM
 奥体中心体育馆
 GYMNASE DU CSO

SUN 星期日 DIM
 10 AUG 2008
 19:00

HANDBALL
 手球 / HANDBALL

MEN
 男子项目 / HOMMES

PRELIMINARY GROUP A - MATCH 5
 预赛A组 - 第5场 / PRÉLIMINAIRE GROUPE A - MATCH 5



MATCH TEAM STATISTICS

参赛队技术统计 / STATISTIQUES DU MATCH PAR ÉQUIPE

POL 33 - 19 CHN

(21 - 10) (12 - 9)

Referees: (15) KARBAS-CHI M / (16) KOLAHDOUZAN M (IRI)

POL - Poland

Shots Distribution

| Players | | | Goals / Shots | | | |
|--------------|--------------|-----------------|------------------|--------------|--------------|--------------|
| 2 JASZKA B | 3 LIJEWSKI K | 5 JACHLEWSKI M | 6 TKACZYK G | 8 BIELECKI K | 9 SIODMIAK A | 13 JURECKI B |
| 1/1 | 1/1 | 1/1 | 1/1 1/1 | 1/1 | 1/1 | 0/1 |
| | | 1/1 | 0/1 | 1/2 | | 0/1 |
| 0/1 1/1 | | 3/3 | | | | 1/1 |
| | | | 1-Post 1-Blocked | 1-Post | 1-Post | |
| 14 JURASIK M | 15 JURECKI M | 19 TLUCZYNSKI T | 22 LIJEWSKI M | 28 PIWKO P | | |
| 2/2 2/2 | | 1/1 | 1/1 | 1/1 | | |
| | | 1/2 | | 0/1 | | |
| 3/3 1/1 | 0/1 | 1/1 1/2 1/1 | 0/1 1/1 | 3/3 0/1 | | |
| 1-Missed | | 1-Post | | | | |

| Team | Offence | Defence | Goalkeepers |
|---------------------------|--|---|---------------|
| Goals / Shots | | | Saves / Shots |
| 7/8 3/3 3/3 | 3/3 Breakthroughs | 0/1 Breakthroughs | 2/3 2/2 |
| 6/7 5/10 8/9 | 16/21 Fast Breaks | 0/2 Fast Breaks | 4/7 1/2 |
| 1-Missed 4-Post 1-Blocked | 3/5 0/1 2/2 3/6 0/4 1/1 7m 0/0 2/2 3/5 | 0/3 2/4 5/14 3/3 1/6 2/3 1/1 2/2 7m 3/3 | 2/7 1/4 1/7 |
| | | | 1 SZMAL S |
| | | | 2/3 2/2 |
| | | | 4/7 1/2 |
| | | | 2/7 1/4 1/7 |
| | | | 16 WICHARY M |
| | | | |
| | | | |



MATCH TEAM STATISTICS

参赛队技术统计 / STATISTIQUES DU MATCH PAR ÉQUIPE

POL 33 - 19 CHN

(21 - 10) (12 - 9)

Referees: (15) KARBAS-CHI M / (16) KOLAHDOUZAN M (IRI)

CHN - China

| Players | | Shots | | | | | | | | Offence | | Defence | | Penalties | | | TP | |
|---------------|---------------|-------|-----|------|------|------|-----|-----|-----|---------|----|---------|----|-----------|------|----|----|-------|
| No. | Name | G/S | % | 6m | Wing | 9m | 7m | FB | BT | AS | TF | ST | BS | YC | 2Min | RC | | EX |
| 2 | CUI Liang | 3/3 | 100 | 3/3 | | | | | | 2 | 2 | | 1 | | | | | 49:56 |
| 3 | ZHU Jie | 0/1 | 0 | | | 0/1 | | | | 1 | 4 | | | 1 | | | | 34:58 |
| 5 | YAN Liang | | | | | | | | | | 1 | 1 | | | | | | 8:10 |
| 6 | CUI Lei | 1/5 | 20 | 0/1 | | 1/4 | | | | | 1 | | | 1 | | | | 18:17 |
| 7 | ZHANG Ji | 2/6 | 33 | 0/1 | | 2/3 | | 0/2 | | | 4 | 2 | | | 1 | | | 16:27 |
| 8 | ZHOU Xiaojian | 0/1 | 0 | 0/1 | | | | | | | | | | | | | | 10:04 |
| 11 | ZHANG Xing | | | | | | | | | | 2 | | | | | | | 21:06 |
| 12 | WANG Long | | | | | | | | | | | | | | | | | 35:01 |
| 13 | WANG Xiaolong | 3/3 | 100 | | 3/3 | | | | | 1 | 2 | 1 | | | | | | 60:00 |
| 14 | TIAN Jianxia | 3/6 | 50 | 2/2 | | 1/3 | | | 0/1 | 3 | 3 | | | | | | | 28:45 |
| 16 | YE Qiang | | | | | | | | | | | | | | | | | 24:59 |
| 18 | HAO Kexin | 3/8 | 38 | 1/1 | | 2/7 | | | | | 2 | | | 1 | 2 | | | 35:23 |
| 19 | MIAO Qing | 1/6 | 17 | 1/1 | | 0/5 | | | | 2 | | 1 | | | | | | 38:00 |
| 20 | ZHU Wenxin | 3/3 | 100 | | 1/1 | | 2/2 | | | 1 | 2 | 1 | | | | | | 38:54 |
| | Bench/Team | | | | | | | | | | | | | | | | | |
| Totals | | 19/42 | 45 | 7/10 | 4/4 | 6/23 | 2/2 | 0/2 | 0/1 | 10 | 23 | 6 | 1 | 3 | 3 | 0 | 0 | |

| Goalkeepers | | Total Shots | | 6m Shots | | Wing Shots | | 9m Shots | | 7m Shots | | Fast Breaks | | Breakthroughs | |
|---------------|-----------|-------------|----|----------|----|------------|----|----------|----|----------|---|-------------|----|---------------|---|
| No. | Name | S/S | % | S/S | % | S/S | % | S/S | % | S/S | % | S/S | % | S/S | % |
| 12 | WANG Long | 10/25 | 40 | 3/5 | 60 | 2/4 | 50 | 2/4 | 50 | 0/1 | 0 | 3/10 | 30 | 0/1 | 0 |
| 16 | YE Qiang | 1/19 | 5 | 0/1 | 0 | 0/4 | 0 | 0/2 | 0 | | | 1/10 | 10 | 0/2 | 0 |
| Totals | | 11/44 | 25 | 3/6 | 50 | 2/8 | 25 | 2/6 | 33 | 0/1 | 0 | 4/20 | 20 | 0/3 | 0 |

| Team Shots | Goals | Saves | Missed | Post | Blocked | Total | % |
|---------------|-------|-------|--------|------|---------|-------|-----|
| 6m Shots | 7 | 2 | 1 | 0 | 0 | 10 | 70 |
| Wing Shots | 4 | 0 | 0 | 0 | 0 | 4 | 100 |
| 9m Shots | 6 | 8 | 2 | 1 | 6 | 23 | 26 |
| 7m Shots | 2 | 0 | 0 | 0 | n/a | 2 | 100 |
| Fast Breaks | 0 | 2 | 0 | 0 | 0 | 2 | 0 |
| Breakthroughs | 0 | 1 | 0 | 0 | 0 | 1 | 0 |
| Totals | 19 | 13 | 3 | 1 | 6 | 42 | 45 |

Number of Attacks: 55, Scoring Efficiency: 35%



MATCH TEAM STATISTICS
 参赛队技术统计 / STATISTIQUES DU MATCH PAR ÉQUIPE

POL 33 - 19 CHN
 (21 - 10) (12 - 9)

Referees: (15) KARBAS-CHI M / (16) KOLAHDOUZAN M (IRI)

CHN - China

Shots Distribution

| Players | | | Goals / Shots | | | |
|-----------|-------------|----------|---------------------------|-----------|----------|------------|
| 2 CUI L | 3 ZHU J | 5 YAN L | 6 CUI L | 7 ZHANG J | 8 ZHOU X | 11 ZHANG X |
| 1/1 | | | | 0/1 0/1 | | |
| | | | | 0/1 | 0/1 | |
| | 0/1 | | 1/1 | 1/1 | | |
| | | | | | | |
| | | | 2-Missed | 2-Blocked | | |
| 13 WANG X | 14 TIAN J | 18 HAO K | 19 MIAO Q | 20 ZHU W | | |
| | | 0/1 | 0/1 | | | |
| | 0/1 | 1/2 | | 2/2 | | |
| 2/2 | 2/3 1/1 0/1 | 1/2 1/1 | | 1/1 | | |
| | | | 1-Post 1-Blocked 1-Missed | 3-Blocked | | |

| Team | Offence | Defence | Goalkeepers |
|---------------------------|-------------------|-------------------|---------------|
| Goals / Shots | | | Saves / Shots |
| 1/3 0/2 | 0/1 Breakthroughs | 3/3 Breakthroughs | 1/8 0/3 0/3 |
| 3/7 1/2 | 3/3 5/14 | 0/0 3/6 | 3/4 |
| 5/7 3/4 6/7 | 2/3 1/6 3/3 0/3 | 2/2 0/4 2/2 0/1 | 1/7 5/10 1/9 |
| 3-Missed 1-Post 6-Blocked | 2/2 7m 1/1 | 0/4 3/6 1/1 7m | |
| | 0/2 Fast Breaks | 16/21 Fast Breaks | 12 WANG L |
| | | | 1/3 0/1 0/2 |
| | | | 3/4 |
| | | | 1/2 4/7 1/6 |
| | | | 16 YE Q |
| | | | 0/5 0/2 0/1 |
| | | | 0/5 1/3 0/3 |

| Legend: | | | | | | | |
|---------|------------------|------|----------------------|------|---------------|-----|---------------|
| % | Efficiency | 2Min | 2 Minute Suspensions | 6m | 6-metre Shots | 7m | 7-metre Shots |
| AS | Assists | BS | Blocked Shots | BT | Breakthroughs | EX | Exclusions |
| G/S | Goals/Shots | n/a | not applicable | RC | Red Cards | S/S | Saves/Shots |
| TF | Technical Faults | TP | Time Played | Wing | Wing Shots | YC | Yellow Cards |
| | | | | | | 9m | 9-metre Shots |
| | | | | | | FB | Fast Breaks |
| | | | | | | ST | Steals |



RESULTS

比赛成绩 / RÉSULTATS

BRA 14 - 33 CRO

(9 - 18) (5 - 15)

Referees: (5) GJEDING M / (6) HANSEN M (DEN)

RUNNING SCORE

BRA - CRO

BRA - Brazil

| Players | | Shots | | | | | | | | Penalties | | | |
|------------|------------------------|-------|----|------|------|------|-----|-----|-----|-----------|------|----|----|
| No. | Name | G/S | % | 6m | Wing | 9m | 7m | FB | BT | YC | 2Min | RC | EX |
| 1 | SANTOS Maik | | | | | | | | | | | | |
| 3 | PACHECO FILHO Fernando | 2/11 | 18 | 1/2 | 0/1 | 0/6 | | 1/2 | | 1 | 1 | | |
| 5 | ERTEL Carlos | 3/4 | 75 | 3/4 | | | | | | | | | |
| 7 | RUY Renato | 1/2 | 50 | | 1/1 | | | | 0/1 | | | | |
| 8 | SOUZA Bruno | 3/7 | 43 | | | 1/4 | | 1/1 | 1/2 | | | | |
| 9 | BORTOLINI Leonardo | 0/2 | 0 | | | 0/2 | | | | | | | |
| 10 | JUSTINO Helio | 1/2 | 50 | | 1/1 | | 0/1 | | | | | | |
| 12 | VASCONCELOS Alexandre | | | | | | | | | | | | |
| 13 | LAUREANO Silvio | 0/1 | 0 | | 0/1 | | | | | | | | |
| 14 | SILVA Alexandre | 1/2 | 50 | 1/2 | | | | | | | 1 | | |
| 17 | RIBEIRO Felipe | 1/3 | 33 | 0/1 | | | 0/1 | 1/1 | | | | | |
| 18 | SANTANA Bruno | 0/2 | 0 | 0/2 | | | | | | | | | |
| 19 | PIZZINATO Jardel | | | | | | | | | 1 | | | |
| 28 | OLIVEIRA Guilherme | 2/7 | 29 | | | 2/7 | | | | 1 | 2 | | |
| Bench/Team | | | | | | | | | | | | | |
| Totals | | 14/43 | 33 | 5/11 | 2/4 | 3/19 | 0/2 | 3/4 | 1/3 | 3 | 4 | 0 | 0 |

| Goalkeepers | | Saves | | | | | | | |
|-------------|-----------------------|-------|----|-----|------|------|-----|------|-----|
| No. | Name | S/S | % | 6m | Wing | 9m | 7m | FB | BT |
| 1 | SANTOS Maik | 5/23 | 22 | 2/5 | 0/1 | 1/4 | 0/1 | 1/9 | 1/3 |
| 12 | VASCONCELOS Alexandre | 4/19 | 21 | 0/3 | 0/2 | 1/6 | | 2/6 | 1/2 |
| Totals | | 9/42 | 21 | 2/8 | 0/3 | 2/10 | 0/1 | 3/15 | 2/5 |

CRO - Croatia

| Players | | Shots | | | | | | | | Penalties | | | |
|------------|-------------------|-------|-----|------|------|------|-----|-------|-----|-----------|------|----|----|
| No. | Name | G/S | % | 6m | Wing | 9m | 7m | FB | BT | YC | 2Min | RC | EX |
| 1 | LOSERT Venio | | | | | | | | | | | | |
| 3 | SULIC Renato | 2/2 | 100 | 1/1 | | | | 1/1 | | | 2 | | |
| 4 | BALIC Ivano | | | | | | | | | | | | |
| 5 | DUVNJAK Domagoj | 5/6 | 83 | 2/2 | | 2/2 | | | 1/2 | | | | |
| 6 | LACKOVIC Blazenko | 4/6 | 67 | | | 4/6 | | | | | | | |
| 9 | VORI Igor | 4/5 | 80 | 2/3 | | | | 1/1 | 1/1 | 1 | | | |
| 10 | DOMINIKOVIC Davor | 0/1 | 0 | | | | | 0/1 | | | 1 | | |
| 11 | DZOMBA Mirza | 7/7 | 100 | | 2/2 | | 1/1 | 4/4 | | | | | |
| 13 | HORVAT Zlatko | 1/1 | 100 | | 1/1 | | | | | | | | |
| 14 | VUKOVIC Drago | 2/3 | 67 | 1/1 | | 0/1 | | 1/1 | | 1 | | | |
| 19 | METLJIC Petar | 1/4 | 25 | 0/1 | | | | 0/1 | 1/2 | | | | |
| 23 | VUKIC Ljubo | 4/6 | 67 | | 0/1 | | | 4/5 | | | | | |
| 24 | VALCIC Tonci | 3/6 | 50 | 0/2 | | 2/3 | | 1/1 | | | | | |
| 25 | ALILOVIC Mirko | | | | | | | | | | | | |
| Bench/Team | | | | | | | | | | | | | |
| Totals | | 33/47 | 70 | 6/10 | 3/4 | 8/12 | 1/1 | 12/15 | 3/5 | 2 | 3 | 0 | 0 |

| Goalkeepers | | Saves | | | | | | | |
|-------------|----------------|-------|----|-----|------|------|-----|-----|-----|
| No. | Name | S/S | % | 6m | Wing | 9m | 7m | FB | BT |
| 1 | LOSERT Venio | 14/22 | 64 | 4/8 | 2/3 | 7/8 | | 0/1 | 1/2 |
| 25 | ALILOVIC Mirko | 1/7 | 14 | 0/1 | 0/1 | 1/3 | | 0/2 | |
| Totals | | 15/29 | 52 | 4/9 | 2/4 | 8/11 | 0/0 | 0/3 | 1/2 |

1st Half

| | |
|------------|-----------------|
| 0 (1') 1 | METLJIC P |
| 0 (2') 2 | DZOMBA M |
| 0 (4') 3 | LACKOVIC B |
| 0 (5') 4 | VUKIC L |
| 1 (6') 4 | RIBEIRO F |
| 2 (9') 4 | OLIVEIRA G |
| 3 (10') 4 | SILVA A |
| 3 (11') 5 | DZOMBA M |
| 3 (12') 6 | DZOMBA M |
| 3 (13') 7 | DUVNJAK D |
| 4 (13') 7 | RUY R |
| 5 (15') 7 | SOUZA B |
| 6 (16') 7 | PACHECO FILHO F |
| 6 (17') 8 | VORI I |
| 6 (17') 9 | DUVNJAK D |
| 6 (19') 10 | DZOMBA M |
| 6 (22') 11 | DZOMBA M |
| 6 (22') 12 | VORI I |
| 6 (24') 13 | VUKIC L |
| 7 (25') 13 | ERTEL C |
| 7 (25') 14 | VORI I |
| 8 (26') 14 | ERTEL C |
| 8 (26') 15 | VALCIC T |
| 8 (28') 16 | DZOMBA M |
| 8 (29') 17 | VALCIC T |
| 9 (29') 17 | OLIVEIRA G |
| 9 (30') 18 | VORI I |

2nd Half

| | |
|-------------|-----------------|
| 9 (32') 19 | VUKIC L |
| 9 (33') 20 | DZOMBA M |
| 10 (35') 20 | JUSTINO H |
| 10 (35') 21 | DUVNJAK D |
| 10 (37') 22 | VALCIC T |
| 10 (40') 23 | LACKOVIC B |
| 11 (41') 23 | ERTEL C |
| 11 (42') 24 | LACKOVIC B |
| 12 (42') 24 | SOUZA B |
| 12 (43') 25 | HORVAT Z |
| 12 (45') 26 | LACKOVIC B |
| 12 (48') 27 | DUVNJAK D |
| 12 (50') 28 | DUVNJAK D |
| 12 (52') 29 | SULIC R |
| 12 (52') 30 | VUKIC L |
| 12 (53') 31 | VUKOVIC D |
| 12 (56') 32 | VUKOVIC D |
| 13 (57') 32 | PACHECO FILHO F |
| 14 (57') 32 | SOUZA B |
| 14 (59') 33 | SULIC R |

Legend:

| | | | | | | | | | |
|-----|---------------|------|----------------------|----|---------------|-----|---------------|----|---------------|
| % | Efficiency | 2Min | 2 Minute Suspensions | 6m | 6-metre Shots | 7m | 7-metre Shots | 9m | 9-metre Shots |
| BT | Breakthroughs | EX | Exclusions | FB | Fast Breaks | G/S | Goals/Shots | RC | Red Cards |
| S/S | Saves/Shots | Wing | Wing Shots | YC | Yellow Cards | | | | |



MATCH TEAM STATISTICS

参赛队技术统计 / STATISTIQUES DU MATCH PAR ÉQUIPE

BRA 14 - 33 CRO

(9 - 18) (5 - 15)

Referees: (5) GJEDING M / (6) HANSEN M (DEN)

BRA - Brazil

| No. | Name | Shots | | | | | | | | Offence | | Defence | | Penalties | | | | TP |
|---------------|------------------------|-------|----|------|------|------|-----|-----|-----|---------|----|---------|----|-----------|------|----|----|-------|
| | | G/S | % | 6m | Wing | 9m | 7m | FB | BT | AS | TF | ST | BS | YC | 2Min | RC | EX | |
| 1 | SANTOS Maik | | | | | | | | | | | | | | | | | 30:00 |
| 3 | PACHECO FILHO Fernando | 2/11 | 18 | 1/2 | 0/1 | 0/6 | | 1/2 | | 6 | 4 | 2 | | 1 | 1 | | | 51:15 |
| 5 | ERTEL Carlos | 3/4 | 75 | 3/4 | | | | | | | 4 | | | | | | | 22:25 |
| 7 | RUY Renato | 1/2 | 50 | | 1/1 | | | | 0/1 | | 1 | | | | | | | 35:44 |
| 8 | SOUZA Bruno | 3/7 | 43 | | | 1/4 | | 1/1 | 1/2 | | 2 | | | | | | | 23:40 |
| 9 | BORTOLINI Leonardo | 0/2 | 0 | | | 0/2 | | | | | 3 | | | | | | | 15:38 |
| 10 | JUSTINO Helio | 1/2 | 50 | | 1/1 | | 0/1 | | | | | | | | | | | 30:00 |
| 12 | VASCONCELOS Alexandre | | | | | | | | | | 1 | | | | | | | 30:00 |
| 13 | LAUREANO Silvio | 0/1 | 0 | | 0/1 | | | | | | | | | | | | | 30:00 |
| 14 | SILVA Alexandre | 1/2 | 50 | 1/2 | | | | | | | 2 | | | | 1 | | | 20:17 |
| 17 | RIBEIRO Felipe | 1/3 | 33 | 0/1 | | | 0/1 | 1/1 | | 1 | 1 | | | | | | | 38:32 |
| 18 | SANTANA Bruno | 0/2 | 0 | 0/2 | | | | | | | 2 | | | | | | | 46:15 |
| 19 | PIZZINATO Jardel | | | | | | | | | | | | | 1 | | | | 20:44 |
| 28 | OLIVEIRA Guilherme | 2/7 | 29 | | | 2/7 | | | | 1 | 3 | | | 1 | 2 | | | 25:30 |
| | Bench/Team | | | | | | | | | | 1 | | | | | | | |
| Totals | | 14/43 | 33 | 5/11 | 2/4 | 3/19 | 0/2 | 3/4 | 1/3 | 8 | 24 | 2 | 0 | 3 | 4 | 0 | 0 | |

| No. | Name | Total Shots | | 6m Shots | | Wing Shots | | 9m Shots | | 7m Shots | | Fast Breaks | | Breakthroughs | |
|---------------|-----------------------|-------------|----|----------|----|------------|---|----------|----|----------|---|-------------|----|---------------|----|
| | | S/S | % | S/S | % | S/S | % | S/S | % | S/S | % | S/S | % | S/S | % |
| 1 | SANTOS Maik | 5/23 | 22 | 2/5 | 40 | 0/1 | 0 | 1/4 | 25 | 0/1 | 0 | 1/9 | 11 | 1/3 | 33 |
| 12 | VASCONCELOS Alexandre | 4/19 | 21 | 0/3 | 0 | 0/2 | 0 | 1/6 | 17 | | | 2/6 | 33 | 1/2 | 50 |
| Totals | | 9/42 | 21 | 2/8 | 25 | 0/3 | 0 | 2/10 | 20 | 0/1 | 0 | 3/15 | 20 | 2/5 | 40 |

| Team Shots | Goals | Saves | Missed | Post | Blocked | Total | % |
|---------------|-------|-------|--------|------|---------|-------|----|
| 6m Shots | 5 | 4 | 1 | 1 | 0 | 11 | 45 |
| Wing Shots | 2 | 2 | 0 | 0 | 0 | 4 | 50 |
| 9m Shots | 3 | 8 | 2 | 1 | 5 | 19 | 16 |
| 7m Shots | 0 | 0 | 1 | 1 | n/a | 2 | 0 |
| Fast Breaks | 3 | 0 | 0 | 1 | 0 | 4 | 75 |
| Breakthroughs | 1 | 1 | 1 | 0 | 0 | 3 | 33 |
| Totals | 14 | 15 | 5 | 4 | 5 | 43 | 33 |

Number of Attacks: 61, Scoring Efficiency: 23%



OSC GYMNASIUM
 奥体中心体育馆
 GYMNASE DU CSO

TUE 星期二 MAR
 12 AUG 2008
 9:00

HANDBALL
 手球 / HANDBALL

MEN
 男子项目 / HOMMES

PRELIMINARY GROUP A - MATCH 7
 预赛A组 - 第7场 / PRÉLIMINAIRE GROUPE A - MATCH 7



MATCH TEAM STATISTICS

参赛队技术统计 / STATISTIQUES DU MATCH PAR ÉQUIPE

BRA 14 - 33 CRO
 (9 - 18) (5 - 15)

Referees: (5) GJEDING M / (6) HANSEN M (DEN)

BRA - Brazil

Shots Distribution

| Players | | | Goals / Shots | | | |
|-------------------|--------------|--------------|----------------|-----------------|--------------|---------------|
| 3 PACHECO FILHO F | 5 ERTEL C | 7 RUY R | 8 SOUZA B | 9 BORTOLINI L | 10 JUSTINO H | 13 LAUREANO S |
| 0/1 | | | | | 1/1 | |
| | | | | | | 0/1 |
| 1/3 | 0/1 | 0/1 | 1/1 | 1/1 | | |
| 1-Post | 2-Blocked | 1-Post | 1-Missed | 1-Missed 1-Post | 1-Blocked | 1-Post |
| 14 SILVA A | 17 RIBEIRO F | 18 SANTANA B | 19 PIZZINATO J | 28 OLIVEIRA G | | |
| 1/1 | | | | 1/1 | | |
| | | | | | 0/1 | |
| | 1/1 | 0/1 | | | 1/2 | |
| | 1-Missed | 1-Missed | | 1-Missed | 2-Blocked | |

| Team | Offence | Defence | Goalkeepers |
|---------------|-------------------|-------------------|------------------|
| Goals / Shots | | | Saves / Shots |
| 2/3 | 1/3 Breakthroughs | 3/5 Breakthroughs | 1/4 |
| 1/1 | 0/3 | 1/2 | 1/2 |
| 1/2 | 1/1 | 1/1 | 2/6 |
| 0/1 | 4/10 | 4/5 | 0/3 |
| 1/6 | 2/6 | 1/1 | 3/6 |
| 5/7 | 0/0 | 2/4 | 0/7 |
| 1/3 | 1/10 | 1/4 | 0/5 |
| 3/6 | 3/4 Fast Breaks | 3/3 | 1/8 |
| 5-Missed | | 12/15 Fast Breaks | |
| 4-Post | | | 1 SANTOS M |
| 5-Blocked | | | 0/2 |
| | | | 1/2 |
| | | | 0/1 |
| | | | 1/1 |
| | | | 2/4 |
| | | | 0/3 |
| | | | 0/3 |
| | | | 1/7 |
| | | | 12 VASCONCELOS A |
| | | | 1/2 |
| | | | 1/2 |
| | | | 1/4 |
| | | | 0/2 |
| | | | 1/2 |
| | | | 0/4 |
| | | | 0/1 |



MATCH TEAM STATISTICS

参赛队技术统计 / STATISTIQUES DU MATCH PAR ÉQUIPE

BRA 14 - 33 CRO

(9 - 18) (5 - 15)

Referees: (5) GJEDING M / (6) HANSEN M (DEN)

CRO - Croatia

| Players | | Shots | | | | | | | | Offence | | Defence | | Penalties | | | | TP |
|---------------|-------------------|-------|-----|------|------|------|-----|-------|-----|---------|----|---------|----|-----------|------|----|----|-------|
| No. | Name | G/S | % | 6m | Wing | 9m | 7m | FB | BT | AS | TF | ST | BS | YC | 2Min | RC | EX | |
| 1 | LOSERT Venio | | | | | | | | | 1 | | | | | | | | 39:57 |
| 3 | SULIC Renato | 2/2 | 100 | 1/1 | | | | 1/1 | | | 2 | | | | | 2 | | 23:41 |
| 4 | BALIC Ivano | | | | | | | | | | | | | | | | | |
| 5 | DUVNJAK Domagoj | 5/6 | 83 | 2/2 | | 2/2 | | | 1/2 | 2 | 1 | 1 | | | | | | 42:44 |
| 6 | LACKOVIC Blazenko | 4/6 | 67 | | | 4/6 | | | | 1 | | | | | | | | 29:02 |
| 9 | VORI Igor | 4/5 | 80 | 2/3 | | | | 1/1 | 1/1 | 2 | 2 | | | 1 | | | | 35:19 |
| 10 | DOMINIKOVIC Davor | 0/1 | 0 | | | | | 0/1 | | 1 | 2 | | | | | 1 | | 15:33 |
| 11 | DZOMBA Mirza | 7/7 | 100 | | 2/2 | | 1/1 | 4/4 | | | 1 | 2 | | | | | | 40:43 |
| 13 | HORVAT Zlatko | 1/1 | 100 | | 1/1 | | | | | | 1 | | | | | | | 19:17 |
| 14 | VUKOVIC Drago | 2/3 | 67 | 1/1 | | 0/1 | | 1/1 | | 3 | 1 | | 2 | 1 | | | | 36:12 |
| 19 | METLICIC Petar | 1/4 | 25 | 0/1 | | | | 0/1 | 1/2 | 6 | 1 | | 2 | | | | | 34:41 |
| 23 | VUKIC Ljubo | 4/6 | 67 | | 0/1 | | | 4/5 | | | 2 | 1 | | | | | | 60:00 |
| 24 | VALCIC Tonci | 3/6 | 50 | 0/2 | | 2/3 | | 1/1 | | 1 | 3 | 1 | 1 | | | | | 22:48 |
| 25 | ALILOVIC Mirko | | | | | | | | | 1 | | | | | | | | 20:03 |
| | Bench/Team | | | | | | | | | | 1 | | | | | | | |
| Totals | | 33/47 | 70 | 6/10 | 3/4 | 8/12 | 1/1 | 12/15 | 3/5 | 18 | 17 | 5 | 5 | 2 | 3 | 0 | 0 | |

| Goalkeepers | | Total Shots | | 6m Shots | | Wing Shots | | 9m Shots | | 7m Shots | | Fast Breaks | | Breakthroughs | |
|---------------|----------------|-------------|----|----------|----|------------|----|----------|----|----------|---|-------------|---|---------------|----|
| No. | Name | S/S | % | S/S | % | S/S | % | S/S | % | S/S | % | S/S | % | S/S | % |
| 1 | LOSERT Venio | 14/22 | 64 | 4/8 | 50 | 2/3 | 67 | 7/8 | 88 | | | 0/1 | 0 | 1/2 | 50 |
| 25 | ALILOVIC Mirko | 1/7 | 14 | 0/1 | 0 | 0/1 | 0 | 1/3 | 33 | | | 0/2 | 0 | | |
| Totals | | 15/29 | 52 | 4/9 | 44 | 2/4 | 50 | 8/11 | 73 | 0/0 | 0 | 0/3 | 0 | 1/2 | 50 |

| Team Shots | Goals | Saves | Missed | Post | Blocked | Total | % |
|---------------|-------|-------|--------|------|---------|-------|-----|
| 6m Shots | 6 | 2 | 1 | 1 | 0 | 10 | 60 |
| Wing Shots | 3 | 0 | 0 | 1 | 0 | 4 | 75 |
| 9m Shots | 8 | 2 | 2 | 0 | 0 | 12 | 67 |
| 7m Shots | 1 | 0 | 0 | 0 | n/a | 1 | 100 |
| Fast Breaks | 12 | 3 | 0 | 0 | 0 | 15 | 80 |
| Breakthroughs | 3 | 2 | 0 | 0 | 0 | 5 | 60 |
| Totals | 33 | 9 | 3 | 2 | 0 | 47 | 70 |

Number of Attacks: 61, Scoring Efficiency: 54%



MATCH TEAM STATISTICS
参赛队技术统计 / STATISTIQUES DU MATCH PAR ÉQUIPE

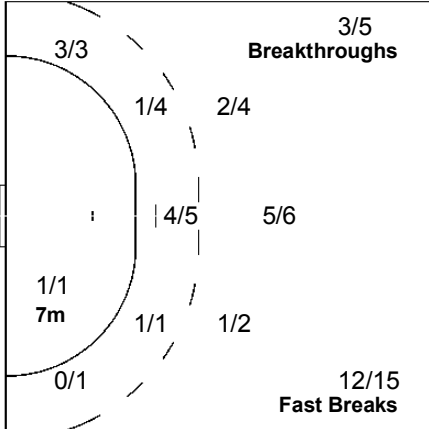
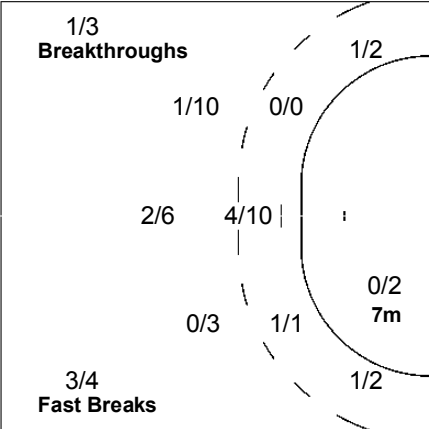
BRA 14 - 33 CRO
(9 - 18) (5 - 15)

Referees: (5) GJEDING M / (6) HANSEN M (DEN)

CRO - Croatia

Shots Distribution

| Players | | | Goals / Shots | | | |
|-------------|--------------|---------------|---------------|-------------|------------------|-------------|
| 3 SULIC R | 4 BALIC I | 5 DUVNJAK D | 6 LACKOVIC B | 9 VORI I | 10 DOMINIKOVIC D | 11 DZOMBA M |
| 1/1 | | 1/1 | | | 0/1 | 1/1 |
| | | 1/1 | 1/1 | | | 1/1 |
| | 1/1 | 1/1 | 1/1 | 1/1 | | 1/1 |
| | | 1/1 | 1/1 | 1/1 | | 1/1 |
| | | 1/1 | 1/1 | 2/2 | | 1/1 |
| | | 1/1 | 1/1 | 1/1 | | 3/3 |
| 2-Missed | | | | | | |
| 13 HORVAT Z | 14 VUKOVIC D | 19 METLICIC P | 23 VUKIC L | 24 VALCIC T | | |
| | | | 0/1 | | | |
| | 1/1 | | | | 0/1 | 1/2 |
| 1/1 | | | 2/2 | | | 2/2 |
| 1-Missed | | 1-Post | | 1-Post | | |

| Team | Offence | Defence | Goalkeepers | | | | | | | | | | | | | | | | | | | | | | | | | | | | | | | | | | | | |
|--|---------|---------|---------------|-----|-----|-----|-----|-----|-----|---|--|--|-----|-----|-----|--|-----|-----|-----|-----|-----|-----|--|-----|--|-----|-----|-----|-----|-----|-----|-----|--|--|--|-----|-----|-----|-----|
| Goals / Shots | | | Saves / Shots | | | | | | | | | | | | | | | | | | | | | | | | | | | | | | | | | | | | |
| <table border="1"> <tr><td>3/4</td><td>1/2</td><td>4/6</td></tr> <tr><td>3/3</td><td>0/1</td><td>3/6</td></tr> <tr><td>7/7</td><td>5/5</td><td>7/8</td></tr> </table> <p>3-Missed 2-Post</p> | 3/4 | 1/2 | 4/6 | 3/3 | 0/1 | 3/6 | 7/7 | 5/5 | 7/8 |  |  | <table border="1"> <tr><td>1/3</td><td>0/1</td><td>1/2</td></tr> <tr><td></td><td>1/1</td><td>5/6</td></tr> <tr><td>2/7</td><td>2/3</td><td>3/6</td></tr> </table> <p>1 LOSERT V</p> <table border="1"> <tr><td>1/2</td><td></td><td>1/2</td></tr> <tr><td></td><td>1/1</td><td>5/5</td></tr> <tr><td>2/5</td><td>2/2</td><td>2/5</td></tr> </table> <p>25 ALILOVIC M</p> <table border="1"> <tr><td>0/1</td><td>0/1</td><td></td></tr> <tr><td></td><td></td><td>0/1</td></tr> <tr><td>0/2</td><td>0/1</td><td>1/1</td></tr> </table> | 1/3 | 0/1 | 1/2 | | 1/1 | 5/6 | 2/7 | 2/3 | 3/6 | 1/2 | | 1/2 | | 1/1 | 5/5 | 2/5 | 2/2 | 2/5 | 0/1 | 0/1 | | | | 0/1 | 0/2 | 0/1 | 1/1 |
| 3/4 | 1/2 | 4/6 | | | | | | | | | | | | | | | | | | | | | | | | | | | | | | | | | | | | | |
| 3/3 | 0/1 | 3/6 | | | | | | | | | | | | | | | | | | | | | | | | | | | | | | | | | | | | | |
| 7/7 | 5/5 | 7/8 | | | | | | | | | | | | | | | | | | | | | | | | | | | | | | | | | | | | | |
| 1/3 | 0/1 | 1/2 | | | | | | | | | | | | | | | | | | | | | | | | | | | | | | | | | | | | | |
| | 1/1 | 5/6 | | | | | | | | | | | | | | | | | | | | | | | | | | | | | | | | | | | | | |
| 2/7 | 2/3 | 3/6 | | | | | | | | | | | | | | | | | | | | | | | | | | | | | | | | | | | | | |
| 1/2 | | 1/2 | | | | | | | | | | | | | | | | | | | | | | | | | | | | | | | | | | | | | |
| | 1/1 | 5/5 | | | | | | | | | | | | | | | | | | | | | | | | | | | | | | | | | | | | | |
| 2/5 | 2/2 | 2/5 | | | | | | | | | | | | | | | | | | | | | | | | | | | | | | | | | | | | | |
| 0/1 | 0/1 | | | | | | | | | | | | | | | | | | | | | | | | | | | | | | | | | | | | | | |
| | | 0/1 | | | | | | | | | | | | | | | | | | | | | | | | | | | | | | | | | | | | | |
| 0/2 | 0/1 | 1/1 | | | | | | | | | | | | | | | | | | | | | | | | | | | | | | | | | | | | | |

| Legend: | | | | | | | |
|---------|------------------|------|----------------------|------|---------------|-----|---------------|
| % | Efficiency | 2Min | 2 Minute Suspensions | 6m | 6-metre Shots | 7m | 7-metre Shots |
| AS | Assists | BS | Blocked Shots | BT | Breakthroughs | EX | Exclusions |
| G/S | Goals/Shots | n/a | not applicable | RC | Red Cards | S/S | Saves/Shots |
| TF | Technical Faults | TP | Time Played | Wing | Wing Shots | YC | Yellow Cards |
| | | | | | | 9m | 9-metre Shots |
| | | | | | | FB | Fast Breaks |
| | | | | | | ST | Steals |



RESULTS

比赛成绩 / RÉSULTATS

CHN 19 - 33 FRA

(7 - 19) (12 - 14)

Referees: (27) CANBRO R / (28) CLAEISSON M (SWE)

RUNNING SCORE

CHN - FRA

CHN - China

| Players | | Shots | | | | | | | | Penalties | | | |
|------------|---------------|-------|-----|-----|------|-------|-----|-----|-----|-----------|------|----|----|
| No. | Name | G/S | % | 6m | Wing | 9m | 7m | FB | BT | YC | 2Min | RC | EX |
| 2 | CUI Liang | 2/4 | 50 | 0/2 | | 1/1 | | 1/1 | | | | | |
| 3 | ZHU Jie | 0/1 | 0 | | | 0/1 | | | | | 1 | | |
| 5 | YAN Liang | | | | | | | | | 1 | 1 | | |
| 6 | CUI Lei | | | | | | | | | | | | |
| 7 | ZHANG Ji | 2/6 | 33 | | | 2/6 | | | | | | | |
| 8 | ZHOU Xiaojian | 2/2 | 100 | | | | | 2/2 | | | | | |
| 11 | ZHANG Xing | | | | | | | | | | | 1 | |
| 12 | WANG Long | | | | | | | | | | | | |
| 13 | WANG Xiaolong | 3/3 | 100 | 1/1 | | | | 1/1 | 1/1 | | | 1 | |
| 14 | TIAN Jianxia | 2/4 | 50 | 1/1 | | 0/2 | | | 1/1 | | | | |
| 16 | YE Qiang | | | | | | | | | | | | |
| 18 | HAO Kexin | 5/14 | 36 | | | 5/13 | | 0/1 | | 1 | | | |
| 19 | MIAO Qing | 2/3 | 67 | | | 2/3 | | | | | | | |
| 20 | ZHU Wenxin | 1/2 | 50 | | | | 1/1 | | 0/1 | 1 | | | |
| Bench/Team | | | | | | | | | | | | | |
| Totals | | 19/39 | 49 | 2/4 | 0/0 | 10/26 | 1/1 | 4/5 | 2/3 | 3 | 4 | 0 | 0 |

| Goalkeepers | | Saves | | | | | | | |
|-------------|-----------|-------|----|-----|------|-----|-----|------|-----|
| No. | Name | S/S | % | 6m | Wing | 9m | 7m | FB | BT |
| 12 | WANG Long | 5/24 | 21 | 0/3 | 2/5 | 0/1 | 0/2 | 3/11 | 0/2 |
| 16 | YE Qiang | 6/20 | 30 | 1/2 | 3/8 | 0/1 | 0/2 | 1/5 | 1/2 |
| Totals | | 11/44 | 25 | 1/5 | 5/13 | 0/2 | 0/4 | 4/16 | 1/4 |

FRA - France

| Players | | Shots | | | | | | | | Penalties | | | |
|------------|------------------|-------|-----|-----|------|-----|-----|-------|-----|-----------|------|----|----|
| No. | Name | G/S | % | 6m | Wing | 9m | 7m | FB | BT | YC | 2Min | RC | EX |
| 2 | FERNANDEZ Jerome | 1/3 | 33 | 0/1 | 0/1 | | | 1/1 | | | | | |
| 3 | DINART Didier | 1/1 | 100 | 1/1 | | | | | | | | | |
| 4 | BURDET Cedric | | | | | | | | | | | | |
| 5 | GILLE Guillaume | 1/1 | 100 | | | 1/1 | | | | 1 | 1 | | |
| 6 | GILLE Bertrand | 4/4 | 100 | | | | | 4/4 | | | | | |
| 8 | NARCISSE Daniel | 3/5 | 60 | | | 1/3 | | 1/1 | 1/1 | | 1 | | |
| 11 | GIRAULT Olivier | 2/3 | 67 | | 1/2 | | | 1/1 | | 1 | | | |
| 12 | KARABOUE Daouda | | | | | | | | | | | | |
| 13 | KARABATIC Nikola | 5/9 | 56 | 1/1 | | 0/1 | 2/2 | 1/3 | 1/2 | 1 | | | |
| 14 | KEMPE Christophe | 2/2 | 100 | 1/1 | 1/1 | | | | | | | | |
| 16 | OMEYER Thierry | | | | | | | | | | | | |
| 18 | ABATI Joel | 4/5 | 80 | | 3/4 | | | 1/1 | | | | | |
| 19 | ABALO Luc | 5/8 | 63 | | 2/3 | 0/1 | | 2/3 | 1/1 | | | | |
| 21 | GUIGOU Michael | 5/8 | 63 | 1/1 | 1/2 | | 2/2 | 1/3 | | | | | |
| Bench/Team | | | | | | | | | | | | | |
| Totals | | 33/49 | 67 | 4/5 | 8/13 | 2/6 | 4/4 | 12/17 | 3/4 | 3 | 2 | 0 | 0 |

| Goalkeepers | | Saves | | | | | | | |
|-------------|-----------------|-------|----|-----|------|------|-----|-----|-----|
| No. | Name | S/S | % | 6m | Wing | 9m | 7m | FB | BT |
| 12 | KARABOUE Daouda | 3/15 | 20 | 1/1 | | 2/8 | 0/1 | 0/4 | 0/1 |
| 16 | OMEYER Thierry | 7/14 | 50 | 0/2 | | 6/10 | | | 1/2 |
| Totals | | 10/29 | 34 | 1/3 | 0/0 | 8/18 | 0/1 | 0/4 | 1/3 |

1st Half

| | | |
|---------|------------|-------------|
| | 0 (3') 1 | ABALO L |
| | 0 (4') 2 | DINART D |
| | 0 (4') 3 | GILLE B |
| ZHANG J | 1 (5') 3 | |
| | 1 (5') 4 | GUIGOU M |
| | 1 (6') 5 | GILLE B |
| ZHANG J | 2 (7') 5 | |
| HAO K | 3 (9') 5 | |
| | 3 (10') 6 | KARABATIC N |
| | 3 (12') 7 | KARABATIC N |
| | 3 (13') 8 | ABALO L |
| | 3 (15') 9 | GUIGOU M |
| | 3 (16') 10 | GUIGOU M |
| | 3 (17') 11 | ABALO L |
| | 3 (18') 12 | GILLE B |
| | 3 (19') 13 | GILLE B |
| TIAN J | 4 (21') 13 | |
| | 4 (22') 14 | KEMPE C |
| | 4 (23') 15 | GILLE G |
| | 4 (25') 16 | ABALO L |
| CUI L | 5 (25') 16 | |
| | 5 (26') 17 | GUIGOU M |
| | 5 (28') 18 | GUIGOU M |
| WANG X | 6 (28') 18 | |
| TIAN J | 7 (30') 18 | |
| | 7 (30') 19 | ABALO L |

2nd Half

| | | |
|--------|-------------|-------------|
| | 7 (32') 20 | KEMPE C |
| | 7 (33') 21 | KARABATIC N |
| WANG X | 8 (34') 21 | |
| | 8 (35') 22 | NARCISSE D |
| MIAO Q | 9 (35') 22 | |
| | 9 (36') 23 | KARABATIC N |
| | 9 (38') 24 | NARCISSE D |
| HAO K | 10 (39') 24 | |
| HAO K | 11 (41') 24 | |
| | 11 (42') 25 | FERNANDEZ J |
| HAO K | 12 (46') 25 | |
| | 12 (46') 26 | KARABATIC N |
| HAO K | 13 (48') 26 | |
| | 13 (48') 27 | NARCISSE D |
| ZHU W | 14 (49') 27 | |
| CUI L | 15 (50') 27 | |
| | 15 (50') 28 | ABATI J |
| | 15 (52') 29 | ABATI J |
| ZHOU X | 16 (54') 29 | |
| MIAO Q | 17 (56') 29 | |
| ZHOU X | 18 (56') 29 | |
| | 18 (57') 30 | ABATI J |
| | 18 (58') 31 | ABATI J |
| | 18 (59') 32 | GIRAULT O |
| WANG X | 19 (60') 32 | |
| | 19 (60') 33 | GIRAULT O |

Legend:

| | | | | | | | | | |
|-----|---------------|------|----------------------|----|---------------|-----|---------------|----|---------------|
| % | Efficiency | 2Min | 2 Minute Suspensions | 6m | 6-metre Shots | 7m | 7-metre Shots | 9m | 9-metre Shots |
| BT | Breakthroughs | EX | Exclusions | FB | Fast Breaks | G/S | Goals/Shots | RC | Red Cards |
| S/S | Saves/Shots | Wing | Wing Shots | YC | Yellow Cards | | | | |



MATCH TEAM STATISTICS
参赛队技术统计 / STATISTIQUES DU MATCH PAR ÉQUIPE

CHN 19 - 33 FRA
(7 - 19) (12 - 14)

Referees: (27) CANBRO R / (28) CLAEISSON M (SWE)

CHN - China

| No. | Name | Shots | | | | | | | | Offence | | Defence | | Penalties | | | TP | |
|---------------|---------------|-------|-----|-----|------|-------|-----|-----|-----|---------|----|---------|----|-----------|------|----|----|-------|
| | | G/S | % | 6m | Wing | 9m | 7m | FB | BT | AS | TF | ST | BS | YC | 2Min | RC | | EX |
| 2 | CUI Liang | 2/4 | 50 | 0/2 | | 1/1 | | | | 2 | 1 | | | | | | | 51:48 |
| 3 | ZHU Jie | 0/1 | 0 | | | 0/1 | | | | | 1 | | | | | 1 | | 24:36 |
| 5 | YAN Liang | | | | | | | | | | 1 | 1 | | 1 | 1 | | | 18:23 |
| 6 | CUI Lei | | | | | | | | | | 4 | | | | | | | 5:23 |
| 7 | ZHANG Ji | 2/6 | 33 | | | 2/6 | | | | 1 | 1 | | 1 | | | | | 30:06 |
| 8 | ZHOU Xiaojian | 2/2 | 100 | | | | | 2/2 | | | | | | | | | | 8:12 |
| 11 | ZHANG Xing | | | | | | | | | | | | | | | 1 | | 30:00 |
| 12 | WANG Long | | | | | | | | | | | | | | | | | 30:00 |
| 13 | WANG Xiaolong | 3/3 | 100 | 1/1 | | | | 1/1 | 1/1 | 1 | 4 | | | | 1 | | | 60:00 |
| 14 | TIAN Jianxia | 2/4 | 50 | 1/1 | | 0/2 | | | 1/1 | 1 | 2 | | | | | | | 18:49 |
| 16 | YE Qiang | | | | | | | | | | | 1 | | | | | | 30:00 |
| 18 | HAO Kexin | 5/14 | 36 | | | 5/13 | | 0/1 | | | 3 | | | 1 | | | | 41:11 |
| 19 | MIAO Qing | 2/3 | 67 | | | 2/3 | | | | | 4 | | | | | | | 41:03 |
| 20 | ZHU Wenxin | 1/2 | 50 | | | | 1/1 | | 0/1 | | | | | 1 | | | | 30:29 |
| Bench/Team | | | | | | | | | | | | | | | | | | |
| Totals | | 19/39 | 49 | 2/4 | 0/0 | 10/26 | 1/1 | 4/5 | 2/3 | 5 | 21 | 3 | 1 | 3 | 4 | 0 | 0 | |

| No. | Name | Total Shots | | 6m Shots | | Wing Shots | | 9m Shots | | 7m Shots | | Fast Breaks | | Breakthroughs | |
|---------------|-----------|-------------|----|----------|----|------------|----|----------|---|----------|---|-------------|----|---------------|----|
| | | S/S | % | S/S | % | S/S | % | S/S | % | S/S | % | S/S | % | S/S | % |
| 12 | WANG Long | 5/24 | 21 | 0/3 | 0 | 2/5 | 40 | 0/1 | 0 | 0/2 | 0 | 3/11 | 27 | 0/2 | 0 |
| 16 | YE Qiang | 6/20 | 30 | 1/2 | 50 | 3/8 | 38 | 0/1 | 0 | 0/2 | 0 | 1/5 | 20 | 1/2 | 50 |
| Totals | | 11/44 | 25 | 1/5 | 20 | 5/13 | 38 | 0/2 | 0 | 0/4 | 0 | 4/16 | 25 | 1/4 | 25 |

| Team Shots | Goals | Saves | Missed | Post | Blocked | Total | % |
|---------------|-------|-------|--------|------|---------|-------|-----|
| 6m Shots | 2 | 1 | 0 | 1 | 0 | 4 | 50 |
| Wing Shots | | | | | | | |
| 9m Shots | 10 | 8 | 3 | 2 | 3 | 26 | 38 |
| 7m Shots | 1 | 0 | 0 | 0 | n/a | 1 | 100 |
| Fast Breaks | 4 | 0 | 0 | 1 | 0 | 5 | 80 |
| Breakthroughs | 2 | 1 | 0 | 0 | 0 | 3 | 67 |
| Totals | 19 | 10 | 3 | 4 | 3 | 39 | 49 |

Number of Attacks: 58, Scoring Efficiency: 33%



OSC GYMNASIUM
 奥体中心体育馆
 GYMNASE DU CSO

TUE 星期二 MAR
 12 AUG 2008
 14:00

HANDBALL
 手球 / HANDBALL

MEN
 男子项目 / HOMMES

PRELIMINARY GROUP A - MATCH 9
 预赛A组 - 第9场 / PRÉLIMINAIRE GROUPE A - MATCH 9



MATCH TEAM STATISTICS
 参赛队技术统计 / STATISTIQUES DU MATCH PAR ÉQUIPE

CHN 19 - 33 FRA
 (7 - 19) (12 - 14)

Referees: (27) CANBRO R / (28) CLAESSON M (SWE)

CHN - China

Shots Distribution

| Players | | | Goals / Shots | | | |
|-----------|-----------|-----------------|---------------|-----------|----------|------------|
| 2 CUI L | 3 ZHU J | 5 YAN L | 6 CUI L | 7 ZHANG J | 8 ZHOU X | 11 ZHANG X |
| 0/1 | 0/1 | | | 1/1 | | |
| 1/1 | | | | 0/2 | 1/2 | |
| 1-Post | | | | 1-Post | | |
| 13 WANG X | 14 TIAN J | 18 HAO K | 19 MIAO Q | 20 ZHU W | | |
| | 1/1 | 1/1 | | | | |
| | | 0/1 | | | | |
| 1/1 | 2/2 | 0/1 | 2/2 | 1/3 | 1/1 | |
| | 1-Missed | 2-Missed 2-Post | 2-Blocked | 1-Blocked | | |

| Team | Offence | Defence | Goalkeepers |
|---------------|-------------------|-------------------|---------------|
| Goals / Shots | | | Saves / Shots |
| 1/1 | 2/3 Breakthroughs | 3/4 Breakthroughs | 3/4 |
| 0/1 | 3/4 | 0/1 | 2/7 |
| 5/6 | 1/1 | 0/0 | 1/2 |
| 3-Missed | 0/2 | 2/3 | 0/4 |
| 4-Post | 4/10 | 4/4 | 1/4 |
| 3-Blocked | 3/12 | 0/2 | 1/9 |
| | 4/5 Fast Breaks | 12/17 Fast Breaks | |
| | 1/1 7m | 4/4 7m | 12 WANG L |
| | 0/0 | 5/8 | 1/2 |
| | | | 0/2 |
| | | | 1/6 |
| | | | 16 YE Q |
| | | | 2/2 |
| | | | 1/4 |
| | | | 0/2 |
| | | | 1/1 |
| | | | 1/4 |
| | | | 0/3 |
| | | | 0/1 |
| | | | 1/3 |



MATCH TEAM STATISTICS

参赛队技术统计 / STATISTIQUES DU MATCH PAR ÉQUIPE

CHN 19 - 33 FRA

(7 - 19) (12 - 14)

Referees: (27) CANBRO R / (28) CLAESSION M (SWE)

FRA - France

| Players | | Shots | | | | | | | | Offence | | Defence | | Penalties | | | | TP |
|---------------|------------------|-------|-----|-----|------|-----|-----|-------|-----|---------|----|---------|----|-----------|------|----|----|-------|
| No. | Name | G/S | % | 6m | Wing | 9m | 7m | FB | BT | AS | TF | ST | BS | YC | 2Min | RC | EX | |
| 2 | FERNANDEZ Jerome | 1/3 | 33 | 0/1 | 0/1 | | | 1/1 | | 4 | | 1 | 1 | | | | | 35:44 |
| 3 | DINART Didier | 1/1 | 100 | 1/1 | | | | | | | 1 | 2 | 2 | | | | | 38:08 |
| 4 | BURDET Cedric | | | | | | | | | 1 | 1 | | | | | | | 15:26 |
| 5 | GILLE Guillaume | 1/1 | 100 | | | 1/1 | | | | 2 | | 3 | | 1 | 1 | | | 37:38 |
| 6 | GILLE Bertrand | 4/4 | 100 | | | | | 4/4 | | | | 2 | | | | | | 19:47 |
| 8 | NARCISSE Daniel | 3/5 | 60 | | | 1/3 | | 1/1 | 1/1 | 3 | 3 | 1 | | | | 1 | | 31:24 |
| 11 | GIRAULT Olivier | 2/3 | 67 | | 1/2 | | | 1/1 | | 1 | | | | 1 | | | | 30:00 |
| 12 | KARABOUE Daouda | | | | | | | | | | 1 | | | | | | | 30:00 |
| 13 | KARABATIC Nikola | 5/9 | 56 | 1/1 | | 0/1 | 2/2 | 1/3 | 1/2 | 5 | 1 | 2 | | 1 | | | | 37:20 |
| 14 | KEMPE Christophe | 2/2 | 100 | 1/1 | 1/1 | | | | | 2 | | | | | | | | 16:39 |
| 16 | OMEYER Thierry | | | | | | | | | | 1 | | | | | | | 30:00 |
| 18 | ABATI Joel | 4/5 | 80 | | 3/4 | | | 1/1 | | | 1 | | | | | | | 30:00 |
| 19 | ABALO Luc | 5/8 | 63 | | 2/3 | 0/1 | | 2/3 | 1/1 | 4 | 2 | | | | | | | 37:54 |
| 21 | GUIGOUE Michael | 5/8 | 63 | 1/1 | 1/2 | | 2/2 | 1/3 | | 4 | | | | | | | | 30:00 |
| | Bench/Team | | | | | | | | | | | | | | | | | |
| Totals | | 33/49 | 67 | 4/5 | 8/13 | 2/6 | 4/4 | 12/17 | 3/4 | 26 | 11 | 11 | 3 | 3 | 2 | 0 | 0 | |

| Goalkeepers | | Total Shots | | 6m Shots | | Wing Shots | | 9m Shots | | 7m Shots | | Fast Breaks | | Breakthroughs | |
|---------------|-----------------|-------------|----|----------|-----|------------|---|----------|----|----------|---|-------------|---|---------------|----|
| No. | Name | S/S | % | S/S | % | S/S | % | S/S | % | S/S | % | S/S | % | S/S | % |
| 12 | KARABOUE Daouda | 3/15 | 20 | 1/1 | 100 | | | 2/8 | 25 | 0/1 | 0 | 0/4 | 0 | 0/1 | 0 |
| 16 | OMEYER Thierry | 7/14 | 50 | 0/2 | 0 | | | 6/10 | 60 | | | | | 1/2 | 50 |
| Totals | | 10/29 | 34 | 1/3 | 33 | 0/0 | 0 | 8/18 | 44 | 0/1 | 0 | 0/4 | 0 | 1/3 | 33 |

| Team Shots | Goals | Saves | Missed | Post | Blocked | Total | % |
|---------------|-------|-------|--------|------|---------|-------|-----|
| 6m Shots | 4 | 1 | 0 | 0 | 0 | 5 | 80 |
| Wing Shots | 8 | 5 | 0 | 0 | 0 | 13 | 62 |
| 9m Shots | 2 | 0 | 2 | 1 | 1 | 6 | 33 |
| 7m Shots | 4 | 0 | 0 | 0 | n/a | 4 | 100 |
| Fast Breaks | 12 | 4 | 1 | 0 | 0 | 17 | 71 |
| Breakthroughs | 3 | 1 | 0 | 0 | 0 | 4 | 75 |
| Totals | 33 | 11 | 3 | 1 | 1 | 49 | 67 |

Number of Attacks: 59, Scoring Efficiency: 56%



OSC GYMNASIUM
 奥体中心体育馆
 GYMNASE DU CSO

TUE 星期二 MAR
 12 AUG 2008
 14:00

HANDBALL
 手球 / HANDBALL

MEN
 男子项目 / HOMMES

PRELIMINARY GROUP A - MATCH 9
 预赛A组 - 第9场 / PRÉLIMINAIRE GROUPE A - MATCH 9



MATCH TEAM STATISTICS
 参赛队技术统计 / STATISTIQUES DU MATCH PAR ÉQUIPE

CHN 19 - 33 FRA
 (7 - 19) (12 - 14)

Referees: (27) CANBRO R / (28) CLAEISSON M (SWE)

FRA - France

Shots Distribution

| Players | | | Goals / Shots | | | |
|----------------|------------|------------|---------------|-------------|-----------------|--------------|
| 2 FERNANDEZ J | 3 DINART D | 4 BURDET C | 5 GILLE G | 6 GILLE B | 8 NARCISSE D | 11 GIRAULT O |
| 0/1 | | | | | | 0/1 |
| 1/1 | | | 1/1 | | 1/1 | |
| | 1/1 | | | 2/2 | 1/1 | 1/1 |
| | | | | | 1/1 | 1/1 |
| | | | | | 1-Missed 1-Post | |
| 13 KARABATIC N | 14 KEMPE C | 18 ABATI J | 19 ABALO L | 21 GUIGOU M | | |
| 0/1 | 4/4 | | 1/2 | 1/2 | | |
| | 0/1 | | 1/1 | 1/1 | | |
| | | 2/2 | | 1/1 | | |
| | 1/1 | 1/1 | 0/1 | 2/2 | 0/1 | |
| 1-Missed | 1-Blocked | | 1-Missed | | | |

Team

Offence

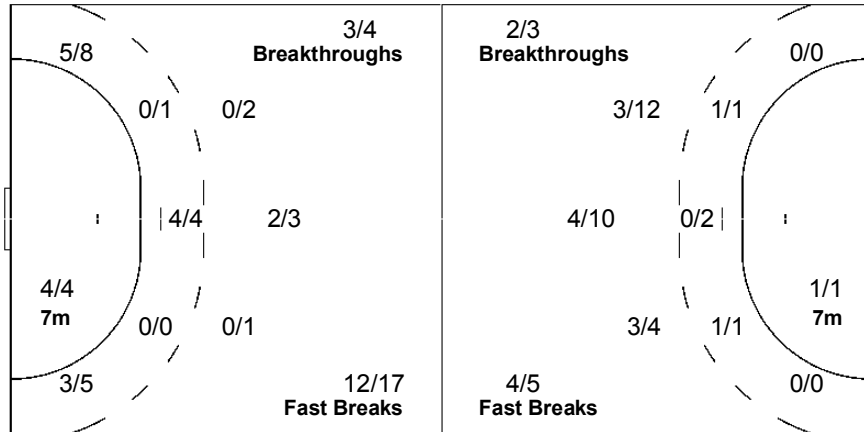
Defence

Goalkeepers

Goals / Shots

| | | |
|-----|-----|-----|
| 1/4 | 5/7 | 1/2 |
| 4/4 | 1/2 | 3/4 |
| 8/9 | 3/4 | 7/8 |

3-Missed 1-Post 1-Blocked



Saves / Shots

| | | |
|-----|-----|-----|
| 0/1 | | 0/2 |
| 1/1 | | 2/3 |
| 1/6 | 5/8 | 1/8 |

12 KARABOUE D

| | | |
|-----|-----|-----|
| | | 0/1 |
| | | 1/1 |
| 0/3 | 1/3 | 1/7 |

16 OMEYER T

| | | |
|-----|-----|-----|
| 0/1 | | 0/1 |
| 1/1 | | 1/2 |
| 1/3 | 4/5 | 0/1 |

| Legend: | | |
|------------|------------------|----------------------------------|
| % | Efficiency | 2Min 2 Minute Suspensions |
| AS | Assists | BS Blocked Shots |
| G/S | Goals/Shots | n/a not applicable |
| TF | Technical Faults | TP Time Played |
| 6m | 6-metre Shots | BT Breakthroughs |
| 7m | 7-metre Shots | EX Exclusions |
| 9m | 9-metre Shots | S/S Saves/Shots |
| | | RC Red Cards |
| | | Wing Wing Shots |
| | | YC Yellow Cards |
| | | FB Fast Breaks |
| | | ST Steals |



RESULTS
比赛成绩 / RÉSULTATS
ESP 30 - 29 POL
(16 - 17) (14 - 12)

Referees: (23) CHERNEGA I / (24) POLADENKO V (RUS)

ESP - Spain

| Players | | Shots | | | | | | | | Penalties | | | |
|------------|-----------------------|-------|-----|-----|------|------|-----|-----|-----|-----------|------|----|----|
| No. | Name | G/S | % | 6m | Wing | 9m | 7m | FB | BT | YC | 2Min | RC | EX |
| 1 | HOMBRADOS Jose Javier | | | | | | | | | | 1 | | |
| 2 | ENTRERRIOS Alberto | 4/8 | 50 | | | 3/7 | | | 1/1 | | | | |
| 4 | ROCAS Albert | 7/10 | 70 | | 4/6 | | 1/1 | 2/3 | | | | | |
| 5 | ENTRERRIOS Raul | 1/2 | 50 | | | 1/2 | | | | | | | |
| 6 | GARABAYA Ruben | 3/3 | 100 | 3/3 | | | | | | | | | |
| 7 | PRIETO Carlos | 1/1 | 100 | 1/1 | | | | | | 1 | | | |
| 8 | BELAUSTEGUI Jon | 1/2 | 50 | | | 0/1 | | 1/1 | | | | | |
| 11 | LOZANO Demetrio | 0/1 | 0 | | | 0/1 | | | | | | | |
| 15 | DAVIS David | 2/2 | 100 | | 1/1 | | | 1/1 | | 1 | | | |
| 16 | BARRUFET David | | | | | | | | | | | | |
| 17 | GARCIA Juan | 6/8 | 75 | 1/1 | 1/2 | | 4/5 | | | | | | |
| 18 | ROMERO Iker | 1/6 | 17 | | | 1/6 | | | | 1 | | | |
| 21 | MALMAGRO Cristian | 3/8 | 38 | 0/1 | | 3/7 | | | | | | | |
| 27 | TOMAS Victor | 1/2 | 50 | | 1/2 | | | | | | | | |
| Bench/Team | | | | | | | | | | | | | |
| Totals | | 30/53 | 57 | 5/6 | 7/11 | 8/24 | 5/6 | 4/5 | 1/1 | 3 | 1 | 0 | 0 |

| Goalkeepers | | Saves | | | | | | | |
|-------------|-----------------------|-------|----|-----|------|------|-----|------|-----|
| No. | Name | S/S | % | 6m | Wing | 9m | 7m | FB | BT |
| 1 | HOMBRADOS Jose Javier | 16/43 | 37 | 3/9 | | 9/18 | 0/2 | 2/10 | 2/4 |
| 16 | BARRUFET David | 0/2 | 0 | | | 0/1 | 0/1 | | |
| Totals | | 16/45 | 36 | 3/9 | 0/0 | 9/19 | 0/3 | 2/10 | 2/4 |

POL - Poland

| Players | | Shots | | | | | | | | Penalties | | | |
|------------|--------------------|-------|-----|-----|------|-------|-----|------|-----|-----------|------|----|----|
| No. | Name | G/S | % | 6m | Wing | 9m | 7m | FB | BT | YC | 2Min | RC | EX |
| 1 | SZMAL Slawomir | | | | | | | | | | | | |
| 2 | JASZKA Bartlomiej | 0/1 | 0 | | | 0/1 | | | | | | | |
| 3 | LIJEWSKI Krzysztof | 4/6 | 67 | | | 2/4 | | | 2/2 | | 1 | | |
| 5 | JACHLEWSKI Mateusz | 3/5 | 60 | 1/1 | | | | 2/3 | 0/1 | | | | |
| 6 | TKACZYK Grzegorz | 3/9 | 33 | 2/3 | | 1/6 | | | | 1 | 1 | | |
| 8 | BIELECKI Karol | 2/10 | 20 | | | 2/10 | | | | | | | |
| 9 | SIODMIAK Artur | 2/2 | 100 | 1/1 | | | | 1/1 | | | | | |
| 13 | JURECKI Bartosz | 3/4 | 75 | 1/2 | | 1/1 | | 1/1 | | | 1 | | |
| 14 | JURASIK Mariusz | 4/6 | 67 | 1/2 | | 2/3 | | 1/1 | | | | | |
| 15 | JURECKI Michal | 2/3 | 67 | | | 0/1 | | 2/2 | | 1 | 2 | | |
| 16 | WICHARY Marcin | | | | | | | | | | | | |
| 19 | TLUCZYNSKI Tomasz | 3/3 | 100 | | | | 3/3 | | | | | | |
| 22 | LIJEWSKI Marcin | 3/7 | 43 | | | 2/4 | | 1/2 | 0/1 | 1 | | | |
| 28 | PIWKO Pawel | | | | | | | | | | | | |
| Bench/Team | | | | | | | | | | 1 | | | |
| Totals | | 29/56 | 52 | 6/9 | 0/0 | 10/30 | 3/3 | 8/10 | 2/4 | 4 | 5 | 0 | 0 |

| Goalkeepers | | Saves | | | | | | | |
|-------------|----------------|-------|----|-----|------|------|-----|-----|-----|
| No. | Name | S/S | % | 6m | Wing | 9m | 7m | FB | BT |
| 1 | SZMAL Slawomir | 11/34 | 32 | 0/4 | 3/9 | 6/12 | 1/5 | 1/4 | |
| 16 | WICHARY Marcin | 1/8 | 13 | 0/1 | 0/1 | 1/3 | 0/1 | 0/1 | 0/1 |
| Totals | | 12/42 | 29 | 0/5 | 3/10 | 7/15 | 1/6 | 1/5 | 0/1 |

RUNNING SCORE

ESP - POL

1st Half

| | | | |
|---------------|-------------|--------------|-------------|
| MALMAGRO C | 1 (1') 0 | JURASIK M | 1 (1') 1 |
| MALMAGRO C | 2 (3') 1 | JACHLEWSKI M | 2 (3') 2 |
| GARCIA J | 3 (4') 2 | | |
| ENTRERRIOS A | 4 (7') 2 | | |
| BELAUSTEGUI J | 5 (7') 2 | | |
| | 5 (8') 3 | TKACZYK G | 6 (8') 3 |
| ROCAS A | 6 (9') 4 | JURECKI B | 6 (9') 5 |
| | 6 (9') 5 | SIODMIAK A | 6 (10') 6 |
| | 6 (10') 6 | JURASIK M | 7 (11') 6 |
| PRIETO C | 7 (11') 6 | | |
| ROMERO I | 8 (12') 6 | | |
| | 8 (13') 7 | TLUCZYNSKI T | 9 (14') 7 |
| ENTRERRIOS A | 9 (14') 7 | | |
| | 9 (14') 8 | JURECKI M | 10 (15') 8 |
| DAVIS D | 10 (15') 8 | | |
| ROCAS A | 11 (16') 8 | | |
| | 11 (17') 9 | TLUCZYNSKI T | 11 (18') 10 |
| | 11 (18') 10 | SIODMIAK A | 12 (19') 10 |
| ENTRERRIOS A | 12 (19') 10 | | |
| | 12 (20') 11 | LIJEWSKI K | 12 (21') 12 |
| | 12 (21') 12 | JURECKI B | 13 (22') 12 |
| MALMAGRO C | 13 (22') 12 | | |
| | 13 (22') 13 | LIJEWSKI K | 13 (23') 14 |
| | 13 (23') 14 | JACHLEWSKI M | 13 (25') 15 |
| | 13 (25') 15 | JURECKI B | 13 (26') 16 |
| | 13 (26') 16 | TLUCZYNSKI T | 13 (28') 17 |
| | 13 (28') 17 | LIJEWSKI K | 14 (28') 17 |
| GARCIA J | 14 (28') 17 | | |
| GARCIA J | 15 (29') 17 | | |
| DAVIS D | 16 (30') 17 | | |

2nd Half

| | | | |
|--------------|-------------|--------------|-------------|
| | 16 (31') 18 | JURASIK M | 17 (32') 18 |
| TOMAS V | 17 (32') 18 | | |
| | 17 (32') 19 | LIJEWSKI K | 18 (35') 19 |
| GARCIA J | 18 (35') 19 | | |
| | 18 (37') 20 | LIJEWSKI M | 18 (39') 21 |
| | 18 (39') 21 | BIELECKI K | 19 (39') 21 |
| GARABAYA R | 19 (40') 22 | LIJEWSKI M | 20 (41') 22 |
| GARCIA J | 20 (41') 22 | | |
| GARABAYA R | 21 (43') 22 | | |
| | 21 (44') 23 | TKACZYK G | 21 (45') 24 |
| | 21 (45') 24 | JURECKI M | 21 (45') 25 |
| | 21 (45') 25 | LIJEWSKI M | 22 (45') 25 |
| ENTRERRIOS A | 22 (45') 25 | | |
| | 22 (46') 26 | TKACZYK G | 22 (47') 27 |
| | 22 (47') 27 | JACHLEWSKI M | 23 (48') 27 |
| ROCAS A | 23 (48') 27 | | |
| ROCAS A | 24 (49') 27 | | |
| ROCAS A | 25 (50') 27 | | |
| | 25 (51') 28 | BIELECKI K | 26 (52') 28 |
| GARABAYA R | 26 (52') 28 | | |
| ROCAS A | 27 (53') 28 | | |
| ENTRERRIOS R | 28 (54') 28 | | |
| | 28 (55') 29 | JURASIK M | 29 (56') 29 |
| GARCIA J | 29 (56') 29 | | |
| ROCAS A | 30 (59') 29 | | |

Legend:

| | | | | | | | | | |
|-----|---------------|------|----------------------|----|---------------|-----|---------------|----|---------------|
| % | Efficiency | 2Min | 2 Minute Suspensions | 6m | 6-metre Shots | 7m | 7-metre Shots | 9m | 9-metre Shots |
| BT | Breakthroughs | EX | Exclusions | FB | Fast Breaks | G/S | Goals/Shots | RC | Red Cards |
| S/S | Saves/Shots | Wing | Wing Shots | YC | Yellow Cards | | | | |



MATCH TEAM STATISTICS

参赛队技术统计 / STATISTIQUES DU MATCH PAR ÉQUIPE

ESP 30 - 29 POL

(16 - 17) (14 - 12)

Referees: (23) CHERNEGA I / (24) POLADENKO V (RUS)

ESP - Spain

| No. | Name | Shots | | | | | | | | Offence | | Defence | | Penalties | | | TP | |
|---------------|-----------------------|-------|-----|-----|------|------|-----|-----|-----|---------|----|---------|----|-----------|------|----|----|-------|
| | | G/S | % | 6m | Wing | 9m | 7m | FB | BT | AS | TF | ST | BS | YC | 2Min | RC | | EX |
| 1 | HOMBRADOS Jose Javier | | | | | | | | | | | 1 | | | 1 | | | 57:53 |
| 2 | ENTRERRIOS Alberto | 4/8 | 50 | | | 3/7 | | | 1/1 | 4 | | | | | | | | 44:41 |
| 4 | ROCAS Albert | 7/10 | 70 | | 4/6 | | 1/1 | 2/3 | | 1 | 1 | | | | | | | 46:09 |
| 5 | ENTRERRIOS Raul | 1/2 | 50 | | | 1/2 | | | | 3 | 1 | | | | | | | 25:24 |
| 6 | GARABAYA Ruben | 3/3 | 100 | 3/3 | | | | | | 2 | | | | | | | | 40:31 |
| 7 | PRIETO Carlos | 1/1 | 100 | 1/1 | | | | | | 1 | 1 | | 5 | 1 | | | | 33:29 |
| 8 | BELAUSTEGUI Jon | 1/2 | 50 | | | 0/1 | | 1/1 | | | 1 | 1 | 1 | | | | | 22:52 |
| 11 | LOZANO Demetrio | 0/1 | 0 | | | 0/1 | | | | | 1 | | 2 | | | | | 11:34 |
| 15 | DAVIS David | 2/2 | 100 | | 1/1 | | | 1/1 | | 2 | | 1 | | 1 | | | | 36:23 |
| 16 | BARRUFET David | | | | | | | | | | | | | | | | | 1:25 |
| 17 | GARCIA Juan | 6/8 | 75 | 1/1 | 1/2 | | 4/5 | | | | 1 | | | | | | | 23:48 |
| 18 | ROMERO Iker | 1/6 | 17 | | | 1/6 | | | | 2 | 2 | | 1 | 1 | | | | 40:40 |
| 21 | MALMAGRO Cristian | 3/8 | 38 | 0/1 | | 3/7 | | | | 3 | 1 | | | | | | | 23:33 |
| 27 | TOMAS Victor | 1/2 | 50 | | 1/2 | | | | | 1 | 1 | 1 | | | | | | 11:38 |
| | Bench/Team | | | | | | | | | | | | | | | | | |
| Totals | | 30/53 | 57 | 5/6 | 7/11 | 8/24 | 5/6 | 4/5 | 1/1 | 19 | 10 | 4 | 9 | 3 | 1 | 0 | 0 | |

| No. | Name | Total Shots | | 6m Shots | | Wing Shots | | 9m Shots | | 7m Shots | | Fast Breaks | | Breakthroughs | |
|---------------|-----------------------|-------------|----|----------|----|------------|---|----------|----|----------|---|-------------|----|---------------|----|
| | | S/S | % | S/S | % | S/S | % | S/S | % | S/S | % | S/S | % | S/S | % |
| 1 | HOMBRADOS Jose Javier | 16/43 | 37 | 3/9 | 33 | | | 9/18 | 50 | 0/2 | 0 | 2/10 | 20 | 2/4 | 50 |
| 16 | BARRUFET David | 0/2 | 0 | | | | | 0/1 | 0 | 0/1 | 0 | | | | |
| Totals | | 16/45 | 36 | 3/9 | 33 | 0/0 | 0 | 9/19 | 47 | 0/3 | 0 | 2/10 | 20 | 2/4 | 50 |

| Team Shots | Goals | Saves | Missed | Post | Blocked | Total | % |
|---------------|-------|-------|--------|------|---------|-------|-----|
| 6m Shots | 5 | 0 | 1 | 0 | 0 | 6 | 83 |
| Wing Shots | 7 | 3 | 0 | 1 | 0 | 11 | 64 |
| 9m Shots | 8 | 7 | 2 | 1 | 6 | 24 | 33 |
| 7m Shots | 5 | 1 | 0 | 0 | n/a | 6 | 83 |
| Fast Breaks | 4 | 1 | 0 | 0 | 0 | 5 | 80 |
| Breakthroughs | 1 | 0 | 0 | 0 | 0 | 1 | 100 |
| Totals | 30 | 12 | 3 | 2 | 6 | 53 | 57 |

Number of Attacks: 57, Scoring Efficiency: 53%



MATCH TEAM STATISTICS
 参赛队技术统计 / STATISTIQUES DU MATCH PAR ÉQUIPE

ESP 30 - 29 POL
 (16 - 17) (14 - 12)

Referees: (23) CHERNEGA I / (24) POLADENKO V (RUS)

ESP - Spain

Shots Distribution

Players
Goals / Shots

| 2 ENTRERRIOS A | 4 ROCAS A | 5 ENTRERRIOS R | 6 GARABAYA R | 7 PRIETO C | 8 BELAUSTEGUI J | 11 LOZANO D |
|----------------|-----------|----------------|--------------|------------|-----------------|-------------|
| 2/2 | 0/1 | | | | | 0/1 |
| | 1/1 | 0/1 | | | 1/1 | |
| | 1/1 | | | 1/1 | | |
| 2/2 | 2/2 | 1/1 | 1/1 | 0/1 | | |
| | | 0/1 | 1/1 | | | |
| | | | 2/2 | 1/1 | | |
| | | | | | 0/1 | |

3-Blocked 1-Post

| 15 DAVIS D | 17 GARCIA J | 18 ROMERO I | 21 MALMAGRO C | 27 TOMAS V |
|------------|-------------|-------------|---------------|------------|
| 1/1 | | 1/1 | | |
| | 0/1 | | | 0/1 |
| | | | | |
| | 2/2 | 2/3 | 1/1 | |
| | | 0/1 | 2/2 | 0/1 |
| | | | 0/1 | 1/2 |
| | | | | 1/1 |

2-Missed 2-Blocked 1-Missed 1-Post 1-Blocked

Team

Offence

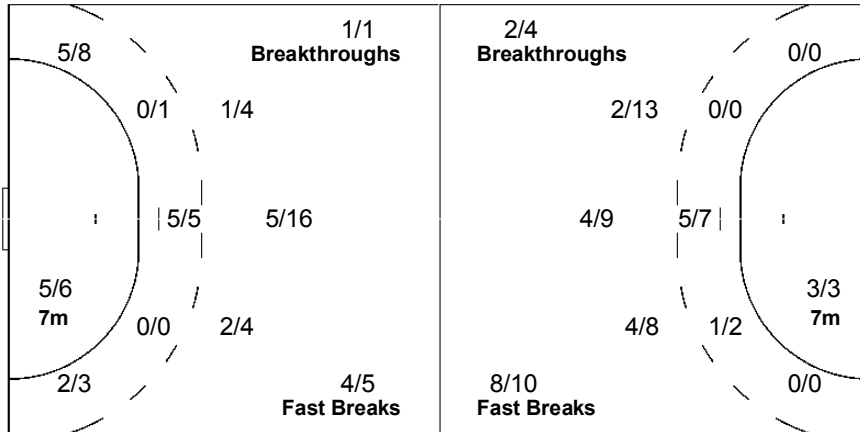
Defence

Goalkeepers

Goals / Shots

| | | |
|------|-----|-----|
| 5/6 | 0/2 | 4/5 |
| 1/1 | 0/1 | 1/2 |
| 9/11 | 5/8 | 5/6 |

3-Missed 2-Post 6-Blocked



Saves / Shots

| | | |
|------|-----|------|
| 0/2 | 1/1 | 1/3 |
| 3/5 | 1/1 | 1/3 |
| 5/15 | 2/4 | 2/11 |

1 HOMBRADOS JJ

| | | |
|------|-----|------|
| 0/2 | 1/1 | 1/3 |
| 3/5 | 1/1 | 1/3 |
| 5/14 | 2/4 | 2/10 |

16 BARRUFET D

| | | |
|-----|--|-----|
| | | |
| 0/1 | | 0/1 |



MATCH TEAM STATISTICS

参赛队技术统计 / STATISTIQUES DU MATCH PAR ÉQUIPE

ESP 30 - 29 POL

(16 - 17) (14 - 12)

Referees: (23) CHERNEGA I / (24) POLADENKO V (RUS)

POL - Poland

| No. | Name | Shots | | | | | | | | Offence | | Defence | | Penalties | | | | TP |
|---------------|--------------------|-------|-----|-----|------|-------|-----|------|-----|---------|----|---------|----|-----------|------|----|----|-------|
| | | G/S | % | 6m | Wing | 9m | 7m | FB | BT | AS | TF | ST | BS | YC | 2Min | RC | EX | |
| 1 | SZMAL Sławomir | | | | | | | | | | | | | | | | | 48:37 |
| 2 | JASZKA Bartłomiej | 0/1 | 0 | | | 0/1 | | | | 2 | | 1 | | | | | | 18:53 |
| 3 | LIJEWSKI Krzysztof | 4/6 | 67 | | | 2/4 | | | | 1 | 1 | | | | 1 | | | 27:34 |
| 5 | JACHLEWSKI Mateusz | 3/5 | 60 | 1/1 | | | | 2/3 | 0/1 | | | | | | | | | 59:07 |
| 6 | TKACZYK Grzegorz | 3/9 | 33 | 2/3 | | 1/6 | | | | 1 | 2 | | 2 | 1 | 1 | | | 41:56 |
| 8 | BIELECKI Karol | 2/10 | 20 | | | 2/10 | | | | | | 1 | | | | | | 26:48 |
| 9 | SIODMIAK Artur | 2/2 | 100 | 1/1 | | | | 1/1 | | | | 1 | | | | | | 24:02 |
| 13 | JURECKI Bartosz | 3/4 | 75 | 1/2 | | 1/1 | | 1/1 | | 2 | 1 | | | | 1 | | | 34:03 |
| 14 | JURASIK Mariusz | 4/6 | 67 | 1/2 | | 2/3 | | 1/1 | | 1 | | 1 | | | | | | 60:00 |
| 15 | JURECKI Michał | 2/3 | 67 | | | 0/1 | | 2/2 | | 3 | 2 | 1 | 2 | 1 | 2 | | | 32:16 |
| 16 | WICHARY Marcin | | | | | | | | | 1 | 1 | | | | | | | 11:22 |
| 19 | TLUCZYŃSKI Tomasz | 3/3 | 100 | | | | 3/3 | | | | | | | | | | | 0:59 |
| 22 | LIJEWSKI Marcin | 3/7 | 43 | | | 2/4 | | 1/2 | 0/1 | 3 | 3 | | 1 | 1 | | | | 34:23 |
| 28 | PIWKO Paweł | | | | | | | | | | | | | | | | | |
| | Bench/Team | | | | | | | | | | | | | 1 | | | | |
| Totals | | 29/56 | 52 | 6/9 | 0/0 | 10/30 | 3/3 | 8/10 | 2/4 | 14 | 10 | 4 | 6 | 4 | 5 | 0 | 0 | |

| No. | Name | Total Shots | | 6m Shots | | Wing Shots | | 9m Shots | | 7m Shots | | Fast Breaks | | Breakthroughs | |
|---------------|----------------|-------------|----|----------|---|------------|----|----------|----|----------|----|-------------|----|---------------|---|
| | | S/S | % | S/S | % | S/S | % | S/S | % | S/S | % | S/S | % | S/S | % |
| 1 | SZMAL Sławomir | 11/34 | 32 | 0/4 | 0 | 3/9 | 33 | 6/12 | 50 | 1/5 | 20 | 1/4 | 25 | | |
| 16 | WICHARY Marcin | 1/8 | 13 | 0/1 | 0 | 0/1 | 0 | 1/3 | 33 | 0/1 | 0 | 0/1 | 0 | 0/1 | 0 |
| Totals | | 12/42 | 29 | 0/5 | 0 | 3/10 | 30 | 7/15 | 47 | 1/6 | 17 | 1/5 | 20 | 0/1 | 0 |

| Team Shots | Goals | Saves | Missed | Post | Blocked | Total | % |
|---------------|-------|-------|--------|------|---------|-------|-----|
| 6m Shots | 6 | 3 | 0 | 0 | 0 | 9 | 67 |
| Wing Shots | | | | | | | |
| 9m Shots | 10 | 9 | 1 | 3 | 7 | 30 | 33 |
| 7m Shots | 3 | 0 | 0 | 0 | n/a | 3 | 100 |
| Fast Breaks | 8 | 2 | 0 | 0 | 0 | 10 | 80 |
| Breakthroughs | 2 | 2 | 0 | 0 | 0 | 4 | 50 |
| Totals | 29 | 16 | 1 | 3 | 7 | 56 | 52 |

Number of Attacks: 58, Scoring Efficiency: 50%



MATCH TEAM STATISTICS

参赛队技术统计 / STATISTIQUES DU MATCH PAR ÉQUIPE

ESP 30 - 29 POL
 (16 - 17) (14 - 12)

Referees: (23) CHERNEGA I / (24) POLADENKO V (RUS)

POL - Poland

Shots Distribution

| Players | | | Goals / Shots | | | |
|--------------------|--------------|-----------------|------------------|------------------|--------------|--------------|
| 2 JASZKA B | 3 LIJEWSKI K | 5 JACHLEWSKI M | 6 TKACZYK G | 8 BIELECKI K | 9 SIODMIAK A | 13 JURECKI B |
| 0/1 | 2/3 | 2/3 | 1/1 | 1/3 | 1/1 | |
| | 1-Post | 1/2 | 1-Post 2-Blocked | 1-Post 3-Blocked | | |
| 14 JURASIK M | 15 JURECKI M | 19 TLUCZYNSKI T | 22 LIJEWSKI M | 28 PIWKO P | | |
| 1/2 | 2/2 | 1/1 | 1/1 | 1/2 | | |
| 1-Blocked 1-Missed | | 1/1 1/1 1/1 | 1-Blocked | | | |

Team

Offence

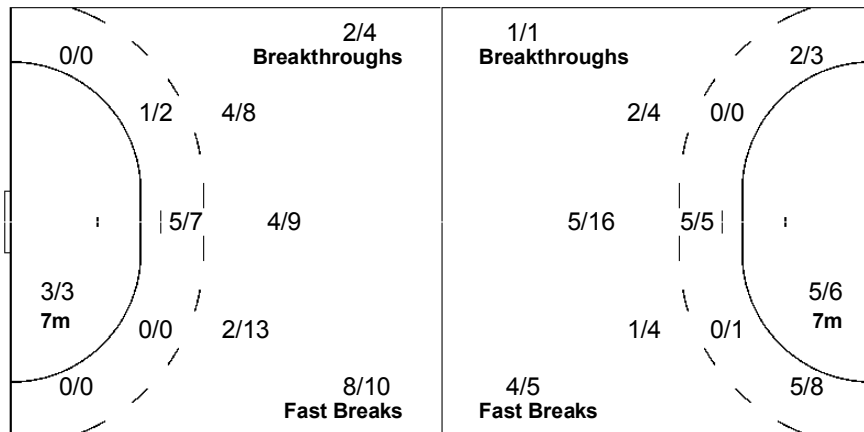
Defence

Goalkeepers

Goals / Shots

Saves / Shots

| | | |
|----------|--------|-----------|
| 2/2 | 0/1 | 2/3 |
| 2/5 | 0/1 | 2/3 |
| 10/15 | 2/4 | 9/11 |
| 1-Missed | 3-Post | 7-Blocked |



| | | |
|------|-----|-----|
| 1/6 | 2/2 | 1/5 |
| 0/1 | 1/1 | 1/2 |
| 2/11 | 3/8 | 1/6 |

1 SZMAL S

| | | |
|-----|-----|-----|
| 1/5 | 2/2 | 1/4 |
| | 1/1 | 1/2 |
| 2/7 | 3/8 | 0/5 |

16 WICHARY M

| | | |
|-----|--|-----|
| 0/1 | | 0/1 |
| 0/1 | | |
| 0/4 | | 1/1 |

| Legend: | | | | | | | |
|---------|------------------|------|----------------------|------|---------------|-----|---------------|
| % | Efficiency | 2Min | 2 Minute Suspensions | 6m | 6-metre Shots | 7m | 7-metre Shots |
| AS | Assists | BS | Blocked Shots | BT | Breakthroughs | EX | Exclusions |
| G/S | Goals/Shots | n/a | not applicable | RC | Red Cards | S/S | Saves/Shots |
| TF | Technical Faults | TP | Time Played | Wing | Wing Shots | YC | Yellow Cards |
| | | | | | | 9m | 9-metre Shots |
| | | | | | | FB | Fast Breaks |
| | | | | | | ST | Steals |



RESULTS

比赛成绩 / RÉSULTATS

POL 28 - 25 BRA

(14 - 15) (14 - 10)

Referees: (15) KARBAS-CHI M / (16) KOLAHDOUZAN M (IRI)

RUNNING SCORE

POL - BRA

POL - Poland

| Players | | Shots | | | | | | | | Penalties | | | |
|---------|--------------------|-------|-----|------|------|------|-----|-----|-----|-----------|------|----|----|
| No. | Name | G/S | % | 6m | Wing | 9m | 7m | FB | BT | YC | 2Min | RC | EX |
| 1 | SZMAL Slawomir | | | | | | | | | | | | |
| 2 | JASZKA Bartlomiej | | | | | | | | | | | | |
| 3 | LIJEWSKI Krzysztof | 1/2 | 50 | | | 0/1 | | 1/1 | | | | | |
| 5 | JACHLEWSKI Mateusz | 3/4 | 75 | | 1/1 | | | 2/2 | 0/1 | | | | |
| 6 | TKACZYK Grzegorz | 4/11 | 36 | 1/5 | | 3/4 | | 0/1 | 0/1 | | | | |
| 8 | BIELECKI Karol | 1/2 | 50 | | | 1/2 | | | | | | | |
| 9 | SIODMIAK Artur | 1/1 | 100 | 1/1 | | | | | | 1 | | | |
| 13 | JURECKI Bartosz | 6/8 | 75 | 5/7 | | | | | 1/1 | 1 | | | |
| 14 | JURASIK Mariusz | 3/3 | 100 | | 1/1 | | | 1/1 | 1/1 | | | | |
| 15 | JURECKI Michal | 1/2 | 50 | | | 1/1 | | 0/1 | | 1 | 1 | | |
| 16 | WICHARY Marcin | | | | | | | | | | | | |
| 19 | TLUCZYNSKI Tomasz | 6/6 | 100 | | 2/2 | | 3/3 | 1/1 | | | | | |
| 22 | LIJEWSKI Marcin | 1/3 | 33 | | | 1/3 | | | | | 1 | | |
| 28 | PIWKO Pawel | 1/3 | 33 | | 1/1 | | | 0/2 | | | | | |
| | Bench/Team | | | | | | | | | | | | |
| | Totals | 28/45 | 62 | 7/13 | 5/5 | 6/11 | 3/3 | 5/9 | 2/4 | 3 | 2 | 0 | 0 |

| Goalkeepers | | Saves | | | | | | | |
|-------------|----------------|-------|----|-----|------|------|-----|-----|-----|
| No. | Name | S/S | % | 6m | Wing | 9m | 7m | FB | BT |
| 1 | SZMAL Slawomir | 11/33 | 33 | 1/8 | 1/2 | 8/14 | 0/1 | 1/7 | 0/1 |
| 16 | WICHARY Marcin | 1/4 | 25 | | 1/3 | 0/1 | | | |
| | Totals | 12/37 | 32 | 1/8 | 2/5 | 8/15 | 0/1 | 1/7 | 0/1 |

BRA - Brazil

| Players | | Shots | | | | | | | | Penalties | | | |
|---------|------------------------|-------|-----|-----|------|------|-----|-----|-----|-----------|------|----|----|
| No. | Name | G/S | % | 6m | Wing | 9m | 7m | FB | BT | YC | 2Min | RC | EX |
| 1 | SANTOS Maik | | | | | | | | | | | | |
| 3 | PACHECO FILHO Fernando | 1/4 | 25 | | | 1/4 | | | | 1 | | | |
| 5 | ERTEL Carlos | 3/3 | 100 | 3/3 | | | | | | | | | |
| 7 | RUY Renato | 3/7 | 43 | 1/1 | 2/5 | | | 0/1 | | | | | |
| 8 | SOUZA Bruno | 4/9 | 44 | 1/1 | | 3/8 | | | | | 1 | | |
| 9 | BORTOLINI Leonardo | 5/8 | 63 | 2/2 | | 3/5 | 0/1 | | | | | | |
| 10 | JUSTINO Helio | 0/1 | 0 | | 0/1 | | | | | | | | |
| 12 | VASCONCELOS Alexandre | | | | | | | | | | | | |
| 13 | LAUREANO Silvio | | | | | | | | | | | | |
| 14 | SILVA Alexandre | | | | | | | | | | | | |
| 17 | RIBEIRO Felipe | 7/10 | 70 | 0/1 | 1/2 | | 1/1 | 4/5 | 1/1 | 1 | | | |
| 18 | SANTANA Bruno | 1/1 | 100 | | | | | 1/1 | | 1 | | | |
| 19 | PIZZINATO Jardel | | | | | | | | | | 2 | | |
| 28 | OLIVEIRA Guilherme | 1/4 | 25 | | | 0/2 | | 1/2 | | | 2 | | |
| | Bench/Team | | | | | | | | | | | | |
| | Totals | 25/47 | 53 | 7/8 | 3/8 | 7/19 | 1/2 | 6/9 | 1/1 | 3 | 5 | 0 | 0 |

| Goalkeepers | | Saves | | | | | | | |
|-------------|-----------------------|-------|----|------|------|------|-----|-----|-----|
| No. | Name | S/S | % | 6m | Wing | 9m | 7m | FB | BT |
| 1 | SANTOS Maik | 10/23 | 43 | 4/10 | 0/2 | 3/4 | 0/1 | 2/5 | 1/1 |
| 12 | VASCONCELOS Alexandre | 4/19 | 21 | 1/2 | 0/3 | 2/7 | 0/2 | 0/2 | 1/3 |
| | Totals | 14/42 | 33 | 5/12 | 0/5 | 5/11 | 0/3 | 2/7 | 2/4 |

1st Half

| | |
|-------------|-----------------|
| 0 (1') 1 | OLIVEIRA G |
| 1 (2') 1 | JURECKI B |
| 2 (5') 1 | TLUCZYNSKI T |
| 2 (8') 2 | RUY R |
| 3 (7') 2 | JURASIK M |
| 3 (8') 3 | ERTEL C |
| 4 (9') 3 | JURASIK M |
| 4 (10') 4 | PACHECO FILHO F |
| 5 (12') 4 | TLUCZYNSKI T |
| 6 (13') 4 | LIJEWSKI K |
| 6 (13') 5 | BORTOLINI L |
| 6 (15') 6 | RIBEIRO F |
| 6 (18') 7 | BORTOLINI L |
| 6 (18') 8 | RIBEIRO F |
| 6 (19') 9 | SANTANA B |
| 7 (20') 9 | TKACZYK G |
| 7 (21') 10 | RIBEIRO F |
| 8 (22') 10 | PIWKO P |
| 9 (23') 10 | LIJEWSKI M |
| 9 (23') 11 | BORTOLINI L |
| 9 (25') 12 | ERTEL C |
| 10 (25') 12 | TKACZYK G |
| 10 (26') 13 | RUY R |
| 11 (27') 13 | TKACZYK G |
| 11 (27') 14 | SOUZA B |
| 12 (27') 14 | SIODMIAK A |
| 13 (29') 14 | TLUCZYNSKI T |
| 14 (30') 14 | BIELECKI K |
| 14 (30') 15 | RUY R |

2nd Half

| | |
|-------------|--------------|
| 14 (32') 16 | ERTEL C |
| 14 (33') 17 | RIBEIRO F |
| 15 (37') 17 | TLUCZYNSKI T |
| 15 (40') 18 | RIBEIRO F |
| 15 (41') 19 | SOUZA B |
| 16 (42') 19 | JURASIK M |
| 17 (44') 19 | JACHLEWSKI M |
| 18 (45') 19 | JURECKI B |
| 18 (46') 20 | RIBEIRO F |
| 19 (46') 20 | TLUCZYNSKI T |
| 20 (48') 20 | TKACZYK G |
| 20 (48') 21 | SOUZA B |
| 21 (49') 21 | JURECKI M |
| 21 (49') 22 | SOUZA B |
| 22 (50') 22 | TLUCZYNSKI T |
| 23 (51') 22 | JACHLEWSKI M |
| 24 (52') 22 | JURECKI B |
| 24 (53') 23 | RIBEIRO F |
| 25 (53') 23 | JURECKI B |
| 26 (55') 23 | JACHLEWSKI M |
| 26 (57') 24 | BORTOLINI L |
| 27 (58') 24 | JURECKI B |
| 28 (60') 24 | JURECKI B |
| 28 (60') 25 | BORTOLINI L |

Legend:

| | | | | | | | | | |
|-----|---------------|------|----------------------|----|---------------|-----|---------------|----|---------------|
| % | Efficiency | 2Min | 2 Minute Suspensions | 6m | 6-metre Shots | 7m | 7-metre Shots | 9m | 9-metre Shots |
| BT | Breakthroughs | EX | Exclusions | FB | Fast Breaks | G/S | Goals/Shots | RC | Red Cards |
| S/S | Saves/Shots | Wing | Wing Shots | YC | Yellow Cards | | | | |



MATCH TEAM STATISTICS

参赛队技术统计 / STATISTIQUES DU MATCH PAR ÉQUIPE

POL 28 - 25 BRA

(14 - 15) (14 - 10)

Referees: (15) KARBAS-CHI M / (16) KOLAHDOUZAN M (IRI)

POL - Poland

| No. | Name | Shots | | | | | | | | Offence | | Defence | | Penalties | | | | TP |
|-----|--------------------|-------|-----|------|------|------|-----|-----|-----|---------|----|---------|----|-----------|------|----|----|-------|
| | | G/S | % | 6m | Wing | 9m | 7m | FB | BT | AS | TF | ST | BS | YC | 2Min | RC | EX | |
| 1 | SZMAL Sławomir | | | | | | | | | | | | | | | | | 54:32 |
| 2 | JASZKA Bartłomiej | | | | | | | | | | 2 | 1 | | | | | | 9:04 |
| 3 | LIJEWSKI Krzysztof | 1/2 | 50 | | | 0/1 | | 1/1 | | 3 | 1 | | 1 | | | | | 33:54 |
| 5 | JACHLEWSKI Mateusz | 3/4 | 75 | | 1/1 | | | 2/2 | 0/1 | | | | | | | | | 25:36 |
| 6 | TKACZYK Grzegorz | 4/11 | 36 | 1/5 | | 3/4 | | 0/1 | 0/1 | 4 | 2 | | | | | | | 51:24 |
| 8 | BIELECKI Karol | 1/2 | 50 | | | 1/2 | | | | 1 | 1 | | | | | | | 8:24 |
| 9 | SIODMIAK Artur | 1/1 | 100 | 1/1 | | | | | | 1 | 1 | 1 | | 1 | | | | 28:17 |
| 13 | JURECKI Bartosz | 6/8 | 75 | 5/7 | | | | | 1/1 | 1 | 3 | | | 1 | | | | 28:46 |
| 14 | JURASIK Mariusz | 3/3 | 100 | | 1/1 | | | 1/1 | 1/1 | 1 | 1 | | | | | | | 51:14 |
| 15 | JURECKI Michał | 1/2 | 50 | | | 1/1 | | 0/1 | | 2 | 1 | 1 | | 1 | 1 | | | 42:01 |
| 16 | WICHARY Marcin | | | | | | | | | | | | | | | | | 5:28 |
| 19 | TLUCZYŃSKI Tomasz | 6/6 | 100 | | 2/2 | | 3/3 | 1/1 | | | 1 | 1 | | | | | | 34:24 |
| 22 | LIJEWSKI Marcin | 1/3 | 33 | | | 1/3 | | | | 4 | 3 | | | | | 1 | | 38:10 |
| 28 | PIWKO Paweł | 1/3 | 33 | | 1/1 | | | 0/2 | | | | | | | | | | 8:46 |
| | Bench/Team | | | | | | | | | | | | | | | | | |
| | Totals | 28/45 | 62 | 7/13 | 5/5 | 6/11 | 3/3 | 5/9 | 2/4 | 17 | 16 | 4 | 1 | 3 | 2 | 0 | 0 | |

| No. | Name | Total Shots | | 6m Shots | | Wing Shots | | 9m Shots | | 7m Shots | | Fast Breaks | | Breakthroughs | |
|-----|----------------|-------------|----|----------|----|------------|----|----------|----|----------|---|-------------|----|---------------|---|
| | | S/S | % | S/S | % | S/S | % | S/S | % | S/S | % | S/S | % | S/S | % |
| 1 | SZMAL Sławomir | 11/33 | 33 | 1/8 | 13 | 1/2 | 50 | 8/14 | 57 | 0/1 | 0 | 1/7 | 14 | 0/1 | 0 |
| 16 | WICHARY Marcin | 1/4 | 25 | | | 1/3 | 33 | 0/1 | 0 | | | | | | |
| | Totals | 12/37 | 32 | 1/8 | 13 | 2/5 | 40 | 8/15 | 53 | 0/1 | 0 | 1/7 | 14 | 0/1 | 0 |

| Team Shots | Goals | Saves | Missed | Post | Blocked | Total | % |
|---------------|-------|-------|--------|------|---------|-------|-----|
| 6m Shots | 7 | 5 | 1 | 0 | 0 | 13 | 54 |
| Wing Shots | 5 | 0 | 0 | 0 | 0 | 5 | 100 |
| 9m Shots | 6 | 5 | 0 | 0 | 0 | 11 | 55 |
| 7m Shots | 3 | 0 | 0 | 0 | n/a | 3 | 100 |
| Fast Breaks | 5 | 2 | 1 | 1 | 0 | 9 | 56 |
| Breakthroughs | 2 | 2 | 0 | 0 | 0 | 4 | 50 |
| Totals | 28 | 14 | 2 | 1 | 0 | 45 | 62 |

Number of Attacks: 56, Scoring Efficiency: 50%



OSC GYMNASIUM
 奥体中心体育馆
 GYMNASE DU CSO

THU 星期四 JEU
 14 AUG 2008
 10:45

HANDBALL
 手球 / HANDBALL

MEN
 男子项目 / HOMMES

PRELIMINARY GROUP A - MATCH 14
 预赛A组 - 第14场 / PRÉLIMINAIRE GROUPE A - MATCH 14



MATCH TEAM STATISTICS
 参赛队技术统计 / STATISTIQUES DU MATCH PAR ÉQUIPE

POL 28 - 25 BRA
 (14 - 15) (14 - 10)

Referees: (15) KARBAS-CHI M / (16) KOLAHDOUZAN M (IRI)

POL - Poland

Shots Distribution

| Players | | | Goals / Shots | | | |
|-----------------|--------------|-----------------|---------------|--------------|--------------|--------------|
| 2 JASZKA B | 3 LIJEWSKI K | 5 JACHLEWSKI M | 6 TKACZYK G | 8 BIELECKI K | 9 SIODMIAK A | 13 JURECKI B |
| | | | 0/2 1/1 | 1/1 | | 2/3 1/1 |
| | | | 0/1 0/1 0/2 | 0/1 | | 1/2 |
| | | | 1/1 2/2 1/1 | | 1/1 | 1/1 1/1 |
| 1-Missed | | | | | | |
| 14 JURASIK M | 15 JURECKI M | 19 TLUCZYNSKI T | 22 LIJEWSKI M | 28 PIWKO P | | |
| 1/1 | | 1/1 | | 1/1 | | |
| | 1/1 | 2/2 | 0/1 | | | |
| 2/2 | 0/1 | 2/2 1/1 | | 1/2 | | |
| 1-Missed 1-Post | | | | | | |

| Team | Offence | Defence | Goalkeepers | | | | | | | | | | | | | | | | | | | | | | | | | | | | | | | | | |
|---|---------|---------|---------------|-----|-----|-----|-----|-----|------|--|--|--|-----|-----|-----|-----|-----|-----|-----|-----|-----|-----|-----|-----|-----|-----|-----|-----|-----|-----|-----|--|--|--|-----|--|
| Goals / Shots | | | Saves / Shots | | | | | | | | | | | | | | | | | | | | | | | | | | | | | | | | | |
| <table border="1"> <tr><td>4/5</td><td>1/3</td><td>3/3</td></tr> <tr><td>1/6</td><td>0/1</td><td>4/6</td></tr> <tr><td>5/5</td><td>3/3</td><td>7/10</td></tr> </table> <p>2-Missed 1-Post</p> | 4/5 | 1/3 | 3/3 | 1/6 | 0/1 | 4/6 | 5/5 | 3/3 | 7/10 | | | <table border="1"> <tr><td>1/3</td><td>3/5</td><td>1/3</td></tr> <tr><td>1/5</td><td>1/1</td><td>3/5</td></tr> <tr><td>1/3</td><td>1/5</td><td>0/7</td></tr> </table> <p>1 SZMAL S</p> <table border="1"> <tr><td>1/3</td><td>3/5</td><td>1/3</td></tr> <tr><td>1/4</td><td>1/1</td><td>3/5</td></tr> <tr><td>1/3</td><td>0/2</td><td>0/7</td></tr> </table> <p>16 WICHARY M</p> <table border="1"> <tr><td>0/1</td><td></td><td></td></tr> <tr><td></td><td>1/3</td><td></td></tr> </table> | 1/3 | 3/5 | 1/3 | 1/5 | 1/1 | 3/5 | 1/3 | 1/5 | 0/7 | 1/3 | 3/5 | 1/3 | 1/4 | 1/1 | 3/5 | 1/3 | 0/2 | 0/7 | 0/1 | | | | 1/3 | |
| 4/5 | 1/3 | 3/3 | | | | | | | | | | | | | | | | | | | | | | | | | | | | | | | | | | |
| 1/6 | 0/1 | 4/6 | | | | | | | | | | | | | | | | | | | | | | | | | | | | | | | | | | |
| 5/5 | 3/3 | 7/10 | | | | | | | | | | | | | | | | | | | | | | | | | | | | | | | | | | |
| 1/3 | 3/5 | 1/3 | | | | | | | | | | | | | | | | | | | | | | | | | | | | | | | | | | |
| 1/5 | 1/1 | 3/5 | | | | | | | | | | | | | | | | | | | | | | | | | | | | | | | | | | |
| 1/3 | 1/5 | 0/7 | | | | | | | | | | | | | | | | | | | | | | | | | | | | | | | | | | |
| 1/3 | 3/5 | 1/3 | | | | | | | | | | | | | | | | | | | | | | | | | | | | | | | | | | |
| 1/4 | 1/1 | 3/5 | | | | | | | | | | | | | | | | | | | | | | | | | | | | | | | | | | |
| 1/3 | 0/2 | 0/7 | | | | | | | | | | | | | | | | | | | | | | | | | | | | | | | | | | |
| 0/1 | | | | | | | | | | | | | | | | | | | | | | | | | | | | | | | | | | | | |
| | 1/3 | | | | | | | | | | | | | | | | | | | | | | | | | | | | | | | | | | | |



MATCH TEAM STATISTICS

参赛队技术统计 / STATISTIQUES DU MATCH PAR ÉQUIPE

POL 28 - 25 BRA

(14 - 15) (14 - 10)

Referees: (15) KARBAS-CHI M / (16) KOLAHDOUZAN M (IRI)

BRA - Brazil

| No. | Name | Shots | | | | | | | | Offence | | Defence | | Penalties | | | | TP |
|---------------|------------------------|-------|-----|-----|------|------|-----|-----|-----|---------|----|---------|----|-----------|------|----|----|-------|
| | | G/S | % | 6m | Wing | 9m | 7m | FB | BT | AS | TF | ST | BS | YC | 2Min | RC | EX | |
| 1 | SANTOS Maik | | | | | | | | | | | | | | | | | 29:41 |
| 3 | PACHECO FILHO Fernando | 1/4 | 25 | | | 1/4 | | | | 1 | 1 | 1 | | 1 | | | | 27:37 |
| 5 | ERTEL Carlos | 3/3 | 100 | 3/3 | | | | | | | 1 | | | | | | | 22:39 |
| 7 | RUY Renato | 3/7 | 43 | 1/1 | 2/5 | | | 0/1 | | | 3 | | | | | | | 60:00 |
| 8 | SOUZA Bruno | 4/9 | 44 | 1/1 | | 3/8 | | | | 2 | 2 | | | | 1 | | | 36:04 |
| 9 | BORTOLINI Leonardo | 5/8 | 63 | 2/2 | | 3/5 | 0/1 | | | 6 | 3 | | | | | | | 38:33 |
| 10 | JUSTINO Helio | 0/1 | 0 | | 0/1 | | | | | | | | | | | | | 2:23 |
| 12 | VASCONCELOS Alexandre | | | | | | | | | | | | | | | | | 30:19 |
| 13 | LAUREANO Silvio | | | | | | | | | | | | | | | | | |
| 14 | SILVA Alexandre | | | | | | | | | | 1 | | | | | | | 25:04 |
| 17 | RIBEIRO Felipe | 7/10 | 70 | 0/1 | 1/2 | | 1/1 | 4/5 | 1/1 | | 1 | 1 | | 1 | | | | 57:37 |
| 18 | SANTANA Bruno | 1/1 | 100 | | | | | 1/1 | | 2 | 2 | 1 | | 1 | | | | 42:07 |
| 19 | PIZZINATO Jardel | | | | | | | | | | | | | | 2 | | | 13:06 |
| 28 | OLIVEIRA Guilherme | 1/4 | 25 | | | 0/2 | | 1/2 | | | | 2 | | | 2 | | | 34:50 |
| | Bench/Team | | | | | | | | | | | | | | | | | |
| Totals | | 25/47 | 53 | 7/8 | 3/8 | 7/19 | 1/2 | 6/9 | 1/1 | 11 | 14 | 5 | 0 | 3 | 5 | 0 | 0 | |

| No. | Name | Total Shots | | 6m Shots | | Wing Shots | | 9m Shots | | 7m Shots | | Fast Breaks | | Breakthroughs | |
|---------------|-----------------------|-------------|----|----------|----|------------|---|----------|----|----------|---|-------------|----|---------------|-----|
| | | S/S | % | S/S | % | S/S | % | S/S | % | S/S | % | S/S | % | S/S | % |
| 1 | SANTOS Maik | 10/23 | 43 | 4/10 | 40 | 0/2 | 0 | 3/4 | 75 | 0/1 | 0 | 2/5 | 40 | 1/1 | 100 |
| 12 | VASCONCELOS Alexandre | 4/19 | 21 | 1/2 | 50 | 0/3 | 0 | 2/7 | 29 | 0/2 | 0 | 0/2 | 0 | 1/3 | 33 |
| Totals | | 14/42 | 33 | 5/12 | 42 | 0/5 | 0 | 5/11 | 45 | 0/3 | 0 | 2/7 | 29 | 2/4 | 50 |

| Team Shots | Goals | Saves | Missed | Post | Blocked | Total | % |
|---------------|-------|-------|--------|------|---------|-------|-----|
| 6m Shots | 7 | 1 | 0 | 0 | 0 | 8 | 88 |
| Wing Shots | 3 | 2 | 1 | 2 | 0 | 8 | 38 |
| 9m Shots | 7 | 8 | 2 | 1 | 1 | 19 | 37 |
| 7m Shots | 1 | 0 | 0 | 1 | n/a | 2 | 50 |
| Fast Breaks | 6 | 1 | 0 | 2 | 0 | 9 | 67 |
| Breakthroughs | 1 | 0 | 0 | 0 | 0 | 1 | 100 |
| Totals | 25 | 12 | 3 | 6 | 1 | 47 | 53 |

Number of Attacks: 56, Scoring Efficiency: 45%



OSC GYMNASIUM
 奥体中心体育馆
 GYMNASE DU CSO

THU 星期四 JEU
 14 AUG 2008
 10:45

HANDBALL
 手球 / HANDBALL

MEN
 男子项目 / HOMMES

PRELIMINARY GROUP A - MATCH 14
 预赛A组 - 第14场 / PRÉLIMINAIRE GROUPE A - MATCH 14



MATCH TEAM STATISTICS

参赛队技术统计 / STATISTIQUES DU MATCH PAR ÉQUIPE

POL 28 - 25 BRA
 (14 - 15) (14 - 10)

Referees: (15) KARBAS-CHI M / (16) KOLAHDOUZAN M (IRI)

BRA - Brazil

Shots Distribution

| Players | | | Goals / Shots | | | |
|-------------------|--------------|-----------------|----------------|---------------|--------------|---------------|
| 3 PACHECO FILHO F | 5 ERTEL C | 7 RUY R | 8 SOUZA B | 9 BORTOLINI L | 10 JUSTINO H | 13 LAUREANO S |
| 0/1 | | | 0/1 | 1/1 | 0/1 | |
| 0/1 | | | 2/3 | 2/2 | | |
| 1/1 | 1/1 | 2/2 | 1/1 | 1/1 | 2/2 | |
| 1-Missed | | 1-Missed 2-Post | 1-Missed | | 2-Post | |
| 14 SILVA A | 17 RIBEIRO F | 18 SANTANA B | 19 PIZZINATO J | 28 OLIVEIRA G | | |
| | 1/1 | 2/3 | 2/2 | | | |
| | | 1/2 | | | | |
| | | 1/1 | | | 0/1 | |
| | | 1/1 | | | 1/1 | |
| | 1-Post | | | 1-Post | 1-Blocked | |

| Team | Offence | Defence | Goalkeepers | | |
|---------------|--|--|--|-----|------|
| Goals / Shots | | | Saves / Shots | | |
| 2/3 | 2/5 | 2/3 | 1/5 | 2/3 | 0/3 |
| 4/5 | 0/1 | 2/5 | 5/6 | 1/1 | 2/6 |
| 2/3 | 4/5 | 7/7 | 0/5 | 0/3 | 3/10 |
| 3-Missed | 6-Post | 1-Blocked | | | |
| | <p>1/1 Breakthroughs</p> <p>2/5</p> <p>2/2</p> <p>1/4</p> <p>4/5</p> <p>6/10</p> <p>1/2 7m</p> <p>1/1</p> <p>0/5</p> <p>1/3</p> <p>6/9 Fast Breaks</p> | <p>2/4 Breakthroughs</p> <p>2/4</p> <p>1/1</p> <p>3/6</p> <p>6/11</p> <p>1/1</p> <p>0/1</p> <p>5/9 Fast Breaks</p> <p>3/3</p> <p>3/3 7m</p> <p>2/2</p> | <p>1 SANTOS M</p> <p>1/2</p> <p>2/3</p> <p>0/1</p> <p>2/3</p> <p>1/1</p> <p>2/3</p> <p>0/1</p> <p>0/3</p> <p>2/6</p> | | |
| | | | <p>12 VASCONCELOS A</p> <p>0/3</p> <p>0/2</p> <p>3/3</p> <p>0/3</p> <p>0/4</p> <p>1/4</p> | | |

| Legend: | | | | | | | | | |
|---------|------------------|------|----------------------|------|---------------|-----|---------------|----|---------------|
| % | Efficiency | 2Min | 2 Minute Suspensions | 6m | 6-metre Shots | 7m | 7-metre Shots | 9m | 9-metre Shots |
| AS | Assists | BS | Blocked Shots | BT | Breakthroughs | EX | Exclusions | FB | Fast Breaks |
| G/S | Goals/Shots | n/a | not applicable | RC | Red Cards | S/S | Saves/Shots | ST | Steals |
| TF | Technical Faults | TP | Time Played | Wing | Wing Shots | YC | Yellow Cards | | |



RESULTS

比赛成绩 / RÉSULTATS

CHN 22 - 36 ESP

(12 - 16) (10 - 20)

Referees: (7) ELMOAMLI M / (8) SHABAN ALI S (EGY)

RUNNING SCORE

CHN - ESP

CHN - China

| Players | | Shots | | | | | | | | Penalties | | | |
|---------|---------------|-------|-----|------|------|------|-----|-----|-----|-----------|------|----|----|
| No. | Name | G/S | % | 6m | Wing | 9m | 7m | FB | BT | YC | 2Min | RC | EX |
| 2 | CUI Liang | 5/6 | 83 | 5/6 | | | | | | 1 | 2 | | |
| 3 | ZHU Jie | 1/4 | 25 | | | 0/3 | | 1/1 | | | | | |
| 5 | YAN Liang | | | | | | | | | | | | |
| 6 | CUI Lei | 0/2 | 0 | | | 0/2 | | | | 1 | | | |
| 7 | ZHANG Ji | 1/2 | 50 | | | 1/2 | | | | | | | |
| 8 | ZHOU Xiaojian | 3/3 | 100 | 1/1 | | | | 2/2 | | | | | |
| 11 | ZHANG Xing | | | | | | | | | | | | |
| 12 | WANG Long | | | | | | | | | | | | |
| 13 | WANG Xiaolong | 0/2 | 0 | 0/1 | | 0/1 | | | | 1 | | | |
| 14 | TIAN Jianxia | 2/7 | 29 | 0/1 | | 2/6 | | | | | | | |
| 16 | YE Qiang | | | | | | | | | | | | |
| 18 | HAO Kexin | 4/9 | 44 | | | 4/9 | | | | | | | |
| 19 | MIAO Qing | 3/9 | 33 | 1/2 | 0/1 | 2/6 | | | | | | | |
| 20 | ZHU Wenxin | 3/5 | 60 | | | | 1/2 | 2/2 | 0/1 | | | | |
| | Bench/Team | | | | | | | | | | | | |
| | Totals | 22/49 | 45 | 7/11 | 0/1 | 9/29 | 1/2 | 5/5 | 0/1 | 3 | 2 | 0 | 0 |

| Goalkeepers | | Saves | | | | | | | |
|-------------|-----------|-------|----|-----|------|-----|-----|-----|-----|
| No. | Name | S/S | % | 6m | Wing | 9m | 7m | FB | BT |
| 12 | WANG Long | 9/34 | 26 | 1/6 | 4/10 | 0/2 | 1/3 | 3/8 | 0/5 |
| 16 | YE Qiang | 1/12 | 8 | 0/3 | 0/3 | 1/3 | | 0/1 | 0/2 |
| | Totals | 10/46 | 22 | 1/9 | 4/13 | 1/5 | 1/3 | 3/9 | 0/7 |

ESP - Spain

| Players | | Shots | | | | | | | | Penalties | | | |
|---------|-----------------------|-------|-----|------|------|-----|-----|-----|-----|-----------|------|----|----|
| No. | Name | G/S | % | 6m | Wing | 9m | 7m | FB | BT | YC | 2Min | RC | EX |
| 1 | HOMBRADOS Jose Javier | | | | | | | | | | | | |
| 2 | ENTRERRIOS Alberto | | | | | | | | | | | | |
| 4 | ROCAS Albert | 1/1 | 100 | | 1/1 | | | | | | | | |
| 5 | ENTRERRIOS Raul | 1/2 | 50 | 1/1 | | 0/1 | | | | | | | |
| 6 | GARABAYA Ruben | 2/2 | 100 | 2/2 | | | | | | 1 | | | |
| 7 | PRIETO Carlos | 2/3 | 67 | 2/3 | | | | | | 1 | 1 | | |
| 8 | BELAUSTEGUI Jon | 2/3 | 67 | | 0/1 | 2/2 | | | | | | | |
| 11 | LOZANO Demetrio | 6/6 | 100 | 2/2 | | 2/2 | | | 2/2 | | | | |
| 15 | DAVIS David | 3/5 | 60 | | | | | 3/5 | | | | | |
| 16 | BARRUFET David | | | | | | | | | | | | |
| 17 | GARCIA Juan | 6/9 | 67 | 1/2 | 3/4 | | 0/1 | 2/2 | | | | | |
| 18 | ROMERO Iker | 1/3 | 33 | 0/1 | | 0/1 | | | 1/1 | | | | |
| 21 | MALMAGRO Cristian | 5/5 | 100 | | | | 2/2 | | 3/3 | | | | |
| 27 | TOMAS Victor | 7/10 | 70 | | 5/7 | | | 1/2 | 1/1 | 1 | | | |
| | Bench/Team | | | | | | | | | | | | |
| | Totals | 36/49 | 73 | 8/11 | 9/13 | 4/6 | 2/3 | 6/9 | 7/7 | 3 | 1 | 0 | 0 |

| Goalkeepers | | Saves | | | | | | | |
|-------------|-----------------------|-------|----|------|------|------|-----|-----|-----|
| No. | Name | S/S | % | 6m | Wing | 9m | 7m | FB | BT |
| 1 | HOMBRADOS Jose Javier | 7/17 | 41 | 2/3 | | 3/7 | 1/2 | 0/4 | 1/1 |
| 16 | BARRUFET David | 8/20 | 40 | 2/8 | 1/1 | 5/10 | | 0/1 | |
| | Totals | 15/37 | 41 | 4/11 | 1/1 | 8/17 | 1/2 | 0/5 | 1/1 |

1st Half

| | | |
|----------|----|---------------|
| 0 (3') | 1 | GARABAYA R |
| 1 (4') | 1 | |
| 1 (5') | 2 | TOMAS V |
| 1 (6') | 3 | LOZANO D |
| 2 (6') | 3 | |
| 2 (7') | 4 | BELAUSTEGUI J |
| 3 (9') | 4 | |
| 3 (10') | 5 | TOMAS V |
| 4 (12') | 5 | |
| 4 (12') | 6 | LOZANO D |
| 4 (13') | 7 | TOMAS V |
| 5 (14') | 7 | ZHANG J |
| 5 (15') | 8 | GARCIA J |
| 5 (16') | 9 | GARCIA J |
| 6 (16') | 9 | |
| 6 (17') | 10 | ENTRERRIOS R |
| 7 (19') | 10 | |
| 7 (19') | 11 | LOZANO D |
| 8 (20') | 11 | MIAO Q |
| 9 (20') | 11 | ZHU W |
| 9 (20') | 12 | ROMERO I |
| 9 (22') | 13 | BELAUSTEGUI J |
| 9 (23') | 14 | DAVIS D |
| 9 (25') | 15 | PRIETO C |
| 9 (26') | 16 | ROCAS A |
| 10 (27') | 16 | TIAN J |
| 11 (28') | 16 | TIAN J |
| 12 (29') | 16 | CUI L |

2nd Half

| | | |
|----------|----|------------|
| 12 (31') | 17 | GARABAYA R |
| 12 (32') | 18 | GARCIA J |
| 12 (34') | 19 | LOZANO D |
| 12 (35') | 20 | MALMAGRO C |
| 12 (37') | 21 | LOZANO D |
| 12 (38') | 22 | TOMAS V |
| 13 (40') | 22 | HAO K |
| 13 (40') | 23 | TOMAS V |
| 14 (40') | 23 | HAO K |
| 15 (42') | 23 | MIAO Q |
| 15 (43') | 24 | MALMAGRO C |
| 15 (43') | 25 | GARCIA J |
| 15 (44') | 26 | GARCIA J |
| 16 (45') | 26 | ZHOU X |
| 17 (46') | 26 | HAO K |
| 17 (47') | 27 | GARCIA J |
| 18 (48') | 27 | ZHU W |
| 18 (48') | 28 | PRIETO C |
| 18 (49') | 29 | LOZANO D |
| 18 (51') | 30 | DAVIS D |
| 19 (52') | 30 | ZHOU X |
| 19 (53') | 31 | TOMAS V |
| 19 (54') | 32 | MALMAGRO C |
| 19 (55') | 33 | MALMAGRO C |
| 19 (55') | 34 | TOMAS V |
| 20 (58') | 34 | ZHU J |
| 21 (58') | 34 | ZHU W |
| 22 (59') | 34 | ZHOU X |
| 22 (60') | 35 | MALMAGRO C |
| 22 (60') | 36 | DAVIS D |

Legend:

| | | | | | | | | | |
|-----|---------------|------|----------------------|----|---------------|-----|---------------|----|---------------|
| % | Efficiency | 2Min | 2 Minute Suspensions | 6m | 6-metre Shots | 7m | 7-metre Shots | 9m | 9-metre Shots |
| BT | Breakthroughs | EX | Exclusions | FB | Fast Breaks | G/S | Goals/Shots | RC | Red Cards |
| S/S | Saves/Shots | Wing | Wing Shots | YC | Yellow Cards | | | | |



MATCH TEAM STATISTICS

参赛队技术统计 / STATISTIQUES DU MATCH PAR ÉQUIPE

CHN 22 - 36 ESP

(12 - 16) (10 - 20)

Referees: (7) ELMOAMLI M / (8) SHABAN ALI S (EGY)

CHN - China

| No. | Name | Shots | | | | | | | | Offence | | Defence | | | Penalties | | | TP |
|---------------|---------------|-------|-----|------|------|------|-----|-----|-----|---------|----|---------|----|----|-----------|----|----|-------|
| | | G/S | % | 6m | Wing | 9m | 7m | FB | BT | AS | TF | ST | BS | YC | 2Min | RC | EX | |
| 2 | CUI Liang | 5/6 | 83 | 5/6 | | | | | | | 3 | 1 | | 1 | 2 | | | 58:57 |
| 3 | ZHU Jie | 1/4 | 25 | | | 0/3 | | 1/1 | | 1 | | 1 | | | | | | 18:18 |
| 5 | YAN Liang | | | | | | | | | | | | | | | | | 15:32 |
| 6 | CUI Lei | 0/2 | 0 | | | 0/2 | | | | | 1 | 1 | | 1 | | | | 31:56 |
| 7 | ZHANG Ji | 1/2 | 50 | | | 1/2 | | | | 3 | 5 | | | | | | | 30:33 |
| 8 | ZHOU Xiaojian | 3/3 | 100 | 1/1 | | | | 2/2 | | 1 | 2 | | | | | | | 16:12 |
| 11 | ZHANG Xing | | | | | | | | | | 1 | | | | | | | 16:47 |
| 12 | WANG Long | | | | | | | | | 1 | | | | | | | | 38:30 |
| 13 | WANG Xiaolong | 0/2 | 0 | 0/1 | | 0/1 | | | | | | | | 1 | | | | 6:57 |
| 14 | TIAN Jianxia | 2/7 | 29 | 0/1 | | 2/6 | | | | 1 | | | | | | | | 16:54 |
| 16 | YE Qiang | | | | | | | | | | | | | | | | | 21:30 |
| 18 | HAO Kexin | 4/9 | 44 | | | 4/9 | | | | 1 | 4 | | | | | | | 43:11 |
| 19 | MIAO Qing | 3/9 | 33 | 1/2 | 0/1 | 2/6 | | | | 1 | 1 | | | | | | | 55:46 |
| 20 | ZHU Wenxin | 3/5 | 60 | | | | 1/2 | 2/2 | 0/1 | 2 | 3 | | | | | | | 48:57 |
| | Bench/Team | | | | | | | | | | 1 | | | | | | | |
| Totals | | 22/49 | 45 | 7/11 | 0/1 | 9/29 | 1/2 | 5/5 | 0/1 | 11 | 21 | 3 | 0 | 3 | 2 | 0 | 0 | |

| No. | Name | Total Shots | | 6m Shots | | Wing Shots | | 9m Shots | | 7m Shots | | Fast Breaks | | Breakthroughs | |
|---------------|-----------|-------------|----|----------|----|------------|----|----------|----|----------|----|-------------|----|---------------|---|
| | | S/S | % | S/S | % | S/S | % | S/S | % | S/S | % | S/S | % | S/S | % |
| 12 | WANG Long | 9/34 | 26 | 1/6 | 17 | 4/10 | 40 | 0/2 | 0 | 1/3 | 33 | 3/8 | 38 | 0/5 | 0 |
| 16 | YE Qiang | 1/12 | 8 | 0/3 | 0 | 0/3 | 0 | 1/3 | 33 | | | 0/1 | 0 | 0/2 | 0 |
| Totals | | 10/46 | 22 | 1/9 | 11 | 4/13 | 31 | 1/5 | 20 | 1/3 | 33 | 3/9 | 33 | 0/7 | 0 |

| Team Shots | Goals | Saves | Missed | Post | Blocked | Total | % |
|---------------|-------|-------|--------|------|---------|-------|-----|
| 6m Shots | 7 | 4 | 0 | 0 | 0 | 11 | 64 |
| Wing Shots | 0 | 1 | 0 | 0 | 0 | 1 | 0 |
| 9m Shots | 9 | 8 | 4 | 0 | 8 | 29 | 31 |
| 7m Shots | 1 | 1 | 0 | 0 | n/a | 2 | 50 |
| Fast Breaks | 5 | 0 | 0 | 0 | 0 | 5 | 100 |
| Breakthroughs | 0 | 1 | 0 | 0 | 0 | 1 | 0 |
| Totals | 22 | 15 | 4 | 0 | 8 | 49 | 45 |

Number of Attacks: 61, Scoring Efficiency: 36%



OSC GYMNASIUM
 奥体中心体育馆
 GYMNASE DU CSO

THU 星期四 JEU
 14 AUG 2008
 15:45

HANDBALL
 手球 / HANDBALL

MEN
 男子项目 / HOMMES

PRELIMINARY GROUP A - MATCH 16
 预赛A组 - 第16场 / PRÉLIMINAIRE GROUPE A - MATCH 16



MATCH TEAM STATISTICS
 参赛队技术统计 / STATISTIQUES DU MATCH PAR ÉQUIPE

CHN 22 - 36 ESP
 (12 - 16) (10 - 20)

Referees: (7) ELMOAMLI M / (8) SHABAN ALI S (EGY)

CHN - China

Shots Distribution

Players
Goals / Shots

| | | | | | | |
|-----------|--------------------|--------------------|-------------|-----------|----------|------------|
| 2 CUI L | 3 ZHU J | 5 YAN L | 6 CUI L | 7 ZHANG J | 8 ZHOU X | 11 ZHANG X |
| 0/1 | | | | | 1/1 | |
| 3/3 2/2 | 1/1 0/1 | | 0/2 | 1/1 | 1/1 1/1 | |
| | 2-Missed | | | 1-Blocked | | |
| 13 WANG X | 14 TIAN J | 18 HAO K | 19 MIAO Q | 20 ZHU W | | |
| 0/1 | | 0/1 | 2/4 | 0/1 | | |
| 0/1 | 1/1 1/2 | 1/1 3/3 | 0/1 0/1 0/1 | 0/1 1/1 | | |
| | 1-Missed 3-Blocked | 4-Blocked 1-Missed | | | | |

| Team | Offence | Defence | Goalkeepers | | | | | | | | | | | | | | | | | | | | | | | | | | | | | | | | | | | | |
|--|---------|---------|---------------|-----|--|-----|-----|-----|-----|--|--|---|-----|-----|-----|-----|-----|-----|------|-----|-----|-----|-----|-----|-----|-----|-----|-----|-----|-----|-----|--|--|-----|--|-----|-----|-----|-----|
| Goals / Shots | | | Saves / Shots | | | | | | | | | | | | | | | | | | | | | | | | | | | | | | | | | | | | |
| <table border="1"> <tr><td>2/5</td><td>1/1</td><td>0/3</td></tr> <tr><td>1/2</td><td></td><td>1/2</td></tr> <tr><td>8/8</td><td>3/7</td><td>6/9</td></tr> </table> <p>4-Missed 8-Blocked</p> | 2/5 | 1/1 | 0/3 | 1/2 | | 1/2 | 8/8 | 3/7 | 6/9 | | | <table border="1"> <tr><td>0/3</td><td>3/6</td><td>2/4</td></tr> <tr><td>3/6</td><td>1/1</td><td>0/2</td></tr> <tr><td>0/13</td><td>0/5</td><td>1/6</td></tr> </table> <p>12 WANG L</p> <table border="1"> <tr><td>0/2</td><td>3/6</td><td>2/4</td></tr> <tr><td>3/4</td><td>1/1</td><td>0/1</td></tr> <tr><td>0/9</td><td>0/4</td><td>0/3</td></tr> </table> <p>16 YE Q</p> <table border="1"> <tr><td>0/1</td><td></td><td></td></tr> <tr><td>0/2</td><td></td><td>0/1</td></tr> <tr><td>0/4</td><td>0/1</td><td>1/3</td></tr> </table> | 0/3 | 3/6 | 2/4 | 3/6 | 1/1 | 0/2 | 0/13 | 0/5 | 1/6 | 0/2 | 3/6 | 2/4 | 3/4 | 1/1 | 0/1 | 0/9 | 0/4 | 0/3 | 0/1 | | | 0/2 | | 0/1 | 0/4 | 0/1 | 1/3 |
| 2/5 | 1/1 | 0/3 | | | | | | | | | | | | | | | | | | | | | | | | | | | | | | | | | | | | | |
| 1/2 | | 1/2 | | | | | | | | | | | | | | | | | | | | | | | | | | | | | | | | | | | | | |
| 8/8 | 3/7 | 6/9 | | | | | | | | | | | | | | | | | | | | | | | | | | | | | | | | | | | | | |
| 0/3 | 3/6 | 2/4 | | | | | | | | | | | | | | | | | | | | | | | | | | | | | | | | | | | | | |
| 3/6 | 1/1 | 0/2 | | | | | | | | | | | | | | | | | | | | | | | | | | | | | | | | | | | | | |
| 0/13 | 0/5 | 1/6 | | | | | | | | | | | | | | | | | | | | | | | | | | | | | | | | | | | | | |
| 0/2 | 3/6 | 2/4 | | | | | | | | | | | | | | | | | | | | | | | | | | | | | | | | | | | | | |
| 3/4 | 1/1 | 0/1 | | | | | | | | | | | | | | | | | | | | | | | | | | | | | | | | | | | | | |
| 0/9 | 0/4 | 0/3 | | | | | | | | | | | | | | | | | | | | | | | | | | | | | | | | | | | | | |
| 0/1 | | | | | | | | | | | | | | | | | | | | | | | | | | | | | | | | | | | | | | | |
| 0/2 | | 0/1 | | | | | | | | | | | | | | | | | | | | | | | | | | | | | | | | | | | | | |
| 0/4 | 0/1 | 1/3 | | | | | | | | | | | | | | | | | | | | | | | | | | | | | | | | | | | | | |



MATCH TEAM STATISTICS

参赛队技术统计 / STATISTIQUES DU MATCH PAR ÉQUIPE

CHN 22 - 36 ESP

(12 - 16) (10 - 20)

Referees: (7) ELMOAMLI M / (8) SHABAN ALI S (EGY)

ESP - Spain

| No. | Name | Shots | | | | | | | | Offence | | Defence | | Penalties | | | TP | |
|---------------|-----------------------|-------|-----|------|------|-----|-----|-----|-----|---------|----|---------|----|-----------|------|----|----|-------|
| | | G/S | % | 6m | Wing | 9m | 7m | FB | BT | AS | TF | ST | BS | YC | 2Min | RC | | EX |
| 1 | HOMBRADOS Jose Javier | | | | | | | | | | | | | | | | | 30:00 |
| 2 | ENTRERRIOS Alberto | | | | | | | | | 1 | | | | | | | | 9:35 |
| 4 | ROCAS Albert | 1/1 | 100 | | 1/1 | | | | | | | | | | | | | 7:08 |
| 5 | ENTRERRIOS Raul | 1/2 | 50 | 1/1 | | 0/1 | | | | 2 | | | | | | | | 35:37 |
| 6 | GARABAYA Ruben | 2/2 | 100 | 2/2 | | | | | | 1 | | 1 | 1 | | | | | 29:02 |
| 7 | PRIETO Carlos | 2/3 | 67 | 2/3 | | | | | | 2 | 1 | 2 | 6 | 1 | 1 | | | 39:52 |
| 8 | BELAUSTEGUI Jon | 2/3 | 67 | | 0/1 | 2/2 | | | | 3 | | | | | | | | 42:00 |
| 11 | LOZANO Demetrio | 6/6 | 100 | 2/2 | | 2/2 | | | 2/2 | 5 | 8 | | 1 | | | | | 48:41 |
| 15 | DAVIS David | 3/5 | 60 | | | | | 3/5 | | | | 1 | | | | | | 25:02 |
| 16 | BARRUFET David | | | | | | | | | | | | | | | | | 29:31 |
| 17 | GARCIA Juan | 6/9 | 67 | 1/2 | 3/4 | | 0/1 | 2/2 | | | 2 | 2 | | | | | | 35:35 |
| 18 | ROMERO Iker | 1/3 | 33 | 0/1 | | 0/1 | | | 1/1 | 1 | 2 | 1 | | | | | | 24:23 |
| 21 | MALMAGRO Cristian | 5/5 | 100 | | | | 2/2 | | 3/3 | 1 | 1 | | | | | | | 11:34 |
| 27 | TOMAS Victor | 7/10 | 70 | | 5/7 | | | 1/2 | 1/1 | 1 | | 2 | | 1 | | | | 52:00 |
| | Bench/Team | | | | | | | | | | | | | | | | | |
| Totals | | 36/49 | 73 | 8/11 | 9/13 | 4/6 | 2/3 | 6/9 | 7/7 | 17 | 14 | 9 | 8 | 3 | 1 | 0 | 0 | |

| No. | Name | Total Shots | | 6m Shots | | Wing Shots | | 9m Shots | | 7m Shots | | Fast Breaks | | Breakthroughs | |
|---------------|-----------------------|-------------|----|----------|----|------------|-----|----------|----|----------|----|-------------|---|---------------|-----|
| | | S/S | % | S/S | % | S/S | % | S/S | % | S/S | % | S/S | % | S/S | % |
| 1 | HOMBRADOS Jose Javier | 7/17 | 41 | 2/3 | 67 | | | 3/7 | 43 | 1/2 | 50 | 0/4 | 0 | 1/1 | 100 |
| 16 | BARRUFET David | 8/20 | 40 | 2/8 | 25 | 1/1 | 100 | 5/10 | 50 | | | 0/1 | 0 | | |
| Totals | | 15/37 | 41 | 4/11 | 36 | 1/1 | 100 | 8/17 | 47 | 1/2 | 50 | 0/5 | 0 | 1/1 | 100 |

| Team Shots | Goals | Saves | Missed | Post | Blocked | Total | % |
|---------------|-------|-------|--------|------|---------|-------|-----|
| 6m Shots | 8 | 1 | 2 | 0 | 0 | 11 | 73 |
| Wing Shots | 9 | 4 | 0 | 0 | 0 | 13 | 69 |
| 9m Shots | 4 | 1 | 1 | 0 | 0 | 6 | 67 |
| 7m Shots | 2 | 1 | 0 | 0 | n/a | 3 | 67 |
| Fast Breaks | 6 | 3 | 0 | 0 | 0 | 9 | 67 |
| Breakthroughs | 7 | 0 | 0 | 0 | 0 | 7 | 100 |
| Totals | 36 | 10 | 3 | 0 | 0 | 49 | 73 |

Number of Attacks: 62, Scoring Efficiency: 58%



MATCH TEAM STATISTICS
 参赛队技术统计 / STATISTIQUES DU MATCH PAR ÉQUIPE

CHN 22 - 36 ESP
 (12 - 16) (10 - 20)

Referees: (7) ELMOAMLI M / (8) SHABAN ALI S (EGY)

ESP - Spain

Shots Distribution

| Players | | | Goals / Shots | | | |
|----------------|-------------|----------------|---------------|-------------|-----------------|-------------|
| 2 ENTRERRIOS A | 4 ROCAS A | 5 ENTRERRIOS R | 6 GARABAYA R | 7 PRIETO C | 8 BELAUSTEGUI J | 11 LOZANO D |
| | 1/1 | | 1/1 | | 0/1 | 1/1 |
| | | 1/1 | 1/1 | 1/1 1/1 | 1/1 | 3/3 |
| | | 1-Missed | | 1-Missed | | 1/1 |
| 15 DAVIS D | 17 GARCIA J | 18 ROMERO I | 21 MALMAGRO C | 27 TOMAS V | | |
| 0/1 1/2 | 0/2 1/1 | | 1/1 1/1 | 1/1 1/1 0/1 | | |
| | 0/1 | | | 2/4 | | |
| 2/2 | 4/4 1/1 | 1/1 0/1 | 1/1 1/1 | 2/2 | 1/1 | |
| | | 1-Missed | | | | |

| Team | Offence | Defence | Goalkeepers |
|---------------|-------------------|-----------------|----------------|
| Goals / Shots | | | Saves / Shots |
| 3/3 3/6 2/4 | 6/9 | 0/1 | 3/5 0/1 3/3 |
| 3/6 0/1 2/2 | 7/7 Breakthroughs | 0/0 | 1/2 1/2 |
| 13/13 5/5 5/6 | 1/3 2/4 | 3/11 0/0 | 0/8 4/7 3/9 |
| 3-Missed | 4/4 0/0 | 3/8 6/9 | 1 HOMBRADOS JJ |
| | 2/3 7m 3/4 2/2 | 3/10 1/2 | 0/1 0/1 2/2 |
| | 6/9 Fast Breaks | 5/5 Fast Breaks | 1/2 2/5 |
| | | | 16 BARRUFET D |
| | | | 3/4 1/1 |
| | | | 0/3 2/3 2/5 |
| | | | 0/5 2/4 1/4 |

| Legend: | | | | | | | |
|---------|------------------|------|----------------------|------|---------------|-----|---------------|
| % | Efficiency | 2Min | 2 Minute Suspensions | 6m | 6-metre Shots | 7m | 7-metre Shots |
| AS | Assists | BS | Blocked Shots | BT | Breakthroughs | EX | Exclusions |
| G/S | Goals/Shots | n/a | not applicable | RC | Red Cards | S/S | Saves/Shots |
| TF | Technical Faults | TP | Time Played | Wing | Wing Shots | YC | Yellow Cards |
| | | | | | | 9m | 9-metre Shots |
| | | | | | | FB | Fast Breaks |
| | | | | | | ST | Steals |



RESULTS

比赛成绩 / RÉSULTATS

FRA 23 - 19 CRO

(11 - 9) (12 - 10)

Referees: (23) CHERNEGA I / (24) POLADENKO V (RUS)

RUNNING SCORE

FRA - CRO

FRA - France

| Players | | Shots | | | | | | | | Penalties | | | |
|---------|------------------|-------|-----|-------|------|------|-----|-----|-----|-----------|------|----|----|
| No. | Name | G/S | % | 6m | Wing | 9m | 7m | FB | BT | YC | 2Min | RC | EX |
| 2 | FERNANDEZ Jerome | 2/4 | 50 | | | 0/2 | 1/1 | 1/1 | | 1 | 1 | | |
| 3 | DINART Didier | 1/1 | 100 | 1/1 | | | | | | | | | |
| 4 | BURDET Cedric | | | | | | | | | | | | |
| 5 | GILLE Guillaume | 2/2 | 100 | 2/2 | | | | | | | | | |
| 6 | GILLE Bertrand | 7/9 | 78 | 6/8 | | 1/1 | | | | 1 | | | |
| 8 | NARCISSE Daniel | 4/8 | 50 | 2/2 | | 0/3 | | 1/1 | 1/2 | | | | |
| 11 | GIRAULT Olivier | 2/4 | 50 | | 0/1 | | 1/1 | 1/2 | | | | | |
| 12 | KARABOUE Daouda | | | | | | | | | | | | |
| 13 | KARABATIC Nikola | 1/6 | 17 | 1/1 | | 0/5 | | | | 1 | | | |
| 14 | KEMPE Christophe | | | | | | | | | | | | |
| 16 | OMEYER Thierry | | | | | | | | | | | | |
| 18 | ABATI Joel | 1/3 | 33 | | | | | 1/3 | | | 1 | | |
| 19 | ABALO Luc | | | | | | | | | | | | |
| 21 | GUIGOU Michael | 3/5 | 60 | | 1/2 | | 1/1 | 0/1 | 1/1 | | | | |
| | Bench/Team | | | | | | | | | | | | |
| | Totals | 23/42 | 55 | 12/14 | 1/3 | 1/11 | 3/3 | 4/8 | 2/3 | 3 | 2 | 0 | 0 |

| Goalkeepers | | Saves | | | | | | | |
|-------------|-----------------|-------|----|-----|------|------|-----|-----|-----|
| No. | Name | S/S | % | 6m | Wing | 9m | 7m | FB | BT |
| 12 | KARABOUE Daouda | 0/1 | 0 | | | | 0/1 | | |
| 16 | OMEYER Thierry | 11/29 | 38 | 0/7 | 2/5 | 8/11 | 0/3 | 1/2 | 0/1 |
| | Totals | 11/30 | 37 | 0/7 | 2/5 | 8/11 | 0/4 | 1/2 | 0/1 |

CRO - Croatia

| Players | | Shots | | | | | | | | Penalties | | | |
|---------|-------------------|-------|-----|-----|------|------|-----|-----|-----|-----------|------|----|----|
| No. | Name | G/S | % | 6m | Wing | 9m | 7m | FB | BT | YC | 2Min | RC | EX |
| 1 | LOSERT Venio | | | | | | | | | | | | |
| 3 | SULIC Renato | | | | | | | | | | | | |
| 4 | BALIC Ivano | | | | | | | | | | | | |
| 5 | DUVNJAK Domagoj | 1/3 | 33 | | | 0/2 | | | 1/1 | | | | |
| 6 | LACKOVIC Blazenko | 3/11 | 27 | 1/1 | | 2/10 | | | | | | | |
| 9 | VORI Igor | 4/5 | 80 | 4/4 | | | | 0/1 | | | | | |
| 10 | DOMINIKOVIC Davor | | | | | | | | | 1 | | | |
| 11 | DZOMBA Mirza | 5/5 | 100 | | 1/1 | | 4/4 | | | 1 | | | |
| 13 | HORVAT Zlatko | | | | | | | | | | | | |
| 14 | VUKOVIC Drago | 2/6 | 33 | 1/1 | | 0/3 | | 1/2 | | | | | |
| 19 | METLICIC Petar | 0/2 | 0 | | | 0/2 | | | | | 3 | 1 | |
| 23 | VUKIC Ljubo | 2/4 | 50 | | 2/4 | | | | | | | | |
| 24 | VALCIC Tonci | 2/3 | 67 | 1/1 | | 1/1 | | | 0/1 | | 1 | | |
| 25 | ALILOVIC Mirko | | | | | | | | | | | | |
| | Bench/Team | | | | | | | | | 1 | | | |
| | Totals | 19/39 | 49 | 7/7 | 3/5 | 3/18 | 4/4 | 1/3 | 1/2 | 3 | 4 | 1 | 0 |

| Goalkeepers | | Saves | | | | | | | |
|-------------|----------------|-------|----|------|------|-----|-----|-----|-----|
| No. | Name | S/S | % | 6m | Wing | 9m | 7m | FB | BT |
| 1 | LOSERT Venio | 8/30 | 27 | 2/14 | 1/2 | 2/3 | 0/2 | 2/6 | 1/3 |
| 25 | ALILOVIC Mirko | 0/1 | 0 | | | | 0/1 | | |
| | Totals | 8/31 | 26 | 2/14 | 1/2 | 2/3 | 0/3 | 2/6 | 1/3 |

| 1st Half | |
|-------------|----------------------|
| FERNANDEZ J | 1 (2') 0 |
| | 1 (5') 1 VUKIC L |
| ABATI J | 2 (9') 1 |
| DINART D | 3 (10') 1 |
| | 3 (12') 2 LACKOVIC B |
| GILLE B | 4 (12') 2 |
| | 4 (13') 3 LACKOVIC B |
| NARCISSE D | 5 (13') 3 |
| GILLE B | 6 (15') 3 |
| | 6 (16') 4 DZOMBA M |
| NARCISSE D | 7 (17') 4 |
| GILLE B | 8 (20') 4 |
| | 8 (21') 5 VORI I |
| FERNANDEZ J | 9 (21') 5 |
| | 9 (24') 6 VORI I |
| | 9 (25') 7 DZOMBA M |
| | 9 (27') 8 DZOMBA M |
| GIRAULT O | 10 (28') 8 |
| GIRAULT O | 11 (30') 8 |
| | 11 (30') 9 VUKIC L |

| 2nd Half | |
|-------------|------------------------|
| | 11 (33') 10 DZOMBA M |
| KARABATIC N | 12 (35') 10 |
| | 12 (35') 11 VUKOVIC D |
| NARCISSE D | 13 (37') 11 |
| | 13 (40') 12 VORI I |
| GILLE B | 14 (40') 12 |
| | 14 (41') 13 DZOMBA M |
| GUIGOU M | 15 (44') 13 |
| | 15 (44') 14 VALCIC T |
| | 15 (45') 15 VUKOVIC D |
| NARCISSE D | 16 (46') 15 |
| | 16 (47') 16 VALCIC T |
| | 16 (49') 17 LACKOVIC B |
| GILLE B | 17 (49') 17 |
| GILLE G | 18 (52') 17 |
| | 18 (53') 18 VORI I |
| GILLE G | 19 (53') 18 |
| GUIGOU M | 20 (55') 18 |
| GILLE B | 21 (58') 18 |
| GUIGOU M | 22 (59') 18 |
| | 22 (60') 19 DUVNJAK D |
| GILLE B | 23 (60') 19 |

| Legend: | | | | | | | | | |
|---------|---------------|------|----------------------|----|---------------|-----|---------------|----|---------------|
| % | Efficiency | 2Min | 2 Minute Suspensions | 6m | 6-metre Shots | 7m | 7-metre Shots | 9m | 9-metre Shots |
| BT | Breakthroughs | EX | Exclusions | FB | Fast Breaks | G/S | Goals/Shots | RC | Red Cards |
| S/S | Saves/Shots | Wing | Wing Shots | YC | Yellow Cards | | | | |



MATCH TEAM STATISTICS

参赛队技术统计 / STATISTIQUES DU MATCH PAR ÉQUIPE

FRA 23 - 19 CRO

(11 - 9) (12 - 10)

Referees: (23) CHERNEGA I / (24) POLADENKO V (RUS)

FRA - France

| No. | Name | Shots | | | | | | | | Offence | | Defence | | Penalties | | | | TP |
|---------------|------------------|-------|-----|-------|------|------|-----|-----|-----|---------|----|---------|----|-----------|------|----|----|-------|
| | | G/S | % | 6m | Wing | 9m | 7m | FB | BT | AS | TF | ST | BS | YC | 2Min | RC | EX | |
| 2 | FERNANDEZ Jerome | 2/4 | 50 | | | 0/2 | 1/1 | 1/1 | | 1 | | | | 1 | 1 | | | 26:51 |
| 3 | DINART Didier | 1/1 | 100 | 1/1 | | | | | | | | 1 | | | | | | 35:41 |
| 4 | BURDET Cedric | | | | | | | | | 2 | 2 | | | | | | | 15:04 |
| 5 | GILLE Guillaume | 2/2 | 100 | 2/2 | | | | | | | | | | | | | | 16:04 |
| 6 | GILLE Bertrand | 7/9 | 78 | 6/8 | | 1/1 | | | | 2 | 1 | | | 1 | | | | 57:14 |
| 8 | NARCISSE Daniel | 4/8 | 50 | 2/2 | | 0/3 | | 1/1 | 1/2 | 3 | 1 | | | | | | | 32:16 |
| 11 | GIRAULT Olivier | 2/4 | 50 | | 0/1 | | 1/1 | 1/2 | | | 1 | 1 | | | | | | 30:00 |
| 12 | KARABOUE Daouda | | | | | | | | | | | | | | | | | 0:12 |
| 13 | KARABATIC Nikola | 1/6 | 17 | 1/1 | | 0/5 | | | | 4 | 4 | 2 | 3 | 1 | | | | 55:05 |
| 14 | KEMPE Christophe | | | | | | | | | | | | | | | | | |
| 16 | OMEYER Thierry | | | | | | | | | | | | | | | | | 59:48 |
| 18 | ABATI Joel | 1/3 | 33 | | | | | 1/3 | | | 2 | 1 | | | | 1 | | 56:35 |
| 19 | ABALO Luc | | | | | | | | | | | | | | | | | 5:10 |
| 21 | GUIGOU Michael | 3/5 | 60 | | 1/2 | | 1/1 | 0/1 | 1/1 | | | | | | | | | 30:00 |
| | Bench/Team | | | | | | | | | | | | | | | | | |
| Totals | | 23/42 | 55 | 12/14 | 1/3 | 1/11 | 3/3 | 4/8 | 2/3 | 12 | 11 | 5 | 3 | 3 | 2 | 0 | 0 | |

| No. | Name | Total Shots | | 6m Shots | | Wing Shots | | 9m Shots | | 7m Shots | | Fast Breaks | | Breakthroughs | |
|---------------|-----------------|-------------|----|----------|---|------------|----|----------|----|----------|---|-------------|----|---------------|---|
| | | S/S | % | S/S | % | S/S | % | S/S | % | S/S | % | S/S | % | S/S | % |
| 12 | KARABOUE Daouda | 0/1 | 0 | | | | | | | 0/1 | 0 | | | | |
| 16 | OMEYER Thierry | 11/29 | 38 | 0/7 | 0 | 2/5 | 40 | 8/11 | 73 | 0/3 | 0 | 1/2 | 50 | 0/1 | 0 |
| Totals | | 11/30 | 37 | 0/7 | 0 | 2/5 | 40 | 8/11 | 73 | 0/4 | 0 | 1/2 | 50 | 0/1 | 0 |

| Team Shots | Goals | Saves | Missed | Post | Blocked | Total | % |
|---------------|-------|-------|--------|------|---------|-------|-----|
| 6m Shots | 12 | 2 | 0 | 0 | 0 | 14 | 86 |
| Wing Shots | 1 | 1 | 0 | 1 | 0 | 3 | 33 |
| 9m Shots | 1 | 2 | 3 | 2 | 3 | 11 | 9 |
| 7m Shots | 3 | 0 | 0 | 0 | n/a | 3 | 100 |
| Fast Breaks | 4 | 2 | 2 | 0 | 0 | 8 | 50 |
| Breakthroughs | 2 | 1 | 0 | 0 | 0 | 3 | 67 |
| Totals | 23 | 8 | 5 | 3 | 3 | 42 | 55 |

Number of Attacks: 48, Scoring Efficiency: 48%



OSC GYMNASIUM
 奥体中心体育馆
 GYMNASE DU CSO

THU 星期四 JEU
 14 AUG 2008
 20:45

HANDBALL
 手球 / HANDBALL

MEN
 男子项目 / HOMMES

PRELIMINARY GROUP A - MATCH 18
 预赛A组 - 第18场 / PRÉLIMINAIRE GROUPE A - MATCH 18



MATCH TEAM STATISTICS

参赛队技术统计 / STATISTIQUES DU MATCH PAR ÉQUIPE

FRA 23 - 19 CRO
 (11 - 9) (12 - 10)

Referees: (23) CHERNEGA I / (24) POLADENKO V (RUS)

FRA - France

Shots Distribution

| Players | | | Goals / Shots | | | |
|--------------------|------------|------------|---------------|--------------------|--------------|--------------|
| 2 FERNANDEZ J | 3 DINART D | 4 BURDET C | 5 GILLE G | 6 GILLE B | 8 NARCISSE D | 11 GIRAULT O |
| 0/0 | 1/1 | 0/0 | 0/0 | 1/2 1/1 | 0/0 1/1 | 0/0 |
| 2/2 | 0/0 | 0/0 | 2/2 | 2/2 0/1 3/3 | 1/2 2/2 | 2/2 0/1 |
| 2-Post | | | | 2-Missed 1-Blocked | 1-Blocked | 1-Post |
| 13 KARABATIC N | 14 KEMPE C | 18 ABATI J | 19 ABALO L | 21 GUIGOU M | | |
| 0/1 | 0/0 | 1/1 0/1 | 0/0 | 1/1 1/1 | | |
| 0/1 1/1 | 0/0 | 0/0 | 0/0 | 1/2 | | |
| 1-Missed 2-Blocked | | 1-Missed | | 1-Missed | | |

| Team | Offence | Defence | Goalkeepers |
|--|---------|---------|---|
| Goals / Shots | | | Saves / Shots |
| 2/2 2/4 2/3 5/6 2/5 9/10 5-Missed 3-Post 3-Blocked | | | 12 KARABOUE D 0/1 16 OMEYER T 1/3 1/5 2/4 3/5 0/5 1/5 |



MATCH TEAM STATISTICS

参赛队技术统计 / STATISTIQUES DU MATCH PAR ÉQUIPE

FRA 23 - 19 CRO

(11 - 9) (12 - 10)

Referees: (23) CHERNEGA I / (24) POLADENKO V (RUS)

CRO - Croatia

| Players | | Shots | | | | | | | | Offence | | Defence | | Penalties | | | | TP |
|---------------|-------------------|-------|-----|-----|------|------|-----|-----|-----|---------|----|---------|----|-----------|------|----|----|-------|
| No. | Name | G/S | % | 6m | Wing | 9m | 7m | FB | BT | AS | TF | ST | BS | YC | 2Min | RC | EX | |
| 1 | LOSERT Venio | | | | | | | | | | | | | | | | | 59:48 |
| 3 | SULIC Renato | | | | | | | | | | 1 | | | | | | | 9:07 |
| 4 | BALIC Ivano | | | | | | | | | | | | | | | | | |
| 5 | DUVNJAK Domagoj | 1/3 | 33 | | | 0/2 | | | 1/1 | 1 | 2 | | | | | | | 26:03 |
| 6 | LACKOVIC Blazenko | 3/11 | 27 | 1/1 | | 2/10 | | | | 4 | | | | | | | | 43:33 |
| 9 | VORI Igor | 4/5 | 80 | 4/4 | | | | 0/1 | | 1 | 2 | 1 | 1 | | | | | 52:02 |
| 10 | DOMINIKOVIC Davor | | | | | | | | | | | | | 1 | | | | 11:05 |
| 11 | DZOMBA Mirza | 5/5 | 100 | | 1/1 | | 4/4 | | | | 1 | | | 1 | | | | 59:53 |
| 13 | HORVAT Zlatko | | | | | | | | | | | | | | | | | |
| 14 | VUKOVIC Drago | 2/6 | 33 | 1/1 | | 0/3 | | 1/2 | | 3 | 1 | | 1 | | | | | 37:51 |
| 19 | METLICIC Petar | 0/2 | 0 | | | 0/2 | | | | 1 | 3 | | | | | 3 | 1 | 30:58 |
| 23 | VUKIC Ljubo | 2/4 | 50 | | 2/4 | | | | | | | 1 | | | | | | 52:07 |
| 24 | VALCIC Tonci | 2/3 | 67 | 1/1 | | 1/1 | | | 0/1 | | 2 | 1 | 1 | | | 1 | | 37:21 |
| 25 | ALILOVIC Mirko | | | | | | | | | | | | | | | | | 0:12 |
| | Bench/Team | | | | | | | | | | | | | 1 | | | | |
| Totals | | 19/39 | 49 | 7/7 | 3/5 | 3/18 | 4/4 | 1/3 | 1/2 | 10 | 12 | 3 | 3 | 3 | 4 | 1 | 0 | |

| Goalkeepers | | Total Shots | | 6m Shots | | Wing Shots | | 9m Shots | | 7m Shots | | Fast Breaks | | Breakthroughs | |
|---------------|----------------|-------------|----|----------|----|------------|----|----------|----|----------|---|-------------|----|---------------|----|
| No. | Name | S/S | % | S/S | % | S/S | % | S/S | % | S/S | % | S/S | % | S/S | % |
| 1 | LOSERT Venio | 8/30 | 27 | 2/14 | 14 | 1/2 | 50 | 2/3 | 67 | 0/2 | 0 | 2/6 | 33 | 1/3 | 33 |
| 25 | ALILOVIC Mirko | 0/1 | 0 | | | | | | | 0/1 | 0 | | | | |
| Totals | | 8/31 | 26 | 2/14 | 14 | 1/2 | 50 | 2/3 | 67 | 0/3 | 0 | 2/6 | 33 | 1/3 | 33 |

| Team Shots | Goals | Saves | Missed | Post | Blocked | Total | % |
|---------------|-------|-------|--------|------|---------|-------|-----|
| 6m Shots | 7 | 0 | 0 | 0 | 0 | 7 | 100 |
| Wing Shots | 3 | 2 | 0 | 0 | 0 | 5 | 60 |
| 9m Shots | 3 | 8 | 3 | 2 | 2 | 18 | 17 |
| 7m Shots | 4 | 0 | 0 | 0 | n/a | 4 | 100 |
| Fast Breaks | 1 | 1 | 0 | 0 | 1 | 3 | 33 |
| Breakthroughs | 1 | 0 | 1 | 0 | 0 | 2 | 50 |
| Totals | 19 | 11 | 4 | 2 | 3 | 39 | 49 |

Number of Attacks: 47, Scoring Efficiency: 40%



MATCH TEAM STATISTICS
 参赛队技术统计 / STATISTIQUES DU MATCH PAR ÉQUIPE

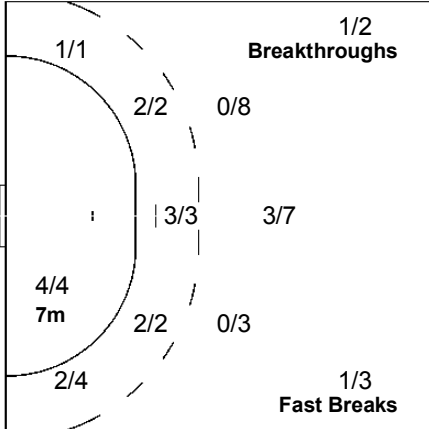
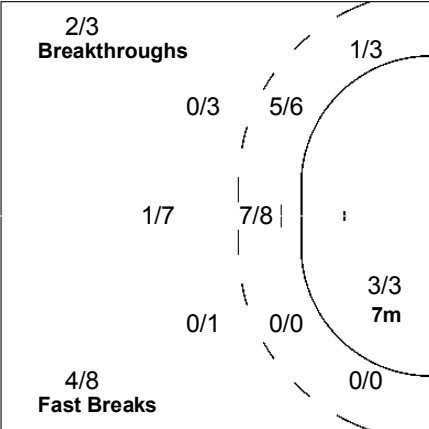
FRA 23 - 19 CRO
 (11 - 9) (12 - 10)

Referees: (23) CHERNEGA I / (24) POLADENKO V (RUS)

CRO - Croatia

Shots Distribution

| Players | | | Goals / Shots | | | |
|-------------|--------------|---------------|---------------------------|-------------|------------------|-------------|
| 3 SULIC R | 4 BALIC I | 5 DUVNJAK D | 6 LACKOVIC B | 9 VORI I | 10 DOMINIKOVIC D | 11 DZOMBA M |
| | | | 0/1 1/1 | 2/2 0/1 | | 2/2 |
| | | 1/1 | 0/1 2/3 | 2/2 | | 1/1 2/2 |
| | | 2-Missed | 1-Missed 2-Post 1-Blocked | | | |
| 13 HORVAT Z | 14 VUKOVIC D | 19 METLICIC P | 23 VUKIC L | 24 VALCIC T | | |
| | | 0/1 0/1 | 1/2 0/1 | 1/1 | | |
| | 0/2 1/1 | | | | | 1/1 |
| | 2-Blocked | | | 1-Missed | | |

| Team | Offence | Defence | Goalkeepers | | | | | | | | | | | | | | | | | | | | | | | | | | | |
|--|---|--|---|-----|-----|-----|--|--|-----|-----|-----|------|-----|-----|-----|--|--|-----|-----|-----|-----|--|--|--|--|--|--|--|--|-----|
| Goals / Shots | | | Saves / Shots | | | | | | | | | | | | | | | | | | | | | | | | | | | |
| 2/3 4/5 2/4 0/1 0/2 2/5 5/5 4/5 4-Missed 2-Post 3-Blocked |  |  | <table border="1"> <tr><td>0/2</td><td>2/4</td><td>1/3</td></tr> <tr><td></td><td></td><td>0/1</td></tr> <tr><td>1/6</td><td>3/5</td><td>1/10</td></tr> </table> <p>1 LOSERT V</p> <table border="1"> <tr><td>0/2</td><td>2/4</td><td>1/3</td></tr> <tr><td></td><td></td><td>0/1</td></tr> <tr><td>1/6</td><td>3/5</td><td>1/9</td></tr> </table> <p>25 ALILOVIC M</p> <table border="1"> <tr><td></td><td></td><td></td></tr> <tr><td></td><td></td><td></td></tr> <tr><td></td><td></td><td>0/1</td></tr> </table> | 0/2 | 2/4 | 1/3 | | | 0/1 | 1/6 | 3/5 | 1/10 | 0/2 | 2/4 | 1/3 | | | 0/1 | 1/6 | 3/5 | 1/9 | | | | | | | | | 0/1 |
| 0/2 | 2/4 | 1/3 | | | | | | | | | | | | | | | | | | | | | | | | | | | | |
| | | 0/1 | | | | | | | | | | | | | | | | | | | | | | | | | | | | |
| 1/6 | 3/5 | 1/10 | | | | | | | | | | | | | | | | | | | | | | | | | | | | |
| 0/2 | 2/4 | 1/3 | | | | | | | | | | | | | | | | | | | | | | | | | | | | |
| | | 0/1 | | | | | | | | | | | | | | | | | | | | | | | | | | | | |
| 1/6 | 3/5 | 1/9 | | | | | | | | | | | | | | | | | | | | | | | | | | | | |
| | | | | | | | | | | | | | | | | | | | | | | | | | | | | | | |
| | | | | | | | | | | | | | | | | | | | | | | | | | | | | | | |
| | | 0/1 | | | | | | | | | | | | | | | | | | | | | | | | | | | | |

| Legend: | | | | | | | |
|---------|------------------|------|----------------------|------|---------------|-----|---------------|
| % | Efficiency | 2Min | 2 Minute Suspensions | 6m | 6-metre Shots | 7m | 7-metre Shots |
| AS | Assists | BS | Blocked Shots | BT | Breakthroughs | EX | Exclusions |
| G/S | Goals/Shots | n/a | not applicable | RC | Red Cards | S/S | Saves/Shots |
| TF | Technical Faults | TP | Time Played | Wing | Wing Shots | YC | Yellow Cards |
| | | | | | | 9m | 9-metre Shots |
| | | | | | | FB | Fast Breaks |
| | | | | | | ST | Steals |



RESULTS

比赛成绩 / RÉSULTATS

BRA 29 - 22 CHN

(14 - 10) (15 - 12)

Referees: (7) ELMOAMLI M / (8) SHABAN ALI S (EGY)

RUNNING SCORE

BRA - CHN

BRA - Brazil

| Players | | Shots | | | | | | | | Penalties | | | |
|---------|------------------------|-------|-----|------|------|------|-----|-----|-----|-----------|------|----|----|
| No. | Name | G/S | % | 6m | Wing | 9m | 7m | FB | BT | YC | 2Min | RC | EX |
| 1 | SANTOS Maik | | | | | | | | | | | | |
| 3 | PACHECO FILHO Fernando | 4/6 | 67 | 1/1 | | 1/2 | 0/1 | 2/2 | | | | | |
| 5 | ERTEL Carlos | 0/3 | 0 | 0/3 | | | | | | 1 | | | |
| 7 | RUY Renato | 1/1 | 100 | | 1/1 | | | | | | 1 | | |
| 8 | SOUZA Bruno | 2/6 | 33 | 0/1 | | 1/4 | | | 1/1 | | | | |
| 9 | BORTOLINI Leonardo | 3/7 | 43 | 0/2 | | 2/3 | 0/1 | | 1/1 | | | | |
| 10 | JUSTINO Helio | 5/6 | 83 | | 1/2 | | 2/2 | 2/2 | | | | | |
| 12 | VASCONCELOS Alexandre | | | | | | | | | | | | |
| 13 | LAUREANO Silvio | 5/6 | 83 | 1/1 | 3/3 | | | 1/2 | | | | | |
| 14 | SILVA Alexandre | 1/4 | 25 | 1/4 | | | | | | | 1 | | |
| 17 | RIBEIRO Felipe | 5/8 | 63 | 1/1 | 2/3 | | 0/1 | 1/2 | 1/1 | | | | |
| 18 | SANTANA Bruno | 3/4 | 75 | 0/1 | | 1/1 | | 1/1 | 1/1 | 1 | | | |
| 19 | PIZZINATO Jardel | | | | | | | | | 1 | 1 | | |
| 28 | OLIVEIRA Guilherme | | | | | | | | | | | | |
| | Bench/Team | | | | | | | | | | | | |
| | Totals | 29/51 | 57 | 4/14 | 7/9 | 5/10 | 2/5 | 7/9 | 4/4 | 3 | 3 | 0 | 0 |

| Goalkeepers | | Saves | | | | | | | |
|-------------|-----------------------|-------|----|-----|------|-------|-----|-----|-----|
| No. | Name | S/S | % | 6m | Wing | 9m | 7m | FB | BT |
| 1 | SANTOS Maik | 16/32 | 50 | 4/8 | 2/2 | 9/16 | 1/1 | 0/3 | 0/2 |
| 12 | VASCONCELOS Alexandre | 2/8 | 25 | | | 1/4 | 0/1 | 1/3 | |
| | Totals | 18/40 | 45 | 4/8 | 2/2 | 10/20 | 1/2 | 1/6 | 0/2 |

CHN - China

| Players | | Shots | | | | | | | | Penalties | | | |
|---------|---------------|-------|-----|------|------|-------|-----|-----|-----|-----------|------|----|----|
| No. | Name | G/S | % | 6m | Wing | 9m | 7m | FB | BT | YC | 2Min | RC | EX |
| 2 | CUI Liang | 4/6 | 67 | 3/5 | | | | 1/1 | | | | | |
| 3 | ZHU Jie | 0/1 | 0 | 0/1 | | | | | | | | | |
| 5 | YAN Liang | 1/1 | 100 | | | | | 1/1 | | | 1 | | |
| 6 | CUI Lei | 4/7 | 57 | | | 3/6 | | 1/1 | | | | | |
| 7 | ZHANG Ji | 2/4 | 50 | 1/1 | | 1/3 | | | | 1 | | | |
| 8 | ZHOU Xiaojian | 1/2 | 50 | | | | | 1/2 | | | 1 | | |
| 10 | LI Hexin | 0/2 | 0 | 0/1 | | 0/1 | | | | 1 | 1 | | |
| 11 | ZHANG Xing | | | | | | | | | | | 1 | |
| 12 | WANG Long | | | | | | | | | | | | |
| 14 | TIAN Jianxia | 2/3 | 67 | | | 1/2 | | | 1/1 | | | | |
| 16 | YE Qiang | | | | | | | | | | | | |
| 18 | HAO Kexin | 3/7 | 43 | 0/1 | | 3/6 | | | | | | | |
| 19 | MIAO Qing | 3/9 | 33 | | | 2/8 | | | 1/1 | 1 | | | |
| 20 | ZHU Wenxin | 2/6 | 33 | 0/1 | 0/2 | | 1/2 | 1/1 | | | | | |
| | Bench/Team | | | | | | | | | 1 | | | |
| | Totals | 22/48 | 46 | 4/10 | 0/2 | 10/26 | 1/2 | 5/6 | 2/2 | 4 | 4 | 0 | 0 |

| Goalkeepers | | Saves | | | | | | | |
|-------------|-----------|-------|----|------|------|-----|-----|-----|-----|
| No. | Name | S/S | % | 6m | Wing | 9m | 7m | FB | BT |
| 12 | WANG Long | 2/5 | 40 | | 1/1 | | 1/1 | 0/1 | 0/2 |
| 16 | YE Qiang | 11/37 | 30 | 7/11 | 1/8 | 3/8 | 0/2 | 0/6 | 0/2 |
| | Totals | 13/42 | 31 | 7/11 | 2/9 | 3/8 | 1/3 | 0/7 | 0/4 |

| 1st Half | |
|-----------------|--------------------|
| RIBEIRO F | 1 (2') 0 |
| | 1 (3') 1 HAO K |
| RIBEIRO F | 2 (4') 1 |
| | 2 (7') 2 ZHANG J |
| | 2 (8') 3 MIAO Q |
| SOUZA B | 3 (10') 3 |
| | 3 (10') 4 CUI L |
| | 3 (11') 5 HAO K |
| RUY R | 4 (11') 5 |
| RIBEIRO F | 5 (13') 5 |
| SANTANA B | 6 (16') 5 |
| SANTANA B | 7 (18') 5 |
| | 7 (20') 6 CUI L |
| RIBEIRO F | 8 (20') 6 |
| SANTANA B | 9 (21') 6 |
| SILVA A | 10 (23') 6 |
| | 10 (24') 7 CUI L |
| RIBEIRO F | 11 (24') 7 |
| | 11 (25') 8 ZHANG J |
| PACHECO FILHO F | 12 (27') 8 |
| PACHECO FILHO F | 13 (29') 8 |
| | 13 (29') 9 CUI L |
| | 13 (30') 10 ZHU W |
| JUSTINO H | 14 (30') 10 |

| 2nd Half | |
|-----------------|--------------------|
| JUSTINO H | 15 (31') 10 |
| PACHECO FILHO F | 16 (35') 10 |
| LAUREANO S | 17 (35') 10 |
| SOUZA B | 18 (37') 10 |
| JUSTINO H | 19 (37') 10 |
| PACHECO FILHO F | 20 (38') 10 |
| | 20 (39') 11 CUI L |
| BORTOLINI L | 21 (40') 11 |
| | 21 (42') 12 CUI L |
| | 21 (43') 13 CUI L |
| LAUREANO S | 22 (44') 13 |
| BORTOLINI L | 23 (45') 13 |
| | 23 (45') 14 HAO K |
| | 23 (46') 15 CUI L |
| BORTOLINI L | 24 (48') 15 |
| | 24 (50') 16 TIAN J |
| | 24 (51') 17 ZHOU X |
| LAUREANO S | 25 (52') 17 |
| JUSTINO H | 26 (52') 17 |
| | 26 (53') 18 MIAO Q |
| | 26 (55') 19 TIAN J |
| JUSTINO H | 27 (55') 19 |
| LAUREANO S | 28 (56') 19 |
| | 28 (57') 20 ZHU W |
| LAUREANO S | 29 (58') 20 |
| | 29 (59') 21 YAN L |
| | 29 (60') 22 MIAO Q |

| Legend: | | | | | | | | | |
|---------|---------------|------|----------------------|----|---------------|-----|---------------|----|---------------|
| % | Efficiency | 2Min | 2 Minute Suspensions | 6m | 6-metre Shots | 7m | 7-metre Shots | 9m | 9-metre Shots |
| BT | Breakthroughs | EX | Exclusions | FB | Fast Breaks | G/S | Goals/Shots | RC | Red Cards |
| S/S | Saves/Shots | Wing | Wing Shots | YC | Yellow Cards | | | | |



MATCH TEAM STATISTICS

参赛队技术统计 / STATISTIQUES DU MATCH PAR ÉQUIPE

BRA 29 - 22 CHN

(14 - 10) (15 - 12)

Referees: (7) ELMOAMLI M / (8) SHABAN ALI S (EGY)

BRA - Brazil

| Players | | Shots | | | | | | | | Offence | | Defence | | Penalties | | | | TP |
|---------------|------------------------|-------|-----|------|------|------|-----|-----|-----|---------|----|---------|----|-----------|------|----|----|-------|
| No. | Name | G/S | % | 6m | Wing | 9m | 7m | FB | BT | AS | TF | ST | BS | YC | 2Min | RC | EX | |
| 1 | SANTOS Maik | | | | | | | | | 3 | | | | | | | | 49:55 |
| 3 | PACHECO FILHO Fernando | 4/6 | 67 | 1/1 | | 1/2 | 0/1 | 2/2 | | 4 | | | | | | | | 50:16 |
| 5 | ERTEL Carlos | 0/3 | 0 | 0/3 | | | | | | 1 | 3 | | | 1 | | | | 17:32 |
| 7 | RUY Renato | 1/1 | 100 | | 1/1 | | | | | 1 | 3 | | | | 1 | | | 40:06 |
| 8 | SOUZA Bruno | 2/6 | 33 | 0/1 | | 1/4 | | | 1/1 | 1 | 2 | | | | | | | 14:48 |
| 9 | BORTOLINI Leonardo | 3/7 | 43 | 0/2 | | 2/3 | 0/1 | | 1/1 | 3 | | | | | | | | 23:23 |
| 10 | JUSTINO Helio | 5/6 | 83 | | 1/2 | | 2/2 | 2/2 | | | | | | | | | | 29:38 |
| 12 | VASCONCELOS Alexandre | | | | | | | | | | | | | | | | | 10:05 |
| 13 | LAUREANO Silvio | 5/6 | 83 | 1/1 | 3/3 | | | 1/2 | | 1 | | | | | | | | 25:02 |
| 14 | SILVA Alexandre | 1/4 | 25 | 1/4 | | | | | | | 1 | | | | 1 | | | 35:07 |
| 17 | RIBEIRO Felipe | 5/8 | 63 | 1/1 | 2/3 | | 0/1 | 1/2 | 1/1 | 1 | | 2 | | | | | | 31:48 |
| 18 | SANTANA Bruno | 3/4 | 75 | 0/1 | | 1/1 | | 1/1 | 1/1 | 3 | | 1 | | 1 | | | | 50:29 |
| 19 | PIZZINATO Jardel | | | | | | | | | | 1 | | 1 | 1 | 1 | | | 24:48 |
| 28 | OLIVEIRA Guilherme | | | | | | | | | | | 1 | | | | | | 17:03 |
| | Bench/Team | | | | | | | | | | | | | | | | | |
| Totals | | 29/51 | 57 | 4/14 | 7/9 | 5/10 | 2/5 | 7/9 | 4/4 | 18 | 11 | 4 | 1 | 3 | 3 | 0 | 0 | |

| Goalkeepers | | Total Shots | | 6m Shots | | Wing Shots | | 9m Shots | | 7m Shots | | Fast Breaks | | Breakthroughs | |
|---------------|-----------------------|-------------|----|----------|----|------------|-----|----------|----|----------|-----|-------------|----|---------------|---|
| No. | Name | S/S | % | S/S | % | S/S | % | S/S | % | S/S | % | S/S | % | S/S | % |
| 1 | SANTOS Maik | 16/32 | 50 | 4/8 | 50 | 2/2 | 100 | 9/16 | 56 | 1/1 | 100 | 0/3 | 0 | 0/2 | 0 |
| 12 | VASCONCELOS Alexandre | 2/8 | 25 | | | | | 1/4 | 25 | 0/1 | 0 | 1/3 | 33 | | |
| Totals | | 18/40 | 45 | 4/8 | 50 | 2/2 | 100 | 10/20 | 50 | 1/2 | 50 | 1/6 | 17 | 0/2 | 0 |

| Team Shots | Goals | Saves | Missed | Post | Blocked | Total | % |
|---------------|-------|-------|--------|------|---------|-------|-----|
| 6m Shots | 4 | 7 | 1 | 2 | 0 | 14 | 29 |
| Wing Shots | 7 | 2 | 0 | 0 | 0 | 9 | 78 |
| 9m Shots | 5 | 3 | 2 | 0 | 0 | 10 | 50 |
| 7m Shots | 2 | 1 | 2 | 0 | n/a | 5 | 40 |
| Fast Breaks | 7 | 0 | 0 | 2 | 0 | 9 | 78 |
| Breakthroughs | 4 | 0 | 0 | 0 | 0 | 4 | 100 |
| Totals | 29 | 13 | 5 | 4 | 0 | 51 | 57 |

Number of Attacks: 56, Scoring Efficiency: 52%



OSC GYMNASIUM
 奥体中心体育馆
 GYMNASE DU CSO

SAT 星期六 SAM
 16 AUG 2008
 9:00

HANDBALL
 手球 / HANDBALL

MEN
 男子项目 / HOMMES

PRELIMINARY GROUP A - MATCH 19
 预赛A组 - 第19场 / PRÉLIMINAIRE GROUPE A - MATCH 19



MATCH TEAM STATISTICS
 参赛队技术统计 / STATISTIQUES DU MATCH PAR ÉQUIPE

BRA 29 - 22 CHN
 (14 - 10) (15 - 12)

Referees: (7) ELMOAMLI M / (8) SHABAN ALI S (EGY)

BRA - Brazil

Shots Distribution

| Players | | | Goals / Shots | | | |
|-------------------|-----------------|--------------|----------------|---------------|--------------|---------------|
| 3 PACHECO FILHO F | 5 ERTEL C | 7 RUY R | 8 SOUZA B | 9 BORTOLINI L | 10 JUSTINO H | 13 LAUREANO S |
| 2/3 | | | | 3/3 | | 2/2 |
| | | | | | | 1/1 |
| | | | | | | 1/1 |
| 1-Missed | 1-Missed 1-Post | | 1-Missed | 1-Missed | | 1-Post |
| 14 SILVA A | 17 RIBEIRO F | 18 SANTANA B | 19 PIZZINATO J | 28 OLIVEIRA G | | |
| | | | | | | |
| | | | | | | |
| 1-Post | 1-Missed 1-Post | | | | | |

| Team | Offence | Defence | Goalkeepers |
|-----------------|-------------------|-------------------|------------------|
| Goals / Shots | | | Saves / Shots |
| 6/7 | 4/4 Breakthroughs | 2/2 Breakthroughs | 0/4 |
| 1/1 | 1/2 | 5/8 | 4/7 |
| 4/4 | 0/1 | 0/2 | 3/7 |
| 5-Missed 4-Post | 3/11 | 2/11 | 1 SANTOS M |
| | 3/7 | 4/8 | 0/2 |
| | 2/5 7m | 3/7 | 0/1 |
| | 0/1 | 0/0 | 4/7 |
| | 2/2 | 1/2 7m | 2/4 |
| | 7/9 Fast Breaks | 0/0 | 12 VASCONCELOS A |
| | | 0/0 | 0/2 |
| | | | 1/3 |
| | | | 0/2 |



MATCH TEAM STATISTICS

参赛队技术统计 / STATISTIQUES DU MATCH PAR ÉQUIPE

BRA 29 - 22 CHN

(14 - 10) (15 - 12)

Referees: (7) ELMOAMLI M / (8) SHABAN ALI S (EGY)

CHN - China

| Players | | Shots | | | | | | | | Offence | | Defence | | Penalties | | | TP | |
|---------------|---------------|-------|-----|------|------|-------|-----|-----|-----|---------|----|---------|----|-----------|------|----|----|-------|
| No. | Name | G/S | % | 6m | Wing | 9m | 7m | FB | BT | AS | TF | ST | BS | YC | 2Min | RC | EX | |
| 2 | CUI Liang | 4/6 | 67 | 3/5 | | | | 1/1 | | | | | | | | | | 57:45 |
| 3 | ZHU Jie | 0/1 | 0 | 0/1 | | | | | | | 1 | | | | | | | 14:17 |
| 5 | YAN Liang | 1/1 | 100 | | | | | 1/1 | | | | | | | 1 | | | 19:11 |
| 6 | CUI Lei | 4/7 | 57 | | | 3/6 | | 1/1 | | | 2 | | | | | | | 34:09 |
| 7 | ZHANG Ji | 2/4 | 50 | 1/1 | | 1/3 | | | | 2 | | | | 1 | | | | 18:27 |
| 8 | ZHOU Xiaojian | 1/2 | 50 | | | | | 1/2 | | 1 | | | | | 1 | | | 21:06 |
| 10 | LI Hexin | 0/2 | 0 | 0/1 | | 0/1 | | | | | | | | 1 | 1 | | | 25:51 |
| 11 | ZHANG Xing | | | | | | | | | | | | | | 1 | | | 19:22 |
| 12 | WANG Long | | | | | | | | | | 1 | | | | | | | 9:06 |
| 14 | TIAN Jianxia | 2/3 | 67 | | | 1/2 | | | 1/1 | 1 | 1 | | | | | | | 14:43 |
| 16 | YE Qiang | | | | | | | | | 2 | | | | | | | | 50:54 |
| 18 | HAO Kexin | 3/7 | 43 | 0/1 | | 3/6 | | | | 1 | 4 | | | | | | | 36:04 |
| 19 | MIAO Qing | 3/9 | 33 | | | 2/8 | | | 1/1 | | 3 | 1 | | 1 | | | | 58:12 |
| 20 | ZHU Wenxin | 2/6 | 33 | 0/1 | 0/2 | | 1/2 | 1/1 | | | | 1 | | | | | | 40:53 |
| | Bench/Team | | | | | | | | | | | | | 1 | | | | |
| Totals | | 22/48 | 46 | 4/10 | 0/2 | 10/26 | 1/2 | 5/6 | 2/2 | 7 | 12 | 2 | 0 | 4 | 4 | 0 | 0 | |

| Goalkeepers | | Total Shots | | 6m Shots | | Wing Shots | | 9m Shots | | 7m Shots | | Fast Breaks | | Breakthroughs | |
|---------------|-----------|-------------|----|----------|----|------------|-----|----------|----|----------|-----|-------------|---|---------------|---|
| No. | Name | S/S | % | S/S | % | S/S | % | S/S | % | S/S | % | S/S | % | S/S | % |
| 12 | WANG Long | 2/5 | 40 | | | 1/1 | 100 | | | 1/1 | 100 | 0/1 | 0 | 0/2 | 0 |
| 16 | YE Qiang | 11/37 | 30 | 7/11 | 64 | 1/8 | 13 | 3/8 | 38 | 0/2 | 0 | 0/6 | 0 | 0/2 | 0 |
| Totals | | 13/42 | 31 | 7/11 | 64 | 2/9 | 22 | 3/8 | 38 | 1/3 | 33 | 0/7 | 0 | 0/4 | 0 |

| Team Shots | Goals | Saves | Missed | Post | Blocked | Total | % |
|---------------|-------|-------|--------|------|---------|-------|-----|
| 6m Shots | 4 | 4 | 2 | 0 | 0 | 10 | 40 |
| Wing Shots | 0 | 2 | 0 | 0 | 0 | 2 | 0 |
| 9m Shots | 10 | 10 | 2 | 3 | 1 | 26 | 38 |
| 7m Shots | 1 | 1 | 0 | 0 | n/a | 2 | 50 |
| Fast Breaks | 5 | 1 | 0 | 0 | 0 | 6 | 83 |
| Breakthroughs | 2 | 0 | 0 | 0 | 0 | 2 | 100 |
| Totals | 22 | 18 | 4 | 3 | 1 | 48 | 46 |

Number of Attacks: 56, Scoring Efficiency: 39%



MATCH TEAM STATISTICS
 参赛队技术统计 / STATISTIQUES DU MATCH PAR ÉQUIPE

BRA 29 - 22 CHN
 (14 - 10) (15 - 12)

Referees: (7) ELMOAMLI M / (8) SHABAN ALI S (EGY)

CHN - China

Shots Distribution

| Players | | | Goals / Shots | | | | | | | | | | | | | | | | | |
|-------------------|-----|-----|------------------|-----|-----|-----------------|-----|-----|------------------|-----|-----|------------------|-----|-----|-----------------|-----|--|----------------|--|--|
| 2 CUI L | | | 3 ZHU J | | | 5 YAN L | | | 6 CUI L | | | 7 ZHANG J | | | 8 ZHOU X | | | 10 LI H | | |
| 1/1 | 1/1 | | | | | | | | 1/1 | | | | | | | 0/1 | | | | |
| 1/1 | | 0/1 | | 0/1 | | | | | 1/1 | | 1/1 | | | 0/2 | | | | | | |
| 1/1 | | | | | | | | 1/1 | | 1/1 | | | 1/1 | 1/1 | 1/1 | | | 0/1 | | |
| 1-Missed | | | | | | | | | 2-Missed 1-Post | | | | | | 1-Post | | | | | |
| 11 ZHANG X | | | 14 TIAN J | | | 18 HAO K | | | 19 MIAO Q | | | 20 ZHU W | | | | | | | | |
| | | | 1/1 | | | | | 1/2 | 1/1 | | | | | 0/1 | | | | | | |
| | | | | | 1/1 | 1/1 | | 0/1 | 0/2 | | 0/1 | | 0/2 | 1/1 | | | | | | |
| | | | | | 0/1 | | 0/1 | 1/1 | 1/2 | | 1/1 | 1/2 | | | | | | | | |
| | | | 1-Missed | | | | | | 1-Post 1-Blocked | | | | | | | | | | | |

| Team | Offence | Defence | Goalkeepers | | |
|---------------------------|--|---------|--|-----|------|
| Goals / Shots | | | Saves / Shots | | |
| 4/4 | 1/2 | 1/3 | 1/7 | 0/1 | 0/2 |
| 3/7 | 0/1 | 3/8 | 0/1 | | 5/9 |
| 4/7 | 2/3 | 4/5 | 0/4 | 2/5 | 5/13 |
| 4-Missed 3-Post 1-Blocked |  | | 12 WANG L 0/1 1/2 1/2 | | |
| | | | 16 YE Q 1/7 0/1 0/2 4/7 0/4 2/5 4/11 | | |

| | | | | | |
|----------------------------|---------------------------|----------------------------------|-------------------------|-------------------------|-------------------------|
| Legend: | % Efficiency | 2Min 2 Minute Suspensions | 6m 6-metre Shots | 7m 7-metre Shots | 9m 9-metre Shots |
| AS Assists | BS Blocked Shots | BT Breakthroughs | EX Exclusions | FB Fast Breaks | |
| G/S Goals/Shots | n/a not applicable | RC Red Cards | S/S Saves/Shots | ST Steals | |
| TF Technical Faults | TP Time Played | Wing Wing Shots | YC Yellow Cards | | |





RESULTS

比赛成绩 / RÉSULTATS

FRA 28 - 21 ESP

(16 - 10) (12 - 11)

Referees: (13) LEMME F / (14) ULLRICH B (GER)

RUNNING SCORE

FRA - ESP

FRA - France

| No. | Name | Shots | | | | | | | | Penalties | | | |
|-----|------------------|-------|----|-------|------|------|-----|------|-----|-----------|------|----|----|
| | | G/S | % | 6m | Wing | 9m | 7m | FB | BT | YC | 2Min | RC | EX |
| 3 | DINART Didier | | | | | | | | | 1 | 1 | | |
| 4 | BURDET Cedric | 2/6 | 33 | 1/1 | | 1/4 | | 0/1 | | 1 | | | |
| 5 | GILLE Guillaume | 2/6 | 33 | 2/2 | | 0/3 | | 0/1 | | | | | |
| 6 | GILLE Bertrand | 6/8 | 75 | 5/7 | | | | 1/1 | | 1 | 1 | | |
| 8 | NARCISSE Daniel | 5/7 | 71 | 2/2 | | 2/4 | | 1/1 | | | | | |
| 11 | GIRAULT Olivier | 1/3 | 33 | | | | | 1/3 | | | | | |
| 12 | KARABOUE Daouda | | | | | | | | | | | | |
| 13 | KARABATIC Nikola | 5/12 | 42 | 1/2 | 0/1 | 3/8 | | | 1/1 | | | | |
| 14 | KEMPE Christophe | | | | | | | | | | | | |
| 16 | OMEYER Thierry | 0/1 | 0 | | | | | 0/1 | | | | | |
| 18 | ABATI Joel | | | | | | | | | | | | |
| 19 | ABALO Luc | 3/5 | 60 | | 1/3 | | | 1/1 | 1/1 | | 1 | | |
| 21 | GUIGOU Michael | 4/5 | 80 | | 1/2 | | 1/1 | 2/2 | | | | | |
| 26 | PATY Cedric | | | | | | | | | | | | |
| | Bench/Team | | | | | | | | | | | | |
| | Totals | 28/53 | 53 | 11/14 | 2/6 | 6/19 | 1/1 | 6/11 | 2/2 | 3 | 3 | 0 | 0 |

| No. | Name | Saves | | | | | | | |
|-----|-----------------|-------|----|-----|------|------|-----|-----|-----|
| | | S/S | % | 6m | Wing | 9m | 7m | FB | BT |
| 12 | KARABOUE Daouda | 1/2 | 50 | | | | 1/2 | | |
| 16 | OMEYER Thierry | 13/33 | 39 | 3/8 | 1/2 | 9/13 | 0/3 | 0/3 | 0/4 |
| | Totals | 14/35 | 40 | 3/8 | 1/2 | 9/13 | 1/5 | 0/3 | 0/4 |

ESP - Spain

| No. | Name | Shots | | | | | | | | Penalties | | | |
|-----|-----------------------|-------|-----|-----|------|------|-----|-----|-----|-----------|------|----|----|
| | | G/S | % | 6m | Wing | 9m | 7m | FB | BT | YC | 2Min | RC | EX |
| 1 | HOMBRADOS Jose Javier | | | | | | | | | | | | |
| 2 | ENTRERRIOS Alberto | 1/6 | 17 | 0/1 | | 1/4 | | | 0/1 | | 1 | | |
| 4 | ROCAS Albert | 1/4 | 25 | | 0/3 | | | 1/1 | | | | | |
| 5 | ENTRERRIOS Raul | 1/3 | 33 | | | 1/3 | | | | | | | |
| 6 | GARABAYA Ruben | 1/1 | 100 | | | | | 1/1 | | 1 | | | |
| 7 | PRIETO Carlos | 2/3 | 67 | 2/3 | | | | | | 1 | | | |
| 8 | BELAUSTEGUI Jon | 1/1 | 100 | | | 1/1 | | | | 1 | 2 | | |
| 11 | LOZANO Demetrio | 1/5 | 20 | 1/1 | | 0/4 | | | | | | | |
| 15 | DAVIS David | | | | | | | | | | | | |
| 16 | BARRUFET David | | | | | | | | | | | | |
| 17 | GARCIA Juan | 7/8 | 88 | | 1/1 | | 4/5 | 1/1 | 1/1 | | | | |
| 18 | ROMERO Iker | 3/12 | 25 | 1/3 | | 0/7 | | | 2/2 | | | | |
| 21 | MALMAGRO Cristian | 3/4 | 75 | 1/1 | | 1/2 | | | 1/1 | | | | |
| 27 | TOMAS Victor | | | | | | | | | | | | |
| | Bench/Team | | | | | | | | | | | | |
| | Totals | 21/47 | 45 | 5/9 | 1/4 | 4/21 | 4/5 | 3/3 | 4/5 | 3 | 3 | 0 | 0 |

| No. | Name | Saves | | | | | | | |
|-----|-----------------------|-------|----|------|------|------|-----|-----|-----|
| | | S/S | % | 6m | Wing | 9m | 7m | FB | BT |
| 1 | HOMBRADOS Jose Javier | | | | | | | | |
| 16 | BARRUFET David | 13/39 | 33 | 3/14 | 2/4 | 7/13 | 0/1 | 1/5 | 0/2 |
| | Totals | 13/41 | 32 | 3/14 | 2/4 | 7/13 | 0/1 | 1/7 | 0/2 |

| 1st Half | |
|-------------|-------------------------|
| GILLE B | 1 (5') 0 |
| | 1 (5') 1 MALMAGRO C |
| | 1 (6') 2 MALMAGRO C |
| GUIGOU M | 2 (7') 2 |
| ABALO L | 3 (8') 2 |
| GILLE B | 4 (10') 2 |
| GUIGOU M | 5 (11') 2 |
| ABALO L | 6 (12') 2 |
| GILLE B | 7 (12') 2 |
| GUIGOU M | 8 (13') 2 |
| | 8 (16') 3 BELAUSTEGUI J |
| NARCISSE D | 9 (17') 3 |
| | 9 (18') 4 ROCAS A |
| GUIGOU M | 10 (18') 4 |
| | 10 (19') 5 PRIETO C |
| BURDET C | 11 (20') 5 |
| | 11 (21') 6 ENTRERRIOS R |
| NARCISSE D | 12 (21') 6 |
| | 12 (22') 7 GARCIA J |
| | 12 (23') 8 GARCIA J |
| ABALO L | 13 (24') 8 |
| | 13 (24') 9 MALMAGRO C |
| | 13 (27') 10 GARCIA J |
| NARCISSE D | 14 (27') 10 |
| GILLE B | 15 (28') 10 |
| KARABATIC N | 16 (29') 10 |

| 2nd Half | |
|-------------|--------------------------|
| | 16 (32') 11 LOZANO D |
| | 16 (33') 12 ENTRERRIOS A |
| | 16 (34') 13 GARABAYA R |
| GILLE G | 17 (35') 13 |
| GILLE B | 18 (37') 13 |
| GILLE B | 19 (40') 13 |
| NARCISSE D | 20 (42') 13 |
| | 20 (45') 14 PRIETO C |
| KARABATIC N | 21 (45') 14 |
| | 21 (46') 15 GARCIA J |
| KARABATIC N | 22 (47') 15 |
| | 22 (47') 16 ROMERO I |
| | 22 (48') 17 GARCIA J |
| KARABATIC N | 23 (49') 17 |
| | 23 (49') 18 ROMERO I |
| KARABATIC N | 24 (50') 18 |
| | 24 (52') 19 ROMERO I |
| NARCISSE D | 25 (53') 19 |
| | 25 (54') 20 GARCIA J |
| | 25 (55') 21 GARCIA J |
| GILLE G | 26 (56') 21 |
| BURDET C | 27 (60') 21 |
| GIRAULT O | 28 (60') 21 |

| Legend: | | | | | | | | | |
|---------|---------------|------|----------------------|----|---------------|-----|---------------|----|---------------|
| % | Efficiency | 2Min | 2 Minute Suspensions | 6m | 6-metre Shots | 7m | 7-metre Shots | 9m | 9-metre Shots |
| BT | Breakthroughs | EX | Exclusions | FB | Fast Breaks | G/S | Goals/Shots | RC | Red Cards |
| S/S | Saves/Shots | Wing | Wing Shots | YC | Yellow Cards | | | | |



MATCH TEAM STATISTICS

参赛队技术统计 / STATISTIQUES DU MATCH PAR ÉQUIPE

FRA 28 - 21 ESP

(16 - 10) (12 - 11)

Referees: (13) LEMME F / (14) ULLRICH B (GER)

FRA - France

| No. | Name | Shots | | | | | | | | Offence | | Defence | | Penalties | | | | TP |
|---------------|------------------|-------|----|-------|------|------|-----|------|-----|---------|----|---------|----|-----------|------|----|----|-------|
| | | G/S | % | 6m | Wing | 9m | 7m | FB | BT | AS | TF | ST | BS | YC | 2Min | RC | EX | |
| 3 | DINART Didier | | | | | | | | | | | 2 | 4 | 1 | 1 | | | 29:05 |
| 4 | BURDET Cedric | 2/6 | 33 | 1/1 | | 1/4 | | 0/1 | | 2 | 1 | 1 | | 1 | | | | 36:18 |
| 5 | GILLE Guillaume | 2/6 | 33 | 2/2 | | 0/3 | | 0/1 | | 2 | 1 | 2 | 3 | | | | | 33:41 |
| 6 | GILLE Bertrand | 6/8 | 75 | 5/7 | | | | 1/1 | | 2 | | | | 1 | 1 | | | 44:25 |
| 8 | NARCISSE Daniel | 5/7 | 71 | 2/2 | | 2/4 | | 1/1 | | 2 | | | | | | | | 44:26 |
| 11 | GIRAULT Olivier | 1/3 | 33 | | | | | 1/3 | | | | | | | | | | 15:38 |
| 12 | KARABOUE Daouda | | | | | | | | | | | | | | | | | 0:25 |
| 13 | KARABATIC Nikola | 5/12 | 42 | 1/2 | 0/1 | 3/8 | | | 1/1 | 6 | 2 | 1 | 1 | | | | | 47:18 |
| 14 | KEMPE Christophe | | | | | | | | | | 2 | | | | | | | 4:47 |
| 16 | OMEYER Thierry | 0/1 | 0 | | | | | 0/1 | | 1 | | | | | | | | 59:35 |
| 18 | ABATI Joel | | | | | | | | | | | | | | | | | 15:38 |
| 19 | ABALO Luc | 3/5 | 60 | | 1/3 | | | 1/1 | 1/1 | 1 | 3 | 1 | | | 1 | | | 44:22 |
| 21 | GUIGOU Michael | 4/5 | 80 | | 1/2 | | 1/1 | 2/2 | | 1 | 1 | 1 | | | | | | 44:22 |
| 26 | PATY Cedric | | | | | | | | | | | | | | | | | |
| | Bench/Team | | | | | | | | | | | | | | | | | |
| Totals | | 28/53 | 53 | 11/14 | 2/6 | 6/19 | 1/1 | 6/11 | 2/2 | 17 | 10 | 8 | 8 | 3 | 3 | 0 | 0 | |

| No. | Name | Total Shots | | 6m Shots | | Wing Shots | | 9m Shots | | 7m Shots | | Fast Breaks | | Breakthroughs | |
|---------------|-----------------|-------------|----|----------|----|------------|----|----------|----|----------|----|-------------|---|---------------|---|
| | | S/S | % | S/S | % | S/S | % | S/S | % | S/S | % | S/S | % | S/S | % |
| 12 | KARABOUE Daouda | 1/2 | 50 | | | | | | | 1/2 | 50 | | | | |
| 16 | OMEYER Thierry | 13/33 | 39 | 3/8 | 38 | 1/2 | 50 | 9/13 | 69 | 0/3 | 0 | 0/3 | 0 | 0/4 | 0 |
| Totals | | 14/35 | 40 | 3/8 | 38 | 1/2 | 50 | 9/13 | 69 | 1/5 | 20 | 0/3 | 0 | 0/4 | 0 |

| Team Shots | Goals | Saves | Missed | Post | Blocked | Total | % |
|---------------|-------|-------|--------|------|---------|-------|-----|
| 6m Shots | 11 | 3 | 0 | 0 | 0 | 14 | 79 |
| Wing Shots | 2 | 2 | 1 | 1 | 0 | 6 | 33 |
| 9m Shots | 6 | 7 | 2 | 3 | 1 | 19 | 32 |
| 7m Shots | 1 | 0 | 0 | 0 | n/a | 1 | 100 |
| Fast Breaks | 6 | 1 | 4 | 0 | 0 | 11 | 55 |
| Breakthroughs | 2 | 0 | 0 | 0 | 0 | 2 | 100 |
| Totals | 28 | 13 | 7 | 4 | 1 | 53 | 53 |

Number of Attacks: 58, Scoring Efficiency: 48%



OSC GYMNASIUM
 奥体中心体育馆
 GYMNASE DU CSO

SAT 星期六 SAM
 16 AUG 2008
 14:00

HANDBALL
 手球 / HANDBALL

MEN
 男子项目 / HOMMES

PRELIMINARY GROUP A - MATCH 21
 预赛A组 - 第21场 / PRÉLIMINAIRE GROUPE A - MATCH 21



MATCH TEAM STATISTICS

参赛队技术统计 / STATISTIQUES DU MATCH PAR ÉQUIPE

FRA 28 - 21 ESP
 (16 - 10) (12 - 11)

Referees: (13) LEMME F / (14) ULLRICH B (GER)

FRA - France

Shots Distribution

Players
Goals / Shots

| 3 DINART D | 4 BURDET C | 5 GILLE G | 6 GILLE B | 8 NARCISSE D | 11 GIRAULT O | 13 KARABATIC N |
|------------|------------|-----------|-------------|--------------|--------------|----------------|
| | 1/1 | | 1/1 1/1 | 0/1 | | 1/1 0/1 |
| | 1/1 | 1/1 | 0/1 | | | 1/1 |
| | 0/1 | 0/2 | 2/2 1/2 1/1 | 2/2 1/1 | 1/1 | 0/1 3/5 |

1-Blocked 2-Missed 1-Post 2-Missed 1-Missed 2-Post

| 14 KEMPE C | 18 ABATI J | 19 ABALO L | 21 GUIGOU M | 26 PATY C |
|------------|------------|------------|-------------|-----------|
| | | 1/1 | 1/1 2/2 | |
| | | 1/2 | | |
| | | 1/1 | 1/1 | |

1-Missed 1-Post

| Team | Offence | Defence | Goalkeepers | | | | | | | | | | | | | | | | | | | | | | | | | | | | | | | | | |
|--|---------|---------|---------------|-----|--|-----|-----|-----|------|--|--|---|-----|-----|-----|-----|-----|-----|-----|-----|-----|-----|--|--|--|-----|--|-----|-----|-----|-----|-----|-----|-----|-----|-----|
| Goals / Shots | | | Saves / Shots | | | | | | | | | | | | | | | | | | | | | | | | | | | | | | | | | |
| <table border="1"> <tr><td>3/4</td><td>1/2</td><td>4/4</td></tr> <tr><td>3/4</td><td></td><td>4/6</td></tr> <tr><td>5/6</td><td>2/5</td><td>6/10</td></tr> </table> <p>7-Missed 4-Post 1-Blocked</p> | 3/4 | 1/2 | 4/4 | 3/4 | | 4/6 | 5/6 | 2/5 | 6/10 | | | <table border="1"> <tr><td>2/3</td><td>2/2</td><td>0/2</td></tr> <tr><td>3/6</td><td>2/2</td><td>1/2</td></tr> <tr><td>0/8</td><td>1/3</td><td>3/7</td></tr> </table> <p>12 KARABOUE D</p> <table border="1"> <tr><td>1/1</td><td></td><td></td></tr> <tr><td></td><td>0/1</td><td></td></tr> </table> <p>16 OMEYER T</p> <table border="1"> <tr><td>2/3</td><td>2/2</td><td>0/2</td></tr> <tr><td>2/5</td><td>2/2</td><td>1/2</td></tr> <tr><td>0/8</td><td>1/2</td><td>3/7</td></tr> </table> | 2/3 | 2/2 | 0/2 | 3/6 | 2/2 | 1/2 | 0/8 | 1/3 | 3/7 | 1/1 | | | | 0/1 | | 2/3 | 2/2 | 0/2 | 2/5 | 2/2 | 1/2 | 0/8 | 1/2 | 3/7 |
| 3/4 | 1/2 | 4/4 | | | | | | | | | | | | | | | | | | | | | | | | | | | | | | | | | | |
| 3/4 | | 4/6 | | | | | | | | | | | | | | | | | | | | | | | | | | | | | | | | | | |
| 5/6 | 2/5 | 6/10 | | | | | | | | | | | | | | | | | | | | | | | | | | | | | | | | | | |
| 2/3 | 2/2 | 0/2 | | | | | | | | | | | | | | | | | | | | | | | | | | | | | | | | | | |
| 3/6 | 2/2 | 1/2 | | | | | | | | | | | | | | | | | | | | | | | | | | | | | | | | | | |
| 0/8 | 1/3 | 3/7 | | | | | | | | | | | | | | | | | | | | | | | | | | | | | | | | | | |
| 1/1 | | | | | | | | | | | | | | | | | | | | | | | | | | | | | | | | | | | | |
| | 0/1 | | | | | | | | | | | | | | | | | | | | | | | | | | | | | | | | | | | |
| 2/3 | 2/2 | 0/2 | | | | | | | | | | | | | | | | | | | | | | | | | | | | | | | | | | |
| 2/5 | 2/2 | 1/2 | | | | | | | | | | | | | | | | | | | | | | | | | | | | | | | | | | |
| 0/8 | 1/2 | 3/7 | | | | | | | | | | | | | | | | | | | | | | | | | | | | | | | | | | |



MATCH TEAM STATISTICS

参赛队技术统计 / STATISTIQUES DU MATCH PAR ÉQUIPE

FRA 28 - 21 ESP

(16 - 10) (12 - 11)

Referees: (13) LEMME F / (14) ULLRICH B (GER)

ESP - Spain

| No. | Name | Shots | | | | | | | | Offence | | Defence | | Penalties | | | TP | |
|---------------|-----------------------|-------|-----|-----|------|------|-----|-----|-----|---------|----|---------|----|-----------|------|----|----|-------|
| | | G/S | % | 6m | Wing | 9m | 7m | FB | BT | AS | TF | ST | BS | YC | 2Min | RC | | EX |
| 1 | HOMBRADOS Jose Javier | | | | | | | | | | | | | | | | | |
| 2 | ENTRERRIOS Alberto | 1/6 | 17 | 0/1 | | 1/4 | | | 0/1 | 3 | 5 | | | | 1 | | | 40:14 |
| 4 | ROCAS Albert | 1/4 | 25 | | 0/3 | | | 1/1 | | 1 | | 1 | | | | | | 48:44 |
| 5 | ENTRERRIOS Raul | 1/3 | 33 | | | 1/3 | | | | 1 | 3 | 2 | | | | | | 29:56 |
| 6 | GARABAYA Ruben | 1/1 | 100 | | | | | 1/1 | | 1 | 1 | 1 | 1 | | | | | 32:58 |
| 7 | PRIETO Carlos | 2/3 | 67 | 2/3 | | | | | | 3 | 2 | 1 | | 1 | | | | 42:33 |
| 8 | BELAUSTEGUI Jon | 1/1 | 100 | | | 1/1 | | | | | 2 | | | 1 | 2 | | | 15:55 |
| 11 | LOZANO Demetrio | 1/5 | 20 | 1/1 | | 0/4 | | | | | | | | | | | | 23:37 |
| 15 | DAVIS David | | | | | | | | | | | | | | | | | 4:28 |
| 16 | BARRUFET David | | | | | | | | | | | | | | | | | 57:17 |
| 17 | GARCIA Juan | 7/8 | 88 | | 1/1 | | 4/5 | 1/1 | 1/1 | 2 | | | | | | | | 60:00 |
| 18 | ROMERO Iker | 3/12 | 25 | 1/3 | | 0/7 | | | 2/2 | 1 | 2 | 1 | | | | | | 29:51 |
| 21 | MALMAGRO Cristian | 3/4 | 75 | 1/1 | | 1/2 | | | 1/1 | | 2 | | | | | | | 25:39 |
| 27 | TOMAS Victor | | | | | | | | | | 1 | | | | | | | 8:48 |
| | Bench/Team | | | | | | | | | | | | | | | | | |
| Totals | | 21/47 | 45 | 5/9 | 1/4 | 4/21 | 4/5 | 3/3 | 4/5 | 12 | 18 | 6 | 1 | 3 | 3 | 0 | 0 | |

| No. | Name | Total Shots | | 6m Shots | | Wing Shots | | 9m Shots | | 7m Shots | | Fast Breaks | | Breakthroughs | |
|---------------|-----------------------|-------------|----|----------|----|------------|----|----------|----|----------|---|-------------|----|---------------|---|
| | | S/S | % | S/S | % | S/S | % | S/S | % | S/S | % | S/S | % | S/S | % |
| 1 | HOMBRADOS Jose Javier | | | | | | | | | | | | | | |
| 16 | BARRUFET David | 13/39 | 33 | 3/14 | 21 | 2/4 | 50 | 7/13 | 54 | 0/1 | 0 | 1/5 | 20 | 0/2 | 0 |
| Totals | | 13/41 | 32 | 3/14 | 21 | 2/4 | 50 | 7/13 | 54 | 0/1 | 0 | 1/7 | 14 | 0/2 | 0 |

| Team Shots | Goals | Saves | Missed | Post | Blocked | Total | % |
|---------------|-------|-------|--------|------|---------|-------|-----|
| 6m Shots | 5 | 3 | 1 | 0 | 0 | 9 | 56 |
| Wing Shots | 1 | 1 | 0 | 2 | 0 | 4 | 25 |
| 9m Shots | 4 | 9 | 1 | 0 | 7 | 21 | 19 |
| 7m Shots | 4 | 1 | 0 | 0 | n/a | 5 | 80 |
| Fast Breaks | 3 | 0 | 0 | 0 | 0 | 3 | 100 |
| Breakthroughs | 4 | 0 | 0 | 1 | 0 | 5 | 80 |
| Totals | 21 | 14 | 2 | 3 | 7 | 47 | 45 |

Number of Attacks: 57, Scoring Efficiency: 37%



OSC GYMNASIUM
 奥体中心体育馆
 GYMNASE DU CSO

SAT 星期六 SAM
 16 AUG 2008
 14:00

HANDBALL
 手球 / HANDBALL

MEN
 男子项目 / HOMMES

PRELIMINARY GROUP A - MATCH 21
 预赛A组 - 第21场 / PRÉLIMINAIRE GROUPE A - MATCH 21



MATCH TEAM STATISTICS

参赛队技术统计 / STATISTIQUES DU MATCH PAR ÉQUIPE

FRA 28 - 21 ESP
 (16 - 10) (12 - 11)

Referees: (13) LEMME F / (14) ULLRICH B (GER)

ESP - Spain

Shots Distribution

| Players | | | Goals / Shots | | | |
|------------------|-------------|----------------|---------------|------------|-----------------|-------------|
| 2 ENTRERRIOS A | 4 ROCAS A | 5 ENTRERRIOS R | 6 GARABAYA R | 7 PRIETO C | 8 BELAUSTEGUI J | 11 LOZANO D |
| 0/1 | 0/1 | 0/1 | 1/1 | 1/1 | 1/1 | 0/1 |
| 1/1 | 1/1 | 1/1 | 1/1 | 0/1 | 1/1 | 0/1 |
| 0/2 | | | | | | |
| 1-Post 1-Blocked | 2-Post | 1-Blocked | | | | 2-Blocked |
| 15 DAVIS D | 17 GARCIA J | 18 ROMERO I | 21 MALMAGRO C | 27 TOMAS V | | |
| | 0/1 | 1/2 | | | | |
| | 2/2 | 0/1 | 2/2 | | | |
| | 2/2 | 0/1 | 1/2 | | | |
| | 2/2 | 1/1 | 2/2 | | | |
| | | 2-Missed | 3-Blocked | | | |

| Team | Offence | Defence | Goalkeepers |
|---------------------------|-------------------|-------------------|----------------|
| Goals / Shots | | | Saves / Shots |
| 1/3 | 4/5 Breakthroughs | 2/2 Breakthroughs | 1/4 |
| 3/6 | 0/3 | 3/6 | 1/2 |
| 8/8 | 2/4 | 6/6 | 0/4 |
| 2-Missed 3-Post 7-Blocked | 1/2 | 3/12 | 2/6 |
| | 3/17 | 3/4 | 1/6 |
| | 4/5 7m | 0/1 | 3/5 |
| | 1/1 | 2/4 | 4/10 |
| | 0/2 | 1/1 7m | |
| | 3/3 Fast Breaks | 1/3 | 1 HOMBRADOS JJ |
| | 6/11 Fast Breaks | 1/3 | |
| | | | 16 BARRUFET D |
| | | | 1/4 |
| | | | 1/2 |
| | | | 0/4 |
| | | | 2/5 |
| | | | 4/10 |

| Legend: | | | | | | | |
|---------|------------------|------|----------------------|------|---------------|-----|---------------|
| % | Efficiency | 2Min | 2 Minute Suspensions | 6m | 6-metre Shots | 7m | 7-metre Shots |
| AS | Assists | BS | Blocked Shots | BT | Breakthroughs | EX | Exclusions |
| G/S | Goals/Shots | n/a | not applicable | RC | Red Cards | S/S | Saves/Shots |
| TF | Technical Faults | TP | Time Played | Wing | Wing Shots | YC | Yellow Cards |
| | | | | | | 9m | 9-metre Shots |
| | | | | | | FB | Fast Breaks |
| | | | | | | ST | Steals |



RESULTS
比赛成绩 / RÉSULTATS
CRO 24 - 27 POL
(12 - 13) (12 - 14)

Referees: (5) GJEDING M / (6) HANSEN M (DEN)

RUNNING SCORE

CRO - POL

CRO - Croatia

| Players | | Shots | | | | | | | | Penalties | | | |
|---------|-------------------|-------|-----|-----|------|------|-----|-----|-----|-----------|------|----|----|
| No. | Name | G/S | % | 6m | Wing | 9m | 7m | FB | BT | YC | 2Min | RC | EX |
| 1 | LOSERT Venio | | | | | | | | | | | | |
| 3 | SULIC Renato | 1/1 | 100 | 1/1 | | | | | | 1 | | | |
| 5 | DUVNJAK Domagoj | 5/10 | 50 | 2/2 | | 0/5 | | 2/2 | 1/1 | | | | |
| 6 | LACKOVIC Blazenko | 0/3 | 0 | | | 0/3 | | | | | | | |
| 9 | VORI Igor | 1/2 | 50 | 0/1 | 1/1 | | | | | | | | |
| 10 | DOMINIKOVIC Davor | | | | | | | | | | | | |
| 11 | DZOMBA Mirza | 7/10 | 70 | 1/1 | 0/2 | | 3/4 | 3/3 | | | | | |
| 13 | HORVAT Zlatko | | | | | | | | | | | | |
| 14 | VUKOVIC Drago | 3/7 | 43 | 1/1 | | 2/6 | | | | 1 | 1 | | |
| 17 | SPREM Goran | 1/1 | 100 | | | | | 1/1 | | | | | |
| 19 | METLICIC Petar | 2/8 | 25 | | | 1/7 | | | 1/1 | 1 | | | |
| 24 | VALCIC Tonci | 4/8 | 50 | 1/1 | | 3/7 | | | | | 1 | | |
| 25 | ALILOVIC Mirko | | | | | | | | | | | | |
| | Bench/Team | | | | | | | | | | | | |
| Totals | | 24/50 | 48 | 6/7 | 1/3 | 6/28 | 3/4 | 6/6 | 2/2 | 3 | 2 | 0 | 0 |

| Goalkeepers | | Saves | | | | | | | |
|-------------|----------------|-------|----|-----|------|------|-----|------|-----|
| No. | Name | S/S | % | 6m | Wing | 9m | 7m | FB | BT |
| 1 | LOSERT Venio | 6/17 | 35 | 0/3 | 1/2 | 4/5 | 0/1 | 1/5 | 0/1 |
| 25 | ALILOVIC Mirko | 7/23 | 30 | 2/4 | 0/2 | 4/9 | 0/2 | 1/5 | 0/1 |
| Totals | | 13/40 | 33 | 2/7 | 1/4 | 8/14 | 0/3 | 2/10 | 0/2 |

POL - Poland

| Players | | Shots | | | | | | | | Penalties | | | |
|---------|--------------------|-------|-----|-----|------|------|-----|------|-----|-----------|------|----|----|
| No. | Name | G/S | % | 6m | Wing | 9m | 7m | FB | BT | YC | 2Min | RC | EX |
| 1 | SZMAL Slawomir | | | | | | | | | | | | |
| 2 | JASZKA Bartlomiej | 3/3 | 100 | 1/1 | | 1/1 | | | 1/1 | | | | |
| 3 | LIJEWSKI Krzysztof | 3/5 | 60 | | | 2/4 | | 1/1 | | | | | |
| 5 | JACHLEWSKI Mateusz | 1/1 | 100 | | | | | 1/1 | | | 1 | | |
| 6 | TKACZYK Grzegorz | | | | | 0/3 | | | | 1 | | | |
| 8 | BIELECKI Karol | 0/3 | 0 | | | | | | | | | | |
| 9 | SIODMIAK Artur | | | | | | | | | | 1 | | |
| 13 | JURECKI Bartosz | 3/4 | 75 | 3/4 | | | | | | | | | |
| 14 | JURASIK Mariusz | 5/8 | 63 | 1/1 | 2/3 | | | 2/4 | | | | | |
| 15 | JURECKI Michal | 2/6 | 33 | 0/1 | | 1/2 | | 1/3 | | | | | |
| 16 | WICHARY Marcin | | | | | | | | | | | | |
| 19 | TLUCZYNSKI Tomasz | 7/9 | 78 | | 1/1 | 0/1 | 3/3 | 3/4 | | | | | |
| 22 | LIJEWSKI Marcin | 3/6 | 50 | | | 2/5 | | | 1/1 | 1 | | | |
| 28 | PIWKO Pawel | | | | | | | | | | | | |
| | Bench/Team | | | | | | | | | | | | |
| Totals | | 27/45 | 60 | 5/7 | 3/4 | 6/16 | 3/3 | 8/13 | 2/2 | 2 | 2 | 0 | 0 |

| Goalkeepers | | Saves | | | | | | | |
|-------------|----------------|-------|----|-----|------|-------|-----|-----|-----|
| No. | Name | S/S | % | 6m | Wing | 9m | 7m | FB | BT |
| 1 | SZMAL Slawomir | 0/1 | 0 | | | | 0/1 | | |
| 16 | WICHARY Marcin | 15/38 | 39 | 1/7 | 2/3 | 11/17 | 1/3 | 0/6 | 0/2 |
| Totals | | 15/39 | 38 | 1/7 | 2/3 | 11/17 | 1/4 | 0/6 | 0/2 |

| 1st Half | |
|-----------------------|--------------|
| 0 (1') 1 | TLUCZYNSKI T |
| DZOMBA M 1 (2') 1 | |
| VUKOVIC D 2 (3') 1 | |
| SPREM G 3 (4') 1 | |
| VALCIC T 4 (5') 1 | |
| 4 (6') 2 | TLUCZYNSKI T |
| DZOMBA M 5 (7') 2 | |
| DZOMBA M 6 (8') 2 | |
| 6 (8') 3 | LIJEWSKI M |
| DUVNJAK D 7 (9') 3 | |
| 7 (10') 4 | TLUCZYNSKI T |
| 7 (11') 5 | LIJEWSKI M |
| 7 (13') 6 | JURECKI B |
| 7 (14') 7 | TLUCZYNSKI T |
| 7 (16') 8 | JURECKI M |
| 7 (17') 9 | LIJEWSKI K |
| DZOMBA M 8 (17') 9 | |
| 8 (20') 10 | LIJEWSKI K |
| 8 (23') 11 | JURASIK M |
| VALCIC T 9 (23') 11 | |
| 9 (25') 12 | LIJEWSKI K |
| VUKOVIC D 10 (25') 12 | |
| DZOMBA M 11 (28') 12 | |
| DUVNJAK D 12 (29') 12 | |
| 12 (29') 13 | TLUCZYNSKI T |

| 2nd Half | |
|------------------------|--------------|
| 12 (31') 14 | JURECKI B |
| DUVNJAK D 13 (32') 14 | |
| 13 (33') 15 | LIJEWSKI M |
| VUKOVIC D 14 (34') 15 | |
| DZOMBA M 15 (34') 15 | |
| VALCIC T 16 (36') 15 | |
| 16 (37') 16 | JURASIK M |
| DUVNJAK D 17 (38') 16 | |
| 17 (39') 17 | JURECKI B |
| DZOMBA M 18 (40') 17 | |
| SULIC R 19 (41') 17 | |
| 19 (42') 18 | TLUCZYNSKI T |
| DUVNJAK D 20 (42') 18 | |
| 20 (43') 19 | TLUCZYNSKI T |
| 20 (47') 20 | JURASIK M |
| 20 (48') 21 | JURECKI M |
| 20 (49') 22 | JASZKA B |
| METLICIC P 21 (50') 22 | |
| 21 (52') 23 | JASZKA B |
| VALCIC T 22 (53') 23 | |
| 22 (53') 24 | JURASIK M |
| METLICIC P 23 (57') 24 | |
| 23 (59') 25 | JASZKA B |
| 23 (60') 26 | JACHLEWSKI M |
| VORI I 24 (60') 26 | |
| 24 (60') 27 | JURASIK M |

| | | | | | |
|-------------------------|------------------------|----------------------------------|-------------------------|-------------------------|-------------------------|
| Legend: | % Efficiency | 2Min 2 Minute Suspensions | 6m 6-metre Shots | 7m 7-metre Shots | 9m 9-metre Shots |
| BT Breakthroughs | EX Exclusions | FB Fast Breaks | G/S Goals/Shots | RC Red Cards | |
| S/S Saves/Shots | Wing Wing Shots | YC Yellow Cards | | | |



MATCH TEAM STATISTICS

参赛队技术统计 / STATISTIQUES DU MATCH PAR ÉQUIPE

CRO 24 - 27 POL

(12 - 13) (12 - 14)

Referees: (5) GJEDING M / (6) HANSEN M (DEN)

CRO - Croatia

| Players | | Shots | | | | | | | | Offence | | Defence | | Penalties | | | TP | |
|---------------|-------------------|-------|-----|-----|------|------|-----|-----|-----|---------|----|---------|----|-----------|------|----|----|-------|
| No. | Name | G/S | % | 6m | Wing | 9m | 7m | FB | BT | AS | TF | ST | BS | YC | 2Min | RC | EX | |
| 1 | LOSERT Venio | | | | | | | | | | 1 | | | | | | | 23:27 |
| 3 | SULIC Renato | 1/1 | 100 | 1/1 | | | | | | | | | | 1 | | | | 17:20 |
| 5 | DUVNJAK Domagoj | 5/10 | 50 | 2/2 | | 0/5 | | 2/2 | 1/1 | 1 | 1 | 1 | | | | | | 38:49 |
| 6 | LACKOVIC Blazenko | 0/3 | 0 | | | 0/3 | | | | | 1 | | | | | | | 13:40 |
| 9 | VORI Igor | 1/2 | 50 | 0/1 | 1/1 | | | | | 3 | 2 | 1 | | | | | | 31:15 |
| 10 | DOMINIKOVIC Davor | | | | | | | | | | 1 | 1 | | | | | | 17:34 |
| 11 | DZOMBA Mirza | 7/10 | 70 | 1/1 | 0/2 | | 3/4 | 3/3 | | 2 | 1 | 2 | | | | | | 49:52 |
| 13 | HORVAT Zlatko | | | | | | | | | | 1 | | | | | | | 10:08 |
| 14 | VUKOVIC Drago | 3/7 | 43 | 1/1 | | 2/6 | | | | 1 | | | 1 | 1 | 1 | | | 37:06 |
| 17 | SPREM Goran | 1/1 | 100 | | | | | 1/1 | | 1 | | | | | | | | 57:15 |
| 19 | METLICIC Petar | 2/8 | 25 | | | 1/7 | | | 1/1 | | 4 | | | 1 | | | | 36:15 |
| 24 | VALCIC Tonci | 4/8 | 50 | 1/1 | | 3/7 | | | | 2 | 1 | | | | 1 | | | 50:46 |
| 25 | ALILOVIC Mirko | | | | | | | | | 1 | | | | | | | | 36:33 |
| | Bench/Team | | | | | | | | | | | | | | | | | |
| Totals | | 24/50 | 48 | 6/7 | 1/3 | 6/28 | 3/4 | 6/6 | 2/2 | 11 | 13 | 5 | 1 | 3 | 2 | 0 | 0 | |

| Goalkeepers | | Total Shots | | 6m Shots | | Wing Shots | | 9m Shots | | 7m Shots | | Fast Breaks | | Breakthroughs | |
|---------------|----------------|-------------|----|----------|----|------------|----|----------|----|----------|---|-------------|----|---------------|---|
| No. | Name | S/S | % | S/S | % | S/S | % | S/S | % | S/S | % | S/S | % | S/S | % |
| 1 | LOSERT Venio | 6/17 | 35 | 0/3 | 0 | 1/2 | 50 | 4/5 | 80 | 0/1 | 0 | 1/5 | 20 | 0/1 | 0 |
| 25 | ALILOVIC Mirko | 7/23 | 30 | 2/4 | 50 | 0/2 | 0 | 4/9 | 44 | 0/2 | 0 | 1/5 | 20 | 0/1 | 0 |
| Totals | | 13/40 | 33 | 2/7 | 29 | 1/4 | 25 | 8/14 | 57 | 0/3 | 0 | 2/10 | 20 | 0/2 | 0 |

| Team Shots | Goals | Saves | Missed | Post | Blocked | Total | % |
|---------------|-------|-------|--------|------|---------|-------|-----|
| 6m Shots | 6 | 1 | 0 | 0 | 0 | 7 | 86 |
| Wing Shots | 1 | 2 | 0 | 0 | 0 | 3 | 33 |
| 9m Shots | 6 | 11 | 4 | 1 | 6 | 28 | 21 |
| 7m Shots | 3 | 1 | 0 | 0 | n/a | 4 | 75 |
| Fast Breaks | 6 | 0 | 0 | 0 | 0 | 6 | 100 |
| Breakthroughs | 2 | 0 | 0 | 0 | 0 | 2 | 100 |
| Totals | 24 | 15 | 4 | 1 | 6 | 50 | 48 |

Number of Attacks: 59, Scoring Efficiency: 41%



OSC GYMNASIUM
 奥体中心体育馆
 GYMNASE DU CSO

SAT 星期六 SAM
 16 AUG 2008
 19:00

HANDBALL
 手球 / HANDBALL

MEN
 男子项目 / HOMMES

PRELIMINARY GROUP A - MATCH 23
 预赛A组 - 第23场 / PRÉLIMINAIRE GROUPE A - MATCH 23



MATCH TEAM STATISTICS
 参赛队技术统计 / STATISTIQUES DU MATCH PAR ÉQUIPE

CRO 24 - 27 POL
 (12 - 13) (12 - 14)

Referees: (5) GJEDING M / (6) HANSEN M (DEN)

CRO - Croatia

Shots Distribution

| Players | | | Goals / Shots | | | |
|--------------------|------------------------|-----------------|---------------|------------------|-------------|-------------|
| 3 SULIC R | 5 DUVNJAK D | 6 LACKOVIC B | 9 VORII | 10 DOMINIKOVIC D | 11 DZOMBA M | 13 HORVAT Z |
| 1/1 | 0/1 0/1 3/3 | 0/1 | 1/1 0/1 | | 1/1 0/2 1/2 | |
| | 1-Missed 2-Blocked 2/2 | 1-Missed 1-Post | | | 2/2 3/3 | |
| 14 VUKOVIC D | 17 SPREM G | 19 METLICIC P | 24 VALCIC T | | | |
| 0/1 1/1 2/2 | | 0/1 0/1 1/1 | | 1/1 1/1 2/5 | | |
| 2-Missed 1-Blocked | | 2-Blocked | 1-Blocked | | | |

| Team | Offence | Defence | Goalkeepers |
|---------------------------|---------|---------|---|
| Goals / Shots | | | Saves / Shots |
| 2/5 1/5 5/6 | | | 1/4 0/1 2/4 3/5 2/3 1/10 1/4 3/9 |
| 4-Missed 1-Post 6-Blocked | | | 1 LOSERT V 0/2 0/1 1/1 1/2 1/1 1/5 0/1 2/4 |
| | | | 25 ALILOVIC M 1/2 1/3 2/3 1/2 0/5 1/3 1/5 |



MATCH TEAM STATISTICS

参赛队技术统计 / STATISTIQUES DU MATCH PAR ÉQUIPE

CRO 24 - 27 POL

(12 - 13) (12 - 14)

Referees: (5) GJEDING M / (6) HANSEN M (DEN)

POL - Poland

| No. | Name | Shots | | | | | | | | Offence | | Defence | | Penalties | | | TP | |
|-----|--------------------|-------|-----|-----|------|------|-----|------|-----|---------|----|---------|----|-----------|------|----|----|-------|
| | | G/S | % | 6m | Wing | 9m | 7m | FB | BT | AS | TF | ST | BS | YC | 2Min | RC | | EX |
| 1 | SZMAL Sławomir | | | | | | | | | | | | | | | | | 0:20 |
| 2 | JASZKA Bartłomiej | 3/3 | 100 | 1/1 | | 1/1 | | | 1/1 | 4 | 1 | 2 | | | | | | 31:47 |
| 3 | LIJEWSKI Krzysztof | 3/5 | 60 | | | 2/4 | | 1/1 | | 3 | 3 | 1 | | | | | | 38:49 |
| 5 | JACHLEWSKI Mateusz | 1/1 | 100 | | | | | 1/1 | | | | | | | 1 | | | 8:27 |
| 6 | TKACZYK Grzegorz | | | | | | | | | 1 | 3 | | 1 | 1 | | | | 29:12 |
| 8 | BIELECKI Karol | 0/3 | 0 | | | 0/3 | | | | | | | | | | | | 7:16 |
| 9 | SIODMIAK Artur | | | | | | | | | 1 | 1 | | 1 | | 1 | | | 35:20 |
| 13 | JURECKI Bartosz | 3/4 | 75 | 3/4 | | | | | | 1 | 2 | | | | | | | 23:33 |
| 14 | JURASIK Mariusz | 5/8 | 63 | 1/1 | 2/3 | | | 2/4 | | 1 | | | | | | | | 52:13 |
| 15 | JURECKI Michał | 2/6 | 33 | 0/1 | | 1/2 | | 1/3 | | 1 | 5 | 1 | 4 | | | | | 52:58 |
| 16 | WICHARY Marcin | | | | | | | | | | | 1 | | | | | | 59:40 |
| 19 | TLUCZYŃSKI Tomasz | 7/9 | 78 | | 1/1 | 0/1 | 3/3 | 3/4 | | | | | | | | | | 50:58 |
| 22 | LIJEWSKI Marcin | 3/6 | 50 | | | 2/5 | | | 1/1 | 4 | 2 | | | 1 | | | | 21:59 |
| 28 | PIWKO Paweł | | | | | | | | | | 1 | | | | | | | 7:28 |
| | Bench/Team | | | | | | | | | | | | | | | | | |
| | Totals | 27/45 | 60 | 5/7 | 3/4 | 6/16 | 3/3 | 8/13 | 2/2 | 16 | 18 | 5 | 6 | 2 | 2 | 0 | 0 | |

| No. | Name | Total Shots | | 6m Shots | | Wing Shots | | 9m Shots | | 7m Shots | | Fast Breaks | | Breakthroughs | |
|-----|----------------|-------------|----|----------|----|------------|----|----------|----|----------|----|-------------|---|---------------|---|
| | | S/S | % | S/S | % | S/S | % | S/S | % | S/S | % | S/S | % | S/S | % |
| 1 | SZMAL Sławomir | 0/1 | 0 | | | | | | | 0/1 | 0 | | | | |
| 16 | WICHARY Marcin | 15/38 | 39 | 1/7 | 14 | 2/3 | 67 | 11/17 | 65 | 1/3 | 33 | 0/6 | 0 | 0/2 | 0 |
| | Totals | 15/39 | 38 | 1/7 | 14 | 2/3 | 67 | 11/17 | 65 | 1/4 | 25 | 0/6 | 0 | 0/2 | 0 |

| Team Shots | Goals | Saves | Missed | Post | Blocked | Total | % |
|---------------|-------|-------|--------|------|---------|-------|-----|
| 6m Shots | 5 | 2 | 0 | 0 | 0 | 7 | 71 |
| Wing Shots | 3 | 1 | 0 | 0 | 0 | 4 | 75 |
| 9m Shots | 6 | 8 | 0 | 1 | 1 | 16 | 38 |
| 7m Shots | 3 | 0 | 0 | 0 | n/a | 3 | 100 |
| Fast Breaks | 8 | 2 | 2 | 1 | 0 | 13 | 62 |
| Breakthroughs | 2 | 0 | 0 | 0 | 0 | 2 | 100 |
| Totals | 27 | 13 | 2 | 2 | 1 | 45 | 60 |

Number of Attacks: 60, Scoring Efficiency: 45%



MATCH TEAM STATISTICS
 参赛队技术统计 / STATISTIQUES DU MATCH PAR ÉQUIPE

CRO 24 - 27 POL
 (12 - 13) (12 - 14)

Referees: (5) GJEDING M / (6) HANSEN M (DEN)

POL - Poland

Shots Distribution

| Players | | | Goals / Shots | | | | | | | | | | | | | | | | | |
|---------------------|-----|-----|---------------------|--|-----|------------------------|-----|-----|----------------------|-----|-----|---------------------|--|-----|---------------------|--|--|---------------------|-----|-----|
| 2 JASZKA B | | | 3 LIJEWSKI K | | | 5 JACHLEWSKI M | | | 6 TKACZYK G | | | 8 BIELECKI K | | | 9 SIODMIAK A | | | 13 JURECKI B | | |
| 1/1 | | | 1/1 | | 0/1 | | | | | | | | | | | | | 1/2 | | |
| 1/1 | | | 1/2 | | | | | | | | | 0/1 | | 0/1 | | | | | | |
| | | 1/1 | 1/1 | | | 1/1 | | | | | | | | | | | | | 1/1 | 1/1 |
| 1-Blocked | | | | | | | | | | | | | | | | | | | | |
| 14 JURASIK M | | | 15 JURECKI M | | | 19 TLUCZYNSKI T | | | 22 LIJEWSKI M | | | 28 PIWKO P | | | | | | | | |
| | 1/1 | 1/1 | | | | | | 1/2 | | | | | | | | | | | | |
| | | | 0/1 | | | | | 1/2 | | | | | | | | | | | | |
| 2/2 | 1/1 | 0/1 | 1/2 | | 1/1 | 1/1 | 1/1 | 3/3 | 3/3 | 0/1 | 0/2 | | | | | | | | | |
| 1-Missed 1-Post | | | 1-Missed 1-Post | | | | | | | | | | | | | | | | | |

| Team | Offence | Defence | Goalkeepers | | | | | | | | | | | | | | | | | | |
|---|---------|---------|---|-----|--|-----|------|-----|-----|---|--|---|-----|--|-----|-----|-----|-----|-----|-----|------|
| Goals / Shots | | | Saves / Shots | | | | | | | | | | | | | | | | | | |
| <table border="1"> <tr><td>3/4</td><td>1/1</td><td>2/4</td></tr> <tr><td>2/5</td><td></td><td>1/3</td></tr> <tr><td>9/10</td><td>3/4</td><td>6/9</td></tr> </table> | 3/4 | 1/1 | 2/4 | 2/5 | | 1/3 | 9/10 | 3/4 | 6/9 |  |  | <table border="1"> <tr><td>3/5</td><td></td><td>0/1</td></tr> <tr><td>4/5</td><td>1/1</td><td>2/7</td></tr> <tr><td>1/6</td><td>0/2</td><td>4/12</td></tr> </table> | 3/5 | | 0/1 | 4/5 | 1/1 | 2/7 | 1/6 | 0/2 | 4/12 |
| 3/4 | 1/1 | 2/4 | | | | | | | | | | | | | | | | | | | |
| 2/5 | | 1/3 | | | | | | | | | | | | | | | | | | | |
| 9/10 | 3/4 | 6/9 | | | | | | | | | | | | | | | | | | | |
| 3/5 | | 0/1 | | | | | | | | | | | | | | | | | | | |
| 4/5 | 1/1 | 2/7 | | | | | | | | | | | | | | | | | | | |
| 1/6 | 0/2 | 4/12 | | | | | | | | | | | | | | | | | | | |
| 2-Missed 2-Post 1-Blocked | | | 1 SZMAL S | | | | | | | | | | | | | | | | | | |
| | | | <table border="1"> <tr><td>0/1</td><td></td><td></td></tr> <tr><td></td><td></td><td></td></tr> <tr><td></td><td></td><td></td></tr> </table> | 0/1 | | | | | | | | | | | | | | | | | |
| 0/1 | | | | | | | | | | | | | | | | | | | | | |
| | | | | | | | | | | | | | | | | | | | | | |
| | | | | | | | | | | | | | | | | | | | | | |
| | | | 16 WICHARY M | | | | | | | | | | | | | | | | | | |
| | | | <table border="1"> <tr><td>3/4</td><td></td><td>0/1</td></tr> <tr><td>4/5</td><td>1/1</td><td>2/7</td></tr> <tr><td>1/6</td><td>0/2</td><td>4/12</td></tr> </table> | 3/4 | | 0/1 | 4/5 | 1/1 | 2/7 | 1/6 | 0/2 | 4/12 | | | | | | | | | |
| 3/4 | | 0/1 | | | | | | | | | | | | | | | | | | | |
| 4/5 | 1/1 | 2/7 | | | | | | | | | | | | | | | | | | | |
| 1/6 | 0/2 | 4/12 | | | | | | | | | | | | | | | | | | | |

| Legend: | | | | | | | | | |
|---------|------------------|------|----------------------|------|---------------|-----|---------------|----|---------------|
| % | Efficiency | 2Min | 2 Minute Suspensions | 6m | 6-metre Shots | 7m | 7-metre Shots | 9m | 9-metre Shots |
| AS | Assists | BS | Blocked Shots | BT | Breakthroughs | EX | Exclusions | FB | Fast Breaks |
| G/S | Goals/Shots | n/a | not applicable | RC | Red Cards | S/S | Saves/Shots | ST | Steals |
| TF | Technical Faults | TP | Time Played | Wing | Wing Shots | YC | Yellow Cards | | |



RESULTS

比赛成绩 / RÉSULTATS

ESP 36 - 35 BRA

(20 - 17) (16 - 18)

Referees: (19) BAUM M / (20) GORALCZYK M (POL)

ESP - Spain

| Players | | Shots | | | | | | | | Penalties | | | |
|---------|-----------------------|-------|-----|-------|------|-----|-----|-----|------|-----------|------|----|----|
| No. | Name | G/S | % | 6m | Wing | 9m | 7m | FB | BT | YC | 2Min | RC | EX |
| 1 | HOMBRADOS Jose Javier | | | | | | | | | | | | |
| 2 | ENTRERRIOS Alberto | 6/9 | 67 | 2/2 | | 0/2 | | 1/1 | 3/4 | | | | |
| 4 | ROCAS Albert | 4/6 | 67 | | 3/3 | | 0/1 | 1/2 | | | | | |
| 5 | ENTRERRIOS Raul | | | | | | | | | | | | |
| 6 | GARABAYA Ruben | 3/5 | 60 | 2/4 | | | | 1/1 | | | | | |
| 7 | PRIETO Carlos | 2/2 | 100 | 2/2 | | | | | | 1 | 3 | 1 | |
| 8 | BELAUSTEGUI Jon | | | | | | | | | 1 | 1 | | |
| 11 | LOZANO Demetrio | 0/2 | 0 | | | 0/2 | | | | | | | |
| 15 | DAVIS David | | | | | | | | | | | | |
| 16 | BARRUFET David | | | | | | | | | | | | |
| 17 | GARCIA Juan | 4/6 | 67 | 1/1 | 2/2 | | 1/2 | | 0/1 | | | | |
| 18 | ROMERO Iker | 8/11 | 73 | | 1/1 | 2/4 | | 2/2 | 3/4 | 1 | | | |
| 21 | MALMAGRO Cristian | 7/8 | 88 | 4/5 | | | | | 3/3 | | | | |
| 27 | TOMAS Victor | 2/3 | 67 | | 1/1 | | | 1/2 | | | | | |
| | Bench/Team | | | | | | | | | | | | |
| | Totals | 36/52 | 69 | 11/14 | 7/7 | 2/8 | 1/3 | 6/8 | 9/12 | 3 | 4 | 1 | 0 |

| Goalkeepers | | Saves | | | | | | | |
|-------------|-----------------------|-------|----|------|------|------|-----|-----|-----|
| No. | Name | S/S | % | 6m | Wing | 9m | 7m | FB | BT |
| 1 | HOMBRADOS Jose Javier | 7/24 | 29 | 2/8 | 0/2 | 2/10 | 1/2 | 1/1 | 1/1 |
| 16 | BARRUFET David | 8/26 | 31 | 1/7 | | 4/12 | | 3/7 | |
| | Totals | 15/50 | 30 | 3/15 | 0/2 | 6/22 | 1/2 | 4/8 | 1/1 |

BRA - Brazil

| Players | | Shots | | | | | | | | Penalties | | | |
|---------|------------------------|-------|-----|-------|------|-------|-----|-----|-----|-----------|------|----|----|
| No. | Name | G/S | % | 6m | Wing | 9m | 7m | FB | BT | YC | 2Min | RC | EX |
| 1 | SANTOS Maik | | | | | | | | | | | | |
| 3 | PACHECO FILHO Fernando | 12/19 | 63 | 3/3 | | 8/13 | 1/1 | 0/1 | 0/1 | 1 | | | |
| 5 | ERTEL Carlos | 3/6 | 50 | 3/6 | | | | | | | | | |
| 7 | RUY Renato | 2/2 | 100 | | 2/2 | | | | | 1 | | | |
| 8 | SOUZA Bruno | 6/13 | 46 | | | 6/13 | | | | | | | |
| 9 | BORTOLINI Leonardo | 0/2 | 0 | | | 0/2 | | | | | | | |
| 10 | JUSTINO Helio | 2/4 | 50 | | | | 0/1 | 2/3 | | | | | |
| 12 | VASCONCELOS Alexandre | | | | | | | | | | | | |
| 13 | LAUREANO Silvio | 0/1 | 0 | | | | | 0/1 | | | | | |
| 14 | SILVA Alexandre | 4/4 | 100 | 4/4 | | | | | | | | | |
| 17 | RIBEIRO Felipe | 4/5 | 80 | 2/2 | | | | 2/3 | | | | | |
| 18 | SANTANA Bruno | 2/4 | 50 | | | 2/4 | | | | | | | |
| 19 | PIZZINATO Jardel | | | | | | | | | 1 | 3 | 1 | |
| 28 | OLIVEIRA Guilherme | | | | | | | | | | | | |
| | Bench/Team | | | | | | | | | | | | |
| | Totals | 35/60 | 58 | 12/15 | 2/2 | 16/32 | 1/2 | 4/8 | 0/1 | 3 | 3 | 1 | 0 |

| Goalkeepers | | Saves | | | | | | | |
|-------------|-----------------------|-------|----|------|------|-----|-----|-----|------|
| No. | Name | S/S | % | 6m | Wing | 9m | 7m | FB | BT |
| 1 | SANTOS Maik | 12/42 | 29 | 2/13 | 0/5 | 4/6 | 1/1 | 2/6 | 3/11 |
| 12 | VASCONCELOS Alexandre | 0/6 | 0 | | 0/2 | | 0/1 | 0/2 | 0/1 |
| | Totals | 12/48 | 25 | 2/13 | 0/7 | 4/6 | 1/2 | 2/8 | 3/12 |

RUNNING SCORE

ESP - BRA

| 1st Half | |
|--------------|-----------------------------|
| ROMERO I | 1 (1') 0 |
| | 1 (3') 1 ERTTEL C |
| | 1 (4') 2 RIBEIRO F |
| ENTRERRIOS A | 2 (5') 2 |
| | 2 (6') 3 PACHECO FILHO F |
| ROCAS A | 3 (6') 3 |
| | 3 (7') 4 PACHECO FILHO F |
| | 3 (8') 5 PACHECO FILHO F |
| MALMAGRO C | 4 (8') 5 |
| | 4 (8') 6 RIBEIRO F |
| ENTRERRIOS A | 5 (9') 6 |
| | 5 (10') 7 PACHECO FILHO F |
| GARABAYA R | 6 (10') 7 |
| | 6 (11') 8 RUY R |
| ROCAS A | 7 (11') 8 |
| ENTRERRIOS A | 8 (12') 8 |
| | 8 (14') 9 PACHECO FILHO F |
| PRIETO C | 9 (14') 9 |
| MALMAGRO C | 10 (16') 9 |
| | 10 (16') 10 RUY R |
| ROMERO I | 11 (17') 10 |
| ROMERO I | 12 (18') 10 |
| PRIETO C | 13 (18') 10 |
| ENTRERRIOS A | 14 (19') 10 |
| | 14 (20') 11 SANTANA B |
| | 14 (21') 12 ERTTEL C |
| ROMERO I | 15 (22') 12 |
| | 15 (23') 13 PACHECO FILHO F |
| ROMERO I | 16 (23') 13 |
| | 16 (24') 14 PACHECO FILHO F |
| GARABAYA R | 17 (25') 14 |
| | 17 (27') 15 PACHECO FILHO F |
| | 17 (28') 16 SOUZA B |
| ROCAS A | 18 (28') 16 |
| | 18 (29') 17 SANTANA B |
| MALMAGRO C | 19 (30') 17 |
| ENTRERRIOS A | 20 (30') 17 |
| 2nd Half | |
| ROMERO I | 21 (31') 17 |
| ROMERO I | 22 (32') 17 |
| GARABAYA R | 23 (32') 17 |
| GARCIA J | 24 (33') 17 |
| GARCIA J | 25 (34') 17 |
| | 25 (35') 18 SOUZA B |
| GARCIA J | 26 (35') 18 |
| | 26 (36') 19 SOUZA B |
| | 26 (37') 20 JUSTINO H |
| TOMAS V | 27 (37') 20 |
| | 27 (37') 21 SOUZA B |
| ENTRERRIOS A | 28 (38') 21 |
| | 28 (38') 22 SILVA A |
| | 28 (39') 23 SILVA A |
| ROMERO I | 29 (41') 23 |
| | 29 (42') 24 PACHECO FILHO F |
| MALMAGRO C | 30 (42') 24 |
| ROCAS A | 31 (43') 24 |
| | 31 (44') 25 SOUZA B |
| | 31 (45') 26 JUSTINO H |
| | 31 (46') 27 SILVA A |
| GARCIA J | 32 (46') 27 |
| | 32 (47') 28 PACHECO FILHO F |
| MALMAGRO C | 33 (49') 28 |
| | 33 (50') 29 SILVA A |
| TOMAS V | 34 (51') 29 |
| | 34 (52') 30 PACHECO FILHO F |
| MALMAGRO C | 35 (52') 30 |
| | 35 (53') 31 ERTTEL C |
| | 35 (54') 32 SOUZA B |
| MALMAGRO C | 36 (54') 32 |
| | 36 (55') 33 PACHECO FILHO F |
| | 36 (60') 34 RIBEIRO F |
| | 36 (60') 35 RIBEIRO F |



OSC GYMNASIUM
 奥体中心体育馆
 GYMNASE DU CSO

MON 星期一 LUN
 18 AUG 2008
 10:45

HANDBALL
 手球 / HANDBALL

MEN
 男子项目 / HOMMES

PRELIMINARY GROUP A - MATCH 26
 预赛A组 - 第26场 / PRÉLIMINAIRE GROUPE A - MATCH 26



RESULTS
 比赛成绩 / RÉSULTATS

| | | | | | | | | | |
|----------------|---------------|-------------|----------------------|-----------|---------------|------------|---------------|-----------|---------------|
| Legend: | | | | | | | | | |
| % | Efficiency | 2Min | 2 Minute Suspensions | 6m | 6-metre Shots | 7m | 7-metre Shots | 9m | 9-metre Shots |
| BT | Breakthroughs | EX | Exclusions | FB | Fast Breaks | G/S | Goals/Shots | RC | Red Cards |
| S/S | Saves/Shots | Wing | Wing Shots | YC | Yellow Cards | | | | |





MATCH TEAM STATISTICS

参赛队技术统计 / STATISTIQUES DU MATCH PAR ÉQUIPE

ESP 36 - 35 BRA

(20 - 17) (16 - 18)

Referees: (19) BAUM M / (20) GORALCZYK M (POL)

ESP - Spain

| No. | Name | Shots | | | | | | | | Offence | | Defence | | Penalties | | | | TP |
|---------------|-----------------------|-------|-----|-------|------|-----|-----|-----|------|---------|----|---------|----|-----------|------|----|----|-------|
| | | G/S | % | 6m | Wing | 9m | 7m | FB | BT | AS | TF | ST | BS | YC | 2Min | RC | EX | |
| 1 | HOMBRADOS Jose Javier | | | | | | | | | | | | | | | | | 30:00 |
| 2 | ENTRERRIOS Alberto | 6/9 | 67 | 2/2 | | 0/2 | | 1/1 | 3/4 | 4 | 2 | 1 | 2 | | | | | 42:43 |
| 4 | ROCAS Albert | 4/6 | 67 | | 3/3 | | 0/1 | 1/2 | | 1 | | | | | | | | 32:37 |
| 5 | ENTRERRIOS Raul | | | | | | | | | | | | | | | | | 9:27 |
| 6 | GARABAYA Ruben | 3/5 | 60 | 2/4 | | | | 1/1 | | 1 | 1 | | 2 | | | | | 49:59 |
| 7 | PRIETO Carlos | 2/2 | 100 | 2/2 | | | | | | | 1 | | | 1 | 3 | 1 | | 24:00 |
| 8 | BELAUSTEGUI Jon | | | | | | | | | 1 | 2 | 1 | | 1 | 1 | | | 28:07 |
| 11 | LOZANO Demetrio | 0/2 | 0 | | | 0/2 | | | | 1 | | 1 | 2 | | | | | 18:33 |
| 15 | DAVIS David | | | | | | | | | | | | | | | | | 10:45 |
| 16 | BARRUFET David | | | | | | | | | | | | | | | | | 30:00 |
| 17 | GARCIA Juan | 4/6 | 67 | 1/1 | 2/2 | | 1/2 | | 0/1 | 2 | | | | | | | | 50:08 |
| 18 | ROMERO Iker | 8/11 | 73 | | 1/1 | 2/4 | | 2/2 | 3/4 | 4 | 3 | | 1 | 1 | | | | 43:26 |
| 21 | MALMAGRO Cristian | 7/8 | 88 | 4/5 | | | | | 3/3 | 4 | 2 | | | | | | | 28:33 |
| 27 | TOMAS Victor | 2/3 | 67 | | 1/1 | | | 1/2 | | | | | | | | | | 21:42 |
| | Bench/Team | | | | | | | | | | 1 | | | | | | | |
| Totals | | 36/52 | 69 | 11/14 | 7/7 | 2/8 | 1/3 | 6/8 | 9/12 | 18 | 12 | 3 | 7 | 3 | 4 | 1 | 0 | |

| No. | Name | Total Shots | | 6m Shots | | Wing Shots | | 9m Shots | | 7m Shots | | Fast Breaks | | Breakthroughs | |
|---------------|-----------------------|-------------|----|----------|----|------------|---|----------|----|----------|----|-------------|-----|---------------|-----|
| | | S/S | % | S/S | % | S/S | % | S/S | % | S/S | % | S/S | % | S/S | % |
| 1 | HOMBRADOS Jose Javier | 7/24 | 29 | 2/8 | 25 | 0/2 | 0 | 2/10 | 20 | 1/2 | 50 | 1/1 | 100 | 1/1 | 100 |
| 16 | BARRUFET David | 8/26 | 31 | 1/7 | 14 | | | 4/12 | 33 | | | 3/7 | 43 | | |
| Totals | | 15/50 | 30 | 3/15 | 20 | 0/2 | 0 | 6/22 | 27 | 1/2 | 50 | 4/8 | 50 | 1/1 | 100 |

| Team Shots | Goals | Saves | Missed | Post | Blocked | Total | % |
|---------------|-------|-------|--------|------|---------|-------|-----|
| 6m Shots | 11 | 2 | 0 | 1 | 0 | 14 | 79 |
| Wing Shots | 7 | 0 | 0 | 0 | 0 | 7 | 100 |
| 9m Shots | 2 | 4 | 1 | 1 | 0 | 8 | 25 |
| 7m Shots | 1 | 1 | 0 | 1 | n/a | 3 | 33 |
| Fast Breaks | 6 | 2 | 0 | 0 | 0 | 8 | 75 |
| Breakthroughs | 9 | 3 | 0 | 0 | 0 | 12 | 75 |
| Totals | 36 | 12 | 1 | 3 | 0 | 52 | 69 |

Number of Attacks: 62, Scoring Efficiency: 58%



OSC GYMNASIUM
 奥体中心体育馆
 GYMNASE DU CSO

MON 星期一 LUN
 18 AUG 2008
 10:45

HANDBALL
 手球 / HANDBALL

MEN
 男子项目 / HOMMES

PRELIMINARY GROUP A - MATCH 26
 预赛A组 - 第26场 / PRÉLIMINAIRE GROUPE A - MATCH 26



MATCH TEAM STATISTICS
 参赛队技术统计 / STATISTIQUES DU MATCH PAR ÉQUIPE

ESP 36 - 35 BRA
 (20 - 17) (16 - 18)

Referees: (19) BAUM M / (20) GORALCZYK M (POL)

ESP - Spain

Shots Distribution

| Players | | | Goals / Shots | | | |
|----------------|-------------|----------------|---------------|------------|-----------------|-------------|
| 2 ENTRERRIOS A | 4 ROCAS A | 5 ENTRERRIOS R | 6 GARABAYA R | 7 PRIETO C | 8 BELAUSTEGUI J | 11 LOZANO D |
| 0/1 | 1/1 | | 1/1 | | | |
| | 2/2 | | | | | |
| 2/3 | 1/1 | | 1/1 | 0/1 | | 0/1 |
| 1-Missed | 1-Post | | 1-Post | | | 1-Post |
| 15 DAVIS D | 17 GARCIA J | 18 ROMERO I | 21 MALMAGRO C | 27 TOMAS V | | |
| | 1/1 | | 0/1 | 2/2 | 1/1 | |
| | 1/1 | 1/1 | 0/1 | 1/1 | 2/2 | |
| | 1/3 | 1/1 | 3/4 | 2/3 | 2/2 | |
| | | | 1/1 | | | 1/1 |
| | | | | | | 0/1 |

Team

Offence

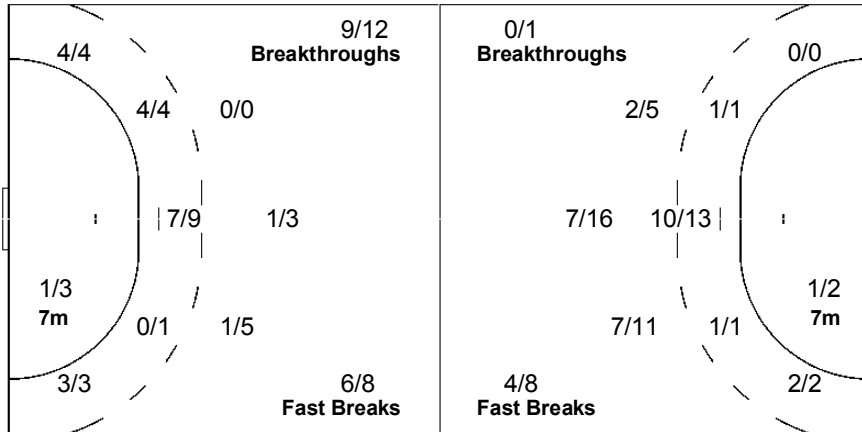
Defence

Goalkeepers

Goals / Shots

| | | |
|-----|------|-----|
| 1/3 | 4/4 | 2/2 |
| 4/4 | 0/1 | 6/6 |
| 6/8 | 8/13 | 5/7 |

1-Missed 3-Post



Saves / Shots

| | | |
|------|-----|------|
| 1/6 | 2/2 | 1/4 |
| 2/3 | 3/3 | 1/2 |
| 1/11 | 1/3 | 3/16 |

1 HOMBRADOS JJ

| | | |
|-----|-----|-----|
| 1/3 | 1/1 | 0/1 |
| | 1/1 | 0/1 |
| 0/5 | 1/3 | 3/9 |

16 BARRUFET D

| | | |
|-----|-----|-----|
| 0/3 | 1/1 | 1/3 |
| 2/3 | 2/2 | 1/1 |
| 1/6 | | 0/7 |



MATCH TEAM STATISTICS

参赛队技术统计 / STATISTIQUES DU MATCH PAR ÉQUIPE

ESP 36 - 35 BRA

(20 - 17) (16 - 18)

Referees: (19) BAUM M / (20) GORALCZYK M (POL)

BRA - Brazil

| Players | | Shots | | | | | | | | Offence | | Defence | | Penalties | | | | TP |
|---------------|------------------------|-------|-----|-------|------|-------|-----|-----|-----|---------|----|---------|----|-----------|------|----|----|-------|
| No. | Name | G/S | % | 6m | Wing | 9m | 7m | FB | BT | AS | TF | ST | BS | YC | 2Min | RC | EX | |
| 1 | SANTOS Maik | | | | | | | | | | | | | | | | | 55:21 |
| 3 | PACHECO FILHO Fernando | 12/19 | 63 | 3/3 | | 8/13 | 1/1 | 0/1 | 0/1 | 7 | 3 | 2 | | 1 | | | | 53:49 |
| 5 | ERTEL Carlos | 3/6 | 50 | 3/6 | | | | | | | 1 | | | | | | | 23:20 |
| 7 | RUY Renato | 2/2 | 100 | | 2/2 | | | | | | | | | 1 | | | | 51:24 |
| 8 | SOUZA Bruno | 6/13 | 46 | | | 6/13 | | | | 4 | 2 | | | | | | | 38:25 |
| 9 | BORTOLINI Leonardo | 0/2 | 0 | | | 0/2 | | | | | 1 | | | | | | | 8:51 |
| 10 | JUSTINO Helio | 2/4 | 50 | | | | 0/1 | 2/3 | | | | | | | | | | 30:13 |
| 12 | VASCONCELOS Alexandre | | | | | | | | | | | | | | | | | 4:39 |
| 13 | LAUREANO Silvio | 0/1 | 0 | | | | | 0/1 | | | | | | | | | | 14:43 |
| 14 | SILVA Alexandre | 4/4 | 100 | 4/4 | | | | | | | | | | | | | | 28:21 |
| 17 | RIBEIRO Felipe | 4/5 | 80 | 2/2 | | | | 2/3 | | | | 1 | | | | | | 33:02 |
| 18 | SANTANA Bruno | 2/4 | 50 | | | 2/4 | | | | 6 | 1 | | | | | | | 49:27 |
| 19 | PIZZINATO Jardel | | | | | | | | | | | | | 1 | 3 | 1 | | 11:03 |
| 28 | OLIVEIRA Guilherme | | | | | | | | | | 2 | 2 | | | | | | 17:22 |
| | Bench/Team | | | | | | | | | | | | | | | | | |
| Totals | | 35/60 | 58 | 12/15 | 2/2 | 16/32 | 1/2 | 4/8 | 0/1 | 17 | 11 | 5 | 0 | 3 | 3 | 1 | 0 | |

| Goalkeepers | | Total Shots | | 6m Shots | | Wing Shots | | 9m Shots | | 7m Shots | | Fast Breaks | | Breakthroughs | |
|---------------|-----------------------|-------------|----|----------|----|------------|---|----------|----|----------|-----|-------------|----|---------------|----|
| No. | Name | S/S | % | S/S | % | S/S | % | S/S | % | S/S | % | S/S | % | S/S | % |
| 1 | SANTOS Maik | 12/42 | 29 | 2/13 | 15 | 0/5 | 0 | 4/6 | 67 | 1/1 | 100 | 2/6 | 33 | 3/11 | 27 |
| 12 | VASCONCELOS Alexandre | 0/6 | 0 | | | 0/2 | 0 | | | 0/1 | 0 | 0/2 | 0 | 0/1 | 0 |
| Totals | | 12/48 | 25 | 2/13 | 15 | 0/7 | 0 | 4/6 | 67 | 1/2 | 50 | 2/8 | 25 | 3/12 | 25 |

| Team Shots | Goals | Saves | Missed | Post | Blocked | Total | % |
|---------------|-------|-------|--------|------|---------|-------|-----|
| 6m Shots | 12 | 3 | 0 | 0 | 0 | 15 | 80 |
| Wing Shots | 2 | 0 | 0 | 0 | 0 | 2 | 100 |
| 9m Shots | 16 | 6 | 3 | 0 | 7 | 32 | 50 |
| 7m Shots | 1 | 1 | 0 | 0 | n/a | 2 | 50 |
| Fast Breaks | 4 | 4 | 0 | 0 | 0 | 8 | 50 |
| Breakthroughs | 0 | 1 | 0 | 0 | 0 | 1 | 0 |
| Totals | 35 | 15 | 3 | 0 | 7 | 60 | 58 |

Number of Attacks: 62, Scoring Efficiency: 56%



OSC GYMNASIUM
 奥体中心体育馆
 GYMNASE DU CSO

MON 星期一 LUN
 18 AUG 2008
 10:45

HANDBALL
 手球 / HANDBALL

MEN
 男子项目 / HOMMES

PRELIMINARY GROUP A - MATCH 26
 预赛A组 - 第26场 / PRÉLIMINAIRE GROUPE A - MATCH 26



MATCH TEAM STATISTICS

参赛队技术统计 / STATISTIQUES DU MATCH PAR ÉQUIPE

ESP 36 - 35 BRA
 (20 - 17) (16 - 18)

Referees: (19) BAUM M / (20) GORALCZYK M (POL)

BRA - Brazil

Shots Distribution

| Players | | | Goals / Shots | | | | | | | | | | | | | | | | | |
|--------------------------|-----|-----|---------------------|-----|-----|---------------------|-----|-----|-----------------------|--|-----|----------------------|-----|--|---------------------|-----|-----|----------------------|--|-----|
| 3 PACHECO FILHO F | | | 5 ERTEL C | | | 7 RUY R | | | 8 SOUZA B | | | 9 BORTOLINI L | | | 10 JUSTINO H | | | 13 LAUREANO S | | |
| 4/5 | | 1/1 | | | 1/1 | | | | 1/1 | | | | | | | 0/1 | 1/2 | | | 0/1 |
| | 0/1 | | 0/1 | | 1/1 | | | | 0/1 | | 0/1 | | 0/1 | | | | | | | |
| 2/2 | 1/1 | 4/6 | 1/1 | 0/1 | 0/1 | | | 2/2 | 3/3 | | 2/2 | 0/1 | | | | | 1/1 | | | |
| 3-Blocked | | | | | | | | | 3-Missed 2-Blocked | | | | | | | | | | | |
| 14 SILVA A | | | 17 RIBEIRO F | | | 18 SANTANA B | | | 19 PIZZINATO J | | | 28 OLIVEIRA G | | | | | | | | |
| 1/1 | | | | 0/1 | | | | | | | | | | | | | | | | |
| 1/1 | | 2/2 | 2/2 | | 2/2 | 1/1 | 1/1 | | | | | | | | | | | | | |
| | | | | | | 2-Blocked | | | | | | | | | | | | | | |

| Team | Offence | Defence | Goalkeepers | | | | | | | | | | | | | | | | | | | | | | | | | | | | | | | | | | | | | | | | | | |
|--|---------|---------|---------------|-----|-----|-----|-------|-----|-------|--|--|---|-----|-----|-----|-----|-----|-----|-----|------|-----|-------------------|--|--|-----|-----|-----|-----|-----|-----|-----|------|-----|-------------------------|--|--|--|-----|--|-----|--|--|-----|-----|-----|
| Goals / Shots | | | Saves / Shots | | | | | | | | | | | | | | | | | | | | | | | | | | | | | | | | | | | | | | | | | | |
| <table border="1"> <tr><td>5/6</td><td>0/2</td><td>3/4</td></tr> <tr><td>1/3</td><td>0/3</td><td>1/2</td></tr> <tr><td>10/11</td><td>2/3</td><td>13/16</td></tr> </table> 3-Missed 7-Blocked | 5/6 | 0/2 | 3/4 | 1/3 | 0/3 | 1/2 | 10/11 | 2/3 | 13/16 | | | <table border="1"> <tr><td>2/3</td><td>0/4</td><td>0/2</td></tr> <tr><td>0/4</td><td>1/1</td><td>0/6</td></tr> <tr><td>2/8</td><td>5/13</td><td>2/7</td></tr> </table> <table border="1"> <tr><td colspan="3">1 SANTOS M</td></tr> <tr><td>2/3</td><td>0/3</td><td>0/2</td></tr> <tr><td>0/3</td><td>1/1</td><td>0/6</td></tr> <tr><td>2/7</td><td>5/12</td><td>2/5</td></tr> </table> <table border="1"> <tr><td colspan="3">12 VASCONCELOS A</td></tr> <tr><td></td><td>0/1</td><td></td></tr> <tr><td>0/1</td><td></td><td></td></tr> <tr><td>0/1</td><td>0/1</td><td>0/2</td></tr> </table> | 2/3 | 0/4 | 0/2 | 0/4 | 1/1 | 0/6 | 2/8 | 5/13 | 2/7 | 1 SANTOS M | | | 2/3 | 0/3 | 0/2 | 0/3 | 1/1 | 0/6 | 2/7 | 5/12 | 2/5 | 12 VASCONCELOS A | | | | 0/1 | | 0/1 | | | 0/1 | 0/1 | 0/2 |
| 5/6 | 0/2 | 3/4 | | | | | | | | | | | | | | | | | | | | | | | | | | | | | | | | | | | | | | | | | | | |
| 1/3 | 0/3 | 1/2 | | | | | | | | | | | | | | | | | | | | | | | | | | | | | | | | | | | | | | | | | | | |
| 10/11 | 2/3 | 13/16 | | | | | | | | | | | | | | | | | | | | | | | | | | | | | | | | | | | | | | | | | | | |
| 2/3 | 0/4 | 0/2 | | | | | | | | | | | | | | | | | | | | | | | | | | | | | | | | | | | | | | | | | | | |
| 0/4 | 1/1 | 0/6 | | | | | | | | | | | | | | | | | | | | | | | | | | | | | | | | | | | | | | | | | | | |
| 2/8 | 5/13 | 2/7 | | | | | | | | | | | | | | | | | | | | | | | | | | | | | | | | | | | | | | | | | | | |
| 1 SANTOS M | | | | | | | | | | | | | | | | | | | | | | | | | | | | | | | | | | | | | | | | | | | | | |
| 2/3 | 0/3 | 0/2 | | | | | | | | | | | | | | | | | | | | | | | | | | | | | | | | | | | | | | | | | | | |
| 0/3 | 1/1 | 0/6 | | | | | | | | | | | | | | | | | | | | | | | | | | | | | | | | | | | | | | | | | | | |
| 2/7 | 5/12 | 2/5 | | | | | | | | | | | | | | | | | | | | | | | | | | | | | | | | | | | | | | | | | | | |
| 12 VASCONCELOS A | | | | | | | | | | | | | | | | | | | | | | | | | | | | | | | | | | | | | | | | | | | | | |
| | 0/1 | | | | | | | | | | | | | | | | | | | | | | | | | | | | | | | | | | | | | | | | | | | | |
| 0/1 | | | | | | | | | | | | | | | | | | | | | | | | | | | | | | | | | | | | | | | | | | | | | |
| 0/1 | 0/1 | 0/2 | | | | | | | | | | | | | | | | | | | | | | | | | | | | | | | | | | | | | | | | | | | |

| | | | | | |
|----------------------------|-------------------------|----------------------------------|-------------------------|-------------------------|-------------------------|
| Legend: | % Efficiency | 2Min 2 Minute Suspensions | 6m 6-metre Shots | 7m 7-metre Shots | 9m 9-metre Shots |
| AS Assists | BS Blocked Shots | n/a not applicable | BT Breakthroughs | EX Exclusions | FB Fast Breaks |
| G/S Goals/Shots | RC Red Cards | TP Time Played | Wing Wing Shots | S/S Saves/Shots | ST Steals |
| TF Technical Faults | | | | YC Yellow Cards | |





RESULTS

比赛成绩 / RÉSULTATS

CRO 33 - 22 CHN

(17 - 13) (16 - 9)

Referees: (15) KARBAS-CHI M / (16) KOLAHDOUZAN M (IRI)

RUNNING SCORE

CRO - CHN

CRO - Croatia

| Players | | Shots | | | | | | | | Penalties | | | |
|------------|-------------------|-------|-----|-------|------|-----|-----|-------|-----|-----------|------|----|----|
| No. | Name | G/S | % | 6m | Wing | 9m | 7m | FB | BT | YC | 2Min | RC | EX |
| 1 | LOSERT Venio | | | | | | | | | | | | |
| 3 | SULIC Renato | 4/6 | 67 | 3/5 | | | | 1/1 | | | | | |
| 4 | BALIC Ivano | 0/2 | 0 | | | 0/2 | | | | | | | |
| 5 | DUVNJAK Domagoj | 3/3 | 100 | | | | 1/1 | | 2/2 | | | | |
| 6 | LACKOVIC Blazenko | 2/4 | 50 | 1/1 | | 1/2 | | 0/1 | | | | | |
| 9 | VORI Igor | 5/6 | 83 | 3/3 | | | | 2/3 | | 1 | 1 | | |
| 10 | DOMINIKOVIC Davor | 2/2 | 100 | 1/1 | | | | 1/1 | | 1 | | | |
| 11 | DZOMBA Mirza | 2/5 | 40 | | 0/3 | | | 2/2 | | | | | |
| 13 | HORVAT Zlatko | 3/4 | 75 | | 1/1 | 0/1 | | 2/2 | | | | | |
| 14 | VUKOVIC Drago | 1/1 | 100 | 1/1 | | | | | | | 2 | | |
| 17 | SPREM Goran | 8/13 | 62 | 1/2 | 3/6 | | | 3/4 | 1/1 | | | | |
| 19 | METLICIC Petar | 1/2 | 50 | 1/1 | | | | | 0/1 | | | | |
| 24 | VALCIC Tonci | 2/2 | 100 | | | | | 1/1 | 1/1 | | | | |
| 25 | ALILOVIC Mirko | | | | | | | | | | | | |
| Bench/Team | | | | | | | | | | | | | |
| Totals | | 33/50 | 66 | 11/14 | 4/10 | 1/5 | 1/1 | 12/15 | 4/5 | 2 | 3 | 0 | 0 |

Goalkeepers

| Goalkeepers | | Saves | | | | | | | |
|-------------|----------------|-------|----|-----|------|------|-----|-----|-----|
| No. | Name | S/S | % | 6m | Wing | 9m | 7m | FB | BT |
| 1 | LOSERT Venio | 4/17 | 24 | 2/4 | 0/2 | 2/7 | 0/1 | 0/2 | 0/1 |
| 25 | ALILOVIC Mirko | 6/15 | 40 | 1/2 | 1/1 | 3/8 | | 1/3 | 0/1 |
| Totals | | 10/32 | 31 | 3/6 | 1/3 | 5/15 | 0/1 | 1/5 | 0/2 |

CHN - China

| Players | | Shots | | | | | | | | Penalties | | | |
|------------|---------------|-------|-----|-----|------|-------|-----|-----|-----|-----------|------|----|----|
| No. | Name | G/S | % | 6m | Wing | 9m | 7m | FB | BT | YC | 2Min | RC | EX |
| 2 | CUI Liang | 2/4 | 50 | 1/3 | | | | 1/1 | | | 1 | | |
| 3 | ZHU Jie | | | | | | | | | | | | |
| 5 | YAN Liang | 2/3 | 67 | | | | | 2/3 | | | | | |
| 6 | CUI Lei | 1/4 | 25 | | | 1/4 | | | | | | | |
| 7 | ZHANG Ji | 4/6 | 67 | | | 3/5 | | | 1/1 | | | | |
| 8 | ZHOU Xiaojian | | | | | | | | | 1 | | | |
| 10 | LI Hexin | 1/4 | 25 | | 1/1 | 0/3 | | | | | | | |
| 11 | ZHANG Xing | 0/2 | 0 | 0/1 | 0/1 | | | | | 1 | | 1 | |
| 12 | WANG Long | | | | | | | | | | | | |
| 14 | TIAN Jianxia | 2/5 | 40 | | | 1/4 | | | 1/1 | | | | |
| 16 | YE Qiang | | | | | | | | | | | | |
| 18 | HAO Kexin | 6/12 | 50 | 1/1 | | 4/10 | | 1/1 | | 1 | | | |
| 19 | MIAO Qing | 2/7 | 29 | 1/1 | | 1/6 | | | | | | | |
| 20 | ZHU Wenxin | 2/2 | 100 | | 1/1 | | 1/1 | | | | | | |
| Bench/Team | | | | | | | | | | | | | |
| Totals | | 22/49 | 45 | 3/6 | 2/3 | 10/32 | 1/1 | 4/5 | 2/2 | 3 | 1 | 1 | 0 |

Goalkeepers

| Goalkeepers | | Saves | | | | | | | |
|-------------|-----------|-------|----|------|------|-----|-----|------|-----|
| No. | Name | S/S | % | 6m | Wing | 9m | 7m | FB | BT |
| 12 | WANG Long | | | | | | | | |
| 16 | YE Qiang | 8/41 | 20 | 1/12 | 2/6 | 1/2 | 0/1 | 3/15 | 1/5 |
| Totals | | 8/41 | 20 | 1/12 | 2/6 | 1/2 | 0/1 | 3/15 | 1/5 |

| 1st Half | |
|---------------|-------------|
| 0 (2') | 1 ZHU W |
| 0 (2') | 2 HAO K |
| 0 (4') | 3 CUI L |
| LACKOVIC B | 1 (4') 3 |
| 1 (5') | 4 MIAO Q |
| LACKOVIC B | 2 (5') 4 |
| DZOMBA M | 3 (6') 4 |
| 3 (7') | 5 HAO K |
| VORI I | 4 (8') 5 |
| 4 (9') | 6 ZHANG J |
| 4 (10') | 7 ZHU W |
| 4 (11') | 8 YAN L |
| VORI I | 5 (12') 8 |
| 5 (12') | 9 ZHANG J |
| 5 (14') | 10 HAO K |
| VALCIC T | 6 (15') 10 |
| 6 (15') | 11 CUI L |
| VORI I | 7 (16') 11 |
| VORI I | 8 (17') 11 |
| 8 (18') | 12 HAO K |
| SPREM G | 9 (18') 12 |
| 9 (19') | 13 LI H |
| METLICIC P | 10 (21') 13 |
| SPREM G | 11 (22') 13 |
| SULIC R | 12 (23') 13 |
| DZOMBA M | 13 (24') 13 |
| DOMINIKOVIC D | 14 (25') 13 |
| SPREM G | 15 (27') 13 |
| SPREM G | 16 (29') 13 |
| SPREM G | 17 (30') 13 |

2nd Half

| | |
|---------------|-------------|
| 17 (31') | 14 TIAN J |
| DUVNJAK D | 18 (33') 14 |
| SPREM G | 19 (35') 14 |
| 19 (36') | 15 CUI L |
| SULIC R | 20 (37') 15 |
| DUVNJAK D | 21 (38') 15 |
| 21 (39') | 16 TIAN J |
| SPREM G | 22 (40') 16 |
| DUVNJAK D | 23 (41') 16 |
| VUKOVIC D | 24 (43') 16 |
| SULIC R | 25 (46') 16 |
| VORI I | 26 (46') 16 |
| 26 (47') | 17 HAO K |
| 26 (48') | 18 HAO K |
| SPREM G | 27 (49') 18 |
| 27 (50') | 19 ZHANG J |
| HORVAT Z | 28 (51') 19 |
| SULIC R | 29 (52') 19 |
| DOMINIKOVIC D | 30 (53') 19 |
| HORVAT Z | 31 (55') 19 |
| 31 (56') | 20 MIAO Q |
| VALCIC T | 32 (57') 20 |
| 32 (57') | 21 ZHANG J |
| 32 (58') | 22 YAN L |
| HORVAT Z | 33 (60') 22 |

Legend:

| | | | | | | | | | |
|-----|---------------|------|----------------------|----|---------------|-----|---------------|----|---------------|
| % | Efficiency | 2Min | 2 Minute Suspensions | 6m | 6-metre Shots | 7m | 7-metre Shots | 9m | 9-metre Shots |
| BT | Breakthroughs | EX | Exclusions | FB | Fast Breaks | G/S | Goals/Shots | RC | Red Cards |
| S/S | Saves/Shots | Wing | Wing Shots | YC | Yellow Cards | | | | |



MATCH TEAM STATISTICS

参赛队技术统计 / STATISTIQUES DU MATCH PAR ÉQUIPE

CRO 33 - 22 CHN

(17 - 13) (16 - 9)

Referees: (15) KARBAS-CHI M / (16) KOLAHDOUZAN M (IRI)

CRO - Croatia

| Players | | Shots | | | | | | | | Offence | | Defence | | Penalties | | | | TP |
|---------------|-------------------|-------|-----|-------|------|-----|-----|-------|-----|---------|----|---------|----|-----------|------|----|----|-------|
| No. | Name | G/S | % | 6m | Wing | 9m | 7m | FB | BT | AS | TF | ST | BS | YC | 2Min | RC | EX | |
| 1 | LOSERT Venio | | | | | | | | | 2 | | | | | | | | 30:00 |
| 3 | SULIC Renato | 4/6 | 67 | 3/5 | | | | 1/1 | | 1 | | | | | | | | 20:40 |
| 4 | BALIC Ivano | 0/2 | 0 | | | 0/2 | | | | 2 | | | | | | | | 12:02 |
| 5 | DUVNJAK Domagoj | 3/3 | 100 | | | | 1/1 | | 2/2 | 2 | 2 | | | | | | | 10:52 |
| 6 | LACKOVIC Blazenko | 2/4 | 50 | 1/1 | | 1/2 | | 0/1 | | 1 | 2 | 2 | | | | | | 34:16 |
| 9 | VORI Igor | 5/6 | 83 | 3/3 | | | | 2/3 | | 1 | 2 | | 4 | 1 | 1 | | | 39:24 |
| 10 | DOMINIKOVIC Davor | 2/2 | 100 | 1/1 | | | | 1/1 | | 2 | 1 | 3 | 4 | 1 | | | | 38:21 |
| 11 | DZOMBA Mirza | 2/5 | 40 | | 0/3 | | | 2/2 | | 1 | 1 | | | | | | | 30:00 |
| 13 | HORVAT Zlatko | 3/4 | 75 | | 1/1 | 0/1 | | 2/2 | | 1 | 2 | | | | | | | 30:00 |
| 14 | VUKOVIC Drago | 1/1 | 100 | 1/1 | | | | | | 2 | 1 | | | | 2 | | | 19:23 |
| 17 | SPREM Goran | 8/13 | 62 | 1/2 | 3/6 | | | 3/4 | 1/1 | 1 | | | | | | | | 58:41 |
| 19 | METLICIC Petar | 1/2 | 50 | 1/1 | | | | | 0/1 | 6 | 1 | | | | | | | 40:37 |
| 24 | VALCIC Tonci | 2/2 | 100 | | | | | 1/1 | 1/1 | 2 | 2 | 1 | | | | | | 25:44 |
| 25 | ALILOVIC Mirko | | | | | | | | | | | | | | | | | 30:00 |
| | Bench/Team | | | | | | | | | | | | | | | | | |
| Totals | | 33/50 | 66 | 11/14 | 4/10 | 1/5 | 1/1 | 12/15 | 4/5 | 24 | 14 | 6 | 8 | 2 | 3 | 0 | 0 | |

| Goalkeepers | | Total Shots | | 6m Shots | | Wing Shots | | 9m Shots | | 7m Shots | | Fast Breaks | | Breakthroughs | |
|---------------|----------------|-------------|----|----------|----|------------|-----|----------|----|----------|---|-------------|----|---------------|---|
| No. | Name | S/S | % | S/S | % | S/S | % | S/S | % | S/S | % | S/S | % | S/S | % |
| 1 | LOSERT Venio | 4/17 | 24 | 2/4 | 50 | 0/2 | 0 | 2/7 | 29 | 0/1 | 0 | 0/2 | 0 | 0/1 | 0 |
| 25 | ALILOVIC Mirko | 6/15 | 40 | 1/2 | 50 | 1/1 | 100 | 3/8 | 38 | | | 1/3 | 33 | 0/1 | 0 |
| Totals | | 10/32 | 31 | 3/6 | 50 | 1/3 | 33 | 5/15 | 33 | 0/1 | 0 | 1/5 | 20 | 0/2 | 0 |

| Team Shots | Goals | Saves | Missed | Post | Blocked | Total | % |
|---------------|-------|-------|--------|------|---------|-------|-----|
| 6m Shots | 11 | 1 | 1 | 1 | 0 | 14 | 79 |
| Wing Shots | 4 | 2 | 0 | 4 | 0 | 10 | 40 |
| 9m Shots | 1 | 1 | 1 | 2 | 0 | 5 | 20 |
| 7m Shots | 1 | 0 | 0 | 0 | n/a | 1 | 100 |
| Fast Breaks | 12 | 3 | 0 | 0 | 0 | 15 | 80 |
| Breakthroughs | 4 | 1 | 0 | 0 | 0 | 5 | 80 |
| Totals | 33 | 8 | 2 | 7 | 0 | 50 | 66 |

Number of Attacks: 59, Scoring Efficiency: 56%



OSC GYMNASIUM
 奥体中心体育馆
 GYMNASE DU CSO

MON 星期一 LUN
 18 AUG 2008
 15:45

HANDBALL
 手球 / HANDBALL

MEN
 男子项目 / HOMMES

PRELIMINARY GROUP A - MATCH 28
 预赛A组 - 第28场 / PRÉLIMINAIRE GROUPE A - MATCH 28



MATCH TEAM STATISTICS

参赛队技术统计 / STATISTIQUES DU MATCH PAR ÉQUIPE

CRO 33 - 22 CHN

(17 - 13) (16 - 9)

Referees: (15) KARBAS-CHI M / (16) KOLAHDOUZAN M (IRI)

CRO - Croatia

Shots Distribution

| Players | | | Goals / Shots | | | |
|-----------------|-----------------|-------------|---------------|-------------|------------------|-------------|
| 3 SULIC R | 4 BALIC I | 5 DUVNJAK D | 6 LACKOVIC B | 9 VORI I | 10 DOMINIKOVIC D | 11 DZOMBA M |
| 2/2 | | | 1/1 | 0/1 | | 0/1 |
| | | | | 3/3 | 2/2 | 1/1 |
| | | 3/3 | | | | 1/1 |
| 1-Missed 1-Post | 1-Missed 1-Post | | | | | 2-Post |
| 13 HORVAT Z | 14 VUKOVIC D | 17 SPREM G | 19 METLICIC P | 24 VALCIC T | | |
| | | 0/1 | | | | |
| | 1/1 | 2/2 | | | | 1/1 |
| | | 3/4 | 1/2 | | | |
| | | 2/2 | | | | 1/1 |
| 1-Post | | 2-Post | | | | |

| Team | Offence | Defence | Goalkeepers |
|-----------------|-------------------|-------------------|---------------|
| Goals / Shots | | | Saves / Shots |
| 0/1 | 4/5 Breakthroughs | 2/2 Breakthroughs | 2/2 |
| 2/2 | 12/15 Fast Breaks | 5/11 | 1/9 |
| 2/3 | | 2/2 | 2/3 |
| 7/9 | | 3/10 | 2/2 |
| 4/8 | | 1/4 | 1/2 |
| 10/10 | | 2/11 | 1/7 |
| 8/8 | | 0/0 | 0/5 |
| 2-Missed 7-Post | | 1/1 7m | |
| | | 1/1 7m | 1 LOSERT V |
| | | | 0/6 |
| | | | 1/2 |
| | | | 1/1 |
| | | | 1/4 |
| | | | 1/2 |
| | | | 0/2 |
| | | | 25 ALILOVIC M |
| | | | 2/2 |
| | | | 1/3 |
| | | | 1/1 |
| | | | 1/1 |
| | | | 0/3 |
| | | | 0/3 |



MATCH TEAM STATISTICS

参赛队技术统计 / STATISTIQUES DU MATCH PAR ÉQUIPE

CRO 33 - 22 CHN

(17 - 13) (16 - 9)

Referees: (15) KARBAS-CHI M / (16) KOLAHDOUZAN M (IRI)

CHN - China

| No. | Name | Shots | | | | | | | | Offence | | Defence | | Penalties | | | TP | | |
|---------------|---------------|-------|-----|-----|------|-------|-----|-----|-----|---------|----|---------|----|-----------|------|----|----|----|-------|
| | | G/S | % | 6m | Wing | 9m | 7m | FB | BT | AS | TF | ST | BS | YC | 2Min | RC | | EX | |
| 2 | CUI Liang | 2/4 | 50 | 1/3 | | | | 1/1 | | | | 2 | | | | | 1 | | 42:53 |
| 3 | ZHU Jie | | | | | | | | | | | 4 | | | | | | | 13:43 |
| 5 | YAN Liang | 2/3 | 67 | | | | | 2/3 | | | | | 1 | | | | | | 23:17 |
| 6 | CUI Lei | 1/4 | 25 | | | 1/4 | | | | | | 2 | | | | | | | 26:03 |
| 7 | ZHANG Ji | 4/6 | 67 | | | 3/5 | | | 1/1 | 1 | 6 | | | | | | | | 28:57 |
| 8 | ZHOU Xiaojian | | | | | | | | | | | | | 1 | | | | | 17:07 |
| 10 | LI Hexin | 1/4 | 25 | | 1/1 | 0/3 | | | | 1 | | | | | | | | | 46:54 |
| 11 | ZHANG Xing | 0/2 | 0 | 0/1 | 0/1 | | | | | | | 1 | | 1 | | | 1 | | 30:00 |
| 12 | WANG Long | | | | | | | | | | | | | | | | | | |
| 14 | TIAN Jianxia | 2/5 | 40 | | | 1/4 | | | 1/1 | | | | | | | | | | 10:16 |
| 16 | YE Qiang | | | | | | | | | 1 | | | | | | | | | 60:00 |
| 18 | HAO Kexin | 6/12 | 50 | 1/1 | | 4/10 | | 1/1 | | | 2 | | | 1 | | | | | 43:47 |
| 19 | MIAO Qing | 2/7 | 29 | 1/1 | | 1/6 | | | | | 2 | | | | | | | | 47:03 |
| 20 | ZHU Wenxin | 2/2 | 100 | | 1/1 | | 1/1 | | | 1 | 3 | | | | | | | | 30:00 |
| | Bench/Team | | | | | | | | | | | | | | | | | | |
| Totals | | 22/49 | 45 | 3/6 | 2/3 | 10/32 | 1/1 | 4/5 | 2/2 | 4 | 21 | 2 | 0 | 3 | 1 | 1 | 0 | | |

| No. | Name | Total Shots | | 6m Shots | | Wing Shots | | 9m Shots | | 7m Shots | | Fast Breaks | | Breakthroughs | |
|---------------|-----------|-------------|----|----------|---|------------|----|----------|----|----------|---|-------------|----|---------------|----|
| | | S/S | % | S/S | % | S/S | % | S/S | % | S/S | % | S/S | % | S/S | % |
| 12 | WANG Long | | | | | | | | | | | | | | |
| 16 | YE Qiang | 8/41 | 20 | 1/12 | 8 | 2/6 | 33 | 1/2 | 50 | 0/1 | 0 | 3/15 | 20 | 1/5 | 20 |
| Totals | | 8/41 | 20 | 1/12 | 8 | 2/6 | 33 | 1/2 | 50 | 0/1 | 0 | 3/15 | 20 | 1/5 | 20 |

| Team Shots | Goals | Saves | Missed | Post | Blocked | Total | % |
|---------------|-------|-------|--------|------|---------|-------|-----|
| 6m Shots | 3 | 3 | 0 | 0 | 0 | 6 | 50 |
| Wing Shots | 2 | 1 | 0 | 0 | 0 | 3 | 67 |
| 9m Shots | 10 | 5 | 5 | 3 | 9 | 32 | 31 |
| 7m Shots | 1 | 0 | 0 | 0 | n/a | 1 | 100 |
| Fast Breaks | 4 | 1 | 0 | 0 | 0 | 5 | 80 |
| Breakthroughs | 2 | 0 | 0 | 0 | 0 | 2 | 100 |
| Totals | 22 | 10 | 5 | 3 | 9 | 49 | 45 |

Number of Attacks: 59, Scoring Efficiency: 37%



MATCH TEAM STATISTICS
 参赛队技术统计 / STATISTIQUES DU MATCH PAR ÉQUIPE

CRO 33 - 22 CHN
 (17 - 13) (16 - 9)

Referees: (15) KARBAS-CHI M / (16) KOLAHDOUZAN M (IRI)

CHN - China

Shots Distribution

Players
Goals / Shots

| 2 CUI L | 3 ZHU J | 5 YAN L | 6 CUI L | 7 ZHANG J | 8 ZHOU X | 10 LI H |
|---------|---------|---------|---------------------------|-----------|----------|--------------------|
| 1/1 | | 1/1 | 1/1 | 1/1 | | 1/1 |
| 1/2 | | 1/2 | 0/1 | | | 0/1 |
| 0/1 | | | 0/1 | 3/3 | | |
| | | | 1-Blocked 1-Missed 1-Post | | | 1-Missed 1-Blocked |

| 11 ZHANG X | 14 TIAN J | 18 HAO K | 19 MIAO Q | 20 ZHU W |
|------------|------------------|---------------------------|-----------|----------|
| 0/1 | 0/1 | 1/2 | 1/1 | 1/1 |
| 0/1 | | | | |
| | 1/1 | 4/4 | 1/1 | 1/1 |
| | 1-Post 1-Blocked | 1-Post 4-Blocked 3-Missed | 2-Blocked | |

| Team | Offence | Defence | Goalkeepers | | | | | | | | | | | | | | | | | | |
|---------------------------|---|--|---|-----|-----|-----|-----|--|-----|------|--|-----|-----|-----|-----|-----|--|-----|------|--|-----|
| Goals / Shots | | | Saves / Shots | | | | | | | | | | | | | | | | | | |
| 0/2 1/3 6/7 |  |  | <table border="1"> <tr><td>1/1</td><td>0/2</td><td>1/3</td></tr> <tr><td>2/9</td><td></td><td>4/8</td></tr> <tr><td>0/10</td><td></td><td>0/8</td></tr> </table> | 1/1 | 0/2 | 1/3 | 2/9 | | 4/8 | 0/10 | | 0/8 | | | | | | | | | |
| 1/1 | 0/2 | 1/3 | | | | | | | | | | | | | | | | | | | |
| 2/9 | | 4/8 | | | | | | | | | | | | | | | | | | | |
| 0/10 | | 0/8 | | | | | | | | | | | | | | | | | | | |
| 5-Missed 3-Post 9-Blocked | | | <p>12 WANG L</p> <table border="1"> <tr><td></td><td></td><td></td></tr> <tr><td></td><td></td><td></td></tr> <tr><td></td><td></td><td></td></tr> </table> <p>16 YE Q</p> <table border="1"> <tr><td>1/1</td><td>0/2</td><td>1/3</td></tr> <tr><td>2/9</td><td></td><td>4/8</td></tr> <tr><td>0/10</td><td></td><td>0/8</td></tr> </table> | | | | | | | | | | 1/1 | 0/2 | 1/3 | 2/9 | | 4/8 | 0/10 | | 0/8 |
| | | | | | | | | | | | | | | | | | | | | | |
| | | | | | | | | | | | | | | | | | | | | | |
| | | | | | | | | | | | | | | | | | | | | | |
| 1/1 | 0/2 | 1/3 | | | | | | | | | | | | | | | | | | | |
| 2/9 | | 4/8 | | | | | | | | | | | | | | | | | | | |
| 0/10 | | 0/8 | | | | | | | | | | | | | | | | | | | |

Legend:

| | | | | |
|----------------------------|----------------------------------|-------------------------|-------------------------|-------------------------|
| % Efficiency | 2Min 2 Minute Suspensions | 6m 6-metre Shots | 7m 7-metre Shots | 9m 9-metre Shots |
| AS Assists | BS Blocked Shots | BT Breakthroughs | EX Exclusions | FB Fast Breaks |
| G/S Goals/Shots | n/a not applicable | RC Red Cards | S/S Saves/Shots | ST Steals |
| TF Technical Faults | TP Time Played | Wing Wing Shots | YC Yellow Cards | |



RESULTS
比赛成绩 / RÉSULTATS
POL 30 - 30 FRA
(16 - 13) (14 - 17)

Referees: (29) LIUDOWYK A / (30) VAKULA V (UKR)

POL - Poland

| Players | | Shots | | | | | | | | Penalties | | | |
|---------|--------------------|-------|-----|------|------|-------|-----|-----|-----|-----------|------|----|----|
| No. | Name | G/S | % | 6m | Wing | 9m | 7m | FB | BT | YC | 2Min | RC | EX |
| 1 | SZMAL Slawomir | | | | | | | | | | | | |
| 2 | JASZKA Bartlomiej | 2/2 | 100 | 1/1 | | 1/1 | | | | | | | |
| 3 | LIJEWSKI Krzysztof | 4/8 | 50 | | | 3/7 | | 1/1 | | | | | |
| 5 | JACHLEWSKI Mateusz | 3/4 | 75 | 1/1 | 1/2 | | | 1/1 | | | | | |
| 6 | TKACZYK Grzegorz | 2/3 | 67 | | | 2/3 | | | | | | | |
| 8 | BIELECKI Karol | 4/10 | 40 | | | 4/10 | | | | | | | |
| 9 | SIODMIAK Artur | | | | | | | | | 1 | | 2 | |
| 13 | JURECKI Bartosz | 7/9 | 78 | 7/9 | | | | | | 1 | | | |
| 14 | JURASIK Mariusz | | | | | | | | | | | | |
| 15 | JURECKI Michal | 0/6 | 0 | | | 0/6 | | | | | | | |
| 16 | WICHARY Marcin | | | | | | | | | | | | |
| 19 | TLUCZYNSKI Tomasz | 5/5 | 100 | | 1/1 | | 1/1 | 3/3 | | | | | |
| 22 | LIJEWSKI Marcin | | | | | | | | | | | | |
| 28 | PIWKO Pawel | 3/3 | 100 | | | 1/1 | | 2/2 | | | | | |
| | Bench/Team | | | | | | | | | | | | |
| | Totals | 30/50 | 60 | 9/11 | 2/3 | 11/28 | 1/1 | 7/7 | 0/0 | 3 | 2 | 0 | 0 |

| Goalkeepers | | Saves | | | | | | | |
|-------------|----------------|-------|----|-----|------|------|-----|-----|-----|
| No. | Name | S/S | % | 6m | Wing | 9m | 7m | FB | BT |
| 1 | SZMAL Slawomir | | | | | | | | |
| 16 | WICHARY Marcin | 12/42 | 29 | 0/7 | 3/6 | 6/20 | 1/2 | 0/5 | 2/2 |
| | Totals | 12/42 | 29 | 0/7 | 3/6 | 6/20 | 1/2 | 0/5 | 2/2 |

FRA - France

| Players | | Shots | | | | | | | | Penalties | | | |
|---------|------------------|-------|-----|-----|------|-------|-----|-----|-----|-----------|------|----|----|
| No. | Name | G/S | % | 6m | Wing | 9m | 7m | FB | BT | YC | 2Min | RC | EX |
| 3 | DINART Didier | 1/1 | 100 | 1/1 | | | | | | 1 | | | |
| 4 | BURDET Cedric | 3/4 | 75 | | | 3/4 | | | | 1 | 1 | | |
| 5 | GILLE Guillaume | 1/3 | 33 | | | 1/3 | | | | | | | |
| 6 | GILLE Bertrand | 4/5 | 80 | 2/2 | | 1/1 | | 1/2 | | 1 | | | |
| 8 | NARCISSE Daniel | 5/13 | 38 | | | 5/12 | | | 0/1 | | 1 | | |
| 11 | GIRAULT Olivier | 2/5 | 40 | | 0/1 | 0/1 | 0/1 | 2/2 | | | 1 | | |
| 12 | KARABOUE Daouda | | | | | | | | | | | | |
| 13 | KARABATIC Nikola | 8/11 | 73 | 4/4 | | 4/6 | | | 0/1 | | | | |
| 14 | KEMPE Christophe | | | | | | | | | | | | |
| 16 | OMEYER Thierry | | | | | | | | | | | | |
| 18 | ABATI Joel | 2/2 | 100 | | | | 1/1 | 1/1 | | | | | |
| 19 | ABALO Luc | 4/7 | 57 | | 3/5 | 0/1 | | 1/1 | | | | | |
| 21 | GUIGOU Michael | | | | | | | | | | | | |
| 26 | PATY Cedric | | | | | | | | | | | | |
| | Bench/Team | | | | | | | | | | | | |
| | Totals | 30/51 | 59 | 7/7 | 3/6 | 14/28 | 1/2 | 5/6 | 0/2 | 3 | 3 | 0 | 0 |

| Goalkeepers | | Saves | | | | | | | |
|-------------|-----------------|-------|----|------|------|------|-----|-----|-----|
| No. | Name | S/S | % | 6m | Wing | 9m | 7m | FB | BT |
| 12 | KARABOUE Daouda | 10/40 | 25 | 2/11 | 0/2 | 8/19 | 0/1 | 0/7 | |
| 16 | OMEYER Thierry | | | | | | | | |
| | Totals | 10/40 | 25 | 2/11 | 0/2 | 8/19 | 0/1 | 0/7 | 0/0 |

RUNNING SCORE

POL - FRA

| | | 1st Half | |
|--------------|--|-------------|-------------|
| TLUCZYNSKI T | | 1 (1') 0 | |
| | | 1 (2') 1 | KARABATIC N |
| | | 1 (2') 2 | GILLE B |
| TKACZYK G | | 2 (3') 2 | |
| TLUCZYNSKI T | | 3 (4') 2 | |
| | | 3 (6') 3 | KARABATIC N |
| | | 3 (7') 4 | GIRAULT O |
| LIJEWSKI K | | 4 (7') 4 | |
| | | 4 (8') 5 | GILLE B |
| | | 4 (9') 6 | KARABATIC N |
| TLUCZYNSKI T | | 5 (11') 6 | |
| | | 5 (13') 7 | BURDET C |
| BIELECKI K | | 6 (13') 7 | |
| LIJEWSKI K | | 7 (14') 7 | |
| TLUCZYNSKI T | | 8 (15') 7 | |
| | | 8 (15') 8 | NARCISSE D |
| PIWKO P | | 9 (16') 8 | |
| TLUCZYNSKI T | | 10 (17') 8 | |
| | | 10 (21') 9 | GILLE B |
| JURECKI B | | 11 (21') 9 | |
| JACHLEWSKI M | | 12 (22') 9 | |
| | | 12 (24') 10 | DINART D |
| JURECKI B | | 13 (25') 10 | |
| | | 13 (26') 11 | NARCISSE D |
| JURECKI B | | 14 (26') 11 | |
| BIELECKI K | | 15 (28') 11 | |
| | | 15 (28') 12 | KARABATIC N |
| LIJEWSKI K | | 16 (29') 12 | |
| | | 16 (30') 13 | KARABATIC N |

2nd Half

| | | | |
|--------------|--|-------------|-------------|
| | | 16 (31') 14 | KARABATIC N |
| JASZKA B | | 17 (31') 14 | |
| | | 17 (32') 15 | ABALO L |
| | | 17 (34') 16 | KARABATIC N |
| JACHLEWSKI M | | 18 (34') 16 | |
| | | 18 (35') 17 | GILLE G |
| JURECKI B | | 19 (35') 17 | |
| | | 19 (36') 18 | KARABATIC N |
| PIWKO P | | 20 (38') 18 | |
| PIWKO P | | 21 (39') 18 | |
| | | 21 (40') 19 | ABALO L |
| | | 21 (42') 20 | ABALO L |
| JASZKA B | | 22 (43') 20 | |
| | | 22 (44') 21 | NARCISSE D |
| | | 22 (47') 22 | ABALO L |
| | | 22 (48') 23 | ABATI J |
| JURECKI B | | 23 (49') 23 | |
| LIJEWSKI K | | 24 (50') 23 | |
| | | 24 (51') 24 | NARCISSE D |
| | | 24 (53') 25 | BURDET C |
| JACHLEWSKI M | | 25 (53') 25 | |
| | | 25 (54') 26 | ABATI J |
| | | 25 (54') 27 | GIRAULT O |
| JURECKI B | | 26 (55') 27 | |
| JURECKI B | | 27 (56') 27 | |
| | | 27 (57') 28 | NARCISSE D |
| BIELECKI K | | 28 (58') 28 | |
| | | 28 (58') 29 | GILLE B |
| TKACZYK G | | 29 (59') 29 | |
| | | 29 (60') 30 | BURDET C |
| BIELECKI K | | 30 (60') 30 | |

| Legend: | | | | | | | | | |
|---------|---------------|------|----------------------|----|---------------|-----|---------------|----|---------------|
| % | Efficiency | 2Min | 2 Minute Suspensions | 6m | 6-metre Shots | 7m | 7-metre Shots | 9m | 9-metre Shots |
| BT | Breakthroughs | EX | Exclusions | FB | Fast Breaks | G/S | Goals/Shots | RC | Red Cards |
| S/S | Saves/Shots | Wing | Wing Shots | YC | Yellow Cards | | | | |



MATCH TEAM STATISTICS

参赛队技术统计 / STATISTIQUES DU MATCH PAR ÉQUIPE

POL 30 - 30 FRA

(16 - 13) (14 - 17)

Referees: (29) LIUDOWYK A / (30) VAKULA V (UKR)

POL - Poland

| Players | | Shots | | | | | | | | Offence | | Defence | | Penalties | | | TP | |
|---------------|--------------------|-------|-----|------|------|-------|-----|-----|-----|---------|----|---------|----|-----------|------|----|----|-------|
| No. | Name | G/S | % | 6m | Wing | 9m | 7m | FB | BT | AS | TF | ST | BS | YC | 2Min | RC | | EX |
| 1 | SZMAL Sławomir | | | | | | | | | | | | | | | | | |
| 2 | JASZKA Bartłomiej | 2/2 | 100 | 1/1 | | 1/1 | | | | | 5 | 1 | 1 | | | | | 22:24 |
| 3 | LIJEWSKI Krzysztof | 4/8 | 50 | | | 3/7 | | 1/1 | | 8 | 2 | | | | | | | 48:55 |
| 5 | JACHLEWSKI Mateusz | 3/4 | 75 | 1/1 | 1/2 | | | 1/1 | | | | | | | | | | 43:31 |
| 6 | TKACZYK Grzegorz | 2/3 | 67 | | | 2/3 | | | | | 2 | | | | | | | 37:36 |
| 8 | BIELECKI Karol | 4/10 | 40 | | | 4/10 | | | | 1 | 2 | 1 | 1 | 1 | | | | 46:05 |
| 9 | SIODMIAK Artur | | | | | | | | | 1 | | 1 | 1 | 1 | 2 | | | 33:21 |
| 13 | JURECKI Bartosz | 7/9 | 78 | 7/9 | | | | | | 3 | 4 | | | 1 | | | | 32:25 |
| 14 | JURASIK Mariusz | | | | | | | | | | 1 | | | | | | | 11:06 |
| 15 | JURECKI Michał | 0/6 | 0 | | | 0/6 | | | | 1 | 1 | 1 | | | | | | 19:14 |
| 16 | WICHARY Marcin | | | | | | | | | | | 1 | | | | | | 60:00 |
| 19 | TLUCZYŃSKI Tomasz | 5/5 | 100 | | 1/1 | | 1/1 | 3/3 | | | | 1 | | | | | | 16:29 |
| 22 | LIJEWSKI Marcin | | | | | | | | | | | | | | | | | |
| 28 | PIWKO Paweł | 3/3 | 100 | | | 1/1 | | 2/2 | | | | 1 | | | | | | 48:54 |
| | Bench/Team | | | | | | | | | | | | | | | | | |
| Totals | | 30/50 | 60 | 9/11 | 2/3 | 11/28 | 1/1 | 7/7 | 0/0 | 14 | 17 | 7 | 3 | 3 | 2 | 0 | 0 | |

| Goalkeepers | | Total Shots | | 6m Shots | | Wing Shots | | 9m Shots | | 7m Shots | | Fast Breaks | | Breakthroughs | |
|---------------|----------------|-------------|----|----------|---|------------|----|----------|----|----------|----|-------------|---|---------------|-----|
| No. | Name | S/S | % | S/S | % | S/S | % | S/S | % | S/S | % | S/S | % | S/S | % |
| 1 | SZMAL Sławomir | | | | | | | | | | | | | | |
| 16 | WICHARY Marcin | 12/42 | 29 | 0/7 | 0 | 3/6 | 50 | 6/20 | 30 | 1/2 | 50 | 0/5 | 0 | 2/2 | 100 |
| Totals | | 12/42 | 29 | 0/7 | 0 | 3/6 | 50 | 6/20 | 30 | 1/2 | 50 | 0/5 | 0 | 2/2 | 100 |

| Team Shots | Goals | Saves | Missed | Post | Blocked | Total | % |
|---------------|-------|-------|--------|------|---------|-------|-----|
| 6m Shots | 9 | 2 | 0 | 0 | 0 | 11 | 82 |
| Wing Shots | 2 | 0 | 1 | 0 | 0 | 3 | 67 |
| 9m Shots | 11 | 8 | 6 | 0 | 3 | 28 | 39 |
| 7m Shots | 1 | 0 | 0 | 0 | n/a | 1 | 100 |
| Fast Breaks | 7 | 0 | 0 | 0 | 0 | 7 | 100 |
| Breakthroughs | | | | | | | |
| Totals | 30 | 10 | 7 | 0 | 3 | 50 | 60 |

Number of Attacks: 60, Scoring Efficiency: 50%



OSC GYMNASIUM
 奥体中心体育馆
 GYMNASE DU CSO

MON 星期一 LUN
 18 AUG 2008
 20:45

HANDBALL
 手球 / HANDBALL

MEN
 男子项目 / HOMMES

PRELIMINARY GROUP A - MATCH 30
 预赛A组 - 第30场 / PRÉLIMINAIRE GROUPE A - MATCH 30



MATCH TEAM STATISTICS

参赛队技术统计 / STATISTIQUES DU MATCH PAR ÉQUIPE

POL 30 - 30 FRA
 (16 - 13) (14 - 17)

Referees: (29) LIUDOWYK A / (30) VAKULA V (UKR)

POL - Poland

Shots Distribution

| Players | | | Goals / Shots | | | |
|--------------|--------------------|-----------------|---------------|------------------------|--------------|---------------------------------------|
| 2 JASZKA B | 3 LIJEWSKI K | 5 JACHLEWSKI M | 6 TKACZYK G | 8 BIELECKI K | 9 SIODMIAK A | 13 JURECKI B |
| 1/1 | 1/1 0/1 2/2 1/2 | 1/1 2/2 | 1/1 0/1 1/1 | 0/1 2/3 0/1 1/2 1/1 | | 1/1 1/1 1/1 1/1 0/1 1/1 1/1 1/2 |
| | 2-Missed | 1-Missed | | 1-Missed 1-Blocked | | |
| 14 JURASIK M | 15 JURECKI M | 19 TLUCZYNSKI T | 22 LIJEWSKI M | 28 PIWKO P | | |
| | 0/1 | 1/1 1/1 | | 1/1 2/2 | | |
| | 3-Missed | 2-Blocked | | | | |

| Team | Offence | Defence | Goalkeepers |
|---|---|---|--|
| Goals / Shots | | | Saves / Shots |
| 4/5 1/1 3/4 6/8 0/1 2/5 4/5 4/4 6/7 7-Missed 3-Blocked | <p>0/0 Breakthroughs</p> <p>0/0 3/6 9/11 3/8 5/14 7/7 Fast Breaks</p> <p>0/0 1/1 7m 2/3</p> | <p>0/2 Breakthroughs</p> <p>3/10 2/2 5/11 5/5 6/7 0/0 1/2 7m 3/5</p> <p>5/6 Fast Breaks</p> | <p>0/4 2/2 0/4 0/2 1/3 5/13 3/3 1/11</p> <p>1 SZMAL S</p> <p>16 WICHARY M</p> <p>0/4 2/2 0/4 0/2 1/3 5/13 3/3 1/11</p> |



MATCH TEAM STATISTICS

参赛队技术统计 / STATISTIQUES DU MATCH PAR ÉQUIPE

POL 30 - 30 FRA

(16 - 13) (14 - 17)

Referees: (29) LIUDOWYK A / (30) VAKULA V (UKR)

FRA - France

| No. | Name | Shots | | | | | | | | Offence | | Defence | | Penalties | | | | TP |
|---------------|------------------|-------|-----|-----|------|-------|-----|-----|-----|---------|----|---------|----|-----------|------|----|----|-------|
| | | G/S | % | 6m | Wing | 9m | 7m | FB | BT | AS | TF | ST | BS | YC | 2Min | RC | EX | |
| 3 | DINART Didier | 1/1 | 100 | 1/1 | | | | | | | | | | 1 | | | | 25:43 |
| 4 | BURDET Cedric | 3/4 | 75 | | | 3/4 | | | | 2 | 2 | | 2 | 1 | 1 | | | 37:04 |
| 5 | GILLE Guillaume | 1/3 | 33 | | | 1/3 | | | | 3 | 2 | | | | | | | 40:41 |
| 6 | GILLE Bertrand | 4/5 | 80 | 2/2 | | 1/1 | | 1/2 | | 1 | | | | 1 | | | | 45:08 |
| 8 | NARCISSE Daniel | 5/13 | 38 | | | 5/12 | | | 0/1 | 1 | 2 | 1 | | | 1 | | | 49:09 |
| 11 | GIRAULT Olivier | 2/5 | 40 | | 0/1 | 0/1 | 0/1 | 2/2 | | | 1 | | | | 1 | | | 60:00 |
| 12 | KARABOUE Daouda | | | | | | | | | 1 | 1 | 1 | | | | | | 60:00 |
| 13 | KARABATIC Nikola | 8/11 | 73 | 4/4 | | 4/6 | | | 0/1 | 2 | 4 | | 1 | | | | | 40:35 |
| 14 | KEMPE Christophe | | | | | | | | | | | | | | | | | |
| 16 | OMEYER Thierry | | | | | | | | | | | | | | | | | |
| 18 | ABATI Joel | 2/2 | 100 | | | | 1/1 | 1/1 | | 1 | | 1 | | | | | | 36:36 |
| 19 | ABALO Luc | 4/7 | 57 | | 3/5 | 0/1 | | 1/1 | | 1 | 1 | 1 | | | | | | 25:04 |
| 21 | GUIGOU Michael | | | | | | | | | | | | | | | | | |
| 26 | PATY Cedric | | | | | | | | | | | | | | | | | |
| | Bench/Team | | | | | | | | | | | | | | | | | |
| Totals | | 30/51 | 59 | 7/7 | 3/6 | 14/28 | 1/2 | 5/6 | 0/2 | 12 | 13 | 4 | 3 | 3 | 3 | 0 | 0 | |

| No. | Name | Total Shots | | 6m Shots | | Wing Shots | | 9m Shots | | 7m Shots | | Fast Breaks | | Breakthroughs | |
|---------------|-----------------|-------------|----|----------|----|------------|---|----------|----|----------|---|-------------|---|---------------|---|
| | | S/S | % | S/S | % | S/S | % | S/S | % | S/S | % | S/S | % | S/S | % |
| 12 | KARABOUE Daouda | 10/40 | 25 | 2/11 | 18 | 0/2 | 0 | 8/19 | 42 | 0/1 | 0 | 0/7 | 0 | | |
| 16 | OMEYER Thierry | | | | | | | | | | | | | | |
| Totals | | 10/40 | 25 | 2/11 | 18 | 0/2 | 0 | 8/19 | 42 | 0/1 | 0 | 0/7 | 0 | 0/0 | 0 |

| Team Shots | Goals | Saves | Missed | Post | Blocked | Total | % |
|---------------|-------|-------|--------|------|---------|-------|-----|
| 6m Shots | 7 | 0 | 0 | 0 | 0 | 7 | 100 |
| Wing Shots | 3 | 3 | 0 | 0 | 0 | 6 | 50 |
| 9m Shots | 14 | 6 | 4 | 1 | 3 | 28 | 50 |
| 7m Shots | 1 | 1 | 0 | 0 | n/a | 2 | 50 |
| Fast Breaks | 5 | 0 | 0 | 1 | 0 | 6 | 83 |
| Breakthroughs | 0 | 2 | 0 | 0 | 0 | 2 | 0 |
| Totals | 30 | 12 | 4 | 2 | 3 | 51 | 59 |

Number of Attacks: 60, Scoring Efficiency: 50%



OSC GYMNASIUM
 奥体中心体育馆
 GYMNASE DU CSO

MON 星期一 LUN
 18 AUG 2008
 20:45

HANDBALL
 手球 / HANDBALL

MEN
 男子项目 / HOMMES

PRELIMINARY GROUP A - MATCH 30
 预赛A组 - 第30场 / PRÉLIMINAIRE GROUPE A - MATCH 30



MATCH TEAM STATISTICS

参赛队技术统计 / STATISTIQUES DU MATCH PAR ÉQUIPE

POL 30 - 30 FRA
 (16 - 13) (14 - 17)

Referees: (29) LIUDOWYK A / (30) VAKULA V (UKR)

FRA - France

Shots Distribution

| Players | | | Goals / Shots | | | |
|-------------------|-------------------|-------------------|--------------------|---------------------|---------------------|-----------------------|
| 3 DINART D | 4 BURDET C | 5 GILLE G | 6 GILLE B | 8 NARCISSE D | 11 GIRAULT O | 13 KARABATIC N |
| 1/1 | 1/1 | 1/1 | | 0/1 | | 2/2 |
| | | | | 1/1 | 1/2 | 1/1 |
| | 1/2 | 0/1 | 1/1 | 3/4 | 0/2 | 5/6 |
| | | | | 1/3 | | |
| | | 1-Blocked | 1-Post | 1-Missed | 1-Post | 2-Blocked |
| | | | | | | 2-Missed |
| 14 KEMPE C | 18 ABATI J | 19 ABALO L | 21 GUIGOU M | 26 PATY C | | |
| | | 1/1 | | | | |
| | | 0/1 | | | | |
| | 1/1 | 1/1 | 0/1 | 2/2 | | |
| | | 1-Missed | | | | |

| Team | Offence | Defence | Goalkeepers | | |
|---------------|---------|-----------|---|-----|-----|
| Goals / Shots | | | Saves / Shots | | |
| 4/4 | 0/2 | 4/4 | 1/5 | 0/1 | 1/4 |
| 2/2 | | 2/3 | 2/8 | 1/1 | 3/5 |
| 8/13 | 0/3 | 10/11 | 1/5 | 0/4 | 1/7 |
| 4-Missed | 2-Post | 3-Blocked | | | |
| | | | 12 KARABOUE D 1/5 0/1 1/4 2/8 1/1 3/5 1/5 0/4 1/7 | | |
| | | | 16 OMEYER T (Empty table) | | |

| Legend: | | | | | | | |
|------------|------------------|-------------|----------------------|-------------|---------------|------------|---------------|
| % | Efficiency | 2Min | 2 Minute Suspensions | 6m | 6-metre Shots | 7m | 7-metre Shots |
| AS | Assists | BS | Blocked Shots | BT | Breakthroughs | EX | Exclusions |
| G/S | Goals/Shots | n/a | not applicable | RC | Red Cards | S/S | Saves/Shots |
| TF | Technical Faults | TP | Time Played | Wing | Wing Shots | YC | Yellow Cards |
| | | | | | | 9m | 9-metre Shots |
| | | | | | | FB | Fast Breaks |
| | | | | | | ST | Steals |





RESULTS

比赛成绩 / RÉSULTATS

RUS 31 - 33 ISL

(16 - 19) (15 - 14)

Referees: (25) KRSTIC N / (26) LJUBIC P (SLO)

RUS - Russian Fed.

| Players | | Shots | | | | | | | | Penalties | | | |
|---------|------------------------|-------|-----|------|------|------|-----|-----|-----|-----------|------|----|----|
| No. | Name | G/S | % | 6m | Wing | 9m | 7m | FB | BT | YC | 2Min | RC | EX |
| 1 | GRAMS Oleg | | | | | | | | | | | | |
| 2 | FILIPPOV Vasily | 1/2 | 50 | | | 0/1 | | 1/1 | | | | | |
| 6 | KRIVOSHLYKOV Denis | 1/1 | 100 | | | | | 1/1 | | | 1 | | |
| 8 | EVDOKIMOV Egor | 2/3 | 67 | 2/3 | | | | | | 1 | 1 | | |
| 10 | CHERNOIVANOV Alexander | 5/6 | 83 | 5/6 | | | | | | 1 | | | |
| 15 | RASTVORTSEV Alexey | 4/6 | 67 | 0/1 | | 3/4 | | 1/1 | | | | | |
| 16 | KOSTYGOV Alexey | | | | | | | | | | | | |
| 17 | KAMANIN Alexey | 2/3 | 67 | | | 1/2 | | 1/1 | | | | | |
| 19 | ASLANYAN Samvel | 0/1 | 0 | | | 0/1 | | | | | | | |
| 23 | KOKSHAROV Eduard | 4/5 | 80 | | 1/1 | | 2/2 | 0/1 | 1/1 | | 2 | | |
| 25 | KOVALEV Dmitry | 2/2 | 100 | | 1/1 | | | 1/1 | | | | | |
| 31 | DIBIROV Timur | 1/1 | 100 | | | | | 1/1 | | | | 1 | |
| 35 | IGROPULO Konstantin | 9/11 | 82 | | | 1/3 | 5/5 | 2/2 | 1/1 | | 1 | | |
| 77 | IVANOV Vitaly | 0/1 | 0 | 0/1 | | | | | | 1 | | | |
| | Bench/Team | | | | | | | | | | | | |
| | Totals | 31/42 | 74 | 7/11 | 2/2 | 5/11 | 7/7 | 8/9 | 2/2 | 3 | 6 | 0 | 0 |

| Goalkeepers | | Saves | | | | | | | |
|-------------|-----------------|-------|----|------|------|------|-----|-----|-----|
| No. | Name | S/S | % | 6m | Wing | 9m | 7m | FB | BT |
| 1 | GRAMS Oleg | 8/31 | 26 | 3/8 | 1/3 | 4/9 | 0/6 | 0/4 | 0/1 |
| 16 | KOSTYGOV Alexey | 1/11 | 9 | 0/5 | 0/1 | 1/3 | | 0/1 | 0/1 |
| | Totals | 9/42 | 21 | 3/13 | 1/4 | 5/12 | 0/6 | 0/5 | 0/2 |

ISL - Iceland

| Players | | Shots | | | | | | | | Penalties | | | |
|---------|--------------------------|-------|-----|-------|------|------|-----|-----|-----|-----------|------|----|----|
| No. | Name | G/S | % | 6m | Wing | 9m | 7m | FB | BT | YC | 2Min | RC | EX |
| 1 | GUSTAVSSON Bjorgvin Pall | | | | | | | | | | | | |
| 3 | GEIRSSON Logi | 0/2 | 0 | | | 0/2 | | | | | | | |
| 5 | SIGURDSSON Sigfus | | | | | | | | | 1 | 1 | | |
| 6 | HALLGRIMSSON Asgeir Orn | 1/1 | 100 | | | | | 1/1 | | | | | |
| 7 | ATLASON Arnor | 6/13 | 46 | 2/4 | | 1/6 | | 2/2 | 1/1 | | | | |
| 9 | SIGURDSSON Gudjon Valur | | | | | | | | | | | | |
| 10 | GUDJONSSON Snorri Steinn | 12/12 | 100 | 3/3 | | 3/3 | 6/6 | | | | | | |
| 11 | STEFANSSON Olafur | 3/8 | 38 | 1/1 | | 2/6 | 0/1 | | | 1 | | | |
| 14 | ASGEIRSSON Sturla | 3/4 | 75 | 1/1 | 2/3 | | | | | | | | |
| 15 | PETERSSON Alexander | 6/10 | 60 | 1/1 | 1/2 | 1/4 | | 2/2 | 1/1 | | 1 | | |
| 16 | GUDMUNDSSON Hreidar Levy | | | | | | | | | | | | |
| 17 | JAKOBSSON Sverre Andreas | | | | | | | | | 1 | 1 | | |
| 18 | GUNNARSSON Robert | 2/4 | 50 | 2/4 | | | | | | | | | |
| 19 | INGIMUNDARSON Ingimundur | | | | | | | | | | | | |
| | Bench/Team | | | | | | | | | | | | |
| | Totals | 33/54 | 61 | 10/14 | 3/5 | 7/21 | 6/7 | 5/5 | 2/2 | 3 | 3 | 0 | 0 |

| Goalkeepers | | Saves | | | | | | | |
|-------------|--------------------------|-------|----|------|------|-----|-----|-----|-----|
| No. | Name | S/S | % | 6m | Wing | 9m | 7m | FB | BT |
| 1 | GUSTAVSSON Bjorgvin Pall | 8/31 | 26 | 4/10 | 0/2 | 3/6 | 0/5 | 1/7 | 0/1 |
| 16 | GUDMUNDSSON Hreidar Levy | 0/8 | 0 | 0/1 | | 0/2 | 0/2 | 0/2 | 0/1 |
| | Totals | 8/39 | 21 | 4/11 | 0/2 | 3/8 | 0/7 | 1/9 | 0/2 |

RUNNING SCORE

RUS - ISL

| 1st Half | |
|-------------|-----------------|
| 0 (3') 1 | GUDJONSSON SS |
| 1 (3') 1 | |
| 1 (4') 2 | GUDJONSSON SS |
| 1 (5') 3 | PETERSSON A |
| 1 (7') 4 | GUDJONSSON SS |
| 2 (8') 4 | |
| 3 (8') 4 | |
| 3 (9') 5 | PETERSSON A |
| 4 (9') 5 | |
| 4 (10') 6 | GUDJONSSON SS |
| 5 (11') 6 | |
| 5 (11') 7 | ATLASON A |
| 6 (12') 7 | |
| 7 (12') 7 | |
| 7 (14') 8 | GUDJONSSON SS |
| 8 (15') 8 | |
| 8 (16') 9 | STEFANSSON O |
| 8 (17') 10 | STEFANSSON O |
| 9 (17') 10 | |
| 9 (18') 11 | ASGEIRSSON S |
| 9 (19') 12 | ATLASON A |
| 9 (20') 13 | GUNNARSSON R |
| 10 (21') 13 | |
| 11 (21') 13 | |
| 11 (22') 14 | GUDJONSSON SS |
| 12 (23') 14 | |
| 12 (24') 15 | GUDJONSSON SS |
| 13 (24') 15 | |
| 13 (25') 16 | PETERSSON A |
| 14 (25') 16 | |
| 14 (25') 17 | PETERSSON A |
| 14 (27') 18 | GUDJONSSON SS |
| 15 (28') 18 | |
| 16 (29') 18 | |
| 16 (30') 19 | GUDJONSSON SS |
| 2nd Half | |
| 16 (33') 20 | ATLASON A |
| 16 (34') 21 | ASGEIRSSON S |
| 17 (37') 21 | |
| 18 (37') 21 | |
| 19 (38') 21 | |
| 19 (39') 22 | STEFANSSON O |
| 20 (40') 22 | |
| 21 (42') 22 | |
| 21 (43') 23 | GUDJONSSON SS |
| 21 (45') 24 | GUNNARSSON R |
| 21 (46') 25 | PETERSSON A |
| 21 (46') 26 | HALLGRIMSSON AO |
| 22 (47') 26 | |
| 22 (48') 27 | GUDJONSSON SS |
| 23 (49') 27 | |
| 23 (50') 28 | ATLASON A |
| 24 (53') 28 | |
| 24 (54') 29 | GUDJONSSON SS |
| 24 (55') 30 | PETERSSON A |
| 24 (55') 31 | ATLASON A |
| 25 (56') 31 | |
| 26 (56') 31 | |
| 27 (57') 31 | |
| 28 (58') 31 | |
| 28 (59') 32 | ATLASON A |
| 29 (59') 32 | |
| 30 (60') 32 | |
| 30 (60') 33 | ASGEIRSSON S |
| 31 (60') 33 | |

| Legend: | | | | | | | | | |
|---------|---------------|------|----------------------|----|---------------|-----|---------------|----|---------------|
| % | Efficiency | 2Min | 2 Minute Suspensions | 6m | 6-metre Shots | 7m | 7-metre Shots | 9m | 9-metre Shots |
| BT | Breakthroughs | EX | Exclusions | FB | Fast Breaks | G/S | Goals/Shots | RC | Red Cards |
| S/S | Saves/Shots | Wing | Wing Shots | YC | Yellow Cards | | | | |



MATCH TEAM STATISTICS

参赛队技术统计 / STATISTIQUES DU MATCH PAR ÉQUIPE

RUS 31 - 33 ISL

(16 - 19) (15 - 14)

Referees: (25) KRSTIC N / (26) LJUBIC P (SLO)

RUS - Russian Fed.

| No. | Name | Shots | | | | | | | | Offence | | Defence | | Penalties | | | | TP |
|---------------|------------------------|-------|-----|------|------|------|-----|-----|-----|---------|----|---------|----|-----------|------|----|----|-------|
| | | G/S | % | 6m | Wing | 9m | 7m | FB | BT | AS | TF | ST | BS | YC | 2Min | RC | EX | |
| 1 | GRAMS Oleg | | | | | | | | | | | | | | | | | 45:43 |
| 2 | FILIPPOV Vasily | 1/2 | 50 | | | 0/1 | | 1/1 | | 3 | 2 | 1 | | | | | | 23:40 |
| 6 | KRIVOSHLYKOV Denis | 1/1 | 100 | | | | | 1/1 | | 1 | | | | | 1 | | | 30:00 |
| 8 | EVDOKIMOV Egor | 2/3 | 67 | 2/3 | | | | | | 1 | 1 | | 2 | 1 | 1 | | | 31:29 |
| 10 | CHERNOIVANOV Alexander | 5/6 | 83 | 5/6 | | | | | | 4 | 2 | | 1 | 1 | | | | 34:14 |
| 15 | RASTVORTSEV Alexey | 4/6 | 67 | 0/1 | | 3/4 | | 1/1 | | | 3 | | 1 | | | | | 26:38 |
| 16 | KOSTYGOV Alexey | | | | | | | | | 1 | | | | | | | | 14:17 |
| 17 | KAMANIN Alexey | 2/3 | 67 | | | 1/2 | | 1/1 | | 2 | 3 | | 1 | | | | | 35:29 |
| 19 | ASLANYAN Samvel | 0/1 | 0 | | | 0/1 | | | | | 1 | | | | | | | 3:06 |
| 23 | KOKSHAROV Eduard | 4/5 | 80 | | 1/1 | | 2/2 | 0/1 | 1/1 | 1 | 3 | | | | 2 | | | 43:34 |
| 25 | KOVALEV Dmitry | 2/2 | 100 | | 1/1 | | | 1/1 | | 1 | 1 | | | | | | | 30:00 |
| 31 | DIBIROV Timur | 1/1 | 100 | | | | | 1/1 | | | | | | | 1 | | | 16:26 |
| 35 | IGROPULO Konstantin | 9/11 | 82 | | | 1/3 | 5/5 | 2/2 | 1/1 | 3 | 3 | | | | 1 | | | 48:35 |
| 77 | IVANOV Vitaly | 0/1 | 0 | 0/1 | | | | | | 2 | 1 | | | 1 | | | | 36:49 |
| | Bench/Team | | | | | | | | | | 1 | | | | | | | |
| Totals | | 31/42 | 74 | 7/11 | 2/2 | 5/11 | 7/7 | 8/9 | 2/2 | 19 | 21 | 1 | 5 | 3 | 6 | 0 | 0 | |

| No. | Name | Total Shots | | 6m Shots | | Wing Shots | | 9m Shots | | 7m Shots | | Fast Breaks | | Breakthroughs | |
|---------------|-----------------|-------------|----|----------|----|------------|----|----------|----|----------|---|-------------|---|---------------|---|
| | | S/S | % | S/S | % | S/S | % | S/S | % | S/S | % | S/S | % | S/S | % |
| 1 | GRAMS Oleg | 8/31 | 26 | 3/8 | 38 | 1/3 | 33 | 4/9 | 44 | 0/6 | 0 | 0/4 | 0 | 0/1 | 0 |
| 16 | KOSTYGOV Alexey | 1/11 | 9 | 0/5 | 0 | 0/1 | 0 | 1/3 | 33 | | | 0/1 | 0 | 0/1 | 0 |
| Totals | | 9/42 | 21 | 3/13 | 23 | 1/4 | 25 | 5/12 | 42 | 0/6 | 0 | 0/5 | 0 | 0/2 | 0 |

| Team Shots | Goals | Saves | Missed | Post | Blocked | Total | % |
|---------------|-------|-------|--------|------|---------|-------|-----|
| 6m Shots | 7 | 4 | 0 | 0 | 0 | 11 | 64 |
| Wing Shots | 2 | 0 | 0 | 0 | 0 | 2 | 100 |
| 9m Shots | 5 | 3 | 1 | 0 | 2 | 11 | 45 |
| 7m Shots | 7 | 0 | 0 | 0 | n/a | 7 | 100 |
| Fast Breaks | 8 | 1 | 0 | 0 | 0 | 9 | 89 |
| Breakthroughs | 2 | 0 | 0 | 0 | 0 | 2 | 100 |
| Totals | 31 | 8 | 1 | 0 | 2 | 42 | 74 |

Number of Attacks: 59, Scoring Efficiency: 53%



OSC GYMNASIUM
 奥体中心体育馆
 GYMNASE DU CSO

SUN 星期日 DIM
 10 AUG 2008
 10:45

HANDBALL
 手球 / HANDBALL

MEN
 男子项目 / HOMMES

PRELIMINARY GROUP B - MATCH 2
 预赛B组 - 第2场 / PRÉLIMINAIRE GROUPE B - MATCH 2



MATCH TEAM STATISTICS
 参赛队技术统计 / STATISTIQUES DU MATCH PAR ÉQUIPE

RUS 31 - 33 ISL
 (16 - 19) (15 - 14)

Referees: (25) KRSTIC N / (26) LJUBIC P (SLO)

RUS - Russian Fed.

Shots Distribution

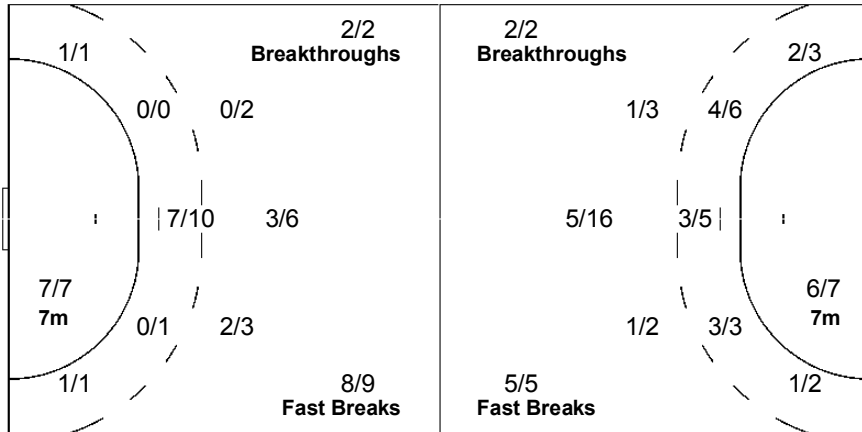
| Players | | | |
|-------------------------|-----|-----|-----|
| Goals / Shots | | | |
| 2 FILIPPOV V | | | |
| | | | 0/1 |
| 0/1 | | | |
| | 1/1 | | |
| 6 KRIVOSHLYKOV D | | | |
| | | | |
| 1/1 | | | |
| 8 EVDOKIMOV E | | | |
| | | | 0/1 |
| 1/1 | | | 1/1 |
| 10 CHERNOIVANOV A | | | |
| | | | 0/1 |
| 1/1 | | | |
| 2/2 | 1/1 | 1/1 | |
| 15 RASTVORTSEV A | | | |
| | | | |
| 1/1 | | | |
| 1/2 | | 2/3 | |
| 17 KAMANIN A | | | |
| | | | |
| 1/1 | | | 1/1 |
| 19 ASLANYAN S | | | |
| | | | |
| | | | 0/1 |
| 1-Blocked | | | |
| 23 KOKSHAROV E | | | |
| | | | |
| | | | 1/1 |
| 1/2 | | 2/2 | |
| 25 KOVALEV D | | | |
| | | | |
| | | | |
| 1/1 | | 1/1 | |
| 31 DIBIROV T | | | |
| | | | |
| 1/1 | | | |
| 35 IGROPULO K | | | |
| | | | |
| | 1/1 | 1/1 | |
| 2/2 | | | |
| 77 IVANOV V | | | |
| | | | |
| | | | 0/1 |
| 1/1 | 2/2 | 2/2 | |
| 1-Missed 1-Blocked | | | |

Team

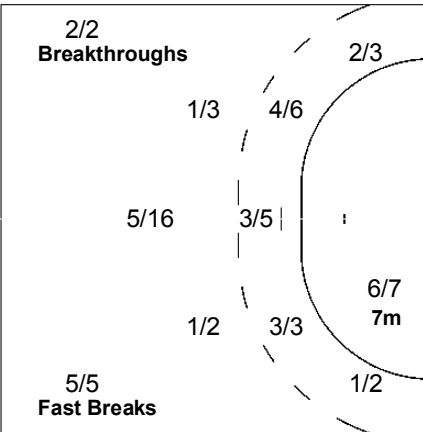
Goals / Shots

| | | |
|-------------------------|-----|-------|
| 0/1 | 1/1 | 1/2 |
| 4/5 | | 1/2 |
| 9/11 | 5/5 | 10/12 |
| 1-Missed 2-Blocked | | |

Offence



Defence



Goalkeepers

Saves / Shots

| | | |
|------|-----|-----|
| 0/6 | 0/2 | 0/7 |
| 3/5 | 1/1 | 2/2 |
| 1/10 | 1/3 | 1/6 |

1 GRAMS O

| | | |
|-----|-----|-----|
| 0/4 | | 0/6 |
| 3/4 | 1/1 | 1/1 |
| 1/7 | 1/2 | 1/6 |

16 KOSTYGOV A

| | | |
|-----|-----|-----|
| 0/2 | 0/2 | 0/1 |
| 0/1 | | 1/1 |
| 0/3 | 0/1 | |



MATCH TEAM STATISTICS

参赛队技术统计 / STATISTIQUES DU MATCH PAR ÉQUIPE

RUS 31 - 33 ISL

(16 - 19) (15 - 14)

Referees: (25) KRSTIC N / (26) LJUBIC P (SLO)

ISL - Iceland

| No. | Name | Shots | | | | | | | | Offence | | Defence | | Penalties | | | TP | |
|---------------|--------------------------|-------|-----|-------|------|------|-----|-----|-----|---------|----|---------|----|-----------|------|----|----|-------|
| | | G/S | % | 6m | Wing | 9m | 7m | FB | BT | AS | TF | ST | BS | YC | 2Min | RC | | EX |
| 1 | GUSTAVSSON Bjorgvin Pall | | | | | | | | | | | | | | | | | 47:38 |
| 3 | GEIRSSON Logi | 0/2 | 0 | | | 0/2 | | | | | | | | | | | | 18:52 |
| 5 | SIGURDSSON Sigfus | | | | | | | | | | | | | 1 | 1 | | | 13:21 |
| 6 | HALLGRIMSSON Asgeir Orn | 1/1 | 100 | | | | | 1/1 | | | | | | | | | | 26:28 |
| 7 | ATLASON Amor | 6/13 | 46 | 2/4 | | 1/6 | | 2/2 | 1/1 | 5 | 1 | 1 | | | | | | 56:12 |
| 9 | SIGURDSSON Gudjon Valur | | | | | | | | | | | | | | | | | |
| 10 | GUDJONSSON Snorri Steinn | 12/12 | 100 | 3/3 | | 3/3 | 6/6 | | | 1 | 2 | | | | | | | 32:49 |
| 11 | STEFANSSON Olafur | 3/8 | 38 | 1/1 | | 2/6 | 0/1 | | | 3 | 1 | | | 1 | | | | 42:56 |
| 14 | ASGEIRSSON Sturla | 3/4 | 75 | 1/1 | 2/3 | | | | | 1 | | 1 | | | | | | 44:56 |
| 15 | PETERSSON Alexander | 6/10 | 60 | 1/1 | 1/2 | 1/4 | | 2/2 | 1/1 | 1 | 1 | 1 | | | 1 | | | 56:08 |
| 16 | GUDMUNDSSON Hreidar Levy | | | | | | | | | | | | | | | | | 12:22 |
| 17 | JAKOBSSON Sverre Andreas | | | | | | | | | | | 2 | 1 | 1 | | | | 24:40 |
| 18 | GUNNARSSON Robert | 2/4 | 50 | 2/4 | | | | | | 3 | 2 | | | | | | | 33:56 |
| 19 | INGIMUNDARSON Ingimundur | | | | | | | | | 1 | | | | | | | | 9:42 |
| | Bench/Team | | | | | | | | | | 1 | | | | | | | |
| Totals | | 33/54 | 61 | 10/14 | 3/5 | 7/21 | 6/7 | 5/5 | 2/2 | 15 | 8 | 3 | 2 | 3 | 3 | 0 | 0 | |

| No. | Name | Total Shots | | 6m Shots | | Wing Shots | | 9m Shots | | 7m Shots | | Fast Breaks | | Breakthroughs | |
|---------------|--------------------------|-------------|----|----------|----|------------|---|----------|----|----------|---|-------------|----|---------------|---|
| | | S/S | % | S/S | % | S/S | % | S/S | % | S/S | % | S/S | % | S/S | % |
| 1 | GUSTAVSSON Bjorgvin Pall | 8/31 | 26 | 4/10 | 40 | 0/2 | 0 | 3/6 | 50 | 0/5 | 0 | 1/7 | 14 | 0/1 | 0 |
| 16 | GUDMUNDSSON Hreidar Levy | 0/8 | 0 | 0/1 | 0 | | | 0/2 | 0 | 0/2 | 0 | 0/2 | 0 | 0/1 | 0 |
| Totals | | 8/39 | 21 | 4/11 | 36 | 0/2 | 0 | 3/8 | 38 | 0/7 | 0 | 1/9 | 11 | 0/2 | 0 |

| Team Shots | Goals | Saves | Missed | Post | Blocked | Total | % |
|---------------|-------|-------|--------|------|---------|-------|-----|
| 6m Shots | 10 | 3 | 1 | 0 | 0 | 14 | 71 |
| Wing Shots | 3 | 1 | 1 | 0 | 0 | 5 | 60 |
| 9m Shots | 7 | 5 | 3 | 1 | 5 | 21 | 33 |
| 7m Shots | 6 | 0 | 0 | 1 | n/a | 7 | 86 |
| Fast Breaks | 5 | 0 | 0 | 0 | 0 | 5 | 100 |
| Breakthroughs | 2 | 0 | 0 | 0 | 0 | 2 | 100 |
| Totals | 33 | 9 | 5 | 2 | 5 | 54 | 61 |

Number of Attacks: 59, Scoring Efficiency: 56%



OSC GYMNASIUM
 奥体中心体育馆
 GYMNASE DU CSO

SUN 星期日 DIM
 10 AUG 2008
 10:45

HANDBALL
 手球 / HANDBALL

MEN
 男子项目 / HOMMES

PRELIMINARY GROUP B - MATCH 2
 预赛B组 - 第2场 / PRÉLIMINAIRE GROUPE B - MATCH 2



MATCH TEAM STATISTICS
 参赛队技术统计 / STATISTIQUES DU MATCH PAR ÉQUIPE

RUS 31 - 33 ISL
 (16 - 19) (15 - 14)

Referees: (25) KRSTIC N / (26) LJUBIC P (SLO)

ISL - Iceland

Shots Distribution

| Players | | | Goals / Shots | | | | | | | | |
|-----------------|----------------|-------------------|-----------------|--------------------|------------------|-----------------|-----|-----|----------|--------|-----------|
| 3 GEIRSSON L | 5 SIGURDSSON S | 6 HALLGRIMSSON AO | 7 ATLASON A | 9 SIGURDSSON GV | 10 GUDJONSSON SS | 11 STEFANSSON O | | | | | |
| | | 1/1 | | | 3/3 | 2/2 | | 1/1 | 1/1 | | |
| | | | 1/4 | | | | | | | | |
| | | | 3/3 | 1/2 | | 4/4 | 1/1 | 2/2 | 0/1 | 1/1 | |
| 1-Missed | 1-Post | | 1-Missed | 2-Blocked | | | | | 1-Missed | 1-Post | 2-Blocked |
| 14 ASGEIRSSON S | 15 PETERSSON A | 17 JAKOBSSON SA | 18 GUNNARSSON R | 19 INGIMUNDARSON I | | | | | | | |
| | 1/1 | | 1/1 | | | | | | | | |
| | | | | | | | | | | | |
| 1/1 | | 1/1 | | | | | | | | | |
| 1-Missed | | 1-Missed | | 1-Blocked | | | | | | | |

| Team | Offence | Defence | Goalkeepers | | | | | | | | | | | | | | |
|---|---------|-----------|---------------|-----|------|-------------------|-----|-----|-----|--|-----|-----|-----|--|-----|-----|-----|
| Goals / Shots | | | Saves / Shots | | | | | | | | | | | | | | |
| 6/6 | 2/2 | 7/7 | 1/1 | 0/1 | 1/2 | | | | | | | | | | | | |
| 2/5 | 0/1 | 0/2 | 1/5 | | 1/2 | | | | | | | | | | | | |
| 9/10 | 2/3 | 5/6 | 2/11 | 0/5 | 2/12 | | | | | | | | | | | | |
| 5-Missed | 2-Post | 5-Blocked | | | | | | | | | | | | | | | |
| | | | | | | | | | | | | | | | | | |
| <table border="1"> <tr> <td>1 GUSTAVSSON BP</td> <td>1/1</td> <td>0/1</td> <td>1/2</td> </tr> <tr> <td></td> <td>1/5</td> <td></td> <td>1/1</td> </tr> <tr> <td></td> <td>2/9</td> <td>0/4</td> <td>2/8</td> </tr> </table> | | | | | | 1 GUSTAVSSON BP | 1/1 | 0/1 | 1/2 | | 1/5 | | 1/1 | | 2/9 | 0/4 | 2/8 |
| 1 GUSTAVSSON BP | 1/1 | 0/1 | 1/2 | | | | | | | | | | | | | | |
| | 1/5 | | 1/1 | | | | | | | | | | | | | | |
| | 2/9 | 0/4 | 2/8 | | | | | | | | | | | | | | |
| <table border="1"> <tr> <td>16 GUDMUNDSSON HL</td> <td></td> <td></td> <td>0/1</td> </tr> <tr> <td></td> <td>0/2</td> <td>0/1</td> <td>0/4</td> </tr> </table> | | | | | | 16 GUDMUNDSSON HL | | | 0/1 | | 0/2 | 0/1 | 0/4 | | | | |
| 16 GUDMUNDSSON HL | | | 0/1 | | | | | | | | | | | | | | |
| | 0/2 | 0/1 | 0/4 | | | | | | | | | | | | | | |

| Legend: | | | | | | | | | |
|---------|------------------|------|----------------------|------|---------------|-----|---------------|----|---------------|
| % | Efficiency | 2Min | 2 Minute Suspensions | 6m | 6-metre Shots | 7m | 7-metre Shots | 9m | 9-metre Shots |
| AS | Assists | BS | Blocked Shots | BT | Breakthroughs | EX | Exclusions | FB | Fast Breaks |
| G/S | Goals/Shots | n/a | not applicable | RC | Red Cards | S/S | Saves/Shots | ST | Steals |
| TF | Technical Faults | TP | Time Played | Wing | Wing Shots | YC | Yellow Cards | | |



RESULTS
比赛成绩 / RÉSULTATS
GER 27 - 23 KOR
(10 - 13) (17 - 10)

Referees: (27) CANBRO R / (28) CLAESSION M (SWE)

GER - Germany

| Players | | Shots | | | | | | | | Penalties | | | |
|---------|---------------------|-------|-----|------|------|------|-----|-----|-----|-----------|------|----|----|
| No. | Name | G/S | % | 6m | Wing | 9m | 7m | FB | BT | YC | 2Min | RC | EX |
| 1 | FRITZ Henning | | | | | | | | | | | | |
| 2 | HENS Pascal | 4/7 | 57 | 1/1 | | 3/5 | | | 0/1 | | | | |
| 4 | ROGGISCH Oliver | 0/1 | 0 | 0/1 | | | | | | 1 | 2 | | |
| 5 | KLEIN Dominik | 2/2 | 100 | | | | | 1/1 | 1/1 | | | | |
| 8 | SCHWARZER Christian | 3/5 | 60 | 3/5 | | | | | | 1 | | | |
| 10 | KOHRMANN Oliver | | | | | | | | | | | | |
| 11 | GLANDORF Holger | 4/5 | 80 | 2/2 | | 1/1 | | 1/1 | 0/1 | | | | |
| 12 | BITTER Johannes | | | | | | | | | | | | |
| 14 | ZEITZ Christian | 0/2 | 0 | | | 0/2 | | | | 1 | 1 | | |
| 15 | JANSEN Torsten | 3/6 | 50 | 1/1 | 0/1 | | 2/2 | 0/1 | 0/1 | | | | |
| 17 | KLIMOVETS Andrei | | | | | | | | | | | | |
| 18 | KRAUS Michael | 7/12 | 58 | 1/2 | 1/1 | 3/6 | | 0/1 | 2/2 | | | | |
| 19 | KEHRMANN Florian | 4/6 | 67 | 1/1 | 1/2 | | | 2/3 | | | | | |
| 24 | HAASS Michael | | | | | | | | | | | | |
| | Bench/Team | | | | | | | | | | | | |
| Totals | | 27/46 | 59 | 9/13 | 2/4 | 7/14 | 2/2 | 4/7 | 3/6 | 3 | 3 | 0 | 0 |

| Goalkeepers | | Saves | | | | | | | |
|-------------|-----------------|-------|----|-----|------|------|-----|-----|-----|
| No. | Name | S/S | % | 6m | Wing | 9m | 7m | FB | BT |
| 1 | FRITZ Henning | 1/10 | 10 | | | 0/6 | 0/2 | 0/1 | 1/1 |
| 12 | BITTER Johannes | 15/29 | 52 | 1/3 | 2/3 | 6/12 | 2/5 | 3/4 | 1/2 |
| Totals | | 16/39 | 41 | 1/3 | 2/3 | 6/18 | 2/7 | 3/5 | 2/3 |

KOR - Korea

| Players | | Shots | | | | | | | | Penalties | | | |
|---------|----------------|-------|-----|-----|------|-------|-----|-----|-----|-----------|------|----|----|
| No. | Name | G/S | % | 6m | Wing | 9m | 7m | FB | BT | YC | 2Min | RC | EX |
| 1 | HAN Kyungtai | | | | | | | | | | | | |
| 2 | JEONG Yikyong | 4/7 | 57 | 0/1 | | 4/6 | | | | 1 | | | |
| 6 | KIM Teawan | 1/2 | 50 | | | 1/2 | | | | | 2 | | |
| 7 | JUNG Suyoung | 2/5 | 40 | 0/1 | 1/2 | 1/2 | | | | | | | |
| 8 | PARK Junggeu | 1/1 | 100 | 1/1 | | | | | | | 1 | | |
| 10 | PARK Chanyong | | | | | | | | | | | | |
| 13 | YOON Kyungshin | 2/8 | 25 | | | 1/6 | 0/1 | | 1/1 | | | | |
| 14 | CHO Chihyo | 7/10 | 70 | 1/1 | 0/1 | 1/2 | 5/6 | | | | | | |
| 15 | LEE Teayoung | 1/2 | 50 | | | | | 1/2 | | | | | |
| 16 | KANG Ilkoo | | | | | | | | | | | | |
| 17 | LEE Jaewoo | 1/4 | 25 | | | 1/2 | | 0/2 | | | | | |
| 18 | PAEK Wonchul | 1/5 | 20 | | | 1/4 | | | 0/1 | 1 | | | |
| 20 | KO Kyungsoo | | | | | | | | | | | | |
| 23 | YOON Kyungmin | 3/5 | 60 | | | 2/3 | | 1/1 | 0/1 | 1 | | | |
| | Bench/Team | | | | | | | | | | | | |
| Totals | | 23/49 | 47 | 2/4 | 1/3 | 12/27 | 5/7 | 2/5 | 1/3 | 3 | 3 | 0 | 0 |

| Goalkeepers | | Saves | | | | | | | |
|-------------|--------------|-------|----|------|------|------|-----|-----|-----|
| No. | Name | S/S | % | 6m | Wing | 9m | 7m | FB | BT |
| 1 | HAN Kyungtai | 4/12 | 33 | 0/3 | | 1/3 | | 2/4 | 1/2 |
| 16 | KANG Ilkoo | 11/30 | 37 | 4/10 | 2/4 | 3/8 | 0/2 | 1/3 | 1/3 |
| Totals | | 15/42 | 36 | 4/13 | 2/4 | 4/11 | 0/2 | 3/7 | 2/5 |

RUNNING SCORE
GER - KOR

| 1st Half | |
|-------------|--------------------|
| | 0 (1') 1 KIM T |
| SCHWARZER C | 1 (2') 1 |
| | 1 (3') 2 YOON K |
| KRAUS M | 2 (4') 2 |
| KRAUS M | 3 (5') 2 |
| | 3 (6') 3 JEONG Y |
| GLANDORF H | 4 (7') 3 |
| JANSEN T | 5 (8') 3 |
| | 5 (10') 4 CHO C |
| JANSEN T | 6 (11') 4 |
| | 6 (12') 5 CHO C |
| | 6 (13') 6 YOON K |
| | 6 (15') 7 YOON K |
| GLANDORF H | 7 (15') 7 |
| | 7 (16') 8 LEE J |
| KRAUS M | 8 (16') 8 |
| KRAUS M | 9 (23') 8 |
| | 9 (24') 9 CHO C |
| KEHRMANN F | 10 (25') 9 |
| | 10 (27') 10 PAEK W |
| | 10 (27') 11 LEE T |
| | 10 (28') 12 CHO C |
| | 10 (29') 13 YOON K |

| 2nd Half | |
|-------------|---------------------|
| KLEIN D | 11 (31') 13 |
| SCHWARZER C | 12 (34') 13 |
| | 12 (35') 14 JEONG Y |
| | 12 (36') 15 PARK J |
| SCHWARZER C | 13 (36') 15 |
| GLANDORF H | 14 (37') 15 |
| | 14 (38') 16 JEONG Y |
| KRAUS M | 15 (39') 16 |
| | 15 (40') 17 JUNG S |
| KRAUS M | 16 (41') 17 |
| HENS P | 17 (42') 17 |
| | 17 (45') 18 CHO C |
| KLEIN D | 18 (47') 18 |
| | 18 (48') 19 YOON K |
| HENS P | 19 (48') 19 |
| JANSEN T | 20 (49') 19 |
| GLANDORF H | 21 (51') 19 |
| | 21 (51') 20 JUNG S |
| HENS P | 22 (52') 20 |
| KRAUS M | 23 (54') 20 |
| | 23 (54') 21 CHO C |
| HENS P | 24 (55') 21 |
| KEHRMANN F | 25 (55') 21 |
| KEHRMANN F | 26 (56') 21 |
| | 26 (56') 22 CHO C |
| KEHRMANN F | 27 (57') 22 |
| | 27 (60') 23 JEONG Y |

| | | | | | |
|-------------------------|------------------------|----------------------------------|-------------------------|-------------------------|-------------------------|
| Legend: | % Efficiency | 2Min 2 Minute Suspensions | 6m 6-metre Shots | 7m 7-metre Shots | 9m 9-metre Shots |
| BT Breakthroughs | EX Exclusions | FB Fast Breaks | G/S Goals/Shots | RC Red Cards | |
| S/S Saves/Shots | Wing Wing Shots | YC Yellow Cards | | | |



MATCH TEAM STATISTICS

参赛队技术统计 / STATISTIQUES DU MATCH PAR ÉQUIPE

GER 27 - 23 KOR

(10 - 13) (17 - 10)

Referees: (27) CANBRO R / (28) CLAESSION M (SWE)

GER - Germany

| No. | Name | Shots | | | | | | | | Offence | | Defence | | Penalties | | | TP | |
|---------------|---------------------|-------|-----|------|------|------|-----|-----|-----|---------|----|---------|----|-----------|------|----|----|-------|
| | | G/S | % | 6m | Wing | 9m | 7m | FB | BT | AS | TF | ST | BS | YC | 2Min | RC | | EX |
| 1 | FRITZ Henning | | | | | | | | | | | | | | | | | 16:14 |
| 2 | HENS Pascal | 4/7 | 57 | 1/1 | | 3/5 | | | | | 2 | | | | | | | 38:17 |
| 4 | ROGGISCH Oliver | 0/1 | 0 | 0/1 | | | | | | | | 1 | 2 | 1 | 2 | | | 32:56 |
| 5 | KLEIN Dominik | 2/2 | 100 | | | | | 1/1 | 1/1 | | | 1 | | | | | | 13:54 |
| 8 | SCHWARZER Christian | 3/5 | 60 | 3/5 | | | | | | 1 | 2 | | | 1 | | | | 35:04 |
| 10 | KOHRMANN Oliver | | | | | | | | | | | | 1 | | | | | 4:50 |
| 11 | GLANDORF Holger | 4/5 | 80 | 2/2 | | 1/1 | | 1/1 | 0/1 | 3 | 3 | | 2 | | | | | 50:42 |
| 12 | BITTER Johannes | | | | | | | | | | | | | | | | | 43:46 |
| 14 | ZEITZ Christian | 0/2 | 0 | | | 0/2 | | | | | 2 | | | 1 | 1 | | | 11:12 |
| 15 | JANSEN Torsten | 3/6 | 50 | 1/1 | 0/1 | | 2/2 | 0/1 | 0/1 | 2 | | 1 | | | | | | 46:41 |
| 17 | KLIMOVETS Andrei | | | | | | | | | | 1 | | | | | | | 22:37 |
| 18 | KRAUS Michael | 7/12 | 58 | 1/2 | 1/1 | 3/6 | | 0/1 | 2/2 | 4 | 2 | 1 | | | | | | 43:47 |
| 19 | KEHRMANN Florian | 4/6 | 67 | 1/1 | 1/2 | | | 2/3 | | 2 | 3 | | | | | | | 60:00 |
| 24 | HAASS Michael | | | | | | | | | | | | | | | | | |
| | Bench/Team | | | | | | | | | | | | | | | | | |
| Totals | | 27/46 | 59 | 9/13 | 2/4 | 7/14 | 2/2 | 4/7 | 3/6 | 12 | 15 | 4 | 5 | 3 | 3 | 0 | 0 | |

| No. | Name | Total Shots | | 6m Shots | | Wing Shots | | 9m Shots | | 7m Shots | | Fast Breaks | | Breakthroughs | |
|---------------|-----------------|-------------|----|----------|----|------------|----|----------|----|----------|----|-------------|----|---------------|-----|
| | | S/S | % | S/S | % | S/S | % | S/S | % | S/S | % | S/S | % | S/S | % |
| 1 | FRITZ Henning | 1/10 | 10 | | | | | 0/6 | 0 | 0/2 | 0 | 0/1 | 0 | 1/1 | 100 |
| 12 | BITTER Johannes | 15/29 | 52 | 1/3 | 33 | 2/3 | 67 | 6/12 | 50 | 2/5 | 40 | 3/4 | 75 | 1/2 | 50 |
| Totals | | 16/39 | 41 | 1/3 | 33 | 2/3 | 67 | 6/18 | 33 | 2/7 | 29 | 3/5 | 60 | 2/3 | 67 |

| Team Shots | Goals | Saves | Missed | Post | Blocked | Total | % |
|---------------|-------|-------|--------|------|---------|-------|-----|
| 6m Shots | 9 | 4 | 0 | 0 | 0 | 13 | 69 |
| Wing Shots | 2 | 2 | 0 | 0 | 0 | 4 | 50 |
| 9m Shots | 7 | 4 | 0 | 1 | 2 | 14 | 50 |
| 7m Shots | 2 | 0 | 0 | 0 | n/a | 2 | 100 |
| Fast Breaks | 4 | 3 | 0 | 0 | 0 | 7 | 57 |
| Breakthroughs | 3 | 2 | 0 | 1 | 0 | 6 | 50 |
| Totals | 27 | 15 | 0 | 2 | 2 | 46 | 59 |

Number of Attacks: 54, Scoring Efficiency: 50%



OSC GYMNASIUM
奥体中心体育馆
GYMNASE DU CSO

SUN 星期日 DIM
10 AUG 2008
15:45

HANDBALL
手球 / HANDBALL

MEN
男子项目 / HOMMES

PRELIMINARY GROUP B - MATCH 4
预赛B组 - 第4场 / PRÉLIMINAIRE GROUPE B - MATCH 4



MATCH TEAM STATISTICS

参赛队技术统计 / STATISTIQUES DU MATCH PAR ÉQUIPE

GER 27 - 23 KOR
(10 - 13) (17 - 10)

Referees: (27) CANBRO R / (28) CLAESSION M (SWE)

GER - Germany

Shots Distribution

| Players | | | Goals / Shots | | | |
|-------------|----------------|------------|---------------|---------------|---------------|------------|
| 2 HENS P | 4 ROGGISCH O | 5 KLEIN D | 8 SCHWARZER C | 10 KOHRMANN O | 11 GLANDORF H | 14 ZEITZ C |
| 1/1 | | | 0/1 | 1/1 | | 2/2 |
| 1/2 | | | | | | 1/1 |
| 2/2 | 0/1 | 1/1 | 1/1 | 0/1 | 1/1 | |
| 1-Post | 1-Blocked | | | | | 1-Post |
| 15 JANSEN T | 17 KLIMOVETS A | 18 KRAUS M | 19 KEHRMANN F | 24 HAASS M | | |
| | | 1/2 | 0/2 | 2/2 | | |
| 1/1 | 0/1 | 3/5 | 0/1 | 2/2 | | |
| 1/1 | 1/2 | 0/1 | 1/1 | 1/1 | | |
| | | 1/2 | | | | |

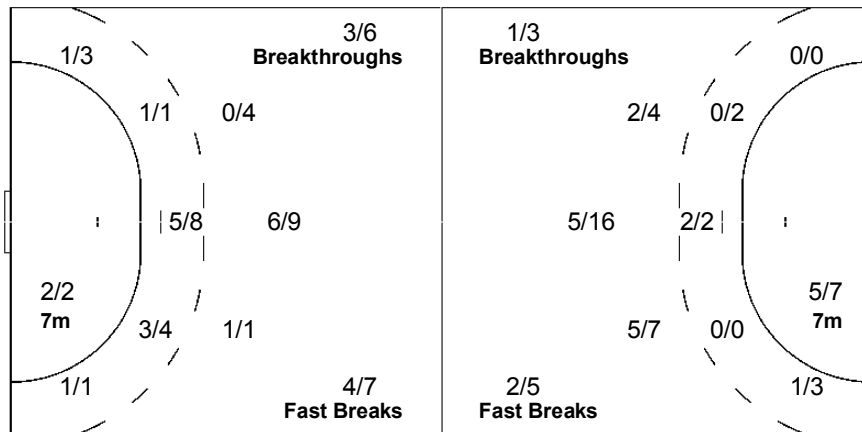
Team

Goals / Shots

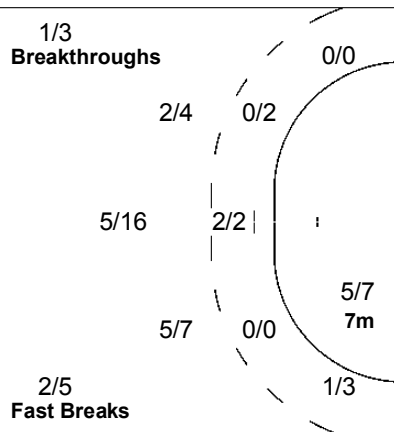
| | | |
|-----|-----|-----|
| 2/4 | 0/2 | 5/5 |
| 6/9 | 0/2 | 4/4 |
| 7/8 | 1/5 | 2/3 |

2-Post 2-Blocked

Offence



Defence



Goalkeepers

Saves / Shots

| | | |
|------|-----|-----|
| 1/2 | 2/3 | 1/2 |
| 2/5 | 2/2 | 4/5 |
| 1/11 | 3/5 | 0/4 |

1 FRITZ H

| | | |
|-----|--|-----|
| | | 0/1 |
| 0/1 | | 1/1 |
| 0/5 | | 0/2 |

12 BITTER J

| | | |
|-----|-----|-----|
| 1/2 | 2/3 | 1/1 |
| 2/4 | 2/2 | 3/4 |
| 1/6 | 3/5 | 0/2 |



MATCH TEAM STATISTICS

参赛队技术统计 / STATISTIQUES DU MATCH PAR ÉQUIPE

GER 27 - 23 KOR

(10 - 13) (17 - 10)

Referees: (27) CANBRO R / (28) CLAEISSON M (SWE)

KOR - Korea

| No. | Name | Shots | | | | | | | | Offence | | Defence | | Penalties | | | TP | |
|---------------|----------------|-------|-----|-----|------|-------|-----|-----|-----|---------|----|---------|----|-----------|------|----|----|-------|
| | | G/S | % | 6m | Wing | 9m | 7m | FB | BT | AS | TF | ST | BS | YC | 2Min | RC | | EX |
| 1 | HAN Kyungtai | | | | | | | | | | | | | | | | | 12:57 |
| 2 | JEONG Yikyeong | 4/7 | 57 | 0/1 | | 4/6 | | | | 2 | 2 | 1 | | 1 | | | | 54:38 |
| 6 | KIM Teawan | 1/2 | 50 | | | 1/2 | | | | 1 | 2 | | | | 2 | | | 40:26 |
| 7 | JUNG Suyoung | 2/5 | 40 | 0/1 | 1/2 | 1/2 | | | | 1 | 3 | 2 | | | | | | 48:09 |
| 8 | PARK Junggeu | 1/1 | 100 | 1/1 | | | | | | 1 | 1 | 1 | | | 1 | | | 45:12 |
| 10 | PARK Chanyong | | | | | | | | | | | | | | | | | 7:30 |
| 13 | YOON Kyungshin | 2/8 | 25 | | | 1/6 | 0/1 | | 1/1 | 1 | 2 | | 2 | | | | | 30:52 |
| 14 | CHO Chihyo | 7/10 | 70 | 1/1 | 0/1 | 1/2 | 5/6 | | | | | | | | | | | 23:43 |
| 15 | LEE Teayoung | 1/2 | 50 | | | | | 1/2 | | | | 1 | | | | | | 20:43 |
| 16 | KANG Ilkoo | | | | | | | | | | | | | | | | | 47:03 |
| 17 | LEE Jaewoo | 1/4 | 25 | | | 1/2 | | 0/2 | | | 3 | | | | | | | 52:44 |
| 18 | PAEK Wonchul | 1/5 | 20 | | | 1/4 | | | 0/1 | 1 | | | | 1 | | | | 24:53 |
| 20 | KO Kyungsoo | | | | | | | | | | | | | | | | | |
| 23 | YOON Kyungmin | 3/5 | 60 | | | 2/3 | | 1/1 | 0/1 | | | | | 1 | | | | 11:10 |
| | Bench/Team | | | | | | | | | | | | | | | | | |
| Totals | | 23/49 | 47 | 2/4 | 1/3 | 12/27 | 5/7 | 2/5 | 1/3 | 7 | 13 | 5 | 2 | 3 | 3 | 0 | 0 | |

| No. | Name | Total Shots | | 6m Shots | | Wing Shots | | 9m Shots | | 7m Shots | | Fast Breaks | | Breakthroughs | |
|---------------|--------------|-------------|----|----------|----|------------|----|----------|----|----------|---|-------------|----|---------------|----|
| | | S/S | % | S/S | % | S/S | % | S/S | % | S/S | % | S/S | % | S/S | % |
| 1 | HAN Kyungtai | 4/12 | 33 | 0/3 | 0 | | | 1/3 | 33 | | | 2/4 | 50 | 1/2 | 50 |
| 16 | KANG Ilkoo | 11/30 | 37 | 4/10 | 40 | 2/4 | 50 | 3/8 | 38 | 0/2 | 0 | 1/3 | 33 | 1/3 | 33 |
| Totals | | 15/42 | 36 | 4/13 | 31 | 2/4 | 50 | 4/11 | 36 | 0/2 | 0 | 3/7 | 43 | 2/5 | 40 |

| Team Shots | Goals | Saves | Missed | Post | Blocked | Total | % |
|---------------|-------|-------|--------|------|---------|-------|----|
| 6m Shots | 2 | 1 | 0 | 0 | 1 | 4 | 50 |
| Wing Shots | 1 | 2 | 0 | 0 | 0 | 3 | 33 |
| 9m Shots | 12 | 6 | 4 | 1 | 4 | 27 | 44 |
| 7m Shots | 5 | 2 | 0 | 0 | n/a | 7 | 71 |
| Fast Breaks | 2 | 3 | 0 | 0 | 0 | 5 | 40 |
| Breakthroughs | 1 | 2 | 0 | 0 | 0 | 3 | 33 |
| Totals | 23 | 16 | 4 | 1 | 5 | 49 | 47 |

Number of Attacks: 55, Scoring Efficiency: 42%



OSC GYMNASIUM
 奥体中心体育馆
 GYMNASE DU CSO

SUN 星期日 DIM
 10 AUG 2008
 15:45

HANDBALL
 手球 / HANDBALL

MEN
 男子项目 / HOMMES

PRELIMINARY GROUP B - MATCH 4
 预赛B组 - 第4场 / PRÉLIMINAIRE GROUPE B - MATCH 4



MATCH TEAM STATISTICS

参赛队技术统计 / STATISTIQUES DU MATCH PAR ÉQUIPE

GER 27 - 23 KOR
 (10 - 13) (17 - 10)

Referees: (27) CANBRO R / (28) CLAESSON M (SWE)

KOR - Korea

Shots Distribution

| Players | | | Goals / Shots | | | | | | | | | | | | | | | | | |
|------------------|-----------|-----|-----------------|-----|-----|------------------|-----|-----|-----------------|--|-----|------------------|--|-----------|------------------|-----|-----|-----------------|-----|-----|
| 2 JEONG Y | | | 6 KIM T | | | 7 JUNG S | | | 8 PARK J | | | 10 PARK C | | | 13 YOON K | | | 14 CHO C | | |
| 1/1 | 0/1 | 1/1 | | | | 0/1 | 1/1 | 0/1 | | | | | | | 1/1 | 0/1 | 0/1 | 1/2 | 0/1 | 1/1 |
| 2/2 | | | | | 1/1 | | 1/1 | | | | 1/1 | | | | | | 1/1 | 3/3 | 1/1 | 1/1 |
| 1-Missed | 1-Blocked | | 1-Post | | | 1-Blocked | | | | | | 1-Missed | | 3-Blocked | | | | | | |
| 15 LEE T | | | 17 LEE J | | | 18 PAEK W | | | 20 KO K | | | 23 YOON K | | | | | | | | |
| | | 0/1 | 0/1 | 0/1 | | | | | | | | 1/1 | | 0/1 | | | | | | |
| 1/1 | | | 1/1 | 0/1 | | 1/2 | 0/2 | | | | | 2/2 | | | | | | | | |
| | | | | | | 1-Missed | | | | | | 1-Missed | | | | | | | | |

| Team | Offence | Defence | Goalkeepers | | | | | | | | | | | | | | | | | | |
|---|---------|---------|---|-----|-----|-----|-------|-----|-----|-----|-----|---|-----|-----|-----|-----|-----|-----|-----|-----|-----|
| Goals / Shots | | | Saves / Shots | | | | | | | | | | | | | | | | | | |
| <table border="1"> <tr><td>1/2</td><td>1/3</td><td>1/2</td></tr> <tr><td>3/5</td><td>0/2</td><td>1/5</td></tr> <tr><td>10/11</td><td>2/5</td><td>4/4</td></tr> </table> | 1/2 | 1/3 | 1/2 | 3/5 | 0/2 | 1/5 | 10/11 | 2/5 | 4/4 | | | <table border="1"> <tr><td>2/4</td><td>2/2</td><td>0/5</td></tr> <tr><td>3/9</td><td>2/2</td><td>0/4</td></tr> <tr><td>1/8</td><td>4/5</td><td>1/3</td></tr> </table> | 2/4 | 2/2 | 0/5 | 3/9 | 2/2 | 0/4 | 1/8 | 4/5 | 1/3 |
| 1/2 | 1/3 | 1/2 | | | | | | | | | | | | | | | | | | | |
| 3/5 | 0/2 | 1/5 | | | | | | | | | | | | | | | | | | | |
| 10/11 | 2/5 | 4/4 | | | | | | | | | | | | | | | | | | | |
| 2/4 | 2/2 | 0/5 | | | | | | | | | | | | | | | | | | | |
| 3/9 | 2/2 | 0/4 | | | | | | | | | | | | | | | | | | | |
| 1/8 | 4/5 | 1/3 | | | | | | | | | | | | | | | | | | | |
| 4-Missed 1-Post 5-Blocked | | | 1 HAN K | | | | | | | | | | | | | | | | | | |
| | | | <table border="1"> <tr><td>1/1</td><td></td><td>0/1</td></tr> <tr><td>1/3</td><td>1/1</td><td>0/2</td></tr> <tr><td>0/2</td><td>1/1</td><td>0/1</td></tr> </table> | 1/1 | | 0/1 | 1/3 | 1/1 | 0/2 | 0/2 | 1/1 | 0/1 | | | | | | | | | |
| 1/1 | | 0/1 | | | | | | | | | | | | | | | | | | | |
| 1/3 | 1/1 | 0/2 | | | | | | | | | | | | | | | | | | | |
| 0/2 | 1/1 | 0/1 | | | | | | | | | | | | | | | | | | | |
| | | | 16 KANG I | | | | | | | | | | | | | | | | | | |
| | | | <table border="1"> <tr><td>1/3</td><td>2/2</td><td>0/4</td></tr> <tr><td>2/6</td><td>1/1</td><td>0/2</td></tr> <tr><td>1/6</td><td>3/4</td><td>1/2</td></tr> </table> | 1/3 | 2/2 | 0/4 | 2/6 | 1/1 | 0/2 | 1/6 | 3/4 | 1/2 | | | | | | | | | |
| 1/3 | 2/2 | 0/4 | | | | | | | | | | | | | | | | | | | |
| 2/6 | 1/1 | 0/2 | | | | | | | | | | | | | | | | | | | |
| 1/6 | 3/4 | 1/2 | | | | | | | | | | | | | | | | | | | |

| Legend: | | | | | | | |
|---------|------------------|------|----------------------|------|---------------|-----|---------------|
| % | Efficiency | 2Min | 2 Minute Suspensions | 6m | 6-metre Shots | 7m | 7-metre Shots |
| AS | Assists | BS | Blocked Shots | BT | Breakthroughs | EX | Exclusions |
| G/S | Goals/Shots | n/a | not applicable | RC | Red Cards | S/S | Saves/Shots |
| TF | Technical Faults | TP | Time Played | Wing | Wing Shots | YC | Yellow Cards |
| | | | | | | 9m | 9-metre Shots |
| | | | | | | FB | Fast Breaks |
| | | | | | | ST | Steals |



RESULTS
比赛成绩 / RÉSULTATS
DEN 23 - 23 EGY
(11 - 10) (12 - 13)

Referees: (11) BORD G / (12) BUY O (FRA)

RUNNING SCORE

DEN - EGY

DEN - Denmark

| Players | | Shots | | | | | | | | Penalties | | | |
|------------|---------------------------|-------|----|-----|------|------|-----|------|-----|-----------|------|----|----|
| No. | Name | G/S | % | 6m | Wing | 9m | 7m | FB | BT | YC | 2Min | RC | EX |
| 1 | HVIDT Kasper | | | | | | | | | | | | |
| 4 | BOESEN Lasse | 2/6 | 33 | | | 2/6 | | | | | | | |
| 6 | JOERGENSEN Lars Troels | 0/1 | 0 | | | | | 0/1 | | 1 | 1 | | |
| 7 | JENSEN Jesper | 4/7 | 57 | 2/2 | | 2/5 | | | | | | | |
| 9 | CHRISTIANSEN Lars Roslyng | 6/9 | 67 | 0/1 | 2/3 | | 1/2 | 3/3 | | | | | |
| 12 | HENRIKSEN Peter | | | | | | | | | | | | |
| 13 | SPELLERBERG Bo | 2/3 | 67 | | | 0/1 | 2/2 | | | | | | |
| 14 | KNUDSEN Michael V | | | | | | | | | | | | |
| 19 | NOEDDESBO Jesper | 0/1 | 0 | 0/1 | | | | | | | | | |
| 22 | SARUP Kasper Soendergaard | 0/3 | 0 | | | 0/3 | | | | | | | |
| 23 | BOLDSEN Joachim Rietveld | 3/5 | 60 | 1/1 | | 1/3 | | 1/1 | | | | | |
| 24 | LINDBERG Hans Ottar | 3/9 | 33 | 0/1 | 1/5 | 0/1 | | 2/2 | | | | | |
| 25 | BRUUN JOERGENSEN Klavs | 1/5 | 20 | | | 1/5 | | | | | | | |
| 26 | NIELSEN Kasper | 2/3 | 67 | | | | | 2/3 | | 1 | 3 | 1 | |
| Bench/Team | | | | | | | | | | 1 | | | |
| Totals | | 23/52 | 44 | 3/6 | 3/8 | 6/24 | 3/4 | 8/10 | 0/0 | 3 | 4 | 1 | 0 |

| Goalkeepers | | Saves | | | | | | | |
|-------------|-----------------|-------|----|-----|------|------|-----|-----|-----|
| No. | Name | S/S | % | 6m | Wing | 9m | 7m | FB | BT |
| 1 | HVIDT Kasper | 8/29 | 28 | 0/8 | 1/1 | 6/11 | 1/2 | 0/2 | 0/5 |
| 12 | HENRIKSEN Peter | 1/3 | 33 | | | 1/1 | 0/1 | 0/1 | |
| Totals | | 9/32 | 28 | 0/8 | 1/1 | 7/12 | 1/3 | 0/3 | 0/5 |

EGY - Egypt

| Players | | Shots | | | | | | | | Penalties | | | |
|------------|------------------------|-------|-----|-----|------|------|-----|-----|-----|-----------|------|----|----|
| No. | Name | G/S | % | 6m | Wing | 9m | 7m | FB | BT | YC | 2Min | RC | EX |
| 4 | MABROUK Hussein | | | | | | | | | | | | |
| 5 | HUSSEIN Moustafa | 1/2 | 50 | | | 0/1 | | 1/1 | | 1 | | | |
| 6 | EL AHMAR Ahmed | 8/11 | 73 | 1/1 | | 3/5 | 2/2 | 1/1 | 1/2 | | | | |
| 8 | RAMADAN Mohamed | 1/1 | 100 | 1/1 | | | | | | | 1 | | |
| 10 | ABDELRAZEK Abouelfetoh | | | | | | | | | | | | |
| 11 | HASSABALLAH Mahmoud | | | | | | | | | | | | |
| 12 | NAKIB Mohamed | | | | | | | | | | | | |
| 14 | MABROUK Hassan | | | | | | | | | 1 | | | |
| 15 | ABD ELSALAM Mohamed | 1/6 | 17 | 1/1 | 0/1 | 0/4 | | | | | 1 | | |
| 16 | ABDEL MAKSOUD Walid | | | | | | | | | | | | |
| 17 | MABROUK Belal | 0/1 | 0 | | 0/1 | | | | | | | | |
| 18 | EL FAKHARANY Hany | 3/3 | 100 | 3/3 | | | | | | 1 | 2 | | |
| 19 | YOUSRY Hassan | 4/6 | 67 | 1/1 | | 0/2 | | | 3/3 | | | | |
| 20 | ZAKY Hussein | 5/11 | 45 | 1/1 | | 2/7 | 0/1 | 1/1 | 1/1 | | | | |
| Bench/Team | | | | | | | | | | 1 | | | |
| Totals | | 23/41 | 56 | 8/8 | 0/2 | 5/19 | 2/3 | 3/3 | 5/6 | 4 | 4 | 0 | 0 |

| Goalkeepers | | Saves | | | | | | | |
|-------------|---------------------|-------|----|-----|------|------|-----|-----|-----|
| No. | Name | S/S | % | 6m | Wing | 9m | 7m | FB | BT |
| 12 | NAKIB Mohamed | 17/37 | 46 | 1/4 | 5/7 | 9/15 | 1/4 | 1/7 | |
| 16 | ABDEL MAKSOUD Walid | 0/3 | 0 | | 0/1 | | | 0/2 | |
| Totals | | 17/40 | 43 | 1/4 | 5/8 | 9/15 | 1/4 | 1/9 | 0/0 |

| | | 1st Half | |
|-----------------|----------------|-------------|----------|
| LINDBERG HO | | 1 (1') 0 | |
| BOLDSEN JR | | 2 (1') 0 | |
| CHRISTIANSEN LR | EL AHMAR A | 2 (2') 1 | |
| | | 3 (5') 2 | ZAKY H |
| | | 3 (8') 3 | ZAKY H |
| CHRISTIANSEN LR | | 4 (9') 3 | |
| BOLDSEN JR | | 5 (12') 3 | |
| | | 5 (12') 4 | YOUSRY H |
| CHRISTIANSEN LR | | 6 (17') 4 | |
| | EL FAKHARANY H | 6 (18') 5 | |
| | EL AHMAR A | 6 (19') 6 | |
| | YOUSRY H | 6 (21') 7 | |
| NIELSEN K | | 7 (23') 7 | |
| | EL FAKHARANY H | 7 (23') 8 | |
| NIELSEN K | | 8 (24') 8 | |
| BOESEN L | | 9 (25') 8 | |
| | YOUSRY H | 9 (26') 9 | |
| JENSEN J | | 10 (27') 9 | |
| | EL AHMAR A | 10 (30') 10 | |
| JENSEN J | | 11 (30') 10 | |

| | | 2nd Half | |
|--------------------|----------------|-------------|--|
| | YOUSRY H | 11 (31') 11 | |
| LINDBERG HO | | 12 (33') 11 | |
| SPELLERBERG B | | 13 (35') 11 | |
| | EL AHMAR A | 13 (36') 12 | |
| BOLDSEN JR | | 14 (37') 12 | |
| | RAMADAN M | 14 (37') 13 | |
| CHRISTIANSEN LR | | 15 (39') 13 | |
| | EL AHMAR A | 15 (42') 14 | |
| BRUUN JOERGENSEN K | | 16 (42') 14 | |
| BOESEN L | | 17 (45') 14 | |
| | EL AHMAR A | 17 (46') 15 | |
| JENSEN J | | 18 (47') 15 | |
| | EL FAKHARANY H | 18 (49') 16 | |
| JENSEN J | | 19 (50') 16 | |
| | ZAKY H | 19 (51') 17 | |
| | HUSSEIN M | 19 (52') 18 | |
| CHRISTIANSEN LR | | 20 (52') 18 | |
| | ZAKY H | 20 (55') 19 | |
| | ABD ELSALAM M | 20 (56') 20 | |
| | EL AHMAR A | 20 (57') 21 | |
| LINDBERG HO | | 21 (57') 21 | |
| | ZAKY H | 21 (58') 22 | |
| SPELLERBERG B | | 22 (58') 22 | |
| | EL AHMAR A | 22 (60') 23 | |
| CHRISTIANSEN LR | | 23 (60') 23 | |

| | | | | | | | | | |
|----------------|---------------|------|----------------------|----|---------------|-----|---------------|----|---------------|
| Legend: | | | | | | | | | |
| % | Efficiency | 2Min | 2 Minute Suspensions | 6m | 6-metre Shots | 7m | 7-metre Shots | 9m | 9-metre Shots |
| BT | Breakthroughs | EX | Exclusions | FB | Fast Breaks | G/S | Goals/Shots | RC | Red Cards |
| S/S | Saves/Shots | Wing | Wing Shots | YC | Yellow Cards | | | | |



MATCH TEAM STATISTICS

参赛队技术统计 / STATISTIQUES DU MATCH PAR ÉQUIPE

DEN 23 - 23 EGY

(11 - 10) (12 - 13)

Referees: (11) BORD G / (12) BUY O (FRA)

DEN - Denmark

| No. | Name | Shots | | | | | | | | Offence | | Defence | | Penalties | | | | TP |
|-----|---------------------------|-------|----|-----|------|------|-----|------|-----|---------|----|---------|----|-----------|------|----|----|-------|
| | | G/S | % | 6m | Wing | 9m | 7m | FB | BT | AS | TF | ST | BS | YC | 2Min | RC | EX | |
| 1 | HVIDT Kasper | | | | | | | | | | | | | | | | | 58:52 |
| 4 | BOESEN Lasse | 2/6 | 33 | | | 2/6 | | | | | | | | | | | | 13:56 |
| 6 | JOERGENSEN Lars Troels | 0/1 | 0 | | | | | 0/1 | | 3 | | 1 | 1 | 1 | | | | 31:41 |
| 7 | JENSEN Jesper | 4/7 | 57 | 2/2 | | 2/5 | | | | 1 | | 1 | | | | | | 27:40 |
| 9 | CHRISTIANSEN Lars Roslyng | 6/9 | 67 | 0/1 | 2/3 | | 1/2 | 3/3 | | | 1 | | | | | | | 50:03 |
| 12 | HENRIKSEN Peter | | | | | | | | | | | | | | | | | 1:08 |
| 13 | SPELLERBERG Bo | 2/3 | 67 | | | 0/1 | 2/2 | | | 1 | | | | | | | | 22:35 |
| 14 | KNUDSEN Michael V | | | | | | | | | | | | | | | | | |
| 19 | NOEDDESBO Jesper | 0/1 | 0 | 0/1 | | | | | | 1 | 2 | | 1 | | | | | 46:50 |
| 22 | SARUP Kasper Soendergaard | 0/3 | 0 | | | 0/3 | | | | 1 | 1 | | | | | | | 7:56 |
| 23 | BOLDSSEN Joachim Rietveld | 3/5 | 60 | 1/1 | | 1/3 | | 1/1 | | 1 | 2 | | | | | | | 50:52 |
| 24 | LINDBERG Hans Ottar | 3/9 | 33 | 0/1 | 1/5 | 0/1 | | 2/2 | | | | | | | | | | 59:56 |
| 25 | BRUUN JOERGENSEN Klavs | 1/5 | 20 | | | 1/5 | | | | 3 | | 1 | | | | | | 22:58 |
| 26 | NIELSEN Kasper | 2/3 | 67 | | | | | 2/3 | | | | 1 | | 1 | 3 | 1 | | 25:33 |
| | Bench/Team | | | | | | | | | | 1 | | | 1 | | | | |
| | Totals | 23/52 | 44 | 3/6 | 3/8 | 6/24 | 3/4 | 8/10 | 0/0 | 10 | 7 | 3 | 3 | 3 | 4 | 1 | 0 | |

| No. | Name | Total Shots | | 6m Shots | | Wing Shots | | 9m Shots | | 7m Shots | | Fast Breaks | | Breakthroughs | |
|-----|-----------------|-------------|----|----------|---|------------|-----|----------|-----|----------|----|-------------|---|---------------|---|
| | | S/S | % | S/S | % | S/S | % | S/S | % | S/S | % | S/S | % | S/S | % |
| 1 | HVIDT Kasper | 8/29 | 28 | 0/8 | 0 | 1/1 | 100 | 6/11 | 55 | 1/2 | 50 | 0/2 | 0 | 0/5 | 0 |
| 12 | HENRIKSEN Peter | 1/3 | 33 | | | | | 1/1 | 100 | 0/1 | 0 | 0/1 | 0 | | |
| | Totals | 9/32 | 28 | 0/8 | 0 | 1/1 | 100 | 7/12 | 58 | 1/3 | 33 | 0/3 | 0 | 0/5 | 0 |

| Team Shots | Goals | Saves | Missed | Post | Blocked | Total | % |
|---------------|-------|-------|--------|------|---------|-------|----|
| 6m Shots | 3 | 1 | 1 | 1 | 0 | 6 | 50 |
| Wing Shots | 3 | 5 | 0 | 0 | 0 | 8 | 38 |
| 9m Shots | 6 | 9 | 1 | 2 | 6 | 24 | 25 |
| 7m Shots | 3 | 1 | 0 | 0 | n/a | 4 | 75 |
| Fast Breaks | 8 | 1 | 0 | 0 | 1 | 10 | 80 |
| Breakthroughs | | | | | | | |
| Totals | 23 | 17 | 2 | 3 | 7 | 52 | 44 |

Number of Attacks: 47, Scoring Efficiency: 49%



OSC GYMNASIUM
 奥体中心体育馆
 GYMNASE DU CSO

SUN 星期日 DIM
 10 AUG 2008
 20:45

HANDBALL
 手球 / HANDBALL

MEN
 男子项目 / HOMMES

PRELIMINARY GROUP B - MATCH 6
 预赛B组 - 第6场 / PRÉLIMINAIRE GROUPE B - MATCH 6



MATCH TEAM STATISTICS

参赛队技术统计 / STATISTIQUES DU MATCH PAR ÉQUIPE

DEN 23 - 23 EGY

(11 - 10) (12 - 13)

Referees: (11) BORD G / (12) BUY O (FRA)

DEN - Denmark

Shots Distribution

| Players | | | Goals / Shots | | | |
|-------------|-----------------|----------------|-----------------------|------------------|---------------|----------------|
| 4 BOESEN L | 6 JOERGENSEN LT | 7 JENSEN J | 9 CHRISTIANSEN LR | 13 SPELLERBERG B | 14 KNUDSEN MV | 19 NOEDDESBO J |
| 1/2 | 0/1 | 1/1 | 2/3 | | | 0/1 |
| 1/1 | | 0/1 | 1/1 | | | |
| 2/2 | 1/2 | | 2/2 | 2/2 | | |
| 3-Blocked | | 1-Post | 1-Missed | 1-Missed | | |
| 22 SARUP KS | 23 BOLDSSEN JR | 24 LINDBERG HO | 25 BRUUN JOERGENSEN K | 26 NIELSEN K | | |
| 0/1 | 1/1 | 0/1 | 0/1 | 1/1 | | |
| | 0/1 | 0/2 | | | | |
| 1/1 | 0/1 | 2/2 | 1/2 | 2/2 | 0/1 | 1/1 |
| 2-Blocked | 1-Blocked | 1-Post | 1-Post | | 1-Blocked | |

Team

Offence

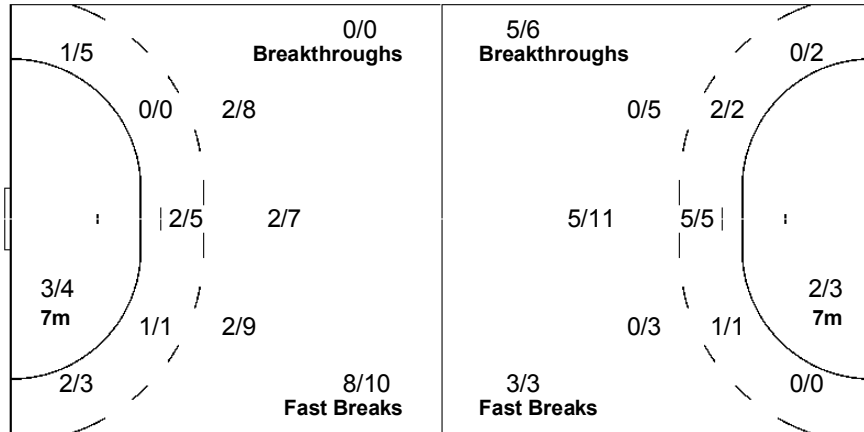
Defence

Goalkeepers

Goals / Shots

| | | |
|------|-----|-----|
| 0/1 | 1/4 | 3/4 |
| 0/1 | 0/1 | 1/4 |
| 7/10 | 3/6 | 8/9 |

2-Missed 3-Post 7-Blocked



Saves / Shots

| | | |
|------|-----|------|
| | 1/1 | 2/2 |
| 1/2 | 1/1 | 0/2 |
| 2/10 | 0/1 | 2/13 |

1 HVIDT K

| | | |
|------|-----|------|
| | 1/1 | 2/2 |
| 1/2 | 1/1 | 0/2 |
| 2/10 | 0/1 | 1/10 |

12 HENRIKSEN P

| | | |
|--|--|-----|
| | | |
| | | 1/3 |



MATCH TEAM STATISTICS

参赛队技术统计 / STATISTIQUES DU MATCH PAR ÉQUIPE

DEN 23 - 23 EGY

(11 - 10) (12 - 13)

Referees: (11) BORD G / (12) BUY O (FRA)

EGY - Egypt

| No. | Name | Shots | | | | | | | | Offence | | Defence | | Penalties | | | TP | |
|---------------|------------------------|-------|-----|-----|------|------|-----|-----|-----|---------|----|---------|----|-----------|------|----|----|-------|
| | | G/S | % | 6m | Wing | 9m | 7m | FB | BT | AS | TF | ST | BS | YC | 2Min | RC | | EX |
| 4 | MABROUK Hussein | | | | | | | | | | 2 | | | | | | | 9:39 |
| 5 | HUSSEIN Moustafa | 1/2 | 50 | | | 0/1 | | 1/1 | | | | | 1 | 1 | | | | 59:37 |
| 6 | EL AHMAR Ahmed | 8/11 | 73 | 1/1 | | 3/5 | 2/2 | 1/1 | 1/2 | 2 | 1 | | | | | | | 51:51 |
| 8 | RAMADAN Mohamed | 1/1 | 100 | 1/1 | | | | | | 1 | 1 | | | | 1 | | | 30:30 |
| 10 | ABDELRAZEK Abouelfetoh | | | | | | | | | 1 | | | | | | | | 8:17 |
| 11 | HASSABALLAH Mahmoud | | | | | | | | | 1 | | | | | | | | 15:34 |
| 12 | NAKIB Mohamed | | | | | | | | | | | | | | | | | 56:49 |
| 14 | MABROUK Hassan | | | | | | | | | | | 2 | 1 | | | | | 19:10 |
| 15 | ABD ELSALAM Mohamed | 1/6 | 17 | 1/1 | 0/1 | 0/4 | | | | | 3 | | | | 1 | | | 30:02 |
| 16 | ABDEL MAKSOUD Walid | | | | | | | | | | | | | | | | | 3:11 |
| 17 | MABROUK Belal | 0/1 | 0 | | 0/1 | | | | | | | | 1 | | | | | 8:45 |
| 18 | EL FAKHARANY Hany | 3/3 | 100 | 3/3 | | | | | | | | | 1 | 1 | 2 | | | 37:57 |
| 19 | YOUSRY Hassan | 4/6 | 67 | 1/1 | | 0/2 | | | 3/3 | | 3 | | | | | | | 40:25 |
| 20 | ZAKY Hussein | 5/11 | 45 | 1/1 | | 2/7 | 0/1 | 1/1 | 1/1 | | | 1 | 1 | | | | | 48:13 |
| | Bench/Team | | | | | | | | | | | | | 1 | | | | |
| Totals | | 23/41 | 56 | 8/8 | 0/2 | 5/19 | 2/3 | 3/3 | 5/6 | 5 | 10 | 1 | 7 | 4 | 4 | 0 | 0 | |

| No. | Name | Total Shots | | 6m Shots | | Wing Shots | | 9m Shots | | 7m Shots | | Fast Breaks | | Breakthroughs | |
|---------------|---------------------|-------------|----|----------|----|------------|----|----------|----|----------|----|-------------|----|---------------|---|
| | | S/S | % | S/S | % | S/S | % | S/S | % | S/S | % | S/S | % | S/S | % |
| 12 | NAKIB Mohamed | 17/37 | 46 | 1/4 | 25 | 5/7 | 71 | 9/15 | 60 | 1/4 | 25 | 1/7 | 14 | | |
| 16 | ABDEL MAKSOUD Walid | 0/3 | 0 | | | 0/1 | 0 | | | | | 0/2 | 0 | | |
| Totals | | 17/40 | 43 | 1/4 | 25 | 5/8 | 63 | 9/15 | 60 | 1/4 | 25 | 1/9 | 11 | 0/0 | 0 |

| Team Shots | Goals | Saves | Missed | Post | Blocked | Total | % |
|---------------|-------|-------|--------|------|---------|-------|-----|
| 6m Shots | 8 | 0 | 0 | 0 | 0 | 8 | 100 |
| Wing Shots | 0 | 1 | 1 | 0 | 0 | 2 | 0 |
| 9m Shots | 5 | 7 | 3 | 1 | 3 | 19 | 26 |
| 7m Shots | 2 | 1 | 0 | 0 | n/a | 3 | 67 |
| Fast Breaks | 3 | 0 | 0 | 0 | 0 | 3 | 100 |
| Breakthroughs | 5 | 0 | 0 | 1 | 0 | 6 | 83 |
| Totals | 23 | 9 | 4 | 2 | 3 | 41 | 56 |

Number of Attacks: 47, Scoring Efficiency: 49%



MATCH TEAM STATISTICS
 参赛队技术统计 / STATISTIQUES DU MATCH PAR ÉQUIPE

DEN 23 - 23 EGY
 (11 - 10) (12 - 13)

Referees: (11) BORD G / (12) BUY O (FRA)

EGY - Egypt

Shots Distribution

| Players | | | | | | |
|------------------|--------------|-------------------|-------------|-----------------|------------------|--------------|
| Goals / Shots | | | | | | |
| 4 MABROUK H | 5 HUSSEIN M | 6 EL AHMAR A | 8 RAMADAN M | 10 ABDELRAZEK A | 11 HASSABALLAH M | 14 MABROUK H |
| | | | | | | |
| | | 0/1 | | | | |
| | | | 1/1 | 1/1 | | |
| | 1/1 | | | | | |
| | | 2/2 | 5/6 | | | |
| | | 1-Missed 1-Post | | | | |
| 15 ABD ELSALAM M | 17 MABROUK B | 18 EL FAKHARANY H | 19 YOUSRY H | 20 ZAKY H | | |
| | | | | | 0/1 | 0/1 |
| | 0/1 | | 1/1 | 0/1 | | |
| 0/2 | | 1/1 | 2/2 | 2/2 | 1/1 | 2/3 |
| 3-Missed | | | 2-Blocked | 1-Post | 1-Blocked | |

| Team | Offence | Defence | Goalkeepers | | | | | | | | | | | | | | | | | | | | | | | | | | | | | | | | | |
|--|---------|---------|---------------|-----|-----|-----|------|-----|-------|--|--|--|-----|-----|-----|-----|-----|-----|------|-----|-----|-----|-----|-----|-----|-----|-----|------|-----|-----|--|--|--|--|-----|-----|
| Goals / Shots | | | Saves / Shots | | | | | | | | | | | | | | | | | | | | | | | | | | | | | | | | | |
| <table border="1"> <tr><td></td><td>0/1</td><td>0/2</td></tr> <tr><td>1/2</td><td>0/1</td><td>2/2</td></tr> <tr><td>8/10</td><td>1/1</td><td>11/13</td></tr> </table> <p>4-Missed 2-Post 3-Blocked</p> | | 0/1 | 0/2 | 1/2 | 0/1 | 2/2 | 8/10 | 1/1 | 11/13 |  |  | <table border="1"> <tr><td>1/1</td><td>3/4</td><td>1/4</td></tr> <tr><td>1/1</td><td>1/1</td><td>3/4</td></tr> <tr><td>3/10</td><td>3/6</td><td>1/9</td></tr> </table> <p>12 NAKIB M</p> <table border="1"> <tr><td>1/1</td><td>3/4</td><td>1/4</td></tr> <tr><td>1/1</td><td>1/1</td><td>3/4</td></tr> <tr><td>3/10</td><td>3/5</td><td>1/7</td></tr> </table> <p>16 ABDEL MAKSOU D W</p> <table border="1"> <tr><td></td><td></td><td></td></tr> <tr><td></td><td>0/1</td><td>0/2</td></tr> </table> | 1/1 | 3/4 | 1/4 | 1/1 | 1/1 | 3/4 | 3/10 | 3/6 | 1/9 | 1/1 | 3/4 | 1/4 | 1/1 | 1/1 | 3/4 | 3/10 | 3/5 | 1/7 | | | | | 0/1 | 0/2 |
| | 0/1 | 0/2 | | | | | | | | | | | | | | | | | | | | | | | | | | | | | | | | | | |
| 1/2 | 0/1 | 2/2 | | | | | | | | | | | | | | | | | | | | | | | | | | | | | | | | | | |
| 8/10 | 1/1 | 11/13 | | | | | | | | | | | | | | | | | | | | | | | | | | | | | | | | | | |
| 1/1 | 3/4 | 1/4 | | | | | | | | | | | | | | | | | | | | | | | | | | | | | | | | | | |
| 1/1 | 1/1 | 3/4 | | | | | | | | | | | | | | | | | | | | | | | | | | | | | | | | | | |
| 3/10 | 3/6 | 1/9 | | | | | | | | | | | | | | | | | | | | | | | | | | | | | | | | | | |
| 1/1 | 3/4 | 1/4 | | | | | | | | | | | | | | | | | | | | | | | | | | | | | | | | | | |
| 1/1 | 1/1 | 3/4 | | | | | | | | | | | | | | | | | | | | | | | | | | | | | | | | | | |
| 3/10 | 3/5 | 1/7 | | | | | | | | | | | | | | | | | | | | | | | | | | | | | | | | | | |
| | | | | | | | | | | | | | | | | | | | | | | | | | | | | | | | | | | | | |
| | 0/1 | 0/2 | | | | | | | | | | | | | | | | | | | | | | | | | | | | | | | | | | |

| | | | | | |
|----------------------------|---------------------------|----------------------------------|-------------------------|-------------------------|-------------------------|
| Legend: | % Efficiency | 2Min 2 Minute Suspensions | 6m 6-metre Shots | 7m 7-metre Shots | 9m 9-metre Shots |
| AS Assists | BS Blocked Shots | BT Breakthroughs | EX Exclusions | FB Fast Breaks | |
| G/S Goals/Shots | n/a not applicable | RC Red Cards | S/S Saves/Shots | ST Steals | |
| TF Technical Faults | TP Time Played | Wing Wing Shots | YC Yellow Cards | | |



RESULTS
比赛成绩 / RÉSULTATS
EGY 27 - 28 RUS
(14 - 14) (13 - 14)

Referees: (29) LIUDOWYK A / (30) VAKULA V (UKR)

EGY - Egypt

| Players | | Shots | | | | | | | | Penalties | | | |
|------------|------------------------|-------|-----|-----|------|------|-----|------|-----|-----------|------|----|----|
| No. | Name | G/S | % | 6m | Wing | 9m | 7m | FB | BT | YC | 2Min | RC | EX |
| 4 | MABROUK Hussein | 0/1 | 0 | | | | | 0/1 | | | | | |
| 5 | HUSSEIN Moustafa | 3/7 | 43 | 1/1 | 2/4 | | | 0/1 | 0/1 | | | | |
| 6 | EL AHMAR Ahmed | 10/15 | 67 | | 1/1 | 4/6 | 0/1 | 3/4 | 2/3 | | | | |
| 8 | RAMADAN Mohamed | 1/1 | 100 | 1/1 | | | | | | | 1 | | |
| 10 | ABDELRAZEK Abouelfetoh | | | | | | | | | | | | |
| 11 | HASSABALLAH Mahmoud | | | | | | | | | | | | |
| 12 | NAKIB Mohamed | | | | | | | | | | | | |
| 14 | MABROUK Hassan | 3/3 | 100 | | | | | 3/3 | | 1 | 1 | | |
| 15 | ABD ELSALAM Mohamed | 3/6 | 50 | 0/1 | 1/1 | 1/3 | | | 1/1 | | 1 | | |
| 16 | ABDEL MAKSOUD Walid | | | | | | | | | | | | |
| 17 | MABROUK Belal | 1/1 | 100 | | | 1/1 | | | | | 1 | | |
| 18 | EL FAKHARANY Hany | 1/4 | 25 | 0/3 | | | | 1/1 | | 1 | | | |
| 19 | YOUSRY Hassan | 0/4 | 0 | 0/1 | | | | 0/2 | 0/1 | | | | |
| 20 | ZAKY Hussein | 5/8 | 63 | | 1/1 | 1/3 | 3/3 | | 0/1 | 1 | | | |
| Bench/Team | | | | | | | | | | | | | |
| Totals | | 27/50 | 54 | 2/7 | 5/7 | 7/13 | 3/4 | 7/12 | 3/7 | 3 | 4 | 0 | 0 |

| Goalkeepers | | Saves | | | | | | | |
|-------------|---------------------|-------|----|------|------|------|-----|-----|-----|
| No. | Name | S/S | % | 6m | Wing | 9m | 7m | FB | BT |
| 12 | NAKIB Mohamed | 14/39 | 36 | 5/10 | 2/6 | 5/13 | 1/4 | 1/3 | 0/3 |
| 16 | ABDEL MAKSOUD Walid | 1/4 | 25 | | | 0/2 | 0/1 | | 1/1 |
| Totals | | 15/43 | 35 | 5/10 | 2/6 | 5/15 | 1/5 | 1/3 | 1/4 |

RUS - Russian Fed.

| Players | | Shots | | | | | | | | Penalties | | | |
|------------|------------------------|-------|-----|------|------|-------|-----|-----|-----|-----------|------|----|----|
| No. | Name | G/S | % | 6m | Wing | 9m | 7m | FB | BT | YC | 2Min | RC | EX |
| 1 | GRAMS Oleg | | | | | | | | | | | | |
| 2 | FILIPPOV Vasily | 3/4 | 75 | | | 2/3 | | 1/1 | | | | | |
| 6 | KRIVOSHLYKOV Denis | 1/4 | 25 | 0/1 | 1/2 | | | | 0/1 | | | | |
| 8 | EVDOKIMOV Egor | 2/2 | 100 | 2/2 | | | | | | | | | |
| 10 | CHERNOIVANOV Alexander | 1/4 | 25 | 1/4 | | | | | | 1 | 1 | | |
| 15 | RASTVORTSEV Alexey | 8/10 | 80 | | | 7/9 | | | 1/1 | | 1 | | |
| 16 | KOSTYGOV Alexey | | | | | | | | | | | | |
| 17 | KAMANIN Alexey | 0/1 | 0 | | | 0/1 | | | | | | | |
| 19 | ASLANYAN Samvel | 2/3 | 67 | 1/1 | | 0/1 | | | 1/1 | | | | |
| 23 | KOKSHAROV Eduard | 4/6 | 67 | | | | 3/4 | 1/2 | | 1 | | | |
| 25 | KOVALEV Dmitry | 1/4 | 25 | 0/1 | 1/3 | | | | | | | | |
| 31 | DIBIROV Timur | 2/2 | 100 | | 2/2 | | | | | | 1 | | |
| 35 | IGROPULO Konstantin | 3/6 | 50 | 1/1 | | 1/4 | 1/1 | | | 1 | 1 | | |
| 77 | IVANOV Vitaly | 1/2 | 50 | 0/1 | | | | | 1/1 | | | | |
| Bench/Team | | | | | | | | | | | | | |
| Totals | | 28/48 | 58 | 5/11 | 4/7 | 10/18 | 4/5 | 2/3 | 3/4 | 3 | 4 | 0 | 0 |

| Goalkeepers | | Saves | | | | | | | |
|-------------|-----------------|-------|----|-----|------|-----|-----|------|-----|
| No. | Name | S/S | % | 6m | Wing | 9m | 7m | FB | BT |
| 1 | GRAMS Oleg | 14/40 | 35 | 5/7 | 2/7 | 2/9 | 0/2 | 3/10 | 2/5 |
| 16 | KOSTYGOV Alexey | 2/3 | 67 | | | | 1/2 | 1/1 | |
| Totals | | 16/43 | 37 | 5/7 | 2/7 | 2/9 | 1/4 | 4/11 | 2/5 |

RUNNING SCORE

EGY - RUS

1st Half

| | |
|-------------|----------------|
| 0 (1') 1 | KRIVOSHLYKOV D |
| 0 (2') 2 | CHERNOIVANOV A |
| 1 (3') 2 | HUSSEIN M |
| 1 (4') 3 | KOKSHAROV E |
| 2 (6') 3 | ABD ELSALAM M |
| 2 (6') 4 | IVANOV V |
| 2 (7') 5 | IGROPULO K |
| 3 (9') 5 | ZAKY H |
| 3 (10') 6 | KOKSHAROV E |
| 4 (10') 6 | MABROUK B |
| 4 (11') 7 | ASLANYAN S |
| 4 (16') 8 | RASTVORTSEV A |
| 5 (17') 8 | ABD ELSALAM M |
| 5 (17') 9 | EVDOKIMOV E |
| 6 (17') 9 | ZAKY H |
| 7 (19') 9 | EL AHMAR A |
| 7 (20') 10 | RASTVORTSEV A |
| 8 (21') 10 | RAMADAN M |
| 8 (22') 11 | RASTVORTSEV A |
| 9 (23') 11 | HUSSEIN M |
| 9 (23') 12 | ASLANYAN S |
| 10 (24') 12 | EL FAKHARANY H |
| 10 (25') 13 | RASTVORTSEV A |
| 11 (27') 13 | EL AHMAR A |
| 12 (27') 13 | ZAKY H |
| 13 (28') 13 | HUSSEIN M |
| 14 (29') 13 | ABD ELSALAM M |
| 14 (30') 14 | FILIPPOV V |

2nd Half

| | |
|-------------|---------------|
| 14 (32') 15 | KOKSHAROV E |
| 14 (32') 16 | KOKSHAROV E |
| 15 (34') 16 | EL AHMAR A |
| 15 (35') 17 | IGROPULO K |
| 16 (36') 17 | EL AHMAR A |
| 16 (37') 18 | KOVALEV D |
| 17 (37') 18 | EL AHMAR A |
| 17 (38') 19 | RASTVORTSEV A |
| 17 (38') 20 | EVDOKIMOV E |
| 18 (39') 20 | EL AHMAR A |
| 19 (41') 20 | MABROUK H |
| 20 (42') 20 | MABROUK H |
| 20 (43') 21 | RASTVORTSEV A |
| 20 (44') 22 | IGROPULO K |
| 20 (45') 23 | DIBIROV T |
| 20 (47') 24 | FILIPPOV V |
| 21 (48') 24 | EL AHMAR A |
| 21 (49') 25 | FILIPPOV V |
| 22 (50') 25 | EL AHMAR A |
| 23 (52') 25 | ZAKY H |
| 24 (54') 25 | EL AHMAR A |
| 24 (55') 26 | DIBIROV T |
| 25 (56') 26 | EL AHMAR A |
| 26 (57') 26 | MABROUK H |
| 26 (58') 27 | RASTVORTSEV A |
| 27 (60') 27 | ZAKY H |
| 27 (60') 28 | RASTVORTSEV A |

| Legend: | | | | | | | | | |
|---------|---------------|------|----------------------|----|---------------|-----|---------------|----|---------------|
| % | Efficiency | 2Min | 2 Minute Suspensions | 6m | 6-metre Shots | 7m | 7-metre Shots | 9m | 9-metre Shots |
| BT | Breakthroughs | EX | Exclusions | FB | Fast Breaks | G/S | Goals/Shots | RC | Red Cards |
| S/S | Saves/Shots | Wing | Wing Shots | YC | Yellow Cards | | | | |



MATCH TEAM STATISTICS
参赛队技术统计 / STATISTIQUES DU MATCH PAR ÉQUIPE

EGY 27 - 28 RUS
(14 - 14) (13 - 14)

Referees: (29) LIUDOWYK A / (30) VAKULA V (UKR)

EGY - Egypt

| No. | Name | Shots | | | | | | | | Offence | | Defence | | Penalties | | | | TP |
|---------------|------------------------|-------|-----|-----|------|------|-----|------|-----|---------|----|---------|----|-----------|------|----|----|-------|
| | | G/S | % | 6m | Wing | 9m | 7m | FB | BT | AS | TF | ST | BS | YC | 2Min | RC | EX | |
| 4 | MABROUK Hussein | 0/1 | 0 | | | | | 0/1 | | | | | | | | | | 13:38 |
| 5 | HUSSEIN Moustafa | 3/7 | 43 | 1/1 | 2/4 | | | 0/1 | 0/1 | 1 | | 2 | | | | | | 58:44 |
| 6 | EL AHMAR Ahmed | 10/15 | 67 | | 1/1 | 4/6 | 0/1 | 3/4 | 2/3 | 3 | 1 | 2 | | | | | | 47:30 |
| 8 | RAMADAN Mohamed | 1/1 | 100 | 1/1 | | | | | | 2 | 1 | | | | | 1 | | 41:34 |
| 10 | ABDELRAZEK Abouelfetoh | | | | | | | | | 1 | | | | | | | | 12:30 |
| 11 | HASSABALLAH Mahmoud | | | | | | | | | | | | | | | | | |
| 12 | NAKIB Mohamed | | | | | | | | | | | | | | | | | 54:26 |
| 14 | MABROUK Hassan | 3/3 | 100 | | | | | 3/3 | | 1 | | 1 | | 1 | 1 | | | 29:54 |
| 15 | ABD ELSALAM Mohamed | 3/6 | 50 | 0/1 | 1/1 | 1/3 | | | 1/1 | 2 | 1 | | | | 1 | | | 30:35 |
| 16 | ABDEL MAKSOUD Walid | | | | | | | | | | | | | | | | | 5:34 |
| 17 | MABROUK Belal | 1/1 | 100 | | | 1/1 | | | | | 2 | | | | 1 | | | 15:20 |
| 18 | EL FAKHARANY Hany | 1/4 | 25 | 0/3 | | | | 1/1 | | 1 | | | | 1 | | | | 22:13 |
| 19 | YOUSRY Hassan | 0/4 | 0 | 0/1 | | | | 0/2 | 0/1 | 4 | 2 | | | | | | | 41:55 |
| 20 | ZAKY Hussein | 5/8 | 63 | | 1/1 | 1/3 | 3/3 | | 0/1 | 1 | 2 | 1 | 1 | 1 | | | | 46:07 |
| | Bench/Team | | | | | | | | | | | | | | | | | |
| Totals | | 27/50 | 54 | 2/7 | 5/7 | 7/13 | 3/4 | 7/12 | 3/7 | 16 | 9 | 6 | 1 | 3 | 4 | 0 | 0 | |

| No. | Name | Total Shots | | 6m Shots | | Wing Shots | | 9m Shots | | 7m Shots | | Fast Breaks | | Breakthroughs | |
|---------------|---------------------|-------------|----|----------|----|------------|----|----------|----|----------|----|-------------|----|---------------|-----|
| | | S/S | % | S/S | % | S/S | % | S/S | % | S/S | % | S/S | % | S/S | % |
| 12 | NAKIB Mohamed | 14/39 | 36 | 5/10 | 50 | 2/6 | 33 | 5/13 | 38 | 1/4 | 25 | 1/3 | 33 | 0/3 | 0 |
| 16 | ABDEL MAKSOUD Walid | 1/4 | 25 | | | | | 0/2 | 0 | 0/1 | 0 | | | 1/1 | 100 |
| Totals | | 15/43 | 35 | 5/10 | 50 | 2/6 | 33 | 5/15 | 33 | 1/5 | 20 | 1/3 | 33 | 1/4 | 25 |

| Team Shots | Goals | Saves | Missed | Post | Blocked | Total | % |
|---------------|-------|-------|--------|------|---------|-------|----|
| 6m Shots | 2 | 5 | 0 | 0 | 0 | 7 | 29 |
| Wing Shots | 5 | 2 | 0 | 0 | 0 | 7 | 71 |
| 9m Shots | 7 | 2 | 1 | 0 | 3 | 13 | 54 |
| 7m Shots | 3 | 1 | 0 | 0 | n/a | 4 | 75 |
| Fast Breaks | 7 | 4 | 1 | 0 | 0 | 12 | 58 |
| Breakthroughs | 3 | 2 | 1 | 1 | 0 | 7 | 43 |
| Totals | 27 | 16 | 3 | 1 | 3 | 50 | 54 |

Number of Attacks: 56, Scoring Efficiency: 48%



OSC GYMNASIUM
 奥体中心体育馆
 GYMNASE DU CSO

TUE 星期二 MAR
 12 AUG 2008
 10:45

HANDBALL
 手球 / HANDBALL

MEN
 男子项目 / HOMMES

PRELIMINARY GROUP B - MATCH 8
 预赛B组 - 第8场 / PRÉLIMINAIRE GROUPE B - MATCH 8



MATCH TEAM STATISTICS
 参赛队技术统计 / STATISTIQUES DU MATCH PAR ÉQUIPE

EGY 27 - 28 RUS
 (14 - 14) (13 - 14)

Referees: (29) LIUDOWYK A / (30) VAKULA V (UKR)

EGY - Egypt

Shots Distribution

| Players | | | Goals / Shots | | | |
|---------------------|--------------|---------------------|---------------|--------------------|------------------|--------------|
| 4 MABROUK H | 5 HUSSEIN M | 6 EL AHMAR A | 8 RAMADAN M | 10 ABDELRAZEK A | 11 HASSABALLAH M | 14 MABROUK H |
| 0/1 | 1/1 0/1 0/1 | 1/1 2/2 2/2 0/1 3/4 | 1/1 | | | 1/1 2/2 |
| | 1-Missed | 1-Missed 1-Blocked | | | | |
| 15 ABD ELSALAM M | 17 MABROUK B | 18 EL FAKHARANY H | 19 YOUSRY H | 20 ZAKY H | | |
| 0/1 0/1 2/2 1/1 0/1 | 1/1 | 0/1 1/1 0/1 | 0/2 0/1 | 2/2 1/1 2/2 | | |
| | | | 1-Post | 1-Missed 2-Blocked | | |

| Team | Offence | Defence | Goalkeepers |
|---|---------|---------|---|
| Goals / Shots | | | Saves / Shots |
| 2/3 1/1 5/6 0/2 2/7 6/7 4/7 7/10 3-Missed 1-Post 3-Blocked | | | 12 NAKIB M 2/5 1/4 0/2 2/3 3/6 3/6 2/7 1/6 |
| | | | 16 ABDEL MAKSOU D W 0/1 0/1 0/1 1/1 |



MATCH TEAM STATISTICS

参赛队技术统计 / STATISTIQUES DU MATCH PAR ÉQUIPE

EGY 27 - 28 RUS

(14 - 14) (13 - 14)

Referees: (29) LIUDOWYK A / (30) VAKULA V (UKR)

RUS - Russian Fed.

| Players | | Shots | | | | | | | | Offence | | Defence | | Penalties | | | | TP |
|---------------|------------------------|-------|-----|------|------|-------|-----|-----|-----|---------|----|---------|----|-----------|------|----|----|-------|
| No. | Name | G/S | % | 6m | Wing | 9m | 7m | FB | BT | AS | TF | ST | BS | YC | 2Min | RC | EX | |
| 1 | GRAMS Oleg | | | | | | | | | | 1 | | | | | | | 59:19 |
| 2 | FILIPPOV Vasily | 3/4 | 75 | | | 2/3 | | 1/1 | | 1 | | | | | | | | 36:25 |
| 6 | KRIVOSHLYKOV Denis | 1/4 | 25 | 0/1 | 1/2 | | | | 0/1 | 3 | | | | | | | | 32:48 |
| 8 | EVDOKIMOV Egor | 2/2 | 100 | 2/2 | | | | | | | 1 | | 2 | | | | | 26:48 |
| 10 | CHERNOIVANOV Alexander | 1/4 | 25 | 1/4 | | | | | | 2 | 1 | | 1 | 1 | 1 | | | 38:25 |
| 15 | RASTVORTSEV Alexey | 8/10 | 80 | | | 7/9 | | | 1/1 | | 1 | | | | 1 | | | 32:38 |
| 16 | KOSTYGOV Alexey | | | | | | | | | | | | | | | | | 0:41 |
| 17 | KAMANIN Alexey | 0/1 | 0 | | | 0/1 | | | | 3 | 2 | | | | | | | 27:26 |
| 19 | ASLANYAN Samvel | 2/3 | 67 | 1/1 | | 0/1 | | | 1/1 | | | | | | | | | 9:51 |
| 23 | KOKSHAROV Eduard | 4/6 | 67 | | | | 3/4 | 1/2 | | | 2 | 1 | | 1 | | | | 43:05 |
| 25 | KOVALEV Dmitry | 1/4 | 25 | 0/1 | 1/3 | | | | | 1 | 1 | | | | | | | 26:22 |
| 31 | DIBIROV Timur | 2/2 | 100 | | 2/2 | | | | | | 1 | 1 | | | | 1 | | 23:13 |
| 35 | IGROPULO Konstantin | 3/6 | 50 | 1/1 | | 1/4 | 1/1 | | | 1 | 4 | | | 1 | 1 | | | 39:31 |
| 77 | IVANOV Vitaly | 1/2 | 50 | 0/1 | | | | | 1/1 | 1 | 1 | | | | | | | 23:28 |
| | Bench/Team | | | | | | | | | | | | | | | | | |
| Totals | | 28/48 | 58 | 5/11 | 4/7 | 10/18 | 4/5 | 2/3 | 3/4 | 12 | 15 | 2 | 3 | 3 | 4 | 0 | 0 | |

| Goalkeepers | | Total Shots | | 6m Shots | | Wing Shots | | 9m Shots | | 7m Shots | | Fast Breaks | | Breakthroughs | |
|---------------|-----------------|-------------|----|----------|----|------------|----|----------|----|----------|----|-------------|-----|---------------|----|
| No. | Name | S/S | % | S/S | % | S/S | % | S/S | % | S/S | % | S/S | % | S/S | % |
| 1 | GRAMS Oleg | 14/40 | 35 | 5/7 | 71 | 2/7 | 29 | 2/9 | 22 | 0/2 | 0 | 3/10 | 30 | 2/5 | 40 |
| 16 | KOSTYGOV Alexey | 2/3 | 67 | | | | | | | 1/2 | 50 | 1/1 | 100 | | |
| Totals | | 16/43 | 37 | 5/7 | 71 | 2/7 | 29 | 2/9 | 22 | 1/4 | 25 | 4/11 | 36 | 2/5 | 40 |

| Team Shots | Goals | Saves | Missed | Post | Blocked | Total | % |
|---------------|-------|-------|--------|------|---------|-------|----|
| 6m Shots | 5 | 5 | 0 | 1 | 0 | 11 | 45 |
| Wing Shots | 4 | 2 | 0 | 1 | 0 | 7 | 57 |
| 9m Shots | 10 | 5 | 2 | 0 | 1 | 18 | 56 |
| 7m Shots | 4 | 1 | 0 | 0 | n/a | 5 | 80 |
| Fast Breaks | 2 | 1 | 0 | 0 | 0 | 3 | 67 |
| Breakthroughs | 3 | 1 | 0 | 0 | 0 | 4 | 75 |
| Totals | 28 | 15 | 2 | 2 | 1 | 48 | 58 |

Number of Attacks: 56, Scoring Efficiency: 50%



RESULTS

比赛成绩 / RÉSULTATS

KOR 31 - 30 DEN

(13 - 14) (18 - 16)

Referees: (17) LICIS R / (18) STOLAROV S Z (LAT)

RUNNING SCORE

KOR - DEN

KOR - Korea

| Players | | Shots | | | | | | | | Penalties | | | |
|---------|----------------|-------|----|-----|------|-------|-----|-----|-----|-----------|------|----|----|
| No. | Name | G/S | % | 6m | Wing | 9m | 7m | FB | BT | YC | 2Min | RC | EX |
| 1 | HAN Kyungtai | | | | | | | | | | | | |
| 2 | JEONG Yikyong | 0/1 | 0 | | | 0/1 | | | | | | | |
| 6 | KIM Teawan | 0/1 | 0 | | 0/1 | | | | | | | | |
| 7 | JUNG Suyoung | 9/12 | 75 | 2/2 | | 6/8 | 0/1 | | 1/1 | 1 | | | |
| 8 | PARK Junggeu | 2/3 | 67 | 2/3 | | | | | | 1 | 1 | | |
| 10 | PARK Chanyong | | | | | | | | | | | | |
| 13 | YOON Kyungshin | 0/2 | 0 | | | 0/1 | 0/1 | | | | | | |
| 14 | CHO Chihyo | 2/6 | 33 | | 1/1 | 1/3 | 0/1 | | 0/1 | | | | |
| 15 | LEE Teayoung | 1/3 | 33 | | 0/2 | | | 1/1 | | | | | |
| 16 | KANG Ilkoo | | | | | | | | | | | | |
| 17 | LEE Jaewoo | 3/6 | 50 | | | 1/3 | | 1/2 | 1/1 | | | | |
| 18 | PAEK Wonchul | 6/13 | 46 | 0/1 | | 5/10 | | 1/2 | | | | | |
| 20 | KO Kyungsoo | 6/7 | 86 | 1/1 | 4/5 | 1/1 | | | | | | | |
| 23 | YOON Kyungmin | 2/6 | 33 | 1/1 | | 0/4 | | 1/1 | | | | | |
| | Bench/Team | | | | | | | | | | | | |
| | Totals | 31/60 | 52 | 6/8 | 5/9 | 14/31 | 0/3 | 4/6 | 2/3 | 2 | 1 | 0 | 0 |

| Goalkeepers | | Saves | | | | | | | |
|-------------|--------------|-------|----|------|------|------|-----|-----|-----|
| No. | Name | S/S | % | 6m | Wing | 9m | 7m | FB | BT |
| 1 | HAN Kyungtai | 8/30 | 27 | 3/10 | 1/5 | 2/8 | | 0/4 | 2/3 |
| 16 | KANG Ilkoo | 2/10 | 20 | 1/5 | | 1/3 | 0/2 | | |
| | Totals | 10/40 | 25 | 4/15 | 1/5 | 3/11 | 0/2 | 0/4 | 2/3 |

DEN - Denmark

| Players | | Shots | | | | | | | | Penalties | | | |
|---------|---------------------------|-------|-----|-------|------|------|-----|-----|-----|-----------|------|----|----|
| No. | Name | G/S | % | 6m | Wing | 9m | 7m | FB | BT | YC | 2Min | RC | EX |
| 1 | HVIDT Kasper | | | | | | | | | | | | |
| 4 | BOESEN Lasse | | | | | | | | | | | | |
| 6 | JOERGENSEN Lars Troels | 2/4 | 50 | 2/3 | | | | | 0/1 | 1 | | | |
| 7 | JENSEN Jesper | 0/2 | 0 | | | 0/2 | | | | 1 | 1 | | |
| 9 | CHRISTIANSEN Lars Roslyng | 4/5 | 80 | | 2/3 | | 2/2 | | | | | | |
| 12 | HENRIKSEN Peter | | | | | | | | | | | | |
| 13 | SPELLERBERG Bo | | | | | | | | | | | | |
| 15 | HANSEN Mikkel | 2/3 | 67 | | | 2/3 | | | | | | | |
| 19 | NOEDDESBO Jesper | 11/12 | 92 | 9/10 | | | | 2/2 | | | | | |
| 22 | SARUP Kasper Soendergaard | 1/1 | 100 | | 1/1 | | | | | | | | |
| 23 | BOLDSEN Joachim Rietveld | 0/2 | 0 | 0/1 | | 0/1 | | | | | | | |
| 24 | LINDBERG Hans Ottar | 2/3 | 67 | 0/1 | 1/1 | | | 1/1 | | | | | |
| 25 | BRUUN JOERGENSEN Klavs | 7/9 | 78 | | | 6/8 | | | 1/1 | | | | |
| 26 | NIELSEN Kasper | 1/4 | 25 | 0/1 | | 0/1 | | 1/1 | 0/1 | 1 | 1 | | |
| | Bench/Team | | | | | | | | | | | | |
| | Totals | 30/45 | 67 | 11/16 | 4/5 | 8/15 | 2/2 | 4/4 | 1/3 | 3 | 2 | 0 | 0 |

| Goalkeepers | | Saves | | | | | | | |
|-------------|-----------------|-------|----|-----|------|-------|-----|-----|-----|
| No. | Name | S/S | % | 6m | Wing | 9m | 7m | FB | BT |
| 1 | HVIDT Kasper | 20/44 | 45 | 0/6 | 3/8 | 12/23 | 3/3 | 1/3 | 1/1 |
| 12 | HENRIKSEN Peter | 1/8 | 13 | 1/1 | | 0/3 | | 0/2 | 0/2 |
| | Totals | 21/52 | 40 | 1/7 | 3/8 | 12/26 | 3/3 | 1/5 | 1/3 |

| 1st Half | |
|----------|--------------------------------|
| PAEK W | 1 (2') 0 |
| | 1 (2') 1 NOEDDESBO J |
| LEE T | 2 (3') 1 |
| YOON K | 3 (4') 1 |
| | 3 (4') 2 CHRISTIANSEN LR |
| | 3 (5') 3 JOERGENSEN LT |
| | 3 (7') 4 BRUUN JOERGENSEN K |
| | 3 (8') 5 NOEDDESBO J |
| YOON K | 4 (9') 5 |
| | 4 (10') 6 LINDBERG HO |
| PARK J | 5 (11') 6 |
| KO K | 6 (11') 6 |
| | 6 (13') 7 NOEDDESBO J |
| PARK J | 7 (14') 7 |
| | 7 (14') 8 NOEDDESBO J |
| PAEK W | 8 (15') 8 |
| | 8 (15') 9 BRUUN JOERGENSEN K |
| KO K | 9 (16') 9 |
| | 9 (16') 10 LINDBERG HO |
| CHO C | 10 (17') 10 |
| | 10 (21') 11 BRUUN JOERGENSEN K |
| KO K | 11 (24') 11 |
| KO K | 12 (25') 11 |
| KO K | 13 (27') 11 |
| | 13 (27') 12 BRUUN JOERGENSEN K |
| | 13 (28') 13 SARUP KS |
| | 13 (30') 14 NIELSEN K |

| 2nd Half | |
|----------|--------------------------------|
| | 13 (31') 15 CHRISTIANSEN LR |
| JUNG S | 14 (32') 15 |
| | 14 (33') 16 BRUUN JOERGENSEN K |
| JUNG S | 15 (33') 16 |
| | 15 (33') 17 JOERGENSEN LT |
| JUNG S | 16 (35') 17 |
| | 16 (40') 18 NOEDDESBO J |
| CHO C | 17 (40') 18 |
| | 17 (41') 19 NOEDDESBO J |
| JUNG S | 18 (42') 19 |
| PAEK W | 19 (43') 19 |
| | 19 (43') 20 CHRISTIANSEN LR |
| LEE J | 20 (44') 20 |
| | 20 (44') 21 CHRISTIANSEN LR |
| PAEK W | 21 (45') 21 |
| PAEK W | 22 (46') 21 |
| LEE J | 23 (47') 21 |
| PAEK W | 24 (47') 21 |
| | 24 (48') 22 BRUUN JOERGENSEN K |
| LEE J | 25 (49') 22 |
| | 25 (50') 23 NOEDDESBO J |
| JUNG S | 26 (51') 23 |
| | 26 (51') 24 NOEDDESBO J |
| JUNG S | 27 (52') 24 |
| | 27 (52') 25 NOEDDESBO J |
| | 27 (54') 26 NOEDDESBO J |
| JUNG S | 28 (55') 26 |
| | 28 (56') 27 HANSEN M |
| | 28 (57') 28 NOEDDESBO J |
| JUNG S | 29 (57') 28 |
| | 29 (58') 29 BRUUN JOERGENSEN K |
| KO K | 30 (59') 29 |
| | 30 (59') 30 HANSEN M |
| JUNG S | 31 (60') 30 |

| Legend: | | | | | | | | | |
|---------|---------------|------|----------------------|----|---------------|-----|---------------|----|---------------|
| % | Efficiency | 2Min | 2 Minute Suspensions | 6m | 6-metre Shots | 7m | 7-metre Shots | 9m | 9-metre Shots |
| BT | Breakthroughs | EX | Exclusions | FB | Fast Breaks | G/S | Goals/Shots | RC | Red Cards |
| S/S | Saves/Shots | Wing | Wing Shots | YC | Yellow Cards | | | | |



MATCH TEAM STATISTICS

参赛队技术统计 / STATISTIQUES DU MATCH PAR ÉQUIPE

KOR 31 - 30 DEN

(13 - 14) (18 - 16)

Referees: (17) LICIS R / (18) STOLAROVZ Z (LAT)

KOR - Korea

| No. | Name | Shots | | | | | | | | Offence | | Defence | | Penalties | | | | TP |
|-----|----------------|-------|----|-----|------|-------|-----|-----|-----|---------|-----|---------|----|-----------|------|----|----|-------|
| | | G/S | % | 6m | Wing | 9m | 7m | FB | BT | AS | TF | ST | BS | YC | 2Min | RC | EX | |
| 1 | HAN Kyungtai | | | | | | | | | | | | 1 | | | | | 47:53 |
| 2 | JEONG Yikyeong | 0/1 | 0 | | | 0/1 | | | | | | | | | | | | 8:08 |
| 6 | KIM Teawan | 0/1 | 0 | | 0/1 | | | | | | | | 1 | | | | | 27:23 |
| 7 | JUNG Suyoung | 9/12 | 75 | 2/2 | | 6/8 | 0/1 | | | 1/1 | 1 | | | 1 | | | | 42:03 |
| 8 | PARK Junggeu | 2/3 | 67 | 2/3 | | | | | | | 1 | | 1 | 1 | 1 | | | 50:45 |
| 10 | PARK Chanyong | | | | | | | | | | 1 | | | | | | | 6:00 |
| 13 | YOON Kyungshin | 0/2 | 0 | | | 0/1 | 0/1 | | | | 1 | | 1 | 1 | | | | 20:22 |
| 14 | CHO Chihyo | 2/6 | 33 | | 1/1 | 1/3 | 0/1 | | | 0/1 | | 1 | 1 | | | | | 47:27 |
| 15 | LEE Teayoung | 1/3 | 33 | | 0/2 | | | | | 1/1 | | | | | | | | 9:39 |
| 16 | KANG Ilkoo | | | | | | | | | | | | | | | | | 12:07 |
| 17 | LEE Jaewoo | 3/6 | 50 | | | 1/3 | | | | 1/2 | 1/1 | 5 | | | | 1 | | 47:22 |
| 18 | PAEK Wonchul | 6/13 | 46 | 0/1 | | 5/10 | | | | 1/2 | | 1 | | 2 | | | | 49:53 |
| 20 | KO Kyungsoo | 6/7 | 86 | 1/1 | 4/5 | 1/1 | | | | | | | | 1 | | | | 28:47 |
| 23 | YOON Kyungmin | 2/6 | 33 | 1/1 | | 0/4 | | | | 1/1 | | 1 | 1 | 1 | | | | 22:11 |
| | Bench/Team | | | | | | | | | | | | | | | | | |
| | Totals | 31/60 | 52 | 6/8 | 5/9 | 14/31 | 0/3 | 4/6 | 2/3 | 10 | 3 | 8 | 3 | 2 | 1 | 0 | 0 | |

| No. | Name | Total Shots | | 6m Shots | | Wing Shots | | 9m Shots | | 7m Shots | | Fast Breaks | | Breakthroughs | |
|-----|---------------|-------------|----|----------|----|------------|----|----------|----|----------|---|-------------|---|---------------|----|
| | | S/S | % | S/S | % | S/S | % | S/S | % | S/S | % | S/S | % | S/S | % |
| 1 | HAN Kyungtai | 8/30 | 27 | 3/10 | 30 | 1/5 | 20 | 2/8 | 25 | | | 0/4 | 0 | 2/3 | 67 |
| 16 | KANG Ilkoo | 2/10 | 20 | 1/5 | 20 | | | 1/3 | 33 | 0/2 | 0 | | | | |
| | Totals | 10/40 | 25 | 4/15 | 27 | 1/5 | 20 | 3/11 | 27 | 0/2 | 0 | 0/4 | 0 | 2/3 | 67 |

| Team Shots | Goals | Saves | Missed | Post | Blocked | Total | % |
|---------------|-------|-------|--------|------|---------|-------|----|
| 6m Shots | 6 | 1 | 1 | 0 | 0 | 8 | 75 |
| Wing Shots | 5 | 3 | 1 | 0 | 0 | 9 | 56 |
| 9m Shots | 14 | 12 | 0 | 0 | 5 | 31 | 45 |
| 7m Shots | 0 | 3 | 0 | 0 | n/a | 3 | 0 |
| Fast Breaks | 4 | 1 | 0 | 1 | 0 | 6 | 67 |
| Breakthroughs | 2 | 1 | 0 | 0 | 0 | 3 | 67 |
| Totals | 31 | 21 | 2 | 1 | 5 | 60 | 52 |

Number of Attacks: 56, Scoring Efficiency: 55%



MATCH TEAM STATISTICS

参赛队技术统计 / STATISTIQUES DU MATCH PAR ÉQUIPE

KOR 31 - 30 DEN
 (13 - 14) (18 - 16)

Referees: (17) LICIS R / (18) STOLAROV S (LAT)

KOR - Korea

Shots Distribution

| Players | | | Goals / Shots | | | |
|-----------|------------------|--------------------|---------------|-----------|-----------|-------------|
| 2 JEONG Y | 6 KIM T | 7 JUNG S | 8 PARK J | 10 PARK C | 13 YOON K | 14 CHO C |
| 0/1 | 0/1 | 1/1 | 1/1 | 0/1 | 0/1 | 1/1 |
| 0/1 | | 4/4 1/2 3/5 | 1/1 | | 0/1 | 0/1 0/1 1/1 |
| | | | 1-Missed | | 1-Blocked | |
| 15 LEE T | 17 LEE J | 18 PAEK W | 20 KO K | 23 YOON K | | |
| 0/1 | | 0/1 0/1 | 2/2 | | | |
| | 1/1 | 1/1 | | | | |
| 0/1 1/1 | 1/1 1/2 | 3/5 2/3 | 2/2 2/2 | 1/3 1/2 | | |
| | 1-Post 1-Blocked | 2-Blocked 1-Missed | | 1-Blocked | | |

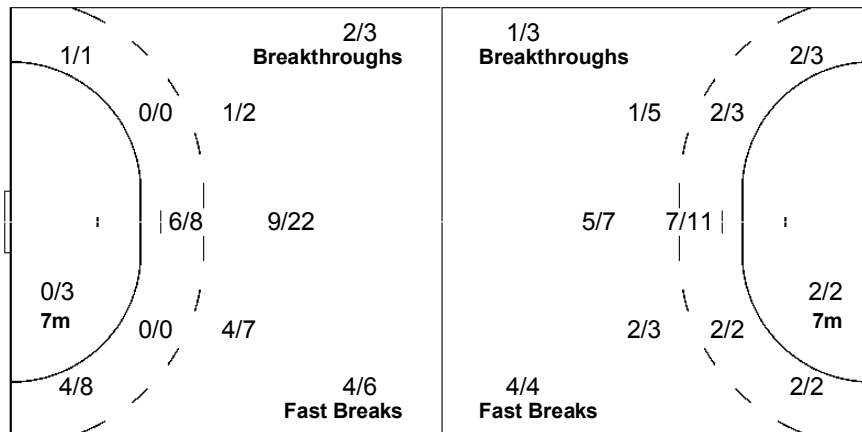
Team

Goals / Shots

| | | |
|-------|-----|-------|
| 0/1 | 2/3 | 2/4 |
| 2/3 | | 1/3 |
| 11/17 | 1/4 | 12/17 |

2-Missed 1-Post 5-Blocked

Offence



Defence

Goalkeepers

Saves / Shots

| | | |
|-----|-----|------|
| 0/2 | 1/3 | 2/9 |
| 0/2 | | 2/4 |
| 2/8 | 1/2 | 2/10 |

1 HAN K

| | | |
|-----|-----|-----|
| | 1/1 | 2/6 |
| 0/2 | | 1/3 |
| 2/7 | 1/2 | 1/9 |

16 KANG I

| | | |
|-----|-----|-----|
| 0/2 | 0/2 | 0/3 |
| | | 1/1 |
| 0/1 | | 1/1 |



MATCH TEAM STATISTICS

参赛队技术统计 / STATISTIQUES DU MATCH PAR ÉQUIPE

KOR 31 - 30 DEN

(13 - 14) (18 - 16)

Referees: (17) LICIS R / (18) STOLAROVZ Z (LAT)

DEN - Denmark

| No. | Name | Shots | | | | | | | | Offence | | Defence | | Penalties | | | TP | |
|---------------|---------------------------|-------|-----|-------|------|------|-----|-----|-----|---------|----|---------|----|-----------|------|----|----|-------|
| | | G/S | % | 6m | Wing | 9m | 7m | FB | BT | AS | TF | ST | BS | YC | 2Min | RC | | EX |
| 1 | HVIDT Kasper | | | | | | | | | | | | | | | | | 51:10 |
| 4 | BOESEN Lasse | | | | | | | | | | 1 | | | | | | | 11:35 |
| 6 | JOERGENSEN Lars Troels | 2/4 | 50 | 2/3 | | | | | | | | 3 | 1 | | | | | 32:52 |
| 7 | JENSEN Jesper | 0/2 | 0 | | | 0/2 | | | | 3 | 6 | | | 1 | 1 | | | 36:11 |
| 9 | CHRISTIANSEN Lars Roslyng | 4/5 | 80 | | 2/3 | | 2/2 | | | | | | | | | | | 47:21 |
| 12 | HENRIKSEN Peter | | | | | | | | | | | | | | | | | 8:50 |
| 13 | SPELLERBERG Bo | | | | | | | | | 4 | | | | | | | | 11:01 |
| 15 | HANSEN Mikkel | 2/3 | 67 | | | 2/3 | | | | | | | | | | | | 2:57 |
| 19 | NOEDDESBO Jesper | 11/12 | 92 | 9/10 | | | | 2/2 | | 3 | 3 | | 1 | | | | | 56:14 |
| 22 | SARUP Kasper Soendergaard | 1/1 | 100 | | 1/1 | | | | | | | | | | | | | 5:25 |
| 23 | BOLDSSEN Joachim Rietveld | 0/2 | 0 | 0/1 | | 0/1 | | | | 3 | | | 1 | | | | | 44:48 |
| 24 | LINDBERG Hans Ottar | 2/3 | 67 | 0/1 | 1/1 | | | | 1/1 | 2 | | 1 | | | | | | 54:35 |
| 25 | BRUUN JOERGENSEN Klavs | 7/9 | 78 | | | 6/8 | | | 1/1 | 3 | 1 | | | | | | | 27:24 |
| 26 | NIELSEN Kasper | 1/4 | 25 | 0/1 | | 0/1 | | | 1/1 | 0/1 | 1 | 2 | | 1 | 1 | | | 29:37 |
| | Bench/Team | | | | | | | | | | | | | | | | | |
| Totals | | 30/45 | 67 | 11/16 | 4/5 | 8/15 | 2/2 | 4/4 | 1/3 | 19 | 13 | 1 | 5 | 3 | 2 | 0 | 0 | |

| No. | Name | Total Shots | | 6m Shots | | Wing Shots | | 9m Shots | | 7m Shots | | Fast Breaks | | Breakthroughs | |
|---------------|-----------------|-------------|----|----------|-----|------------|----|----------|----|----------|-----|-------------|----|---------------|-----|
| | | S/S | % | S/S | % | S/S | % | S/S | % | S/S | % | S/S | % | S/S | % |
| 1 | HVIDT Kasper | 20/44 | 45 | 0/6 | 0 | 3/8 | 38 | 12/23 | 52 | 3/3 | 100 | 1/3 | 33 | 1/1 | 100 |
| 12 | HENRIKSEN Peter | 1/8 | 13 | 1/1 | 100 | | | 0/3 | 0 | | | 0/2 | 0 | 0/2 | 0 |
| Totals | | 21/52 | 40 | 1/7 | 14 | 3/8 | 38 | 12/26 | 46 | 3/3 | 100 | 1/5 | 20 | 1/3 | 33 |

| Team Shots | Goals | Saves | Missed | Post | Blocked | Total | % |
|---------------|-------|-------|--------|------|---------|-------|-----|
| 6m Shots | 11 | 4 | 0 | 1 | 0 | 16 | 69 |
| Wing Shots | 4 | 1 | 0 | 0 | 0 | 5 | 80 |
| 9m Shots | 8 | 3 | 1 | 0 | 3 | 15 | 53 |
| 7m Shots | 2 | 0 | 0 | 0 | n/a | 2 | 100 |
| Fast Breaks | 4 | 0 | 0 | 0 | 0 | 4 | 100 |
| Breakthroughs | 1 | 2 | 0 | 0 | 0 | 3 | 33 |
| Totals | 30 | 10 | 1 | 1 | 3 | 45 | 67 |

Number of Attacks: 55, Scoring Efficiency: 55%



OSC GYMNASIUM
奥体中心体育馆
GYMNASE DU CSO

TUE 星期二 MAR
12 AUG 2008
19:00

HANDBALL
手球 / HANDBALL

MEN
男子项目 / HOMMES

PRELIMINARY GROUP B - MATCH 11
预赛B组 - 第11场 / PRÉLIMINAIRE GROUPE B - MATCH 11



MATCH TEAM STATISTICS

参赛队技术统计 / STATISTIQUES DU MATCH PAR ÉQUIPE

KOR 31 - 30 DEN
(13 - 14) (18 - 16)

Referees: (17) LICIS R / (18) STOLAROV S (LAT)

DEN - Denmark

Shots Distribution

| Players | | | Goals / Shots | | | |
|-------------|-----------------|--------------------|-----------------------|------------------|-------------|----------------|
| 4 BOESEN L | 6 JOERGENSEN LT | 7 JENSEN J | 9 CHRISTIANSEN LR | 13 SPELLERBERG B | 15 HANSEN M | 19 NOEDDESBO J |
| | 0/1 1/1 | | 1/1 1/1 1/1 | | 1/1 | 1/1 3/3 |
| | | | | | | 1/2 |
| | 1/1 | | 0/1 1/1 | | 1/1 | 3/3 3/3 |
| | 1-Post | 1-Missed 1-Blocked | | | 1-Blocked | |
| 22 SARUP KS | 23 BOLDSSEN JR | 24 LINDBERG HO | 25 BRUUN JOERGENSEN K | 26 NIELSEN K | | |
| | | | 1/1 1/1 | 0/2 | | |
| 1/1 | | 0/1 | 1/1 | 1/1 | | |
| | 0/1 0/1 | 1/1 1/1 | 1/1 3/4 | 0/1 | | |
| | | | 1-Blocked | | | |

| Team | Offence | Defence | Goalkeepers |
|---------------------------|-------------------|-------------------|----------------|
| Goals / Shots | | | Saves / Shots |
| 2/2 2/3 7/9 | 1/3 Breakthroughs | 2/3 Breakthroughs | 1/1 1/3 2/4 |
| 2/2 2/4 | 2/2 2/3 | 4/7 0/0 | 1/3 2/3 |
| 6/8 1/2 8/10 | 7/11 5/7 | 9/22 6/8 | 6/17 3/4 5/17 |
| 1-Missed 1-Post 3-Blocked | 2/2 2/3 1/5 | 1/2 0/0 | 1 HVIDT K |
| | 2/2 7m 2/3 | 4/8 0/3 7m | 1/1 1/2 2/4 |
| | 4/4 Fast Breaks | 4/6 Fast Breaks | 1/1 2/3 |
| | | | 5/14 3/4 5/15 |
| | | | 12 HENRIKSEN P |
| | | | 0/1 |
| | | | 0/2 |
| | | | 1/3 0/2 |

| Legend: | | | | | | | |
|---------|------------------|------|----------------------|------|---------------|-----|---------------|
| % | Efficiency | 2Min | 2 Minute Suspensions | 6m | 6-metre Shots | 7m | 7-metre Shots |
| AS | Assists | BS | Blocked Shots | BT | Breakthroughs | EX | Exclusions |
| G/S | Goals/Shots | n/a | not applicable | RC | Red Cards | S/S | Saves/Shots |
| TF | Technical Faults | TP | Time Played | Wing | Wing Shots | YC | Yellow Cards |
| | | | | | | 9m | 9-metre Shots |
| | | | | | | FB | Fast Breaks |
| | | | | | | ST | Steals |



RESULTS

比赛成绩 / RÉSULTATS

ISL 33 - 29 GER

(17 - 14) (16 - 15)

Referees: (11) BORD G / (12) BUY O (FRA)

ISL - Iceland

| Players | | Shots | | | | | | | | Penalties | | | |
|------------|--------------------------|-------|-----|-----|------|-------|-----|------|-----|-----------|------|----|----|
| No. | Name | G/S | % | 6m | Wing | 9m | 7m | FB | BT | YC | 2Min | RC | EX |
| 1 | GUSTAVSSON Bjorgvin Pall | | | | | | | | | | | | |
| 3 | GEIRSSON Logi | 3/6 | 50 | | | 2/5 | | 1/1 | | | | | |
| 5 | SIGURDSSON Sigfus | | | | | | | | | | | | |
| 6 | HALLGRIMSSON Asgeir Orn | 0/1 | 0 | | | | | 0/1 | | | | | |
| 7 | ATLASON Arnor | 4/10 | 40 | | 0/1 | 2/7 | | 2/2 | | 1 | 1 | | |
| 9 | SIGURDSSON Gudjon Valur | 7/8 | 88 | | 5/5 | 0/1 | | 2/2 | | | | | |
| 10 | GUDJONSSON Snorri Steinn | 8/11 | 73 | 2/3 | | 2/3 | 4/4 | 0/1 | | | | | |
| 11 | STEFANSSON Olafur | 4/7 | 57 | | 0/1 | 4/5 | | | 0/1 | | | | |
| 14 | ASGEIRSSON Sturla | | | | | | | | | | | | |
| 15 | PETERSSON Alexander | 5/7 | 71 | | 1/1 | 1/3 | | 3/3 | | 1 | | | |
| 16 | GUDMUNDSSON Hreidar Levy | | | | | | | | | | | | |
| 17 | JAKOBSSON Sverre Andreas | | | | | | | | | | | 1 | |
| 18 | GUNNARSSON Robert | 2/2 | 100 | 2/2 | | | | | | | | | |
| 19 | INGIMUNDARSON Ingimundur | 0/1 | 0 | | | | | 0/1 | | 1 | | | |
| Bench/Team | | | | | | | | | | | | | |
| Totals | | 33/53 | 62 | 4/5 | 6/8 | 11/24 | 4/4 | 8/11 | 0/1 | 3 | 2 | 0 | 0 |

| Goalkeepers | | Saves | | | | | | | |
|-------------|--------------------------|-------|----|-----|------|------|-----|-----|-----|
| No. | Name | S/S | % | 6m | Wing | 9m | 7m | FB | BT |
| 1 | GUSTAVSSON Bjorgvin Pall | 4/19 | 21 | 0/4 | | 3/10 | 1/2 | 0/1 | 0/2 |
| 16 | GUDMUNDSSON Hreidar Levy | 5/19 | 26 | 0/3 | 0/1 | 4/8 | 0/1 | 1/2 | 0/4 |
| Totals | | 9/38 | 24 | 0/7 | 0/1 | 7/18 | 1/3 | 1/3 | 0/6 |

GER - Germany

| Players | | Shots | | | | | | | | Penalties | | | |
|------------|---------------------|-------|-----|-----|------|-------|-----|-----|-----|-----------|------|----|----|
| No. | Name | G/S | % | 6m | Wing | 9m | 7m | FB | BT | YC | 2Min | RC | EX |
| 1 | FRITZ Henning | | | | | | | | | | 1 | | |
| 2 | HENS Pascal | 2/4 | 50 | | | 2/4 | | | | | | | |
| 4 | ROGGISCH Oliver | | | | | | | | | 1 | 2 | | |
| 5 | KLEIN Dominik | | | | | | | | | | | | |
| 8 | SCHWARZER Christian | 2/2 | 100 | 2/2 | | | | | | | | | |
| 10 | KOHRMANN Oliver | 0/1 | 0 | | | 0/1 | | | | | | | |
| 11 | GLANDORF Holger | 8/13 | 62 | 2/2 | | 4/9 | | 1/1 | 1/1 | | | | |
| 12 | BITTER Johannes | | | | | | | | | | | | |
| 14 | ZEITZ Christian | 0/1 | 0 | | | 0/1 | | | | | | 1 | |
| 15 | JANSEN Torsten | 2/5 | 40 | 0/1 | | | 0/1 | 1/2 | 1/1 | | 1 | | |
| 17 | KLIMOVETS Andrei | | | | | | | | | | | | |
| 18 | KRAUS Michael | 13/16 | 81 | 2/2 | | 5/8 | 2/2 | | 4/4 | 1 | 1 | | |
| 19 | KEHRMANN Florian | 2/3 | 67 | 1/1 | 1/1 | 0/1 | | | | | | | |
| 24 | HAASS Michael | | | | | | | | | | | | |
| Bench/Team | | | | | | | | | | | | | |
| Totals | | 29/45 | 64 | 7/8 | 1/1 | 11/24 | 2/3 | 2/3 | 6/6 | 2 | 5 | 1 | 0 |

| Goalkeepers | | Saves | | | | | | | |
|-------------|-----------------|-------|----|-----|------|------|-----|------|-----|
| No. | Name | S/S | % | 6m | Wing | 9m | 7m | FB | BT |
| 1 | FRITZ Henning | 4/10 | 40 | 0/1 | | 3/6 | | 1/3 | |
| 12 | BITTER Johannes | 9/36 | 25 | 0/3 | 2/8 | 6/14 | 0/4 | 1/7 | |
| Totals | | 13/46 | 28 | 0/4 | 2/8 | 9/20 | 0/4 | 2/10 | 0/0 |

RUNNING SCORE

ISL - GER

| | | 1st Half | | | |
|----------------------|-------------|----------|----------|----------|----------|
| | | 0 (1') | 1 (2') | 1 (3') | 1 (3') |
| GUDJONSSON SS | GLANDORF H | 1 (2') | 1 (3') | 2 (3') | 2 (3') |
| PETERSSON A | KRAUS M | 2 (3') | 3 (4') | 3 (4') | 3 (4') |
| ATLASON A | KRAUS M | 3 (6') | 4 (7') | 5 (11') | 5 (11') |
| STEFANSSON O | HENS P | 4 (7') | 5 (8') | 6 (8') | 6 (8') |
| GUDJONSSON SS | JANSEN T | 5 (10') | 7 (12') | 8 (12') | 8 (12') |
| 14 ASGEIRSSON Sturla | SCHWARZER C | 5 (11') | 8 (15') | 9 (15') | 9 (15') |
| GUDJONSSON SS | KRAUS M | 6 (11') | 9 (17') | 10 (17') | 10 (17') |
| GUDJONSSON SS | GLANDORF H | 6 (12') | 9 (12') | 10 (12') | 10 (12') |
| GUDJONSSON SS | HENS P | 7 (12') | 10 (15') | 11 (15') | 11 (15') |
| GUDJONSSON SS | GLANDORF H | 7 (15') | 10 (15') | 11 (15') | 11 (15') |
| GUDJONSSON SS | KRAUS M | 8 (16') | 11 (17') | 12 (17') | 12 (17') |
| STEFANSSON O | KRAUS M | 9 (18') | 12 (18') | 13 (18') | 13 (18') |
| ATLASON A | GLANDORF H | 10 (18') | 12 (20') | 13 (20') | 13 (20') |
| GUDJONSSON SS | JANSEN T | 11 (20') | 12 (21') | 13 (21') | 13 (21') |
| GEIRSSON L | GLANDORF H | 12 (21') | 13 (22') | 14 (22') | 14 (22') |
| PETERSSON A | KRAUS M | 13 (23') | 14 (25') | 15 (27') | 15 (27') |
| GUDJONSSON SS | KRAUS M | 14 (25') | 16 (28') | 17 (28') | 17 (28') |
| SIGURDSSON GV | JANSEN T | 15 (27') | 14 (29') | 15 (30') | 15 (30') |
| SIGURDSSON GV | JANSEN T | 16 (28') | 14 (30') | 15 (30') | 15 (30') |
| SIGURDSSON GV | JANSEN T | 16 (29') | 14 (30') | 15 (30') | 15 (30') |
| SIGURDSSON GV | JANSEN T | 17 (30') | 14 (30') | 15 (30') | 15 (30') |

2nd Half

| | | | | | |
|---------------------|-------------|----------|----------|----------|----------|
| FRITZ Henning | KEHRMANN F | 17 (32') | 15 (32') | 16 (32') | 16 (32') |
| HENS Pascal | KRAUS M | 17 (33') | 16 (33') | 17 (34') | 17 (34') |
| ROGGISCH Oliver | KRAUS M | 17 (34') | 17 (35') | 18 (35') | 18 (35') |
| KLEIN Dominik | KRAUS M | 17 (35') | 18 (36') | 19 (36') | 19 (36') |
| SCHWARZER Christian | GLANDORF H | 18 (36') | 19 (37') | 20 (37') | 20 (37') |
| KOHRMANN Oliver | KEHRMANN F | 18 (37') | 20 (38') | 21 (38') | 21 (38') |
| GLANDORF Holger | KEHRMANN F | 19 (38') | 20 (38') | 21 (38') | 21 (38') |
| BITTER Johannes | KRAUS M | 20 (39') | 21 (40') | 22 (41') | 22 (41') |
| ZEITZ Christian | KRAUS M | 20 (39') | 21 (41') | 22 (42') | 22 (42') |
| JANSEN Torsten | KRAUS M | 21 (40') | 22 (42') | 23 (43') | 23 (43') |
| KLIMOVETS Andrei | KRAUS M | 22 (41') | 23 (44') | 24 (45') | 24 (45') |
| KRAUS Michael | KRAUS M | 22 (42') | 23 (46') | 24 (46') | 24 (46') |
| KEHRMANN Florian | GLANDORF H | 23 (43') | 24 (47') | 25 (47') | 25 (47') |
| HAASS Michael | KRAUS M | 24 (45') | 25 (50') | 26 (50') | 26 (50') |
| Bench/Team | KRAUS M | 24 (46') | 25 (50') | 26 (52') | 26 (52') |
| Totals | KRAUS M | 24 (47') | 25 (50') | 26 (52') | 26 (52') |
| STEFANSSON O | GLANDORF H | 25 (50') | 26 (53') | 27 (53') | 27 (53') |
| PETERSSON A | GLANDORF H | 25 (50') | 26 (55') | 27 (55') | 27 (55') |
| PETERSSON A | GLANDORF H | 26 (52') | 27 (56') | 28 (56') | 28 (56') |
| PETERSSON A | GLANDORF H | 27 (53') | 28 (57') | 29 (57') | 29 (57') |
| PETERSSON A | GLANDORF H | 27 (53') | 28 (58') | 29 (58') | 29 (58') |
| SIGURDSSON GV | GLANDORF H | 28 (55') | 29 (59') | 30 (59') | 30 (59') |
| GUNNARSSON R | KRAUS M | 29 (56') | 30 (58') | 31 (58') | 31 (58') |
| ATLASON A | KRAUS M | 30 (57') | 31 (59') | 32 (59') | 32 (59') |
| ATLASON A | GLANDORF H | 30 (58') | 32 (60') | 33 (60') | 33 (60') |
| SIGURDSSON GV | KRAUS M | 31 (58') | 33 (60') | 34 (60') | 34 (60') |
| ATLASON A | KRAUS M | 32 (59') | 34 (61') | 35 (61') | 35 (61') |
| ATLASON A | KRAUS M | 32 (59') | 35 (62') | 36 (62') | 36 (62') |
| SIGURDSSON GV | KRAUS M | 33 (60') | 36 (63') | 37 (63') | 37 (63') |
| SIGURDSSON GV | SCHWARZER C | 33 (60') | 37 (64') | 38 (64') | 38 (64') |
| SIGURDSSON GV | SCHWARZER C | 33 (60') | 38 (65') | 39 (65') | 39 (65') |

| Legend: | |
|---------|----------------------|
| % | Efficiency |
| BT | Breakthroughs |
| S/S | Saves/Shots |
| 2Min | 2 Minute Suspensions |
| EX | Exclusions |
| Wing | Wing Shots |
| 6m | 6-metre Shots |
| FB | Fast Breaks |
| YC | Yellow Cards |
| 7m | 7-metre Shots |
| G/S | Goals/Shots |
| 9m | 9-metre Shots |
| RC | Red Cards |



MATCH TEAM STATISTICS

参赛队技术统计 / STATISTIQUES DU MATCH PAR ÉQUIPE

ISL 33 - 29 GER

(17 - 14) (16 - 15)

Referees: (11) BORD G / (12) BUY O (FRA)

ISL - Iceland

| No. | Name | Shots | | | | | | | | Offence | | Defence | | Penalties | | | | TP |
|---------------|--------------------------|-------|-----|-----|------|-------|-----|------|-----|---------|----|---------|----|-----------|------|----|----|-------|
| | | G/S | % | 6m | Wing | 9m | 7m | FB | BT | AS | TF | ST | BS | YC | 2Min | RC | EX | |
| 1 | GUSTAVSSON Bjorgvin Pall | | | | | | | | | 1 | | | | | | | | 28:22 |
| 3 | GEIRSSON Logi | 3/6 | 50 | | | 2/5 | | 1/1 | | 2 | 2 | 2 | | | | | | 25:07 |
| 5 | SIGURDSSON Sigfus | | | | | | | | | | | | | | | | | 2:06 |
| 6 | HALLGRIMSSON Asgeir Orn | 0/1 | 0 | | | | | 0/1 | | | | 1 | | | | | | 27:43 |
| 7 | ATLASON Amor | 4/10 | 40 | | 0/1 | 2/7 | | 2/2 | | 4 | | | | 1 | 1 | | | 38:08 |
| 9 | SIGURDSSON Gudjon Valur | 7/8 | 88 | | 5/5 | 0/1 | | 2/2 | | 2 | 1 | 2 | | | | | | 60:00 |
| 10 | GUDJONSSON Snorri Steinn | 8/11 | 73 | 2/3 | | 2/3 | 4/4 | 0/1 | | 2 | 3 | | | | | | | 23:33 |
| 11 | STEFANSSON Olafur | 4/7 | 57 | | 0/1 | 4/5 | | | 0/1 | 2 | 3 | | | | | | | 47:32 |
| 14 | ASGEIRSSON Sturla | | | | | | | | | | | | | | | | | |
| 15 | PETERSSON Alexander | 5/7 | 71 | | 1/1 | 1/3 | | 3/3 | | 1 | | 2 | 1 | 1 | | | | 46:11 |
| 16 | GUDMUNDSSON Hreidar Levy | | | | | | | | | | | | | | | | | 31:38 |
| 17 | JAKOBSSON Sverre Andreas | | | | | | | | | | | 1 | 1 | | 1 | | | 31:01 |
| 18 | GUNNARSSON Robert | 2/2 | 100 | 2/2 | | | | | | 3 | 3 | | | | | | | 24:06 |
| 19 | INGIMUNDARSON Ingimundur | 0/1 | 0 | | | | | 0/1 | | | 1 | | 1 | 1 | | | | 31:58 |
| | Bench/Team | | | | | | | | | | | | | | | | | |
| Totals | | 33/53 | 62 | 4/5 | 6/8 | 11/24 | 4/4 | 8/11 | 0/1 | 17 | 13 | 8 | 3 | 3 | 2 | 0 | 0 | |

| No. | Name | Total Shots | | 6m Shots | | Wing Shots | | 9m Shots | | 7m Shots | | Fast Breaks | | Breakthroughs | |
|---------------|--------------------------|-------------|----|----------|---|------------|---|----------|----|----------|----|-------------|----|---------------|---|
| | | S/S | % | S/S | % | S/S | % | S/S | % | S/S | % | S/S | % | S/S | % |
| 1 | GUSTAVSSON Bjorgvin Pall | 4/19 | 21 | 0/4 | 0 | | | 3/10 | 30 | 1/2 | 50 | 0/1 | 0 | 0/2 | 0 |
| 16 | GUDMUNDSSON Hreidar Levy | 5/19 | 26 | 0/3 | 0 | 0/1 | 0 | 4/8 | 50 | 0/1 | 0 | 1/2 | 50 | 0/4 | 0 |
| Totals | | 9/38 | 24 | 0/7 | 0 | 0/1 | 0 | 7/18 | 39 | 1/3 | 33 | 1/3 | 33 | 0/6 | 0 |

| Team Shots | Goals | Saves | Missed | Post | Blocked | Total | % |
|---------------|-------|-------|--------|------|---------|-------|-----|
| 6m Shots | 4 | 0 | 1 | 0 | 0 | 5 | 80 |
| Wing Shots | 6 | 2 | 0 | 0 | 0 | 8 | 75 |
| 9m Shots | 11 | 9 | 1 | 0 | 3 | 24 | 46 |
| 7m Shots | 4 | 0 | 0 | 0 | n/a | 4 | 100 |
| Fast Breaks | 8 | 2 | 1 | 0 | 0 | 11 | 73 |
| Breakthroughs | 0 | 0 | 1 | 0 | 0 | 1 | 0 |
| Totals | 33 | 13 | 4 | 0 | 3 | 53 | 62 |

Number of Attacks: 60, Scoring Efficiency: 55%



OSC GYMNASIUM
 奥体中心体育馆
 GYMNASE DU CSO

TUE 星期二 MAR
 12 AUG 2008
 20:45

HANDBALL
 手球 / HANDBALL

MEN
 男子项目 / HOMMES

PRELIMINARY GROUP B - MATCH 12
 预赛B组 - 第12场 / PRÉLIMINAIRE GROUPE B - MATCH 12



MATCH TEAM STATISTICS

参赛队技术统计 / STATISTIQUES DU MATCH PAR ÉQUIPE

ISL 33 - 29 GER
 (17 - 14) (16 - 15)

Referees: (11) BORD G / (12) BUY O (FRA)

ISL - Iceland

Shots Distribution

Players
Goals / Shots

| | | | | | | |
|-----------------|----------------|-------------------|-----------------|--------------------|--------------------|-----------------|
| 3 GEIRSSON L | 5 SIGURDSSON S | 6 HALLGRIMSSON AO | 7 ATLASON A | 9 SIGURDSSON GV | 10 GUDJONSSON SS | 11 STEFANSSON O |
| 1/1 | | | 0/1 1/1 | | 1/1 | 1/1 |
| | | | 0/2 0/1 | 1/1 | 2/2 1/1 | 0/1 |
| 2/2 0/1 0/1 | | 0/1 | 0/1 0/1 3/3 | 3/3 2/2 1/1 | 2/3 2/2 | 1/1 1/1 1/1 |
| 1-Missed | | | | 1-Blocked 1-Missed | 1-Blocked 1-Missed | 1-Blocked |
| 14 ASGEIRSSON S | 15 PETERSSON A | 17 JAKOBSSON SA | 18 GUNNARSSON R | 19 INGIMUNDARSON I | | |
| | 1/1 1/1 | | 1/1 | | | |
| | 1/1 | | | | | |
| | 1/2 1/1 0/1 | | 1/1 | | | |
| | | | | 1-Missed | | |

| | | | | | | | | | | | | | | | | | | | | | | | | | | | | | | | | | | | | | | | |
|--|----------------|----------------|--------------------|-----|--|-----|------|-----|------|--|--|--|-----|-----|-----|-----|-----|-----|-----|-----|-----|-----|--|-----|-----|--|-----|-----|-----|-----|-----|-----|--|-----|-----|-----|-----|-----|-----|
| Team | Offence | Defence | Goalkeepers | | | | | | | | | | | | | | | | | | | | | | | | | | | | | | | | | | | | |
| Goals / Shots | | | Saves / Shots | | | | | | | | | | | | | | | | | | | | | | | | | | | | | | | | | | | | |
| <table border="1"> <tr><td>1/2</td><td>2/2</td><td>4/4</td></tr> <tr><td>4/6</td><td></td><td>1/3</td></tr> <tr><td>9/12</td><td>4/7</td><td>8/10</td></tr> </table> <p>4-Missed 3-Blocked</p> | 1/2 | 2/2 | 4/4 | 4/6 | | 1/3 | 9/12 | 4/7 | 8/10 | | | <table border="1"> <tr><td>0/4</td><td>0/1</td><td>0/3</td></tr> <tr><td>2/7</td><td>1/1</td><td>2/7</td></tr> <tr><td>1/6</td><td>3/4</td><td>0/5</td></tr> </table> <p>1 GUSTAVSSON BP</p> <table border="1"> <tr><td>0/2</td><td></td><td>0/3</td></tr> <tr><td>1/4</td><td></td><td>2/3</td></tr> <tr><td>0/3</td><td>1/2</td><td>0/2</td></tr> </table> <p>16 GUDMUNDSSON HL</p> <table border="1"> <tr><td>0/2</td><td>0/1</td><td></td></tr> <tr><td>1/3</td><td>1/1</td><td>0/4</td></tr> <tr><td>1/3</td><td>2/2</td><td>0/3</td></tr> </table> | 0/4 | 0/1 | 0/3 | 2/7 | 1/1 | 2/7 | 1/6 | 3/4 | 0/5 | 0/2 | | 0/3 | 1/4 | | 2/3 | 0/3 | 1/2 | 0/2 | 0/2 | 0/1 | | 1/3 | 1/1 | 0/4 | 1/3 | 2/2 | 0/3 |
| 1/2 | 2/2 | 4/4 | | | | | | | | | | | | | | | | | | | | | | | | | | | | | | | | | | | | | |
| 4/6 | | 1/3 | | | | | | | | | | | | | | | | | | | | | | | | | | | | | | | | | | | | | |
| 9/12 | 4/7 | 8/10 | | | | | | | | | | | | | | | | | | | | | | | | | | | | | | | | | | | | | |
| 0/4 | 0/1 | 0/3 | | | | | | | | | | | | | | | | | | | | | | | | | | | | | | | | | | | | | |
| 2/7 | 1/1 | 2/7 | | | | | | | | | | | | | | | | | | | | | | | | | | | | | | | | | | | | | |
| 1/6 | 3/4 | 0/5 | | | | | | | | | | | | | | | | | | | | | | | | | | | | | | | | | | | | | |
| 0/2 | | 0/3 | | | | | | | | | | | | | | | | | | | | | | | | | | | | | | | | | | | | | |
| 1/4 | | 2/3 | | | | | | | | | | | | | | | | | | | | | | | | | | | | | | | | | | | | | |
| 0/3 | 1/2 | 0/2 | | | | | | | | | | | | | | | | | | | | | | | | | | | | | | | | | | | | | |
| 0/2 | 0/1 | | | | | | | | | | | | | | | | | | | | | | | | | | | | | | | | | | | | | | |
| 1/3 | 1/1 | 0/4 | | | | | | | | | | | | | | | | | | | | | | | | | | | | | | | | | | | | | |
| 1/3 | 2/2 | 0/3 | | | | | | | | | | | | | | | | | | | | | | | | | | | | | | | | | | | | | |



MATCH TEAM STATISTICS

参赛队技术统计 / STATISTIQUES DU MATCH PAR ÉQUIPE

ISL 33 - 29 GER

(17 - 14) (16 - 15)

Referees: (11) BORD G / (12) BUY O (FRA)

GER - Germany

| No. | Name | Shots | | | | | | | | Offence | | Defence | | Penalties | | | | TP | | |
|---------------|---------------------|-------|-----|-----|------|-------|-----|-----|-----|---------|----|---------|----|-----------|------|----|----|----|---|-------|
| | | G/S | % | 6m | Wing | 9m | 7m | FB | BT | AS | TF | ST | BS | YC | 2Min | RC | EX | | | |
| 1 | FRITZ Henning | | | | | | | | | | | | | | | | 1 | | | 17:05 |
| 2 | HENS Pascal | 2/4 | 50 | | | 2/4 | | | | 2 | 2 | 1 | | | | | | | | 24:00 |
| 4 | ROGGISCH Oliver | | | | | | | | | | | 2 | 1 | | 2 | | | | | 28:50 |
| 5 | KLEIN Dominik | | | | | | | | | | | | | | | | | | | 12:56 |
| 8 | SCHWARZER Christian | 2/2 | 100 | 2/2 | | | | | | | 3 | | | | | | | | | 38:41 |
| 10 | KOHRMANN Oliver | 0/1 | 0 | | | 0/1 | | | | | 1 | | | | | | | | | 14:49 |
| 11 | GLANDORF Holger | 8/13 | 62 | 2/2 | | 4/9 | | 1/1 | 1/1 | 1 | 3 | | 1 | | | | | | | 55:41 |
| 12 | BITTER Johannes | | | | | | | | | | | | | | | | | | | 46:54 |
| 14 | ZEITZ Christian | 0/1 | 0 | | | 0/1 | | | | | | | | | | | | | 1 | 5:15 |
| 15 | JANSEN Torsten | 2/5 | 40 | 0/1 | | | 0/1 | 1/2 | 1/1 | | 2 | | | | | | | 1 | | 47:56 |
| 17 | KLIMOVETS Andrei | | | | | | | | | | | | | | | | | | | 14:11 |
| 18 | KRAUS Michael | 13/16 | 81 | 2/2 | | 5/8 | 2/2 | | 4/4 | 1 | 4 | | | 1 | 1 | | | | | 37:05 |
| 19 | KEHRMANN Florian | 2/3 | 67 | 1/1 | 1/1 | 0/1 | | | | 1 | 3 | 3 | | | | | | | | 60:00 |
| 24 | HAASS Michael | | | | | | | | | 1 | 2 | | | | | | | | | 16:37 |
| | Bench/Team | | | | | | | | | | | | | | | | | | | |
| Totals | | 29/45 | 64 | 7/8 | 1/1 | 11/24 | 2/3 | 2/3 | 6/6 | 6 | 20 | 4 | 3 | 2 | 5 | 1 | 0 | | | |

| No. | Name | Total Shots | | 6m Shots | | Wing Shots | | 9m Shots | | 7m Shots | | Fast Breaks | | Breakthroughs | |
|---------------|-----------------|-------------|----|----------|---|------------|----|----------|----|----------|---|-------------|----|---------------|---|
| | | S/S | % | S/S | % | S/S | % | S/S | % | S/S | % | S/S | % | S/S | % |
| 1 | FRITZ Henning | 4/10 | 40 | 0/1 | 0 | | | 3/6 | 50 | | | 1/3 | 33 | | |
| 12 | BITTER Johannes | 9/36 | 25 | 0/3 | 0 | 2/8 | 25 | 6/14 | 43 | 0/4 | 0 | 1/7 | 14 | | |
| Totals | | 13/46 | 28 | 0/4 | 0 | 2/8 | 25 | 9/20 | 45 | 0/4 | 0 | 2/10 | 20 | 0/0 | 0 |

| Team Shots | Goals | Saves | Missed | Post | Blocked | Total | % |
|---------------|-------|-------|--------|------|---------|-------|-----|
| 6m Shots | 7 | 0 | 0 | 0 | 1 | 8 | 88 |
| Wing Shots | 1 | 0 | 0 | 0 | 0 | 1 | 100 |
| 9m Shots | 11 | 7 | 3 | 1 | 2 | 24 | 46 |
| 7m Shots | 2 | 1 | 0 | 0 | n/a | 3 | 67 |
| Fast Breaks | 2 | 1 | 0 | 0 | 0 | 3 | 67 |
| Breakthroughs | 6 | 0 | 0 | 0 | 0 | 6 | 100 |
| Totals | 29 | 9 | 3 | 1 | 3 | 45 | 64 |

Number of Attacks: 61, Scoring Efficiency: 48%



OSC GYMNASIUM
 奥体中心体育馆
 GYMNASE DU CSO

TUE 星期二 MAR
 12 AUG 2008
 20:45

HANDBALL
 手球 / HANDBALL

MEN
 男子项目 / HOMMES

PRELIMINARY GROUP B - MATCH 12
 预赛B组 - 第12场 / PRÉLIMINAIRE GROUPE B - MATCH 12



MATCH TEAM STATISTICS

参赛队技术统计 / STATISTIQUES DU MATCH PAR ÉQUIPE

ISL 33 - 29 GER
 (17 - 14) (16 - 15)

Referees: (11) BORD G / (12) BUY O (FRA)

GER - Germany

Shots Distribution

| Players | | | Goals / Shots | | | |
|-----------------|----------------|------------|--------------------|---------------|---------------|------------|
| 2 HENS P | 4 ROGGISCH O | 5 KLEIN D | 8 SCHWARZER C | 10 KOHRMANN O | 11 GLANDORF H | 14 ZEITZ C |
| 1/1 | | | 1/1 | 0/1 | 1/1 2/3 2/4 | |
| 1/1 | | | 1/1 | | 1/1 0/1 2/2 | |
| 1-Missed 1-Post | | | 1-Blocked | | | |
| 15 JANSEN T | 17 KLIMOVETS A | 18 KRAUS M | 19 KEHRMANN F | 24 HAASS M | | |
| 1/1 | | 2/2 2/2 | 1/1 1/1 | | | |
| | | 2/2 2/2 | | | | |
| 1/1 0/2 | | 2/3 3/3 | | | | |
| 1-Blocked | | 1-Missed | 1-Blocked 1-Missed | | | |

| Team | Offence | Defence | Goalkeepers |
|---------------------------|---------------------|-------------------|---------------|
| Goals / Shots | | | Saves / Shots |
| 4/4 1/1 3/3 | 6/6 Breakthroughs | 0/1 Breakthroughs | 1/2 0/2 0/4 |
| 5/7 0/1 5/7 | 1/1 4/4 1/4 | 1/6 2/2 | 2/6 2/3 |
| 5/6 1/4 5/5 | 2/2 9/17 | 2/3 | 3/12 3/7 2/10 |
| 3-Missed 1-Post 3-Blocked | 2/3 7m 1/2 1/3 | 2/5 0/0 | 1 FRITZ H |
| | 0/0 2/3 Fast Breaks | 8/11 Fast Breaks | 0/1 0/1 0/1 |
| | | | 2/3 2/4 |
| | | | 12 BITTER J |
| | | | 1/1 0/1 0/3 |
| | | | 2/6 2/3 |
| | | | 1/9 1/3 2/10 |

| Legend: | | | | | | | |
|---------|------------------|------|----------------------|------|---------------|-----|---------------|
| % | Efficiency | 2Min | 2 Minute Suspensions | 6m | 6-metre Shots | 7m | 7-metre Shots |
| AS | Assists | BS | Blocked Shots | BT | Breakthroughs | EX | Exclusions |
| G/S | Goals/Shots | n/a | not applicable | RC | Red Cards | S/S | Saves/Shots |
| TF | Technical Faults | TP | Time Played | Wing | Wing Shots | YC | Yellow Cards |
| | | | | | | 9m | 9-metre Shots |
| | | | | | | FB | Fast Breaks |
| | | | | | | ST | Steals |



RESULTS

比赛成绩 / RÉSULTATS

GER 25 - 23 EGY

(14 - 14) (11 - 9)

Referees: (25) KRSTIC N / (26) LJUBIC P (SLO)

GER - Germany

| Players | | Shots | | | | | | | | Penalties | | | |
|------------|---------------------------|-------|-----|-----|------|-------|-----|-----|-----|-----------|------|----|----|
| No. | Name | G/S | % | 6m | Wing | 9m | 7m | FB | BT | YC | 2Min | RC | EX |
| 1 | FRITZ Henning | | | | | | | | | | | | |
| 4 | ROGGISCH Oliver | | | | | | | | | 1 | 1 | | |
| 5 | KLEIN Dominik | 1/2 | 50 | | 0/1 | | | 1/1 | | | | | |
| 8 | SCHWARZER Christian | 1/4 | 25 | 1/4 | | | | | | | | | |
| 10 | KOHRMANN Oliver | 1/2 | 50 | 1/1 | | | | | 0/1 | | 1 | | |
| 11 | GLANDORF Holger | 7/10 | 70 | | 0/1 | 7/9 | | | | 1 | | | |
| 12 | BITTER Johannes | | | | | | | | | | | | |
| 13 | CHRISTOPHERSEN Sven-Soren | | | | | | | | | | | | |
| 14 | ZEITZ Christian | | | | | | | | | | | | |
| 15 | JANSEN Torsten | 2/6 | 33 | | 1/4 | | 1/2 | | | | 1 | | |
| 17 | KLIMOVETS Andrei | 1/1 | 100 | 1/1 | | | | | | | 2 | | |
| 18 | KRAUS Michael | 6/14 | 43 | 1/1 | 0/1 | 4/9 | 1/1 | 0/1 | 0/1 | | | | |
| 19 | KEHRMANN Florian | 6/9 | 67 | | 2/4 | | | 3/4 | 1/1 | 1 | | | |
| 24 | HAASS Michael | | | | | | | | | | | | |
| Bench/Team | | | | | | | | | | | | | |
| Totals | | 25/48 | 52 | 4/7 | 3/11 | 11/18 | 2/3 | 4/6 | 1/3 | 3 | 5 | 0 | 0 |

| Goalkeepers | | Saves | | | | | | | |
|-------------|-----------------|-------|----|-----|------|-------|-----|-----|-----|
| No. | Name | S/S | % | 6m | Wing | 9m | 7m | FB | BT |
| 1 | FRITZ Henning | | | | | | | | |
| 12 | BITTER Johannes | 21/44 | 48 | 1/5 | 2/3 | 14/26 | | 3/8 | 1/2 |
| Totals | | 21/44 | 48 | 1/5 | 2/3 | 14/26 | 0/0 | 3/8 | 1/2 |

EGY - Egypt

| Players | | Shots | | | | | | | | Penalties | | | |
|------------|------------------------|-------|-----|-----|------|-------|-----|-----|-----|-----------|------|----|----|
| No. | Name | G/S | % | 6m | Wing | 9m | 7m | FB | BT | YC | 2Min | RC | EX |
| 4 | MABROUK Hussein | | | | | | | | | | 2 | | |
| 5 | HUSSEIN Moustafa | 2/5 | 40 | | 1/3 | | | 1/2 | | 1 | 2 | | |
| 6 | EL AHMAR Ahmed | 4/10 | 40 | | 0/1 | 4/7 | | 0/2 | | | | | |
| 8 | RAMADAN Mohamed | 1/1 | 100 | 1/1 | | | | | | | 1 | | |
| 10 | ABDELRAZEK Abouelfetoh | 2/4 | 50 | 1/1 | | 1/3 | | | | | | | |
| 11 | HASSABALLAH Mahmoud | | | | | | | | | 1 | | | |
| 12 | NAKIB Mohamed | | | | | | | | | | | | |
| 14 | MABROUK Hassan | 0/1 | 0 | | | 0/1 | | | | 1 | 1 | | |
| 15 | ABD ELSALAM Mohamed | 3/10 | 30 | 1/1 | 0/1 | 1/7 | | 1/1 | | | | | |
| 16 | ABDEL MAKSOUD Walid | | | | | | | | | | | | |
| 17 | MABROUK Belal | 2/2 | 100 | | | | | 2/2 | | | | | |
| 18 | EL FAKHARANY Hany | 1/1 | 100 | 1/1 | | | | | | | | | |
| 19 | YOUSRY Hassan | 1/2 | 50 | | | | | | 1/2 | | | | |
| 20 | ZAKY Hussein | 7/13 | 54 | 0/1 | | 6/11 | | 1/1 | | | 2 | | |
| Bench/Team | | | | | | | | | | 1 | | | |
| Totals | | 23/49 | 47 | 4/5 | 1/5 | 12/29 | 0/0 | 5/8 | 1/2 | 4 | 8 | 0 | 0 |

| Goalkeepers | | Saves | | | | | | | |
|-------------|---------------------|-------|----|-----|------|------|-----|-----|-----|
| No. | Name | S/S | % | 6m | Wing | 9m | 7m | FB | BT |
| 12 | NAKIB Mohamed | 16/38 | 42 | 3/7 | 6/9 | 4/12 | 0/2 | 1/5 | 2/3 |
| 16 | ABDEL MAKSOUD Walid | 0/3 | 0 | | | 0/3 | | | |
| Totals | | 16/41 | 39 | 3/7 | 6/9 | 4/15 | 0/2 | 1/5 | 2/3 |

RUNNING SCORE

GER - EGY

1st Half

| | |
|-------------|---------------|
| 0 (1') 1 | EL AHMAR A |
| 1 (2') 1 | JANSEN T |
| 2 (2') 1 | KEHRMANN F |
| 2 (3') 2 | ZAKY H |
| 3 (4') 2 | KOHRMANN O |
| 3 (4') 3 | ABD ELSALAM M |
| 4 (6') 3 | KLIMOVETS A |
| 4 (6') 4 | ABD ELSALAM M |
| 5 (6') 4 | GLANDORF H |
| 6 (8') 4 | JANSEN T |
| 7 (9') 4 | KRAUS M |
| 7 (10') 5 | ZAKY H |
| 7 (11') 6 | EL AHMAR A |
| 8 (12') 6 | GLANDORF H |
| 9 (13') 6 | KEHRMANN F |
| 9 (14') 7 | ZAKY H |
| 9 (15') 8 | HUSSEIN M |
| 10 (16') 8 | KEHRMANN F |
| 11 (16') 8 | GLANDORF H |
| 11 (18') 9 | ZAKY H |
| 11 (22') 10 | RAMADAN M |
| 12 (22') 10 | KEHRMANN F |
| 12 (23') 11 | EL AHMAR A |
| 12 (25') 12 | ZAKY H |
| 13 (26') 12 | KRAUS M |
| 13 (28') 13 | ZAKY H |
| 14 (28') 13 | SCHWARZER C |
| 14 (30') 14 | ZAKY H |

2nd Half

| | |
|-------------|----------------|
| 15 (31') 14 | GLANDORF H |
| 16 (32') 14 | KRAUS M |
| 16 (33') 15 | EL FAKHARANY H |
| 17 (34') 15 | GLANDORF H |
| 18 (35') 15 | GLANDORF H |
| 18 (39') 16 | EL AHMAR A |
| 18 (39') 17 | HUSSEIN M |
| 19 (40') 17 | KRAUS M |
| 19 (42') 18 | ABD ELSALAM M |
| 19 (42') 19 | MABROUK B |
| 20 (43') 19 | KEHRMANN F |
| 21 (46') 19 | GLANDORF H |
| 21 (48') 20 | ABDELRAZEK A |
| 21 (49') 21 | ABDELRAZEK A |
| 22 (50') 21 | KEHRMANN F |
| 22 (53') 22 | MABROUK B |
| 23 (54') 22 | KRAUS M |
| 23 (56') 23 | YOUSRY H |
| 24 (57') 23 | KRAUS M |
| 25 (58') 23 | KLEIN D |

Legend:

| | | | | | | | | | |
|-----|---------------|------|----------------------|----|---------------|-----|---------------|----|---------------|
| % | Efficiency | 2Min | 2 Minute Suspensions | 6m | 6-metre Shots | 7m | 7-metre Shots | 9m | 9-metre Shots |
| BT | Breakthroughs | EX | Exclusions | FB | Fast Breaks | G/S | Goals/Shots | RC | Red Cards |
| S/S | Saves/Shots | Wing | Wing Shots | YC | Yellow Cards | | | | |



MATCH TEAM STATISTICS

参赛队技术统计 / STATISTIQUES DU MATCH PAR ÉQUIPE

GER 25 - 23 EGY

(14 - 14) (11 - 9)

Referees: (25) KRSTIC N / (26) LJUBIC P (SLO)

GER - Germany

| No. | Name | Shots | | | | | | | | Offence | | Defence | | Penalties | | | TP | |
|---------------|---------------------------|-------|-----|-----|------|-------|-----|-----|-----|---------|----|---------|----|-----------|------|----|----|-------|
| | | G/S | % | 6m | Wing | 9m | 7m | FB | BT | AS | TF | ST | BS | YC | 2Min | RC | | EX |
| 1 | FRITZ Henning | | | | | | | | | | | | | | | | | |
| 4 | ROGGISCH Oliver | | | | | | | | | | | 1 | | 1 | 1 | | | 27:06 |
| 5 | KLEIN Dominik | 1/2 | 50 | | 0/1 | | | | | | 1 | | | | | | | 15:01 |
| 8 | SCHWARZER Christian | 1/4 | 25 | 1/4 | | | | | | | | 1 | | | | | | 16:33 |
| 10 | KOHRMANN Oliver | 1/2 | 50 | 1/1 | | | | | | 0/1 | 2 | 5 | | | 1 | | | 45:59 |
| 11 | GLANDORF Holger | 7/10 | 70 | | 0/1 | 7/9 | | | | | 2 | | | 1 | | | | 60:00 |
| 12 | BITTER Johannes | | | | | | | | | 1 | 1 | | | | | | | 60:00 |
| 13 | CHRISTOPHERSEN Sven-Soren | | | | | | | | | | | | | | | | | |
| 14 | ZEITZ Christian | | | | | | | | | | | | | | | | | |
| 15 | JANSEN Torsten | 2/6 | 33 | | 1/4 | | 1/2 | | | | | | 1 | | | 1 | | 49:40 |
| 17 | KLIMOVETS Andrei | 1/1 | 100 | 1/1 | | | | | | | 3 | | | | 2 | | | 40:08 |
| 18 | KRAUS Michael | 6/14 | 43 | 1/1 | 0/1 | 4/9 | 1/1 | 0/1 | 0/1 | 2 | | 1 | | | | | | 45:33 |
| 19 | KEHRMANN Florian | 6/9 | 67 | | 2/4 | | | 3/4 | 1/1 | 1 | 5 | | | 1 | | | | 60:00 |
| 24 | HAASS Michael | | | | | | | | | | | | | | | | | |
| | Bench/Team | | | | | | | | | | | | | | | | | |
| Totals | | 25/48 | 52 | 4/7 | 3/11 | 11/18 | 2/3 | 4/6 | 1/3 | 11 | 12 | 3 | 1 | 3 | 5 | 0 | 0 | |

| No. | Name | Total Shots | | 6m Shots | | Wing Shots | | 9m Shots | | 7m Shots | | Fast Breaks | | Breakthroughs | |
|---------------|-----------------|-------------|----|----------|----|------------|----|----------|----|----------|---|-------------|----|---------------|----|
| | | S/S | % | S/S | % | S/S | % | S/S | % | S/S | % | S/S | % | S/S | % |
| 1 | FRITZ Henning | | | | | | | | | | | | | | |
| 12 | BITTER Johannes | 21/44 | 48 | 1/5 | 20 | 2/3 | 67 | 14/26 | 54 | | | 3/8 | 38 | 1/2 | 50 |
| Totals | | 21/44 | 48 | 1/5 | 20 | 2/3 | 67 | 14/26 | 54 | 0/0 | 0 | 3/8 | 38 | 1/2 | 50 |

| Team Shots | Goals | Saves | Missed | Post | Blocked | Total | % |
|---------------|-------|-------|--------|------|---------|-------|----|
| 6m Shots | 4 | 3 | 0 | 0 | 0 | 7 | 57 |
| Wing Shots | 3 | 6 | 2 | 0 | 0 | 11 | 27 |
| 9m Shots | 11 | 4 | 0 | 1 | 2 | 18 | 61 |
| 7m Shots | 2 | 0 | 0 | 1 | n/a | 3 | 67 |
| Fast Breaks | 4 | 1 | 0 | 1 | 0 | 6 | 67 |
| Breakthroughs | 1 | 2 | 0 | 0 | 0 | 3 | 33 |
| Totals | 25 | 16 | 2 | 3 | 2 | 48 | 52 |

Number of Attacks: 54, Scoring Efficiency: 46%



MATCH TEAM STATISTICS

参赛队技术统计 / STATISTIQUES DU MATCH PAR ÉQUIPE

GER 25 - 23 EGY
(14 - 14) (11 - 9)

Referees: (25) KRSTIC N / (26) LJUBIC P (SLO)

GER - Germany

Shots Distribution

Players

Goals / Shots

| | | | | | | |
|--------------|-----------|---------------|---------------|---------------|---------------------|------------|
| 4 ROGGISCH O | 5 KLEIN D | 8 SCHWARZER C | 10 KOHRMANN O | 11 GLANDORF H | 13 CHRISTOPHERSEN S | 14 ZEITZ C |
| | | 0/1 | | 1/1 3/3 | | |
| | | | | 1/2 1/1 | | |
| | 0/1 1/1 | 1/1 0/2 | 1/1 0/1 | 0/1 1/1 | | |

1-Blocked

| | | | | |
|-------------|----------------|------------|---------------|------------|
| 15 JANSEN T | 17 KLIMOVETS A | 18 KRAUS M | 19 KEHRMANN F | 24 HAASS M |
| | | 2/3 1/3 | 2/2 1/1 | |
| 0/1 | | 0/1 2/2 | 1/1 0/1 | |
| 1/1 0/2 | 1/1 | 1/2 | 1/1 1/1 | |

1-Post

2-Post 1-Blocked 2-Missed

Team

Offence

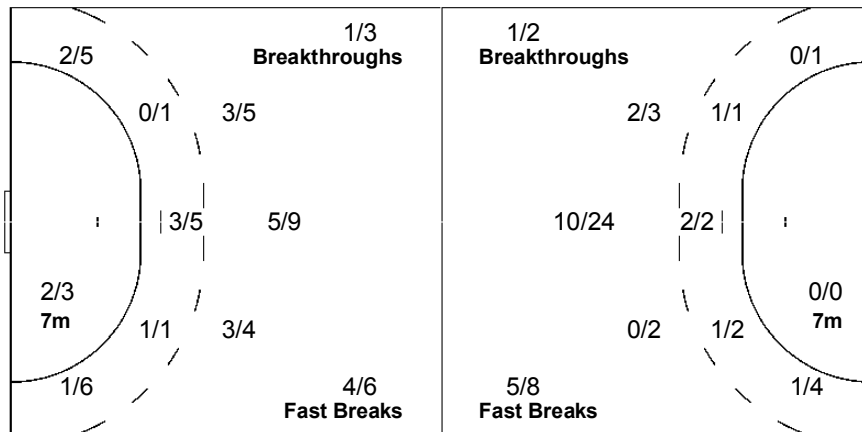
Defence

Goalkeepers

Goals / Shots

| | | |
|-----|-----|-----|
| 5/6 | 1/1 | 5/8 |
| 2/5 | | 3/4 |
| 5/6 | 1/3 | 3/8 |

2-Missed 3-Post 2-Blocked



Saves / Shots

| | | |
|-----|-----|------|
| 0/2 | 1/1 | 0/1 |
| 3/6 | 1/1 | 8/10 |
| 2/7 | 2/4 | 4/12 |

1 FRITZ H

| | | |
|--|--|--|
| | | |
| | | |
| | | |

12 BITTER J

| | | |
|-----|-----|------|
| 0/2 | 1/1 | 0/1 |
| 3/6 | 1/1 | 8/10 |
| 2/7 | 2/4 | 4/12 |



MATCH TEAM STATISTICS

参赛队技术统计 / STATISTIQUES DU MATCH PAR ÉQUIPE

GER 25 - 23 EGY

(14 - 14) (11 - 9)

Referees: (25) KRSTIC N / (26) LJUBIC P (SLO)

EGY - Egypt

| No. | Name | Shots | | | | | | | | Offence | | Defence | | Penalties | | | TP | |
|---------------|------------------------|-------|-----|-----|------|-------|-----|-----|-----|---------|----|---------|----|-----------|------|----|----|-------|
| | | G/S | % | 6m | Wing | 9m | 7m | FB | BT | AS | TF | ST | BS | YC | 2Min | RC | | EX |
| 4 | MABROUK Hussein | | | | | | | | | | | | | | | | | 9:17 |
| 5 | HUSSEIN Moustafa | 2/5 | 40 | | 1/3 | | | 1/2 | | 1 | | | | 1 | 2 | | | 60:00 |
| 6 | EL AHMAR Ahmed | 4/10 | 40 | | 0/1 | 4/7 | | 0/2 | | 2 | 1 | 1 | | | | | | 43:17 |
| 8 | RAMADAN Mohamed | 1/1 | 100 | 1/1 | | | | | | | | 1 | | | 1 | | | 38:38 |
| 10 | ABDELRAZEK Abouelfetoh | 2/4 | 50 | 1/1 | | 1/3 | | | | | | | | | | | | 14:49 |
| 11 | HASSABALLAH Mahmoud | | | | | | | | | | | 1 | | 1 | | | | 15:33 |
| 12 | NAKIB Mohamed | | | | | | | | | 1 | | | | | | | | 56:31 |
| 14 | MABROUK Hassan | 0/1 | 0 | | | 0/1 | | | | | | | | 1 | 1 | | | 22:35 |
| 15 | ABD ELSALAM Mohamed | 3/10 | 30 | 1/1 | 0/1 | 1/7 | | 1/1 | | 2 | 2 | | 1 | | | | | 23:01 |
| 16 | ABDEL MAKSOUD Walid | | | | | | | | | | | | | | | | | 3:29 |
| 17 | MABROUK Belal | 2/2 | 100 | | | | | 2/2 | | | | | | | | | | 24:52 |
| 18 | EL FAKHARANY Hany | 1/1 | 100 | 1/1 | | | | | | | | 3 | | | | | | 25:54 |
| 19 | YOUSRY Hassan | 1/2 | 50 | | | | | | 1/2 | 2 | 2 | | | | | | | 33:54 |
| 20 | ZAKY Hussein | 7/13 | 54 | 0/1 | | 6/11 | | 1/1 | | | | 3 | 1 | | | 2 | | 48:10 |
| | Bench/Team | | | | | | | | | | | | | 1 | | | | |
| Totals | | 23/49 | 47 | 4/5 | 1/5 | 12/29 | 0/0 | 5/8 | 1/2 | 8 | 11 | 3 | 2 | 4 | 8 | 0 | 0 | |

| No. | Name | Total Shots | | 6m Shots | | Wing Shots | | 9m Shots | | 7m Shots | | Fast Breaks | | Breakthroughs | |
|---------------|---------------------|-------------|----|----------|----|------------|----|----------|----|----------|---|-------------|----|---------------|----|
| | | S/S | % | S/S | % | S/S | % | S/S | % | S/S | % | S/S | % | S/S | % |
| 12 | NAKIB Mohamed | 16/38 | 42 | 3/7 | 43 | 6/9 | 67 | 4/12 | 33 | 0/2 | 0 | 1/5 | 20 | 2/3 | 67 |
| 16 | ABDEL MAKSOUD Walid | 0/3 | 0 | | | | | 0/3 | 0 | | | | | | |
| Totals | | 16/41 | 39 | 3/7 | 43 | 6/9 | 67 | 4/15 | 27 | 0/2 | 0 | 1/5 | 20 | 2/3 | 67 |

| Team Shots | Goals | Saves | Missed | Post | Blocked | Total | % |
|---------------|-------|-------|--------|------|---------|-------|----|
| 6m Shots | 4 | 1 | 0 | 0 | 0 | 5 | 80 |
| Wing Shots | 1 | 2 | 0 | 2 | 0 | 5 | 20 |
| 9m Shots | 12 | 14 | 2 | 0 | 1 | 29 | 41 |
| 7m Shots | | | | | n/a | | |
| Fast Breaks | 5 | 3 | 0 | 0 | 0 | 8 | 63 |
| Breakthroughs | 1 | 1 | 0 | 0 | 0 | 2 | 50 |
| Totals | 23 | 21 | 2 | 2 | 1 | 49 | 47 |

Number of Attacks: 55, Scoring Efficiency: 42%



OSC GYMNASIUM
 奥体中心体育馆
 GYMNASE DU CSO

THU 星期四 JEU
 14 AUG 2008
 9:00

HANDBALL
 手球 / HANDBALL

MEN
 男子项目 / HOMMES

PRELIMINARY GROUP B - MATCH 13
 预赛B组 - 第13场 / PRÉLIMINAIRE GROUPE B - MATCH 13



MATCH TEAM STATISTICS

参赛队技术统计 / STATISTIQUES DU MATCH PAR ÉQUIPE

GER 25 - 23 EGY
 (14 - 14) (11 - 9)

Referees: (25) KRSTIC N / (26) LJUBIC P (SLO)

EGY - Egypt

Shots Distribution

| Players | | | Goals / Shots | | | |
|---------------------------|--------------|-------------------|---------------|-----------------|------------------|--------------|
| 4 MABROUK H | 5 HUSSEIN M | 6 EL AHMAR A | 8 RAMADAN M | 10 ABDELRAZEK A | 11 HASSABALLAH M | 14 MABROUK H |
| | 0/1 | | | | | |
| | | 2/2 0/1 0/4 | 1/1 | 0/1 | | 0/1 |
| | | 1/2 1/1 | | 1/1 | 1/2 | |
| | 1-Post | | | | | |
| 15 ABD ELSALAM M | 17 MABROUK B | 18 EL FAKHARANY H | 19 YOUSRY H | 20 ZAKY H | | |
| | | 1/1 | | 1/1 | | |
| 0/1 | | | | 0/1 | 1/2 | |
| 2/3 0/1 1/2 | 1/1 | | 1/1 | 1/1 0/1 4/6 | | |
| 1-Missed 1-Post 1-Blocked | | | | 1-Missed | | |

| Team | Offence | Defence | Goalkeepers | | | | | | | | | | | | | | | | | | | | | | | | | | | | | | | | | | | | |
|--|---------|---------|---------------|-----|-----|------|-----|-----|------|--|--|--|-----|-----|-----|-----|--|-----|-----|-----|-----|-----|-----|-----|-----|--|-----|-----|-----|-----|-----|--|-----|-----|--|--|--|--|--|
| Goals / Shots | | | Saves / Shots | | | | | | | | | | | | | | | | | | | | | | | | | | | | | | | | | | | | |
| <table border="1"> <tr><td>2/2</td><td>0/1</td><td>1/1</td></tr> <tr><td>3/6</td><td>0/1</td><td>2/10</td></tr> <tr><td>5/7</td><td>2/4</td><td>8/12</td></tr> </table> <p>2-Missed 2-Post 1-Blocked</p> | 2/2 | 0/1 | 1/1 | 3/6 | 0/1 | 2/10 | 5/7 | 2/4 | 8/12 | | | <table border="1"> <tr><td>1/6</td><td>0/1</td><td>3/8</td></tr> <tr><td>3/5</td><td></td><td>1/4</td></tr> <tr><td>1/6</td><td>2/3</td><td>5/8</td></tr> </table> <p>12 NAKIB M</p> <table border="1"> <tr><td>1/5</td><td>0/1</td><td>3/7</td></tr> <tr><td>3/4</td><td></td><td>1/4</td></tr> <tr><td>1/6</td><td>2/3</td><td>5/8</td></tr> </table> <p>16 ABDEL MAKSOU D W</p> <table border="1"> <tr><td>0/1</td><td></td><td>0/1</td></tr> <tr><td>0/1</td><td></td><td></td></tr> <tr><td></td><td></td><td></td></tr> </table> | 1/6 | 0/1 | 3/8 | 3/5 | | 1/4 | 1/6 | 2/3 | 5/8 | 1/5 | 0/1 | 3/7 | 3/4 | | 1/4 | 1/6 | 2/3 | 5/8 | 0/1 | | 0/1 | 0/1 | | | | | |
| 2/2 | 0/1 | 1/1 | | | | | | | | | | | | | | | | | | | | | | | | | | | | | | | | | | | | | |
| 3/6 | 0/1 | 2/10 | | | | | | | | | | | | | | | | | | | | | | | | | | | | | | | | | | | | | |
| 5/7 | 2/4 | 8/12 | | | | | | | | | | | | | | | | | | | | | | | | | | | | | | | | | | | | | |
| 1/6 | 0/1 | 3/8 | | | | | | | | | | | | | | | | | | | | | | | | | | | | | | | | | | | | | |
| 3/5 | | 1/4 | | | | | | | | | | | | | | | | | | | | | | | | | | | | | | | | | | | | | |
| 1/6 | 2/3 | 5/8 | | | | | | | | | | | | | | | | | | | | | | | | | | | | | | | | | | | | | |
| 1/5 | 0/1 | 3/7 | | | | | | | | | | | | | | | | | | | | | | | | | | | | | | | | | | | | | |
| 3/4 | | 1/4 | | | | | | | | | | | | | | | | | | | | | | | | | | | | | | | | | | | | | |
| 1/6 | 2/3 | 5/8 | | | | | | | | | | | | | | | | | | | | | | | | | | | | | | | | | | | | | |
| 0/1 | | 0/1 | | | | | | | | | | | | | | | | | | | | | | | | | | | | | | | | | | | | | |
| 0/1 | | | | | | | | | | | | | | | | | | | | | | | | | | | | | | | | | | | | | | | |
| | | | | | | | | | | | | | | | | | | | | | | | | | | | | | | | | | | | | | | | |

| Legend: | | | | | | | |
|---------|------------------|------|----------------------|------|---------------|-----|---------------|
| % | Efficiency | 2Min | 2 Minute Suspensions | 6m | 6-metre Shots | 7m | 7-metre Shots |
| AS | Assists | BS | Blocked Shots | BT | Breakthroughs | EX | Exclusions |
| G/S | Goals/Shots | n/a | not applicable | RC | Red Cards | S/S | Saves/Shots |
| TF | Technical Faults | TP | Time Played | Wing | Wing Shots | YC | Yellow Cards |
| | | | | | | 9m | 9-metre Shots |
| | | | | | | FB | Fast Breaks |
| | | | | | | ST | Steals |





RESULTS
比赛成绩 / RÉSULTATS
KOR 22 - 21 ISL
(10 - 9) (12 - 12)

Referees: (19) BAUM M / (20) GORALCZYK M (POL)

RUNNING SCORE

KOR - ISL

KOR - Korea

| Players | | Shots | | | | | | | | Penalties | | | |
|---------|----------------|-------|----|-----|------|-------|-----|-----|-----|-----------|------|----|----|
| No. | Name | G/S | % | 6m | Wing | 9m | 7m | FB | BT | YC | 2Min | RC | EX |
| 1 | HAN Kyungtai | | | | | | | | | | | | |
| 2 | JEONG Yikyong | 0/2 | 0 | | | 0/2 | | | | 1 | | | |
| 6 | KIM Teawan | | | | | | | | | | | | |
| 7 | JUNG Suyoung | 3/7 | 43 | | 0/1 | 1/4 | | 2/2 | | | | | |
| 8 | PARK Junggeu | 2/4 | 50 | 2/4 | | | | | | 1 | | | |
| 10 | PARK Chanyong | 0/1 | 0 | 0/1 | | | | | | | | | |
| 13 | YOON Kyungshin | 6/10 | 60 | | | 6/10 | | | | | | | |
| 14 | CHO Chihyo | 3/6 | 50 | 0/1 | | 0/1 | 2/3 | | 1/1 | | | | |
| 15 | LEE Teayoung | | | | | | | | | | | | |
| 16 | KANG Ilkoo | | | | | | | | | | | | |
| 17 | LEE Jaewoo | 3/7 | 43 | | | 1/4 | | 0/1 | 2/2 | 1 | 1 | | |
| 18 | PAEK Wonchul | 3/9 | 33 | 0/1 | | 2/6 | 1/1 | | 0/1 | | | | |
| 20 | KO Kyungsoo | 2/3 | 67 | | | 1/2 | | | 1/1 | | | | |
| 23 | YOON Kyungmin | 0/2 | 0 | 0/1 | | 0/1 | | | | | | | |
| | Bench/Team | | | | | | | | | | | | |
| | Totals | 22/51 | 43 | 2/8 | 0/1 | 11/30 | 3/4 | 2/3 | 4/5 | 3 | 1 | 0 | 0 |

| Goalkeepers | | Saves | | | | | | | |
|-------------|--------------|-------|----|-----|------|------|-----|-----|-----|
| No. | Name | S/S | % | 6m | Wing | 9m | 7m | FB | BT |
| 1 | HAN Kyungtai | 14/31 | 45 | 1/5 | 3/7 | 5/9 | 1/2 | 1/3 | 3/5 |
| 16 | KANG Ilkoo | 0/4 | 0 | | | 0/1 | | 0/2 | 0/1 |
| | Totals | 14/35 | 40 | 1/5 | 3/7 | 5/10 | 1/2 | 1/5 | 3/6 |

ISL - Iceland

| Players | | Shots | | | | | | | | Penalties | | | |
|---------|--------------------------|-------|-----|-----|------|------|-----|-----|-----|-----------|------|----|----|
| No. | Name | G/S | % | 6m | Wing | 9m | 7m | FB | BT | YC | 2Min | RC | EX |
| 1 | GUSTAVSSON Bjorgvin Pall | | | | | | | | | | | | |
| 3 | GEIRSSON Logi | 5/8 | 63 | | 0/1 | 3/5 | | 1/1 | 1/1 | | 2 | | |
| 5 | SIGURDSSON Sigfus | 2/2 | 100 | 2/2 | | | | | | | | | |
| 6 | HALLGRIMSSON Asgeir Orn | 0/1 | 0 | | 0/1 | | | | | | 1 | | |
| 7 | ATLASON Arnor | 2/3 | 67 | 1/2 | | 1/1 | | | | 1 | | | |
| 9 | SIGURDSSON Gudjon Valur | 5/7 | 71 | | 3/4 | 0/1 | | 2/2 | | | | | |
| 10 | GUDJONSSON Snorri Steinn | 1/5 | 20 | 0/1 | | 0/2 | 1/2 | | | | | | |
| 11 | STEFANSSON Olafur | 1/4 | 25 | | | 1/3 | | | 0/1 | | | | |
| 14 | ASGEIRSSON Sturla | | | | | | | | | | | | |
| 15 | PETERSSON Alexander | 4/11 | 36 | | 1/3 | 0/3 | | 1/1 | 2/4 | 1 | | | |
| 16 | GUDMUNDSSON Hreidar Levy | | | | | | | | | | | | |
| 17 | JAKOBSSON Sverre Andreas | | | | | | | | | 1 | | | |
| 18 | GUNNARSSON Robert | 0/3 | 0 | 0/2 | | | | 0/1 | | | | | |
| 19 | INGIMUNDARSON Ingimundur | 1/1 | 100 | 1/1 | | | | | | | | | |
| | Bench/Team | | | | | | | | | 1 | | | |
| | Totals | 21/45 | 47 | 4/8 | 4/9 | 5/15 | 1/2 | 4/5 | 3/6 | 4 | 3 | 0 | 0 |

| Goalkeepers | | Saves | | | | | | | |
|-------------|--------------------------|-------|----|-----|------|------|-----|-----|-----|
| No. | Name | S/S | % | 6m | Wing | 9m | 7m | FB | BT |
| 1 | GUSTAVSSON Bjorgvin Pall | 14/36 | 39 | 4/6 | 1/1 | 7/18 | 1/4 | 0/2 | 1/5 |
| 16 | GUDMUNDSSON Hreidar Levy | | | | | | | | |
| | Totals | 14/36 | 39 | 4/6 | 1/1 | 7/18 | 1/4 | 0/2 | 1/5 |

1st Half

| | | | |
|--------|------------|-----------------|--|
| CHO C | 1 (1') 0 | | |
| CHO C | 2 (6') 0 | | |
| | 2 (7') 1 | PETERSSON A | |
| LEE J | 3 (7') 1 | | |
| | 3 (9') 2 | GUDJONSSON SS | |
| | 3 (10') 3 | INGIMUNDARSON I | |
| | 3 (11') 4 | PETERSSON A | |
| | 3 (13') 5 | ATLASON A | |
| KO K | 4 (13') 5 | | |
| JUNG S | 5 (16') 5 | | |
| CHO C | 6 (17') 5 | | |
| | 6 (18') 6 | SIGURDSSON GV | |
| KO K | 7 (21') 6 | | |
| | 7 (24') 7 | GEIRSSON L | |
| PARK J | 8 (24') 7 | | |
| | 8 (25') 8 | GEIRSSON L | |
| | 8 (27') 9 | GEIRSSON L | |
| PARK J | 9 (27') 9 | | |
| LEE J | 10 (28') 9 | | |

2nd Half

| | | | |
|--------|-------------|---------------|--|
| PAEK W | 11 (32') 9 | | |
| JUNG S | 12 (34') 9 | | |
| | 12 (35') 10 | GEIRSSON L | |
| | 12 (36') 11 | GEIRSSON L | |
| LEE J | 13 (36') 11 | | |
| PAEK W | 14 (38') 11 | | |
| JUNG S | 15 (39') 11 | | |
| | 15 (40') 12 | SIGURDSSON GV | |
| PAEK W | 16 (42') 12 | | |
| | 16 (42') 13 | SIGURDSSON S | |
| YOON K | 17 (43') 13 | | |
| YOON K | 18 (44') 13 | | |
| | 18 (46') 14 | PETERSSON A | |
| YOON K | 19 (47') 14 | | |
| | 19 (48') 15 | SIGURDSSON GV | |
| | 19 (49') 16 | ATLASON A | |
| | 19 (50') 17 | SIGURDSSON S | |
| YOON K | 20 (51') 17 | | |
| | 20 (52') 18 | PETERSSON A | |
| YOON K | 21 (53') 18 | | |
| | 21 (55') 19 | SIGURDSSON GV | |
| YOON K | 22 (55') 19 | | |
| | 22 (57') 20 | SIGURDSSON GV | |
| | 22 (59') 21 | STEFANSSON O | |

Legend:

| | | | | | | | | | |
|-----|---------------|------|----------------------|----|---------------|-----|---------------|----|---------------|
| % | Efficiency | 2Min | 2 Minute Suspensions | 6m | 6-metre Shots | 7m | 7-metre Shots | 9m | 9-metre Shots |
| BT | Breakthroughs | EX | Exclusions | FB | Fast Breaks | G/S | Goals/Shots | RC | Red Cards |
| S/S | Saves/Shots | Wing | Wing Shots | YC | Yellow Cards | | | | |



MATCH TEAM STATISTICS

参赛队技术统计 / STATISTIQUES DU MATCH PAR ÉQUIPE

KOR 22 - 21 ISL

(10 - 9) (12 - 12)

Referees: (19) BAUM M / (20) GORALCZYK M (POL)

KOR - Korea

| No. | Name | Shots | | | | | | | | Offence | | Defence | | Penalties | | | | TP |
|-----|----------------|-------|----|-----|------|-------|-----|-----|-----|---------|----|---------|----|-----------|------|----|----|-------|
| | | G/S | % | 6m | Wing | 9m | 7m | FB | BT | AS | TF | ST | BS | YC | 2Min | RC | EX | |
| 1 | HAN Kyungtai | | | | | | | | | | | | | | | | | 50:36 |
| 2 | JEONG Yikyeong | 0/2 | 0 | | | 0/2 | | | | | 1 | | | 1 | | | | 18:15 |
| 6 | KIM Teawan | | | | | | | | | | | 1 | | | | | | 22:43 |
| 7 | JUNG Suyoung | 3/7 | 43 | | 0/1 | 1/4 | | 2/2 | | | | | | | | | | 45:15 |
| 8 | PARK Junggeu | 2/4 | 50 | 2/4 | | | | | | 2 | 2 | 1 | | 1 | | | | 47:36 |
| 10 | PARK Chanyong | 0/1 | 0 | 0/1 | | | | | | | 1 | | | | | | | 5:10 |
| 13 | YOON Kyungshin | 6/10 | 60 | | | 6/10 | | | | 1 | 1 | | 1 | | | | | 26:14 |
| 14 | CHO Chihyo | 3/6 | 50 | 0/1 | | 0/1 | 2/3 | | 1/1 | | 1 | | | | | | | 37:48 |
| 15 | LEE Teayoung | | | | | | | | | | | | | | | | | 26:38 |
| 16 | KANG Ilkoo | | | | | | | | | | | | | | | | | 9:24 |
| 17 | LEE Jaewoo | 3/7 | 43 | | | 1/4 | | 0/1 | 2/2 | 2 | 1 | | | 1 | 1 | | | 49:31 |
| 18 | PAEK Wonchul | 3/9 | 33 | 0/1 | | 2/6 | 1/1 | | 0/1 | 2 | 4 | 1 | | | | | | 31:56 |
| 20 | KO Kyungsoo | 2/3 | 67 | | | 1/2 | | | 1/1 | | 3 | 1 | | | | | | 37:11 |
| 23 | YOON Kyungmin | 0/2 | 0 | 0/1 | | 0/1 | | | | | | | | | | | | 11:43 |
| | Bench/Team | | | | | | | | | | | | | | | | | |
| | Totals | 22/51 | 43 | 2/8 | 0/1 | 11/30 | 3/4 | 2/3 | 4/5 | 7 | 14 | 4 | 1 | 3 | 1 | 0 | 0 | |

| No. | Name | Total Shots | | 6m Shots | | Wing Shots | | 9m Shots | | 7m Shots | | Fast Breaks | | Breakthroughs | |
|-----|---------------|-------------|----|----------|----|------------|----|----------|----|----------|----|-------------|----|---------------|----|
| | | S/S | % | S/S | % | S/S | % | S/S | % | S/S | % | S/S | % | S/S | % |
| 1 | HAN Kyungtai | 14/31 | 45 | 1/5 | 20 | 3/7 | 43 | 5/9 | 56 | 1/2 | 50 | 1/3 | 33 | 3/5 | 60 |
| 16 | KANG Ilkoo | 0/4 | 0 | | | | | 0/1 | 0 | | | 0/2 | 0 | 0/1 | 0 |
| | Totals | 14/35 | 40 | 1/5 | 20 | 3/7 | 43 | 5/10 | 50 | 1/2 | 50 | 1/5 | 20 | 3/6 | 50 |

| Team Shots | Goals | Saves | Missed | Post | Blocked | Total | % |
|---------------|-------|-------|--------|------|---------|-------|----|
| 6m Shots | 2 | 4 | 1 | 1 | 0 | 8 | 25 |
| Wing Shots | 0 | 1 | 0 | 0 | 0 | 1 | 0 |
| 9m Shots | 11 | 7 | 2 | 1 | 9 | 30 | 37 |
| 7m Shots | 3 | 1 | 0 | 0 | n/a | 4 | 75 |
| Fast Breaks | 2 | 0 | 0 | 1 | 0 | 3 | 67 |
| Breakthroughs | 4 | 1 | 0 | 0 | 0 | 5 | 80 |
| Totals | 22 | 14 | 3 | 3 | 9 | 51 | 43 |

Number of Attacks: 52, Scoring Efficiency: 42%



OSC GYMNASIUM
 奥体中心体育馆
 GYMNASE DU CSO

THU 星期四 JEU
 14 AUG 2008
 14:00

HANDBALL
 手球 / HANDBALL

MEN
 男子项目 / HOMMES

PRELIMINARY GROUP B - MATCH 15
 预赛B组 - 第15场 / PRÉLIMINAIRE GROUPE B - MATCH 15



MATCH TEAM STATISTICS
 参赛队技术统计 / STATISTIQUES DU MATCH PAR ÉQUIPE

KOR 22 - 21 ISL
 (10 - 9) (12 - 12)

Referees: (19) BAUM M / (20) GORALCZYK M (POL)

KOR - Korea

Shots Distribution

| Players | | |
|--------------------|-----------|--------------------|
| Goals / Shots | | |
| 2 JEONG Y | 6 KIM T | 7 JUNG S |
| 0/1 | | 1/1 |
| 1-Blocked | | 1-Missed 2-Blocked |
| 8 PARK J | 10 PARK C | 13 YOON K |
| 1/1 | 1/1 | 1/1 |
| 1-Post | 1-Missed | 3-Blocked |
| 14 CHO C | 15 LEE T | 17 LEE J |
| 0/2 | | 3/4 |
| 1-Blocked | | 2-Post |
| 18 PAEK W | 20 KO K | 23 YOON K |
| 0/1 | 1/1 | 0/1 |
| 1-Blocked 1-Missed | 1-Blocked | 1-Blocked |

| Team | Offence | Defence | Goalkeepers |
|---------------------------|-------------------|-------------------|---------------|
| Goals / Shots | | | Saves / Shots |
| 2/2 | 4/5 Breakthroughs | 3/6 Breakthroughs | 1/2 |
| 4/7 | 8/21 | 3/8 | 2/5 |
| 3/6 | 2/3 Fast Breaks | 4/5 Fast Breaks | 2/6 |
| 3-Missed 3-Post 9-Blocked | 0/1 | 3/5 | 1 HAN K |
| | 0/0 | 1/3 | 1/2 |
| | 1/5 | 1/1 | 2/3 |
| | 2/7 | 2/6 | 2/5 |
| | 0/1 | 1/4 | 3/7 |
| | 2/4 | 1/1 | 1/5 |
| | 3/4 7m | 1/2 7m | 16 KANG I |
| | 0/0 | 1/4 | 0/2 |
| | | | 0/1 |



MATCH TEAM STATISTICS

参赛队技术统计 / STATISTIQUES DU MATCH PAR ÉQUIPE

KOR 22 - 21 ISL

(10 - 9) (12 - 12)

Referees: (19) BAUM M / (20) GORALCZYK M (POL)

ISL - Iceland

| No. | Name | Shots | | | | | | | | Offence | | Defence | | Penalties | | | TP | |
|---------------|--------------------------|-------|-----|-----|------|------|-----|-----|-----|---------|----|---------|----|-----------|------|----|----|-------|
| | | G/S | % | 6m | Wing | 9m | 7m | FB | BT | AS | TF | ST | BS | YC | 2Min | RC | | EX |
| 1 | GUSTAVSSON Bjorgvin Pall | | | | | | | | | 1 | | | | | | | | 59:49 |
| 3 | GEIRSSON Logi | 5/8 | 63 | | 0/1 | 3/5 | | 1/1 | 1/1 | 1 | 3 | | | | 2 | | | 36:32 |
| 5 | SIGURDSSON Sigfus | 2/2 | 100 | 2/2 | | | | | | | | | | | | | | 8:33 |
| 6 | HALLGRIMSSON Asgeir Orn | 0/1 | 0 | | 0/1 | | | | | | | | | 1 | | | | 24:09 |
| 7 | ATLASON Amor | 2/3 | 67 | 1/2 | | 1/1 | | | | 3 | 2 | | 1 | 1 | | | | 24:51 |
| 9 | SIGURDSSON Gudjon Valur | 5/7 | 71 | | 3/4 | 0/1 | | 2/2 | | | | 1 | | | | | | 60:00 |
| 10 | GUDJONSSON Snorri Steinn | 1/5 | 20 | 0/1 | | 0/2 | 1/2 | | | 1 | 1 | | | | | | | 28:39 |
| 11 | STEFANSSON Olafur | 1/4 | 25 | | | 1/3 | | | 0/1 | 2 | 4 | 1 | 1 | | | | | 43:43 |
| 14 | ASGEIRSSON Sturla | | | | | | | | | | | | | | | | | |
| 15 | PETERSSON Alexander | 4/11 | 36 | | 1/3 | 0/3 | | 1/1 | 2/4 | | | 2 | | 1 | | | | 53:46 |
| 16 | GUDMUNDSSON Hreidar Levy | | | | | | | | | | | | | | | | | |
| 17 | JAKOBSSON Sverre Andreas | | | | | | | | | | 1 | 1 | 4 | 1 | | | | 33:42 |
| 18 | GUNNARSSON Robert | 0/3 | 0 | 0/2 | | | | 0/1 | | | 2 | | | | | | | 14:31 |
| 19 | INGIMUNDARSON Ingimundur | 1/1 | 100 | 1/1 | | | | | | | | | 3 | | | | | 31:45 |
| | Bench/Team | | | | | | | | | | | | | 1 | | | | |
| Totals | | 21/45 | 47 | 4/8 | 4/9 | 5/15 | 1/2 | 4/5 | 3/6 | 8 | 13 | 5 | 9 | 4 | 3 | 0 | 0 | |

| No. | Name | Total Shots | | 6m Shots | | Wing Shots | | 9m Shots | | 7m Shots | | Fast Breaks | | Breakthroughs | |
|---------------|--------------------------|-------------|----|----------|----|------------|-----|----------|----|----------|----|-------------|---|---------------|----|
| | | S/S | % | S/S | % | S/S | % | S/S | % | S/S | % | S/S | % | S/S | % |
| 1 | GUSTAVSSON Bjorgvin Pall | 14/36 | 39 | 4/6 | 67 | 1/1 | 100 | 7/18 | 39 | 1/4 | 25 | 0/2 | 0 | 1/5 | 20 |
| 16 | GUDMUNDSSON Hreidar Levy | | | | | | | | | | | | | | |
| Totals | | 14/36 | 39 | 4/6 | 67 | 1/1 | 100 | 7/18 | 39 | 1/4 | 25 | 0/2 | 0 | 1/5 | 20 |

| Team Shots | Goals | Saves | Missed | Post | Blocked | Total | % |
|---------------|-------|-------|--------|------|---------|-------|----|
| 6m Shots | 4 | 1 | 3 | 0 | 0 | 8 | 50 |
| Wing Shots | 4 | 3 | 1 | 1 | 0 | 9 | 44 |
| 9m Shots | 5 | 5 | 1 | 3 | 1 | 15 | 33 |
| 7m Shots | 1 | 1 | 0 | 0 | n/a | 2 | 50 |
| Fast Breaks | 4 | 1 | 0 | 0 | 0 | 5 | 80 |
| Breakthroughs | 3 | 3 | 0 | 0 | 0 | 6 | 50 |
| Totals | 21 | 14 | 5 | 4 | 1 | 45 | 47 |

Number of Attacks: 53, Scoring Efficiency: 40%



MATCH TEAM STATISTICS
 参赛队技术统计 / STATISTIQUES DU MATCH PAR ÉQUIPE

KOR 22 - 21 ISL
 (10 - 9) (12 - 12)

Referees: (19) BAUM M / (20) GORALCZYK M (POL)

ISL - Iceland

Shots Distribution

Players
Goals / Shots

| | | | | | | |
|--------------|----------------|-------------------|-------------|-----------------|------------------|-----------------|
| 3 GEIRSSON L | 5 SIGURDSSON S | 6 HALLGRIMSSON AO | 7 ATLASON A | 9 SIGURDSSON GV | 10 GUDJONSSON SS | 11 STEFANSSON O |
| 1/1 0/1 1/2 | 1/1 | | | 1/1 1/1 | 1/1 0/1 | 0/1 1/1 |
| 1/1 2/2 | 1/1 | | 1/1 1/1 | 1/2 2/3 | 0/1 | 0/1 0/1 |
| 1-Blocked | | 1-Post | 1-Missed | | 2-Missed | |

| | | | | |
|-----------------|-----------------|-----------------|-----------------|--------------------|
| 14 ASGEIRSSON S | 15 PETERSSON A | 17 JAKOBSSON SA | 18 GUNNARSSON R | 19 INGIMUNDARSON I |
| | 1/2 1/2 | | 0/1 0/1 | |
| | 2/2 0/1 | | | 1/1 |
| | 1-Missed 3-Post | | 1-Missed | |



Legend:

| | | | | |
|---------------------|---------------------------|------------------|------------------|------------------|
| % Efficiency | 2Min 2 Minute Suspensions | 6m 6-metre Shots | 7m 7-metre Shots | 9m 9-metre Shots |
| AS Assists | BS Blocked Shots | BT Breakthroughs | EX Exclusions | FB Fast Breaks |
| G/S Goals/Shots | n/a not applicable | RC Red Cards | S/S Saves/Shots | ST Steals |
| TF Technical Faults | TP Time Played | Wing Wing Shots | YC Yellow Cards | |



RESULTS

比赛成绩 / RÉSULTATS

DEN 25 - 24 RUS

(10 - 10) (15 - 14)

Referees: (9) BRETO V / (10) HUELIN J (ESP)

DEN - Denmark

| Players | | Shots | | | | | | | | Penalties | | | |
|---------|---------------------------|-------|-----|-----|------|-------|-----|-----|-----|-----------|------|----|----|
| No. | Name | G/S | % | 6m | Wing | 9m | 7m | FB | BT | YC | 2Min | RC | EX |
| 1 | HVIDT Kasper | | | | | | | | | | | | |
| 4 | BOESEN Lasse | 3/7 | 43 | | | 3/7 | | | | | | | |
| 6 | JOERGENSEN Lars Troels | | | | | | | | | 1 | 1 | | |
| 7 | JENSEN Jesper | 3/5 | 60 | 1/1 | | 1/3 | | | 1/1 | | | | |
| 9 | CHRISTIANSEN Lars Roslyng | 6/11 | 55 | | 2/5 | | 0/1 | 4/5 | | | | | |
| 12 | HENRIKSEN Peter | | | | | | | | | | | | |
| 13 | SPELLERBERG Bo | 2/4 | 50 | 1/1 | | 0/2 | 1/1 | | | | | | |
| 15 | HANSEN Mikkel | 4/7 | 57 | | | 3/6 | | | 1/1 | | | | |
| 19 | NOEDDESBO Jesper | 1/3 | 33 | 0/2 | | | | 1/1 | | | | | |
| 22 | SARUP Kasper Soendergaard | 0/6 | 0 | 0/2 | | 0/4 | | | | | | | |
| 23 | BOLDSSEN Joachim Rietveld | 2/2 | 100 | 2/2 | | | | | | 1 | 1 | | |
| 24 | LINDBERG Hans Ottar | 1/6 | 17 | | 1/6 | | | | | | | | |
| 25 | BRUUN JOERGENSEN Klavs | 2/5 | 40 | | | 2/5 | | | | | | | |
| 26 | NIELSEN Kasper | 1/1 | 100 | | | 1/1 | | | | | 1 | | |
| | Bench/Team | | | | | | | | | | | | |
| | Totals | 25/57 | 44 | 4/8 | 3/11 | 10/28 | 1/2 | 5/6 | 2/2 | 2 | 3 | 0 | 0 |

| Goalkeepers | | Saves | | | | | | | |
|-------------|-----------------|-------|----|------|------|------|-----|-----|-----|
| No. | Name | S/S | % | 6m | Wing | 9m | 7m | FB | BT |
| 1 | HVIDT Kasper | 12/36 | 33 | 3/12 | 1/4 | 5/12 | 1/2 | 0/2 | 2/4 |
| 12 | HENRIKSEN Peter | | | | | | | | |
| | Totals | 12/36 | 33 | 3/12 | 1/4 | 5/12 | 1/2 | 0/2 | 2/4 |

RUS - Russian Fed.

| Players | | Shots | | | | | | | | Penalties | | | |
|---------|------------------------|-------|-----|------|------|------|-----|-----|-----|-----------|------|----|----|
| No. | Name | G/S | % | 6m | Wing | 9m | 7m | FB | BT | YC | 2Min | RC | EX |
| 1 | GRAMS Oleg | | | | | | | | | | | | |
| 2 | FILIPPOV Vasily | 2/2 | 100 | 2/2 | | | | | | | | | |
| 6 | KRIVOSHLYKOV Denis | 1/2 | 50 | | 1/2 | | | | | | | | |
| 8 | EVDOKIMOV Egor | 0/1 | 0 | 0/1 | | | | | | | 1 | | |
| 10 | CHERNOIVANOV Alexander | 6/8 | 75 | 6/7 | | | | 0/1 | | 1 | 1 | | |
| 15 | RASTVORTSEV Alexey | 0/3 | 0 | | | 0/3 | | | | | | | |
| 16 | KOSTYGOV Alexey | | | | | | | | | | | | |
| 17 | KAMANIN Alexey | 2/2 | 100 | | | 2/2 | | | | 1 | 1 | | |
| 19 | ASLANYAN Samvel | 0/1 | 0 | | | 0/1 | | | | | | | |
| 23 | KOKSHAROV Eduard | 3/4 | 75 | | 1/1 | | 1/2 | 1/1 | | 1 | | | |
| 25 | KOVALEV Dmitry | 2/3 | 67 | 0/1 | 1/1 | | | 1/1 | | | | | |
| 31 | DIBIROV Timur | 1/2 | 50 | 1/1 | | | | | 0/1 | | | | |
| 35 | IGROPULO Konstantin | 6/9 | 67 | | | 4/5 | 0/1 | | 2/3 | | 1 | | |
| 77 | IVANOV Vitaly | 1/4 | 25 | 0/1 | | 1/3 | | | | | | | |
| | Bench/Team | | | | | | | | | | | | |
| | Totals | 24/41 | 59 | 9/13 | 3/4 | 7/14 | 1/3 | 2/3 | 2/4 | 3 | 4 | 0 | 0 |

| Goalkeepers | | Saves | | | | | | | |
|-------------|-----------------|-------|----|-----|------|-------|-----|-----|-----|
| No. | Name | S/S | % | 6m | Wing | 9m | 7m | FB | BT |
| 1 | GRAMS Oleg | 25/49 | 51 | 4/8 | 6/9 | 14/24 | | 1/6 | 0/2 |
| 16 | KOSTYGOV Alexey | 1/2 | 50 | | | | 1/2 | | |
| | Totals | 26/51 | 51 | 4/8 | 6/9 | 14/24 | 1/2 | 1/6 | 0/2 |

RUNNING SCORE

DEN - RUS

| 1st Half | |
|-------------|-----------------|
| 0 (2') 1 | IGROPULO K |
| 0 (3') 2 | CHERNOIVANOV A |
| 1 (4') 2 | |
| 1 (4') 3 | IGROPULO K |
| 1 (5') 4 | KOKSHAROV E |
| 2 (6') 4 | |
| 3 (8') 4 | |
| 3 (9') 5 | KAMANIN A |
| 3 (9') 6 | KOKSHAROV E |
| 3 (10') 7 | KOKSHAROV E |
| 4 (11') 7 | |
| 4 (12') 8 | CHERNOIVANOV A |
| 5 (15') 8 | |
| 6 (18') 8 | |
| 7 (19') 8 | |
| 8 (20') 8 | |
| 8 (21') 9 | FILIPPOV V |
| 9 (22') 9 | |
| 9 (23') 10 | KRIVOSHLYKOV D |
| 10 (25') 10 | CHRISTIANSEN LR |

2nd Half

| | |
|-------------|--------------------|
| 10 (31') 11 | IGROPULO K |
| 10 (32') 12 | DIBIROV T |
| 11 (32') 12 | NIELSEN K |
| 12 (33') 12 | NOEDDESBO J |
| 12 (36') 13 | IGROPULO K |
| 13 (37') 13 | SPELLERBERG B |
| 13 (37') 14 | IGROPULO K |
| 14 (38') 14 | BRUUN JOERGENSEN K |
| 14 (40') 15 | KOVALEV D |
| 14 (41') 16 | IGROPULO K |
| 14 (42') 17 | KAMANIN A |
| 15 (44') 17 | LINDBERG HO |
| 15 (45') 18 | CHERNOIVANOV A |
| 16 (45') 18 | BOESEN L |
| 17 (45') 18 | JENSEN J |
| 17 (47') 19 | CHERNOIVANOV A |
| 17 (50') 20 | KOVALEV D |
| 18 (50') 20 | HANSEN M |
| 18 (51') 21 | CHERNOIVANOV A |
| 19 (52') 21 | JENSEN J |
| 19 (53') 22 | IVANOV V |
| 20 (54') 22 | SPELLERBERG B |
| 21 (55') 22 | JENSEN J |
| 21 (56') 23 | CHERNOIVANOV A |
| 22 (56') 23 | HANSEN M |
| 23 (59') 23 | HANSEN M |
| 23 (60') 24 | FILIPPOV V |
| 24 (60') 24 | BOLDSSEN JR |
| 25 (60') 24 | HANSEN M |

Legend:

| | | | | | | | | | |
|-----|---------------|------|----------------------|----|---------------|-----|---------------|----|---------------|
| % | Efficiency | 2Min | 2 Minute Suspensions | 6m | 6-metre Shots | 7m | 7-metre Shots | 9m | 9-metre Shots |
| BT | Breakthroughs | EX | Exclusions | FB | Fast Breaks | G/S | Goals/Shots | RC | Red Cards |
| S/S | Saves/Shots | Wing | Wing Shots | YC | Yellow Cards | | | | |



MATCH TEAM STATISTICS

参赛队技术统计 / STATISTIQUES DU MATCH PAR ÉQUIPE

DEN 25 - 24 RUS

(10 - 10) (15 - 14)

Referees: (9) BRETO V / (10) HUELIN J (ESP)

DEN - Denmark

| No. | Name | Shots | | | | | | | | Offence | | Defence | | Penalties | | | TP | |
|---------------|---------------------------|-------|-----|-----|------|-------|-----|-----|-----|---------|----|---------|----|-----------|------|----|----|-------|
| | | G/S | % | 6m | Wing | 9m | 7m | FB | BT | AS | TF | ST | BS | YC | 2Min | RC | | EX |
| 1 | HVIDT Kasper | | | | | | | | | | | | | | | | | 59:26 |
| 4 | BOESEN Lasse | 3/7 | 43 | | | 3/7 | | | | 1 | | | | | | | | 24:45 |
| 6 | JOERGENSEN Lars Troels | | | | | | | | | 2 | 1 | 2 | | 1 | 1 | | | 29:01 |
| 7 | JENSEN Jesper | 3/5 | 60 | 1/1 | | 1/3 | | | | 1 | 1 | 1 | 1 | | | | | 36:44 |
| 9 | CHRISTIANSEN Lars Roslyng | 6/11 | 55 | | 2/5 | | 0/1 | 4/5 | | | | | | | | | | 56:35 |
| 12 | HENRIKSEN Peter | | | | | | | | | | | | | | | | | |
| 13 | SPELLERBERG Bo | 2/4 | 50 | 1/1 | | 0/2 | 1/1 | | | | 1 | | | | | | | 8:28 |
| 15 | HANSEN Mikkel | 4/7 | 57 | | | 3/6 | | | 1/1 | | 1 | | | | | | | 9:17 |
| 19 | NOEDDESBO Jesper | 1/3 | 33 | 0/2 | | | | | 1/1 | | 3 | | 1 | | | | | 36:04 |
| 22 | SARUP Kasper Soendergaard | 0/6 | 0 | 0/2 | | 0/4 | | | | | | | | | | | | 13:01 |
| 23 | BOLDSSEN Joachim Rietveld | 2/2 | 100 | 2/2 | | | | | | | | | | 1 | 1 | | | 43:10 |
| 24 | LINDBERG Hans Ottar | 1/6 | 17 | | 1/6 | | | | | 2 | | 1 | | | | | | 59:17 |
| 25 | BRUUN JOERGENSEN Klavs | 2/5 | 40 | | | 2/5 | | | | 1 | 2 | | | | | | | 15:18 |
| 26 | NIELSEN Kasper | 1/1 | 100 | | | 1/1 | | | | 1 | | 1 | | | 1 | | | 28:54 |
| | Bench/Team | | | | | | | | | | | | | | | | | |
| Totals | | 25/57 | 44 | 4/8 | 3/11 | 10/28 | 1/2 | 5/6 | 2/2 | 8 | 9 | 5 | 2 | 2 | 3 | 0 | 0 | |

| No. | Name | Total Shots | | 6m Shots | | Wing Shots | | 9m Shots | | 7m Shots | | Fast Breaks | | Breakthroughs | |
|---------------|-----------------|-------------|----|----------|----|------------|----|----------|----|----------|----|-------------|---|---------------|----|
| | | S/S | % | S/S | % | S/S | % | S/S | % | S/S | % | S/S | % | S/S | % |
| 1 | HVIDT Kasper | 12/36 | 33 | 3/12 | 25 | 1/4 | 25 | 5/12 | 42 | 1/2 | 50 | 0/2 | 0 | 2/4 | 50 |
| 12 | HENRIKSEN Peter | | | | | | | | | | | | | | |
| Totals | | 12/36 | 33 | 3/12 | 25 | 1/4 | 25 | 5/12 | 42 | 1/2 | 50 | 0/2 | 0 | 2/4 | 50 |

| Team Shots | Goals | Saves | Missed | Post | Blocked | Total | % |
|---------------|-------|-------|--------|------|---------|-------|-----|
| 6m Shots | 4 | 4 | 0 | 0 | 0 | 8 | 50 |
| Wing Shots | 3 | 6 | 0 | 2 | 0 | 11 | 27 |
| 9m Shots | 10 | 14 | 0 | 1 | 3 | 28 | 36 |
| 7m Shots | 1 | 1 | 0 | 0 | n/a | 2 | 50 |
| Fast Breaks | 5 | 1 | 0 | 0 | 0 | 6 | 83 |
| Breakthroughs | 2 | 0 | 0 | 0 | 0 | 2 | 100 |
| Totals | 25 | 26 | 0 | 3 | 3 | 57 | 44 |

Number of Attacks: 58, Scoring Efficiency: 43%



MATCH TEAM STATISTICS

参赛队技术统计 / STATISTIQUES DU MATCH PAR ÉQUIPE

DEN 25 - 24 RUS
 (10 - 10) (15 - 14)

Referees: (9) BRETO V / (10) HUELIN J (ESP)

DEN - Denmark

Shots Distribution

| Players | | | Goals / Shots | | | |
|-------------|-----------------|----------------|-----------------------|------------------|-------------|----------------|
| 4 BOESEN L | 6 JOERGENSEN LT | 7 JENSEN J | 9 CHRISTIANSEN LR | 13 SPELLERBERG B | 15 HANSEN M | 19 NOEDDESBO J |
| 1/1 | 0/1 | 0/1 | 1/1 | 1/1 | 0/1 | 2/2 |
| 0/1 | 0/1 | 1/1 | 0/2 | 0/1 | 1/1 | 0/1 |
| 1/1 | 0/1 | 1/3 | 2/3 | 1/1 | 1/2 | 1/1 |
| 1-Blocked | | | 1-Post | 1-Post | 1-Blocked | |
| 22 SARUP KS | 23 BOLDSSEN JR | 24 LINDBERG HO | 25 BRUUN JOERGENSEN K | 26 NIELSEN K | | |
| 0/3 | 0/1 | 0/2 | 0/1 | 0/1 | | |
| 1/1 | 1/1 | 0/1 | 1/1 | 1/1 | | |
| | | 1-Post | 1-Blocked | | | |

Team

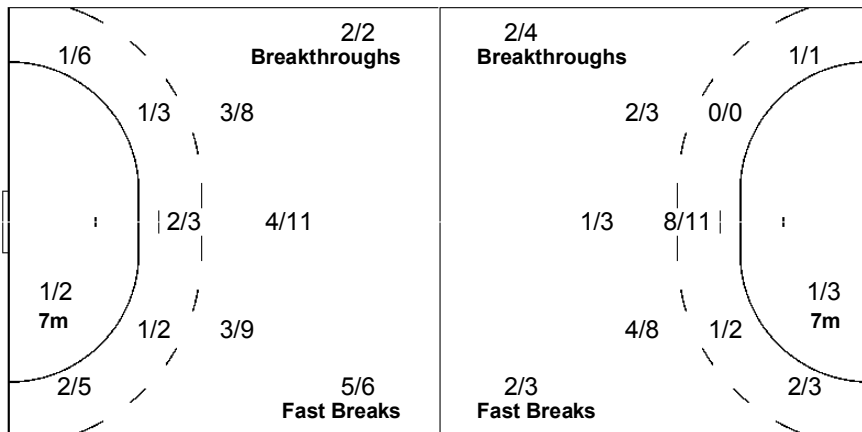
Offence

Defence

Goalkeepers

Goals / Shots

| | | |
|--------|-----------|------|
| 2/2 | 1/3 | 2/3 |
| 0/6 | | 5/9 |
| 5/11 | 4/7 | 6/10 |
| 3-Post | 3-Blocked | |



Saves / Shots

| | | |
|-----|-----|-----|
| 1/2 | 0/3 | 1/4 |
| 2/3 | | 1/5 |
| 1/5 | 4/5 | 2/9 |

1 HVIDT K

| | | |
|-----|-----|-----|
| 1/2 | 0/3 | 1/4 |
| 2/3 | | 1/5 |
| 1/5 | 4/5 | 2/9 |

12 HENRIKSEN P

| | | |
|--|--|--|
| | | |
| | | |
| | | |



MATCH TEAM STATISTICS

参赛队技术统计 / STATISTIQUES DU MATCH PAR ÉQUIPE

DEN 25 - 24 RUS

(10 - 10) (15 - 14)

Referees: (9) BRETO V / (10) HUELIN J (ESP)

RUS - Russian Fed.

| No. | Name | Shots | | | | | | | | Offence | | Defence | | Penalties | | | | TP |
|---------------|------------------------|-------|-----|------|------|------|-----|-----|-----|---------|----|---------|----|-----------|------|----|----|-------|
| | | G/S | % | 6m | Wing | 9m | 7m | FB | BT | AS | TF | ST | BS | YC | 2Min | RC | EX | |
| 1 | GRAMS Oleg | | | | | | | | | | | | | | | | | 59:46 |
| 2 | FILIPPOV Vasily | 2/2 | 100 | 2/2 | | | | | | 2 | 1 | | | | | | | 26:22 |
| 6 | KRIVOSHLYKOV Denis | 1/2 | 50 | | 1/2 | | | | | 1 | | | | | | | | 25:07 |
| 8 | EVDOKIMOV Egor | 0/1 | 0 | 0/1 | | | | | | | 1 | 1 | 1 | | 1 | | | 34:50 |
| 10 | CHERNOIVANOV Alexander | 6/8 | 75 | 6/7 | | | | 0/1 | | | 2 | 1 | 1 | 1 | 1 | | | 38:33 |
| 15 | RASTVORTSEV Alexey | 0/3 | 0 | | | 0/3 | | | | 1 | | | | | | | | 28:26 |
| 16 | KOSTYGOV Alexey | | | | | | | | | | | | | | | | | 0:14 |
| 17 | KAMANIN Alexey | 2/2 | 100 | | | 2/2 | | | | 1 | 2 | | 2 | 1 | 1 | | | 32:50 |
| 19 | ASLANYAN Samvel | 0/1 | 0 | | | 0/1 | | | | | 1 | | | | | | | 4:21 |
| 23 | KOKSHAROV Eduard | 3/4 | 75 | | 1/1 | | 1/2 | 1/1 | | | 3 | 1 | | 1 | | | | 31:09 |
| 25 | KOVALEV Dmitry | 2/3 | 67 | 0/1 | 1/1 | | | 1/1 | | | 1 | | | | | | | 35:11 |
| 31 | DIBIROV Timur | 1/2 | 50 | 1/1 | | | | | 0/1 | 1 | | | | | | | | 27:33 |
| 35 | IGROPULO Konstantin | 6/9 | 67 | | | 4/5 | 0/1 | | 2/3 | 2 | 6 | | | | 1 | | | 34:35 |
| 77 | IVANOV Vitaly | 1/4 | 25 | 0/1 | | 1/3 | | | | 3 | 2 | 1 | | | | | | 41:03 |
| | Bench/Team | | | | | | | | | | | | | | | | | |
| Totals | | 24/41 | 59 | 9/13 | 3/4 | 7/14 | 1/3 | 2/3 | 2/4 | 11 | 19 | 4 | 4 | 3 | 4 | 0 | 0 | |

| No. | Name | Total Shots | | 6m Shots | | Wing Shots | | 9m Shots | | 7m Shots | | Fast Breaks | | Breakthroughs | |
|---------------|-----------------|-------------|----|----------|----|------------|----|----------|----|----------|----|-------------|----|---------------|---|
| | | S/S | % | S/S | % | S/S | % | S/S | % | S/S | % | S/S | % | S/S | % |
| 1 | GRAMS Oleg | 25/49 | 51 | 4/8 | 50 | 6/9 | 67 | 14/24 | 58 | | | 1/6 | 17 | 0/2 | 0 |
| 16 | KOSTYGOV Alexey | 1/2 | 50 | | | | | | | 1/2 | 50 | | | | |
| Totals | | 26/51 | 51 | 4/8 | 50 | 6/9 | 67 | 14/24 | 58 | 1/2 | 50 | 1/6 | 17 | 0/2 | 0 |

| Team Shots | Goals | Saves | Missed | Post | Blocked | Total | % |
|---------------|-------|-------|--------|------|---------|-------|----|
| 6m Shots | 9 | 3 | 0 | 1 | 0 | 13 | 69 |
| Wing Shots | 3 | 1 | 0 | 0 | 0 | 4 | 75 |
| 9m Shots | 7 | 5 | 0 | 0 | 2 | 14 | 50 |
| 7m Shots | 1 | 1 | 0 | 1 | n/a | 3 | 33 |
| Fast Breaks | 2 | 0 | 0 | 1 | 0 | 3 | 67 |
| Breakthroughs | 2 | 2 | 0 | 0 | 0 | 4 | 50 |
| Totals | 24 | 12 | 0 | 3 | 2 | 41 | 59 |

Number of Attacks: 58, Scoring Efficiency: 41%



MATCH TEAM STATISTICS
 参赛队技术统计 / STATISTIQUES DU MATCH PAR ÉQUIPE

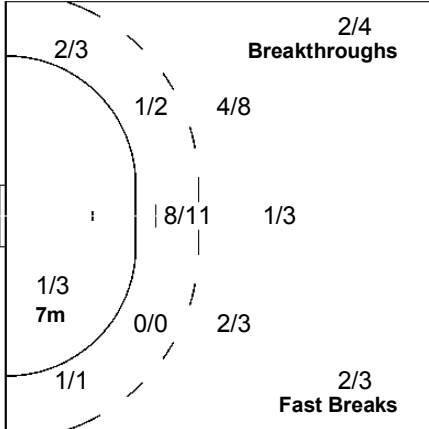
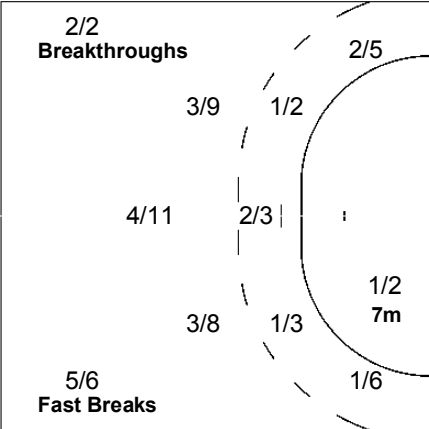
DEN 25 - 24 RUS
 (10 - 10) (15 - 14)

Referees: (9) BRETO V / (10) HUELIN J (ESP)

RUS - Russian Fed.

Shots Distribution

| Players | | | Goals / Shots | | | |
|----------------|------------------|---------------|-------------------|------------------|--------------|---------------|
| 2 FILIPPOV V | 6 KRIVOSHLIKOV D | 8 EVDOKIMOV E | 10 CHERNOIVANOV A | 15 RASTVORTSEV A | 17 KAMANIN A | 19 ASLANYAN S |
| 2/2 | 0/1 1/1 | 0/1 | 1/1 2/2 3/3 | 0/2 | 1/1 1/1 | |
| | | | 2-Post | 1-Blocked | | 1-Blocked |
| 23 KOKSHAROV E | 25 KOVALEV D | 31 DIBIROV T | 35 IGROPULO K | 77 IVANOV V | | |
| 1/1 1/1 1/1 | 1/1 0/1 | 0/1 | 0/1 3/3 1/1 | 0/1 1/1 | | |
| 1-Post | | | 0/2 2/2 | 0/1 0/1 | | |

| Team | Offence | Defence | Goalkeepers | | | | | | | | | | | | | | | | | | | | | | | | |
|---|---|--|---|-----|-----|-----|-----|--|-----|------|-----|------|-----|-----|-----|-----|--|-----|------|-----|------|-----|--|--|-----|--|--|
| Goals / Shots | | | Saves / Shots | | | | | | | | | | | | | | | | | | | | | | | | |
| 1/2 3/3 3/4 1/3 4/5 4/5 1/5 7/9 3-Post 2-Blocked |  |  | <table border="1"> <tr><td>0/2</td><td>2/3</td><td>1/3</td></tr> <tr><td>6/6</td><td></td><td>4/9</td></tr> <tr><td>6/11</td><td>3/7</td><td>4/10</td></tr> </table> <p>1 GRAMS O</p> <table border="1"> <tr><td>0/1</td><td>2/3</td><td>1/3</td></tr> <tr><td>5/5</td><td></td><td>4/9</td></tr> <tr><td>6/11</td><td>3/7</td><td>4/10</td></tr> </table> <p>16 KOSTYGOV A</p> <table border="1"> <tr><td>0/1</td><td></td><td></td></tr> <tr><td>1/1</td><td></td><td></td></tr> </table> | 0/2 | 2/3 | 1/3 | 6/6 | | 4/9 | 6/11 | 3/7 | 4/10 | 0/1 | 2/3 | 1/3 | 5/5 | | 4/9 | 6/11 | 3/7 | 4/10 | 0/1 | | | 1/1 | | |
| 0/2 | 2/3 | 1/3 | | | | | | | | | | | | | | | | | | | | | | | | | |
| 6/6 | | 4/9 | | | | | | | | | | | | | | | | | | | | | | | | | |
| 6/11 | 3/7 | 4/10 | | | | | | | | | | | | | | | | | | | | | | | | | |
| 0/1 | 2/3 | 1/3 | | | | | | | | | | | | | | | | | | | | | | | | | |
| 5/5 | | 4/9 | | | | | | | | | | | | | | | | | | | | | | | | | |
| 6/11 | 3/7 | 4/10 | | | | | | | | | | | | | | | | | | | | | | | | | |
| 0/1 | | | | | | | | | | | | | | | | | | | | | | | | | | | |
| 1/1 | | | | | | | | | | | | | | | | | | | | | | | | | | | |

| Legend: | | | | | | | |
|---------|------------------|------|----------------------|------|---------------|-----|---------------|
| % | Efficiency | 2Min | 2 Minute Suspensions | 6m | 6-metre Shots | 7m | 7-metre Shots |
| AS | Assists | BS | Blocked Shots | BT | Breakthroughs | EX | Exclusions |
| G/S | Goals/Shots | n/a | not applicable | RC | Red Cards | S/S | Saves/Shots |
| TF | Technical Faults | TP | Time Played | Wing | Wing Shots | YC | Yellow Cards |
| | | | | | | 9m | 9-metre Shots |
| | | | | | | FB | Fast Breaks |
| | | | | | | ST | Steals |

RESULTS

比赛成绩 / RÉSULTATS

EGY 22 - 24 KOR

(11 - 8) (11 - 16)

CORRECTED

Referees: (9) BRETO V / (10) HUELIN J (ESP)

RUNNING SCORE

EGY - KOR

EGY - Egypt

| Players | | Shots | | | | | | | | Penalties | | | |
|---------|------------------------|-------|-----|-----|------|------|-----|-----|-----|-----------|------|----|----|
| No. | Name | G/S | % | 6m | Wing | 9m | 7m | FB | BT | YC | 2Min | RC | EX |
| 4 | MABROUK Hussein | | | | | | | | | 1 | 1 | | |
| 5 | HUSSEIN Moustafa | 1/3 | 33 | | 0/1 | 1/2 | | | | | 1 | | |
| 6 | EL AHMAR Ahmed | 1/2 | 50 | | | 1/1 | | 0/1 | | | | | |
| 8 | RAMADAN Mohamed | 7/8 | 88 | 4/5 | | | | 2/2 | 1/1 | | 2 | 1 | |
| 10 | ABDELRAZEK Abouelfetoh | 1/2 | 50 | | 0/1 | | | 1/1 | | | | | |
| 11 | HASSABALLAH Mahmoud | | | | | | | | | | | | |
| 12 | NAKIB Mohamed | | | | | | | | | | | | |
| 14 | MABROUK Hassan | | | | | | | | | 1 | 1 | | |
| 15 | ABD ELSALAM Mohamed | 8/15 | 53 | 1/3 | | 5/10 | | | 2/2 | | | | |
| 16 | ABDEL MAKSOUD Walid | | | | | | | | | | | | |
| 17 | MABROUK Belal | 1/1 | 100 | | | | | 1/1 | | | | | |
| 18 | EL FAKHARANY Hany | | | | | | | | | | | 1 | |
| 19 | YOUSRY Hassan | 3/5 | 60 | 1/1 | | 1/2 | | | 1/2 | | | | |
| 20 | ZAKY Hussein | 0/1 | 0 | | | 0/1 | | | | 1 | | | |
| | Bench/Team | | | | | | | | | | | | |
| | Totals | 22/37 | 59 | 6/9 | 0/2 | 8/16 | 0/0 | 4/5 | 4/5 | 3 | 6 | 1 | 0 |

| Goalkeepers | | Saves | | | | | | | |
|-------------|---------------------|-------|----|-----|------|------|-----|-----|-----|
| No. | Name | S/S | % | 6m | Wing | 9m | 7m | FB | BT |
| 12 | NAKIB Mohamed | 12/31 | 39 | 1/6 | 2/3 | 5/15 | 1/3 | 2/3 | 1/1 |
| 16 | ABDEL MAKSOUD Walid | 1/6 | 17 | | | 0/2 | 0/2 | 0/1 | 1/1 |
| | Totals | 13/37 | 35 | 1/6 | 2/3 | 5/17 | 1/5 | 2/4 | 2/2 |

KOR - Korea

| Players | | Shots | | | | | | | | Penalties | | | |
|---------|----------------|-------|-----|-----|------|-------|-----|-----|-----|-----------|------|----|----|
| No. | Name | G/S | % | 6m | Wing | 9m | 7m | FB | BT | YC | 2Min | RC | EX |
| 1 | HAN Kyungtai | | | | | | | | | | | | |
| 2 | JEONG Yikyong | 2/7 | 29 | | | 2/6 | | 0/1 | | | 2 | | |
| 6 | KIM Teawan | | | | | | | | | | | | |
| 7 | JUNG Suyoung | 5/8 | 63 | 1/1 | 1/1 | 2/4 | | 1/1 | 0/1 | | | | |
| 8 | PARK Junggeu | 3/4 | 75 | 3/4 | | | | | | 1 | 1 | | |
| 10 | PARK Chanyong | | | | | | | | | | | | |
| 13 | YOON Kyungshin | 0/1 | 0 | | | 0/1 | | | | | | | |
| 14 | CHO Chihyo | 1/3 | 33 | | | 0/1 | 1/2 | | | | | | |
| 15 | LEE Teayoung | 2/2 | 100 | | | | 2/2 | | | | | | |
| 16 | KANG Ilkoo | | | | | | | | | | | | |
| 17 | LEE Jaewoo | 3/4 | 75 | 1/1 | | 2/3 | | | | 1 | | | |
| 18 | PAEK Wonchul | 7/12 | 58 | | 0/1 | 5/7 | 1/2 | 1/1 | 0/1 | | | | |
| 20 | KO Kyungsoo | 1/1 | 100 | | | 1/1 | | | | | | | |
| 23 | YOON Kyungmin | 0/2 | 0 | | 0/1 | | | 0/1 | | 1 | | | |
| | Bench/Team | | | | | | | | | | | | |
| | Totals | 24/44 | 55 | 5/6 | 1/3 | 12/23 | 4/6 | 2/4 | 0/2 | 3 | 3 | 0 | 0 |

| Goalkeepers | | Saves | | | | | | | |
|-------------|--------------|-------|----|-----|------|------|-----|-----|-----|
| No. | Name | S/S | % | 6m | Wing | 9m | 7m | FB | BT |
| 1 | HAN Kyungtai | 7/20 | 35 | 1/4 | 1/1 | 4/11 | | 0/2 | 1/2 |
| 16 | KANG Ilkoo | 4/13 | 31 | 0/3 | 1/1 | 3/4 | | 0/2 | 0/3 |
| | Totals | 11/33 | 33 | 1/7 | 2/2 | 7/15 | 0/0 | 0/4 | 1/5 |

| 1st Half | |
|---------------|------------------|
| | 0 (2') 1 PAEK W |
| | 0 (3') 2 PAEK W |
| ABD ELSALAM M | 1 (7') 2 |
| RAMADAN M | 2 (9') 2 |
| RAMADAN M | 3 (10') 2 |
| | 3 (11') 3 JUNG S |
| YOUSRY H | 4 (14') 3 |
| YOUSRY H | 5 (15') 3 |
| | 5 (17') 4 PARK J |
| ABD ELSALAM M | 6 (19') 4 |
| MABROUK B | 7 (20') 4 |
| ABD ELSALAM M | 8 (22') 4 |
| ABD ELSALAM M | 9 (24') 4 |
| | 9 (27') 5 CHO C |
| ABD ELSALAM M | 10 (28') 5 |
| | 10 (28') 6 LEE J |
| | 10 (30') 7 LEE J |
| ABD ELSALAM M | 11 (30') 7 |
| | 11 (30') 8 KO K |

| 2nd Half | |
|---------------|---------------------|
| ABDELRAZEK A | 12 (32') 8 |
| | 12 (32') 9 PAEK W |
| HUSSEIN M | 13 (34') 9 |
| | 13 (36') 10 PARK J |
| ABD ELSALAM M | 14 (36') 10 |
| | 14 (37') 11 JUNG S |
| YOUSRY H | 15 (37') 11 |
| | 15 (39') 12 PAEK W |
| | 15 (40') 13 LEE T |
| EL AHMAR A | 16 (41') 13 |
| | 16 (42') 14 LEE T |
| ABD ELSALAM M | 17 (43') 14 |
| | 17 (43') 15 JUNG S |
| RAMADAN M | 18 (45') 15 |
| | 18 (47') 16 JEONG Y |
| | 18 (48') 17 LEE J |
| | 18 (49') 18 JUNG S |
| | 18 (50') 19 PARK J |
| | 18 (52') 20 JEONG Y |
| RAMADAN M | 19 (52') 20 |
| | 19 (54') 21 PAEK W |
| RAMADAN M | 20 (55') 21 |
| | 20 (55') 22 JUNG S |
| RAMADAN M | 21 (56') 22 |
| RAMADAN M | 22 (57') 22 |
| | 22 (57') 23 PAEK W |
| | 22 (59') 24 PAEK W |

Goalkeeper Statistics Korea

| Legend: | | | | | | | | | |
|---------|---------------|------|----------------------|----|---------------|-----|---------------|----|---------------|
| % | Efficiency | 2Min | 2 Minute Suspensions | 6m | 6-metre Shots | 7m | 7-metre Shots | 9m | 9-metre Shots |
| BT | Breakthroughs | EX | Exclusions | FB | Fast Breaks | G/S | Goals/Shots | RC | Red Cards |
| S/S | Saves/Shots | Wing | Wing Shots | YC | Yellow Cards | | | | |

MATCH TEAM STATISTICS

参赛队技术统计 / STATISTIQUES DU MATCH PAR ÉQUIPE

CORRECTED

EGY 22 - 24 KOR

(11 - 8) (11 - 16)

Referees: (9) BRETO V / (10) HUELIN J (ESP)

EGY - Egypt

| No. | Name | Shots | | | | | | | | Offence | | Defence | | Penalties | | | | TP |
|---------------|------------------------|-------|-----|-----|------|------|-----|-----|-----|---------|----|---------|----|-----------|------|----|----|-------|
| | | G/S | % | 6m | Wing | 9m | 7m | FB | BT | AS | TF | ST | BS | YC | 2Min | RC | EX | |
| 4 | MABROUK Hussein | | | | | | | | | | | | | 1 | 1 | | | 8:39 |
| 5 | HUSSEIN Moustafa | 1/3 | 33 | | 0/1 | 1/2 | | | | 3 | 1 | 2 | | | 1 | | | 60:00 |
| 6 | EL AHMAR Ahmed | 1/2 | 50 | | | 1/1 | | 0/1 | | 2 | 5 | | | | | | | 44:08 |
| 8 | RAMADAN Mohamed | 7/8 | 88 | 4/5 | | | | 2/2 | 1/1 | | | | | | 2 | 1 | | 49:36 |
| 10 | ABDELRAZEK Abouelfetoh | 1/2 | 50 | | 0/1 | | | 1/1 | | | 2 | | | | | | | 15:52 |
| 11 | HASSABALLAH Mahmoud | | | | | | | | | | | | | | | | | |
| 12 | NAKIB Mohamed | | | | | | | | | | | | | | | | | 53:08 |
| 14 | MABROUK Hassan | | | | | | | | | | | 1 | 1 | 1 | | | | 30:59 |
| 15 | ABD ELSALAM Mohamed | 8/15 | 53 | 1/3 | | 5/10 | | | 2/2 | | 3 | | | | | | | 28:51 |
| 16 | ABDEL MAKSOUD Walid | | | | | | | | | | | | | | | | | 6:52 |
| 17 | MABROUK Belal | 1/1 | 100 | | | | | 1/1 | | | 2 | 1 | | | | | | 52:04 |
| 18 | EL FAKHARANY Hany | | | | | | | | | | | 1 | | | 1 | | | 7:46 |
| 19 | YOUSRY Hassan | 3/5 | 60 | 1/1 | | 1/2 | | | 1/2 | 2 | 1 | | | | | | | 26:29 |
| 20 | ZAKY Hussein | 0/1 | 0 | | | 0/1 | | | | | 2 | | | 1 | | | | 35:36 |
| | Bench/Team | | | | | | | | | | 1 | | | | | | | |
| Totals | | 22/37 | 59 | 6/9 | 0/2 | 8/16 | 0/0 | 4/5 | 4/5 | 7 | 17 | 3 | 2 | 3 | 6 | 1 | 0 | |

| No. | Name | Total Shots | | 6m Shots | | Wing Shots | | 9m Shots | | 7m Shots | | Fast Breaks | | Breakthroughs | |
|---------------|---------------------|-------------|----|----------|----|------------|----|----------|----|----------|----|-------------|----|---------------|-----|
| | | S/S | % | S/S | % | S/S | % | S/S | % | S/S | % | S/S | % | S/S | % |
| 12 | NAKIB Mohamed | 12/31 | 39 | 1/6 | 17 | 2/3 | 67 | 5/15 | 33 | 1/3 | 33 | 2/3 | 67 | 1/1 | 100 |
| 16 | ABDEL MAKSOUD Walid | 1/6 | 17 | | | | | 0/2 | 0 | 0/2 | 0 | 0/1 | 0 | 1/1 | 100 |
| Totals | | 13/37 | 35 | 1/6 | 17 | 2/3 | 67 | 5/17 | 29 | 1/5 | 20 | 2/4 | 50 | 2/2 | 100 |

| Team Shots | Goals | Saves | Missed | Post | Blocked | Total | % |
|---------------|-------|-------|--------|------|---------|-------|----|
| 6m Shots | 6 | 1 | 1 | 1 | 0 | 9 | 67 |
| Wing Shots | 0 | 2 | 0 | 0 | 0 | 2 | 0 |
| 9m Shots | 8 | 7 | 0 | 0 | 1 | 16 | 50 |
| 7m Shots | | | | | n/a | | |
| Fast Breaks | 4 | 0 | 0 | 1 | 0 | 5 | 80 |
| Breakthroughs | 4 | 1 | 0 | 0 | 0 | 5 | 80 |
| Totals | 22 | 11 | 1 | 2 | 1 | 37 | 59 |

Number of Attacks: 49, Scoring Efficiency: 45%



SAT 星期六 SAM
16 AUG 2008
10:45

HANDBALL
手球 / HANDBALL

MEN
男子项目 / HOMMES

PRELIMINARY GROUP B - MATCH 20
预赛B组 - 第20场 / PRÉLIMINAIRE GROUPE B - MATCH 20



CORRECTED

MATCH TEAM STATISTICS
参赛队技术统计 / STATISTIQUES DU MATCH PAR ÉQUIPE

EGY 22 - 24 KOR
(11 - 8) (11 - 16)

Referees: (9) BRETO V / (10) HUELIN J (ESP)

EGY - Egypt

Shots Distribution

| Players | | | Goals / Shots | | | |
|------------------|--------------|-------------------|---------------|-----------------|------------------|--------------|
| 4 MABROUK H | 5 HUSSEIN M | 6 EL AHMAR A | 8 RAMADAN M | 10 ABDELRAZEK A | 11 HASSABALLAH M | 14 MABROUK H |
| | 0/1 | 1/1 | 1/1 | 2/2 | | |
| | | | 1/1 | 1/1 | 0/1 | |
| | 1/2 | | | 2/2 | 1/1 | |
| | | 1-Post | | 1-Post | | |
| 15 ABD ELSALAM M | 17 MABROUK B | 18 EL FAKHARANY H | 19 YOUSRY H | 20 ZAKY H | | |
| 2/2 | 0/2 | | | | | |
| | | 1/1 | | 1/1 | | |
| | | | 1/1 | 0/1 | | 0/1 |
| 3/5 | 0/1 | 3/3 | 1/1 | | | |
| 1-Missed | | | 1-Blocked | | | |

| Team | Offence | Defence | Goalkeepers | | | | | | | | | | | | | | | | | | | | | | | | | | | | | | | | | |
|---|---------|---------|---------------|-----|--|-----|-----|-----|-----|--|--|--|-----|-----|--|-----|--|-----|-----|-----|------|-----|-----|--|-----|--|-----|-----|-----|------|-----|--|-----|--|-----|-----|
| Goals / Shots | | | Saves / Shots | | | | | | | | | | | | | | | | | | | | | | | | | | | | | | | | | |
| <table border="1"> <tr><td>4/5</td><td>0/2</td><td>4/4</td></tr> <tr><td>2/2</td><td></td><td>1/5</td></tr> <tr><td>5/8</td><td>0/1</td><td>6/6</td></tr> </table> <p>1-Missed 2-Post 1-Blocked</p> | 4/5 | 0/2 | 4/4 | 2/2 | | 1/5 | 5/8 | 0/1 | 6/6 | | | <table border="1"> <tr><td>0/1</td><td>1/1</td><td></td></tr> <tr><td>2/3</td><td></td><td>1/4</td></tr> <tr><td>4/9</td><td>3/6</td><td>2/13</td></tr> </table> <p>12 NAKIB M</p> <table border="1"> <tr><td>0/1</td><td>1/1</td><td></td></tr> <tr><td>1/2</td><td></td><td>1/3</td></tr> <tr><td>4/9</td><td>3/5</td><td>2/10</td></tr> </table> <p>16 ABDEL MAKSOU D W</p> <table border="1"> <tr><td>1/1</td><td></td><td>0/1</td></tr> <tr><td></td><td>0/1</td><td>0/3</td></tr> </table> | 0/1 | 1/1 | | 2/3 | | 1/4 | 4/9 | 3/6 | 2/13 | 0/1 | 1/1 | | 1/2 | | 1/3 | 4/9 | 3/5 | 2/10 | 1/1 | | 0/1 | | 0/1 | 0/3 |
| 4/5 | 0/2 | 4/4 | | | | | | | | | | | | | | | | | | | | | | | | | | | | | | | | | | |
| 2/2 | | 1/5 | | | | | | | | | | | | | | | | | | | | | | | | | | | | | | | | | | |
| 5/8 | 0/1 | 6/6 | | | | | | | | | | | | | | | | | | | | | | | | | | | | | | | | | | |
| 0/1 | 1/1 | | | | | | | | | | | | | | | | | | | | | | | | | | | | | | | | | | | |
| 2/3 | | 1/4 | | | | | | | | | | | | | | | | | | | | | | | | | | | | | | | | | | |
| 4/9 | 3/6 | 2/13 | | | | | | | | | | | | | | | | | | | | | | | | | | | | | | | | | | |
| 0/1 | 1/1 | | | | | | | | | | | | | | | | | | | | | | | | | | | | | | | | | | | |
| 1/2 | | 1/3 | | | | | | | | | | | | | | | | | | | | | | | | | | | | | | | | | | |
| 4/9 | 3/5 | 2/10 | | | | | | | | | | | | | | | | | | | | | | | | | | | | | | | | | | |
| 1/1 | | 0/1 | | | | | | | | | | | | | | | | | | | | | | | | | | | | | | | | | | |
| | 0/1 | 0/3 | | | | | | | | | | | | | | | | | | | | | | | | | | | | | | | | | | |

MATCH TEAM STATISTICS

参赛队技术统计 / STATISTIQUES DU MATCH PAR ÉQUIPE

CORRECTED

EGY 22 - 24 KOR

(11 - 8) (11 - 16)

Referees: (9) BRETO V / (10) HUELIN J (ESP)

KOR - Korea

| No. | Name | Shots | | | | | | | | Offence | | Defence | | Penalties | | | TP | |
|-----|----------------|-------|-----|-----|------|-------|-----|-----|-----|---------|----|---------|----|-----------|------|----|----|-------|
| | | G/S | % | 6m | Wing | 9m | 7m | FB | BT | AS | TF | ST | BS | YC | 2Min | RC | | EX |
| 1 | HAN Kyungtai | | | | | | | | | | | | | | | | | 36:36 |
| 2 | JEONG Yikyong | 2/7 | 29 | | | 2/6 | | 0/1 | | | 1 | | | | | 2 | | 28:39 |
| 6 | KIM Teawan | | | | | | | | | 1 | | | | | | | | 42:11 |
| 7 | JUNG Suyoung | 5/8 | 63 | 1/1 | 1/1 | 2/4 | | 1/1 | 0/1 | | 1 | | | | | | | 55:12 |
| 8 | PARK Junggeu | 3/4 | 75 | 3/4 | | | | | | 2 | 1 | | 1 | 1 | 1 | | | 53:35 |
| 10 | PARK Chanyong | | | | | | | | | | | | | | | | | 0:32 |
| 13 | YOON Kyungshin | 0/1 | 0 | | | 0/1 | | | | | 2 | | | | | | | 12:49 |
| 14 | CHO Chihyo | 1/3 | 33 | | | 0/1 | 1/2 | | | | | | | | | | | 16:04 |
| 15 | LEE Teayoung | 2/2 | 100 | | | | 2/2 | | | 1 | | | | | | | | 25:40 |
| 16 | KANG Ilkoo | | | | | | | | | | | | | | | | | 24:01 |
| 17 | LEE Jaewoo | 3/4 | 75 | 1/1 | | 2/3 | | | | 5 | 1 | | | 1 | | | | 46:08 |
| 18 | PAEK Wonchul | 7/12 | 58 | | 0/1 | 5/7 | 1/2 | 1/1 | 0/1 | 3 | 2 | | | | | | | 35:05 |
| 20 | KO Kyungsoo | 1/1 | 100 | | | 1/1 | | | | 1 | 1 | | | | | | | 26:19 |
| 23 | YOON Kyungmin | 0/2 | 0 | | 0/1 | | | 0/1 | | | | | | 1 | | | | 17:09 |
| | Bench/Team | | | | | | | | | | | | | | | | | |
| | Totals | 24/44 | 55 | 5/6 | 1/3 | 12/23 | 4/6 | 2/4 | 0/2 | 13 | 9 | 0 | 1 | 3 | 3 | 0 | 0 | |

| No. | Name | Total Shots | | 6m Shots | | Wing Shots | | 9m Shots | | 7m Shots | | Fast Breaks | | Breakthroughs | |
|-----|---------------|-------------|----|----------|----|------------|-----|----------|----|----------|---|-------------|---|---------------|----|
| | | S/S | % | S/S | % | S/S | % | S/S | % | S/S | % | S/S | % | S/S | % |
| 1 | HAN Kyungtai | 7/20 | 35 | 1/4 | 25 | 1/1 | 100 | 4/11 | 36 | | | 0/2 | 0 | 1/2 | 50 |
| 16 | KANG Ilkoo | 4/13 | 31 | 0/3 | 0 | 1/1 | 100 | 3/4 | 75 | | | 0/2 | 0 | 0/3 | 0 |
| | Totals | 11/33 | 33 | 1/7 | 14 | 2/2 | 100 | 7/15 | 47 | 0/0 | 0 | 0/4 | 0 | 1/5 | 20 |

| Team Shots | Goals | Saves | Missed | Post | Blocked | Total | % |
|---------------|-------|-------|--------|------|---------|-------|----|
| 6m Shots | 5 | 1 | 0 | 0 | 0 | 6 | 83 |
| Wing Shots | 1 | 2 | 0 | 0 | 0 | 3 | 33 |
| 9m Shots | 12 | 5 | 2 | 2 | 2 | 23 | 52 |
| 7m Shots | 4 | 1 | 0 | 1 | n/a | 6 | 67 |
| Fast Breaks | 2 | 2 | 0 | 0 | 0 | 4 | 50 |
| Breakthroughs | 0 | 2 | 0 | 0 | 0 | 2 | 0 |
| Totals | 24 | 13 | 2 | 3 | 2 | 44 | 55 |

Number of Attacks: 50, Scoring Efficiency: 48%

MATCH TEAM STATISTICS

参赛队技术统计 / STATISTIQUES DU MATCH PAR ÉQUIPE

CORRECTED

EGY 22 - 24 KOR

(11 - 8) (11 - 16)

Referees: (9) BRETO V / (10) HUELIN J (ESP)

KOR - Korea

Shots Distribution

| Players | | |
|-----------------|-----------|------------------|
| Goals / Shots | | |
| 2 JEONG Y | 6 KIM T | 7 JUNG S |
| 0/1 | | 0/1 1/1 |
| 2/3 | | 1/1 1/1 2/2 |
| 1-Missed 1-Post | | 1-Post 1-Blocked |
| 8 PARK J | 10 PARK C | 13 YOON K |
| | | |
| | | 0/1 |
| | 0/1 2/2 | |
| | | 0/1 |
| | | 0/1 1/1 |
| 15 LEE T | 17 LEE J | 18 PAEK W |
| | | 1/1 |
| | | 0/1 1/1 |
| 2/2 | 1/1 2/2 | 1/2 4/5 |
| | 1-Missed | 1-Post 1-Blocked |
| 20 KO K | 23 YOON K | |
| 1/1 | | |
| | | |
| | 0/1 0/1 | |

| Team | Offence | Defence | Goalkeepers |
|---------------------------|---------------------|-------------------|---------------|
| Goals / Shots | | | Saves / Shots |
| 1/1 0/1 | 0/2 Breakthroughs | 4/5 Breakthroughs | 1/5 2/2 0/4 |
| 1/3 3/4 | 1/1 4/7 | 1/4 1/3 | 0/2 4/5 |
| 5/9 3/6 11/13 | 4/5 3/10 | 7/11 4/5 | 3/8 1/1 0/6 |
| 2-Missed 3-Post 2-Blocked | 4/6 7m 0/0 5/6 | 0/1 1/1 | 1 HAN K |
| | 0/2 2/4 Fast Breaks | 0/0 7m 0/2 | 0/4 1/1 0/1 |
| | | 4/5 Fast Breaks | 0/1 4/5 |
| | | | 1/3 1/1 0/4 |
| | | | 16 KANG I |
| | | | 1/1 1/1 0/3 |
| | | | 0/1 |
| | | | 2/5 0/2 |

Goalkeeper Statistics Korea

| Legend: | |
|---------------------|---------------------------|
| % Efficiency | 2Min 2 Minute Suspensions |
| AS Assists | BS Blocked Shots |
| G/S Goals/Shots | n/a not applicable |
| TF Technical Faults | TP Time Played |
| 6m 6-metre Shots | BT Breakthroughs |
| 7m 7-metre Shots | EX Exclusions |
| 9m 9-metre Shots | FB Fast Breaks |
| | RC Red Cards |
| | S/S Saves/Shots |
| | ST Steals |
| | Wing Wing Shots |
| | YC Yellow Cards |



RESULTS
 比赛成绩 / RÉSULTATS
RUS 24 - 24 GER
 (11 - 10) (13 - 14)

Referees: (19) BAUM M / (20) GORALCZYK M (POL)

RUNNING SCORE
RUS - GER

RUS - Russian Fed.

| Players | | Shots | | | | | | | | Penalties | | | |
|------------|------------------------|-------|-----|------|------|------|-----|-----|-----|-----------|------|----|----|
| No. | Name | G/S | % | 6m | Wing | 9m | 7m | FB | BT | YC | 2Min | RC | EX |
| 1 | GRAMS Oleg | | | | | | | | | | | | |
| 2 | FILIPPOV Vasily | 6/8 | 75 | 0/1 | | 2/3 | | 2/2 | 2/2 | | | | |
| 6 | KRIVOSHLYKOV Denis | | | | | | | | | | | | |
| 8 | EVDOKIMOV Egor | 1/1 | 100 | 1/1 | | | | | | | 1 | | |
| 10 | CHERNOIVANOV Alexander | 4/5 | 80 | 4/5 | | | | | | | 1 | | |
| 15 | RASTVORTSEV Alexey | 4/8 | 50 | | | 3/7 | | 1/1 | | | | | |
| 16 | KOSTYGOV Alexey | | | | | | | | | | | | |
| 17 | KAMANIN Alexey | 0/3 | 0 | | | 0/3 | | | | | 3 | 1 | |
| 19 | ASLANYAN Samvel | | | | | | | | | | | | |
| 23 | KOKSHAROV Eduard | 1/2 | 50 | | | | 0/1 | 1/1 | | | | | |
| 25 | KOVALEV Dmitry | 3/6 | 50 | 0/2 | 2/3 | | | 1/1 | | | | | |
| 31 | DIBIROV Timur | 0/1 | 0 | | | | | 0/1 | | | | | |
| 35 | IGROPULO Konstantin | 4/8 | 50 | | 0/1 | 2/4 | 2/2 | 0/1 | | 1 | 1 | | |
| 77 | IVANOV Vitaly | 1/3 | 33 | 0/1 | | 0/1 | | | 1/1 | | | | |
| Bench/Team | | | | | | | | | | | | | |
| Totals | | 24/45 | 53 | 5/10 | 2/4 | 7/18 | 2/3 | 5/7 | 3/3 | 1 | 6 | 1 | 0 |

| Goalkeepers | | Saves | | | | | | | |
|-------------|-----------------|-------|----|-----|------|------|-----|-----|-----|
| No. | Name | S/S | % | 6m | Wing | 9m | 7m | FB | BT |
| 1 | GRAMS Oleg | 15/38 | 39 | 4/9 | 2/7 | 4/11 | | 1/6 | 4/5 |
| 16 | KOSTYGOV Alexey | 0/1 | 0 | | | | 0/1 | | |
| Totals | | 15/39 | 38 | 4/9 | 2/7 | 4/11 | 0/1 | 1/6 | 4/5 |

GER - Germany

| Players | | Shots | | | | | | | | Penalties | | | |
|------------|---------------------------|-------|-----|-----|------|------|-----|-----|-----|-----------|------|----|----|
| No. | Name | G/S | % | 6m | Wing | 9m | 7m | FB | BT | YC | 2Min | RC | EX |
| 1 | FRITZ Henning | | | | | | | | | | | | |
| 4 | ROGGISCH Oliver | | | | | | | | | 1 | 2 | | |
| 5 | KLEIN Dominik | 1/1 | 100 | | | | | 1/1 | | | | | |
| 8 | SCHWARZER Christian | 1/4 | 25 | 0/3 | | | | 1/1 | | | | | |
| 10 | KOHRMANN Oliver | 0/1 | 0 | | | | | | 0/1 | | | | |
| 11 | GLANDORF Holger | 5/10 | 50 | 2/2 | | 2/5 | | 0/1 | 1/2 | 1 | | | |
| 12 | BITTER Johannes | | | | | | | | | | | | |
| 13 | CHRISTOPHERSEN Sven-Soren | | | | | | | | | | | | |
| 14 | ZEITZ Christian | 2/7 | 29 | 0/1 | | 2/5 | | | 0/1 | | | | |
| 15 | JANSEN Torsten | 3/4 | 75 | | 2/3 | | 1/1 | | | | 1 | | |
| 17 | KLIMOVETS Andrei | 1/1 | 100 | | | | | 1/1 | | | | | |
| 18 | KRAUS Michael | 6/9 | 67 | 3/3 | | 2/4 | | 1/1 | 0/1 | | | | |
| 19 | KEHRMANN Florian | 5/8 | 63 | | 3/6 | 1/1 | | 1/1 | | 1 | | | |
| 24 | HAASS Michael | | | | | | | | | | | | |
| Bench/Team | | | | | | | | | | 1 | | | |
| Totals | | 24/45 | 53 | 5/9 | 5/9 | 7/15 | 1/1 | 5/6 | 1/5 | 4 | 3 | 0 | 0 |

| Goalkeepers | | Saves | | | | | | | |
|-------------|-----------------|-------|----|-----|------|------|-----|-----|-----|
| No. | Name | S/S | % | 6m | Wing | 9m | 7m | FB | BT |
| 1 | FRITZ Henning | | | | | | | | |
| 12 | BITTER Johannes | 14/38 | 37 | 4/9 | 1/3 | 6/13 | 1/3 | 2/7 | 0/3 |
| Totals | | 14/38 | 37 | 4/9 | 1/3 | 6/13 | 1/3 | 2/7 | 0/3 |

| 1st Half | |
|-------------|---------------|
| 0 (1') 1 | GLANDORF H |
| 1 (2') 1 | KOVALEV D |
| 1 (2') 2 | KRAUS M |
| 1 (3') 3 | KEHRMANN F |
| 1 (6') 4 | JANSEN T |
| 2 (9') 4 | RASTVORTSEV A |
| 3 (12') 4 | RASTVORTSEV A |
| 4 (13') 4 | KOVALEV D |
| 4 (14') 5 | KEHRMANN F |
| 5 (15') 5 | FILIPPOV V |
| 5 (16') 6 | JANSEN T |
| 5 (20') 7 | KRAUS M |
| 6 (21') 7 | FILIPPOV V |
| 7 (21') 7 | KOKSHAROV E |
| 7 (22') 8 | GLANDORF H |
| 8 (25') 8 | FILIPPOV V |
| 8 (26') 9 | ZEITZ C |
| 9 (26') 9 | EVDOKIMOV E |
| 10 (27') 9 | RASTVORTSEV A |
| 10 (27') 10 | ZEITZ C |
| 11 (30') 10 | FILIPPOV V |

| 2nd Half | |
|-------------|----------------|
| 12 (32') 10 | CHERNOIVANOV A |
| 12 (33') 11 | KLIMOVETS A |
| 13 (33') 11 | IGROPULO K |
| 13 (34') 12 | GLANDORF H |
| 14 (34') 12 | KOVALEV D |
| 15 (35') 12 | RASTVORTSEV A |
| 15 (36') 13 | JANSEN T |
| 15 (38') 14 | KRAUS M |
| 15 (39') 15 | KEHRMANN F |
| 15 (41') 16 | KEHRMANN F |
| 16 (43') 16 | FILIPPOV V |
| 16 (43') 17 | KRAUS M |
| 17 (47') 17 | IGROPULO K |
| 17 (48') 18 | GLANDORF H |
| 18 (48') 18 | CHERNOIVANOV A |
| 18 (49') 19 | SCHWARZER C |
| 19 (50') 19 | CHERNOIVANOV A |
| 19 (51') 20 | KRAUS M |
| 19 (51') 21 | KLEIN D |
| 20 (54') 21 | IVANOV V |
| 20 (54') 22 | GLANDORF H |
| 21 (56') 22 | CHERNOIVANOV A |
| 21 (56') 23 | KRAUS M |
| 22 (57') 23 | IGROPULO K |
| 23 (58') 23 | FILIPPOV V |
| 23 (59') 24 | KEHRMANN F |
| 24 (60') 24 | IGROPULO K |

| | | | | | | | | | |
|----------------|---------------|------|----------------------|----|---------------|-----|---------------|----|---------------|
| Legend: | | | | | | | | | |
| % | Efficiency | 2Min | 2 Minute Suspensions | 6m | 6-metre Shots | 7m | 7-metre Shots | 9m | 9-metre Shots |
| BT | Breakthroughs | EX | Exclusions | FB | Fast Breaks | G/S | Goals/Shots | RC | Red Cards |
| S/S | Saves/Shots | Wing | Wing Shots | YC | Yellow Cards | | | | |



MATCH TEAM STATISTICS

参赛队技术统计 / STATISTIQUES DU MATCH PAR ÉQUIPE

RUS 24 - 24 GER

(11 - 10) (13 - 14)

Referees: (19) BAUM M / (20) GORALCZYK M (POL)

RUS - Russian Fed.

| Players | | Shots | | | | | | | | Offence | | Defence | | Penalties | | | | TP |
|---------------|------------------------|-------|-----|------|------|------|-----|-----|-----|---------|----|---------|----|-----------|------|----|----|-------|
| No. | Name | G/S | % | 6m | Wing | 9m | 7m | FB | BT | AS | TF | ST | BS | YC | 2Min | RC | EX | |
| 1 | GRAMS Oleg | | | | | | | | | | | | | | | | | 59:49 |
| 2 | FILIPPOV Vasily | 6/8 | 75 | 0/1 | | 2/3 | | 2/2 | 2/2 | 3 | 2 | 1 | | | | | | 41:54 |
| 6 | KRIVOSHLYKOV Denis | | | | | | | | | | | | | | | | | |
| 8 | EVDOKIMOV Egor | 1/1 | 100 | 1/1 | | | | | | | 2 | | | | | | | 35:12 |
| 10 | CHERNOIVANOV Alexander | 4/5 | 80 | 4/5 | | | | | | 1 | 1 | | 1 | | | | | 36:04 |
| 15 | RASTVORTSEV Alexey | 4/8 | 50 | | | 3/7 | | 1/1 | | 1 | | | 1 | | | | | 28:53 |
| 16 | KOSTYGOV Alexey | | | | | | | | | | | | | | | | | 0:11 |
| 17 | KAMANIN Alexey | 0/3 | 0 | | | 0/3 | | | | | 1 | | | | | 3 | 1 | 27:32 |
| 19 | ASLANYAN Samvel | | | | | | | | | | | | | | | | | |
| 23 | KOKSHAROV Eduard | 1/2 | 50 | | | | 0/1 | 1/1 | | 1 | | 1 | | | | | | 47:53 |
| 25 | KOVALEV Dmitry | 3/6 | 50 | 0/2 | 2/3 | | | 1/1 | | | 1 | | | | | | | 60:00 |
| 31 | DIBIROV Timur | 0/1 | 0 | | | | | 0/1 | | | | | | | | | | 8:12 |
| 35 | IGROPULO Konstantin | 4/8 | 50 | | 0/1 | 2/4 | 2/2 | 0/1 | | 3 | 4 | 1 | | 1 | | 1 | | 52:43 |
| 77 | IVANOV Vitaly | 1/3 | 33 | 0/1 | | 0/1 | | | 1/1 | 1 | 1 | | | | | | | 21:37 |
| | Bench/Team | | | | | | | | | | | | | | | | | |
| Totals | | 24/45 | 53 | 5/10 | 2/4 | 7/18 | 2/3 | 5/7 | 3/3 | 10 | 12 | 3 | 2 | 1 | 6 | 1 | 0 | |

| Goalkeepers | | Total Shots | | 6m Shots | | Wing Shots | | 9m Shots | | 7m Shots | | Fast Breaks | | Breakthroughs | |
|---------------|-----------------|-------------|----|----------|----|------------|----|----------|----|----------|---|-------------|----|---------------|----|
| No. | Name | S/S | % | S/S | % | S/S | % | S/S | % | S/S | % | S/S | % | S/S | % |
| 1 | GRAMS Oleg | 15/38 | 39 | 4/9 | 44 | 2/7 | 29 | 4/11 | 36 | | | 1/6 | 17 | 4/5 | 80 |
| 16 | KOSTYGOV Alexey | 0/1 | 0 | | | | | | | 0/1 | 0 | | | | |
| Totals | | 15/39 | 38 | 4/9 | 44 | 2/7 | 29 | 4/11 | 36 | 0/1 | 0 | 1/6 | 17 | 4/5 | 80 |

| Team Shots | Goals | Saves | Missed | Post | Blocked | Total | % |
|---------------|-------|-------|--------|------|---------|-------|-----|
| 6m Shots | 5 | 4 | 1 | 0 | 0 | 10 | 50 |
| Wing Shots | 2 | 1 | 1 | 0 | 0 | 4 | 50 |
| 9m Shots | 7 | 6 | 3 | 1 | 1 | 18 | 39 |
| 7m Shots | 2 | 1 | 0 | 0 | n/a | 3 | 67 |
| Fast Breaks | 5 | 2 | 0 | 0 | 0 | 7 | 71 |
| Breakthroughs | 3 | 0 | 0 | 0 | 0 | 3 | 100 |
| Totals | 24 | 14 | 5 | 1 | 1 | 45 | 53 |

Number of Attacks: 53, Scoring Efficiency: 45%



OSC GYMNASIUM
 奥体中心体育馆
 GYMNASE DU CSO

SAT 星期六 SAM
 16 AUG 2008
 15:45

HANDBALL
 手球 / HANDBALL

MEN
 男子项目 / HOMMES

PRELIMINARY GROUP B - MATCH 22
 预赛B组 - 第22场 / PRÉLIMINAIRE GROUPE B - MATCH 22



MATCH TEAM STATISTICS
 参赛队技术统计 / STATISTIQUES DU MATCH PAR ÉQUIPE

RUS 24 - 24 GER
 (11 - 10) (13 - 14)

Referees: (19) BAUM M / (20) GORALCZYK M (POL)

RUS - Russian Fed.

Shots Distribution

| Players | | | Goals / Shots | | | |
|-----------------|------------------|---------------|-------------------|-----------------------------|--------------|---------------|
| 2 FILIPPOV V | 6 KRIVOSHLYKOV D | 8 EVDOKIMOV E | 10 CHERNOIVANOV A | 15 RASTVORTSEV A | 17 KAMANIN A | 19 ASLANYAN S |
| 1/1 | | 1/1 | 1/1 | 1/1 | 0/1 | |
| 1/1 | | | 1/2 | 1/2 | 0/1 | |
| 1/1 | | | 1/1 | 2/2 | | |
| 1-Missed 1-Post | | | | 1-Missed 1-Blocked 1-Missed | | |
| 23 KOKSHAROV E | 25 KOVALEV D | 31 DIBIROV T | 35 IGROPULO K | 77 IVANOV V | | |
| 0/1 | 1/1 | | 1/1 | 0/1 | | |
| | 0/2 | | 1/2 | 1/1 | | |
| | 2/2 | 0/1 | 1/1 | 0/1 | | |
| | | | 2-Missed | | | |

| Team | Offence | Defence | Goalkeepers | | | | | | | | | | | | | | | | | | | | | | | | | | | | | | |
|--|---------|---------|---------------|-----|--|-----|-----|-----|-----|--|--|---|-----|-----|-----|------|-----|-----|-----|-----|-----|-----|-----|-----|------|-----|-----|-----|-----|-----|-----|--|--|
| Goals / Shots | | | Saves / Shots | | | | | | | | | | | | | | | | | | | | | | | | | | | | | | |
| <table border="1"> <tr><td>2/2</td><td>2/3</td><td>3/3</td></tr> <tr><td>3/7</td><td></td><td>3/7</td></tr> <tr><td>2/3</td><td>4/4</td><td>5/9</td></tr> </table> 5-Missed 1-Post 1-Blocked | 2/2 | 2/3 | 3/3 | 3/7 | | 3/7 | 2/3 | 4/4 | 5/9 | | | <table border="1"> <tr><td>0/3</td><td>0/2</td><td>0/3</td></tr> <tr><td>6/11</td><td>3/3</td><td>2/2</td></tr> <tr><td>2/6</td><td>2/7</td><td>0/2</td></tr> </table> 1 GRAMS O <table border="1"> <tr><td>0/3</td><td>0/2</td><td>0/3</td></tr> <tr><td>6/10</td><td>3/3</td><td>2/2</td></tr> <tr><td>2/6</td><td>2/7</td><td>0/2</td></tr> </table> 16 KOSTYGOV A <table border="1"> <tr><td>0/1</td><td></td><td></td></tr> </table> | 0/3 | 0/2 | 0/3 | 6/11 | 3/3 | 2/2 | 2/6 | 2/7 | 0/2 | 0/3 | 0/2 | 0/3 | 6/10 | 3/3 | 2/2 | 2/6 | 2/7 | 0/2 | 0/1 | | |
| 2/2 | 2/3 | 3/3 | | | | | | | | | | | | | | | | | | | | | | | | | | | | | | | |
| 3/7 | | 3/7 | | | | | | | | | | | | | | | | | | | | | | | | | | | | | | | |
| 2/3 | 4/4 | 5/9 | | | | | | | | | | | | | | | | | | | | | | | | | | | | | | | |
| 0/3 | 0/2 | 0/3 | | | | | | | | | | | | | | | | | | | | | | | | | | | | | | | |
| 6/11 | 3/3 | 2/2 | | | | | | | | | | | | | | | | | | | | | | | | | | | | | | | |
| 2/6 | 2/7 | 0/2 | | | | | | | | | | | | | | | | | | | | | | | | | | | | | | | |
| 0/3 | 0/2 | 0/3 | | | | | | | | | | | | | | | | | | | | | | | | | | | | | | | |
| 6/10 | 3/3 | 2/2 | | | | | | | | | | | | | | | | | | | | | | | | | | | | | | | |
| 2/6 | 2/7 | 0/2 | | | | | | | | | | | | | | | | | | | | | | | | | | | | | | | |
| 0/1 | | | | | | | | | | | | | | | | | | | | | | | | | | | | | | | | | |



MATCH TEAM STATISTICS

参赛队技术统计 / STATISTIQUES DU MATCH PAR ÉQUIPE

RUS 24 - 24 GER

(11 - 10) (13 - 14)

Referees: (19) BAUM M / (20) GORALCZYK M (POL)

GER - Germany

| No. | Name | Shots | | | | | | | | Offence | | Defence | | Penalties | | | | TP | | | |
|---------------|---------------------------|-------|-----|-----|------|------|-----|-----|-----|---------|----|---------|----|-----------|------|----|----|----|--|--|-------|
| | | G/S | % | 6m | Wing | 9m | 7m | FB | BT | AS | TF | ST | BS | YC | 2Min | RC | EX | | | | |
| 1 | FRITZ Henning | | | | | | | | | | | | | | | | | | | | |
| 4 | ROGGISCH Oliver | | | | | | | | | | | | | 1 | 2 | | | | | | 28:01 |
| 5 | KLEIN Dominik | 1/1 | 100 | | | | | 1/1 | | | | | | | | | | | | | 16:54 |
| 8 | SCHWARZER Christian | 1/4 | 25 | 0/3 | | | | 1/1 | | | | | | | | | | | | | 26:39 |
| 10 | KOHRMANN Oliver | 0/1 | 0 | | | | | | 0/1 | 3 | 3 | | | | | | | | | | 45:58 |
| 11 | GLANDORF Holger | 5/10 | 50 | 2/2 | | 2/5 | | 0/1 | 1/2 | 2 | | | | 1 | | | | | | | 48:58 |
| 12 | BITTER Johannes | | | | | | | | | | | | | | | | | | | | 60:00 |
| 13 | CHRISTOPHERSEN Sven-Soren | | | | | | | | | | | | | | | | | | | | 3:52 |
| 14 | ZEITZ Christian | 2/7 | 29 | 0/1 | | 2/5 | | | 0/1 | | 3 | | | | | | | | | | 11:34 |
| 15 | JANSEN Torsten | 3/4 | 75 | | 2/3 | | 1/1 | | | | 1 | 1 | 1 | | 1 | | | | | | 51:17 |
| 17 | KLIMOVETS Andrei | 1/1 | 100 | | | | | 1/1 | | 1 | | 1 | 1 | | | | | | | | 32:00 |
| 18 | KRAUS Michael | 6/9 | 67 | 3/3 | | 2/4 | | 1/1 | 0/1 | 2 | 4 | | | | | | | | | | 34:09 |
| 19 | KEHRMANN Florian | 5/8 | 63 | | 3/6 | 1/1 | | 1/1 | | 2 | 1 | 1 | | 1 | | | | | | | 60:00 |
| 24 | HAASS Michael | | | | | | | | | | | | | | | | | | | | 0:38 |
| | Bench/Team | | | | | | | | | | | | | 1 | | | | | | | |
| Totals | | 24/45 | 53 | 5/9 | 5/9 | 7/15 | 1/1 | 5/6 | 1/5 | 10 | 12 | 3 | 2 | 4 | 3 | 0 | 0 | | | | |

| No. | Name | Total Shots | | 6m Shots | | Wing Shots | | 9m Shots | | 7m Shots | | Fast Breaks | | Breakthroughs | |
|---------------|-----------------|-------------|----|----------|----|------------|----|----------|----|----------|----|-------------|----|---------------|---|
| | | S/S | % | S/S | % | S/S | % | S/S | % | S/S | % | S/S | % | S/S | % |
| 1 | FRITZ Henning | | | | | | | | | | | | | | |
| 12 | BITTER Johannes | 14/38 | 37 | 4/9 | 44 | 1/3 | 33 | 6/13 | 46 | 1/3 | 33 | 2/7 | 29 | 0/3 | 0 |
| Totals | | 14/38 | 37 | 4/9 | 44 | 1/3 | 33 | 6/13 | 46 | 1/3 | 33 | 2/7 | 29 | 0/3 | 0 |

| Team Shots | Goals | Saves | Missed | Post | Blocked | Total | % |
|---------------|-------|-------|--------|------|---------|-------|-----|
| 6m Shots | 5 | 4 | 0 | 0 | 0 | 9 | 56 |
| Wing Shots | 5 | 2 | 0 | 2 | 0 | 9 | 56 |
| 9m Shots | 7 | 4 | 1 | 1 | 2 | 15 | 47 |
| 7m Shots | 1 | 0 | 0 | 0 | n/a | 1 | 100 |
| Fast Breaks | 5 | 1 | 0 | 0 | 0 | 6 | 83 |
| Breakthroughs | 1 | 4 | 0 | 0 | 0 | 5 | 20 |
| Totals | 24 | 15 | 1 | 3 | 2 | 45 | 53 |

Number of Attacks: 53, Scoring Efficiency: 45%



OSC GYMNASIUM
 奥体中心体育馆
 GYMNASE DU CSO

SAT 星期六 SAM
 16 AUG 2008
 15:45

HANDBALL
 手球 / HANDBALL

MEN
 男子项目 / HOMMES

PRELIMINARY GROUP B - MATCH 22
 预赛B组 - 第22场 / PRÉLIMINAIRE GROUPE B - MATCH 22



MATCH TEAM STATISTICS

参赛队技术统计 / STATISTIQUES DU MATCH PAR ÉQUIPE

RUS 24 - 24 GER
 (11 - 10) (13 - 14)

Referees: (19) BAUM M / (20) GORALCZYK M (POL)

GER - Germany

Shots Distribution

| Players | | | Goals / Shots | | | |
|-----------------|----------------|-----------------------------|---------------|--------------------|---------------------|-------------|
| 4 ROGGISCH O | 5 KLEIN D | 8 SCHWARZER C | 10 KOHRMANN O | 11 GLANDORF H | 13 CHRISTOPHERSEN S | 14 ZEITZ C |
| | 1/1 | 0/1 0/1 | 0/1 | 3/4 0/1 0/1 | | 2/2 0/1 0/1 |
| | | 1/2 | | 1-Missed 1-Blocked | | 1-Blocked |
| 15 JANSEN T | 17 KLIMOVETS A | 18 KRAUS M | 19 KEHRMANN F | 24 HAASS M | | |
| 1/1 1/1 0/1 1/1 | | 1/1 1/1 1/1 1/2 0/1 1/1 1/1 | | 1/1 2/2 1/2 1/1 | | |
| | | 1-Post | 2-Post | | | |

| Team | Offence | Defence | Goalkeepers |
|---------------------------|---------|---------|---------------|
| Goals / Shots | | | Saves / Shots |
| 3/3 5/11 4/6 | | | 0/2 4/7 1/3 |
| 2/2 0/3 5/7 | | | 1/3 0/4 4/9 |
| 3/3 0/2 2/2 | | | 0/3 4/7 4/9 |
| 1-Missed 3-Post 2-Blocked | | | |
| | | | 1 FRITZ H |
| | | | |
| | | | 12 BITTER J |
| | | | 0/2 4/7 1/3 |
| | | | 0/3 4/7 4/9 |
| | | | 1/3 0/4 4/9 |

| Legend: | | | | | | | |
|---------|------------------|------|----------------------|------|---------------|-----|---------------|
| % | Efficiency | 2Min | 2 Minute Suspensions | 6m | 6-metre Shots | 7m | 7-metre Shots |
| AS | Assists | BS | Blocked Shots | BT | Breakthroughs | EX | Exclusions |
| G/S | Goals/Shots | n/a | not applicable | RC | Red Cards | S/S | Saves/Shots |
| TF | Technical Faults | TP | Time Played | Wing | Wing Shots | YC | Yellow Cards |
| | | | | | | 9m | 9-metre Shots |
| | | | | | | FB | Fast Breaks |
| | | | | | | ST | Steals |



RESULTS

比赛成绩 / RÉSULTATS

DEN 32 - 32 ISL

(18 - 17) (14 - 15)

Referees: (27) CANBRO R / (28) CLAESSION M (SWE)

RUNNING SCORE

DEN - ISL

DEN - Denmark

| Players | | Shots | | | | | | | | Penalties | | | |
|---------|---------------------------|-------|-----|------|------|-------|-----|-----|-----|-----------|------|----|----|
| No. | Name | G/S | % | 6m | Wing | 9m | 7m | FB | BT | YC | 2Min | RC | EX |
| 1 | HVIDT Kasper | | | | | | | | | | | | |
| 4 | BOESEN Lasse | 5/10 | 50 | | | 5/10 | | | | | | | |
| 6 | JOERGENSEN Lars Troels | | | | | | | | | 1 | 1 | | |
| 7 | JENSEN Jesper | 2/6 | 33 | 1/2 | 1/1 | 0/3 | | | | | | | |
| 9 | CHRISTIANSEN Lars Roslyng | 3/4 | 75 | | | | 0/1 | 3/3 | | | 1 | | |
| 12 | HENRIKSEN Peter | | | | | | | | | | | | |
| 13 | SPELLERBERG Bo | 5/10 | 50 | | | 2/6 | 1/1 | | 2/3 | | | | |
| 15 | HANSEN Mikkel | 3/6 | 50 | 1/1 | | 2/5 | | | | | | | |
| 19 | NOEDDESBO Jesper | 6/6 | 100 | 5/5 | | | | 1/1 | | | 1 | | |
| 22 | SARUP Kasper Soendergaard | 5/8 | 63 | 1/1 | | 3/6 | | | 1/1 | | | | |
| 23 | BOLDSEN Joachim Rietveld | 2/3 | 67 | 1/1 | | 1/2 | | | | 1 | 1 | | |
| 24 | LINDBERG Hans Ottar | 0/1 | 0 | | 0/1 | | | | | | | | |
| 25 | BRUUN JOERGENSEN Klavs | 1/3 | 33 | | | 1/3 | | | | 1 | | | |
| 26 | NIELSEN Kasper | | | | | | | | | | 1 | | |
| | Bench/Team | | | | | | | | | | | | |
| | Totals | 32/57 | 56 | 9/10 | 1/2 | 14/35 | 1/2 | 4/4 | 3/4 | 3 | 5 | 0 | 0 |

| Goalkeepers | | Saves | | | | | | | |
|-------------|-----------------|-------|----|-----|------|-------|-----|-----|-----|
| No. | Name | S/S | % | 6m | Wing | 9m | 7m | FB | BT |
| 1 | HVIDT Kasper | 17/48 | 35 | 1/6 | 2/7 | 12/22 | 0/3 | 1/7 | 1/3 |
| 12 | HENRIKSEN Peter | 0/1 | 0 | | | | 0/1 | | |
| | Totals | 17/49 | 35 | 1/6 | 2/7 | 12/22 | 0/4 | 1/7 | 1/3 |

ISL - Iceland

| Players | | Shots | | | | | | | | Penalties | | | |
|---------|--------------------------|-------|-----|-----|------|-------|-----|-----|-----|-----------|------|----|----|
| No. | Name | G/S | % | 6m | Wing | 9m | 7m | FB | BT | YC | 2Min | RC | EX |
| 1 | GUSTAVSSON Bjorgvin Pall | | | | | | | | | | | | |
| 3 | GEIRSSON Logi | 0/2 | 0 | | | 0/2 | | | | | 1 | 1 | |
| 5 | SIGURDSSON Sigfus | 1/2 | 50 | 0/1 | | | | 1/1 | | | 1 | | |
| 6 | HALLGRIMSSON Asgeir Orn | 2/3 | 67 | | 2/2 | 0/1 | | | | | | | |
| 7 | ATLASON Arnor | 4/7 | 57 | 1/2 | | 2/4 | | 1/1 | | | | | |
| 9 | SIGURDSSON Gudjon Valur | 6/9 | 67 | | 3/4 | 0/1 | | 2/3 | 1/1 | | 1 | | |
| 10 | GUDJONSSON Snorri Steinn | 8/13 | 62 | 1/1 | | 2/6 | 4/5 | | 1/1 | | | | |
| 11 | STEFANSSON Olafur | 5/11 | 45 | | | 5/10 | | | 0/1 | | | | |
| 14 | ASGEIRSSON Sturla | | | | | | | | | | | | |
| 15 | PETERSSON Alexander | 3/6 | 50 | | 0/1 | 1/3 | | 2/2 | | 1 | | | |
| 16 | GUDMUNDSSON Hreidar Levy | | | | | | | | | | | | |
| 17 | JAKOBSSON Sverre Andreas | | | | | | | | | 1 | 1 | | |
| 18 | GUNNARSSON Robert | 3/3 | 100 | 3/3 | | | | | | | | | |
| 19 | INGIMUNDARSON Ingimundur | | | | | | | | | | 2 | | |
| | Bench/Team | | | | | | | | | | | | |
| | Totals | 32/56 | 57 | 5/7 | 5/7 | 10/27 | 4/5 | 6/7 | 2/3 | 2 | 6 | 1 | 0 |

| Goalkeepers | | Saves | | | | | | | |
|-------------|--------------------------|-------|----|------|------|-------|-----|-----|-----|
| No. | Name | S/S | % | 6m | Wing | 9m | 7m | FB | BT |
| 1 | GUSTAVSSON Bjorgvin Pall | 1/10 | 10 | 0/3 | | 1/6 | | 0/1 | |
| 16 | GUDMUNDSSON Hreidar Levy | 13/36 | 36 | 1/7 | 1/2 | 9/18 | 1/2 | 0/3 | 1/4 |
| | Totals | 14/46 | 30 | 1/10 | 1/2 | 10/24 | 1/2 | 0/4 | 1/4 |

| 1st Half | |
|--------------------|-----------------------------|
| BOESEN L | 1 (1') 0 |
| BOESEN L | 2 (4') 0 |
| | 2 (4') 1 GUDJONSSON SS |
| | 2 (5') 2 GUDJONSSON SS |
| BOESEN L | 3 (6') 2 |
| | 3 (6') 3 SIGURDSSON GV |
| NOEDDESBO J | 4 (8') 3 |
| | 4 (8') 4 ATLASON A |
| BOESEN L | 5 (8') 4 |
| | 5 (9') 5 ATLASON A |
| | 5 (9') 6 PETERSSON A |
| SPELLERBERG B | 6 (9') 6 |
| CHRISTIANSEN LR | 7 (10') 6 |
| | 7 (12') 7 SIGURDSSON GV |
| | 7 (13') 8 GUNNARSSON R |
| NOEDDESBO J | 8 (14') 8 |
| BOLDSEN JR | 9 (14') 8 |
| CHRISTIANSEN LR | 10 (15') 8 |
| JENSEN J | 11 (16') 8 |
| | 11 (16') 9 STEFANSSON O |
| NOEDDESBO J | 12 (16') 9 |
| NOEDDESBO J | 13 (17') 9 |
| | 13 (18') 10 STEFANSSON O |
| SPELLERBERG B | 14 (21') 10 |
| | 14 (21') 11 HALLGRIMSSON AO |
| | 14 (23') 12 HALLGRIMSSON AO |
| SPELLERBERG B | 15 (23') 12 |
| | 15 (24') 13 GUNNARSSON R |
| SARUP KS | 16 (25') 13 |
| | 16 (25') 14 GUDJONSSON SS |
| NOEDDESBO J | 17 (25') 14 |
| BRUUN JOERGENSEN K | 18 (27') 14 |
| | 18 (29') 15 STEFANSSON O |
| | 18 (30') 16 SIGURDSSON GV |
| | 18 (30') 17 SIGURDSSON GV |
| 2nd Half | |
| | 18 (31') 18 GUDJONSSON SS |
| | 18 (32') 19 ATLASON A |
| BOLDSEN JR | 19 (32') 19 |
| SARUP KS | 20 (35') 19 |
| | 20 (35') 20 STEFANSSON O |
| HANSEN M | 21 (36') 20 |
| | 21 (36') 21 GUDJONSSON SS |
| | 21 (38') 22 GUNNARSSON R |
| HANSEN M | 22 (39') 22 |
| CHRISTIANSEN LR | 23 (39') 22 |
| | 23 (40') 23 SIGURDSSON GV |
| | 23 (41') 24 SIGURDSSON S |
| NOEDDESBO J | 24 (44') 24 |
| JENSEN J | 25 (45') 24 |
| | 25 (46') 25 GUDJONSSON SS |
| | 25 (47') 26 GUDJONSSON SS |
| SARUP KS | 26 (47') 26 |
| | 26 (48') 27 PETERSSON A |
| SARUP KS | 27 (49') 27 |
| SARUP KS | 28 (50') 27 |
| SPELLERBERG B | 29 (52') 27 |
| | 29 (55') 28 ATLASON A |
| BOESEN L | 30 (57') 28 |
| | 30 (57') 29 SIGURDSSON GV |
| SPELLERBERG B | 31 (58') 29 |
| | 31 (58') 30 STEFANSSON O |
| | 31 (59') 31 PETERSSON A |
| HANSEN M | 32 (60') 31 |
| | 32 (60') 32 GUDJONSSON SS |

| | | | | | | | | | |
|----------------|---------------|------|----------------------|----|---------------|-----|---------------|----|---------------|
| Legend: | | | | | | | | | |
| % | Efficiency | 2Min | 2 Minute Suspensions | 6m | 6-metre Shots | 7m | 7-metre Shots | 9m | 9-metre Shots |
| BT | Breakthroughs | EX | Exclusions | FB | Fast Breaks | G/S | Goals/Shots | RC | Red Cards |
| S/S | Saves/Shots | Wing | Wing Shots | YC | Yellow Cards | | | | |



MATCH TEAM STATISTICS

参赛队技术统计 / STATISTIQUES DU MATCH PAR ÉQUIPE

DEN 32 - 32 ISL

(18 - 17) (14 - 15)

Referees: (27) CANBRO R / (28) CLAESSION M (SWE)

DEN - Denmark

| Players | | Shots | | | | | | | | Offence | | Defence | | Penalties | | | TP | |
|---------------|---------------------------|-------|-----|------|------|-------|-----|-----|-----|---------|----|---------|----|-----------|------|----|----|-------|
| No. | Name | G/S | % | 6m | Wing | 9m | 7m | FB | BT | AS | TF | ST | BS | YC | 2Min | RC | EX | |
| 1 | HVIDT Kasper | | | | | | | | | | | | | | | | | 59:51 |
| 4 | BOESEN Lasse | 5/10 | 50 | | | 5/10 | | | | | 2 | | | | | | | 15:54 |
| 6 | JOERGENSEN Lars Troels | | | | | | | | | 2 | 1 | | 1 | 1 | 1 | | | 29:57 |
| 7 | JENSEN Jesper | 2/6 | 33 | 1/2 | 1/1 | 0/3 | | | | | | | | | | | | 31:20 |
| 9 | CHRISTIANSEN Lars Roslyng | 3/4 | 75 | | | | 0/1 | 3/3 | | | 1 | | | | | 1 | | 57:00 |
| 12 | HENRIKSEN Peter | | | | | | | | | | | | | | | | | 0:09 |
| 13 | SPELLERBERG Bo | 5/10 | 50 | | | 2/6 | 1/1 | | 2/3 | 6 | 3 | | | | | | | 28:20 |
| 15 | HANSEN Mikkel | 3/6 | 50 | 1/1 | | 2/5 | | | | | | | | | | | | 5:07 |
| 19 | NOEDDESBO Jesper | 6/6 | 100 | 5/5 | | | | 1/1 | | | 1 | | | | 1 | | | 51:21 |
| 22 | SARUP Kasper Soendergaard | 5/8 | 63 | 1/1 | | 3/6 | | | 1/1 | 1 | 2 | | | | | | | 23:59 |
| 23 | BOLDSSEN Joachim Rietveld | 2/3 | 67 | 1/1 | | 1/2 | | | | 1 | | 1 | 1 | 1 | 1 | | | 37:09 |
| 24 | LINDBERG Hans Ottar | 0/1 | 0 | | 0/1 | | | | | | 1 | | | | | | | 49:05 |
| 25 | BRUUN JOERGENSEN Klavs | 1/3 | 33 | | | 1/3 | | | | | 1 | | 1 | 1 | | | | 9:35 |
| 26 | NIELSEN Kasper | | | | | | | | | | | | | | | 1 | | 21:13 |
| | Bench/Team | | | | | | | | | | | | | | | | | |
| Totals | | 32/57 | 56 | 9/10 | 1/2 | 14/35 | 1/2 | 4/4 | 3/4 | 10 | 12 | 1 | 3 | 3 | 5 | 0 | 0 | |

| Goalkeepers | | Total Shots | | 6m Shots | | Wing Shots | | 9m Shots | | 7m Shots | | Fast Breaks | | Breakthroughs | |
|---------------|-----------------|-------------|----|----------|----|------------|----|----------|----|----------|---|-------------|----|---------------|----|
| No. | Name | S/S | % | S/S | % | S/S | % | S/S | % | S/S | % | S/S | % | S/S | % |
| 1 | HVIDT Kasper | 17/48 | 35 | 1/6 | 17 | 2/7 | 29 | 12/22 | 55 | 0/3 | 0 | 1/7 | 14 | 1/3 | 33 |
| 12 | HENRIKSEN Peter | 0/1 | 0 | | | | | | | 0/1 | 0 | | | | |
| Totals | | 17/49 | 35 | 1/6 | 17 | 2/7 | 29 | 12/22 | 55 | 0/4 | 0 | 1/7 | 14 | 1/3 | 33 |

| Team Shots | Goals | Saves | Missed | Post | Blocked | Total | % |
|---------------|-------|-------|--------|------|---------|-------|-----|
| 6m Shots | 9 | 1 | 0 | 0 | 0 | 10 | 90 |
| Wing Shots | 1 | 1 | 0 | 0 | 0 | 2 | 50 |
| 9m Shots | 14 | 10 | 1 | 1 | 9 | 35 | 40 |
| 7m Shots | 1 | 1 | 0 | 0 | n/a | 2 | 50 |
| Fast Breaks | 4 | 0 | 0 | 0 | 0 | 4 | 100 |
| Breakthroughs | 3 | 1 | 0 | 0 | 0 | 4 | 75 |
| Totals | 32 | 14 | 1 | 1 | 9 | 57 | 56 |

Number of Attacks: 55, Scoring Efficiency: 58%



OSC GYMNASIUM
 奥体中心体育馆
 GYMNASE DU CSO

SAT 星期六 SAM
 16 AUG 2008
 20:45

HANDBALL
 手球 / HANDBALL

MEN
 男子项目 / HOMMES

PRELIMINARY GROUP B - MATCH 24
 预赛B组 - 第24场 / PRÉLIMINAIRE GROUPE B - MATCH 24



MATCH TEAM STATISTICS
 参赛队技术统计 / STATISTIQUES DU MATCH PAR ÉQUIPE

DEN 32 - 32 ISL
 (18 - 17) (14 - 15)

Referees: (27) CANBRO R / (28) CLAESSON M (SWE)

DEN - Denmark

Shots Distribution

| Players | | | Goals / Shots | | | |
|-------------|-----------------|----------------|-----------------------|------------------|-------------|----------------|
| 4 BOESEN L | 6 JOERGENSEN LT | 7 JENSEN J | 9 CHRISTIANSEN LR | 13 SPELLERBERG B | 15 HANSEN M | 19 NOEDDESBO J |
| 1/1 | | | | 1/1 0/1 1/1 | 1/1 | 1/1 |
| 2/2 | | | 1/2 | 1/1 | | 1/1 |
| | | 1/3 | | 1/1 | 0/1 | 3/3 |
| 1-Missed | 4-Blocked | | 1-Blocked | 1-Post 1-Blocked | | |
| 22 SARUP KS | 23 BOLDSSEN JR | 24 LINDBERG HO | 25 BRUUN JOERGENSEN K | 26 NIELSEN K | | |
| | 1/1 | | 1/1 | | | |
| 2/2 | | 0/1 | | | | |
| 2/2 | | | | 0/1 | | |
| | 1-Blocked | 1-Blocked | | 1-Blocked | | |

| Team | Offence | Defence | Goalkeepers |
|---------------------------|-------------------|-------------------|----------------|
| Goals / Shots | | | Saves / Shots |
| 6/6 | 3/4 Breakthroughs | 2/3 Breakthroughs | 1/2 1/2 1/3 |
| 7/9 | 4/9 | 0/3 0/0 | 1/4 0/2 |
| 4/7 | 7/8 8/16 | 6/15 5/7 | 5/17 4/6 4/13 |
| 1-Missed 1-Post 9-Blocked | 1/1 2/10 | 4/9 0/0 | |
| | 1/2 7m | 4/5 7m | 1 HVIDT K |
| | 1/1 | 2/3 | 1/2 1/2 1/3 |
| | 4/4 Fast Breaks | 6/7 Fast Breaks | 1/4 0/2 |
| | | | 5/17 4/6 4/12 |
| | | | 12 HENRIKSEN P |
| | | | |
| | | | 0/1 |



MATCH TEAM STATISTICS

参赛队技术统计 / STATISTIQUES DU MATCH PAR ÉQUIPE

DEN 32 - 32 ISL

(18 - 17) (14 - 15)

Referees: (27) CANBRO R / (28) CLAESSION M (SWE)

ISL - Iceland

| No. | Name | Shots | | | | | | | | Offence | | Defence | | Penalties | | | TP | |
|---------------|--------------------------|-------|-----|-----|------|-------|-----|-----|-----|---------|----|---------|----|-----------|------|----|----|-------|
| | | G/S | % | 6m | Wing | 9m | 7m | FB | BT | AS | TF | ST | BS | YC | 2Min | RC | | EX |
| 1 | GUSTAVSSON Bjorgvin Pall | | | | | | | | | | | | | | | | | 13:44 |
| 3 | GEIRSSON Logi | 0/2 | 0 | | | 0/2 | | | | 1 | | 1 | | | 1 | 1 | | 14:50 |
| 5 | SIGURDSSON Sigfus | 1/2 | 50 | 0/1 | | | | 1/1 | | | | 2 | | | 1 | | | 20:31 |
| 6 | HALLGRIMSSON Asgeir Orn | 2/3 | 67 | | 2/2 | 0/1 | | | | 1 | | 1 | 1 | | | | | 33:56 |
| 7 | ATLASON Amor | 4/7 | 57 | 1/2 | | 2/4 | | 1/1 | | 7 | 3 | | 1 | | | | | 44:13 |
| 9 | SIGURDSSON Gudjon Valur | 6/9 | 67 | | 3/4 | 0/1 | | 2/3 | 1/1 | 1 | | 1 | | | 1 | | | 58:57 |
| 10 | GUDJONSSON Snorri Steinn | 8/13 | 62 | 1/1 | | 2/6 | 4/5 | | 1/1 | 3 | 1 | | | | | | | 31:25 |
| 11 | STEFANSSON Olafur | 5/11 | 45 | | | 5/10 | | | 0/1 | 2 | 1 | | | | | | | 51:19 |
| 14 | ASGEIRSSON Sturla | | | | | | | | | | 1 | | | | | | | 3:25 |
| 15 | PETERSSON Alexander | 3/6 | 50 | | 0/1 | 1/3 | | 2/2 | | | | 1 | | 1 | | | | 33:53 |
| 16 | GUDMUNDSSON Hreidar Levy | | | | | | | | | | | | | | | | | 46:12 |
| 17 | JAKOBSSON Sverre Andreas | | | | | | | | | | | 3 | 1 | 1 | | | | 26:31 |
| 18 | GUNNARSSON Robert | 3/3 | 100 | 3/3 | | | | | | 1 | 1 | | | | | | | 23:44 |
| 19 | INGIMUNDARSON Ingimundur | | | | | | | | | | 1 | | 1 | | 2 | | | 17:20 |
| | Bench/Team | | | | | | | | | | | | | | | | | |
| Totals | | 32/56 | 57 | 5/7 | 5/7 | 10/27 | 4/5 | 6/7 | 2/3 | 16 | 8 | 3 | 9 | 2 | 6 | 1 | 0 | |

| No. | Name | Total Shots | | 6m Shots | | Wing Shots | | 9m Shots | | 7m Shots | | Fast Breaks | | Breakthroughs | |
|---------------|--------------------------|-------------|----|----------|----|------------|----|----------|----|----------|----|-------------|---|---------------|----|
| | | S/S | % | S/S | % | S/S | % | S/S | % | S/S | % | S/S | % | S/S | % |
| 1 | GUSTAVSSON Bjorgvin Pall | 1/10 | 10 | 0/3 | 0 | | | 1/6 | 17 | | | 0/1 | 0 | | |
| 16 | GUDMUNDSSON Hreidar Levy | 13/36 | 36 | 1/7 | 14 | 1/2 | 50 | 9/18 | 50 | 1/2 | 50 | 0/3 | 0 | 1/4 | 25 |
| Totals | | 14/46 | 30 | 1/10 | 10 | 1/2 | 50 | 10/24 | 42 | 1/2 | 50 | 0/4 | 0 | 1/4 | 25 |

| Team Shots | Goals | Saves | Missed | Post | Blocked | Total | % |
|---------------|-------|-------|--------|------|---------|-------|----|
| 6m Shots | 5 | 1 | 1 | 0 | 0 | 7 | 71 |
| Wing Shots | 5 | 2 | 0 | 0 | 0 | 7 | 71 |
| 9m Shots | 10 | 12 | 1 | 1 | 3 | 27 | 37 |
| 7m Shots | 4 | 0 | 0 | 1 | n/a | 5 | 80 |
| Fast Breaks | 6 | 1 | 0 | 0 | 0 | 7 | 86 |
| Breakthroughs | 2 | 1 | 0 | 0 | 0 | 3 | 67 |
| Totals | 32 | 17 | 2 | 2 | 3 | 56 | 57 |

Number of Attacks: 56, Scoring Efficiency: 57%



OSC GYMNASIUM
 奥体中心体育馆
 GYMNASE DU CSO

SAT 星期六 SAM
 16 AUG 2008
 20:45

HANDBALL
 手球 / HANDBALL

MEN
 男子项目 / HOMMES

PRELIMINARY GROUP B - MATCH 24
 预赛B组 - 第24场 / PRÉLIMINAIRE GROUPE B - MATCH 24



MATCH TEAM STATISTICS

参赛队技术统计 / STATISTIQUES DU MATCH PAR ÉQUIPE

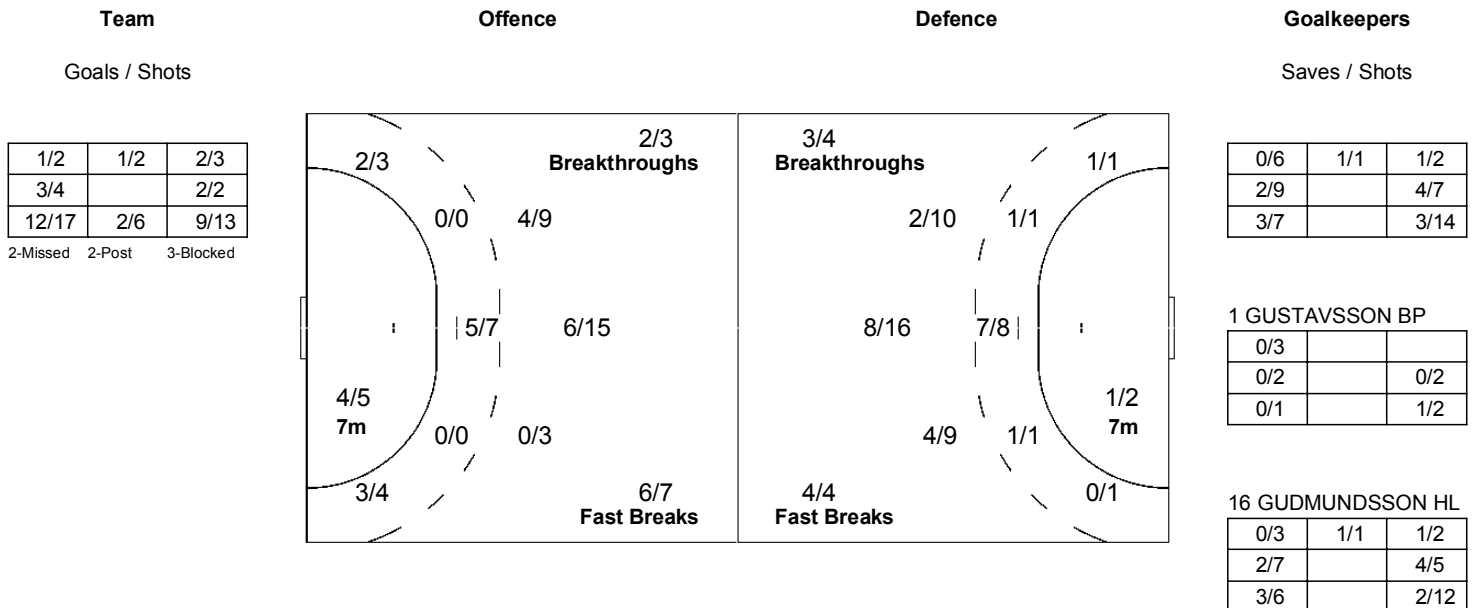
DEN 32 - 32 ISL
 (18 - 17) (14 - 15)

Referees: (27) CANBRO R / (28) CLAESSION M (SWE)

ISL - Iceland

Shots Distribution

| Players | | | Goals / Shots | | | |
|-----------------|----------------|-------------------|-----------------|--------------------|------------------|------------------|
| 3 GEIRSSON L | 5 SIGURDSSON S | 6 HALLGRIMSSON AO | 7 ATLASON A | 9 SIGURDSSON GV | 10 GUDJONSSON SS | 11 STEFANSSON O |
| 0/1 | 0/1 | 1/1 | 1/1 | 2/3 | 1/1 | 2/3 |
| | 1/1 | | | | 1/1 | 0/1 |
| | 0/1 | 1/1 | 1/3 | 2/2 | 2/3 | 4/4 |
| | | 1-Missed | 1-Missed | | 1-Post 1-Blocked | 1-Post 1-Blocked |
| 14 ASGEIRSSON S | 15 PETERSSON A | 17 JAKOBSSON SA | 18 GUNNARSSON R | 19 INGIMUNDARSON I | | |
| | 0/1 | | | | | |
| | 1/1 | | | | | |
| | 1/1 | | 1/1 | 1/1 | | |
| | 1-Blocked | | | | | |



| Legend: | | | |
|---------|------------------|------|----------------------|
| % | Efficiency | 2Min | 2 Minute Suspensions |
| AS | Assists | BS | Blocked Shots |
| G/S | Goals/Shots | n/a | not applicable |
| TF | Technical Faults | TP | Time Played |
| 6m | 6-metre Shots | BT | Breakthroughs |
| 7m | 7-metre Shots | EX | Exclusions |
| RC | Red Cards | S/S | Saves/Shots |
| Wing | Wing Shots | YC | Yellow Cards |
| 9m | 9-metre Shots | FB | Fast Breaks |
| | | ST | Steals |





RESULTS

比赛成绩 / RÉSULTATS

ISL 32 - 32 EGY (14 - 17) (18 - 15)

Referees: (21) DIN C / (22) DINU S (ROU)

ISL - Iceland

| Players | | Shots | | | | | | | | Penalties | | | |
|---------|--------------------------|-------|-----|-------|------|------|-----|-------|-----|-----------|------|----|----|
| No. | Name | G/S | % | 6m | Wing | 9m | 7m | FB | BT | YC | 2Min | RC | EX |
| 1 | GUSTAVSSON Bjorgvin Pall | | | | | | | | | | | | |
| 3 | GEIRSSON Logi | 3/4 | 75 | | | 2/3 | | | 1/1 | | 1 | | |
| 5 | SIGURDSSON Sigfus | 1/1 | 100 | | | | | 1/1 | | | 1 | | |
| 6 | HALLGRIMSSON Asgeir Orn | 1/4 | 25 | | 0/1 | 0/1 | | 0/1 | 1/1 | 1 | | | |
| 7 | ATLASON Arnor | 2/5 | 40 | | | 1/3 | | 1/1 | 0/1 | | | | |
| 9 | SIGURDSSON Gudjon Valur | 10/14 | 71 | 2/2 | 2/3 | 0/1 | | 6/7 | 0/1 | | | | |
| 10 | GUDJONSSON Snorri Steinn | 4/8 | 50 | 2/2 | | 0/2 | 1/2 | 1/2 | | | | | |
| 11 | STEFANSSON Olafur | 2/4 | 50 | 0/1 | | 2/3 | | | | | | | |
| 14 | ASGEIRSSON Sturla | | | | | | | | | | | | |
| 15 | PETERSSON Alexander | 3/3 | 100 | | | 2/2 | | 1/1 | | | 1 | | |
| 16 | GUDMUNDSSON Hreidar Levy | | | | | | | | | | | | |
| 17 | JAKOBSSON Sverre Andreas | | | | | | | | | 1 | 1 | | |
| 18 | GUNNARSSON Robert | 6/6 | 100 | 6/6 | | | | | | | | | |
| 19 | INGIMUNDARSON Ingimundur | | | | | | | | | 1 | | | |
| | Bench/Team | | | | | | | | | 1 | | | |
| | Totals | 32/49 | 65 | 10/11 | 2/4 | 7/15 | 1/2 | 10/13 | 2/4 | 4 | 4 | 0 | 0 |

| Goalkeepers | | Saves | | | | | | | |
|-------------|--------------------------|-------|----|-----|------|------|-----|-----|-----|
| No. | Name | S/S | % | 6m | Wing | 9m | 7m | FB | BT |
| 1 | GUSTAVSSON Bjorgvin Pall | 0/1 | 0 | | | | 0/1 | | |
| 16 | GUDMUNDSSON Hreidar Levy | 12/43 | 28 | 1/5 | 0/5 | 7/18 | 0/4 | 4/7 | 0/4 |
| | Totals | 12/44 | 27 | 1/5 | 0/5 | 7/18 | 0/5 | 4/7 | 0/4 |

EGY - Egypt

| Players | | Shots | | | | | | | | Penalties | | | |
|---------|------------------------|-------|-----|-----|------|-------|-----|-----|-----|-----------|------|----|----|
| No. | Name | G/S | % | 6m | Wing | 9m | 7m | FB | BT | YC | 2Min | RC | EX |
| 4 | MABROUK Hussein | | | | | | | | | | | | |
| 5 | HUSSEIN Moustafa | 6/8 | 75 | | 4/5 | 1/1 | | 1/2 | | 1 | | | |
| 6 | EL AHMAR Ahmed | 1/4 | 25 | | 1/1 | 0/3 | | | | | | | |
| 8 | RAMADAN Mohamed | 4/5 | 80 | 3/3 | | | | 1/2 | | 1 | 1 | | |
| 10 | ABDELRAZEK Abouelfetoh | 3/7 | 43 | | | 2/4 | | 0/2 | 1/1 | | | | |
| 11 | HASSABALLAH Mahmoud | 2/3 | 67 | | | 1/1 | | 0/1 | 1/1 | | 1 | | |
| 12 | NAKIB Mohamed | | | | | | | | | | | | |
| 14 | MABROUK Hassan | | | | | | | | | | 1 | | |
| 15 | ABD ELSALAM Mohamed | 6/9 | 67 | | | 4/7 | | | 2/2 | | | | |
| 16 | ABDEL MAKSOUD Walid | | | | | | | | | | | | |
| 17 | MABROUK Belal | 0/1 | 0 | | | 0/1 | | | | | | | |
| 18 | EL FAKHARANY Hany | 1/1 | 100 | 1/1 | | | | | | 1 | 1 | | |
| 19 | YOUSRY Hassan | 0/2 | 0 | 0/1 | | 0/1 | | | | | | | |
| 20 | ZAKY Hussein | 9/12 | 75 | | | 3/6 | 5/5 | 1/1 | | | 2 | | |
| | Bench/Team | | | | | | | | | | | | |
| | Totals | 32/52 | 62 | 4/5 | 5/6 | 11/24 | 5/5 | 3/8 | 4/4 | 3 | 6 | 0 | 0 |

| Goalkeepers | | Saves | | | | | | | |
|-------------|---------------------|-------|----|------|------|------|-----|------|-----|
| No. | Name | S/S | % | 6m | Wing | 9m | 7m | FB | BT |
| 12 | NAKIB Mohamed | 0/4 | 0 | 0/1 | | 0/2 | | | 0/1 |
| 16 | ABDEL MAKSOUD Walid | 13/41 | 32 | 1/10 | 2/4 | 6/11 | 0/1 | 3/13 | 1/2 |
| | Totals | 13/45 | 29 | 1/11 | 2/4 | 6/13 | 0/1 | 3/13 | 1/3 |

RUNNING SCORE

ISL - EGY

1st Half

| | | | |
|---------------|--|-------------|---------------|
| | | 0 (2') 1 | RAMADAN M |
| GUDJONSSON SS | | 1 (3') 1 | |
| SIGURDSSON GV | | 2 (4') 1 | |
| | | 2 (4') 2 | ABD ELSALAM M |
| ATLASON A | | 3 (5') 2 | |
| | | 3 (5') 3 | ZAKY H |
| | | 3 (7') 4 | HUSSEIN M |
| | | 3 (8') 5 | RAMADAN M |
| STEFANSSON O | | 4 (9') 5 | |
| | | 4 (10') 6 | ABD ELSALAM M |
| GUNNARSSON R | | 5 (10') 6 | |
| GUNNARSSON R | | 6 (11') 6 | |
| | | 6 (12') 7 | ABD ELSALAM M |
| SIGURDSSON GV | | 7 (12') 7 | |
| SIGURDSSON GV | | 8 (13') 7 | |
| | | 8 (13') 8 | ZAKY H |
| | | 8 (16') 9 | ABD ELSALAM M |
| | | 8 (17') 10 | HUSSEIN M |
| | | 8 (18') 11 | RAMADAN M |
| GUNNARSSON R | | 9 (18') 11 | |
| ATLASON A | | 10 (19') 11 | |
| | | 10 (20') 12 | HASSABALLAH M |
| GUNNARSSON R | | 11 (20') 12 | |
| | | 11 (21') 13 | HASSABALLAH M |
| STEFANSSON O | | 12 (22') 13 | |
| | | 12 (24') 14 | EL AHMAR A |
| GUDJONSSON SS | | 13 (24') 14 | |
| | | 13 (25') 15 | ZAKY H |
| | | 13 (29') 16 | HUSSEIN M |
| SIGURDSSON GV | | 14 (30') 16 | |
| | | 14 (30') 17 | ZAKY H |

2nd Half

| | | | |
|-----------------|--|-------------|----------------|
| SIGURDSSON GV | | 15 (31') 17 | |
| | | 15 (32') 18 | HUSSEIN M |
| | | 15 (32') 19 | ZAKY H |
| GUDJONSSON SS | | 16 (33') 19 | |
| | | 16 (34') 20 | ZAKY H |
| GUNNARSSON R | | 17 (34') 20 | |
| | | 17 (35') 21 | ABD ELSALAM M |
| GEIRSSON L | | 18 (36') 21 | |
| GEIRSSON L | | 19 (36') 21 | |
| | | 19 (37') 22 | ZAKY H |
| GEIRSSON L | | 20 (38') 22 | |
| PETERSSON A | | 21 (39') 22 | |
| | | 21 (40') 23 | EL FAKHARANY H |
| GUNNARSSON R | | 22 (40') 23 | |
| | | 22 (42') 24 | HUSSEIN M |
| HALLGRIMSSON AO | | 23 (42') 24 | |
| | | 23 (43') 25 | HUSSEIN M |
| | | 23 (44') 26 | ABDELRAZEK A |
| | | 23 (47') 27 | ABDELRAZEK A |
| SIGURDSSON GV | | 24 (48') 27 | |
| SIGURDSSON GV | | 25 (49') 27 | |
| SIGURDSSON GV | | 26 (49') 27 | |
| SIGURDSSON S | | 27 (50') 27 | |
| | | 27 (52') 28 | ZAKY H |
| | | 27 (53') 29 | ZAKY H |
| PETERSSON A | | 28 (54') 29 | |
| | | 28 (55') 30 | ABDELRAZEK A |
| PETERSSON A | | 29 (55') 30 | |
| SIGURDSSON GV | | 30 (57') 30 | |
| | | 30 (57') 31 | ABD ELSALAM M |
| SIGURDSSON GV | | 31 (58') 31 | |
| | | 31 (60') 32 | RAMADAN M |
| GUDJONSSON SS | | 32 (60') 32 | |

| Legend: | | | | | | | | | |
|---------|---------------|------|----------------------|----|---------------|-----|---------------|----|---------------|
| % | Efficiency | 2Min | 2 Minute Suspensions | 6m | 6-metre Shots | 7m | 7-metre Shots | 9m | 9-metre Shots |
| BT | Breakthroughs | EX | Exclusions | FB | Fast Breaks | G/S | Goals/Shots | RC | Red Cards |
| S/S | Saves/Shots | Wing | Wing Shots | YC | Yellow Cards | | | | |



MATCH TEAM STATISTICS

参赛队技术统计 / STATISTIQUES DU MATCH PAR ÉQUIPE

ISL 32 - 32 EGY

(14 - 17) (18 - 15)

Referees: (21) DIN C / (22) DINU S (ROU)

ISL - Iceland

| No. | Name | Shots | | | | | | | | Offence | | Defence | | Penalties | | | | TP |
|---------------|--------------------------|-------|-----|-------|------|------|-----|-------|-----|---------|----|---------|----|-----------|------|----|----|-------|
| | | G/S | % | 6m | Wing | 9m | 7m | FB | BT | AS | TF | ST | BS | YC | 2Min | RC | EX | |
| 1 | GUSTAVSSON Bjorgvin Pall | | | | | | | | | | | | | | | | | 0:00 |
| 3 | GEIRSSON Logi | 3/4 | 75 | | | 2/3 | | | 1/1 | 1 | 1 | 1 | | | 1 | | | 24:49 |
| 5 | SIGURDSSON Sigfus | 1/1 | 100 | | | | | 1/1 | | | | | | | 1 | | | 12:23 |
| 6 | HALLGRIMSSON Asgeir Orn | 1/4 | 25 | | 0/1 | 0/1 | | 0/1 | 1/1 | | 3 | | 1 | 1 | | | | 29:48 |
| 7 | ATLASON Amor | 2/5 | 40 | | | 1/3 | | 1/1 | 0/1 | 5 | 2 | 1 | 1 | | | | | 36:58 |
| 9 | SIGURDSSON Gudjon Valur | 10/14 | 71 | 2/2 | 2/3 | 0/1 | | 6/7 | 0/1 | 2 | 3 | | | | | | | 60:00 |
| 10 | GUDJONSSON Snorri Steinn | 4/8 | 50 | 2/2 | | 0/2 | 1/2 | 1/2 | | | 1 | | | | | | | 22:38 |
| 11 | STEFANSSON Olafur | 2/4 | 50 | 0/1 | | 2/3 | | | | 11 | 3 | | | | | | | 56:19 |
| 14 | ASGEIRSSON Sturla | | | | | | | | | | | | | | | | | |
| 15 | PETERSSON Alexander | 3/3 | 100 | | | 2/2 | | 1/1 | | 1 | | | | | 1 | | | 35:09 |
| 16 | GUDMUNDSSON Hreidar Levy | | | | | | | | | 2 | | | | | | | | 59:49 |
| 17 | JAKOBSSON Sverre Andreas | | | | | | | | | | | 1 | 2 | 1 | 1 | | | 26:58 |
| 18 | GUNNARSSON Robert | 6/6 | 100 | 6/6 | | | | | | | 1 | | | | | | | 21:17 |
| 19 | INGIMUNDARSON Ingimundur | | | | | | | | | | | 1 | 1 | | | | | 33:52 |
| | Bench/Team | | | | | | | | | | | | | 1 | | | | |
| Totals | | 32/49 | 65 | 10/11 | 2/4 | 7/15 | 1/2 | 10/13 | 2/4 | 22 | 14 | 3 | 5 | 4 | 4 | 0 | 0 | |

| No. | Name | Total Shots | | 6m Shots | | Wing Shots | | 9m Shots | | 7m Shots | | Fast Breaks | | Breakthroughs | |
|---------------|--------------------------|-------------|----|----------|----|------------|---|----------|----|----------|---|-------------|----|---------------|---|
| | | S/S | % | S/S | % | S/S | % | S/S | % | S/S | % | S/S | % | S/S | % |
| 1 | GUSTAVSSON Bjorgvin Pall | 0/1 | 0 | | | | | | | 0/1 | 0 | | | | |
| 16 | GUDMUNDSSON Hreidar Levy | 12/43 | 28 | 1/5 | 20 | 0/5 | 0 | 7/18 | 39 | 0/4 | 0 | 4/7 | 57 | 0/4 | 0 |
| Totals | | 12/44 | 27 | 1/5 | 20 | 0/5 | 0 | 7/18 | 39 | 0/5 | 0 | 4/7 | 57 | 0/4 | 0 |

| Team Shots | Goals | Saves | Missed | Post | Blocked | Total | % |
|---------------|-------|-------|--------|------|---------|-------|----|
| 6m Shots | 10 | 1 | 0 | 0 | 0 | 11 | 91 |
| Wing Shots | 2 | 2 | 0 | 0 | 0 | 4 | 50 |
| 9m Shots | 7 | 6 | 1 | 1 | 0 | 15 | 47 |
| 7m Shots | 1 | 0 | 0 | 1 | n/a | 2 | 50 |
| Fast Breaks | 10 | 3 | 0 | 0 | 0 | 13 | 77 |
| Breakthroughs | 2 | 1 | 0 | 1 | 0 | 4 | 50 |
| Totals | 32 | 13 | 1 | 3 | 0 | 49 | 65 |

Number of Attacks: 57, Scoring Efficiency: 56%



OSC GYMNASIUM
 奥体中心体育馆
 GYMNASE DU CSO

MON 星期一 LUN
 18 AUG 2008
 9:00

HANDBALL
 手球 / HANDBALL

MEN
 男子项目 / HOMMES

PRELIMINARY GROUP B - MATCH 25
 预赛B组 - 第25场 / PRÉLIMINAIRE GROUPE B - MATCH 25



MATCH TEAM STATISTICS
 参赛队技术统计 / STATISTIQUES DU MATCH PAR ÉQUIPE

ISL 32 - 32 EGY
 (14 - 17) (18 - 15)

Referees: (21) DIN C / (22) DINU S (ROU)

ISL - Iceland

Shots Distribution

| Players | | | Goals / Shots | | | |
|-----------------|----------------|-------------------|-----------------|--------------------|------------------|-----------------|
| 3 GEIRSSON L | 5 SIGURDSSON S | 6 HALLGRIMSSON AO | 7 ATLASON A | 9 SIGURDSSON GV | 10 GUDJONSSON SS | 11 STEFANSSON O |
| 1/1 | 1/1 | 0/2 | 1/3 | 1/1 | 1/1 | 1/1 |
| 1/1 | | 1/1 | 1/3 | 2/2 | 1/2 | 1/1 |
| | | | | 2/3 | 2/4 | |
| | | | | 3/3 | | |
| | | 1-Missed | 1-Post | | 1-Post | 1-Post |
| 14 ASGEIRSSON S | 15 PETERSSON A | 17 JAKOBSSON SA | 18 GUNNARSSON R | 19 INGIMUNDARSON I | | |
| | | | 1/1 | | | |
| | 1/1 | | | | | |
| | 2/2 | | 1/1 | | | |
| | | | 2/2 | 1/1 | | |

| Team | Offence | Defence | Goalkeepers | | | | | | | | | | | | | | | | | | | | | | | | | | | | | | | | | | | | |
|---|---------|---------|---------------|-----|--|-----|------|------|-----|--|--|---|-----|-----|-----|-----|-----|--|------|-----|------|--|--|-----|--|--|--|--|--|--|-----|-----|-----|-----|-----|--|------|-----|------|
| Goals / Shots | | | Saves / Shots | | | | | | | | | | | | | | | | | | | | | | | | | | | | | | | | | | | | |
| <table border="1"> <tr><td>2/2</td><td>2/2</td><td>2/2</td></tr> <tr><td>3/8</td><td></td><td>1/3</td></tr> <tr><td>8/11</td><td>8/11</td><td>6/6</td></tr> </table> <p>1-Missed 3-Post</p> | 2/2 | 2/2 | 2/2 | 3/8 | | 1/3 | 8/11 | 8/11 | 6/6 | | | <table border="1"> <tr><td>1/1</td><td>0/4</td><td>1/3</td></tr> <tr><td>1/3</td><td>1/1</td><td></td></tr> <tr><td>2/11</td><td>3/8</td><td>3/13</td></tr> </table> <p>1 GUSTAVSSON BP</p> <table border="1"> <tr><td></td><td></td><td>0/1</td></tr> <tr><td></td><td></td><td></td></tr> <tr><td></td><td></td><td></td></tr> </table> <p>16 GUDMUNDSSON HL</p> <table border="1"> <tr><td>1/1</td><td>0/4</td><td>1/2</td></tr> <tr><td>1/3</td><td>1/1</td><td></td></tr> <tr><td>2/11</td><td>3/8</td><td>3/13</td></tr> </table> | 1/1 | 0/4 | 1/3 | 1/3 | 1/1 | | 2/11 | 3/8 | 3/13 | | | 0/1 | | | | | | | 1/1 | 0/4 | 1/2 | 1/3 | 1/1 | | 2/11 | 3/8 | 3/13 |
| 2/2 | 2/2 | 2/2 | | | | | | | | | | | | | | | | | | | | | | | | | | | | | | | | | | | | | |
| 3/8 | | 1/3 | | | | | | | | | | | | | | | | | | | | | | | | | | | | | | | | | | | | | |
| 8/11 | 8/11 | 6/6 | | | | | | | | | | | | | | | | | | | | | | | | | | | | | | | | | | | | | |
| 1/1 | 0/4 | 1/3 | | | | | | | | | | | | | | | | | | | | | | | | | | | | | | | | | | | | | |
| 1/3 | 1/1 | | | | | | | | | | | | | | | | | | | | | | | | | | | | | | | | | | | | | | |
| 2/11 | 3/8 | 3/13 | | | | | | | | | | | | | | | | | | | | | | | | | | | | | | | | | | | | | |
| | | 0/1 | | | | | | | | | | | | | | | | | | | | | | | | | | | | | | | | | | | | | |
| | | | | | | | | | | | | | | | | | | | | | | | | | | | | | | | | | | | | | | | |
| | | | | | | | | | | | | | | | | | | | | | | | | | | | | | | | | | | | | | | | |
| 1/1 | 0/4 | 1/2 | | | | | | | | | | | | | | | | | | | | | | | | | | | | | | | | | | | | | |
| 1/3 | 1/1 | | | | | | | | | | | | | | | | | | | | | | | | | | | | | | | | | | | | | | |
| 2/11 | 3/8 | 3/13 | | | | | | | | | | | | | | | | | | | | | | | | | | | | | | | | | | | | | |





MATCH TEAM STATISTICS

参赛队技术统计 / STATISTIQUES DU MATCH PAR ÉQUIPE

ISL 32 - 32 EGY

(14 - 17) (18 - 15)

Referees: (21) DIN C / (22) DINU S (ROU)

EGY - Egypt

| No. | Name | Shots | | | | | | | | Offence | | Defence | | Penalties | | | TP | |
|---------------|------------------------|-------|-----|-----|------|-------|-----|-----|-----|---------|----|---------|----|-----------|------|----|----|-------|
| | | G/S | % | 6m | Wing | 9m | 7m | FB | BT | AS | TF | ST | BS | YC | 2Min | RC | | EX |
| 4 | MABROUK Hussein | | | | | | | | | | | | | | | | | |
| 5 | HUSSEIN Moustafa | 6/8 | 75 | | 4/5 | 1/1 | | 1/2 | | | 1 | | | 1 | | | | 55:32 |
| 6 | EL AHMAR Ahmed | 1/4 | 25 | | 1/1 | 0/3 | | | | 1 | 2 | | | | | | | 15:53 |
| 8 | RAMADAN Mohamed | 4/5 | 80 | 3/3 | | | | 1/2 | | 3 | 1 | | | 1 | 1 | | | 50:43 |
| 10 | ABDELRAZEK Abouelfetoh | 3/7 | 43 | | | 2/4 | | 0/2 | 1/1 | 3 | 1 | | | | | | | 44:39 |
| 11 | HASSABALLAH Mahmoud | 2/3 | 67 | | | 1/1 | | 0/1 | 1/1 | 1 | | 1 | | | 1 | | | 46:09 |
| 12 | NAKIB Mohamed | | | | | | | | | | | | | | | | | 4:51 |
| 14 | MABROUK Hassan | | | | | | | | | | | | | | 1 | | | 24:12 |
| 15 | ABD ELSALAM Mohamed | 6/9 | 67 | | | 4/7 | | | 2/2 | 1 | 2 | | | | | | | 36:43 |
| 16 | ABDEL MAKSOUD Walid | | | | | | | | | 1 | | | | | | | | 55:09 |
| 17 | MABROUK Belal | 0/1 | 0 | | | 0/1 | | | | | | | | | | | | 10:00 |
| 18 | EL FAKHARANY Hany | 1/1 | 100 | 1/1 | | | | | | | | | | 1 | 1 | | | 15:59 |
| 19 | YOUSRY Hassan | 0/2 | 0 | 0/1 | | 0/1 | | | | | | | | | | | | 6:41 |
| 20 | ZAKY Hussein | 9/12 | 75 | | | 3/6 | 5/5 | 1/1 | | 5 | 3 | 1 | | | 2 | | | 53:29 |
| | Bench/Team | | | | | | | | | | | | | | | | | |
| Totals | | 32/52 | 62 | 4/5 | 5/6 | 11/24 | 5/5 | 3/8 | 4/4 | 15 | 10 | 2 | 0 | 3 | 6 | 0 | 0 | |

| No. | Name | Total Shots | | 6m Shots | | Wing Shots | | 9m Shots | | 7m Shots | | Fast Breaks | | Breakthroughs | | |
|---------------|---------------------|-------------|----|----------|----|------------|----|----------|----|----------|---|-------------|----|---------------|-----|---|
| | | S/S | % | S/S | % | S/S | % | S/S | % | S/S | % | S/S | % | S/S | % | |
| 12 | NAKIB Mohamed | 0/4 | 0 | 0/1 | 0 | | | 0/2 | 0 | | | | | | 0/1 | 0 |
| 16 | ABDEL MAKSOUD Walid | 13/41 | 32 | 1/10 | 10 | 2/4 | 50 | 6/11 | 55 | 0/1 | 0 | 3/13 | 23 | 1/2 | 50 | |
| Totals | | 13/45 | 29 | 1/11 | 9 | 2/4 | 50 | 6/13 | 46 | 0/1 | 0 | 3/13 | 23 | 1/3 | 33 | |

| Team Shots | Goals | Saves | Missed | Post | Blocked | Total | % |
|---------------|-------|-------|--------|------|---------|-------|-----|
| 6m Shots | 4 | 1 | 0 | 0 | 0 | 5 | 80 |
| Wing Shots | 5 | 0 | 0 | 1 | 0 | 6 | 83 |
| 9m Shots | 11 | 7 | 2 | 0 | 4 | 24 | 46 |
| 7m Shots | 5 | 0 | 0 | 0 | n/a | 5 | 100 |
| Fast Breaks | 3 | 4 | 0 | 0 | 1 | 8 | 38 |
| Breakthroughs | 4 | 0 | 0 | 0 | 0 | 4 | 100 |
| Totals | 32 | 12 | 2 | 1 | 5 | 52 | 62 |

Number of Attacks: 57, Scoring Efficiency: 56%



OSC GYMNASIUM
 奥体中心体育馆
 GYMNASE DU CSO

MON 星期一 LUN
 18 AUG 2008
 9:00

HANDBALL
 手球 / HANDBALL

MEN
 男子项目 / HOMMES

PRELIMINARY GROUP B - MATCH 25
 预赛B组 - 第25场 / PRÉLIMINAIRE GROUPE B - MATCH 25



MATCH TEAM STATISTICS

参赛队技术统计 / STATISTIQUES DU MATCH PAR ÉQUIPE

ISL 32 - 32 EGY
 (14 - 17) (18 - 15)

Referees: (21) DIN C / (22) DINU S (ROU)

EGY - Egypt

Shots Distribution

| Players | | | Goals / Shots | | | |
|------------------|--------------|-------------------|---------------|-----------------|------------------|--------------|
| 4 MABROUK H | 5 HUSSEIN M | 6 EL AHMAR A | 8 RAMADAN M | 10 ABDELRAZEK A | 11 HASSABALLAH M | 14 MABROUK H |
| | | | | 0/1 | 0/1 | |
| | | | 1/2 | | | |
| | 2/2 | 3/3 | 1/2 | 2/2 | 1/2 | |
| | 1-Post | 3-Blocked | | 1-Blocked | | |
| 15 ABD ELSALAM M | 17 MABROUK B | 18 EL FAKHARANY H | 19 YOUSRY H | 20 ZAKY H | | |
| | | | | | 2/2 | 1/1 |
| | 0/1 | 1/1 | | 1/1 | | |
| 3/4 | 0/1 | 2/3 | 0/1 | 1/1 | 1/2 | 3/3 |
| | | | 1-Blocked | 2-Missed | | |

| Team | Offence | Defence | Goalkeepers |
|---------------------------|-------------------|-------------------|---------------------|
| Goals / Shots | | | Saves / Shots |
| 0/1 | 5/6 | 2/4 | 0/2 |
| 2/3 | 4/4 Breakthroughs | 5/10 | 5/8 |
| 9/11 | 0/0 | 1/4 | 3/11 |
| 2-Missed 1-Post 5-Blocked | 2/6 | 2/2 | 0/2 |
| | 4/4 | 8/8 | 0/2 |
| | 6/11 | 1/1 | 2/3 |
| | 5/5 7m | 0/1 | 0/1 |
| | 0/1 | 0/1 | 0/1 |
| | 3/7 | 0/1 | 0/1 |
| | 3/8 Fast Breaks | 10/13 Fast Breaks | 0/1 |
| | | | 12 NAKIB M |
| | | | 0/1 |
| | | | 0/1 |
| | | | 16 ABDEL MAKSOU D W |
| | | | 0/2 |
| | | | 5/7 |
| | | | 3/10 |

| Legend: | | | | | | | |
|---------|------------------|------|----------------------|------|---------------|-----|---------------|
| % | Efficiency | 2Min | 2 Minute Suspensions | 6m | 6-metre Shots | 7m | 7-metre Shots |
| AS | Assists | BS | Blocked Shots | BT | Breakthroughs | EX | Exclusions |
| G/S | Goals/Shots | n/a | not applicable | RC | Red Cards | S/S | Saves/Shots |
| TF | Technical Faults | TP | Time Played | Wing | Wing Shots | YC | Yellow Cards |
| | | | | | | 9m | 9-metre Shots |
| | | | | | | FB | Fast Breaks |
| | | | | | | ST | Steals |





RESULTS

比赛成绩 / RÉSULTATS

RUS 29 - 22 KOR

(17 - 12) (12 - 10)

Referees: (11) BORD G / (12) BUY O (FRA)

RUNNING SCORE

RUS - KOR

RUS - Russian Fed.

| Players | | Shots | | | | | | | | Penalties | | | |
|---------|------------------------|-------|-----|------|------|------|-----|-----|-----|-----------|------|----|----|
| No. | Name | G/S | % | 6m | Wing | 9m | 7m | FB | BT | YC | 2Min | RC | EX |
| 1 | GRAMS Oleg | | | | | | | | | | | | |
| 2 | FILIPPOV Vasily | 4/8 | 50 | 1/3 | | 2/2 | | 0/1 | 1/2 | | | | |
| 6 | KRIVOSHLYKOV Denis | 1/2 | 50 | | 0/1 | | | | 1/1 | | | | |
| 8 | EVDOKIMOV Egor | 5/5 | 100 | 3/3 | | | | 1/1 | 1/1 | | | | |
| 10 | CHERNOIVANOV Alexander | 3/4 | 75 | 2/3 | | | | | 1/1 | 1 | 2 | | |
| 15 | RASTVORTSEV Alexey | 6/10 | 60 | | | 4/8 | | 1/1 | 1/1 | 1 | | | |
| 16 | KOSTYGOV Alexey | | | | | | | | | | | | |
| 17 | KAMANIN Alexey | 0/1 | 0 | | | 0/1 | | | | | 1 | | |
| 19 | ASLANYAN Samvel | | | | | | | | | | | | |
| 23 | KOKSHAROV Eduard | 4/6 | 67 | | | 0/1 | 3/4 | 1/1 | | | | | |
| 25 | KOVALEV Dmitry | 1/3 | 33 | | | | | 1/3 | | | | | |
| 31 | DIBIROV Timur | 1/2 | 50 | | 1/2 | | | | | | | | |
| 35 | IGROPULO Konstantin | 2/6 | 33 | | 1/1 | 0/3 | | 1/1 | 0/1 | 1 | 1 | | |
| 77 | IVANOV Vitaly | 2/2 | 100 | 2/2 | | | | | | | | | |
| | Bench/Team | | | | | | | | | | | | |
| | Totals | 29/49 | 59 | 8/11 | 2/4 | 6/15 | 3/4 | 5/8 | 5/7 | 3 | 4 | 0 | 0 |

| Goalkeepers | | Saves | | | | | | | |
|-------------|-----------------|-------|----|-----|------|------|-----|-----|-----|
| No. | Name | S/S | % | 6m | Wing | 9m | 7m | FB | BT |
| 1 | GRAMS Oleg | 7/25 | 28 | 1/3 | 1/2 | 4/12 | 0/1 | 1/5 | 0/2 |
| 16 | KOSTYGOV Alexey | 6/10 | 60 | | | 4/4 | 1/1 | 0/4 | 1/1 |
| | Totals | 13/35 | 37 | 1/3 | 1/2 | 8/16 | 1/2 | 1/9 | 1/3 |

KOR - Korea

| Players | | Shots | | | | | | | | Penalties | | | |
|---------|----------------|-------|-----|-----|------|------|-----|------|-----|-----------|------|----|----|
| No. | Name | G/S | % | 6m | Wing | 9m | 7m | FB | BT | YC | 2Min | RC | EX |
| 1 | HAN Kyungtai | | | | | | | | | | | | |
| 2 | JEONG Yikyeong | 2/4 | 50 | 1/1 | | 1/3 | | | | | | | |
| 6 | KIM Teawan | | | | | | | | | | 1 | | |
| 7 | JUNG Suyoung | 2/5 | 40 | 0/1 | | 1/2 | | 1/2 | | 1 | | | |
| 8 | PARK Junggeu | 1/1 | 100 | 1/1 | | | | | | | | | |
| 10 | PARK Chanyong | | | | | | | | | | | | |
| 13 | YOON Kyungshin | 7/8 | 88 | | | 4/4 | | 2/2 | 1/2 | | | | |
| 14 | CHO Chihyo | 1/5 | 20 | | | 0/3 | | 1/2 | | | | | |
| 15 | LEE Teayoung | | | | | | | | | | | | |
| 16 | KANG Ilkoo | | | | | | | | | | | | |
| 17 | LEE Jaewoo | 0/2 | 0 | | | 0/2 | | | | | | | |
| 18 | PAEK Wonchul | 2/5 | 40 | | | 0/2 | 1/2 | | 1/1 | | | | |
| 20 | KO Kyungsoo | 4/9 | 44 | | 1/2 | 1/3 | | 2/4 | | | | | |
| 23 | YOON Kyungmin | 3/5 | 60 | | | 1/3 | | 2/2 | | | | | |
| | Bench/Team | | | | | | | | | | | | |
| | Totals | 22/44 | 50 | 2/3 | 1/2 | 8/22 | 1/2 | 8/12 | 2/3 | 1 | 1 | 0 | 0 |

| Goalkeepers | | Saves | | | | | | | |
|-------------|--------------|-------|----|------|------|------|-----|-----|-----|
| No. | Name | S/S | % | 6m | Wing | 9m | 7m | FB | BT |
| 1 | HAN Kyungtai | 11/30 | 37 | 2/5 | 1/3 | 4/9 | 1/4 | 1/4 | 2/5 |
| 16 | KANG Ilkoo | 4/14 | 29 | 1/6 | 1/1 | 1/2 | | 1/3 | 0/2 |
| | Totals | 15/44 | 34 | 3/11 | 2/4 | 5/11 | 1/4 | 2/7 | 2/7 |

| 1st Half | |
|----------------|--------------------|
| IVANOV V | 1 (1') 0 |
| | 1 (1') 1 YOON K |
| CHERNOIVANOV A | 2 (2') 1 |
| | 2 (3') 2 PAEK W |
| RASTVORTSEV A | 3 (4') 2 |
| RASTVORTSEV A | 4 (5') 2 |
| | 4 (6') 3 PAEK W |
| | 4 (7') 4 PARK J |
| KOVALEV D | 5 (8') 4 |
| KOKSHAROV E | 6 (10') 4 |
| KOKSHAROV E | 7 (11') 4 |
| IGROPULO K | 8 (12') 4 |
| | 8 (13') 5 JUNG S |
| RASTVORTSEV A | 9 (14') 5 |
| | 9 (14') 6 KO K |
| CHERNOIVANOV A | 10 (15') 6 |
| RASTVORTSEV A | 11 (16') 6 |
| KOKSHAROV E | 12 (17') 6 |
| | 12 (18') 7 JEONG Y |
| IVANOV V | 13 (18') 7 |
| | 13 (20') 8 JEONG Y |
| EVDOKIMOV E | 14 (21') 8 |
| | 14 (23') 9 KO K |
| EVDOKIMOV E | 15 (25') 9 |
| | 15 (27') 10 KO K |
| RASTVORTSEV A | 16 (27') 10 |
| CHERNOIVANOV A | 17 (28') 10 |
| | 17 (29') 11 YOON K |
| | 17 (30') 12 KO K |

| 2nd Half | |
|----------------|--------------------|
| | 17 (31') 13 YOON K |
| | 17 (33') 14 JUNG S |
| EVDOKIMOV E | 18 (34') 14 |
| | 18 (35') 15 YOON K |
| FILIPPOV V | 19 (35') 15 |
| | 19 (37') 16 YOON K |
| | 19 (38') 17 YOON K |
| EVDOKIMOV E | 20 (39') 17 |
| | 20 (40') 18 YOON K |
| FILIPPOV V | 21 (40') 18 |
| RASTVORTSEV A | 22 (43') 18 |
| | 22 (45') 19 YOON K |
| KOKSHAROV E | 23 (46') 19 |
| FILIPPOV V | 24 (48') 19 |
| KRIVOSHLYKOV D | 25 (50') 19 |
| IGROPULO K | 26 (51') 19 |
| FILIPPOV V | 27 (53') 19 |
| EVDOKIMOV E | 28 (55') 19 |
| | 28 (56') 20 CHO C |
| | 28 (56') 21 YOON K |
| | 28 (59') 22 YOON K |
| DIBIROV T | 29 (60') 22 |

| Legend: | | | | | | | | | |
|---------|---------------|------|----------------------|----|---------------|-----|---------------|----|---------------|
| % | Efficiency | 2Min | 2 Minute Suspensions | 6m | 6-metre Shots | 7m | 7-metre Shots | 9m | 9-metre Shots |
| BT | Breakthroughs | EX | Exclusions | FB | Fast Breaks | G/S | Goals/Shots | RC | Red Cards |
| S/S | Saves/Shots | Wing | Wing Shots | YC | Yellow Cards | | | | |



MATCH TEAM STATISTICS

参赛队技术统计 / STATISTIQUES DU MATCH PAR ÉQUIPE

RUS 29 - 22 KOR

(17 - 12) (12 - 10)

Referees: (11) BORD G / (12) BUY O (FRA)

RUS - Russian Fed.

| No. | Name | Shots | | | | | | | | Offence | | Defence | | Penalties | | | | TP |
|---------------|------------------------|-------|-----|------|------|------|-----|-----|-----|---------|----|---------|----|-----------|------|----|----|-------|
| | | G/S | % | 6m | Wing | 9m | 7m | FB | BT | AS | TF | ST | BS | YC | 2Min | RC | EX | |
| 1 | GRAMS Oleg | | | | | | | | | | | | | | | | | 39:27 |
| 2 | FILIPPOV Vasily | 4/8 | 50 | 1/3 | | 2/2 | | 0/1 | 1/2 | 1 | 2 | | | | | | | 30:30 |
| 6 | KRIVOSHLYKOV Denis | 1/2 | 50 | | 0/1 | | | | 1/1 | | | | | | | | | 30:00 |
| 8 | EVDOKIMOV Egor | 5/5 | 100 | 3/3 | | | | 1/1 | 1/1 | | 1 | | 1 | | | | | 28:12 |
| 10 | CHERNOIVANOV Alexander | 3/4 | 75 | 2/3 | | | | | 1/1 | 1 | | | | 1 | 2 | | | 35:30 |
| 15 | RASTVORTSEV Alexey | 6/10 | 60 | | | 4/8 | | 1/1 | 1/1 | 1 | 2 | | | 1 | | | | 35:22 |
| 16 | KOSTYGOV Alexey | | | | | | | | | | | | | | | | | 20:33 |
| 17 | KAMANIN Alexey | 0/1 | 0 | | | 0/1 | | | | 2 | 1 | 1 | 2 | | 1 | | | 24:34 |
| 19 | ASLANYAN Samvel | | | | | | | | | | | | | | | | | |
| 23 | KOKSHAROV Eduard | 4/6 | 67 | | | 0/1 | 3/4 | 1/1 | | | 1 | 1 | 1 | | | | | 38:41 |
| 25 | KOVALEV Dmitry | 1/3 | 33 | | | | | 1/3 | | 1 | | | | | | | | 30:00 |
| 31 | DIBIROV Timur | 1/2 | 50 | | 1/2 | | | | | 2 | 1 | | | | | | | 19:50 |
| 35 | IGROPULO Konstantin | 2/6 | 33 | | 1/1 | 0/3 | | 1/1 | 0/1 | 5 | 2 | 2 | | 1 | 1 | | | 54:13 |
| 77 | IVANOV Vitaly | 2/2 | 100 | 2/2 | | | | | | 2 | 1 | 1 | | | | | | 33:08 |
| | Bench/Team | | | | | | | | | | | | | | | | | |
| Totals | | 29/49 | 59 | 8/11 | 2/4 | 6/15 | 3/4 | 5/8 | 5/7 | 15 | 11 | 5 | 4 | 3 | 4 | 0 | 0 | |

| No. | Name | Total Shots | | 6m Shots | | Wing Shots | | 9m Shots | | 7m Shots | | Fast Breaks | | Breakthroughs | |
|---------------|-----------------|-------------|----|----------|----|------------|----|----------|-----|----------|-----|-------------|----|---------------|-----|
| | | S/S | % | S/S | % | S/S | % | S/S | % | S/S | % | S/S | % | S/S | % |
| 1 | GRAMS Oleg | 7/25 | 28 | 1/3 | 33 | 1/2 | 50 | 4/12 | 33 | 0/1 | 0 | 1/5 | 20 | 0/2 | 0 |
| 16 | KOSTYGOV Alexey | 6/10 | 60 | | | | | 4/4 | 100 | 1/1 | 100 | 0/4 | 0 | 1/1 | 100 |
| Totals | | 13/35 | 37 | 1/3 | 33 | 1/2 | 50 | 8/16 | 50 | 1/2 | 50 | 1/9 | 11 | 1/3 | 33 |

| Team Shots | Goals | Saves | Missed | Post | Blocked | Total | % |
|---------------|-------|-------|--------|------|---------|-------|----|
| 6m Shots | 8 | 3 | 0 | 0 | 0 | 11 | 73 |
| Wing Shots | 2 | 2 | 0 | 0 | 0 | 4 | 50 |
| 9m Shots | 6 | 5 | 0 | 1 | 3 | 15 | 40 |
| 7m Shots | 3 | 1 | 0 | 0 | n/a | 4 | 75 |
| Fast Breaks | 5 | 2 | 0 | 1 | 0 | 8 | 63 |
| Breakthroughs | 5 | 2 | 0 | 0 | 0 | 7 | 71 |
| Totals | 29 | 15 | 0 | 2 | 3 | 49 | 59 |

Number of Attacks: 54, Scoring Efficiency: 54%



OSC GYMNASIUM
 奥体中心体育馆
 GYMNASE DU CSO

MON 星期一 LUN
 18 AUG 2008
 14:00

HANDBALL
 手球 / HANDBALL

MEN
 男子项目 / HOMMES

PRELIMINARY GROUP B - MATCH 27
 预赛B组 - 第27场 / PRÉLIMINAIRE GROUPE B - MATCH 27



MATCH TEAM STATISTICS
 参赛队技术统计 / STATISTIQUES DU MATCH PAR ÉQUIPE

RUS 29 - 22 KOR
 (17 - 12) (12 - 10)

Referees: (11) BORD G / (12) BUY O (FRA)

RUS - Russian Fed.

Shots Distribution

| Players | | | |
|-------------------|-----|-----|--|
| Goals / Shots | | | |
| 2 FILIPPOV V | | | |
| 1/1 | | | |
| 0/1 | | | |
| 2/2 | 1/2 | 0/2 | |
| 6 KRIVOSHLIKOV D | | | |
| 0/1 | | | |
| | | 1/1 | |
| 8 EVDOKIMOV E | | | |
| 1/1 | | | |
| | | 1/1 | |
| 1/1 | | 2/2 | |
| 10 CHERNOIVANOV A | | | |
| 1/1 | | | |
| 0/1 | | | |
| | | 2/2 | |
| 15 RASTVORTSEV A | | | |
| 1/1 | | 1/1 | |
| 1/1 | | | |
| 1/2 | | 2/4 | |
| 17 KAMANIN A | | | |
| | | | |
| | | 0/1 | |
| 19 ASLANYAN S | | | |
| | | | |
| | | | |
| 23 KOKSHAROV E | | | |
| | | 1/1 | |
| | | 1/2 | |
| | | 2/3 | |
| 25 KOVALEV D | | | |
| | | | |
| 0/1 | | | |
| | | 1/1 | |
| 31 DIBIROV T | | | |
| 0/1 | 1/1 | | |
| | | | |
| 35 IGROPULO K | | | |
| | | | |
| 0/1 | | 2/2 | |
| 77 IVANOV V | | | |
| 1/1 | | | |
| | | | |
| | 1/1 | | |

1-Post

1-Post

3-Blocked

Team

Offence

Defence

Goalkeepers

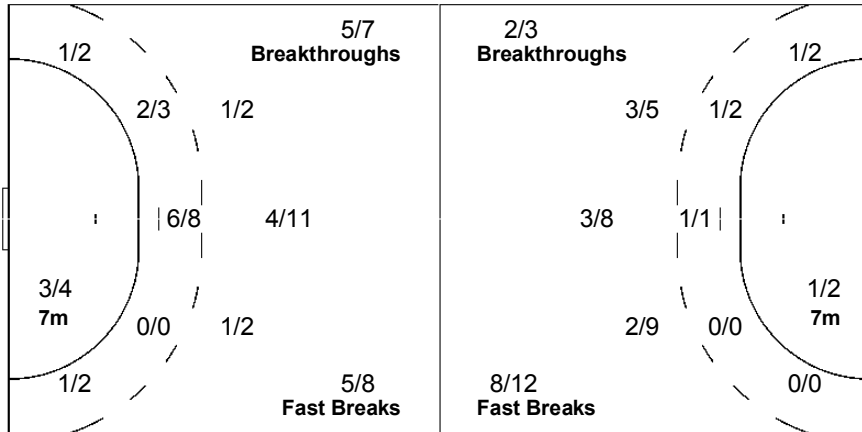
Goals / Shots

| | | |
|-----|-----|-------|
| 5/7 | 1/1 | 2/2 |
| 1/4 | | 3/5 |
| 4/6 | 2/3 | 11/16 |

2-Post 3-Blocked

Saves / Shots

| | | |
|-----|-----|-----|
| 0/2 | 2/2 | 1/3 |
| 1/5 | | 2/2 |
| 1/6 | 5/9 | 1/6 |



1 GRAMS O

| | | |
|-----|-----|-----|
| 0/2 | | 0/1 |
| 0/3 | | 2/2 |
| 0/5 | 4/7 | 1/5 |

16 KOSTYGOV A

| | | |
|-----|-----|-----|
| | 2/2 | 1/2 |
| 1/2 | | |
| 1/1 | 1/2 | 0/1 |



MATCH TEAM STATISTICS

参赛队技术统计 / STATISTIQUES DU MATCH PAR ÉQUIPE

RUS 29 - 22 KOR

(17 - 12) (12 - 10)

Referees: (11) BORD G / (12) BUY O (FRA)

KOR - Korea

| No. | Name | Shots | | | | | | | | Offence | | Defence | | Penalties | | | | TP |
|---------------|----------------|-------|-----|-----|------|------|-----|------|-----|---------|----|---------|----|-----------|------|----|----|-------|
| | | G/S | % | 6m | Wing | 9m | 7m | FB | BT | AS | TF | ST | BS | YC | 2Min | RC | EX | |
| 1 | HAN Kyungtai | | | | | 1/3 | | | | 2 | 1 | | 1 | | | | | 37:07 |
| 2 | JEONG Yikyeong | 2/4 | 50 | 1/1 | | 1/3 | | | | | | | | | 1 | | | 27:48 |
| 6 | KIM Teawan | | | | | | | | | | | | | | | | | 32:33 |
| 7 | JUNG Suyoung | 2/5 | 40 | 0/1 | | 1/2 | | 1/2 | | 3 | 4 | | | 1 | | | | 49:05 |
| 8 | PARK Junggeu | 1/1 | 100 | 1/1 | | | | | | 1 | 1 | | | | | | | 41:31 |
| 10 | PARK Chanyong | | | | | | | | | | | | | | | | | 16:10 |
| 13 | YOON Kyungshin | 7/8 | 88 | | | 4/4 | | 2/2 | 1/2 | 1 | 1 | 1 | 2 | | | | | 26:23 |
| 14 | CHO Chihyo | 1/5 | 20 | | | 0/3 | | 1/2 | | | | | | | | | | 26:26 |
| 15 | LEE Teayoung | | | | | | | | | | | | | | | | | 22:33 |
| 16 | KANG Ilkoo | | | | | | | | | | | | | | | | | 22:53 |
| 17 | LEE Jaewoo | 0/2 | 0 | | | 0/2 | | | | 1 | 1 | | | | | | | 37:03 |
| 18 | PAEK Wonchul | 2/5 | 40 | | | 0/2 | 1/2 | | 1/1 | 1 | 2 | | | | | | | 23:23 |
| 20 | KO Kyungsoo | 4/9 | 44 | | 1/2 | 1/3 | | 2/4 | | | 2 | | | | | | | 37:38 |
| 23 | YOON Kyungmin | 3/5 | 60 | | | 1/3 | | 2/2 | | | 3 | 3 | | | | | | 19:27 |
| | Bench/Team | | | | | | | | | | 1 | | | | | | | |
| Totals | | 22/44 | 50 | 2/3 | 1/2 | 8/22 | 1/2 | 8/12 | 2/3 | 9 | 16 | 4 | 3 | 1 | 1 | 0 | 0 | |

| No. | Name | Total Shots | | 6m Shots | | Wing Shots | | 9m Shots | | 7m Shots | | Fast Breaks | | Breakthroughs | |
|---------------|--------------|-------------|----|----------|----|------------|-----|----------|----|----------|----|-------------|----|---------------|----|
| | | S/S | % | S/S | % | S/S | % | S/S | % | S/S | % | S/S | % | S/S | % |
| 1 | HAN Kyungtai | 11/30 | 37 | 2/5 | 40 | 1/3 | 33 | 4/9 | 44 | 1/4 | 25 | 1/4 | 25 | 2/5 | 40 |
| 16 | KANG Ilkoo | 4/14 | 29 | 1/6 | 17 | 1/1 | 100 | 1/2 | 50 | | | 1/3 | 33 | 0/2 | 0 |
| Totals | | 15/44 | 34 | 3/11 | 27 | 2/4 | 50 | 5/11 | 45 | 1/4 | 25 | 2/7 | 29 | 2/7 | 29 |

| Team Shots | Goals | Saves | Missed | Post | Blocked | Total | % |
|---------------|-------|-------|--------|------|---------|-------|----|
| 6m Shots | 2 | 1 | 0 | 0 | 0 | 3 | 67 |
| Wing Shots | 1 | 1 | 0 | 0 | 0 | 2 | 50 |
| 9m Shots | 8 | 8 | 2 | 0 | 4 | 22 | 36 |
| 7m Shots | 1 | 1 | 0 | 0 | n/a | 2 | 50 |
| Fast Breaks | 8 | 1 | 0 | 3 | 0 | 12 | 67 |
| Breakthroughs | 2 | 1 | 0 | 0 | 0 | 3 | 67 |
| Totals | 22 | 13 | 2 | 3 | 4 | 44 | 50 |

Number of Attacks: 55, Scoring Efficiency: 40%



MATCH TEAM STATISTICS

参赛队技术统计 / STATISTIQUES DU MATCH PAR ÉQUIPE

RUS 29 - 22 KOR

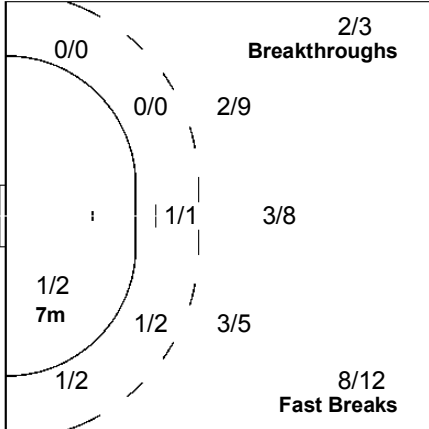
(17 - 12) (12 - 10)

Referees: (11) BORD G / (12) BUY O (FRA)

KOR - Korea

Shots Distribution

| Players | | | Goals / Shots | | | |
|-----------|-----------|-------------|---------------------------|-----------|-------------|------------------|
| 2 JEONG Y | 6 KIM T | 7 JUNG S | 8 PARK J | 10 PARK C | 13 YOON K | 14 CHO C |
| | | 1/1 | 1/1 | | 0/1 1/1 | |
| | | 1/1 0/2 0/1 | | | 2/2 1/1 1/1 | 0/1 |
| 1-Missed | 1-Blocked | | | | | 1-Post 1-Blocked |
| 15 LEE T | 17 LEE J | 18 PAEK W | 20 KO K | 23 YOON K | | |
| | 0/1 | 0/1 | 1/1 1/1 | | | |
| | 0/1 | 1/1 0/1 1/1 | 2/3 | 1/1 1/1 | | |
| | | 1-Blocked | 2-Post 1-Blocked 1-Missed | | | |

| Team | Offence | Defence | Goalkeepers |
|--|---|--|---|
| Goals / Shots | | | Saves / Shots |
| 2/2 0/2 2/3 4/5 0/2 0/2 5/6 4/9 5/6 2-Missed 3-Post 4-Blocked |  |  | 2/7 0/1 0/2 3/4 2/5 2/6 1/3 5/16 1 HAN K 1/4 0/1 0/1 1/2 2/4 1/3 1/3 5/12 16 KANG I 1/3 0/1 2/2 0/1 1/3 0/4 |

| Legend: | | | | | | | |
|---------|------------------|------|----------------------|------|---------------|-----|---------------|
| % | Efficiency | 2Min | 2 Minute Suspensions | 6m | 6-metre Shots | 7m | 7-metre Shots |
| AS | Assists | BS | Blocked Shots | BT | Breakthroughs | EX | Exclusions |
| G/S | Goals/Shots | n/a | not applicable | RC | Red Cards | S/S | Saves/Shots |
| TF | Technical Faults | TP | Time Played | Wing | Wing Shots | YC | Yellow Cards |
| | | | | | | 9m | 9-metre Shots |
| | | | | | | FB | Fast Breaks |
| | | | | | | ST | Steals |



RESULTS

比赛成绩 / RÉSULTATS

GER 21 - 27 DEN

(12 - 15) (9 - 12)

Referees: (25) KRSTIC N / (26) LJUBIC P (SLO)

RUNNING SCORE

GER - DEN

GER - Germany

| Players | | Shots | | | | | | | | Penalties | | | |
|---------|---------------------------|-------|-----|-----|------|------|-----|-----|-----|-----------|------|----|----|
| No. | Name | G/S | % | 6m | Wing | 9m | 7m | FB | BT | YC | 2Min | RC | EX |
| 1 | FRITZ Henning | | | | | | | | | | | | |
| 4 | ROGGISCH Oliver | | | | | | | | | 1 | | | |
| 5 | KLEIN Dominik | 1/3 | 33 | | | 1/1 | | 0/2 | | | | | |
| 8 | SCHWARZER Christian | 2/2 | 100 | 1/1 | | | | 1/1 | | | | | |
| 10 | KOHRMANN Oliver | 1/2 | 50 | | | 1/2 | | | | | | | |
| 11 | GLANDORF Holger | 1/8 | 13 | | | 0/6 | | 0/1 | 1/1 | | | | |
| 12 | BITTER Johannes | | | | | | | | | | | | |
| 13 | CHRISTOPHERSEN Sven-Soren | 1/2 | 50 | | | 1/2 | | | | | | | |
| 14 | ZEITZ Christian | 0/1 | 0 | | | 0/1 | | | | | | | |
| 15 | JANSEN Torsten | 4/8 | 50 | | 1/3 | | 3/4 | 0/1 | | | 1 | | |
| 17 | KLIMOVETS Andrei | 2/2 | 100 | 1/1 | | | | 1/1 | | | 3 | 1 | |
| 18 | KRAUS Michael | 6/14 | 43 | | 1/1 | 2/10 | 2/2 | | 1/1 | 1 | | | |
| 19 | KEHRMANN Florian | 3/6 | 50 | | 1/3 | 1/1 | | 1/2 | | 1 | | | |
| 24 | HAASS Michael | 0/1 | 0 | | | 0/1 | | | | | | | |
| | Bench/Team | | | | | | | | | 1 | | | |
| | Totals | 21/49 | 43 | 2/2 | 3/7 | 6/24 | 5/6 | 3/8 | 2/2 | 4 | 4 | 1 | 0 |

| Goalkeepers | | Saves | | | | | | | |
|-------------|-----------------|-------|----|-----|------|------|-----|-----|-----|
| No. | Name | S/S | % | 6m | Wing | 9m | 7m | FB | BT |
| 1 | FRITZ Henning | 5/20 | 25 | 3/5 | 0/2 | 2/10 | 0/1 | 0/1 | 0/1 |
| 12 | BITTER Johannes | 11/23 | 48 | 0/1 | 4/6 | 7/14 | | 0/2 | |
| | Totals | 16/43 | 37 | 3/6 | 4/8 | 9/24 | 0/1 | 0/3 | 0/1 |

DEN - Denmark

| Players | | Shots | | | | | | | | Penalties | | | |
|---------|---------------------------|-------|----|-----|------|-------|-----|-----|-----|-----------|------|----|----|
| No. | Name | G/S | % | 6m | Wing | 9m | 7m | FB | BT | YC | 2Min | RC | EX |
| 1 | HVIDT Kasper | | | | | | | | | | | | |
| 4 | BOESEN Lasse | 8/13 | 62 | | | 8/13 | | | | | | | |
| 6 | JOERGENSEN Lars Troels | | | | | | | | | 1 | 1 | | |
| 7 | JENSEN Jesper | 3/5 | 60 | | | 2/4 | | | 1/1 | 1 | 1 | | |
| 9 | CHRISTIANSEN Lars Roslyng | 2/4 | 50 | | 2/4 | | | | | | | | |
| 12 | HENRIKSEN Peter | | | | | | | | | | | | |
| 13 | SPELLERBERG Bo | 2/6 | 33 | 0/1 | | 1/3 | 1/2 | | | | | | |
| 15 | HANSEN Mikkel | 1/3 | 33 | | | 1/3 | | | | | | | |
| 19 | NOEDDESBO Jesper | 3/5 | 60 | 3/5 | | | | | | | | | |
| 22 | SARUP Kasper Soendergaard | 1/3 | 33 | | | 1/3 | | | | | | | |
| 23 | BOLDSEN Joachim Rietveld | 1/4 | 25 | | 0/1 | 1/3 | | | | 1 | 2 | | |
| 24 | LINDBERG Hans Ottar | 6/9 | 67 | | 2/3 | 1/2 | | 3/4 | | | | | |
| 25 | BRUUN JOERGENSEN Klavs | 0/2 | 0 | | | 0/2 | | | | | | | |
| 26 | NIELSEN Kasper | 0/1 | 0 | | | | | 0/1 | | | 2 | | |
| | Bench/Team | | | | | | | | | | | | |
| | Totals | 27/55 | 49 | 3/6 | 4/8 | 15/33 | 1/2 | 3/5 | 1/1 | 3 | 6 | 0 | 0 |

| Goalkeepers | | Saves | | | | | | | |
|-------------|-----------------|-------|----|-----|------|-------|-----|-----|-----|
| No. | Name | S/S | % | 6m | Wing | 9m | 7m | FB | BT |
| 1 | HVIDT Kasper | 18/38 | 47 | 0/2 | 3/6 | 10/16 | 1/5 | 4/7 | 0/2 |
| 12 | HENRIKSEN Peter | 0/1 | 0 | | | | | 0/1 | |
| | Totals | 18/39 | 46 | 0/2 | 3/6 | 10/16 | 1/6 | 4/7 | 0/2 |

| | | 1st Half | |
|-------------|-----------------|-------------|--|
| JANSEN T | | 1 (1') 0 | |
| KRAUS M | | 2 (3') 0 | |
| | BOESEN L | 2 (3') 1 | |
| KRAUS M | | 3 (4') 1 | |
| | BOESEN L | 3 (5') 2 | |
| | BOESEN L | 3 (6') 3 | |
| | SPELLERBERG B | 3 (7') 4 | |
| JANSEN T | | 4 (8') 4 | |
| KEHRMANN F | | 5 (10') 4 | |
| | NOEDDESBO J | 5 (11') 5 | |
| SCHWARZER C | | 6 (14') 5 | |
| | BOESEN L | 6 (14') 6 | |
| KRAUS M | | 7 (15') 6 | |
| | BOESEN L | 7 (16') 7 | |
| JANSEN T | | 8 (16') 7 | |
| | LINDBERG HO | 8 (17') 8 | |
| SCHWARZER C | | 9 (19') 8 | |
| | SARUP KS | 9 (20') 9 | |
| | NOEDDESBO J | 9 (21') 10 | |
| | CHRISTIANSEN LR | 9 (23') 11 | |
| | JENSEN J | 9 (26') 12 | |
| KEHRMANN F | | 10 (27') 12 | |
| | LINDBERG HO | 10 (27') 13 | |
| KLEIN D | | 11 (28') 13 | |
| | HANSEN M | 11 (28') 14 | |
| | JENSEN J | 11 (29') 15 | |
| JANSEN T | | 12 (29') 15 | |

| | | 2nd Half | |
|------------------|-----------------|-------------|--|
| | LINDBERG HO | 12 (31') 16 | |
| GLANDORF H | | 13 (32') 16 | |
| KLIMOVETS A | | 14 (35') 16 | |
| KLIMOVETS A | | 15 (38') 16 | |
| | BOESEN L | 15 (38') 17 | |
| | SPELLERBERG B | 15 (40') 18 | |
| KRAUS M | | 16 (41') 18 | |
| CHRISTOPHERSEN S | | 17 (42') 18 | |
| | BOESEN L | 17 (46') 19 | |
| | JENSEN J | 17 (47') 20 | |
| | LINDBERG HO | 17 (50') 21 | |
| | BOLDSEN JR | 17 (51') 22 | |
| KOHRMANN O | | 18 (53') 22 | |
| KRAUS M | | 19 (55') 22 | |
| | NOEDDESBO J | 19 (56') 23 | |
| KRAUS M | | 20 (56') 23 | |
| KEHRMANN F | | 21 (56') 23 | |
| | LINDBERG HO | 21 (57') 24 | |
| | BOESEN L | 21 (59') 25 | |
| | CHRISTIANSEN LR | 21 (60') 26 | |
| | LINDBERG HO | 21 (60') 27 | |

| Legend: | | | | | | | | | |
|---------|---------------|------|----------------------|----|---------------|-----|---------------|----|---------------|
| % | Efficiency | 2Min | 2 Minute Suspensions | 6m | 6-metre Shots | 7m | 7-metre Shots | 9m | 9-metre Shots |
| BT | Breakthroughs | EX | Exclusions | FB | Fast Breaks | G/S | Goals/Shots | RC | Red Cards |
| S/S | Saves/Shots | Wing | Wing Shots | YC | Yellow Cards | | | | |



MATCH TEAM STATISTICS

参赛队技术统计 / STATISTIQUES DU MATCH PAR ÉQUIPE

GER 21 - 27 DEN

(12 - 15) (9 - 12)

Referees: (25) KRSTIC N / (26) LJUBIC P (SLO)

GER - Germany

| No. | Name | Shots | | | | | | | | Offence | | Defence | | Penalties | | | | TP |
|---------------|---------------------------|-------|-----|-----|------|------|-----|-----|-----|---------|----|---------|----|-----------|------|----|----|-------|
| | | G/S | % | 6m | Wing | 9m | 7m | FB | BT | AS | TF | ST | BS | YC | 2Min | RC | EX | |
| 1 | FRITZ Henning | | | | | | | | | | | | | | | | | 30:00 |
| 4 | ROGGISCH Oliver | | | | | | | | | | | 2 | 1 | | | | | 25:16 |
| 5 | KLEIN Dominik | 1/3 | 33 | | | 1/1 | | 0/2 | | 1 | | 1 | | | | | | 33:52 |
| 8 | SCHWARZER Christian | 2/2 | 100 | 1/1 | | | | 1/1 | | | 2 | 1 | | | | | | 26:04 |
| 10 | KOHRMANN Oliver | 1/2 | 50 | | | 1/2 | | | | 3 | 2 | | | | | | | 30:25 |
| 11 | GLANDORF Holger | 1/8 | 13 | | | 0/6 | | 0/1 | 1/1 | 1 | 2 | | 1 | | | | | 55:46 |
| 12 | BITTER Johannes | | | | | | | | | | 1 | | | | | | | 30:00 |
| 13 | CHRISTOPHERSEN Sven-Soren | 1/2 | 50 | | | 1/2 | | | | | 1 | | | | | | | 7:21 |
| 14 | ZEITZ Christian | 0/1 | 0 | | | 0/1 | | | | | 1 | | | | | | | 4:31 |
| 15 | JANSEN Torsten | 4/8 | 50 | | 1/3 | | 3/4 | 0/1 | | | | 1 | 1 | | 1 | | | 37:45 |
| 17 | KLIMOVETS Andrei | 2/2 | 100 | 1/1 | | | | 1/1 | | 1 | 1 | | 1 | | 3 | 1 | | 32:55 |
| 18 | KRAUS Michael | 6/14 | 43 | | 1/1 | 2/10 | 2/2 | | 1/1 | 3 | 1 | | 1 | 1 | | | | 30:15 |
| 19 | KEHRMANN Florian | 3/6 | 50 | | 1/3 | 1/1 | | 1/2 | | 3 | | 2 | | 1 | | | | 59:43 |
| 24 | HAASS Michael | 0/1 | 0 | | | 0/1 | | | | | 2 | | | | | | | 16:07 |
| | Bench/Team | | | | | | | | | | | | | 1 | | | | |
| Totals | | 21/49 | 43 | 2/2 | 3/7 | 6/24 | 5/6 | 3/8 | 2/2 | 12 | 13 | 4 | 7 | 4 | 4 | 1 | 0 | |

| No. | Name | Total Shots | | 6m Shots | | Wing Shots | | 9m Shots | | 7m Shots | | Fast Breaks | | Breakthroughs | |
|---------------|-----------------|-------------|----|----------|----|------------|----|----------|----|----------|---|-------------|---|---------------|---|
| | | S/S | % | S/S | % | S/S | % | S/S | % | S/S | % | S/S | % | S/S | % |
| 1 | FRITZ Henning | 5/20 | 25 | 3/5 | 60 | 0/2 | 0 | 2/10 | 20 | 0/1 | 0 | 0/1 | 0 | 0/1 | 0 |
| 12 | BITTER Johannes | 11/23 | 48 | 0/1 | 0 | 4/6 | 67 | 7/14 | 50 | | | 0/2 | 0 | | |
| Totals | | 16/43 | 37 | 3/6 | 50 | 4/8 | 50 | 9/24 | 38 | 0/1 | 0 | 0/3 | 0 | 0/1 | 0 |

| Team Shots | Goals | Saves | Missed | Post | Blocked | Total | % |
|---------------|-------|-------|--------|------|---------|-------|-----|
| 6m Shots | 2 | 0 | 0 | 0 | 0 | 2 | 100 |
| Wing Shots | 3 | 3 | 0 | 1 | 0 | 7 | 43 |
| 9m Shots | 6 | 10 | 2 | 3 | 3 | 24 | 25 |
| 7m Shots | 5 | 1 | 0 | 0 | n/a | 6 | 83 |
| Fast Breaks | 3 | 4 | 0 | 1 | 0 | 8 | 38 |
| Breakthroughs | 2 | 0 | 0 | 0 | 0 | 2 | 100 |
| Totals | 21 | 18 | 2 | 5 | 3 | 49 | 43 |

Number of Attacks: 56, Scoring Efficiency: 38%



MATCH TEAM STATISTICS
 参赛队技术统计 / STATISTIQUES DU MATCH PAR ÉQUIPE

GER 21 - 27 DEN
 (12 - 15) (9 - 12)

Referees: (25) KRSTIC N / (26) LJUBIC P (SLO)

GER - Germany

Shots Distribution

| Players | | | | | | |
|---------------|----------------|-----------------|---------------|----------------|---------------------|------------|
| Goals / Shots | | | | | | |
| 4 ROGGISCH O | 5 KLEIN D | 8 SCHWARZER C | 10 KOHRMANN O | 11 GLANDORF H | 13 CHRISTOPHERSEN S | 14 ZEITZ C |
| | | | | | | |
| | 1/1 | | 1/1 | 0/1 | 0/1 | |
| | | 1/1 | | 1/3 | | |
| | 0/2 | 1/1 | 0/1 | | 1/1 | |
| | | | | | | |
| | | | | | | |
| | | | | 1-Missed3-Post | | 1-Blocked |
| 15 JANSEN T | 17 KLIMOVETS A | 18 KRAUS M | 19 KEHRMANN F | 24 HAASS M | | |
| 1/1 | 1/1 | 1/1 | 0/1 | | | |
| 0/1 | | 0/1 | 1/1 | | | |
| | 1/1 | 1/2 | | | | |
| 1/4 | | 0/3 | 1/1 | | | |
| | | 3/3 | | | | |
| | | 1-Missed 1-Post | 1-Blocked | 1-Post | 1-Blocked | |

| Team | Offence | Defence | Goalkeepers | | | | | | | | | | | | | | | | | | | | | | | | | | | | | | | | | | | | |
|---|---------|---------|---------------|-----|--|-----|-----|-----|-----|--|--|---|-----|-----|-----|-----|-----|-----|-----|-----|-----|-----|-----|-----|-----|-----|-----|-----|-----|-----|-----|-----|-----|-----|-----|-----|-----|-----|-----|
| Goals / Shots | | | Saves / Shots | | | | | | | | | | | | | | | | | | | | | | | | | | | | | | | | | | | | |
| <table border="1"> <tr><td>4/5</td><td>1/2</td><td>4/5</td></tr> <tr><td>1/6</td><td></td><td>3/4</td></tr> <tr><td>1/7</td><td>4/7</td><td>3/3</td></tr> </table> <p>2-Missed 5-Post 3-Blocked</p> | 4/5 | 1/2 | 4/5 | 1/6 | | 3/4 | 1/7 | 4/7 | 3/3 | | | <table border="1"> <tr><td>0/5</td><td>1/3</td><td>2/7</td></tr> <tr><td>3/5</td><td>2/2</td><td>2/4</td></tr> <tr><td>3/6</td><td>0/6</td><td>3/5</td></tr> </table> <p>1 FRITZ H</p> <table border="1"> <tr><td>0/4</td><td>1/2</td><td>0/4</td></tr> <tr><td>1/2</td><td>1/1</td><td>1/1</td></tr> <tr><td>0/1</td><td>0/3</td><td>1/2</td></tr> </table> <p>12 BITTER J</p> <table border="1"> <tr><td>0/1</td><td>0/1</td><td>2/3</td></tr> <tr><td>2/3</td><td>1/1</td><td>1/3</td></tr> <tr><td>3/5</td><td>0/3</td><td>2/3</td></tr> </table> | 0/5 | 1/3 | 2/7 | 3/5 | 2/2 | 2/4 | 3/6 | 0/6 | 3/5 | 0/4 | 1/2 | 0/4 | 1/2 | 1/1 | 1/1 | 0/1 | 0/3 | 1/2 | 0/1 | 0/1 | 2/3 | 2/3 | 1/1 | 1/3 | 3/5 | 0/3 | 2/3 |
| 4/5 | 1/2 | 4/5 | | | | | | | | | | | | | | | | | | | | | | | | | | | | | | | | | | | | | |
| 1/6 | | 3/4 | | | | | | | | | | | | | | | | | | | | | | | | | | | | | | | | | | | | | |
| 1/7 | 4/7 | 3/3 | | | | | | | | | | | | | | | | | | | | | | | | | | | | | | | | | | | | | |
| 0/5 | 1/3 | 2/7 | | | | | | | | | | | | | | | | | | | | | | | | | | | | | | | | | | | | | |
| 3/5 | 2/2 | 2/4 | | | | | | | | | | | | | | | | | | | | | | | | | | | | | | | | | | | | | |
| 3/6 | 0/6 | 3/5 | | | | | | | | | | | | | | | | | | | | | | | | | | | | | | | | | | | | | |
| 0/4 | 1/2 | 0/4 | | | | | | | | | | | | | | | | | | | | | | | | | | | | | | | | | | | | | |
| 1/2 | 1/1 | 1/1 | | | | | | | | | | | | | | | | | | | | | | | | | | | | | | | | | | | | | |
| 0/1 | 0/3 | 1/2 | | | | | | | | | | | | | | | | | | | | | | | | | | | | | | | | | | | | | |
| 0/1 | 0/1 | 2/3 | | | | | | | | | | | | | | | | | | | | | | | | | | | | | | | | | | | | | |
| 2/3 | 1/1 | 1/3 | | | | | | | | | | | | | | | | | | | | | | | | | | | | | | | | | | | | | |
| 3/5 | 0/3 | 2/3 | | | | | | | | | | | | | | | | | | | | | | | | | | | | | | | | | | | | | |



MATCH TEAM STATISTICS

参赛队技术统计 / STATISTIQUES DU MATCH PAR ÉQUIPE

GER 21 - 27 DEN

(12 - 15) (9 - 12)

Referees: (25) KRSTIC N / (26) LJUBIC P (SLO)

DEN - Denmark

| No. | Name | Shots | | | | | | | | Offence | | Defence | | Penalties | | | | TP |
|---------------|---------------------------|-------|----|-----|------|-------|-----|-----|-----|---------|----|---------|----|-----------|------|----|----|-------|
| | | G/S | % | 6m | Wing | 9m | 7m | FB | BT | AS | TF | ST | BS | YC | 2Min | RC | EX | |
| 1 | HVIDT Kasper | | | | | | | | | | | 1 | | | | | | 59:42 |
| 4 | BOESEN Lasse | 8/13 | 62 | | | 8/13 | | | | 1 | 1 | | | | | | | 27:44 |
| 6 | JOERGENSEN Lars Troels | | | | | | | | | 2 | | | | 1 | 1 | | | 27:16 |
| 7 | JENSEN Jesper | 3/5 | 60 | | | 2/4 | | | 1/1 | 3 | 4 | | | 1 | 1 | | | 37:37 |
| 9 | CHRISTIANSEN Lars Roslyng | 2/4 | 50 | | 2/4 | | | | | | | | | | | | | 48:26 |
| 12 | HENRIKSEN Peter | | | | | | | | | | | | | | | | | 0:18 |
| 13 | SPELLERBERG Bo | 2/6 | 33 | 0/1 | | 1/3 | 1/2 | | | | 2 | | | | | | | 12:39 |
| 15 | HANSEN Mikkel | 1/3 | 33 | | | 1/3 | | | | | | | | | | | | 5:58 |
| 19 | NOEDDESBO Jesper | 3/5 | 60 | 3/5 | | | | | | 1 | 3 | | 1 | | | | | 50:10 |
| 22 | SARUP Kasper Soendergaard | 1/3 | 33 | | | 1/3 | | | | | 1 | | | | | | | 17:16 |
| 23 | BOLDSSEN Joachim Rietveld | 1/4 | 25 | | 0/1 | 1/3 | | | | 2 | | 1 | | 1 | 2 | | | 37:27 |
| 24 | LINDBERG Hans Ottar | 6/9 | 67 | | 2/3 | 1/2 | | 3/4 | | | | | | | | | | 55:04 |
| 25 | BRUUN JOERGENSEN Klavs | 0/2 | 0 | | | 0/2 | | | | | 1 | | | | | | | 8:14 |
| 26 | NIELSEN Kasper | 0/1 | 0 | | | | | 0/1 | | 1 | | 1 | 1 | | 2 | | | 32:09 |
| | Bench/Team | | | | | | | | | | | | | | | | | |
| Totals | | 27/55 | 49 | 3/6 | 4/8 | 15/33 | 1/2 | 3/5 | 1/1 | 10 | 12 | 3 | 2 | 3 | 6 | 0 | 0 | |

| No. | Name | Total Shots | | 6m Shots | | Wing Shots | | 9m Shots | | 7m Shots | | Fast Breaks | | Breakthroughs | |
|---------------|-----------------|-------------|----|----------|---|------------|----|----------|----|----------|----|-------------|----|---------------|---|
| | | S/S | % | S/S | % | S/S | % | S/S | % | S/S | % | S/S | % | S/S | % |
| 1 | HVIDT Kasper | 18/38 | 47 | 0/2 | 0 | 3/6 | 50 | 10/16 | 63 | 1/5 | 20 | 4/7 | 57 | 0/2 | 0 |
| 12 | HENRIKSEN Peter | 0/1 | 0 | | | | | | | 0/1 | 0 | | | | |
| Totals | | 18/39 | 46 | 0/2 | 0 | 3/6 | 50 | 10/16 | 63 | 1/6 | 17 | 4/7 | 57 | 0/2 | 0 |

| Team Shots | Goals | Saves | Missed | Post | Blocked | Total | % |
|---------------|-------|-------|--------|------|---------|-------|-----|
| 6m Shots | 3 | 3 | 0 | 0 | 0 | 6 | 50 |
| Wing Shots | 4 | 4 | 0 | 0 | 0 | 8 | 50 |
| 9m Shots | 15 | 9 | 3 | 1 | 5 | 33 | 45 |
| 7m Shots | 1 | 0 | 0 | 1 | n/a | 2 | 50 |
| Fast Breaks | 3 | 0 | 1 | 0 | 1 | 5 | 60 |
| Breakthroughs | 1 | 0 | 0 | 0 | 0 | 1 | 100 |
| Totals | 27 | 16 | 4 | 2 | 6 | 55 | 49 |

Number of Attacks: 56, Scoring Efficiency: 48%



MATCH TEAM STATISTICS
参赛队技术统计 / STATISTIQUES DU MATCH PAR ÉQUIPE

GER 21 - 27 DEN
(12 - 15) (9 - 12)

Referees: (25) KRSTIC N / (26) LJUBIC P (SLO)

DEN - Denmark

Shots Distribution

| 4 BOESEN L | | | 6 JOERGENSEN LT | | | 7 JENSEN J | | | 9 CHRISTIANSEN LR | | | 13 SPELLERBERG B | | | 15 HANSEN M | | | 19 NOEDDESBO J | | |
|---------------------------|-----|-----|-----------------|-----|-----|--------------------|-----|-----|-----------------------|--|-----|------------------|-----|-----|-------------|--|-----|----------------|-----|-----|
| 1/1 | 1/1 | 2/2 | | | | 2/2 | | | | | 2/2 | | | | | | 0/1 | 1/1 | 0/1 | 1/1 |
| | | 1/1 | | | | | | | | | 0/1 | 1/1 | 0/1 | | 1/1 | | | | | 1/2 |
| 2/3 | 1/1 | | | | | | | 1/1 | 0/1 | | | | 1/1 | 0/1 | 0/1 | | | | | |
| 1-Missed 1-Post 2-Blocked | | | | | | 1-Missed 1-Blocked | | | | | | 1-Missed 1-Post | | | | | | | | |
| 22 SARUP KS | | | 23 BOLDSSEN JR | | | 24 LINDBERG HO | | | 25 BRUUN JOERGENSEN K | | | 26 NIELSEN K | | | | | | | | |
| | | 0/1 | | | | 1/1 | 1/1 | | | | | | | | | | | | | |
| 0/1 | | | 0/1 | | | 0/1 | 0/1 | | | | | | | | | | | | | |
| | | 1/1 | | 1/1 | 0/1 | 1/1 | 3/3 | | | | 0/1 | | | | | | | | | |
| | | | 1-Blocked | | | 1-Blocked | | | 1-Blocked 1-Missed | | | | | | | | | | | |

Team

Offence

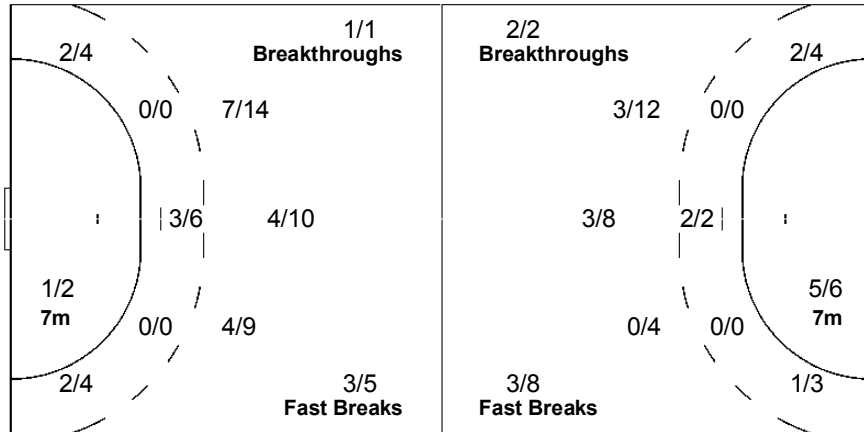
Defence

Goalkeepers

Goals / Shots

| | | |
|-----|-----|-----|
| 5/5 | 2/3 | 5/7 |
| 2/5 | 0/2 | 2/4 |
| 3/6 | 6/6 | 2/5 |

4-Missed 2-Post 6-Blocked



Saves / Shots

| | | |
|-----|-----|-----|
| 1/5 | 1/2 | 1/5 |
| 5/6 | | 1/4 |
| 6/7 | 3/7 | 0/3 |

1 HVIDT K

| | | |
|-----|-----|-----|
| 1/5 | 1/1 | 1/5 |
| 5/6 | | 1/4 |
| 6/7 | 3/7 | 0/3 |

12 HENRIKSEN P

| | | |
|--|-----|--|
| | 0/1 | |
| | | |
| | | |

| Legend: | | 2Min | | 6m | | 7m | | 9m | |
|---------|------------------|------|----------------------|------|---------------|-----|---------------|----|---------------|
| % | Efficiency | 2Min | 2 Minute Suspensions | 6m | 6-metre Shots | 7m | 7-metre Shots | 9m | 9-metre Shots |
| AS | Assists | BS | Blocked Shots | BT | Breakthroughs | EX | Exclusions | FB | Fast Breaks |
| G/S | Goals/Shots | n/a | not applicable | RC | Red Cards | S/S | Saves/Shots | ST | Steals |
| TF | Technical Faults | TP | Time Played | Wing | Wing Shots | YC | Yellow Cards | | |



RESULTS
比赛成绩 / RÉSULTATS
FRA 27 - 24 RUS
(13 - 10) (14 - 14)

Referees: (13) LEMME F / (14) ULLRICH B (GER)

RUNNING SCORE

FRA - RUS

FRA - France

| Players | | Shots | | | | | | | | Penalties | | | |
|---------|------------------|-------|-----|-----|------|------|-----|-----|-----|-----------|------|----|----|
| No. | Name | G/S | % | 6m | Wing | 9m | 7m | FB | BT | YC | 2Min | RC | EX |
| 3 | DINART Didier | | | | | | | | | | | | |
| 4 | BURDET Cedric | 0/2 | 0 | | | 0/2 | | | | 1 | | | |
| 5 | GILLE Guillaume | 1/1 | 100 | | | | | | 1/1 | | 1 | | |
| 6 | GILLE Bertrand | 4/7 | 57 | 2/3 | | 0/2 | | 2/2 | | 1 | | | |
| 8 | NARCISSE Daniel | 9/13 | 69 | 1/1 | | 6/8 | | 0/1 | 2/3 | | | | |
| 11 | GIRAULT Olivier | 4/5 | 80 | 1/1 | 2/3 | | 1/1 | | | | | | |
| 12 | KARABOUE Daouda | | | | | | | | | | | | |
| 13 | KARABATIC Nikola | 2/7 | 29 | | | 2/6 | 0/1 | | | 1 | 1 | | |
| 14 | KEMPE Christophe | | | | | | | | | | | | |
| 16 | OMEYER Thierry | | | | | | | | | | | | |
| 18 | ABATI Joel | | | | | | | | | | | | |
| 19 | ABALO Luc | 7/9 | 78 | | 3/4 | 0/1 | | 3/3 | 1/1 | | | | |
| 21 | GUIGOU Michael | 0/2 | 0 | | 0/1 | 0/1 | | | | | | | |
| 26 | PATY Cedric | | | | | | | | | | | | |
| | Bench/Team | | | | | | | | | 1 | | | |
| | Totals | 27/46 | 59 | 4/5 | 5/8 | 8/20 | 1/2 | 5/6 | 4/5 | 4 | 2 | 0 | 0 |

| Goalkeepers | | Saves | | | | | | | |
|-------------|-----------------|-------|----|------|------|------|-----|-----|-----|
| No. | Name | S/S | % | 6m | Wing | 9m | 7m | FB | BT |
| 12 | KARABOUE Daouda | 0/2 | 0 | | | | 0/2 | | |
| 16 | OMEYER Thierry | 11/33 | 33 | 3/11 | 0/4 | 8/13 | 0/4 | 0/1 | |
| | Totals | 11/35 | 31 | 3/11 | 0/4 | 8/13 | 0/6 | 0/1 | 0/0 |

RUS - Russian Fed.

| Players | | Shots | | | | | | | | Penalties | | | |
|---------|------------------------|-------|-----|------|------|------|-----|-----|-----|-----------|------|----|----|
| No. | Name | G/S | % | 6m | Wing | 9m | 7m | FB | BT | YC | 2Min | RC | EX |
| 1 | GRAMS Oleg | | | | | | | | | | | | |
| 2 | FILIPPOV Vasily | 1/2 | 50 | 1/1 | | 0/1 | | | | | | | |
| 6 | KRIVOSHLIKOV Denis | 1/1 | 100 | | | | | 1/1 | | 1 | | | |
| 8 | EVDOKIMOV Egor | 2/2 | 100 | 2/2 | | | | | | | | | |
| 10 | CHERNOIVANOV Alexander | 4/7 | 57 | 4/6 | | | | | 0/1 | | | | |
| 15 | RASTVORTSEV Alexey | 3/6 | 50 | | | 3/6 | | | | 1 | | | |
| 16 | KOSTYGOV Alexey | | | | | | | | | | | | |
| 17 | KAMANIN Alexey | 1/3 | 33 | | | 1/3 | | | | | | | |
| 19 | ASLANYAN Samvel | | | | | | | | | | | | |
| 23 | KOKSHAROV Eduard | 5/8 | 63 | 0/1 | 1/1 | | 4/6 | | | | 2 | | |
| 25 | KOVALEV Dmitry | 3/3 | 100 | 1/1 | 2/2 | | | | | | | | |
| 31 | DIBIROV Timur | 1/2 | 50 | | 1/1 | 0/1 | | | | | | | |
| 35 | IGROPULO Konstantin | 3/9 | 33 | | | 1/7 | 2/2 | | | 1 | | | |
| 77 | IVANOV Vitaly | 0/2 | 0 | | | 0/2 | | | | | | | |
| | Bench/Team | | | | | | | | | | | | |
| | Totals | 24/45 | 53 | 8/11 | 4/4 | 5/20 | 6/8 | 1/1 | 0/1 | 3 | 2 | 0 | 0 |

| Goalkeepers | | Saves | | | | | | | |
|-------------|-----------------|-------|----|-----|------|------|-----|-----|-----|
| No. | Name | S/S | % | 6m | Wing | 9m | 7m | FB | BT |
| 1 | GRAMS Oleg | 5/15 | 33 | 1/3 | 0/2 | 2/3 | 1/2 | 1/2 | 0/3 |
| 16 | KOSTYGOV Alexey | 7/24 | 29 | 0/2 | 1/4 | 5/12 | 1/2 | 0/4 | 1/2 |
| | Totals | 12/39 | 31 | 1/5 | 1/6 | 7/15 | 1/2 | 1/6 | 1/5 |

| 1st Half | |
|------------|-------------|
| | 0 (2') 1 |
| ABALO L | 1 (2') 1 |
| | 1 (4') 2 |
| GILLE B | 2 (5') 2 |
| | 2 (6') 3 |
| GIRAULT O | 3 (6') 3 |
| | 3 (7') 4 |
| NARCISSE D | 4 (8') 4 |
| NARCISSE D | 5 (9') 4 |
| | 5 (9') 5 |
| NARCISSE D | 6 (10') 5 |
| | 6 (11') 6 |
| | 6 (12') 7 |
| ABALO L | 7 (14') 7 |
| GILLE B | 8 (15') 7 |
| GIRAULT O | 9 (17') 7 |
| ABALO L | 10 (22') 7 |
| | 10 (22') 8 |
| GIRAULT O | 11 (23') 8 |
| ABALO L | 12 (24') 8 |
| GILLE B | 13 (28') 8 |
| | 13 (29') 9 |
| | 13 (30') 10 |

| 2nd Half | |
|-------------|-------------|
| NARCISSE D | 14 (31') 10 |
| ABALO L | 15 (32') 10 |
| | 15 (35') 11 |
| | 15 (36') 12 |
| ABALO L | 16 (37') 12 |
| | 16 (37') 13 |
| GILLE B | 17 (38') 13 |
| KARABATIC N | 18 (40') 13 |
| | 18 (40') 14 |
| GILLE G | 19 (41') 14 |
| | 19 (41') 15 |
| NARCISSE D | 20 (42') 15 |
| ABALO L | 21 (44') 15 |
| | 21 (44') 16 |
| | 21 (46') 17 |
| NARCISSE D | 22 (47') 17 |
| | 22 (47') 18 |
| | 22 (48') 19 |
| | 22 (50') 20 |
| | 22 (51') 21 |
| NARCISSE D | 23 (52') 21 |
| NARCISSE D | 24 (53') 21 |
| GIRAULT O | 25 (57') 21 |
| | 25 (57') 22 |
| KARABATIC N | 26 (58') 22 |
| | 26 (59') 23 |
| NARCISSE D | 27 (60') 23 |
| | 27 (60') 24 |

| | | | | |
|-------------------------|----------------------------------|-------------------------|-------------------------|-------------------------|
| Legend: | 2Min 2 Minute Suspensions | 6m 6-metre Shots | 7m 7-metre Shots | 9m 9-metre Shots |
| % Efficiency | EX Exclusions | FB Fast Breaks | G/S Goals/Shots | RC Red Cards |
| BT Breakthroughs | Wing Wing Shots | YC Yellow Cards | | |
| S/S Saves/Shots | | | | |



MATCH TEAM STATISTICS

参赛队技术统计 / STATISTIQUES DU MATCH PAR ÉQUIPE

FRA 27 - 24 RUS

(13 - 10) (14 - 14)

Referees: (13) LEMME F / (14) ULLRICH B (GER)

FRA - France

| No. | Name | Shots | | | | | | | | Offence | | Defence | | Penalties | | | | TP |
|---------------|------------------|-------|-----|-----|------|------|-----|-----|-----|---------|----|---------|----|-----------|------|----|----|-------|
| | | G/S | % | 6m | Wing | 9m | 7m | FB | BT | AS | TF | ST | BS | YC | 2Min | RC | EX | |
| 3 | DINART Didier | | | | | | | | | | | 1 | 3 | | | | | 26:08 |
| 4 | BURDET Cedric | 0/2 | 0 | | | 0/2 | | | | 2 | | | | 1 | | | | 25:22 |
| 5 | GILLE Guillaume | 1/1 | 100 | | | | | | 1/1 | | 1 | | | | 1 | | | 32:49 |
| 6 | GILLE Bertrand | 4/7 | 57 | 2/3 | | 0/2 | | 2/2 | | 2 | 1 | 1 | | 1 | | | | 59:36 |
| 8 | NARCISSE Daniel | 9/13 | 69 | 1/1 | | 6/8 | | 0/1 | 2/3 | 2 | | 1 | | | | | | 41:56 |
| 11 | GIRAULT Olivier | 4/5 | 80 | 1/1 | 2/3 | | 1/1 | | | | 1 | | | | | | | 44:23 |
| 12 | KARABOUE Daouda | | | | | | | | | | | | | | | | | 0:48 |
| 13 | KARABATIC Nikola | 2/7 | 29 | | | 2/6 | 0/1 | | | 2 | 3 | | | 1 | 1 | | | 53:15 |
| 14 | KEMPE Christophe | | | | | | | | | | | | | | | | | |
| 16 | OMEYER Thierry | | | | | | | | | | | | | | | | | 59:12 |
| 18 | ABATI Joel | | | | | | | | | | | | | | | | | |
| 19 | ABALO Luc | 7/9 | 78 | | 3/4 | 0/1 | | 3/3 | 1/1 | 1 | 1 | 1 | | | | | | 60:00 |
| 21 | GUIGOU Michael | 0/2 | 0 | | 0/1 | 0/1 | | | | 1 | 1 | | | | | | | 16:31 |
| 26 | PATY Cedric | | | | | | | | | | | | | | | | | |
| | Bench/Team | | | | | | | | | | | | | 1 | | | | |
| Totals | | 27/46 | 59 | 4/5 | 5/8 | 8/20 | 1/2 | 5/6 | 4/5 | 10 | 8 | 4 | 4 | 4 | 2 | 0 | 0 | |

| No. | Name | Total Shots | | 6m Shots | | Wing Shots | | 9m Shots | | 7m Shots | | Fast Breaks | | Breakthroughs | |
|---------------|-----------------|-------------|----|----------|----|------------|---|----------|----|----------|---|-------------|---|---------------|---|
| | | S/S | % | S/S | % | S/S | % | S/S | % | S/S | % | S/S | % | S/S | % |
| 12 | KARABOUE Daouda | 0/2 | 0 | | | | | | | 0/2 | 0 | | | | |
| 16 | OMEYER Thierry | 11/33 | 33 | 3/11 | 27 | 0/4 | 0 | 8/13 | 62 | 0/4 | 0 | 0/1 | 0 | | |
| Totals | | 11/35 | 31 | 3/11 | 27 | 0/4 | 0 | 8/13 | 62 | 0/6 | 0 | 0/1 | 0 | 0/0 | 0 |

| Team Shots | Goals | Saves | Missed | Post | Blocked | Total | % |
|---------------|-------|-------|--------|------|---------|-------|----|
| 6m Shots | 4 | 1 | 0 | 0 | 0 | 5 | 80 |
| Wing Shots | 5 | 1 | 0 | 2 | 0 | 8 | 63 |
| 9m Shots | 8 | 7 | 0 | 1 | 4 | 20 | 40 |
| 7m Shots | 1 | 1 | 0 | 0 | n/a | 2 | 50 |
| Fast Breaks | 5 | 1 | 0 | 0 | 0 | 6 | 83 |
| Breakthroughs | 4 | 1 | 0 | 0 | 0 | 5 | 80 |
| Totals | 27 | 12 | 0 | 3 | 4 | 46 | 59 |

Number of Attacks: 49, Scoring Efficiency: 55%



OSC GYMNASIUM
 奥体中心体育馆
 GYMNASE DU CSO

WED 星期三 MER
 20 AUG 2008
 12:00

HANDBALL
 手球 / HANDBALL

MEN
 男子项目 / HOMMES

QUARTERFINAL - MATCH 31
 1/4决赛 - 第31场 / QUART DE FINALE - MATCH 31



MATCH TEAM STATISTICS
 参赛队技术统计 / STATISTIQUES DU MATCH PAR ÉQUIPE

FRA 27 - 24 RUS
 (13 - 10) (14 - 14)

Referees: (13) LEMME F / (14) ULLRICH B (GER)

FRA - France

Shots Distribution

| Players | | | Goals / Shots | | | |
|------------|------------|------------|---------------|--------------|--------------|----------------|
| 3 DINART D | 4 BURDET C | 5 GILLE G | 6 GILLE B | 8 NARCISSE D | 11 GIRAULT O | 13 KARABATIC N |
| | 0/1 | | 0/1 | 0/1 | 0/1 | 0/1 |
| | 0/1 | 1/1 | 1/1 | 4/4 | 2/2 | 1/1 |
| | | | 1-Post | 1-Blocked | 1-Post | 3-Blocked |
| 14 KEMPE C | 18 ABATI J | 19 ABALO L | 21 GUIGOU M | 26 PATY C | | |
| | | 2/3 | 0/1 | | | |
| | | 2/2 | | | | |
| | | 1/1 | | | | |
| | | | 1-Post | | | |

| Team | Offence | Defence | Goalkeepers | | | | | | | | | | | | | | | | | | | | | | | | | | | | | | | | | |
|--|---------|---------|---------------|-----|-----|--|-----|-----|-------|---|--|--|-----|--|-----|-----|-----|-----|-----|-----|-----|--|--|--|-----|--|--|-----|--|-----|-----|-----|-----|-----|-----|-----|
| Goals / Shots | | | Saves / Shots | | | | | | | | | | | | | | | | | | | | | | | | | | | | | | | | | |
| <table border="1"> <tr><td>2/4</td><td>0/1</td><td>2/5</td></tr> <tr><td>3/6</td><td>0/1</td><td></td></tr> <tr><td>7/8</td><td>3/3</td><td>10/11</td></tr> </table> <p>3-Post 4-Blocked</p> | 2/4 | 0/1 | 2/5 | 3/6 | 0/1 | | 7/8 | 3/3 | 10/11 | <p>3/4 Breakthroughs 0/0 1/3 4/5 5/13 0/0 2/4 1/2 7m 2/4 5/6 Fast Breaks</p> | <p>0/1 Breakthroughs 2/5 1/1 3/10 5/5 0/5 2/5 1/1 Fast Breaks 2/2 6/8 7m 2/2</p> | <table border="1"> <tr><td>0/2</td><td></td><td>1/3</td></tr> <tr><td>2/3</td><td>1/1</td><td>2/6</td></tr> <tr><td>2/8</td><td>3/8</td><td>0/4</td></tr> </table> <p>12 KARABOUE D</p> <table border="1"> <tr><td></td><td></td><td></td></tr> <tr><td>0/2</td><td></td><td></td></tr> </table> <p>16 OMEYER T</p> <table border="1"> <tr><td>0/2</td><td></td><td>1/3</td></tr> <tr><td>2/3</td><td>1/1</td><td>2/6</td></tr> <tr><td>2/6</td><td>3/8</td><td>0/4</td></tr> </table> | 0/2 | | 1/3 | 2/3 | 1/1 | 2/6 | 2/8 | 3/8 | 0/4 | | | | 0/2 | | | 0/2 | | 1/3 | 2/3 | 1/1 | 2/6 | 2/6 | 3/8 | 0/4 |
| 2/4 | 0/1 | 2/5 | | | | | | | | | | | | | | | | | | | | | | | | | | | | | | | | | | |
| 3/6 | 0/1 | | | | | | | | | | | | | | | | | | | | | | | | | | | | | | | | | | | |
| 7/8 | 3/3 | 10/11 | | | | | | | | | | | | | | | | | | | | | | | | | | | | | | | | | | |
| 0/2 | | 1/3 | | | | | | | | | | | | | | | | | | | | | | | | | | | | | | | | | | |
| 2/3 | 1/1 | 2/6 | | | | | | | | | | | | | | | | | | | | | | | | | | | | | | | | | | |
| 2/8 | 3/8 | 0/4 | | | | | | | | | | | | | | | | | | | | | | | | | | | | | | | | | | |
| | | | | | | | | | | | | | | | | | | | | | | | | | | | | | | | | | | | | |
| 0/2 | | | | | | | | | | | | | | | | | | | | | | | | | | | | | | | | | | | | |
| 0/2 | | 1/3 | | | | | | | | | | | | | | | | | | | | | | | | | | | | | | | | | | |
| 2/3 | 1/1 | 2/6 | | | | | | | | | | | | | | | | | | | | | | | | | | | | | | | | | | |
| 2/6 | 3/8 | 0/4 | | | | | | | | | | | | | | | | | | | | | | | | | | | | | | | | | | |



MATCH TEAM STATISTICS

参赛队技术统计 / STATISTIQUES DU MATCH PAR ÉQUIPE

FRA 27 - 24 RUS

(13 - 10) (14 - 14)

Referees: (13) LEMME F / (14) ULLRICH B (GER)

RUS - Russian Fed.

| No. | Name | Shots | | | | | | | | Offence | | Defence | | Penalties | | | TP | |
|---------------|------------------------|-------|-----|------|------|------|-----|-----|-----|---------|----|---------|----|-----------|------|----|----|-------|
| | | G/S | % | 6m | Wing | 9m | 7m | FB | BT | AS | TF | ST | BS | YC | 2Min | RC | | EX |
| 1 | GRAMS Oleg | | | | | | | | | | | | | | | | | 21:24 |
| 2 | FILIPPOV Vasily | 1/2 | 50 | 1/1 | | 0/1 | | | | 3 | | | | | | | | 31:22 |
| 6 | KRIVOSHLYKOV Denis | 1/1 | 100 | | | | | 1/1 | | 1 | | | 1 | | | | | 34:07 |
| 8 | EVDOKIMOV Egor | 2/2 | 100 | 2/2 | | | | | | | 1 | | | | | | | 23:25 |
| 10 | CHERNOIVANOV Alexander | 4/7 | 57 | 4/6 | | | | | 0/1 | 1 | 1 | | 3 | | | | | 39:46 |
| 15 | RASTVORTSEV Alexey | 3/6 | 50 | | | 3/6 | | | | 4 | | | | 1 | | | | 29:27 |
| 16 | KOSTYGOV Alexey | | | | | | | | | | | | | | | | | 38:36 |
| 17 | KAMANIN Alexey | 1/3 | 33 | | | 1/3 | | | | 2 | 1 | | | | | | | 29:56 |
| 19 | ASLANYAN Samvel | | | | | | | | | | | | | | | | | 0:47 |
| 23 | KOKSHAROV Eduard | 5/8 | 63 | 0/1 | 1/1 | | 4/6 | | | 2 | | 1 | 1 | | | 2 | | 47:59 |
| 25 | KOVALEV Dmitry | 3/3 | 100 | 1/1 | 2/2 | | | | | | | | | | | | | 25:53 |
| 31 | DIBIROV Timur | 1/2 | 50 | | 1/1 | 0/1 | | | | 1 | 3 | | | | | | | 25:58 |
| 35 | IGROPULO Konstantin | 3/9 | 33 | | | 1/7 | 2/2 | | | 5 | 3 | | | 1 | | | | 42:52 |
| 77 | IVANOV Vitaly | 0/2 | 0 | | | 0/2 | | | | | | | | | | | | 28:28 |
| | Bench/Team | | | | | | | | | | | | | | | | | |
| Totals | | 24/45 | 53 | 8/11 | 4/4 | 5/20 | 6/8 | 1/1 | 0/1 | 19 | 9 | 1 | 4 | 3 | 2 | 0 | 0 | |

| No. | Name | Total Shots | | 6m Shots | | Wing Shots | | 9m Shots | | 7m Shots | | Fast Breaks | | Breakthroughs | |
|---------------|-----------------|-------------|----|----------|----|------------|----|----------|----|----------|----|-------------|----|---------------|----|
| | | S/S | % | S/S | % | S/S | % | S/S | % | S/S | % | S/S | % | S/S | % |
| 1 | GRAMS Oleg | 5/15 | 33 | 1/3 | 33 | 0/2 | 0 | 2/3 | 67 | 1/2 | 50 | 1/2 | 50 | 0/3 | 0 |
| 16 | KOSTYGOV Alexey | 7/24 | 29 | 0/2 | 0 | 1/4 | 25 | 5/12 | 42 | | | 0/4 | 0 | 1/2 | 50 |
| Totals | | 12/39 | 31 | 1/5 | 20 | 1/6 | 17 | 7/15 | 47 | 1/2 | 50 | 1/6 | 17 | 1/5 | 20 |

| Team Shots | Goals | Saves | Missed | Post | Blocked | Total | % |
|---------------|-------|-------|--------|------|---------|-------|-----|
| 6m Shots | 8 | 3 | 0 | 0 | 0 | 11 | 73 |
| Wing Shots | 4 | 0 | 0 | 0 | 0 | 4 | 100 |
| 9m Shots | 5 | 8 | 2 | 1 | 4 | 20 | 25 |
| 7m Shots | 6 | 0 | 1 | 1 | n/a | 8 | 75 |
| Fast Breaks | 1 | 0 | 0 | 0 | 0 | 1 | 100 |
| Breakthroughs | 0 | 0 | 0 | 1 | 0 | 1 | 0 |
| Totals | 24 | 11 | 3 | 3 | 4 | 45 | 53 |

Number of Attacks: 49, Scoring Efficiency: 49%



OSC GYMNASIUM
 奥体中心体育馆
 GYMNASE DU CSO

WED 星期三 MER
 20 AUG 2008
 12:00

HANDBALL
 手球 / HANDBALL

MEN
 男子项目 / HOMMES

QUARTERFINAL - MATCH 31
 1/4决赛 - 第31场 / QUART DE FINALE - MATCH 31



MATCH TEAM STATISTICS

参赛队技术统计 / STATISTIQUES DU MATCH PAR ÉQUIPE

FRA 27 - 24 RUS

(13 - 10) (14 - 14)

Referees: (13) LEMME F / (14) ULLRICH B (GER)

RUS - Russian Fed.

Shots Distribution

| Players | | | Goals / Shots | | | |
|-----------------|------------------|---------------|-------------------|------------------|--------------|---------------|
| 2 FILIPPOV V | 6 KRIVOSHLYKOV D | 8 EVDOKIMOV E | 10 CHERNOIVANOV A | 15 RASTVORTSEV A | 17 KAMANIN A | 19 ASLANYAN S |
| | | | | | | |
| | 1/1 | | 2/2 | 0/1 | | |
| | | 2/2 | | 0/1 | | |
| 0/1 | 1/1 | | 1/1 | 1/1 | 1/1 | |
| | | | 1-Post | 1-Blocked | | |
| 23 KOKSHAROV E | 25 KOVALEV D | 31 DIBIROV T | 35 IGROPULO K | 77 IVANOV V | | |
| | | 1/1 | | | | |
| | | | 0/1 | 1/1 | | |
| 1/1 | 2/2 | 2/2 | 2/2 | | 0/2 | |
| 1-Missed 1-Post | | 1-Missed | 1-Missed 1-Post | 3-Blocked | | |

Team

Offence

Defence

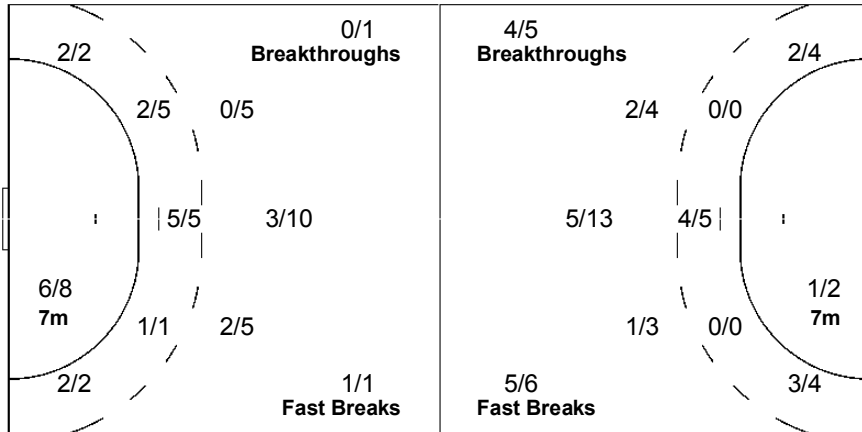
Goalkeepers

Goals / Shots

Saves / Shots

| | | |
|-----|-----|-----|
| 2/2 | | 2/3 |
| 1/3 | 0/1 | 4/6 |
| 6/8 | 5/8 | 4/4 |

3-Missed 3-Post 4-Blocked



| | | |
|-----|-----|------|
| 2/4 | 1/1 | 3/5 |
| 3/6 | 1/1 | |
| 1/8 | 0/3 | 1/11 |

1 GRAMS O

| | | |
|-----|-----|-----|
| | 1/1 | 1/1 |
| 2/3 | | |
| 1/3 | 0/1 | 0/6 |

16 KOSTYGOV A

| | | |
|-----|-----|-----|
| 2/4 | | 2/4 |
| 1/3 | 1/1 | |
| 0/5 | 0/2 | 1/5 |

| Legend: | | |
|-------------|------------------|----------------------------------|
| % | Efficiency | 2Min 2 Minute Suspensions |
| AS | Assists | 6m 6-metre Shots |
| G/S | Goals/Shots | 7m 7-metre Shots |
| TF | Technical Faults | 9m 9-metre Shots |
| BS | Blocked Shots | BT Breakthroughs |
| n/a | not applicable | EX Exclusions |
| RC | Red Cards | S/S Saves/Shots |
| TP | Time Played | ST Steals |
| Wing | Wing Shots | YC Yellow Cards |



RESULTS

比赛成绩 / RÉSULTATS

ISL 32 - 30 POL

(19 - 14) (13 - 16)

Referees: (11) BORD G / (12) BUY O (FRA)

ISL - Iceland

| Players | | Shots | | | | | | | | Penalties | | | |
|---------|--------------------------|-------|-----|-------|------|-------|-----|-----|-----|-----------|------|----|----|
| No. | Name | G/S | % | 6m | Wing | 9m | 7m | FB | BT | YC | 2Min | RC | EX |
| 1 | GUSTAVSSON Bjorgvin Pall | | | | | | | | | | | | |
| 3 | GEIRSSON Logi | 4/7 | 57 | | | 3/6 | | 1/1 | | | 1 | | |
| 5 | SIGURDSSON Sigfus | 1/1 | 100 | | | | | 1/1 | | | | | |
| 6 | HALLGRIMSSON Asgeir Orn | | | | | | | | | | 1 | | |
| 7 | ATLASON Arnor | 3/6 | 50 | 1/1 | | 2/5 | | | | | 1 | | |
| 9 | SIGURDSSON Gudjon Valur | 5/7 | 71 | | 2/2 | 1/3 | | 2/2 | | 1 | | | |
| 10 | GUDJONSSON Snorri Steinn | 5/11 | 45 | 4/4 | | 0/5 | 1/2 | | | | | | |
| 11 | STEFANSSON Olafur | 4/8 | 50 | | | 1/5 | 1/1 | 1/1 | 1/1 | | | | |
| 14 | ASGEIRSSON Sturla | | | | | | | | | | | | |
| 15 | PETERSSON Alexander | 6/10 | 60 | 1/1 | | 3/6 | | 1/1 | 1/2 | | | | |
| 16 | GUDMUNDSSON Hreidar Levy | | | | | | | | | | | | |
| 17 | JAKOBSSON Sverre Andreas | | | | | | | | | 1 | 3 | 1 | |
| 18 | GUNNARSSON Robert | 3/3 | 100 | 3/3 | | | | | | | | | |
| 19 | INGIMUNDARSON Ingimundur | 1/1 | 100 | 1/1 | | | | | | 1 | 2 | | |
| | Bench/Team | | | | | | | | | | | | |
| | Totals | 32/54 | 59 | 10/10 | 2/2 | 10/30 | 2/3 | 6/6 | 2/3 | 3 | 8 | 1 | 0 |

| Goalkeepers | | Saves | | | | | | | |
|-------------|--------------------------|-------|----|-----|------|-------|-----|-----|-----|
| No. | Name | S/S | % | 6m | Wing | 9m | 7m | FB | BT |
| 1 | GUSTAVSSON Bjorgvin Pall | 21/51 | 41 | 3/7 | 3/9 | 11/18 | 1/3 | 3/7 | 0/7 |
| 16 | GUDMUNDSSON Hreidar Levy | | | | | | | | |
| | Totals | 21/51 | 41 | 3/7 | 3/9 | 11/18 | 1/3 | 3/7 | 0/7 |

POL - Poland

| Players | | Shots | | | | | | | | Penalties | | | |
|---------|--------------------|-------|-----|-----|------|------|-----|-----|-----|-----------|------|----|----|
| No. | Name | G/S | % | 6m | Wing | 9m | 7m | FB | BT | YC | 2Min | RC | EX |
| 1 | SZMAL Slawomir | | | | | | | | | | | | |
| 2 | JASZKA Bartlomiej | 4/4 | 100 | 1/1 | | 1/1 | | | 2/2 | | | | |
| 3 | LIJEWSKI Krzysztof | 2/4 | 50 | 1/1 | | 1/3 | | | | | | | |
| 5 | JACHLEWSKI Mateusz | 6/8 | 75 | | 4/5 | | | 2/3 | | | | | |
| 6 | TKACZYK Grzegorz | 6/9 | 67 | | | 2/5 | | 1/1 | 3/3 | 1 | 1 | | |
| 8 | BIELECKI Karol | 3/7 | 43 | | | 2/6 | | | 1/1 | | | | |
| 9 | SIODMIAK Artur | 0/3 | 0 | 0/2 | | | | 0/1 | | 1 | | | |
| 13 | JURECKI Bartosz | 3/4 | 75 | 2/3 | | | | | 1/1 | | | | |
| 14 | JURASIK Mariusz | 4/9 | 44 | 0/1 | 2/4 | 1/2 | | 1/2 | | | 1 | | |
| 15 | JURECKI Michal | | | | | | | | | | | | |
| 16 | WICHARY Marcin | | | | | | | | | | | | |
| 19 | TLUCZYNSKI Tomasz | 2/3 | 67 | | | | 2/3 | | | | | | |
| 22 | LIJEWSKI Marcin | 0/4 | 0 | | | 0/4 | | | | | 1 | | |
| 28 | PIWKO Pawel | | | | | | | | | | | | |
| | Bench/Team | | | | | | | | | | | | |
| | Totals | 30/55 | 55 | 4/8 | 6/9 | 7/21 | 2/3 | 4/7 | 7/7 | 2 | 3 | 0 | 0 |

| Goalkeepers | | Saves | | | | | | | |
|-------------|----------------|-------|----|------|------|-------|-----|-----|-----|
| No. | Name | S/S | % | 6m | Wing | 9m | 7m | FB | BT |
| 1 | SZMAL Slawomir | 13/40 | 33 | 0/7 | 0/2 | 11/20 | 1/3 | 0/6 | 1/2 |
| 16 | WICHARY Marcin | 1/6 | 17 | 0/3 | | 1/2 | | | 0/1 |
| | Totals | 14/46 | 30 | 0/10 | 0/2 | 12/22 | 1/3 | 0/6 | 1/3 |

RUNNING SCORE

ISL - POL

| | | 1st Half | | | |
|-----------------|--|----------|----|--|--------------|
| SIGURDSSON GV | | 1 (2') | 0 | | |
| | | 1 (4') | 1 | | |
| SIGURDSSON GV | | 2 (4') | 1 | | |
| PETERSSON A | | 3 (8') | 1 | | |
| | | 3 (6') | 2 | | JACHLEWSKI M |
| GUDJONSSON SS | | 4 (7') | 2 | | |
| SIGURDSSON GV | | 5 (9') | 2 | | |
| | | 5 (9') | 3 | | TLUCZYNSKI T |
| ATLASON A | | 6 (10') | 3 | | |
| | | 6 (12') | 4 | | JASZKA B |
| GUDJONSSON SS | | 7 (12') | 4 | | |
| | | 7 (14') | 5 | | JURECKI B |
| | | 7 (15') | 6 | | JACHLEWSKI M |
| GEIRSSON L | | 8 (15') | 6 | | |
| | | 8 (17') | 7 | | BIELECKI K |
| GEIRSSON L | | 9 (18') | 7 | | |
| PETERSSON A | | 10 (19') | 7 | | |
| ATLASON A | | 11 (21') | 7 | | |
| | | 11 (21') | 8 | | BIELECKI K |
| GUDJONSSON SS | | 12 (21') | 8 | | |
| | | 12 (23') | 9 | | JASZKA B |
| GUNNARSSON R | | 13 (23') | 9 | | |
| | | 13 (24') | 10 | | LIJEWSKI K |
| GUDJONSSON SS | | 14 (25') | 10 | | |
| | | 14 (25') | 11 | | JACHLEWSKI M |
| STEFANSSON O | | 15 (26') | 11 | | |
| ATLASON A | | 16 (27') | 11 | | |
| | | 16 (28') | 12 | | TKACZYK G |
| GUNNARSSON R | | 17 (28') | 12 | | |
| | | 17 (29') | 13 | | TKACZYK G |
| PETERSSON A | | 18 (29') | 13 | | |
| | | 18 (30') | 14 | | JACHLEWSKI M |
| SIGURDSSON S | | 19 (30') | 14 | | |
| | | 2nd Half | | | |
| | | 19 (31') | 15 | | BIELECKI K |
| | | 19 (32') | 16 | | JURASIK M |
| SIGURDSSON GV | | 20 (33') | 16 | | |
| STEFANSSON O | | 21 (33') | 16 | | |
| | | 21 (37') | 17 | | JURASIK M |
| | | 21 (37') | 18 | | TKACZYK G |
| GEIRSSON L | | 22 (38') | 18 | | |
| | | 22 (38') | 19 | | JURECKI B |
| INGIMUNDARSON I | | 23 (41') | 19 | | |
| | | 23 (41') | 20 | | JURECKI B |
| | | 23 (42') | 21 | | TKACZYK G |
| | | 23 (43') | 22 | | JACHLEWSKI M |
| GUNNARSSON R | | 24 (44') | 22 | | |
| | | 24 (45') | 23 | | JACHLEWSKI M |
| STEFANSSON O | | 25 (47') | 23 | | |
| | | 25 (47') | 24 | | LIJEWSKI K |
| PETERSSON A | | 26 (48') | 24 | | |
| GEIRSSON L | | 27 (49') | 24 | | |
| | | 27 (52') | 25 | | JURASIK M |
| | | 27 (54') | 26 | | JASZKA B |
| STEFANSSON O | | 28 (54') | 26 | | |
| GUDJONSSON SS | | 29 (56') | 26 | | |
| | | 29 (56') | 27 | | TKACZYK G |
| SIGURDSSON GV | | 30 (57') | 27 | | |
| | | 30 (59') | 28 | | JASZKA B |
| PETERSSON A | | 31 (60') | 28 | | |
| | | 31 (60') | 29 | | TLUCZYNSKI T |
| PETERSSON A | | 32 (60') | 29 | | |
| | | 32 (60') | 30 | | JURASIK M |

Legend:

| | | | | | | | | | |
|-----|---------------|------|----------------------|----|---------------|-----|---------------|----|---------------|
| % | Efficiency | 2Min | 2 Minute Suspensions | 6m | 6-metre Shots | 7m | 7-metre Shots | 9m | 9-metre Shots |
| BT | Breakthroughs | EX | Exclusions | FB | Fast Breaks | G/S | Goals/Shots | RC | Red Cards |
| S/S | Saves/Shots | Wing | Wing Shots | YC | Yellow Cards | | | | |



MATCH TEAM STATISTICS

参赛队技术统计 / STATISTIQUES DU MATCH PAR ÉQUIPE

ISL 32 - 30 POL

(19 - 14) (13 - 16)

Referees: (11) BORD G / (12) BUY O (FRA)

ISL - Iceland

| No. | Name | Shots | | | | | | | | Offence | | Defence | | Penalties | | | TP | |
|---------------|--------------------------|-------|-----|-------|------|-------|-----|-----|-----|---------|----|---------|----|-----------|------|----|----|-------|
| | | G/S | % | 6m | Wing | 9m | 7m | FB | BT | AS | TF | ST | BS | YC | 2Min | RC | | EX |
| 1 | GUSTAVSSON Bjorgvin Pall | | | | | | | | | 1 | | | | | | | | 60:00 |
| 3 | GEIRSSON Logi | 4/7 | 57 | | | 3/6 | | 1/1 | | | | | | | 1 | | | 19:20 |
| 5 | SIGURDSSON Sigfus | 1/1 | 100 | | | | | 1/1 | | | | | | | | | | 3:57 |
| 6 | HALLGRIMSSON Asgeir Orn | | | | | | | | | | | | | | 1 | | | 17:27 |
| 7 | ATLASON Amor | 3/6 | 50 | 1/1 | | 2/5 | | | | 3 | 1 | | | | 1 | | | 40:49 |
| 9 | SIGURDSSON Gudjon Valur | 5/7 | 71 | | 2/2 | 1/3 | | 2/2 | | 4 | 4 | 2 | | 1 | | | | 59:48 |
| 10 | GUDJONSSON Snorri Steinn | 5/11 | 45 | 4/4 | | 0/5 | 1/2 | | | | 3 | | | | | | | 31:28 |
| 11 | STEFANSSON Olafur | 4/8 | 50 | | | 1/5 | 1/1 | 1/1 | 1/1 | 6 | 1 | | | | | | | 47:49 |
| 14 | ASGEIRSSON Sturla | | | | | | | | | | | | | | | | | |
| 15 | PETERSSON Alexander | 6/10 | 60 | 1/1 | | 3/6 | | 1/1 | 1/2 | 1 | | | | | | | | 57:16 |
| 16 | GUDMUNDSSON Hreidar Levy | | | | | | | | | | | | | | | | | |
| 17 | JAKOBSSON Sverre Andreas | | | | | | | | | | 1 | 1 | 1 | 3 | 1 | | | 27:11 |
| 18 | GUNNARSSON Robert | 3/3 | 100 | 3/3 | | | | | | 1 | | | | | | | | 28:10 |
| 19 | INGIMUNDARSON Ingimundur | 1/1 | 100 | 1/1 | | | | | | | | | 1 | 2 | | | | 26:45 |
| | Bench/Team | | | | | | | | | | | | | | | | | |
| Totals | | 32/54 | 59 | 10/10 | 2/2 | 10/30 | 2/3 | 6/6 | 2/3 | 16 | 9 | 3 | 1 | 3 | 8 | 1 | 0 | |

| No. | Name | Total Shots | | 6m Shots | | Wing Shots | | 9m Shots | | 7m Shots | | Fast Breaks | | Breakthroughs | |
|---------------|--------------------------|-------------|----|----------|----|------------|----|----------|----|----------|----|-------------|----|---------------|---|
| | | S/S | % | S/S | % | S/S | % | S/S | % | S/S | % | S/S | % | S/S | % |
| 1 | GUSTAVSSON Bjorgvin Pall | 21/51 | 41 | 3/7 | 43 | 3/9 | 33 | 11/18 | 61 | 1/3 | 33 | 3/7 | 43 | 0/7 | 0 |
| 16 | GUDMUNDSSON Hreidar Levy | | | | | | | | | | | | | | |
| Totals | | 21/51 | 41 | 3/7 | 43 | 3/9 | 33 | 11/18 | 61 | 1/3 | 33 | 3/7 | 43 | 0/7 | 0 |

| Team Shots | Goals | Saves | Missed | Post | Blocked | Total | % |
|---------------|-------|-------|--------|------|---------|-------|-----|
| 6m Shots | 10 | 0 | 0 | 0 | 0 | 10 | 100 |
| Wing Shots | 2 | 0 | 0 | 0 | 0 | 2 | 100 |
| 9m Shots | 10 | 12 | 1 | 1 | 6 | 30 | 33 |
| 7m Shots | 2 | 1 | 0 | 0 | n/a | 3 | 67 |
| Fast Breaks | 6 | 0 | 0 | 0 | 0 | 6 | 100 |
| Breakthroughs | 2 | 1 | 0 | 0 | 0 | 3 | 67 |
| Totals | 32 | 14 | 1 | 1 | 6 | 54 | 59 |

Number of Attacks: 53, Scoring Efficiency: 60%



OSC GYMNASIUM
 奥体中心体育馆
 GYMNASE DU CSO

WED 星期三 MER
 20 AUG 2008
 14:15

HANDBALL
 手球 / HANDBALL

MEN
 男子项目 / HOMMES

QUARTERFINAL - MATCH 32
 1/4决赛 - 第32场 / QUART DE FINALE - MATCH 32



MATCH TEAM STATISTICS
 参赛队技术统计 / STATISTIQUES DU MATCH PAR ÉQUIPE

ISL 32 - 30 POL
 (19 - 14) (13 - 16)

Referees: (11) BORD G / (12) BUY O (FRA)

ISL - Iceland

Shots Distribution

| Players | | | Goals / Shots | | | |
|-----------------|----------------|-------------------|-----------------|--------------------|---------------------------|-----------------|
| 3 GEIRSSON L | 5 SIGURDSSON S | 6 HALLGRIMSSON AO | 7 ATLASON A | 9 SIGURDSSON GV | 10 GUDJONSSON SS | 11 STEFANSSON O |
| 0/1 | | | 0/1 | 1/2 | 1/1 | 1/1 |
| 0/1 | | | 0/1 | | 0/1 | 0/1 |
| 4/4 | 1/1 | | 2/2 | 1/1 | 2/2 | 1/1 |
| | | | | 1-Blocked | 1-Missed 1-Post 2-Blocked | 3-Blocked |
| 14 ASGEIRSSON S | 15 PETERSSON A | 17 JAKOBSSON SA | 18 GUNNARSSON R | 19 INGIMUNDARSON I | | |
| | 1/2 | | | | | |
| | 1/1 | 1/1 | | 1/1 | | |
| | 2/2 | 0/2 | 1/2 | | | |
| | | | 1/1 | 1/1 | | 1/1 |





MATCH TEAM STATISTICS

参赛队技术统计 / STATISTIQUES DU MATCH PAR ÉQUIPE

ISL 32 - 30 POL

(19 - 14) (13 - 16)

Referees: (11) BORD G / (12) BUY O (FRA)

POL - Poland

| Players | | Shots | | | | | | | | Offence | | Defence | | Penalties | | | | TP |
|---------------|--------------------|-------|-----|-----|------|------|-----|-----|-----|---------|----|---------|----|-----------|------|----|----|-------|
| No. | Name | G/S | % | 6m | Wing | 9m | 7m | FB | BT | AS | TF | ST | BS | YC | 2Min | RC | EX | |
| 1 | SZMAL Sławomir | | | | | | | | | | | | | | | | | 53:17 |
| 2 | JASZKA Bartłomiej | 4/4 | 100 | 1/1 | | 1/1 | | | 2/2 | | | | | | | | | 17:05 |
| 3 | LIJEWSKI Krzysztof | 2/4 | 50 | 1/1 | | 1/3 | | | | 4 | 1 | 1 | | | | | | 28:28 |
| 5 | JACHLEWSKI Mateusz | 6/8 | 75 | | 4/5 | | | 2/3 | | | | | | | | | | 58:42 |
| 6 | TKACZYK Grzegorz | 6/9 | 67 | | | 2/5 | | 1/1 | 3/3 | 1 | 1 | | 1 | 1 | 1 | | | 36:54 |
| 8 | BIELECKI Karol | 3/7 | 43 | | | 2/6 | | | 1/1 | 2 | | | | | | | | 20:22 |
| 9 | SIODMIAK Artur | 0/3 | 0 | 0/2 | | | | 0/1 | | 1 | 1 | | 1 | 1 | | | | 31:56 |
| 13 | JURECKI Bartosz | 3/4 | 75 | 2/3 | | | | | 1/1 | 1 | 3 | | | | | | | 32:46 |
| 14 | JURASIK Mariusz | 4/9 | 44 | 0/1 | 2/4 | 1/2 | | 1/2 | | | 1 | | | | 1 | | | 52:47 |
| 15 | JURECKI Michał | | | | | | | | | 1 | 1 | | 3 | | | | | 34:30 |
| 16 | WICHARY Marcin | | | | | | | | | | | | | | | | | 6:43 |
| 19 | TLUCZYŃSKI Tomasz | 2/3 | 67 | | | | 2/3 | | | | | | | | | | | 1:30 |
| 22 | LIJEWSKI Marcin | 0/4 | 0 | | | 0/4 | | | | 5 | | 1 | 1 | | 1 | | | 37:25 |
| 28 | PIWKO Paweł | | | | | | | | | | | | | | | | | 7:35 |
| | Bench/Team | | | | | | | | | | | | | | | | | |
| Totals | | 30/55 | 55 | 4/8 | 6/9 | 7/21 | 2/3 | 4/7 | 7/7 | 15 | 8 | 2 | 6 | 2 | 3 | 0 | 0 | |

| Goalkeepers | | Total Shots | | 6m Shots | | Wing Shots | | 9m Shots | | 7m Shots | | Fast Breaks | | Breakthroughs | |
|---------------|----------------|-------------|----|----------|---|------------|---|----------|----|----------|----|-------------|---|---------------|----|
| No. | Name | S/S | % | S/S | % | S/S | % | S/S | % | S/S | % | S/S | % | S/S | % |
| 1 | SZMAL Sławomir | 13/40 | 33 | 0/7 | 0 | 0/2 | 0 | 11/20 | 55 | 1/3 | 33 | 0/6 | 0 | 1/2 | 50 |
| 16 | WICHARY Marcin | 1/6 | 17 | 0/3 | 0 | | | 1/2 | 50 | | | | | 0/1 | 0 |
| Totals | | 14/46 | 30 | 0/10 | 0 | 0/2 | 0 | 12/22 | 55 | 1/3 | 33 | 0/6 | 0 | 1/3 | 33 |

| Team Shots | Goals | Saves | Missed | Post | Blocked | Total | % |
|---------------|-------|-------|--------|------|---------|-------|-----|
| 6m Shots | 4 | 3 | 1 | 0 | 0 | 8 | 50 |
| Wing Shots | 6 | 3 | 0 | 0 | 0 | 9 | 67 |
| 9m Shots | 7 | 11 | 1 | 1 | 1 | 21 | 33 |
| 7m Shots | 2 | 1 | 0 | 0 | n/a | 3 | 67 |
| Fast Breaks | 4 | 3 | 0 | 0 | 0 | 7 | 57 |
| Breakthroughs | 7 | 0 | 0 | 0 | 0 | 7 | 100 |
| Totals | 30 | 21 | 2 | 1 | 1 | 55 | 55 |

Number of Attacks: 53, Scoring Efficiency: 57%



OSC GYMNASIUM
 奥体中心体育馆
 GYMNASE DU CSO

WED 星期三 MER
 20 AUG 2008
 14:15

HANDBALL
 手球 / HANDBALL

MEN
 男子项目 / HOMMES

QUARTERFINAL - MATCH 32
 1/4决赛 - 第32场 / QUART DE FINALE - MATCH 32



MATCH TEAM STATISTICS
 参赛队技术统计 / STATISTIQUES DU MATCH PAR ÉQUIPE

ISL 32 - 30 POL
 (19 - 14) (13 - 16)

Referees: (11) BORD G / (12) BUY O (FRA)

POL - Poland

Shots Distribution

| Players | | | Goals / Shots | | | | | | | | | | | | | | | | | | | | |
|---------------------|-----|-----|---------------------|--|-----|------------------------|-----|-----|----------------------|-----|-----|---------------------|--|-----|---------------------|--|-----|---------------------|--|--|--|--|-----|
| 2 JASZKA B | | | 3 LIJEWSKI K | | | 5 JACHLEWSKI M | | | 6 TKACZYK G | | | 8 BIELECKI K | | | 9 SIODMIAK A | | | 13 JURECKI B | | | | | |
| 1/1 | | | | | 0/1 | | 0/1 | 1/1 | 3/3 | | 0/1 | 0/1 | | 1/1 | | | | | | | | | 1/2 |
| | | | | | 0/1 | | | 1/2 | | | 1/1 | 1/2 | | 0/1 | 0/1 | | 0/1 | | | | | | 1/2 |
| 2/2 | 1/1 | | 2/2 | | | 2/2 | 1/1 | 1/1 | 1/1 | 1/1 | | 1/2 | | | | | | 1/1 | | | | | 1/1 |
| | | | | | | | | | 1-Missed 1-Post | | | | | | 1-Missed | | | | | | | | |
| 14 JURASIK M | | | 15 JURECKI M | | | 19 TLUCZYNSKI T | | | 22 LIJEWSKI M | | | 28 PIWKO P | | | | | | | | | | | |
| | | | | | | | | 1/1 | | | | | | | | | | | | | | | |
| 1/1 | 0/1 | 0/1 | | | | 0/1 | | | | | 0/1 | | | | | | | | | | | | |
| 2/3 | 0/1 | 1/2 | | | | 1/1 | | | 0/2 | | | | | | | | | | | | | | |
| | | | | | | | | | 1-Blocked | | | | | | | | | | | | | | |

| Team | Offence | Defence | Goalkeepers | | | | | | | | | | | | | | | | | | | | | | | | | | | | | | | | | |
|---|---------|---------|---------------|-----|-----|------|-------|-----|-----|--|--|---|-----|-----|-----|-----|-----|-----|------|-----|-----|-----|-----|-----|-----|-----|-----|------|-----|-----|--|--|--|-----|-----|-----|
| Goals / Shots | | | Saves / Shots | | | | | | | | | | | | | | | | | | | | | | | | | | | | | | | | | |
| <table border="1"> <tr><td>4/5</td><td>0/1</td><td>3/5</td></tr> <tr><td>2/5</td><td>0/1</td><td>3/10</td></tr> <tr><td>12/16</td><td>3/4</td><td>3/4</td></tr> </table> <p>2-Missed 1-Post 1-Blocked</p> | 4/5 | 0/1 | 3/5 | 2/5 | 0/1 | 3/10 | 12/16 | 3/4 | 3/4 | | | <table border="1"> <tr><td>4/7</td><td>0/1</td><td>2/4</td></tr> <tr><td>1/2</td><td>1/1</td><td>2/4</td></tr> <tr><td>0/13</td><td>3/5</td><td>1/9</td></tr> </table> <p>1 SZMAL S</p> <table border="1"> <tr><td>4/7</td><td>0/1</td><td>2/4</td></tr> <tr><td>1/2</td><td>1/1</td><td>2/4</td></tr> <tr><td>0/12</td><td>3/4</td><td>0/5</td></tr> </table> <p>16 WICHARY M</p> <table border="1"> <tr><td></td><td></td><td></td></tr> <tr><td>0/1</td><td>0/1</td><td>1/4</td></tr> </table> | 4/7 | 0/1 | 2/4 | 1/2 | 1/1 | 2/4 | 0/13 | 3/5 | 1/9 | 4/7 | 0/1 | 2/4 | 1/2 | 1/1 | 2/4 | 0/12 | 3/4 | 0/5 | | | | 0/1 | 0/1 | 1/4 |
| 4/5 | 0/1 | 3/5 | | | | | | | | | | | | | | | | | | | | | | | | | | | | | | | | | | |
| 2/5 | 0/1 | 3/10 | | | | | | | | | | | | | | | | | | | | | | | | | | | | | | | | | | |
| 12/16 | 3/4 | 3/4 | | | | | | | | | | | | | | | | | | | | | | | | | | | | | | | | | | |
| 4/7 | 0/1 | 2/4 | | | | | | | | | | | | | | | | | | | | | | | | | | | | | | | | | | |
| 1/2 | 1/1 | 2/4 | | | | | | | | | | | | | | | | | | | | | | | | | | | | | | | | | | |
| 0/13 | 3/5 | 1/9 | | | | | | | | | | | | | | | | | | | | | | | | | | | | | | | | | | |
| 4/7 | 0/1 | 2/4 | | | | | | | | | | | | | | | | | | | | | | | | | | | | | | | | | | |
| 1/2 | 1/1 | 2/4 | | | | | | | | | | | | | | | | | | | | | | | | | | | | | | | | | | |
| 0/12 | 3/4 | 0/5 | | | | | | | | | | | | | | | | | | | | | | | | | | | | | | | | | | |
| | | | | | | | | | | | | | | | | | | | | | | | | | | | | | | | | | | | | |
| 0/1 | 0/1 | 1/4 | | | | | | | | | | | | | | | | | | | | | | | | | | | | | | | | | | |

| Legend: | | | | | | | | | |
|---------|------------------|------|----------------------|------|---------------|-----|---------------|----|---------------|
| % | Efficiency | 2Min | 2 Minute Suspensions | 6m | 6-metre Shots | 7m | 7-metre Shots | 9m | 9-metre Shots |
| AS | Assists | BS | Blocked Shots | BT | Breakthroughs | EX | Exclusions | FB | Fast Breaks |
| G/S | Goals/Shots | n/a | not applicable | RC | Red Cards | S/S | Saves/Shots | ST | Steals |
| TF | Technical Faults | TP | Time Played | Wing | Wing Shots | YC | Yellow Cards | | |





RESULTS
比赛成绩 / RÉSULTATS
CRO 26 - 24 DEN
(14 - 12) (12 - 12)

Referees: (9) BRETO V / (10) HUELIN J (ESP)

RUNNING SCORE

CRO - DEN

CRO - Croatia

| Players | | Shots | | | | | | | | Penalties | | | |
|---------|-------------------|-------|-----|-----|------|------|-----|-----|-----|-----------|------|----|----|
| No. | Name | G/S | % | 6m | Wing | 9m | 7m | FB | BT | YC | 2Min | RC | EX |
| 1 | LOSERT Venio | | | | | | | | | | | | |
| 3 | SULIC Renato | | | | | | | | | | | | |
| 4 | BALIC Ivano | 2/8 | 25 | 1/2 | | 0/4 | | 0/1 | 1/1 | | | | |
| 5 | DUVNJAK Domagoj | | | | | | | | | | | | |
| 6 | LACKOVIC Blazenko | 3/5 | 60 | | | 2/4 | | 1/1 | | | | | |
| 9 | VORI Igor | 2/2 | 100 | 1/1 | | | | 1/1 | | | | | |
| 10 | DOMINIKOVIC Davor | | | | | | | | | 1 | | | |
| 11 | DZOMBA Mirza | 6/8 | 75 | | 1/2 | | 5/6 | | | | 1 | | |
| 13 | HORVAT Zlatko | 1/3 | 33 | | 0/2 | | | 1/1 | | | | | |
| 14 | VUKOVIC Drago | | | | | | | | | | | | |
| 17 | SPREM Goran | 7/9 | 78 | | 3/5 | | | 4/4 | | | | | |
| 19 | METLICIC Petar | 2/3 | 67 | 1/1 | | 0/1 | | 1/1 | | 1 | 1 | | |
| 24 | VALCIC Tonci | 3/4 | 75 | | | 3/4 | | | | | | | |
| 25 | ALILOVIC Mirko | | | | | | | | | | | | |
| | Bench/Team | | | | | | | | | | | | |
| | Totals | 26/42 | 62 | 3/4 | 4/9 | 5/13 | 5/6 | 8/9 | 1/1 | 2 | 2 | 0 | 0 |

| Goalkeepers | | Saves | | | | | | | |
|-------------|----------------|-------|----|-----|------|-------|-----|-----|-----|
| No. | Name | S/S | % | 6m | Wing | 9m | 7m | FB | BT |
| 1 | LOSERT Venio | 1/2 | 50 | | | | 1/2 | | |
| 25 | ALILOVIC Mirko | 14/37 | 38 | 2/5 | 2/6 | 10/16 | 0/3 | 0/7 | |
| | Totals | 15/39 | 38 | 2/5 | 2/6 | 10/16 | 1/5 | 0/7 | 0/0 |

DEN - Denmark

| Players | | Shots | | | | | | | | Penalties | | | |
|---------|---------------------------|-------|----|-----|------|------|-----|-----|-----|-----------|------|----|----|
| No. | Name | G/S | % | 6m | Wing | 9m | 7m | FB | BT | YC | 2Min | RC | EX |
| 1 | HVIDT Kasper | | | | | | | | | | | | |
| 4 | BOESEN Lasse | 3/8 | 38 | | | 3/8 | | | | | | | |
| 6 | JOERGENSEN Lars Troels | | | | | | | | | 1 | 1 | | |
| 7 | JENSEN Jesper | 0/3 | 0 | | | 0/1 | | 0/1 | 0/1 | | | | |
| 9 | CHRISTIANSEN Lars Roslyng | 6/8 | 75 | | 0/1 | | 2/3 | 4/4 | | | | | |
| 12 | HENRIKSEN Peter | | | | | | | | | | | | |
| 13 | SPELLERBERG Bo | 3/6 | 50 | | | 1/3 | 2/3 | | | | | | |
| 15 | HANSEN Mikkel | 1/5 | 20 | | | 1/5 | | | | | | | |
| 19 | NOEDDESBO Jesper | 3/4 | 75 | 3/4 | | | | | | | 1 | | |
| 22 | SARUP Kasper Soendergaard | 0/1 | 0 | 0/1 | | | | | | | | | |
| 23 | BOLDSEN Joachim Rietveld | 1/2 | 50 | | | 0/1 | | 1/1 | | 1 | 1 | | |
| 24 | LINDBERG Hans Ottar | 4/7 | 57 | | 4/6 | 0/1 | | | | | | | |
| 25 | BRUUN JOERGENSEN Klavs | 1/3 | 33 | | | 1/3 | | | | | | | |
| 26 | NIELSEN Kasper | 2/4 | 50 | | | 0/2 | | 2/2 | | | 1 | | |
| | Bench/Team | | | | | | | | | | | | |
| | Totals | 24/51 | 47 | 3/5 | 4/7 | 6/24 | 4/6 | 7/8 | 0/1 | 2 | 4 | 0 | 0 |

| Goalkeepers | | Saves | | | | | | | |
|-------------|-----------------|-------|----|-----|------|-----|-----|-----|-----|
| No. | Name | S/S | % | 6m | Wing | 9m | 7m | FB | BT |
| 1 | HVIDT Kasper | 10/35 | 29 | 1/4 | 4/8 | 4/9 | 0/4 | 1/9 | 0/1 |
| 12 | HENRIKSEN Peter | 0/1 | 0 | | | | 0/1 | | |
| | Totals | 10/36 | 28 | 1/4 | 4/8 | 4/9 | 0/5 | 1/9 | 0/1 |

| 1st Half | |
|------------|------------------------------|
| | 0 (1') 1 HANSEN M |
| SPREM G | 1 (1') 1 |
| SPREM G | 2 (4') 1 |
| SPREM G | 3 (5') 1 |
| DZOMBA M | 4 (8') 1 |
| SPREM G | 5 (10') 1 |
| | 5 (10') 2 LINDBERG HO |
| VALCIC T | 6 (11') 2 |
| METLICIC P | 7 (12') 2 |
| | 7 (13') 3 BRUUN JOERGENSEN K |
| | 7 (14') 4 CHRISTIANSEN LR |
| LACKOVIC B | 8 (15') 4 |
| BALIC I | 9 (16') 4 |
| | 9 (17') 5 NIELSEN K |
| | 9 (17') 6 CHRISTIANSEN LR |
| SPREM G | 10 (19') 6 |
| | 10 (19') 7 LINDBERG HO |
| | 10 (21') 8 BOESEN L |
| VALCIC T | 11 (22') 8 |
| | 11 (23') 9 BOESEN L |
| | 11 (26') 10 SPELLERBERG B |
| | 11 (26') 11 NIELSEN K |
| VORI I | 12 (28') 11 |
| HORVAT Z | 13 (28') 11 |
| | 13 (29') 12 LINDBERG HO |
| METLICIC P | 14 (30') 12 |

| 2nd Half | |
|------------|-----------------------------|
| DZOMBA M | 15 (31') 12 |
| | 15 (33') 13 CHRISTIANSEN LR |
| | 15 (33') 14 CHRISTIANSEN LR |
| LACKOVIC B | 16 (35') 14 |
| | 16 (36') 15 BOESEN L |
| | 16 (37') 16 CHRISTIANSEN LR |
| | 16 (39') 17 CHRISTIANSEN LR |
| DZOMBA M | 17 (39') 17 |
| | 17 (41') 18 NOEDDESBO J |
| DZOMBA M | 18 (42') 18 |
| | 18 (43') 19 BOLDSEN JR |
| VALCIC T | 19 (46') 19 |
| DZOMBA M | 20 (48') 19 |
| | 20 (48') 20 NOEDDESBO J |
| DZOMBA M | 21 (49') 20 |
| LACKOVIC B | 22 (54') 20 |
| BALIC I | 23 (55') 20 |
| | 23 (56') 21 SPELLERBERG B |
| SPREM G | 24 (57') 21 |
| | 24 (57') 22 SPELLERBERG B |
| | 24 (59') 23 LINDBERG HO |
| SPREM G | 25 (59') 23 |
| VORI I | 26 (60') 23 |
| | 26 (60') 24 NOEDDESBO J |

| | | | | | | | | | |
|----------------|---------------|------|----------------------|----|---------------|-----|---------------|----|---------------|
| Legend: | | | | | | | | | |
| % | Efficiency | 2Min | 2 Minute Suspensions | 6m | 6-metre Shots | 7m | 7-metre Shots | 9m | 9-metre Shots |
| BT | Breakthroughs | EX | Exclusions | FB | Fast Breaks | G/S | Goals/Shots | RC | Red Cards |
| S/S | Saves/Shots | Wing | Wing Shots | YC | Yellow Cards | | | | |



MATCH TEAM STATISTICS
参赛队技术统计 / STATISTIQUES DU MATCH PAR ÉQUIPE

CRO 26 - 24 DEN
(14 - 12) (12 - 12)

Referees: (9) BRETO V / (10) HUELIN J (ESP)

CRO - Croatia

| Players | | Shots | | | | | | | | Offence | | Defence | | Penalties | | | | TP |
|---------------|-------------------|-------|-----|-----|------|------|-----|-----|-----|---------|----|---------|----|-----------|------|----|----|-------|
| No. | Name | G/S | % | 6m | Wing | 9m | 7m | FB | BT | AS | TF | ST | BS | YC | 2Min | RC | EX | |
| 1 | LOSERT Venio | | | | | | | | | | | | | | | | | 0:24 |
| 3 | SULIC Renato | | | | | | | | | | | | | | | | | 8:13 |
| 4 | BALIC Ivano | 2/8 | 25 | 1/2 | | 0/4 | | 0/1 | 1/1 | 1 | 2 | | | | | | | 39:23 |
| 5 | DUVNJAK Domagoj | | | | | | | | | | | | | | | | | 0:48 |
| 6 | LACKOVIC Blazenko | 3/5 | 60 | | | 2/4 | | 1/1 | | 3 | | | | | | | | 16:13 |
| 9 | VORI Igor | 2/2 | 100 | 1/1 | | | | 1/1 | | | | | 3 | | | | | 53:10 |
| 10 | DOMINIKOVIC Davor | | | | | | | | | | | | 4 | 1 | | | | 20:20 |
| 11 | DZOMBA Mirza | 6/8 | 75 | | 1/2 | | 5/6 | | | | | | | | | 1 | | 24:06 |
| 13 | HORVAT Zlatko | 1/3 | 33 | | 0/2 | | | 1/1 | | 1 | | | | | | | | 37:53 |
| 14 | VUKOVIC Drago | | | | | | | | | | | | | | | | | |
| 17 | SPREM Goran | 7/9 | 78 | | 3/5 | | | 4/4 | | 1 | | 1 | | | | | | 56:53 |
| 19 | METLICIC Petar | 2/3 | 67 | 1/1 | | 0/1 | | 1/1 | | 6 | 2 | | | 1 | 1 | | | 58:14 |
| 24 | VALCIC Tonci | 3/4 | 75 | | | 3/4 | | | | 3 | 4 | 1 | | | | | | 44:47 |
| 25 | ALILOVIC Mirko | | | | | | | | | 1 | | | | | | | | 59:36 |
| | Bench/Team | | | | | | | | | | | | | | | | | |
| Totals | | 26/42 | 62 | 3/4 | 4/9 | 5/13 | 5/6 | 8/9 | 1/1 | 16 | 8 | 2 | 7 | 2 | 2 | 0 | 0 | |

| Goalkeepers | | Total Shots | | 6m Shots | | Wing Shots | | 9m Shots | | 7m Shots | | Fast Breaks | | Breakthroughs | |
|---------------|----------------|-------------|----|----------|----|------------|----|----------|----|----------|----|-------------|---|---------------|---|
| No. | Name | S/S | % | S/S | % | S/S | % | S/S | % | S/S | % | S/S | % | S/S | % |
| 1 | LOSERT Venio | 1/2 | 50 | | | | | | | 1/2 | 50 | | | | |
| 25 | ALILOVIC Mirko | 14/37 | 38 | 2/5 | 40 | 2/6 | 33 | 10/16 | 63 | 0/3 | 0 | 0/7 | 0 | | |
| Totals | | 15/39 | 38 | 2/5 | 40 | 2/6 | 33 | 10/16 | 63 | 1/5 | 20 | 0/7 | 0 | 0/0 | 0 |

| Team Shots | Goals | Saves | Missed | Post | Blocked | Total | % |
|---------------|-------|-------|--------|------|---------|-------|-----|
| 6m Shots | 3 | 1 | 0 | 0 | 0 | 4 | 75 |
| Wing Shots | 4 | 4 | 1 | 0 | 0 | 9 | 44 |
| 9m Shots | 5 | 4 | 1 | 0 | 3 | 13 | 38 |
| 7m Shots | 5 | 0 | 1 | 0 | n/a | 6 | 83 |
| Fast Breaks | 8 | 1 | 0 | 0 | 0 | 9 | 89 |
| Breakthroughs | 1 | 0 | 0 | 0 | 0 | 1 | 100 |
| Totals | 26 | 10 | 3 | 0 | 3 | 42 | 62 |

Number of Attacks: 47, Scoring Efficiency: 55%



OSC GYMNASIUM
 奥体中心体育馆
 GYMNASE DU CSO

WED 星期三 MER
 20 AUG 2008
 18:00

HANDBALL
 手球 / HANDBALL

MEN
 男子项目 / HOMMES

QUARTERFINAL - MATCH 33
 1/4决赛 - 第33场 / QUART DE FINALE - MATCH 33



MATCH TEAM STATISTICS
 参赛队技术统计 / STATISTIQUES DU MATCH PAR ÉQUIPE

CRO 26 - 24 DEN
 (14 - 12) (12 - 12)

Referees: (9) BRETO V / (10) HUELIN J (ESP)

CRO - Croatia

Shots Distribution

| Players | | | Goals / Shots | | | |
|-------------|--------------|-------------|---------------|-------------|------------------|-------------|
| 3 SULIC R | 4 BALIC I | 5 DUVNJAK D | 6 LACKOVIC B | 9 VORI I | 10 DOMINIKOVIC D | 11 DZOMBA M |
| | 1/1 | | | | | 1/1 0/1 |
| | | | | | | 1/1 |
| | 1/3 | | 1/2 | 2/2 | | 3/3 1/1 |
| | 1-Missed | 2-Blocked | 1-Blocked | | | 1-Missed |
| 13 HORVAT Z | 14 VUKOVIC D | 17 SPREM G | 19 METLICIC P | 24 VALCIC T | | |
| | | | | 0/1 | | |
| 0/1 | | 2/3 | | | | |
| 1/1 | | 2/2 1/2 1/1 | 0/1 1/1 1/1 | | | 3/3 |
| 1-Missed | | | | | | |

| Team | Offence | Defence | Goalkeepers |
|--------------------|-----------------------------------|--|---------------|
| Goals / Shots | | | Saves / Shots |
| 2/3 0/1 1/1 | 1/4 1/1 0/2 2/6 8/9 Breakthroughs | 0/1 Breakthroughs 1/8 0/0 1/5 3/4 4/11 7/8 Fast Breaks | 1/4 1/4 2/3 |
| 3/5 0/1 | 1/2 1/1 3/5 | 0/1 4/6 7m | 1/3 1/1 2/2 |
| 9/13 2/3 9/9 | 5/6 7m 3/5 | 0/1 4/6 7m | 2/6 3/5 2/11 |
| 3-Missed 3-Blocked | | | 1 LOSERT V |
| | | | 0/1 |
| | | | 1/1 |
| | | | 25 ALILOVIC M |
| | | | 1/4 1/3 2/3 |
| | | | 0/2 1/1 2/2 |
| | | | 2/6 3/5 2/11 |



MATCH TEAM STATISTICS

参赛队技术统计 / STATISTIQUES DU MATCH PAR ÉQUIPE

CRO 26 - 24 DEN

(14 - 12) (12 - 12)

Referees: (9) BRETO V / (10) HUELIN J (ESP)

DEN - Denmark

| No. | Name | Shots | | | | | | | | Offence | | Defence | | Penalties | | | TP | |
|---------------|---------------------------|-------|----|-----|------|------|-----|-----|-----|---------|----|---------|----|-----------|------|----|----|-------|
| | | G/S | % | 6m | Wing | 9m | 7m | FB | BT | AS | TF | ST | BS | YC | 2Min | RC | | EX |
| 1 | HVIDT Kasper | | | | | | | | | | | | | | | | | 59:46 |
| 4 | BOESEN Lasse | 3/8 | 38 | | | 3/8 | | | | 4 | 1 | | | | | | | 20:57 |
| 6 | JOERGENSEN Lars Troels | | | | | | | | | 1 | 1 | | 2 | 1 | 1 | | | 32:38 |
| 7 | JENSEN Jesper | 0/3 | 0 | | | 0/1 | | | 0/1 | 0/1 | | | | | | | | 30:58 |
| 9 | CHRISTIANSEN Lars Roslyng | 6/8 | 75 | | 0/1 | | 2/3 | 4/4 | | | | 1 | | | | | | 53:25 |
| 12 | HENRIKSEN Peter | | | | | | | | | | | | | | | | | 0:14 |
| 13 | SPELLERBERG Bo | 3/6 | 50 | | | 1/3 | 2/3 | | | | 2 | | | | | | | 10:07 |
| 15 | HANSEN Mikkel | 1/5 | 20 | | | 1/5 | | | | 1 | 1 | | | | | | | 10:53 |
| 19 | NOEDDESBO Jesper | 3/4 | 75 | 3/4 | | | | | | 1 | 1 | | 1 | | 1 | | | 54:33 |
| 22 | SARUP Kasper Soendergaard | 0/1 | 0 | 0/1 | | | | | | | | | | | | | | 6:21 |
| 23 | BOLDSSEN Joachim Rietveld | 1/2 | 50 | | | 0/1 | | 1/1 | | 1 | | | | 1 | 1 | | | 35:29 |
| 24 | LINDBERG Hans Ottar | 4/7 | 57 | | 4/6 | 0/1 | | | | 2 | | | | | | | | 59:24 |
| 25 | BRUUN JOERGENSEN Klavs | 1/3 | 33 | | | 1/3 | | | | 1 | 1 | | | | | | | 7:03 |
| 26 | NIELSEN Kasper | 2/4 | 50 | | | 0/2 | | 2/2 | | 1 | | 1 | | | 1 | | | 38:12 |
| | Bench/Team | | | | | | | | | | | | | | | | | |
| Totals | | 24/51 | 47 | 3/5 | 4/7 | 6/24 | 4/6 | 7/8 | 0/1 | 15 | 8 | 3 | 3 | 2 | 4 | 0 | 0 | |

| No. | Name | Total Shots | | 6m Shots | | Wing Shots | | 9m Shots | | 7m Shots | | Fast Breaks | | Breakthroughs | |
|---------------|-----------------|-------------|----|----------|----|------------|----|----------|----|----------|---|-------------|----|---------------|---|
| | | S/S | % | S/S | % | S/S | % | S/S | % | S/S | % | S/S | % | S/S | % |
| 1 | HVIDT Kasper | 10/35 | 29 | 1/4 | 25 | 4/8 | 50 | 4/9 | 44 | 0/4 | 0 | 1/9 | 11 | 0/1 | 0 |
| 12 | HENRIKSEN Peter | 0/1 | 0 | | | | | | | 0/1 | 0 | | | | |
| Totals | | 10/36 | 28 | 1/4 | 25 | 4/8 | 50 | 4/9 | 44 | 0/5 | 0 | 1/9 | 11 | 0/1 | 0 |

| Team Shots | Goals | Saves | Missed | Post | Blocked | Total | % |
|---------------|-------|-------|--------|------|---------|-------|----|
| 6m Shots | 3 | 2 | 0 | 0 | 0 | 5 | 60 |
| Wing Shots | 4 | 2 | 0 | 1 | 0 | 7 | 57 |
| 9m Shots | 6 | 10 | 2 | 0 | 6 | 24 | 25 |
| 7m Shots | 4 | 1 | 0 | 1 | n/a | 6 | 67 |
| Fast Breaks | 7 | 0 | 0 | 0 | 1 | 8 | 88 |
| Breakthroughs | 0 | 0 | 0 | 1 | 0 | 1 | 0 |
| Totals | 24 | 15 | 2 | 3 | 7 | 51 | 47 |

Number of Attacks: 48, Scoring Efficiency: 50%



MATCH TEAM STATISTICS
参赛队技术统计 / STATISTIQUES DU MATCH PAR ÉQUIPE

CRO 26 - 24 DEN
(14 - 12) (12 - 12)

Referees: (9) BRETO V / (10) HUELIN J (ESP)

DEN - Denmark

Shots Distribution

| Players | | | Goals / Shots | | | |
|-------------|-----------------|---------------------------|-----------------------|------------------|-------------|----------------|
| 4 BOESEN L | 6 JOERGENSEN LT | 7 JENSEN J | 9 CHRISTIANSEN LR | 13 SPELLERBERG B | 15 HANSEN M | 19 NOEDDESBO J |
| 1/1 | | | 1/1 1/1 1/1 | 2/2 | | 0/1 |
| | | | 0/1 | 0/1 | | 1/1 |
| 0/1 | | | 1/1 | 0/1 | 0/2 1/1 | 1/1 |
| 1-Missed | 2-Blocked | 1-Missed 1-Post 1-Blocked | 1-Post | 2-Blocked | | |
| 22 SARUP KS | 23 BOLDSSEN JR | 24 LINDBERG HO | 25 BRUUN JOERGENSEN K | 26 NIELSEN K | | |
| | | 0/1 0/1 | 1/1 | 0/1 | | |
| | | 1/1 | | | | |
| 0/1 | 0/1 | 1/1 2/2 | | 1/1 1/2 | | |
| | | 1-Post | 1-Blocked | 1-Blocked | | |

Team

Offence

Defence

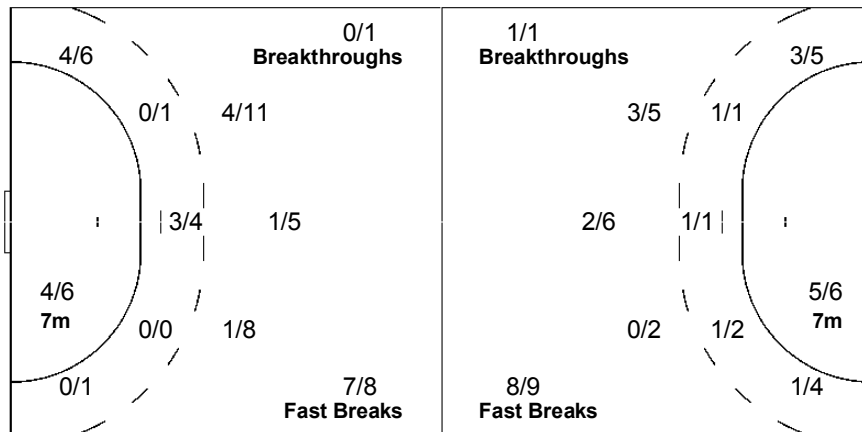
Goalkeepers

Goals / Shots

| | | |
|----------|--------|-----------|
| 3/4 | 3/4 | 1/3 |
| 2/3 | 0/1 | 0/2 |
| 4/6 | 2/5 | 9/11 |
| 2-Missed | 3-Post | 7-Blocked |

Saves / Shots

| | | |
|------|-----|-----|
| 1/3 | 1/1 | 0/1 |
| 2/5 | | 1/1 |
| 4/13 | 1/3 | 0/9 |



1 HVIDT K

| | | |
|------|-----|-----|
| 1/3 | 1/1 | 0/1 |
| 2/5 | | 1/1 |
| 4/13 | 1/3 | 0/8 |

12 HENRIKSEN P

| | | |
|--|--|-----|
| | | |
| | | 0/1 |

| Legend: | | | | | | | | | |
|---------|------------------|------|----------------------|------|---------------|-----|---------------|----|---------------|
| % | Efficiency | 2Min | 2 Minute Suspensions | 6m | 6-metre Shots | 7m | 7-metre Shots | 9m | 9-metre Shots |
| AS | Assists | BS | Blocked Shots | BT | Breakthroughs | EX | Exclusions | FB | Fast Breaks |
| G/S | Goals/Shots | n/a | not applicable | RC | Red Cards | S/S | Saves/Shots | ST | Steals |
| TF | Technical Faults | TP | Time Played | Wing | Wing Shots | YC | Yellow Cards | | |



RESULTS

比赛成绩 / RÉSULTATS

KOR 24 - 29 ESP

(13 - 14) (11 - 15)

Referees: (5) GJEDING M / (6) HANSEN M (DEN)

RUNNING SCORE

KOR - ESP

KOR - Korea

| Players | | Shots | | | | | | | | Penalties | | | |
|---------|----------------|-------|----|-----|------|-------|-----|-----|-----|-----------|------|----|----|
| No. | Name | G/S | % | 6m | Wing | 9m | 7m | FB | BT | YC | 2Min | RC | EX |
| 1 | HAN Kyungtai | | | | | | | | | | | | |
| 2 | JEONG Yikyeong | 7/12 | 58 | | 0/1 | 5/9 | 1/1 | 1/1 | | | | | |
| 6 | KIM Teawan | 3/6 | 50 | 1/1 | 1/3 | | | 1/2 | | 1 | | | |
| 7 | JUNG Suyoung | 5/6 | 83 | | 1/1 | 4/5 | | | | 1 | 1 | | |
| 8 | PARK Junggeu | | | | | | | | | 1 | 1 | | |
| 10 | PARK Chanyong | | | | | | | | | | | | |
| 13 | YOON Kyungshin | 0/3 | 0 | | | 0/2 | | | 0/1 | | 1 | | |
| 14 | CHO Chihyo | 0/2 | 0 | | | 0/1 | | 0/1 | | | | | |
| 15 | LEE Teayoung | 1/2 | 50 | | | | 1/2 | | | | | | |
| 16 | KANG Ilkoo | | | | | | | | | | | | |
| 17 | LEE Jaewoo | 2/7 | 29 | | | 1/5 | | | 1/2 | | | | |
| 18 | PAEK Wonchul | 6/13 | 46 | | | 5/11 | 1/1 | | 0/1 | | | | |
| 20 | KO Kyungsoo | 0/2 | 0 | | | 0/2 | | | | | | | |
| 23 | YOON Kyungmin | 0/2 | 0 | | | 0/1 | | 0/1 | | | | | |
| | Bench/Team | | | | | | | | | | | | |
| | Totals | 24/55 | 44 | 1/1 | 2/5 | 15/36 | 3/4 | 2/5 | 1/4 | 3 | 3 | 0 | 0 |

| Goalkeepers | | Saves | | | | | | | |
|-------------|--------------|-------|----|-----|------|-----|-----|-----|-----|
| No. | Name | S/S | % | 6m | Wing | 9m | 7m | FB | BT |
| 1 | HAN Kyungtai | 9/30 | 30 | 1/3 | 4/11 | 2/7 | 0/2 | 1/4 | 1/3 |
| 16 | KANG Ilkoo | 1/9 | 11 | 1/2 | 0/2 | 0/2 | 0/1 | 0/1 | 0/1 |
| | Totals | 10/39 | 26 | 2/5 | 4/13 | 2/9 | 0/3 | 1/5 | 1/4 |

ESP - Spain

| Players | | Shots | | | | | | | | Penalties | | | |
|---------|-----------------------|-------|----|-----|------|------|-----|-----|-----|-----------|------|----|----|
| No. | Name | G/S | % | 6m | Wing | 9m | 7m | FB | BT | YC | 2Min | RC | EX |
| 1 | HOMBRADOS Jose Javier | | | | | | | | | | | | |
| 2 | ENTRERRIOS Alberto | | | | | | | | | | | | |
| 4 | ROCAS Albert | 8/11 | 73 | | 6/7 | 0/2 | | 2/2 | | | | | |
| 5 | ENTRERRIOS Raul | 4/6 | 67 | | | 1/2 | | | 3/4 | | | | |
| 6 | GARABAYA Ruben | | | | | | | | | | | | |
| 7 | PRIETO Carlos | 1/2 | 50 | 1/2 | | | | | | 1 | 1 | | |
| 8 | BELAUSTEGUI Jon | 2/3 | 67 | 1/1 | | 1/1 | | 0/1 | | 1 | | | |
| 11 | LOZANO Demetrio | 1/2 | 50 | | | | | 1/1 | 0/1 | | 1 | | |
| 15 | DAVIS David | | | | | | | | | | | | |
| 16 | BARRUFET David | | | | | | | | | | | | |
| 17 | GARCIA Juan | 6/11 | 55 | | 3/7 | | 3/3 | 0/1 | | | | | |
| 18 | ROMERO Iker | 4/12 | 33 | 1/4 | | 3/8 | | | | | 2 | | |
| 21 | MALMAGRO Cristian | 3/4 | 75 | | | 2/3 | | 1/1 | | | 1 | | |
| 27 | TOMAS Victor | | | | | | | | | | | | |
| | Bench/Team | | | | | | | | | | | | |
| | Totals | 29/51 | 57 | 3/7 | 9/14 | 7/16 | 3/3 | 4/6 | 3/5 | 2 | 5 | 0 | 0 |

| Goalkeepers | | Saves | | | | | | | |
|-------------|-----------------------|-------|----|-----|------|-------|-----|-----|-----|
| No. | Name | S/S | % | 6m | Wing | 9m | 7m | FB | BT |
| 1 | HOMBRADOS Jose Javier | 6/22 | 27 | 0/1 | 0/1 | 4/14 | 0/1 | 1/3 | 1/2 |
| 16 | BARRUFET David | 11/19 | 58 | | 3/4 | 6/11 | 1/3 | | 1/1 |
| | Totals | 17/41 | 41 | 0/1 | 3/5 | 10/25 | 1/4 | 1/3 | 2/3 |

| 1st Half | |
|----------|--------------------------|
| | 0 (1') 1 ROMERO I |
| PAEK W | 1 (3') 1 |
| | 1 (3') 2 GARCIA J |
| KIM T | 2 (7') 2 |
| | 2 (8') 3 ENTRERRIOS R |
| LEE J | 3 (8') 3 |
| KIM T | 4 (9') 3 |
| | 4 (10') 4 GARCIA J |
| JUNG S | 5 (12') 4 |
| | 5 (13') 5 BELAUSTEGUI J |
| | 5 (14') 6 ROCAS A |
| JUNG S | 6 (14') 6 |
| JEONG Y | 7 (16') 6 |
| | 7 (16') 7 ENTRERRIOS R |
| LEE J | 8 (19') 7 |
| | 8 (22') 8 ENTRERRIOS R |
| JUNG S | 9 (22') 8 |
| | 9 (23') 9 BELAUSTEGUI J |
| | 9 (24') 10 ROCAS A |
| PAEK W | 10 (25') 10 |
| JUNG S | 11 (26') 10 |
| | 11 (26') 11 GARCIA J |
| KIM T | 12 (27') 11 |
| | 12 (27') 12 PRIETO C |
| PAEK W | 13 (28') 12 |
| | 13 (29') 13 ENTRERRIOS R |
| | 13 (29') 14 LOZANO D |

| 2nd Half | |
|----------|------------------------|
| JEONG Y | 14 (32') 14 |
| | 14 (33') 15 ROMERO I |
| PAEK W | 15 (33') 15 |
| | 15 (34') 16 GARCIA J |
| PAEK W | 16 (35') 16 |
| | 16 (36') 17 MALMAGRO C |
| PAEK W | 17 (37') 17 |
| | 17 (37') 18 GARCIA J |
| | 17 (39') 19 ROCAS A |
| | 17 (40') 20 ROCAS A |
| | 17 (41') 21 ROCAS A |
| | 17 (44') 22 MALMAGRO C |
| | 17 (49') 23 ROCAS A |
| | 17 (50') 24 ROMERO I |
| JEONG Y | 18 (51') 24 |
| | 18 (51') 25 ROMERO I |
| | 18 (53') 26 ROCAS A |
| LEE T | 19 (54') 26 |
| | 19 (55') 27 GARCIA J |
| JEONG Y | 20 (56') 27 |
| JEONG Y | 21 (58') 27 |
| | 21 (58') 28 MALMAGRO C |
| JEONG Y | 22 (59') 28 |
| JUNG S | 23 (59') 28 |
| | 23 (60') 29 ROCAS A |
| JEONG Y | 24 (60') 29 |

| Legend: | | | | | | | | | |
|---------|---------------|------|----------------------|----|---------------|-----|---------------|----|---------------|
| % | Efficiency | 2Min | 2 Minute Suspensions | 6m | 6-metre Shots | 7m | 7-metre Shots | 9m | 9-metre Shots |
| BT | Breakthroughs | EX | Exclusions | FB | Fast Breaks | G/S | Goals/Shots | RC | Red Cards |
| S/S | Saves/Shots | Wing | Wing Shots | YC | Yellow Cards | | | | |



MATCH TEAM STATISTICS

参赛队技术统计 / STATISTIQUES DU MATCH PAR ÉQUIPE

KOR 24 - 29 ESP

(13 - 14) (11 - 15)

Referees: (5) GJEDING M / (6) HANSEN M (DEN)

KOR - Korea

| No. | Name | Shots | | | | | | | | Offence | | Defence | | Penalties | | | | TP |
|-----|----------------|-------|----|-----|------|-------|-----|-----|-----|---------|----|---------|----|-----------|------|----|----|-------|
| | | G/S | % | 6m | Wing | 9m | 7m | FB | BT | AS | TF | ST | BS | YC | 2Min | RC | EX | |
| 1 | HAN Kyungtai | | | | | | | | | | | | | | | | | 48:26 |
| 2 | JEONG Yikyeong | 7/12 | 58 | | 0/1 | 5/9 | 1/1 | 1/1 | | 2 | 2 | | | | | | | 39:27 |
| 6 | KIM Teawan | 3/6 | 50 | 1/1 | 1/3 | | | 1/2 | | | 1 | | | 1 | | | | 49:25 |
| 7 | JUNG Suyoung | 5/6 | 83 | | 1/1 | 4/5 | | | | 1 | 1 | 1 | | 1 | 1 | | | 50:41 |
| 8 | PARK Junggeu | | | | | | | | | 1 | 1 | | 1 | 1 | 1 | | | 47:41 |
| 10 | PARK Chanyong | | | | | | | | | | | | | | | | | 5:34 |
| 13 | YOON Kyungshin | 0/3 | 0 | | | 0/2 | | | 0/1 | | | | | | 1 | | | 11:45 |
| 14 | CHO Chihyo | 0/2 | 0 | | | 0/1 | | 0/1 | | | | | | | | | | 13:53 |
| 15 | LEE Teayoung | 1/2 | 50 | | | | 1/2 | | | 1 | | | | | | | | 14:10 |
| 16 | KANG Ilkoo | | | | | | | | | | | | | | | | | 11:34 |
| 17 | LEE Jaewoo | 2/7 | 29 | | | 1/5 | | | 1/2 | | 3 | | | | | | | 59:22 |
| 18 | PAEK Wonchul | 6/13 | 46 | | | 5/11 | 1/1 | | 0/1 | 2 | 5 | | | | | | | 45:30 |
| 20 | KO Kyungsoo | 0/2 | 0 | | | 0/2 | | | | | | | | | | | | 8:12 |
| 23 | YOON Kyungmin | 0/2 | 0 | | | 0/1 | | 0/1 | | | | | 3 | | | | | 14:20 |
| | Bench/Team | | | | | | | | | | 1 | | | | | | | |
| | Totals | 24/55 | 44 | 1/1 | 2/5 | 15/36 | 3/4 | 2/5 | 1/4 | 7 | 14 | 1 | 4 | 3 | 3 | 0 | 0 | |

| No. | Name | Total Shots | | 6m Shots | | Wing Shots | | 9m Shots | | 7m Shots | | Fast Breaks | | Breakthroughs | |
|-----|---------------|-------------|----|----------|----|------------|----|----------|----|----------|---|-------------|----|---------------|----|
| | | S/S | % | S/S | % | S/S | % | S/S | % | S/S | % | S/S | % | S/S | % |
| 1 | HAN Kyungtai | 9/30 | 30 | 1/3 | 33 | 4/11 | 36 | 2/7 | 29 | 0/2 | 0 | 1/4 | 25 | 1/3 | 33 |
| 16 | KANG Ilkoo | 1/9 | 11 | 1/2 | 50 | 0/2 | 0 | 0/2 | 0 | 0/1 | 0 | 0/1 | 0 | 0/1 | 0 |
| | Totals | 10/39 | 26 | 2/5 | 40 | 4/13 | 31 | 2/9 | 22 | 0/3 | 0 | 1/5 | 20 | 1/4 | 25 |

| Team Shots | Goals | Saves | Missed | Post | Blocked | Total | % |
|---------------|-------|-------|--------|------|---------|-------|-----|
| 6m Shots | 1 | 0 | 0 | 0 | 0 | 1 | 100 |
| Wing Shots | 2 | 3 | 0 | 0 | 0 | 5 | 40 |
| 9m Shots | 15 | 10 | 2 | 0 | 9 | 36 | 42 |
| 7m Shots | 3 | 1 | 0 | 0 | n/a | 4 | 75 |
| Fast Breaks | 2 | 1 | 0 | 2 | 0 | 5 | 40 |
| Breakthroughs | 1 | 2 | 0 | 1 | 0 | 4 | 25 |
| Totals | 24 | 17 | 2 | 3 | 9 | 55 | 44 |

Number of Attacks: 60, Scoring Efficiency: 40%



OSC GYMNASIUM
 奥体中心体育馆
 GYMNASE DU CSO

WED 星期三 MER
 20 AUG 2008
 20:15

HANDBALL
 手球 / HANDBALL

MEN
 男子项目 / HOMMES

QUARTERFINAL - MATCH 34
 1/4决赛 - 第34场 / QUART DE FINALE - MATCH 34



MATCH TEAM STATISTICS
 参赛队技术统计 / STATISTIQUES DU MATCH PAR ÉQUIPE

KOR 24 - 29 ESP
 (13 - 14) (11 - 15)

Referees: (5) GJEDING M / (6) HANSEN M (DEN)

KOR - Korea

Shots Distribution

| Players | | | Goals / Shots | | | |
|-------------|--------------------|--------------------|---------------|-----------|------------------|-----------|
| 2 JEONG Y | 6 KIM T | 7 JUNG S | 8 PARK J | 10 PARK C | 13 YOON K | 14 CHO C |
| 0/1 | 0/1 0/1 | | | | | 0/1 |
| 4/5 1/1 2/3 | 2/2 1/1 | 2/2 3/4 | | | 0/1 | |
| 2-Blocked | 1-Post | | | | 1-Post 1-Blocked | 1-Blocked |
| 15 LEE T | 17 LEE J | 18 PAEK W | 20 KO K | 23 YOON K | | |
| 0/1 | 1/1 0/1 | | | | | |
| 1/1 | 1/1 0/1 0/1 | 2/3 2/2 2/4 | 0/1 | 0/1 | | |
| | 1-Missed 1-Blocked | 4-Blocked 1-Missed | | 1-Post | | |

| Team | Offence | Defence | Goalkeepers |
|--|---------|---------|--|
| Goals / Shots | | | Saves / Shots |
| 1/1 0/2 0/3 12/15 3/4 8/15 2-Missed 3-Post 9-Blocked | | | 0/3 0/1 1/7 1/1 0/2 3/9 5/9 0/7 1 HAN K 0/1 0/1 1/5 3/7 5/7 0/7 16 KANG I 0/2 0/2 |



MATCH TEAM STATISTICS
参赛队技术统计 / STATISTIQUES DU MATCH PAR ÉQUIPE

KOR 24 - 29 ESP
(13 - 14) (11 - 15)

Referees: (5) GJEDING M / (6) HANSEN M (DEN)

ESP - Spain

| No. | Name | Shots | | | | | | | | Offence | | Defence | | Penalties | | | | TP |
|---------------|-----------------------|-------|----|-----|------|------|-----|-----|-----|---------|----|---------|----|-----------|------|----|----|-------|
| | | G/S | % | 6m | Wing | 9m | 7m | FB | BT | AS | TF | ST | BS | YC | 2Min | RC | EX | |
| 1 | HOMBRADOS Jose Javier | | | | | | | | | | | | | | | | | 34:45 |
| 2 | ENTRERRIOS Alberto | | | | | | | | | | | | | | | | | 1:58 |
| 4 | ROCAS Albert | 8/11 | 73 | | 6/7 | 0/2 | | 2/2 | | | 1 | 1 | | | | | | 58:51 |
| 5 | ENTRERRIOS Raul | 4/6 | 67 | | | 1/2 | | | 3/4 | 3 | 3 | | | | | | | 39:31 |
| 6 | GARABAYA Ruben | | | | | | | | | 4 | 1 | | 1 | | | | | 45:11 |
| 7 | PRIETO Carlos | 1/2 | 50 | 1/2 | | | | | | | | | 6 | 1 | 1 | | | 33:18 |
| 8 | BELAUSTEGUI Jon | 2/3 | 67 | 1/1 | | 1/1 | | 0/1 | | 2 | | 2 | | 1 | | | | 32:18 |
| 11 | LOZANO Demetrio | 1/2 | 50 | | | | | 1/1 | 0/1 | | | 1 | 1 | | | 1 | | 23:45 |
| 15 | DAVIS David | | | | | | | | | | | | | | | | | 1:08 |
| 16 | BARRUFET David | | | | | | | | | | | | | | | | | 25:15 |
| 17 | GARCIA Juan | 6/11 | 55 | | 3/7 | | 3/3 | 0/1 | | 1 | 1 | 1 | | | | | | 54:27 |
| 18 | ROMERO Iker | 4/12 | 33 | 1/4 | | 3/8 | | | | 3 | 2 | | 1 | | | 2 | | 41:39 |
| 21 | MALMAGRO Cristian | 3/4 | 75 | | | 2/3 | | 1/1 | | 2 | 5 | | | | | 1 | | 27:54 |
| 27 | TOMAS Victor | | | | | | | | | | | | | | | | | |
| | Bench/Team | | | | | | | | | | | | | | | | | |
| Totals | | 29/51 | 57 | 3/7 | 9/14 | 7/16 | 3/3 | 4/6 | 3/5 | 15 | 13 | 5 | 9 | 2 | 5 | 0 | 0 | |

| No. | Name | Total Shots | | 6m Shots | | Wing Shots | | 9m Shots | | 7m Shots | | Fast Breaks | | Breakthroughs | |
|---------------|-----------------------|-------------|----|----------|---|------------|----|----------|----|----------|----|-------------|----|---------------|-----|
| | | S/S | % | S/S | % | S/S | % | S/S | % | S/S | % | S/S | % | S/S | % |
| 1 | HOMBRADOS Jose Javier | 6/22 | 27 | 0/1 | 0 | 0/1 | 0 | 4/14 | 29 | 0/1 | 0 | 1/3 | 33 | 1/2 | 50 |
| 16 | BARRUFET David | 11/19 | 58 | | | 3/4 | 75 | 6/11 | 55 | 1/3 | 33 | | | 1/1 | 100 |
| Totals | | 17/41 | 41 | 0/1 | 0 | 3/5 | 60 | 10/25 | 40 | 1/4 | 25 | 1/3 | 33 | 2/3 | 67 |

| Team Shots | Goals | Saves | Missed | Post | Blocked | Total | % |
|---------------|-------|-------|--------|------|---------|-------|-----|
| 6m Shots | 3 | 2 | 1 | 1 | 0 | 7 | 43 |
| Wing Shots | 9 | 4 | 1 | 0 | 0 | 14 | 64 |
| 9m Shots | 7 | 2 | 2 | 2 | 3 | 16 | 44 |
| 7m Shots | 3 | 0 | 0 | 0 | n/a | 3 | 100 |
| Fast Breaks | 4 | 1 | 0 | 1 | 0 | 6 | 67 |
| Breakthroughs | 3 | 1 | 0 | 0 | 1 | 5 | 60 |
| Totals | 29 | 10 | 4 | 4 | 4 | 51 | 57 |

Number of Attacks: 59, Scoring Efficiency: 49%



OSC GYMNASIUM
 奥体中心体育馆
 GYMNASE DU CSO

WED 星期三 MER
 20 AUG 2008
 20:15

HANDBALL
 手球 / HANDBALL

MEN
 男子项目 / HOMMES

QUARTERFINAL - MATCH 34
 1/4决赛 - 第34场 / QUART DE FINALE - MATCH 34



MATCH TEAM STATISTICS
 参赛队技术统计 / STATISTIQUES DU MATCH PAR ÉQUIPE

KOR 24 - 29 ESP
 (13 - 14) (11 - 15)

Referees: (5) GJEDING M / (6) HANSEN M (DEN)

ESP - Spain

Shots Distribution

| Players | | | Goals / Shots | | | |
|----------------|-------------|-----------------|---------------|------------|-----------------|-------------|
| 2 ENTRERRIOS A | 4 ROCAS A | 5 ENTRERRIOS R | 6 GARABAYA R | 7 PRIETO C | 8 BELAUSTEGUI J | 11 LOZANO D |
| | 1/1 | 1/1 | | 1/1 | | |
| | | 2/2 | | 0/1 | | |
| | 1/1 | 1/3 | 3/3 | | 1/1 | 1/1 |
| | 1-Post | 1-Missed | | | 1-Post | 1-Blocked |
| 15 DAVIS D | 17 GARCIA J | 18 ROMERO I | 21 MALMAGRO C | 27 TOMAS V | | |
| | | 3/4 | 1/1 | 1/1 | | |
| | | 1/1 | | | | |
| | 1/1 | 2/5 | 0/1 | 1/1 | 2/2 | |
| | 1-Missed | 2-Missed 2-Post | 3-Blocked | | | |

| Team | Offence | Defence | Goalkeepers | | | | | | | | | | | | | | | | | | | | | | | | | | | | | | | | | | | | |
|---|---------|---------|---------------|-----|--|-----|-----|-----|-----|--|--|--|-----|-----|-----|--|--|-----|------|-----|------|-----|--|-----|--|--|-----|------|-----|-----|--|-----|-----|--|--|--|-----|-----|-----|
| Goals / Shots | | | Saves / Shots | | | | | | | | | | | | | | | | | | | | | | | | | | | | | | | | | | | | |
| <table border="1"> <tr><td>3/3</td><td>1/1</td><td>6/7</td></tr> <tr><td>0/1</td><td></td><td>2/2</td></tr> <tr><td>6/9</td><td>4/9</td><td>7/7</td></tr> </table> <p>4-Missed 4-Post 4-Blocked</p> | 3/3 | 1/1 | 6/7 | 0/1 | | 2/2 | 6/9 | 4/9 | 7/7 | | | <table border="1"> <tr><td>0/1</td><td>2/2</td><td>3/3</td></tr> <tr><td></td><td></td><td>1/1</td></tr> <tr><td>3/15</td><td>1/4</td><td>7/15</td></tr> </table> <p>1 HOMBRADOS JJ</p> <table border="1"> <tr><td>0/1</td><td></td><td>1/1</td></tr> <tr><td></td><td></td><td>1/1</td></tr> <tr><td>2/10</td><td>0/2</td><td>2/7</td></tr> </table> <p>16 BARRUFET D</p> <table border="1"> <tr><td></td><td>2/2</td><td>2/2</td></tr> <tr><td></td><td></td><td></td></tr> <tr><td>1/5</td><td>1/2</td><td>5/8</td></tr> </table> | 0/1 | 2/2 | 3/3 | | | 1/1 | 3/15 | 1/4 | 7/15 | 0/1 | | 1/1 | | | 1/1 | 2/10 | 0/2 | 2/7 | | 2/2 | 2/2 | | | | 1/5 | 1/2 | 5/8 |
| 3/3 | 1/1 | 6/7 | | | | | | | | | | | | | | | | | | | | | | | | | | | | | | | | | | | | | |
| 0/1 | | 2/2 | | | | | | | | | | | | | | | | | | | | | | | | | | | | | | | | | | | | | |
| 6/9 | 4/9 | 7/7 | | | | | | | | | | | | | | | | | | | | | | | | | | | | | | | | | | | | | |
| 0/1 | 2/2 | 3/3 | | | | | | | | | | | | | | | | | | | | | | | | | | | | | | | | | | | | | |
| | | 1/1 | | | | | | | | | | | | | | | | | | | | | | | | | | | | | | | | | | | | | |
| 3/15 | 1/4 | 7/15 | | | | | | | | | | | | | | | | | | | | | | | | | | | | | | | | | | | | | |
| 0/1 | | 1/1 | | | | | | | | | | | | | | | | | | | | | | | | | | | | | | | | | | | | | |
| | | 1/1 | | | | | | | | | | | | | | | | | | | | | | | | | | | | | | | | | | | | | |
| 2/10 | 0/2 | 2/7 | | | | | | | | | | | | | | | | | | | | | | | | | | | | | | | | | | | | | |
| | 2/2 | 2/2 | | | | | | | | | | | | | | | | | | | | | | | | | | | | | | | | | | | | | |
| | | | | | | | | | | | | | | | | | | | | | | | | | | | | | | | | | | | | | | | |
| 1/5 | 1/2 | 5/8 | | | | | | | | | | | | | | | | | | | | | | | | | | | | | | | | | | | | | |

| Legend: | | | |
|---------|------------------|------|----------------------|
| % | Efficiency | 2Min | 2 Minute Suspensions |
| AS | Assists | BS | Blocked Shots |
| G/S | Goals/Shots | n/a | not applicable |
| TF | Technical Faults | TP | Time Played |
| 6m | 6-metre Shots | BT | Breakthroughs |
| RC | Red Cards | EX | Exclusions |
| Wing | Wing Shots | S/S | Saves/Shots |
| 7m | 7-metre Shots | YC | Yellow Cards |
| 9m | 9-metre Shots | FB | Fast Breaks |
| | | ST | Steals |



RESULTS

比赛成绩 / RÉSULTATS

RUS 28 - 27 DEN

(17 - 14) (11 - 13)

Referees: (7) ELMOAMLI M / (8) SHABAN ALI S (EGY)

RUS - Russian Fed.

| Players | | Shots | | | | | | | | Penalties | | | |
|------------|------------------------|-------|-----|-----|------|------|-----|------|-----|-----------|------|----|----|
| No. | Name | G/S | % | 6m | Wing | 9m | 7m | FB | BT | YC | 2Min | RC | EX |
| 1 | GRAMS Oleg | | | | | | | | | | | | |
| 2 | FILIPPOV Vasily | 4/11 | 36 | 1/1 | 0/1 | 0/2 | | 2/4 | 1/3 | | 1 | | |
| 6 | KRIVOSHLYKOV Denis | | | | | | | | | | | | |
| 8 | EVDOKIMOV Egor | 1/1 | 100 | 1/1 | | | | | | | 1 | | |
| 10 | CHERNOIVANOV Alexander | 3/5 | 60 | 3/5 | | | | | | 1 | | | |
| 15 | RASTVORTSEV Alexey | 0/1 | 0 | | | 0/1 | | | | | | | |
| 16 | KOSTYGOV Alexey | | | | | | | | | | | | |
| 17 | KAMANIN Alexey | 6/11 | 55 | | | 3/8 | | 2/2 | 1/1 | 1 | | | |
| 19 | ASLANYAN Samvel | | | | | | | | | | | | |
| 23 | KOKSHAROV Eduard | | | | | | | | | | | | |
| 25 | KOVALEV Dmitry | 2/3 | 67 | | 1/2 | | | 1/1 | | | | | |
| 31 | DIBIROV Timur | 8/12 | 67 | 1/1 | 1/3 | | 3/4 | 3/3 | 0/1 | | | | |
| 35 | IGROPULO Konstantin | 4/6 | 67 | | | 1/2 | 1/2 | | 2/2 | 1 | | | |
| 77 | IVANOV Vitaly | | | | | | | | | | | | |
| Bench/Team | | | | | | | | | | 1 | | | |
| Totals | | 28/50 | 56 | 6/8 | 2/6 | 4/13 | 4/6 | 8/10 | 4/7 | 4 | 2 | 0 | 0 |

| Goalkeepers | | Saves | | | | | | | |
|-------------|-----------------|-------|----|-----|------|------|-----|------|-----|
| No. | Name | S/S | % | 6m | Wing | 9m | 7m | FB | BT |
| 1 | GRAMS Oleg | 5/18 | 28 | 1/4 | 1/3 | 2/5 | 0/1 | 1/5 | |
| 16 | KOSTYGOV Alexey | 8/22 | 36 | 3/4 | 1/4 | 3/7 | 0/1 | 1/6 | |
| Totals | | 13/40 | 33 | 4/8 | 2/7 | 5/12 | 0/2 | 2/11 | 0/0 |

DEN - Denmark

| Players | | Shots | | | | | | | | Penalties | | | |
|------------|---------------------------|-------|----|-----|------|------|-----|------|-----|-----------|------|----|----|
| No. | Name | G/S | % | 6m | Wing | 9m | 7m | FB | BT | YC | 2Min | RC | EX |
| 1 | HVIDT Kasper | | | | | | | | | | | | |
| 4 | BOESEN Lasse | 1/4 | 25 | 1/1 | | 0/3 | | | | | | | |
| 6 | JOERGENSEN Lars Troels | | | | | | | | | 1 | 3 | 1 | |
| 7 | JENSEN Jesper | 0/1 | 0 | 0/1 | | | | | | 1 | | | |
| 9 | CHRISTIANSEN Lars Roslyng | 8/10 | 80 | | 4/4 | | 2/2 | 2/4 | | | | | |
| 12 | HENRIKSEN Peter | | | | | | | | | | | | |
| 13 | SPELLERBERG Bo | 0/1 | 0 | | | 0/1 | | | | | | | |
| 15 | HANSEN Mikkel | 3/8 | 38 | 0/1 | | 3/6 | | 0/1 | | | | | |
| 19 | NOEDDESBO Jesper | 6/9 | 67 | 1/3 | | | | 5/6 | | | 1 | | |
| 22 | SARUP Kasper Soendergaard | 6/12 | 50 | 2/2 | | 3/9 | | 1/1 | | | | | |
| 23 | BOLDSSEN Joachim Rietveld | 0/1 | 0 | | | 0/1 | | | | 1 | 1 | | |
| 24 | LINDBERG Hans Ottar | 2/4 | 50 | | 1/3 | | | 1/1 | | | | | |
| 25 | BRUUN JOERGENSEN Klavs | 1/2 | 50 | | | 1/2 | | | | | | | |
| 26 | NIELSEN Kasper | | | | | | | | | | | | |
| Bench/Team | | | | | | | | | | 1 | | | |
| Totals | | 27/52 | 52 | 4/8 | 5/7 | 7/22 | 2/2 | 9/13 | 0/0 | 4 | 5 | 1 | 0 |

| Goalkeepers | | Saves | | | | | | | |
|-------------|-----------------|-------|----|-----|------|-----|-----|-----|-----|
| No. | Name | S/S | % | 6m | Wing | 9m | 7m | FB | BT |
| 1 | HVIDT Kasper | 9/20 | 45 | 2/4 | 1/1 | 3/7 | 1/2 | 1/4 | 1/2 |
| 12 | HENRIKSEN Peter | 3/20 | 15 | 0/4 | 1/3 | 2/2 | 0/3 | 0/5 | 0/3 |
| Totals | | 12/40 | 30 | 2/8 | 2/4 | 5/9 | 1/5 | 1/9 | 1/5 |

RUNNING SCORE

RUS - DEN

| 1st Half | |
|-------------|-----------------|
| 0 (1') 1 | NOEDDESBO J |
| 1 (2') 1 | CHERNOIVANOV A |
| 2 (2') 1 | FILIPPOV V |
| 3 (3') 1 | KAMANIN A |
| 3 (5') 2 | NOEDDESBO J |
| 4 (6') 2 | IGROPULO K |
| 5 (7') 2 | KAMANIN A |
| 5 (8') 3 | NOEDDESBO J |
| 6 (9') 3 | DIBIROV T |
| 7 (10') 3 | EVDOKIMOV E |
| 8 (12') 3 | KAMANIN A |
| 8 (13') 4 | SARUP KS |
| 9 (13') 4 | IGROPULO K |
| 9 (14') 5 | CHRISTIANSEN LR |
| 9 (15') 6 | SARUP KS |
| 10 (17') 6 | FILIPPOV V |
| 10 (17') 7 | HANSEN M |
| 10 (18') 8 | SARUP KS |
| 10 (19') 9 | NOEDDESBO J |
| 11 (20') 9 | DIBIROV T |
| 11 (21') 10 | CHRISTIANSEN LR |
| 12 (21') 10 | CHERNOIVANOV A |
| 12 (22') 11 | SARUP KS |
| 13 (22') 11 | KOVALEV D |
| 13 (22') 12 | LINDBERG HO |
| 13 (24') 13 | NOEDDESBO J |
| 14 (25') 13 | FILIPPOV V |
| 15 (26') 13 | DIBIROV T |
| 16 (27') 13 | DIBIROV T |
| 16 (29') 14 | SARUP KS |
| 17 (30') 14 | FILIPPOV V |

2nd Half

| | |
|-------------|--------------------|
| 18 (32') 14 | DIBIROV T |
| 19 (34') 14 | DIBIROV T |
| 19 (34') 15 | SARUP KS |
| 20 (34') 15 | KAMANIN A |
| 20 (35') 16 | BRUUN JOERGENSEN K |
| 21 (38') 16 | DIBIROV T |
| 21 (39') 17 | CHRISTIANSEN LR |
| 22 (40') 17 | KAMANIN A |
| 22 (41') 18 | BOESEN L |
| 22 (43') 19 | CHRISTIANSEN LR |
| 23 (44') 19 | CHERNOIVANOV A |
| 23 (45') 20 | CHRISTIANSEN LR |
| 23 (46') 21 | NOEDDESBO J |
| 23 (48') 22 | CHRISTIANSEN LR |
| 23 (48') 23 | CHRISTIANSEN LR |
| 24 (49') 23 | IGROPULO K |
| 24 (49') 24 | CHRISTIANSEN LR |
| 25 (51') 24 | IGROPULO K |
| 25 (53') 25 | HANSEN M |
| 25 (57') 26 | LINDBERG HO |
| 25 (58') 27 | HANSEN M |
| 26 (58') 27 | DIBIROV T |
| 27 (59') 27 | KOVALEV D |
| 28 (60') 27 | KAMANIN A |

Legend:

| | | | | | | | | | |
|-----|---------------|------|----------------------|----|---------------|-----|---------------|----|---------------|
| % | Efficiency | 2Min | 2 Minute Suspensions | 6m | 6-metre Shots | 7m | 7-metre Shots | 9m | 9-metre Shots |
| BT | Breakthroughs | EX | Exclusions | FB | Fast Breaks | G/S | Goals/Shots | RC | Red Cards |
| S/S | Saves/Shots | Wing | Wing Shots | YC | Yellow Cards | | | | |



MATCH TEAM STATISTICS

参赛队技术统计 / STATISTIQUES DU MATCH PAR ÉQUIPE

RUS 28 - 27 DEN

(17 - 14) (11 - 13)

Referees: (7) ELMOAMLI M / (8) SHABAN ALI S (EGY)

RUS - Russian Fed.

| No. | Name | Shots | | | | | | | | Offence | | Defence | | Penalties | | | | TP |
|---------------|------------------------|-------|-----|-----|------|------|-----|------|-----|---------|----|---------|----|-----------|------|----|----|-------|
| | | G/S | % | 6m | Wing | 9m | 7m | FB | BT | AS | TF | ST | BS | YC | 2Min | RC | EX | |
| 1 | GRAMS Oleg | | | | | | | | | | | | | | | | | 23:49 |
| 2 | FILIPPOV Vasily | 4/11 | 36 | 1/1 | 0/1 | 0/2 | | 2/4 | 1/3 | 6 | 3 | 1 | 1 | | 1 | | | 60:00 |
| 6 | KRIVOSHLYKOV Denis | | | | | | | | | | | | | | | | | |
| 8 | EVDOKIMOV Egor | 1/1 | 100 | 1/1 | | | | | | | 1 | | 1 | | 1 | | | 16:31 |
| 10 | CHERNOIVANOV Alexander | 3/5 | 60 | 3/5 | | | | | | 2 | 1 | 2 | 4 | 1 | | | | 45:56 |
| 15 | RASTVORTSEV Alexey | 0/1 | 0 | | | 0/1 | | | | | | | | | | | | 6:32 |
| 16 | KOSTYGOV Alexey | | | | | | | | | | | | | | | | | 36:11 |
| 17 | KAMANIN Alexey | 6/11 | 55 | | | 3/8 | | 2/2 | 1/1 | 1 | | 1 | 3 | 1 | | | | 53:28 |
| 19 | ASLANYAN Samvel | | | | | | | | | | | | | | | | | |
| 23 | KOKSHAROV Eduard | | | | | | | | | | | | | | | | | 3:29 |
| 25 | KOVALEV Dmitry | 2/3 | 67 | | 1/2 | | | 1/1 | | 1 | 1 | 1 | | | | | | 59:21 |
| 31 | DIBIROV Timur | 8/12 | 67 | 1/1 | 1/3 | | 3/4 | 3/3 | 0/1 | 1 | 3 | 2 | | | | | | 60:00 |
| 35 | IGROPULO Konstantin | 4/6 | 67 | | | 1/2 | 1/2 | | 2/2 | 3 | 4 | | | 1 | | | | 54:43 |
| 77 | IVANOV Vitaly | | | | | | | | | | | | | | | | | |
| | Bench/Team | | | | | | | | | | 1 | | | 1 | | | | |
| Totals | | 28/50 | 56 | 6/8 | 2/6 | 4/13 | 4/6 | 8/10 | 4/7 | 14 | 14 | 7 | 9 | 4 | 2 | 0 | 0 | |

| No. | Name | Total Shots | | 6m Shots | | Wing Shots | | 9m Shots | | 7m Shots | | Fast Breaks | | Breakthroughs | |
|---------------|-----------------|-------------|----|----------|----|------------|----|----------|----|----------|---|-------------|----|---------------|---|
| | | S/S | % | S/S | % | S/S | % | S/S | % | S/S | % | S/S | % | S/S | % |
| 1 | GRAMS Oleg | 5/18 | 28 | 1/4 | 25 | 1/3 | 33 | 2/5 | 40 | 0/1 | 0 | 1/5 | 20 | | |
| 16 | KOSTYGOV Alexey | 8/22 | 36 | 3/4 | 75 | 1/4 | 25 | 3/7 | 43 | 0/1 | 0 | 1/6 | 17 | | |
| Totals | | 13/40 | 33 | 4/8 | 50 | 2/7 | 29 | 5/12 | 42 | 0/2 | 0 | 2/11 | 18 | 0/0 | 0 |

| Team Shots | Goals | Saves | Missed | Post | Blocked | Total | % |
|---------------|-------|-------|--------|------|---------|-------|----|
| 6m Shots | 6 | 2 | 0 | 0 | 0 | 8 | 75 |
| Wing Shots | 2 | 2 | 1 | 1 | 0 | 6 | 33 |
| 9m Shots | 4 | 5 | 1 | 1 | 2 | 13 | 31 |
| 7m Shots | 4 | 1 | 0 | 1 | n/a | 6 | 67 |
| Fast Breaks | 8 | 1 | 1 | 0 | 0 | 10 | 80 |
| Breakthroughs | 4 | 1 | 1 | 1 | 0 | 7 | 57 |
| Totals | 28 | 12 | 4 | 4 | 2 | 50 | 56 |

Number of Attacks: 58, Scoring Efficiency: 48%



MATCH TEAM STATISTICS

参赛队技术统计 / STATISTIQUES DU MATCH PAR ÉQUIPE

RUS 28 - 27 DEN
 (17 - 14) (11 - 13)

Referees: (7) ELMOAMLI M / (8) SHABAN ALI S (EGY)

RUS - Russian Fed.

Shots Distribution

| Players | | | Goals / Shots | | | |
|-----------------|------------------|---------------|-------------------|------------------|--------------|---------------|
| 2 FILIPPOV V | 6 KRIVOSHLYKOV D | 8 EVDOKIMOV E | 10 CHERNOIVANOV A | 15 RASTVORTSEV A | 17 KAMANIN A | 19 ASLANYAN S |
| 0/1 | 1/2 | 1/1 | 1/3 | 0/1 | 0/1 | 1/1 |
| 1/1 | 2/2 | 1/1 | 2/2 | | 1/1 | 0/3 |
| | | | | | 1/1 | 2/2 |
| 4-Missed 1-Post | | | 1-Blocked | | | |
| 23 KOKSHAROV E | 25 KOVALEV D | 31 DIBIROV T | 35 IGROPULO K | 77 IVANOV V | | |
| | | 1/1 | 0/1 | 1/1 | | |
| | | 1/2 | | | | |
| | 2/3 | 3/3 | 2/2 | 1/1 | | |
| | | 2-Post | | 1-Post | 1-Blocked | |

| Team | Offence | Defence | Goalkeepers |
|---------------------------|-------------------|-------------------|---------------|
| Goals / Shots | | | Saves / Shots |
| 2/4 | 4/7 Breakthroughs | 0/0 Breakthroughs | 0/3 |
| 2/4 | 1/2 | 3/6 | 1/1 |
| 8/9 | 0/1 | 2/3 | 0/3 |
| 3/3 | 4/4 | 2/7 | 1/2 |
| 10/10 | 2/5 | 8/10 Fast Breaks | 4/13 |
| 4-Missed 4-Post 2-Blocked | 4/6 7m | 9/13 Fast Breaks | 4/6 |
| | 1/2 | 2/6 | 3/11 |
| | 1/4 | 2/4 | |
| | | 2/2 7m | |
| | | 1/3 | |
| | | | 1 GRAMS O |
| | | | 0/1 |
| | | | 0/1 |
| | | | 2/6 |
| | | | 2/4 |
| | | | 0/3 |
| | | | 16 KOSTYGOV A |
| | | | 0/2 |
| | | | 1/1 |
| | | | 0/1 |
| | | | 2/7 |
| | | | 2/2 |
| | | | 3/8 |



MATCH TEAM STATISTICS

参赛队技术统计 / STATISTIQUES DU MATCH PAR ÉQUIPE

RUS 28 - 27 DEN

(17 - 14) (11 - 13)

Referees: (7) ELMOAMLI M / (8) SHABAN ALI S (EGY)

DEN - Denmark

| No. | Name | Shots | | | | | | | | Offence | | Defence | | Penalties | | | TP | |
|---------------|---------------------------|-------|----|-----|------|------|-----|------|-----|---------|----|---------|----|-----------|------|----|----|-------|
| | | G/S | % | 6m | Wing | 9m | 7m | FB | BT | AS | TF | ST | BS | YC | 2Min | RC | | EX |
| 1 | HVIDT Kasper | | | | | | | | | | 1 | | | | | | | 30:14 |
| 4 | BOESEN Lasse | 1/4 | 25 | 1/1 | | 0/3 | | | | 2 | | | | | | | | 24:33 |
| 6 | JOERGENSEN Lars Troels | | | | | | | | | 2 | 1 | 1 | | 1 | 3 | 1 | | 30:41 |
| 7 | JENSEN Jesper | 0/1 | 0 | 0/1 | | | | | | 3 | 3 | | | 1 | | | | 39:00 |
| 9 | CHRISTIANSEN Lars Roslyng | 8/10 | 80 | | 4/4 | | 2/2 | 2/4 | | 1 | | | | | | | | 55:00 |
| 12 | HENRIKSEN Peter | | | | | | | | | | | | | | | | | 29:46 |
| 13 | SPELLERBERG Bo | 0/1 | 0 | | | 0/1 | | | | | 1 | | | | | | | 3:33 |
| 15 | HANSEN Mikkel | 3/8 | 38 | 0/1 | | 3/6 | | 0/1 | | 1 | 2 | | | | | | | 14:48 |
| 19 | NOEDDESBO Jesper | 6/9 | 67 | 1/3 | | | | 5/6 | | 1 | 3 | | 1 | | 1 | | | 59:08 |
| 22 | SARUP Kasper Soendergaard | 6/12 | 50 | 2/2 | | 3/9 | | 1/1 | | 1 | 1 | | | | | | | 28:14 |
| 23 | BOLDSSEN Joachim Rietveld | 0/1 | 0 | | | 0/1 | | | | 3 | 2 | | 1 | 1 | 1 | | | 32:36 |
| 24 | LINDBERG Hans Ottar | 2/4 | 50 | | 1/3 | | | 1/1 | | 1 | 1 | | | | | | | 60:00 |
| 25 | BRUUN JOERGENSEN Klavs | 1/2 | 50 | | | 1/2 | | | | 2 | | | | | | | | 12:27 |
| 26 | NIELSEN Kasper | | | | | | | | | | | | | | | | | |
| | Bench/Team | | | | | | | | | | | | | 1 | | | | |
| Totals | | 27/52 | 52 | 4/8 | 5/7 | 7/22 | 2/2 | 9/13 | 0/0 | 17 | 15 | 1 | 2 | 4 | 5 | 1 | 0 | |

| No. | Name | Total Shots | | 6m Shots | | Wing Shots | | 9m Shots | | 7m Shots | | Fast Breaks | | Breakthroughs | |
|---------------|-----------------|-------------|----|----------|----|------------|-----|----------|-----|----------|----|-------------|----|---------------|----|
| | | S/S | % | S/S | % | S/S | % | S/S | % | S/S | % | S/S | % | S/S | % |
| 1 | HVIDT Kasper | 9/20 | 45 | 2/4 | 50 | 1/1 | 100 | 3/7 | 43 | 1/2 | 50 | 1/4 | 25 | 1/2 | 50 |
| 12 | HENRIKSEN Peter | 3/20 | 15 | 0/4 | 0 | 1/3 | 33 | 2/2 | 100 | 0/3 | 0 | 0/5 | 0 | 0/3 | 0 |
| Totals | | 12/40 | 30 | 2/8 | 25 | 2/4 | 50 | 5/9 | 56 | 1/5 | 20 | 1/9 | 11 | 1/5 | 20 |

| Team Shots | Goals | Saves | Missed | Post | Blocked | Total | % |
|---------------|-------|-------|--------|------|---------|-------|-----|
| 6m Shots | 4 | 4 | 0 | 0 | 0 | 8 | 50 |
| Wing Shots | 5 | 2 | 0 | 0 | 0 | 7 | 71 |
| 9m Shots | 7 | 5 | 1 | 1 | 8 | 22 | 32 |
| 7m Shots | 2 | 0 | 0 | 0 | n/a | 2 | 100 |
| Fast Breaks | 9 | 2 | 0 | 2 | 0 | 13 | 69 |
| Breakthroughs | | | | | | | |
| Totals | 27 | 13 | 1 | 3 | 8 | 52 | 52 |

Number of Attacks: 58, Scoring Efficiency: 47%



MATCH TEAM STATISTICS

参赛队技术统计 / STATISTIQUES DU MATCH PAR ÉQUIPE

RUS 28 - 27 DEN

(17 - 14) (11 - 13)

Referees: (7) ELMOAMLI M / (8) SHABAN ALI S (EGY)

DEN - Denmark

Shots Distribution

| Players | | | Goals / Shots | | | |
|-------------|-----------------|----------------|-----------------------|------------------|-------------|----------------|
| 4 BOESEN L | 6 JOERGENSEN LT | 7 JENSEN J | 9 CHRISTIANSEN LR | 13 SPELLERBERG B | 15 HANSEN M | 19 NOEDDESBO J |
| 1/2 | | 0/1 | 2/2 | 0/1 | 3/5 | 2/2 |
| 2-Blocked | | | 1-Post | | 2-Blocked | 1-Post |
| 22 SARUP KS | 23 BOLDSSEN JR | 24 LINDBERG HO | 25 BRUUN JOERGENSEN K | 26 NIELSEN K | | |
| 1/1 | | 0/1 | | | | |
| 1/1 | | 1/2 | 1/1 | | | |
| 1-Post | 3-Blocked | 1-Missed | 1-Blocked | | | |

| Team | Offence | Defence | Goalkeepers | | | | | | | | | | | | | | | | | | | | | | | | | | | | | | | | | | | | |
|---|---------|---------|---------------|-----|--|-----|------|-----|------|---|--|--|-----|--|-----|-----|--|-----|-----|-----|------|-----|--|--|-----|--|-----|-----|-----|-----|-----|--|-----|-----|--|-----|-----|-----|-----|
| Goals / Shots | | | Saves / Shots | | | | | | | | | | | | | | | | | | | | | | | | | | | | | | | | | | | | |
| <table border="1"> <tr><td>3/3</td><td>0/1</td><td>3/3</td></tr> <tr><td>1/1</td><td></td><td>1/2</td></tr> <tr><td>9/13</td><td>2/6</td><td>8/11</td></tr> </table> <p>1-Missed 3-Post 8-Blocked</p> | 3/3 | 0/1 | 3/3 | 1/1 | | 1/2 | 9/13 | 2/6 | 8/11 |  |  | <table border="1"> <tr><td>2/4</td><td></td><td>1/2</td></tr> <tr><td>2/4</td><td></td><td>6/8</td></tr> <tr><td>1/9</td><td>0/3</td><td>0/10</td></tr> </table> <p>1 HVIDT K</p> <table border="1"> <tr><td>1/2</td><td></td><td></td></tr> <tr><td>2/3</td><td></td><td>5/6</td></tr> <tr><td>1/5</td><td>0/2</td><td>0/2</td></tr> </table> <p>12 HENRIKSEN P</p> <table border="1"> <tr><td>1/2</td><td></td><td>1/2</td></tr> <tr><td>0/1</td><td></td><td>1/2</td></tr> <tr><td>0/4</td><td>0/1</td><td>0/8</td></tr> </table> | 2/4 | | 1/2 | 2/4 | | 6/8 | 1/9 | 0/3 | 0/10 | 1/2 | | | 2/3 | | 5/6 | 1/5 | 0/2 | 0/2 | 1/2 | | 1/2 | 0/1 | | 1/2 | 0/4 | 0/1 | 0/8 |
| 3/3 | 0/1 | 3/3 | | | | | | | | | | | | | | | | | | | | | | | | | | | | | | | | | | | | | |
| 1/1 | | 1/2 | | | | | | | | | | | | | | | | | | | | | | | | | | | | | | | | | | | | | |
| 9/13 | 2/6 | 8/11 | | | | | | | | | | | | | | | | | | | | | | | | | | | | | | | | | | | | | |
| 2/4 | | 1/2 | | | | | | | | | | | | | | | | | | | | | | | | | | | | | | | | | | | | | |
| 2/4 | | 6/8 | | | | | | | | | | | | | | | | | | | | | | | | | | | | | | | | | | | | | |
| 1/9 | 0/3 | 0/10 | | | | | | | | | | | | | | | | | | | | | | | | | | | | | | | | | | | | | |
| 1/2 | | | | | | | | | | | | | | | | | | | | | | | | | | | | | | | | | | | | | | | |
| 2/3 | | 5/6 | | | | | | | | | | | | | | | | | | | | | | | | | | | | | | | | | | | | | |
| 1/5 | 0/2 | 0/2 | | | | | | | | | | | | | | | | | | | | | | | | | | | | | | | | | | | | | |
| 1/2 | | 1/2 | | | | | | | | | | | | | | | | | | | | | | | | | | | | | | | | | | | | | |
| 0/1 | | 1/2 | | | | | | | | | | | | | | | | | | | | | | | | | | | | | | | | | | | | | |
| 0/4 | 0/1 | 0/8 | | | | | | | | | | | | | | | | | | | | | | | | | | | | | | | | | | | | | |

| Legend: | | | | | | | |
|---------|------------------|------|----------------------|------|---------------|-----|---------------|
| % | Efficiency | 2Min | 2 Minute Suspensions | 6m | 6-metre Shots | 7m | 7-metre Shots |
| AS | Assists | BS | Blocked Shots | BT | Breakthroughs | EX | Exclusions |
| G/S | Goals/Shots | n/a | not applicable | RC | Red Cards | S/S | Saves/Shots |
| TF | Technical Faults | TP | Time Played | Wing | Wing Shots | YC | Yellow Cards |
| | | | | | | 9m | 9-metre Shots |
| | | | | | | FB | Fast Breaks |
| | | | | | | ST | Steals |





RESULTS

比赛成绩 / RÉSULTATS

POL 29 - 26 KOR

(15 - 14) (14 - 12)

Referees: (27) CANBRO R / (28) CLAESSION M (SWE)

RUNNING SCORE

POL - KOR

POL - Poland

| Players | | Shots | | | | | | | | Penalties | | | |
|------------|--------------------|-------|-----|------|------|------|-----|-----|-----|-----------|------|----|----|
| No. | Name | G/S | % | 6m | Wing | 9m | 7m | FB | BT | YC | 2Min | RC | EX |
| 1 | SZMAL Slawomir | | | | | | | | | | | | |
| 2 | JASZKA Bartlomiej | 0/2 | 0 | 0/1 | | | | | 0/1 | | | | |
| 3 | LIJEWSKI Krzysztof | 2/2 | 100 | | | 1/1 | | 1/1 | | 1 | | | |
| 5 | JACHLEWSKI Mateusz | 1/3 | 33 | | 0/1 | | 0/1 | | 1/1 | | | | |
| 6 | TKACZYK Grzegorz | 4/4 | 100 | 1/1 | | 2/2 | | 1/1 | | 1 | | | |
| 8 | BIELECKI Karol | 1/3 | 33 | | | 1/3 | | | | | 1 | | |
| 9 | SIODMIAK Artur | 2/2 | 100 | 1/1 | | | | 1/1 | | | 1 | | |
| 13 | JURECKI Bartosz | 6/6 | 100 | 5/5 | | | | 1/1 | | 1 | 1 | | |
| 14 | JURASIK Mariusz | 7/14 | 50 | 1/2 | 4/6 | 0/2 | | 1/3 | 1/1 | | | | |
| 15 | JURECKI Michal | 3/5 | 60 | | | 2/4 | | | 1/1 | | | | |
| 16 | WICHARY Marcin | | | | | | | | | | | | |
| 19 | TLUCZYNSKI Tomasz | 2/3 | 67 | | 0/1 | | 1/1 | | 1/1 | | | | |
| 22 | LIJEWSKI Marcin | 0/1 | 0 | | | 0/1 | | | | | | | |
| 28 | PIWKO Pawel | 1/1 | 100 | | 1/1 | | | | | | | | |
| Bench/Team | | | | | | | | | | | | | |
| Totals | | 29/46 | 63 | 8/10 | 5/9 | 6/13 | 1/2 | 5/7 | 4/5 | 3 | 3 | 0 | 0 |

| Goalkeepers | | Saves | | | | | | | |
|-------------|----------------|-------|-----|-----|------|-------|-----|-----|-----|
| No. | Name | S/S | % | 6m | Wing | 9m | 7m | FB | BT |
| 1 | SZMAL Slawomir | 19/45 | 42 | 1/3 | | 14/27 | 0/3 | 4/9 | 0/3 |
| 16 | WICHARY Marcin | 1/1 | 100 | | | | 1/1 | | |
| Totals | | 20/46 | 43 | 1/3 | 0/0 | 14/27 | 1/4 | 4/9 | 0/3 |

KOR - Korea

| Players | | Shots | | | | | | | | Penalties | | | |
|------------|----------------|-------|-----|-----|------|-------|-----|-----|-----|-----------|------|----|----|
| No. | Name | G/S | % | 6m | Wing | 9m | 7m | FB | BT | YC | 2Min | RC | EX |
| 1 | HAN Kyungtai | | | | | | | | | | | | |
| 2 | JEONG Yikyong | 4/11 | 36 | | | 3/8 | | 1/3 | | | 1 | | |
| 6 | KIM Teawan | | | | | | | | | | | | |
| 7 | JUNG Suyoung | 4/13 | 31 | 0/1 | | 1/7 | 2/3 | 1/2 | | | 2 | | |
| 8 | PARK Junggeu | 1/1 | 100 | 1/1 | | | | | | | | | |
| 10 | PARK Chanyong | | | | | | | | | | | | |
| 13 | YOON Kyungshin | 6/10 | 60 | 1/1 | | 4/8 | | 1/1 | | 1 | 1 | | |
| 14 | CHO Chihyo | 2/3 | 67 | | | 0/1 | | 2/2 | | 1 | | | |
| 15 | LEE Teayoung | 3/3 | 100 | | | | 1/1 | | 2/2 | | | | |
| 16 | KANG Ilkoo | | | | | | | | | | | | |
| 17 | LEE Jaewoo | 3/6 | 50 | | | 2/5 | | | 1/1 | | | | |
| 18 | PAEK Wonchul | | | | | | | | | | | | |
| 20 | KO Kyungsoo | 0/3 | 0 | | | 0/2 | | 0/1 | | | 1 | | |
| 23 | YOON Kyungmin | 3/5 | 60 | | | 3/5 | | | | 1 | | | |
| Bench/Team | | | | | | | | | | | | | |
| Totals | | 26/55 | 47 | 2/3 | 0/0 | 13/36 | 3/4 | 5/9 | 3/3 | 3 | 5 | 0 | 0 |

| Goalkeepers | | Saves | | | | | | | |
|-------------|--------------|-------|----|------|------|------|-----|-----|-----|
| No. | Name | S/S | % | 6m | Wing | 9m | 7m | FB | BT |
| 1 | HAN Kyungtai | 13/39 | 33 | 2/10 | 3/8 | 5/9 | 1/2 | 1/6 | 1/4 |
| 16 | KANG Ilkoo | 0/3 | 0 | | | 0/2 | | | 0/1 |
| Totals | | 13/42 | 31 | 2/10 | 3/8 | 5/11 | 1/2 | 1/6 | 1/5 |

| 1st Half | |
|--------------|-------------|
| JURECKI B | 1 (2') 0 |
| 1 (3') 1 | YOON K |
| TLUCZYNSKI T | 2 (3') 1 |
| 2 (4') 2 | YOON K |
| 2 (4') 3 | LEE T |
| TKACZYK G | 3 (5') 3 |
| 3 (6') 4 | LEE J |
| 3 (7') 5 | YOON K |
| JURASIK M | 4 (8') 5 |
| JURECKI M | 5 (9') 5 |
| 5 (10') 6 | CHO C |
| JURECKI B | 6 (10') 6 |
| JURASIK M | 7 (11') 6 |
| TKACZYK G | 8 (12') 6 |
| JURASIK M | 9 (14') 6 |
| JURASIK M | 10 (15') 6 |
| 10 (16') 7 | JUNG S |
| JURECKI B | 11 (17') 7 |
| SIODMIAK A | 12 (17') 7 |
| 12 (18') 8 | LEE J |
| JURASIK M | 13 (19') 8 |
| 13 (20') 9 | CHO C |
| 13 (23') 10 | JUNG S |
| 13 (25') 11 | LEE J |
| JURECKI B | 14 (26') 11 |
| 14 (27') 12 | YOON K |
| PIWKO P | 15 (27') 12 |
| 15 (28') 13 | JUNG S |
| 15 (30') 14 | YOON K |

| 2nd Half | |
|--------------|-------------|
| 15 (33') 15 | PARK J |
| 15 (34') 16 | JEONG Y |
| BIELECKI K | 16 (35') 16 |
| JACHLEWSKI M | 17 (36') 16 |
| LIJEWSKI K | 18 (36') 16 |
| 18 (37') 17 | YOON K |
| JURASIK M | 19 (38') 17 |
| 19 (39') 18 | YOON K |
| JURECKI B | 20 (40') 18 |
| 20 (41') 19 | YOON K |
| SIODMIAK A | 21 (41') 19 |
| JURASIK M | 22 (43') 19 |
| 22 (44') 20 | JEONG Y |
| JURECKI M | 23 (45') 20 |
| 23 (45') 21 | JUNG S |
| TKACZYK G | 24 (46') 21 |
| 24 (47') 22 | LEE T |
| JURECKI B | 25 (50') 22 |
| 25 (50') 23 | LEE T |
| LIJEWSKI K | 26 (51') 23 |
| 26 (53') 24 | JEONG Y |
| TLUCZYNSKI T | 27 (53') 24 |
| TKACZYK G | 28 (56') 24 |
| JURECKI M | 29 (57') 24 |
| 29 (59') 25 | YOON K |
| 29 (59') 26 | JEONG Y |

| Legend: | | | | | | | | | |
|---------|---------------|------|----------------------|----|---------------|-----|---------------|----|---------------|
| % | Efficiency | 2Min | 2 Minute Suspensions | 6m | 6-metre Shots | 7m | 7-metre Shots | 9m | 9-metre Shots |
| BT | Breakthroughs | EX | Exclusions | FB | Fast Breaks | G/S | Goals/Shots | RC | Red Cards |
| S/S | Saves/Shots | Wing | Wing Shots | YC | Yellow Cards | | | | |



MATCH TEAM STATISTICS

参赛队技术统计 / STATISTIQUES DU MATCH PAR ÉQUIPE

POL 29 - 26 KOR

(15 - 14) (14 - 12)

Referees: (27) CANBRO R / (28) CLAEISSON M (SWE)

POL - Poland

| Players | | Shots | | | | | | | | Offence | | Defence | | Penalties | | | | TP |
|---------------|--------------------|-------|-----|------|------|------|-----|-----|-----|---------|----|---------|----|-----------|------|----|----|-------|
| No. | Name | G/S | % | 6m | Wing | 9m | 7m | FB | BT | AS | TF | ST | BS | YC | 2Min | RC | EX | |
| 1 | SZMAL Sławomir | | | | | | | | | | | | | | | | | 59:45 |
| 2 | JASZKA Bartłomiej | 0/2 | 0 | 0/1 | | | | | 0/1 | 1 | | | | | | | | 14:12 |
| 3 | LIJEWSKI Krzysztof | 2/2 | 100 | | | 1/1 | | 1/1 | | 2 | | 1 | 1 | 1 | | | | 43:58 |
| 5 | JACHLEWSKI Mateusz | 1/3 | 33 | | 0/1 | | 0/1 | | 1/1 | 1 | | | | | | | | 28:27 |
| 6 | TKACZYK Grzegorz | 4/4 | 100 | 1/1 | | 2/2 | | 1/1 | | 4 | 2 | | 1 | 1 | | | | 45:48 |
| 8 | BIELECKI Karol | 1/3 | 33 | | | 1/3 | | | | 1 | 1 | | | | | 1 | | 13:46 |
| 9 | SIODMIAK Artur | 2/2 | 100 | 1/1 | | | | 1/1 | | | 1 | | 1 | | | 1 | | 28:31 |
| 13 | JURECKI Bartosz | 6/6 | 100 | 5/5 | | | | 1/1 | | 2 | 3 | | | 1 | 1 | | | 27:39 |
| 14 | JURASIK Mariusz | 7/14 | 50 | 1/2 | 4/6 | 0/2 | | 1/3 | 1/1 | 4 | 3 | | | | | | | 51:08 |
| 15 | JURECKI Michał | 3/5 | 60 | | | 2/4 | | | 1/1 | | 3 | | 1 | | | | | 49:42 |
| 16 | WICHARY Marcin | | | | | | | | | | | | | | | | | 0:15 |
| 19 | TLUCZYŃSKI Tomasz | 2/3 | 67 | | 0/1 | | 1/1 | | 1/1 | 1 | | | | | | | | 31:55 |
| 22 | LIJEWSKI Marcin | 0/1 | 0 | | | 0/1 | | | | 3 | | | 1 | | | | | 16:02 |
| 28 | PIWKO Paweł | 1/1 | 100 | | 1/1 | | | | | | 1 | | | | | | | 8:52 |
| | Bench/Team | | | | | | | | | | | | | | | | | |
| Totals | | 29/46 | 63 | 8/10 | 5/9 | 6/13 | 1/2 | 5/7 | 4/5 | 19 | 14 | 1 | 5 | 3 | 3 | 0 | 0 | |

| Goalkeepers | | Total Shots | | 6m Shots | | Wing Shots | | 9m Shots | | 7m Shots | | Fast Breaks | | Breakthroughs | |
|---------------|----------------|-------------|-----|----------|----|------------|---|----------|----|----------|-----|-------------|----|---------------|---|
| No. | Name | S/S | % | S/S | % | S/S | % | S/S | % | S/S | % | S/S | % | S/S | % |
| 1 | SZMAL Sławomir | 19/45 | 42 | 1/3 | 33 | | | 14/27 | 52 | 0/3 | 0 | 4/9 | 44 | 0/3 | 0 |
| 16 | WICHARY Marcin | 1/1 | 100 | | | | | | | 1/1 | 100 | | | | |
| Totals | | 20/46 | 43 | 1/3 | 33 | 0/0 | 0 | 14/27 | 52 | 1/4 | 25 | 4/9 | 44 | 0/3 | 0 |

| Team Shots | Goals | Saves | Missed | Post | Blocked | Total | % |
|---------------|-------|-------|--------|------|---------|-------|----|
| 6m Shots | 8 | 2 | 0 | 0 | 0 | 10 | 80 |
| Wing Shots | 5 | 3 | 1 | 0 | 0 | 9 | 56 |
| 9m Shots | 6 | 5 | 0 | 0 | 2 | 13 | 46 |
| 7m Shots | 1 | 1 | 0 | 0 | n/a | 2 | 50 |
| Fast Breaks | 5 | 1 | 0 | 1 | 0 | 7 | 71 |
| Breakthroughs | 4 | 1 | 0 | 0 | 0 | 5 | 80 |
| Totals | 29 | 13 | 1 | 1 | 2 | 46 | 63 |

Number of Attacks: 59, Scoring Efficiency: 49%



MATCH TEAM STATISTICS
 参赛队技术统计 / STATISTIQUES DU MATCH PAR ÉQUIPE

POL 29 - 26 KOR
 (15 - 14) (14 - 12)

Referees: (27) CANBRO R / (28) CLAESSON M (SWE)

POL - Poland

Shots Distribution

| Players | | | Goals / Shots | | | | | | | | | | | | | | | | | |
|--------------|-----|-----|---------------|-----|-----|-----------------|-----|-----|---------------|--|-----|--------------|-----|-----|--------------|--|--|--------------|-----|-----|
| 2 JASZKA B | | | 3 LIJEWSKI K | | | 5 JACHLEWSKI M | | | 6 TKACZYK G | | | 8 BIELECKI K | | | 9 SIODMIAK A | | | 13 JURECKI B | | |
| 0/1 | | | | | | 0/1 | | | 1/1 | | 1/1 | | 0/1 | | | | | 2/2 | | 1/1 |
| 0/1 | | | 1/1 | 1/1 | | | 1/1 | | 1/1 | | 1/1 | | | 1/1 | 1/1 | | | | 1/1 | 2/2 |
| | | | 1-Missed | | | | | | | | | 1-Blocked | | | | | | | | |
| 14 JURASIK M | | | 15 JURECKI M | | | 19 TLUCZYNSKI T | | | 22 LIJEWSKI M | | | 28 PIWKO P | | | | | | | | |
| 2/3 | 1/1 | 1/1 | | | | | | | | | | | | | 1/1 | | | | | |
| 1/1 | | 0/2 | 0/1 | | 0/1 | 1/1 | | | | | | | | | 1/1 | | | | | |
| 2/4 | 0/1 | | | | 3/3 | | 0/1 | 1/1 | | | | | | | | | | | | |
| 1-Post | | | | | | | | | 1-Blocked | | | | | | | | | | | |

| Team | Offence | Defence | Goalkeepers | | | | | | | | | | | | | | | | | | | | | | | | | | | | | | | | | | | |
|---|---------|---------|---------------|-----|--|-----|-----|-----|-----|--|--|-----|-----|-----|-----|--|-----|-----|-----|------|-----|-----|-----|-----|--|-----|-----|-----|------|--|--|--|-----|--|--|--|--|--|
| Goals / Shots | | | Saves / Shots | | | | | | | | | | | | | | | | | | | | | | | | | | | | | | | | | | | |
| <table border="1"> <tr><td>3/5</td><td>1/2</td><td>1/1</td></tr> <tr><td>6/8</td><td></td><td>2/5</td></tr> <tr><td>5/8</td><td>3/5</td><td>8/8</td></tr> </table> <p>1-Missed 1-Post 2-Blocked</p> | 3/5 | 1/2 | 1/1 | 6/8 | | 2/5 | 5/8 | 3/5 | 8/8 | | <table border="1"> <tr><td>1/2</td><td>1/5</td><td>1/2</td></tr> <tr><td>2/4</td><td></td><td>3/4</td></tr> <tr><td>4/9</td><td>3/7</td><td>5/13</td></tr> </table> <p>1 SZMAL S</p> <table border="1"> <tr><td>1/2</td><td>1/5</td><td>1/2</td></tr> <tr><td>1/3</td><td></td><td>3/4</td></tr> <tr><td>4/9</td><td>3/7</td><td>5/13</td></tr> </table> <p>16 WICHARY M</p> <table border="1"> <tr><td></td><td></td><td></td></tr> <tr><td>1/1</td><td></td><td></td></tr> <tr><td></td><td></td><td></td></tr> </table> | 1/2 | 1/5 | 1/2 | 2/4 | | 3/4 | 4/9 | 3/7 | 5/13 | 1/2 | 1/5 | 1/2 | 1/3 | | 3/4 | 4/9 | 3/7 | 5/13 | | | | 1/1 | | | | | |
| 3/5 | 1/2 | 1/1 | | | | | | | | | | | | | | | | | | | | | | | | | | | | | | | | | | | | |
| 6/8 | | 2/5 | | | | | | | | | | | | | | | | | | | | | | | | | | | | | | | | | | | | |
| 5/8 | 3/5 | 8/8 | | | | | | | | | | | | | | | | | | | | | | | | | | | | | | | | | | | | |
| 1/2 | 1/5 | 1/2 | | | | | | | | | | | | | | | | | | | | | | | | | | | | | | | | | | | | |
| 2/4 | | 3/4 | | | | | | | | | | | | | | | | | | | | | | | | | | | | | | | | | | | | |
| 4/9 | 3/7 | 5/13 | | | | | | | | | | | | | | | | | | | | | | | | | | | | | | | | | | | | |
| 1/2 | 1/5 | 1/2 | | | | | | | | | | | | | | | | | | | | | | | | | | | | | | | | | | | | |
| 1/3 | | 3/4 | | | | | | | | | | | | | | | | | | | | | | | | | | | | | | | | | | | | |
| 4/9 | 3/7 | 5/13 | | | | | | | | | | | | | | | | | | | | | | | | | | | | | | | | | | | | |
| | | | | | | | | | | | | | | | | | | | | | | | | | | | | | | | | | | | | | | |
| 1/1 | | | | | | | | | | | | | | | | | | | | | | | | | | | | | | | | | | | | | | |
| | | | | | | | | | | | | | | | | | | | | | | | | | | | | | | | | | | | | | | |



MATCH TEAM STATISTICS

参赛队技术统计 / STATISTIQUES DU MATCH PAR ÉQUIPE

POL 29 - 26 KOR

(15 - 14) (14 - 12)

Referees: (27) CANBRO R / (28) CLAESSION M (SWE)

KOR - Korea

| No. | Name | Shots | | | | | | | | Offence | | Defence | | Penalties | | | | TP |
|---------------|----------------|-------|-----|-----|------|-------|-----|-----|-----|---------|----|---------|----|-----------|------|----|----|-------|
| | | G/S | % | 6m | Wing | 9m | 7m | FB | BT | AS | TF | ST | BS | YC | 2Min | RC | EX | |
| 1 | HAN Kyungtai | | | | | | | | | | | 1 | | | | | | 49:57 |
| 2 | JEONG Yikyeong | 4/11 | 36 | | | 3/8 | | 1/3 | | 2 | | | | | 1 | | | 45:02 |
| 6 | KIM Teawan | | | | | | | | | | 1 | 2 | | | | | | 23:14 |
| 7 | JUNG Suyoung | 4/13 | 31 | 0/1 | | 1/7 | 2/3 | 1/2 | | | 2 | 1 | | | 2 | | | 49:56 |
| 8 | PARK Junggeu | 1/1 | 100 | 1/1 | | | | | | | 3 | | | | | | | 30:06 |
| 10 | PARK Chanyong | | | | | | | | | | | | | | | | | 21:09 |
| 13 | YOON Kyungshin | 6/10 | 60 | 1/1 | | 4/8 | | 1/1 | | 1 | 1 | 2 | | 1 | 1 | | | 32:57 |
| 14 | CHO Chihyo | 2/3 | 67 | | | 0/1 | | 2/2 | | | 1 | 1 | | 1 | | | | 26:31 |
| 15 | LEE Teayoung | 3/3 | 100 | | | | 1/1 | | 2/2 | 3 | 1 | | | | | | | 43:59 |
| 16 | KANG Ilkoo | | | | | | | | | | | | | | | | | 10:03 |
| 17 | LEE Jaewoo | 3/6 | 50 | | | 2/5 | | | 1/1 | 1 | | | | | | | | 54:55 |
| 18 | PAEK Wonchul | | | | | | | | | | | | | | | | | |
| 20 | KO Kyungsoo | 0/3 | 0 | | | 0/2 | | 0/1 | | 1 | 1 | | | | 1 | | | 17:43 |
| 23 | YOON Kyungmin | 3/5 | 60 | | | 3/5 | | | | 1 | | | | 1 | | | | 14:28 |
| | Bench/Team | | | | | | | | | | | | | | | | | |
| Totals | | 26/55 | 47 | 2/3 | 0/0 | 13/36 | 3/4 | 5/9 | 3/3 | 9 | 9 | 6 | 2 | 3 | 5 | 0 | 0 | |

| No. | Name | Total Shots | | 6m Shots | | Wing Shots | | 9m Shots | | 7m Shots | | Fast Breaks | | Breakthroughs | |
|---------------|--------------|-------------|----|----------|----|------------|----|----------|----|----------|----|-------------|----|---------------|----|
| | | S/S | % | S/S | % | S/S | % | S/S | % | S/S | % | S/S | % | S/S | % |
| 1 | HAN Kyungtai | 13/39 | 33 | 2/10 | 20 | 3/8 | 38 | 5/9 | 56 | 1/2 | 50 | 1/6 | 17 | 1/4 | 25 |
| 16 | KANG Ilkoo | 0/3 | 0 | | | | | 0/2 | 0 | | | | | 0/1 | 0 |
| Totals | | 13/42 | 31 | 2/10 | 20 | 3/8 | 38 | 5/11 | 45 | 1/2 | 50 | 1/6 | 17 | 1/5 | 20 |

| Team Shots | Goals | Saves | Missed | Post | Blocked | Total | % |
|---------------|-------|-------|--------|------|---------|-------|-----|
| 6m Shots | 2 | 1 | 0 | 0 | 0 | 3 | 67 |
| Wing Shots | | | | | | | |
| 9m Shots | 13 | 14 | 3 | 1 | 5 | 36 | 36 |
| 7m Shots | 3 | 1 | 0 | 0 | n/a | 4 | 75 |
| Fast Breaks | 5 | 4 | 0 | 0 | 0 | 9 | 56 |
| Breakthroughs | 3 | 0 | 0 | 0 | 0 | 3 | 100 |
| Totals | 26 | 20 | 3 | 1 | 5 | 55 | 47 |

Number of Attacks: 59, Scoring Efficiency: 44%



MATCH TEAM STATISTICS

参赛队技术统计 / STATISTIQUES DU MATCH PAR ÉQUIPE

POL 29 - 26 KOR
 (15 - 14) (14 - 12)

Referees: (27) CANBRO R / (28) CLAESSION M (SWE)

KOR - Korea

Shots Distribution

Players
Goals / Shots

| | | | | | | |
|------------------|----------------|------------------|-----------------|------------------|--------------------|-----------------|
| 2 JEONG Y | 6 KIM T | 7 JUNG S | 8 PARK J | 10 PARK C | 13 YOON K | 14 CHO C |
| 1/1 | | 1/1 1/2 | 1/1 | | 1/1 1/1 | |
| | | 0/2 | | | 1/1 | |
| 2/4 1/2 0/1 | | 0/1 2/3 | | | 2/4 | 1/1 1/1 |
| 2-Missed | | 1-Post 2-Blocked | | | 1-Blocked 1-Missed | |

| | | | | |
|-----------------|-----------------|------------------|----------------|------------------|
| 15 LEE T | 17 LEE J | 18 PAEK W | 20 KO K | 23 YOON K |
| | | | 0/1 | 0/1 |
| | | | | 1/1 |
| 2/2 1/1 | 2/3 1/2 | | 0/1 | 0/1 2/2 |
| | 1-Blocked | | 1-Blocked | |

| Team | Offence | Defence | Goalkeepers |
|---------------------------|---------------------|-------------------|------------------|
| Goals / Shots | | | Saves / Shots |
| 1/2 4/5 1/2 | 3/3 Breakthroughs | 4/5 Breakthroughs | 2/5 1/2 0/1 |
| 2/4 1/4 | 0/0 0/1 1/7 | 1/3 1/1 | 2/8 3/5 |
| 5/9 4/7 8/13 | 1/1 9/21 | 4/5 4/5 | 3/8 2/5 0/8 |
| 3-Missed 1-Post 5-Blocked | 3/4 7m 1/1 3/8 | 1/5 3/4 | |
| | 0/0 5/9 Fast Breaks | 5/7 Fast Breaks | 1 HAN K |
| | | | 2/5 1/2 0/1 |
| | | | 2/8 3/5 |
| | | | 3/6 2/5 0/7 |
| | | | 16 KANG I |
| | | | |
| | | | 0/2 0/1 |

Legend:

| | | | | |
|----------------------------|----------------------------------|-------------------------|-------------------------|-------------------------|
| % Efficiency | 2Min 2 Minute Suspensions | 6m 6-metre Shots | 7m 7-metre Shots | 9m 9-metre Shots |
| AS Assists | BS Blocked Shots | BT Breakthroughs | EX Exclusions | FB Fast Breaks |
| G/S Goals/Shots | n/a not applicable | RC Red Cards | S/S Saves/Shots | ST Steals |
| TF Technical Faults | TP Time Played | Wing Wing Shots | YC Yellow Cards | |



RESULTS

比赛成绩 / RÉSULTATS

FRA 25 - 23 CRO

(12 - 11) (13 - 12)

Referees: (23) CHERNEGA I / (24) POLADENKO V (RUS)

RUNNING SCORE

FRA - CRO

FRA - France

| Players | | Shots | | | | | | | | Penalties | | | |
|------------|------------------|-------|-----|-----|------|------|-----|-----|-----|-----------|------|----|----|
| No. | Name | G/S | % | 6m | Wing | 9m | 7m | FB | BT | YC | 2Min | RC | EX |
| 3 | DINART Didier | | | | | | | | | | | | |
| 4 | BURDET Cedric | 6/7 | 86 | 1/1 | | 4/5 | | 1/1 | | | | | |
| 5 | GILLE Guillaume | | | | | | | | | | 1 | | |
| 6 | GILLE Bertrand | 1/2 | 50 | 1/2 | | | | | | 1 | 2 | | |
| 8 | NARCISSE Daniel | 6/9 | 67 | 2/3 | 0/1 | 2/3 | | 1/1 | 1/1 | | | | |
| 11 | GIRAULT Olivier | 3/3 | 100 | | | | 3/3 | | | 1 | | | |
| 12 | KARABOUE Daouda | | | | | | | | | | | | |
| 13 | KARABATIC Nikola | 3/7 | 43 | 1/1 | | 2/6 | | | | 1 | 1 | | |
| 14 | KEMPE Christophe | | | | | | | | | | | | |
| 16 | OMEYER Thierry | | | | | | | | | | | | |
| 18 | ABATI Joel | | | | | | | | | | | | |
| 19 | ABALO Luc | 4/10 | 40 | 1/1 | 1/3 | 0/3 | | 1/2 | 1/1 | | | | |
| 21 | GUIGOU Michael | 2/2 | 100 | | | | 1/1 | | 1/1 | | | | |
| 26 | PATY Cedric | | | | | | | | | | | | |
| Bench/Team | | | | | | | | | | 1 | | | |
| Totals | | 25/40 | 63 | 6/8 | 1/4 | 8/17 | 4/4 | 3/4 | 3/3 | 4 | 4 | 0 | 0 |

| Goalkeepers | | Saves | | | | | | | |
|-------------|-----------------|-------|----|-----|------|-------|-----|-----|-----|
| No. | Name | S/S | % | 6m | Wing | 9m | 7m | FB | BT |
| 12 | KARABOUE Daouda | 1/2 | 50 | | 0/1 | | 1/1 | | |
| 16 | OMEYER Thierry | 17/39 | 44 | 0/2 | 2/7 | 11/16 | 2/5 | 1/5 | 1/4 |
| Totals | | 18/41 | 44 | 0/2 | 2/8 | 11/16 | 3/6 | 1/5 | 1/4 |

CRO - Croatia

| Players | | Shots | | | | | | | | Penalties | | | |
|------------|-------------------|-------|-----|-----|------|------|-----|-----|-----|-----------|------|----|----|
| No. | Name | G/S | % | 6m | Wing | 9m | 7m | FB | BT | YC | 2Min | RC | EX |
| 1 | LOSSERT Venio | | | | | | | | | | | | |
| 3 | SULIC Renato | 1/1 | 100 | 1/1 | | | | | | | | | |
| 4 | BALIC Ivano | 3/7 | 43 | | | 2/6 | | | 1/1 | | | | |
| 5 | DUVNJAK Domagoj | 0/1 | 0 | | | 0/1 | | | | | | | |
| 6 | LACKOVIC Blazenko | 0/6 | 0 | | | 0/5 | | | | | 1 | | |
| 9 | VORI Igor | 1/2 | 50 | | | | | 1/2 | | | | | |
| 10 | DOMINIKOVIC Davor | | | | | | | | | 1 | | | |
| 11 | DZOMBA Mirza | 1/3 | 33 | | | | 1/3 | | | | | | |
| 13 | HORVAT Zlatko | 5/7 | 71 | | 5/6 | 0/1 | | | | | | | |
| 14 | VUKOVIC Drago | 3/5 | 60 | 1/1 | | 1/3 | | | 1/1 | | | | |
| 17 | SPREM Goran | 5/7 | 71 | | 1/2 | | 2/3 | 2/2 | | | | | |
| 19 | METLICIC Petar | 2/7 | 29 | | | 2/7 | | | | 1 | | | |
| 24 | VALCIC Tonci | 2/3 | 67 | | | 0/1 | | 1/1 | 1/1 | 1 | 2 | | |
| 25 | ALILOVIC Mirko | | | | | | | | | | | | |
| Bench/Team | | | | | | | | | | | | | |
| Totals | | 23/49 | 47 | 2/2 | 6/8 | 5/24 | 3/6 | 4/5 | 3/4 | 3 | 3 | 0 | 0 |

| Goalkeepers | | Saves | | | | | | | |
|-------------|----------------|-------|----|-----|------|------|-----|-----|-----|
| No. | Name | S/S | % | 6m | Wing | 9m | 7m | FB | BT |
| 1 | LOSSERT Venio | 0/3 | 0 | | | 0/1 | 0/1 | | 0/1 |
| 25 | ALILOVIC Mirko | 5/27 | 19 | 2/8 | 1/2 | 2/9 | 0/3 | 0/3 | 0/2 |
| Totals | | 5/30 | 17 | 2/8 | 1/2 | 2/10 | 0/4 | 0/3 | 0/3 |

| 1st Half | |
|-------------|---------------------|
| GIRAULT O | 0 (1') 1 HORVAT Z |
| | 1 (2') 1 |
| ABALO L | 1 (3') 2 VALCIC T |
| | 2 (4') 2 |
| GIRAULT O | 2 (7') 3 BALIC I |
| | 3 (8') 3 |
| BURDET C | 3 (9') 4 METLICIC P |
| | 4 (10') 4 |
| KARABATIC N | 4 (11') 5 BALIC I |
| | 5 (11') 5 |
| BURDET C | 5 (13') 6 HORVAT Z |
| | 6 (14') 6 |
| BURDET C | 6 (14') 7 DZOMBA M |
| | 6 (15') 8 SPREM G |
| BURDET C | 6 (16') 9 VORI I |
| GIRAULT O | 7 (17') 9 |
| | 8 (18') 9 |
| | 8 (20') 10 HORVAT Z |
| ABALO L | 9 (22') 10 |
| BURDET C | 10 (23') 10 |
| BURDET C | 11 (24') 10 |
| | 11 (26') 11 BALIC I |
| KARABATIC N | 12 (27') 11 |

| 2nd Half | |
|-------------|------------------------|
| NARCISSE D | 13 (31') 11 |
| | 13 (32') 12 METLICIC P |
| | 13 (32') 13 VALCIC T |
| GILLE B | 14 (34') 13 |
| NARCISSE D | 15 (35') 13 |
| | 15 (36') 14 SPREM G |
| | 15 (37') 15 SPREM G |
| | 15 (39') 16 SPREM G |
| NARCISSE D | 16 (39') 16 |
| | 16 (41') 17 HORVAT Z |
| GUIGOU M | 17 (42') 17 |
| NARCISSE D | 18 (43') 17 |
| | 18 (44') 18 HORVAT Z |
| | 18 (46') 19 VUKOVIC D |
| BURDET C | 19 (46') 19 |
| | 19 (47') 20 VUKOVIC D |
| ABALO L | 20 (48') 20 |
| ABALO L | 21 (50') 20 |
| | 21 (51') 21 SULIC R |
| KARABATIC N | 22 (51') 21 |
| | 22 (52') 22 VUKOVIC D |
| GUIGOU M | 23 (53') 22 |
| NARCISSE D | 24 (54') 22 |
| NARCISSE D | 25 (59') 22 |
| | 25 (60') 23 SPREM G |

| Legend: | | | | | | | | | |
|---------|---------------|------|----------------------|----|---------------|-----|---------------|----|---------------|
| % | Efficiency | 2Min | 2 Minute Suspensions | 6m | 6-metre Shots | 7m | 7-metre Shots | 9m | 9-metre Shots |
| BT | Breakthroughs | EX | Exclusions | FB | Fast Breaks | G/S | Goals/Shots | RC | Red Cards |
| S/S | Saves/Shots | Wing | Wing Shots | YC | Yellow Cards | | | | |



MATCH TEAM STATISTICS
 参赛队技术统计 / STATISTIQUES DU MATCH PAR ÉQUIPE

FRA 25 - 23 CRO
 (12 - 11) (13 - 12)

Referees: (23) CHERNEGA I / (24) POLADENKO V (RUS)

FRA - France

| No. | Name | Shots | | | | | | | | Offence | | Defence | | Penalties | | | | TP |
|---------------|------------------|-------|-----|-----|------|------|-----|-----|-----|---------|----|---------|----|-----------|------|----|----|-------|
| | | G/S | % | 6m | Wing | 9m | 7m | FB | BT | AS | TF | ST | BS | YC | 2Min | RC | EX | |
| 3 | DINART Didier | | | | | | | | | | | 2 | | | | | | 33:54 |
| 4 | BURDET Cedric | 6/7 | 86 | 1/1 | | 4/5 | | 1/1 | | 3 | 2 | 1 | | | | | | 32:37 |
| 5 | GILLE Guillaume | | | | | | | | | | 1 | 2 | | | 1 | | | 34:38 |
| 6 | GILLE Bertrand | 1/2 | 50 | 1/2 | | | | | | 3 | | 1 | | 1 | 2 | | | 37:01 |
| 8 | NARCISSE Daniel | 6/9 | 67 | 2/3 | 0/1 | 2/3 | | 1/1 | 1/1 | 1 | 1 | | 1 | | | | | 41:50 |
| 11 | GIRAULT Olivier | 3/3 | 100 | | | | 3/3 | | | 1 | 2 | | | 1 | | | | 30:00 |
| 12 | KARABOUE Daouda | | | | | | | | | | | | | | | | | 0:22 |
| 13 | KARABATIC Nikola | 3/7 | 43 | 1/1 | | 2/6 | | | | 3 | | 1 | 1 | 1 | 1 | | | 60:00 |
| 14 | KEMPE Christophe | | | | | | | | | | | | | | | | | |
| 16 | OMEYER Thierry | | | | | | | | | | | | | | | | | 59:38 |
| 18 | ABATI Joel | | | | | | | | | | | | | | | | | |
| 19 | ABALO Luc | 4/10 | 40 | 1/1 | 1/3 | 0/3 | | 1/2 | 1/1 | | 4 | 1 | | | | | | 60:00 |
| 21 | GUIGOU Michael | 2/2 | 100 | | | | 1/1 | | 1/1 | 1 | 1 | 1 | | | | | | 30:00 |
| 26 | PATY Cedric | | | | | | | | | | | | | | | | | |
| | Bench/Team | | | | | | | | | | | | | 1 | | | | |
| Totals | | 25/40 | 63 | 6/8 | 1/4 | 8/17 | 4/4 | 3/4 | 3/3 | 12 | 11 | 4 | 7 | 4 | 4 | 0 | 0 | |

| No. | Name | Total Shots | | 6m Shots | | Wing Shots | | 9m Shots | | 7m Shots | | Fast Breaks | | Breakthroughs | |
|---------------|-----------------|-------------|----|----------|---|------------|----|----------|----|----------|-----|-------------|----|---------------|----|
| | | S/S | % | S/S | % | S/S | % | S/S | % | S/S | % | S/S | % | S/S | % |
| 12 | KARABOUE Daouda | 1/2 | 50 | | | 0/1 | 0 | | | 1/1 | 100 | | | | |
| 16 | OMEYER Thierry | 17/39 | 44 | 0/2 | 0 | 2/7 | 29 | 11/16 | 69 | 2/5 | 40 | 1/5 | 20 | 1/4 | 25 |
| Totals | | 18/41 | 44 | 0/2 | 0 | 2/8 | 25 | 11/16 | 69 | 3/6 | 50 | 1/5 | 20 | 1/4 | 25 |

| Team Shots | Goals | Saves | Missed | Post | Blocked | Total | % |
|---------------|-------|-------|--------|------|---------|-------|-----|
| 6m Shots | 6 | 2 | 0 | 0 | 0 | 8 | 75 |
| Wing Shots | 1 | 1 | 1 | 1 | 0 | 4 | 25 |
| 9m Shots | 8 | 2 | 1 | 2 | 4 | 17 | 47 |
| 7m Shots | 4 | 0 | 0 | 0 | n/a | 4 | 100 |
| Fast Breaks | 3 | 0 | 0 | 1 | 0 | 4 | 75 |
| Breakthroughs | 3 | 0 | 0 | 0 | 0 | 3 | 100 |
| Totals | 25 | 5 | 2 | 4 | 4 | 40 | 63 |

Number of Attacks: 47, Scoring Efficiency: 53%



MATCH TEAM STATISTICS

参赛队技术统计 / STATISTIQUES DU MATCH PAR ÉQUIPE

FRA 25 - 23 CRO
 (12 - 11) (13 - 12)

Referees: (23) CHERNEGA I / (24) POLADENKO V (RUS)

FRA - France

Shots Distribution

| Players | | | | | | |
|---------------|------------|---------------------------|-------------|--------------|--------------|----------------|
| Goals / Shots | | | | | | |
| 3 DINART D | 4 BURDET C | 5 GILLE G | 6 GILLE B | 8 NARCISSE D | 11 GIRAULT O | 13 KARABATIC N |
| | 1/1 1/1 | | | 1/1 1/1 | | |
| | 3/3 1/1 | | 1/2 | 1/2 2/2 | 2/2 1/1 | 2/4 1/1 |
| | 1-Blocked | | | 1-Post | | 2-Blocked |
| 14 KEMPE C | 18 ABATI J | 19 ABALO L | 21 GUIGOU M | 26 PATY C | | |
| | | 1/1 1/1 | | | | |
| | | 2/2 | 1/1 1/1 | | | |
| | | 2-Missed 3-Post 1-Blocked | | | | |

| Team | Offence | Defence | Goalkeepers |
|---------------------------|-------------------|-------------------|---------------|
| Goals / Shots | | | Saves / Shots |
| 2/2 2/2 1/1 | 3/3 Breakthroughs | 3/4 Breakthroughs | 1/3 2/3 1/3 |
| 1/1 1/2 | 0/0 3/7 | 1/6 1/1 | 4/4 2/3 |
| 10/14 4/4 4/4 | 5/7 2/5 | 1/7 1/1 | 2/11 2/3 4/11 |
| 2-Missed 4-Post 4-Blocked | 1/3 1/1 3/5 | 3/11 0/0 | 12 KARABOUE D |
| | 4/4 7m | 4/5 Fast Breaks | 0/1 1/1 |
| | 0/1 | 3/4 Fast Breaks | 3/6 7m |
| | | | 5/6 |
| | | | 16 OMEYER T |
| | | | 1/2 2/3 1/3 |
| | | | 4/4 1/2 |
| | | | 2/11 2/3 4/11 |



MATCH TEAM STATISTICS

参赛队技术统计 / STATISTIQUES DU MATCH PAR ÉQUIPE

FRA 25 - 23 CRO

(12 - 11) (13 - 12)

Referees: (23) CHERNEGA I / (24) POLADENKO V (RUS)

CRO - Croatia

| Players | | Shots | | | | | | | | Offence | | Defence | | Penalties | | | | TP |
|---------------|-------------------|-------|-----|-----|------|------|-----|-----|-----|---------|----|---------|----|-----------|------|----|----|-------|
| No. | Name | G/S | % | 6m | Wing | 9m | 7m | FB | BT | AS | TF | ST | BS | YC | 2Min | RC | EX | |
| 1 | LOSERT Venio | | | | | | | | | | | | | | | | | 7:58 |
| 3 | SULIC Renato | 1/1 | 100 | 1/1 | | | | | | | | | | | | | | 11:10 |
| 4 | BALIC Ivano | 3/7 | 43 | | | 2/6 | | | 1/1 | | 2 | | | | | | | 45:27 |
| 5 | DUVNJAK Domagoj | 0/1 | 0 | | | 0/1 | | | | 1 | | | | | | | | 6:09 |
| 6 | LACKOVIC Blazenko | 0/6 | 0 | | | 0/5 | | | 0/1 | 2 | 2 | | | | | 1 | | 28:22 |
| 9 | VORI Igor | 1/2 | 50 | | | | | 1/2 | | 1 | | | 2 | | | | | 46:33 |
| 10 | DOMINIKOVIC Davor | | | | | | | | | | | | 1 | 1 | | | | 14:29 |
| 11 | DZOMBA Mirza | 1/3 | 33 | | | | 1/3 | | | | | | | | | | | 0:44 |
| 13 | HORVAT Zlatko | 5/7 | 71 | | 5/6 | 0/1 | | | | 1 | 1 | | | | | | | 58:55 |
| 14 | VUKOVIC Drago | 3/5 | 60 | 1/1 | | 1/3 | | | 1/1 | 2 | | | | | | | | 19:18 |
| 17 | SPREM Goran | 5/7 | 71 | | 1/2 | | 2/3 | 2/2 | | | | | 1 | | | | | 53:58 |
| 19 | METLICIC Petar | 2/7 | 29 | | | 2/7 | | | | 4 | 2 | | | 1 | | | | 44:38 |
| 24 | VALCIC Tonci | 2/3 | 67 | | | 0/1 | | 1/1 | 1/1 | 1 | 1 | | | 1 | 2 | | | 30:17 |
| 25 | ALILOVIC Mirko | | | | | | | | | | | | | | | | | 52:02 |
| | Bench/Team | | | | | | | | | | | | | | | | | |
| Totals | | 23/49 | 47 | 2/2 | 6/8 | 5/24 | 3/6 | 4/5 | 3/4 | 12 | 8 | 0 | 4 | 3 | 3 | 0 | 0 | |

| Goalkeepers | | Total Shots | | 6m Shots | | Wing Shots | | 9m Shots | | 7m Shots | | Fast Breaks | | Breakthroughs | |
|---------------|----------------|-------------|----|----------|----|------------|----|----------|----|----------|---|-------------|---|---------------|---|
| No. | Name | S/S | % | S/S | % | S/S | % | S/S | % | S/S | % | S/S | % | S/S | % |
| 1 | LOSERT Venio | 0/3 | 0 | | | | | 0/1 | 0 | 0/1 | 0 | | | 0/1 | 0 |
| 25 | ALILOVIC Mirko | 5/27 | 19 | 2/8 | 25 | 1/2 | 50 | 2/9 | 22 | 0/3 | 0 | 0/3 | 0 | 0/2 | 0 |
| Totals | | 5/30 | 17 | 2/8 | 25 | 1/2 | 50 | 2/10 | 20 | 0/4 | 0 | 0/3 | 0 | 0/3 | 0 |

| Team Shots | Goals | Saves | Missed | Post | Blocked | Total | % |
|---------------|-------|-------|--------|------|---------|-------|-----|
| 6m Shots | 2 | 0 | 0 | 0 | 0 | 2 | 100 |
| Wing Shots | 6 | 2 | 0 | 0 | 0 | 8 | 75 |
| 9m Shots | 5 | 11 | 1 | 0 | 7 | 24 | 21 |
| 7m Shots | 3 | 3 | 0 | 0 | n/a | 6 | 50 |
| Fast Breaks | 4 | 1 | 0 | 0 | 0 | 5 | 80 |
| Breakthroughs | 3 | 1 | 0 | 0 | 0 | 4 | 75 |
| Totals | 23 | 18 | 1 | 0 | 7 | 49 | 47 |

Number of Attacks: 46, Scoring Efficiency: 50%



MATCH TEAM STATISTICS
 参赛队技术统计 / STATISTIQUES DU MATCH PAR ÉQUIPE

FRA 25 - 23 CRO
 (12 - 11) (13 - 12)

Referees: (23) CHERNEGA I / (24) POLADENKO V (RUS)

CRO - Croatia

Shots Distribution

| Players | | | | | | |
|---------------|--------------------|--------------------|---------------|----------------|------------------|-------------|
| Goals / Shots | | | | | | |
| 3 SULIC R | 4 BALIC I | 5 DUVNJAK D | 6 LACKOVIC B | 9 VORI I | 10 DOMINIKOVIC D | 11 DZOMBA M |
| 1/1 | 0/1 1/1 0/1 1/1 | 0/1 | 0/2 | 0/1 1/1 | | 0/1 1/1 0/1 |
| | 1-Missed | | 4-Blocked | | | |
| 13 HORVAT Z | 14 VUKOVIC D | 17 SPREM G | 19 METLICIC P | 24 VALCIC T | | |
| 1/1 2/2 | 0/1 2/2 | 1/1 1/1 0/1 0/1 | 0/1 0/1 2/4 | 0/1 1/1 1/1 | | |
| 1-Blocked | 1-Blocked | | 1-Blocked | | | |

| Team | Offence | Defence | Goalkeepers |
|--------------------|--|--|---|
| Goals / Shots | | | Saves / Shots |
| 2/3 0/4 9/11 | <p>5/6 Breakthroughs</p> <p>0/0 3/11</p> <p>1/1 1/7</p> <p>3/6 7m 1/1 1/6</p> <p>1/2 4/5 Fast Breaks</p> | <p>3/3 Breakthroughs</p> <p>3/5 1/1</p> <p>2/5 5/7</p> <p>3/7 0/0</p> <p>3/4 Fast Breaks</p> | <p>0/2 0/2 0/1</p> <p>0/1 1/2</p> <p>4/14 0/4 0/4</p> |
| 1-Missed 7-Blocked | | | 1 LOSERT V |
| | | | 25 ALILOVIC M |
| | | | 0/2 0/2 0/1 |
| | | | 0/1 1/2 |
| | | | 4/12 0/4 0/3 |

| Legend: | | | | | | | |
|---------|------------------|------|----------------------|------|---------------|-----|---------------|
| % | Efficiency | 2Min | 2 Minute Suspensions | 6m | 6-metre Shots | 7m | 7-metre Shots |
| AS | Assists | BS | Blocked Shots | BT | Breakthroughs | EX | Exclusions |
| G/S | Goals/Shots | n/a | not applicable | RC | Red Cards | S/S | Saves/Shots |
| TF | Technical Faults | TP | Time Played | Wing | Wing Shots | YC | Yellow Cards |
| | | | | | | 9m | 9-metre Shots |
| | | | | | | FB | Fast Breaks |
| | | | | | | ST | Steals |





RESULTS
 比赛成绩 / RÉSULTATS
ISL 36 - 30 ESP
 (17 - 15) (19 - 15)

Referees: (25) KRSTIC N / (26) LJUBIC P (SLO)

RUNNING SCORE

ISL - ESP

ISL - Iceland

| Players | | Shots | | | | | | | | Penalties | | | |
|---------|--------------------------|-------|-----|------|------|-------|-----|------|-----|-----------|------|----|----|
| No. | Name | G/S | % | 6m | Wing | 9m | 7m | FB | BT | YC | 2Min | RC | EX |
| 1 | GUSTAVSSON Bjorgvin Pall | | | | | | | | | 1 | | | |
| 3 | GEIRSSON Logi | 7/11 | 64 | 1/1 | | 6/9 | | 0/1 | | | 1 | | |
| 5 | SIGURDSSON Sigfus | 2/2 | 100 | 1/1 | | | | 1/1 | | | 2 | | |
| 6 | HALLGRIMSSON Asgeir Orn | 3/4 | 75 | | 1/1 | 2/3 | | | | | | | |
| 7 | ATLASON Arnor | 0/3 | 0 | | | 0/3 | | | | | 1 | | |
| 9 | SIGURDSSON Gudjon Valur | 7/11 | 64 | 1/1 | 1/2 | 3/4 | | 2/4 | | | | | |
| 10 | GUDJONSSON Snorri Steinn | 6/11 | 55 | 2/4 | | 3/4 | 1/1 | 0/1 | 0/1 | | | | |
| 11 | STEFANSSON Olafur | 5/8 | 63 | 1/1 | | 2/4 | | 1/1 | 1/2 | | | | |
| 14 | ASGEIRSSON Sturla | | | | | | | | | | | | |
| 15 | PETERSSON Alexander | 2/5 | 40 | | | 0/1 | | 2/4 | | | 1 | | |
| 16 | GUDMUNDSSON Hreidar Levy | | | | | | | | | | | | |
| 17 | JAKOBSSON Sverre Andreas | | | | | | | | | 1 | 2 | | |
| 18 | GUNNARSSON Robert | 2/4 | 50 | 2/4 | | | | | | | 1 | | |
| 19 | INGMUNDARSON Ingimundur | 2/2 | 100 | | | | | 2/2 | | 1 | 1 | | |
| | Bench/Team | | | | | | | | | 1 | | | |
| Totals | | 36/61 | 59 | 8/12 | 2/3 | 16/28 | 1/1 | 8/14 | 1/3 | 4 | 9 | 0 | 0 |

| Goalkeepers | | Saves | | | | | | | |
|-------------|--------------------------|-------|----|------|------|------|-----|-----|-----|
| No. | Name | S/S | % | 6m | Wing | 9m | 7m | FB | BT |
| 1 | GUSTAVSSON Bjorgvin Pall | 15/45 | 33 | 2/11 | 3/9 | 9/15 | 0/2 | 1/5 | 0/3 |
| 16 | GUDMUNDSSON Hreidar Levy | | | | | | | | |
| Totals | | 15/45 | 33 | 2/11 | 3/9 | 9/15 | 0/2 | 1/5 | 0/3 |

ESP - Spain

| Players | | Shots | | | | | | | | Penalties | | | |
|---------|-----------------------|-------|-----|------|------|------|-----|-----|-----|-----------|------|----|----|
| No. | Name | G/S | % | 6m | Wing | 9m | 7m | FB | BT | YC | 2Min | RC | EX |
| 1 | HOMBRADOS Jose Javier | | | | | | | | | | | | |
| 2 | ENTRERRIOS Alberto | 0/4 | 0 | | | 0/4 | | | | | | | |
| 4 | ROCAS Albert | 7/11 | 64 | 2/2 | 3/6 | | 2/2 | 0/1 | | | | | |
| 5 | ENTRERRIOS Raul | 3/5 | 60 | | | 1/3 | | 1/1 | 1/1 | 1 | | | |
| 6 | GARABAYA Ruben | 2/3 | 67 | 2/3 | | | | | | 1 | 2 | | |
| 7 | PRIETO Carlos | 4/6 | 67 | 4/5 | | | | 0/1 | | | 3 | 1 | |
| 8 | BELAUSTEGUI Jon | 3/5 | 60 | 1/1 | | 2/4 | | | | 1 | | | |
| 11 | LOZANO Demetrio | 1/1 | 100 | | | 1/1 | | | | | | | |
| 15 | DAVIS David | | | | | | | | | | | | |
| 16 | BARRUFET David | | | | | | | | | | | | |
| 17 | GARCIA Juan | 5/7 | 71 | 0/1 | 3/3 | | 0/1 | 2/2 | | | | | |
| 18 | ROMERO Iker | 5/10 | 50 | | | 2/7 | | 1/1 | 2/2 | | | | |
| 21 | MALMAGRO Cristian | 0/2 | 0 | | | 0/2 | | | | | | | |
| 27 | TOMAS Victor | 0/1 | 0 | | 0/1 | | | | | | | | |
| | Bench/Team | | | | | | | | | | | | |
| Totals | | 30/55 | 55 | 9/12 | 6/10 | 6/21 | 2/3 | 4/6 | 3/3 | 3 | 5 | 1 | 0 |

| Goalkeepers | | Saves | | | | | | | |
|-------------|-----------------------|-------|----|------|------|------|-----|------|-----|
| No. | Name | S/S | % | 6m | Wing | 9m | 7m | FB | BT |
| 1 | HOMBRADOS Jose Javier | 1/8 | 13 | 1/1 | | 0/4 | | 0/3 | |
| 16 | BARRUFET David | 18/47 | 38 | 3/11 | 1/3 | 7/19 | 0/1 | 5/10 | 2/3 |
| Totals | | 19/55 | 35 | 4/12 | 1/3 | 7/23 | 0/1 | 5/13 | 2/3 |

1st Half

| | |
|-----------------|------------------------|
| PETERSSON A | 1 (2') 0 |
| GUDJONSSON SS | 2 (3') 0 |
| SIGURDSSON GV | 3 (3') 0 |
| GUDJONSSON SS | 4 (5') 0 |
| PETERSSON A | 5 (5') 0 |
| | 5 (6') 1 GARABAYA R |
| GUDJONSSON SS | 6 (7') 1 |
| | 6 (7') 2 GARCIA J |
| GUDJONSSON SS | 7 (8') 2 |
| | 7 (9') 3 ROMERO I |
| STEFANSSON O | 8 (9') 3 |
| | 8 (10') 4 ROCAS A |
| | 8 (11') 5 GARCIA J |
| | 8 (11') 6 ENTRERRIOS R |
| | 8 (12') 7 ROMERO I |
| STEFANSSON O | 9 (14') 7 |
| | 9 (15') 8 ROMERO I |
| | 9 (16') 9 LOZANO D |
| GEIRSSON L | 10 (18') 9 |
| INGMUNDARSON I | 11 (19') 9 |
| HALLGRIMSSON AO | 12 (21') 9 |
| HALLGRIMSSON AO | 13 (22') 9 |
| | 13 (24') 10 GARCIA J |
| | 13 (25') 11 GARCIA J |
| | 13 (26') 12 PRIETO C |
| | 13 (27') 13 PRIETO C |
| STEFANSSON O | 14 (27') 13 |
| GUDJONSSON SS | 15 (28') 13 |
| | 15 (28') 14 PRIETO C |
| SIGURDSSON GV | 16 (29') 14 |
| | 16 (30') 15 ROMERO I |
| GUDJONSSON SS | 17 (30') 15 |

2nd Half

| | |
|-----------------|---------------------------|
| INGMUNDARSON I | 18 (31') 15 |
| | 18 (32') 16 BELAUSTEGUI J |
| | 18 (33') 17 ROCAS A |
| GEIRSSON L | 19 (34') 17 |
| | 19 (34') 18 ROCAS A |
| HALLGRIMSSON AO | 20 (35') 18 |
| | 20 (35') 19 PRIETO C |
| SIGURDSSON GV | 21 (36') 19 |
| | 21 (36') 20 BELAUSTEGUI J |
| GEIRSSON L | 22 (37') 20 |
| SIGURDSSON GV | 23 (38') 20 |
| SIGURDSSON S | 24 (39') 20 |
| | 24 (40') 21 GARABAYA R |
| SIGURDSSON GV | 25 (41') 21 |
| | 25 (41') 22 ROCAS A |
| GEIRSSON L | 26 (42') 22 |
| STEFANSSON O | 27 (43') 22 |
| | 27 (44') 23 ROCAS A |
| | 27 (45') 24 ENTRERRIOS R |
| GEIRSSON L | 28 (46') 24 |
| GUNNARSSON R | 29 (47') 24 |
| GEIRSSON L | 30 (48') 24 |
| | 30 (48') 25 BELAUSTEGUI J |
| GEIRSSON L | 31 (51') 25 |
| | 31 (51') 26 ROCAS A |
| GUNNARSSON R | 32 (53') 26 |
| SIGURDSSON GV | 33 (53') 26 |
| | 33 (54') 27 ROCAS A |
| | 33 (54') 28 GARCIA J |
| | 33 (57') 29 ROMERO I |
| SIGURDSSON S | 34 (58') 29 |
| | 34 (59') 30 ENTRERRIOS R |
| SIGURDSSON GV | 35 (60') 30 |
| STEFANSSON O | 36 (60') 30 |

| | | | | | |
|-------------------------|------------------------|----------------------------------|-------------------------|-------------------------|-------------------------|
| Legend: | % Efficiency | 2Min 2 Minute Suspensions | 6m 6-metre Shots | 7m 7-metre Shots | 9m 9-metre Shots |
| BT Breakthroughs | EX Exclusions | FB Fast Breaks | G/S Goals/Shots | RC Red Cards | |
| S/S Saves/Shots | Wing Wing Shots | YC Yellow Cards | | | |



MATCH TEAM STATISTICS

参赛队技术统计 / STATISTIQUES DU MATCH PAR ÉQUIPE

ISL 36 - 30 ESP
 (17 - 15) (19 - 15)

Referees: (25) KRSTIC N / (26) LJUBIC P (SLO)

ISL - Iceland

| No. | Name | Shots | | | | | | | | Offence | | Defence | | Penalties | | | | TP |
|---------------|--------------------------|-------|-----|------|------|-------|-----|------|-----|---------|----|---------|----|-----------|------|----|----|-------|
| | | G/S | % | 6m | Wing | 9m | 7m | FB | BT | AS | TF | ST | BS | YC | 2Min | RC | EX | |
| 1 | GUSTAVSSON Bjorgvin Pall | | | | | | | | | | | | | 1 | | | | 60:00 |
| 3 | GEIRSSON Logi | 7/11 | 64 | 1/1 | | 6/9 | | 0/1 | | 1 | 2 | 1 | | | 1 | | | 38:36 |
| 5 | SIGURDSSON Sigfus | 2/2 | 100 | 1/1 | | | | 1/1 | | | | 1 | | | 2 | | | 17:32 |
| 6 | HALLGRIMSSON Asgeir Orn | 3/4 | 75 | | 1/1 | 2/3 | | | | 1 | 1 | | | | | | | 36:03 |
| 7 | ATLASON Amor | 0/3 | 0 | | | 0/3 | | | | | 2 | | | | 1 | | | 23:57 |
| 9 | SIGURDSSON Gudjon Valur | 7/11 | 64 | 1/1 | 1/2 | 3/4 | | 2/4 | | 2 | 3 | 1 | | | | | | 60:00 |
| 10 | GUDJONSSON Snorri Steinn | 6/11 | 55 | 2/4 | | 3/4 | 1/1 | 0/1 | 0/1 | 1 | | | | | | | | 30:17 |
| 11 | STEFANSSON Olafur | 5/8 | 63 | 1/1 | | 2/4 | | 1/1 | 1/2 | 9 | 2 | | | | | | | 54:08 |
| 14 | ASGEIRSSON Sturla | | | | | | | | | | | | | | | | | |
| 15 | PETERSSON Alexander | 2/5 | 40 | | | 0/1 | | 2/4 | | | 2 | 3 | | | 1 | | | 32:13 |
| 16 | GUDMUNDSSON Hreidar Levy | | | | | | | | | | | | | | | | | |
| 17 | JAKOBSSON Sverre Andreas | | | | | | | | | | 1 | 1 | | 1 | 2 | | | 21:33 |
| 18 | GUNNARSSON Robert | 2/4 | 50 | 2/4 | | | | | | | 1 | | | | 1 | | | 24:49 |
| 19 | INGIMUNDARSON Ingimundur | 2/2 | 100 | | | | | 2/2 | | | | | | 1 | 1 | | | 20:52 |
| | Bench/Team | | | | | | | | | | 1 | | | 1 | | | | |
| Totals | | 36/61 | 59 | 8/12 | 2/3 | 16/28 | 1/1 | 8/14 | 1/3 | 14 | 15 | 6 | 1 | 4 | 9 | 0 | 0 | |

| No. | Name | Total Shots | | 6m Shots | | Wing Shots | | 9m Shots | | 7m Shots | | Fast Breaks | | Breakthroughs | |
|---------------|--------------------------|-------------|----|----------|----|------------|----|----------|----|----------|---|-------------|----|---------------|---|
| | | S/S | % | S/S | % | S/S | % | S/S | % | S/S | % | S/S | % | S/S | % |
| 1 | GUSTAVSSON Bjorgvin Pall | 15/45 | 33 | 2/11 | 18 | 3/9 | 33 | 9/15 | 60 | 0/2 | 0 | 1/5 | 20 | 0/3 | 0 |
| 16 | GUDMUNDSSON Hreidar Levy | | | | | | | | | | | | | | |
| Totals | | 15/45 | 33 | 2/11 | 18 | 3/9 | 33 | 9/15 | 60 | 0/2 | 0 | 1/5 | 20 | 0/3 | 0 |

| Team Shots | Goals | Saves | Missed | Post | Blocked | Total | % |
|---------------|-------|-------|--------|------|---------|-------|-----|
| 6m Shots | 8 | 4 | 0 | 0 | 0 | 12 | 67 |
| Wing Shots | 2 | 1 | 0 | 0 | 0 | 3 | 67 |
| 9m Shots | 16 | 7 | 1 | 0 | 4 | 28 | 57 |
| 7m Shots | 1 | 0 | 0 | 0 | n/a | 1 | 100 |
| Fast Breaks | 8 | 5 | 1 | 0 | 0 | 14 | 57 |
| Breakthroughs | 1 | 2 | 0 | 0 | 0 | 3 | 33 |
| Totals | 36 | 19 | 2 | 0 | 4 | 61 | 59 |

Number of Attacks: 65, Scoring Efficiency: 55%



MATCH TEAM STATISTICS
 参赛队技术统计 / STATISTIQUES DU MATCH PAR ÉQUIPE

ISL 36 - 30 ESP
 (17 - 15) (19 - 15)

Referees: (25) KRSTIC N / (26) LJUBIC P (SLO)

ISL - Iceland

Shots Distribution

Players

Goals / Shots

| 3 GEIRSSON L | 5 SIGURDSSON S | 6 HALLGRIMSSON AO | 7 ATLASON A | 9 SIGURDSSON GV | 10 GUDJONSSON SS | 11 STEFANSSON O |
|--------------|----------------|--------------------|--------------------|-----------------|------------------|-----------------|
| 1/2 | 0/1 | 1/1 | 0/1 | 1/1 | 1/1 | 2/2 |
| 5/5 | 1/2 | 2/2 | | 2/2 | 1/1 | 0/1 |
| 1-Blocked | 1/1 | 1-Blocked 1-Missed | 1-Blocked 1-Missed | | 1-Blocked | 2/3 |

| 14 ASGEIRSSON S | 15 PETERSSON A | 17 JAKOBSSON SA | 18 GUNNARSSON R | 19 INGIMUNDARSON I |
|-----------------|----------------|-----------------|-----------------|--------------------|
| | 0/1 | | 0/1 | 1/1 |
| | 0/1 | | 0/1 | 2/2 |
| | 1/1 | | 1/1 | |
| | 1/2 | | | |

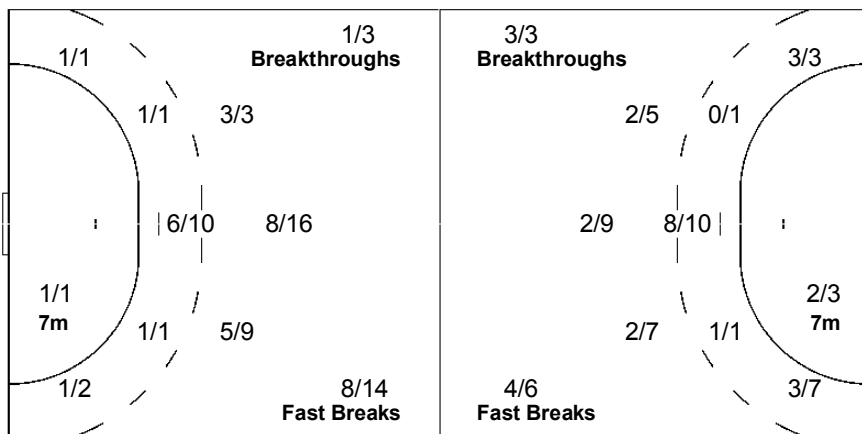
Team

Goals / Shots

| | | |
|-------|-----|-------|
| 4/5 | 0/2 | 3/5 |
| 1/3 | 0/2 | 2/3 |
| 12/13 | 2/6 | 12/16 |

2-Missed 4-Blocked

Offence



Defence

Goalkeepers

Saves / Shots

| | | |
|-----|-----|-----|
| 1/4 | 1/1 | 2/6 |
| 2/5 | | 2/4 |
| 4/9 | 1/7 | 2/9 |

1 GUSTAVSSON BP

| | | |
|-----|-----|-----|
| 1/4 | 1/1 | 2/6 |
| 2/5 | | 2/4 |
| 4/9 | 1/7 | 2/9 |

16 GUDMUNDSSON HL

| | | |
|--|--|--|
| | | |
| | | |
| | | |



MATCH TEAM STATISTICS
 参赛队技术统计 / STATISTIQUES DU MATCH PAR ÉQUIPE

ISL 36 - 30 ESP
 (17 - 15) (19 - 15)

Referees: (25) KRSTIC N / (26) LJUBIC P (SLO)

ESP - Spain

| No. | Name | Shots | | | | | | | | Offence | | Defence | | Penalties | | | | TP |
|---------------|-----------------------|-------|-----|------|------|------|-----|-----|-----|---------|----|---------|----|-----------|------|----|----|-------|
| | | G/S | % | 6m | Wing | 9m | 7m | FB | BT | AS | TF | ST | BS | YC | 2Min | RC | EX | |
| 1 | HOMBRADOS Jose Javier | | | | | | | | | | | | | | | | | 9:06 |
| 2 | ENTRERRIOS Alberto | 0/4 | 0 | | | 0/4 | | | | 1 | | 1 | | | | | | 9:18 |
| 4 | ROCAS Albert | 7/11 | 64 | 2/2 | 3/6 | | 2/2 | 0/1 | | | 1 | | | | | | | 54:58 |
| 5 | ENTRERRIOS Raul | 3/5 | 60 | | | 1/3 | | 1/1 | 1/1 | 6 | 2 | | | 1 | | | | 45:56 |
| 6 | GARABAYA Ruben | 2/3 | 67 | 2/3 | | | | | | 1 | 3 | | | 1 | 2 | | | 45:01 |
| 7 | PRIETO Carlos | 4/6 | 67 | 4/5 | | | | 0/1 | | | 1 | | 3 | | 3 | 1 | | 27:23 |
| 8 | BELAUSTEGUI Jon | 3/5 | 60 | 1/1 | | 2/4 | | | | 3 | 2 | | | 1 | | | | 50:07 |
| 11 | LOZANO Demetrio | 1/1 | 100 | | | 1/1 | | | | | 1 | | 1 | | | | | 18:31 |
| 15 | DAVIS David | | | | | | | | | | | | | | | | | 14:07 |
| 16 | BARRUFET David | | | | | | | | | | | | | | | | | 50:54 |
| 17 | GARCIA Juan | 5/7 | 71 | 0/1 | 3/3 | | 0/1 | 2/2 | | 1 | | | | | | | | 40:46 |
| 18 | ROMERO Iker | 5/10 | 50 | | | 2/7 | | 1/1 | 2/2 | 4 | 3 | | | | | | | 38:48 |
| 21 | MALMAGRO Cristian | 0/2 | 0 | | | 0/2 | | | | | 1 | | | | | | | 10:03 |
| 27 | TOMAS Victor | 0/1 | 0 | | 0/1 | | | | | | | | | | | | | 5:02 |
| | Bench/Team | | | | | | | | | | | | | | | | | |
| Totals | | 30/55 | 55 | 9/12 | 6/10 | 6/21 | 2/3 | 4/6 | 3/3 | 16 | 14 | 1 | 4 | 3 | 5 | 1 | 0 | |

| No. | Name | Total Shots | | 6m Shots | | Wing Shots | | 9m Shots | | 7m Shots | | Fast Breaks | | Breakthroughs | |
|---------------|-----------------------|-------------|----|----------|-----|------------|----|----------|----|----------|---|-------------|----|---------------|----|
| | | S/S | % | S/S | % | S/S | % | S/S | % | S/S | % | S/S | % | S/S | % |
| 1 | HOMBRADOS Jose Javier | 1/8 | 13 | 1/1 | 100 | | | 0/4 | 0 | | | 0/3 | 0 | | |
| 16 | BARRUFET David | 18/47 | 38 | 3/11 | 27 | 1/3 | 33 | 7/19 | 37 | 0/1 | 0 | 5/10 | 50 | 2/3 | 67 |
| Totals | | 19/55 | 35 | 4/12 | 33 | 1/3 | 33 | 7/23 | 30 | 0/1 | 0 | 5/13 | 38 | 2/3 | 67 |

| Team Shots | Goals | Saves | Missed | Post | Blocked | Total | % |
|---------------|-------|-------|--------|------|---------|-------|-----|
| 6m Shots | 9 | 2 | 1 | 0 | 0 | 12 | 75 |
| Wing Shots | 6 | 3 | 0 | 1 | 0 | 10 | 60 |
| 9m Shots | 6 | 9 | 2 | 3 | 1 | 21 | 29 |
| 7m Shots | 2 | 0 | 0 | 1 | n/a | 3 | 67 |
| Fast Breaks | 4 | 1 | 0 | 1 | 0 | 6 | 67 |
| Breakthroughs | 3 | 0 | 0 | 0 | 0 | 3 | 100 |
| Totals | 30 | 15 | 3 | 6 | 1 | 55 | 55 |

Number of Attacks: 66, Scoring Efficiency: 45%



MATCH TEAM STATISTICS
 参赛队技术统计 / STATISTIQUES DU MATCH PAR ÉQUIPE

ISL 36 - 30 ESP
 (17 - 15) (19 - 15)

Referees: (25) KRSTIC N / (26) LJUBIC P (SLO)

ESP - Spain

Shots Distribution

| Players | | | Goals / Shots | | | |
|---------------------------|---------------------------|-------------------------------|---------------|-----------------------|-----------------|-------------|
| 2 ENTRERRIOS A | 4 ROCAS A | 5 ENTRERRIOS R | 6 GARABAYA R | 7 PRIETO C | 8 BELAUSTEGUI J | 11 LOZANO D |
| 0/1 | 2/2 1/2 0/1 3/3 1/1 | 0/1 1/1 2/3 | 1/1 1/1 | 1/1 0/1 0/1 1/1 | 2/2 1/1 | 1/1 |
| 1-Missed 1-Post 1-Blocked | 2-Post | | 1-Missed | | 1-Missed 1-Post | |
| 15 DAVIS D | 17 GARCIA J | 18 ROMERO I | 21 MALMAGRO C | 27 TOMAS V | | |
| 0/1 | 0/1 0/1 3/3 2/2 | 0/1 0/1 1/1 2/2 0/1 2/3 | 0/1 | 0/1 | | |
| | 1-Post | 1-Post | | | | |

| Team | Offence | Defence | Goalkeepers |
|--|---------|---------|--|
| Goals / Shots | | | Saves / Shots |
| 3/4 3/5 5/9 3-Missed 6-Post 1-Blocked | | | 1/5 2/2 2/5 2/3 2/2 1/3 1/13 4/6 4/16 1 HOMBRADOS JJ 0/1 0/1 0/4 1/1 0/1 16 BARRUFET D 1/4 2/2 2/4 2/3 2/2 1/3 1/9 3/5 4/15 |

| | | | | | |
|----------------------------|---------------------------|----------------------------------|-------------------------|-------------------------|-------------------------|
| Legend: | % Efficiency | 2Min 2 Minute Suspensions | 6m 6-metre Shots | 7m 7-metre Shots | 9m 9-metre Shots |
| AS Assists | BS Blocked Shots | BT Breakthroughs | EX Exclusions | FB Fast Breaks | ST Steals |
| G/S Goals/Shots | n/a not applicable | RC Red Cards | S/S Saves/Shots | | |
| TF Technical Faults | TP Time Played | Wing Wing Shots | YC Yellow Cards | | |



RESULTS
 比赛成绩 / RÉSULTATS
DEN 37 - 26 KOR
 (15 - 13) (22 - 13)

Referees: (1) AIRES MENEZES J / (2) APARECIDO PINTO R (BRA)

RUNNING SCORE
DEN - KOR

DEN - Denmark

| Players | | Shots | | | | | | | | Penalties | | | |
|---------|---------------------------|-------|-----|-----|------|-------|-----|------|-----|-----------|------|----|----|
| No. | Name | G/S | % | 6m | Wing | 9m | 7m | FB | BT | YC | 2Min | RC | EX |
| 1 | HVIDT Kasper | | | | | | | | | | | | |
| 4 | BOESEN Lasse | | | | | | | | | | | | |
| 6 | JOERGENSEN Lars Troels | 1/1 | 100 | | | | | 1/1 | | 1 | 1 | | |
| 7 | JENSEN Jesper | 4/5 | 80 | 1/1 | | 1/1 | | 1/1 | 1/2 | 1 | 1 | | |
| 9 | CHRISTIANSEN Lars Roslyng | 7/8 | 88 | | 3/4 | | 1/1 | 3/3 | | | | | |
| 12 | HENRIKSEN Peter | | | | | | | | | | | | |
| 13 | SPELLERBERG Bo | 0/2 | 0 | | | | | 0/2 | | | | | |
| 15 | HANSEN Mikkel | 8/10 | 80 | 0/1 | | 7/8 | | | 1/1 | | | | |
| 19 | NOEDDESBO Jesper | 6/7 | 86 | 4/4 | | | | 2/3 | | 1 | 2 | | |
| 22 | SARUP Kasper Soendergaard | 4/4 | 100 | | | 3/3 | | | 1/1 | | | | |
| 23 | BOLDSEN Joachim Rietveld | | | | | | | | | | | | |
| 24 | LINDBERG Hans Ottar | 7/7 | 100 | | 3/3 | 1/1 | | 1/1 | 2/2 | | | | |
| 25 | BRUUN JOERGENSEN Klavs | 0/1 | 0 | | | 0/1 | | | | | | | |
| | Bench/Team | | | | | | | | | | | | |
| Totals | | 37/45 | 82 | 5/6 | 6/7 | 12/14 | 1/1 | 8/11 | 5/6 | 3 | 4 | 0 | 0 |

| Goalkeepers | | Saves | | | | | | | |
|-------------|-----------------|-------|----|-----|------|-------|-----|-----|-----|
| No. | Name | S/S | % | 6m | Wing | 9m | 7m | FB | BT |
| 1 | HVIDT Kasper | 0/10 | 0 | 0/3 | | 0/4 | 0/1 | 0/2 | |
| 12 | HENRIKSEN Peter | 11/27 | 41 | 1/4 | 0/1 | 10/17 | | 0/4 | 0/1 |
| Totals | | 11/37 | 30 | 1/7 | 0/1 | 10/21 | 0/1 | 0/6 | 0/1 |

KOR - Korea

| Players | | Shots | | | | | | | | Penalties | | | |
|---------|----------------|-------|-----|-----|------|-------|-----|-----|-----|-----------|------|----|----|
| No. | Name | G/S | % | 6m | Wing | 9m | 7m | FB | BT | YC | 2Min | RC | EX |
| 1 | HAN Kyungtai | | | | | | | | | | | | |
| 2 | JEONG Yikyong | 4/9 | 44 | | | 4/9 | | | | | | | |
| 6 | KIM Teawan | | | | | | | | | | | | |
| 7 | JUNG Suyoung | 4/11 | 36 | | 1/1 | 2/9 | | 1/1 | | | | | |
| 8 | PARK Junggeu | 5/6 | 83 | 4/5 | | | | 1/1 | | 1 | 1 | | |
| 10 | PARK Chanyong | | | | | | | | | | | | |
| 13 | YOON Kyungshin | 1/4 | 25 | | | 1/4 | | | | | | | |
| 14 | CHO Chihyo | | | | | | | | | | | | |
| 15 | LEE Teayoung | 1/1 | 100 | 1/1 | | | | | | 1 | | | |
| 16 | KANG Ilkoo | | | | | | | | | | | | |
| 17 | LEE Jaewoo | 1/1 | 100 | | | | | | 1/1 | | | | |
| 18 | PAEK Wonchul | | | | | | | | | | | | |
| 20 | KO Kyungsoo | 10/16 | 63 | 1/1 | | 4/10 | 1/1 | 4/4 | | | | | |
| 23 | YOON Kyungmin | 0/2 | 0 | | 0/1 | 0/1 | | | | | | | |
| | Bench/Team | | | | | | | | | | | | |
| Totals | | 26/50 | 52 | 6/7 | 1/2 | 11/33 | 1/1 | 6/6 | 1/1 | 2 | 1 | 0 | 0 |

| Goalkeepers | | Saves | | | | | | | |
|-------------|--------------|-------|----|-----|------|------|-----|------|-----|
| No. | Name | S/S | % | 6m | Wing | 9m | 7m | FB | BT |
| 1 | HAN Kyungtai | 1/12 | 8 | 0/1 | 0/3 | 0/3 | | 1/2 | 0/3 |
| 16 | KANG Ilkoo | 3/29 | 10 | 1/5 | 0/3 | 1/10 | 0/1 | 1/8 | 0/2 |
| Totals | | 4/41 | 10 | 1/6 | 0/6 | 1/13 | 0/1 | 2/10 | 0/5 |

| | | 1st Half | |
|-----------------|---------|-------------|--|
| NOEDDESBO J | | 1 (1') 0 | |
| CHRISTIANSEN LR | | 2 (3') 0 | |
| CHRISTIANSEN LR | JEONG Y | 2 (4') 1 | |
| CHRISTIANSEN LR | | 3 (5') 1 | |
| CHRISTIANSEN LR | JUNG S | 3 (5') 2 | |
| CHRISTIANSEN LR | JEONG Y | 3 (6') 3 | |
| LINDBERG HO | | 4 (6') 3 | |
| LINDBERG HO | | 5 (8') 3 | |
| LINDBERG HO | KO K | 5 (8') 4 | |
| LINDBERG HO | | 6 (11') 4 | |
| LINDBERG HO | KO K | 6 (11') 5 | |
| LINDBERG HO | PARK J | 6 (12') 6 | |
| LINDBERG HO | KO K | 6 (13') 7 | |
| SARUP KS | | 7 (13') 7 | |
| SARUP KS | KO K | 7 (14') 8 | |
| SARUP KS | PARK J | 7 (15') 9 | |
| SARUP KS | PARK J | 7 (17') 10 | |
| LINDBERG HO | | 8 (18') 10 | |
| NOEDDESBO J | | 9 (19') 10 | |
| NOEDDESBO J | KO K | 9 (19') 11 | |
| LINDBERG HO | | 10 (22') 11 | |
| JENSEN J | | 11 (24') 11 | |
| CHRISTIANSEN LR | | 12 (25') 11 | |
| NOEDDESBO J | | 13 (26') 11 | |
| NOEDDESBO J | JUNG S | 13 (28') 12 | |
| HANSEN M | | 14 (29') 12 | |
| HANSEN M | JEONG Y | 14 (29') 13 | |
| LINDBERG HO | | 15 (30') 13 | |

| | | 2nd Half | |
|-----------------|---------|-------------|-------|
| | | 15 (31') 14 | KO K |
| | | 15 (33') 15 | LEE T |
| HANSEN M | | 16 (33') 15 | |
| HANSEN M | | 17 (34') 15 | |
| JENSEN J | | 18 (36') 15 | |
| JENSEN J | JEONG Y | 18 (37') 16 | |
| HANSEN M | | 19 (38') 16 | |
| LINDBERG HO | | 20 (39') 16 | |
| JENSEN J | | 21 (40') 16 | |
| JENSEN J | LEE J | 21 (40') 17 | |
| HANSEN M | | 22 (41') 17 | |
| CHRISTIANSEN LR | | 23 (42') 17 | |
| CHRISTIANSEN LR | KO K | 23 (43') 18 | |
| NOEDDESBO J | | 24 (43') 18 | |
| NOEDDESBO J | KO K | 24 (44') 19 | |
| NOEDDESBO J | JUNG S | 24 (44') 20 | |
| NOEDDESBO J | | 25 (44') 20 | |
| NOEDDESBO J | JUNG S | 25 (45') 21 | |
| CHRISTIANSEN LR | | 26 (46') 21 | |
| CHRISTIANSEN LR | KO K | 26 (47') 22 | |
| CHRISTIANSEN LR | | 27 (48') 22 | |
| CHRISTIANSEN LR | YOON K | 27 (49') 23 | |
| NOEDDESBO J | | 28 (49') 23 | |
| JOERGENSEN LT | | 29 (50') 23 | |
| JOERGENSEN LT | PARK J | 29 (51') 24 | |
| SARUP KS | | 30 (52') 24 | |
| HANSEN M | | 31 (53') 24 | |
| JENSEN J | | 32 (54') 24 | |
| JENSEN J | KO K | 32 (55') 25 | |
| HANSEN M | | 33 (56') 25 | |
| HANSEN M | PARK J | 33 (56') 26 | |
| SARUP KS | | 34 (57') 26 | |
| HANSEN M | | 35 (58') 26 | |
| SARUP KS | | 36 (59') 26 | |
| CHRISTIANSEN LR | | 37 (60') 26 | |

| | | | | | |
|-------------------------|------------------------|----------------------------------|-------------------------|-------------------------|-------------------------|
| Legend: | % Efficiency | 2Min 2 Minute Suspensions | 6m 6-metre Shots | 7m 7-metre Shots | 9m 9-metre Shots |
| BT Breakthroughs | EX Exclusions | FB Fast Breaks | G/S Goals/Shots | RC Red Cards | |
| S/S Saves/Shots | Wing Wing Shots | YC Yellow Cards | | | |



MATCH TEAM STATISTICS

参赛队技术统计 / STATISTIQUES DU MATCH PAR ÉQUIPE

DEN 37 - 26 KOR

(15 - 13) (22 - 13)

Referees: (1) AIRES MENEZES J / (2) APARECIDO PINTO R (BRA)

DEN - Denmark

| No. | Name | Shots | | | | | | | | Offence | | Defence | | Penalties | | | TP | |
|---------------|---------------------------|-------|-----|-----|------|-------|-----|------|-----|---------|----|---------|----|-----------|------|----|----|-------|
| | | G/S | % | 6m | Wing | 9m | 7m | FB | BT | AS | TF | ST | BS | YC | 2Min | RC | | EX |
| 1 | HVIDT Kasper | | | | | | | | | | | | | | | | | 16:56 |
| 4 | BOESEN Lasse | | | | | | | | | | | | | | | | | |
| 6 | JOERGENSEN Lars Troels | 1/1 | 100 | | | | | 1/1 | | 1 | 1 | | 3 | 1 | 1 | | | 33:17 |
| 7 | JENSEN Jesper | 4/5 | 80 | 1/1 | | 1/1 | | 1/1 | 1/2 | 6 | 2 | | 2 | 1 | 1 | | | 57:07 |
| 9 | CHRISTIANSEN Lars Roslyng | 7/8 | 88 | | 3/4 | | | 1/1 | 3/3 | | 1 | | | | | | | 60:00 |
| 12 | HENRIKSEN Peter | | | | | | | | | 2 | | | | | | | | 43:04 |
| 13 | SPELLERBERG Bo | 0/2 | 0 | | | | | 0/2 | | 2 | 1 | | | | | | | 15:28 |
| 15 | HANSEN Mikkel | 8/10 | 80 | 0/1 | | 7/8 | | | 1/1 | 3 | | 1 | | | | | | 26:02 |
| 19 | NOEDDESBO Jesper | 6/7 | 86 | 4/4 | | | | | 2/3 | 1 | 3 | 1 | 3 | 1 | 2 | | | 58:12 |
| 22 | SARUP Kasper Soendergaard | 4/4 | 100 | | | 3/3 | | | 1/1 | 2 | 2 | | | | | | | 13:35 |
| 23 | BOLDBSEN Joachim Rietveld | | | | | | | | | 1 | | 3 | | | | | | 21:42 |
| 24 | LINDBERG Hans Ottar | 7/7 | 100 | | 3/3 | 1/1 | | 1/1 | 2/2 | 1 | 1 | 1 | | | | | | 60:00 |
| 25 | BRUUN JOERGENSEN Klavs | 0/1 | 0 | | | 0/1 | | | | | 2 | | | | | | | 14:37 |
| | Bench/Team | | | | | | | | | | | | | | | | | |
| Totals | | 37/45 | 82 | 5/6 | 6/7 | 12/14 | 1/1 | 8/11 | 5/6 | 19 | 13 | 6 | 8 | 3 | 4 | 0 | 0 | |

| No. | Name | Total Shots | | 6m Shots | | Wing Shots | | 9m Shots | | 7m Shots | | Fast Breaks | | Breakthroughs | |
|---------------|-----------------|-------------|----|----------|----|------------|---|----------|----|----------|---|-------------|---|---------------|---|
| | | S/S | % | S/S | % | S/S | % | S/S | % | S/S | % | S/S | % | S/S | % |
| 1 | HVIDT Kasper | 0/10 | 0 | 0/3 | 0 | | | 0/4 | 0 | 0/1 | 0 | 0/2 | 0 | | |
| 12 | HENRIKSEN Peter | 11/27 | 41 | 1/4 | 25 | 0/1 | 0 | 10/17 | 59 | | | 0/4 | 0 | 0/1 | 0 |
| Totals | | 11/37 | 30 | 1/7 | 14 | 0/1 | 0 | 10/21 | 48 | 0/1 | 0 | 0/6 | 0 | 0/1 | 0 |

| Team Shots | Goals | Saves | Missed | Post | Blocked | Total | % |
|---------------|-------|-------|--------|------|---------|-------|-----|
| 6m Shots | 5 | 1 | 0 | 0 | 0 | 6 | 83 |
| Wing Shots | 6 | 0 | 0 | 1 | 0 | 7 | 86 |
| 9m Shots | 12 | 1 | 0 | 0 | 1 | 14 | 86 |
| 7m Shots | 1 | 0 | 0 | 0 | n/a | 1 | 100 |
| Fast Breaks | 8 | 2 | 1 | 0 | 0 | 11 | 73 |
| Breakthroughs | 5 | 0 | 1 | 0 | 0 | 6 | 83 |
| Totals | 37 | 4 | 2 | 1 | 1 | 45 | 82 |

Number of Attacks: 57, Scoring Efficiency: 65%



MATCH TEAM STATISTICS
 参赛队技术统计 / STATISTIQUES DU MATCH PAR ÉQUIPE

DEN 37 - 26 KOR
 (15 - 13) (22 - 13)

Referees: (1) AIRES MENEZES J / (2) APARECIDO PINTO R (BRA)

DEN - Denmark

Shots Distribution

| Players | | | Goals / Shots | | | |
|-------------|-----------------|----------------|-----------------------|------------------|-------------|----------------|
| 4 BOESEN L | 6 JOERGENSEN LT | 7 JENSEN J | 9 CHRISTIANSEN LR | 13 SPELLERBERG B | 15 HANSEN M | 19 NOEDDESBO J |
| | | 1/1 | 2/2 1/1 2/2 | | 1/1 2/2 | 1/1 1/1 |
| | | | 1/1 | 0/1 | 2/2 0/1 | 1/2 |
| | 1/1 | 1/1 2/2 | | | 3/3 | 1/1 2/2 |
| | | 1-Missed | 1-Post | 1-Missed | 1-Blocked | |
| 22 SARUP KS | 23 BOLDSSEN JR | 24 LINDBERG HO | 25 BRUUN JOERGENSEN K | | | |
| 1/1 | | 1/1 2/2 | | | | |
| | | | | | | |
| 1/1 | | 1/1 1/1 2/2 | 0/1 | | | |

| Team | Offence | Defence | Goalkeepers | | | | | | | | | | | | | | | | | | | | | | | | | | | | | | | | | | | | |
|---|---------|---------|---------------|-----|--|-----|-----|-----|-----|--|--|--|-----|-----|-----|--|-----|-----|------|-----|------|-----|--|-----|--|--|-----|-----|--|-----|-----|-----|-----|--|-----|-----|-----|-----|-----|
| Goals / Shots | | | Saves / Shots | | | | | | | | | | | | | | | | | | | | | | | | | | | | | | | | | | | | |
| <table border="1"> <tr><td>6/6</td><td>3/3</td><td>6/6</td></tr> <tr><td>4/5</td><td></td><td>1/3</td></tr> <tr><td>8/8</td><td>1/2</td><td>8/8</td></tr> </table> <p>2-Missed 1-Post 1-Blocked</p> | 6/6 | 3/3 | 6/6 | 4/5 | | 1/3 | 8/8 | 1/2 | 8/8 | | | <table border="1"> <tr><td>1/3</td><td>0/1</td><td>1/4</td></tr> <tr><td></td><td>1/1</td><td>1/2</td></tr> <tr><td>3/12</td><td>0/2</td><td>4/12</td></tr> </table> <p>1 HVIDT K</p> <table border="1"> <tr><td>0/1</td><td></td><td>0/1</td></tr> <tr><td></td><td></td><td>0/1</td></tr> <tr><td>0/4</td><td></td><td>0/3</td></tr> </table> <p>12 HENRIKSEN P</p> <table border="1"> <tr><td>1/2</td><td>0/1</td><td>1/3</td></tr> <tr><td></td><td>1/1</td><td>1/1</td></tr> <tr><td>3/8</td><td>0/2</td><td>4/9</td></tr> </table> | 1/3 | 0/1 | 1/4 | | 1/1 | 1/2 | 3/12 | 0/2 | 4/12 | 0/1 | | 0/1 | | | 0/1 | 0/4 | | 0/3 | 1/2 | 0/1 | 1/3 | | 1/1 | 1/1 | 3/8 | 0/2 | 4/9 |
| 6/6 | 3/3 | 6/6 | | | | | | | | | | | | | | | | | | | | | | | | | | | | | | | | | | | | | |
| 4/5 | | 1/3 | | | | | | | | | | | | | | | | | | | | | | | | | | | | | | | | | | | | | |
| 8/8 | 1/2 | 8/8 | | | | | | | | | | | | | | | | | | | | | | | | | | | | | | | | | | | | | |
| 1/3 | 0/1 | 1/4 | | | | | | | | | | | | | | | | | | | | | | | | | | | | | | | | | | | | | |
| | 1/1 | 1/2 | | | | | | | | | | | | | | | | | | | | | | | | | | | | | | | | | | | | | |
| 3/12 | 0/2 | 4/12 | | | | | | | | | | | | | | | | | | | | | | | | | | | | | | | | | | | | | |
| 0/1 | | 0/1 | | | | | | | | | | | | | | | | | | | | | | | | | | | | | | | | | | | | | |
| | | 0/1 | | | | | | | | | | | | | | | | | | | | | | | | | | | | | | | | | | | | | |
| 0/4 | | 0/3 | | | | | | | | | | | | | | | | | | | | | | | | | | | | | | | | | | | | | |
| 1/2 | 0/1 | 1/3 | | | | | | | | | | | | | | | | | | | | | | | | | | | | | | | | | | | | | |
| | 1/1 | 1/1 | | | | | | | | | | | | | | | | | | | | | | | | | | | | | | | | | | | | | |
| 3/8 | 0/2 | 4/9 | | | | | | | | | | | | | | | | | | | | | | | | | | | | | | | | | | | | | |



MATCH TEAM STATISTICS

参赛队技术统计 / STATISTIQUES DU MATCH PAR ÉQUIPE

DEN 37 - 26 KOR

(15 - 13) (22 - 13)

Referees: (1) AIRES MENEZES J / (2) APARECIDO PINTO R (BRA)

KOR - Korea

| No. | Name | Shots | | | | | | | | Offence | | Defence | | Penalties | | | TP | |
|---------------|----------------|-------|-----|-----|------|-------|-----|-----|-----|---------|----|---------|----|-----------|------|----|----|-------|
| | | G/S | % | 6m | Wing | 9m | 7m | FB | BT | AS | TF | ST | BS | YC | 2Min | RC | | EX |
| 1 | HAN Kyungtai | | | | | | | | | | | | | | | | | 18:59 |
| 2 | JEONG Yikyeong | 4/9 | 44 | | | 4/9 | | | | | 4 | | 1 | | | | | 56:39 |
| 6 | KIM Teawan | | | | | | | | | | | | | | | | | 8:38 |
| 7 | JUNG Suyoung | 4/11 | 36 | | 1/1 | 2/9 | | 1/1 | | 2 | 2 | 1 | | | | | | 54:49 |
| 8 | PARK Junggeu | 5/6 | 83 | 4/5 | | | | 1/1 | | 1 | 1 | 1 | | 1 | 1 | | | 57:31 |
| 10 | PARK Chanyong | | | | | | | | | | | | | | | | | 1:59 |
| 13 | YOON Kyungshin | 1/4 | 25 | | | 1/4 | | | | 1 | | | | | | | | 24:38 |
| 14 | CHO Chihyo | | | | | | | | | 1 | | | | | | | | 25:50 |
| 15 | LEE Teayoung | 1/1 | 100 | 1/1 | | | | | | 1 | 4 | 1 | | 1 | | | | 40:14 |
| 16 | KANG Ilkoo | | | | | | | | | | | | | | | | | 41:01 |
| 17 | LEE Jaewoo | 1/1 | 100 | | | | | | 1/1 | | 2 | | | | | | | 36:39 |
| 18 | PAEK Wonchul | | | | | | | | | | | | | | | | | |
| 20 | KO Kyungsoo | 10/16 | 63 | 1/1 | | 4/10 | 1/1 | 4/4 | | 3 | 1 | | | | | | | 48:35 |
| 23 | YOON Kyungmin | 0/2 | 0 | | 0/1 | 0/1 | | | | | | | | | | | | 4:28 |
| | Bench/Team | | | | | | | | | | | | | | | | | |
| Totals | | 26/50 | 52 | 6/7 | 1/2 | 11/33 | 1/1 | 6/6 | 1/1 | 9 | 14 | 3 | 1 | 2 | 1 | 0 | 0 | |

| No. | Name | Total Shots | | 6m Shots | | Wing Shots | | 9m Shots | | 7m Shots | | Fast Breaks | | Breakthroughs | |
|---------------|--------------|-------------|----|----------|----|------------|---|----------|----|----------|---|-------------|----|---------------|---|
| | | S/S | % | S/S | % | S/S | % | S/S | % | S/S | % | S/S | % | S/S | % |
| 1 | HAN Kyungtai | 1/12 | 8 | 0/1 | 0 | 0/3 | 0 | 0/3 | 0 | | | 1/2 | 50 | 0/3 | 0 |
| 16 | KANG Ilkoo | 3/29 | 10 | 1/5 | 20 | 0/3 | 0 | 1/10 | 10 | 0/1 | 0 | 1/8 | 13 | 0/2 | 0 |
| Totals | | 4/41 | 10 | 1/6 | 17 | 0/6 | 0 | 1/13 | 8 | 0/1 | 0 | 2/10 | 20 | 0/5 | 0 |

| Team Shots | Goals | Saves | Missed | Post | Blocked | Total | % |
|---------------|-------|-------|--------|------|---------|-------|-----|
| 6m Shots | 6 | 1 | 0 | 0 | 0 | 7 | 86 |
| Wing Shots | 1 | 0 | 0 | 1 | 0 | 2 | 50 |
| 9m Shots | 11 | 10 | 2 | 2 | 8 | 33 | 33 |
| 7m Shots | 1 | 0 | 0 | 0 | n/a | 1 | 100 |
| Fast Breaks | 6 | 0 | 0 | 0 | 0 | 6 | 100 |
| Breakthroughs | 1 | 0 | 0 | 0 | 0 | 1 | 100 |
| Totals | 26 | 11 | 2 | 3 | 8 | 50 | 52 |

Number of Attacks: 56, Scoring Efficiency: 46%



MATCH TEAM STATISTICS
 参赛队技术统计 / STATISTIQUES DU MATCH PAR ÉQUIPE

DEN 37 - 26 KOR
 (15 - 13) (22 - 13)

Referees: (1) AIRES MENEZES J / (2) APARECIDO PINTO R (BRA)

KOR - Korea

Shots Distribution

Players
Goals / Shots

| | | | | | | |
|---------------------------|-----------------|------------------|-----------------|------------------|--------------------|-----------------|
| 2 JEONG Y | 6 KIM T | 7 JUNG S | 8 PARK J | 10 PARK C | 13 YOON K | 14 CHO C |
| 2/2 | | 0/1 | 1/1 | | 1/1 | |
| 2/3 | | 1/3 | 1/1 | 2/3 | | |
| 1-Missed 2-Post 1-Blocked | | 4-Blocked | | | 1-Missed 1-Blocked | |
| 15 LEE T | 17 LEE J | 18 PAEK W | 20 KO K | 23 YOON K | | |
| | | | 2/3 | 1/2 | | |
| 1/1 | 1/1 | | 3/4 | 1/1 | 2/3 | |
| | | | 1-Blocked | 1-Post 1-Blocked | | |

| Team | Offence | Defence | Goalkeepers |
|---------------------------|---------|---------|---------------|
| Goals / Shots | | | Saves / Shots |
| 2/3 | 1/1 | 3/4 | 0/6 |
| | 0/1 | 1/2 | 1/5 |
| 9/12 | 2/2 | 8/12 | 0/8 |
| 2-Missed 3-Post 8-Blocked | | | 0/3 |
| | | | 0/6 |
| | | | 2/3 |
| | | | 0/8 |
| | | | 1 HAN K |
| | | | 0/2 |
| | | | 0/2 |
| | | | 0/3 |
| | | | 1/1 |
| | | | 0/3 |
| | | | 16 KANG I |
| | | | 0/4 |
| | | | 0/1 |
| | | | 0/3 |
| | | | 1/5 |
| | | | 1/2 |
| | | | 0/5 |
| | | | 1/2 |
| | | | 0/7 |

Legend:

| | | | | |
|----------------------------|----------------------------------|-------------------------|-------------------------|-------------------------|
| % Efficiency | 2Min 2 Minute Suspensions | 6m 6-metre Shots | 7m 7-metre Shots | 9m 9-metre Shots |
| AS Assists | BS Blocked Shots | BT Breakthroughs | EX Exclusions | FB Fast Breaks |
| G/S Goals/Shots | n/a not applicable | RC Red Cards | S/S Saves/Shots | ST Steals |
| TF Technical Faults | TP Time Played | Wing Wing Shots | YC Yellow Cards | |



RESULTS

比赛成绩 / RÉSULTATS

RUS 28 - 29 POL

(15 - 14) (13 - 15)

Referees: (15) KARBAS-CHI M / (16) KOLAHDOUZAN M (IRI)

RUNNING SCORE

RUS - POL

RUS - Russian Fed.

| Players | | Shots | | | | | | | | Penalties | | | |
|------------|------------------------|-------|----|-----|-------|-------|-----|-----|-----|-----------|------|----|----|
| No. | Name | G/S | % | 6m | Wing | 9m | 7m | FB | BT | YC | 2Min | RC | EX |
| 1 | GRAMS Oleg | | | | | | | | | | | | |
| 2 | FILIPPOV Vasily | 1/4 | 25 | | | 1/3 | | | 0/1 | | | | |
| 6 | KRIVOSHLYKOV Denis | | | | | | | | | | | | |
| 8 | EVDOKIMOV Egor | 1/2 | 50 | 1/2 | | | | | | 1 | | | |
| 10 | CHERNOIVANOV Alexander | 0/4 | 0 | 0/4 | | | | | | | | | |
| 15 | RASTVORTSEV Alexey | | | | | | | | | | 1 | | |
| 16 | KOSTYGOV Alexey | | | | | | | | | | | | |
| 17 | KAMANIN Alexey | 7/15 | 47 | 0/1 | | 5/12 | | 1/1 | 1/1 | 1 | | | |
| 19 | ASLANYAN Samvel | 1/2 | 50 | | | 1/2 | | | | | 1 | | |
| 23 | KOKSHAROV Eduard | 10/11 | 91 | | 6/7 | 1/1 | 2/2 | 1/1 | | | | | |
| 25 | KOVALEV Dmitry | 3/7 | 43 | | 3/6 | 0/1 | | | | | 1 | | |
| 31 | DIBIROV Timur | 0/1 | 0 | 0/1 | | | | | | | | | |
| 35 | IGROPULO Konstantin | 5/8 | 63 | | 1/1 | 3/6 | | 1/1 | | | 2 | | |
| 77 | IVANOV Vitaly | 0/2 | 0 | | | 0/2 | | | | 1 | | | |
| Bench/Team | | | | | | | | | | 1 | | | |
| Totals | | 28/56 | 50 | 1/8 | 10/14 | 11/27 | 2/2 | 3/3 | 1/2 | 4 | 5 | 0 | 0 |

| Goalkeepers | | Saves | | | | | | | |
|-------------|-----------------|-------|----|------|------|------|-----|------|-----|
| No. | Name | S/S | % | 6m | Wing | 9m | 7m | FB | BT |
| 1 | GRAMS Oleg | 12/34 | 35 | 2/4 | 0/3 | 4/10 | 1/4 | 5/12 | 0/1 |
| 16 | KOSTYGOV Alexey | 6/13 | 46 | 4/6 | | 1/2 | 0/2 | 1/2 | 0/1 |
| Totals | | 18/47 | 38 | 6/10 | 0/3 | 5/12 | 1/6 | 6/14 | 0/2 |

POL - Poland

| Players | | Shots | | | | | | | | Penalties | | | |
|------------|--------------------|-------|-----|------|------|------|-----|------|-----|-----------|------|----|----|
| No. | Name | G/S | % | 6m | Wing | 9m | 7m | FB | BT | YC | 2Min | RC | EX |
| 1 | SZMAL Slawomir | | | | | | | | | | | | |
| 2 | JASZKA Bartlomiej | 1/2 | 50 | 1/2 | | | | | | | | | |
| 3 | LIJEWSKI Krzysztof | 2/6 | 33 | 0/2 | | 1/3 | | 1/1 | | 1 | 2 | | |
| 5 | JACHLEWSKI Mateusz | 2/5 | 40 | 0/1 | 0/1 | | | 2/3 | | | | | |
| 6 | TKACZYK Grzegorz | 4/4 | 100 | | | 4/4 | | | | | | | |
| 8 | BIELECKI Karol | 1/3 | 33 | | | 1/3 | | | | | | | |
| 9 | SIODMIAK Artur | | | | | | | | | 1 | | | |
| 13 | JURECKI Bartosz | 3/9 | 33 | 2/6 | | | | 1/3 | | 1 | | | |
| 14 | JURASIK Mariusz | 6/10 | 60 | | 3/3 | 1/2 | | 1/4 | 1/1 | | | | |
| 15 | JURECKI Michal | 4/8 | 50 | 1/1 | | 0/3 | | 2/3 | 1/1 | | 1 | | |
| 16 | WICHARY Marcin | | | | | | | | | | | | |
| 19 | TLUCZYNSKI Tomasz | 1/5 | 20 | | | | 0/2 | 1/3 | | | | | |
| 22 | LIJEWSKI Marcin | 5/5 | 100 | | | | 5/5 | | | | 1 | | |
| 28 | PIWKO Pawel | | | | | | | | | | | | |
| Bench/Team | | | | | | | | | | 1 | | | |
| Totals | | 29/57 | 51 | 4/12 | 3/4 | 7/15 | 5/7 | 8/17 | 2/2 | 4 | 4 | 0 | 0 |

| Goalkeepers | | Saves | | | | | | | |
|-------------|----------------|-------|----|-----|------|------|-----|-----|-----|
| No. | Name | S/S | % | 6m | Wing | 9m | 7m | FB | BT |
| 1 | SZMAL Slawomir | 18/42 | 43 | 7/8 | 4/12 | 6/15 | 0/2 | 0/3 | 1/2 |
| 16 | WICHARY Marcin | 0/4 | 0 | | 0/2 | 0/2 | | | |
| Totals | | 18/46 | 39 | 7/8 | 4/14 | 6/17 | 0/2 | 0/3 | 1/2 |

1st Half

| | | |
|-------------|-------------|--------------|
| | 0 (1') 1 | JURASIK M |
| | 0 (2') 2 | LIJEWSKI K |
| KAMANIN A | 1 (3') 2 | |
| FILIPPOV V | 2 (3') 2 | |
| IGROPULO K | 3 (6') 2 | |
| KOVALEV D | 4 (7') 2 | |
| | 4 (7') 3 | TLUCZYNSKI T |
| IGROPULO K | 5 (8') 3 | |
| | 5 (9') 4 | JACHLEWSKI M |
| KOKSHAROV E | 6 (11') 4 | |
| | 6 (13') 5 | TKACZYK G |
| KOKSHAROV E | 7 (13') 5 | |
| KAMANIN A | 8 (14') 5 | |
| KOKSHAROV E | 9 (16') 5 | |
| KOVALEV D | 10 (17') 5 | |
| ASLANYAN S | 11 (18') 5 | |
| KAMANIN A | 12 (20') 5 | |
| | 12 (20') 6 | LIJEWSKI M |
| KAMANIN A | 13 (21') 6 | |
| | 13 (22') 7 | BIELECKI K |
| | 13 (23') 8 | JURECKI M |
| KOVALEV D | 14 (23') 8 | |
| | 14 (24') 9 | JURASIK M |
| | 14 (25') 10 | JURECKI M |
| | 14 (26') 11 | LIJEWSKI K |
| | 14 (28') 12 | JURECKI M |
| | 14 (29') 13 | LIJEWSKI M |
| KAMANIN A | 15 (29') 13 | |
| | 15 (30') 14 | JURECKI B |

2nd Half

| | | |
|-------------|-------------|--------------|
| KOKSHAROV E | 16 (31') 14 | |
| | 16 (32') 15 | TKACZYK G |
| KOKSHAROV E | 17 (32') 15 | |
| | 17 (33') 16 | LIJEWSKI M |
| | 17 (34') 17 | JURECKI M |
| | 17 (35') 18 | JURASIK M |
| KAMANIN A | 18 (35') 18 | |
| | 18 (38') 19 | JURASIK M |
| | 18 (38') 20 | JURECKI B |
| KOKSHAROV E | 19 (39') 20 | |
| | 19 (40') 21 | TKACZYK G |
| KOKSHAROV E | 20 (41') 21 | |
| | 20 (42') 22 | JURASIK M |
| KOKSHAROV E | 21 (43') 22 | |
| | 21 (44') 23 | LIJEWSKI M |
| IGROPULO K | 22 (45') 23 | |
| IGROPULO K | 23 (46') 23 | |
| IGROPULO K | 24 (47') 23 | |
| | 24 (48') 24 | JURECKI B |
| KOKSHAROV E | 25 (49') 24 | |
| | 25 (50') 25 | JURASIK M |
| KOKSHAROV E | 26 (52') 25 | |
| | 26 (53') 26 | JACHLEWSKI M |
| | 26 (54') 27 | LIJEWSKI M |
| | 26 (55') 28 | JASZKA B |
| EVDOKIMOV E | 27 (56') 28 | |
| | 27 (57') 29 | TKACZYK G |
| KAMANIN A | 28 (58') 29 | |

Legend:

| | | | | | | | | | |
|-----|---------------|------|----------------------|----|---------------|-----|---------------|----|---------------|
| % | Efficiency | 2Min | 2 Minute Suspensions | 6m | 6-metre Shots | 7m | 7-metre Shots | 9m | 9-metre Shots |
| BT | Breakthroughs | EX | Exclusions | FB | Fast Breaks | G/S | Goals/Shots | RC | Red Cards |
| S/S | Saves/Shots | Wing | Wing Shots | YC | Yellow Cards | | | | |



MATCH TEAM STATISTICS

参赛队技术统计 / STATISTIQUES DU MATCH PAR ÉQUIPE

RUS 28 - 29 POL

(15 - 14) (13 - 15)

Referees: (15) KARBAS-CHI M / (16) KOLAHDOUZAN M (IRI)

RUS - Russian Fed.

| No. | Name | Shots | | | | | | | | Offence | | Defence | | Penalties | | | | TP |
|---------------|------------------------|-------|----|-----|-------|-------|-----|-----|-----|---------|----|---------|----|-----------|------|----|----|-------|
| | | G/S | % | 6m | Wing | 9m | 7m | FB | BT | AS | TF | ST | BS | YC | 2Min | RC | EX | |
| 1 | GRAMS Oleg | | | | | | | | | | | | | | | | | 43:13 |
| 2 | FILIPPOV Vasily | 1/4 | 25 | | | 1/3 | | | | 0/1 | | 1 | | | | | | 19:23 |
| 6 | KRIVOSHLYKOV Denis | | | | | | | | | | | | | | | | | |
| 8 | EVDOKIMOV Egor | 1/2 | 50 | 1/2 | | | | | | | | | | 1 | | | | 24:18 |
| 10 | CHERNOIVANOV Alexander | 0/4 | 0 | 0/4 | | | | | | | 1 | | | | | | | 39:43 |
| 15 | RASTVORTSEV Alexey | | | | | | | | | | | 1 | | | 1 | | | 7:39 |
| 16 | KOSTYGOV Alexey | | | | | | | | | 1 | 1 | | | | | | | 16:47 |
| 17 | KAMANIN Alexey | 7/15 | 47 | 0/1 | | 5/12 | | 1/1 | 1/1 | 7 | | | | 1 | | | | 54:08 |
| 19 | ASLANYAN Samvel | 1/2 | 50 | | | 1/2 | | | | 2 | | | | | 1 | | | 20:58 |
| 23 | KOKSHAROV Eduard | 10/11 | 91 | | 6/7 | 1/1 | 2/2 | 1/1 | | 1 | 4 | 1 | | | | | | 57:39 |
| 25 | KOVALEV Dmitry | 3/7 | 43 | | 3/6 | 0/1 | | | | | 1 | | | | 1 | | | 56:44 |
| 31 | DIBIROV Timur | 0/1 | 0 | 0/1 | | | | | | | | | | | | | | 2:21 |
| 35 | IGROPULO Konstantin | 5/8 | 63 | | 1/1 | 3/6 | | 1/1 | | 1 | 2 | | | | 2 | | | 36:30 |
| 77 | IVANOV Vitaly | 0/2 | 0 | | | 0/2 | | | | 1 | | 1 | | 1 | | | | 40:37 |
| | Bench/Team | | | | | | | | | | | | | 1 | | | | |
| Totals | | 28/56 | 50 | 1/8 | 10/14 | 11/27 | 2/2 | 3/3 | 1/2 | 14 | 9 | 2 | 1 | 4 | 5 | 0 | 0 | |

| No. | Name | Total Shots | | 6m Shots | | Wing Shots | | 9m Shots | | 7m Shots | | Fast Breaks | | Breakthroughs | |
|---------------|-----------------|-------------|----|----------|----|------------|---|----------|----|----------|----|-------------|----|---------------|---|
| | | S/S | % | S/S | % | S/S | % | S/S | % | S/S | % | S/S | % | S/S | % |
| 1 | GRAMS Oleg | 12/34 | 35 | 2/4 | 50 | 0/3 | 0 | 4/10 | 40 | 1/4 | 25 | 5/12 | 42 | 0/1 | 0 |
| 16 | KOSTYGOV Alexey | 6/13 | 46 | 4/6 | 67 | | | 1/2 | 50 | 0/2 | 0 | 1/2 | 50 | 0/1 | 0 |
| Totals | | 18/47 | 38 | 6/10 | 60 | 0/3 | 0 | 5/12 | 42 | 1/6 | 17 | 6/14 | 43 | 0/2 | 0 |

| Team Shots | Goals | Saves | Missed | Post | Blocked | Total | % |
|---------------|-------|-------|--------|------|---------|-------|-----|
| 6m Shots | 1 | 7 | 0 | 0 | 0 | 8 | 13 |
| Wing Shots | 10 | 4 | 0 | 0 | 0 | 14 | 71 |
| 9m Shots | 11 | 6 | 3 | 2 | 5 | 27 | 41 |
| 7m Shots | 2 | 0 | 0 | 0 | n/a | 2 | 100 |
| Fast Breaks | 3 | 0 | 0 | 0 | 0 | 3 | 100 |
| Breakthroughs | 1 | 1 | 0 | 0 | 0 | 2 | 50 |
| Totals | 28 | 18 | 3 | 2 | 5 | 56 | 50 |

Number of Attacks: 56, Scoring Efficiency: 50%



MATCH TEAM STATISTICS

参赛队技术统计 / STATISTIQUES DU MATCH PAR ÉQUIPE

RUS 28 - 29 POL

(15 - 14) (13 - 15)

Referees: (15) KARBAS-CHI M / (16) KOLAHDOUZAN M (IRI)

RUS - Russian Fed.

Shots Distribution

| Players | | | Goals / Shots | | | |
|----------------|------------------|---------------|------------------------------------|------------------|--------------|---------------|
| 2 FILIPPOV V | 6 KRIVOSHLYKOV D | 8 EVDOKIMOV E | 10 CHERNOIVANOV A | 15 RASTVORTSEV A | 17 KAMANIN A | 19 ASLANYAN S |
| 0/1 | | 0/1 | 0/2 | | 2/2 | |
| 0/1 | | 1/1 | | | 0/1 | |
| | | | | | 2/3 | |
| | | | | | 1/2 | 2/3 |
| | | | | | 1/1 | |
| 1-Blocked | | | 1-Missed 1-Post 2-Blocked 1-Missed | | | |
| 23 KOKSHAROV E | 25 KOVALEV D | 31 DIBIROV T | 35 IGROPULO K | 77 IVANOV V | | |
| 1/1 | 0/1 | | | | | |
| | | 0/1 | 0/1 | | | |
| | | | 4/4 | 1/1 | | |
| | | | 1-Missed 1-Post | | 2-Blocked | |

| Team | Offence | Defence | Goalkeepers | | | | | | | | | | | | | | | | | | | | | | | | | | | | | | | | | | | | |
|---|---------|---------|---------------|-----|--|-----|-----|-----|-------|--|--|---|-----|-----|-----|-----|--|-----|------|-----|------|-----|-----|-----|-----|--|-----|------|-----|-----|-----|-----|-----|--|--|--|-----|-----|-----|
| Goals / Shots | | | Saves / Shots | | | | | | | | | | | | | | | | | | | | | | | | | | | | | | | | | | | | |
| <table border="1"> <tr><td>1/2</td><td>0/2</td><td>4/5</td></tr> <tr><td>0/3</td><td></td><td>4/9</td></tr> <tr><td>7/9</td><td>2/4</td><td>10/12</td></tr> </table> <p>3-Missed 2-Post 5-Blocked</p> | 1/2 | 0/2 | 4/5 | 0/3 | | 4/9 | 7/9 | 2/4 | 10/12 | | | <table border="1"> <tr><td>0/6</td><td>2/3</td><td>0/3</td></tr> <tr><td>4/4</td><td></td><td>2/3</td></tr> <tr><td>3/11</td><td>4/6</td><td>3/11</td></tr> </table> <p>1 GRAMS O</p> <table border="1"> <tr><td>0/4</td><td>0/1</td><td>0/1</td></tr> <tr><td>4/4</td><td></td><td>2/3</td></tr> <tr><td>2/10</td><td>2/3</td><td>2/8</td></tr> </table> <p>16 KOSTYGOV A</p> <table border="1"> <tr><td>0/2</td><td>2/2</td><td>0/2</td></tr> <tr><td></td><td></td><td></td></tr> <tr><td>1/1</td><td>2/3</td><td>1/3</td></tr> </table> | 0/6 | 2/3 | 0/3 | 4/4 | | 2/3 | 3/11 | 4/6 | 3/11 | 0/4 | 0/1 | 0/1 | 4/4 | | 2/3 | 2/10 | 2/3 | 2/8 | 0/2 | 2/2 | 0/2 | | | | 1/1 | 2/3 | 1/3 |
| 1/2 | 0/2 | 4/5 | | | | | | | | | | | | | | | | | | | | | | | | | | | | | | | | | | | | | |
| 0/3 | | 4/9 | | | | | | | | | | | | | | | | | | | | | | | | | | | | | | | | | | | | | |
| 7/9 | 2/4 | 10/12 | | | | | | | | | | | | | | | | | | | | | | | | | | | | | | | | | | | | | |
| 0/6 | 2/3 | 0/3 | | | | | | | | | | | | | | | | | | | | | | | | | | | | | | | | | | | | | |
| 4/4 | | 2/3 | | | | | | | | | | | | | | | | | | | | | | | | | | | | | | | | | | | | | |
| 3/11 | 4/6 | 3/11 | | | | | | | | | | | | | | | | | | | | | | | | | | | | | | | | | | | | | |
| 0/4 | 0/1 | 0/1 | | | | | | | | | | | | | | | | | | | | | | | | | | | | | | | | | | | | | |
| 4/4 | | 2/3 | | | | | | | | | | | | | | | | | | | | | | | | | | | | | | | | | | | | | |
| 2/10 | 2/3 | 2/8 | | | | | | | | | | | | | | | | | | | | | | | | | | | | | | | | | | | | | |
| 0/2 | 2/2 | 0/2 | | | | | | | | | | | | | | | | | | | | | | | | | | | | | | | | | | | | | |
| | | | | | | | | | | | | | | | | | | | | | | | | | | | | | | | | | | | | | | | |
| 1/1 | 2/3 | 1/3 | | | | | | | | | | | | | | | | | | | | | | | | | | | | | | | | | | | | | |



MATCH TEAM STATISTICS

参赛队技术统计 / STATISTIQUES DU MATCH PAR ÉQUIPE

RUS 28 - 29 POL

(15 - 14) (13 - 15)

Referees: (15) KARBAS-CHI M / (16) KOLAHDOUZAN M (IRI)

POL - Poland

| Players | | Shots | | | | | | | | Offence | | Defence | | Penalties | | | | TP |
|---------------|--------------------|-------|-----|------|------|------|-----|------|-----|---------|----|---------|----|-----------|------|----|----|-------|
| No. | Name | G/S | % | 6m | Wing | 9m | 7m | FB | BT | AS | TF | ST | BS | YC | 2Min | RC | EX | |
| 1 | SZMAL Sławomir | | | | | | | | | | | | | | | | | 54:30 |
| 2 | JASZKA Bartłomiej | 1/2 | 50 | 1/2 | | | | | | 1 | 1 | | 1 | | | | | 24:59 |
| 3 | LIJEWSKI Krzysztof | 2/6 | 33 | 0/2 | | 1/3 | | 1/1 | | 5 | 2 | | 1 | 1 | 2 | | | 54:29 |
| 5 | JACHLEWSKI Mateusz | 2/5 | 40 | 0/1 | 0/1 | | | 2/3 | | 1 | | | | | | | | 23:40 |
| 6 | TKACZYK Grzegorz | 4/4 | 100 | | | 4/4 | | | | 4 | 1 | 1 | | | | | | 40:30 |
| 8 | BIELECKI Karol | 1/3 | 33 | | | 1/3 | | | | | | | 1 | | | | | 25:34 |
| 9 | SIODMIAK Artur | | | | | | | | | | | | | 1 | | | | 16:36 |
| 13 | JURECKI Bartosz | 3/9 | 33 | 2/6 | | | | 1/3 | | 2 | 3 | 1 | | 1 | | | | 44:46 |
| 14 | JURASIK Mariusz | 6/10 | 60 | | 3/3 | 1/2 | | 1/4 | 1/1 | 1 | 1 | | | | | | | 60:00 |
| 15 | JURECKI Michał | 4/8 | 50 | 1/1 | | 0/3 | | 2/3 | 1/1 | 1 | | | 2 | | 1 | | | 29:47 |
| 16 | WICHARY Marcin | | | | | | | | | | | | | | | | | 5:30 |
| 19 | TLUCZYŃSKI Tomasz | 1/5 | 20 | | | | 0/2 | 1/3 | | | | | | | | | | 35:54 |
| 22 | LIJEWSKI Marcin | 5/5 | 100 | | | | 5/5 | | | | | | | | 1 | | | 3:45 |
| 28 | PIWKO Paweł | | | | | | | | | | | | | | | | | |
| | Bench/Team | | | | | | | | | | | | | 1 | | | | |
| Totals | | 29/57 | 51 | 4/12 | 3/4 | 7/15 | 5/7 | 8/17 | 2/2 | 15 | 8 | 2 | 5 | 4 | 4 | 0 | 0 | |

| Goalkeepers | | Total Shots | | 6m Shots | | Wing Shots | | 9m Shots | | 7m Shots | | Fast Breaks | | Breakthroughs | |
|---------------|----------------|-------------|----|----------|----|------------|----|----------|----|----------|---|-------------|---|---------------|----|
| No. | Name | S/S | % | S/S | % | S/S | % | S/S | % | S/S | % | S/S | % | S/S | % |
| 1 | SZMAL Sławomir | 18/42 | 43 | 7/8 | 88 | 4/12 | 33 | 6/15 | 40 | 0/2 | 0 | 0/3 | 0 | 1/2 | 50 |
| 16 | WICHARY Marcin | 0/4 | 0 | | | 0/2 | 0 | 0/2 | 0 | | | | | | |
| Totals | | 18/46 | 39 | 7/8 | 88 | 4/14 | 29 | 6/17 | 35 | 0/2 | 0 | 0/3 | 0 | 1/2 | 50 |

| Team Shots | Goals | Saves | Missed | Post | Blocked | Total | % |
|---------------|-------|-------|--------|------|---------|-------|-----|
| 6m Shots | 4 | 6 | 2 | 0 | 0 | 12 | 33 |
| Wing Shots | 3 | 0 | 1 | 0 | 0 | 4 | 75 |
| 9m Shots | 7 | 5 | 3 | 0 | 0 | 15 | 47 |
| 7m Shots | 5 | 1 | 0 | 1 | n/a | 7 | 71 |
| Fast Breaks | 8 | 6 | 1 | 1 | 1 | 17 | 47 |
| Breakthroughs | 2 | 0 | 0 | 0 | 0 | 2 | 100 |
| Totals | 29 | 18 | 7 | 2 | 1 | 57 | 51 |

Number of Attacks: 56, Scoring Efficiency: 52%



MATCH TEAM STATISTICS
 参赛队技术统计 / STATISTIQUES DU MATCH PAR ÉQUIPE

RUS 28 - 29 POL
 (15 - 14) (13 - 15)

Referees: (15) KARBAS-CHI M / (16) KOLAHDOUZAN M (IRI)

POL - Poland

Shots Distribution

| Players | | | Goals / Shots | | | |
|-----------------|--------------|---------------------------|---------------|--------------|--------------|--------------|
| 2 JASZKA B | 3 LIJEWSKI K | 5 JACHLEWSKI M | 6 TKACZYK G | 8 BIELECKI K | 9 SIODMIAK A | 13 JURECKI B |
| 1/1 | 0/1 | 1/1 | | | | 0/1 |
| | | 0/1 | | | | 0/1 |
| 0/1 | 2/4 | 1/1 | 1/1 | 1/1 | 0/1 | 0/1 |
| | | 1/1 | 1/1 | 1/1 | | 2/2 |
| | | 1-Missed | | 1-Missed | | 2-Missed |
| 14 JURASIK M | 15 JURECKI M | 19 TLUCZYNSKI T | 22 LIJEWSKI M | 28 PIWKO P | | |
| 2/2 | | | 3/3 | | | |
| 0/2 | | 0/1 | | | | |
| 1/1 | 1/1 | 0/1 | 1/1 | | | |
| 1/1 | 1/2 | 2/3 | | | | |
| 1-Missed 1-Post | 1-Missed | 1-Blocked 1-Missed 1-Post | | | | |

| Team | Offence | Defence | Goalkeepers |
|---------------------------|-------------------|-------------------|---------------|
| Goals / Shots | | | Saves / Shots |
| 6/6 | 2/2 Breakthroughs | 1/2 Breakthroughs | 1/2 |
| 1/3 | 3/3 | 1/6 | 2/2 |
| 3/3 | 0/3 | 0/1 | 1/5 |
| 0/4 | 2/3 | 7/12 | 3/3 |
| 1/3 | 1/3 | 1/7 | 5/9 |
| 8/11 | 3/8 | 3/9 | 2/9 |
| 2/6 | 5/7 7m | 0/0 | 2/4 |
| 8/11 | 3/6 | 2/2 7m | 2/12 |
| 7-Missed 2-Post 1-Blocked | 2/4 | 4/7 | |
| | 8/17 Fast Breaks | 3/3 Fast Breaks | 1 SZMAL S |
| | | | 1/2 |
| | | | 2/2 |
| | | | 1/5 |
| | | | 3/3 |
| | | | 5/8 |
| | | | 2/8 |
| | | | 2/4 |
| | | | 2/10 |
| | | | 16 WICHARY M |
| | | | |
| | | | 0/1 |
| | | | 0/1 |
| | | | 0/2 |

| Legend: | | | | | | | |
|---------|------------------|------|----------------------|------|---------------|-----|---------------|
| % | Efficiency | 2Min | 2 Minute Suspensions | 6m | 6-metre Shots | 7m | 7-metre Shots |
| AS | Assists | BS | Blocked Shots | BT | Breakthroughs | EX | Exclusions |
| G/S | Goals/Shots | n/a | not applicable | RC | Red Cards | S/S | Saves/Shots |
| TF | Technical Faults | TP | Time Played | Wing | Wing Shots | YC | Yellow Cards |
| | | | | | | 9m | 9-metre Shots |
| | | | | | | FB | Fast Breaks |
| | | | | | | ST | Steals |





RESULTS
 比赛成绩 / RÉSULTATS
CRO 29 - 35 ESP
 (14 - 12) (15 - 23)

Referees: (21) DIN C / (22) DINU S (ROU)

RUNNING SCORE

CRO - ESP

CRO - Croatia

| Players | | Shots | | | | | | | | Penalties | | | |
|------------|-------------------|-------|-----|------|------|------|-----|-----|-----|-----------|------|----|----|
| No. | Name | G/S | % | 6m | Wing | 9m | 7m | FB | BT | YC | 2Min | RC | EX |
| 1 | LOSERT Venio | | | | | | | | | | | | |
| 3 | SULIC Renato | 0/1 | 0 | 0/1 | | | | | | | | | |
| 4 | BALIC Ivano | 2/8 | 25 | 2/2 | | 0/5 | | | 0/1 | | 1 | | |
| 5 | DUVNJAK Domagoj | 7/7 | 100 | 1/1 | | | 5/5 | 1/1 | | | 1 | | |
| 6 | LACKOVIC Blazenko | 2/5 | 40 | | | 1/4 | | | 1/1 | | | | |
| 9 | VORI Igor | 2/3 | 67 | 2/3 | | | | | | 1 | | | |
| 10 | DOMINIKOVIC Davor | | | | | | | | | 1 | | | |
| 11 | DZOMBA Mirza | 1/3 | 33 | | | | 1/3 | | | | | | |
| 13 | HORVAT Zlatko | 4/6 | 67 | 1/1 | 2/3 | | | 1/2 | | | | | |
| 14 | VUKOVIC Drago | 1/3 | 33 | | | 1/3 | | | | | | | |
| 17 | SPREM Goran | 4/5 | 80 | | 3/4 | | | 1/1 | | 1 | 1 | | |
| 19 | METLICIC Petar | 4/8 | 50 | 3/6 | | 1/2 | | | | | 1 | | |
| 24 | VALCIC Tonci | 2/6 | 33 | 0/2 | | 1/3 | | | 1/1 | | | | |
| 25 | ALILOVIC Mirko | | | | | | | | | | | | |
| Bench/Team | | | | | | | | | | | | | |
| Totals | | 29/55 | 53 | 9/16 | 5/7 | 4/17 | 6/8 | 3/4 | 2/3 | 3 | 4 | 0 | 0 |

| Goalkeepers | | Saves | | | | | | | |
|-------------|----------------|-------|----|------|------|------|-----|-----|-----|
| No. | Name | S/S | % | 6m | Wing | 9m | 7m | FB | BT |
| 1 | LOSERT Venio | 9/40 | 23 | 1/11 | 2/5 | 4/13 | 0/2 | 2/8 | 0/1 |
| 25 | ALILOVIC Mirko | 1/5 | 20 | | 0/1 | 0/1 | 1/1 | 0/1 | 0/1 |
| Totals | | 10/45 | 22 | 1/11 | 2/6 | 4/14 | 1/3 | 2/9 | 0/2 |

ESP - Spain

| Players | | Shots | | | | | | | | Penalties | | | |
|------------|-----------------------|-------|-----|-------|------|-------|-----|------|-----|-----------|------|----|----|
| No. | Name | G/S | % | 6m | Wing | 9m | 7m | FB | BT | YC | 2Min | RC | EX |
| 1 | HOMBRADOS Jose Javier | | | | | | | | | | | | |
| 2 | ENTRERRIOS Alberto | 5/9 | 56 | 1/1 | | 4/8 | | | | | | | |
| 4 | ROCAS Albert | 1/3 | 33 | | 0/1 | | 1/1 | 0/1 | | | | | |
| 5 | ENTRERRIOS Raul | 0/2 | 0 | | | 0/2 | | | | | | | |
| 6 | GARABAYA Ruben | 1/1 | 100 | 1/1 | | | | | | 1 | 1 | | |
| 7 | PRIETO Carlos | 7/8 | 88 | 7/8 | | | | | | 1 | 1 | | |
| 8 | BELAUSTEGUI Jon | 4/5 | 80 | 1/1 | | 3/4 | | | | | 2 | | |
| 11 | LOZANO Demetrio | 1/2 | 50 | | | | | 1/2 | | | | | |
| 15 | DAVIS David | 1/1 | 100 | | | | | 1/1 | | | 1 | | |
| 16 | BARRUFET David | | | | | | | | | | | | |
| 17 | GARCIA Juan | 7/8 | 88 | | 3/3 | | 1/2 | 3/3 | | | | | |
| 18 | ROMERO Iker | 5/6 | 83 | | | 3/3 | | 0/1 | 2/2 | | | | |
| 21 | MALMAGRO Cristian | 0/2 | 0 | | | 0/2 | | | | | | | |
| 27 | TOMAS Victor | 3/5 | 60 | | 1/2 | | | 2/2 | 0/1 | | | | |
| Bench/Team | | | | | | | | | | 1 | | | |
| Totals | | 35/52 | 67 | 10/11 | 4/6 | 10/19 | 2/3 | 7/10 | 2/3 | 3 | 5 | 0 | 0 |

| Goalkeepers | | Saves | | | | | | | |
|-------------|-----------------------|-------|----|------|------|-----|-----|-----|-----|
| No. | Name | S/S | % | 6m | Wing | 9m | 7m | FB | BT |
| 1 | HOMBRADOS Jose Javier | 13/40 | 33 | 5/14 | 1/5 | 4/8 | 2/7 | 0/3 | 1/3 |
| 16 | BARRUFET David | 0/2 | 0 | | 0/1 | | 0/1 | | |
| Totals | | 13/42 | 31 | 5/14 | 1/6 | 4/8 | 2/8 | 0/3 | 1/3 |

| 1st Half | |
|------------|-------------|
| BALIC I | 1 (4') 0 |
| | 1 (5') 1 |
| DZOMBA M | 2 (6') 1 |
| VORI I | 3 (7') 1 |
| | 3 (7') 2 |
| | 3 (9') 3 |
| VALCIC T | 4 (10') 3 |
| | 4 (10') 4 |
| GARCIA J | 5 (12') 4 |
| HORVAT Z | 5 (12') 5 |
| | 5 (12') 5 |
| GARCIA J | 6 (13') 5 |
| | 6 (14') 6 |
| PRIETO C | 7 (15') 6 |
| VORI I | 7 (15') 6 |
| HORVAT Z | 8 (15') 6 |
| | 8 (17') 7 |
| PRIETO C | 8 (18') 8 |
| PRIETO C | 9 (20') 8 |
| DUVNJAK D | 9 (21') 9 |
| | 9 (22') 10 |
| GARCIA J | 10 (23') 10 |
| DUVNJAK D | 10 (24') 11 |
| ROMERO I | 11 (25') 11 |
| SPREM G | 11 (25') 11 |
| | 11 (25') 12 |
| ROMERO I | 12 (27') 12 |
| SPREM G | 12 (27') 12 |
| DUVNJAK D | 13 (28') 12 |
| METLICIC P | 14 (29') 12 |

| 2nd Half | |
|---------------|-------------|
| | 14 (31') 13 |
| TOMAS V | 14 (32') 14 |
| TOMAS V | 14 (33') 15 |
| GARABAYA R | 15 (33') 15 |
| DUVNJAK D | 16 (35') 15 |
| HORVAT Z | 16 (35') 16 |
| BELAUSTEGUI J | 17 (35') 16 |
| METLICIC P | 17 (38') 17 |
| BELAUSTEGUI J | 17 (39') 18 |
| GARCIA J | 18 (40') 18 |
| DUVNJAK D | 18 (41') 19 |
| GARCIA J | 19 (42') 19 |
| DUVNJAK D | 19 (42') 20 |
| TOMAS V | 19 (43') 21 |
| DAVIS D | 20 (43') 21 |
| METLICIC P | 20 (45') 22 |
| ENTRERRIOS A | 21 (45') 22 |
| DUVNJAK D | 21 (46') 23 |
| ROMERO I | 22 (46') 23 |
| METLICIC P | 22 (46') 24 |
| BELAUSTEGUI J | 22 (47') 25 |
| LOZANO D | 22 (49') 26 |
| PRIETO C | 23 (51') 26 |
| LACKOVIC B | 23 (51') 27 |
| ENTRERRIOS A | 23 (52') 28 |
| ENTRERRIOS A | 24 (53') 28 |
| ROMERO I | 24 (53') 29 |
| SPREM G | 25 (54') 29 |
| PRIETO C | 25 (54') 30 |
| HORVAT Z | 26 (55') 30 |
| PRIETO C | 26 (56') 31 |
| PRIETO C | 27 (56') 31 |
| VALCIC T | 27 (57') 32 |
| PRIETO C | 28 (57') 32 |
| VUKOVIC D | 28 (57') 33 |
| BELAUSTEGUI J | 28 (58') 34 |
| ROCAS A | 28 (60') 35 |
| GARCIA J | 29 (60') 35 |
| SPREM G | 29 (60') 35 |

| Legend: | | | | | | | | | |
|---------|---------------|------|----------------------|----|---------------|-----|---------------|----|---------------|
| % | Efficiency | 2Min | 2 Minute Suspensions | 6m | 6-metre Shots | 7m | 7-metre Shots | 9m | 9-metre Shots |
| BT | Breakthroughs | EX | Exclusions | FB | Fast Breaks | G/S | Goals/Shots | RC | Red Cards |
| S/S | Saves/Shots | Wing | Wing Shots | YC | Yellow Cards | | | | |



MATCH TEAM STATISTICS

参赛队技术统计 / STATISTIQUES DU MATCH PAR ÉQUIPE

CRO 29 - 35 ESP

(14 - 12) (15 - 23)

Referees: (21) DIN C / (22) DINU S (ROU)

CRO - Croatia

| Players | | Shots | | | | | | | | Offence | | Defence | | Penalties | | | TP | |
|---------------|-------------------|-------|-----|------|------|------|-----|-----|-----|---------|----|---------|----|-----------|------|----|----|-------|
| No. | Name | G/S | % | 6m | Wing | 9m | 7m | FB | BT | AS | TF | ST | BS | YC | 2Min | RC | EX | |
| 1 | LOSERT Venio | | | | | | | | | | | | | | | | | 54:54 |
| 3 | SULIC Renato | 0/1 | 0 | 0/1 | | | | | | | | | | | | | | 19:55 |
| 4 | BALIC Ivano | 2/8 | 25 | 2/2 | | 0/5 | | | 0/1 | 6 | 3 | | | | 1 | | | 30:02 |
| 5 | DUVNJAK Domagoj | 7/7 | 100 | 1/1 | | | 5/5 | 1/1 | | | 3 | 2 | | | 1 | | | 27:28 |
| 6 | LACKOVIC Blazenko | 2/5 | 40 | | | 1/4 | | | 1/1 | 1 | 1 | | | | | | | 18:48 |
| 9 | VORI Igor | 2/3 | 67 | 2/3 | | | | | | | 1 | | | 1 | | | | 35:56 |
| 10 | DOMINIKOVIC Davor | | | | | | | | | | | | 4 | 1 | | | | 13:21 |
| 11 | DZOMBA Mirza | 1/3 | 33 | | | | 1/3 | | | | | | | | | | | 0:27 |
| 13 | HORVAT Zlatko | 4/6 | 67 | 1/1 | 2/3 | | | 1/2 | | | 1 | 2 | | | | | | 59:42 |
| 14 | VUKOVIC Drago | 1/3 | 33 | | | 1/3 | | | | 5 | 1 | | 1 | | | | | 31:30 |
| 17 | SPREM Goran | 4/5 | 80 | | 3/4 | | | 1/1 | | | | | | 1 | 1 | | | 53:44 |
| 19 | METLICIC Petar | 4/8 | 50 | 3/6 | | 1/2 | | | | 3 | 3 | | | | 1 | | | 41:54 |
| 24 | VALCIC Tonci | 2/6 | 33 | 0/2 | | 1/3 | | | 1/1 | 3 | | | | | | | | 27:13 |
| 25 | ALILOVIC Mirko | | | | | | | | | | | | | | | | | 5:06 |
| | Bench/Team | | | | | | | | | | | | | | | | | |
| Totals | | 29/55 | 53 | 9/16 | 5/7 | 4/17 | 6/8 | 3/4 | 2/3 | 18 | 13 | 4 | 5 | 3 | 4 | 0 | 0 | |

| Goalkeepers | | Total Shots | | 6m Shots | | Wing Shots | | 9m Shots | | 7m Shots | | Fast Breaks | | Breakthroughs | |
|---------------|----------------|-------------|----|----------|---|------------|----|----------|----|----------|-----|-------------|----|---------------|---|
| No. | Name | S/S | % | S/S | % | S/S | % | S/S | % | S/S | % | S/S | % | S/S | % |
| 1 | LOSERT Venio | 9/40 | 23 | 1/11 | 9 | 2/5 | 40 | 4/13 | 31 | 0/2 | 0 | 2/8 | 25 | 0/1 | 0 |
| 25 | ALILOVIC Mirko | 1/5 | 20 | | | 0/1 | 0 | 0/1 | 0 | 1/1 | 100 | 0/1 | 0 | 0/1 | 0 |
| Totals | | 10/45 | 22 | 1/11 | 9 | 2/6 | 33 | 4/14 | 29 | 1/3 | 33 | 2/9 | 22 | 0/2 | 0 |

| Team Shots | Goals | Saves | Missed | Post | Blocked | Total | % |
|---------------|-------|-------|--------|------|---------|-------|----|
| 6m Shots | 9 | 5 | 1 | 1 | 0 | 16 | 56 |
| Wing Shots | 5 | 1 | 0 | 1 | 0 | 7 | 71 |
| 9m Shots | 4 | 4 | 2 | 1 | 6 | 17 | 24 |
| 7m Shots | 6 | 2 | 0 | 0 | n/a | 8 | 75 |
| Fast Breaks | 3 | 0 | 0 | 1 | 0 | 4 | 75 |
| Breakthroughs | 2 | 1 | 0 | 0 | 0 | 3 | 67 |
| Totals | 29 | 13 | 3 | 4 | 6 | 55 | 53 |

Number of Attacks: 61, Scoring Efficiency: 48%



MATCH TEAM STATISTICS

参赛队技术统计 / STATISTIQUES DU MATCH PAR ÉQUIPE

CRO 29 - 35 ESP
 (14 - 12) (15 - 23)

Referees: (21) DIN C / (22) DINU S (ROU)

CRO - Croatia

Shots Distribution

Players
Goals / Shots

| | | | | | | |
|-------------|--------------------|-------------|-----------------|-------------|------------------|-------------|
| 3 SULIC R | 4 BALIC I | 5 DUVNJAK D | 6 LACKOVIC B | 9 VORI I | 10 DOMINIKOVIC D | 11 DZOMBA M |
| 0/1 | 1/1 | 1/1 | 0/1 | | | 0/1 |
| | | | | | | 1/1 |
| 0/1 | 1/3 | 4/4 | 1/2 | 1/1 | | 0/1 |
| | 1-Post 3-Blocked | | 1-Blocked | | | |
| 13 HORVAT Z | 14 VUKOVIC D | 17 SPREM G | 19 METLICIC P | 24 VALCIC T | | |
| | | | | | | |
| 2/2 | | 1/1 | 2/2 | 0/1 | 0/1 | |
| 1/1 | | 1/2 | 0/1 | 0/1 | 1/1 | 1/1 |
| 1/1 | 1-Missed 1-Blocked | 2/2 | 2-Missed 1-Post | 1-Blocked | | |
| 2-Post | | | | | | |

Team

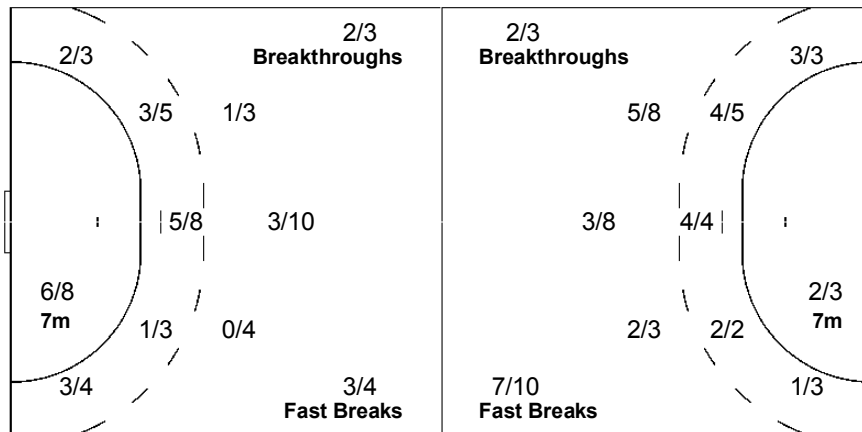
Offence

Defence

Goalkeepers

Goals / Shots

| | | |
|----------|--------|-----------|
| 1/3 | 1/1 | 1/1 |
| 1/2 | | 3/5 |
| 7/10 | 5/9 | 10/11 |
| 3-Missed | 4-Post | 6-Blocked |



Saves / Shots

| | | |
|------|-----|-----|
| 0/3 | 0/2 | 0/5 |
| 5/13 | | 1/2 |
| 1/8 | 2/6 | 1/6 |

1 LOSERT V

| | | |
|------|-----|-----|
| 0/2 | 0/2 | 0/5 |
| 5/12 | | 1/2 |
| 1/7 | 1/5 | 1/5 |

25 ALILOVIC M

| | | |
|-----|-----|-----|
| 0/1 | | |
| 0/1 | | |
| 0/1 | 1/1 | 0/1 |



MATCH TEAM STATISTICS

参赛队技术统计 / STATISTIQUES DU MATCH PAR ÉQUIPE

CRO 29 - 35 ESP

(14 - 12) (15 - 23)

Referees: (21) DIN C / (22) DINU S (ROU)

ESP - Spain

| No. | Name | Shots | | | | | | | | Offence | | Defence | | Penalties | | | | TP |
|---------------|-----------------------|-------|-----|-------|------|-------|-----|------|-----|---------|----|---------|----|-----------|------|----|----|-------|
| | | G/S | % | 6m | Wing | 9m | 7m | FB | BT | AS | TF | ST | BS | YC | 2Min | RC | EX | |
| 1 | HOMBRADOS Jose Javier | | | | | | | | | | | 1 | | | | | | 58:06 |
| 2 | ENTRERRIOS Alberto | 5/9 | 56 | 1/1 | | 4/8 | | | | 5 | 4 | | | | | | | 27:58 |
| 4 | ROCAS Albert | 1/3 | 33 | | 0/1 | | 1/1 | 0/1 | | | | | | | | | | 14:07 |
| 5 | ENTRERRIOS Raul | 0/2 | 0 | | | 0/2 | | | | 2 | 1 | | | | | | | 20:00 |
| 6 | GARABAYA Ruben | 1/1 | 100 | 1/1 | | | | | | 1 | 1 | | 1 | 1 | 1 | | | 35:10 |
| 7 | PRIETO Carlos | 7/8 | 88 | 7/8 | | | | | | 1 | | | 2 | 1 | 1 | | | 38:55 |
| 8 | BELAUSTEGUI Jon | 4/5 | 80 | 1/1 | | 3/4 | | | | 1 | 2 | 1 | 1 | | 2 | | | 45:41 |
| 11 | LOZANO Demetrio | 1/2 | 50 | | | | | 1/2 | | 2 | | 4 | 2 | | | | | 24:39 |
| 15 | DAVIS David | 1/1 | 100 | | | | | 1/1 | | | | | | | 1 | | | 8:29 |
| 16 | BARRUFET David | | | | | | | | | | | | | | | | | 1:54 |
| 17 | GARCIA Juan | 7/8 | 88 | | 3/3 | | 1/2 | 3/3 | | | 1 | 2 | | | | | | 58:09 |
| 18 | ROMERO Iker | 5/6 | 83 | | | 3/3 | | 0/1 | 2/2 | 4 | 1 | | | | | | | 35:12 |
| 21 | MALMAGRO Cristian | 0/2 | 0 | | | 0/2 | | | | | | | | | | | | 11:39 |
| 27 | TOMAS Victor | 3/5 | 60 | | 1/2 | | | 2/2 | 0/1 | | 2 | | | | | | | 40:01 |
| | Bench/Team | | | | | | | | | | | | | 1 | | | | |
| Totals | | 35/52 | 67 | 10/11 | 4/6 | 10/19 | 2/3 | 7/10 | 2/3 | 16 | 12 | 8 | 6 | 3 | 5 | 0 | 0 | |

| No. | Name | Total Shots | | 6m Shots | | Wing Shots | | 9m Shots | | 7m Shots | | Fast Breaks | | Breakthroughs | |
|---------------|-----------------------|-------------|----|----------|----|------------|----|----------|----|----------|----|-------------|---|---------------|----|
| | | S/S | % | S/S | % | S/S | % | S/S | % | S/S | % | S/S | % | S/S | % |
| 1 | HOMBRADOS Jose Javier | 13/40 | 33 | 5/14 | 36 | 1/5 | 20 | 4/8 | 50 | 2/7 | 29 | 0/3 | 0 | 1/3 | 33 |
| 16 | BARRUFET David | 0/2 | 0 | | | 0/1 | 0 | | | 0/1 | 0 | | | | |
| Totals | | 13/42 | 31 | 5/14 | 36 | 1/6 | 17 | 4/8 | 50 | 2/8 | 25 | 0/3 | 0 | 1/3 | 33 |

| Team Shots | Goals | Saves | Missed | Post | Blocked | Total | % |
|---------------|-------|-------|--------|------|---------|-------|----|
| 6m Shots | 10 | 1 | 0 | 0 | 0 | 11 | 91 |
| Wing Shots | 4 | 2 | 0 | 0 | 0 | 6 | 67 |
| 9m Shots | 10 | 4 | 0 | 0 | 5 | 19 | 53 |
| 7m Shots | 2 | 1 | 0 | 0 | n/a | 3 | 67 |
| Fast Breaks | 7 | 2 | 0 | 1 | 0 | 10 | 70 |
| Breakthroughs | 2 | 0 | 1 | 0 | 0 | 3 | 67 |
| Totals | 35 | 10 | 1 | 1 | 5 | 52 | 67 |

Number of Attacks: 60, Scoring Efficiency: 58%



MATCH TEAM STATISTICS
 参赛队技术统计 / STATISTIQUES DU MATCH PAR ÉQUIPE

CRO 29 - 35 ESP
 (14 - 12) (15 - 23)

Referees: (21) DIN C / (22) DINU S (ROU)

ESP - Spain

Shots Distribution

| Players | | | Goals / Shots | | | |
|----------------|-------------|----------------|--------------------|------------|-----------------|-------------|
| 2 ENTRERRIOS A | 4 ROCAS A | 5 ENTRERRIOS R | 6 GARABAYA R | 7 PRIETO C | 8 BELAUSTEGUI J | 11 LOZANO D |
| 3/4 | 0/1 | 0/1 | 1/1 | 2/2 | 1/1 | 0/1 |
| 1/1 | 0/1 | 1/1 | 1/1 | 2/2 | 1/2 | 1/1 |
| 2-Blocked | | 1-Blocked | | | | |
| 15 DAVIS D | 17 GARCIA J | 18 ROMERO I | 21 MALMAGRO C | 27 TOMAS V | | |
| 1/1 | 1/1 | 1/1 | 1/1 | 1/1 | | |
| 1/1 | 1/1 | 1/1 | 1/1 | 0/1 | | |
| 1/1 | 1/1 | 2/3 | 2/2 | 1/1 | | |
| | | 1-Post | 2-Blocked 1-Missed | | | |

| Team | Offence | Defence | Goalkeepers |
|---------------------------|-------------------|-------------------|----------------|
| Goals / Shots | | | Saves / Shots |
| 3/3 | 2/3 Breakthroughs | 2/3 Breakthroughs | 2/3 |
| 8/13 | 2/2 | 0/4 | 1/2 |
| 7/8 | 2/3 | 1/3 | 3/10 |
| 1-Missed 1-Post 5-Blocked | 4/4 | 5/8 | 1 HOMBRADOS JJ |
| | 3/8 | 3/10 | 2/2 |
| | 2/3 7m | 1/3 | 1/2 |
| | 4/5 | 3/5 | 3/10 |
| | 3/3 | 6/8 7m | 0/1 |
| | 7/10 Fast Breaks | 2/3 | 2/5 |
| | | 3/4 Fast Breaks | 1/11 |
| | | | 16 BARRUFET D |
| | | | 0/1 |
| | | | 0/1 |

| Legend: | | | | | | | |
|---------|------------------|------|----------------------|------|---------------|-----|---------------|
| % | Efficiency | 2Min | 2 Minute Suspensions | 6m | 6-metre Shots | 7m | 7-metre Shots |
| AS | Assists | BS | Blocked Shots | BT | Breakthroughs | EX | Exclusions |
| G/S | Goals/Shots | n/a | not applicable | RC | Red Cards | S/S | Saves/Shots |
| TF | Technical Faults | TP | Time Played | Wing | Wing Shots | YC | Yellow Cards |
| | | | | | | 9m | 9-metre Shots |
| | | | | | | FB | Fast Breaks |
| | | | | | | ST | Steals |



RESULTS
 比赛成绩 / RÉSULTATS
FRA 28 - 23 ISL
 (15 - 10) (13 - 13)

Referees: (13) LEMME F / (14) ULLRICH B (GER)

RUNNING SCORE

FRA - ISL

FRA - France

| Players | | Shots | | | | | | | | Penalties | | | |
|------------|------------------|-------|-----|------|------|-------|-----|-----|-----|-----------|------|----|----|
| No. | Name | G/S | % | 6m | Wing | 9m | 7m | FB | BT | YC | 2Min | RC | EX |
| 3 | DINART Didier | | | | | | | | | | 1 | | |
| 4 | BURDET Cedric | 4/7 | 57 | 0/2 | | 3/4 | | 1/1 | | | | | |
| 5 | GILLE Guillaume | 0/2 | 0 | 0/2 | | | | | | | 1 | | |
| 6 | GILLE Bertrand | 5/7 | 71 | 4/5 | | 1/2 | | | | 1 | | | |
| 8 | NARCISSE Daniel | 2/11 | 18 | 0/1 | | 2/8 | | 0/1 | 0/1 | | | | |
| 11 | GIRAULT Olivier | 1/2 | 50 | | | 0/1 | 1/1 | | | | | | |
| 12 | KARABOUE Daouda | | | | | | | | | | | | |
| 13 | KARABATIC Nikola | 8/9 | 89 | | | 7/8 | | | 1/1 | 1 | | | |
| 14 | KEMPE Christophe | | | | | | | | | | 1 | | |
| 16 | OMEYER Thierry | | | | | | | | | | 1 | | |
| 18 | ABATI Joel | 1/1 | 100 | | 1/1 | | | | | | | | |
| 19 | ABALO Luc | 4/5 | 80 | 1/2 | 1/1 | | | 2/2 | | 1 | | | |
| 21 | GUIGOU Michael | 3/4 | 75 | | 1/1 | | 1/1 | 0/1 | 1/1 | | | | |
| 26 | PATY Cedric | 0/1 | 0 | | 0/1 | | | | | | | | |
| Bench/Team | | | | | | | | | | | | | |
| Totals | | 28/49 | 57 | 5/12 | 3/4 | 13/23 | 2/2 | 3/5 | 2/3 | 3 | 4 | 0 | 0 |

| Goalkeepers | | Saves | | | | | | | |
|-------------|-----------------|-------|----|-----|------|-------|-----|-----|-----|
| No. | Name | S/S | % | 6m | Wing | 9m | 7m | FB | BT |
| 12 | KARABOUE Daouda | 2/5 | 40 | | | 0/1 | 0/1 | 2/3 | |
| 16 | OMEYER Thierry | 19/39 | 49 | 3/5 | 4/7 | 10/14 | 1/3 | 1/5 | 0/5 |
| Totals | | 21/44 | 48 | 3/5 | 4/7 | 10/15 | 1/4 | 3/8 | 0/5 |

ISL - Iceland

| Players | | Shots | | | | | | | | Penalties | | | |
|------------|--------------------------|-------|----|-----|------|------|-----|------|-----|-----------|------|----|----|
| No. | Name | G/S | % | 6m | Wing | 9m | 7m | FB | BT | YC | 2Min | RC | EX |
| 1 | GUSTAVSSON Bjorgvin Pall | | | | | | | | | | | | |
| 3 | GEIRSSON Logi | 3/9 | 33 | 1/1 | | 1/5 | | 1/3 | | | 1 | | |
| 5 | SIGURDSSON Sigfus | 1/2 | 50 | 0/1 | | | | 1/1 | | | | | |
| 6 | HALLGRIMSSON Asgeir Orn | 0/1 | 0 | | | | | 0/1 | | 1 | | | |
| 7 | ATLASON Arnor | 4/8 | 50 | 0/1 | | 3/5 | | 0/1 | 1/1 | | 1 | | |
| 9 | SIGURDSSON Gudjon Valur | 3/10 | 30 | 0/1 | 1/4 | 0/2 | | 1/2 | 1/1 | | | | |
| 10 | GUDJONSSON Snorri Steinn | 4/6 | 67 | 1/1 | | 0/1 | 3/4 | | | | | | |
| 11 | STEFANSSON Olafur | 5/11 | 45 | | | 1/6 | 0/1 | 1/1 | 3/3 | | | | |
| 14 | ASGEIRSSON Sturla | | | | | | | | | | | | |
| 15 | PETERSSON Alexander | 2/5 | 40 | | 2/3 | 0/1 | | 0/1 | | 1 | | | |
| 16 | GUDMUNDSSON Hreidar Levy | | | | | | | | | | | | |
| 17 | JAKOBSSON Sverre Andreas | | | | | | | | | | 1 | | |
| 18 | GUNNARSSON Robert | 1/2 | 50 | 0/1 | | | | 1/1 | | | | | |
| 19 | INGIMUNDARSON Ingimundur | | | | | | | | | 1 | | | |
| Bench/Team | | | | | | | | | | | | | |
| Totals | | 23/54 | 43 | 2/6 | 3/7 | 5/20 | 3/5 | 5/11 | 5/5 | 3 | 3 | 0 | 0 |

| Goalkeepers | | Saves | | | | | | | |
|-------------|--------------------------|-------|----|-----|------|------|-----|-----|-----|
| No. | Name | S/S | % | 6m | Wing | 9m | 7m | FB | BT |
| 1 | GUSTAVSSON Bjorgvin Pall | 12/33 | 36 | 4/8 | 1/3 | 5/15 | 0/1 | 1/3 | 1/3 |
| 16 | GUDMUNDSSON Hreidar Levy | 0/7 | 0 | 0/1 | 0/1 | 0/3 | 0/1 | 0/1 | |
| Totals | | 12/40 | 30 | 4/9 | 1/4 | 5/18 | 0/2 | 1/4 | 1/3 |

1st Half

| | | |
|-------------|-------------|---------------|
| BURDET C | 1 (1') 0 | |
| | 1 (2') 1 | STEFANSSON O |
| NARCISSE D | 2 (5') 1 | |
| | 2 (5') 2 | GUDJONSSON SS |
| | 2 (9') 3 | GUNNARSSON R |
| KARABATIC N | 3 (11') 3 | |
| KARABATIC N | 4 (12') 3 | |
| | 4 (12') 4 | ATLASON A |
| GILLE B | 5 (13') 4 | |
| BURDET C | 6 (15') 4 | |
| BURDET C | 7 (15') 4 | |
| GIRAULT O | 8 (16') 4 | |
| ABALO L | 9 (17') 4 | |
| | 9 (18') 5 | PETERSSON A |
| KARABATIC N | 10 (19') 5 | |
| | 10 (19') 6 | STEFANSSON O |
| GILLE B | 11 (20') 6 | |
| KARABATIC N | 12 (21') 6 | |
| GUIGOU M | 13 (24') 6 | |
| | 13 (25') 7 | STEFANSSON O |
| ABALO L | 14 (25') 7 | |
| | 14 (27') 8 | SIGURDSSON GV |
| | 14 (28') 9 | ATLASON A |
| BURDET C | 15 (28') 9 | |
| | 15 (30') 10 | ATLASON A |

2nd Half

| | | |
|-------------|-------------|---------------|
| | 15 (31') 11 | GUDJONSSON SS |
| GUIGOU M | 16 (31') 11 | |
| GUIGOU M | 17 (34') 11 | |
| | 17 (34') 12 | SIGURDSSON GV |
| KARABATIC N | 18 (34') 12 | |
| ABALO L | 19 (36') 12 | |
| GILLE B | 20 (38') 12 | |
| ABALO L | 21 (40') 12 | |
| | 21 (42') 13 | GEIRSSON L |
| GILLE B | 22 (42') 13 | |
| | 22 (43') 14 | GEIRSSON L |
| KARABATIC N | 23 (43') 14 | |
| | 23 (44') 15 | STEFANSSON O |
| KARABATIC N | 24 (46') 15 | |
| | 24 (49') 16 | ATLASON A |
| | 24 (50') 17 | PETERSSON A |
| NARCISSE D | 25 (52') 17 | |
| | 25 (53') 18 | SIGURDSSON S |
| | 25 (54') 19 | GUDJONSSON SS |
| GILLE B | 26 (54') 19 | |
| | 26 (55') 20 | GEIRSSON L |
| | 26 (57') 21 | STEFANSSON O |
| KARABATIC N | 27 (58') 21 | |
| | 27 (58') 22 | GUDJONSSON SS |
| ABATI J | 28 (58') 22 | |
| | 28 (59') 23 | SIGURDSSON GV |

| | | | | | |
|-------------------------|------------------------|----------------------------------|-------------------------|-------------------------|-------------------------|
| Legend: | % Efficiency | 2Min 2 Minute Suspensions | 6m 6-metre Shots | 7m 7-metre Shots | 9m 9-metre Shots |
| BT Breakthroughs | EX Exclusions | FB Fast Breaks | G/S Goals/Shots | RC Red Cards | |
| S/S Saves/Shots | Wing Wing Shots | YC Yellow Cards | | | |



MATCH TEAM STATISTICS

参赛队技术统计 / STATISTIQUES DU MATCH PAR ÉQUIPE

FRA 28 - 23 ISL

(15 - 10) (13 - 13)

Referees: (13) LEMME F / (14) ULLRICH B (GER)

FRA - France

| No. | Name | Shots | | | | | | | | Offence | | Defence | | Penalties | | | | TP |
|-----|------------------|-------|-----|------|------|-------|-----|-----|-----|---------|----|---------|----|-----------|------|----|----|-------|
| | | G/S | % | 6m | Wing | 9m | 7m | FB | BT | AS | TF | ST | BS | YC | 2Min | RC | EX | |
| 3 | DINART Didier | | | | | | | | | | | 3 | 1 | | 1 | | | 24:02 |
| 4 | BURDET Cedric | 4/7 | 57 | 0/2 | | 3/4 | | 1/1 | | 3 | 4 | | 1 | | | | | 48:04 |
| 5 | GILLE Guillaume | 0/2 | 0 | 0/2 | | | | | | | 1 | | 1 | | 1 | | | 18:30 |
| 6 | GILLE Bertrand | 5/7 | 71 | 4/5 | | 1/2 | | | | 1 | 2 | 2 | | 1 | | | | 54:31 |
| 8 | NARCISSE Daniel | 2/11 | 18 | 0/1 | | 2/8 | | 0/1 | 0/1 | | | | | | | | | 42:13 |
| 11 | GIRAULT Olivier | 1/2 | 50 | | | 0/1 | 1/1 | | | 2 | | 1 | | | | | | 32:27 |
| 12 | KARABOUE Daouda | | | | | | | | | | | | | | | | | 3:12 |
| 13 | KARABATIC Nikola | 8/9 | 89 | | | 7/8 | | | 1/1 | 4 | 2 | | | 1 | | | | 47:22 |
| 14 | KEMPE Christophe | | | | | | | | | | | | | | 1 | | | 4:25 |
| 16 | OMEYER Thierry | | | | | | | | | | 1 | | | | 1 | | | 58:48 |
| 18 | ABATI Joel | 1/1 | 100 | | 1/1 | | | | | | | | | | | | | 2:37 |
| 19 | ABALO Luc | 4/5 | 80 | 1/2 | 1/1 | | | 2/2 | | | 1 | | | 1 | | | | 53:40 |
| 21 | GUIGOU Michael | 3/4 | 75 | | 1/1 | | 1/1 | 0/1 | 1/1 | 1 | | | | | | | | 29:15 |
| 26 | PATY Cedric | 0/1 | 0 | | 0/1 | | | | | | | | | | | | | 0:54 |
| | Bench/Team | | | | | | | | | | | | | | | | | |
| | Totals | 28/49 | 57 | 5/12 | 3/4 | 13/23 | 2/2 | 3/5 | 2/3 | 11 | 11 | 6 | 3 | 3 | 4 | 0 | 0 | |

| No. | Name | Total Shots | | 6m Shots | | Wing Shots | | 9m Shots | | 7m Shots | | Fast Breaks | | Breakthroughs | |
|-----|-----------------|-------------|----|----------|----|------------|----|----------|----|----------|----|-------------|----|---------------|---|
| | | S/S | % | S/S | % | S/S | % | S/S | % | S/S | % | S/S | % | S/S | % |
| 12 | KARABOUE Daouda | 2/5 | 40 | | | | | 0/1 | 0 | 0/1 | 0 | 2/3 | 67 | | |
| 16 | OMEYER Thierry | 19/39 | 49 | 3/5 | 60 | 4/7 | 57 | 10/14 | 71 | 1/3 | 33 | 1/5 | 20 | 0/5 | 0 |
| | Totals | 21/44 | 48 | 3/5 | 60 | 4/7 | 57 | 10/15 | 67 | 1/4 | 25 | 3/8 | 38 | 0/5 | 0 |

| Team Shots | Goals | Saves | Missed | Post | Blocked | Total | % |
|---------------|-------|-------|--------|------|---------|-------|-----|
| 6m Shots | 5 | 4 | 2 | 1 | 0 | 12 | 42 |
| Wing Shots | 3 | 1 | 0 | 0 | 0 | 4 | 75 |
| 9m Shots | 13 | 5 | 0 | 2 | 3 | 23 | 57 |
| 7m Shots | 2 | 0 | 0 | 0 | n/a | 2 | 100 |
| Fast Breaks | 3 | 1 | 0 | 1 | 0 | 5 | 60 |
| Breakthroughs | 2 | 1 | 0 | 0 | 0 | 3 | 67 |
| Totals | 28 | 12 | 2 | 4 | 3 | 49 | 57 |

Number of Attacks: 57, Scoring Efficiency: 49%



MATCH TEAM STATISTICS

参赛队技术统计 / STATISTIQUES DU MATCH PAR ÉQUIPE

FRA 28 - 23 ISL
 (15 - 10) (13 - 13)

Referees: (13) LEMME F / (14) ULLRICH B (GER)

FRA - France

Shots Distribution

| Players | | | Goals / Shots | | | |
|------------|-------------|------------|---------------|---------------------------|--------------|----------------|
| 3 DINART D | 4 BURDET C | 5 GILLE G | 6 GILLE B | 8 NARCISSE D | 11 GIRAULT O | 13 KARABATIC N |
| | 0/1 | | | 1/1 | | 1/1 |
| | 0/1 | 0/1 | 1/1 | | 1/1 | 0/1 |
| | 1/1 1/1 2/2 | 0/1 | 2/3 1/1 | 0/3 | 0/1 | 4/4 3/3 |
| | 1-Blocked | | 1-Post | 1-Missed 3-Post 2-Blocked | | |
| 14 KEMPE C | 18 ABATI J | 19 ABALO L | 21 GUIGOU M | 26 PATY C | | |
| | | 2/2 | | | | |
| | | | 1/2 | | | |
| | | | 1/1 | | 0/1 | |
| | | 2/2 | 1/1 | | | |
| | | 1-Missed | | | | |

| Team | Offence | Defence | Goalkeepers |
|---------------------------|---------------------|-------------------|---------------|
| Goals / Shots | | | Saves / Shots |
| 1/1 2/3 3/4 | 2/3 Breakthroughs | 5/5 Breakthroughs | 0/1 1/3 0/5 |
| 2/3 3/6 | 0/3 2/4 | 3/6 1/2 | 6/9 1/1 8/8 |
| 8/13 2/3 7/7 | 5/8 9/13 | 1/10 1/3 | 4/10 0/3 1/4 |
| 2-Missed 4-Post 3-Blocked | 2/2 7m 0/1 2/6 | 1/4 0/1 | 12 KARABOUE D |
| | 1/1 3/5 Fast Breaks | 3/5 7m 2/3 | 0/1 1/1 1/1 |
| | | 5/11 Fast Breaks | 0/2 |
| | | | 16 OMEYER T |
| | | | 0/1 1/3 0/4 |
| | | | 6/9 7/7 |
| | | | 4/8 0/3 1/4 |



MATCH TEAM STATISTICS

参赛队技术统计 / STATISTIQUES DU MATCH PAR ÉQUIPE

FRA 28 - 23 ISL

(15 - 10) (13 - 13)

Referees: (13) LEMME F / (14) ULLRICH B (GER)

ISL - Iceland

| No. | Name | Shots | | | | | | | | Offence | | Defence | | Penalties | | | TP | |
|---------------|--------------------------|-------|----|-----|------|------|-----|------|-----|---------|----|---------|----|-----------|------|----|----|-------|
| | | G/S | % | 6m | Wing | 9m | 7m | FB | BT | AS | TF | ST | BS | YC | 2Min | RC | | EX |
| 1 | GUSTAVSSON Bjorgvin Pall | | | | | | | | | | | | | | | | | 47:59 |
| 3 | GEIRSSON Logi | 3/9 | 33 | 1/1 | | 1/5 | | 1/3 | | | 3 | 1 | 1 | | 1 | | | 22:09 |
| 5 | SIGURDSSON Sigfus | 1/2 | 50 | 0/1 | | | | 1/1 | | 1 | | | | | | | | 16:24 |
| 6 | HALLGRIMSSON Asgeir Orn | 0/1 | 0 | | | | | 0/1 | | | | | 1 | | | | | 16:39 |
| 7 | ATLASON Amor | 4/8 | 50 | 0/1 | | 3/5 | | 0/1 | 1/1 | 3 | 3 | | | | 1 | | | 40:15 |
| 9 | SIGURDSSON Gudjon Valur | 3/10 | 30 | 0/1 | 1/4 | 0/2 | | 1/2 | 1/1 | 1 | | 1 | | | | | | 51:46 |
| 10 | GUDJONSSON Snorri Steinn | 4/6 | 67 | 1/1 | | 0/1 | 3/4 | | | | | | | | | | | 28:09 |
| 11 | STEFANSSON Olafur | 5/11 | 45 | | | 1/6 | 0/1 | 1/1 | 3/3 | 3 | 4 | | | | | | | 53:31 |
| 14 | ASGEIRSSON Sturla | | | | | | | | | | | | | | | | | 8:14 |
| 15 | PETERSSON Alexander | 2/5 | 40 | | 2/3 | 0/1 | | 0/1 | | 1 | 1 | | 1 | 1 | | | | 54:44 |
| 16 | GUDMUNDSSON Hreidar Levy | | | | | | | | | | | | | | | | | 12:01 |
| 17 | JAKOBSSON Sverre Andreas | | | | | | | | | | | 1 | | | 1 | | | 21:18 |
| 18 | GUNNARSSON Robert | 1/2 | 50 | 0/1 | | | | 1/1 | | | | | | | | | | 23:38 |
| 19 | INGIMUNDARSON Ingimundur | | | | | | | | | | 1 | 1 | | 1 | | | | 23:13 |
| | Bench/Team | | | | | | | | | | | | | | | | | |
| Totals | | 23/54 | 43 | 2/6 | 3/7 | 5/20 | 3/5 | 5/11 | 5/5 | 9 | 12 | 3 | 3 | 3 | 3 | 0 | 0 | |

| No. | Name | Total Shots | | 6m Shots | | Wing Shots | | 9m Shots | | 7m Shots | | Fast Breaks | | Breakthroughs | |
|---------------|--------------------------|-------------|----|----------|----|------------|----|----------|----|----------|---|-------------|----|---------------|----|
| | | S/S | % | S/S | % | S/S | % | S/S | % | S/S | % | S/S | % | S/S | % |
| 1 | GUSTAVSSON Bjorgvin Pall | 12/33 | 36 | 4/8 | 50 | 1/3 | 33 | 5/15 | 33 | 0/1 | 0 | 1/3 | 33 | 1/3 | 33 |
| 16 | GUDMUNDSSON Hreidar Levy | 0/7 | 0 | 0/1 | 0 | 0/1 | 0 | 0/3 | 0 | 0/1 | 0 | 0/1 | 0 | | |
| Totals | | 12/40 | 30 | 4/9 | 44 | 1/4 | 25 | 5/18 | 28 | 0/2 | 0 | 1/4 | 25 | 1/3 | 33 |

| Team Shots | Goals | Saves | Missed | Post | Blocked | Total | % |
|---------------|-------|-------|--------|------|---------|-------|-----|
| 6m Shots | 2 | 3 | 0 | 0 | 1 | 6 | 33 |
| Wing Shots | 3 | 4 | 0 | 0 | 0 | 7 | 43 |
| 9m Shots | 5 | 10 | 2 | 1 | 2 | 20 | 25 |
| 7m Shots | 3 | 1 | 0 | 1 | n/a | 5 | 60 |
| Fast Breaks | 5 | 3 | 0 | 3 | 0 | 11 | 45 |
| Breakthroughs | 5 | 0 | 0 | 0 | 0 | 5 | 100 |
| Totals | 23 | 21 | 2 | 5 | 3 | 54 | 43 |

Number of Attacks: 58, Scoring Efficiency: 40%



MATCH TEAM STATISTICS
 参赛队技术统计 / STATISTIQUES DU MATCH PAR ÉQUIPE

FRA 28 - 23 ISL
 (15 - 10) (13 - 13)

Referees: (13) LEMME F / (14) ULLRICH B (GER)

ISL - Iceland

Shots Distribution

Players
Goals / Shots

| | | | | | | | | | | | | | | | | | | | | |
|-----------------|-----|-----|----------------|--|-----|-------------------|--|--|-----------------|--|-----|--------------------|-----------|-----|------------------|-----|-----|-----------------|-----|-----|
| 3 GEIRSSON L | | | 5 SIGURDSSON S | | | 6 HALLGRIMSSON AO | | | 7 ATLASON A | | | 9 SIGURDSSON GV | | | 10 GUDJONSSON SS | | | 11 STEFANSSON O | | |
| 0/1 | 0/1 | 0/2 | 0/1 | | | | | | 0/1 | | 3/3 | | | 1/1 | 1/1 | 1/1 | 1/1 | | 1/2 | |
| 2/3 | | 1/1 | 1/1 | | | | | | 1/2 | | 0/1 | 1/2 | | 0/3 | 0/1 | | | 2/3 | | 0/1 |
| 1-Missed | | | | | | 1-Post | | | 1-Missed | | | 1-Post | 1-Blocked | | | | | 1-Blocked | | |
| 14 ASGEIRSSON S | | | 15 PETERSSON A | | | 17 JAKOBSSON SA | | | 18 GUNNARSSON R | | | 19 INGIMUNDARSON I | | | | | | | | |
| | | | | | | | | | | | 0/1 | | | | | | | | | |
| | | | 1/2 | | | | | | | | 1/1 | | | | | | | | | |
| | | | | | 1/1 | | | | | | | | | | | | | | | |
| | | | 2-Post | | | | | | | | | | | | | | | | | |

| Team | Offence | Defence | Goalkeepers | | | | | | | | | | | | | | | | | | | | | | | | | | | | | | | | | | | | |
|---|---------|---------|---------------|-----|-----|-----|------|-----|-----|--|--|--|-----|-----|-----|-----|--|-----|------|-----|-----|-----|-----|-----|-----|--|-----|------|-----|-----|--|-----|-----|-----|--|--|--|--|-----|
| Goals / Shots | | | Saves / Shots | | | | | | | | | | | | | | | | | | | | | | | | | | | | | | | | | | | | |
| <table border="1"> <tr><td>1/1</td><td>2/3</td><td>5/5</td></tr> <tr><td>3/9</td><td>0/1</td><td>0/8</td></tr> <tr><td>6/10</td><td>3/3</td><td>3/4</td></tr> </table> <p>2-Missed 5-Post 3-Blocked</p> | 1/1 | 2/3 | 5/5 | 3/9 | 0/1 | 0/8 | 6/10 | 3/3 | 3/4 |  |  | <table border="1"> <tr><td>0/1</td><td>1/3</td><td>1/4</td></tr> <tr><td>1/3</td><td></td><td>3/6</td></tr> <tr><td>5/13</td><td>1/3</td><td>0/7</td></tr> </table> <p>1 GUSTAVSSON BP</p> <table border="1"> <tr><td>0/1</td><td>1/2</td><td>1/3</td></tr> <tr><td>1/2</td><td></td><td>3/6</td></tr> <tr><td>5/13</td><td>1/3</td><td>0/3</td></tr> </table> <p>16 GUDMUNDSSON HL</p> <table border="1"> <tr><td></td><td>0/1</td><td>0/1</td></tr> <tr><td>0/1</td><td></td><td></td></tr> <tr><td></td><td></td><td>0/4</td></tr> </table> | 0/1 | 1/3 | 1/4 | 1/3 | | 3/6 | 5/13 | 1/3 | 0/7 | 0/1 | 1/2 | 1/3 | 1/2 | | 3/6 | 5/13 | 1/3 | 0/3 | | 0/1 | 0/1 | 0/1 | | | | | 0/4 |
| 1/1 | 2/3 | 5/5 | | | | | | | | | | | | | | | | | | | | | | | | | | | | | | | | | | | | | |
| 3/9 | 0/1 | 0/8 | | | | | | | | | | | | | | | | | | | | | | | | | | | | | | | | | | | | | |
| 6/10 | 3/3 | 3/4 | | | | | | | | | | | | | | | | | | | | | | | | | | | | | | | | | | | | | |
| 0/1 | 1/3 | 1/4 | | | | | | | | | | | | | | | | | | | | | | | | | | | | | | | | | | | | | |
| 1/3 | | 3/6 | | | | | | | | | | | | | | | | | | | | | | | | | | | | | | | | | | | | | |
| 5/13 | 1/3 | 0/7 | | | | | | | | | | | | | | | | | | | | | | | | | | | | | | | | | | | | | |
| 0/1 | 1/2 | 1/3 | | | | | | | | | | | | | | | | | | | | | | | | | | | | | | | | | | | | | |
| 1/2 | | 3/6 | | | | | | | | | | | | | | | | | | | | | | | | | | | | | | | | | | | | | |
| 5/13 | 1/3 | 0/3 | | | | | | | | | | | | | | | | | | | | | | | | | | | | | | | | | | | | | |
| | 0/1 | 0/1 | | | | | | | | | | | | | | | | | | | | | | | | | | | | | | | | | | | | | |
| 0/1 | | | | | | | | | | | | | | | | | | | | | | | | | | | | | | | | | | | | | | | |
| | | 0/4 | | | | | | | | | | | | | | | | | | | | | | | | | | | | | | | | | | | | | |

Legend:

| | | | | |
|----------------------------|----------------------------------|-------------------------|-------------------------|-------------------------|
| % Efficiency | 2Min 2 Minute Suspensions | 6m 6-metre Shots | 7m 7-metre Shots | 9m 9-metre Shots |
| AS Assists | BS Blocked Shots | BT Breakthroughs | EX Exclusions | FB Fast Breaks |
| G/S Goals/Shots | n/a not applicable | RC Red Cards | S/S Saves/Shots | ST Steals |
| TF Technical Faults | TP Time Played | Wing Wing Shots | YC Yellow Cards | |

CUMULATIVE STATISTICS

累积技术统计 / STATISTIQUES CUMULATIVES

FRA - France

After 8 matches

| Players | | MP | Shots | | | | | | | | Offence | | Defence | | Penalties | | | | TP | |
|---------------|------------------|----|---------|-----|-------|-------|--------|-------|-------|-------|---------|----|---------|----|-----------|------|----|----|---------|--|
| No. | Name | | G/S | % | 6m | Wing | 9m | 7m | FB | BT | AS | TF | ST | BS | YC | 2Min | RC | EX | | |
| 2 | FERNANDEZ Jerome | 3 | 8/13 | 62 | 1/2 | 0/1 | 1/4 | 2/2 | 2/2 | 2/2 | 6 | | 2 | 1 | 1 | 1 | | | 1:33:07 | |
| 3 | DINART Didier | 8 | 4/5 | 80 | 4/4 | | | | | 0/1 | | 1 | 9 | 12 | 2 | 2 | | | 3:50:46 | |
| 4 | BURDET Cedric | 8 | 15/26 | 58 | 2/4 | | 11/19 | | | 2/3 | | 15 | 12 | 1 | 4 | 3 | 1 | | 3:29:55 | |
| 5 | GILLE Guillaume | 8 | 11/21 | 52 | 4/6 | | 4/10 | | | 1/3 | 2/2 | 7 | 6 | 6 | 8 | 2 | 5 | | 4:11:10 | |
| 6 | GILLE Bertrand | 8 | 35/48 | 73 | 24/32 | 0/1 | 3/6 | | | 8/9 | | 13 | 7 | 8 | 1 | 6 | 3 | | 5:52:58 | |
| 8 | NARCISSE Daniel | 8 | 35/69 | 51 | 7/9 | 0/1 | 19/44 | | | 4/6 | 5/9 | 14 | 10 | 3 | 1 | 1 | 2 | | 5:17:19 | |
| 11 | GIRAULT Olivier | 8 | 22/33 | 67 | 1/1 | 4/9 | 0/2 | 6/7 | 10/13 | 1/1 | 5 | 7 | 2 | | 2 | 1 | | | 4:32:28 | |
| 12 | KARABOUE Daouda | 8 | | | | | | | | | 1 | 2 | 1 | | | | | | 2:04:59 | |
| 13 | KARABATIC Nikola | 8 | 37/69 | 54 | 10/11 | 0/1 | 18/43 | 2/3 | 2/4 | 5/7 | 34 | 19 | 7 | 6 | 5 | 2 | | | 6:31:11 | |
| 14 | KEMPE Christophe | 8 | 5/5 | 100 | 3/3 | 1/1 | | | | 1/1 | | 3 | 4 | | | 1 | | | 42:54 | |
| 16 | OMEYER Thierry | 8 | 0/1 | 0 | | | | | | 0/1 | | 3 | 3 | | | 1 | | | 5:57:01 | |
| 18 | ABATI Joel | 8 | 8/14 | 57 | | 4/5 | 0/1 | 1/2 | 3/5 | 0/1 | 1 | 3 | 3 | | | 1 | | | 2:54:54 | |
| 19 | ABALO Luc | 8 | 29/47 | 62 | 2/3 | 11/19 | 0/7 | | | 12/14 | 4/4 | 7 | 13 | 6 | | 2 | 2 | | 5:30:16 | |
| 21 | GUIGOU Michael | 8 | 19/29 | 66 | 1/1 | 5/9 | 0/1 | 6/6 | 4/9 | 3/3 | 8 | 4 | 2 | | | | | | 3:30:08 | |
| 26 | PATY Cedric | 5 | 0/1 | 0 | | 0/1 | | | | | | | | | | | | | 0:54 | |
| | Bench/Team | | | | | | | | | | | | | | | 2 | | | | |
| Totals | | | 228/381 | 60 | 59/76 | 25/48 | 56/137 | 17/20 | 49/71 | 22/29 | 117 | 91 | 50 | 33 | 26 | 22 | 0 | 0 | | |

| Goalkeepers | | Total Shots | | 6m Shots | | Wing Shots | | 9m Shots | | 7m Shots | | Fast Breaks | | Breakthroughs | |
|---------------|-----------------|-------------|----|----------|----|------------|----|----------|----|----------|----|-------------|----|---------------|----|
| No. | Name | S/S | % | S/S | % | S/S | % | S/S | % | S/S | % | S/S | % | S/S | % |
| 12 | KARABOUE Daouda | 25/90 | 28 | 3/17 | 18 | 1/5 | 20 | 15/39 | 38 | 4/11 | 36 | 2/17 | 12 | 0/1 | 0 |
| 16 | OMEYER Thierry | 84/204 | 41 | 10/39 | 26 | 11/28 | 39 | 54/82 | 66 | 3/19 | 16 | 4/19 | 21 | 2/17 | 12 |
| Totals | | 109/294 | 37 | 13/56 | 23 | 12/33 | 36 | 69/121 | 57 | 7/30 | 23 | 6/36 | 17 | 2/18 | 11 |

| Team Shots | Goals | Saves | Missed | Post | Blocked | Total | % |
|---------------|-------|-------|--------|------|---------|-------|----|
| 6m Shots | 59 | 14 | 2 | 1 | 0 | 76 | 78 |
| Wing Shots | 25 | 15 | 3 | 5 | 0 | 48 | 52 |
| 9m Shots | 56 | 36 | 12 | 12 | 21 | 137 | 41 |
| 7m Shots | 17 | 3 | 0 | 0 | n/a | 20 | 85 |
| Fast Breaks | 49 | 11 | 7 | 4 | 0 | 71 | 69 |
| Breakthroughs | 22 | 7 | 0 | 0 | 0 | 29 | 76 |
| Totals | 228 | 86 | 24 | 22 | 21 | 381 | 60 |

| Played | | |
|--------|-----|---------|
| PR | BRA | 34 - 26 |
| PR | CHN | 33 - 19 |
| PR | CRO | 23 - 19 |
| PR | ESP | 28 - 21 |
| PR | POL | 30 - 30 |
| QF | RUS | 27 - 24 |
| SF | CRO | 25 - 23 |
| GM | ISL | 28 - 23 |

Number of Attacks: 440, Scoring Efficiency: 52%



CUMULATIVE STATISTICS

累积技术统计 / STATISTIQUES CUMULATIVES

FRA - France

After 8 matches

Shots Distribution

Players

Goals / Shots

| 2 FERNANDEZ J | | | 3 DINART D | | | 4 BURDET C | | | 5 GILLE G | | | 6 GILLE B | | | 8 NARCISSE D | | | 11 GIRAULT O | | |
|------------------|-----|-----|------------|--|-----|---------------------------|-----|-----|---------------------------|-----|-----|---|-----|-----|--------------|-----|-----|--------------|-----|-----|
| 0/1 | | 1/1 | 2/2 | | | 1/1 | 1/2 | 2/2 | 1/1 | | 1/1 | 1/1 | 2/4 | 2/2 | 2/4 | 2/3 | 1/3 | | 1/3 | |
| 1/1 | | 0/1 | | | | 1/3 | | | 1/2 | 1/1 | 1/2 | 1/3 | 0/1 | 3/3 | 3/4 | | 6/8 | 1/1 | | 2/3 |
| 2/2 | 2/2 | 2/2 | 1/1 | | 1/1 | 5/8 | 2/2 | 3/5 | 1/2 | 2/4 | 3/4 | 10/12 | 7/9 | 9/9 | 11/18 | 5/7 | 5/5 | 11/14 | 2/3 | 5/5 |
| 2-Post 1-Blocked | | | 1-Post | | | 3-Blocked 2-Missed 1-Post | | | 1-Blocked 1-Missed 3-Post | | | 5-Missed 6-Post 6-Blocked 2-Missed 2-Post | | | | | | | | |

| 13 KARABATIC N | | | 14 KEMPE C | | | 18 ABATI J | | | 19 ABALO L | | | 21 GUIGOU M | | | 26 PATY C | | |
|---------------------------|-----|-------|------------|-----|-----|------------|-----|-----|---|-----|-------|-------------|-----|-----|-----------|--|-----|
| 1/2 | 4/7 | 6/7 | | 1/1 | | | 1/1 | 2/4 | 5/7 | 2/3 | 2/2 | 2/2 | 2/3 | 6/8 | | | |
| 2/4 | 0/1 | 0/1 | | | | | | 2/2 | 4/4 | | 1/2 | 1/2 | | 1/1 | | | 0/1 |
| 6/8 | 4/7 | 14/17 | 2/2 | | 2/2 | 2/3 | | 1/3 | 2/3 | 1/2 | 12/13 | 4/5 | 1/2 | 2/3 | | | |
| 5-Missed 2-Post 8-Blocked | | | | | | 1-Missed | | | 6-Missed 3-Post 2-Blocked 1-Missed 2-Post | | | | | | | | |

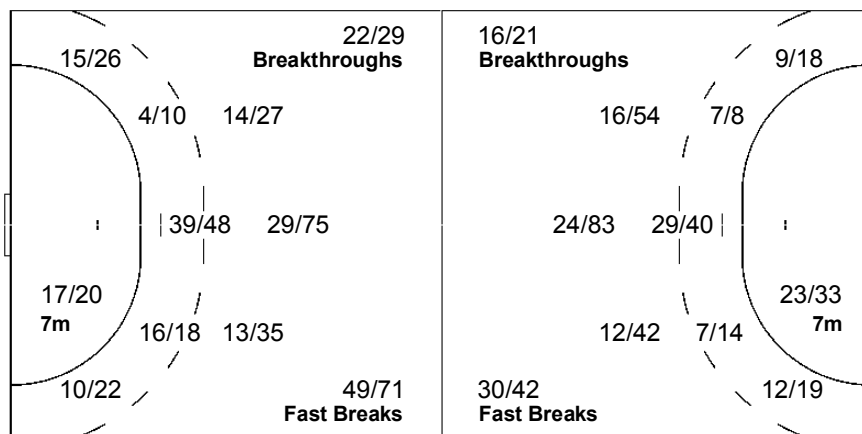
Team

Goals / Shots

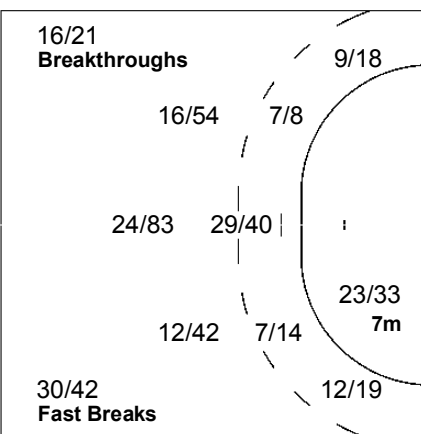
| | | |
|-------|-------|-------|
| 15/21 | 16/27 | 23/30 |
| 15/24 | 1/3 | 16/24 |
| 57/78 | 26/38 | 59/69 |

24-Missed 22-Post 21-Blocked

Offence



Defence



Goalkeepers

Saves / Shots

| | | |
|-------|-------|-------|
| 5/18 | 9/19 | 5/26 |
| 20/35 | 10/10 | 22/32 |
| 14/61 | 12/37 | 12/56 |

12 KARABOUE D

| | | |
|------|------|------|
| 1/6 | 2/3 | 1/9 |
| 4/11 | 3/3 | 7/10 |
| 2/15 | 2/12 | 3/21 |

16 OMEYER T

| | | |
|-------|-------|-------|
| 4/12 | 7/16 | 4/17 |
| 16/24 | 7/7 | 15/22 |
| 12/46 | 10/25 | 9/35 |

Player #2 FERNANDEZ Jerome replaced by #26 PATY Cedric

| Legend: | | | | | | | | | |
|---------|------------------|------|----------------------|------|----------------|-----|----------------|----|-------------------|
| % | Efficiency | 2Min | 2 Minute Suspensions | 6m | 6-metre Shots | 7m | 7-metre Shots | 9m | 9-metre Shots |
| AS | Assists | BS | Blocked Shots | BT | Breakthroughs | EX | Exclusions | FB | Fast Breaks |
| G/S | Goals/Shots | GM | Gold Medal Match | MP | Matches Played | n/a | not applicable | PR | Preliminary Round |
| QF | Quarterfinal | RC | Red Cards | S/S | Saves/Shots | SF | Semifinal | ST | Steals |
| TF | Technical Faults | TP | Time Played | Wing | Wing Shots | YC | Yellow Cards | | |

CUMULATIVE STATISTICS

累积技术统计 / STATISTIQUES CUMULATIVES

ISL - Iceland After 8 matches

| Players | | MP | Shots | | | | | | | | Offence | | Defence | | Penalties | | | | TP |
|---------------|--------------------------|----|---------|----|-------|-------|--------|-------|-------|-------|---------|----|---------|----|-----------|------|----|---------|----|
| No. | Name | | G/S | % | 6m | Wing | 9m | 7m | FB | BT | AS | TF | ST | BS | YC | 2Min | RC | EX | |
| 1 | GUSTAVSSON Bjorgvin Pall | 8 | | | | | | | | 3 | | | | 1 | | | | 5:17:32 | |
| 3 | GEIRSSON Logi | 8 | 25/49 | 51 | 2/2 | 0/1 | 17/37 | | 4/7 | 2/2 | 6 | 11 | 5 | 2 | | 7 | 1 | 3:20:15 | |
| 5 | SIGURDSSON Sigfus | 8 | 8/10 | 80 | 3/5 | | | | 5/5 | | 1 | | | 3 | 1 | 5 | | 1:34:47 | |
| 6 | HALLGRIMSSON Asgeir Orn | 8 | 7/15 | 47 | | 3/5 | 2/5 | | 1/4 | 1/1 | 2 | 4 | 2 | 2 | 2 | 2 | | 3:32:13 | |
| 7 | ATLASON Amor | 8 | 25/55 | 45 | 5/10 | 0/1 | 12/34 | | 6/7 | 2/3 | 30 | 14 | 2 | 3 | 2 | 4 | | 5:05:23 | |
| 9 | SIGURDSSON Gudjon Valur | 8 | 43/66 | 65 | 3/4 | 17/24 | 4/13 | | 17/22 | 2/3 | 12 | 11 | 8 | | 1 | 1 | | 6:50:31 | |
| 10 | GUDJONSSON Snorri Steinn | 8 | 48/77 | 62 | 15/19 | | 10/26 | 21/26 | 1/4 | 1/2 | 8 | 11 | | | | | | 3:52:23 | |
| 11 | STEFANSSON Olafur | 8 | 29/61 | 48 | 2/3 | 0/1 | 18/42 | 1/3 | 3/3 | 5/9 | 38 | 19 | 1 | 1 | 1 | | | 6:37:17 | |
| 14 | ASGEIRSSON Sturla | 8 | 3/4 | 75 | 1/1 | 2/3 | | | | | 1 | 1 | 1 | | | | | 56:35 | |
| 15 | PETERSSON Alexander | 8 | 31/57 | 54 | 2/2 | 5/10 | 8/23 | | 12/15 | 4/7 | 5 | 4 | 9 | 2 | 4 | 3 | | 6:09:20 | |
| 16 | GUDMUNDSSON Hreidar Levy | 8 | | | | | | | | | 2 | | | | | | | 2:42:02 | |
| 17 | JAKOBSSON Sverre Andreas | 8 | | | | | | | | | | 2 | 5 | 14 | 6 | 10 | 1 | 3:32:04 | |
| 18 | GUNNARSSON Robert | 8 | 19/27 | 70 | 18/25 | | | | 1/2 | | 8 | 10 | | | | 1 | | 3:17:50 | |
| 19 | INGIMUNDARSON Ingimundur | 8 | 4/5 | 80 | 2/2 | | | | 2/3 | | 1 | 3 | 1 | 6 | 5 | 5 | | 3:11:48 | |
| Bench/Team | | | | | | | | | | | | 2 | | | 3 | | | | |
| Totals | | | 242/426 | 57 | 53/73 | 27/45 | 71/180 | 22/29 | 52/72 | 17/27 | 117 | 92 | 34 | 33 | 26 | 38 | 2 | 0 | |

| Goalkeepers | | Total Shots | | 6m Shots | | Wing Shots | | 9m Shots | | 7m Shots | | Fast Breaks | | Breakthroughs | |
|---------------|--------------------------|-------------|----|----------|----|------------|----|----------|----|----------|----|-------------|----|---------------|----|
| No. | Name | S/S | % | S/S | % | S/S | % | S/S | % | S/S | % | S/S | % | S/S | % |
| 1 | GUSTAVSSON Bjorgvin Pall | 75/226 | 33 | 17/49 | 35 | 8/24 | 33 | 39/88 | 44 | 3/18 | 17 | 6/26 | 23 | 2/21 | 10 |
| 16 | GUDMUNDSSON Hreidar Levy | 30/113 | 27 | 2/17 | 12 | 1/9 | 11 | 20/49 | 41 | 1/10 | 10 | 5/15 | 33 | 1/13 | 8 |
| Totals | | 105/339 | 31 | 19/66 | 29 | 9/33 | 27 | 59/137 | 43 | 4/28 | 14 | 11/41 | 27 | 3/34 | 9 |

| Team Shots | Goals | Saves | Missed | Post | Blocked | Total | % |
|---------------|-------|-------|--------|------|---------|-------|----|
| 6m Shots | 53 | 13 | 6 | 0 | 1 | 73 | 73 |
| Wing Shots | 27 | 15 | 2 | 1 | 0 | 45 | 60 |
| 9m Shots | 71 | 66 | 11 | 8 | 24 | 180 | 39 |
| 7m Shots | 22 | 3 | 0 | 4 | n/a | 29 | 76 |
| Fast Breaks | 52 | 15 | 2 | 3 | 0 | 72 | 72 |
| Breakthroughs | 17 | 8 | 1 | 1 | 0 | 27 | 63 |
| Totals | 242 | 120 | 22 | 17 | 25 | 426 | 57 |

| Played | | |
|--------|-----|---------|
| PR | RUS | 33 - 31 |
| PR | GER | 33 - 29 |
| PR | KOR | 21 - 22 |
| PR | DEN | 32 - 32 |
| PR | EGY | 32 - 32 |
| QF | POL | 32 - 30 |
| SF | ESP | 36 - 30 |
| GM | FRA | 23 - 28 |

Number of Attacks: 461, Scoring Efficiency: 52%



CUMULATIVE STATISTICS
累积技术统计 / STATISTIQUES CUMULATIVES

ISL - Iceland
After 8 matches

Shots Distribution

Players

Goals / Shots

| | | | | | | | | | | | | | | | | | | | | |
|---------------------------|-----|-----|---------------------------|-----|-----|---------------------------|-----|-----|---------------------------|-----|------|---------------------------|------|-------|---------------------------|-----|-------|-----------------|-----|-----|
| 3 GEIRSSON L | | | 5 SIGURDSSON S | | | 6 HALLGRIMSSON AO | | | 7 ATLASON A | | | 9 SIGURDSSON GV | | | 10 GUDJONSSON SS | | | 11 STEFANSSON O | | |
| 0/1 | | 1/2 | | | | 2/2 | 1/1 | | 1/3 | | 5/6 | 3/4 | 2/3 | 2/2 | 6/6 | 2/2 | 8/10 | 3/5 | 2/3 | 3/4 |
| 3/6 | 0/3 | 1/5 | 1/2 | | 2/2 | 0/2 | | | 1/7 | | 0/3 | 4/6 | | 2/6 | 3/5 | 0/2 | 2/2 | 3/6 | | 0/4 |
| 15/17 | 1/4 | 4/5 | 3/3 | 1/2 | 1/1 | 2/2 | 0/1 | 2/2 | 8/14 | 1/2 | 9/10 | 12/15 | 7/12 | 11/14 | 11/14 | 6/9 | 10/14 | 10/14 | 3/5 | 5/6 |
| 3-Missed 1-Post 2-Blocked | | | 2-Missed 2-Post 1-Blocked | | | 5-Missed 1-Post 4-Blocked | | | 1-Missed 1-Post 2-Blocked | | | 4-Missed 3-Post 6-Blocked | | | 2-Missed 4-Post 8-Blocked | | | | | |

| | | | | | | | | | | | | | | |
|-----------------|-----|-----|---------------------------|-----|-----|-----------------|--|--|-----------------|-----|-----|--------------------|--|-----|
| 14 ASGEIRSSON S | | | 15 PETERSSON A | | | 17 JAKOBSSON SA | | | 18 GUNNARSSON R | | | 19 INGIMUNDARSON I | | |
| | 1/1 | | 3/5 | 1/3 | 4/4 | | | | 1/1 | 2/3 | 1/1 | | | 1/1 |
| | | | 5/7 | 0/1 | 4/6 | | | | 0/1 | | 1/4 | | | |
| 1/1 | | 1/1 | 7/8 | 3/6 | 4/8 | | | | 3/3 | 5/7 | 6/6 | 1/1 | | 2/2 |
| 1-Missed | | | 2-Missed 5-Post 2-Blocked | | | 1-Missed | | | 1-Missed | | | | | |

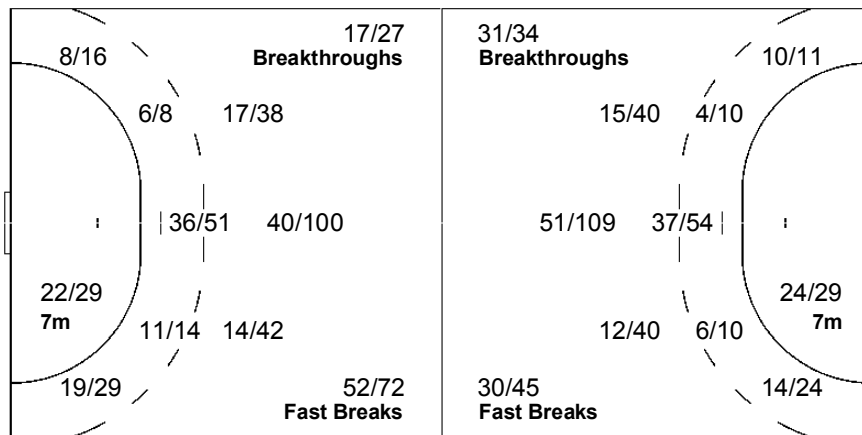
Team

Goals / Shots

| | | |
|-------|-------|-------|
| 19/27 | 11/16 | 25/30 |
| 20/42 | 0/6 | 12/32 |
| 73/92 | 27/48 | 55/69 |

22-Missed 17-Post 25-Blocked

Offence



Defence

Goalkeepers

Saves / Shots

| | | |
|-------|-------|-------|
| 4/22 | 4/14 | 9/27 |
| 15/44 | 3/3 | 19/41 |
| 24/79 | 13/38 | 14/71 |

1 GUSTAVSSON BP

| | | |
|-------|------|-------|
| 3/16 | 3/7 | 7/22 |
| 11/30 | 1/1 | 15/31 |
| 18/57 | 8/27 | 9/35 |

16 GUDMUNDSSON HL

| | | |
|------|------|------|
| 1/6 | 1/7 | 2/5 |
| 4/14 | 2/2 | 4/10 |
| 6/22 | 5/11 | 5/36 |

Legend:

| | | | | | | | | | |
|-----|------------------|------|----------------------|------|----------------|-----|----------------|----|-------------------|
| % | Efficiency | 2Min | 2 Minute Suspensions | 6m | 6-metre Shots | 7m | 7-metre Shots | 9m | 9-metre Shots |
| AS | Assists | BS | Blocked Shots | BT | Breakthroughs | EX | Exclusions | FB | Fast Breaks |
| G/S | Goals/Shots | GM | Gold Medal Match | MP | Matches Played | n/a | not applicable | PR | Preliminary Round |
| QF | Quarterfinal | RC | Red Cards | S/S | Saves/Shots | SF | Semifinal | ST | Steals |
| TF | Technical Faults | TP | Time Played | Wing | Wing Shots | YC | Yellow Cards | | |



CUMULATIVE STATISTICS

累积技术统计 / STATISTIQUES CUMULATIVES

ESP - Spain After 8 matches

| Players | | MP | Shots | | | | | | | | Offence | | Defence | | Penalties | | | | TP |
|---------------|-----------------------|----|---------|----|-------|-------|--------|-------|-------|-------|---------|-----|---------|----|-----------|------|----|---------|----|
| No. | Name | | G/S | % | 6m | Wing | 9m | 7m | FB | BT | AS | TF | ST | BS | YC | 2Min | RC | EX | |
| 1 | HOMBRADOS Jose Javier | 8 | | | | | | | | | | 2 | | | 1 | | | 4:22:09 | |
| 2 | ENTRERRIOS Alberto | 8 | 21/44 | 48 | 3/5 | | 10/28 | | 2/2 | 6/9 | 21 | 15 | 2 | 2 | | 1 | | 3:44:58 | |
| 4 | ROCAS Albert | 8 | 35/54 | 65 | 2/2 | 22/34 | 0/2 | 4/5 | 7/11 | | 5 | 3 | 2 | | | | | 5:20:40 | |
| 5 | ENTRERRIOS Raul | 8 | 11/22 | 50 | 1/2 | | 5/14 | | 1/1 | 4/5 | 20 | 11 | 3 | 1 | 2 | | | 3:49:30 | |
| 6 | GARABAYA Ruben | 8 | 15/20 | 75 | 13/18 | | | | 2/2 | | 14 | 8 | 2 | 6 | 4 | 3 | | 5:11:45 | |
| 7 | PRIETO Carlos | 8 | 19/27 | 70 | 19/26 | | | | 0/1 | | 9 | 7 | 4 | 24 | 6 | 10 | 2 | 4:27:31 | |
| 8 | BELAUSTEGUI Jon | 8 | 14/21 | 67 | 4/4 | 0/1 | 9/14 | | 1/2 | | 12 | 11 | 5 | 2 | 5 | 6 | | 4:50:41 | |
| 11 | LOZANO Demetrio | 8 | 10/19 | 53 | 3/3 | | 3/10 | | 2/3 | 2/3 | 8 | 10 | 6 | 9 | | 1 | | 2:49:20 | |
| 15 | DAVIS David | 8 | 7/10 | 70 | | 1/1 | | | 6/9 | | 2 | | 2 | | 2 | 2 | | 1:54:07 | |
| 16 | BARRUFET David | 8 | | | | | | | | | | | | | | | | 3:31:33 | |
| 17 | GARCIA Juan | 8 | 49/65 | 75 | 3/5 | 20/26 | | 16/22 | 9/10 | 1/2 | 6 | 5 | 6 | | | | | 6:11:19 | |
| 18 | ROMERO Iker | 8 | 30/68 | 44 | 2/10 | 1/1 | 13/41 | | 3/4 | 11/12 | 21 | 17 | 2 | 3 | 2 | 2 | | 5:02:27 | |
| 21 | MALMAGRO Cristian | 8 | 22/35 | 63 | 6/8 | | 6/17 | 2/2 | 1/1 | 7/7 | 10 | 13 | | | | 1 | | 2:24:49 | |
| 27 | TOMAS Victor | 8 | 13/21 | 62 | | 8/13 | | | 4/6 | 1/2 | 2 | 4 | 3 | | 1 | | | 2:19:11 | |
| Bench/Team | | | | | | | | | | | 1 | | | | 1 | | | | |
| Totals | | | 246/406 | 61 | 56/83 | 52/76 | 46/126 | 22/29 | 38/52 | 32/40 | 130 | 105 | 39 | 47 | 23 | 27 | 2 | 0 | |

| Goalkeepers | | Total Shots | | 6m Shots | | Wing Shots | | 9m Shots | | 7m Shots | | Fast Breaks | | Breakthroughs | |
|---------------|-----------------------|-------------|----|----------|----|------------|----|----------|----|----------|----|-------------|----|---------------|----|
| No. | Name | S/S | % | S/S | % | S/S | % | S/S | % | S/S | % | S/S | % | S/S | % |
| 1 | HOMBRADOS Jose Javier | 55/181 | 30 | 13/43 | 30 | 1/9 | 11 | 24/68 | 35 | 5/18 | 28 | 5/25 | 20 | 7/18 | 39 |
| 16 | BARRUFET David | 59/165 | 36 | 9/41 | 22 | 7/15 | 47 | 30/69 | 43 | 1/9 | 11 | 9/25 | 36 | 3/6 | 50 |
| Totals | | 114/348 | 33 | 22/84 | 26 | 8/24 | 33 | 54/137 | 39 | 6/27 | 22 | 14/52 | 27 | 10/24 | 42 |

| Team Shots | Goals | Saves | Missed | Post | Blocked | Total | % |
|---------------|-------|-------|--------|------|---------|-------|----|
| 6m Shots | 56 | 18 | 7 | 2 | 0 | 83 | 67 |
| Wing Shots | 52 | 18 | 2 | 4 | 0 | 76 | 68 |
| 9m Shots | 46 | 40 | 11 | 7 | 22 | 126 | 37 |
| 7m Shots | 22 | 5 | 0 | 2 | n/a | 29 | 76 |
| Fast Breaks | 38 | 11 | 0 | 3 | 0 | 52 | 73 |
| Breakthroughs | 32 | 5 | 1 | 1 | 1 | 40 | 80 |
| Totals | 246 | 97 | 21 | 19 | 23 | 406 | 61 |

| Played | | |
|--------|-----|---------|
| PR | CRO | 29 - 31 |
| PR | POL | 30 - 29 |
| PR | CHN | 36 - 22 |
| PR | FRA | 21 - 28 |
| PR | BRA | 36 - 35 |
| QF | KOR | 29 - 24 |
| SF | ISL | 30 - 36 |
| BM | CRO | 35 - 29 |

Number of Attacks: 477, Scoring Efficiency: 52%



CUMULATIVE STATISTICS
累积技术统计 / STATISTIQUES CUMULATIVES

ESP - Spain
After 8 matches

Shots Distribution

Players

Goals / Shots

| 2 ENTRERRIOS A | | | 4 ROCAS A | | | 5 ENTRERRIOS R | | | 6 GARABAYA R | | | 7 PRIETO C | | | 8 BELAUSTEGUI J | | | 11 LOZANO D | | |
|---------------------------|-----|-----|-----------------|------|-----|----------------|--|-----|---------------------------|-----|-----|------------|-----|-----|-----------------|--|-----|------------------|-----|-----|
| 2/4 | 0/1 | 1/1 | 7/7 | 1/3 | 3/3 | 1/1 | | 2/3 | 1/1 | | 1/1 | 2/3 | | 4/4 | | | 3/4 | | 1/2 | 0/1 |
| 4/6 | | 2/2 | 1/2 | | 4/6 | 1/3 | | 1/1 | 3/4 | | 1/1 | 2/4 | 0/1 | 0/1 | 3/4 | | 2/2 | 1/2 | | 1/1 |
| 6/6 | 2/4 | 4/7 | 5/7 | 7/10 | 7/8 | 5/8 | | 1/2 | 2/2 | 3/3 | 4/6 | 7/9 | 3/3 | 1/1 | 3/4 | | 3/4 | 6/7 | 0/1 | 1/1 |
| 4-Missed 2-Post 7-Blocked | | | 1-Missed 7-Post | | | 2-Missed | | | 2-Blocked 1-Missed 1-Post | | | 1-Missed | | | 1-Missed 2-Post | | | 1-Post 3-Blocked | | |

| 15 DAVIS D | | | 17 GARCIA J | | | 18 ROMERO I | | | 21 MALMAGRO C | | | 27 TOMAS V | | |
|-----------------|-----|-----|-----------------|-------|-----|-------------|-----|-------|-----------------|-----|-----|--------------------|-----|-----|
| 1/1 | 0/1 | 2/3 | 1/2 | 4/6 | 6/7 | 3/5 | 0/1 | 2/3 | 2/3 | 4/4 | 1/1 | 2/2 | 2/2 | 1/3 |
| | | 0/1 | 2/4 | 0/1 | 1/1 | 3/4 | 0/2 | 2/4 | 1/1 | | 3/4 | 2/5 | 0/1 | |
| 3/3 | 1/1 | | 8/8 | 20/27 | 7/7 | 7/9 | 3/6 | 10/14 | 6/8 | 1/2 | 4/7 | 3/3 | 1/1 | 2/3 |
| 1-Missed 1-Post | | | 8-Missed 4-Post | | | 8-Blocked | | | 1-Missed 1-Post | | | 3-Blocked 1-Missed | | |

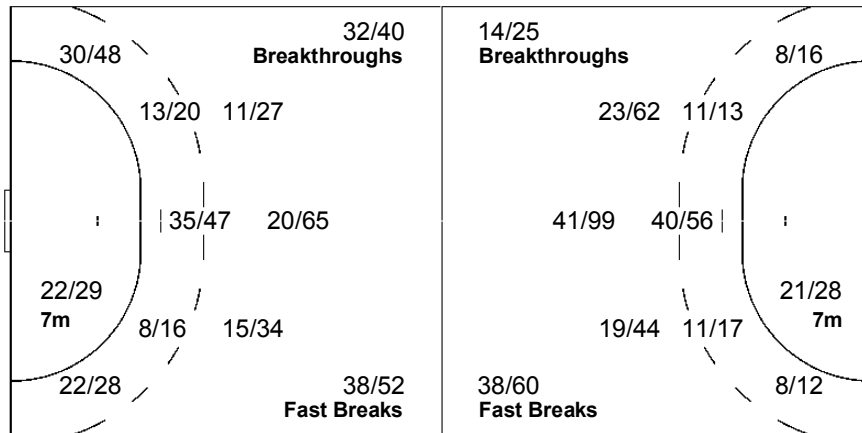
Team

Goals / Shots

| | | |
|-------|-------|-------|
| 22/29 | 12/20 | 26/34 |
| 23/39 | 0/5 | 17/24 |
| 61/74 | 41/58 | 44/60 |

21-Missed 19-Post 23-Blocked

Offence



Defence

Goalkeepers

Saves / Shots

| | | |
|-------|-------|-------|
| 9/28 | 8/13 | 10/25 |
| 12/22 | 7/7 | 9/22 |
| 15/91 | 19/41 | 25/99 |

1 HOMBRADOS JJ

| | | |
|-------|-------|-------|
| 4/11 | 2/5 | 4/11 |
| 6/11 | 3/3 | 4/10 |
| 11/57 | 10/23 | 11/50 |

16 BARRUFET D

| | | |
|------|------|-------|
| 5/17 | 6/8 | 6/14 |
| 6/11 | 4/4 | 5/11 |
| 4/34 | 9/17 | 14/49 |

Legend:

| | | | | | | | | | |
|-----------|------------------|-------------|----------------------|-------------|----------------|------------|----------------|-----------|-------------------|
| % | Efficiency | 2Min | 2 Minute Suspensions | 6m | 6-metre Shots | 7m | 7-metre Shots | 9m | 9-metre Shots |
| AS | Assists | BM | Bronze Medal Match | BS | Blocked Shots | BT | Breakthroughs | EX | Exclusions |
| FB | Fast Breaks | G/S | Goals/Shots | MP | Matches Played | n/a | not applicable | PR | Preliminary Round |
| QF | Quarterfinal | RC | Red Cards | S/S | Saves/Shots | SF | Semifinal | ST | Steals |
| TF | Technical Faults | TP | Time Played | Wing | Wing Shots | YC | Yellow Cards | | |



CUMULATIVE STATISTICS

累积技术统计 / STATISTIQUES CUMULATIVES

CRO - Croatia After 8 matches

| Players | | MP | Shots | | | | | | | | Offence | | Defence | | Penalties | | | TP |
|---------------|-------------------|----|---------|----|-------|-------|--------|-------|-------|-------|---------|----|---------|----|-----------|------|----|---------|
| No. | Name | | G/S | % | 6m | Wing | 9m | 7m | FB | BT | AS | TF | ST | BS | YC | 2Min | RC | |
| 1 | LOSERT Venio | 8 | | | | | | | | 3 | 1 | | | | | | | 3:42:19 |
| 3 | SULIC Renato | 8 | 9/12 | 75 | 7/10 | | | | | 2/2 | | 2 | 4 | | | 1 | 2 | 1:59:19 |
| 4 | BALIC Ivano | 7 | 9/29 | 31 | 4/5 | | | 2/19 | | 1/2 | 2/3 | 10 | 9 | | | 1 | | 2:27:45 |
| 5 | DUVNJAK Domagoj | 8 | 24/34 | 71 | 5/5 | | | 3/11 | 6/6 | 3/3 | 7/9 | 10 | 9 | 4 | | 2 | | 2:58:46 |
| 6 | LACKOVIC Blazenko | 8 | 19/47 | 40 | 2/2 | | | 14/40 | | 1/2 | 2/3 | 14 | 8 | 4 | | 1 | | 3:42:15 |
| 9 | VORI Igor | 8 | 23/29 | 79 | 14/17 | 1/1 | | | | 6/9 | 2/2 | 10 | 10 | 2 | 10 | 4 | 1 | 5:41:22 |
| 10 | DOMINIKOVIC Davor | 8 | 2/3 | 67 | 1/1 | | | | | 1/2 | | 3 | 4 | 4 | 13 | 5 | 2 | 2:30:41 |
| 11 | DZOMBA Mirza | 8 | 34/48 | 71 | 1/1 | 4/10 | | | 20/28 | 9/9 | | 3 | 4 | 4 | | 1 | 1 | 3:28:42 |
| 13 | HORVAT Zlatko | 8 | 16/24 | 67 | 2/2 | 10/14 | 0/2 | | | 4/6 | | 3 | 7 | 3 | | 1 | | 4:34:36 |
| 14 | VUKOVIC Drago | 8 | 12/25 | 48 | 5/5 | | | 4/16 | | 2/3 | 1/1 | 16 | 4 | | 5 | 3 | 3 | 3:06:53 |
| 17 | SPREM Goran | 5 | 25/35 | 71 | 1/2 | 10/17 | | | 2/3 | 11/12 | 1/1 | 3 | | 1 | 1 | 1 | 1 | 4:40:31 |
| 19 | METLICIC Petar | 8 | 16/41 | 39 | 7/11 | | | 5/23 | | 1/2 | 3/5 | 32 | 19 | 1 | 2 | 3 | 6 | 5:45:35 |
| 23 | VUKIC Ljubo | 3 | 8/13 | 62 | | 4/8 | | | | 4/5 | | 2 | 3 | | | | | 2:42:35 |
| 24 | VALCIC Tonci | 8 | 21/35 | 60 | 3/7 | | | 11/20 | | 3/3 | 4/5 | 12 | 16 | 6 | 2 | 1 | 4 | 4:21:00 |
| 25 | ALILOVIC Mirko | 8 | | | | | | | | | | 3 | | | | | | 4:17:41 |
| | Bench/Team | | | | | | | | | | | 1 | | | 2 | 1 | | |
| Totals | | | 218/375 | 58 | 52/68 | 29/50 | 39/131 | 28/37 | 48/60 | 22/29 | 124 | 98 | 32 | 33 | 22 | 25 | 1 | 0 |

| Goalkeepers | | Total Shots | | 6m Shots | | Wing Shots | | 9m Shots | | 7m Shots | | Fast Breaks | | Breakthroughs | |
|---------------|----------------|-------------|----|----------|----|------------|----|----------|----|----------|----|-------------|----|---------------|----|
| No. | Name | S/S | % | S/S | % | S/S | % | S/S | % | S/S | % | S/S | % | S/S | % |
| 1 | LOSERT Venio | 44/135 | 33 | 10/41 | 24 | 6/15 | 40 | 20/39 | 51 | 1/9 | 11 | 5/22 | 23 | 2/9 | 22 |
| 25 | ALILOVIC Mirko | 46/154 | 30 | 13/31 | 42 | 5/22 | 23 | 23/53 | 43 | 1/13 | 8 | 3/26 | 12 | 1/9 | 11 |
| Totals | | 90/289 | 31 | 23/72 | 32 | 11/37 | 30 | 43/92 | 47 | 2/22 | 9 | 8/48 | 17 | 3/18 | 17 |

| Team Shots | Goals | Saves | Missed | Post | Blocked | Total | % |
|---------------|-------|-------|--------|------|---------|-------|----|
| 6m Shots | 52 | 10 | 3 | 3 | 0 | 68 | 76 |
| Wing Shots | 29 | 13 | 2 | 6 | 0 | 50 | 58 |
| 9m Shots | 39 | 44 | 15 | 6 | 27 | 131 | 30 |
| 7m Shots | 28 | 7 | 1 | 1 | n/a | 37 | 76 |
| Fast Breaks | 48 | 10 | 0 | 1 | 1 | 60 | 80 |
| Breakthroughs | 22 | 6 | 1 | 0 | 0 | 29 | 76 |
| Totals | 218 | 90 | 22 | 17 | 28 | 375 | 58 |

| Played | | |
|--------|-----|---------|
| PR | ESP | 31 - 29 |
| PR | BRA | 33 - 14 |
| PR | FRA | 19 - 23 |
| PR | POL | 24 - 27 |
| PR | CHN | 33 - 22 |
| QF | DEN | 26 - 24 |
| SF | FRA | 23 - 25 |
| BM | ESP | 29 - 35 |

Number of Attacks: 434, Scoring Efficiency: 50%

CUMULATIVE STATISTICS

累积技术统计 / STATISTIQUES CUMULATIVES

CRO - Croatia

After 8 matches

Shots Distribution

Players

Goals / Shots

| 3 SULIC R | 4 BALIC I | 5 DUVNJAK D | 6 LACKOVIC B | 9 VORI I | 10 DOMINIKOVIC D | 11 DZOMBA M |
|-----------------|------------------------------------|-------------------------------------|--------------|-------------|------------------|-----------------|
| 1/1 | 1/1 1/1 1/2 | 2/3 1/1 | 0/1 0/3 2/2 | 1/1 2/2 1/2 | 0/1 | 3/4 5/6 0/1 |
| 2/2 | 0/2 0/1 | 1/1 0/1 4/4 | 2/2 1/4 | 0/2 0/2 | | 4/8 2/4 |
| 3/3 1/2 2/2 | 4/8 0/1 2/2 | 11/12 1/1 4/6 | 4/7 2/3 8/10 | 6/7 6/6 7/7 | 2/2 | 6/6 6/6 8/9 |
| 1-Missed 1-Post | 3-Missed 2-Post 6-Blocked 3-Missed | 2-Blocked 5-Missed 3-Post 7-Blocked | | | | 1-Missed 3-Post |

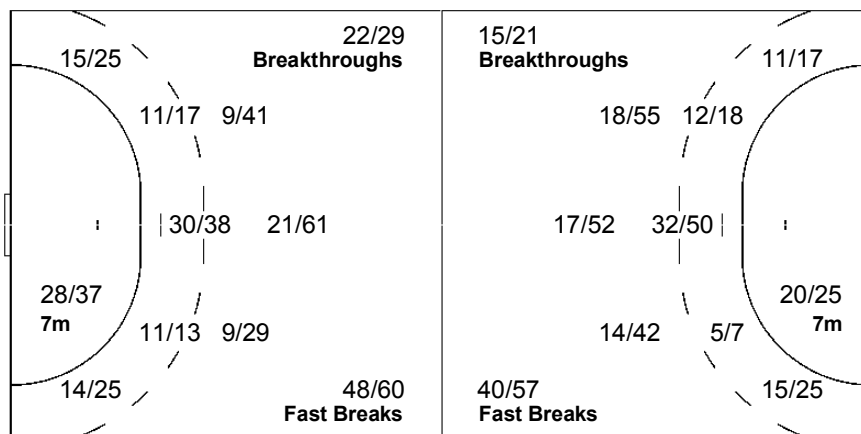
| 13 HORVAT Z | 14 VUKOVIC D | 17 SPREM G | 19 METLICIC P | 23 VUKIC L | 24 VALCIC T |
|------------------------------------|--------------|-------------|---|------------|---------------------------|
| 1/2 | 0/1 3/4 | 1/2 2/2 3/3 | 0/1 1/1 1/2 | 2/4 1/2 | 1/3 2/2 |
| 0/1 | 2/3 | 5/8 1/3 | 0/1 0/2 4/8 | | 0/1 0/1 3/5 |
| 7/7 2/2 6/7 | 4/6 1/1 2/2 | 8/8 2/4 3/3 | 2/4 1/3 7/10 | 2/2 2/2 | 2/3 1/1 12/15 |
| 1-Missed 3-Post 1-Blocked 3-Missed | 5-Blocked | 2-Post | 3-Missed 1-Post 5-Blocked 1-Missed 1-Post | | 1-Missed 1-Post 2-Blocked |

Team

Goals / Shots

| | | |
|-----------|---------|------------|
| 13/24 | 11/16 | 15/21 |
| 16/31 | 0/4 | 16/32 |
| 61/75 | 23/30 | 63/75 |
| 22-Missed | 17-Post | 28-Blocked |

Offence



Defence

Goalkeepers

Saves / Shots

| | | |
|-------|-------|-------|
| 6/24 | 3/16 | 9/30 |
| 13/28 | 4/4 | 14/22 |
| 13/66 | 12/36 | 16/63 |

1 LOSERT V

| | | |
|------|------|------|
| 1/8 | 2/8 | 4/18 |
| 8/17 | 2/2 | 8/12 |
| 6/29 | 7/15 | 6/26 |

25 ALILOVIC M

| | | |
|------|------|-------|
| 5/16 | 1/8 | 5/12 |
| 5/11 | 2/2 | 6/10 |
| 7/37 | 5/21 | 10/37 |

Player #23 VUKIC Ljubo replaced by #17 SPREM Goran

| Legend: | | | |
|---------|------------------|------|----------------------|
| % | Efficiency | 2Min | 2 Minute Suspensions |
| AS | Assists | BM | Bronze Medal Match |
| FB | Fast Breaks | G/S | Goals/Shots |
| QF | Quarterfinal | RC | Red Cards |
| TF | Technical Faults | TP | Time Played |
| 6m | 6-metre Shots | BS | Blocked Shots |
| 7m | 7-metre Shots | MP | Matches Played |
| 9m | 9-metre Shots | S/S | Saves/Shots |
| | | Wing | Wing Shots |
| | | BT | Breakthroughs |
| | | n/a | not applicable |
| | | SF | Semifinal |
| | | YC | Yellow Cards |
| | | EX | Exclusions |
| | | PR | Preliminary Round |
| | | ST | Steals |



CUMULATIVE STATISTICS

累积技术统计 / STATISTIQUES CUMULATIVES

POL - Poland

After 8 matches

| Players | | MP | Shots | | | | | | | | Offence | | Defence | | Penalties | | | | TP |
|---------------|--------------------|----|---------|----|-------|-------|--------|-------|-------|-------|---------|-----|---------|----|-----------|------|----|----|---------|
| No. | Name | | G/S | % | 6m | Wing | 9m | 7m | FB | BT | AS | TF | ST | BS | YC | 2Min | RC | EX | |
| 1 | SZMAL Slawomir | 8 | | | | | | | | 2 | | | | | | | | | 5:31:01 |
| 2 | JASZKA Bartlomiej | 8 | 12/17 | 71 | 4/6 | | 3/4 | | 2/3 | 3/4 | 8 | 10 | 9 | 2 | | | | | 2:41:15 |
| 3 | LIJEWSKI Krzysztof | 8 | 19/34 | 56 | 1/3 | | 10/23 | | 6/6 | 2/2 | 28 | 10 | 6 | 3 | 3 | 3 | | | 5:01:30 |
| 5 | JACHLEWSKI Mateusz | 8 | 24/35 | 69 | 2/3 | 7/11 | | 0/1 | 14/17 | 1/3 | 2 | | | | 2 | | | | 4:34:48 |
| 6 | TKACZYK Grzegorz | 8 | 25/45 | 56 | 5/11 | | 14/25 | | 3/5 | 3/4 | 21 | 17 | 4 | 6 | 4 | 2 | | | 5:20:37 |
| 8 | BIELECKI Karol | 8 | 14/42 | 33 | | | 12/40 | | 1/1 | 1/1 | 7 | 5 | 2 | 3 | 1 | 1 | | | 2:37:25 |
| 9 | SIODMIAK Artur | 8 | 6/10 | 60 | 4/7 | | | | 2/3 | | 5 | 4 | 3 | 4 | 5 | 4 | | | 3:51:52 |
| 13 | JURECKI Bartosz | 8 | 32/47 | 68 | 26/38 | | 1/1 | | 3/6 | 2/2 | 12 | 19 | 1 | 2 | 5 | 3 | | | 4:09:28 |
| 14 | JURASIK Mariusz | 8 | 37/59 | 63 | 3/6 | 14/20 | 6/11 | | 11/19 | 3/3 | 8 | 10 | 1 | | | 1 | | | 6:08:28 |
| 15 | JURECKI Michal | 8 | 12/31 | 39 | 1/2 | | 4/18 | | 5/9 | 2/2 | 12 | 13 | 5 | 15 | 2 | 5 | | | 5:11:19 |
| 16 | WICHARY Marcin | 8 | | | | | | | | 1 | 1 | 2 | | | | | | | 2:28:58 |
| 19 | TLUCZYNSKI Tomasz | 8 | 31/42 | 74 | | 6/9 | 0/1 | 14/17 | 9/13 | 2/2 | 1 | 1 | 2 | | | | | | 3:26:41 |
| 22 | LIJEWSKI Marcin | 8 | 14/29 | 48 | 0/1 | | 6/18 | 5/5 | 1/2 | 2/3 | 22 | 8 | 2 | 3 | 2 | 3 | | | 3:05:03 |
| 28 | PIWKO Pawel | 8 | 9/13 | 69 | | 3/4 | 1/1 | | 4/7 | 1/1 | | 2 | 2 | | | | | | 1:51:35 |
| Bench/Team | | | | | | | | | | | | | | | 2 | | | | |
| Totals | | | 235/404 | 58 | 46/77 | 30/44 | 57/142 | 19/23 | 61/91 | 22/27 | 129 | 100 | 39 | 38 | 24 | 24 | 0 | 0 | |

| Goalkeepers | | Total Shots | | 6m Shots | | Wing Shots | | 9m Shots | | 7m Shots | | Fast Breaks | | Breakthroughs | |
|---------------|----------------|-------------|----|----------|----|------------|----|----------|----|----------|----|-------------|----|---------------|----|
| No. | Name | S/S | % | S/S | % | S/S | % | S/S | % | S/S | % | S/S | % | S/S | % |
| 1 | SZMAL Slawomir | 85/227 | 37 | 11/39 | 28 | 8/29 | 28 | 53/102 | 52 | 2/17 | 12 | 8/31 | 26 | 3/9 | 33 |
| 16 | WICHARY Marcin | 31/103 | 30 | 1/18 | 6 | 6/15 | 40 | 19/45 | 42 | 3/7 | 43 | 0/12 | 0 | 2/6 | 33 |
| Totals | | 116/330 | 35 | 12/57 | 21 | 14/44 | 32 | 72/147 | 49 | 5/24 | 21 | 8/43 | 19 | 5/15 | 33 |

| Team Shots | Goals | Saves | Missed | Post | Blocked | Total | % |
|---------------|-------|-------|--------|------|---------|-------|----|
| 6m Shots | 46 | 26 | 4 | 1 | 0 | 77 | 60 |
| Wing Shots | 30 | 9 | 4 | 1 | 0 | 44 | 68 |
| 9m Shots | 57 | 53 | 11 | 6 | 15 | 142 | 40 |
| 7m Shots | 19 | 3 | 0 | 1 | n/a | 23 | 83 |
| Fast Breaks | 61 | 20 | 4 | 5 | 1 | 91 | 67 |
| Breakthroughs | 22 | 5 | 0 | 0 | 0 | 27 | 81 |
| Totals | 235 | 116 | 23 | 14 | 16 | 404 | 58 |

| Played | | |
|--------|-----|---------|
| PR | CHN | 33 - 19 |
| PR | ESP | 29 - 30 |
| PR | BRA | 28 - 25 |
| PR | CRO | 27 - 24 |
| PR | FRA | 30 - 30 |
| QF | ISL | 30 - 32 |
| PL | KOR | 29 - 26 |
| PL | RUS | 29 - 28 |

Number of Attacks: 457, Scoring Efficiency: 51%



CUMULATIVE STATISTICS

累积技术统计 / STATISTIQUES CUMULATIVES

POL - Poland

After 8 matches

Shots Distribution

Players

Goals / Shots

| 2 JASZKA B | | | 3 LIJEWSKI K | | | 5 JACHLEWSKI M | | | 6 TKACZYK G | | | 8 BIELECKI K | | | 9 SIODMIAK A | | | 13 JURECKI B | | |
|---------------------------|-----|-----|---------------------------|-----|------|---------------------------|-----|-----|---------------------------|-----|-----|-----------------|-----|-----|--------------|--|-----|--------------|-----|-------|
| 3/4 | | 2/2 | 2/2 | 0/1 | 1/4 | 1/1 | 0/1 | 2/2 | 6/6 | 1/4 | 1/2 | 2/4 | 0/1 | 1/2 | | | 1/1 | 4/7 | 1/2 | 3/3 |
| 1/2 | | | 3/4 | | 2/4 | 0/2 | | 1/3 | 2/3 | 0/2 | 4/6 | 4/10 | 0/1 | 1/4 | 1/2 | | 0/1 | 4/6 | | 2/6 |
| 2/3 | 1/3 | 3/3 | 8/11 | 1/1 | 2/4 | 7/8 | 6/8 | 7/7 | 4/6 | 2/3 | 5/5 | 3/4 | | 3/6 | 3/3 | | 1/1 | 3/4 | 5/6 | 10/11 |
| 2-Missed 1-Post | | | 3-Missed | | | 2-Missed 3-Post 3-Blocked | | | 2-Missed 2-Post 6-Blocked | | | 1-Missed 1-Post | | | 2-Missed | | | | | |
| 14 JURASIK M | | | 15 JURECKI M | | | 19 TLUCZYNSKI T | | | 22 LIJEWSKI M | | | 28 PIWKO P | | | | | | | | |
| 6/7 | 6/6 | 4/4 | | | | 1/1 | | 5/6 | 5/5 | | | 3/3 | | | | | | | | |
| 2/4 | 0/1 | 0/3 | 0/3 | | 1/2 | 1/3 | | 4/6 | 0/1 | | 1/3 | 1/1 | | 0/1 | | | | | | |
| 10/14 | 4/6 | 5/7 | 2/3 | 1/3 | 8/10 | 7/7 | 5/8 | 8/8 | 5/9 | 0/1 | 3/7 | 5/5 | 0/1 | | | | | | | |
| 3-Missed 3-Post 1-Blocked | | | 6-Missed 1-Post 3-Blocked | | | 1-Missed 2-Post | | | 3-Blocked 1-Missed 1-Post | | | | | | | | | | | |

Team

Offence

Defence

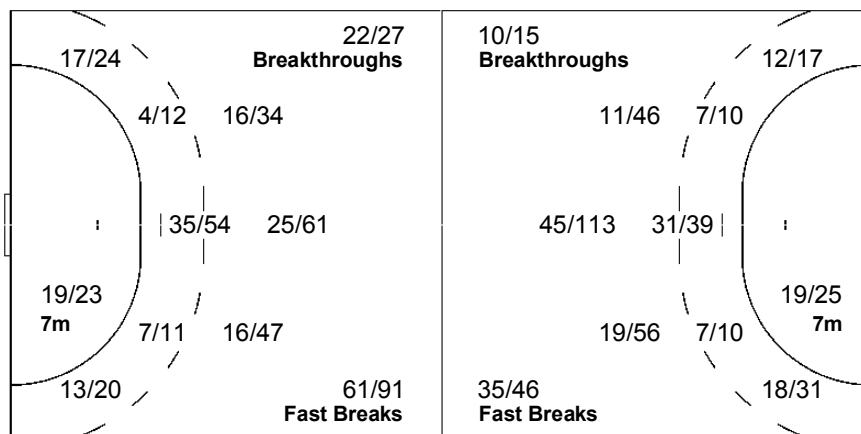
Goalkeepers

Goals / Shots

Saves / Shots

| | | |
|-------|-------|-------|
| 33/40 | 8/15 | 20/26 |
| 19/41 | 0/4 | 16/39 |
| 59/77 | 25/40 | 55/69 |

23-Missed 14-Post 16-Blocked



| | | |
|-------|-------|-------|
| 13/32 | 12/19 | 6/24 |
| 15/29 | 4/4 | 18/36 |
| 17/71 | 16/38 | 15/77 |

1 SZMAL S

| | | |
|-------|-------|-------|
| 10/23 | 10/17 | 6/18 |
| 10/19 | 3/3 | 15/25 |
| 11/46 | 12/29 | 8/47 |

16 WICHARY M

| | | |
|------|-----|------|
| 3/9 | 2/2 | 0/6 |
| 5/10 | 1/1 | 3/11 |
| 6/25 | 4/9 | 7/30 |

Legend:

| | | | | | | | | | |
|-----|--------------|------|----------------------|-----|----------------|----|---------------|----|-------------------|
| % | Efficiency | 2Min | 2 Minute Suspensions | 6m | 6-metre Shots | 7m | 7-metre Shots | 9m | 9-metre Shots |
| AS | Assists | BS | Blocked Shots | BT | Breakthroughs | EX | Exclusions | FB | Fast Breaks |
| G/S | Goals/Shots | MP | Matches Played | n/a | not applicable | PL | Placement | PR | Preliminary Round |
| QF | Quarterfinal | RC | Red Cards | S/S | Saves/Shots | ST | Steals | TF | Technical Faults |
| TP | Time Played | Wing | Wing Shots | YC | Yellow Cards | | | | |

CUMULATIVE STATISTICS

累积技术统计 / STATISTIQUES CUMULATIVES

RUS - Russian Fed.

After 8 matches

| Players | | MP | Shots | | | | | | | | Offence | | Defence | | Penalties | | | TP |
|---------------|------------------------|----|---------|----|-------|-------|--------|-------|-------|-------|---------|-----|---------|----|-----------|------|----|---------|
| No. | Name | | G/S | % | 6m | Wing | 9m | 7m | FB | BT | AS | TF | ST | BS | YC | 2Min | RC | |
| 1 | GRAMS Oleg | 8 | | | | | | | | | 1 | | | | | | | 5:52:30 |
| 2 | FILIPPOV Vasily | 8 | 22/41 | 54 | 5/8 | 0/1 | 7/15 | | 6/9 | 4/8 | 19 | 11 | 3 | 1 | | 1 | | 4:29:36 |
| 6 | KRIVOSHLYKOV Denis | 8 | 5/10 | 50 | 0/1 | 2/5 | | | 2/2 | 1/2 | 6 | | | | 1 | 1 | | 2:32:02 |
| 8 | EVDOKIMOV Egor | 8 | 14/17 | 82 | 12/15 | | | | 1/1 | 1/1 | 1 | 8 | 1 | 7 | 2 | 4 | | 3:40:45 |
| 10 | CHERNOIVANOV Alexander | 8 | 26/43 | 60 | 25/40 | | | | 0/1 | 1/2 | 12 | 8 | 3 | 11 | 5 | 5 | | 5:08:11 |
| 15 | RASTVORTSEV Alexey | 8 | 25/44 | 57 | 0/1 | | 20/38 | | 3/3 | 2/2 | 7 | 6 | | 3 | 2 | 2 | | 3:15:35 |
| 16 | KOSTYGOV Alexey | 8 | | | | | | | | | 2 | 1 | | | | | | 2:07:30 |
| 17 | KAMANIN Alexey | 8 | 18/39 | 46 | 0/1 | | 12/32 | | 4/4 | 2/2 | 18 | 10 | 2 | 8 | 3 | 5 | 1 | 4:45:23 |
| 19 | ASLANYAN Samvel | 8 | 3/7 | 43 | 1/1 | | 1/5 | | | 1/1 | 2 | 2 | | | | 1 | | 39:03 |
| 23 | KOKSHAROV Eduard | 8 | 31/42 | 74 | 0/1 | 9/10 | 1/2 | 15/21 | 5/7 | 1/1 | 5 | 13 | 6 | 2 | 2 | 4 | | 5:13:29 |
| 25 | KOVALEV Dmitry | 8 | 17/31 | 55 | 1/5 | 11/18 | 0/1 | | 5/7 | | 4 | 6 | 1 | | | 1 | | 5:23:31 |
| 31 | DIBIROV Timur | 8 | 14/23 | 61 | 2/3 | 5/8 | 0/1 | 3/4 | 4/5 | 0/2 | 5 | 8 | 3 | | | 2 | | 3:03:33 |
| 35 | IGROPULO Konstantin | 8 | 36/63 | 57 | 1/1 | 2/3 | 13/34 | 11/13 | 4/5 | 5/7 | 23 | 28 | 3 | | 5 | 7 | | 6:03:42 |
| 77 | IVANOV Vitaly | 8 | 5/16 | 31 | 2/6 | | 1/8 | | | 2/2 | 10 | 6 | 3 | | 2 | | | 3:45:10 |
| Bench/Team | | | | | | | | | | | 2 | | | | 2 | | | |
| Totals | | | 216/376 | 57 | 49/83 | 29/45 | 55/136 | 29/38 | 34/44 | 20/30 | 114 | 110 | 25 | 32 | 24 | 33 | 1 | 0 |

| Goalkeepers | | Total Shots | | 6m Shots | | Wing Shots | | 9m Shots | | 7m Shots | | Fast Breaks | | Breakthroughs | |
|---------------|-----------------|-------------|----|----------|----|------------|----|----------|----|----------|----|-------------|----|---------------|----|
| No. | Name | S/S | % | S/S | % | S/S | % | S/S | % | S/S | % | S/S | % | S/S | % |
| 1 | GRAMS Oleg | 91/250 | 36 | 21/46 | 46 | 13/36 | 36 | 36/83 | 43 | 2/16 | 13 | 13/50 | 26 | 6/19 | 32 |
| 16 | KOSTYGOV Alexey | 31/86 | 36 | 7/17 | 41 | 2/9 | 22 | 14/28 | 50 | 3/9 | 33 | 3/18 | 17 | 2/5 | 40 |
| Totals | | 122/336 | 36 | 28/63 | 44 | 15/45 | 33 | 50/111 | 45 | 5/25 | 20 | 16/68 | 24 | 8/24 | 33 |

| Team Shots | Goals | Saves | Missed | Post | Blocked | Total | % |
|---------------|-------|-------|--------|------|---------|-------|----|
| 6m Shots | 49 | 31 | 1 | 2 | 0 | 83 | 59 |
| Wing Shots | 29 | 12 | 2 | 2 | 0 | 45 | 64 |
| 9m Shots | 55 | 43 | 12 | 6 | 20 | 136 | 40 |
| 7m Shots | 29 | 5 | 1 | 3 | n/a | 38 | 76 |
| Fast Breaks | 34 | 7 | 1 | 2 | 0 | 44 | 77 |
| Breakthroughs | 20 | 7 | 1 | 2 | 0 | 30 | 67 |
| Totals | 216 | 105 | 18 | 17 | 20 | 376 | 57 |

| Played | | |
|--------|-----|---------|
| PR | ISL | 31 - 33 |
| PR | EGY | 28 - 27 |
| PR | DEN | 24 - 25 |
| PR | GER | 24 - 24 |
| PR | KOR | 29 - 22 |
| QF | FRA | 24 - 27 |
| PL | DEN | 28 - 27 |
| PL | POL | 28 - 29 |

Number of Attacks: 443, Scoring Efficiency: 49%



CUMULATIVE STATISTICS
累积技术统计 / STATISTIQUES CUMULATIVES

RUS - Russian Fed.
After 8 matches

Shots Distribution

| 2 FILIPPOV V | | | 6 KRIVOSHLYKOV D | | | 8 EVDOKIMOV E | | | 10 CHERNOIVANOV A | | | 15 RASTVORTSEV A | | | 17 KAMANIN A | | | 19 ASLANYAN S | | |
|---------------------------|-----|-----|------------------|-----|-----|---------------|-----|-----|-------------------|-----|-------|---------------------------|-----|-------|------------------------------------|-----|-----|---------------|-----|-----|
| 2/2 | | 3/3 | 0/2 | 1/1 | 1/1 | 1/1 | | 1/2 | 4/5 | 2/4 | 1/2 | 2/3 | | 1/1 | 0/1 | | 3/3 | | | |
| 1/4 | | 1/4 | 0/1 | | 2/2 | | | 5/6 | 2/3 | | 1/8 | 3/5 | | 1/2 | 1/3 | 0/1 | 2/7 | | | |
| 6/8 | 4/5 | 5/7 | 1/1 | 0/1 | 0/1 | 2/2 | 0/1 | 5/5 | 4/5 | 1/1 | 11/11 | 4/6 | 3/4 | 11/16 | 5/8 | 1/1 | 6/8 | 2/3 | 1/1 | 0/1 |
| 5-Missed 2-Post 1-Blocked | | | | | | | | | 4-Post | | | 3-Missed 1-Post 3-Blocked | | | 2-Missed 1-Post 4-Blocked 1-Missed | | | 1-Blocked | | |

| 23 KOKSHAROV E | | | 25 KOVALEV D | | | 31 DIBIROV T | | | 35 IGROPULO K | | | 77 IVANOV V | | |
|-----------------|-----|-------|--------------|-----|-----|-----------------|-----|-----|---------------------------|-----|-----|-------------|-----|-----|
| 3/3 | | 3/3 | 0/1 | 2/3 | 0/1 | 1/2 | 3/3 | 1/3 | 2/3 | 2/2 | 4/4 | 2/3 | 0/1 | |
| 1/3 | | 7/9 | 1/2 | | 1/4 | 1/3 | | | 3/7 | | 3/4 | 1/2 | | 1/2 |
| 3/5 | 4/5 | 10/11 | 5/6 | 4/6 | 4/6 | 4/4 | 3/3 | 1/2 | 8/9 | 5/8 | 9/9 | 0/1 | 1/4 | 0/1 |
| 1-Missed 2-Post | | | 2-Post | | | 1-Missed 2-Post | | | 5-Missed 3-Post 9-Blocked | | | 2-Blocked | | |

Team

Offence

Defence

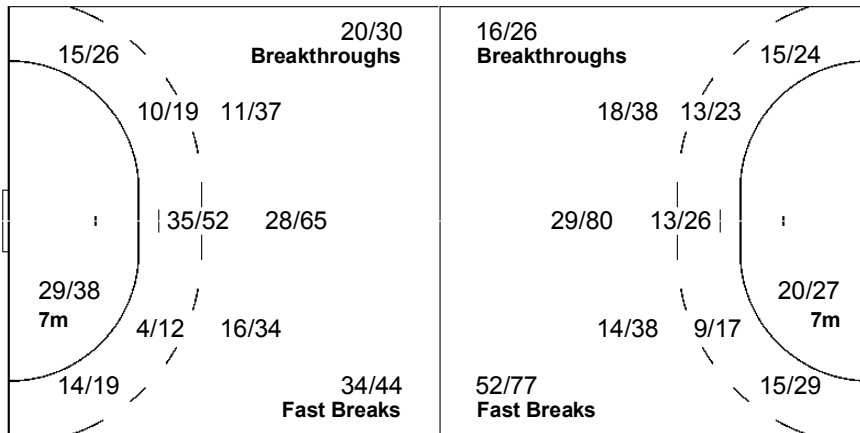
Goalkeepers

Goals / Shots

Saves / Shots

| | | |
|-------|-------|-------|
| 17/26 | 10/14 | 18/23 |
| 14/33 | 0/1 | 24/48 |
| 44/58 | 27/40 | 62/78 |

18-Missed 17-Post 20-Blocked



| | | |
|-------|-------|-------|
| 3/29 | 8/15 | 5/27 |
| 24/44 | 7/7 | 18/27 |
| 19/72 | 22/48 | 16/67 |

1 GRAMS O

| | | |
|-------|-------|-------|
| 1/18 | 3/8 | 2/17 |
| 21/36 | 6/6 | 16/24 |
| 15/54 | 16/37 | 11/50 |

16 KOSTYGOV A

| | | |
|------|------|------|
| 2/11 | 5/7 | 3/10 |
| 3/8 | 1/1 | 2/3 |
| 4/18 | 6/11 | 5/17 |

| Legend: | | | | | | | | | |
|---------|--------------|------|----------------------|-----|----------------|----|---------------|----|-------------------|
| % | Efficiency | 2Min | 2 Minute Suspensions | 6m | 6-metre Shots | 7m | 7-metre Shots | 9m | 9-metre Shots |
| AS | Assists | BS | Blocked Shots | BT | Breakthroughs | EX | Exclusions | FB | Fast Breaks |
| G/S | Goals/Shots | MP | Matches Played | n/a | not applicable | PL | Placement | PR | Preliminary Round |
| QF | Quarterfinal | RC | Red Cards | S/S | Saves/Shots | ST | Steals | TF | Technical Faults |
| TP | Time Played | Wing | Wing Shots | YC | Yellow Cards | | | | |



CUMULATIVE STATISTICS

累积技术统计 / STATISTIQUES CUMULATIVES

DEN - Denmark

After 8 matches

| Players | | MP | Shots | | | | | | | | Offence | | Defence | | Penalties | | | TP |
|---------------|---------------------------|----|---------|----|-------|-------|--------|-------|-------|-------|---------|----|---------|----|-----------|------|----|---------|
| No. | Name | | G/S | % | 6m | Wing | 9m | 7m | FB | BT | AS | TF | ST | BS | YC | 2Min | RC | |
| 1 | HVIDT Kasper | 8 | | | | | | | | | 1 | 1 | | | | | | 6:35:57 |
| 4 | BOESEN Lasse | 8 | 22/48 | 46 | 1/1 | | 21/47 | | | 8 | 5 | | | | | | | 2:19:24 |
| 6 | JOERGENSEN Lars Troels | 8 | 3/6 | 50 | 2/3 | | | | 1/2 | 0/1 | 13 | 5 | 3 | 10 | 8 | 9 | 1 | 4:07:23 |
| 7 | JENSEN Jesper | 8 | 16/34 | 47 | 5/7 | 1/1 | 6/19 | | 1/2 | 3/5 | 20 | 17 | 2 | 4 | 4 | 3 | | 4:56:37 |
| 9 | CHRISTIANSEN Lars Roslyng | 8 | 42/59 | 71 | 0/1 | 15/24 | | 8/12 | 19/22 | | 1 | 2 | 2 | | | 1 | | 7:07:50 |
| 12 | HENRIKSEN Peter | 8 | | | | | | | | 2 | | | | | | | | 1:23:29 |
| 13 | SPELLERBERG Bo | 8 | 14/32 | 44 | 1/2 | | 4/16 | 7/9 | 0/2 | 2/3 | 12 | 11 | | | | | | 1:52:11 |
| 14 | KNUDSEN Michael V | 1 | | | | | | | | | | | | | | | | |
| 15 | HANSEN Mikkel | 7 | 22/42 | 52 | 1/3 | | 19/36 | | 0/1 | 2/2 | 5 | 4 | 1 | | | | | 1:15:02 |
| 19 | NOEDDESBO Jesper | 8 | 36/47 | 77 | 25/34 | | | | 11/13 | | 8 | 19 | 1 | 9 | 1 | 5 | | 6:52:32 |
| 22 | SARUP Kasper Soendergaard | 8 | 17/38 | 45 | 3/6 | 1/1 | 10/28 | | 1/1 | 2/2 | 5 | 7 | | | | | | 1:55:47 |
| 23 | BOLDSEN Joachim Rietveld | 8 | 9/19 | 47 | 4/5 | 0/1 | 3/11 | | 2/2 | | 12 | 4 | 5 | 3 | 5 | 6 | | 5:03:13 |
| 24 | LINDBERG Hans Ottar | 8 | 25/46 | 54 | 0/2 | 13/28 | 2/5 | | 8/9 | 2/2 | 8 | 3 | 3 | | | | | 7:37:21 |
| 25 | BRUUN JOERGENSEN Klavs | 8 | 13/30 | 43 | | | 12/29 | | | 1/1 | 10 | 8 | 1 | 1 | 1 | | | 1:57:36 |
| 26 | NIELSEN Kasper | 7 | 6/13 | 46 | 0/1 | | 1/4 | | 5/7 | 0/1 | 4 | 2 | 4 | 1 | 2 | 9 | 1 | 2:55:38 |
| Bench/Team | | | | | | | | | | | 1 | | | | 2 | | | |
| Totals | | | 225/414 | 54 | 42/65 | 30/55 | 78/195 | 15/21 | 48/61 | 12/17 | 108 | 89 | 23 | 28 | 23 | 33 | 2 | 0 |

| Goalkeepers | | Total Shots | | 6m Shots | | Wing Shots | | 9m Shots | | 7m Shots | | Fast Breaks | | Breakthroughs | |
|---------------|-----------------|-------------|----|----------|----|------------|----|----------|----|----------|----|-------------|----|---------------|----|
| No. | Name | S/S | % | S/S | % | S/S | % | S/S | % | S/S | % | S/S | % | S/S | % |
| 1 | HVIDT Kasper | 94/260 | 36 | 7/45 | 16 | 15/35 | 43 | 52/104 | 50 | 7/22 | 32 | 8/36 | 22 | 5/18 | 28 |
| 12 | HENRIKSEN Peter | 16/61 | 26 | 2/9 | 22 | 1/4 | 25 | 13/23 | 57 | 0/7 | 0 | 0/12 | 0 | 0/6 | 0 |
| Totals | | 110/321 | 34 | 9/54 | 17 | 16/39 | 41 | 65/127 | 51 | 7/29 | 24 | 8/48 | 17 | 5/24 | 21 |

| Team Shots | Goals | Saves | Missed | Post | Blocked | Total | % |
|---------------|-------|-------|--------|------|---------|-------|----|
| 6m Shots | 42 | 20 | 1 | 2 | 0 | 65 | 65 |
| Wing Shots | 30 | 21 | 0 | 4 | 0 | 55 | 55 |
| 9m Shots | 78 | 61 | 9 | 6 | 41 | 195 | 40 |
| 7m Shots | 15 | 4 | 0 | 2 | n/a | 21 | 71 |
| Fast Breaks | 48 | 6 | 2 | 2 | 3 | 61 | 79 |
| Breakthroughs | 12 | 3 | 1 | 1 | 0 | 17 | 71 |
| Totals | 225 | 115 | 13 | 17 | 44 | 414 | 54 |

| Played | | |
|--------|-----|---------|
| PR | EGY | 23 - 23 |
| PR | KOR | 30 - 31 |
| PR | RUS | 25 - 24 |
| PR | ISL | 32 - 32 |
| PR | GER | 27 - 21 |
| QF | CRO | 24 - 26 |
| PL | RUS | 27 - 28 |
| PL | KOR | 37 - 26 |

Number of Attacks: 434, Scoring Efficiency: 52%

CUMULATIVE STATISTICS

累积技术统计 / STATISTIQUES CUMULATIVES

DEN - Denmark After 8 matches

Shots Distribution

Players

Goals / Shots

| 4 BOESEN L | | | 6 JOERGENSEN LT | | | 7 JENSEN J | | | 9 CHRISTIANSEN LR | | | 13 SPELLERBERG B | | | 14 KNUDSEN MV | | | 15 HANSEN M | | |
|-----------------|------------|-----|-----------------|-----|-----|-----------------|-----------|-----------------|-------------------|-----------|-------|------------------|-----|-----|---------------|--|--|-------------|-----|-----|
| 3/3 | 1/1 | 2/2 | | 0/2 | 1/1 | 2/2 | 1/1 | 1/1 | 7/7 | 4/4 | 10/12 | 2/2 | 2/3 | 1/1 | | | | 2/2 | 0/1 | 5/7 |
| 2/2 | | 4/5 | | | | 0/1 | | 0/2 | 2/6 | | 5/8 | 2/2 | 0/2 | 0/3 | | | | 3/3 | | 1/3 |
| 4/7 | 1/2 | 5/8 | 1/1 | | 1/1 | 6/10 | 1/2 | 5/5 | 4/7 | | 10/11 | 2/3 | 1/2 | 4/6 | | | | 7/11 | 0/3 | 4/5 |
| 3-Missed 1-Post | 14-Blocked | | 1-Post | | | 4-Missed 2-Post | 4-Blocked | 1-Missed 3-Post | 3-Missed 4-Post | 1-Blocked | | | | | | | | 7-Blocked | | |

| 19 NOEDDESBO J | | | 22 SARUP KS | | | 23 BOLDSSEN JR | | | 24 LINDBERG HO | | | 25 BRUUN JOERGENSEN K | | | 26 NIELSEN K | | |
|----------------|-----|-------|-------------|-----------|----------|----------------|-----|-----|----------------|-----------|-----|-----------------------|-----------|----------|--------------|-----|-----|
| 4/5 | 0/1 | 6/6 | 2/2 | | 0/1 | 1/1 | | | 2/2 | 3/7 | 0/1 | 2/3 | 1/2 | 2/3 | | | 0/2 |
| 3/6 | | 3/5 | 4/5 | | 1/4 | 0/1 | | | 1/4 | 0/2 | 0/3 | 1/2 | | 0/1 | | | 1/1 |
| 7/7 | 2/4 | 11/12 | 4/7 | 0/2 | 6/10 | 2/3 | 2/4 | 4/6 | 4/7 | 10/11 | 5/5 | 3/3 | 0/1 | 4/8 | 2/3 | 2/3 | 1/1 |
| 1-Post | | | 1-Post | 6-Blocked | 1-Missed | 3-Blocked | | | 3-Post | 1-Blocked | | 1-Post | 6-Blocked | 1-Missed | 2-Blocked | | |

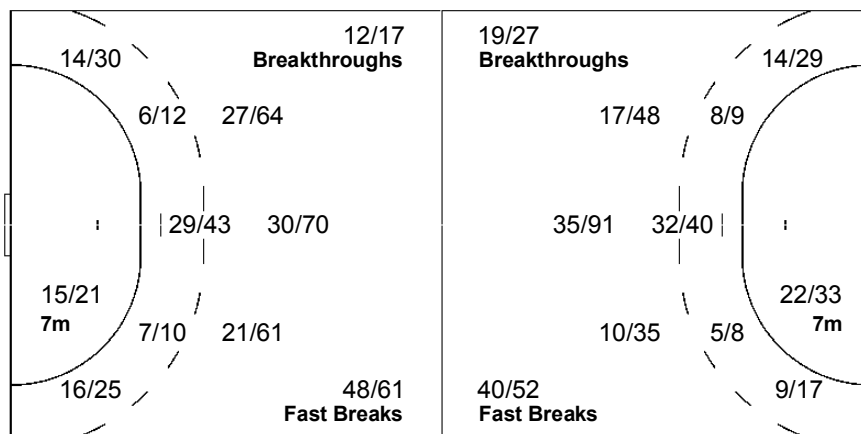
Team

Goals / Shots

| | | |
|-------|-------|-------|
| 27/29 | 12/22 | 28/37 |
| 18/32 | 0/4 | 15/35 |
| 46/69 | 19/34 | 60/78 |

13-Missed 17-Post 44-Blocked

Offence



Defence

Goalkeepers

Saves / Shots

| | | |
|-------|-------|-------|
| 8/20 | 5/13 | 9/25 |
| 14/27 | 2/2 | 12/27 |
| 28/90 | 15/31 | 17/86 |

1 HVIDT K

| | | |
|-------|-------|-------|
| 6/16 | 5/10 | 7/20 |
| 14/24 | 1/1 | 10/24 |
| 24/75 | 15/28 | 12/62 |

12 HENRIKSEN P

| | | |
|------|-----|------|
| 2/4 | 0/3 | 2/5 |
| 0/3 | 1/1 | 2/3 |
| 4/15 | 0/3 | 5/24 |

Player #14 KNUDSEN Michael V replaced by #15 HANSEN Mikkel

| Legend: | | | | | | | | | |
|---------|--------------|------|----------------------|-----|----------------|----|---------------|----|-------------------|
| % | Efficiency | 2Min | 2 Minute Suspensions | 6m | 6-metre Shots | 7m | 7-metre Shots | 9m | 9-metre Shots |
| AS | Assists | BS | Blocked Shots | BT | Breakthroughs | EX | Exclusions | FB | Fast Breaks |
| G/S | Goals/Shots | MP | Matches Played | n/a | not applicable | PL | Placement | PR | Preliminary Round |
| QF | Quarterfinal | RC | Red Cards | S/S | Saves/Shots | ST | Steals | TF | Technical Faults |
| TP | Time Played | Wing | Wing Shots | YC | Yellow Cards | | | | |

CUMULATIVE STATISTICS

累积技术统计 / STATISTIQUES CUMULATIVES

KOR - Korea After 8 matches

| Players | | MP | Shots | | | | | | | | Offence | | Defence | | Penalties | | | TP | |
|---------------|----------------|----|---------|----|-------|-------|--------|-------|-------|-------|---------|----|---------|----|-----------|------|----|---------|----|
| No. | Name | | G/S | % | 6m | Wing | 9m | 7m | FB | BT | AS | TF | ST | BS | YC | 2Min | RC | | EX |
| 1 | HAN Kyungtai | 8 | | | | | | | | | | 2 | | | | | | 5:02:31 | |
| 2 | JEONG Yikyeong | 8 | 23/53 | 43 | 1/2 | 0/1 | 19/44 | 1/1 | 2/5 | 8 | 11 | 1 | 2 | 2 | 3 | | | 4:38:36 | |
| 6 | KIM Teawan | 8 | 4/9 | 44 | 1/1 | 1/4 | 1/2 | | 1/2 | 2 | 3 | 3 | 2 | 1 | 3 | | | 4:06:33 | |
| 7 | JUNG Suyoung | 8 | 34/67 | 51 | 3/6 | 4/6 | 18/41 | 2/4 | 6/8 | 8 | 13 | 5 | | 3 | 3 | | | 6:35:10 | |
| 8 | PARK Junggeu | 8 | 15/20 | 75 | 14/19 | | | | 1/1 | 8 | 11 | 3 | 3 | 5 | 5 | | | 6:13:57 | |
| 10 | PARK Chanyong | 8 | 0/1 | 0 | 0/1 | | | | | 1 | 1 | | | | | | | 1:04:04 | |
| 13 | YOON Kyungshin | 8 | 22/46 | 48 | 1/1 | | 16/36 | 0/2 | 3/3 | 6 | 7 | 4 | 6 | 1 | 2 | | | 3:06:00 | |
| 14 | CHO Chihyo | 8 | 16/35 | 46 | 1/2 | 1/2 | 2/12 | 8/12 | 3/5 | 1 | 3 | 2 | | 1 | | | | 3:37:42 | |
| 15 | LEE Teayoung | 8 | 9/13 | 69 | 1/1 | 0/2 | | 4/5 | 2/3 | 6 | 5 | 2 | | 1 | | | | 3:23:36 | |
| 16 | KANG Ilkoo | 8 | | | | | | | | | | | | | | | | 2:58:06 | |
| 17 | LEE Jaewoo | 8 | 16/37 | 43 | 1/1 | | 8/24 | | 1/5 | 6/7 | 14 | 11 | | 1 | 2 | 1 | | 6:23:44 | |
| 18 | PAEK Wonchul | 8 | 25/57 | 44 | 0/2 | 0/1 | 18/40 | 4/6 | 2/3 | 1/5 | 10 | 13 | 3 | 1 | | | | 3:30:40 | |
| 20 | KO Kyungsoo | 8 | 23/41 | 56 | 2/2 | 5/7 | 8/21 | 1/1 | 6/9 | 1/1 | 5 | 8 | 2 | | 1 | | | 3:24:25 | |
| 23 | YOON Kyungmin | 8 | 11/29 | 38 | 1/2 | 0/2 | 6/18 | | 4/6 | 0/1 | 2 | 4 | 4 | 3 | 3 | | | 1:54:56 | |
| Bench/Team | | | | | | | | | | | | 2 | | | | | | | |
| Totals | | | 198/408 | 49 | 26/40 | 11/25 | 96/238 | 20/31 | 31/50 | 14/24 | 71 | 92 | 31 | 17 | 20 | 18 | 0 | 0 | |

| Goalkeepers | | Total Shots | | 6m Shots | | Wing Shots | | 9m Shots | | 7m Shots | | Fast Breaks | | Breakthroughs | |
|---------------|--------------|-------------|----|----------|----|------------|----|----------|----|----------|----|-------------|----|---------------|----|
| No. | Name | S/S | % | S/S | % | S/S | % | S/S | % | S/S | % | S/S | % | S/S | % |
| 1 | HAN Kyungtai | 67/204 | 33 | 10/41 | 24 | 13/38 | 34 | 23/59 | 39 | 3/10 | 30 | 7/29 | 24 | 11/27 | 41 |
| 16 | KANG Ilkoo | 25/112 | 22 | 8/31 | 26 | 4/11 | 36 | 9/32 | 28 | 0/6 | 0 | 3/19 | 16 | 1/13 | 8 |
| Totals | | 92/316 | 29 | 18/72 | 25 | 17/49 | 35 | 32/91 | 35 | 3/16 | 19 | 10/48 | 21 | 12/40 | 30 |

| Team Shots | Goals | Saves | Missed | Post | Blocked | Total | % |
|---------------|-------|-------|--------|------|---------|-------|----|
| 6m Shots | 26 | 10 | 2 | 1 | 1 | 40 | 65 |
| Wing Shots | 11 | 12 | 1 | 1 | 0 | 25 | 44 |
| 9m Shots | 96 | 72 | 17 | 7 | 46 | 238 | 40 |
| 7m Shots | 20 | 10 | 0 | 1 | n/a | 31 | 65 |
| Fast Breaks | 31 | 12 | 0 | 7 | 0 | 50 | 62 |
| Breakthroughs | 14 | 9 | 0 | 1 | 0 | 24 | 58 |
| Totals | 198 | 125 | 20 | 18 | 47 | 408 | 49 |

| Played | | |
|--------|-----|---------|
| PR | GER | 23 - 27 |
| PR | DEN | 31 - 30 |
| PR | ISL | 22 - 21 |
| PR | EGY | 24 - 22 |
| PR | RUS | 22 - 29 |
| QF | ESP | 24 - 29 |
| PL | POL | 26 - 29 |
| PL | DEN | 26 - 37 |

Number of Attacks: 443, Scoring Efficiency: 45%

CUMULATIVE STATISTICS

累积技术统计 / STATISTIQUES CUMULATIVES

KOR - Korea After 8 matches

Shots Distribution

Players

Goals / Shots

| 2 JEONG Y | | | 6 KIM T | | | 7 JUNG S | | | 8 PARK J | | | 10 PARK C | | | 13 YOON K | | | 14 CHO C | | |
|-----------|--------|-----------|---------|--------|-----|----------|--------|------------|----------|--------|-----|-----------|--|--|-----------|--------|------------|----------|--------|-----------|
| | 1/3 | | | 0/1 | 0/2 | 2/2 | 4/5 | | | 2/2 | 1/1 | | | | | 1/3 | 4/5 | 1/2 | 2/3 | 1/2 |
| 1/1 | 0/1 | 1/2 | | | | 1/5 | 0/1 | 1/3 | 2/2 | | 3/3 | | | | 5/6 | | 3/5 | 0/3 | | 0/4 |
| 12/17 | 2/4 | 6/10 | 2/2 | | 2/2 | 9/11 | 4/9 | 13/18 | 1/1 | 0/1 | 6/8 | | | | 2/2 | 2/3 | 5/9 | 4/6 | 3/5 | 5/5 |
| 6-Missed | 3-Post | 6-Blocked | | 2-Post | | 1-Missed | 2-Post | 10-Blocked | 1-Missed | 1-Post | | 1-Missed | | | 2-Missed | 1-Post | 10-Blocked | 1-Missed | 1-Post | 3-Blocked |

| 15 LEE T | | | 17 LEE J | | | 18 PAEK W | | | 20 KO K | | | 23 YOON K | | |
|----------|-----|-----|----------|--------|-----------|-----------|--------|-----------|----------|--------|-----------|-----------|--------|-----------|
| 0/1 | | 0/1 | 1/1 | 0/1 | | 1/1 | 0/1 | 0/3 | 3/5 | | 4/5 | | | 0/1 |
| | | 0/1 | 1/3 | 0/1 | 0/1 | 2/3 | | 2/2 | 1/1 | | 2/4 | 3/3 | | 0/1 |
| 3/3 | 4/5 | 2/2 | 10/12 | 0/2 | 4/8 | 8/14 | 3/8 | 9/14 | 5/7 | 4/5 | 4/6 | 4/10 | 0/2 | 4/5 |
| | | | 2-Missed | 3-Post | 3-Blocked | 1-Missed | 1-Post | 9-Blocked | 3-Missed | 2-Post | 3-Blocked | 2-Missed | 2-Post | 3-Blocked |

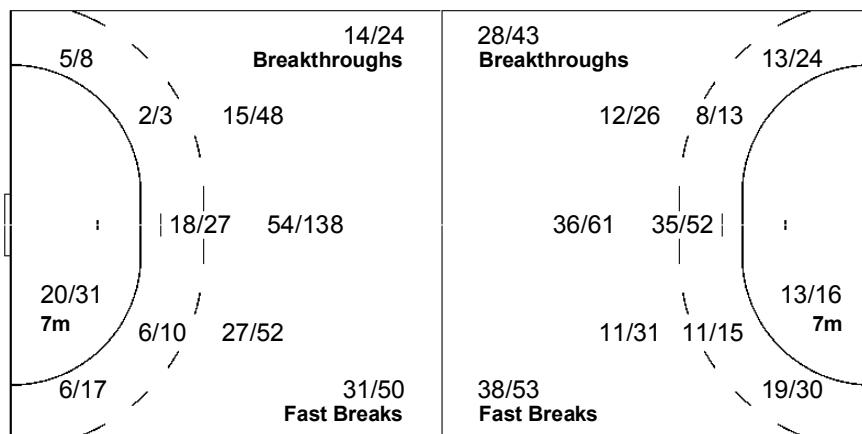
Team

Goals / Shots

| | | |
|-------|-------|-------|
| 8/12 | 10/19 | 10/20 |
| 16/27 | 0/3 | 12/26 |
| 60/85 | 22/44 | 60/87 |

20-Missed 18-Post 47-Blocked

Offence



Defence

Goalkeepers

Saves / Shots

| | | |
|-------|-------|-------|
| 8/34 | 7/16 | 3/34 |
| 12/36 | 3/3 | 16/35 |
| 16/61 | 18/34 | 9/63 |

1 HAN K

| | | |
|-------|-------|-------|
| 5/19 | 4/10 | 3/18 |
| 6/19 | 2/2 | 14/28 |
| 12/36 | 14/26 | 7/46 |

16 KANG I

| | | |
|------|-----|------|
| 3/15 | 3/6 | 0/16 |
| 6/17 | 1/1 | 2/7 |
| 4/25 | 4/8 | 2/17 |

Legend:

| | | | | | | | | | |
|-----|--------------|------|----------------------|-----|----------------|----|---------------|----|-------------------|
| % | Efficiency | 2Min | 2 Minute Suspensions | 6m | 6-metre Shots | 7m | 7-metre Shots | 9m | 9-metre Shots |
| AS | Assists | BS | Blocked Shots | BT | Breakthroughs | EX | Exclusions | FB | Fast Breaks |
| G/S | Goals/Shots | MP | Matches Played | n/a | not applicable | PL | Placement | PR | Preliminary Round |
| QF | Quarterfinal | RC | Red Cards | S/S | Saves/Shots | ST | Steals | TF | Technical Faults |
| TP | Time Played | Wing | Wing Shots | YC | Yellow Cards | | | | |



CUMULATIVE STATISTICS

累积技术统计 / STATISTIQUES CUMULATIVES

GER - Germany After 5 matches

| Players | | MP | Shots | | | | | | | | Offence | | Defence | | Penalties | | | TP | |
|---------------|---------------------------|----|---------|-----|-------|-------|-------|-------|-------|-------|---------|----|---------|----|-----------|------|----|----|---------|
| No. | Name | | G/S | % | 6m | Wing | 9m | 7m | FB | BT | AS | TF | ST | BS | YC | 2Min | RC | | EX |
| 1 | FRITZ Henning | 5 | | | | | | | | | | | | | | 1 | | | 1:03:19 |
| 2 | HENS Pascal | 2 | 6/11 | 55 | 1/1 | | 5/9 | | | 0/1 | 2 | 4 | 1 | | | | | | 1:02:17 |
| 4 | ROGGISCH Oliver | 5 | 0/1 | 0 | 0/1 | | | | | | | | 1 | 7 | 5 | 7 | | | 2:22:09 |
| 5 | KLEIN Dominik | 5 | 5/8 | 63 | | 0/1 | 1/1 | | 3/5 | 1/1 | 1 | 1 | 2 | | | | | | 1:32:37 |
| 8 | SCHWARZER Christian | 5 | 9/17 | 53 | 7/15 | | | | 2/2 | | 1 | 7 | 1 | 1 | 1 | | | | 2:23:01 |
| 10 | KOHRMANN Oliver | 5 | 2/6 | 33 | 1/1 | | 1/3 | | | 0/2 | 8 | 11 | | 1 | | 1 | | | 2:22:01 |
| 11 | GLANDORF Holger | 5 | 25/46 | 54 | 6/6 | 0/1 | 14/30 | | 2/4 | 3/5 | 9 | 8 | | 4 | 2 | | | | 4:31:07 |
| 12 | BITTER Johannes | 5 | | | | | | | | | 1 | 2 | | | | | | | 4:00:40 |
| 13 | CHRISTOPHERSEN Sven-Soren | 3 | 1/2 | 50 | | | 1/2 | | | | | 1 | | | | | | | 11:13 |
| 14 | ZEITZ Christian | 5 | 2/11 | 18 | 0/1 | | 2/9 | | | 0/1 | | 6 | | | 1 | 1 | 1 | | 32:32 |
| 15 | JANSEN Torsten | 5 | 14/29 | 48 | 1/2 | 4/11 | | 7/10 | 1/4 | 1/2 | 2 | 3 | 4 | 2 | | 4 | | | 3:53:19 |
| 17 | KLIMOVETS Andrei | 5 | 4/4 | 100 | 2/2 | | | | 2/2 | | 5 | 2 | 1 | 2 | | 5 | 1 | | 2:21:51 |
| 18 | KRAUS Michael | 5 | 38/65 | 58 | 7/8 | 2/3 | 16/37 | 5/5 | 1/3 | 7/9 | 12 | 11 | 2 | 1 | 2 | 1 | | | 3:10:49 |
| 19 | KEHRMANN Florian | 5 | 20/32 | 63 | 2/2 | 8/16 | 2/3 | | 7/10 | 1/1 | 9 | 12 | 6 | | 3 | | | | 4:59:43 |
| 24 | HAASS Michael | 5 | 0/1 | 0 | | | 0/1 | | | | 1 | 4 | | | | | | | 33:22 |
| Bench/Team | | | | | | | | | | | | | | | 2 | | | | |
| Totals | | | 126/233 | 54 | 27/39 | 14/32 | 42/95 | 12/15 | 18/30 | 13/22 | 51 | 72 | 18 | 18 | 16 | 20 | 2 | 0 | |

| Goalkeepers | | Total Shots | | 6m Shots | | Wing Shots | | 9m Shots | | 7m Shots | | Fast Breaks | | Breakthroughs | |
|---------------|-----------------|-------------|----|----------|----|------------|----|----------|----|----------|----|-------------|----|---------------|----|
| No. | Name | S/S | % | S/S | % | S/S | % | S/S | % | S/S | % | S/S | % | S/S | % |
| 1 | FRITZ Henning | 10/40 | 25 | 3/6 | 50 | 0/2 | 0 | 5/22 | 23 | 0/3 | 0 | 1/5 | 20 | 1/2 | 50 |
| 12 | BITTER Johannes | 70/170 | 41 | 6/21 | 29 | 11/23 | 48 | 39/79 | 49 | 3/12 | 25 | 9/28 | 32 | 2/7 | 29 |
| Totals | | 80/210 | 38 | 9/27 | 33 | 11/25 | 44 | 44/101 | 44 | 3/15 | 20 | 10/33 | 30 | 3/9 | 33 |

| Team Shots | Goals | Saves | Missed | Post | Blocked | Total | % |
|---------------|-------|-------|--------|------|---------|-------|----|
| 6m Shots | 27 | 11 | 0 | 0 | 1 | 39 | 69 |
| Wing Shots | 14 | 13 | 2 | 3 | 0 | 32 | 44 |
| 9m Shots | 42 | 29 | 6 | 7 | 11 | 95 | 44 |
| 7m Shots | 12 | 2 | 0 | 1 | n/a | 15 | 80 |
| Fast Breaks | 18 | 10 | 0 | 2 | 0 | 30 | 60 |
| Breakthroughs | 13 | 8 | 0 | 1 | 0 | 22 | 59 |
| Totals | 126 | 73 | 8 | 14 | 12 | 233 | 54 |

| Played | | |
|--------|-----|---------|
| PR | KOR | 27 - 23 |
| PR | ISL | 29 - 33 |
| PR | EGY | 25 - 23 |
| PR | RUS | 24 - 24 |
| PR | DEN | 21 - 27 |

Number of Attacks: 278, Scoring Efficiency: 45%



CUMULATIVE STATISTICS

累积技术统计 / STATISTIQUES CUMULATIVES

GER - Germany After 5 matches

Shots Distribution

Players

Goals / Shots

| 2 HENS P | 4 ROGGISCH O | 5 KLEIN D | 8 SCHWARZER C | 10 KOHRMANN O | 11 GLANDORF H | 13 CHRISTOPHERSEN S |
|---------------------------|--------------|-----------|---------------|---------------|---------------------------|---------------------|
| 1/1 | | 1/1 | 0/1 | 1/1 | 2/2 | 0/1 |
| 2/3 | | | 0/1 | 0/1 | 7/12 | |
| 3/3 | 0/1 | 1/3 | 2/2 | 1/2 | 2/3 | 1/1 |
| 1-Missed 2-Post 1-Blocked | | | | | 2-Missed 3-Post 2-Blocked | |

| 14 ZEITZ C | 15 JANSEN T | 17 KLIMOVETS A | 18 KRAUS M | 19 KEHRMANN F | 24 HAASS M |
|------------------|------------------|----------------|---------------------------|-----------------|------------|
| | 3/3 | 1/1 | 7/9 | 2/2 | |
| 0/2 | 2/4 | | 6/11 | 2/3 | |
| 0/1 | 3/4 | 2/2 | 4/9 | 4/4 | |
| 1-Post 4-Blocked | 1-Post 1-Blocked | | 2-Missed 4-Post 3-Blocked | 3-Missed 3-Post | 1-Blocked |

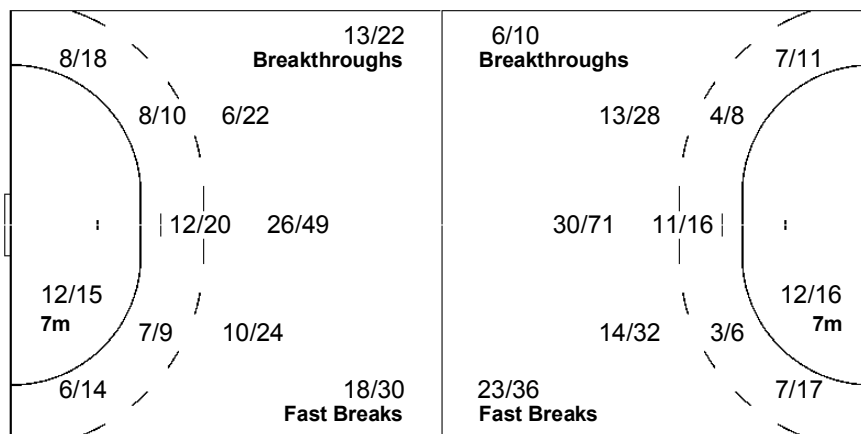
Team

Goals / Shots

| | | |
|-------|-------|-------|
| 18/22 | 5/8 | 20/24 |
| 19/38 | 0/6 | 15/21 |
| 22/33 | 12/26 | 15/21 |

8-Missed 14-Post 12-Blocked

Offence



Defence

Goalkeepers

Saves / Shots

| | | |
|-------|------|-------|
| 2/13 | 5/12 | 3/17 |
| 14/29 | 5/5 | 20/29 |
| 10/39 | 8/26 | 13/40 |

1 FRITZ H

| | | |
|-----|-----|-----|
| 0/5 | 1/3 | 0/6 |
| 1/3 | 1/1 | 2/2 |
| 2/9 | 2/7 | 1/4 |

12 BITTER J

| | | |
|-------|------|-------|
| 2/8 | 4/9 | 3/11 |
| 13/26 | 4/4 | 18/27 |
| 8/30 | 6/19 | 12/36 |

Player #2 HENS Pascal replaced by #13 CHRISTOPHERSEN Sven Soren

| Legend: | |
|---------|----------------------|
| % | Efficiency |
| AS | Assists |
| G/S | Goals/Shots |
| S/S | Saves/Shots |
| YC | Yellow Cards |
| 2Min | 2 Minute Suspensions |
| BS | Blocked Shots |
| MP | Matches Played |
| ST | Steals |
| 6m | 6-metre Shots |
| BT | Breakthroughs |
| n/a | not applicable |
| TF | Technical Faults |
| 7m | 7-metre Shots |
| EX | Exclusions |
| PR | Preliminary Round |
| TP | Time Played |
| 9m | 9-metre Shots |
| FB | Fast Breaks |
| RC | Red Cards |
| Wing | Wing Shots |



CUMULATIVE STATISTICS

累积技术统计 / STATISTIQUES CUMULATIVES

EGY - Egypt After 5 matches

| Players | | MP | Shots | | | | | | | | Offence | | Defence | | Penalties | | | | TP |
|---------------|------------------------|----|---------|----|-------|-------|--------|-------|-------|-------|---------|----|---------|----|-----------|------|----|----|---------|
| No. | Name | | G/S | % | 6m | Wing | 9m | 7m | FB | BT | AS | TF | ST | BS | YC | 2Min | RC | EX | |
| 4 | MABROUK Hussein | 5 | 0/1 | 0 | | | | | | 0/1 | | | 2 | | | 1 | 3 | | 41:13 |
| 5 | HUSSEIN Moustafa | 5 | 13/25 | 52 | 1/1 | 7/13 | 2/4 | | | 3/6 | 0/1 | 5 | 2 | 4 | 1 | 3 | 3 | | 4:53:53 |
| 6 | EL AHMAR Ahmed | 5 | 24/42 | 57 | 1/1 | 2/3 | 12/22 | 2/3 | | 4/8 | 3/5 | 10 | 10 | 3 | | | | | 3:22:39 |
| 8 | RAMADAN Mohamed | 5 | 14/16 | 88 | 10/11 | | | | | 3/4 | 1/1 | 6 | 3 | | 2 | 1 | 6 | 1 | 3:31:01 |
| 10 | ABDELRAZEK Abouelfetoh | 5 | 6/13 | 46 | 1/1 | 0/1 | 3/7 | | | 1/3 | 1/1 | 5 | 3 | | | | | | 1:36:07 |
| 11 | HASSABALLAH Mahmoud | 5 | 2/3 | 67 | | | 1/1 | | | 0/1 | 1/1 | 2 | | 2 | | 1 | 1 | | 1:17:16 |
| 12 | NAKIB Mohamed | 5 | | | | | | | | | | 1 | | | | | | | 3:45:45 |
| 14 | MABROUK Hassan | 5 | 3/4 | 75 | | | 0/1 | | | 3/3 | | 1 | | 1 | 3 | 4 | 4 | | 2:06:50 |
| 15 | ABD ELSALAM Mohamed | 5 | 21/46 | 46 | 3/6 | 1/3 | 11/31 | | | 1/1 | 5/5 | 5 | 11 | | 1 | | 2 | | 2:29:12 |
| 16 | ABDEL MAKSOUD Walid | 5 | | | | | | | | | | 1 | | | | | | | 1:14:15 |
| 17 | MABROUK Belal | 5 | 4/6 | 67 | | 0/1 | 1/2 | | | 3/3 | | | 4 | 1 | 1 | | 1 | | 1:51:01 |
| 18 | EL FAKHARANY Hany | 5 | 6/9 | 67 | 5/8 | | | | | 1/1 | | 1 | 3 | | 2 | 3 | 4 | | 1:49:49 |
| 19 | YOUSRY Hassan | 5 | 8/19 | 42 | 2/4 | | 1/5 | | | 0/2 | 5/8 | 8 | 8 | | | | | | 2:29:24 |
| 20 | ZAKY Hussein | 5 | 26/45 | 58 | 1/2 | 1/1 | 12/28 | 8/9 | | 3/3 | 1/2 | 6 | 10 | 4 | 2 | 2 | 4 | | 3:51:35 |
| Bench/Team | | | | | | | | | | | | 1 | | | | 2 | | | |
| Totals | | | 127/229 | 55 | 24/34 | 11/22 | 43/101 | 10/12 | 22/36 | 17/24 | 51 | 57 | 15 | 12 | 17 | 28 | 1 | 0 | |

| Goalkeepers | | Total Shots | | 6m Shots | | Wing Shots | | 9m Shots | | 7m Shots | | Fast Breaks | | Breakthroughs | |
|---------------|---------------------|-------------|----|----------|----|------------|----|----------|----|----------|----|-------------|----|---------------|----|
| No. | Name | S/S | % | S/S | % | S/S | % | S/S | % | S/S | % | S/S | % | S/S | % |
| 12 | NAKIB Mohamed | 59/149 | 40 | 10/28 | 36 | 15/25 | 60 | 23/57 | 40 | 3/13 | 23 | 5/18 | 28 | 3/8 | 38 |
| 16 | ABDEL MAKSOUD Walid | 15/57 | 26 | 1/10 | 10 | 2/5 | 40 | 6/18 | 33 | 0/4 | 0 | 3/16 | 19 | 3/4 | 75 |
| Totals | | 74/206 | 36 | 11/38 | 29 | 17/30 | 57 | 29/75 | 39 | 3/17 | 18 | 8/34 | 24 | 6/12 | 50 |

| Team Shots | Goals | Saves | Missed | Post | Blocked | Total | % |
|---------------|-------|-------|--------|------|---------|-------|----|
| 6m Shots | 24 | 8 | 1 | 1 | 0 | 34 | 71 |
| Wing Shots | 11 | 7 | 1 | 3 | 0 | 22 | 50 |
| 9m Shots | 43 | 37 | 8 | 1 | 12 | 101 | 43 |
| 7m Shots | 10 | 2 | 0 | 0 | n/a | 12 | 83 |
| Fast Breaks | 22 | 11 | 1 | 1 | 1 | 36 | 61 |
| Breakthroughs | 17 | 4 | 1 | 2 | 0 | 24 | 71 |
| Totals | 127 | 69 | 12 | 8 | 13 | 229 | 55 |

| Played | | |
|--------|-----|---------|
| PR | DEN | 23 - 23 |
| PR | RUS | 27 - 28 |
| PR | GER | 23 - 25 |
| PR | KOR | 22 - 24 |
| PR | ISL | 32 - 32 |

Number of Attacks: 264, Scoring Efficiency: 48%



CUMULATIVE STATISTICS
累积技术统计 / STATISTIQUES CUMULATIVES

EGY - Egypt
After 5 matches

Shots Distribution

| 4 MABROUK H | | | 5 HUSSEIN M | | | 6 EL AHMAR A | | | 8 RAMADAN M | | | 10 ABDELRAZEK A | | | 11 HASSABALLAH M | | | 14 MABROUK H | | |
|-----------------|-----|--|-----------------|-----|-----|--------------|-----|------|-------------|-----|-----|-----------------|--|-----|------------------|-----|-----|--------------|--|-----|
| | | | 0/1 | 0/1 | 0/1 | 2/2 | | | 1/1 | | 2/2 | 0/1 | | 0/1 | | 1/1 | | 1/1 | | |
| | | | 1/1 | 0/1 | 1/3 | 4/4 | 0/1 | 3/8 | 4/5 | | 1/1 | 0/1 | | 0/1 | | | | 2/2 | | 0/1 |
| | 0/1 | | 4/5 | 5/6 | 2/3 | 5/6 | 1/2 | 9/11 | 1/1 | 1/1 | 4/4 | 3/3 | | 3/5 | | 0/1 | 1/1 | | | |
| 1-Missed 2-Post | | | 2-Missed 2-Post | | | 4-Blocked | | | 1-Post | | | 1-Blocked | | | | | | | | |

| 15 ABD ELSALAM M | | | 17 MABROUK B | | | 18 EL FAKHARANY H | | | 19 YOUSRY H | | | 20 ZAKY H | | |
|---------------------------|-----|------|--------------|-----|-----|-------------------|-----|-----|------------------|--|-----|---------------------------|-----|-------|
| 2/2 | 0/2 | 1/1 | | | 2/2 | 1/2 | 2/2 | | | | 1/1 | 1/1 | 2/3 | 1/2 |
| 0/2 | | 0/2 | | 0/2 | | | 0/1 | | 1/1 | | 1/5 | 1/3 | | 1/3 |
| 10/16 | 1/4 | 7/10 | | 1/1 | 1/1 | 1/2 | | 2/2 | 3/4 | | 2/3 | 6/6 | 3/5 | 11/14 |
| 5-Missed 1-Post 1-Blocked | | | | | | | | | 1-Post 4-Blocked | | | 4-Missed 1-Post 3-Blocked | | |

Team

Offence

Defence

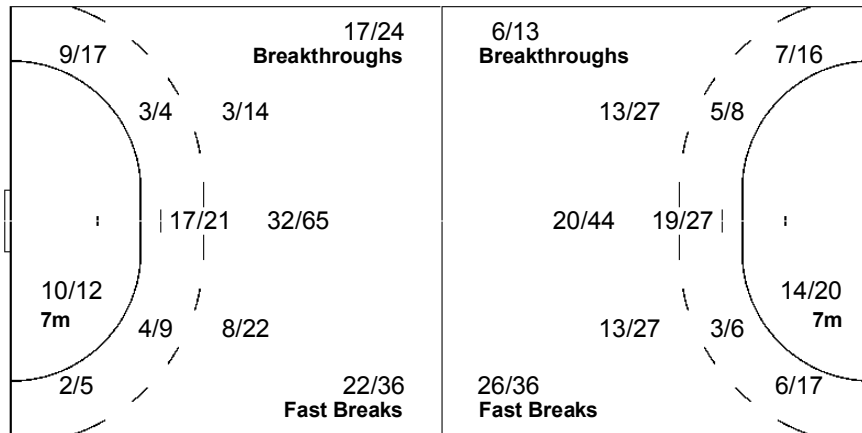
Goalkeepers

Goals / Shots

Saves / Shots

| | | |
|-------|-------|-------|
| 8/11 | 5/9 | 7/10 |
| 13/19 | 0/5 | 7/24 |
| 33/43 | 12/21 | 42/54 |

12-Missed 8-Post 13-Blocked



| | | |
|-------|-------|-------|
| 4/16 | 5/12 | 4/16 |
| 13/21 | 1/1 | 10/21 |
| 14/43 | 14/34 | 9/42 |

12 NAKIB M

| | | |
|-------|-------|------|
| 4/12 | 5/11 | 4/13 |
| 7/11 | 1/1 | 8/17 |
| 11/32 | 10/20 | 9/32 |

16 ABDEL MAKSOU D W

| | | |
|------|------|------|
| 0/4 | 0/1 | 0/3 |
| 6/10 | | 2/4 |
| 3/11 | 4/14 | 0/10 |

| Legend: | | 2Min | | 6m | | 7m | | 9m | |
|---------|--------------|----------------------|----------------|---------------|------------------|---------------|-------------------|---------------|------------|
| % | Efficiency | 2 Minute Suspensions | | 6-metre Shots | | 7-metre Shots | | 9-metre Shots | |
| AS | Assists | Blocked Shots | | Breakthroughs | | Exclusions | | Fast Breaks | |
| G/S | Goals/Shots | MP | Matches Played | n/a | not applicable | PR | Preliminary Round | RC | Red Cards |
| S/S | Saves/Shots | ST | Steals | TF | Technical Faults | TP | Time Played | Wing | Wing Shots |
| YC | Yellow Cards | | | | | | | | |



CUMULATIVE STATISTICS

累积技术统计 / STATISTIQUES CUMULATIVES

BRA - Brazil After 5 matches

| Players | | MP | Shots | | | | | | | | Offence | | Defence | | Penalties | | | | TP |
|---------------|------------------------|----|---------|----|-------|-------|--------|------|-------|------|---------|----|---------|----|-----------|------|----|---------|----|
| No. | Name | | G/S | % | 6m | Wing | 9m | 7m | FB | BT | AS | TF | ST | BS | YC | 2Min | RC | EX | |
| 1 | SANTOS Maik | 5 | | | | | | | | 3 | 1 | | | | | | | 3:15:25 | |
| 3 | PACHECO FILHO Fernando | 5 | 20/47 | 43 | 5/7 | 0/1 | 11/31 | 1/2 | 3/5 | 0/1 | 23 | 14 | 5 | 1 | 4 | 2 | | 3:57:00 | |
| 5 | ERTEL Carlos | 5 | 14/23 | 61 | 14/23 | | | | | 1 | 11 | | | 1 | | | | 1:51:58 | |
| 7 | RUY Renato | 5 | 8/15 | 53 | 1/1 | 7/12 | | | 0/1 | 0/1 | 1 | 8 | | | 2 | 1 | | 3:35:42 | |
| 8 | SOUZA Bruno | 5 | 16/43 | 37 | 1/2 | | 12/36 | | 1/2 | 2/3 | 9 | 9 | 1 | 1 | | 1 | | 2:37:17 | |
| 9 | BORTOLINI Leonardo | 5 | 12/26 | 46 | 2/4 | | 8/17 | 1/4 | | 1/1 | 10 | 11 | | | 1 | | | 1:49:26 | |
| 10 | JUSTINO Helio | 5 | 9/15 | 60 | | 2/5 | | 2/4 | 5/6 | | | | | | | | | 1:56:40 | |
| 12 | VASCONCELOS Alexandre | 5 | | | | | | | | | 1 | | | | | | | 1:44:35 | |
| 13 | LAUREANO Silvio | 5 | 6/9 | 67 | 1/1 | 4/5 | | | 1/3 | 2 | 1 | 1 | | | | | | 1:41:17 | |
| 14 | SILVA Alexandre | 5 | 8/13 | 62 | 8/13 | | | | | | 6 | | 1 | | 4 | | | 2:15:26 | |
| 17 | RIBEIRO Felipe | 5 | 21/33 | 64 | 4/6 | 3/6 | 1/1 | 1/4 | 10/14 | 2/2 | 3 | 2 | 7 | | 1 | | | 3:17:15 | |
| 18 | SANTANA Bruno | 5 | 8/13 | 62 | 0/3 | | 4/6 | | 2/2 | 2/2 | 14 | 7 | 2 | | 2 | | | 3:36:51 | |
| 19 | PIZZINATO Jardel | 5 | | | | | | | | | 1 | | 1 | 3 | 7 | 1 | | 1:28:17 | |
| 28 | OLIVEIRA Guilherme | 5 | 7/15 | 47 | | | 4/11 | | 3/4 | 1 | 5 | 5 | 5 | 1 | 4 | | | 1:52:51 | |
| Bench/Team | | | | | | | | | | | 1 | | | | | | | | |
| Totals | | | 129/252 | 51 | 36/60 | 16/29 | 40/102 | 5/14 | 25/37 | 7/10 | 67 | 79 | 21 | 4 | 15 | 19 | 1 | 0 | |

| Goalkeepers | | Total Shots | | 6m Shots | | Wing Shots | | 9m Shots | | 7m Shots | | Fast Breaks | | Breakthroughs | |
|---------------|-----------------------|-------------|----|----------|----|------------|----|----------|----|----------|----|-------------|----|---------------|----|
| No. | Name | S/S | % | S/S | % | S/S | % | S/S | % | S/S | % | S/S | % | S/S | % |
| 1 | SANTOS Maik | 52/145 | 36 | 12/41 | 29 | 2/11 | 18 | 22/38 | 58 | 3/6 | 50 | 7/29 | 24 | 6/20 | 30 |
| 12 | VASCONCELOS Alexandre | 14/74 | 19 | 2/11 | 18 | 1/9 | 11 | 6/20 | 30 | 0/4 | 0 | 3/20 | 15 | 2/10 | 20 |
| Totals | | 66/219 | 30 | 14/52 | 27 | 3/20 | 15 | 28/58 | 48 | 3/10 | 30 | 10/49 | 20 | 8/30 | 27 |

| Team Shots | Goals | Saves | Missed | Post | Blocked | Total | % |
|---------------|-------|-------|--------|------|---------|-------|----|
| 6m Shots | 36 | 16 | 2 | 6 | 0 | 60 | 60 |
| Wing Shots | 16 | 9 | 1 | 3 | 0 | 29 | 55 |
| 9m Shots | 40 | 32 | 10 | 5 | 15 | 102 | 39 |
| 7m Shots | 5 | 4 | 3 | 2 | n/a | 14 | 36 |
| Fast Breaks | 25 | 6 | 1 | 5 | 0 | 37 | 68 |
| Breakthroughs | 7 | 2 | 1 | 0 | 0 | 10 | 70 |
| Totals | 129 | 69 | 18 | 21 | 15 | 252 | 51 |

| Played | | |
|--------|-----|---------|
| PR | FRA | 26 - 34 |
| PR | CRO | 14 - 33 |
| PR | POL | 25 - 28 |
| PR | CHN | 29 - 22 |
| PR | ESP | 35 - 36 |

Number of Attacks: 298, Scoring Efficiency: 43%



CUMULATIVE STATISTICS
累积技术统计 / STATISTIQUES CUMULATIVES

BRA - Brazil
After 5 matches

Shots Distribution

Players

Goals / Shots

| 3 PACHECO FILHO F | | | 5 ERTEL C | | | 7 RUY R | | | 8 SOUZA B | | | 9 BORTOLINI L | | | 10 JUSTINO H | | | 13 LAUREANO S | | |
|-------------------|-----|-----|---------------------------|-----|-----|-----------------|-----|-----|---------------------------|-----|-----|---------------------------|-----|-----|--------------|-----|-----|---------------|-----|-----|
| 6/9 | 0/2 | 1/2 | | 1/1 | 3/3 | | 0/1 | | 1/2 | | 0/1 | 4/4 | 1/2 | 1/1 | 1/1 | 0/2 | 3/4 | 1/1 | 1/2 | |
| 0/2 | 0/3 | 2/2 | 0/1 | 0/1 | 1/1 | | | | 2/4 | 0/2 | 0/4 | 2/2 | 0/2 | 0/1 | | | | | | 0/1 |
| 3/5 | 2/3 | 6/9 | 4/4 | 1/2 | 4/6 | 2/3 | 4/4 | 2/2 | 7/8 | 1/2 | 5/8 | 2/3 | | 2/5 | 2/2 | 0/2 | 3/3 | 1/1 | 1/1 | 2/2 |
| 2-Missed 3-Post | | | 5-Blocked 1-Missed 3-Post | | | 2-Missed 3-Post | | | 6-Missed 2-Post 4-Blocked | | | 2-Missed 3-Post 1-Blocked | | | 1-Post | | | 1-Post | | |

| 14 SILVA A | | | 17 RIBEIRO F | | | 18 SANTANA B | | | 19 PIZZINATO J | | | 28 OLIVEIRA G | | |
|------------|-----|-----|-----------------|-----|-----|--------------------|-----|-----|---------------------------|--|--|---------------|-----|-----|
| 1/1 | | | 1/1 | 2/3 | 2/2 | | | | | | | | 1/1 | 1/1 |
| 1/1 | | 0/2 | 2/2 | 0/1 | 4/9 | | | 1/2 | | | | 1/1 | | 1/3 |
| 1/1 | 0/1 | 5/5 | 4/4 | | 6/6 | 2/2 | 3/4 | 2/2 | | | | | | 3/4 |
| 2-Post | | | 3-Missed 2-Post | | | 1-Missed 2-Blocked | | | 1-Missed 1-Post 3-Blocked | | | | | |

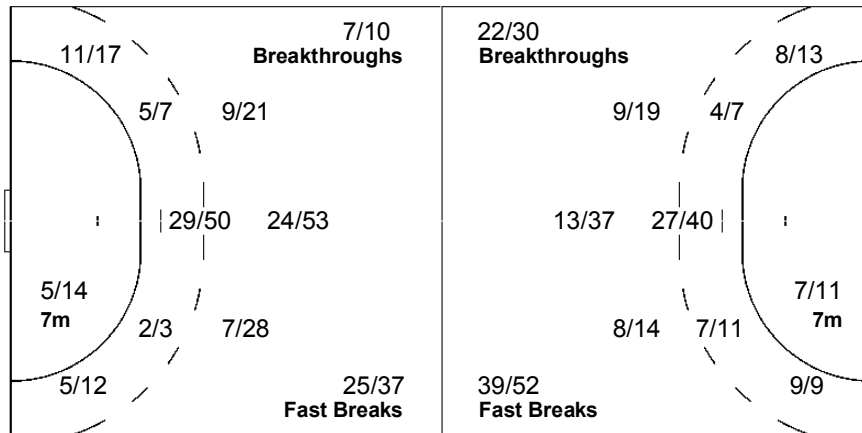
Team

Goals / Shots

| | | |
|-------|-------|-------|
| 15/19 | 6/14 | 11/14 |
| 8/13 | 0/9 | 9/25 |
| 28/33 | 12/19 | 40/52 |

18-Missed 21-Post 15-Blocked

Offence



Defence

Goalkeepers

Saves / Shots

| | | |
|-------|------|-------|
| 4/16 | 6/17 | 5/21 |
| 13/24 | 4/4 | 10/28 |
| 8/36 | 7/35 | 9/38 |

1 SANTOS M

| | | |
|------|------|------|
| 3/9 | 2/9 | 4/14 |
| 9/17 | 4/4 | 9/22 |
| 6/19 | 7/26 | 8/25 |

12 VASCONCELOS A

| | | |
|------|-----|------|
| 1/7 | 4/8 | 1/7 |
| 4/7 | | 1/6 |
| 2/17 | 0/9 | 1/13 |

Legend:

| | | | | | | | | | |
|------------|--------------|-------------|----------------------|------------|------------------|-----------|-------------------|-------------|---------------|
| % | Efficiency | 2Min | 2 Minute Suspensions | 6m | 6-metre Shots | 7m | 7-metre Shots | 9m | 9-metre Shots |
| AS | Assists | BS | Blocked Shots | BT | Breakthroughs | EX | Exclusions | FB | Fast Breaks |
| G/S | Goals/Shots | MP | Matches Played | n/a | not applicable | PR | Preliminary Round | RC | Red Cards |
| S/S | Saves/Shots | ST | Steals | TF | Technical Faults | TP | Time Played | Wing | Wing Shots |
| YC | Yellow Cards | | | | | | | | |



CUMULATIVE STATISTICS

累积技术统计 / STATISTIQUES CUMULATIVES

CHN - China After 5 matches

| Players | | MP | Shots | | | | | | | | Offence | | Defence | | Penalties | | | | TP |
|---------------|---------------|----|---------|----|-------|------|--------|-----|-------|-----|---------|----|---------|----|-----------|------|----|----|---------|
| No. | Name | | G/S | % | 6m | Wing | 9m | 7m | FB | BT | AS | TF | ST | BS | YC | 2Min | RC | EX | |
| 2 | CUI Liang | 5 | 16/23 | 70 | 12/19 | | 1/1 | | 3/3 | | 4 | 8 | 2 | 1 | 1 | 3 | | | 4:21:19 |
| 3 | ZHU Jie | 5 | 1/7 | 14 | 0/1 | | 0/5 | | 1/1 | | 2 | 10 | 1 | | 1 | 1 | | | 1:45:52 |
| 5 | YAN Liang | 5 | 3/4 | 75 | | | | | 3/4 | | | 2 | 3 | | 1 | 2 | | | 1:24:33 |
| 6 | CUI Lei | 5 | 6/18 | 33 | 0/1 | | 5/16 | | 1/1 | | | 10 | 1 | | 2 | | | | 1:55:48 |
| 7 | ZHANG Ji | 5 | 11/24 | 46 | 1/2 | | 9/19 | | 0/2 | 1/1 | 7 | 16 | 2 | 1 | 1 | 1 | | | 2:04:30 |
| 8 | ZHOU Xiaojian | 5 | 6/8 | 75 | 1/2 | | | | 5/6 | | 2 | 2 | | | 1 | 1 | | | 1:12:41 |
| 10 | LI Hexin | 2 | 1/6 | 17 | 0/1 | 1/1 | 0/4 | | | | 1 | | | | 1 | 1 | | | 1:12:45 |
| 11 | ZHANG Xing | 5 | 0/2 | 0 | 0/1 | 0/1 | | | | | | 3 | 1 | | 1 | 2 | 1 | | 1:57:15 |
| 12 | WANG Long | 5 | | | | | | | | | 1 | 1 | | | | | | | 1:52:37 |
| 13 | WANG Xiaolong | 3 | 6/8 | 75 | 1/2 | 3/3 | 0/1 | | 1/1 | 1/1 | 2 | 6 | 1 | | 1 | 1 | | | 2:06:57 |
| 14 | TIAN Jianxia | 5 | 11/25 | 44 | 3/4 | | 5/17 | | | 3/4 | 6 | 6 | | | | | | | 1:29:27 |
| 16 | YE Qiang | 5 | | | | | | | | | 3 | | 1 | | | | | | 3:07:23 |
| 18 | HAO Kexin | 5 | 21/50 | 42 | 2/3 | | 18/45 | | 1/2 | | 2 | 15 | | | 3 | 2 | | | 3:19:36 |
| 19 | MIAO Qing | 5 | 11/34 | 32 | 3/4 | 0/1 | 7/28 | | | 1/1 | 3 | 10 | 2 | | 1 | | | | 4:00:04 |
| 20 | ZHU Wenxin | 5 | 11/18 | 61 | 0/1 | 2/4 | | 6/8 | 3/3 | 0/2 | 4 | 8 | 2 | | 1 | | | | 3:09:13 |
| | Bench/Team | | | | | | | | | | | 1 | | | 1 | | | | |
| Totals | | | 104/227 | 46 | 23/41 | 6/10 | 45/136 | 6/8 | 18/23 | 6/9 | 37 | 98 | 16 | 2 | 16 | 14 | 1 | 0 | |

| Goalkeepers | | Total Shots | | 6m Shots | | Wing Shots | | 9m Shots | | 7m Shots | | Fast Breaks | | Breakthroughs | |
|---------------|-----------|-------------|----|----------|----|------------|----|----------|----|----------|----|-------------|----|---------------|----|
| No. | Name | S/S | % | S/S | % | S/S | % | S/S | % | S/S | % | S/S | % | S/S | % |
| 12 | WANG Long | 26/88 | 30 | 4/14 | 29 | 9/20 | 45 | 2/7 | 29 | 2/7 | 29 | 9/30 | 30 | 0/10 | 0 |
| 16 | YE Qiang | 27/129 | 21 | 9/29 | 31 | 6/29 | 21 | 5/16 | 31 | 0/5 | 0 | 5/37 | 14 | 2/13 | 15 |
| Totals | | 53/217 | 24 | 13/43 | 30 | 15/49 | 31 | 7/23 | 30 | 2/12 | 17 | 14/67 | 21 | 2/23 | 9 |

| Team Shots | Goals | Saves | Missed | Post | Blocked | Total | % |
|---------------|-------|-------|--------|------|---------|-------|----|
| 6m Shots | 23 | 14 | 3 | 1 | 0 | 41 | 56 |
| Wing Shots | 6 | 4 | 0 | 0 | 0 | 10 | 60 |
| 9m Shots | 45 | 39 | 16 | 9 | 27 | 136 | 33 |
| 7m Shots | 6 | 2 | 0 | 0 | n/a | 8 | 75 |
| Fast Breaks | 18 | 4 | 0 | 1 | 0 | 23 | 78 |
| Breakthroughs | 6 | 3 | 0 | 0 | 0 | 9 | 67 |
| Totals | 104 | 66 | 19 | 11 | 27 | 227 | 46 |

| Played | | |
|--------|-----|---------|
| PR | POL | 19 - 33 |
| PR | FRA | 19 - 33 |
| PR | ESP | 22 - 36 |
| PR | BRA | 22 - 29 |
| PR | CRO | 22 - 33 |

Number of Attacks: 289, Scoring Efficiency: 36%



CUMULATIVE STATISTICS
累积技术统计 / STATISTIQUES CUMULATIVES

CHN - China
After 5 matches

Shots Distribution

| 2 CUI L | | | 3 ZHU J | | | 5 YAN L | | | 6 CUI L | | | 7 ZHANG J | | | 8 ZHOU X | | | 10 LI H | | |
|-----------------|-----|-----|-----------------|-----|-----|-----------|-----|-----|-----------------|-----|-----|--------------------------------------|-----|-----|---------------------------|-----|-----|---------|-----|-----|
| 2/2 | 1/1 | 1/2 | | | | | | 1/1 | 1/1 | | 1/1 | 0/1 | 0/1 | 1/1 | | 1/2 | | | | 1/1 |
| 2/3 | | 0/2 | | 0/1 | 0/1 | | | 1/2 | 1/1 | 0/1 | 2/2 | 0/1 | | 1/4 | 0/1 | | | | 0/1 | |
| 5/5 | 2/3 | 3/3 | 1/1 | 0/2 | | | | 1/1 | 0/1 | 1/3 | | 1/1 | 1/3 | 7/8 | 4/4 | | 1/1 | 0/1 | | |
| 1-Missed 1-Post | | | 2-Missed | | | | | | 4-Missed 1-Post | | | 3-Blocked 1-Missed 2-Post 1-Blocked | | | 1-Missed 1-Post 1-Blocked | | | | | |
| 11 ZHANG X | | | 13 WANG X | | | 14 TIAN J | | | 18 HAO K | | | 19 MIAO Q | | | 20 ZHU W | | | | | |
| 0/1 | | | | | 0/1 | 2/3 | | 1/1 | 0/1 | 0/1 | 3/5 | 3/6 | | 1/1 | | | 1/3 | | | |
| 0/1 | | | | | | 0/1 | | 1/1 | 3/5 | | 0/1 | 0/2 | | 0/2 | 2/5 | | 2/2 | | | |
| | | | | 3/3 | 3/4 | 4/6 | 1/1 | 2/5 | 7/8 | 1/4 | 7/7 | 3/4 | 1/2 | 3/4 | 3/4 | 2/3 | 1/1 | | | |
| | | | 2-Missed 1-Post | | | 4-Blocked | | | 3-Missed 4-Post | | | 11-Blocked 5-Missed 1-Post 7-Blocked | | | | | | | | |

Team

Goals / Shots

| | | |
|-------|-------|-------|
| 8/15 | 2/5 | 11/17 |
| 8/20 | 0/3 | 7/17 |
| 28/35 | 12/24 | 28/34 |

19-Missed 11-Post 27-Blocked

Offence



Defence

Goalkeepers

Saves / Shots

| | | |
|------|------|-------|
| 6/23 | 5/19 | 4/14 |
| 5/20 | 2/3 | 13/27 |
| 2/43 | 8/24 | 8/44 |

| 12 WANG L | | |
|-----------|------|------|
| 2/7 | 4/10 | 3/8 |
| 3/7 | 1/2 | 4/7 |
| 2/17 | 5/14 | 2/16 |

| 16 YE Q | | |
|---------|------|------|
| 4/16 | 1/9 | 1/6 |
| 2/13 | 1/1 | 9/20 |
| 0/26 | 3/10 | 6/28 |

Player #13 WANG Xiaolong replaced by #10 LI Hexin

| Legend: | | | | | | | |
|---------|--------------|------|----------------------|-----|------------------|------|-------------------|
| % | Efficiency | 2Min | 2 Minute Suspensions | 6m | 6-metre Shots | 7m | 7-metre Shots |
| AS | Assists | BS | Blocked Shots | BT | Breakthroughs | EX | Exclusions |
| G/S | Goals/Shots | MP | Matches Played | n/a | not applicable | PR | Preliminary Round |
| S/S | Saves/Shots | ST | Steals | TF | Technical Faults | TP | Time Played |
| YC | Yellow Cards | | | | | 9m | 9-metre Shots |
| | | | | | | FB | Fast Breaks |
| | | | | | | RC | Red Cards |
| | | | | | | Wing | Wing Shots |



OVERALL TEAM STATISTICS As of 24 AUG 2008
球队技术统计 / STATISTIQUES GÉNÉRALES D'ÉQUIPE

Players

| Team | MP | Total Shots | | 6m Shots | | Wing Shots | | 9m Shots | | 7m Shots | | Fast Breaks | | Breakthroughs | | Offence | | Defence | | Penalties | | | |
|---------------|----|------------------|-----------|----------------|-----------|----------------|-----------|-----------------|-----------|----------------|-----------|----------------|-----------|----------------|-----------|-------------|-------------|------------|------------|------------|------------|-----------|----------|
| | | G/S | % | G/S | % | G/S | % | G/S | % | G/S | % | G/S | % | G/S | % | AS | TF | ST | BS | YC | 2Min | RC | EX |
| BRA | 5 | 129/252 | 51 | 36/60 | 60 | 16/29 | 55 | 40/102 | 39 | 5/14 | 36 | 25/37 | 68 | 7/10 | 70 | 67 | 79 | 21 | 4 | 15 | 19 | 1 | 0 |
| CHN | 5 | 104/227 | 46 | 23/41 | 56 | 6/10 | 60 | 45/136 | 33 | 6/8 | 75 | 18/23 | 78 | 6/9 | 67 | 37 | 98 | 16 | 2 | 16 | 14 | 1 | 0 |
| CRO | 8 | 218/375 | 58 | 52/68 | 76 | 29/50 | 58 | 39/131 | 30 | 28/37 | 76 | 48/60 | 80 | 22/29 | 76 | 124 | 98 | 32 | 33 | 22 | 25 | 1 | 0 |
| DEN | 8 | 225/414 | 54 | 42/65 | 65 | 30/55 | 55 | 78/195 | 40 | 15/21 | 71 | 48/61 | 79 | 12/17 | 71 | 108 | 89 | 23 | 28 | 23 | 33 | 2 | 0 |
| EGY | 5 | 127/229 | 55 | 24/34 | 71 | 11/22 | 50 | 43/101 | 43 | 10/12 | 83 | 22/36 | 61 | 17/24 | 71 | 51 | 57 | 15 | 12 | 17 | 28 | 1 | 0 |
| ESP | 8 | 246/406 | 61 | 56/83 | 67 | 52/76 | 68 | 46/126 | 37 | 22/29 | 76 | 38/52 | 73 | 32/40 | 80 | 130 | 105 | 39 | 47 | 23 | 27 | 2 | 0 |
| FRA | 8 | 228/381 | 60 | 59/76 | 78 | 25/48 | 52 | 56/137 | 41 | 17/20 | 85 | 49/71 | 69 | 22/29 | 76 | 117 | 91 | 50 | 33 | 26 | 22 | 0 | 0 |
| GER | 5 | 126/233 | 54 | 27/39 | 69 | 14/32 | 44 | 42/95 | 44 | 12/15 | 80 | 18/30 | 60 | 13/22 | 59 | 51 | 72 | 18 | 18 | 16 | 20 | 2 | 0 |
| ISL | 8 | 242/426 | 57 | 53/73 | 73 | 27/45 | 60 | 71/180 | 39 | 22/29 | 76 | 52/72 | 72 | 17/27 | 63 | 117 | 92 | 34 | 33 | 26 | 38 | 2 | 0 |
| KOR | 8 | 198/408 | 49 | 26/40 | 65 | 11/25 | 44 | 96/238 | 40 | 20/31 | 65 | 31/50 | 62 | 14/24 | 58 | 71 | 92 | 31 | 17 | 20 | 18 | 0 | 0 |
| POL | 8 | 235/404 | 58 | 46/77 | 60 | 30/44 | 68 | 57/142 | 40 | 19/23 | 83 | 61/91 | 67 | 22/27 | 81 | 129 | 100 | 39 | 38 | 24 | 24 | 0 | 0 |
| RUS | 8 | 216/376 | 57 | 49/83 | 59 | 29/45 | 64 | 55/136 | 40 | 29/38 | 76 | 34/44 | 77 | 20/30 | 67 | 114 | 110 | 25 | 32 | 24 | 33 | 1 | 0 |
| Totals | | 2294/4131 | 56 | 493/739 | 67 | 280/481 | 58 | 668/1719 | 39 | 205/277 | 74 | 444/627 | 71 | 204/288 | 71 | 1116 | 1083 | 343 | 297 | 252 | 301 | 13 | 0 |

Goalkeepers

| Team | MP | Total Shots | | 6m Shots | | Wing Shots | | 9m Shots | | 7m Shots | | Fast Breaks | | Breakthroughs | |
|------|----|-------------|----|----------|----|------------|----|----------|----|----------|----|-------------|----|---------------|----|
| | | S/S | % | S/S | % | S/S | % | S/S | % | S/S | % | S/S | % | S/S | % |
| BRA | 5 | 66/219 | 30 | 14/52 | 27 | 3/20 | 15 | 28/58 | 48 | 3/10 | 30 | 10/49 | 20 | 8/30 | 27 |
| CHN | 5 | 53/217 | 24 | 13/43 | 30 | 15/49 | 31 | 7/23 | 30 | 2/12 | 17 | 14/67 | 21 | 2/23 | 9 |
| CRO | 8 | 90/289 | 31 | 23/72 | 32 | 11/37 | 30 | 43/92 | 47 | 2/22 | 9 | 8/48 | 17 | 3/18 | 17 |
| DEN | 8 | 110/321 | 34 | 9/54 | 17 | 16/39 | 41 | 65/127 | 51 | 7/29 | 24 | 8/48 | 17 | 5/24 | 21 |
| EGY | 5 | 74/206 | 36 | 11/38 | 29 | 17/30 | 57 | 29/75 | 39 | 3/17 | 18 | 8/34 | 24 | 6/12 | 50 |
| ESP | 8 | 114/348 | 33 | 22/84 | 26 | 8/24 | 33 | 54/137 | 39 | 6/27 | 22 | 14/52 | 27 | 10/24 | 42 |
| FRA | 8 | 109/294 | 37 | 13/56 | 23 | 12/33 | 36 | 69/121 | 57 | 7/30 | 23 | 6/36 | 17 | 2/18 | 11 |
| GER | 5 | 80/210 | 38 | 9/27 | 33 | 11/25 | 44 | 44/101 | 44 | 3/15 | 20 | 10/33 | 30 | 3/9 | 33 |
| ISL | 8 | 105/339 | 31 | 19/66 | 29 | 9/33 | 27 | 59/137 | 43 | 4/28 | 14 | 11/41 | 27 | 3/34 | 9 |
| KOR | 8 | 92/316 | 29 | 18/72 | 25 | 17/49 | 35 | 32/91 | 35 | 3/16 | 19 | 10/48 | 21 | 12/40 | 30 |
| POL | 8 | 116/330 | 35 | 12/57 | 21 | 14/44 | 32 | 72/147 | 49 | 5/24 | 21 | 8/43 | 19 | 5/15 | 33 |
| RUS | 8 | 122/336 | 36 | 28/63 | 44 | 15/45 | 33 | 50/111 | 45 | 5/25 | 20 | 16/68 | 24 | 8/24 | 33 |

| | | | | | |
|---------------------|-------------------------|----------------------------------|----------------------------|--------------------------|-------------------------|
| Legend: | % Efficiency | 2Min 2 Minute Suspensions | 6m 6-metre Shots | 7m 7-metre Shots | 9m 9-metre Shots |
| AS Assists | BS Blocked Shots | EX Exclusions | G/S Goals/Shots | MP Matches Played | |
| RC Red Cards | S/S Saves/Shots | ST Steals | TF Technical Faults | YC Yellow Cards | |

TEAM FAIR PLAY As of 24 AUG 2008
团体公平竞赛 / ESPRIT D'ÉQUIPE

| Rank | Team | Points | | EX | RC | 2Min | YC | MP |
|------|--------------------|--------|-------|----|----|------|----|----|
| | | Avg | Total | | | | | |
| 1 | KOR - Korea | 7.0 | 56 | 0 | 0 | 18 | 20 | 8 |
| 2 | FRA - France | 8.8 | 70 | 0 | 0 | 22 | 26 | 8 |
| 3 | POL - Poland | 9.0 | 72 | 0 | 0 | 24 | 24 | 8 |
| 4 | CRO - Croatia | 9.6 | 77 | 0 | 1 | 25 | 22 | 8 |
| 5 | CHN - China | 9.8 | 49 | 0 | 1 | 14 | 16 | 5 |
| 6 | ESP - Spain | 10.9 | 87 | 0 | 2 | 27 | 23 | 8 |
| 7 | BRA - Brazil | 11.6 | 58 | 0 | 1 | 19 | 15 | 5 |
| 8 | RUS - Russian Fed. | 11.9 | 95 | 0 | 1 | 33 | 24 | 8 |
| 9 | DEN - Denmark | 12.4 | 99 | 0 | 2 | 33 | 23 | 8 |
| 10 | GER - Germany | 13.2 | 66 | 0 | 2 | 20 | 16 | 5 |
| 11 | ISL - Iceland | 14.0 | 112 | 0 | 2 | 38 | 26 | 8 |
| 12 | EGY - Egypt | 15.6 | 78 | 0 | 1 | 28 | 17 | 5 |

Note:
Total Points = (EX) x 10 + (RC) x 5 + (2Min) x 2 + (YC) x 1

Legend:
2Min 2 Minute Suspensions **Avg** Average per Game **EX** Exclusions **MP** Matches Played **RC** Red Cards
YC Yellow Cards

GOALKEEPER STATISTICS As of 24 AUG 2008
守门员技术统计 / STATISTIQUES DE GARDIEN DE BUT

SHOTS (top 20)

Minimum 20% of total shots received by team

| Rank | Name | Team | % | Saves | Shots | MP |
|------|--------------------------|------|----|-------|-------|----|
| 1 | BITTER Johannes | GER | 41 | 70 | 170 | 5 |
| 1 | OMEYER Thierry | FRA | 41 | 84 | 204 | 8 |
| 3 | NAKIB Mohamed | EGY | 40 | 59 | 149 | 5 |
| 4 | SZMAL Slawomir | POL | 37 | 85 | 227 | 8 |
| 5 | BARRUFET David | ESP | 36 | 59 | 165 | 8 |
| 5 | GRAMS Oleg | RUS | 36 | 91 | 250 | 8 |
| 5 | HVIDT Kasper | DEN | 36 | 94 | 260 | 8 |
| 5 | KOSTYGOV Alexey | RUS | 36 | 31 | 86 | 8 |
| 5 | SANTOS Maik | BRA | 36 | 52 | 145 | 5 |
| 10 | GUSTAVSSON Bjorgvin Pall | ISL | 33 | 75 | 226 | 8 |
| 10 | HAN Kyungtai | KOR | 33 | 67 | 204 | 8 |
| 10 | LOSERT Venio | CRO | 33 | 44 | 135 | 8 |
| 13 | ALILOVIC Mirko | CRO | 30 | 46 | 154 | 8 |
| 13 | HOMBRADOS Jose Javier | ESP | 30 | 55 | 181 | 8 |
| 13 | WANG Long | CHN | 30 | 26 | 88 | 5 |
| 13 | WICHARY Marcin | POL | 30 | 31 | 103 | 8 |
| 17 | KARABOUE Daouda | FRA | 28 | 25 | 90 | 8 |
| 18 | GUDMUNDSSON Hreidar Levy | ISL | 27 | 30 | 113 | 8 |
| 19 | ABDEL MAKSOUD Walid | EGY | 26 | 15 | 57 | 5 |
| 20 | KANG Ilkoo | KOR | 22 | 25 | 112 | 8 |

PENALTY SHOTS (top 20)

Minimum 20% of total shots received by team

| Rank | Name | Team | % | Saves | Shots | MP |
|------|--------------------------|------|----|-------|-------|----|
| 1 | SANTOS Maik | BRA | 50 | 3 | 6 | 5 |
| 2 | WICHARY Marcin | POL | 43 | 3 | 7 | 8 |
| 3 | KARABOUE Daouda | FRA | 36 | 4 | 11 | 8 |
| 4 | KOSTYGOV Alexey | RUS | 33 | 3 | 9 | 8 |
| 5 | HVIDT Kasper | DEN | 32 | 7 | 22 | 8 |
| 6 | HAN Kyungtai | KOR | 30 | 3 | 10 | 8 |
| 7 | WANG Long | CHN | 29 | 2 | 7 | 5 |
| 8 | HOMBRADOS Jose Javier | ESP | 28 | 5 | 18 | 8 |
| 9 | BITTER Johannes | GER | 25 | 3 | 12 | 5 |
| 10 | NAKIB Mohamed | EGY | 23 | 3 | 13 | 5 |
| 11 | GUSTAVSSON Bjorgvin Pall | ISL | 17 | 3 | 18 | 8 |
| 12 | OMEYER Thierry | FRA | 16 | 3 | 19 | 8 |
| 13 | GRAMS Oleg | RUS | 13 | 2 | 16 | 8 |
| 14 | SZMAL Slawomir | POL | 12 | 2 | 17 | 8 |
| 15 | BARRUFET David | ESP | 11 | 1 | 9 | 8 |
| 15 | LOSERT Venio | CRO | 11 | 1 | 9 | 8 |
| 17 | GUDMUNDSSON Hreidar Levy | ISL | 10 | 1 | 10 | 8 |
| 18 | ALILOVIC Mirko | CRO | 8 | 1 | 13 | 8 |

Legend:
% Efficiency

MP Matches Played

INDIVIDUAL STATISTICS As of 24 AUG 2008
个人技术统计 / STATISTIQUES INDIVIDUELLES

GOALSCORERS (top 40)

| Rank | Name | Team | Goals | Shots | % | 7m Shots | MP |
|------|---------------------------|------|-------|-------|----|----------|----|
| 1 | GARCIA Juan | ESP | 49 | 65 | 75 | 16/22 | 8 |
| 2 | GUDJONSSON Snorri Steinn | ISL | 48 | 77 | 62 | 21/26 | 8 |
| 3 | SIGURDSSON Gudjon Valur | ISL | 43 | 66 | 65 | | 8 |
| 4 | CHRISTIANSEN Lars Roslyng | DEN | 42 | 59 | 71 | 8/12 | 8 |
| 5 | KRAUS Michael | GER | 38 | 65 | 58 | 5/5 | 5 |
| 6 | JURASIK Mariusz | POL | 37 | 59 | 63 | | 8 |
| 6 | KARABATIC Nikola | FRA | 37 | 69 | 54 | 2/3 | 8 |
| 8 | IGROPULO Konstantin | RUS | 36 | 63 | 57 | 11/13 | 8 |
| 8 | NOEDDESBO Jesper | DEN | 36 | 47 | 77 | | 8 |
| 10 | GILLE Bertrand | FRA | 35 | 48 | 73 | | 8 |
| 10 | NARCISSE Daniel | FRA | 35 | 69 | 51 | | 8 |
| 10 | ROCAS Albert | ESP | 35 | 54 | 65 | 4/5 | 8 |
| 13 | DZOMBA Mirza | CRO | 34 | 48 | 71 | 20/28 | 8 |
| 13 | JUNG Suyoung | KOR | 34 | 67 | 51 | 2/4 | 8 |
| 15 | JURECKI Bartosz | POL | 32 | 47 | 68 | | 8 |
| 16 | KOKSHAROV Eduard | RUS | 31 | 42 | 74 | 15/21 | 8 |
| 16 | PETERSSON Alexander | ISL | 31 | 57 | 54 | | 8 |
| 16 | TLUCZYNSKI Tomasz | POL | 31 | 42 | 74 | 14/17 | 8 |
| 19 | ROMERO Iker | ESP | 30 | 68 | 44 | | 8 |
| 20 | ABALO Luc | FRA | 29 | 47 | 62 | | 8 |
| 20 | STEFANSSON Olafur | ISL | 29 | 61 | 48 | 1/3 | 8 |
| 22 | CHERNOIVANOV Alexander | RUS | 26 | 43 | 60 | | 8 |
| 22 | ZAKY Hussein | EGY | 26 | 45 | 58 | 8/9 | 5 |
| 24 | ATLASON Arnor | ISL | 25 | 55 | 45 | | 8 |
| 24 | GEIRSSON Logi | ISL | 25 | 49 | 51 | | 8 |
| 24 | GLANDORF Holger | GER | 25 | 46 | 54 | | 5 |
| 24 | LINDBERG Hans Ottar | DEN | 25 | 46 | 54 | | 8 |
| 24 | PAEK Wonchul | KOR | 25 | 57 | 44 | 4/6 | 8 |
| 24 | RASTVORTSEV Alexey | RUS | 25 | 44 | 57 | | 8 |
| 24 | SPREM Goran | CRO | 25 | 35 | 71 | 2/3 | 5 |
| 24 | TKACZYK Grzegorz | POL | 25 | 45 | 56 | | 8 |
| 32 | DUVNJAK Domagoj | CRO | 24 | 34 | 71 | 6/6 | 8 |
| 32 | EL AHMAR Ahmed | EGY | 24 | 42 | 57 | 2/3 | 5 |
| 32 | JACHLEWSKI Mateusz | POL | 24 | 35 | 69 | 0/1 | 8 |
| 35 | JEONG Yikyeong | KOR | 23 | 53 | 43 | 1/1 | 8 |
| 35 | KO Kyungsoo | KOR | 23 | 41 | 56 | 1/1 | 8 |
| 35 | VORI Igor | CRO | 23 | 29 | 79 | | 8 |

Next 6 players were tied with goals of 22



INDIVIDUAL STATISTICS As of 24 AUG 2008
 个人技术统计 / STATISTIQUES INDIVIDUELLES

ASSISTS (top 40)

| Rank | Name | Team | Assists | MP |
|------|--------------------------|------|---------|----|
| 1 | STEFANSSON Olafur | ISL | 38 | 8 |
| 2 | KARABATIC Nikola | FRA | 34 | 8 |
| 3 | METLICIC Petar | CRO | 32 | 8 |
| 4 | ATLASON Arnor | ISL | 30 | 8 |
| 5 | LIJEWSKI Krzysztof | POL | 28 | 8 |
| 6 | IGROPULO Konstantin | RUS | 23 | 8 |
| 6 | PACHECO FILHO Fernando | BRA | 23 | 5 |
| 8 | LIJEWSKI Marcin | POL | 22 | 8 |
| 9 | ENTRERRIOS Alberto | ESP | 21 | 8 |
| 9 | ROMERO Iker | ESP | 21 | 8 |
| 9 | TKACZYK Grzegorz | POL | 21 | 8 |
| 12 | ENTRERRIOS Raul | ESP | 20 | 8 |
| 12 | JENSEN Jesper | DEN | 20 | 8 |
| 14 | FILIPPOV Vasily | RUS | 19 | 8 |
| 15 | KAMANIN Alexey | RUS | 18 | 8 |
| 16 | VUKOVIC Drago | CRO | 16 | 8 |
| 17 | BURDET Cedric | FRA | 15 | 8 |
| 18 | GARABAYA Ruben | ESP | 14 | 8 |
| 18 | LACKOVIC Blazenko | CRO | 14 | 8 |
| 18 | LEE Jaewoo | KOR | 14 | 8 |
| 18 | NARCISSE Daniel | FRA | 14 | 8 |
| 18 | SANTANA Bruno | BRA | 14 | 5 |
| 23 | GILLE Bertrand | FRA | 13 | 8 |
| 23 | JOERGENSEN Lars Troels | DEN | 13 | 8 |
| 25 | BELAUSTEGUI Jon | ESP | 12 | 8 |
| 25 | BOLDSEN Joachim Rietveld | DEN | 12 | 8 |
| 25 | CHERNOIVANOV Alexander | RUS | 12 | 8 |
| 25 | JURECKI Bartosz | POL | 12 | 8 |
| 25 | JURECKI Michal | POL | 12 | 8 |
| 25 | KRAUS Michael | GER | 12 | 5 |
| 25 | SIGURDSSON Gudjon Valur | ISL | 12 | 8 |
| 25 | SPELLERBERG Bo | DEN | 12 | 8 |
| 25 | VALCIC Tonci | CRO | 12 | 8 |

Next 9 players were tied with assists of 10

INDIVIDUAL STATISTICS As of 24 AUG 2008
个人技术统计 / STATISTIQUES INDIVIDUELLES

GOALS AND ASSISTS (top 40)

| Rank | Name | Team | Goals + Assists | Goals | Assists | MP |
|------|---------------------------|------|-----------------|-------|---------|----|
| 1 | KARABATIC Nikola | FRA | 71 | 37 | 34 | 8 |
| 2 | STEFANSSON Olafur | ISL | 67 | 29 | 38 | 8 |
| 3 | IGROPULO Konstantin | RUS | 59 | 36 | 23 | 8 |
| 4 | GUDJONSSON Snorri Steinn | ISL | 56 | 48 | 8 | 8 |
| 5 | ATLASON Arnor | ISL | 55 | 25 | 30 | 8 |
| 5 | GARCIA Juan | ESP | 55 | 49 | 6 | 8 |
| 5 | SIGURDSSON Gudjon Valur | ISL | 55 | 43 | 12 | 8 |
| 8 | ROMERO Iker | ESP | 51 | 30 | 21 | 8 |
| 9 | KRAUS Michael | GER | 50 | 38 | 12 | 5 |
| 10 | NARCISSE Daniel | FRA | 49 | 35 | 14 | 8 |
| 11 | GILLE Bertrand | FRA | 48 | 35 | 13 | 8 |
| 11 | METLICIC Petar | CRO | 48 | 16 | 32 | 8 |
| 13 | LIJEWSKI Krzysztof | POL | 47 | 19 | 28 | 8 |
| 14 | TKACZYK Grzegorz | POL | 46 | 25 | 21 | 8 |
| 15 | JURASIK Mariusz | POL | 45 | 37 | 8 | 8 |
| 16 | JURECKI Bartosz | POL | 44 | 32 | 12 | 8 |
| 16 | NOEDDESBO Jesper | DEN | 44 | 36 | 8 | 8 |
| 18 | CHRISTIANSEN Lars Roslyng | DEN | 43 | 42 | 1 | 8 |
| 18 | PACHECO FILHO Fernando | BRA | 43 | 20 | 23 | 5 |
| 20 | ENTRERRIOS Alberto | ESP | 42 | 21 | 21 | 8 |
| 20 | JUNG Suyoung | KOR | 42 | 34 | 8 | 8 |
| 22 | FILIPPOV Vasily | RUS | 41 | 22 | 19 | 8 |
| 23 | ROCAS Albert | ESP | 40 | 35 | 5 | 8 |
| 24 | CHERNOIVANOV Alexander | RUS | 38 | 26 | 12 | 8 |
| 25 | DZOMBA Mirza | CRO | 37 | 34 | 3 | 8 |
| 26 | ABALO Luc | FRA | 36 | 29 | 7 | 8 |
| 26 | JENSEN Jesper | DEN | 36 | 16 | 20 | 8 |
| 26 | KAMANIN Alexey | RUS | 36 | 18 | 18 | 8 |
| 26 | KOKSHAROV Eduard | RUS | 36 | 31 | 5 | 8 |
| 26 | LIJEWSKI Marcin | POL | 36 | 14 | 22 | 8 |
| 26 | PETERSSON Alexander | ISL | 36 | 31 | 5 | 8 |
| 32 | PAEK Wonchul | KOR | 35 | 25 | 10 | 8 |
| 33 | DUVNJAK Domagoj | CRO | 34 | 24 | 10 | 8 |
| 33 | EL AHMAR Ahmed | EGY | 34 | 24 | 10 | 5 |
| 33 | GLANDORF Holger | GER | 34 | 25 | 9 | 5 |
| 36 | LACKOVIC Blazenko | CRO | 33 | 19 | 14 | 8 |
| 36 | LINDBERG Hans Ottar | DEN | 33 | 25 | 8 | 8 |
| 36 | VALCIC Tonci | CRO | 33 | 21 | 12 | 8 |
| 36 | VORI Igor | CRO | 33 | 23 | 10 | 8 |

Next 4 players were tied with goals and assists of 32

INDIVIDUAL STATISTICS As of 24 AUG 2008
个人技术统计 / STATISTIQUES INDIVIDUELLES

STEALS (top 20)

| Rank | Name | Team | Total | Avg | MP |
|------|-------------------------|------|-------|-----|----|
| 1 | DINART Didier | FRA | 9 | 1.1 | 8 |
| 1 | JASZKA Bartlomiej | POL | 9 | 1.1 | 8 |
| 1 | PETERSSON Alexander | ISL | 9 | 1.1 | 8 |
| 4 | GILLE Bertrand | FRA | 8 | 1.0 | 8 |
| 4 | SIGURDSSON Gudjon Valur | ISL | 8 | 1.0 | 8 |
| 6 | KARABATIC Nikola | FRA | 7 | 0.9 | 8 |
| 6 | RIBEIRO Felipe | BRA | 7 | 1.4 | 5 |
| 8 | ABALO Luc | FRA | 6 | 0.8 | 8 |
| 8 | GARCIA Juan | ESP | 6 | 0.8 | 8 |
| 8 | GILLE Guillaume | FRA | 6 | 0.8 | 8 |
| 8 | KEHRMANN Florian | GER | 6 | 1.2 | 5 |
| 8 | KOKSHAROV Eduard | RUS | 6 | 0.8 | 8 |
| 8 | LIJEWSKI Krzysztof | POL | 6 | 0.8 | 8 |
| 8 | LOZANO Demetrio | ESP | 6 | 0.8 | 8 |
| 8 | VALCIC Tonci | CRO | 6 | 0.8 | 8 |

Next 8 players were tied with total of 5

BLOCKED SHOTS (top 20)

| Rank | Name | Team | Total | Avg | MP |
|------|--------------------------|------|-------|-----|----|
| 1 | PRIETO Carlos | ESP | 24 | 3.0 | 8 |
| 2 | JURECKI Michal | POL | 15 | 1.9 | 8 |
| 3 | JAKOBSSON Sverre Andreas | ISL | 14 | 1.8 | 8 |
| 4 | DOMINIKOVIC Davor | CRO | 13 | 1.6 | 8 |
| 5 | DINART Didier | FRA | 12 | 1.5 | 8 |
| 6 | CHERNOIVANOV Alexander | RUS | 11 | 1.4 | 8 |
| 7 | JOERGENSEN Lars Troels | DEN | 10 | 1.3 | 8 |
| 7 | VORI Igor | CRO | 10 | 1.3 | 8 |
| 9 | LOZANO Demetrio | ESP | 9 | 1.1 | 8 |
| 9 | NOEDDESBO Jesper | DEN | 9 | 1.1 | 8 |
| 11 | GILLE Guillaume | FRA | 8 | 1.0 | 8 |
| 11 | KAMANIN Alexey | RUS | 8 | 1.0 | 8 |
| 13 | EVDOKIMOV Egor | RUS | 7 | 0.9 | 8 |
| 13 | ROGGISCH Oliver | GER | 7 | 1.4 | 5 |
| 15 | GARABAYA Ruben | ESP | 6 | 0.8 | 8 |
| 15 | INGIMUNDARSON Ingimundur | ISL | 6 | 0.8 | 8 |
| 15 | KARABATIC Nikola | FRA | 6 | 0.8 | 8 |
| 15 | TKACZYK Grzegorz | POL | 6 | 0.8 | 8 |
| 15 | YOON Kyungshin | KOR | 6 | 0.8 | 8 |
| 20 | VUKOVIC Drago | CRO | 5 | 0.6 | 8 |

INDIVIDUAL STATISTICS As of 24 AUG 2008
个人技术统计 / STATISTIQUES INDIVIDUELLES

PENALTIES (top 40)

| Rank | Name | Team | Points | | EX | RC | 2Min | YC | MP |
|------|--------------------------|------|--------|-------|----|----|------|----|----|
| | | | Avg | Total | | | | | |
| 1 | PRIETO Carlos | ESP | 4.5 | 36 | 0 | 2 | 10 | 6 | 8 |
| 2 | PIZZINATO Jardel | BRA | 4.4 | 22 | 0 | 1 | 7 | 3 | 5 |
| 3 | JAKOBSSON Sverre Andreas | ISL | 3.9 | 31 | 0 | 1 | 10 | 6 | 8 |
| 3 | JOERGENSEN Lars Troels | DEN | 3.9 | 31 | 0 | 1 | 9 | 8 | 8 |
| 5 | ROGGISCH Oliver | GER | 3.8 | 19 | 0 | 0 | 7 | 5 | 5 |
| 6 | NIELSEN Kasper | DEN | 3.6 | 25 | 0 | 1 | 9 | 2 | 7 |
| 6 | RAMADAN Mohamed | EGY | 3.6 | 18 | 0 | 1 | 6 | 1 | 5 |
| 8 | KLIMOVETS Andrei | GER | 3.0 | 15 | 0 | 1 | 5 | 0 | 5 |
| 9 | METLICIC Petar | CRO | 2.5 | 20 | 0 | 1 | 6 | 3 | 8 |
| 10 | GEIRSSON Logi | ISL | 2.4 | 19 | 0 | 1 | 7 | 0 | 8 |
| 10 | IGROPULO Konstantin | RUS | 2.4 | 19 | 0 | 0 | 7 | 5 | 8 |
| 10 | MABROUK Hassan | EGY | 2.4 | 12 | 0 | 0 | 4 | 4 | 5 |
| 13 | KAMANIN Alexey | RUS | 2.3 | 18 | 0 | 1 | 5 | 3 | 8 |
| 14 | EL FAKHARANY Hany | EGY | 2.2 | 11 | 0 | 0 | 4 | 3 | 5 |
| 15 | BELAUSTEGUI Jon | ESP | 2.1 | 17 | 0 | 0 | 6 | 5 | 8 |
| 15 | BOLDSEN Joachim Rietveld | DEN | 2.1 | 17 | 0 | 0 | 6 | 5 | 8 |
| 17 | ZAKY Hussein | EGY | 2.0 | 10 | 0 | 0 | 4 | 2 | 5 |
| 17 | ZHANG Xing | CHN | 2.0 | 10 | 0 | 1 | 2 | 1 | 5 |
| 19 | CHERNOIVANOV Alexander | RUS | 1.9 | 15 | 0 | 0 | 5 | 5 | 8 |
| 19 | INGIMUNDARSON Ingimundur | ISL | 1.9 | 15 | 0 | 0 | 5 | 5 | 8 |
| 19 | PARK Junggeu | KOR | 1.9 | 15 | 0 | 0 | 5 | 5 | 8 |
| 22 | HUSSEIN Moustafa | EGY | 1.8 | 9 | 0 | 0 | 3 | 3 | 5 |
| 22 | OLIVEIRA Guilherme | BRA | 1.8 | 9 | 0 | 0 | 4 | 1 | 5 |
| 24 | JANSEN Torsten | GER | 1.6 | 8 | 0 | 0 | 4 | 0 | 5 |
| 24 | PACHECO FILHO Fernando | BRA | 1.6 | 8 | 0 | 0 | 2 | 4 | 5 |
| 24 | SILVA Alexandre | BRA | 1.6 | 8 | 0 | 0 | 4 | 0 | 5 |
| 24 | SIODMIAK Artur | POL | 1.6 | 13 | 0 | 0 | 4 | 5 | 8 |
| 24 | ZEITZ Christian | GER | 1.6 | 8 | 0 | 1 | 1 | 1 | 5 |
| 29 | GILLE Bertrand | FRA | 1.5 | 12 | 0 | 0 | 3 | 6 | 8 |
| 29 | GILLE Guillaume | FRA | 1.5 | 12 | 0 | 0 | 5 | 2 | 8 |
| 29 | JURECKI Michal | POL | 1.5 | 12 | 0 | 0 | 5 | 2 | 8 |
| 29 | LI Hexin | CHN | 1.5 | 3 | 0 | 0 | 1 | 1 | 2 |
| 33 | CUI Liang | CHN | 1.4 | 7 | 0 | 0 | 3 | 1 | 5 |
| 33 | HAO Kexin | CHN | 1.4 | 7 | 0 | 0 | 2 | 3 | 5 |
| 33 | JURECKI Bartosz | POL | 1.4 | 11 | 0 | 0 | 3 | 5 | 8 |
| 33 | MABROUK Hussein | EGY | 1.4 | 7 | 0 | 0 | 3 | 1 | 5 |
| 33 | NOEDDESBO Jesper | DEN | 1.4 | 11 | 0 | 0 | 5 | 1 | 8 |
| 33 | SIGURDSSON Sigfus | ISL | 1.4 | 11 | 0 | 0 | 5 | 1 | 8 |

Next 6 players were tied with average points of 1.3

Note:
Total Points = (EX) x 10 + (RC) x 5 + (2Min) x 2 + (YC) x 1

Legend:
% Efficiency 2Min 2 Minute Suspensions Avg Average per Game EX Exclusions MP Matches Played
RC Red Cards YC Yellow Cards



OFFICIAL COMMUNICATION

官方通告 / COMMUNICATION OFFICIELLE

Item: 1

**Replacement Denmark
Hansen for Knudsen**

Danish national team handball player Micheal V. Knudsen is hospitalised due to appendicitis and operated this night and will therefore not be able to play in the 2008 Olympic Games. He will be replaced by Mikkel Hansen.

Issued by: IHF
Time: 19:20
Date: 11 AUG 2008

This decision affects:

RESULTS
SCHEDULE
OTHER

Note:



OFFICIAL COMMUNICATION

官方通告 / COMMUNICATION OFFICIELLE

Item: 2

**Replacement China
ZHANG for WU**

Chinese national women team player with number 13 WU Yanan is injured and replaced by ZHANG Geng with number 7.

Issued by: IHF
Time: 16:00
Date: 12 AUG 2008

This decision affects:

RESULTS
SCHEDULE
OTHER

Note:



OFFICIAL COMMUNICATION

官方通告 / COMMUNICATION OFFICIELLE

Item: 3

**Replacement Sweden
TOVEBY for HELGESSON**

Sweden national women team player with number 6 HELGESSON Therese is injured and replaced by TOVEBY Frida with number 9.

Issued by: IHF
Time: 16:05
Date: 12 AUG 2008

This decision affects:

RESULTS
SCHEDULE
OTHER

| |
|-------------------------------------|
| <input type="checkbox"/> |
| <input type="checkbox"/> |
| <input checked="" type="checkbox"/> |

Note:



OFFICIAL COMMUNICATION

官方通告 / COMMUNICATION OFFICIELLE

Item: 4

**Replacement Germany
HENS by CHRISTOPHERSEN**

Germany national men team player with number 2, HENS Pascal, is injured and replaced by CHRISTOPHERSEN Sven Soren with number 13.

Issued by: IHF
Time: 12:45
Date: 13 AUG 2008

This decision affects:

RESULTS
SCHEDULE
OTHER

| |
|-------------------------------------|
| <input type="checkbox"/> |
| <input type="checkbox"/> |
| <input checked="" type="checkbox"/> |

Note:



OFFICIAL COMMUNICATION

官方通告 / COMMUNICATION OFFICIELLE

Item: 5

**Replacement Croatia
SPREM for VUKIC**

Croatia national men team player with number 23 VUKIC Ljubo is injured and replaced by SPREM Goran with number 17.

Issued by: IHF
Time: 19:26
Date: 15 AUG 2008

This decision affects:

RESULTS
SCHEDULE
OTHER

Note:



OFFICIAL COMMUNICATION

官方通告 / COMMUNICATION OFFICIELLE

Item: 6

**Replacement China
LI for WANG**

Chinese national men team player with number 13 WANG Xiaolong is injured and replaced by LI Hexin with number 10.

Issued by: IHF
Time: 19:33
Date: 15 AUG 2008

This decision affects:

RESULTS
SCHEDULE
OTHER

Note:



OFFICIAL COMMUNICATION

官方通告 / COMMUNICATION OFFICIELLE

Item: 7

**Replacement France
PATY for FERNANDEZ**

French national men team player with number 2 FERNANDEZ Jerome is injured and replaced by PATY Cedric with number 26.

Issued by: IHF
Time: 19:49
Date: 15 AUG 2008

This decision affects:

RESULTS
SCHEDULE
OTHER

| |
|-------------------------------------|
| <input type="checkbox"/> |
| <input type="checkbox"/> |
| <input checked="" type="checkbox"/> |

Note:



OFFICIAL COMMUNICATION

官方通告 / COMMUNICATION OFFICIELLE

Item: 8

**Replacement Romania
ANI SENOCICO for TOLNAI**

Romania national women team player with number 12 TOLNAI Talida is injured and replaced by ANI SENOCICO Mihaela with number 25.

Issued by: IHF
Time: 18:15
Date: 18 AUG 2008

This decision affects:

RESULTS
SCHEDULE
OTHER

Note:



As of 8 Aug 2008

IF OFFICIALS

| Function | Name | NOC |
|--|---|---|
| President | Hassan MOUSTAFA | EGY - Egypt |
| Secretary General | Peter fritz MUHLEMATTER | SUI - Switzerland |
| IF Executive Board member | Achi chritophe YAPO Tor LIAN Manoel luiz OLIVEIRA Michael WIEDERER Naser ABU MARZOUQ Francois GNAMIAN Carin elisabet NILSSON GREEN Mansourou AREMOU Yoshihide WATANABE Ulrich STROMBACH Mario alfonso GARCIA DE LA TORRE | CIV - Ivory Coast NOR - Norway BRA - Brazil AUT - Austria KUW - Kuwait CIV - Ivory Coast SWE - Sweden BEN - Benin JPN - Japan GER - Germany MEX - Mexico |
| IF Medical Officer | Francois GNAMIAN | CIV - Ivory Coast |
| Journalist | Bjoern PAZEN | GER - Germany |
| TECHNICAL OFFICIALS | | |
| Technical delegate | Miguel ROCA MAS Alexander KOZHUKHOV | ESP - Spain RUS - Russian Fed. |
| International Technical Officials | Christer AHL Ekkehard HOFFMANN Edgar antonio HUBNER Patric klasu STRUB Bianca QUERL Anne geraldine DOENLEN GSELL Dmitry KOZHUKHOV Karl peter wilhelm SICHELSCHMIDT Jan TUIK Fabiano REDONDO Leon KALIN Sandor ANDORKA Miguel ZAWOROTNY Roland BURGI Manfred PRAUSE Ramon GALLEGO Abduljalil merza asad moh AL BAHRANI Frantisek TABORSKY Michael CAVANAUGH Dietrich SPAETE Rafael SEPULVEDA MONTALVO Inge-lis KANSTRUP | USA- United States GER - Germany BRA - Brazil GER - Germany GER - Germany FRA - France RUS - Russian Fed. GER - Germany NED - Netherlands BRA - Brazil SLO - Slovenia HUN - Hungary ARG - Argentina SUI - Switzerland GER - Germany ESP - Spain BRN - Bahrain CZE - Czech Republic USA- United States GER - Germany USA- United States DEN - Denmark |
| National Technical Officials | ZHANG Zheng MAI Yuehui GAO Bin HUO Zhongjun WANG Ke JIANG Tao ZHANG Lixin LI Dian WANG Rui LI Zhaomeng XU Jian SUN Hongtao LI Changhai YE Xiaoxue CHEN Lie JIA Wei YANG Hua YU Zixiang | CHN - China CHN - China CHN - China CHN - China CHN - China CHN - China CHN - China CHN - China CHN - China CHN - China CHN - China CHN - China CHN - China CHN - China CHN - China CHN - China CHN - China |
| Referees | (1) LIU Fengjuan (2) LIU Shuyong (3) Jesus nilson MENEZES (4) Rogerio aparecido PINTO | CHN - China CHN - China BRA - Brazil BRA - Brazil |

| | |
|---------------------------------|--------------------|
| (5) Martin GJEDING | DEN - Denmark |
| (6) Mads HANSEN | DEN - Denmark |
| (7) Moustafa EL MOAMLII | EGY - Egypt |
| (8) Shaban ALI | EGY - Egypt |
| (9) Vicente BRETO LEON | ESP - Spain |
| (10) Jose antonio HUELIN TRILLO | ESP - Spain |
| (11) Gilles BORD | FRA - France |
| (12) Olivier BUY | FRA - France |
| (13) Frank LEMME | GER - Germany |
| (14) Bernd ULLRICH | GER - Germany |
| (15) Mohsen KARBAS CHI | IRI - Iran |
| (16) Majid KOLAHDOUZAN | IRI - Iran |
| (17) Renars LICIS | LAT - Latvia |
| (18) Zigmars STOLAROVŠ | LAT - Latvia |
| (19) Mirosław BAUM | POL - Poland |
| (20) Marek GORALCZYK | POL - Poland |
| (21) Constantin DIN | ROU - Romania |
| (22) Sorin-laurentiu DINU | ROU - Romania |
| (23) Igor CHERNEGA | RUS - Russian Fed. |
| (24) Victor POLADENKO | RUS - Russian Fed. |
| (25) Nedžad KRSTIĆ | SLO - Slovenia |
| (26) Peter LJUBIČ | SLO - Slovenia |
| (27) Rickard CANBRO | SWE - Sweden |
| (28) Tommie mikael CLAESON | SWE - Sweden |
| (29) Aleksander LIUDOVYK | UKR - Ukraine |
| (30) Valentyn VAKULA | UKR - Ukraine |

Copyright, © 2011, LA84 Foundation

Notes on the digitized version of the Official Results from the 2008 Beijing Olympic Games.

The digital version of the Official Results from the 2008 Beijing Olympic Games is Web-published by the LA84 Foundation with the permission of the International Olympic Committee.

This digital version includes a bookmark list that functions as a hyper linked table of contents. Selecting a topic heading will take you to the corresponding section in the document.

Profile of the digital version:

File name: 2008Results_Book1.pdf

File size: 27,806 KB

Format: Portable Document Format (PDF) 1.6 (Adobe Acrobat 7)

Source document: Key Documents of the Beijing 2008 Olympic Games DVD

Creation Date: July 2010

Image Resolution: 300 dpi for color and grayscale images