



# MEMPHIS GRIZZLIES

2017-18 MEDIA GUIDE





# PLAY HARD. *Bank Easy.*

At Pinnacle, we're as dedicated to the Grizzlies as you are. We're also dedicated to making banking as easy as it can be. With convenient mobile features from Grizzlies Banking you can:

- Track spending
- Deposit checks from your phone
- Pay bills online

Plus you can visit any of our convenient locations, talk to a live person when you call and get cool perks like access to VIP events, special pre-sale ticket opportunities to FedExForum events and a free Grizzlies Debit Mastercard!



GrizzliesBanking.com | Visit your local Pinnacle office

Call us toll-free at 1-877-217-3599



Member  
**FDIC**



<b>TABLE OF CONTENTS</b> .....	<b>1</b>	<b>HISTORY</b> .....	<b>119</b>
Staff Directory .....	2	Team History Statistics .....	120
Ticket Information .....	5	Individual History Statistics .....	138
<b>PLAYERS</b> .....	<b>7</b>	All-Time Roster .....	148
Wade Baldwin IV .....	8	Transactions .....	183
Dillon Brooks .....	10	<b>PLAYOFFS</b> .....	<b>197</b>
Mario Chalmers .....	12	Playoff Statistics .....	198
Mike Conley .....	18	<b>SEASON REVIEW</b> .....	<b>221</b>
Deyonta Davis .....	24	2016-17 Review .....	222
James Ennis III .....	26	2015-16 Review .....	224
Tyreke Evans .....	30	2014-15 Review .....	226
Marc Gasol .....	34	2013-14 Review .....	228
JaMychal Green .....	40	2012-13 Review .....	230
Andrew Harrison .....	44	2011-12 Review .....	232
Vince Hunter .....	46	2010-11 Review .....	234
Jarell Martin .....	48	2009-10 Review .....	236
Ben McLemore .....	52	2008-09 Review .....	238
Jeremy Morgan .....	54	2007-08 Review .....	240
Chandler Parsons .....	56	2006-07 Review .....	242
Ivan Rabb .....	60	2005-06 Review .....	244
Wayne Selden Jr. ....	62	2004-05 Review .....	246
Kobi Simmons .....	64	2003-04 Review .....	248
Brandan Wright .....	66	2002-03 Review .....	250
Rade Zagorac .....	69	2001-02 Review .....	252
TV Roster .....	70	2000-01 Review .....	254
How the Grizzlies Were Built .....	71	1999-00 Review .....	256
Roster .....	73	1998-99 Review .....	258
<b>EXECUTIVES</b> .....	<b>75</b>	1997-98 Review .....	260
Robert J. Pera .....	76	1996-97 Review .....	262
Joseph Abadi .....	77	1995-96 Review .....	264
Limited Partners .....	77	<b>OPPONENTS</b> .....	<b>267</b>
<b>BASKETBALL OPERATIONS</b> .....	<b>79</b>	Opponent Directories .....	268
Chris Wallace .....	80	Series Records .....	326
John Hollinger .....	81	<b>NBA</b> .....	<b>327</b>
Ed Stefanski .....	82	Key Dates and Standings .....	328
Chantal Hassard, Tayshaun Prince .....	83	2017 Playoffs and 2016-17 Statistical Leaders .....	329
David Fizdale, J.B. Bickerstaff .....	84	2016-17 NBA Statistics .....	330
Keith Smart, Bob Bender .....	85	Attendance and 2017 Draft .....	331
Nick Van Exel, Adam Mazarei .....	86	NBA Offices and Officials Roster .....	332
Allen Gruver, Jim Scholler .....	87	NBA G League Offices .....	333
Eric Oetter, Chattin Hill .....	88	2016-17 NBA G League Standings and Memphis Hustle .....	334
Zachary Z. Kleiman, Chris Makris .....	89	All-Time NBA Award Winners .....	335
Glynn Cyprien, Elliot Perry .....	90	<b>FEDEXFORUM</b> .....	<b>339</b>
Chris Pongrass, Daniel Marcus .....	91	FedExForum Information .....	340
Basketball Operations Staff .....	92	<b>AT A GLANCE</b> .....	<b>343</b>
<b>BUSINESS OPERATIONS</b> .....	<b>93</b>	Medical Glossary .....	325
Jason Wexler, John Walker .....	94		
Nancy Aleya, Eric Granger, Rolanda Gregory .....	95		
Arnetria Knowles, Anthony Macri, Dennis O'Connor .....	96		
John Pugliese, Diane Terrell, Garth Webster .....	97		
Memphis Grizzlies and FedExForum Staff .....	98		
Grizz, Grizz Girls .....	101		
<b>MEDIA</b> .....	<b>103</b>		
Media Guidelines .....	104		
Communications Staff .....	105		
Broadcasters/Grind City Media .....	107		
Grizzlies.com .....	112		
Media Directory .....	113		
Don Poier Media Center .....	114		
<b>COMMUNITY</b> .....	<b>115</b>		
Community Investment and Grizzlies Foundation .....	116		
NBA Cares .....	118		

**Special Thanks to Chris Thorn, the Elias Sports Bureau, and basketball-reference.com**

All NBA and team insignia depicted in this publication are the property of NBA Properties, Inc. and the respective teams of the NBA and may not be reproduced for commercial purposes without the prior written consent of NBA Properties, Inc.

The information contained in this publication was compiled by the Memphis Grizzlies and is provided as a courtesy to our fans and the press and may be used only for personal or editorial purposes. Any commercial use of this information is prohibited without the prior written consent of the Memphis Grizzlies.

Copyright © 2017 Memphis Grizzlies



## EXECUTIVES

Robert J. Pera Chairman and Controlling Owner  
 Joe Abadi Director

## BASKETBALL OPERATIONS

### Memphis Grizzlies Basketball Operations

Chris Wallace General Manager  
 John Hollinger Executive VP of Basketball Operations  
 Ed Stefanski Executive Vice President  
 Chantal Hassard VP of Team Operations and Player Programs  
 Tayshaun Prince Special Advisor to the General Manager  
 David Fizdale Head Coach  
 J.B. Bickerstaff Associate Head Coach  
 Keith Smart Assistant Coach  
 Bob Bender Assistant Coach  
 Nick Van Exel Assistant Coach  
 Adam Mazarei Assistant Coach  
 Bob Thate Shooting Coach  
 Joe Boylan Player Development Coach  
 J.J. Outlaw Player Development Coach  
 Adam Johansen Advance Scout  
 Christopher Williams Video Coordinator  
 Marcus Jones Basketball Operations Assistant  
 Allen Gruver Medical Director  
 Jim Scholler Head Athletic Trainer  
 Eric Oetter Director of Performance  
 Chatten Hill Head Strength and Conditioning Coach  
 Kristin Farrell Massage Therapist / Assistant Athletic Trainer  
 Christopher Chase Strength and Conditioning – Development Coordinator  
 Zachary Z. Kleiman Team Counsel and Senior Director of Basketball Operations  
 Chris Pongrass Director of Basketball Operations  
 Elliot Perry Director of Player Support  
 Barry Loggins Director of Team Security  
 Chris Makris Director of Player Personnel  
 John Carideo College and Pro Scout  
 Orlando Early College Scout  
 Davide Prati International Scout  
 Durwood McCoy College Scout  
 H. Ryan Slater Scouting Coordinator  
 Stephen McAfee Head Chef  
 Dean Little Performance Analyst  
 David Taylor Performance Analyst  
 Charles Sweeney Equipment Manager/Travel Coordinator  
 Vince Ford Team Facilities Manager  
 Paul Robinson Coordinator of Team Operations  
 Adam Kotin Assistant, Team Services  
 Lindsey Joyce Intern, Nutrition  
 Konnor Bachman Intern, Team Services

### Memphis Hustle Basketball Operations

Glynn Cyprien Memphis Hustle Head Coach and  
 Memphis Grizzlies Director of Pro Personnel  
 Daniel Marcus Memphis Hustle General Manager  
 and Memphis Grizzlies Director  
 of Basketball Analytics  
 Brett Burman Memphis Hustle Assistant Coach  
 Sean Dockery Memphis Hustle Assistant Coach  
 Darnell Lazare Memphis Hustle Development Coach  
 and Video Coordinator  
 Bryston Williams Memphis Hustle Development Coach  
 Wade Langlois Memphis Hustle  
 Basketball Operations Assistant

## BUSINESS OPERATIONS

Jason Wexler President, Business Operations  
 John Walker Executive Vice President, Business Operations  
 Antonio Perez Sr. Manager, Youth Basketball Programming  
 James Connolly Director, Business Strategy and Analytics  
 Lana Counce Data Warehouse and CRM Manager  
 Kandace Stewart Senior Coordinator, Business Operations  
 Stella Roeder CRM Coordinator

## BRAND, CONTENT MARKETING, COMMUNICATIONS AND BROADCAST

John Pugliese Vice President of Brand, Content Marketing, Communications and Broadcast

### Brand

David Thompson Director, Brand Marketing  
 Bryan Rumpfola Senior Graphic Designer  
 Alexa Lesinski Coordinator, Graphic Design  
 DaQuan Sims Graphic Designer, Motion

### Broadcast

Brett Smith Director, Broadcast Operations  
 Scott Zachry Dir., Broadcast Production and Feature Content  
 Stef Allan Photography Director/Editor  
 Michael Blevins Creative Producer/Senior Editor  
 Samuel Edwards Producer/Editor  
 Eric Honeycutt News Photographer/Editor  
 Kim Johnson Coordinator, Broadcast  
 Ian Owen Media Archive Coordinator  
 Pete Pranic Television Play-by-Play Broadcaster  
 Brevin Knight Television Analyst  
 Rob Fischer Television Sideline Reporter  
 Sean Tuohy Television Analyst  
 Eric Hasseltine Radio Play-by-Play Broadcaster  
 Hank McDowell Radio Analyst  
 Gary Darby Radio Pregame, Half and Postgame Host

## Communications and Publications

Jason Wallace Director, Communications & Publications  
 Ross Wooden Manager, Communications & Publications  
 Maggie Yang Coordinator, Communications & Publications  
 Geoff Langham Coordinator, Communications & Publications  
 Hannah Henderson Intern, Communications & Publications

## Content and Live Entertainment

Jason Potter Director, Content and Live Entertainment  
 Tamara Moore Manager, Live Entertainment  
 and Retail Marketing  
 Terran Gary Entertainment Coordinator  
 Eric McMahon Mascot Coordinator  
 Kate Ulrich Coordinator, Live Entertainment  
 Pat Longo Intern, Promotions and Live Entertainment

## Grind City Media

Michael Wallace Senior Editor, Contributor and Analyst  
 Chris Vernon Digital Host and Contributor/Grizzlies  
 LIVE! Analyst  
 Alexis Morgan Digital Content Reporter  
 Amara Baptist Social Media Producer  
 Jon Roser Producer, Grind City Media  
 Avery Franklin Intern, Grind City Media

## Promotions

Carly Lyons Director, Promotions,  
 Regional and Event Marketing  
 Amanda Jones Coordinator, Promotions  
 and Regional Marketing

## MARKETING STRATEGY

Rolanda Gregory Vice President, Marketing Strategy  
 Lesley Torrell Sr. Director, Digital and Marketing Operations  
 Cynthia Hazell Director, Advertising  
 George Fadel Manager, Marketing Engagement  
 Roy Wells Manager, Web Development  
 Laura Gawel Marketing Analyst  
 Meghan Gattas Digital Marketing and Email Coordinator  
 Malcom Moore Junior Web Developer

## COMMUNITY ENGAGEMENT AND GRIZZLIES FOUNDATION

Diane Terrell Vice President, Community Engagement  
 and Executive Director of the Grizzlies Foundation  
 Desiree Robertson Sr. Manager, Youth Mentoring Partnership  
 Joel Katz Sr. Manager, Youth Sports Partnership  
 Tim Jordan Manager, NBA and Player Initiative  
 Tiffani Morrow Senior Manager, TEAM Mentor Program  
 Mya Orr Coordinator, TEAM Mentor Program  
 Spencer Cash Coordinator, TEAM Mentor Program  
 Laquita Johnson Coordinator, Partner Projects  
 Jamal Boddie Coordinator, Sport Activation  
 Candace Hamer Coordinator, Evaluation and Impact

Sharda Collier Coordinator, Youth Sports Partnership  
 Joseph Grushko Intern, Grizzlies Foundation  
 Denzel Anthony Intern, Team Mentor

## PARTNERSHIP MARKETING

Anthony Macri Vice President, Partnership Marketing  
 Director, Development  
 Lamont Nelson Senior Manager, Development  
 Rob Aycock Manager, Development  
 Kenneth Kebleitis Manager, Development  
 Nicole Pentecost Senior Manager, Activation  
 Mya Donald Senior Coordinator, Activation  
 Brooke Manning Coordinator, Activation  
 Cheree Buckson Coordinator, Activation  
 Justin Hart Manager, Partnership Marketing  
 (Memphis Hustle)  
 Leslie Finch Business Analyst, Partnership Marketing  
 Gavin Driskill

## FINANCE

Nancy Alyea Vice President, Finance  
 Barbara Gray Director, Accounting and Financial Reporting  
 Karen Merritt Controller  
 Teki Groff Payroll Manager  
 Stephanie Harrison Senior Accountant  
 Sonya Jones Senior Accountant  
 Kim Newsom Accounting Coordinator  
 Malika Travis Clerk, Accountant  
 Kevin Bay Intern, Finance/Accounting  
 Taylor Hildreth Intern, Finance/Accounting

## HUMAN RESOURCES

Ametria Knowles Vice President, Human Resources  
 Kim Brunt Manager, Human Resources  
 Lakendra Jeffries Part-time Receptionist/Activation Specialist  
 Vanessa Ingram Intern, Human Resources

## TICKET SALES AND SERVICE

Dennis O'Connor Vice President, Ticket Sales and Service  
 Gregg Crone Senior Director, Premium Service  
 David Harmon Director, Premium Sales  
 Monica King Senior Manager, Client Services  
 Paige Perkins Sr. Manager, Premium Sales & Engagement  
 Makinzie Foos Manager, Ticket Sales  
 Rickie Means Manager, Premium Services  
 David Ridenhour Manager, Group Sales  
 Kim Baker Coordinator, Group Sales  
 Abi Morton Coordinator, Ticket Sales and Service  
 Carl Rosen Senior Account Executive, Client Services  
 Peggy Rounds Senior Account Executive, Client Services  
 Travis Brady Account Executive, Client Services  
 Joseph Palermo Account Executive, Client Services  
 Molly Price Account Executive, Client Services





# STAFF DIRECTORY

INTRO

## Ticket Sales and Services (continued)

Jason Cockerham Senior Account Executive, Group Sales  
 Tommy Fridy Account Executive, Group Sales  
 Jonathan Jones Account Executive, Group Sales  
 Jake Kimbrell Account Executive, Group Sales  
 Lindsay Sorenson Account Executive, Group Sales  
 Mark Greer Senior Account Executive, Ticket Sales  
 Max Alpert Account Executive, Ticket Sales  
 Walker Eaton Account Executive, Ticket Sales  
 Zach Ladner Account Executive, Ticket Sales  
 Joey Silver Account Executive, Ticket Sales  
 Joseph Fitzpatrick Account Executive, Premium Sales  
 Kyle Krebs Account Executive, Premium Sales  
 Tyler Breneisen Account Executive, Hustle Ticket Sales  
 Corey Elliot Account Executive, Hustle Ticket Sales  
 Norman O'Neal Account Executive, Hustle Ticket Sales  
 Joseph Anderson Ticket Sales Representative  
 Maggie Coates Ticket Sales Representative  
 Lee Hartley Ticket Sales Representative  
 Lauryn Johnson Ticket Sales Representative  
 Andrew Kiepe Ticket Sales Representative  
 Parker McClain Ticket Sales Representative  
 Price McGinnis Ticket Sales Representative  
 Arnyce Owens Ticket Sales Representative

## ARENA OPERATIONS

Eric Granger Vice President of Arena Operations

## Facility Operations

Peter Pugh Senior Director, Facility Operations  
 Brandon Fiedler Arena Production Manager  
 Nate Johnson Operations Manager  
 Jonathan Moore Operations Coordinator  
 Jason Lee Electrician  
 Cedric Rodgers Electrician  
 Lawson Tully Maintenance Technician/Carpenter  
 Jose Gonzales Building Painter  
 Willie Fisher Supervisor, Conversion  
 Scotty Swanger Supervisor, Conversion  
 Maurio Batts Coordinator, Conversion  
 Torey Smith Coordinator, Conversion  
 Renée Sparks Supervisor, Central Services  
 Ben Newsham Clerk, Central Services  
 Tony Braxton Account Manager, CDS (24 Hour Security)  
 Dan Stoops Crew One  
 Terry Rowe Chief Engineer, SM Lawrence  
 Luther Jordan Building Engineer, SM Lawrence  
 Orlando Roberson Building Engineer, SM Lawrence  
 Kelvin Williams Building Engineer, SM Lawrence  
 Lisa Montgomery Day Manager, ServiceMaster

## Booking & Event Services

Jeff Olson Director, Event Booking  
 Matthew McClain Event Manager  
 Aly Pane Event Coordinator  
 Cassandra Crenny Intern, Arena Operations

## Guest Relations

Hateisha Williamson Director, Guest Relations  
 Paula Richmond Senior Manager, Staff Services  
 Mike Sullivan Manager, Event Services  
 Herschal McCathern Coordinator, Guest Services  
 Bobby Ralston General Manager of Parking Operations, AmeriPark  
 Melvin Becton Garage Manager, AmeriPark  
 Rufus Organ Event Security, Andy Frain Services  
 Margaret Organ Event Security, Andy Frain Services

## Information Technology

Scott Pitts Director, Information Technology  
 Johnathan Yancey Network Support Analyst II  
 Willie Foreman Network Support Analyst II  
 Ben Johnson Cable Technician

## TICKET OPERATIONS

Garth Webster Vice President, Ticket Operations  
 Devin Maddox Manager, Ticket Operations  
 Michael Rose Manager, Ticket Operations  
 Lisa Smith Assistant Manager, Ticket Operations  
 Christopher Dyer Coordinator, Ticket Operations

## FedEx

Zack Cowell FedEx

## Fanatics

Karen Spiva Retail Manager

## LEVY RESTAURANTS

Ben Grosse Director, Operations  
 Perrin Harper Director, Premium Services  
 Angela Rutberg Controller  
 Shun Stotts Director, Human Resources  
 Lauren Courtway Manager, Suites  
 Tanya Varner Manager, Accounting  
 Dario Olivera Executive Chef  
 Bruce Taylor Senior Sous Chef  
 Yerinda McClinton Sous Chef  
 Josh Smallie Director, Concessions  
 Jacob Carlisle Purchasing Manager/Concessions/In-Seat  
 Felandis Brunson Senior Manager, Concessions  
 Nate Weindruch Manager, Concessions  
 Diana Thompson Catering Manager

# TICKET INFORMATION



INTRO

PLAYERS

EXECUTIVES

BASKETBALL OPERATIONS

BUSINESS OPERATIONS

MEDIA

COMMUNITY

HISTORY

PLAYOFFS

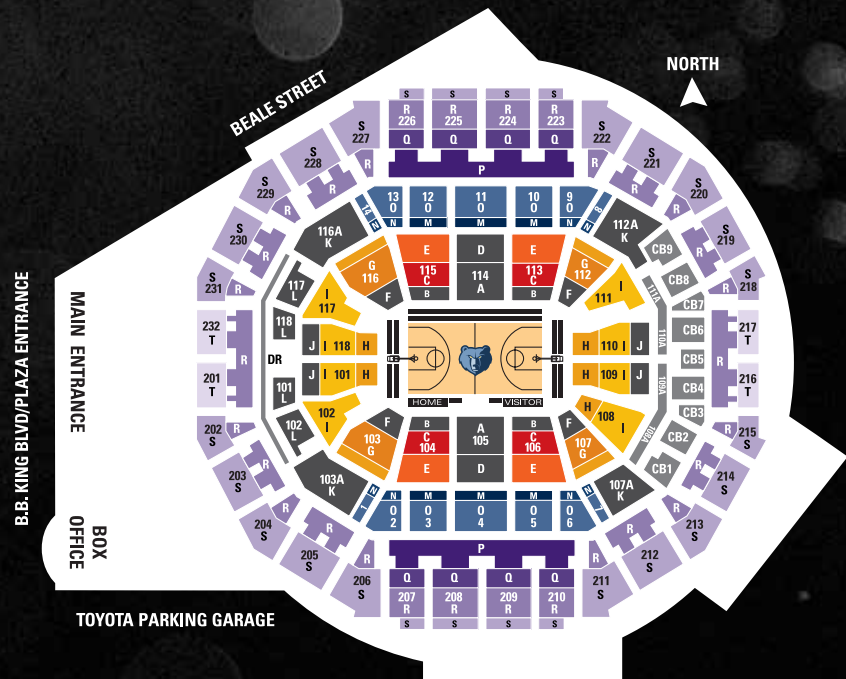
REVIEW

OPINIONS

NBA

FEBFEFORUM



AT A GLANCE



SECTION	SINGLE GAME* PER GAME	SEASON TICKET PER GAME	SEASON TICKET TOTAL PRICE	22-GAME TOTAL PRICE	12-GAME TOTAL PRICE	6-GAME TOTAL PRICE
T Terrace V	\$16	\$9	\$396	—	—	—
S Terrace IV	\$21	\$11	\$484	\$286	\$192	\$78
R Terrace III	\$26	\$15.50	\$682	\$374	\$276	\$102
O Terrace II	\$34	\$20.50	\$902	\$528	\$348	\$144
P Terrace I	\$45	\$31.50	\$1,386	\$814	\$540	\$228
DR Draft Room Ledge	\$107	\$66	\$2,904	\$1,694	—	—
O Pinnacle Level III	\$90	\$63	\$2,772	\$1,674	\$1,104	\$432
N Pinnacle Level II	\$92	\$67	\$2,948	—	—	—
M Pinnacle Level I	\$98	\$79	\$3,476	—	—	—
L Plaza IV	\$48	\$36	\$1,584	—	—	—
K Plaza IV Plus	\$54	\$39	\$1,716	—	—	—
J Plaza III	\$64	\$51	\$2,244	—	—	—
I Plaza II	\$78	\$64	\$2,816	\$1,694	—	—
H Plaza II Plus	\$90	\$72	\$3,168	\$1,892	—	—
G Plaza I	\$101	\$84	\$3,696	—	—	—
F Plaza I Plus	\$115	\$98	\$4,312	—	—	—
E Courtside IV	\$125	\$106	\$4,664	\$2,640	—	—
D Courtside III	\$145	\$118	\$5,192	—	—	—
C Courtside II	\$175	\$143	\$6,292	\$3,564	—	—
B Courtside II Plus	\$195	\$156	\$6,864	—	—	—
A Courtside I	\$225	\$175	\$7,700	—	—	—

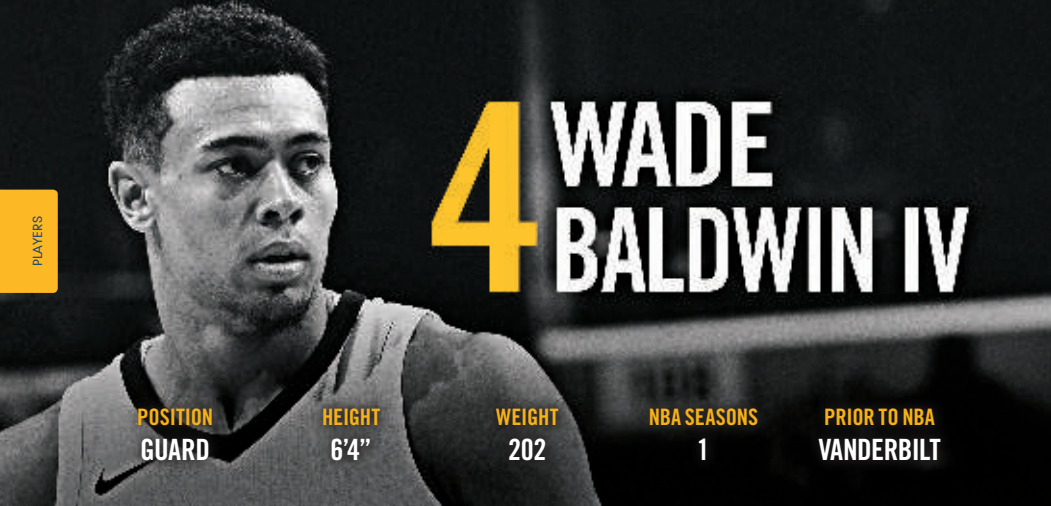
\*Single game price varies by game and is subject to change.







PLAYERS



# 4 WADE BALDWIN IV

**POSITION** GUARD    **HEIGHT** 6'4"    **WEIGHT** 202    **NBA SEASONS** 1    **PRIOR TO NBA** VANDERBILT

## NBA CAREER

**NBA Regular Season:** Has appeared in 33 games (one start) in his one NBA season and has averaged 3.2 points, 1.4 rebounds and 1.8 assists in 12.3 minutes while shooting 31.3 percent from the field and 83.8 percent from the free throw line for the Memphis Grizzlies... Has missed eight games as a DNP (Coach's Decision), one game as a healthy scratch on the inactive list and 40 games while on assignment to the NBA G League... Has scored in double figures once.

**NBA Playoffs:** Has appeared in three postseason games, all as a reserve, and has averaged 0.7 points, 1.3 rebounds and 0.7 assists in 4.0 minutes.

**NBA G-League:** Has appeared in 33 games (22 starts) in one season and has averaged 12.9 points, 4.3 rebounds, 5.3 assists and 1.33 steals in 28.2 minutes while shooting 43.3 percent from the field, 31.1 percent from three-point range and 74.8 percent from the free throw line for the Iowa Energy... Has scored in double figures 24 times, including four games with at least 20 points... Recorded double-digit assists twice... Posted one double-double.

**2016-17:** Appeared in 33 games (one start) and averaged 3.2 points, 1.4 rebounds and 1.8 assists in 12.3 minutes while shooting 31.3 percent from the field and 83.8 percent from the free throw line in his rookie season with the Grizzlies... Missed a total of 49 games, including eight as a DNP (Coach's Decision), one game (Feb. 15) as a healthy scratch on the inactive list and 40 games while assignment to the Iowa Energy... Scored in double figures once... Led the Grizzlies in assists twice... Registered a career-high nine assists on Dec. 3, 2016 vs. LA Lakers... Scored a career-high 11 points on Dec. 6, 2016 vs. Philadelphia... **NBA Playoffs:** Came off the bench in three games during the Grizzlies' first round series with the San Antonio Spurs and averaged 0.7 points, 1.3 rebounds and 0.7 assists in 4.0 minutes... **NBA G League (Iowa):** Appeared in 33 games (22 starts) and averaged 12.9 points, 4.3 rebounds, 5.3 assists and 1.33 steals in 28.2 minutes while shooting 43.3 percent from the field, 31.1 percent from three-point range and 74.8 percent from the free throw line for the Iowa Energy... Scored in double figures 24 times, including four games with at least 20 points... Recorded double-digit assists twice... Posted one double-double... Scored a G League career-high 22 points on Nov. 23, 2016 at Grand Rapids and matched that total on Feb. 26, 2017 at Austin... Posted his first career G League double-double with 18 points and a G League career-high 12 assists on Jan. 20, 2017 vs. Sioux Falls.

## NBA TRANSACTIONS

Drafted by Memphis Grizzlies in the first round (17th overall) of the 2016 NBA Draft on June 23, 2016... Signed a multi-year contract with the Memphis Grizzlies on July 16, 2016.

## COLLEGE CAREER

Played two seasons at Vanderbilt University, appearing in 68 games (54 starts) for the Commodores, and averaged 11.7 points, 4.1 rebounds, 4.8 assists and 1.32 steals in 29.6 minutes while shooting 43.2 percent from the field, 42.2 percent from three-point range and 80.0 percent from the free throw line... Finished his collegiate career ranked second in program history in assists per game behind **Jan van Breda Kolff** (5.4)... **2015-16 (Sophomore):** Appeared in 33 games (30 starts) and averaged 14.1 points, 4.0 rebounds, 5.2 assists and 1.21 steals in 30.4 minutes while shooting 42.7 percent from the field, 40.6 percent from three-point range and 79.9 percent from the free throw line... Named Second Team All-Southeastern Conference by the coaches after finishing third in the SEC in assists for both all games and league games... Set a program record for total assists by a sophomore (172), and his 5.2 assists per game average ranked sixth in Vandy history... Scored in double figures 26 times, including four 20-point performances... Reached double figures in assists twice... Scored a career-high 25 points on Jan. 20, 2016 at Tennessee... **2014-15 (Freshman):** Appeared in 35 games (24 starts) and averaged 9.4 points, 4.1 rebounds, 4.4 assists

and 1.43 steals in 28.8 minutes while shooting 43.9 percent from the field, 43.9 percent from three-point range and 80.2 percent from the free throw line... Named to the SEC All-Freshman Team... Led all freshmen and finished fifth in the SEC in assists per game... Ranked eighth in the conference in steals per game and third in assist-to-turnover ratio (2.3)... Won SEC Freshman of the Week for the week of Nov. 17, 2014... Scored in double figures 20 times, including one 20-point effort... Finished one assist shy of a triple-double with 20 points, a career-high 10 rebounds and nine assists in an NIT second-round victory on March 20, 2015 vs. South Dakota State.

## PERSONAL

Born March 29, 1996 in Belle Mead, N.J... Full name is Wade Manson Baldwin IV... Son of Wade III and Monica Baldwin... Recipient of the Southwood Family Men's Basketball Scholarship at Vanderbilt... As a high school senior, led St. Joseph's (NJ) to a 30-2 overall record and the Non-Public A New Jersey State Championship while averaging 15.0 points, 4.1 rebounds and 7.1 assists... Compiled a 57-7 prep record during his junior and senior seasons.

## NBA Regular Season Statistics

Season	TM	G	GS	MP	Field Goals			3-Point			Free Throws			Rebounds			STL	BLK	TOV	PF	PTS	RPG	APG	PPG	
					FG	FGA	FG%	3P	3PA	3P%	FT	FTA	FT%	ORB	DRB	TRB									AST
2016-17	MEM	33	1	405	36	114	.316	3	22	.136	31	37	.838	11	35	46	61	19	7	40	40	106	1.4	1.8	3.2
<b>CAREER</b>		<b>33</b>	<b>1</b>	<b>405</b>	<b>36</b>	<b>114</b>	<b>.316</b>	<b>3</b>	<b>22</b>	<b>.136</b>	<b>31</b>	<b>37</b>	<b>.838</b>	<b>11</b>	<b>35</b>	<b>46</b>	<b>61</b>	<b>19</b>	<b>7</b>	<b>40</b>	<b>40</b>	<b>106</b>	<b>1.4</b>	<b>1.8</b>	<b>3.2</b>

## NBA Playoff Statistics

Season	TM	G	GS	MP	Field Goals			3-Point			Free Throws			Rebounds			STL	BLK	TOV	PF	PTS	RPG	APG	PPG	
					FG	FGA	FG%	3P	3PA	3P%	FT	FTA	FT%	ORB	DRB	TRB									AST
2016-17	MEM	3	0	12	0	1	.000	0	0	-	2	2	1.000	1	3	4	2	0	0	0	3	2	1.3	0.7	0.77
<b>CAREER</b>		<b>3</b>	<b>0</b>	<b>12</b>	<b>0</b>	<b>1</b>	<b>.000</b>	<b>0</b>	<b>0</b>	<b>-</b>	<b>2</b>	<b>2</b>	<b>1.000</b>	<b>1</b>	<b>3</b>	<b>4</b>	<b>2</b>	<b>0</b>	<b>0</b>	<b>0</b>	<b>3</b>	<b>2</b>	<b>1.3</b>	<b>0.7</b>	<b>0.7</b>

## SINGLE GAME HIGHS

<b>PTS</b>	<b>11</b>	12/6/16, MEM vs PHI	<b>3FGA</b>	<b>4</b>	11/1/16, MEM at MIN	<b>AST</b>	<b>9</b>	12/3/16, MEM vs LAL
<b>FGM</b>	<b>3</b>	4/12/17, MEM vs DAL (5x)	<b>FTM</b>	<b>7</b>	12/6/16, MEM vs PHI	<b>STL</b>	<b>3</b>	12/3/16, MEM vs LAL (3x)
<b>FGA</b>	<b>8</b>	4/12/17, MEM vs DAL (4x)	<b>FTA</b>	<b>8</b>	12/6/16, MEM vs PHI	<b>BLK</b>	<b>3</b>	10/26/16, MEM vs MIN
<b>3FGM</b>	<b>1</b>	4/7/17, MEM vs NYK (3x)	<b>REB</b>	<b>7</b>	4/4/17, MEM at SAS	<b>MIN</b>	<b>25</b>	10/26/16, MEM vs MIN

INTRO

PLAYERS

EXECUTIVES

BASKETBALL OPERATIONS

BUSINESS OPERATIONS

MEDIA

COMMUNITY

HISTORY

PLAYOFFS

REVIEW

OPONENTS


NBA

FANFORUM

AT A GLANCE



PLAYERS



# 24 DILLON BROOKS

**POSITION**  
GUARD/FORWARD

**HEIGHT**  
6'6"

**WEIGHT**  
220

**NBA SEASONS**  
ROOKIE

**PRIOR TO NBA**  
OREGON

## NBA TRANSACTIONS

Drafted by the Houston Rockets in the second round (45th overall) of the 2017 NBA Draft on June 22, 2016... Draft rights traded by the Houston Rockets on draft night to the Memphis Grizzlies for a 2018 second round draft pick.

## INTERNATIONAL CAREER

A member of Team Canada, led the 2014 U18 FIBA Americas Championship in scoring (25.3 points) and the second-leading scorer at the 2015 U19 FIBA Worlds (18.8 points)... With the senior team, won silver at the 2015 Pan Am Games, averaging 5.0 points in 9.2 minutes.

## COLLEGE CAREER

Played three seasons at the University of Oregon, appearing in 109 games (98 starts) for the Ducks, and averaged 14.8 points, 4.5 rebounds and 2.6 assists in 28.9 minutes while shooting 47.2 percent from the field, 36.2 percent from three-point range and 79.4 percent from the free throw line... 2017 Pac-12 Player of the Year... Two-time All-Pac 12 First Team (2016, 2017), two-time Pac-12 All-Tournament Team (2016-17) and Pac-12 All-Freshman selection (2015)... Finished his collegiate career ranked 10th in Oregon history (1,612 points) and the school's career leader in NCAA Tournament scoring (162 points), field goals made (59) and assists (32), and as a junior led the Ducks to their first NCAA Final Four since 1939... **2016-17 (Junior):** Appeared in 35 games (27 starts) and averaged 16.1 points, 3.2 rebounds, 2.7 assists and 1.09 steals in 25.3 minutes while shooting 48.8 percent from the field, 40.1 percent from three-point range and 75.4 percent from the free throw line... Helped lead Oregon to its first NCAA Final Four since 1939... Earned All-America First Team honors from USA Today and All-America Second Team honors from The Associated Press, Sporting News, USBWA, NABC and Basketball Times... Three-time Pac-12 Player of the Week... Named Pac-12 Player of the Year and selected to the All-Pac 12 First Team and Pac-12 All-Tournament Team... One of five finalists for the Julius Erving Award and 15 finalists for the Wooden Award... Made game-winning shots against Tennessee, UCLA and California... **2015-16 (Sophomore):** Started all 38 games and averaged 16.7 points, 5.4 rebounds, 3.1 assists and 1.05 steals in 32.8 minutes while shooting 47.0 percent from the field, 33.8 percent from three-point range and 80.6 percent from the free throw line... All-Pac 12 First Team and All-Tournament Team... Named to the All-America Third Team by The Sporting News... Selected USBWA District IX Player of the Year and All-District Team by the USBWA and NABC... One of 10 finalists for the Julius Erving Award... Tallied career highs of 30 points and nine assists on Feb. 7, 2016 vs. Utah... **2014-15 (Freshman):** Appeared in 36 games (33 starts) and averaged 11.5 points, 4.9 rebounds and 1.8 assists in 28.3 minutes while shooting 45.6 percent from the field, 33.7 percent from three-point range and 82.5 percent from the free throw line... Voted Pac-12 All-Freshman Team.

## PERSONAL

Born Jan. 22, 1996 in Mississauga, Canada... Grew up in Canada but played a portion of his high school career at Findlay Prep in Henderson, Nev. where fellow Canadians and future NBA players **Tristan Thompson**, **Corey Joseph** and **Anthony Bennett** also played.

## NCAA Statistics

Season	School	G	MP	Field Goals			3-Point			Free Throws			Rebounds				PF	PTS	RPG	APG	PPG			
				FG	FGA	FG%	3P	3PA	3P%	FT	FTA	FT%	ORB	DRB	TRB	AST						STL	BLK	TOV
2014-15	Oregon	36	1020	150	329	.456	28	83	.337	85	103	.825	62	114	176	65	18	20	73	111	413	4.9	1.8	11.5
2015-16	Oregon	38	1247	231	492	.470	48	142	.338	125	155	.806	77	129	206	119	40	15	89	112	635	5.4	3.1	16.7
2016-17	Oregon	35	886	206	422	.488	57	142	.401	95	126	.754	35	78	113	95	38	18	72	97	564	3.2	2.7	16.1
<b>CAREER</b>		<b>109</b>	<b>3153</b>	<b>587</b>	<b>1243</b>	<b>.472</b>	<b>133</b>	<b>367</b>	<b>.362</b>	<b>305</b>	<b>384</b>	<b>.794</b>	<b>174</b>	<b>321</b>	<b>495</b>	<b>279</b>	<b>96</b>	<b>53</b>	<b>234</b>	<b>320</b>	<b>1612</b>	<b>4.5</b>	<b>2.6</b>	<b>14.8</b>



TRAINING CAMP INVITEE

# 6 MARIO CHALMERS

POSITION  
GUARD

HEIGHT  
6'2"

WEIGHT  
190

NBA SEASONS  
8

PRIOR TO NBA  
KANSAS

## NBA CAREER

**NBA Regular Season:** Has appeared in 580 games (390 starts) during his eight-year NBA career and has averaged 9.0 points, 2.5 rebounds, 3.8 assists and 1.50 steals in 27.3 minutes while shooting 42.1 percent shooting from the field, 35.8 percent shooting from three-point range and 78.6 percent shooting from the free throw line for the Miami Heat and Memphis Grizzlies... Has officially missed 29 games due to injury or illness, one game due to an NBA suspension and has been listed as a DNP (Coach's Decision) 10 times... Ranks among Miami's all-time leaders in steals (2nd), assists (3rd), games played (4th), three-point field goals made (4th), minutes played (6th), starts (6th) and points (11th)... Owns the Heat's single-game steals record (nine on Nov. 5, 2008 vs. Philadelphia)... Shares the Heat single-game record for three-point field goals made (10 on Jan. 12, 2013 at Sacramento)... Has scored in double figures 246 times, including 24 games with at least 20 points and two 30-point performances... His longest streak of consecutive games scoring in double figures is seven (accomplished five times, last from Feb. 27-March 9, 2016)... Has recorded double-digit assists 12 times and has posted six double-doubles... His longest streak of consecutive games played is 128 (Oct. 29, 2008-Jan. 29, 2010)... His longest streak of consecutive starts is 214 (Dec. 25, 2011-April 14, 2014)... His longest streak of consecutive games with a steal is 16 (April 2-Nov. 12, 2014)... Has recorded 176 games with multiple three-pointers made... His longest streak of consecutive games with a three-point field goal is 13 (accomplished twice, last from April 6-Nov. 12, 2013)... Has recorded 229 multi-steal games.

**NBA Playoffs:** Has appeared in 99 postseason games (73 starts) and has averaged 8.8 points, 2.5 rebounds, 3.3 assists and 1.19 steals in 29.1 minutes while shooting 42.9 percent from the field, 35.7 percent from three-point range and 74.2 percent from the free throw line for the Miami Heat... Won back-to-back NBA Championships with Miami as the starting point guard in 2012 and 2013... Has scored in double figures 35 times, including seven 20-point efforts... Has grabbed double-digit rebounds once... Ranks among the Heat's postseason leaders in three-point field goals made (2nd) and attempted (2nd), assists (3rd), steals (3rd), games played (3rd), minutes (4th), field goals attempted (4th), points (5th), starts (5th), free throws made (6th), double-digit scoring efforts (7th), field goals made (7th), free throws attempted (7th), defensive (8th) and total (8th) rebounds and 20-point scoring performances (8th).

**Honors: 2011-12:** Participated in the Three-Point Shootout at All-Star Weekend in Orlando... **2008-09:** Named to the NBA All-Rookie Second Team.

**2016-17:** Sat out the entire 2016-17 season while recovering from a ruptured right Achilles tendon suffered on March 9, 2016 at Boston.

**2015-16 (Miami/Memphis):** Split the season between the Miami Heat and Memphis Grizzlies... Appeared in 61 games (seven starts) and averaged a career-high 10.3 points, 2.6 rebounds, 3.8 assists and 1.44 steals in 22.5 minutes while shooting 41.0 percent from the field, 30.9 percent from three-point range and 83.2 percent from the free throw line... Officially missed two games, including one game (Nov. 5) with a sore right knee and one game (Nov. 11) coinciding with his trade from Miami to Memphis... Scored in double figures 34 times (all with Memphis), including three 20-point efforts... Recorded one game with double-digit assists... Led his team in scoring five times, in rebounding twice and in assists 14 times... Came off the bench in six games for Miami and averaged 5.5 points, 2.3 rebounds, 3.2 assists and 1.33 steals in 20.0 minutes before being traded to Memphis on Nov. 10... Competed in 55 games (seven starts) for Memphis and averaged 10.8 points, 2.6 rebounds, 3.8 assists and 1.45 steals in 22.8 minutes while shooting 41.7 percent from the field, 32.6 percent from three-point range and 82.7 percent from the free throw line... Scored a season-high 29 points off the bench in 23 minutes on Nov. 16 vs. Oklahoma City, posting his career high in points off the bench in only his third game with the Grizzlies... Shot a perfect 13-of-13 from the foul line in that game, setting a career high for free throws made and tying his career best for free throw attempts... Tallied 23 points, a season-high eight rebounds and nine assists on Jan. 6 at Oklahoma City... Scored 25 points and put in the game-winning jumper with

# MARIO CHALMERS



0.8 seconds remaining on Jan. 14 vs. Detroit... Handed out a season-high 10 assists on Jan. 28 vs. Milwaukee... Registered 17 points, seven assists and four steals in 41 minutes, scoring the go-ahead basket with 25.0 seconds remaining, in a March 7 road win at Cleveland, a game in which the Grizzlies dressed only eight players... Scored 11 points the following game on March 9 at Boston before suffering a season-ending ruptured right Achilles tendon with 6:34 remaining in the third quarter... Waived by Memphis on March 10.

**2014-15 (Miami):** Appeared in 80 games (37 starts) and averaged 10.2 points, 2.6 rebounds, 3.8 assists and 1.56 steals in 29.6 minutes while shooting 40.3 percent from the field, 29.4 percent from three-point range and 77.4 percent from the free throw line... Missed one game (March 6) with a right knee contusion and was listed as a DNP (Coach's Decision) in the season finale on April 15 at Philadelphia... Ranked 24th in the NBA in steals per game... Set career highs for field goals made and attempted and free throws made and attempted... Led the Heat in games played, three-point field goals attempted, assists, steals and assist-to-turnover ratio (1.77)... Scored in double figures 41 times, including seven games with at least 20 points... Recorded double-digit assists four times and posted a career-high four double-doubles... Led the Heat in scoring six times and in assists 22 times... Tallied eight steals on Feb. 20 at New York was the individual single-game high in the NBA during the 2014-15 season... Handed out a season-high 11 assists on Nov. 14 at Atlanta and Dec. 3 vs. Atlanta... Scored a season-high 24 points on Nov. 22 at Orlando... Scored his 4,000th career point on Nov. 23 vs. Charlotte... Played his 500th career game on March 7 vs. Sacramento... Recorded his 700th steal on Dec. 14 vs. Chicago... Matched his career best with nine rebounds on March 29 vs. Detroit.

**2013-14 (Miami):** Started all 73 of his appearances and averaged 9.8 points, 2.9 rebounds, 4.9 assists and 1.63 steals in 29.8 minutes while shooting 45.4 percent from the field, 38.5 percent from three-point range and 74.2 percent from the free throw line... Missed a total of nine games... Sideline six games due to injury, one game (Nov. 16) as the result of an NBA suspension and was a DNP (Coach's Decision) in the season finale on April 16 vs. Philadelphia... Ranked 13th in the NBA in steals per game... Set single-season career highs for field goal percentage, offensive rebounds and blocks... Led the team in three-point field goal percentage and steals per game... Scored in double figures 37 times, including one 20-point performance... Recorded double-digit assists twice and posted one double-double... Led the Heat in rebounds twice and in assists 21 times... Made his 500th career three-point field goal on Oct. 30 at Philadelphia and 500th free throw on Dec. 28 at Portland... Played his 400th NBA game on Jan. 18 vs. Charlotte... Matched his career high with nine rebounds on Dec. 28 at Portland and March 12 vs. Brooklyn... Recorded a season-high 11 assists on March 19 at Boston... Scored a season-high 24 points on April 4 vs. Minnesota... **2014 Playoffs:** Appeared in all 20 games (19 starts) for the Eastern Conference Champion Heat and averaged 6.4 points, 2.3 rebounds and 3.6 assists in 26.7 minutes while shooting 42.3 percent from the field, 34.9 percent from three-point range and 76.0 percent from the free throw line... Scored in double figures four times... Led the Heat in assists five times... Started all four games in the first round against the Charlotte Bobcats and averaged 9.0 points, 2.5 rebounds and 3.5 assists in 25.8 minutes while shooting 43.3 percent from the field and 71.4 percent from the free throw line... Started all five games in the Eastern Conference Semifinals against the Brooklyn Nets and averaged 7.2 points, 2.6 rebounds, 4.6 assists and 1.60 steals in 30.0 minutes while shooting 41.9 percent from the field and 83.3 percent from the free throw line... Led the Heat in both assists and steals during the Brooklyn series... Started all six games in the Eastern Conference Finals against the Indiana Pacers and averaged 5.7 points, 2.7 rebounds and 3.5 assists in 27.7 minutes while shooting 48.3 percent from the field and 66.7 percent from the free throw line... Appeared in all five games (four starts) of the NBA Finals against the San Antonio Spurs and averaged 4.4 points, 1.4 rebounds, 2.8 assists and 1.00 steals in 23.2 minutes while shooting 33.3 percent from the field and 77.8 percent from the free throw line.

**2012-13 (Miami):** Started all 77 of his appearances and averaged 8.6 points, 2.2 rebounds, 3.5 assists and 1.53 steals in 26.9 minutes while shooting 42.9 percent from the field, a career-high 40.9 percent from three-point range and 79.5 percent from the free throw line... Missed a total of five games, including four games (March 29-April 2, April 17) with a sprained right ankle and one game (April 15) as a DNP (Coach's Decision)... Ranked 20th in the NBA in steals per game... Set a single-season career high for three-point field goals made... Scored in double figures 24 times, including four games with at least 20 points and one 30-point performance... Recorded double-digit assists twice... Set career highs in points (34), field goals made (10) and three-point field goals made (10) on Jan. 12 at Sacramento... His 10 triples against the Kings tied the franchise single-game record, set a building record and were one shy of the NBA high in 2012-13... Scored his 3,000th career point on March 25 at Orlando... Handed out a season-high 11 assists on Oct. 30 vs. Boston and Nov. 5 vs. Phoenix... **2013 Playoffs:** Started all 23 games for the NBA Champion Heat and averaged 9.4 points, 2.3 rebounds and 3.1 assists in 28.3 minutes while shooting 41.5 percent from the field and 75.5 percent from the free throw line... Scored in double figures nine times, including a pair of 20-point outings... Appeared in four games in the first round against the Milwaukee Bucks and averaged 6.5 points, 3.0 rebounds, 4.5 assists and 1.75 steals in 28.5 minutes while shooting 45.5 percent from the field and 57.1 percent from the free throw line... Appeared in five games in the Eastern Conference Semifinals against the Chicago Bulls and averaged 7.4 points, 2.2 rebounds and 3.8 assists in 24.9 minutes while shooting 39.4 percent from the field and 66.7 percent from the free throw line... Appeared in seven games in the Eastern Conference Finals against the Indiana Pacers and averaged 11.3 points, 1.6 rebounds and 2.7 assists in 27.1 minutes while shooting 44.3 percent from the field and 90.5 percent from the free throw line... Appeared in seven games during the NBA Finals against the San Antonio Spurs and averaged 10.6 points, 2.7 rebounds and 2.1 assists in 31.6 minutes while shooting 38.8 percent from the field and 69.2 percent from the free throw line.

INTRO

PLAYERS

EXECUTIVES

BASKETBALL OPERATIONS

BUSINESS OPERATIONS

MEDIA

COMMUNITY

HISTORY

PLAYOFFS

REVIEW

OPINIONS

NBA

FEDERFORUM

AT A GLANCE





# MARIO CHALMERS

# MARIO CHALMERS



PLAYERS

**2011-12 (Miami):** Started all 64 games in which he appeared and averaged 9.8 points, 2.7 rebounds, 3.5 assists and 1.52 steals in 28.5 minutes while shooting 44.8 percent from the field, 38.8 percent from three-point range and 79.2 percent from the free throw line... Missed two games due to injury or illness, including one game (Feb. 8) with a sprained left hand and one game (April 22) with flu-like symptoms... Ranked 13th in the NBA in total steals and steals per game... Led the team in starts for the second time in his career and both three-point field goals made and attempted... Scored in double figures 33 times, including 13 in overtime, and set career highs for field goals made (10) and attempted (21) in Miami's triple-overtime win on Jan. 5 at Atlanta... Finished fourth in the Three-Point Shootout at All-Star Weekend in Orlando... **2012 Playoffs:** Started all 23 games for the NBA Champion Heat and averaged 11.3 points, 3.7 rebounds, 3.9 assists and 1.22 steals in 35.6 minutes while shooting 44.2 percent from the field and 71.7 percent from the free throw line... Scored in double figures 12 times, including three 20-point performances, and grabbed double-digit rebounds once... Appeared in five games during the first round against the New York Knicks and averaged 11.8 points, 4.0 rebounds, 4.4 assists and 1.60 steals in 36.0 minutes while shooting 42.6 percent from the field and 69.2 percent from the free throw line... Appeared in six games during the Eastern Conference Semifinals against the Indiana Pacers and averaged 10.8 points, 4.8 rebounds and 2.7 assists in 31.6 minutes while shooting 44.0 percent from the field and 83.3 percent from the free throw line... Scored a postseason career-high 25 points in Game 3 of the Eastern Conference Semifinals on May 17 at Indiana... Grabbed a postseason career-high 11 rebounds in Game 5 of the Pacers series on May 22 vs. Indiana... Appeared in seven games during the Eastern Conference Finals against the Boston Celtics and averaged 12.0 points, 3.1 rebounds, 4.6 assists and 1.14 steals in 38.1 minutes while shooting 45.6 percent from the field and 59.1 percent from the free throw line... Played a postseason career-high 45 minutes in Game 2 of the East Finals on May 30 vs. Boston... Appeared in five games during the NBA Finals against the Oklahoma City Thunder and averaged 10.4 points, 2.6 rebounds, 4.0 assists and 1.80 steals in 36.5 minutes while shooting 44.2 percent from the field and 85.7 percent from the free throw line... Led the Heat in steals during the Finals.

**2010-11 (Miami):** Saw action in 70 games (28 starts) and averaged 6.4 points, 2.1 rebounds, 2.5 assists and 1.09 steals in 22.6 minutes while shooting 39.9 percent from the field, 35.9 percent from three-point range and a career-high 87.1 percent from the free throw line... Missed a total of 12 games... Sideline six games (March 23-April 1) due to a sprained right knee and was a DNP (Coach's Decision) six times... Scored in double figures 17 times... Recorded double-digit assists once... Led the Heat in assists five times... His 13 assists on April 13 at Toronto equaled his career high... Scored a season-high 16 points on Feb. 8 vs. Indiana... **2011 Playoffs:** Appeared in all 21 games (one start) for the Eastern Conference Champion Heat and averaged 7.8 points, 1.9 rebounds, 2.1 assists and 1.29 steals in 24.3 minutes while shooting 43.5 percent from the field and 71.9 percent from the free throw line... Led Miami in three-point field goals made... Scored in double figures six times, including one 20-point outing... Appeared as a reserve in five games during the opening round series against the Philadelphia 76ers and averaged 7.4 points, 1.8 rebounds, 2.2 assists and 1.40 steals in 24.5 minutes while shooting 37.1 percent from the field and 50.0 percent from the free throw line... Came off the bench in five games during the Eastern Conference Semifinals against the Boston Celtics and averaged 5.4 points, 2.4 rebounds, 2.0 assists and 1.20 steals in 25.0 minutes while shooting 42.3 percent from the field and 100 percent from the free throw line... Appeared in five games from the second unit in the Eastern Conference Finals against the Chicago Bulls and averaged 5.6 points in 17.9 minutes while shooting 62.5 percent from the field and 66.7 percent from the free throw line... Appeared in six games (one start) in the NBA Finals against the Dallas Mavericks and averaged 11.8 points, 2.7 rebounds, 3.5 assists and 1.67 steals in 28.9 minutes while shooting 42.6 percent from the field and 73.9 percent from the free throw line.

**2009-10 (Miami):** Appeared in 73 games (22 starts) and averaged 7.1 points, 1.8 rebounds, 3.4 assists and 1.25 steals in 24.8 minutes while shooting 40.1 percent from the field, 31.8 percent from three-point range and 74.5 percent from the free throw line... Missed nine games (Jan. 30-Feb. 17) with a sprained left thumb sustained on Jan. 29 at Detroit... His first game missed with the injury snapped his consecutive games played streak at 128 to start his career, which remains a career-high streak... That was at the time the sixth-longest such streak in franchise history... Scored in double figures 19 times, including two games with at least 20 points and one game with at least 30 points... Led the Heat in scoring twice and in assists on 14 occasions... Scored a season-high 30 points on Nov. 20 at Toronto... **2010 Playoffs:** Came off the bench in all five games of Miami's opening round series with the Boston Celtics and averaged 10.8 points, 1.8 rebounds and 2.6 assists in 26.2 minutes while shooting 45.0 percent from the field and 84.6 percent from the free throw line... Scored in double figures three times, including one 20-point effort.

**2008-09 (Miami):** Started all 82 games for the Heat as a rookie and averaged 10.0 points, 2.8 rebounds, 4.9 assists and a career-high 1.95 steals in 32.0 minutes while shooting 42.0 percent from the field, 36.7 percent from three-point range and 76.7 percent from the free throw line... Selected to the NBA All-Rookie Second Team... Became the first rookie (and fifth player) in franchise history to start and play in all 82 games... Ranked fourth in the NBA in steals per game... Finished among rookie leaders in steals per game (1st), assists per game (3rd), minutes per game (5th), three-point field goal percentage (9th) and free throw percentage (9th)... Set franchise rookie records for starts, three-point field goals made and attempted and steals and tied the record for games played... Scored in double figures 40 times, including five games with at least 20 points... Handed out double-digit assists twice and posted one double-double... Led the team in scoring three times and in assists 24 times... Made his NBA debut with 17 points, seven rebounds and eight assists on Oct. 29 at New York... Posted a career-high nine steals on Nov. 5 vs. Philadelphia, setting the franchise record for steals in a game... Hit a season-high six three-pointers on Dec. 30 vs.

Cleveland to tie the franchise single-game rookie record... Recorded his first career double-double with 16 points and a career-high 13 assists on Feb. 8 vs. Charlotte... **2009 Playoffs:** Started all seven games during Miami's opening round series against the Atlanta Hawks and averaged 7.3 points, 2.7 rebounds, 4.4 assists and a team-high 2.86 steals in 33.0 minutes while shooting 40.0 percent from the field and 71.4 percent from the free throw line... Tied the Heat franchise record for steals in a seven-game series (20)... Scored in double figures once... Tied the Heat postseason single-game record with five steals in Game 6 on May 1 vs. Atlanta... Made his NBA postseason debut in Game 1 on April 19 vs. Atlanta.

## NBA TRANSACTIONS

Drafted by the Minnesota Timberwolves in the second round (34th overall) of the 2008 NBA Draft on June 26, 2008... Draft rights traded by the Minnesota Timberwolves to the Miami Heat for two 2009 second round draft picks and cash considerations on June 26, 2008... Signed a multi-year contract with the Miami Heat on July 9, 2008... Re-signed by the Heat to a multi-year contract on July 14, 2014... Traded by the Miami Heat with **James Ennis III** to the Memphis Grizzlies for **Beno Udrih** and **Jarnell Stokes** on Nov. 10, 2015... Waived by the Memphis Grizzlies on March 10, 2016... Signed with the Memphis Grizzlies as a free agent on July 19, 2017.

## COLLEGE CAREER

Played three seasons (2005-08) at the University of Kansas, appearing in 110 games (96 games) for the Jayhawks, and averaged 12.2 points, 3.8 assists, 2.8 rebounds and 2.57 steals in 28.5 minutes while shooting 48.6 percent from the field, 41.9 percent from three-point range and 76.7 percent from the free throw line... Finished his career ranked among the Jayhawks' all-time leaders in steals (2nd), three-point field goals made (6th), assists (12th) and scoring (24th)... Named the Most Outstanding Player of the 2008 NCAA Final Four... Hit one of the biggest shots in NCAA Tournament history as his three-point field goal with 2.1 seconds left in the 2008 NCAA Tournament Championship game tied the score, forcing overtime, and helped propel Kansas to a win over Memphis... Led the Big 12 in steals all three years of his collegiate career and set the Kansas single-season record as a sophomore in 2006-07 and matched it the following year as a junior... Led KU in assists as both a freshman and junior... Earned Second Team All-Big 12 honors and was named to the Big 12 All-Defensive Team as a junior in 2007-08... Selected to the Big 12 All-Conference Third Team, named the Co-Big 12 Defensive Player of the Year and earned All-Defensive Team honors as a sophomore... Earned All-Defensive Team, All-Rookie Team and Third Team All-Conference honors from the Associated Press as a freshman in 2005-06... Named the Most Outstanding Player of the 2006 Big 12 Championship... Twice won national Freshman of the Week honors and once Big 12 Rookie of the Week honors... Won the team's Clyde Lovellette Most Improved Player Award in 2005-06... Set a Big 12 freshman single-season record for steals.

## PERSONAL

Born May 19, 1986 in Anchorage, Alaska... Full name is Almario Vernard Chalmers... Parents are Ronnie and Almarie Chalmers... His dad was his coach at Bartlett High School in Anchorage where he won two state championships and was the Director of Basketball Operations at Kansas while he played for the Jayhawks and won a national championship... Was named the Alaska 4A Player of the Year three times during his high school career... Has a sister (Roneka Chalmers)... Has a son (Zachiah A'mario Chalmers) and a daughter (Queen Elizabeth Chalmers)... His cousin, Lionel Chalmers, played for the Los Angeles Clippers and his cousin, **Chris Smith**, played for the Minnesota Timberwolves... Chose his late grandmother Ethel Mae Evans as the person that made the biggest difference in his life and chose a framed picture of her as his most prized possession... Majored in African-American studies at Kansas... Has his own charitable foundation (The Mario V. Chalmers Foundation) which was certified in February 2009... The mission of his foundation is to create and support community based programs that encourage the positive development of youth through sports and education and fund initiatives for breast cancer research and treatment... His foundation initially donated \$25,000 to the Lawrence Memorial Hospital Endowment Association to establish the first "Mario's Closet," a specialty shop that opened in July 2011 with a variety of free and low cost accessories for cancer patients and has contributed another \$50,000 over the years to help fund the shop... His foundation hosts the annual Mario V. Chalmers Basketball Camp for boys and girls grades 6-12 in Lawrence, KS each year and for several years also hosted the National Championship Classic Golf Event to raise money for his foundation... Had his number (15) retired by Kansas on Feb. 16, 2013... His favorite sport other than basketball is football... Wears size 13 sneakers.

INTRO

PLAYERS

EXECUTIVES

BASKETBALL OPERATIONS

BUSINESS OPERATIONS

MEDIA

COMMUNITY

HISTORY

PLAYOFFS

REVIEW

OPINIONS

NBA

FEDERFORUM

AT A GLANCE

15





# MARIO CHALMERS

## NBA Regular Season Statistics

Season	TM	G	GS	MP	Field Goals			3-Point			Free Throws			Rebounds				STL	BLK	TOV	PF	PTS	RPG	APG	PPG
					FG	FGA	FG%	3P	3PA	3P%	FT	FTA	FT%	ORB	DRB	TRB	AST								
2008-09	MIA	82	82	2626	278	662	.420	114	311	.367	148	193	.767	37	191	228	403	160	8	165	240	818	2.8	4.9	10.0
2009-10	MIA	73	22	1807	182	454	.401	75	236	.318	82	110	.745	25	110	135	246	91	12	123	175	521	1.8	3.4	7.1
2010-11	MIA	70	28	1579	155	388	.399	83	231	.359	54	62	.871	12	134	146	177	76	7	91	158	447	2.1	2.5	6.4
2011-12	MIA	64	64	1825	223	498	.448	101	260	.388	80	101	.792	16	155	171	222	97	11	142	166	627	2.7	3.5	9.8
2012-13	MIA	77	77	2068	227	529	.429	123	301	.409	89	112	.795	19	152	171	273	118	12	119	196	666	2.2	3.5	8.6
2013-14	MIA	73	73	2178	254	560	.454	87	226	.385	121	163	.742	41	173	214	357	119	16	162	210	716	2.9	4.9	9.8
2014-15	MIA	80	37	2368	267	663	.403	73	248	.294	206	266	.774	24	182	206	307	122	10	173	251	813	2.6	3.8	10.2
2015-16	TOT	61	7	1373	182	444	.410	46	149	.309	218	262	.832	24	133	157	230	88	13	110	181	628	2.6	3.8	10.3
2015-16	MIA	6	0	120	10	32	.313	1	11	.091	12	13	.923	1	13	14	19	8	1	9	16	33	2.3	3.2	5.5
2015-16	MEM	55	7	1253	172	412	.417	45	138	.326	206	249	.827	23	120	143	211	80	12	101	165	595	2.6	3.8	10.8
2016-17	Did Not Play (injury-Achilles)																								
<b>CAREER</b>		<b>580</b>	<b>390</b>	<b>15824</b>	<b>1768</b>	<b>4198</b>	<b>.421</b>	<b>702</b>	<b>1962</b>	<b>.358</b>	<b>998</b>	<b>1269</b>	<b>.786</b>	<b>198</b>	<b>1230</b>	<b>1428</b>	<b>2215</b>	<b>871</b>	<b>89</b>	<b>1085</b>	<b>1577</b>	<b>5236</b>	<b>2.5</b>	<b>3.8</b>	<b>9.0</b>
8 SEASONS	MIA	525	383	14571	1596	3786	.422	657	1824	.360	792	1020	.776	175	1110	1285	2004	791	77	984	1412	4641	2.4	3.8	8.8
1 SEASON	MEM	55	7	1253	172	412	.417	45	138	.326	206	249	.827	23	120	143	211	80	12	101	165	595	2.6	3.8	10.8

## NBA Playoff Statistics

Season	TM	G	GS	MP	Field Goals			3-Point			Free Throws			Rebounds				STL	BLK	TOV	PF	PTS	RPG	APG	PPG
					FG	FGA	FG%	3P	3PA	3P%	FT	FTA	FT%	ORB	DRB	TRB	AST								
2008-09	MIA	7	7	231	20	50	.400	6	21	.286	5	7	.714	6	13	19	31	20	1	17	21	51	2.7	4.4	7.3
2009-10	MIA	5	0	131	18	40	.450	7	20	.350	11	13	.846	1	8	9	13	3	0	12	18	54	1.8	2.6	10.8
2010-11	MIA	21	1	511	54	124	.435	32	84	.381	23	32	.719	4	36	40	44	27	1	28	48	163	1.9	2.1	7.8
2011-12	MIA	23	23	819	92	208	.442	33	92	.359	43	60	.717	12	72	84	90	28	6	42	69	260	3.7	3.9	11.3
2012-13	MIA	23	23	850	76	183	.415	24	68	.353	40	53	.755	10	43	53	71	21	1	38	70	216	2.3	3.1	9.4
2013-14	MIA	20	19	535	47	111	.423	15	43	.349	19	25	.760	2	44	46	72	19	6	30	48	128	2.3	3.6	6.4
<b>CAREER</b>		<b>99</b>	<b>73</b>	<b>2877</b>	<b>307</b>	<b>716</b>	<b>.429</b>	<b>117</b>	<b>328</b>	<b>.357</b>	<b>141</b>	<b>190</b>	<b>.742</b>	<b>35</b>	<b>216</b>	<b>251</b>	<b>321</b>	<b>118</b>	<b>15</b>	<b>167</b>	<b>274</b>	<b>872</b>	<b>2.5</b>	<b>3.2</b>	<b>8.8</b>

## SINGLE GAME HIGHS

<b>PTS</b> 34 1/12/13, MIA at SAC	<b>3FGA</b> 13 1/12/13, MIA at SAC	<b>AST</b> 13 4/13/11, MIA at TOR (2x)
<b>FGM</b> 12 1/12/13, MIA at SAC	<b>FTM</b> 13 11/16/15, MIA vs OKC	<b>STL</b> 9 11/5/08, MIA vs PHI
<b>FGA</b> 21 1/5/12, MIA at ATL	<b>FTA</b> 15 11/16/15, MIA vs OKC	<b>BLK</b> 2 3/4/16, MEM vs UTA (4x)
<b>3FGM</b> 10 1/12/13, MIA at SAC	<b>REB</b> 9 3/29/15, MIA vs DET	<b>MIN</b> 53 3/14/09, MIA vs UTA



PLAYERS

PLAYERS





## 11 MIKE CONLEY

POSITION  
GUARDHEIGHT  
6'1"WEIGHT  
175NBA SEASONS  
10PRIOR TO NBA  
OHIO STATE

## NBA CAREER

**NBA Regular Season:** Has appeared in 706 games (676 starts) during his 10-year NBA career and has averaged 14.2 points, 2.9 rebounds, 5.7 assists and 1.49 steals in 32.6 minutes while shooting 44.3 percent from the field, 37.9 percent from three-point range and 81.5 percent from the free throw line for the Memphis Grizzlies... Has officially missed 91 games due to injury or illness and seven games as a DNP (Coach's Decision)... One of six active players to play their entire NBA careers of 10 years or more with a single NBA franchise (**Dirk Nowitzki**, **Tony Parker**, **Manu Ginobili**, **Nick Collison**, **Udonis Haslem**)... Since joining the NBA in 2007-08, is one of four players to accrue at least 10,000 points, 4,000 assists and 1,000 steals (**LeBron James**, **Chris Paul**, **Russell Westbrook**)... The Grizzlies' all-time franchise leader in games played (706), minutes played (22,985), points (10,050), field goals attempted (8,196), three-point field goals made (907) and attempted (2,391), assists (4,011), steals (1,055), double-digit scoring efforts (534) and offensive win shares (39.5)... Ranks second in Grizzlies history in field goals made (3,628), fourth in free throws made (1,887) and attempted (2,316) and ninth in total rebounds (2,061)... Owns the Grizzlies' single-season record for steals (174 in 2012-13) and steals per game (2.19 in 2011-12)... One of seven players to currently lead an NBA franchise in points, assists and steals (**Kevin Garnett**, Minnesota; **LeBron James**, Cleveland; **Michael Jordan**, Chicago; **Reggie Miller**, Indiana; **Gary Payton**, Seattle/Oklahoma City; **Isiah Thomas**, Detroit; **Dwyane Wade**, Miami)... One of only three players to currently lead an NBA franchise in those three categories and three-pointers made (**LeBron James**, Cleveland; **Reggie Miller**, Indiana)... Has led the Grizzlies in total assists in all of the last nine seasons dating back to 2008-09... Has scored in double figures 534 times, including 154 games with at least 20 points and 15 games with at least 30 points (10-5 record)... His longest streak of consecutive games scoring in double figures is 48 (Dec. 23, 2016-April 12, 2017), which is an active streak as of the start of the 2017-18 season... Has grabbed double-digit rebounds four times... Has recorded double-digit assists 58 times... Has amassed 53 double-doubles... His longest streak of consecutive double-doubles is two (accomplished seven times, last from Jan. 4-6, 2017)... His longest streak of consecutive games with at least one three-pointer made is 17 (Dec. 31, 2016-Feb. 3, 2017)... Has recorded 251 games with multiple three-pointers made... His longest streak of consecutive games with a steal is 64 (Nov. 16, 2012-March 30, 2013)... Has recorded 306 games with multiple steals... His longest streak of consecutive games played is 133 (Feb. 8, 2008-Nov. 29, 2009)... His longest streak of consecutive starts is 352 (Jan. 4, 2012-Nov. 23, 2016).

**NBA Playoffs:** Has started in all 50 postseason games in which he has appeared and has averaged 15.5 points, 3.7 assists, 6.7 assists and 1.42 steals in 37.4 minutes while shooting 41.4 percent from the field, 31.7 percent from three-point range and 79.2 percent from the free throw line... Has missed seven games due to injury or illness... Ranks among the Grizzlies' all-time postseason leaders in assists (1st), assists per game (1st), three-point field goals made (1st) and attempted (1st), steals (2nd), points (3rd), field goals made (3rd) and attempted (3rd), free throws made (3rd) and attempted (3rd), games played (3rd), starts (3rd), minutes (3rd), double-digit scoring efforts (3rd), 20-point scoring efforts (3rd), double-doubles (3rd), total rebounds (4th) and points per game (5th)... Has scored in double figures 48 times, including 17 games with at least 20 points and one 30-point performance... Owns the Grizzlies' single-series and single-postseason record for scoring average (24.7 points in 2017)... Holds the club record for points in a single postseason game (35 on April 22, 2017 vs. San Antonio)... Has grabbed double-digit rebounds once... Has recorded double-digit assists eight times... Has posted eight double-doubles.

**Honors:** **2012-13:** Named to the 2012-13 NBA All-Defensive Second Team after leading the league in steals (174)... **2007-08:** Selected to the 2008 T-Mobile Rookie Challenge as part of NBA All-Star Weekend in New Orleans.

**2016-17 (Memphis):** Appeared in 69 games (68 starts) and averaged 20.5 points, 3.5 rebounds, 6.3 assists and 1.33 steals in 33.2 minutes while shooting 45.9 percent from the field, 40.7 percent from three-point range and 85.9 percent from the free throw line... Missed 13 total games, including one game (Nov. 1) as a DNP (Coach's Decision) for scheduled maintenance... Missed 12 games due to injury, including nine games (Nov. 30-Dec. 14) with transverse process fractures in his lower back

following a collision on Nov. 28 vs. Charlotte, two games (Dec. 27-29) with a left big toe injury and one game (April 5) with a laceration above his right eye sustained in a fourth-quarter collision on April 4 at San Antonio... Set single-season career highs for points, scoring average, rebounds per game, field goal percentage, three-point field goal percentage, true shooting percentage (.604), usage rate (26.4) and PER (23.2)... Led the team in scoring for the first time in his career and became the first guard to lead the Grizzlies in scoring average since **Greg Anthony** (14.0 points in 1995-96) in the Vancouver Grizzlies' inaugural NBA season... Led the team in total assists for the ninth straight season... One of three players to average at least 20 points and six assists per game while shooting at least 40 percent from three-point range (**Stephen Curry**, **Kyle Lowry**)... The only player to post multiple 20-point, 10-assist, zero-turnover games... Scored in double figures 66 times, including 36 games with at least 20 points and 10 games with at least 30 points (all single-season career highs) after entering the season with only five career 30-point performances... Recorded eight games with double-digit assists... Posted eight double-doubles... Led the Grizzlies in scoring 37 times, in rebounding four times and in assists 44 times... Made a career-high seven three-pointers in a game five different times... Recorded 30 points (9-20 FG, 7-11 3P, 5-7 FT) and 10 assists with zero turnovers on Nov. 4 vs. LA Clippers, becoming the first Grizzlies player in the Memphis era to post at least 30 points and 10 assists in a game without committing a turnover... Posted 30 points (9-12 FG, 7-9 3P, 5-6 FT) on Nov. 16 at LA Clippers... Recorded 25 points, a season-high tying nine rebounds and nine assists in a double-overtime win on Nov. 23 at Philadelphia... Passed **Pau Gasol** (8,966 points) to become the Grizzlies' all-time scoring leader on Dec. 16 vs. Sacramento... Scored a career-high 38 points (12-18 FG, 7-10 3P, 7-8 FT) on Jan. 30 at Phoenix... Passed **Mike Miller** (844) to become the Grizzlies franchise leader for three-pointers made on Feb. 15 vs. New Orleans... Averaged 22.8 points in 34.2 minutes in 23 games played following the All-Star break... Led or shared the team lead in scoring in 23 of his final 27 games played... Averaged 23.7 points in the month of March, the highest-scoring calendar month of his career... Scored 27 points and tied a season high with nine rebounds on March 15 at Chicago... Scored 36 points (13-21 FG, 7-12 3P, 3-3 FT) on March 29 vs. Indiana... Scored 31 points (12-17 FG, 7-11 3P) on April 7 vs. New York... **2017 Playoffs:** Started all six games during the Grizzlies' first round series against the San Antonio Spurs and averaged 24.7 points, 3.3 rebounds, 7.0 assists and 1.67 steals in 37.3 minutes while shooting 48.5 percent from the field, 44.7 percent from three-point range and 83.8 percent from the free throw line... Set single-postseason career highs for scoring average, field goal percentage, three-point percentage and free throw percentage... Scored in double figures in all six games, including five games with at least 20 points and one 30-point performance... Set a franchise postseason single-game record with 35 points (13-23 FG, 4-8 3P, 5-7 FT) to go with nine rebounds and eight assists in Memphis' Game 4 overtime victory on April 22... Scored at least 20 points in five straight playoff games from April 17-27, the longest streak in franchise postseason history... Led the team in scoring five times, in rebounding once and in assists four times.

**2015-16 (Memphis):** Started all 56 games in which he appeared and averaged 15.3 points, 2.9 rebounds, 6.1 assists and 1.20 steals in 31.4 minutes while shooting 42.2 percent from the field, 36.3 percent from three-point range and 83.4 percent from the free throw line... Missed 26 total games due to injury, including six games (Jan. 6-16) with a sore left Achilles and the final 20 games of the regular season (March 7-April 13) with left Achilles tendinitis... Led the team in assists for the eighth straight season and free throw percentage... Ranked second on the team in scoring average and third in steals per game... Led all qualifying NBA players in assist-to-turnover ratio (4.07)... Scored in double figures 43 times, including 18 games with at least 20 points... Recorded double-digit assists four times... Posted four double-doubles... Led the Grizzlies in scoring a team-high 19 times, in rebounding once and in assists a team-high 37 times... Scored 22 points on Oct. 31 vs. Brooklyn, passing **Shaheed Abdul-Rahim** (7,801 points) for third place on the franchise's all-time scoring list... Recorded 18 points and a season-high 11 assists on Dec. 14 vs. Washington... Scored a season-high 27 points on Feb. 8 vs. Portland... Scored 19 points on Feb. 27 at Phoenix, passing **Rudy Gay** (8,562 points) for second place on the club's all-time scoring list... Averaged 18.6 points in 31.0 minutes over his final 11 appearances before injury forced him to the sidelines for the remainder of the season (the Grizzlies went 5-15 in their final 20 games without Conley)... **2016 Playoffs:** Missed all four games during the Grizzlies' first round series with the San Antonio Spurs with left Achilles tendinitis.

**2014-15 (Memphis):** Started all 70 of his appearances and averaged 15.8 points, 3.0 rebounds, 5.4 assists and 1.27 steals in 31.8 minutes while shooting 44.6 percent from the field, 38.6 percent from three-point range and 85.9 percent from the free throw line... Missed 12 games due to injury, including two games (Jan. 16-17) with a right ankle sprain, two games (Jan. 27-29) with a left wrist sprain, four games (March 12-17) with a right ankle sprain and four games (April 10-15) with a right foot sprain... Led the team in assists for the seventh straight season... Ranked 20th in the NBA in assists per game, 38th in steals per game, 25th in three-point field goal percentage and 21st in free throw percentage... Scored in double figures 57 times, including 19 games with at least 20 points and two games with at least 30 points... Grabbed double-digit rebounds twice, tying a career high with 10 rebounds on Nov. 19 at Toronto and Nov. 28 at Portland... Recorded double-digit assists four times... Posted six double-doubles... Led the team in scoring 23 times, in rebounding once and in assists 46 times... Registered 24 points and a season-high 11 assists on Nov. 5 vs. Phoenix... Had 22 points and a season-high 11 assists on Nov. 13 vs. Sacramento... Passed **Rudy Gay** (17,338 minutes) as the all-time franchise leader for minutes played on Dec. 7 vs. Miami... Totaled 36 points and nine assists in leading Memphis to an overtime victory on Dec. 13 at Philadelphia, scoring 16 points with a buzzer-beating three-pointer in the fourth quarter to bring the Grizzlies back from an 18-point deficit in the final 7:35 of regulation (and nine down in the final 1:15) to force the extra period... Recorded 14 points and 10 assists on Dec. 17 at San Antonio, helping Memphis eventually win in triple-overtime for the team's first round win over the Spurs since Game 1 of the 2011 Playoffs... Stole the ball from **Chris Paul** with 1.9 seconds remaining and made two free throws to seal a win on Feb. 23 at LA Clippers... **2015 Playoffs:** Started all



eight of his postseason appearances and averaged 14.4 points, 1.1 rebounds, 5.0 assists and 1.38 steals in 30.4 minutes while shooting 42.7 percent from the field, 30.3 percent from three-point range and 82.1 percent from the free throw line... Scored in double figures in all eight games, including one 20-point performance... Competed in three games in the Grizzlies' five-game first round series against the Portland Trail Blazers and averaged 16.0 points, 1.7 rebounds, 3.7 assists and 1.00 steals in 26.4 minutes while shooting 50.0 percent from the field and 90.0 percent from the free throw line before suffering multiple facial fractures in a collision with **C.J. McCollum** during Game 3 of the first round on April 25 at Portland... Missed three games (April 27-May 3) with those injuries... Wearing a protective mask, returned to the court in Game 2 of the Western Conference Semifinals on May 5 at Golden State and led all scorers with 22 points in 27 minutes, sinking a decisive three-pointer with 2:13 remaining in the game to hand the Warriors just their third home loss of the season (42-3 record)... Appeared in the final five contests of the six-game series against Golden State and averaged 13.4 points, 5.8 assists and 1.60 steals in 32.8 minutes while shooting 38.3 percent from the field and 77.8 percent from the free throw line.

**2013-14 (Memphis):** Started all 73 of his games played and averaged 17.2 points, 2.9 rebounds, 6.0 assists and 1.51 steals in 34.2 minutes while shooting 45.0 percent from the field, 36.1 percent from three-point range and 81.5 percent from the free throw line... Missed nine games due to injury, including two games (Dec. 17-18) with a left thigh contusion and seven games (Feb. 1-12) with a right ankle sprain... Scored in double figures 65 times, including 26 games with at least 20 points and two games with at least 30 points... Recorded double-digit assists five times... Posted five double-doubles... Led the team in scoring 24 times and in assists 48 times... Led the team in assists for the sixth straight season and paced the team in steals... Tallied a season-high 14 assists on Dec. 3 vs. Phoenix... Posted back-to-back 30-point games with 30 points on Jan. 7 vs. San Antonio and a season-high 31 points on Jan. 10 vs. Phoenix... Surpassed **Rudy Gay** (480) as the all-time franchise leader for games played on Jan. 29 at Sacramento... Made numerous clutch plays throughout the season, including a tiebreaking three-pointer with 1:36 remaining in a win on Nov. 20 at Golden State and a go-ahead triple with 1:08 left on April 14 at Phoenix... Made a game-winning running floater with 1.5 seconds left on March 12 at New Orleans... Sank two go-ahead free throws with 1.1 seconds remaining in an overtime victory in the regular season finale on April 16 vs. Dallas... **2014 Playoffs:** Started all seven games during the Grizzlies' first round series with the Oklahoma City Thunder and averaged 15.9 points, 4.6 rebounds, 7.9 assists and 2.00 steals while shooting 43.1 percent from the field, 11.1 percent from three-point range and 76.9 percent from the free throw line... Scored in double figures six times, including a pair of 20-point efforts... Recorded double-digit assists twice and posted two double-doubles.

**2012-13 (Memphis):** Started all 80 of his appearances and averaged 14.6 points, 2.8 rebounds, 6.1 assists and 2.18 steals in 34.5 minutes while shooting 44.0 percent from the field, 36.2 percent from three-point range and 83.0 percent from the free throw line... Named to the 2012-13 NBA All-Defensive Second Team, his first career honor, after leading the league in total steals (career-high 174) and ranking third among all players in steals per game... Ranked third in the NBA in steals per game (3.03)... Missed two games due to injury or illness, including one game (Nov. 26) with flu-like symptoms and one game (Jan. 28) with a left ankle sprain sustained in the previous game on Jan. 27 vs. New Orleans... Scored in double figures 64 times, including 17 games with at least 20 points... Recorded double-digit assists nine times and posted seven double-doubles... Led the team in scoring 17 times and in assists 51 times... Surpassed **Jason Williams** as the all-time franchise leader in assists on Dec. 21 vs. Dallas... Posted a career-high three blocks on Jan. 19 at Chicago... Eclipsed **Rudy Gay** as the all-time franchise leader for steals on Feb. 24 at Brooklyn... Recorded a career-high 15 assists on March 12 at Portland... Netted 23 points on April 1 vs. San Antonio, sinking the game-winning layup on **Tony Parker** with 0.6 seconds remaining... **2013 Playoffs:** Started all 15 postseason games for the Grizzlies and averaged 17.0 points, 4.7 rebounds, 7.1 assists and 1.73 steals in 38.3 minutes while shooting 38.4 percent from the field, 28.1 percent from three-point range and 76.3 percent from the free throw line in leading the Grizzlies to their first-ever trip to the Western Conference Finals... Scored in double figures 13 times, including six games with at least 20 points... Grabbed double-digit rebounds once... Recorded double-digit assists three times... Posted three double-doubles... Started all six games during the Grizzlies' first round series with the Los Angeles Clippers and averaged 17.3 points, 3.5 rebounds, 8.3 assists and 1.17 steals in 36.2 minutes while shooting 40.8 percent from the field and 75.5 percent from the free throw line... Started all five games during the Western Conference Semifinals against the Oklahoma City Thunder and averaged 18.0 points, 6.6 rebounds, 6.8 assists and 2.20 steals in 41.3 minutes while shooting 36.5 percent from the field and 87.0 percent from the free throw line... Nearly registered the first postseason triple-double in franchise history with 26 points, a playoff career-high 10 rebounds and nine assists in Game 2 of the Western Conference Semifinals on May 7 at Oklahoma City... Led the team outright in points, rebounds and assists in that game, becoming the first Grizzlies player to do so in a postseason victory... Started all four games during the Western Conference Finals against the San Antonio Spurs and averaged 15.3 points, 4.3 rebounds, 5.8 assists and 2.00 steals in 37.9 minutes while shooting 38.3 percent from the field and 64.7 percent from the free throw line.

**2011-12 (Memphis):** Appeared in 62 games (61 starts) and averaged 12.7 points, 2.5 rebounds, 6.5 assists and 2.19 steals in 35.0 minutes while shooting 43.3 percent from the field, 37.7 percent from three-point range and 86.1 percent from the free throw line... Missed four games due to injury, including two games (Dec. 30-Jan. 1) with a left ankle sprain and two games (March 31-April 2) with a sore right ankle... Set a single-season franchise record and a career high for steals for game, finishing second in the NBA in the category... Led the team in assists for a fifth consecutive season and tied for 11th in the league in assists per game... Scored in double figures 47 times, including eight games with at least 20 points... Recorded double-digit assists 11 times... Posted eight double-doubles... Led the team in scoring twice and in assists 49 times... Scored a season-high 22 points on Jan. 21 vs. Sacramento... **2012 Playoffs:** Started all seven games during the Grizzlies' first round series with the

Los Angeles Clippers and averaged 14.1 points, 3.3 rebounds and 7.1 assists in 39.5 minutes while shooting 42.1 percent from the field, 50.0 percent from three-point range and 75.0 percent from the free throw line... Scored in double figures four times, including one game with at least 20 points.

**2010-11 (Memphis):** Started all 81 of his appearances and averaged 13.7 points, 3.0 rebounds, 6.5 assists and 1.78 steals in 35.5 minutes while shooting 44.4 percent from the field, 36.9 percent from three-point range and 73.3 percent from the free throw line... Sat out the final game of the regular season on April 13 at LA Clippers for rest and was listed as a DNP (Coach's Decision)... Set the single-season franchise record for total steals (144), surpassing **James Posey's** previous mark (137 in 2003-04)... Led the team in assists for the fourth straight season... Scored in double figures 62 times, including 13 games with at least 20 points... Recorded double-digit assists nine times... Posted seven double-doubles... Led the team in scoring 10 times and in assists 67 times... Tied a career high with seven steals on Oct. 30 vs. Minnesota... Scored a season-high 28 points on Nov. 30 vs. LA Lakers... Dished out a season-high 14 assists on Dec. 8 at Phoenix... **2011 Playoffs:** Started all 13 postseason games and averaged 15.2 points, 3.8 rebounds, 6.4 assists and 1.08 steals in 39.0 minutes while shooting 38.8 percent from the field, 29.7 percent from three-point range and 83.0 percent from the free throw line... Led Memphis to its first NBA postseason victories and first NBA postseason series victory in the first round against the San Antonio Spurs and the club's first trip to the Western Conference Semifinals... Scored in double figures 11 times, including a pair of 20-point games... Recorded double-digit assists twice and posted two double-doubles... Started all six games during the first round against San Antonio and averaged 14.3 points, 4.5 rebounds and 6.2 assists in 38.3 minutes while shooting 39.5 percent from the field and 76.9 percent from the free throw line... Totaled 15 points and 10 assists in Game 1 of the first round on April 17 at San Antonio, finding **Shane Battier** for a go-ahead three-pointer with 23.9 seconds remaining to secure the first postseason win in franchise history... Started all seven games during the Western Conference Semifinals against the Oklahoma City Thunder and averaged 15.9 points, 3.3 rebounds, 6.6 assists and 1.29 steals in 39.6 minutes while shooting 38.2 percent from the field and 88.9 percent from the free throw line... Scored 16 points in Game 4 of the Western Conference Semifinals on May 9 vs. Oklahoma City, draining a three-pointer with 3.5 seconds left in regulation to send the game into the first of three overtime periods.

**2009-10 (Memphis):** Started all 80 of his games played and averaged 12.0 points, 2.4 rebounds, 5.3 assists and 1.36 steals in 32.1 minutes while shooting 44.5 percent from the field, 38.7 percent from three-point range and 74.3 percent from the free throw line... Officially missed one game due to injury on Nov. 30 at Utah with a left shoulder strain... Listed as a DNP (Coach's Decision) on Jan. 9 at Charlotte after sustaining a lower back contusion on Jan. 8 vs. Utah... Led the team in assists for the third straight season and paced the club in three-point field goal percentage... Scored in double figures 56 times, including nine games with at least 20 points... Recorded double-digit assists four times... Posted four double-doubles... Led the team in scoring five times and in assists 52 times... Scored 12 points and sank the game-winning layup with 3.0 seconds left in overtime on Dec. 8 vs. Cleveland after using a hesitation drive around **Shaquille O'Neal**... Registered a season-high 11 assists on Feb. 16 vs. Phoenix... Scored a season-high 26 points on March 3 at New Orleans.

**2008-09 (Memphis):** Appeared in all 82 games (61 starts) and averaged 10.9 points, 3.4 rebounds, 4.3 assists and 1.10 steals in 30.6 minutes while shooting 44.2 percent from the field, 40.6 percent from three-point range and 81.7 percent from the free throw line... Led the team in assists for the second straight season and paced the team in three-point field goal percentage... Scored in double figures in 48 games, including seven games with at least 20 points and one game with at least 30 points... Grabbed double-digit rebounds twice... Recorded double-digit assists twice... Posted two double-doubles... Led the team in scoring twice, in rebounds three times and in assists 47 times... Set a career high with 10 rebounds on Dec. 12 vs. Chicago and Feb. 20 vs. Sacramento... Recorded a season-high 10 assists on Feb. 18 at Portland and March 18 vs. Denver... Scored a season-high 31 points on March 7 vs. Philadelphia... Tied a career high with seven steals on April 13 at Phoenix.

**2007-08 (Memphis):** Appeared in 53 games (46 starts) and averaged 9.4 points, 2.6 rebounds and 4.2 assists in 26.1 minutes while shooting 42.8 percent from the field, 33.0 percent from three-point range and 73.2 percent from the free throw line as a rookie... Missed a total of 29 games... Sidelined 25 games due to injury, including 20 games (Nov. 19-Dec. 28) with a posterior labral tear in his right shoulder and five games (Jan. 26-Feb. 5) with a right chest/rib contusion... Listed as a DNP (Coach's Decision) four times... Scored in double figures 26 times, including a pair of 20-point games... Recorded double-digit assists twice... Posted two double-doubles... Led the team in scoring once and in assists 24 times... Scored two points in nine minutes in his NBA debut on Nov. 7 at Seattle... Totaled seven points, six rebounds, eight assists and three steals in 35 minutes in his first career start on Jan. 2 at Indiana... Selected to the 2008 T-Mobile Rookie Challenge as part of NBA All-Star Weekend in New Orleans and recorded a team-high eight assists for the rookie team on Feb. 15... Recorded a season-high 11 assists on Feb. 26 vs. Phoenix... Scored a season-high 25 points on April 12 vs. Minnesota.

## NBA TRANSACTIONS

Drafted by the Memphis Grizzlies in the first round (fourth overall) of the 2007 NBA Draft on June 28, 2007... Signed a multi-year extension with the Memphis Grizzlies on July 30, 2007... Signed a multi-year extension with the Memphis Grizzlies on Nov. 1, 2010... Signed a multi-year contract with the Memphis Grizzlies on July 14, 2016.





# MIKE CONLEY

## COLLEGE CAREER

In his lone season at the Ohio State University (2006-07), guided the Buckeyes to a 35-4 record and the NCAA National Championship Game... Led the team in assists (6.1) and steals (2.2) while placing third in scoring (11.7 points) and shooting .518 from the field in 31.6 minutes in 39 games... Named to the All-Big Ten First Team by the media and All-Big Ten Second Team by the coaches... Earned 2007 Big Ten All-Tournament honors... Averaged 16.0 points, 5.0 rebounds and 4.8 assists in six games during the NCAA Tournament... Totaled 20 points, six assists and four steals in the national championship against Florida on April 2, 2007... Notched a double-double with 17 points and 10 assists on Jan. 17, 2007 vs. Northwestern.

## PERSONAL

Born Oct. 11, 1987 in Fayetteville, Ark. and raised in Indianapolis... Full name is Michael Alex Conley, Jr... Married to wife Mary... Son of Rene and Mike Conley, Sr., who won the gold medal in the triple jump in the 1992 Olympics and took silver in 1984... Has three siblings, Jordan, Sydney and Jon... Father earned nine NCAA individual titles at Arkansas (class of 1985) and was inducted into the USA Track and Field Hall of Fame in 2004... Was a high school and college teammate of the No. 1 overall pick in the 2007 NBA Draft, **Greg Oden**, first at Lawrence North High School in Indianapolis and then one season at Ohio State... Paired with Oden, lost just 11 total games during his high school and college careers... Father coached both Conley and Oden during the summers, starting when the duo was in the sixth grade... Both Conley Sr. and Conley Jr. own high school basketball state championships... Featured on the regional cover of Sports Illustrated during the Grizzlies' 2013 Playoff run, becoming the first Grizzlies player ever to appear on an SI cover... Very active in the Memphis community, is one of two players in history (**Pau Gasol**) to join the Grizzlies Foundation Board of Directors... Has co-hosted Staxtaacular, an annual fundraiser benefiting the Stax Music Academy, every year since 2010... An active participant in the Grizzlies TEAM UP Mentoring Initiative throughout his NBA career... Participated in the 2008 and 2009 "Payback Bowl," hosted by NFL superstar **Peyton Manning**, finishing second in 2008 to NFL Pro Bowl wide receiver **Reggie Wayne**... Gifted \$500,000 to the Ohio State men's and women's basketball programs in September 2013... In recognition of the donation, Ohio State named its weight room at the program's practice facility the "Mike Conley Jr. Strength and Conditioning Room"... Enjoys bowling, golf, video games and movies... An avid bowler, who averages over 200, hosts an annual Bowl-N-Bash to benefit the Special Olympics and Memphis Police Sports Federation.

## NBA Regular Season Statistics

Season	TM	G	GS	MP	Field Goals			3-Point			Free Throws			Rebounds				STL	BLK	TOV	PF	PTS	RPG	APG	PPG
					FG	FGA	FG%	3P	3PA	3P%	FT	FTA	FT%	ORB	DRB	TRB	AST								
2007-08	MEM	53	46	1381	189	442	.428	30	91	.330	90	123	.732	21	118	139	222	44	2	89	85	498	2.6	4.2	9.4
2008-09	MEM	82	61	2508	323	730	.442	88	217	.406	161	197	.817	25	251	276	354	90	8	143	146	895	3.4	4.3	10.9
2009-10	MEM	80	80	2569	369	830	.445	82	212	.387	139	187	.743	30	161	191	425	109	12	170	178	959	2.4	5.3	12.0
2010-11	MEM	81	81	2872	423	953	.444	80	217	.369	181	247	.733	32	215	247	528	144	18	176	182	1107	3.0	6.5	13.7
2011-12	MEM	62	61	2174	296	684	.433	60	159	.377	136	158	.861	22	134	156	404	136	11	125	133	788	2.5	6.5	12.7
2012-13	MEM	80	80	2757	414	940	.440	106	293	.362	234	282	.830	43	182	225	487	174	24	189	171	1168	2.8	6.1	14.6
2013-14	MEM	73	73	2446	463	1030	.450	105	291	.361	225	276	.815	41	172	213	441	110	13	150	141	1256	2.9	6.0	17.2
2014-15	MEM	70	70	2225	393	882	.446	107	277	.386	214	249	.859	29	180	209	375	89	14	156	139	1107	3.0	5.4	15.8
2015-16	MEM	56	56	1761	294	696	.422	78	215	.363	191	229	.834	26	138	164	342	67	16	84	100	857	2.9	6.1	15.3
2016-17	MEM	69	68	2292	464	1010	.459	171	420	.407	316	368	.859	31	211	242	433	92	19	156	126	1415	3.5	6.3	20.5
CAREER		706	676	22985	3628	8197	.443	907	2392	.379	1887	2316	.815	300	1762	2062	4011	1055	137	1438	1401	10050	2.9	5.7	14.2

## NBA Playoff Statistics

Season	TM	G	GS	MP	Field Goals			3-Point			Free Throws			Rebounds				STL	BLK	TOV	PF	PTS	RPG	APG	PPG
					FG	FGA	FG%	3P	3PA	3P%	FT	FTA	FT%	ORB	DRB	TRB	AST								
2010-11	MEM	13	13	507	71	183	.388	11	37	.297	44	53	.830	7	43	50	83	14	3	30	39	197	3.8	6.4	15.2
2011-12	MEM	7	7	277	32	76	.421	11	22	.500	24	32	.750	4	19	23	50	6	0	16	19	99	3.3	7.1	14.1
2012-13	MEM	15	15	575	83	216	.384	18	64	.281	71	93	.763	12	59	71	107	26	5	34	34	255	4.7	7.1	17.0
2013-14	MEM	7	7	267	44	102	.431	3	27	.111	20	26	.769	5	27	32	55	14	1	15	14	111	4.6	7.9	15.9
2014-15	MEM	8	8	243	41	96	.427	10	33	.303	23	28	.821	0	9	9	40	11	0	12	10	115	1.1	5.0	14.4
2015-16	MEM	(Did Not Play (Injury – left Achilles tendinitis))																							
2016-17	MEM	6	6	224	50	103	.485	17	38	.447	31	37	.838	1	19	20	42	10	3	12	11	148	3.3	7.0	24.7
CAREER		56	56	2093	321	776	.414	70	221	.317	213	269	.792	29	176	205	377	81	12	119	127	925	3.7	6.7	16.5

## SINGLE GAME HIGHS

<b>PTS</b> 38	1/30/17, MEM at PHO	<b>3FGA</b> 12	3/29/17, MEM vs IND	<b>AST</b> 15	3/12/13, MEM at POR
<b>FGM</b> 14	3/7/09, MEM vs PHI	<b>FTM</b> 12	3/27/13, MEM at NYK	<b>STL</b> 7	10/30/10, MEM vs MIN (2x)
<b>FGA</b> 25	11/7/15, MEM at UTA	<b>FTA</b> 14	3/6/17, MEM vs BKN (2x)	<b>BLK</b> 3	1/19/13, MEM at CHI
<b>3FGM</b> 7	4/7/17, MEM vs NYK (5x)	<b>REB</b> 10	11/28/14, MEM at POR	<b>MIN</b> 51	3/13/12, MEM vs LAL



PLAYERS

PLAYERS





**POSITION** CENTER    **HEIGHT** 6'11"    **WEIGHT** 237    **NBA SEASONS** 1    **PRIOR TO NBA** MICHIGAN STATE

### NBA CAREER

**NBA Regular Season:** Has appeared in 36 games (zero starts) in his one NBA season and averaged 1.6 points and 1.7 rebounds in 6.6 minutes while shooting 51.1 percent from the field and 55.6 percent from the free throw line for the Memphis Grizzlies... Has missed 14 games due to injury or illness, two games due to personal reasons, 19 games as a DNP (Coach's Decision), nine games while on assignment to the NBA G League and two games as a healthy scratch on the inactive list... Has scored in double figures once.

**NBA Playoffs:** Has appeared in three postseason games (zero starts) and averaged 2.3 points and 1.7 rebounds in 3.7 minutes.

**NBA G League:** Has appeared in 11 games (10 starts) and averaged 10.5 points, 8.6 rebounds and 2.36 blocks in 27.9 minutes while shooting 55.0 percent from the field and 66.7 percent from the free throw line in one season with the Iowa Energy... Has scored in double figures eight times... Has recorded double-digit rebounds five times... Has posted one double-double.

**2016-17 (Memphis):** Came off the bench in all 36 of his appearances and averaged 1.6 points and 1.7 rebounds in 6.6 minutes while shooting 51.1 percent from the field and 55.6 percent from the free throw line in his rookie season with the Grizzlies ... Missed a total of 46 games... Missed 14 games (Dec. 14-Jan. 8) with a torn plantar fascia in his left foot sustained on Dec. 13 at Cleveland... Away from the team for two games (Jan. 27-28) for personal reasons... Listed as a healthy scratch on the inactive list two games (Jan. 30, Feb. 15) and missed nine games while on assignment to the NBA G League... Scored in double figures once, a career-high 17 points on Nov. 1 at Minnesota... Led the team in scoring once and in rebounding once... Posted two rebounds and a block in six minutes in his NBA debut on Oct. 26 vs. Minnesota... **2017 Playoffs:** Came off the bench in three games during the Grizzlies' first round series with the San Antonio Spurs and averaged 2.3 points and 1.7 rebounds in 3.7 minutes... **NBA G League (Iowa):** Appeared in 11 games (10 starts) and averaged 10.5 points, 8.6 rebounds and 2.36 blocks in 27.9 minutes while shooting 55.0 percent from the field and 66.7 percent from the free throw line over four assignments for the Iowa Energy... Scored in double figures eight times... Grabbed double-digit rebounds five times... Posted five double-doubles... Recorded 14 points, nine rebounds and four blocks in his NBA G League debut on Feb. 7 vs. Oklahoma City... Set NBA G League career highs with 16 points and 12 rebounds in 31 minutes on March 12 vs. Santa Cruz.

### NBA TRANSACTIONS

Drafted by Boston Celtics in the second round (31st overall) of the 2016 NBA Draft on June 23, 2016... Draft rights traded by the Boston Celtics with the draft rights to **Rade Zagorac** (35th overall in 2016) to the Memphis Grizzlies for a future first round draft pick on June 23, 2017... Signed a multi-year contract with the Memphis Grizzlies on July 10, 2016.

### COLLEGE CAREER

Played one season at Michigan State University, appearing in 35 games (16 starts) for the Spartans, and averaged 7.5 points, 5.5 rebounds and 1.83 blocks in 18.6 minutes while shooting 59.8 percent from the field and 60.5 percent from the free throw line during the 2015-16 season... Set a Spartans freshman record for total blocks (64), the second-most in a single season in program history... Scored in double figures 12 times... Grabbed double-digit rebounds on four occasions... Posted one double-double... Became one of three freshmen in school history to post a double-double in their collegiate debut when he recorded 13 points and a career-high 11 rebounds to go with five blocks on Nov. 13, 2015 vs. Florida Atlantic... Blocked a career-high six shots on Jan. 28, 2016 vs. Northwestern... Started 16 of the team's final 17 games.

### PERSONAL

Born Dec. 2, 1996 in Muskegon, Mich... Son of Ronda Davis and grandson of Bonnie Davis... A 2015 McDonald's All-American, totaling six points and a team-high nine rebounds for the West... 2015 Hal Schram Michigan Mr. Basketball Award winner... Selected to play in the 2015 Jordan Brand Classic All-America Game... Averaged 18.3 points, 15.2 rebounds and 6.7 blocks while shooting 67 percent from the field as a high school senior, leading Muskegon High School to a 23-2 record and a spot in the Class A state quarterfinals... 2015 Gatorade Michigan Player of the Year... 2015 Associated Press Class A Player of the Year... Finished his prep career ranked second on the state of Michigan's career blocked shots list... Averaged 15.0 points, 13.6 rebounds and 7.1 blocks as a junior, earning Associated Press Class A All-State and Detroit Free Press and Detroit News Dream Team honors... Led Muskegon to a perfect 28-0 record and a Michigan Class A State Championship as a junior, finishing the year ranked No. 20 in the USA Today Top 25... Established a Michigan state high school single-season record with 199 blocks during the 2013-14 season, blocking 16 shots in two separate games.

### NBA Regular Season Statistics

Season	TM	G	GS	MP	Field Goals			3-Point			Free Throws			Rebounds					PTS	RPG	APG	PPG			
					FG	FGA	FG%	3P	3PA	3P%	FT	FTA	FT%	ORB	DRB	TRB	AST	STL					BLK	TOV	PF
2016-17	MEM	36	0	238	24	47	.511	0	0	-	10	18	.556	20	40	60	2	3	17	8	40	58	1.7	0.1	1.6
<b>CAREER</b>		<b>36</b>	<b>0</b>	<b>238</b>	<b>24</b>	<b>47</b>	<b>.511</b>	<b>0</b>	<b>0</b>	<b>-</b>	<b>10</b>	<b>18</b>	<b>.556</b>	<b>20</b>	<b>40</b>	<b>60</b>	<b>2</b>	<b>3</b>	<b>17</b>	<b>8</b>	<b>40</b>	<b>58</b>	<b>1.7</b>	<b>0.1</b>	<b>1.6</b>

### NBA Playoff Statistics

Season	TM	G	GS	MP	Field Goals			3-Point			Free Throws			Rebounds					PTS	RPG	APG	PPG			
					FG	FGA	FG%	3P	3PA	3P%	FT	FTA	FT%	ORB	DRB	TRB	AST	STL					BLK	TOV	PF
2016-17	MEM	3	0	11	3	5	.600	0	0	-	1	2	.500	2	3	5	0	0	0	0	2	7	1.7	0.0	2.3
<b>CAREER</b>		<b>3</b>	<b>0</b>	<b>11</b>	<b>3</b>	<b>5</b>	<b>.600</b>	<b>0</b>	<b>0</b>	<b>-</b>	<b>1</b>	<b>2</b>	<b>.500</b>	<b>2</b>	<b>3</b>	<b>5</b>	<b>0</b>	<b>0</b>	<b>0</b>	<b>0</b>	<b>2</b>	<b>7</b>	<b>1.7</b>	<b>0.0</b>	<b>2.3</b>

### NBA G League Statistics

Season	TM	G	GS	MP	Field Goals			3-Point			Free Throws			Rebounds					PTS	RPG	APG	PPG			
					FG	FGA	FG%	3P	3PA	3P%	FT	FTA	FT%	ORB	DRB	TRB	AST	STL					BLK	TOV	PF
2016-17	IOW	11	10	306	55	100	.550	0	0	-	6	9	.667	33	62	95	5	10	26	9	28	116	8.6	0.5	10.5
<b>CAREER</b>		<b>11</b>	<b>10</b>	<b>306</b>	<b>55</b>	<b>100</b>	<b>.550</b>	<b>0</b>	<b>0</b>	<b>-</b>	<b>6</b>	<b>9</b>	<b>.667</b>	<b>33</b>	<b>62</b>	<b>95</b>	<b>5</b>	<b>10</b>	<b>26</b>	<b>9</b>	<b>28</b>	<b>116</b>	<b>8.6</b>	<b>0.5</b>	<b>10.5</b>


## SINGLE GAME HIGHS

<b>PTS</b>	<b>17</b>	11/1/16, MEM at MIN	<b>FTA</b>	<b>5</b>	11/1/16, MEM at MIN	<b>AST</b>	<b>1</b>	12/3/16, MEM vs LAL (2x)
<b>FGM</b>	<b>7</b>	11/1/16, MEM at MIN	<b>OREB</b>	<b>3</b>	11/25/16, MEM vs MIA	<b>STL</b>	<b>2</b>	4/9/17, MEM vs DET
<b>FGA</b>	<b>8</b>	11/1/16, MEM at MIN	<b>DREB</b>	<b>5</b>	11/1/16, MEM at MIN	<b>BLK</b>	<b>2</b>	11/26/16, MEM at MIA (3x)
<b>FTM</b>	<b>3</b>	11/1/16, MEM at MIN	<b>REB</b>	<b>6</b>	11/1/16, MEM at MIN	<b>MIN</b>	<b>26</b>	11/1/16, MEM at MIN





PLAYERS



# 8 JAMES ENNIS III

**POSITION** FORWARD    **HEIGHT** 6'7"    **WEIGHT** 210    **NBA SEASONS** 3    **PRIOR TO NBA** CAL STATE, LONG BEACH

## NBA CAREER

**NBA Regular Season:** Has appeared in 148 games (36 starts) during his three-year NBA career and has averaged 6.1 points and 3.2 rebounds in 19.5 minutes while shooting 44.2 percent from the field, 37.2 percent from three-point range and 79.8 percent from the free throw line for the Miami Heat, Memphis Grizzlies and New Orleans Pelicans... Has officially missed 16 games due to injury or illness, 43 games as a DNP (Coach's Decision), 19 games while on assignment to the NBA G League and three games as a healthy scratch on the inactive list... Has scored in double figures 32 times, including two games with at least 20 points... Has recorded double-digit rebounds five times... Has posted two double-doubles... His longest career streak of consecutive games in double figures is five (accomplished twice, last from April 9-Oct. 29, 2016).

**NBA Playoffs:** Has appeared in six postseason games (four starts) and has averaged 8.3 points, 4.2 rebounds and 1.2 assists in 26.5 minutes while shooting 42.1 percent from the field, 31.6 percent from three-point range and 85.7 percent from the free throw line... Has scored in double figures three times.

**NBA G League:** Has appeared in 24 games (21 starts) in one season and has averaged 18.8 points, 6.0 rebounds, 2.6 assists and 1.00 steals in 33.3 minutes while shooting 45.4 percent from the field, 32.1 percent from three-point range and 69.7 percent from the free throw line for the Iowa Energy... Has scored in double figures 20 times, including 14 games with at least 20 points and three games with at least 30 points... Has grabbed double-digit rebounds twice... Has posted two double-doubles.

**2016-17 (Memphis):** Appeared in 64 games (28 starts) and averaged 6.7 points, 4.0 rebounds and 1.0 assists in 23.4 minutes while shooting 45.5 percent from the field, 37.2 percent from three-point range and 78.2 percent from the free throw line... Missed a total of 18 games... Sidelined 15 games due to injury, including 14 games (Nov. 23-Dec. 16) with a Grade II right calf strain sustained on Nov. 21 at Charlotte and one game (April 12) with right knee bursitis... Listed as a DNP (Coach's Decision) three times... Scored in double figures 15 times... Grabbed double-digit rebounds four times... Posted one double-double... Led the Grizzlies in rebounding twice and in assists once... Scored a season-high 16 points on Oct. 29 at New York and matched that total on Nov. 2 vs. New Orleans... Tied a career high with 12 rebounds on Oct. 30 vs. Washington... **2017 Playoffs:** Appeared in all six games (four starts) during the Grizzlies' first round series with the San Antonio Spurs and averaged 8.3 points, 4.2 rebounds and 1.2 assists in 26.5 minutes while shooting 42.1 percent from the field, 31.6 percent from three-point range and 85.7 percent from the free throw line... Scored in double figures three times.

**2015-16 (Miami/Memphis/Iowa/New Orleans):** Split the season between the Miami Heat, Memphis Grizzlies and New Orleans Pelicans in the NBA while also playing for the Iowa Energy of the NBA G League... Appeared in 22 NBA games (five starts) and averaged 7.2 points, 1.9 rebounds and 1.0 assists in 15.0 minutes while shooting 47.8 percent from the field, 44.8 percent from three-point range and 73.5 percent from the free throw line... Missed a total of 43 games, including 21 as a DNP (Coach's Decision), 19 while on assignment to the NBA G League and three games as a healthy scratch on the inactive list... Scored in double figures eight times (all with New Orleans), including two games with at least 20 points... Led his team in scoring twice... Made three appearances for Miami, logging seven minutes, before a trade to Memphis... Came off the bench in all 10 games with Memphis and averaged 1.6 points in 4.0 minutes before he was waived on March 2... Continued to play NBA G League ball in Iowa before he was called up by New Orleans on March 30... Competed in the final nine games of the season (five starts) for New Orleans and averaged 15.9 points, 3.9 rebounds and 2.0 assists in 31.3 minutes while shooting 50.0 percent from the field, 48.0 percent from three-point range and 79.2 percent from the free throw line... Scored a career-high 29 points on April 11 vs. Chicago and followed with 28 points, including a career-high six three-pointers, in the season finale on April 13 at Minnesota... **NBA G League (Iowa):** Appeared in 24 games (21 starts) and averaged 18.8 points, 6.0 rebounds, 2.6 assists and 1.00 steals

in 33.3 minutes while shooting 45.4 percent from the field, 32.1 percent from three-point range and 69.7 percent from the free throw line for the Iowa Energy... Completed eight assignments to Iowa while with Memphis... Scored in double figures 20 times, including 14 games with at least 20 points and three games with at least 30 points... Grabbed double-digit rebounds twice and posted two double-doubles... Scored an NBA G League career-high 32 points on Dec. 5 vs. Canton.

**2014-15 (Miami):** Appeared in 62 games (three starts) and averaged 5.0 points and 2.8 rebounds in 17.0 minutes while shooting 40.9 percent from the field, 32.6 percent from three-point range and 84.0 percent from the free throw line as a rookie... Ranked second among rookies in free throw percentage and 18th in rebounds per game... Missed a total of 20 games... Sidelined one game (Feb. 11) with a right knee sprain and illness and listed as a DNP (Coach's Decision) 19 times, including one game (Feb. 9) where he dressed while rehabbing a right knee sprain... Led the Heat in rebounds four times and in assists once... Miami's leading scorer off the bench on 10 occasions... Made his NBA debut on Oct. 29 vs. Washington, recording five points and two rebounds in 15 minutes... Made his first NBA start on Nov. 14 at Atlanta... Scored a season-high 17 points on April 5 at Indiana and matched that total on April 15 at Philadelphia... Also recorded a season-high 12 rebounds and a career-high six assists on April 15 at Philadelphia for his first career double-double.

## NBA TRANSACTIONS

Drafted by the Atlanta Hawks in the second round (50th overall) of the 2013 NBA Draft on June 27, 2013... Draft rights traded by the Atlanta Hawks to the Miami Heat for a future second round draft pick on June 27, 2013... Signed a multi-year contract with the Miami Heat on July 15, 2014... Traded by the Miami Heat with **Mario Chalmers** to the Memphis Grizzlies for **Beno Udrih** and **Jarnell Stokes** on Nov. 10, 2015... Waived by the Memphis Grizzlies on March 2, 2016... Signed a 10-day contract with the New Orleans Pelicans on March 30, 2016... Signed with the New Orleans Pelicans for the remainder of the season on April 9, 2016... Signed a multi-year contract with the Memphis Grizzlies on July 13, 2016.

## INTERNATIONAL CAREER

**2013-14 (Australia/Puerto Rico):** Split his first professional season between the Perth Wildcats of the Australian National Basketball League and Piratas de Quebradillas of the Puerto Rican National Superior Basketball League... Appeared in 33 games (32 starts) with the Perth Wildcats and averaged 21.2 points, 7.2 rebounds, 2.1 assists and 1.42 steals in 31.7 minutes while shooting 46.6 percent from the field and 77.0 percent from the free throw line... Named Australiabasket.com All-Australian NBL Player of the Year, Forward of the Year, Import Player of the Year, First Team and All-Imports Team... Earned the Gordon Ellis Medal, the team's MVP honor... Finished third in the NBL MVP voting... Named Player of the Month for October 2013... Helped lead the Wildcats to the 2014 Australian NBL Championship... Started all 12 games for Piratas de Quebradillas and averaged 16.6 points, 8.3 rebounds, 2.5 assists, 1.75 steals and 1.00 blocks in 33.6 minutes while shooting 47.0 percent from the field and 76.2 percent from the free throw line.

## COLLEGE CAREER

Played two seasons (2011-13) at California State University, Long Beach (then known as Long Beach State University) after spending his freshman year (2009-10) at Oxnard College, a junior college in Oxnard, Calif. and his sophomore year (2010-11) at Ventura College, a junior college in Ventura, Calif... Averaged 13.2 points, 5.4 rebounds, 2.4 assists, 1.67 steals and 1.03 blocks in 31.0 minutes in 67 career games (66 starts) at Long Beach, shooting .493 from the field and .788 from the free throw line... Despite playing just two seasons for the 49ers, finished fifth in program history in free throw percentage, fifth in blocks (69) and ninth in rebounds (582)... **2012-13 (Senior):** Averaged 16.5 points, 6.7 rebounds, 2.1 assists, 1.76 steals and 1.30 blocks in 33.1 minutes in 33 games (32 starts) in his final collegiate season at Long Beach State... Shot .491 from the field and .834 from the free throw line... Named the Big West Conference Player of the Year and an Associated Press Honorable Mention All-American... Earned All-Big West First Team honors... Named a Lou Henson All-American... A finalist for the Lou Henson Award, given annually to the top mid-major player... Helped lead the team to the Big West Conference regular season title... Led the team in scoring average and rebounds per game... Among the Big West leaders in conference play, he ranked first in steals per game (2.27), third in free throw percentage (.851), fourth in blocks per game (1.22), fifth in scoring average (17.3), seventh in field goal percentage (.540), eighth in minutes per game (33.3) and ninth in rebounds per game (6.3)... Scored in double figures in each of his 33 games played with nine 20-point performances... **2011-12 (Junior):** Averaged 10.0 points, 4.1 rebounds, 2.6 assists and 1.59 steals in 29.0 minutes in his first season at Long Beach State... Shot .498 from the field and .711 from the free throw line... Led the team in blocks... **2010-11 (Sophomore):** Averaged 20.3 points, 7.8 rebounds, 5.0 assists, 1.59 steals and 1.04 blocks in 27 games at Ventura College... Shot .585 from the field and .795 from the free throw line... Named All-California Community College Athletic Association First Team... Named to the All-Western State Conference First Team... Named Western State Conference Player of the Week five times... Led team in points (549), assists (134), steals (43), blocks (28) and free throws made (159)... 2009-10 (Freshman): Averaged 19.0 points and 7.7 rebounds at Oxnard College... Named to the All-Western State Conference First Team.

INTRO  
PLAYERS  
EXECUTIVES  
BASKETBALL OPERATIONS  
BUSINESS OPERATIONS  
MEDIA  
COMMUNITY  
HISTORY  
PLAYOFFS  
REVIEW  
OPINIONS  
NBA  
FEDERFORUM  
AT A GLANCE



# JAMES ENNIS III

## PERSONAL

Born July 1, 1990 in Ventura, Calif... Full name is James Alfred Ennis, III... Parents are Denise Taylor and James Ennis... Has two brothers and three sisters... His cousin **Lorenzo Booker** was drafted by the Miami Dolphins in the third round of the 2007 NFL Draft and played running back for the Dolphins, Philadelphia Eagles and Minnesota Vikings during his NFL career... Earned the nickname "Ennis the Menace" in college... Majored in African Studies... Won the Western State Conference and Southern California Regional championships in the high jump, clearing 6'11"... When his playing career is over, would like to coach and start his own travel team... Enjoys spending time with his brothers in his free time... Played soccer as a kid and used to enjoy skateboarding and rollerblading... Wears size 13 sneakers.

## NBA Regular Season Statistics

Season	TM	G	GS	MP	Field Goals			3-Point			Free Throws			Rebounds					PTS	RPG	APG	PPG			
					FG	FGA	FG%	3P	3PA	3P%	FT	FTA	FT%	ORB	DRB	TRB	AST	STL					BLK	TOV	PF
2014-15	MIA	62	3	1051	101	247	.409	31	95	.326	79	94	.840	51	125	176	48	25	17	39	89	312	2.8	0.8	5.0
2015-16	TOT	22	5	329	54	113	.478	26	58	.448	25	34	.735	21	21	42	21	16	5	19	28	159	1.9	1.0	7.2
2015-16	MIA	3	0	7	0	0	-	0	0	-	0	0	-	0	0	0	1	0	0	0	1	0	0.0	0.3	0.0
2015-16	MEM	10	0	40	4	13	.308	2	8	.250	6	10	.600	4	3	7	2	4	2	2	1	16	0.7	0.2	1.6
2015-16	NOP	9	5	282	50	100	.500	24	50	.480	19	24	.792	17	18	35	18	12	3	17	26	143	3.9	2.0	15.9
2016-17	MEM	64	28	1501	146	321	.455	51	137	.372	86	110	.782	69	190	259	64	46	19	59	165	429	4.0	1.0	6.7
<b>CAREER</b>		<b>3148</b>	<b>36</b>	<b>2881</b>	<b>301</b>	<b>681</b>	<b>.442</b>	<b>108</b>	<b>290</b>	<b>.372</b>	<b>190</b>	<b>238</b>	<b>.798</b>	<b>141</b>	<b>336</b>	<b>477</b>	<b>133</b>	<b>87</b>	<b>41</b>	<b>117</b>	<b>282</b>	<b>900</b>	<b>3.2</b>	<b>0.9</b>	<b>6.1</b>
2 Seasons	MEM	74	28	1541	150	334	.449	53	145	.366	92	120	.767	73	193	266	66	50	21	61	166	445	3.6	0.9	6.0
2 Seasons	MIA	65	3	1058	101	247	.409	31	95	.326	79	94	.840	51	125	176	49	25	17	39	90	312	2.7	0.8	4.8
1 Season	NOP	9	5	282	50	100	.500	24	50	.480	19	24	.792	17	18	35	18	12	3	17	26	143	3.9	2.0	15.9

## NBA Playoff Statistics

Season	TM	G	GS	MP	Field Goals			3-Point			Free Throws			Rebounds					PTS	RPG	APG	PPG			
					FG	FGA	FG%	3P	3PA	3P%	FT	FTA	FT%	ORB	DRB	TRB	AST	STL					BLK	TOV	PF
2016-17	MEM	6	4	159	16	38	.421	6	19	.316	12	14	.857	8	17	25	7	5	2	7	20	50	4.2	1.2	8.3
<b>CAREER</b>		<b>6</b>	<b>4</b>	<b>159</b>	<b>16</b>	<b>38</b>	<b>.421</b>	<b>6</b>	<b>19</b>	<b>.316</b>	<b>12</b>	<b>14</b>	<b>.857</b>	<b>8</b>	<b>17</b>	<b>25</b>	<b>7</b>	<b>5</b>	<b>2</b>	<b>7</b>	<b>20</b>	<b>50</b>	<b>4.2</b>	<b>1.2</b>	<b>8.3</b>

## NBA G League Statistics

Season	TM	G	GS	MP	Field Goals			3-Point			Free Throws			Rebounds					PTS	RPG	APG	PPG			
					FG	FGA	FG%	3P	3PA	3P%	FT	FTA	FT%	ORB	DRB	TRB	AST	STL					BLK	TOV	PF
2015-16	IOW	24	21	799	158	348	.454	42	131	.321	92	132	.697	45	100	145	62	24	11	64	66	450	6.0	2.6	18.8
<b>CAREER</b>		<b>24</b>	<b>21</b>	<b>799</b>	<b>158</b>	<b>348</b>	<b>.454</b>	<b>42</b>	<b>131</b>	<b>.321</b>	<b>92</b>	<b>132</b>	<b>.697</b>	<b>45</b>	<b>100</b>	<b>145</b>	<b>62</b>	<b>24</b>	<b>11</b>	<b>64</b>	<b>66</b>	<b>450</b>	<b>6.0</b>	<b>2.6</b>	<b>18.8</b>

## SINGLE GAME HIGHS

**PTS 29** 4/11/16, NOP vs CHI      **3FGA 11** 4/13/16, NOP at MIN      **AST 6** 4/15/15, MIA at PHI  
**FGM 11** 4/13/16, NOP at MIN      **FTM 6** 4/11/16, NOP vs CHI (2x)      **STL 4** 11/8/16, MEM vs DEN (2x)  
**FGA 20** 4/13/16, NOP at MIN (2x)      **FTA 7** 4/11/16, NOP vs CHI      **BLK 2** 3/25/15, MIA at BOS (3x)  
**3FGM 6** 4/13/16, NOP at MIN      **REB 12** 10/30/16, MEM vs WAS (2x)      **MIN 48** 4/15/15, MIA at PHI

## A POSITIVE REFLECTION



**MERCURY**  
printing

AN RRD COMPANY

4650 Shelby Air Drive, Memphis, TN 38118

901-345-8480

mercuryprintingco.com

- SHEETFED
- DIGITAL
- WIDE FORMAT
- FULFILLMENT
- PROMOTIONAL
- COOKBOOKS







PLAYERS



# 12 TYREKE EVANS

**POSITION** GUARD    **HEIGHT** 6'6"    **WEIGHT** 220    **NBA SEASONS** 8    **PRIOR TO NBA** MEMPHIS

## NBA CAREER

**NBA Regular Season:** Has appeared in 473 games (376 starts) during his eight-year NBA career and has averaged 16.1 points, 4.8 rebounds, 5.1 assists and 1.31 steals in 32.2 minutes while shooting 44.4 percent from the field, 29.5 percent from three-point range and 75.7 percent from the free throw line for the Sacramento Kings and New Orleans Pelicans... Has officially missed 141 games due to injury or illness, 23 games as a DNP (Coach's Decision), two games as a healthy scratch on the inactive list and one due to NBA suspension... The 2009-10 NBA Rookie of the Year, who became just the fourth rookie in league history to average at least 20 points, five rebounds and five assists (**LeBron James** in 2003-04, **Michael Jordan** in 1984-85 and **Oscar Robertson** in 1960-61)... Has scored in double figures 376 times, including 163 games with at least 20 points, 14 games with at least 30 points and one game with at least 40 points... His longest streak of consecutive games scoring in double figures is 37 (Nov. 4, 2009-Jan. 29, 2010)... Has grabbed double-digit rebounds 25 times... Has recorded double-digit assists 40 times... Has amassed 37 career double-doubles, including three triple-doubles... His longest streak of consecutive double-doubles is four (March 10-16, 2010).

**NBA Playoffs:** Has appeared in four postseason games (all starts) and has averaged 10.0 points, 5.0 rebounds, 5.0 assists and 1.33 steals in 31.3 minutes while shooting 32.6 percent from the field, 18.2 percent from three-point range and 58.8 percent from the free throw line... Has scored in double figures in two postseason games... Has grabbed double-digit rebounds in one postseason game.

**Honors: 2010-11:** Selected to the 2011 T-Mobile Rising Stars Challenge as part of NBA All-Star Weekend but was unable to participate due to injury... 2009-10: Named the 2009-10 NBA Rookie of the Year after becoming just the fourth rookie in league history to average at least 20 points, five rebounds and five assists (**LeBron James** in 2003-04, **Michael Jordan** in 1984-85 and **Oscar Robertson** in 1960-61)... Selected to the 2009-10 NBA All-Rookie First Team... Earned Western Conference Rookie of the Month honors in October/November 2009 and December 2009... Named MVP of the 2010 T-Mobile Rising Stars Challenge during NBA All-Star Weekend in Dallas after recording 26 points and helping the Rookie Team end a seven-game winning streak in the event by the Sophomore Team.

**2016-17 (New Orleans/Sacramento):** Split the season between the New Orleans Pelicans and Sacramento Kings... Appeared in 40 games (six starts) and averaged 10.3 points, 3.4 rebounds and 3.1 assists in 19.7 minutes while shooting 40.5 percent from the field, 35.6 percent from three-point range and 75.0 percent from the free throw line... Missed a total of 42 games, including an official count of 26 due to injury... Inactive the first 26 games of the season (Oct. 26-Dec. 13) while recovering from right knee surgery performed on Feb. 11, 2016... Inactive twice (Dec. 16, Dec. 20) for rest... Listed as a DNP (Coach's Decision) on 14 occasions, including two games (Feb. 8-10) while healing a left ankle sprain... Scored in double figures 20 times, including a pair of 20-point performances... Led the Pelicans in scoring once and in assists twice... Led the Kings in scoring once and in assists three times... Came off the bench in all 26 of his games with the Pelicans and averaged 9.5 points, 3.3 rebounds and 3.5 assists in 18.2 minutes... Started six of his 14 appearances for the Kings and averaged 11.6 points, 3.6 rebounds and 2.4 assists in 22.5 minutes... Made his season debut on Dec. 15 vs. Indiana, recording seven points, three rebounds and two assists in 11 minutes... Scored a season-high 29 points on Jan. 12 at Brooklyn.

**2015-16 (New Orleans):** Started all 25 of his appearances and averaged 15.2 points, 5.2 rebounds, 6.6 assists and 1.28 steals in 30.6 minutes while shooting 43.3 percent from the field, 38.8 percent from three-point range and 79.6 percent from the free throw line... Missed 57 games due to injury, including the first 17 games of the season (Oct. 27-Nov. 28) while recovering from offseason right knee surgery, one game (Jan. 2) with right knee tendinitis, nine games (Jan. 18, Jan. 28-Feb. 10) with right knee soreness and the final 30 games of the season (Feb. 11-April 13) after undergoing right knee surgery on Feb. 11... Scored in double figures 21 times, including nine games with at least 20 points... Grabbed double-digit rebounds once, a season-high 12 rebounds on Dec. 14 at Portland... Recorded double-digit assists five times, including a season-high 13 assists on Dec. 26 vs. Houston... Posted six double-doubles... Led the Pelicans in scoring six times, in rebounds twice and in assists 17 times... Made

his season debut with 20 points and 10 assists on Dec. 1 vs. Memphis... Scored a season-high 27 points, including a career-high five three-pointers, on Dec. 11 vs. Washington and matched that scoring total on Jan. 8 vs. Indiana.

**2014-15 (New Orleans):** Appeared in 79 games (76 starts) and averaged 16.6 points, 5.3 rebounds, 6.6 assists and 1.27 steals in 34.0 minutes while shooting 44.7 percent from the field, 30.4 percent from three-point range and 69.4 percent from the free throw line... One of five NBA players to average at least 15 points, five rebounds and six assists per game (**Eric Bledsoe**, **James Harden**, **LeBron James**, **Russell Westbrook**)... Officially missed two games due to injury, including one game (Dec. 18) with a right knee contusion and one game (March 22) with a left ankle sprain... Listed as a DNP (Coach's Decision) one game (March 10) while rehabbing a left ankle sprain sustained on March 9 at Milwaukee... Scored in double figures 68 times, including 25 games with at least 20 points and three games with at least 30 points... Grabbed double-digit rebounds five times, including a season-high 12 rebounds on April 3 at Sacramento... Recorded double-digit assists 16 times... Posted 18 double-doubles, including one triple-double (22 points, 10 rebounds, career-high 16 assists) on Feb. 6 at Oklahoma City... Scored 32 points on Dec. 12 vs. Cleveland and a season-high 34 points on Dec. 14 vs. Golden State, the first back-to-back 30-point games of his career... Scored 26 points and made the game-winning layup with one second remaining on Jan. 18 at Toronto... **2015 Playoffs:** Started all four games in the Pelicans' first round series with the Golden State Warriors and averaged 10.0 points, 5.0 rebounds, 5.0 assists and 1.33 steals in 31.3 minutes. Scored in double figures twice, including a playoff career-high 19 points in Game 3 on April 23... Recorded one double-double with 16 points and a playoff career-high 10 rebounds to go with seven assists in Game 2 on April 20.

**2013-14 (New Orleans):** Appeared in 72 games (22 starts) and averaged 14.5 points, 4.7 rebounds, 5.0 assists and 1.17 steals in 28.2 minutes while shooting 43.6 percent from the field, 22.1 percent from three-point range and 77.1 percent from the free throw line... Missed 10 total games... Officially sidelined six games due to injury or illness, including four games (Dec. 15-17, Jan. 13-15) with a left ankle sprain, one game (March 12) due to illness and one game (April 12) with a right knee contusion... Listed as a DNP (Coach's Decision) four games, including three games while recovering from a left ankle sprain (Jan. 11), illness (Jan. 24) and a rib injury (Feb. 5)... Scored in double figures 54 times, including 18 games with at least 20 points, two games with at least 30 points and one 40-point performance... Grabbed double-digit rebounds four times... Recorded double-digit assists eight times... Posted 10 double-doubles, including one triple-double (11 points, career-high 13 rebounds, 10 assists) on Dec. 18 at LA Clippers... Made the game-winning jumper with 1.2 seconds remaining on Dec. 30 vs. Portland... Had 22 points and a season-high 15 assists on March 28 vs. Utah... Scored a career-high 41 points to go with nine rebounds and eight assists on April 14 vs. Oklahoma City.

**2012-13 (Sacramento):** Appeared in 65 games (61 starts) and averaged 15.2 points, 4.4 rebounds, 3.5 assists and 1.38 steals in 31.0 minutes while shooting 47.8 percent from the field, 33.8 percent from three-point range and 77.5 percent from the free throw line... Missed a total of 17 games... Officially sidelined 13 games due to injury, including two games (Nov. 30-Dec. 1) with a bruised left knee, 10 games (Dec. 19-Jan. 5) with a sore left knee and one game (April 17) with a strained left quadriceps... Listed as a DNP (Coach's Decision) four games (Dec. 7-10, Dec. 17) while rehabbing a sore left knee... Scored in double figures 49 times, including 21 games with at least 20 points... Grabbed double-digit rebounds one time... Recorded one double-double... Led the Kings in scoring 14 times, in rebounding five times and in assists 20 times... Tallied a season-best 29 points on Feb. 1 at Philadelphia... Posted a season-high 11 rebounds on Jan. 30 at Boston.

**2011-12 (Sacramento):** Appeared in 63 games (61 starts) and averaged 16.5 points, 4.6 rebounds, 4.5 assists and 1.33 steals in 34.3 minutes while shooting 45.3 percent from the field, 20.2 percent from three-point range and 77.9 percent from the free throw line... Missed three games due to injury, including two games (March 16-18) with a left ankle sprain and one game (March 30) with back spasms... Scored in double figures 49 times, including 23 games with at least 20 points and one 30-point performance... Grabbed double-digit rebounds four times... Recorded double-digit assists twice... Posted five double-doubles... Led the Kings in scoring 16 times, in rebounding three times and in assists 29 times... Registered 23 points, a season-high 11 rebounds and seven assists on Jan. 20 at San Antonio... Totaled a season-high 31 points on Jan. 28 at Utah... Nearly triple-doubled with 22 points, 10 rebounds and nine assists on Jan. 31 at Golden State... Dished out a season-high 10 assists on Jan. 16 at Minnesota and matched that total on Feb. 21 at Miami... Tallied a career-high six steals on March 26 at Houston.

**2010-11 (Sacramento):** Appeared in 57 games (53 starts) and averaged 17.8 points, 4.8 rebounds, 5.6 assists and 1.49 steals in 37.0 minutes while shooting 40.9 percent from the field, 29.1 percent from three-point range and 77.1 percent from the free throw line... Missed a total of 25 games... Suspended by the NBA one game (Oct. 27)... Missed 24 games due to injury, including 20 games (Dec. 14, Feb. 15-March 23) with left foot plantar fasciitis and four games (Jan. 9-12, April 11) with a left ankle sprain... Scored in double figures 48 games, including 24 games with at least 20 points and four games with at least 30 points... Grabbed double-digit rebounds three times... Recorded double-digit assists three times... Posted six double-doubles... Led the Kings in scoring 24 times, in rebounding one time and in assists 31 times... Selected to the 2011 NBA Rising Stars Challenge at NBA All-Star Weekend but was unable to participate due to injury... Ranked tied for 17th in the NBA in minutes per game... Registered a season-high 35 points on Jan. 21 at Golden State... Hauled in a season-high 10 rebounds on Dec. 21 vs. Golden State, Feb. 9 vs. Dallas and March 29 vs. Phoenix... Totaled 27 points and a season-high 12 assists on Jan. 6 vs. Denver.

**2009-10 (Sacramento):** Named the 2009-10 NBA Rookie of the Year... Started in all 72 of his appearances and averaged 20.1 points, 5.3 rebounds, 5.8 assists and 1.51 steals in 37.2 minutes while shooting 45.8 percent from the field, 25.5 percent from three-point range and 74.8 percent from the free throw line... Joined **LeBron James** (2003-04), **Michael Jordan** (1984-85) and **Oscar Robertson** (1960-61) as the only players in NBA history to average at least 20 points, five rebounds and five assists per game in their rookie campaigns... Among just three players during the season (**Kobe Bryant**, **LeBron James**) to average at least 20 points, five rebounds and five assists... The only player in the 2009-10 rookie class to lead his team in points and assists... Finished 16th in the NBA in scoring and steals, 14th in assists and 18th in minutes played... Also finished 27th in free throws

INTRO  
PLAYERS  
EXECUTIVES  
BASKETBALL OPERATIONS  
BUSINESS OPERATIONS  
MEDIA  
COMMUNITY  
HISTORY  
PLAYOFFS  
REVIEW  
OPPONENTS  
NBA  
FEDERFORUM  
A TA GLANCE



PLAYERS

made (348) and 21st in free throws attempted (465), both tops among rookies... Led rookies in scoring and minutes played, fifth in rebounds, second in assists and steals, and fourth in field goal percentage and blocks... Named 2010 T-Mobile Rookie Challenge and Youth Jam MVP at NBA All-Star Weekend in Dallas, recording 26 points (11-15 FG, 4-5 FT), six rebounds, five assists and five steals in helping the Rookies to a 140-128 victory and snapping a seven-game Sophomore Team winning streak on Feb. 12... Named Western Conference Rookie of the Month for games played in October and November 2009 after averaging 18.8 points, 5.0 rebounds, 4.7 assists and 1.33 steals in 36.1 minutes in 15 contests and guiding Sacramento to an 8-7 record... Joined **Brian Grant** (January 1995) and **Lionel Simmons** (December 1990) as the only players in Kings history to be named West Rookie of the Month... Repeated as Rookie of the Month in December 2009, becoming the first player in franchise history to win back-to-back Rookie of the Month honors, posting averages of 22.1 points, 5.3 rebounds, 5.1 assists and 1.62 steals in 36.1 minutes... Missed 10 games due to injury, including one game (Oct. 21) with a sprained right middle finger, three games (Dec. 28-Jan. 1) with a right ankle sprain, one game (Feb. 1) with a bruised hip and five games (March 21-28) with a concussion... Scored in double figures 67 times, including 41 games with at least 20 points and four games with at least 30 points... Grabbed double-digit rebounds seven times... Recorded double-digit assists seven times... Posted 13 double-doubles, including his first career triple-double (19 points, 10 rebounds, 10 assists) on March 10 vs. Toronto... Led the Kings in scoring 37 times, in rebounding 12 times and in assists 41 times... Scored a season-high 34 points on Jan. 18 at Charlotte... **NBA Summer League (Las Vegas):** Appeared in five games (four starts) and averaged 19.2 points, 6.2 rebounds, 4.2 assists and 1.00 steals in 30.1 minutes.

## NBA TRANSACTIONS

Drafted by the Sacramento Kings in the first round (fourth overall) of the 2009 NBA Draft on June 25, 2009... Signed a multi-year contract with the Sacramento Kings on July 8, 2009... As part of a three-team trade on July 10, 2013, traded by the Sacramento Kings to the New Orleans Pelicans; the New Orleans Pelicans traded **Terrel Harris** and **Robin Lopez** to the Portland Trail Blazers and traded **Greivis Vasquez** to the Sacramento Kings; the Portland Trail Blazers traded the draft rights to **Jeff Withey** (39th overall in 2013) to the New Orleans Pelicans and traded cash considerations and two second round draft picks to the Sacramento Kings... Traded by the New Orleans Pelicans with **Buddy Hield**, **Langston Galloway**, a 2017 first round draft pick and a 2017 second round draft pick to the Sacramento Kings for **DeMarcus Cousins** and **Omri Casspi** on Feb. 20, 2017... Signed as a free agent with the Memphis Grizzlies on July 10, 2017.

## COLLEGE CAREER

Played one season at the University of Memphis (2008-09), starting 35 of his 37 appearances and averaging 17.1 points, 5.4 rebounds, 3.9 assists and 2.08 steals in 29.0 minutes while shooting 45.5 percent from the field, 27.4 percent from three-point range and 71.1 percent from the free throw line... Named the 2008-09 Conference USA Freshman of the Year... Earned All C-USA First Team honors and selected as the C-USA Tournament MVP... Finalist for the Wooden and United States Basketball Writers Association National Player of the Year Awards... Honored as the National Freshman of the Year by ESPN.com, USBWA, CollegeHoops.net, The Sporting News, CBSSports.com and FoxSports.com... Named Third Team All-America by Sports Illustrated and CBSSports.com... Earned C-USA Rookie of the Week accolades nine times, a new league record... Led the Tigers in scoring and ranked 15th in the conference in rebounding, eighth in assists and third in steals... Amassed 632 total points, second-most by a freshman in school history behind **Dajuan Wagner's** 762 in 2001-02... Ranks first among freshman in Tigers history with 77 steals and fourth-best with 143 assists behind **Derrick Rose** (189 in 2007-08), **Vincent Askew** (174 in 1984-85) and **Darius Washington** (144 in 2004-05).

## PERSONAL

Born Sept. 19, 1989 in Chester, Pa... Full name is Tyreke Jamir Evans... Nicknames include "Reke Havoc" and "Too Easy"... Favorite food is macaroni and cheese... Spends leisure time sleeping... Cites "Love and Basketball" as his favorite movie... Played high school basketball at American Christian Academy in Aston, Pa. where he was named a 2008 McDonald's All-American... Totaled 21 points, 10 rebounds and four assists in the 2008 McDonald's All-American Game, earning MVP honors... Won MVP at the 2008 Jordan Classic after posting 23 points, seven rebounds, four assists and three steals... Named Parade All-American First Team... Honored in May 2010 by the Sacramento City Council and Mayor Kevin Johnson in recognition of winning NBA Rookie of the Year... Teamed with fellow Kings players to refurbish the North Roseville REC Center last spring, helping paint and plant new landscaping... Together with the Feed the Children Campaign, distributed food and care packages to more than 400 needy families in December 2010... Joined NBA and WNBA stars at the 2009 "Play for Peace" International Youth Basketball Clinic held in Maine (7/27/09), an event designed to teach children from Israel, Palestine, Egypt, Jordan, and the United States more about teamwork, tolerance and conflict resolution.

## NBA Regular Season Statistics

Season	TM	G	GS	MP	Field Goals			3-Point			Free Throws			Rebounds			STL	BLK	TOV	PF	PTS	RPG	APG	PPG	
					FG	FGA	FG%	3P	3PA	3P%	FT	FTA	FT%	ORB	DRB	TRB									
2009-10	SAC	72	72	2677	533	1165	.458	36	141	.255	348	465	.748	66	314	380	414	109	26	216	204	1450	5.3	5.8	20.1
2010-11	SAC	57	53	2107	382	933	.409	43	148	.291	205	266	.771	46	229	275	319	85	30	184	143	1012	4.8	5.6	17.8
2011-12	SAC	63	61	2162	408	900	.453	20	99	.202	201	258	.779	64	225	289	283	84	29	171	136	1037	4.6	4.5	16.5
2012-13	SAC	65	61	2016	366	765	.478	45	133	.338	210	271	.775	56	231	287	229	90	27	128	133	987	4.4	3.5	15.2
2013-14	NOP	72	22	2028	391	897	.436	21	95	.221	239	310	.771	76	265	341	363	84	21	175	155	1042	4.7	5.0	14.5
2014-15	NOP	79	76	2690	521	1165	.447	69	227	.304	202	291	.694	82	334	416	521	100	37	246	198	1313	5.3	6.6	16.6
2015-16	NOP	25	25	765	136	314	.433	33	85	.388	74	93	.796	20	109	129	164	32	8	73	66	379	5.2	6.6	15.2
2016-17	TOT	40	6	788	150	370	.405	42	118	.356	69	92	.750	13	124	137	124	35	9	61	60	411	3.4	3.1	10.3
2016-17	NOP	26	0	474	91	227	.401	21	70	.300	45	58	.776	6	80	86	91	23	4	39	41	248	3.3	3.5	9.5
2016-17	SAC	14	6	314	59	143	.413	21	48	.438	24	34	.706	7	44	51	33	12	5	22	19	163	3.6	2.4	11.6
<b>CAREER</b>		<b>473</b>	<b>376</b>	<b>15233</b>	<b>2887</b>	<b>6509</b>	<b>.444</b>	<b>309</b>	<b>1046</b>	<b>.295</b>	<b>1548</b>	<b>2046</b>	<b>.757</b>	<b>423</b>	<b>1831</b>	<b>2254</b>	<b>2417</b>	<b>619</b>	<b>187</b>	<b>1254</b>	<b>1095</b>	<b>7631</b>	<b>4.8</b>	<b>5.1</b>	<b>16.1</b>
5 Seasons	SAC	271	253	9276	1748	3906	.448	165	569	.290	988	1294	.764	239	1043	1282	1278	380	117	721	635	4649	4.7	4.7	17.2
4 Seasons	NOP	202	123	5957	1139	2603	.438	144	477	.302	560	752	.745	184	788	972	1139	239	70	533	460	2982	4.8	5.6	14.8

## NBA Playoff Statistics

Season	TM	G	GS	MP	Field Goals			3-Point			Free Throws			Rebounds			STL	BLK	TOV	PF	PTS	RPG	APG	PPG	
					FG	FGA	FG%	3P	3PA	3P%	FT	FTA	FT%	ORB	DRB	TRB									
2014-15	NOP	4	4	125	14	43	.326	2	11	.182	10	17	.588	3	17	20	20	5	1	6	10	40	5.0	5.0	10.0
<b>CAREER</b>		<b>4</b>	<b>4</b>	<b>125</b>	<b>14</b>	<b>43</b>	<b>.326</b>	<b>2</b>	<b>11</b>	<b>.182</b>	<b>10</b>	<b>17</b>	<b>.588</b>	<b>3</b>	<b>17</b>	<b>20</b>	<b>20</b>	<b>5</b>	<b>1</b>	<b>6</b>	<b>10</b>	<b>40</b>	<b>5.0</b>	<b>5.0</b>	<b>10.0</b>

INTRO

PLAYERS

EXECUTIVES

BASKETBALL OPERATIONS

BUSINESS OPERATIONS

MEDIA

COMMUNITY

HISTORY

PLAYOFFS

REVIEW

OPPONENTS

NBA

FEBFEORUM

AT A GLANCE

## SINGLE GAME HIGHS

<b>PTS</b> 48	4/14/14, NOP vs OKC	<b>3FGA</b> 8	3/7/15, NOP vs MEM	<b>AST</b> 16	2/6/15, NOP at OKC
<b>FGM</b> 14	12/2/14, NOP vs OKC (3x)	<b>FTM</b> 16	11/7/09, SAC at UTA	<b>STL</b> 6	3/26/12, SAC at HOU
<b>FGA</b> 29	1/21/11, SAC at GSW	<b>FTA</b> 19	11/7/09, SAC at UTA	<b>BLK</b> 3	1/5/15, NOP vs WAS (7x)
<b>3FGM</b> 5	12/11/15, NOP vs WAS	<b>REB</b> 13	12/18/13, NOP at LAC	<b>MIN</b> 48	2/4/12, SAC vs GSW (2x)





PLAYERS



# 33 MARC GASOL

**POSITION** CENTER    **HEIGHT** 7'1"    **WEIGHT** 255    **NBA SEASONS** 9    **PRIOR TO NBA** AKASVAYU GIRONA

## NBA CAREER

**NBA Regular Season:** Has appeared in 643 games (636 starts) during his nine-year NBA career and has averaged 14.9 points, 7.6 rebounds, 3.2 assists and 1.51 blocks in 33.8 minutes while shooting 49.6 percent from the field, 34.7 percent from three-point range and 77.2 percent from the free throw line for the Memphis Grizzlies... Has officially missed 73 games due to injury, three games for rest and three games as a DNP (Coach's Decision), including two games where he dressed despite being injured and one game where he dressed but was held out for rest... Three-time NBA All-Star (one-time starter)... The only player in franchise history to start an All-Star Game and the only player to represent the Grizzlies in three All-Star Games... In 2014-15, along with his older brother **Pau Gasol**, became the first brothers to start the same NBA All-Star Game and the second siblings to play in the same NBA All-Star Game after **Tom and Dick Van Arsdale** (1970 and 1971)... Has earned All-NBA First Team honors once (2014-15) and All-NBA Second Team accolades once (2012-13)... Named the NBA Defensive Player of the Year (2012-13), the first Grizzlies player and first European-born player to receive the honor... Selected to the NBA All-Defensive Second Team (2012-13)... Named to the All-Rookie Second Team (2008-09)... Has been selected the NBA Western Conference Player of the Week twice... Ranks among the Grizzlies' all-time leaders in blocks (1st), triple-doubles (1st), games played (2nd), starts (2nd), minutes played (2nd), two-point field goals made (2nd) and attempted (2nd), free throws made (2nd) and attempted (2nd), assists (2nd), total rebounds (2nd), defensive rebounds (2nd), offensive rebounds (3rd), double-doubles (3rd), field goals made (3rd) and attempted (4th) and steals (4th)... Also ranks among franchise leaders in points per game (7th), rebounds per game (4th) and blocks per game (2nd)... In addition, is the all-time club leader for total win shares, defensive win shares and win shares per 48 minutes... Owns the Grizzlies' single-season record for field goal percentage (.581 in 2009-10)... Set the Grizzlies' franchise records for blocks in a game (eight), blocks in a single half (seven) and blocks in a single quarter (six) on Jan. 4, 2013 vs. Portland... Holds the franchise record for consecutive field goals made (15 from Nov. 14-18, 2009)... Has scored in double figures 517 times, including 138 games with at least 20 points, 15 games with at least 30 points (11-4 record) and one 40-point performance (1-0 record)... His longest streak of consecutive games scoring double figures is 23 (Jan. 13-March 9, 2017)... His longest streak of consecutive games scoring at least 20 points is six (Jan. 15-27, 2017)... His longest streak of consecutive games scoring at least 30 points is a franchise-record three (Jan. 21-27, 2017)... Has grabbed double-digit rebounds 167 times... His longest streak of consecutive games with double-digit rebounds is 10 (Jan. 1-18, 2012)... Has recorded double-digit assists five times (5-0 record)... Has posted 151 double-doubles, including a franchise-record three triple-doubles... His longest streak of consecutive games with a double-double is five (Jan. 10-18, 2012)... His longest streak of consecutive games with a three-point field goal made is seven (Jan. 20-Feb. 1, 2017)... Has recorded 31 multi-trey games, all coming after the start of the 2016-17 season... His longest streak of consecutive games with a steal is 11 (Jan. 18-Feb. 6, 2010)... Has recorded 160 multi-steal games... His longest streak of consecutive games with a block is 22 (March 7, 2011-Jan. 1, 2012)... Has recorded 273 multi-block games... His longest streak of consecutive games played is a 149-game streak to start his career (Oct. 29, 2008-March 13, 2010)... His longest streak of consecutive starts is a franchise-record 614 (Dec. 27, 2008-April 12, 2017), which is an active streak as of the start of the 2017-18 season.

**NBA Playoffs:** Has started all 59 of his playoff appearances and averaged 17.2 points, 8.9 rebounds, 3.5 assists and 1.75 blocks in 39.7 minutes while shooting 45.1 percent from the field, 38.9 percent from three-point range and 80.3 percent from the free throw line... Has missed four postseason games due to injury... Has scored in double figures 55 times, including 21 games with at least 20 points and one 30-point performance... Has grabbed double-digit rebounds on 21 occasions and has posted 21 double-doubles in the postseason... Ranks among the Grizzlies' postseason leaders in blocks (1st), free throws made (1st) and attempted (1st), defensive rebounds (1st), minutes played (1st), double-digit scoring efforts (1st), points (2nd), field goals made (2nd) and attempted (2nd), offensive (2nd) and total (2nd) rebounds, assists (2nd), games played (2nd), starts (2nd), 20-point scoring efforts (2nd), double-doubles (2nd) and steals (3rd).

**NBA All-Star Games:** Has made three All-Star Game appearances and has averaged 6.7 points, 7.7 rebounds, 3.3 assists and 1.00 steals in 20.0 minutes while shooting 55.6 percent from the field... Holds the Grizzlies franchise records for most All-Star Game appearances, most points scored in All-Star Games, most rebounds in All-Star Games and most assists in All-Star Games... Started the 2015 All-Star Game for the Western Conference, becoming the first player in Grizzlies history to start an All-Star Game, and tipped-off the game against older brother **Pau Gasol**, becoming the first pair of brothers to start the same All-Star Game and the second siblings ever to play in the same All-Star Game (**Tom and Dick Van Arsdale** in 1970 and 1971)... The only Grizzlies player to ever record a double-double in an All-Star Game (2015).

**Honors: 2016-17:** Selected as a Western Conference reserve for the NBA All-Star Game in New Orleans... Awarded NBA Western Conference Player of the Week for the week ending Dec. 11... **2014-15:** Earned All-NBA First Team honors, a first in franchise history... Started the All-Star Game in New York City for the Western Conference and tipped-off the game against older brother **Pau Gasol**, becoming the first brothers in NBA history to start the same All-Star Game and the second siblings ever to play in the same All-Star Game (**Tom and Dick Van Arsdale** in 1970 and 1971)... **2012-13:** Named the NBA Defensive Player of the Year, a franchise first, and selected to the NBA All-Defensive Second Team... Earned All-NBA Second Team honors, becoming the first player in club history to do so... **2011-12:** Selected as a Western Conference reserve for the NBA All-Star Game in Orlando... Awarded NBA Western Conference Player of the Week for the week ending Jan. 22... **2009-10:** Played for the Sophomore team during the T-Mobile Rookie Challenge as part of NBA All-Star Weekend in Dallas... **2008-09:** Named to the NBA All-Rookie Second Team... Played for the Rookie team during the T-Mobile Rookie Challenge as part of NBA All-Star Weekend in Phoenix.

**2016-17 (Memphis):** Started all 74 games in which he appeared and averaged 19.5 points, 6.2 rebounds, 4.6 assists and 1.34 blocks in 34.1 minutes while shooting 45.9 percent from the field, 38.8 percent from three-point range and 83.7 percent from the free throw line... Missed a total of eight games... Officially missed three games (March 26-27, April 2) with a left foot strain... DNP (Coach's Decision) three times, including one game (Nov. 1) for rest and two games (March 29-31) while rehabbing his left foot strain... Missed two more games (Dec. 13, Feb. 4) for planned recovery days... Selected as a Western Conference reserve for the NBA All-Star Game and posted 10 points, 10 rebounds and eight assists on Feb. 19 in New Orleans, becoming the first Grizzlies player to record a double-double in an All-Star Game... Set career highs in points per game, assists per game, total points, field goals made and attempted, three-point field goals made and attempted and assists... Shot 104-of-268 from three-point range (.388) after shooting 12-of-66 from the perimeter (.182) in his first eight NBA seasons combined... Led the team in blocks per game for the ninth straight season... Scored in double figures 67 times, including 33 games with at least 20 points, six games with at least 30 points and one 40-point performance... Grabbed double-digit rebounds 11 times... Recorded double-digit assists twice... Posted 10 double-doubles, including two triple-doubles... Led the team in scoring 29 times, in rebounding 13 times and in assists 23 times... Tallied 20 points (6-14 FG, 4-6 3P, 4-6 FT) and 10 rebounds on Oct. 30 vs. Washington, hitting a trio of threes within a span of 3:30 in the fourth quarter and overtime after never making more than three threes in any of his previous eight NBA seasons... Surpassed **Pau Gasol** (877) as the franchise all-time leader for blocks on Oct. 30 vs. Washington... Scored 19 points and dropped in the game-winning shot at the buzzer off an inbounds lob from **Vince Carter** on Nov. 8 vs. Denver, his second career game-winning buzzer-beater... Scored 26 points (10-21 FG, 4-5 3P, 2-3 FT) and made the go-ahead three with 13.0 seconds remaining on Nov. 16 at LA Clippers... Scored 27 points in a double-overtime victory on Nov. 23 at Philadelphia... Recorded a season-high five blocks on Nov. 25 vs. Miami... Posted 25 points with a season-high tying five blocks and made the go-ahead free throws with 12.2 seconds left on Dec. 1 vs. Orlando... Recorded his second career triple-double with 27 points (11-25 FG, 3-6 3P, 3-4 FT), 11 rebounds and a season-high 10 assists in 46 minutes in a double-overtime win on Dec. 5 at New Orleans... Joined **Pau Gasol** (two) as the only players in franchise history with multiple triple-doubles... Made a step-back three-pointer with 7.9 seconds remaining in regulation in send the Pelicans game into the first of two overtimes... Tallied 26 points and a season-high 12 rebounds on Dec. 6 vs. Philadelphia... Scored 36 points (13-24 FG, 4-6 3P, 3-4 FT) on Dec. 8 vs. Portland... Named NBA Western Conference Player of the Week, his second career weekly honor, for the week ending Dec. 11 after averaging 27.3 points, 10.0 rebounds, 5.3 assists and 1.50 blocks and leading the Grizzlies to a 4-0 record... Scored 38 points (14-17 FG, 2-3 3P, 8-11 FT) on Dec. 21 at Detroit... Tied a season high with five blocks on Dec. 29 vs. Oklahoma City... Registered 32 points on Jan. 21 vs. Houston... Scored a career-high 42 points (14-25 FG, 5-10 3P, 9-10 FT), including the team's first 16 points of the game and the decisive free throws with 36.3 seconds remaining, on Jan. 25 vs. Toronto... Totaled 32 points on Jan. 27 at Portland... Scored a franchise-record 154 points over a five-game stretch (Jan. 15-25) and a club-record 277 points over a 10-game span (Jan. 15-Feb. 3), breaking **Pau Gasol's** five-game record (151 from March 21-28, 2006) and **Zach Randolph's** 10-game record (261 from Dec. 18, 2009-Jan. 8, 2010)... Had 15 points, a season-high tying 12 rebounds and nine assists on Feb. 15 vs. New Orleans... Scored 28 points (10-16 FG, 5-5 3P, 3-4 FT) on Feb. 28 vs. Phoenix, tying his career high for three-pointers made... Recorded his third career triple-double, a franchise record, with 18 points, 10 rebounds and a season-high tying 10 assists on March 16 at Atlanta... Became the first player in franchise history to register multiple triple-doubles in the same season... **2017 Playoffs:** Started all six games during the Grizzlies' first round series against the San Antonio Spurs and averaged 19.3 points, 6.5 rebounds and 4.2 assists in 40.0 minutes while shooting 47.0 percent from the field, 58.3 percent from three-point range and 93.9 percent from the free throw line... Scored in double figures in all six postseason games, including a pair of 20-point efforts and one 30-point performance... Scored a postseason career-high 32 points (11-18 FG, 3-3 3P, 7-7 FT) in Game 1 on April 15 at San Antonio... Sank the game-winning basket with 0.7 seconds left in overtime, the first game-winning shot in franchise postseason history with under 10 seconds remaining, and finished with 16 points and 12 rebounds in Game 4 on April 22 vs. San Antonio... Grabbed double-digit rebounds once and posted one double-double.

**2015-16 (Memphis):** Started all 52 of his appearances and averaged 16.6 points, 7.0 rebounds, 3.8 assists and 1.35 blocks in

INTRO  
PLAYERS  
EXECUTIVES  
BASKETBALL OPERATIONS  
BUSINESS OPERATIONS  
MEDIA  
COMMUNITY  
HISTORY  
PLAYOFFS  
REVIEW  
OPINIONS  
NBA  
FEDERFORUM  
AT A GLANCE



34.4 minutes while shooting 46.4 percent from the field and 82.9 percent from the free throw line... Missed the final 30 games of the regular season with a Grade II fracture of the navicular bone in his right foot suffered in the first quarter on Feb. 8 vs. Portland... Underwent surgery to repair the injury on Feb. 20... Memphis finished the regular season 12-18 in his absence... Scored in double figures 45 times, including 13 games with at least 20 points and three games with at least 30 points... Grabbed double-digit rebounds 10 times... Recorded double-digit assists once... Posted nine double-doubles, including one triple-double... Led the Grizzlies in scoring 18 times, in rebounding 18 times and in assists 10 times... Led the Grizzlies in total blocks and blocks per game for the eighth straight season... Paced the team in points per game at the time of his injury... Recorded his first career triple-double with 16 points, 11 rebounds and a career-high tying 11 assists with four steals in 37 minutes on Nov. 20 vs. Houston... It marked the franchise's first triple-double since **Pau Gasol** accomplished the feat on Jan. 24, 2007 at Utah... Made a club-record 36 consecutive free throws from Nov. 11-25, surpassing **Anthony Peeler**'s previous record of 34 that was set during the 1996-97 season and stood for over 17 years (Gasol's new record was eclipsed four days later by **Jeff Green**'s streak of 40)... Posted 38 points (11-22 FG, 16-16 FT), a season-high 13 rebounds, six assists and four blocks on Dec. 1 at New Orleans, setting a career high and tying the franchise record for free throws made... Scored 18 points on Dec. 26 at Charlotte, passing **Shareef Abdur-Rahim** (7,801 points) for third in franchise's all-time scoring list... Tied a career high with five steals on Jan. 8 vs. Denver... Scored 37 points (15-29 FG, 7-8 FT) on Jan. 16 vs. New York, setting career highs for field goals made and attempted... Scored 27 points to reach the 8,000 career point plateau and converted the go-ahead three-point play with 12.2 seconds remaining on Jan. 21 at Denver... Tallied a season-high five blocks on Jan. 30 vs. Sacramento... Scored 11 points in 11 minutes before sustaining a season-ending Grade II fracture of the navicular bone in his right foot on Feb. 8 vs. Portland... **2016 Playoffs:** Missed all four games during the Grizzlies' first round series against the San Antonio Spurs while recovering from right foot surgery.

**2014-15 (Memphis):** Started all 81 games in which he appeared and averaged 17.4 points, 7.8 rebounds, 3.8 assists and 1.62 blocks in 33.2 minutes while shooting 49.4 percent from the field and 79.5 percent from the free throw line... Missed one game (March 12) for rest... Named to the All-NBA First Team, his second career All-NBA selection, and became the first player in franchise history to be recognized on the All-NBA First Team... Voted by the fans into the Western Conference All-Star starting lineup, his second career All-Star bid, becoming the first player in franchise history to start an NBA All-Star Game... Tipped-off the NBA All-Star Game in New York City opposite Eastern Conference starting center **Pau Gasol**, as the two became the first brothers ever to start an All-Star Game and the second siblings to play in the same All-Star Game (**Tom** and **Dick Van Arsdale** in 1970 and 1971)... Recorded six points, 10 rebounds, two assists and two steals in 25 minutes to help guide the West to a 163-158 victory over the East in the All-Star Game on Feb. 15 at Madison Square Garden... Led the Grizzlies in points and points per game... Paced the club in blocks and blocks per game for the seventh straight season... Set career highs for free throws made and attempted and defensive rebounds... The only NBA player to amass at least 1,300 points, 600 rebounds and 300 assists... Ranked among the NBA leaders in points per game (24th), field goal percentage (T-22nd), rebounds per game (30th) and double-doubles (30th)... Scored in double figures 69 times, including 27 games with at least 20 points (21-6 record) and five games with at least 30 points (5-0 record)... Grabbed double-digit rebounds 21 times... Posted 20 double-doubles... Led the Grizzlies in scoring 29 times, in rebounding 22 times and in assists 22 times... Posted 32 points (12-17 FG, 8-10 FT) in the regular season opener on Oct. 29 vs. Minnesota, guiding the Grizzlies to their first win on Opening Night since Oct. 31, 2000 at Seattle... His 32-point outing broke **Shareef Abdur-Rahim**'s 17-year-old franchise record for points in a season opener (31 on Oct. 31, 1997 vs. Dallas)... Recorded a season-high nine assists on Nov. 11 at LA Lakers... Scored 32 points on Nov. 21 vs. Boston and followed up with 30 points and 12 rebounds on Nov. 23 vs. LA Clippers... Tied a season high with nine assists on Nov. 28 at Portland... Registered 26 points and nine rebounds to lead Memphis to a triple-overtime win on Dec. 17 at San Antonio, banking in a 30-foot three-pointer at the end of regulation and then knotting the score with 9.3 seconds remaining to send the game into the second overtime... Scored seven of his 12 points in double-overtime to help Memphis defeat Phoenix at home on Jan. 11... Recorded 12 points, a career-high tying 16 rebounds (including a personal-best 15 defensive) and eight assists on Jan. 16 at Orlando... Advanced to second on the franchise's all-time games played list, passing **Pau Gasol** (476) for third on Jan. 19 vs. Dallas and eclipsing **Rudy Gay** (479) for second on Jan. 27 at Dallas... Sank a game-winning jump shot with 0.1 seconds on the clock on March 4 at Houston... Became the franchise's all-time leader for defensive rebounds on March 9 at Chicago, passing **Pau Gasol** (2,896)... Totaled a season-high 33 points (13-19 FG, 7-9 FT) and 13 rebounds in the regular season finale on April 15 vs. Indiana... **2015 Playoffs:** Started all 11 postseason games and averaged 19.7 points, 10.3 rebounds, 4.5 assists and 1.73 blocks in 37.8 minutes while shooting 39.9 percent from the field and 85.2 percent from the free throw line... Scored in double figures in all 11 games, including six games with at least 20 points... Grabbed double-digit rebounds in six games and posted six double-doubles... Appeared in all five games during the Grizzlies' first round series with the Portland Trail Blazers and averaged 20.4 points, 9.2 rebounds, 5.0 assists and 2.40 blocks in 38.2 minutes while shooting 41.8 percent from the field and 85.7 percent from the free throw line... Became the first player to average at least 20 points, nine rebounds, five assists and two blocks in a playoff series since **LeBron James** in 2010 against Chicago... Recorded 15 points, 11 rebounds and a playoff career-high seven assists with three blocks in 39 minutes in Game 1 of the opening round on April 19 vs. Portland... Appeared in all six games during the Western Conference Semifinals against the Golden State Warriors and averaged 19.2 points, 11.2 rebounds, 4.0 assists, 1.33 steals and 1.17 blocks in 37.3 minutes while shooting 37.6 percent from the field and 84.8 percent from the free throw line.

**2013-14 (Memphis):** Started all 59 games in which he appeared and averaged 14.6 points, 7.2 rebounds, 3.6 assists and 1.29 blocks in 33.7 minutes while shooting 47.3 percent from the field and 76.8 percent from the free throw line... Missed 23 games (Nov. 25-Jan. 12) with a left MCL sprain suffered on Nov. 22 vs. San Antonio... Memphis went 10-13 in his absence but finished

the season 33-13 upon his return on Jan. 14 (the third-best record in the NBA in that span)... Led the team in blocks and blocks per game for the sixth consecutive season... Scored in double figures 48 times, including eight games with at least 20 points... Grabbed double-digit rebounds 10 times... Posted 10 double-doubles... Led the Grizzlies in scoring seven times, in rebounding 12 times and in assists 11 times... Tallied 19 points, nine rebounds and a season-high nine assists on Nov. 17 at Sacramento... Returned from injury and helped Memphis to a home win on Jan. 14 vs. Oklahoma City, scoring 12 points in 24 minutes... Steadily regained pre-injury form, increasing his points and rebounds per game averages each month and topping out at 18.0 points and 9.3 rebounds in April... Scored a season-high 24 point on April 4 vs. Denver... Posted 19 points, nine rebounds and a season-high tying nine assists on April 16 vs. Dallas... **2014 Playoffs:** Started all seven postseason games during the Grizzlies' first round series against the Oklahoma City Thunder and averaged 17.3 points, 7.7 rebounds and 4.4 assists in 42.4 minutes while shooting 40.5 percent from the field and 79.4 percent from the free throw line... Scored in double figures seven times, including a pair of 20-point efforts... Grabbed double-digit rebounds twice and posted two double-doubles.

**2012-13 (Memphis):** Started all 80 of his appearances and averaged 14.1 points, 7.8 rebounds, 4.0 assists, 1.00 steals and 1.74 blocks in 35.0 minutes while shooting 49.4 percent from the field and 84.8 percent from the free throw line... Missed two games (March 23-25) with an abdominal tear... Selected for the All-NBA Second Team, becoming the first Grizzlies player to ever be selected... Named the NBA Defensive Player of the Year, becoming the first player in franchise history and the first European-born player to receive the honor... Selected for the NBA All-Defensive Second Team... Led the team in free throw percentage, blocks and blocks per game for the fifth consecutive season... Ranked 12th in the NBA in blocks per game... Set a career high for free throw percentage... Scored in double figures 63 times, including 17 games with at least 20 points... Grabbed double-digit rebounds 20 times... Recorded double-digit assists once... Posted 18 double-doubles... Led the Grizzlies in scoring 20 times, in rebounding 17 times and in assists 18 times... Tied a franchise record with eight blocks on Jan. 4 vs. Portland, setting club records with six blocks in the first quarter and seven in the first half... Tallied a career-high 11 assists on March 3 at Orlando... Tipped in the game-winning basket with 0.8 seconds remaining in an overtime win on March 20 vs. Oklahoma City, his first career game-winner... Recorded his 100th career double-double on April 12 at Houston... **2013 Playoffs:** Started all 15 postseason games during the Grizzlies' run to the Western Conference Finals and averaged 17.2 points, 8.8 rebounds, 3.2 assists and 2.13 blocks in 40.6 minutes while shooting 45.4 percent from the field and 80.0 percent from the free throw line... Scored in double figures in all 15 games, including six games with at least 20 rebounds... Grabbed double-digit rebounds five times and posted five double-doubles... Ranked fifth in the NBA in blocks per game during the postseason... Appeared in six games in the first round against the Los Angeles Clippers and averaged 17.3 points, 7.5 rebounds, 3.3 assists and 1.67 blocks in 39.0 minutes while shooting 46.7 percent from the field and 79.1 percent from the free throw line... Appeared in five games in the Western Conference Semifinals against the Oklahoma City Thunder and averaged 19.4 points, 8.4 rebounds, 2.4 assists, 1.40 steals and 3.00 blocks in 41.9 minutes while shooting 48.6 percent from the field and 79.4 percent from the free throw line... Appeared in four games in the Western Conference Finals against the San Antonio Spurs and averaged 14.3 points, 10.0 rebounds, 4.0 assists, 1.00 steals and 2.00 blocks in 41.4 minutes while shooting 39.7 percent from the field and 84.6 percent from the free throw line.

**2011-12 (Memphis):** Started all 65 of his appearances and averaged 14.6 points, 8.9 rebounds, 3.1 assists and 1.86 blocks in 36.5 minutes while shooting 48.2 percent from the field and 74.8 percent from the free throw line... Missed one game (March 27) with a sore right ankle... Selected as a Western Conference reserve for the NBA All-Star Game, his first career honor, and posted four points and three rebounds in 14 minutes on Feb. 26 in Orlando... Named NBA Western Conference Player of the Week for the week ending Jan. 16... Set career highs for blocks per game and minutes per game... Ranked among the NBA leaders for blocks per game (7th) and rebounds per game (17th)... Led the Grizzlies in blocks and blocks per game for the fourth straight season... Scored in double figures 51 times, including 16 games with at least 20 points... Grabbed double-digit rebounds 28 times... Posted 24 double-doubles... Led the Grizzlies in scoring 15 times, in rebounding 33 times and in assists eight times... Hauled down a season-high 15 rebounds on Jan. 3 vs. Sacramento and March 31 at Milwaukee... Dished out a season-high eight assists on Feb. 17 vs. Denver and March 20 at Sacramento... Scored a season-high 28 points on March 16 vs. Toronto... **2012 Playoffs:** Started all seven postseason games during the Grizzlies' first round series against the Los Angeles Clippers and averaged 15.1 points, 6.7 rebounds, 3.1 assists and 1.86 blocks in 37.3 minutes while shooting 52.2 percent from the field and 79.1 percent from the free throw line... Scored in double figures five times, including a pair of 20-point efforts... Grabbed double-digit rebounds once and posted one double-double.

**2010-11 (Memphis):** Started all 81 of his games played and averaged 11.7 points, 7.0 rebounds, 2.5 assists and 1.68 blocks in 31.9 minutes while shooting 52.7 percent from the field and 74.8 percent from the free throw line... Missed one game (Oct. 27) with a left ankle sprain... Ranked among NBA leaders in blocks per game (13th) and led the Grizzlies in both blocks and blocks per game for the third straight season... Scored in double figures 61 times, including four games with at least 20 points... Grabbed double-digit rebounds 17 times... Posted 14 double-doubles... Led the Grizzlies in scoring five times, in rebounding 16 times and in assists nine times... Scored a season-high 26 points (12-13 FG, 2-3 FT) on Nov. 5 at Phoenix... Pulled down a career-high tying 16 rebounds on Jan. 22 at Milwaukee... **2011 Playoffs:** Started all 13 postseason games and averaged 15.0 points, 11.2 rebounds, 2.2 assists, 1.08 steals and 2.15 blocks in 39.9 minutes while shooting 51.1 percent from the field and 69.9 percent from the free throw line... Ranked among the NBA postseason leaders in rebounds per game (2nd), blocks per game (4th), field goal percentage (7th) and minutes per game (10th)... Scored in double figures 11 times, including three games with at least 20 points... Grabbed double-digit rebounds six times, including one game with at least 20 rebounds... Appeared in six games in the first round against the San Antonio Spurs and averaged 14.2 points, 12.3 rebounds, 2.2 assists and 1.50 blocks in 40.4 minutes while shooting 53.3 percent from the field and 65.6 percent from the free throw line... Tallied 24 points





and nine rebounds in 39 minutes in his postseason debut in Game 1 of the opening round on April 17 at San Antonio, helping the Grizzlies win their first playoff game in franchise history... Totaled 12 points and 13 rebounds in Game 6 of the first round to help the Grizzlies clinch the first postseason series victory in club history... Appeared in seven games in the Western Conference Semifinals against the Oklahoma City Thunder and averaged 15.7 points, 10.3 rebounds, 2.3 assists, 1.57 steals and 2.71 blocks in 39.5 minutes while shooting 49.4 percent from the field and 73.2 percent from the free throw line... Posted 26 points and a franchise-record and career-high 21 rebounds in 57 minutes in a triple-overtime Game 4 of the West Semifinals on May 9 vs. Oklahoma City.

**2009-10 (Memphis):** Started all 69 of his appearances and averaged 14.6 points, 9.3 rebounds, 2.4 assists and 1.58 blocks in 35.8 minutes while shooting 58.1 percent from the field and 67.0 percent from the free throw line... Missed 13 games (March 16-24, April 2-14) with a partially torn neck muscle... Selected to play for the Sophomore team in the T-Mobile Rookie Challenge as part of NBA All-Star Weekend and recorded 10 points, six rebounds and two blocks in 14 minutes on Feb. 12 in Dallas... Tied **Kevin Durant** and **George Hill** for second in the voting for the 2009-10 Most Improved Player Award... Ranked among the NBA leaders for field goal percentage (4th) and blocks per game (13th)... Set a franchise single-season record for field goal percentage... Established a career high for rebounds per game... Scored in double figures 57 times, including 13 games with at least 20 points... Grabbed double-digit rebounds a career-high 30 times... Posted a career-high 28 double-doubles... Led the Grizzlies in scoring nine times, in rebounding 19 times and in assists three times... Hauled down a career-high 16 rebounds on Nov. 2 at Sacramento, Nov. 14 vs. Minnesota and Jan. 30 vs. New Orleans... Set a franchise record by converting 15 consecutive field goal attempts from Nov. 14-18... Scored a season-high 26 points on Nov. 29 at LA Clippers.

**2008-09 (Memphis):** Appeared in all 82 games (75 starts) and averaged 11.9 points, 7.4 rebounds, 1.7 assists and 1.10 blocks in 30.7 minutes while shooting 53.0 percent from the field and 73.3 percent from the free throw line... Named to the All-Rookie Second Team... Selected to play for the Rookie team in the T-Mobile Rookie Challenge as part of NBA All-Star Weekend and recorded 15 points and eight rebounds on Feb. 13 in Phoenix... Set a franchise rookie record for field goal percentage and ranked 14th in the NBA in the category... Along with teammate O.J. Mayo became the fourth and fifth rookies in franchise history to play all 82 games (**Roy Rogers** in 1996-97, **Pau Gasol** in 2001-02 and **Juan Carlos Navarro** in 2007-08)... Led the team in free throws made and attempted, rebounds per game, blocks per game and double-doubles... Scored in double figures 56 times, including six games with at least 20 points and one 30-point performance... Grabbed double-digit rebounds 19 times... Recorded double-digit assists once... Posted 17 double-doubles... Led the Grizzlies in scoring five times, in rebounding 38 times and in assists five times... Made his NBA debut with 12 points and 12 rebounds in 36 minutes as a starter on Oct. 29 at Houston... Registered 27 points and a career-high 16 rebounds in the fourth game of his career on Nov. 3 vs. Golden State... Recorded 20 points, eight rebounds and a season-high 10 assists on May 4 at LA Clippers... Scored a season-high 30 points with 13 rebounds on May 7 vs. Philadelphia.

## NBA TRANSACTIONS

Drafted by the Los Angeles Lakers in the second round (48th overall) of the 2007 NBA Draft on June 28, 2007... Draft rights traded by the Los Angeles Lakers with **Kwame Brown**, **Javaris Crittenton**, **Aaron McKie**, first round draft picks in 2008 and 2010 and cash considerations to the Memphis Grizzlies for **Pau Gasol** and a 2008 second round draft pick... Signed a multi-year contract with the Memphis Grizzlies on July 9, 2008... Re-signed with the Memphis Grizzlies to a multi-year contract on Dec. 14, 2011... Re-signed with the Memphis Grizzlies to a multi-year contract on July 13, 2015.

## INTERNATIONAL CAREER

Highly-decorated on the international level as a member of the Spanish National Team, has helped lead his country to seven medals since joining the team in 2006... **Summer 2017:** Helped guide Spain to the bronze medal in the 2017 FIBA EuroBasket... Appeared in nine games and averaged 13.6 points, 7.2 rebounds, 2.3 assists and 1.44 blocks in 24.4 minutes while shooting 45.3 percent from the field, 36.8 percent from three-point range and 87.0 percent from the free throw line... **Summer 2014:** Competed with Team Spain in the 2014 FIBA Basketball World Cup in front of a home crowd in Spain... Posted 10.1 points, 6.3 rebounds, 3.2 assists and 1.43 blocks while shooting 61.0 percent in seven games in the event... **Summer 2013:** Won bronze with the Spanish National Team in the 2013 European Championships... Averaged 13.9 points, 7.8 rebounds, 2.2 assists and 1.0 blocks while shooting 51.1 percent in 11 games during the competition... Named All-European Championships Best Center and All-European Championships First Team by Eurobasket.com... **Summer 2012:** Took home the silver medal at the 2012 Olympics in London, United Kingdom as a member of the Spanish National Team, posting 12.6 points, 4.8 rebounds and 2.1 assists while shooting 52.2 percent in eight games... **Summer 2011:** Won the gold medal at the 2011 FIBA European Championship in Lithuania, averaging 13.3 points, 7.3 rebounds and 2.0 assists while shooting 51.3 percent in 11 games... **Summer 2010:** Earned gold at the 2010 FIBA World Championship in Turkey, recording 12.8 points, 6.4 rebounds and 2.33 blocks while shooting 58.7 percent in nine games... **Summer 2009:** Helped guide Spain to its first gold medal at the 2009 FIBA European Championship in Poland, averaging 6.7 points, 5.7 rebounds and 1.33 blocks in nine games... **Summer 2008:** Captured the silver medal at the 2008 Olympics in Beijing, China, averaging 7.1 points and 4.6 rebounds while shooting 47.1 percent in seven games... **Summer 2007:** Took silver at the 2007 FIBA European Championship in Spain, recording 4.3 points and 2.8 rebounds in nine games... Captured gold at the FIBA World Championship in Japan, averaging 5.5 points and 3.3 rebounds while shooting 77.3 percent in eight games... **2006-08 (Spain):** Won the 2008 ACB Most Valuable Player Award after posting 16.2 points, 8.3 rebounds and 1.8 blocks while shooting 65.3 percent for Akasvayu Girona... A two-time ACB All-Star selection (2007, 2008)...

Recorded 13.6 points, 7.0 rebounds and 1.4 blocks in 28.2 minutes in 66 career games over two seasons with Akasvayu Girona... **2003-06 (Spain):** Averaged 3.2 points and 2.7 rebounds in 10.9 minutes in 50 career games over three seasons with F.C. Barcelona.

## PERSONAL

Born Jan. 29, 1985 in Barcelona, Spain... Born Marc Gasol Saez... Son of Marisa and Agusti Gasol... Married to wife Cristina... Older brother is Chicago Bulls forward/center **Pau Gasol**, who played seven seasons in Memphis and is the Grizzlies' all-time leading scorer... Draft rights were traded by the Los Angeles Lakers to the Memphis Grizzlies in a blockbuster deal for Pau on Feb. 1, 2008... Younger brother is Adria Gasol, who played collegiately at UCLA... Mother is a physician and father is a hospital administrator... The Gasol family, including Marc, followed Pau to Memphis when he started his NBA career... Played two seasons of high school basketball in Memphis for Lausanne (2001-03) before returning to Spain to play professionally for F.C. Barcelona... Lausanne retired his jersey on Dec. 11, 2008... Together with Pau, launched Summer Kids Health Challenge in May 2013... The summer-long competition between Marc's team of kids and Pau's team in Los Angeles measured who could live a healthier summer... The captain of the losing team would be forced to shave his beard; Marc's team won... Hosted the 2012 Staxtacular event, a fundraiser benefit for the Stax Music Academy... Donated \$14,000 – \$1,000 for each point scored on March 25, 2011 at Chicago – to the Japan Relief and Recovery Fund, helping the people of Japan recover from the devastating earthquake and tsunami of March 2011... The third Spanish-born player to play for the Grizzlies, joining **Pau Gasol** and fellow Spanish National Team member **Juan Carlos Navarro** (2007-08).

## NBA Regular Season Statistics

Season	TM	G	GS	MP	Field Goals			3-Point			Free Throws			Rebounds					PF	PTS	RPG	APG	PPG		
					FG	FGA	FG%	3P	3PA	3P%	FT	FTA	FT%	ORB	DRB	TRB	AST	STL						BLK	TOV
2008-09	MEM	82	75	2521	350	661	.530	0	1	.000	275	375	.733	201	404	605	143	63	90	164	265	975	7.4	17.1	11.9
2009-10	MEM	69	69	2469	378	651	.581	0	1	.000	252	376	.670	208	432	640	165	69	109	135	254	1008	9.3	2.4	14.6
2010-11	MEM	81	81	2586	364	691	.527	3	7	.429	220	294	.748	154	415	569	200	74	136	146	265	951	7.0	2.5	11.7
2011-12*	MEM	65	65	2370	357	740	.482	1	12	.083	237	317	.748	120	459	579	204	62	121	121	201	952	8.9	3.1	14.6
2012-13	MEM	80	80	2796	429	869	.494	1	14	.071	268	316	.848	184	438	622	318	80	139	157	255	1127	7.8	4.0	14.1
2013-14	MEM	59	59	1970	336	711	.473	2	11	.182	185	241	.768	84	340	424	215	59	76	111	150	859	7.2	3.6	14.6
2014-15*	MEM	81	81	2687	530	1072	.494	3	17	.176	350	440	.795	115	515	630	307	70	131	176	208	1413	7.8	3.8	17.4
2015-16	MEM	52	52	1791	328	707	.464	2	3	.667	203	245	.829	58	304	362	196	50	70	118	141	861	7.0	3.8	16.6
2016-17*	MEM	74	74	2531	532	1160	.459	104	268	.388	278	332	.837	60	402	462	338	67	99	166	171	1446	6.2	4.6	19.5
<b>CAREER</b>		<b>643</b>	<b>636</b>	<b>21721</b>	<b>3604</b>	<b>7262</b>	<b>.496</b>	<b>116</b>	<b>334</b>	<b>.347</b>	<b>2268</b>	<b>2936</b>	<b>.772</b>	<b>1184</b>	<b>3709</b>	<b>4893</b>	<b>2086</b>	<b>594</b>	<b>971</b>	<b>1294</b>	<b>1910</b>	<b>9592</b>	<b>7.6</b>	<b>3.2</b>	<b>14.9</b>

## NBA Playoff Statistics

Season	TM	G	GS	MP	Field Goals			3-Point			Free Throws			Rebounds					PF	PTS	RPG	APG	PPG		
					FG	FGA	FG%	3P	3PA	3P%	FT	FTA	FT%	ORB	DRB	TRB	AST	STL						BLK	TOV
2010-11	MEM	13	13	519	72	141	.511	0	2	.000	51	73	.699	41	105	146	29	14	28	26	44	195	11.2	2.2	15.0
2011-12	MEM	7	7	261	36	69	.522	0	1	.000	34	43	.791	16	31	47	22	2	13	13	25	106	6.7	3.1	15.1
2012-13	MEM	15	15	609	93	205	.454	0	0	---	72	90	.800	25	102	127	48	13	33	18	53	258	8.5	3.2	17.2
2013-14	MEM	7	7	299	47	116	.405	0	0	.000	27	34	.794	13	41	54	31	12	6	12	27	121	7.7	4.4	17.3
2014-15	MEM	11	11	416	71	180	.394	0	2	.000	75	88	.852	19	94	113	49	10	19	16	33	217	10.3	4.5	19.7
2015-16	MEM	Did Not Play (injury-right foot)																							
2016-17	MEM	6	6	240	39	83	.470	7	12	.583	31	33	.939	7	32	39	25	2	4	15	22	116	6.5	4.2	19.3
<b>CAREER</b>		<b>59</b>	<b>59</b>	<b>2344</b>	<b>358</b>	<b>794</b>	<b>.451</b>	<b>7</b>	<b>18</b>	<b>.389</b>	<b>290</b>	<b>361</b>	<b>.803</b>	<b>121</b>	<b>405</b>	<b>526</b>	<b>204</b>	<b>53</b>	<b>103</b>	<b>100</b>	<b>204</b>	<b>1013</b>	<b>8.9</b>	<b>3.5</b>	<b>17.2</b>

## NBA All-Star Statistics

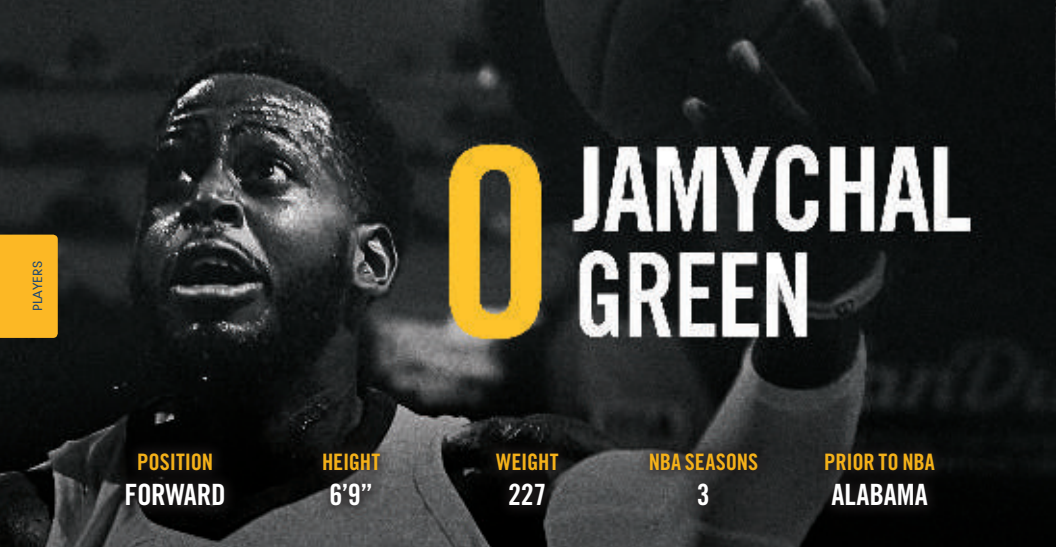
Season	TM	G	GS	MP	Field Goals			3-Point			Free Throws			Rebounds					PF	PTS		
					FG	FGA	FG%	3P	3PA	3P%	FT	FTA	FT%	ORB	DRB	TRB	AST	STL			BLK	TOV
2011-12	MEM	1	0	14	2	5	.400	0	0	---	0	0	---	1	3	0	0	0	0	1	2	4
2014-15	MEM	1	1	25	3	6	.500	0	1	.000	0	0	---	2	10	2	2	0	1	1	1	6
2016-17	MEM	1	0	21	5	7	.714	0	2	.000	0	0	---	3	10	8	1	1	2	0	10	
<b>CAREER</b>		<b>3</b>	<b>1</b>	<b>60</b>	<b>10</b>	<b>18</b>	<b>.556</b>	<b>0</b>	<b>3</b>	<b>.000</b>	<b>0</b>	<b>0</b>	<b>---</b>	<b>6</b>	<b>23</b>	<b>10</b>	<b>3</b>	<b>1</b>	<b>4</b>	<b>3</b>	<b>20</b>	

## SINGLE GAME HIGHS

<b>PTS</b> 42	1/25/17, MEM vs TOR	<b>3FGA</b> 10	1/25/17, MEM vs TOR	<b>AST</b> 11	11/20/15, MEM vs HOU (2x)
<b>FGM</b> 15	1/16/16, MEM vs NYK	<b>FTM</b> 16	12/1/15, MEM at NOP	<b>STL</b> 5	1/8/16, MEM vs DEN (2x)
<b>FGA</b> 29	1/16/16, MEM vs NYK	<b>FTA</b> 16	12/1/15, MEM at NOP	<b>BLK</b> 8	1/4/13, MEM vs POR
<b>3FGM</b> 5	2/28/17, MEM vs PHO (2x)	<b>REB</b> 16	1/16/15, MEM at ORL (6x)	<b>MIN</b> 51	2/19/10, MEM vs MIA



PLAYERS



# O JAMYCHAL GREEN

**POSITION**  
FORWARD

**HEIGHT**  
6'9"

**WEIGHT**  
227

**NBA SEASONS**  
3

**PRIOR TO NBA**  
ALABAMA

## NBA CAREER

**NBA Regular Season:** Has appeared in 179 games (91 starts) during his three-year NBA career and has averaged 7.4 points and 5.4 rebounds in 20.7 minutes while shooting 48.7 percent from the field, 35.7 percent from three-point range and 78.0 percent from the free throw line for the San Antonio Spurs and Memphis Grizzlies... Has officially missed two games due to injury or illness and has been listed as a DNP (Coach's Decision) 23 times... Has scored in double figures 55 times, including six games with at least 20 points... Has recorded double-digit rebounds 26 times... Has posted 17 double-doubles... His longest career streak of consecutive games in double figures is five (accomplished twice, last from Nov. 19-26, 2016).

**NBA Playoffs:** Has appeared in 15 postseason games (two starts) and has averaged 4.9 points and 2.5 rebounds in 13.2 minutes while shooting 48.3 percent from the field, 38.9 percent from three-point range and 72.7 percent from the free throw line... Has scored in double figures three times.

**NBA G League:** Has appeared in 60 games (45 starts) in two seasons and has averaged 15.8 points, 9.0 rebounds, 1.7 assists and 1.03 blocks in 26.7 minutes while shooting 53.2 percent from the field, 27.3 percent from three-point range and 81.2 percent from the free throw line for the Austin Spurs/Toros... Has scored in double figures 48 times, including 28 games with at least 20 points and three games with at least 30 points... Has recorded double-digit rebounds 34 times, including one game with at least 20 rebounds... Has posted 33 double-doubles... Named NBA G League Player of the Month for December 2014.

**Honors:** **2014-15:** Named NBA G League Player of the Month for December 2014... Selected to the NBA G League Showcase Third Team... **2012-13:** Named to the NBA G League All-Rookie Second Team.

**2016-17 (Memphis):** Appeared in 77 games (75 starts) and averaged 8.9 points, 7.1 rebounds and 1.1 assists in 27.3 minutes while shooting 50.0 percent from the field, 38.2 percent from three-point range and 80.2 percent from the free throw line... Missed a total of five games... Officially sidelined two games due to injury, including one game (Jan. 4) due to a maxilla fracture sustained on Jan. 3 at LA Lakers and one game (April 2) with left shoulder soreness... Listed as a DNP (Coach's Decision) three times, including one game (Jan. 25) where he dressed out while rehabbing a sore left knee and two games (March 29-31) while nursing a sore left shoulder... Set career highs for starts, minutes played, points, field goals made and attempted, three-point field goals made and attempted, free throws made and attempted, offensive, defensive and total rebounds, assists, blocks, points per game, rebounds per game, assists per game, field goal percentage, three-point field goal percentage and free throw percentage... Tied his career high for steals... Led the team in games played, starts and dunks... Scored in double figures 31 times, including four games with at least 20 points... Recorded double-digit rebounds 17 times... Posted 10 double-doubles... Led the team in scoring four times and in rebounding 25 times... Hauled in 17 rebounds in a career-high 44 minutes in a double-overtime win on Dec. 5 at New Orleans... Snared a career-high 18 rebounds on Dec. 8 vs. Portland... Made a career-high four three-pointers on Dec. 31 at Sacramento... Scored a career-high 29 points (8-11 FG, 1-2 3P, 12-12 FT) on Feb. 4 at Minnesota, setting personal bests for free throws made and attempted... **2017 Playoffs:** Appeared in all six postseason games (two starts) during the Grizzlies' first round series with the San Antonio Spurs and averaged 7.3 points and 3.3 rebounds in 19.7 minutes while shooting 47.2 percent from the field, 43.8 percent from three-point range and 100 percent from the free throw line... Scored in double figures twice.

**2015-16 (Memphis):** Appeared in 78 games (15 starts) and averaged 7.4 points and 4.8 rebounds in 18.5 minutes while shooting 46.5 percent from the field, 33.3 percent from three-point range and 75.2 percent from the free throw line... Listed as a DNP (Coach's Decision) four times... Set career highs for games played and steals... Led the team in games played and dunks... Scored in double figures 22 times, including a pair of 20-point efforts... Recorded double-digit rebounds nine times... Posted seven double-doubles... Led the Grizzlies in scoring twice and in rebounds 12 times... Recorded his first career double-double

with 12 points and 12 rebounds on Nov. 3 at Sacramento... Handed out a career-high six assists on March 7 at Cleveland... **2016 Playoffs:** Came off the bench in all four postseason games during the Grizzlies' first round series against the San Antonio Spurs and averaged 6.8 points and 3.8 rebounds in 18.0 minutes while shooting 54.5 percent from the field and 50.0 percent from the free throw line... Scored in double figures once.

**2014-15 (Austin/San Antonio/Memphis):** Split the season between the NBA G League with the Austin Spurs and the NBA with the San Antonio Spurs and Memphis Grizzlies... Appeared in 24 NBA games (one start) and averaged 2.7 points and 2.0 rebounds in 6.8 minutes while shooting 57.4 percent from the field and 80.0 percent from the free throw line... Listed as a DNP (Coach's Decision) 16 times... Scored in double figures twice... Led his team in scoring once and in rebounding once... Came off the bench in all four of his games with San Antonio and averaged 2.0 points and 1.5 rebounds in 6.3 minutes while shooting 57.1 percent from the field after he was signed a 10-day contract as a Call-Up from Austin on Jan. 18... Made his NBA debut on Jan. 18 vs. Utah, logging one rebound in six minutes... Signed by Memphis to the first of two 10-day contracts as a Call-Up from Austin on Feb. 2... Signed a multi-year contract with the Grizzlies on March 2... Appeared in 20 games (one start) for Memphis and averaged 2.7 points and 2.0 rebounds in 7.0 minutes while shooting 57.5 percent from the field and 80.0 percent from the free throw line... Totaled 13 points in 33 minutes in his first career start on March 12 at Washington... **NBA G League (Austin):** Started all 20 of his appearances with the Austin Spurs and averaged 23.0 points, 10.7 rebounds, 2.5 assists, 1.00 steals and 1.55 blocks in 31.5 minutes while shooting 57.7 percent from the field and 84.3 percent from the free throw line... Scored in double figures in all 20 games, including 16 games with at least 20 points and three games with at least 30 points... Grabbed double-digit rebounds 15 times and posted 15 double-doubles... Scored an NBA G League career-high 32 points on Dec. 9 vs. Texas... Named NBA G League Player of the Month for December 2014 after averaging 24.5 points and 11.3 rebounds while leading Austin to a 9-1 record... Selected to the NBA G League Showcase Third Team... **2015 Playoffs:** Came off the bench in all five of his postseason appearances and averaged 0.4 points and 0.6 rebounds in 1.6 minutes... Appeared in one game during the Grizzlies' five-game first round series against the Portland Trail Blazers... Logged one minute in his postseason debut in Game 1 on April 19 vs. Portland... Appeared in four games during the team's six-game Western Conference Semifinals series against the Golden State Warriors.

**2013-14 (LA Clippers/France):** Following an NBA preseason stint with the Los Angeles Clippers, spent the season with Chorale Roanne of the LNB Pro A League in France.

**2012-13 (Austin):** Appeared in 40 games (25 starts) and averaged 12.3 points, 8.1 rebounds and 1.4 assists in 24.2 minutes while shooting 49.6 percent from the field and 78.2 percent from the free throw line... Named to the NBA G League All-Rookie Second Team... Scored in double figures 28 times, including 12 games with at least 20 points... Recorded double-digit rebounds 19 times and posted 18 double-doubles... Registered 29 points and an NBA G League career-high 21 rebounds on Feb. 9 vs. Tulsa.

## NBA TRANSACTIONS

Undrafted in the 2012 NBA Draft... Signed by the San Antonio Spurs on Oct. 22, 2012... Waived by the San Antonio Spurs on Oct. 27, 2012... Signed by the Los Angeles Clippers on Sept. 23, 2013... Waived by the Los Angeles Clippers on Oct. 8, 2013... Signed by the San Antonio Spurs on Aug. 5, 2014... Waived by the San Antonio Spurs on Oct. 25, 2014... Signed by the San Antonio Spurs to a 10-day contract as a Call-Up from the NBA Development League's Austin Spurs on Jan. 18, 2015... Signed by the Memphis Grizzlies to a 10-day contract as a Call-Up from the Austin Spurs on Feb. 2, 2015... Signed by the Memphis Grizzlies to a second 10-day contract on Feb. 19, 2015... Signed by the Memphis Grizzlies to a multi-year contract on March 2, 2015... Signed by the Memphis Grizzlies to a multi-year contract on September 27, 2017.

## INTERNATIONAL CAREER

**2013-14 (France):** Appeared in 25 games (10 starts) for Chorale Roanne of the LNB Pro A League in France and averaged 11.8 points, 6.6 rebounds and 1.0 assists in 22.1 minutes while shooting 53.0 percent from the field, 36.1 percent from three-point range and 66.1 percent from the free throw line... Scored in double figures 16 times, including one 20-point effort... Recorded double-digit rebounds six times and posted six double-doubles.

## COLLEGE CAREER

Played four seasons (2008-12) at the University of Alabama, appearing in 123 games (114 starts) for the Crimson Tide, and averaged 13.5 points, 7.4 rebounds, 1.2 assists and 1.72 blocks in 28.0 minutes while shooting 51.9 percent from the field and 71.1 percent from the free throw line... **2011-12 (Senior):** Appeared in 26 games (22 starts) and averaged 14.0 points, 7.4 rebounds, 1.8 assists and 1.50 blocks in 29.2 minutes while shooting a career-high 54.6 percent from the field and 69.0 percent from the free throw line... Named Second Team All-Southeastern Conference... **2010-11 (Junior):** Appeared in 34 games (33 starts) and averaged 15.5 points, 7.4 rebounds, 1.4 assists, 1.44 steals and 2.06 blocks in 27.9 minutes while shooting 50.8 percent from the field and a career-high 73.7 percent from the free throw line... Named First Team All-SEC... **2009-10 (Sophomore):** Appeared in 31 games (28 starts) and averaged 14.1 points, 7.2 rebounds, 1.1 assists and 1.68 blocks in 27.0 minutes while shooting 49.5 percent from the field and 69.5 percent from the free throw line... Selected to the Orlando Classic All-Tournament Team... **2008-09 (Freshman):** Appeared in 32 games (31 starts) and averaged 10.3 points, 7.6 rebounds and

INTRO  
PLAYERS  
EXECUTIVES  
BASKETBALL OPERATIONS  
BUSINESS OPERATIONS  
MEDIA  
COMMUNITY  
HISTORY  
PLAYOFFS  
REVIEW  
OPPONENTS  
NBA  
FEDERFORUM  
AT A GLANCE





# JAMYCHAL GREEN

1.59 blocks in 24.8 minutes while shooting 53.8 percent from the field and 71.0 percent from the free throw line... Named to the SEC All-Freshman Team.

## PERSONAL

Born June 21, 1990 in Montgomery, Ala... Son of Alonzo and Rita Green... Has one sister, Kemeche... Majored in consumer affairs at the University of Alabama, where he played four years for the Crimson Tide... Played for the USA National U18 Team in Argentina at the 2008 FIBA Americas U18 Championships... A 2008 McDonald's All-American... Named Alabama's 2008 Mr. Basketball by the Alabama Sportswriters Association.

## NBA Regular Season Statistics

Season	TM	G	GS	MP	Field Goals			3-Point			Free Throws			Rebounds					PF	PTS	RPG	APG	PPG		
					FG	FGA	FG%	3P	3PA	3P%	FT	FTA	FT%	ORB	DRB	TRB	AST	STL						BLK	TOV
2014-15	TOT	24	1	164	27	47	.574	0	6	.000	8	10	.800	19	26	45	4	5	5	14	25	62	1.9	0.2	2.6
2014-15	SAS	4	0	25	4	7	.571	0	2	.000	0	0	---	3	3	6	0	0	2	2	6	8	1.5	0.0	2.0
2014-15	MEM	20	1	139	23	40	.575	0	4	.000	8	10	.800	16	23	39	4	5	3	12	19	54	2.0	0.2	2.7
2015-16	MEM	78	15	1446	230	495	.465	15	45	.333	103	137	.752	139	234	373	67	46	33	83	189	578	4.8	0.9	7.4
2016-17	MEM	77	75	2101	250	500	.500	55	144	.382	134	167	.802	167	377	544	84	46	34	94	248	689	7.1	1.1	8.9
<b>CAREER</b>		<b>179</b>	<b>91</b>	<b>3711</b>	<b>507</b>	<b>1042</b>	<b>.487</b>	<b>70</b>	<b>195</b>	<b>.359</b>	<b>245</b>	<b>314</b>	<b>.780</b>	<b>325</b>	<b>637</b>	<b>962</b>	<b>155</b>	<b>97</b>	<b>72</b>	<b>191</b>	<b>462</b>	<b>1329</b>	<b>5.4</b>	<b>0.9</b>	<b>7.4</b>
3 Seasons	MEM	175	91	3686	503	1035	.486	70	193	.363	245	314	.780	322	634	956	155	97	70	189	456	1321	5.5	0.9	7.5
1 Season	SAS	4	0	25	4	7	.571	0	2	.000	0	0	-	3	3	6	0	0	2	2	6	8	1.5	0.0	2.0

## NBA Playoff Statistics

Season	TM	G	GS	MP	Field Goals			3-Point			Free Throws			Rebounds					PF	PTS	RPG	APG	PPG		
					FG	FGA	FG%	3P	3PA	3P%	FT	FTA	FT%	ORB	DRB	TRB	AST	STL						BLK	TOV
2014-15	MEM	5	0	8	0	2	.000	0	1	.000	2	2	1.000	0	3	3	0	1	1	0	1	2	0.6	0.0	0.4
2015-16	MEM	4	0	72	12	22	.545	0	1	.000	3	6	.500	5	10	15	3	3	5	4	12	27	3.8	0.8	6.8
2016-17	MEM	6	2	118	17	36	.472	7	16	.438	3	3	1.000	3	17	20	2	0	0	4	21	44	3.3	0.3	7.33
<b>CAREER</b>		<b>15</b>	<b>2</b>	<b>198</b>	<b>29</b>	<b>60</b>	<b>.483</b>	<b>7</b>	<b>18</b>	<b>.389</b>	<b>8</b>	<b>11</b>	<b>.727</b>	<b>8</b>	<b>30</b>	<b>38</b>	<b>5</b>	<b>4</b>	<b>6</b>	<b>8</b>	<b>34</b>	<b>73</b>	<b>2.5</b>	<b>0.3</b>	<b>4.9</b>

## NBA G League Statistics

Season	TM	G	GS	MP	Field Goals			3-Point			Free Throws			Rebounds					PF	PTS	RPG	APG	PPG		
					FG	FGA	FG%	3P	3PA	3P%	FT	FTA	FT%	ORB	DRB	TRB	AST	STL						BLK	TOV
2012-13	AUS	40	25	969	196	395	.496	2	11	.182	97	124	.782	104	220	324	54	36	31	72	121	491	8.1	1.4	12.3
2014-15	AUS	20	20	629	179	310	.577	4	11	.364	97	115	.843	83	131	214	49	20	31	72	79	459	10.7	2.5	23.0
<b>CAREER</b>		<b>60</b>	<b>45</b>	<b>1598</b>	<b>375</b>	<b>705</b>	<b>.532</b>	<b>6</b>	<b>22</b>	<b>.273</b>	<b>194</b>	<b>239</b>	<b>.812</b>	<b>187</b>	<b>351</b>	<b>538</b>	<b>103</b>	<b>56</b>	<b>62</b>	<b>144</b>	<b>200</b>	<b>950</b>	<b>9.0</b>	<b>1.7</b>	<b>15.8</b>

## SINGLE GAME HIGHS

<b>PTS 29</b> 2/4/17, MEM at MIN	<b>FTA 12</b> 2/4/17, MEM at MIN	<b>AST 6</b> 3/7/16, MEM at CLE
<b>FGM 10</b> 3/25/16, MEM at SAS	<b>OREB 9</b> 3/30/16, MEM vs DEN	<b>STL 5</b> 11/30/16, MEM at TOR
<b>FGA 18</b> 3/25/16, MEM at SAS	<b>DREB 15</b> 12/8/16, MEM vs POR	<b>BLK 3</b> 12/3/16, MEM vs LAL (2x)
<b>FTM 12</b> 2/4/17, MEM at MIN	<b>REB 18</b> 12/8/16, MEM vs POR	<b>MIN 43</b> 12/5/16, MEM at NOP



PLAYERS

PLAYERS





PLAYERS



# 5 ANDREW HARRISON

**POSITION** GUARD  
**HEIGHT** 6'6"  
**WEIGHT** 213  
**NBA SEASONS** 1  
**PRIOR TO NBA** KENTUCKY

## NBA CAREER

**NBA Regular Season:** Has appeared in 72 games (18 starts) in his one NBA season and has averaged 5.9 points, 1.9 rebounds and 2.8 assists in 20.5 minutes while shooting 32.5 percent from the field, 27.6 percent from three-point range and 76.3 percent from the free throw line for the Memphis Grizzlies... Has missed two games due to injury and 10 games as a DNP (Coach's Decision)... Has scored in double figures 14 times, including one game with at least 20 points... His longest career streak of consecutive games in double figures is two (accomplished three times, last from Dec. 27-29, 2016).

**NBA Playoffs:** Has come off the bench in all six of his postseason appearances and has averaged 6.5 points, 1.8 rebounds and 2.2 assists in 19.8 minutes while shooting 44.8 percent from the field, 38.5 percent from three-point range and 88.9 percent from the free throw line... Has scored in double figures once.

**NBA G League:** Has appeared in 46 games (45 starts) in one season and has averaged 18.5 points, 4.3 rebounds, 4.9 assists and 1.46 steals in 35.2 minutes while shooting 43.7 percent from the field, 36.5 percent from three-point range and 78.3 percent from the free throw line for the Iowa Energy... Has scored in double figures 41 times, including 17 games with at least 20 points and six games with at least 30 points.

**2016-17 (Memphis):** Appeared in 72 games (18 starts) and averaged 5.9 points, 1.9 rebounds and 2.8 assists in 20.5 minutes while shooting 32.5 percent from the field, 27.6 percent from three-point range and 76.3 percent from the free throw line as a rookie... Missed a total of 10 games... Sidelined two games (March 31-April 2) with a right ankle sprain sustained on March 29 vs. Indiana... Listed as a DNP (Coach's Decision) eight times... Scored in double figures 14 times, including one game with at least 20 points... Led the Grizzlies in scoring once and in assists 14 times... Started and totaled four points, three rebounds and four assists while leading all players with 38 minutes in his NBA debut on Oct. 26 vs. Minnesota... Had a chase-down block of **Chris Paul** in Memphis' road win on Nov. 16 at LA Clippers... Scored a career-high 21 points on Nov. 30 at Toronto... Posted a career-high eight assists the next game on Dec. 1 vs. Orlando... **2017 Playoffs:** Came off the bench in all six games during the Grizzlies' first round series with the San Antonio Spurs and averaged 6.5 points, 1.8 rebounds and 2.2 assists in 19.8 minutes while shooting 44.8 percent from the field, 38.5 percent from three-point range and 88.9 percent from the free throw line... Scored in double figures once... Chased down and swatted away **Patty Mills'** go-ahead fast break layup attempt with 1:36 remaining in overtime in Memphis' Game 4 victory on April 20 vs. San Antonio.

**2015-16 (Iowa):** Appeared in 46 games (45 starts) and averaged 18.5 points, 4.3 rebounds, 4.9 assists and 1.46 steals in 35.2 minutes while shooting 43.7 percent from the field, 36.5 percent from three-point range and 78.3 percent from the free throw line in his first professional season with the NBA G League's Iowa Energy... Scored in double figures 41 times, including 17 games with at least 20 points and six games with at least 30 points... Scored an NBA G League career-high 36 points on Feb. 16 vs. Canton.

## NBA TRANSACTIONS

Drafted by the Phoenix Suns in the second round (44th overall) of the 2015 NBA Draft on June 25, 2015... Draft rights traded by the Phoenix Suns to the Memphis Grizzlies for **Jon Leuer** on June 25, 2015... Signed a multi-year contract with the Memphis Grizzlies on July 10, 2016.

## COLLEGE CAREER

Played two seasons at the University of Kentucky, appearing in 79 games (78 starts) for the Wildcats, and averaged 10.1 points, 2.7 rebounds and 3.8 assists in 28.6 minutes while shooting 37.2 percent from the field, 36.7 percent from three-point range and 77.7 percent from the free throw line... Led the Wildcats to the NCAA Final Four in both of his seasons in Lexington, advancing

to the NCAA National Championship Game as a freshman... His 298 assists rank 16th in the school's record books and are the most for a two-year player in program history... **2014-15 (Sophomore):** Appeared in 39 games (all starts) and averaged 9.3 points, 2.2 rebounds and 3.6 assists in 25.5 minutes while shooting 37.8 percent from the field, 38.3 percent from three-point range and 79.2 percent from the free throw line... Helped Kentucky become the first men's college basketball team to ever post a 38-0 record before falling to Wisconsin in the NCAA Final Four... The Wildcats' 38 wins tied the most in a single season in NCAA history... Played alongside twin brother **Aaron Harrison** and 2015 NBA draft picks **Karl-Anthony Towns** (No. 1 overall), **Willie Cauley-Stein** (No. 6 overall), **Trey Lyles** (No. 12 overall), **Devin Booker** (No. 13 overall) and **Dakari Johnson** (No. 48 overall)... Led Kentucky in free throws made (126) and attempted (159)... Named to the 2015 Midwest NCAA Region All-Tournament Team... Tabbed to the 2015 SEC All-Tournament Team... Became UK's all-time leader in assists through the first two years of a career after registering a team-high 139 assists to push his career total to 298... Led Kentucky in scoring (10.1 points) and assists (3.4) in the Wildcats' 10 games against ranked opponents... Sank the game-winning free throws on March 28, 2015 against Notre Dame to send Kentucky to the NCAA Final Four... Scored 11 of his 13 points in the first half of the NCAA Final Four on April 4, 2015 against Wisconsin... Posted 13 points and a career-high four steals in the Sweet 16 victory on March 26, 2015 over West Virginia... Tallied 14 points in Kentucky's second round NCAA Tournament win on March 19 vs. Hampton... Averaged 13.0 points and 3.0 assists in three games in guiding UK to the SEC Tournament Championship, netting 15 points in the SEC title game on March 15, 2015 vs. Arkansas... **2013-14 (Freshman):** Appeared in 40 games (39 starts) and averaged 10.9 points, 3.2 rebounds, 4.0 assists in 31.7 minutes while shooting 36.7 percent from the field, 35.1 percent from three-point range and 76.4 percent from the free throw line... Ranked third in UK freshman single-season history with 159 assists... Helped guide the Wildcats to the NCAA Tournament Championship Game against Connecticut... Averaged 9.8 points in six NCAA Tournament games, which included wins over Kansas State, Wichita State, Louisville, Michigan and Wisconsin... Scored 20 points in helping the Wildcats knock off No. 1-seeded Wichita State in the third round of the NCAA Tournament on March 23, 2015... Scored a career-high 26 points, including 10-of-10 shooting from the free throw line, on Jan. 18, 2014 vs. Tennessee.

## PERSONAL

Born Oct. 20, 1994 in San Antonio, Tex... Son of Aaron and Marian Harrison... Chose Kentucky over Maryland, SMU, Baylor, Kansas and Arizona... Twin brother **Aaron Harrison** played alongside Andrew in the backcourt at the University of Kentucky and has played in the NBA for the Charlotte Hornets and in the NBA G League for the Erie Bayhawks, Oklahoma City Blue, Greensboro Swarm and Delaware 87ers... Recorded 15.8 points, 7.0 rebounds and 7.0 assists as a senior at Travis High School, where he guided the team to a state title in 2013... Averaged 12.5 points, 4.9 rebounds and 6.0 assists as a junior, helping direct the squad to an appearance in the 5A State Championship game and a 36-4 overall record... Ranked as the top point guard in the country by all three recruiting services (Scout, Rivals and ESPN)... Suedited up for both the McDonald's High School All-America and Jordan Brand Classic games.

## NBA Regular Season Statistics

Season	TM	G	GS	MP	Field Goals			3-Point			Free Throws			Rebounds			STL	BLK	TOV	PF	PTS	RPG	APG	PPG	
					FG	FGA	FG%	3P	3PA	3P%	FT	FTA	FT%	ORB	DRB	TRB									AST
2016-17	MEM	72	18	1474	117	360	.325	43	156	.276	148	194	.763	23	113	136	198	54	20	85	194	425	1.9	2.8	5.9
CAREER		72	18	1474	117	360	.325	43	156	.276	148	194	.763	23	113	136	198	54	20	85	194	425	1.9	2.8	5.9

## NBA Playoff Statistics

Season	TM	G	GS	MP	Field Goals			3-Point			Free Throws			Rebounds			STL	BLK	TOV	PF	PTS	RPG	APG	PPG	
					FG	FGA	FG%	3P	3PA	3P%	FT	FTA	FT%	ORB	DRB	TRB									AST
2016-17	MEM	6	0	119	13	29	.448	5	13	.385	8	9	.889	4	7	11	13	3	1	3	14	39	1.8	2.2	6.5
CAREER		6	0	119	13	29	.448	5	13	.385	8	9	.889	4	7	11	13	3	1	3	14	39	1.8	2.2	6.5

## NBA G League Statistics

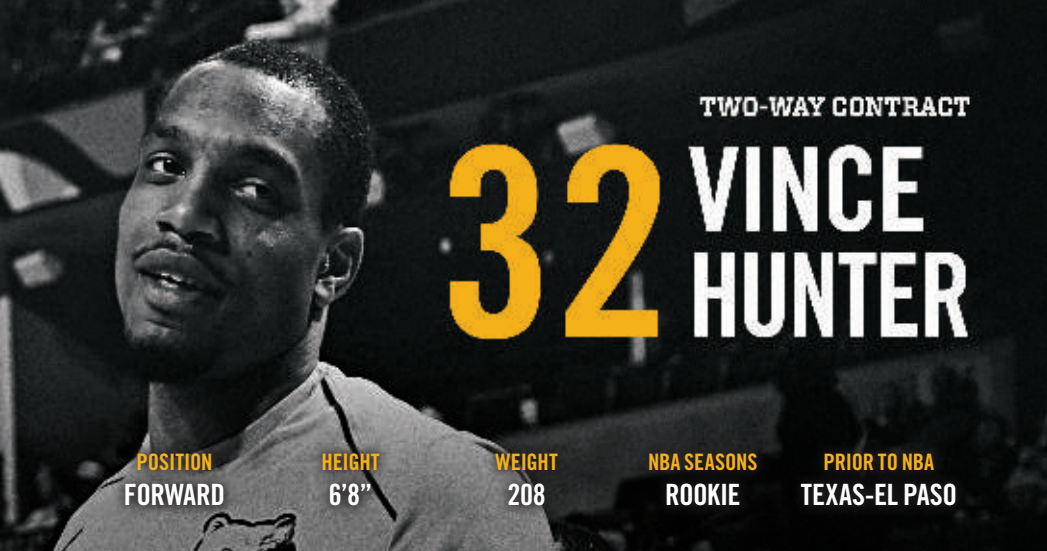
Season	TM	G	GS	MP	Field Goals			3-Point			Free Throws			Rebounds			STL	BLK	TOV	PF	PTS	RPG	APG	PPG	
					FG	FGA	FG%	3P	3PA	3P%	FT	FTA	FT%	ORB	DRB	TRB									AST
2015-16	IOW	46	45	1622	262	599	.437	76	208	.365	249	318	.783	22	177	199	226	67	24	148	146	849	4.3	4.9	18.5
CAREER		46	45	1622	262	599	.437	76	208	.365	249	318	.783	22	177	199	226	67	24	148	146	849	4.3	4.9	18.5

## SINGLE GAME HIGHS

<b>PTS</b> 21	11/30/16, MEM at TOR	<b>3FGA</b> 7	12/5/16, MEM at NOP	<b>AST</b> 8	12/1/16, MEM vs ORL
<b>FGM</b> 7	11/30/16, MEM at TOR	<b>FTM</b> 8	1/3/17, MEM at LAL	<b>STL</b> 6	11/1/16, MEM at MIN
<b>FGA</b> 13	12/5/16, MEM at NOP	<b>FTA</b> 10	1/3/17, MEM at LAL	<b>BLK</b> 3	12/13/16, MEM at CLE
<b>3FGM</b> 4	11/30/16, MEM at TOR	<b>REB</b> 5	1/4/17, MEM at LAC (3x)	<b>MIN</b> 44	12/27/16, MEM at BOS

INTRO  
PLAYERS  
EXECUTIVES  
BASKETBALL OPERATIONS  
BUSINESS OPERATIONS  
MEDIA  
COMMUNITY  
HISTORY  
PLAYOFFS  
REVIEW  
OPPONENTS  
NBA  
FREEFORUM  
AT A GLANCE





TWO-WAY CONTRACT

# 32 VINCE HUNTER

**POSITION**  
FORWARD

**HEIGHT**  
6'8"

**WEIGHT**  
208

**NBA SEASONS**  
ROOKIE

**PRIOR TO NBA**  
TEXAS-EL PASO

## NBA CAREER

**NBA G League:** Has appeared and started in 32 games in one season and has averaged 21.8 points, 11.3 rebounds, 1.4 assists, 1.00 steals and 1.53 blocks in 31.9 minutes while shooting 58.9 percent from the field and 65.9 percent from the free throw line for the Reno Bighorns... Has scored in double figures 29 times, including 21 games with at least 20 points and six games with at least 30 points... Has recorded double-digit rebounds 20 times, including one 20-rebound performance... Has posted 20 double-doubles... Represented the West as a reserve in the 2016 NBA G League All-Star Game.

**2016-17 (Chicago/Memphis):** Participated in training camp and preseason for the Chicago Bulls and Memphis Grizzlies before spending the season with Avtodor Saratov of the VTB United League in Russia.

**2015-16 (Sacramento/Reno):** Joined the Sacramento Kings for training camp before splitting the season between the Reno Bighorns in the NBA G League, Panathinaikos of the HEBA A1 League in Greece and BCM U Pitesti in the Divizia A League in Romania... NBA G League: Started all 32 games for the Bighorns and averaged 21.8 points, 11.3 rebounds, 1.4 assists, 1.00 steals and 1.53 blocks in 31.9 minutes while shooting 58.9 percent from the field and 65.9 percent from the free throw line... Represented the West as a reserve in the NBA G League All-Star Game and registered 12 points and seven rebounds in 14 minutes... Scored in double figures 29 times, including 21 games with at least 20 points and six games with at least 30 points... Recorded double-digit rebounds 20 times, including one 20-rebound effort... Posted 20 double-doubles... Registered 32 points and an NBA G League career-high 24 rebounds on Nov. 21 vs. Los Angeles... Scored an NBA G League career-high 36 points to go with 11 rebounds on Dec. 23 vs. Iowa... Scored 30 points (11-11 FG, 8-10 FT) on Jan. 28 vs. Bakersfield.

## NBA TRANSACTIONS

Undrafted in the 2015 NBA Draft on June 25, 2015... Signed with the Sacramento Kings as a free agent on Sept. 9, 2015... Waived by the Sacramento Kings on Oct. 15, 2015... Signed with the Chicago Bulls as a free agent on Sept. 16, 2016... Waived by the Chicago Bulls on Oct. 4, 2016... Signed with the Memphis Grizzlies as a free agent on Oct. 9, 2016... Waived by the Memphis Grizzlies on Oct. 20, 2016... Signed with the Memphis Grizzlies as a free agent on Sept. 11, 2017.

## INTERNATIONAL CAREER

Has played two seasons internationally with Avtodor Saratov of the VTB United League in Russia (2016-17), Panathinaikos of the HEBA A1 League in Greece (2015-16) and BCM U Pitesti in the Divizia A League in Romania (2015-16)... **2016-17 (Russia):** Appeared in 17 games (11 starts) for Avtodor Saratov and averaged 14.7 points, 7.7 rebounds, 1.0 assists, 1.41 steals and 1.22 blocks in 26.7 minutes while shooting 54.6 percent from the field and 67.6 percent from the free throw line... Competed in nine games (five starts) in the Basketball Champions League and averaged 14.6 points, 5.9 rebounds, 1.2 assists, 1.22 steals and 1.56 blocks in 24.7 minutes while shooting 62.7 percent from the field and 61.9 percent from the free throw line... **2015-16 (Greece/Romania):** Following his NBA G League All-Star campaign with the Reno Bighorns, played for Panathinaikos in Greece and BCM U Pitesti in Romania... Came off the bench in all 14 appearances for Panathinaikos in HEBA A1 competition and averaged 2.9 points and 3.3 rebounds in 9.0 minutes while shooting 46.2 percent from the field... Appeared in eight games as a reserve for Panathinaikos in Euroleague play and averaged 4.0 points and 1.9 rebounds in 7.9 minutes while shooting 60.0 percent from the field and 61.5 percent from the free throw line... Appeared in nine games off the bench for BCM U Pitesti in Divizia A competition and averaged 11.8 points and 4.9 rebounds in 19.5 minutes while shooting 56.1 percent from the field and 74.3 percent from the free throw line.

## COLLEGE CAREER

Played two seasons (2013-15) at the University of Texas El-Paso, appearing in 67 games (58 starts) for the Miners, and averaged 13.6 points, 7.9 rebounds, 1.5 assists and 1.01 steals in 27.1 minutes while shooting 54.0 percent from the field and 60.4 percent from the free throw line... **2014-15 (Sophomore):** Played 33 games (30 starts) and averaged 14.9 points, 9.2 rebounds, 1.7 assists, 1.24 steals and 1.03 blocks in 28.5 minutes while shooting 52.6 percent from the field and 60.2 percent from the free throw line... Named First Team All-Conference USA and NABC All-District (11) First Team... Led the team in scoring, rebounding and steals... **2013-14 (Freshman):** Appeared in 34 games (28 starts) and averaged 12.3 points, 6.5 rebounds and 1.3 assists in 25.8 minutes while shooting 55.8 percent from the field and 60.6 percent from the free throw line... Named the C-USA Freshman of the Year and selected Second Team All C-USA and C-USA All-Freshman Team... Earned NABC All-District (11) Second Team honors.

## PERSONAL

Born Aug. 5, 1994 in Detroit... Three-time Class C All-State honoree (two First Team, one Second Team) at Consortium College Preparatory High School in Detroit... Team MVP as a senior, guiding his team to a 20-4 record with averages of 26.5 points, 14 rebounds, four steals and four blocks.

## NBA G League Statistics

Season	TM	G	GS	MP	Field Goals			3-Point			Free Throws			Rebounds			AST	STL	BLK	TOV	PF	PTS	RPG	APG	PPG
					FG	FGA	FG%	3P	3PA	3P%	FT	FTA	FT%	ORB	DRB	TRB									
2015-16	REN	32	32	1020	261	443	.589	1	5	.200	174	264	.659	138	225	363	46	32	49	62	123	697	11.3	1.4	21.8
<b>CAREER</b>		<b>32</b>	<b>32</b>	<b>1020</b>	<b>261</b>	<b>443</b>	<b>.589</b>	<b>1</b>	<b>5</b>	<b>.200</b>	<b>174</b>	<b>264</b>	<b>.659</b>	<b>138</b>	<b>225</b>	<b>363</b>	<b>46</b>	<b>32</b>	<b>49</b>	<b>62</b>	<b>123</b>	<b>697</b>	<b>11.3</b>	<b>1.4</b>	<b>21.8</b>

INTRO

PLAYERS

EXECUTIVES

BASKETBALL OPERATIONS

BUSINESS OPERATIONS

MEDIA

COMMUNITY

HISTORY

PLAYOFFS

REVIEW

OPINIONS

NBA

FEDERFORUM

AT A GLANCE



PLAYERS

# 1 JARELL MARTIN

**POSITION**  
FORWARD

**HEIGHT**  
6'10"

**WEIGHT**  
239

**NBA SEASONS**  
2

**PRIOR TO NBA**  
LOUISIANA STATE

## NBA CAREER

**NBA Regular Season:** Has appeared in 69 games (three starts) during his two-year NBA career and has averaged 4.6 points and 3.6 rebounds in 13.6 minutes while shooting 41.9 percent from the field, 33.3 percent from three-point range and 75.9 percent from the free throw line for the Memphis Grizzlies... Has officially missed 32 games due to injury or illness, 18 games as a DNP (Coach's Decision), 43 games while on assignment to the NBA G League and two games as a healthy scratch on the team's inactive list... Has scored in double figures three times... Has recorded double-digit rebounds four times... Has posted one double-double.

**NBA Playoffs:** Has come off the bench in all five of his postseason appearances and has averaged 2.2 points and 2.2 rebounds in 11.2 minutes while shooting 36.4 percent from the field and 50.0 percent from the free throw line... Has missed two games due to injury and has been listed as a DNP (Coach's Decision) three times.

**NBA G League:** Has appeared in 32 games (25 starts) in two seasons and has averaged 15.6 points, 7.1 rebounds and 1.0 assists in 28.4 minutes while shooting 43.6 percent from the field, 29.8 percent from three-point range and 75.8 percent from the free throw line for the Iowa Energy... Has scored in double figures 28 times, including six games with at least 20 points and one game with at least 30 points... Has grabbed double-digit rebounds seven times, including one game with at least 20 rebounds... Has posted seven double-doubles.

**2016-17 (Memphis):** Appeared in 42 games (three starts) and averaged 3.9 points and 3.9 rebounds in 13.2 minutes while shooting 38.4 percent from the field, 36.0 percent from three-point range and 80.0 percent from the free throw line... Missed a total of 40 games... Listed as a DNP (Coach's Decision) 11 times, missed 28 games while on assignment to the NBA G League and sat out one game as a healthy scratch on the inactive list... Scored in double figures twice... Recorded double-digit rebounds four times... Posted one double-double... Led the team in rebounding five times... Played in 38 of the Grizzlies' first 39 games but appeared in only four of the team's final 43 contests, spending most of the second half of the season with the NBA G League's Iowa Energy... Scored a season-high 13 points on Oct. 29 at New York and matched that total on Dec. 10 vs. Golden State... Made his first career start on Oct. 30 vs. Washington... Grabbed a career-high 12 rebounds on Nov. 25 vs. Miami... Posted his first career double-double with 11 points and a career-high tying 12 rebounds on Nov. 28 vs. Charlotte... **NBA G League (Iowa):** Appeared in 22 games (19 starts) and averaged 15.9 points, 7.5 rebounds and 1.1 assists in 28.1 minutes while shooting 41.3 percent from the field, 30.0 percent from three-point range and 84.5 percent from the free throw line in his second season with the Iowa Energy... Posted a 28 percent increase in his free throw percentage from his first year in Iowa... Scored in double figures 19 times, including five games with at least 20 points and one game with at least 30 points... Recorded double-digit rebounds five times, including one game with at least 20 rebounds... Posted five double-doubles... Scored an NBA G League career-high 32 points on Jan. 28 vs. Northern Arizona... Posted 26 points and an NBA G League career-high 22 rebounds to go with four steals and four blocks on Feb. 23 vs. Salt Lake City... **2017 Playoffs:** Appeared in three games during the Grizzlies' first round series with the San Antonio Spurs and averaged 0.7 points and 1.3 rebounds in 3.3 minutes.

**2015-16 (Memphis):** Came off the bench in all 27 of his appearances and averaged 5.7 points and 3.2 rebounds in 14.1 minutes while shooting 46.6 percent from the field and 72.6 percent from the free throw line... Missed a total of 55 games... Sidelined 32 games due to injury, missing the first 24 games of the season (Oct. 28-Dec. 11) while recovering from offseason left foot surgery and sitting out eight games (Jan. 8-23) with a bone bruise in his left foot... Listed as a DNP (Coach's Decision) seven times... Missed 15 additional games while on assignment to the NBA G League and one game as a healthy scratch on the team's inactive list... Scored in double figures six times... Led the Grizzlies in scoring once and in rebounding once... Made his NBA debut on Dec. 18 at Dallas, logging three minutes... Appeared in the Grizzlies' final 24 games of the regular season... Scored a career-high 17 points on March 14 at Houston... **NBA G League (Iowa):** Appeared in 10 games (six starts) and averaged 15.0

points and 6.0 rebounds in 28.9 minutes while shooting 49.2 percent from the field and 56.5 percent from the free throw line for the Iowa Energy... Scored in double figures nine times... Recorded double-digit rebounds once and posted one double-double... Registered NBA G League season highs with 22 points and 13 rebounds on Feb. 3 at Texas... **2016 Playoffs:** Appeared in two games during the Grizzlies' first round series with the San Antonio Spurs and averaged 4.5 points, 3.5 rebounds and 1.50 steals in 23.0 minutes while shooting 37.5 percent from the field and 50.0 percent from the free throw line... Missed the final two games of the series with a sore left foot.

## NBA TRANSACTIONS

Drafted by the Memphis Grizzlies in the first round (25th overall) of the 2015 NBA Draft on June 25, 2015... Signed a multi-year contract with the Memphis Grizzlies on July 9, 2015.

## COLLEGE CAREER

In two seasons at Louisiana State University (2013-15), averaged 13.7 points, 6.9 rebounds and 1.4 assists in 30.7 minutes in 65 games (57 starts)... Shot .494 from the field, .308 from three-point range and .689 from the free throw line... Led the Tigers to the postseason in both of his seasons at LSU, including the 2014 National Invitation Tournament and the 2015 NCAA Tournament... **2014-15 (Sophomore):** Averaged 16.9 points, 9.2 rebounds and 1.8 assists in 35.1 minutes in 33 games (32 starts) in his final in Baton Rouge... Shot .509 from the field, .269 from three-point range and .690 from the free throw line... A consensus 2015 All-SEC First Team selection by both the coaches and The Associated Press... Guided LSU to its first NCAA Tournament appearance since 2009... Ranked third in the Southeastern Conference in scoring, rebounding and field goal percentage while placing second in defensive rebounds (6.3)... Ranked fourth in the SEC in minutes per game... Finished the season with eight consecutive double-digit scoring games, including a college career best of 28 points on Feb. 21, 2015 vs. Florida, 25 on Feb. 24, 2015 at Auburn and 27 on March 7, 2015 at Arkansas... Posted 16 points and 11 rebounds on March 19, 2015 against North Carolina State in the second round of the 2015 NCAA Tournament... Recorded a career-high 16 rebounds twice, first on Feb. 15, 2015 vs. Auburn and on March 13, 2015 against Auburn again in the quarterfinals of the SEC Tournament... Recorded 15 of his 16 career double-doubles as a sophomore... Grabbed 305 rebounds and, along with teammate **Jordan Mickey**, became the first LSU players to pull down 300 rebounds in a season since **Glen Davis** in 2007... Had two dunks make ESPN's Plays of the Day, including a windmill slam on Nov. 18, 2004 vs. Texas Tech and a between-the-legs dunk on Feb. 21, 2015 vs. Florida... **2013-14 (Freshman):** Averaged 10.3 points, 4.6 rebounds and 0.9 assists in 26.2 minutes in 34 games (25 starts)... Shot .471 from the field, .333 from three-point range and .689 from the free throw line... Named to the 2014 All-SEC Freshman Team after ranking ninth in the SEC among freshmen in scoring and seventh among SEC frosh in rebounding... Helped guide LSU to the 2014 NIT and averaged 13.0 points in the Tigers' two games during the tournament.

## PERSONAL

Born May 24, 1994 in Baton Rouge, La... Son of Joyce Veal... Has three siblings... Winner of the 2013 Farm Bureau/Mr. Basketball award given annually by the Louisiana Sports Writers Association to the top player in the state of Louisiana... Averaged 26.3 points, 14.8 rebounds, 4.7 assists and 4.1 blocks as a senior, leading Madison Prep to the school's first state title in Class B in 2013... Guided Madison Prep to the state semifinals in 2012... Named Class B Player of the Year by the Louisiana Association of Basketball Coaches in 2011 and 2012... Scored 10 points in the McDonald's All-Star Game, including a dunk that was rated the third-best "play of the day" on ESPN SportsCenter.

INTRO

PLAYERS

EXECUTIVES

BASKETBALL OPERATIONS

BUSINESS OPERATIONS

MEDIA

COMMUNITY

HISTORY

PLAYOFFS

REVIEW

OPONENTS

NBA

FEDERFORUM

AT A GLANCE





# JARELL MARTIN

## NBA Regular Season Statistics

Season	TM	G	GS	MP	Field Goals			3-Point			Free Throws			Rebounds											
					FG	FGA	FG%	3P	3PA	3P%	FT	FTA	FT%	ORB	DRB	TRB	AST	STL	BLK	TOV	PF	PTS	RPG	APG	PPG
2015-16	MEM	27	0	380	54	116	.466	0	2	.000	45	62	.726	39	47	86	15	8	7	19	58	153	3.2	0.6	5.7
2016-17	MEM	42	3	558	58	151	.384	9	25	.360	40	50	.800	42	120	162	8	17	9	28	91	165	3.9	0.2	3.9
<b>CAREER</b>		<b>69</b>	<b>3</b>	<b>938</b>	<b>112</b>	<b>267</b>	<b>.419</b>	<b>9</b>	<b>27</b>	<b>.333</b>	<b>85</b>	<b>112</b>	<b>.759</b>	<b>81</b>	<b>167</b>	<b>248</b>	<b>23</b>	<b>25</b>	<b>16</b>	<b>47</b>	<b>149</b>	<b>318</b>	<b>3.6</b>	<b>0.3</b>	<b>4.6</b>

## NBA Playoff Statistics

Season	TM	G	GS	MP	Field Goals			3-Point			Free Throws			Rebounds											
					FG	FGA	FG%	3P	3PA	3P%	FT	FTA	FT%	ORB	DRB	TRB	AST	STL	BLK	TOV	PF	PTS	RPG	APG	PPG
2015-16	MEM	2	0	46	3	8	.375	0	0	-	3	6	.500	4	3	7	1	3	0	3	4	9	3.5	0.5	4.5
2016-17	MEM	3	0	10	1	3	.333	0	0	-	0	0	-	2	2	4	0	1	0	0	2	2	1.3	0.0	0.7
<b>CAREER</b>		<b>5</b>	<b>0</b>	<b>56</b>	<b>4</b>	<b>11</b>	<b>.364</b>	<b>0</b>	<b>0</b>	<b>-</b>	<b>3</b>	<b>6</b>	<b>.500</b>	<b>6</b>	<b>5</b>	<b>11</b>	<b>1</b>	<b>4</b>	<b>0</b>	<b>3</b>	<b>6</b>	<b>11</b>	<b>2.2</b>	<b>0.2</b>	<b>2.2</b>

## NBA G League Statistics

Season	TM	G	GS	MP	Field Goals			3-Point			Free Throws			Rebounds											
					FG	FGA	FG%	3P	3PA	3P%	FT	FTA	FT%	ORB	DRB	TRB	AST	STL	BLK	TOV	PF	PTS	RPG	APG	PPG
2015-16	IOW	10	6	289	61	124	.492	2	7	.286	26	46	.565	18	42	60	7	8	5	21	32	150	6.0	0.7	15.0
2016-17	IOW	22	19	619	125	303	.413	12	40	.300	87	103	.845	51	115	166	25	15	24	49	78	349	7.5	1.1	15.9
<b>CAREER</b>		<b>32</b>	<b>25</b>	<b>908</b>	<b>186</b>	<b>427</b>	<b>.436</b>	<b>14</b>	<b>47</b>	<b>.298</b>	<b>113</b>	<b>149</b>	<b>.758</b>	<b>69</b>	<b>157</b>	<b>226</b>	<b>32</b>	<b>23</b>	<b>29</b>	<b>70</b>	<b>110</b>	<b>499</b>	<b>7.1</b>	<b>1.0</b>	<b>15.6</b>

## SINGLE GAME HIGHS

<b>PTS</b> 17	3/14/16, MEM at HOU	<b>FTA</b> 10	3/14/16, MEM at HOU	<b>AST</b> 2	4/12/16, MEM at LAC (4x)
<b>FGM</b> 7	3/9/16, MEM at BOS	<b>OREB</b> 6	3/19/16, MEM vs LAC	<b>STL</b> 2	4/9/17, MEM vs DET (9x)
<b>FGA</b> 13	11/28/16, MEM vs CHA	<b>DREB</b> 11	11/25/16, MEM vs MIA	<b>BLK</b> 1	4/9/17, MEM vs DET (16x)
<b>FTM</b> 9	3/14/16, MEM at HOU	<b>REB</b> 12	11/28/16, MEM vs CHA (2x)	<b>MIN</b> 29	3/14/16, MEM at HOU



PLAYERS

PLAYERS





**POSITION**  
GUARD

**HEIGHT**  
6'5"

**WEIGHT**  
195

**NBA SEASONS**  
4

**PRIOR TO NBA**  
KANSAS

## NBA CAREER

**NBA Regular Season:** Has appeared in 293 games (216 starts) during his four-year NBA career and has averaged 9.4 points, 2.6 rebounds and 1.2 assists in 25.5 minutes while shooting 41.7 percent from the field, 35.2 percent from three-point range and 78.0 percent from the free throw line for the Sacramento Kings... Has officially missed 15 game due to injury or illness, two games due to personal reasons and 18 games as a DNP (Coach's Decision)... Has scored in double figures 131 times, including 21 games with at least 20 points and one game with at least 30 points... Has recorded double-digit rebounds once and posted one double-double... His longest career streak of consecutive games scoring in double figures is eight (accomplished twice, last from Dec. 9-26, 2014)... His longest career streak of consecutive games played is a 211-game streak to start his career (Oct. 30, 2013-Jan. 30, 2016).

**2016-17 (Sacramento):** Appeared in 61 games (27 starts) and averaged 8.1 points and 2.1 rebounds in 19.3 minutes while shooting 43.0 percent from the field, 38.5 percent from three-point range and 75.3 percent from the free throw line... Missed a total of 21 games, including one game (Dec. 14) with a left quad contusion, two games (March 18-19) due to personal reasons and 18 games as a DNP (Coach's Decision)... Scored in double figures 17 times, including three games with at least 20 points... Grabbed double-digit rebounds once... Posted one double-double... Led the Kings in scoring six times... Scored a season-high 22 points on Feb. 10 vs. Atlanta, making a career-high six three-pointers, and matched that scoring total on March 29 vs. Utah and April 4 vs. Dallas... Recorded his first career double-double with 13 points and 10 rebounds on April 11 vs. Phoenix... Averaged 8.9 points (.458 FG%/.451 3P%/.807 FT%) at home compared to 7.1 points (.392 FG%/.279 3P%/.667 FT%) on the road.

**2015-16 (Sacramento):** Appeared in 68 games (53 starts) and averaged 7.8 points, 2.2 rebounds and 1.2 assists in 21.2 minutes while shooting 42.9 percent from the field, 36.2 percent from three-point range and 71.8 percent from the free throw line... Missed 14 games due to injury, including four games (Feb. 1, Feb. 7-10) with a sprained right wrist and 10 games (March 9-25) due to a non-displaced fracture of his right ring finger tip... His first game missed on Feb. 1 snapped a streak of 211 consecutive games played to start his career... Scored in double figures 20 times, including a pair of 20-point performances... Led the Kings in scoring three times... Scored a season-high 26 points on Jan. 28 at New Orleans.

**2014-15 (Sacramento):** Appeared and started in all 82 games and averaged a career-high 12.1 points, 2.9 rebounds and 1.7 assists in 32.6 minutes while shooting 43.7 percent from the field, 35.8 percent from three-point range and 81.3 percent from the free throw line... Scored in double figures 52 times, including 13 games with at least 20 points... Led the Kings in scoring in six games and in assists four games... Scored a season-high 27 points on March 11 at Charlotte... Registered a career-high seven assists on April 12 at Denver and April 15 at LA Lakers.

**2013-14 (Sacramento):** Appeared in all 82 games (55 starts) and averaged 8.8 points, 2.9 rebounds and 1.0 assists in 26.7 minutes while shooting 37.6 percent from the field, 32.0 percent from three-point range and 80.4 percent from the free throw line... Named NBA Western Conference Player of the Month for November 2013 after posting 9.1 points and 2.9 rebounds in 22.8 minutes... Selected to participate in the 2014 Sprite Slam Dunk Contest held on Feb. 15 at NBA All-Star Weekend in New Orleans, joining **Terrence Ross** (Toronto), **Paul George** (Indiana), **Damian Lillard** (Portland), **John Wall** (Washington) and **Harrison Barnes** (Golden State)... Scored in double figures in 33 games, including three games with at least 20 points and one game with at least 30 points... Scored a career-high 31 points on April 16 vs. Phoenix.

## NBA TRANSACTIONS

Drafted by the Sacramento Kings in the first round (seventh overall) of the 2013 NBA Draft on June 27, 2013... Signed a multi-year contract with the Sacramento Kings on July 13, 2013... Signed a multi-year contract with the Memphis Grizzlies as a free agent on July 6, 2017.

# BEN MCLEMORE



## COLLEGE CAREER

Played one season at the University of Kansas (2012-13), appearing and starting all 37 games for the Jayhawks, and averaged a team-high 15.9 points, 5.2 rebounds, 2.0 assists and 1.00 steals in 32.2 minutes while shooting 49.5 percent from the field, 42.0 percent from three-point range and 87.0 percent from the free throw line... Set the Kansas freshman record in scoring (third in the Big 12) and free throw percentage... Named Second Team All-America by The Associated Press, NABC and USBWA in 2013... Also chosen John R. Wooden Award All-America, Lute Olsen All-America Team, Third Team All-America by The Sporting News and USBWA Freshman All-America... Listed on the final ballot for the John R. Wooden Award given to the nation's top player, as well as one of 14 finalists for USBWA Oscar Robertson Player of the Year, 30 candidates for the Naismith Award and eight for the USBWA Wayman Tisdale Freshman of the Year... All-Big 12 First Team honoree by both the coaches and media as well as a Big 12 All-Rookie Team selection... Three-time Big 12 Rookie of the Week and one-time league player of the Week... Became only the second Jayhawk in the 17-year history of the Big 12 to win both awards in the same season... Scored at least 20 points 11 times, including three games with at least 30 points... His 36 points against West Virginia broke the Kansas freshman single-game scoring record and his three 30-point efforts also set a KU freshman single-season mark... Set Kansas freshman records in scoring (589 points) and free throw percentage... Paced the Big 12 in free throw percentage and ranked among the conference leaders in field goal percentage (eighth), three-point percentage (second), three-point field goals made per game (sixth, 2.0) and rebounds (20th)... Red-shirted in 2011-12, sitting out the season as a partial academic qualifier... Was able to practice with the team during the second semester... Made the Big 12 honor roll that semester with a GPA over 3.0.

## PERSONAL

Born Feb. 11, 1993 in St. Louis... Twitter: @BenMcLemore... Bestowed with the 2015-16 Oscar Robertson Triple-Double Award (Kings Community Impact award)... Became only the third player to be selected out of Kansas by the Kings in the Sacramento era, joining **Ryan Robertson** (second round, 45th overall, 1999) and **Thomas Robinson** (first round, fifth overall, 2012)... Averaged 16 points and seven rebounds over six games as a high school senior at Christian Life Center in Humble, Tex. after transferring there from Oak Hill Academy in Mouth of Wilson, Va... Ranked No. 17 nationally by Rivals.com... Spent his junior season at Wellston High School in St. Louis, averaging 28.3 points, 12.7 rebounds, 6.2 assists, 2.6 steals and 2.3 blocks... Wellston closed following the 2009-10 academic year... Lists "The Hangover" and "Friday" as favorite movies.

## NBA Regular Season Statistics

Season	TM	G	GS	MP	Field Goals			3-Point			Free Throws			Rebounds			AST	STL	BLK	TOV	PF	PTS	RPG	APG	PPG
					FG	FGA	FG%	3P	3PA	3P%	FT	FTA	FT%	ORB	DRB	TRB									
2013-14	SAC	82	55	2187	255	679	.376	95	297	.320	115	143	.804	53	182	235	82	45	18	96	201	720	2.9	1.0	8.8
2014-15	SAC	82	82	2670	363	831	.437	140	391	.358	130	160	.813	31	210	241	140	77	19	138	219	996	2.9	1.7	12.1
2015-16	SAC	68	53	1443	195	455	.429	67	185	.362	74	103	.718	34	114	148	79	52	10	99	140	531	2.2	1.2	7.8
2016-17	SAC	61	26	1176	180	419	.430	65	170	.382	70	93	.753	19	110	129	51	29	6	62	108	495	2.1	0.8	8.1
<b>CAREER</b>		<b>293</b>	<b>216</b>	<b>7476</b>	<b>993</b>	<b>2384</b>	<b>.417</b>	<b>367</b>	<b>1043</b>	<b>.352</b>	<b>389</b>	<b>499</b>	<b>.780</b>	<b>137</b>	<b>616</b>	<b>753</b>	<b>352</b>	<b>203</b>	<b>53</b>	<b>395</b>	<b>668</b>	<b>2742</b>	<b>2.6</b>	<b>1.2</b>	<b>9.4</b>

## SINGLE GAME HIGHS

<b>PTS</b>	<b>31</b>	4/16/14, SAC vs PHO	<b>3FGA</b>	<b>10</b>	2/10/17, SAC vs ATL (4x)	<b>AST</b>	<b>7</b>	4/15/15, SAC at LAL (2x)
<b>FGM</b>	<b>10</b>	4/13/16, SAC at HOU (3x)	<b>FTM</b>	<b>10</b>	2/27/15, SAC vs SAS (2x)	<b>STL</b>	<b>4</b>	2/10/17, SAC vs ATL (6x)
<b>FGA</b>	<b>20</b>	4/13/16, SAC at HOU (2x)	<b>FTA</b>	<b>15</b>	4/16/14, SAC vs PHO	<b>BLK</b>	<b>2</b>	2/8/15, SAC vs PHO (2x)
<b>3FGM</b>	<b>6</b>	2/10/17, SAC vs ATL	<b>REB</b>	<b>10</b>	4/11/17, SAC vs PHO	<b>MIN</b>	<b>50</b>	3/18/14, SAC vs WAS

INTRO

PLAYERS

EXECUTIVES

BASKETBALL OPERATIONS

BUSINESS OPERATIONS

MEDIA

COMMUNITY

HISTORY

PLAYOFFS

REVIEW


OPPONENTS

NBA

FREERFORUM

A TA GLANCE





TRAINING CAMP INVITEE

# 20 JEREMY MORGAN

INTRO PLAYERS EXECUTIVES BASKETBALL OPERATIONS

POSITION **GUARD** HEIGHT **6'5"** WEIGHT **192** NBA SEASONS **ROOKIE** PRIOR TO NBA **NORTHERN IOWA**

## NBA TRANSACTIONS

Undrafted in the 2017 NBA Draft on June 22, 2017... Signed with the Memphis Grizzlies as a free agent on July 9, 2017.

## NBA CAREER

Played four seasons (2013-17) at the University of Northern Iowa, appearing in 131 games (110 starts) for the Panthers, and averaged 9.3 points, 4.2 rebounds, 1.8 assists and 1.37 steals in 34.8 minutes while shooting 43.3 percent from the field, 36.4 percent from three-point range and 78.2 percent from the free throw line... Finished his collegiate career ranked second on UNI's all-time steals list with 179 -- one shy of **Brent Carmichael's** mark of 180, sixth on UNI's all-time blocked shots list (99) and fifth in three-pointers made (173)... Became the 10th Panther to score at least 1,200 points and grab 500 rebounds... Named to the MVC All-Tournament Team twice... **2016-17 (Senior):** Appeared in 29 games (all starts) and averaged 14.8 points, 5.8 rebounds, 2.7 assists, 1.76 steals and 1.14 blocks in 34.8 minutes while shooting 40.1 percent from the field, 35.5 percent from three-point range and 78.4 percent from the free throw line... Named Second Team All-MVC while being selected to the MVC All-Defensive Team for second straight year... Led UNI in scoring, rebounding, assists, blocks and steals... **2015-16 (Junior):** Started all 36 games and averaged 11.3 points, 5.3 rebounds, 2.3 assists and 1.94 steals in 32.2 minutes while shooting 48.5 percent from the field, 40.7 percent from three-point range and 80.5 percent from the free throw line... Named to the MVC All-Tournament Team and MVC All-Defensive Team... Led the MVC in steals (1.94) and had the fourth-most steals in a single-season at UNI... **2014-15 (Sophomore):** Appeared in 35 games (all starts) and averaged 5.6 points, 3.1 rebounds and 1.14 steals in 23.5 minutes while shooting 42.4 percent from the field, 33.3 percent from three-point range and 73.1 percent from the free throw line... **2013-14 (Freshman):** Appeared in 31 games (10 starts) and averaged 6.0 points, 2.7 rebounds and 1.4 assists in 21.9 minutes while shooting 42.2 percent from the field, 35.6 percent from three-point range and 77.4 percent from the free throw line... Named to the MVC All-Freshman Team.

## PERSONAL

Born May 8, 1995 in Coralville, Iowa... His father, Michael, played basketball at the University of Iowa from 1985-88... His mother, Cris, played basketball at Drake University from 1986-88... His sister also played basketball at Northern Iowa... Played at Iowa City West High School... Named the 2013 Iowa Gatorade Player of the Year... Helped lead Iowa City West to back-to-back 4A state championships in 2012 and 2013, posting identical 26-0 records in both seasons.







## 25 CHANDLER PARSONS

POSITION  
FORWARDHEIGHT  
6'10"WEIGHT  
230NBA SEASONS  
6PRIOR TO NBA  
FLORIDA

## NBA CAREER

**NBA Regular Season:** Has appeared in 374 games (358 starts) during his six-year NBA career and has averaged 13.6 points, 4.8 rebounds and 2.9 assists in 32.1 minutes while shooting 46.6 percent from the field, 37.3 percent from three-point range and 71.1 percent from the free throw line with the Houston Rockets, Dallas Mavericks and Memphis Grizzlies... Has officially missed 85 games due to injury or illness, nine games for scheduled rest and eight games as a DNP (Coach's Decision)... Has scored in double figures 248 times, including 83 games with at least 20 points and nine games with at least 30 points... His longest streak of consecutive games scoring in double figures is 17 (Dec. 8, 2013-Jan. 16, 2014)... Has grabbed double-digit rebounds 22 times... Has recorded double-digit assists three times... Has posted 23 double-doubles, including 21 point/rebound double-doubles and two point/assist double-doubles... His longest streak of consecutive games with a three-pointer made is 20 (Jan. 27-March 29, 2015)... Has recorded 175 games with multiple three-pointers made... His longest streak of consecutive games with a steal is 10 (accomplished twice, last from Dec. 17, 2012-Jan. 4, 2013)... His longest streak of consecutive games played is 58 (Dec. 1, 2012-March 30, 2013).

**NBA Playoffs:** Has started all 13 of his postseason appearances and has averaged 18.1 points, 6.6 rebounds and 2.9 assists in 40.4 minutes while shooting 43.7 percent from the field, 36.3 percent from three-point range and 69.0 percent from the free throw line for the Houston Rockets and Dallas Mavericks... Has missed 15 postseason games due to injury or illness... Has scored in double figures 12 times, including six games with at least 20 points... Has grabbed double-digit rebounds twice... Has posted two double-doubles.

**Honors:** **2012-13:** Voted a starter for Team Shaq in the BBVA Rising Stars Challenge on Feb. 13, 2013 as part of NBA All-Star Weekend in Houston... **2011-12:** Named to the NBA All-Rookie Second Team.

**2016-17 (Memphis):** Started all 34 of his games played and averaged 6.2 points, 2.5 rebounds and 1.6 assists in 19.9 minutes while shooting 33.8 percent from the field, 26.9 percent from three-point range and 81.4 percent from the free throw line... Missed a total of 48 games... Officially sidelined 39 games due to injury, including the first six games of the season (Oct. 26-Nov. 4) while rehabbing from offseason right knee surgery, 17 games (Nov. 19-Dec. 18) with a bone bruise in his left knee and 16 games (March 13-April 12) with a partial tear of the meniscus in his left knee (underwent season-ending surgery on March 20)... DNP (Coach's Decision) five times, including three games (Dec. 20, Jan. 25 and March 9) where he dressed despite being injured and two games (Jan. 20 and Feb. 4) where he dressed but was held out for scheduled recovery... Missed an additional four games (Dec. 27, Jan. 4, Jan. 28 and Feb. 10) for scheduled recovery... Scored in double figures seven times... Led the Grizzlies in scoring twice and in assists once... Made his Grizzlies debut on Nov. 6 vs. Portland... Led Memphis in scoring with 12 points on Nov. 18 at Dallas in his first game against his former team... Scored a season-high 14 points in 18 minutes on Jan. 11 at Oklahoma City... **2017 Playoffs:** Missed all six games during the Grizzlies' first round series against the San Antonio Spurs while recovering from left knee surgery.

**2015-16 (Dallas):** Appeared in 61 games (51 starts) and averaged 13.7 points, 4.7 rebounds and 2.8 assists in 29.5 minutes while shooting 49.2 percent from the field, 41.4 percent from three-point range and 68.4 percent from the free throw line... Ranked ninth in the NBA in three-point field goal percentage... Missed a total of 21 games... Sidelined 15 games due to injury, including the first two games of the season (Oct. 28-29) while recovering from arthroscopic right knee surgery he underwent on May 1 to address a cartilage injury and the final 13 games of the season (March 20-April 13) after undergoing arthroscopic right knee surgery on March 25 to address an injury to his right medial meniscus sustained on March 18 vs. Golden State... Missed six additional games for rest, including twice being listed as a DNP (Coach's Decision)... Scored in double figures 35 times, including 16 games with at least 20 points and two games with at least 30 points... Grabbed double-digit rebounds three times...

Recorded double-digit assists once... Recorded three double-doubles (all point/rebound)... Led the Mavericks in scoring 15 times... Over his final 30 games played, averaged 18.3 points, 5.8 rebounds and 3.1 assists in 34.3 minutes while shooting 52.0 percent from the field, 47.5 percent from three-point range and 76.7 percent from the free throw line... Scored a season-high 31 points on Jan. 24 at Houston... Tallied a season-high 11 rebounds on Feb. 1 at Atlanta and March 6 at Denver... Registered a season-high 10 assists on March 16 at Cleveland... **2016 Playoffs:** Missed all five games during the Mavericks' first round series against the Oklahoma City Thunder while recovering from right knee surgery.

**2014-15 (Dallas):** Started all of his 66 games played and averaged 15.7 points, 4.9 rebounds, 2.4 assists and 1.05 steals in 33.1 minutes while shooting 46.2 percent from the field, 38.0 percent from three-point range and 72.0 percent from the free throw line... Missed a total of 16 games due to injury or illness, including one game (Dec. 13) with low back soreness, two games (Jan. 30-31) due to illness, seven games (Feb. 22-March 6) with a left ankle injury sustained on Feb. 21 vs. Houston, and the final six games of the regular season (April 4-15) due to a right knee injury suffered on April 2 vs. Houston... Underwent arthroscopic surgery to address a cartilage injury to his right knee on May 1... Scored in double figures 53 times, including 18 games with at least 20 points and three games with at least 30 points... Grabbed double-digit rebounds three times... Posted three double-doubles... Scored a season-high 32 points on Dec. 17 at Detroit... Corralled a season-high 12 rebounds on Feb. 9 vs. LA Clippers... **2015 Playoffs:** Appeared in one playoff game, logging 10 points, six rebounds and two assists in 37 minutes in Game 1 of the Mavericks' first round series against the Houston Rockets... Missed the remaining four games of the series with a right knee injury.

**2013-14 (Houston):** Started all 74 of his appearances and averaged 16.6 points, 5.5 rebounds, 4.0 assists and 1.19 steals in 37.6 minutes while shooting 47.2 percent from the field, 37.0 percent from three-point range and 74.2 percent from the free throw line... One of four players (**Kevin Durant, LeBron James and Kevin Love**) to average at least 16.0 points, 5.0 rebounds and 4.0 assists and shoot at least 45.0 percent from the field... Missed a total of eight games... Sidelined seven games due to injury or illness, including two games (Dec. 2-4) with a sore back, three games (Jan. 8-11) with a sore right knee, one game (March 1) with an illness and one game (April 12) with a sore wrist and hip... Sat out the regular season finale on April 16 for scheduled rest... Scored in double figures 63 times, including 22 games with at least 20 points and two games with at least 30 points... Grabbed double-digit rebounds six times... Recorded double-digit assists once... Posted seven double-doubles, including six point/rebound double-doubles and one point/assist double-double... Hauled in a season-high 12 rebounds on Nov. 2 at Utah and Feb. 12 vs. Washington... Totaled 21 points and a season-high 11 assists on Nov. 20 at Dallas... Scored a career-high 34 points (11-17 FG, 10-14 3P, 2-2 FT) on Jan. 24 vs. Memphis, setting the franchise record for three-pointers in a game... Hit all six of his three-point attempts in the third quarter and finished 10-of-11 from long range in the second half, setting an NBA record for three-point field goals in a single half... Made 10 consecutive threes in the second half, tying the NBA record... **2014 Playoffs:** Started all six games during the Rockets' first round series with the Portland Trail Blazers and averaged 19.3 points, 6.8 rebounds and 2.3 assists in 41.7 minutes while shooting 43.8 percent from the field, 36.1 percent from three-point range and 73.3 percent from the free throw line... Scored in double figures six times, including three games with at least 20 points... Grabbed double-digit rebounds once, a postseason career-high 12 rebounds in Game 6 on May 2 at Portland... Posted one double-double.

**2012-13 (Houston):** Started all 76 of his games played and averaged 15.5 points, 4.3 rebounds and 3.5 assists in 36.3 minutes while shooting 48.6 percent from the field, 38.5 percent from three-point range and 72.9 percent from the free throw line... Voted a starter for Team Shaq and scored 13 points in the 2013 BBVA Rising Stars Challenge on Feb. 13 as part of NBA All-Star Weekend in Houston... Missed a total of six games due to injury or illness, including one game (Nov. 28) with a sore right shoulder, one game (April 1) due to illness and four games (April 5-12) with a strained right calf... Scored in double figures 60 times, including 22 games with at least 20 points and two games with at least 30 points... Grabbed double-digit rebounds eight times... Recorded double-digit assists once... Posted eight double-doubles, including seven point/rebound double-doubles and one point/assist double-double... Tallied 18 points and a career-high 13 rebounds on Nov. 21 vs. Chicago... Registered 16 points and a season-high 11 assists on Jan. 26 vs. Brooklyn... Scored a season-high 32 points (12-13 FG, 6-7 3P, 2-2 FT) on March 3 vs. Dallas... **2013 Playoffs:** Started all six games during the Rockets' first round series against the Oklahoma City Thunder and averaged 18.2 points, 6.5 rebounds and 3.7 assists in 39.7 minutes while shooting 45.2 percent from the field, 40.0 percent from three-point range and 64.3 percent from the free throw line... Scored in double figures five times, including three games with at least 20 points... Grabbed double-digit rebounds once and posted one double-double... Scored a postseason career-high 27 points to go with 10 rebounds and eight assists in Game 4 on April 29 vs. Oklahoma City, his first career playoff double-double.

**2011-12 (Houston):** Appeared in 63 games (57 starts) and averaged 9.5 points, 4.8 rebounds, 2.1 assists and 1.16 steals in 28.6 minutes while shooting 45.2 percent from the field, 33.7 percent from three-point range and 55.1 percent from the free throw line... Named to the NBA All-Rookie Second Team after ranking fourth among rookies in steals, tied for sixth in rebounding, tied for ninth in scoring and 10th in assists... Missed a total of three games... Sidelined two games for injury or illness, including one game (March 17) due to illness and one game (April 26) with a bruised right shoulder... DNP (Coach's Decision) once... Scored in double figures 30 times, including five games with at least 20 points... Grabbed double-digit rebounds twice and posted two double-doubles... Made his NBA debut on Dec. 29 vs. San Antonio... Scored a season-high 23 points on April 22 at Miami... Tallied a season-high 11 rebounds on March 22 vs. Golden State and March 24 vs. Dallas.





## NBA TRANSACTIONS

Drafted by the Houston Rockets in the second round (38th overall) of the 2011 NBA Draft on June 23, 2011... Draft rights traded by the Houston Rockets with **Brad Miller**, **Nikola Mirotic** and a 2013 first round draft pick to the Minnesota Timberwolves for **Jonny Flynn**, the draft rights to **Donatas Montiejunas** (20th overall) and a 2012 second round draft pick on June 23, 2011... Draft rights traded by the Minnesota Timberwolves to the Houston Rockets for cash considerations on June 23, 2011... Signed a multi-year contract with the Dallas Mavericks on July 13, 2014... Signed a multi-year contract with the Memphis Grizzlies on July 7, 2016.

## INTERNATIONAL CAREER

**2014:** Invited to the 2014 USA Basketball Men's National Team mini-camp held in Las Vegas from July 28-Aug. 1... Resumed training camp in Chicago as one of 16 finalists to the squad from Aug. 14-23... **2013:** Invited to the 2013 USA Basketball Men's National Team mini-camp held in Las Vegas from July 22-25... **2011 (France):** Played for Cholet Basket in France... Appeared in three French league games and averaged 10.0 points, 6.0 rebounds, 4.0 assists and 2.33 steals... In one EuroCup game, had 17 points, three rebounds and one steal... In one Euroleague Qualifying Round game, had two points, five rebounds and two assists... Left in November 2011 to rejoin the Houston Rockets in December 2011.

## COLLEGE CAREER

Played four seasons at the University of Florida, appearing in 142 games (82 starts) for the Gators, and averaged 10.2 points, 6.1 rebounds and 2.4 assists in 27.9 minutes while shooting 47.7 percent from the field, 33.7 percent from three-point range and 61.1 percent from the free throw line... Completed his collegiate career ranked 12th in school history with 1,452 points... Became the first Gator ever to be named Southeastern Conference Player of the Year as a senior in 2010-11... **2010-11 (Senior):** Appeared in 36 games (35 starts) as a senior and averaged 11.3 points, 7.8 rebounds and 3.8 assists in 34.1 minutes while shooting 48.0 percent from the field, 36.8 percent from three-point range and 55.7 percent from the free throw line... Named SEC Player of the Year and selected First Team All-SEC... Also named to the SEC All-Tournament, AP All-America Team and First Team NABC All-District 21... **2009-10 (Junior):** Appeared in 34 games (19 starts) and averaged 12.4 points, 6.9 rebounds, 2.6 assists and 1.15 steals in 31.0 minutes while shooting 49.3 percent from the field, 35.8 percent from three-point range and 66.2 percent from the free throw line... Became the 45th Gator to score 1,000 career points... The first player to school history to hit two true buzzer-beaters, making a 75-footer to beat North Carolina State on Jan. 10, 2010 and a spot-up three-pointer to beat South Carolina on Jan. 23, 2010... **2008-09 (Sophomore):** Appeared in 36 games (28 starts) and averaged 9.2 points, 5.7 rebounds, 1.8 assists and 1.06 steals in 26.0 minutes while shooting 46.0 percent from the field, 30.1 percent from three-point range and 55.7 percent from the free throw line... Earned Orange Bowl Classic MVP honors... **2007-08 (Freshman):** Came off the bench in all 36 appearances and averaged 8.1 points, 4.0 rebounds and 1.4 assists in 20.6 minutes while shooting 47.2 percent from the field, 32.4 percent from three-point range and 62.7 percent from the free throw line... Earned SEC All-Freshman honors.

## PERSONAL

Born Oct. 25, 1988 in Casselberry, Fla... Son of Gary and Terri Parsons... Grandfather, Don Parsons, played basketball at Rutgers and was drafted by the New York Knicks in the sixth round of the 1950 NBA Draft... Member of Team Texas for the Shooting Stars contest during the 2012 All-Star Saturday Night in Orlando... Graduated from the University of Florida with a degree in telecommunications... Made the Final Four in each of his three years on the varsity level at Lake Howell High School, helping the Silver Hawks to a 31-3 record and the 5A State championship as a senior... Named MVP of the 5A State championship... Named a Jordan All-American, an All-Conference selection and a First-Team 5A All-State selection his senior year in high school... Enjoys fashion and tennis... On Twitter, as @ChandlerParsons.

## NBA Regular Season Statistics

Season	TM	G	GS	MP	Field Goals			3-Point			Free Throws			Rebounds				PF	PTS	RPG	APG	PPG			
					FG	FGA	FG%	3P	3PA	3P%	FT	FTA	FT%	ORB	DRB	TRB	AST						STL	BLK	TOV
2011-12	HOU	63	57	1804	248	549	.452	60	178	.337	43	78	.551	90	210	300	134	73	29	81	142	599	4.8	2.1	9.5
2012-13	HOU	76	76	2758	456	939	.486	152	395	.385	113	155	.729	79	325	404	269	75	32	147	148	1177	5.3	3.5	15.5
2013-14	HOU	74	74	2783	466	987	.472	130	351	.370	164	221	.742	69	340	409	298	88	29	144	168	1226	5.5	4.0	16.6
2014-15	DAL	66	66	2186	383	829	.462	132	347	.380	139	193	.720	64	259	323	161	69	19	96	140	1037	4.9	2.4	15.7
2015-16	DAL	61	51	1799	320	651	.492	104	251	.414	93	136	.684	29	256	285	169	46	21	95	114	837	4.7	2.8	13.7
2016-17	MEM	34	34	675	75	222	.338	25	93	.269	35	43	.814	6	78	84	55	20	5	24	52	210	2.5	1.6	6.2
<b>CAREER</b>		<b>374</b>	<b>358</b>	<b>12005</b>	<b>1948</b>	<b>4177</b>	<b>.466</b>	<b>603</b>	<b>1615</b>	<b>.373</b>	<b>587</b>	<b>826</b>	<b>.711</b>	<b>337</b>	<b>1468</b>	<b>1805</b>	<b>1086</b>	<b>371</b>	<b>135</b>	<b>587</b>	<b>764</b>	<b>5086</b>	<b>4.8</b>	<b>2.9</b>	<b>13.6</b>
3 Seasons	HOU	213	207	7345	1170	2475	.473	342	924	.370	320	454	.705	238	875	1113	701	236	90	372	458	3002	5.2	3.3	14.1
2 Seasons	DAL	127	117	3985	703	1480	.475	236	598	.395	232	329	.705	93	515	608	330	115	40	191	254	1874	4.8	2.6	14.8
1 Season	MEM	34	34	675	75	222	.338	25	93	.269	35	43	.814	6	78	84	55	20	5	24	52	210	2.5	1.6	6.2

## NBA Playoff Statistics

Season	TM	G	GS	MP	Field Goals			3-Point			Free Throws			Rebounds				PF	PTS	RPG	APG	PPG			
					FG	FGA	FG%	3P	3PA	3P%	FT	FTA	FT%	ORB	DRB	TRB	AST						STL	BLK	TOV
2012-13	HOU	6	6	238	42	93	.452	16	40	.400	9	14	.643	7	32	39	22	1	2	18	19	109	6.5	3.7	18.2
2013-14	HOU	6	6	250	46	105	.438	13	36	.361	11	15	.733	6	35	41	14	4	2	5	19	116	6.8	2.3	19.3
2014-15	DAL	1	1	37	5	15	.333	0	4	.000	0	0	---	0	6	6	2	0	0	1	1	10	6.0	2.0	10.0
2015-16	DAL	Did Not Play (injury-right knee)																							
2016-17	MEM	Did Not Play (injury-left knee)																							
<b>CAREER</b>		<b>13</b>	<b>13</b>	<b>525</b>	<b>93</b>	<b>213</b>	<b>.437</b>	<b>29</b>	<b>80</b>	<b>.363</b>	<b>20</b>	<b>29</b>	<b>.690</b>	<b>13</b>	<b>73</b>	<b>86</b>	<b>38</b>	<b>5</b>	<b>4</b>	<b>24</b>	<b>39</b>	<b>235</b>	<b>6.6</b>	<b>2.9</b>	<b>18.1</b>
2 Seasons	HOU	12	12	488	88	198	.444	29	76	.382	20	29	.690	13	67	80	36	5	4	23	38	225	6.7	3.0	18.8
1 Season	DAL	1	1	37	5	15	.333	0	4	.000	0	0	---	0	6	6	2	0	0	1	1	10	6.0	2.0	10.0

## SINGLE GAME HIGHS

<b>PTS</b> 34	1/24/14, HOU vs MEM	<b>3FGA</b> 14	1/24/14, HOU vs MEM	<b>AST</b> 11	11/20/13, HOU at DAL (2x)
<b>FGM</b> 13	1/20/16, DAL vs MIN (2x)	<b>FTM</b> 10	4/4/14, HOU vs OKC	<b>STL</b> 5	12/17/12, HOU at NYK
<b>FGA</b> 24	2/20/14, HOU at GSW	<b>FTA</b> 11	4/4/14, HOU vs OKC (2x)	<b>BLK</b> 4	11/13/13, HOU at PHI
<b>3FGM</b> 10	1/24/14, HOU vs MEM	<b>REB</b> 13	11/21/12, HOU vs CHI	<b>MIN</b> 50	11/11/13, HOU vs TOR



# 10 IVAN RABB

**POSITION**  
FORWARD

**HEIGHT**  
6'10"

**WEIGHT**  
220

**NBA SEASONS**  
ROOKIE

**PRIOR TO NBA**  
CALIFORNIA

## NBA TRANSACTIONS

Drafted by the Orlando Magic in the second round (35th overall) of the 2017 NBA Draft on June 22, 2017... Draft rights traded by the Orlando Magic on draft night to the Memphis Grizzlies for a 2019 second round draft pick... Signed a multi-year contract with the Memphis Grizzlies on Sept. 21, 2017.

## INTERNATIONAL CAREER

Earned gold with USA Basketball at the 2013 U16 FIBA Americas and 2014 U17 FIBA Worlds.

## COLLEGE CAREER

Played two seasons at the University of California, appearing in 65 games (64 starts) for the Golden Bears, and averaged 13.2 points, 9.5 rebounds, 1.2 assists and 1.12 blocks in 30.6 minutes while shooting 54.4 percent from the field, 40.9 percent from three-point range and 66.6 percent from the free throw line... A two-time All-Pac 12 selection... **2016-17 (Sophomore):** Appeared in 31 games (30 starts) and averaged 14.0 points, 10.5 rebounds, 1.6 assists and 1.00 blocks in 32.6 minutes while shooting 48.4 percent from the field, 40.0 percent from three-point range and 66.3 percent from the free throw line... Named All-Pac 12 First Team and selected NABC and USBWA All-District... The Pac-12's leading rebounder both overall (10.5) and in conference action (11.4)... A top 10 finalist for the Karl Malone Power Forward of the Year... Led Cal in double-doubles (17), field goals (151) and free throws (124)... Recorded 20 rebounds to go with 17 points against UCLA, becoming the first Golden Bear to corral 20 rebounds since **Leon Powe** in 2006... Named Pac-12 Player of the Week once... **2015-16 (Freshman):** Started all 34 of his games and averaged 12.5 points, 8.5 rebounds and 1.24 blocks in 28.7 minutes while shooting 61.5 percent from the field, 50.0 percent from three-point range and 66.9 percent from the free throw line... Finished second in the Pac-12 in field goal percentage, blocks (42) and double-doubles (11)... Named All-Pac 12 Second Team and selected to the Pac-12 All-Freshman Team and Pac-12 All-Tournament Team.

## PERSONAL

Born Feb. 4, 1997 in Sacramento, Calif... Participated in the Nike Hoop Summit for the U.S. Junior Select Team... Competed in the McDonald's and Jordan Brand Classic All-American games during his high school career at Bishop O'Dowd High School in Oakland, Calif.

## NCAA Statistics

Season	School	Field Goals			3-Point			Free Throws			Rebounds			AST	STL	BLK	TOV	PF	PTS	RPG	APG	PPG		
		G	MP	FG	FGA	FG%	3P	3PA	3P%	FT	FTA	FT%	ORB										DRB	TRB
2015-16	California	34	975	161	262	615	1	2	500	103	154	669	94	196	290	31	18	42	52	105	426	8.5	0.9	12.5
2016-17	California	30	1012	151	312	484	8	20	400	124	187	663	94	230	324	48	21	31	67	96	434	10.5	1.5	14.0
<b>CAREER</b>		<b>65</b>	<b>1987</b>	<b>312</b>	<b>574</b>	<b>544</b>	<b>9</b>	<b>22</b>	<b>409</b>	<b>227</b>	<b>341</b>	<b>666</b>	<b>188</b>	<b>426</b>	<b>614</b>	<b>79</b>	<b>39</b>	<b>73</b>	<b>119</b>	<b>201</b>	<b>860</b>	<b>9.4</b>	<b>1.2</b>	<b>13.2</b>



## ServiceMaster appreciates a good defense.

Just like the Grizzlies defend the post, ServiceMaster companies protect and maintain more than 75,000 homes and businesses every day with expert pest control, cleaning, home warranties, home inspections, furniture repair and disaster restoration. Learn more at [ServiceMaster.com](http://ServiceMaster.com).

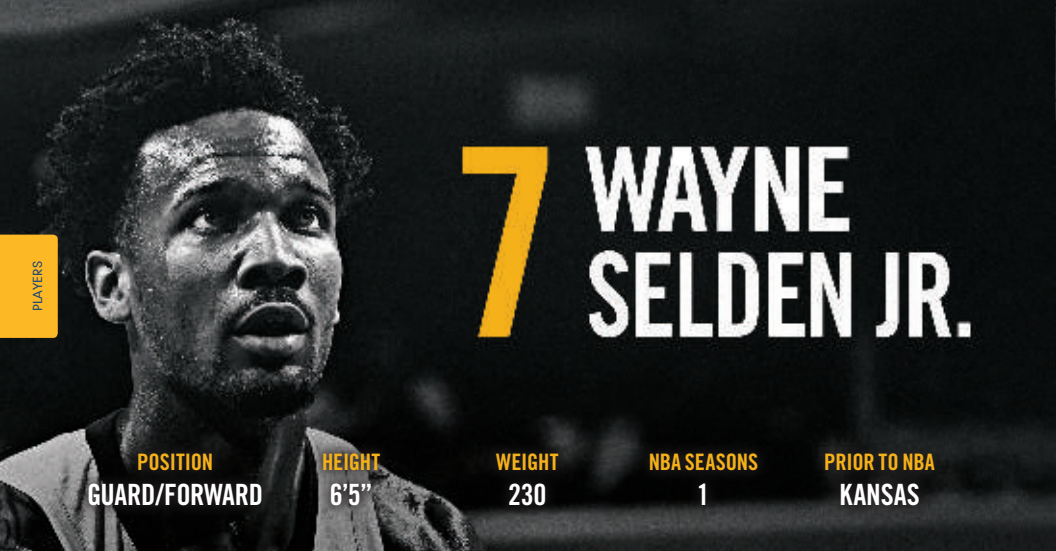
Proud sponsor of the Memphis Grizzlies.







PLAYERS



# 7 WAYNE SELDEN JR.

**POSITION** GUARD/FORWARD **HEIGHT** 6'5" **WEIGHT** 230 **NBA SEASONS** 1 **PRIOR TO NBA** KANSAS

## NBA CAREER

**NBA Regular Season:** Has appeared in 14 games (five starts) in his one NBA season and has averaged 5.1 points and 1.1 rebounds in 16.9 minutes while shooting 43.1 percent from the field, 25.0 percent from three-point range and 63.6 percent from the free throw line for the New Orleans Pelicans and Memphis Grizzlies... Has missed four games as a DNP (Coach's Decision)... Has scored in double figures four times.

**NBA Playoffs:** Has appeared in six postseason games (two starts) and has averaged 3.8 points, 1.5 rebounds and 1.2 assists in 17.7 minutes while shooting 34.6 percent from the field and 75.0 percent from the free throw line... Has scored in double figures once.

**NBA G League:** Has appeared in 35 games (21 starts) in one season and has averaged 18.5 points, 4.8 rebounds and 2.9 assists in 31.1 minutes while shooting 44.9 percent from the field, 34.9 percent from three-point range and 65.0 percent from the free throw line for the Iowa Energy... Has scored in double figures 33 times, including 15 games with at least 20 points and three game with at least 30 points... Has grabbed double-digit rebounds once times and posted one double-double.

**2016-17 (Iowa/New Orleans/Memphis):** Split his first professional season between the New Orleans Pelicans and Memphis Grizzlies in the NBA and the Iowa Energy in the NBA G League... Appeared in 14 total games (five starts) for the Grizzlies and Pelicans and averaged 5.1 points and 1.1 rebounds in 16.9 minutes while shooting 43.1 percent from the field, 25.0 percent from three-point range and 63.6 percent from the free throw line... Scored in double figures four times... Listed as a DNP (Coach's Decision) four times... Started the regular season in Iowa after spending training camp in Memphis... Signed a 10-day contract with New Orleans as a Call-Up on March 8... Started all three of his appearances for the Pelicans and averaged 5.3 points and 1.7 rebounds in 15.7 minutes while shooting 62.5 percent from the field, 57.1 percent from three-point range and 50.0 percent from the free throw line... Signed a multi-year contract with Memphis on March 18... Appeared in 11 games (two starts) and averaged 5.0 points, 1.0 rebounds and 1.1 assists in 17.2 minutes while shooting 40.0 percent from the field and 66.7 percent from the free throw line for the Grizzlies... **NBA G League (Iowa):** Appeared in 35 games (20 starts) and averaged 18.5 points, 4.8 rebounds and 2.9 assists in 31.1 minutes while shooting 44.9 percent from the field, 34.9 percent from three-point range and 65.0 percent from the free throw line for Iowa... Scored in double figures 33 times, including 15 games with at least 20 points and three games with at least 30 points... Grabbed double-digit rebounds once and posted one double-double... Registered 30 points and an NBA G League career-high 10 rebounds on Nov. 22 vs. Westchester... Scored an NBA G League career-high 31 points off the bench on Feb. 23 vs. Salt Lake City... **2017 Playoffs:** Appeared in six games (two starts) during the Grizzlies' first round series with the San Antonio Spurs and averaged 3.8 points, 1.5 rebounds and 1.2 assists in 17.7 minutes while shooting 34.6 percent from the field and 75.0 percent from the free throw line... Scored in double figures once.

## NBA TRANSACTIONS

Went unselected in the 2016 NBA Draft on June 23, 2016... Signed with the Memphis Grizzlies as a free agent on July 26, 2016... Waived by the Memphis Grizzlies on Oct. 22, 2016... Signed a 10-day contract with the New Orleans Pelicans on March 8, 2017... Signed with the Memphis Grizzlies to a multi-year contract on March 18, 2017... Signed with the Memphis Grizzlies to a multi-year contract on July 1, 2017.

## COLLEGE CAREER

Played three years at the University of Kansas, competing in 109 games (108 starts) for the Jayhawks, and averaged 11.0 points, 3.0 rebounds and 2.6 assists in 29.5 minutes while shooting 43.6 percent from the field, 36.6 percent from three-point range and 63.2 percent from the foul line... **2015-16 (Junior):** Appeared in 38 games (37 starts) and averaged 13.8 points, 3.5 rebounds

and 2.6 assists in 29.9 minutes while shooting 47.4 percent from the field, 39.2 percent from three-point range and 61.2 percent from the free throw line... Named All-Big 12 Second Team and selected to the NABC All-District VIII Second Team... **2014-15 (Sophomore):** Started all 36 of his games and averaged 9.4 points, 2.8 rebounds and 2.6 assists in 29.4 minutes while shooting 38.2 percent from the field, 36.5 percent from three-point range and 65.7 percent from the free throw line... Named All-Big 12 Honorable Mention... **2013-14 (Freshman):** Started all 35 games and averaged 9.7 points, 2.6 rebounds and 2.5 assists in 29.2 minutes while shooting 43.7 percent from the field, 32.8 percent from three-point range and 62.9 percent from the free throw line... Named All-Big 12 Honorable Mention.

## PERSONAL

Born Sept. 30, 1994 in Roxbury, Mass... A five-star high school recruit who earned 2013 McDonald's All-American honors at Tilton High School in Tilton, N.H.

## NBA Regular Season Statistics

Season	TM	G	GS	MP	Field Goals			3-Point			Free Throws			Rebounds			STL	BLK	TOV	PF	PTS	RPG	APG	PPG	
					FG	FGA	FG%	3P	3PA	3P%	FT	FTA	FT%	ORB	DRB	TRB									AST
2016-17	TOT	14	5	236	25	58	.431	7	28	.250	14	22	.636	1	15	16	13	6	1	12	18	71	1.1	0.9	5.1
2016-17	NOP	3	3	47	5	8	.625	4	7	.571	2	4	.500	0	5	5	1	2	0	3	6	16	1.7	0.3	5.3
2016-17	MEM	11	2	189	20	50	.400	3	21	.143	12	18	.667	1	10	11	12	4	1	9	12	55	1.0	1.1	5.0
<b>CAREER</b>		<b>14</b>	<b>5</b>	<b>236</b>	<b>25</b>	<b>58</b>	<b>.431</b>	<b>7</b>	<b>28</b>	<b>.250</b>	<b>14</b>	<b>22</b>	<b>.636</b>	<b>1</b>	<b>15</b>	<b>16</b>	<b>13</b>	<b>6</b>	<b>1</b>	<b>12</b>	<b>18</b>	<b>71</b>	<b>1.1</b>	<b>0.9</b>	<b>5.1</b>
1 Season	MEM	11	2	189	20	50	.400	3	21	.143	12	18	.667	1	10	11	12	4	1	9	12	55	1.0	1.1	5.0
1 Season	NOP	3	3	47	5	8	.625	4	7	.571	2	4	.500	0	5	5	1	2	0	3	6	16	1.7	0.3	5.3

## NBA Playoff Statistics

Season	TM	G	GS	MP	Field Goals			3-Point			Free Throws			Rebounds			STL	BLK	TOV	PF	PTS	RPG	APG	PPG	
					FG	FGA	FG%	3P	3PA	3P%	FT	FTA	FT%	ORB	DRB	TRB									AST
2016-17	MEM	6	2	106	9	26	.346	2	11	.182	3	4	.750	3	6	9	7	1	1	2	8	23	1.5	1.2	3.8
<b>CAREER</b>		<b>6</b>	<b>2</b>	<b>106</b>	<b>9</b>	<b>26</b>	<b>.346</b>	<b>2</b>	<b>11</b>	<b>.182</b>	<b>3</b>	<b>4</b>	<b>.750</b>	<b>3</b>	<b>6</b>	<b>9</b>	<b>7</b>	<b>1</b>	<b>1</b>	<b>2</b>	<b>8</b>	<b>23</b>	<b>1.5</b>	<b>1.2</b>	<b>3.8</b>

## NBA G League Statistics

Season	TM	G	GS	MP	Field Goals			3-Point			Free Throws			Rebounds			STL	BLK	TOV	PF	PTS	RPG	APG	PPG	
					FG	FGA	FG%	3P	3PA	3P%	FT	FTA	FT%	ORB	DRB	TRB									AST
2016-17	IOW	35	21	1070	239	532	.449	76	218	.349	93	143	.650	46	121	167	100	31	17	82	64	647	4.8	2.9	18.5
<b>CAREER</b>		<b>35</b>	<b>21</b>	<b>1070</b>	<b>239</b>	<b>532</b>	<b>.449</b>	<b>76</b>	<b>218</b>	<b>.349</b>	<b>93</b>	<b>143</b>	<b>.650</b>	<b>46</b>	<b>121</b>	<b>167</b>	<b>100</b>	<b>31</b>	<b>17</b>	<b>82</b>	<b>64</b>	<b>647</b>	<b>4.8</b>	<b>2.9</b>	<b>18.5</b>

## SINGLE GAME HIGHS

<b>PTS</b> 13	4/7/17, MEM vs NYK	<b>3FGA</b> 4	4/4/17, MEM at SAS (3x)	<b>AST</b> 3	4/5/17, MEM vs OKC (2x)
<b>FGM</b> 5	4/7/17, MEM vs NYK	<b>FTM</b> 3	4/7/17, MEM vs NYK (2x)	<b>STL</b> 2	4/4/17, MEM at SAS
<b>FGA</b> 9	4/9/17, MEM vs DET	<b>FTA</b> 6	4/4/17, MEM at SAS	<b>BLK</b> 1	4/4/17, MEM at SAS
<b>3FGM</b> 3	3/17/17, NOP vs HOU	<b>REB</b> 3	4/5/17, MEM vs OKC (2x)	<b>MIN</b> 32	4/7/17, MEM vs NYK

INTRO  
PLAYERS  
EXECUTIVES  
BASKETBALL OPERATIONS  
BUSINESS OPERATIONS  
MEDIA  
COMMUNITY  
HISTORY  
PLAYOFFS  
REVIEW  
OPPONENTS  
NBA  
FEEBFORUM  
A/T A GLANCE



TWO-WAY CONTRACT

# 2 KOBİ SIMMONS

**POSITION** GUARD      **HEIGHT** 6'4"      **WEIGHT** 170      **NBA SEASONS** ROOKIE      **PRIOR TO NBA** ARIZONA

## NBA TRANSACTIONS

Went unselected in the 2017 NBA Draft on June 22, 2017... Signed with the Memphis Grizzlies as a free agent on July 1, 2017.

## COLLEGE CAREER

Played one season at the University of Arizona, appearing in 37 games (19 starts) for the Wildcats, and averaged 8.7 points, 1.6 rebounds and 2.0 assists in 23.5 minutes while shooting 39.5 percent from the field, 32.7 percent from three-point range and 77.5 percent from the free throw line during the 2016-17 season.

## PERSONAL

Born July 4, 1997 in Alpharetta, Ga... A McDonald's All-American as a high school senior at St. Francis High School in Alpharetta, Ga... The 2016 Atlanta Journal-Constitution Player of the Year as a senior after averaging 26.6 points, 4.1 rebounds and 3.9 assists... Guided St. Francis to 100 wins, two state championships and four state championship appearances... The No. 18-ranked player and a five-star prospect on ESPN's 2016 Top 100.

## NCAA Statistics

Season	School	G	MP	Field Goals			3-Point			Free Throws			Rebounds					PF	PTS	RPG	APG	PPG		
				FG	FGA	FG%	3P	3PA	3P%	FT	FTA	FT%	ORB	DRB	TRB	AST	STL						BLK	TOV
2016-17	ARIZONA	37	871	112	282	.397	32	98	.327	69	89	.775	13	47	60	73	24	3	46	70	325	1.6	2.0	8.8
<b>CAREER</b>	<b>ARIZONA</b>	<b>37</b>	<b>871</b>	<b>112</b>	<b>282</b>	<b>.397</b>	<b>32</b>	<b>98</b>	<b>.327</b>	<b>69</b>	<b>89</b>	<b>.775</b>	<b>13</b>	<b>47</b>	<b>60</b>	<b>73</b>	<b>24</b>	<b>3</b>	<b>46</b>	<b>70</b>	<b>325</b>	<b>1.6</b>	<b>2.0</b>	<b>8.8</b>







PLAYERS

## 34 BRANDAN WRIGHT

POSITION	HEIGHT	WEIGHT	NBA SEASONS	PRIOR TO NBA
FORWARD/CENTER	6'10"	235	9	NORTH CAROLINA

## NBA CAREER

**NBA Regular Season:** Has appeared in 400 games (61 starts) during his nine-year NBA career and has averaged 7.1 points, 3.7 rebounds and 1.00 blocks in 16.4 minutes while shooting 60.8 percent from the field and 67.6 percent from the free throw line with the Golden State Warriors, New Jersey Nets, Dallas Mavericks, Boston Celtics, Phoenix Suns and Memphis Grizzlies... Has missed 305 games due to injury or illness, 92 games as a DNP (Coach's Decision) and six games due to personal reasons... Has scored in double figures 116 times, including four games with at least 20 points... Has recorded double-digit rebounds nine times... Has posted nine double-doubles... His longest streak of consecutive games scoring in double figures is eight (Nov. 11-24, 2014)... One of two players in NBA history (**DeAndre Jordan**) to convert at least 1,000 field goals and maintain a career shooting percentage of at least 60 percent.

**NBA Playoffs:** Has come off the bench in all 12 of his postseason appearances and averaged 3.5 points and 1.6 rebounds in 10.8 minutes while shooting 67.9 percent from the field for the Dallas Mavericks and Memphis Grizzlies... Has scored in double figures once... Listed as a DNP (Coach's Decision) five times.

**2016-17 (Memphis):** Appeared in 28 games (five starts) and averaged 6.8 points and 2.8 rebounds in 16.0 minutes while shooting 61.5 percent from the field and 65.7 percent from the free throw line... Missed a total of 54 games... Sidelined 49 games (Oct. 26-Jan. 28) with posterior tibialis tendinopathy of his left ankle... Underwent an arthroscopic procedure to debride his left ankle on Nov. 15... DNP (Coach's Decision) once (Feb. 3)... Away from the team for personal reasons for four games (Feb. 24-26, March 3-4)... Scored in double figures six times... Made his season debut on Jan. 30 at Phoenix and scored six points in five minutes... Scored a season-high 17 points in 21 minutes on Feb. 13 at Brooklyn... **2017 Playoffs:** Came off the bench in two games during the Grizzlies' first round series against the San Antonio Spurs and averaged 2.0 points and 1.0 rebounds in 6.0 minutes while shooting 40.0 percent from the field... DNP (Coach's Decision) four times.

**2015-16 (Memphis):** Appeared in 12 games (two starts) and averaged 6.9 points, 3.6 rebounds and 1.25 blocks in 17.7 minutes while shooting 67.3 percent from the field and 54.2 percent from the free throw line... Missed 70 games due to injury, including 20 games (Nov. 9-Dec. 16) with right knee soreness, 26 games (Dec. 18-Feb. 10) after undergoing right knee surgery on Dec. 17, and the final 24 games of the regular season (Feb. 29-April 13) with a right MCL sprain sustained on Feb. 27 at Phoenix... Scored in double figures twice... Scored a season-high 15 points on Feb. 24 vs. LA Lakers... **2016 Playoffs:** Missed all four games during the Grizzlies' first round series with the San Antonio Spurs while rehabbing a right MCL sprain.

**2014-15 (Dallas/Boston/Phoenix):** Split the season between the Dallas Mavericks, Boston Celtics and Phoenix Suns... Appeared in 75 games (seven starts) and averaged 7.3 points, 4.3 rebounds and 1.25 blocks in 19.3 minutes while shooting 64.2 percent from the field and 69.6 percent from the free throw line... Missed three games (Jan. 25, April 12-14) due to left heel/ankle soreness... Listed as a DNP (Coach's Decision) once (Jan. 7)... Inactive twice (Dec. 19 and Jan. 9) coinciding with his trades from Dallas to Boston and from Boston to Phoenix... Recorded career highs for rebounds per game and minutes per game... Also recorded career highs for points (544), rebounds (321), offensive rebounds (128), defensive rebounds (193), assists (41), steals (50), blocks (94) and games played... Scored in double figures 10 times... Recorded double-digit rebounds twice... Posted two double-doubles... Came off the bench in all 27 appearances for Dallas and averaged 8.8 points and 4.1 rebounds in 18.7 minutes while shooting 74.8 percent from the field and 75.0 percent from the free throw line before being traded to Boston... Appeared as a reserve in eight games for Boston and averaged 3.3 points and 2.1 rebounds in 10.8 minutes before being traded to Phoenix... Appeared in 40 games (seven starts) for Phoenix and averaged 7.0 points, 4.9 rebounds and 1.18 blocks in 21.5 minutes while shooting 58.0 percent from the field and 66.7 percent from the free throw line... Scored a season-high 18 points and 11 rebounds on March 15 vs. New York... Totaled 16 points and a season-high 12 rebounds on April 2 at Golden State.

**2013-14 (Dallas):** Came off the bench in all 58 appearances and averaged a career-high 9.1 points and 4.2 rebounds in 18.6 minutes while shooting a career-high 67.7 percent from the field and 72.6 percent from the free throw line... Missed 24 games due to injury and illness, including the first 23 games of the season (Oct. 30-Dec. 14) with a non-displaced fracture to his left shoulder and one game (Dec. 26) due to illness... Scored in double figures 21 times, including one game with at least 20 points... Recorded two games with double-digit rebounds and posted two double-doubles... Led all scorers with 19 points off the bench in his season debut on Dec. 14 vs. Milwaukee... Scored a season-high 23 points (10-10 FG, 3-3 FT), his highest scoring total with Dallas, on April 4 at LA Lakers, becoming the first Maverick to ever shoot 10-of-10 or better from the field in a game... **2014 Playoffs:** Appeared in six of seven games as a reserve during Dallas' first round series against the San Antonio Spurs and averaged 5.5 points, 2.0 rebounds and 1.00 blocks in 15.1 minutes while shooting 83.3 percent from the field... Scored a postseason career-high 11 points in Game 1 on April 20 at San Antonio... DNP (Coach's Decision) once.

**2012-13 (Dallas):** Appeared in 64 games (16 starts) and averaged 8.5 points, 4.1 rebounds and 1.19 blocks in 18.0 minutes while shooting 59.7 percent from the field and 61.5 percent from the free throw line... Missed a total of 18 games... Sidelined five games due to injury, including one game (Dec. 20) with a right ankle sprain and four games (Jan. 1-7) with a left quadriceps strain... DNP (Coach's Decision) 13 times... Scored in double figures 28 times, including two games with at least 20 points... Recorded double-digit rebounds once and posted one double-double... Scored his 1,000th career point on Nov. 5 vs. Portland... Led all scorers with a season-high 23 points on March 22 vs. Boston, the second time in his career in which he led all scorers... Recorded 17 points and a career-high 13 rebounds on March 30 vs. Chicago... Scored 20 points on April 5 at Sacramento.

**2011-12 (Dallas):** Came off the bench in all 49 appearances and averaged 6.9 points, 3.6 rebounds and a career-high 1.29 blocks in 16.1 minutes while shooting 61.8 percent from the field and 63.4 percent from the free throw line... Led the team in field goal percentage, blocks per game and total blocks... Missed a total of 17 games... Sidelined six games (March 3-10) with a concussion... DNP (Coach's Decision) 11 times... Scored in double figures 13 times... Recorded a career-high seven blocks on March 24 at Houston... Scored a season-high 17 points on April 20 vs. Golden State... **2012 Playoffs:** Appeared in four games as a reserve during Dallas' first round series against the Oklahoma City Thunder and averaged 1.3 points and 1.3 rebounds in 6.8 minutes.

**2010-11 (Golden State/New Jersey):** Split the season between the Golden State Warriors and New Jersey Nets... Appeared in 37 games (two starts) and averaged 3.8 points and 2.4 rebounds in 10.2 minutes while shooting 51.3 percent from the field and 67.7 percent from the free throw line... Missed a total of 45 games... Sidelined 21 games due to injury or illness, including one game (Nov. 3) with the flu and 20 games (Nov. 21-Dec. 29) with a lower back strain... DNP (Coach's Decision) 24 times... Scored in double figures four times... Recorded double-digit rebounds once and posted one double-double... Appeared in 21 games (one start) and averaged 4.0 points and 2.0 rebounds in 9.3 minutes with Golden State before being traded to New Jersey... Appeared in 16 games (one start) and averaged 3.6 points and 3.0 rebounds in 11.5 minutes for New Jersey... Talled season highs with 15 points and 11 rebounds in 29 minutes on April 1 at Philadelphia.

**2009-10 (Golden State):** Missed the entire season after undergoing left shoulder surgery to repair a torn labrum on Oct. 9... Sustained the shoulder injury during training camp on Oct. 3.

**2008-09 (Golden State):** Appeared in 39 games (23 starts) and averaged 8.3 points and 4.0 rebounds in 17.6 minutes while shooting 52.8 percent from the field and 74.1 percent from the free throw line... Missed a total of 43 games... Sidelined 41 games due to injury or illness... DNP (Coach's Decision) twice... Scored in double figures 16 times, including one game with at least 20 points... Recorded double-digit rebounds twice and posted two double-doubles... Scored a career-high 25 points in 29 minutes on March 20 vs. Philadelphia, his first career instance to lead all scorers.

**2007-08 (Golden State):** Appeared in 38 games (six starts) and averaged 4.0 points and 2.6 rebounds in 9.9 minutes while shooting 55.4 percent from the field and 67.5 percent from the free throw line as a rookie... Missed a total of 44 games... Sidelined the final four games of the season (April 10-16) with a groin strain... DNP (Coach's Decision) 40 times... Scored in double figures four times, including a season-high 13 points on March 2 vs. Portland.

## NBA TRANSACTIONS

Drafted by the Charlotte Bobcats in the first round (eighth overall) of the 2007 NBA Draft on June 28, 2007... Draft rights traded on draft night to the Golden State Warriors for **Jason Richardson** and **Jermareo Davidson**... Signed a multi-year contract with the Golden State Warriors on July 5, 2007... Traded by the Golden State Warriors with **Dan Gadzuric** to the New Jersey Nets for **Troy Murphy** and a 2012 second round draft pick on Feb. 23, 2011... Signed a multi-year contract with the Dallas Mavericks on Dec. 9, 2011... Re-signed a multi-year contract with the Dallas Mavericks on July 25, 2013... Traded by the Dallas Mavericks with **Jaе Crowder**, **Jameer Nelson**, a 2015 first round draft pick and a 2016 second round draft pick to the Boston Celtics for **Rajon Rondo** and **Dwight Powell** on Dec. 18, 2014... Traded by the Boston Celtics to the Phoenix Suns for a 2015 first round draft pick on Jan. 9, 2015... Signed a multi-year contract with the Memphis Grizzlies on July 9, 2015.

INTRO

PLAYERS

EXECUTIVES

BASKETBALL OPERATIONS

BUSINESS OPERATIONS

MEDIA

COMMUNITY

HISTORY

PLAYOFFS

REVIEW

OPINIONS

NBA

FEDERFORUM

AT A GLANCE

67



# BRANDAN WRIGHT

## COLLEGE CAREER

Played one season at the University of North Carolina, averaging 14.7 points, 6.2 rebounds, 1.0 assists and 1.76 blocks in 37 games (all starts) for the Tarheels... Named the 2007 Atlantic Coast Conference Rookie of the Year and earned Second Team All-ACC honors... Shot .646 from the field, leading the conference and marking the best shooting percentage ever by an ACC freshman... Named MVP of the ACC Tournament, becoming the fifth freshman in conference history to win the award... Named to the NCAA All-East Regional Team after averaging 12.8 points and 7.0 rebounds in four tournament contests... Led the team in blocks (65, 6th in the ACC) while finishing second on the team in scoring (13th in the ACC) and rebounding (14th in the ACC)... Posted eight games with 20+ points... Scored a career-high 24 points on Feb. 21, 2007 vs. North Carolina State.

## PERSONAL

Born Oct. 5, 1987 in Nashville, Tenn... Full name is Brandan Keith Wright... Has two younger brothers, Brian and Trevor... Younger brother Brian played basketball at Lipscomb University in Nashville... In high school, was a two-time Parade All-America selection at Brentwood Academy... Earned Tennessee's Division II Mr. Basketball title in 2004, 2005 and 2006, becoming the first three-time recipient at any level of Tennessee basketball... Four-time MVP of the Tennessee Division II private school state championship tournament... Led Brentwood Academy to four consecutive state titles, a first in Tennessee high school basketball history... As a senior, averaged 22.4 points, 9.4 rebounds and 5.1 blocks, including four triple-doubles (points/rebounds/blocks)... The first Nashville native to play for the Memphis Grizzlies... Enjoys playing video games, fishing, bowling and golfing... Lists his high school coach **George Pitts** as the person he admires most... Favorite actor is **Will Smith** and favorite movie is *Bad Boys II*... Was a pitcher while playing baseball as a youth... Favorite teams in other sports include the Tennessee Titans, Atlanta Braves and Nashville Predators.

## NBA Regular Season Statistics

Season	TM	G	GS	Field Goals			3-Point			Free Throws			Rebounds					PF	PTS	RPG	APG	PPG			
				FG	FGA	FG%	3P	3PA	3P%	FT	FTA	FT%	ORB	DRB	TRB	AST	STL						BLK	TOV	
2007-08	GSW	38	6	376	62	112	55.4	0	0	0	27	40	67.5	38	61	99	9	6	22	13	36	151	2.6	0.2	4.0
2008-09	GSW	39	23	688	130	246	528	0	4	.000	63	85	.741	62	95	157	21	22	37	23	74	323	4.0	0.5	8.3
2009-10	GSW	Did Not Play (injury-shoulder)																							
2010-11	TOT	37	2	379	60	117	513	0	0	-	21	31	.677	31	58	89	12	11	17	14	34	141	2.4	0.3	3.8
2010-11	GSW	21	1	195	38	63	603	0	0	-	7	14	.500	14	27	41	5	3	10	10	19	83	2.0	0.2	4.0
2010-11	NJN	16	1	184	22	54	407	0	0	-	14	17	.824	17	31	48	7	8	7	4	15	58	3.0	0.4	3.6
2011-12	DAL	49	0	791	144	233	618	0	1	.000	52	82	.634	62	112	174	13	22	63	21	61	340	3.6	0.3	6.9
2012-13	DAL	64	16	1149	241	404	597	0	3	.000	59	96	.615	85	175	260	38	26	76	34	78	541	4.1	0.6	8.5
2013-14	DAL	58	0	1077	224	331	677	0	0	-	77	106	.726	102	142	244	31	32	55	35	94	525	4.2	0.5	9.1
2014-15	TOT	75	7	1449	233	363	642	0	3	.000	78	112	.696	128	193	321	41	50	94	34	102	544	4.3	0.5	7.3
2014-15	DAL	27	0	505	101	135	748	0	0	-	36	48	.750	51	59	110	10	17	42	13	44	238	4.1	0.4	8.8
2014-15	BOS	8	0	86	12	21	571	0	0	-	2	4	.500	7	10	17	8	1	5	5	4	26	2.1	1.0	3.3
2014-15	PHO	40	0	788	120	207	580	0	3	.000	40	60	.667	70	124	194	23	32	47	16	54	280	4.9	0.6	7.0
2015-16	MEM	12	2	212	35	52	673	0	0	-	13	24	.542	14	29	43	6	5	15	10	21	83	3.6	0.5	6.9
2016-17	MEM	28	5	447	83	135	615	0	1	.000	23	35	.657	31	47	78	15	11	20	10	42	189	2.8	0.5	6.8
<b>CAREER</b>		<b>400</b>	<b>61</b>	<b>6568</b>	<b>1212</b>	<b>1993</b>	<b>608</b>	<b>0</b>	<b>12</b>	<b>.000</b>	<b>413</b>	<b>611</b>	<b>.676</b>	<b>553</b>	<b>912</b>	<b>1465</b>	<b>186</b>	<b>185</b>	<b>399</b>	<b>194</b>	<b>542</b>	<b>2837</b>	<b>3.7</b>	<b>0.5</b>	<b>7.1</b>

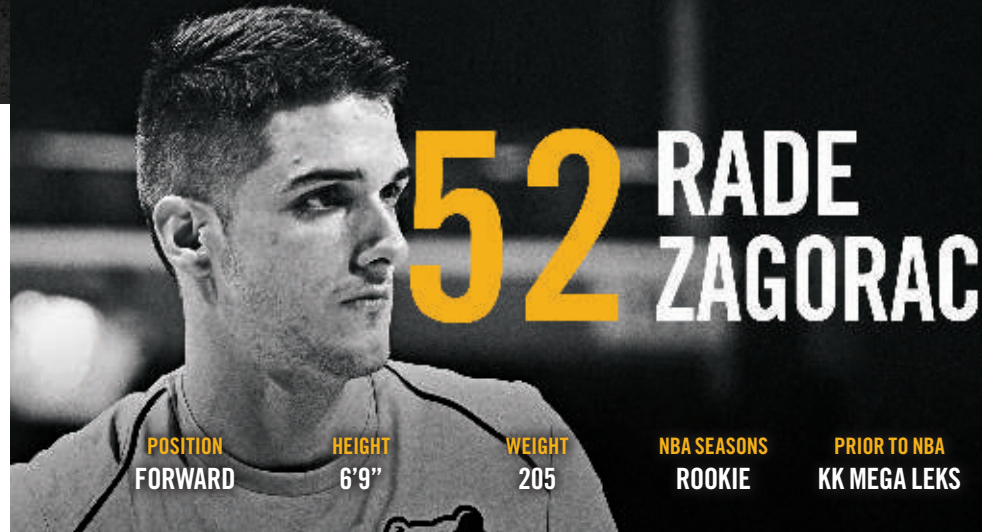
4 Seasons	DAL	198	16	3522	710	1103	644	0	4	.000	224	332	.675	300	488	788	92	97	236	103	277	1644	4.0	0.5	8.3
3 Seasons	GSW	98	30	1259	230	421	546	0	4	.000	97	139	.698	114	183	297	35	31	69	46	129	557	3.0	0.4	5.7
2 Seasons	PHO	40	7	858	120	207	580	0	3	.000	40	60	.667	70	124	194	23	32	47	16	54	280	4.9	0.6	7.0
1 Season	MEM	40	7	659	118	187	631	0	1	.000	36	59	.610	45	76	121	21	16	35	20	63	272	3.0	0.5	6.8
1 Season	NJN	16	1	184	22	54	407	0	0	-	14	17	.824	17	31	48	7	8	7	4	15	58	3.0	0.4	3.6
1 Season	BOS	8	0	86	12	21	571	0	0	-	2	4	.500	7	10	17	8	1	5	5	4	26	2.1	1.0	3.3

## NBA Playoff Statistics

Season	TM	G	GS	Field Goals			3-Point			Free Throws			Rebounds					PF	PTS	RPG	APG	PPG			
				FG	FGA	FG%	3P	3PA	3P%	FT	FTA	FT%	ORB	DRB	TRB	AST	STL						BLK	TOV	
2011-12	DAL	4	0	27	2	5	400	0	0	-	1	2	.500	2	3	5	0	1	1	3	4	5	1.3	0.0	1.3
2013-14	DAL	6	0	90	15	18	833	0	0	-	3	6	.500	5	7	12	8	2	6	2	8	33	2.0	1.3	5.5
2016-17	MEM	2	0	12	2	5	400	0	0	-	0	0	-	1	1	2	0	0	2	1	0	4	1.0	0.0	2.0
<b>CAREER</b>		<b>12</b>	<b>0</b>	<b>129</b>	<b>19</b>	<b>28</b>	<b>679</b>	<b>0</b>	<b>0</b>	<b>-</b>	<b>4</b>	<b>8</b>	<b>.500</b>	<b>8</b>	<b>11</b>	<b>19</b>	<b>8</b>	<b>3</b>	<b>9</b>	<b>6</b>	<b>12</b>	<b>42</b>	<b>1.6</b>	<b>0.7</b>	<b>3.5</b>
2 Seasons	DAL	10	0	117	17	23	739	0	0	-	4	8	.500	7	10	17	8	3	7	5	12	38	1.7	0.8	3.8
1 Season	MEM	2	0	12	2	5	400	0	0	-	0	0	-	1	1	2	0	0	2	1	0	4	1.0	0.0	2.0

## SINGLE GAME HIGHS

<b>PTS</b>	<b>25</b>	3/20/09, GSW vs PHI	<b>FTA</b>	<b>8</b>	12/28/08, GSW at LAL (2x)	<b>AST</b>	<b>4</b>	3/19/09, GSW at LAL (2x)
<b>FGM</b>	<b>11</b>	3/22/13, DAL vs BOS	<b>OREB</b>	<b>6</b>	11/22/14, DAL at HOU (3x)	<b>STL</b>	<b>4</b>	12/7/14, DAL vs MIL
<b>FGA</b>	<b>16</b>	3/22/13, DAL vs BOS	<b>DREB</b>	<b>8</b>	3/15/15, PHO vs NYK (2x)	<b>BLK</b>	<b>7</b>	3/19/15, PHO vs NO (2x)
<b>FTM</b>	<b>6</b>	11/13/14, DAL vs PHI (3x)	<b>REB</b>	<b>13</b>	3/30/13, DAL vs CHI (2x)	<b>MINT</b>	<b>38</b>	3/19/15, PHO vs NOP



POSITION  
FORWARD

HEIGHT  
6'9"

WEIGHT  
205

NBA SEASONS  
ROOKIE

PRIOR TO NBA  
KK MEGA LEKS

## NBA TRANSACTIONS

Drafted by the Boston Celtics in the second round (35th overall) of the 2016 NBA Draft on June 23, 2016... Draft rights traded by the Boston Celtics to the Memphis Grizzlies on draft night for a 2019 first round draft pick... Signed a multi-year contract with the Memphis Grizzlies on July 17, 2017.

## INTERNATIONAL CAREER

Has played professionally in Serbia, primarily for KK Mega Leks, since he was 16 years old... **2016-17 (Serbia):** Appeared in 26 games (23 starts) for KK Mega Leks in the Liga ABA and averaged 15.0 points, 6.5 rebounds, 2.5 assists and 1.38 steals in 29.4 minutes while shooting 42.4 percent from the field, 33.6 percent from three-point range and 75.4 percent from the free throw line in Serbia's Liga ABA... Competed in 12 games (11 starts) in Serbian BCL play and averaged 12.6 points, 6.1 rebounds, 2.5 assists and 1.83 steals in 29.5 minutes while shooting 42.4 percent from the field, 32.4 percent from three-point range and 84.6 percent from the free throw line... **2015-16 (Serbia):** Appeared in 13 games (six starts) for KK Mega Leks in Liga ABA and averaged 13.1 points, 5.9 rebounds, 2.4 assists and 1.69 steals in 29.4 minutes while shooting 45.1 percent from the field, 27.8 percent from three-point range and 83.3 percent from the free throw line... Competed in 13 games (12 starts) in the Serbian KLS and averaged 14.7 points, 6.2 rebounds, 3.1 assists and 2.38 steals in 27.4 minutes while shooting 60.3 percent from the field, 48.4 percent from three-point range and 66.7 percent from the free throw line... Serbian Cup winner... **2014-15 (Serbia):** Appeared in 23 games (21 starts) for KK Mega Leks in Liga ABA and averaged 11.2 points, 3.4 rebounds and 1.9 assists in 29.3 minutes while shooting 44.7 percent from the field, 39.7 percent from three-point range and 72.6 from the free throw line... Competed in 15 games (13 starts) in KLS and averaged 8.4 points, 2.9 rebounds, 2.1 assists and 1.33 steals in 23.3 minutes while shooting 41.7 percent from the field, 30.4 percent from three-point range and 78.0 percent from the free throw line... **2013-14 (Serbia):** Appeared in 24 games (23 starts) for KK Smederevo 1953 in the KLS and averaged 15.3 points, 4.9 rebounds, 1.8 assists and 1.17 steals in 33.6 minutes while shooting 46.2 percent from the field, 31.0 percent from three-point range and 76.9 percent from the free throw line... **2012-13 (Serbia):** Appeared in seven games (two starts) for KK Mega Leks in the Serbian KLS and averaged 1.7 points and 1.3 rebounds in 7.0 minutes while shooting 50.0 percent from the field... Started all four games for the KK Mega Leks Junior Team and averaged 13.0 points, 5.5 rebounds, 2.0 assists and 1.75 assists in 31.8 minutes while shooting 40.8 percent from the field, 20.0 percent from three-point range and 58.8 percent from the free throw line... **2011-12 (Serbia):** Appeared in five games (two starts) for the KK Mega Leks Junior Team in the Belgrade Tournament and averaged 10.6 points, 3.2 rebounds, 2.8 assists and 1.20 steals in 21.3 minutes while shooting 38.1 percent from the field, 35.7 percent from three-point range and 76.2 percent from the free throw line... Won a gold medal representing Serbia at the 2012 FIBA 3x3 U18 World Championships... The squad went 10-0 and defeated the United States in the finals.

## PERSONAL

Born Aug. 12, 1995 in Belgrade, Serbia... Selected to attend the Basketball Without Borders Europe camp in 2012.

INTRO

PLAYERS

EXECUTIVES

BASKETBALL OPERATIONS

BUSINESS OPERATIONS

MEDIA

COMMUNITY

HISTORY

PLAYOFFS

REVIEW

OPPONENTS

NBA

FEDERFORUM

AT A GLANCE





**C** DAVID FIZDALE

HEAD COACH



**4** WADE BALDWIN IV

POSITION: GUARD  
HEIGHT: 6'4"  
WEIGHT: 202  
PRIOR TO NBA: VANDERBILT/USA



**24** DILLON BROOKS

POSITION: GUARD/FORWARD  
HEIGHT: 6'6"  
WEIGHT: 220  
PRIOR TO NBA: OREGON/CANADA



**6** MARIO CHALMERS

POSITION: GUARD  
HEIGHT: 6'2"  
WEIGHT: 190  
PRIOR TO NBA: KANSAS/USA



**11** MIKE CONLEY

POSITION: GUARD  
HEIGHT: 6'1"  
WEIGHT: 175  
PRIOR TO NBA: OHIO STATE/USA



**21** DEYONTA DAVIS

POSITION: CENTER  
HEIGHT: 6'11"  
WEIGHT: 237  
PRIOR TO NBA: MICHIGAN STATE/USA




**8** JAMES ENNIS III

POSITION: FORWARD  
HEIGHT: 6'7"  
WEIGHT: 210  
PRIOR TO NBA: CAL STATE LONG BEACH/USA



**12** TYREKE EVANS

POSITION: GUARD  
HEIGHT: 6'6"  
WEIGHT: 220  
PRIOR TO NBA: MEMPHIS/USA



**33** MARC GASOL

POSITION: CENTER  
HEIGHT: 7'1"  
WEIGHT: 255  
PRIOR TO NBA: AKASWAYU GIRONA/SPAIN



**0** JAMYCHAL GREEN

POSITION: FORWARD  
HEIGHT: 6'9"  
WEIGHT: 227  
PRIOR TO NBA: ALABAMA/USA



**5** ANDREW HARRISON

POSITION: GUARD  
HEIGHT: 6'6"  
WEIGHT: 213  
PRIOR TO NBA: KENTUCKY/USA



**32** VINCE HUNTER

POSITION: FORWARD  
HEIGHT: 6'8"  
WEIGHT: 208  
PRIOR TO NBA: UTEP/USA



**1** JARELL MARTIN

POSITION: FORWARD  
HEIGHT: 6'10"  
WEIGHT: 239  
PRIOR TO NBA: LSU/USA



**23** BEN MCLEMORE

POSITION: GUARD  
HEIGHT: 6'5"  
WEIGHT: 195  
PRIOR TO NBA: KANSAS/USA



**20** JEREMY MORGAN

POSITION: GUARD  
HEIGHT: 6'5"  
WEIGHT: 192  
PRIOR TO NBA: NORTHERN IOWA/USA



**25** CHANDLER PARSONS

POSITION: FORWARD  
HEIGHT: 6'10"  
WEIGHT: 230  
PRIOR TO NBA: FLORIDA/USA



**10** IVAN RABB

POSITION: FORWARD  
HEIGHT: 6'10"  
WEIGHT: 220  
PRIOR TO NBA: CALIFORNIA/USA



**7** WAYNE SELDEN JR.

POSITION: GUARD/FORWARD  
HEIGHT: 6'5"  
WEIGHT: 230  
PRIOR TO NBA: KANSAS/USA



**2** KOBI SIMMONS

POSITION: GUARD  
HEIGHT: 6'4"  
WEIGHT: 170  
PRIOR TO NBA: ARIZONA/USA



**34** BRANDAN WRIGHT

POSITION: FORWARD/CENTER  
HEIGHT: 6'10"  
WEIGHT: 235  
PRIOR TO NBA: NORTH CAROLINA/USA



**52** RADE ZAGORAC

POSITION: FORWARD  
HEIGHT: 6'9"  
WEIGHT: 205  
PRIOR TO NBA: KK MEGA LEKS/SERBIA

- 0** **JaMychal Green** Signed to the first of two 10-day contracts as a Call-Up from the NBA Development League's Austin Spurs on Feb. 2, 2015 and signed to a multi-year contract on March 2, 2015... Re-signed to a multi-year contract on Sept. 27, 2017.
- 1** **Jarell Martin** Drafted by the Memphis Grizzlies in the first round (25th overall) of the 2015 NBA Draft and signed a multi-year contract on July 9, 2015.
- 2** **Kobi Simmons** Signed by the Memphis Grizzlies to a two-way contract on July 1, 2017.
- 4** **Wade Baldwin IV** Drafted by the Memphis Grizzlies in the first round (17th overall) of the 2016 NBA Draft and signed a multi-year contract on July 16, 2016.
- 5** **Andrew Harrison** Draft rights (44th overall in 2015) traded by the Phoenix Suns to the Memphis Grizzlies for Jon Leuer on June 25, 2015... Signed a multi-year contract on July 10, 2016.
- 6** **Mario Chalmers** Signed with the Memphis Grizzlies a free agent on July 19, 2017.
- 7** **Wayne Selden Jr.** Signed a multi-year contract with the Memphis Grizzlies on March 18, 2017... Re-signed to a multi-year contract on July 1, 2017.
- 8** **James Ennis III** Signed a multi-year contract with the Memphis Grizzlies on July 13, 2016.
- 10** **Ivan Rabb** Draft rights (35th overall in 2017) traded by the Orlando Magic to the Memphis Grizzlies for a future second round draft pick on June 22, 2017... Signed a multi-year contract on Sept. 21, 2017.
- 11** **Mike Conley** Drafted by the Memphis Grizzlies in the first round (fourth overall) of the 2007 NBA Draft on June 28, 2007... Signed a multi-year contract on July 30, 2007 and re-signed to multi-year contracts on Nov. 1, 2010 and July 14, 2016.
- 12** **Tyreke Evans** Signed with the Memphis Grizzlies as a free agent on July 10, 2017.
- 20** **Jeremy Morgan** Signed with the Memphis Grizzlies as a free agent on Sept. 22, 2017.
- 21** **DeYonta Davis** Draft rights (31st overall in 2016) acquired by the Memphis Grizzlies with the draft rights to Rade Zagorac (35th overall in 2016) from the Boston Celtics for a future first round draft pick on June 23, 2016... Signed a multi-year contract on July 10, 2016.
- 23** **Ben McLemore** Signed a multi-year contract with the Memphis Grizzlies on July 6, 2017.
- 24** **Dillon Brooks** Draft rights (35th overall in 2017) traded by the Houston Rockets to the Memphis Grizzlies for a future second round draft pick on June 22, 2017... Signed a multi-year contract on July 21, 2017.
- 25** **Chandler Parsons** Signed a multi-year contract with the Memphis Grizzlies on July 7, 2016.
- 32** **Vince Hunter** Signed with the Memphis Grizzlies to a two-way contract on Sept. 11, 2017.
- 33** **Marc Gasol** Draft rights (48th overall in 2007) traded by the Los Angeles Lakers with Kwame Brown, Javaris Crittenton, Aaron McKie, a 2008 first round draft pick, a 2010 first round draft pick and cash considerations to the Memphis Grizzlies for Pau Gasol and a 2010 second round draft pick on Feb. 1, 2008... Signed a multi-year contract on July 9, 2008 and re-signed to multi-year contracts on Dec. 14, 2011 and July 13, 2015.



# HOW THE GRIZZLIES WERE BUILT

# ROSTER



- 34 Brandon Wright** Signed a multi-year contract with the Memphis Grizzlies on July 9, 2015.
- 52 Rade Zagorac** Draft rights (35st overall in 2016) acquired by the Memphis Grizzlies with the draft rights to Deyonta Davis (31st overall in 2016) from the Boston Celtics for a future first round draft pick on June 23, 2016... Signed a multi-year contract on July 17, 2017.

PLAYERS

NO.	PLAYER	POSITION	HEIGHT	WEIGHT	DATE OF BIRTH	PRIOR TO NBA/HOME COUNTRY	NBA EXP.
4	Wade Baldwin IV	G	6-4	202	3/29/1996	Vanderbilt/USA	1
24	Dillon Brooks	G/F	6-6	220	1/22/1996	Oregon/Canada	R
6	Mario Chalmers	G	6-2	190	5/19/1986	Kansas/USA	8
11	Mike Conley	G	6-1	175	10/11/1987	Ohio State/USA	10
21	Deyonta Davis	C	6-11	237	12/2/1996	Michigan State/USA	1
8	James Ennis III	F	6-7	210	7/1/1990	California State, Long Beach/USA	3
12	Tyreke Evans	G	6-6	220	9/19/1989	Memphis/USA	8
33	Marc Gasol	C	7-1	255	1/29/1985	Akasvayu Girona/Spain	9
0	JaMychal Green	F	6-9	227	6/21/1990	Alabama/USA	3
5	Andrew Harrison	G	6-6	213	10/28/1994	Kentucky/USA	1
32	Vince Hunter	F	6-8	208	8/5/1994	UTEP/USA	R
1	Jarell Martin	F	6-10	239	5/24/1994	LSU/USA	2
23	Ben McLemore	G	6-5	195	2/11/1993	Kansas/USA	4
20	Jeremy Morgan	G	6-5	192	5/8/1995	Northern Iowa/USA	R
25	Chandler Parsons	F	6-10	230	10/25/1988	Florida/USA	6
10	Ivan Rabb	F	6-10	220	2/4/1997	California/USA	R
7	Wayne Selden Jr.	G/F	6-5	230	9/30/1994	Kansas/USA	1
2	Kobi Simmons	G	6-4	170	7/4/1997	Arizona/USA	R
34	Brandon Wright	F/C	6-10	235	10/5/1987	North Carolina/USA	9
52	Rade Zagorac	F	6-9	205	8/12/1995	KK Mega Leks/Serbia	R


- Head Coach** David Fizdale
- Associate Head Coach** J.B. Bickerstaff
- Assistant Coaches** Keith Smart  
Bob Bender  
Nick Van Exel  
Adam Mazarei
- Medical Director** Allen Gruver
- Head Athletic Trainer** Jim Scholler
- Director of Performance** Eric Oetter
- Head Strength and Conditioning Coach** Chattin Hill

### PRONUNCIATION GUIDE

- Deyonta Davis (Dee-ON-tay)
- Tyreke Evans (ty-REEK)
- JaMychal Green (Juh-Michael)
- Allen Gruver (GROO-ver)
- Adam Mazarei (MAZ-er-eye)
- Ivan Rabb (EYE-vin RAB)
- Kobi Simmons (KO-bee)
- Rade Zagorac (RAH-day ZAH-go-rahtz)

INTRO PLAYERS EXECUTIVES BASKETBALL OPERATIONS BUSINESS OPERATIONS MEDIA COMMUNITY HISTORY PLAYOFFS REVIEW OPPONENTS NBA FEDERFORUM AT A GLANCE





**EXECUTIVES**





## ROBERT J. PERA CONTROLLING OWNER

Robert J. Pera has served as the Controlling Owner of the Grizzlies since his ownership group acquired the team in 2012. Pera has made significant investments into the Grizzlies, bolstering its business and basketball operations teams and transforming the Grizzlies into a world-class organization. Under Pera's stewardship, the Grizzlies have experienced unprecedented success, including a club-record 56-win season and the club's first appearance in the Western Conference Finals. The Grizzlies have also won more playoff games during Pera's tenure than the 17 seasons prior.

More importantly, Pera has stayed true to his commitment to "make a positive and meaningful difference in the community," becoming a strong supporter of the Grizzlies Foundation. Understanding the power of sport to transform lives, particularly those of children at risk, the Grizzlies Foundation has invested significantly in: increasing the number of high school graduates prepared for success in college and the workforce; enabling

positive adult mentors to engage in youth mentoring and development; and ensuring that all Memphians have access to healthy exercise spaces. In 2013, the Grizzlies became the first professional sports team ever to receive the prestigious President's Council on Fitness, Sports and Nutrition Award in recognition of exemplary service to the broader community. Pera has also leveraged the core competency of Ubiquiti Networks, Inc. ("Ubiquiti") to enable high-speed wireless access in underserved areas like Binghampton and The Heights.

Pera, who grew up in Silicon Valley, and established his first computer services company at the age of 16, founded Ubiquiti, a next-generation communications technology company with offices throughout the world, in March 2005 with \$30,000 of his personal savings. Pera saw an opportunity to enhance existing 802.11 WiFi technology such that it could be used to bring the internet to underserved areas (e.g., rural areas and developing regions) lacking the infrastructure to access the internet through traditional avenues. Ubiquiti has since successfully expanded into new market segments (e.g., enterprise-class networking equipment and consumer electronics).

Like Ubiquiti's technology, its business model is unique. Ubiquiti employs a flat management structure and embraces the openness of the Internet, directly connecting customers to one another and to Ubiquiti's engineers through the company's online community forum. This differentiated business model has enabled the company to break down traditional barriers such as high product and network deployment costs, thereby offering solutions with disruptive price-performance characteristics. The combination of this business model and Ubiquiti's ground-breaking technology has resulted in an attractive alternative to traditional high-touch, high-cost providers, driving rapid market adoption and ubiquitous connectivity.

Under Pera's leadership, Ubiquiti has made meaningful progress towards closing the digital divide. Ubiquiti's community of grass roots operators have connected millions of people to the Internet in some of the most remote regions in the world.

Ubiquiti, which has been profitable since its formation and whose growth has been funded by its own earnings, went public in October 2011. Pera continues to serve as Ubiquiti's Chief Executive Officer and Chairman, roles for which he has never taken any stock or equity compensation.

Pera has received numerous accolades and widespread media recognition including 2012 Top 10 "Young and Powerful CEOs under 40" and Top 10 "Youngest Billionaires in the World." Pera earned a Bachelor of Arts in Japanese Language, a Bachelor of Science in Electrical Engineering and a Master of Science in Electrical Engineering, all from the University of California, San Diego. Upon graduating, he accepted a position as a hardware engineer at Apple where he worked until leaving to launch Ubiquiti in 2005.



## JOSEPH ABADI DIRECTOR OF THE MEMPHIS GRIZZLIES AND FEDEXFORUM

Joseph Abadi serves as Director of the Memphis Grizzlies and FedExForum, and as a Grizzlies representative to the NBA's Board of Governors. As Director of the organization, Abadi assists Grizzlies Controlling Owner Robert Pera in overseeing the organization's basketball and business operations.

Abadi holds a J.D. from the University of Michigan Law School and a B.A. from Brandeis University.

### LIMITED PARTNERS

- Staley Cates
- Pace Cooper
- Edward Dobbs
- Steve Ehrhart
- Harold Ford, Jr.
- Al Gossett
- Hand Family Hoops
- Penny Hardaway
- Pitt Hyde
- Jed Kaplan
- Steve Kaplan (Co-Executive Chairman)
- Ashley Manning

- MG Boston Investors LLC
- Joseph Nicosia
- Billy Orgel
- Elliot Perry
- Bill Rhodes
- Michael Savit
- Daniel E. Straus (Vice Chairman)
- Justin Timberlake
- Mike Wharton
- Duncan Williams
- The Wilson Brothers





Faithlynn, 8  
Memphis

Nationally recognized in **8** pediatric specialties



Le Bonheur  
Children's Hospital



**BASKETBALL  
OPERATIONS**



## CHRIS WALLACE GENERAL MANAGER

A familiar face in the Memphis community and a stable presence throughout the team's greatest successes, Chris Wallace enters his 11th season as General Manager of the Memphis Grizzlies after joining the organization on June 18, 2007.

During his tenure, Wallace has been at the forefront of four 50-win regular seasons and many other franchise landmarks: a club-record 56-win campaign and a trip to the 2013 Western Conference Finals; the first 29 playoff victories in team history; and first-round postseason series victories over the top-seeded San Antonio Spurs in 2011, the Los Angeles Clippers in 2013 and the Portland Trail Blazers in 2015. Memphis' current runs of seven consecutive postseason appearances and seven straight winning records are the third-longest active streaks in the NBA.

Wallace is responsible for assembling the Grizzlies' "Core Four," a quartet of players who helped usher in seven straight playoff appearances in Memphis, acquiring current cornerstones Mike Conley and Marc Gasol through the draft and via trade, trading for Zach Randolph and signing Tony Allen in free agency. With Wallace at the helm, Conley has become the franchise's all-time leader in points, assists, steals, three-point field goals made and games played; Gasol has received All-NBA First Team (2014-15) and Defensive Player of the Year (2012-13) accolades and has been named an All-Star three times (2012, 2015, 2017), starting for the Western Conference in the 2017 All-Star Game; Randolph earned All-Star honors in 2010 and 2013; and Allen was a five-time NBA All-Defensive selection. Wallace also spearheaded efforts in 2016 to bring in head coach David Fizdale, who presided over the seventh straight playoff appearance last season.

Well-traveled and well-connected, Wallace has served seven NBA franchises since 1986 and has worked with five former NBA Executive of the Year winners, including Red Auerbach, Danny Ainge, Bucky Buckwalter, Geoff Petrie and Jerry West. In addition, he has worked alongside Basketball Hall of Fame members Billy Cunningham and Pat Riley. Before coming to Memphis, he spent 10 seasons as the general manager of the Boston Celtics. In his role with the Celtics, Wallace had a hand in all basketball-related decisions, including free agent signings, trades and draft preparations.

Prior to becoming the Celtics' general manager, Wallace was director of player personnel for the Miami Heat. The Heat won a franchise-record 61 games in 1996-97 and Wallace is credited with discovering many of the Heat's players. Wallace was promoted to that position after four years as a scout for the Heat.

Before joining the Heat, Wallace worked in various scouting capacities for the Portland Trail Blazers, Denver Nuggets, Los Angeles Clippers and New York Knicks. He also worked as a draft consultant for the United States Basketball League (USBL). Wallace has also served on the selection committee for the prestigious Nike/ABCD and Converse ABCD national high school camps, evaluating scores of future college and NBA stars.

Wallace, an avid basketball fan before breaking into the NBA, got his start in basketball in 1981 when he founded the award-winning Blue Ribbon College Basketball Yearbook. Sports Illustrated named Wallace as one of the most influential members of the college basketball media in 1991. He has also served as an expert witness in basketball-related litigation and is also a member of the Board of Directors at the Touchdown Club of Memphis and Catholic Charities of West Tennessee.

A native of Buckhannon, W.Va., Wallace and his wife, Debby, have a son, Truman.



## JOHN HOLLINGER EXECUTIVE VICE PRESIDENT OF BASKETBALL OPERATIONS

John Hollinger enters his sixth season with the Memphis Grizzlies as executive vice president of basketball operations. Best known for his work at the forefront of basketball's analytics movement, Hollinger maintains a prominent role in more traditional basketball functions such as scouting and player development, while his analytics background is vital in analyzing personnel decisions such as trades, draft, free agency and salary cap management. In addition, Hollinger oversees the Grizzlies' analytics infrastructure and international scouting.

Hollinger's first five seasons in Memphis included a run of three straight 50-win seasons, with the Grizzlies winning 19 total playoff games while making the postseason every year. In his first season, 2012-13, Memphis won 56 games and went to the team's first-ever conference finals, and the Grizzlies won 55 games and made the second round of the playoffs in 2014-15.

In Hollinger's tenure the Grizzlies have retained current stars Marc Gasol and Mike Conley, re-signed mainstays such as JaMychal Green, Zach Randolph and Tony Allen, and added key free agents like Chandlers Parsons, Brandan Wright, Vince Carter and Mike Miller.

Additionally, Memphis mined JaMychal Green, Wayne Selden and James Johnson from the NBA G-League, acquired key rotation players such as James Ennis III, Courtney Lee, Tayshaun Prince, Mario Chalmers, Kosta Koufos, Ed Davis, Jon Leuer, Nick Calathes, and Matt Barnes via trade, and added Beno Udrih via waiver claim during Hollinger's stint.

Hollinger also helped engineer a series of trades in 2014 and 2015 that saw Memphis acquire seven second-round draft picks in the span of a year. Those have borne fruit in players such as Andrew Harrison, Deyonta Davis, Rade Zagorac, Dillon Brooks and Ivan Rabb.

Before coming to the Grizzlies, Hollinger was an NBA columnist for ESPN.com for eight years. His daily "PER Diem" column was a mainstay of their coverage, while analytic tools he developed became key elements of the site. In particular, Hollinger is the inventor of Player Efficiency Rating (PER), a rating of a player's per-minute statistical performance that he developed to make player comparisons easier, and has become a widely used standard over the past two decades. Hollinger also developed several other statistics that are now in wide use today, including Rebound Rate, Usage Rate, Offensive Efficiency, Defensive Efficiency, Pace Factor, Pure Point Rating, Game Score and Estimated Wins, and was among the first to use analytics to forecast player performance and analyze draft prospects.

Hollinger also covered major events and league news, including eight NBA Finals, and created annual scouting reports for every player and team in the league, and contributed chats, video and radio while at ESPN.

From 2002-05, Hollinger authored four annual editions of the Pro Basketball Forecast – first known as the Pro Basketball Prospectus – a book that introduced the world to PER and his other stats and included reports on every player and team in the league.

While writing his books, Hollinger covered the NBA as an editor and writer for SI.com from 2002-05. He also authored a column for the New York Sun newspaper three days a week. Prior to joining SI.com, he was the sports editor for Oregonlive.com.

Hollinger first gained notoriety as the creator of Alleyoop.com, a website devoted to basketball analytics that he created in 1996. At Alleyoop.com, Hollinger first developed several of his statistical formulas, as well as publishing articles on the league and his advanced stats, and his work gained nationwide recognition.

Hollinger is a native of New Jersey, where he played on his high school basketball team. He graduated from the University of Virginia with degrees in economics and environmental science. Hollinger lives in Memphis with his wife Judy and has over 170,000 followers on Twitter at @johnhollinger.





## ED STEFANSKI EXECUTIVE VICE PRESIDENT

Ed Stefanski enters his fourth season with the Memphis Grizzlies as executive vice president following upper management positions with the Toronto Raptors, Philadelphia 76ers and New Jersey Nets.

Since joining the Grizzlies on July 30, 2014, Stefanski's tenure with the organization has been highlighted by three postseason appearances, including a trip to the 2015 Western Conference Semifinals during his first season in Memphis.

Prior to accepting his current position in Memphis, Stefanski served two seasons (2011-13) as executive vice president of basketball operations with the Raptors. With Stefanski in the front office, Toronto began the process of reshaping the franchise around trade acquisition Kyle Lowry and 2012 draft pick Jonas Valanciunas, players who would eventually lead the Raptors back to the NBA Playoffs in 2014.

Valanciunas, players who would eventually lead the Raptors back to the NBA Playoffs in 2014.

Before his time in Toronto, Stefanski spent four seasons (2007-11) as president and general manager of the 76ers, where he helped return the franchise to the postseason through re-signing key players such as Andre Iguodala and adding athletic, draft lottery-level talent using mid-first round picks in the NBA Draft. Draft selections such as Marreese Speights (16th overall in 2008), Jrue Holiday (17th in 2009), consensus NCAA Player of the Year Evan Turner (2nd in 2010) and Nikola Vucevic (16th in 2011) helped guide the 76ers to the NBA Playoffs three times during his tenure.

Prior to joining Philadelphia, Stefanski served nine seasons (1998-2007) with the Nets where he oversaw the team's basketball operations and was heavily involved in the team's roster development and player personnel matters. He was promoted to general manager in 2004 following a one-year term as senior vice president of basketball operations and four seasons as director of scouting.

Stefanski was instrumental in the Nets' back-to-back Eastern Conference Championship teams in 2002 and 2003. He played a significant role in drafting Kenyon Martin with the top overall selection in the 2000 NBA Draft and a 2001 draft night deal in which the Nets acquired Richard Jefferson, Jason Collins and Brandon Armstrong from Houston. Three of those players (Martin, Jefferson and Collins) developed into starters for the Nets' 2002-03 Eastern Conference Championship squad. In 2004, Stefanski acquired multiple All-Star Vince Carter from Toronto. Carter and Jefferson rank third and fourth, respectively, among Nets career leaders for points scored.

A 1976 graduate of the University of Pennsylvania (Wharton School of Business), Stefanski played three seasons for Penn, where he was coached by Hall of Famer Chuck Daly. He was a member of two Ivy League Champions (1974 and 1975) and helped the Quakers reach the NCAA Tournament in both of those seasons. Stefanski was drafted by Philadelphia in the 10th round of the 1976 NBA Draft.

While in college, Stefanski founded and secured funding for the Philadelphia Housing Authority's Inner City Basketball League, which provided a structured basketball environment for hundreds of boys and girls living under the Housing Authority. The Housing Authority later celebrated his efforts with a special recognition award, commending his contributions to the youth of Philadelphia.

Stefanski also enjoyed a 20-year run (1979-98) as a color analyst for Big Five basketball and ESPN's Atlantic 10 basketball coverage.

Stefanski and his wife, Karen, have four children: Edward Jr., Kevin, Matthew and David.



## CHANTAL HASSARD VICE PRESIDENT OF TEAM OPERATIONS AND PLAYER PROGRAMS

Chantal Hassard enters her 23rd season with the Grizzlies organization and second as vice president of team operations and player programs. An original member of the Grizzlies basketball operations department, Hassard has worked closely with each head coach since the Grizzlies' inaugural season in 1995 in Vancouver.

Expanding from her previous roles as director of team services and director of team operations, Hassard manages the Grizzlies' administration systems and development and serves as the team's player development representative, providing Grizzlies players with educational programs and critical support services. She also ensures team-related activities are arranged and maintains on- and off-court

community initiatives.

Prior to joining the Grizzlies, Hassard began her sports career in 1993 as the team operations assistant for the NHL's Vancouver Canucks.

Hassard also supports the National Bone Marrow Donor Program and animal welfare organizations. She also serves as a member of the NBA's steering committee on player development.



## TAYSHAUN PRINCE SPECIAL ADVISOR TO THE GENERAL MANAGER

Tayshaun Prince enters his first season in the Memphis Grizzlies front office as special advisor to the general manager. In this role, Prince will serve as a mentor for younger players on the team, including participating in on-court work; consult with the team's front office and coaching staff; and assist in the scouting and evaluation of pro and college personnel.

Prince returns to Memphis following a 14-year NBA career during which he captured an NBA Championship with the Detroit Pistons in 2004, earned four consecutive All-Defensive Second Team honors (2004-08) and helped lead the Grizzlies to the Western Conference Finals in 2013. Prince played parts of 12 in Detroit and ranks fifth in Pistons franchise history in games played (792), three-point field goals made (510) and attempted (1,376), eighth in points (10,006) and blocks (448) and ninth in assists (2,074).

For his career, Prince appeared in 1,017 regular season games (902 starts) for the Pistons, Grizzlies, Boston Celtics and Minnesota Timberwolves and averaged 11.1 points, 4.3 rebounds and 2.4 assists in 31.0 minutes while shooting 45.5 percent from the field after he was drafted by Detroit in the first round (23rd overall) following a four-year collegiate career at the University of Kentucky.





## DAVID FIZDALE HEAD COACH

Hired by Memphis as the 13th head coach in franchise history on May 29, 2016, David Fizdale enters his second season as head coach of the Grizzlies.

Fizdale joined the Grizzlies after spending the previous eight seasons (2008-16) with the Miami Heat, including the final two as the assistant head coach and the previous six as an assistant coach under Erik Spoelstra. During that time, Fizdale's assistance in game preparation, involvement in player development and outstanding rapport with a superstar-loaded roster played a major role in the Heat's championship success. Dating back to his first season on the Heat sidelines in 2008-09, Miami won more playoff games (70) and playoff series (15) than any team in the NBA and compiled the league's second-best regular season (.623) and fourth-best postseason (.619) winning percentages.

His success continued during his first season in Memphis, as he led the Grizzlies to their seventh consecutive winning record and playoff appearance, both franchise-record streaks. With Fizdale at the helm, franchise cornerstones Mike Conley and Marc Gasol both experienced career-best campaigns while the team set a single-season club record for three-point field goals made.

Before his tenure in Miami, Fizdale spent four seasons (2004-08) as an assistant coach with the Atlanta Hawks, where he was instrumental in the development of their young players. The Hawks increased their win total in each of his final three seasons and in 2007-08 earned the franchise's first postseason appearance since 1999. He began his NBA coaching career as an assistant coach for the Golden State Warriors for one season (2003-04).

Prior to joining the Warriors, Fizdale spent five seasons coaching in the college ranks. After one year (1997-98) in the Heat video department, he started his coaching career as an assistant coach at his alma mater, the University of San Diego. After four seasons (1998-2002) with the Toreros, he spent one season (2002-03) as an assistant coach at Fresno State University.

A three-year starter at point guard while playing at the University of San Diego, Fizdale was selected to the All-West Coast Conference team after his senior season in 1996.

The Los Angeles native earned a bachelor's degree in communications and a minor in sociology from San Diego in 1996.

Fizdale and his wife Natasha currently reside in East Memphis. He has one son, Kyle Jackson.



## J.B. BICKERSTAFF ASSOCIATE HEAD COACH

J.B. Bickerstaff enters his second season on the Grizzlies sidelines as associate head coach under head coach David Fizdale.

Before coming to Memphis, Bickerstaff spent five seasons (2011-16) with the Houston Rockets. Initially hired as an assistant coach, he was named interim head coach early into the 2015-16 season and guided the Rockets to a 37-34 record to close the season with a postseason berth. Prior to his time in Houston, Bickerstaff spent four seasons (2007-11) as an assistant coach with the Minnesota Timberwolves and three seasons (2004-07) as an assistant coach with the Charlotte Bobcats under his father, Bernie Bickerstaff. He was the youngest assistant coach in the NBA when he began with the Bobcats

at age 25 in 2004-05.

Prior to his NBA coaching career, Bickerstaff provided color analysis on radio broadcasts for the Timberwolves during the 2003-04 season. Prior to that, he served as director of operations for the University of Minnesota's men's basketball program, where he oversaw all administrative areas of the program and assisted the coaching staff with recruiting, scouting and coaching. Bickerstaff played two seasons (1999-2001) with the Golden Gophers to complete his collegiate career after playing two seasons at Oregon State University, where he was the youngest NCAA Division I player as a 17-year-old freshman.

Bickerstaff and his wife Nikki currently reside in Memphis and have three children: Blair, Blakely and Blade.



## KEITH SMART ASSISTANT COACH

Keith Smart enters his second season in Memphis as an assistant coach under head coach David Fizdale, bringing over 25 years of professional basketball experience as either a player or coach.

Before joining the Grizzlies, Smart spent two seasons (2014-16) as an assistant coach for the Miami Heat under Erik Spoelstra, assisting with game management. Prior to his tenure with Miami, he served as the head coach for three different NBA franchises – the Sacramento Kings, Golden State Warriors and Cleveland Cavaliers – and as an assistant coach for the same three franchises.

Before starting his NBA coaching career with Cleveland, Smart spent three seasons as head coach of the Continental Basketball Association's (CBA) Fort Wayne Fury, guiding the team to the first back-to-back winning seasons (1997-99) in franchise history.

Drafted by the Warriors in the second round (41st overall) of the 1988 NBA Draft, Smart began his nine-year professional career with the San Antonio Spurs (1988) before playing in the Philippines (1989), World Basketball League (1989-91), CBA (1992, 1995-97), Venezuela (1993) and France (1994).

A graduate of Indiana University, Smart helped lead the Hoosiers to the 1987 NCAA National Championship after hitting the game-winning shot versus Syracuse with five seconds remaining in the title game, where he also garnered Most Outstanding Player honors of the Final Four. Smart headlined the IU Athletics 2017 Hall of Fame class to be inducted in November 2017.

Smart and his wife Carol have two sons, Andre' and Jared.



## BOB BENDER ASSISTANT COACH

Bob Bender enters his second season as an assistant coach under head coach David Fizdale, bringing nearly 30 years of coaching experience to the Grizzlies sidelines. Bender comes to Memphis after working the 2015-16 season as a scout for the Brooklyn Nets.

Bender's past professional coaching experience includes: two seasons (2002-04) with the Philadelphia 76ers, first as an assistant coach/player development and then as an assistant coach; nine seasons with the Atlanta Hawks (2004-13) as an assistant coach, where he worked alongside Fizdale for the first four seasons; and one season with the Milwaukee Bucks (2013-14) as an assistant coach.

Beginning his coaching career on the collegiate level, Bender started as an assistant at Duke University under Mike Krzyzewski (1983-89) and later served as head coach at Illinois State University (1989-93) and the University of Washington (1993-2002). He was named the 1992 Missouri Valley Conference Coach of the Year at Illinois State and the 1996 Pac-10 Coach of the Year at Washington.

As a player, Bender is the only individual to play for two different teams in two different NCAA Championship games, one as a freshman on Bob Knight's undefeated 1976 Indiana team and the other as a point guard at Duke, where he graduated, in the 1978 title game against Kentucky. The Quantico, Va. native was drafted by the San Diego Clippers in the sixth round of the 1979 NBA Draft.





## NICK VAN EXEL ASSISTANT COACH

Nick Van Exel enters his second season as an assistant coach for the Memphis Grizzlies under head coach David Fizdale.

Van Exel joined the Grizzlies last season after serving the 2015-16 season as head coach of the NBA G League's Texas Legends. He initially was hired by the Legends in 2014-15 as an assistant coach following assistant coaching stints with the Milwaukee Bucks, Atlanta Hawks and Texas Southern University.

Drafted by the Los Angeles Lakers in the second round (37th overall) of the 1993 NBA Draft, Van Exel appeared in 880 career regular season games and averaged 14.4 points, 2.9 rebounds and 6.6 assists over his 13-year career with the Lakers, Denver Nuggets, Dallas Mavericks, Golden State Warriors, Portland Trail Blazers and San Antonio Spurs. He was named an NBA All-Star in 1998 and recognized on the All-Rookie Second Team in 1994.

In two years (1991-93) at the University of Cincinnati, Van Exel led the Bearcats to the 1992 NCAA Final Four and earned AP All-America Third Team honors in 1993.



## ADAM MAZAREI ASSISTANT COACH

Adam Mazarei enters his fifth season with the Memphis Grizzlies and his second as an assistant coach under head coach David Fizdale. Mazarei spent the previous three seasons as a player development assistant while providing support for advance and pro personnel scouting.

Before joining the Grizzlies, Mazarei worked three years (2010-13) at Moorpark College in California as an assistant and associate head coach, tasked with assisting and organizing all of scouting, recruiting, practice and game plans as well as player development duties. In addition to his responsibilities at Moorpark College, Mazarei also served as a player development coach at the IMPACT Basketball Academy in Las Vegas from 2009-13, where he trained NBA veterans such as Serge Ibaka and Kyle Lowry, as well as pre-draft rookies.

Mazarei holds a master's degree in athletic administration and coaching from Concordia University as well as bachelor's degree in psychology from the University of Redlands, where he played point guard and led the SCIAC Conference in assists per game as a senior and paced the NCAA in assist-to-turnover ratio (5:1) as a senior.



## ALLEN GRUVER MEDICAL DIRECTOR

Allen Gruver enters his second season as the medical director for the Memphis Grizzlies. As medical director, Gruver's responsibilities include overseeing and directing the organization's medical team, performance team, nutrition team and sports science team in an effort to ensure long-term player health.

Before coming to Memphis, Gruver spent the previous eight years as the owner and director of Foothills Sports Medicine in Gilbert, Ariz. where he specialized in the rehabilitation of professional and amateur athletes of all sports. He has experience teaching, working and consulting with organizations such as the University of Arizona, Arizona Diamondbacks, Boston Red Sox, Cleveland Indians, Tampa Bay Rays, Cincinnati Reds, Seattle Mariners, Stanford University, Denver Broncos and the PGA, European PGA, LPGA and Web.com tour professionals.

Gruver earned his athletic trainer's certification and strength and conditioning certification from the University of Upper Iowa in 2000. He then received his master's degree in physical therapy from Elon University in North Carolina. While at Elon University, he was honored with the "Excellence in Clinical Research Award" for his work and publication on pelvic and hip dysfunction. In 2006, Gruver earned the designation of the Postural Restoration Certified as a result of advanced training and devotion to the science of movement/postural adaptation, asymmetrical patterns and the influence of polyarticular chains of muscle on the human body.



## JIM SCHOLLER HEAD ATHLETIC TRAINER

Jim Scholler enters his 10th season with the Grizzlies and second as head athletic trainer. Scholler served his first eight seasons with the Grizzlies as assistant athletic trainer/assistant strength and conditioning coach before being promoted to his current position. In his current role, Scholler assists Grizzlies Medical Director Allen Gruver in managing the care, prevention and rehabilitation of all athletic injuries and works closely with the team's physicians to maintain player health.

Before joining the Grizzlies, Scholler spent nine of the previous 10 years as an athletic trainer for the University of North Florida, including the final four as the head athletic trainer, where he oversaw administration and supervision of all athletic training services provided to UNF student-athletes.

Scholler provided care for baseball and men's soccer as a UNF graduate assistant from 1998-2001 before covering men's basketball, volleyball, men's and women's tennis, cheerleading and dance teams as assistant athletic trainer from 2001-03.

Scholler was the athletic trainer for the Greek National Baseball team which competed in the European Baseball Championships in 2003 and 2005. He also spent one season (2003-04) as the assistant athletic trainer at Notre Dame, where he oversaw the health care of the men's and women's cross country and men's lacrosse teams.

The Grand Haven, Mich. native is a Certified Athletic Trainer, Licensed Athletic Trainer in the State of Tennessee, a Performance Enhancement Specialist and Corrective Exercise Specialist.

Scholler earned his bachelor's degree in movement science from the University of Michigan in 1998 and his master's degree in healthcare administration from UNF in 2001. Scholler and his wife, Jennifer, have one son, Garrett.



## **ERIC OETTER** **DIRECTOR OF PERFORMANCE**

Eric Oetter enters his second season as the Grizzlies' director of performance. As a dual-credentialed performance therapist, Eric directs the team's performance training and assists Grizzlies Medical Director Allen Gruver in overseeing the team's nutrition and sport science programs.

Before coming to Memphis, Eric was a Ph.D. candidate in Georgia Tech's Applied Physiology program, focusing his studies on the brain and nervous system. Following an injury-shortened collegiate athletic career at Georgia Tech, Eric has coached and treated a diverse clientele in three of the countries' top facilities – Indianapolis Fitness and Sports Training, Cressey Sports Performance, and the Hruska Clinic. He is an author, speaker, coach, therapist, and has consulted with multiple NBA and NCAA teams.

Eric earned his Doctor of Physical Therapy degree from the Emory University School of Medicine. He also holds a Bachelor's of Science degree in Exercise and Sport Science from the University of Georgia and is certified by the National Strength and Conditioning Association as a Certified Strength and Conditioning Specialist.



## **CHATTIN HILL** **HEAD STRENGTH AND CONDITIONING COACH**

Chatten Hill enters his fifth season as the Grizzlies' head strength and conditioning coach.

Hill is responsible for the development and implementation of strength, conditioning and nutritional programs for the entire Grizzlies roster. Hill helps each player establish a personalized diet and training regimen, assists them with injury rehabilitation, arranges offseason training programs and monitors each player's physical progress between seasons.

Before coming to Memphis, Hill served six seasons as the strength and conditioning coach for the Atlanta Hawks, one year as the assistant strength coach for the Seattle SuperSonics and two years as the head strength coach of the Seattle Storm (WNBA).

Hill also has collegiate experience, working in a similar capacity at the University of Washington, where he focused his efforts primarily on the men's and women's basketball teams while also working with the school's track and field teams.

He is certified by the National Strength and Conditioning Association (NSCA) as a Certified Strength and Conditioning Specialist (CSCS) and is recognized by that organization as a registered strength coach at the professional level with over 10 years of experience (RSCC\*D). In addition, he is a Corrective Exercise Specialist (CES) with the National Academy of Sports Medicine (NASM) and on the Scientific Advisory Panel for the NBA Strength Coaches Association (NBSCA).

Born and raised in Washington State, Hill graduated from Central Washington University with a bachelor's degree in exercise science and a master's degree in exercise science with a focus on rehabilitation. Hill lives in Memphis with his wife, Tikiya, and their daughter Noa.



## **ZACHARY Z. KLEIMAN** **TEAM COUNSEL AND SENIOR DIRECTOR OF BASKETBALL OPERATIONS**

Zachary Z. Kleiman enters his third season with the Memphis Grizzlies as the team's in-house legal counsel and begins his first season as senior director of basketball operations. In his capacity as Team Counsel, he is responsible for drafting, reviewing and negotiating agreements and providing advice and guidance in connection with a broad range of matters, including finance, employment, tax, corporate governance, media rights, partnership marketing, intellectual property, ticket operations, arena operations, Esports operations, NBA G League operations and basketball operations.

Prior to joining the Grizzlies, Kleiman practiced law at Proskauer Rose LLP, an international law firm based in New York. At Proskauer, Kleiman represented clients in the sports industry – including the National Basketball Association, Major League Soccer, Major League Baseball and the Buffalo Bills – in connection with a wide array of corporate matters, including team acquisitions and sales, financings, media rights, sponsorships and other commercial transactions. Kleiman also previously interned for the then-Charlotte Bobcats (Basketball Operations), the Oakland Raiders (Legal), the Los Angeles Lakers (Public Relations) and the New York Knicks (Basketball Operations).

Originally from Chicago, Kleiman earned his bachelor's degree, cum laude, in psychology from the University of Southern California and his J.D., cum laude, from the Duke University School of Law. Kleiman is a member of the New York State Bar and, in his capacity as in-house counsel of the Grizzlies, is authorized to practice law in the State of Tennessee.



## **CHRIS MAKRIS** **DIRECTOR OF PLAYER PERSONNEL**

Chris Makris enters his fourth season with the Memphis Grizzlies and his first as director of player personnel.

Makris previously served nine seasons as general manager of the NBA G League's Iowa Energy. Appointed as Iowa's GM at age 27, Makris guided the organization to four division titles, winning the NBA G League Championship in 2011. During his tenure, he became the NBA G League's all-time leader for regular season wins by a general manager and became the only GM in league history to guide his teams to four division crowns. Under his direction, the Energy tied a league record by qualifying for the playoffs four consecutive seasons (2008-12).

A native of Rhinelander, Wisconsin, Makris has a four-year-old son, Hudson. He attended Drake University, where he played quarterback on the football team.

INTRO

PLAYERS

EXECUTIVES

BASKETBALL OPERATIONS

BUSINESS OPERATIONS

MEDIA

COMMUNITY

HISTORY

PLAYOFFS

REVIEW

OPINIONS

NBA

FEDERFORUM

AT A GLANCE

BASKETBALL OPERATIONS





## GLYNN CYPRIEN

### MEMPHIS HUSTLE HEAD COACH AND MEMPHIS GRIZZLIES DIRECTOR OF PRO PERSONNEL

Glynn Cyprien enters his fourth season with the organization and his first as the Memphis Hustle head coach and Memphis Grizzlies director of pro personnel. Cyprien served three seasons with the club as basketball operations assistant/scout before he was hired on May 30, 2017 as the first head coach in Hustle franchise history and accepted his current role in the Grizzlies front office.

Cyprien joined the Grizzlies during the 2014-15 season, returning to the city where he helped guide the University of Memphis to 49 victories and consecutive postseason tournament appearances in two seasons (2009-11) as an assistant coach for the Tigers. His resume also includes three seasons (2011-14) as associate head coach at Texas A&M University and assistant coaching stints with the University of Kentucky (2007-09), the University of Arkansas (2006-07), New Mexico State University (2005-06), Oklahoma State University (2000-04), the University of Nevada Las Vegas (1995-2000), Western Kentucky University (1994-95), Jacksonville University (1991-94), Lamar University (1990-91) and the University of Texas-San Antonio (1987-90).

The New Orleans native lettered two seasons as a player at Southern University-New Orleans and earned his bachelor's degree in physical education from UTSA in 2004.



## ELLIOT PERRY

### DIRECTOR OF PLAYER SUPPORT

Memphis native Elliot Perry enters his 11th season with the Memphis Grizzlies and fourth in the basketball operations department as director of player support. In this role, Perry's responsibilities include but are not limited to preparing Grizzlies players for life after basketball and advising with respect to community investment. In addition, Perry has been a limited partner of the Grizzlies' ownership group since 2005 and is entering his ninth season on the team's radio broadcast as an analyst alongside play-by-play announcer Eric Hasseltine.

A graduate of Treadwell High School, Perry started every game in his four-year collegiate career (1987-91) with his hometown Memphis State Tigers and led his team to two NCAA Tournament berths, including a second round appearance in 1987, before graduating with a degree in marketing. Drafted in the second round (37th overall) of the 1991 NBA Draft by the Los Angeles Clippers, Perry played 10 seasons in the NBA for seven different teams, including a two-game stint with the Memphis Grizzlies in his final season (2001-02). Perry, who became known as "Socks" because of his trademark knee-highs, finished runner-up for the 1995 NBA Most Improved Player Award as a member of the Phoenix Suns.

Perry, a 2009 inductee in the Tennessee Sports Hall of Fame, is committed to making a difference in his community. He founded the SOCKS (Supporting Our Community and KidS) Banquet to provide financial support to those organizations that are making a difference in the Memphis area as it relates to kids. Perry also is an active member of the Grizzlies Foundation mentoring programs and serves as Chairman of the Grizzlies Foundation Board. He also is a current board member of the National Civil Rights Museum and Teach for America.



## CHRIS PONGRASS

### DIRECTOR OF BASKETBALL OPERATIONS

Chris Pongrass enters his fifth season with the Grizzlies and his second season as director of basketball operations. In this role, Pongrass manages the day-to-day operations of the front office. He assists General Manager Chris Wallace in all facets of basketball operations, including, but not limited to, drafting and reviewing player contracts, managing the basketball operations budget and finances, overseeing the teams travel process, draft, free agency, summer league and training camp preparation, legal and administrative processes, interpretation and application of the league's Collective Bargaining Agreement, and helping to further the use of technology in basketball operations.

Always a basketball enthusiast, Pongrass captained his high school basketball team in his senior year before moving into coaching throughout college. A native of Sydney, Australia, Pongrass earned his law degree as well as his bachelor's degree in business from the University of Technology, Sydney. Prior to joining the Grizzlies in 2013, Pongrass practiced law in Australia specializing in intellectual property, commercial and property law. He and his wife Emily reside in Memphis.



## DANIEL MARCUS

### MEMPHIS HUSTLE GENERAL MANAGER AND MEMPHIS GRIZZLIES DIRECTOR OF BASKETBALL ANALYTICS

Daniel Marcus enters his fifth season with the Memphis Grizzlies and his first as director of basketball analytics. In addition, Marcus enters his first season as general manager of the Memphis Hustle, the Grizzlies' NBA G League affiliate.

Marcus' role with the Grizzlies consists of various endeavors within the basketball operations department in the areas of scouting, analytics, and salary cap management. Marcus works closely with Grizzlies basketball executives along with the Grizzlies coaching staff on all work in these areas.

As the Hustle general manager, Marcus will oversee all basketball personnel decisions related to the Grizzlies' NBA G League affiliate.

The New York native graduated in 2010 from Washington University in St. Louis with majors in finance, marketing, and Spanish before assuming various roles in the finance industry in Manhattan prior to joining the Grizzlies.



# BASKETBALL OPERATIONS



**Joe Boylan**  
Player Development  
Coach



**Kristin Farrell**  
Massage Therapist/  
Assistant Athletic Trainer



**Vince Ford**  
Team Facilities Manager



**Adam Johansen**  
Advance Scout



**Marcus Jones**  
Basketball Operations  
Assistant



**Lindsey Joyce**  
Intern, Nutrition



**Adam Kofin**  
Assistant,  
Team Services



**Dean Little**  
Performance Analyst



**Barry Loggins**  
Team Security Director



**J.J. Outlaw**  
Player Development  
Coach



**Davide Prati**  
International Scout



**Paul Robinson**  
Coordinator,  
Team Operations



**Charles Sweeney**  
Equipment Manager/  
Travel Coordinator



**David Taylor**  
Performance Analyst



**Bob Thate**  
Shooting Coach



**Christopher Williams**  
Video Coordinator

## NOT PICTURED

**Konnor Bachman**  
Intern, Team Services

**Brett Burman**  
Memphis Hustle  
Assistant Coach

**Christopher Chase**  
Strength & Conditioning -  
Development Coordinator

**John Carideo**  
College and Pro Scout

**Sean Dockery**  
Memphis Hustle  
Assistant Coach

**Wade Langlois**  
Memphis Hustle Basketball  
Operations Assistant

**Darnell Lazare**  
Memphis Hustle  
Development Coach  
and Video Coordinator

**Stephen McAfee**  
Head Chef

**Durwood McCoy**  
College Scout

**H. Ryan Slater**  
Scouting Coordinator

**Bryston Williams**  
Memphis Hustle  
Development Coach



# BUSINESS OPERATIONS





**JASON WEXLER**  
**PRESIDENT OF BUSINESS OPERATIONS**

Jason Wexler enters his fifth season with the Memphis Grizzlies and FedExForum and fourth as President of Business Operations. Wexler has primary leadership responsibility for all aspects of the business, including ticket sales and service, partnership marketing, arena operations, marketing communications and broadcast, community engagement and general operations.

Wexler joined the organization as Chief Operating Officer in April 2013. Previously, he served as President of the Henry Turley Company where he was responsible for spearheading efforts to realize compelling city center development initiatives and managing the day-to-day operations of a full service real estate firm.

Prior to that, Wexler founded the real estate development and investment firm Greenhat Partners LLC, and was a partner in the Memphis law firm of Hanover, Walsh, Jalenak and Blair, PLLC.

The recipient of the 2012 Downtown Vision Award for individual achievement by the Downtown Memphis Commission, Wexler currently serves on the Board of Directors for Neighborhood Preservation, Inc., the Memphis Chapter of the Urban Land Institute, the UTHSC Advisory Board and the Grizzlies Foundation.

Wexler graduated from the University of Virginia with a Bachelor of Science in Architecture and from Columbia Law School.



**JOHN WALKER**  
**EXECUTIVE VICE PRESIDENT OF BUSINESS OPERATIONS**

John Walker enters his third season with the Memphis Grizzlies and FedExForum as executive vice president of business operations. Walker manages day-to-day operations of the business, including ticket sales and service, arena operations, corporate partnerships and marketing communications.

Walker brings more than 25 years of operational and business development experience in professional sports, college athletics and live entertainment to the Grizzlies. He most recently served as President of Atlanta-based PrimeSport, Inc., an industry leader in providing tickets, travel and VIP hospitality packages for some of the largest sporting events in the world. Prior to PrimeSport, Walker spent four years as president and chief executive officer at Tickets.com, Inc., a subsidiary of Major League Baseball, where he

led efforts in growing the client base in MLB, while developing industry leading technology in the areas of mobile and digital ticketing.

Walker also brings prior NBA experience to Memphis, previously serving as senior vice president of business development for the Phoenix Suns and US Airways Center from 2000-10, a tenure that included franchise record years in ticketing and sponsorship revenue growth, a 168-game sellout streak and the introduction of new premium seating concepts, digital marketing and CRM initiatives and the SixthMan Members program focused on providing exceptional service and experiences to season ticket holders.

Originally from Morgantown, W. Va., Walker earned his bachelor's degree in sports management from West Virginia University and his master's degree in sports administration from the University of Oklahoma.



**NANCY ALAYA**  
**VICE PRESIDENT OF FINANCE**

Nancy Alaya enters her second season with the Memphis Grizzlies as vice president of finance, managing the finance and accounting functions of the company. Alaya controls the overall financial reporting of the organization as well as the cash and fiscal management of the company and its assets.

Alaya has over 30 years of experience in finance beginning her career at Arthur Andersen & Co. in New York and Atlanta. Most recently, Alaya spent 11 years as the Vice President of Finance and CFO for Elvis Presley Enterprises, Inc. where she led efforts in the implementation of a \$130 million capital development plan for the Graceland campus including securing government incentives. Alaya has also worked at Smith & Nephew plc and Promus Companies in Memphis and over her career has gained experience in acquisitions and divestitures, system implementations and bank financing.

An Ohio native, Alaya graduated from Miami University with a BS in business and minor in statistics and is a CPA.



**ERIC GRANGER**  
**VICE PRESIDENT OF ARENA OPERATIONS**

Eric Granger enters his eighth year as vice president of arena operations for Memphis Basketball LLC, supervising and directing the event booking, facility operations, guest services and facility contractors at FedExForum. Granger also serves as a liaison with key client contacts and community leaders.

Over a 15-year career with SMG, Granger gained experience in event production, ticketing, arena marketing and guest services. Before joining the Grizzlies, he spent five years as general manager of the Nationwide Arena in Columbus, Ohio, home to the National Hockey League's Columbus Blue Jackets.

Granger returned to Memphis in 2010 after previously serving as director of event services for the Pyramid Arena and Memphis Cook Convention Center from 2001-05. During that time, Granger facilitated the opening of the Cannon Center for the Performing Arts and also planned and coordinated the 2002 Mike Tyson-Lennox Lewis Heavyweight Championship bout.

Prior to his first stint in Memphis, Granger helped oversee the opening of the Nationwide Arena in 2000. He has also worked for the Greater Columbus Convention Center in Columbus, Ohio and for the Mobile Civic Center, Civic Center Theatre and the Mobile Convention Center in Mobile, Ala.

Active with multiple community committees and organizations, Granger is a member of the International Association of Venue Managers (IAVM), Country Music Association (CMA) and the International Entertainment Buyers Association (IEBA).

A native of Mobile, Granger holds a bachelor's degree in political science from the University of South Alabama. Granger and his wife Daryl have two daughters, Danielle and Gabi.



**ROLANDA GREGORY**  
**VICE PRESIDENT OF MARKETING STRATEGY**

Rolanda Gregory enters her second season with the Memphis Grizzlies as vice president of marketing strategy. Her team is responsible for media buying, digital, social media, mobile, e-mail marketing, website design and development, campaign performance and marketing analytics. The Marketing Strategy team supports the Memphis Grizzlies, FedExForum, Grind City Media and GrizzGaming brands.

Previously, she led the eCommerce & Digital Marketing Systems team at SeaWorld Parks & Entertainment in Orlando. At SeaWorld, she was responsible for partnering with each of the parks to build and implement eCommerce strategies that focused on increasing online ticket and reservation sales, Pass Member loyalty renewals and merchandise purchases.

Prior to joining SeaWorld, Rolanda was Director, Client Services & Project Management for MangoMOBILE, an Omnicom Group company. At MangoMOBILE, she implemented numerous mobile marketing initiatives, such as app development, mobile games, and text messaging, RFID, and IVR campaigns. Her clients included Nickelodeon, AT&T, McDonald's, CW TV and Discover Financial. While working at MangoMOBILE, her team was awarded a Silver Cannes award for a joint project with CW TV for its Gossip Girl show.

Rolanda holds an MBA from Troy State University, and a Master of Science in Project Management from the University of Texas. Her undergraduate studies were at the University of Houston, where she earned a Bachelor of Arts degree in English.



## ARNETRIA KNOWLES

### VICE PRESIDENT OF HUMAN RESOURCES

Arnetria Knowles begins her 14th season with the Grizzlies and second as vice president of human resources. In this role, she oversees the human resources department which is responsible for recruiting, employee relations, benefits administration, compensation, performance management and training and development.

Prior to joining the Memphis Grizzlies, she worked for Family Dollar Stores as their DC Human Resources Manager in West Memphis, Ark. She has more than 20 years of human resources experience and has worked in a variety of industries including retail, distribution and warehousing and e-commerce fulfillment.

In addition to her duties with the Grizzlies, she is also a member of the National Society for Human Resources Management and has a bachelor's degree in human resources management. She is the proud mother of one daughter, Alexis, and resides in Collierville, Tenn.



## ANTHONY MACRI

### VICE PRESIDENT OF PARTNERSHIP MARKETING

Anthony Macri enters his fifth season with the Memphis Grizzlies as vice president of partnership marketing. In this role, Macri leads the department responsible for developing and activating marketing relationships with national, regional and local businesses which seek to associate with the Grizzlies and reach their potential customers.

Macri joined the Grizzlies in March 2014 after a more than a decade in the sports business industry. Before coming to Memphis, he spent two years in Southeast Asia as the CEO and Commissioner of a professional basketball league (the ASEAN Basketball League), the first and only regional sports league of its kind in that part of the world. During his time in Asia, Macri also served as CEO of ASEAN Sports Ventures, a sports marketing company that handled sponsorship, media rights negotiations and commercial growth for sports properties entering the marketplace.

Prior to his time in Asia, Macri served as Director of Business Development and a Player Consultant for the Pro Training Center and as Sales & Business Manager for the IMG Basketball Academy (Bradenton, Fla.). Throughout this period, Macri was also a contributor and analyst for ESPN.com and HoopsWorld.com, providing an assortment of observations on games, players and teams throughout the league.

Macri also has coached at two nationally ranked high school basketball programs and worked with numerous basketball players on and off the floor, including Joakim Noah, Luol Deng, Kevin Martin and DeJuan Blair.

Macri graduated from Loyola College in Maryland (now Loyola University Maryland) and earned his Master of Arts degree from Fordham University in the Bronx, New York.



## DENNIS O'CONNOR

### VICE PRESIDENT OF TICKET SALES AND SERVICE

Dennis O'Connor enters his 17th season with the Grizzlies as vice president of ticket sales and service. He is responsible for overseeing the day-to-day operations of the ticket sales and service department including all season, power pack, group, suite and premium tickets.

Originally from Connecticut, O'Connor began his career in sports selling minor league hockey tickets in Richmond, Va. in 1993. From there, he went to minor league baseball as group sales manager and then director of ticket operations for the Rancho Cucamonga Quakes in the California League. Prior to joining the Grizzlies, he was vice president of ticket sales and marketing for the Utah Grizzlies of the American Hockey League (AHL).

Hockey League (AHL).

A graduate of the University of Richmond with an undergraduate degree in Economics and a Masters in Sports Management, O'Connor resides in Cordova with his wife Erin, step-daughter Madison and daughter Kylie.



## JOHN PUGLIESE

### VICE PRESIDENT OF BRAND, CONTENT MARKETING, COMMUNICATIONS AND BROADCAST

John Pugliese enters his 20th season with the Grizzlies and first as vice president of brand, content marketing, communications and broadcast where he manages the day-to-day operations of each of those departments.

Pugliese currently oversees the operation of all aspects of content marketing and branding, including Grind City Media, social and digital development and production, creative services, special events, game entertainment and promotions, both regionally and locally. He also oversees the public relations and communications for the Grizzlies and FedExForum while also leading the Broadcast department in the creation and production of video and game content and radio and television broadcasts.

Backed by 19 years of sports entertainment experience with the Grizzlies, Pugliese has played an integral role in transforming the team's identity in Memphis. He has worked on campaigns such as "Believe Memphis" and orchestrated long-standing Grizzlies traditions like the Martin Luther King Day celebrations at FedExForum.

Pugliese earned his bachelor's degree in commerce from the University of British Columbia and began his career with the Vancouver Canucks and Grizzlies in 1998 as the assistant coordinator of game presentation.

The Vancouver native moved to Memphis with the team in 2001 where he has since set roots in the downtown community. Pugliese serves as a member of the Greater Memphis Chamber Board of Advisors, Jay Uiberall Legacy Fund Board, Boys & Girls Club Golf Tourney Board, Rock & Soul Museum & Memphis Music Hall-of-Fame Board and has been acknowledged in the Memphis Business Journal's Top 40 under 40.



## DIANE TERRELL

### VICE PRESIDENT OF COMMUNITY ENGAGEMENT & EXECUTIVE DIRECTOR, MEMPHIS GRIZZLIES FOUNDATION

Diane Terrell joined the Grizzlies during the 2013-14 season with the goal to better align and maximize the organization's community and philanthropic investments in the Mid-South area.

Terrell leads all aspects of community relations, including outreach, engagement and grant-making in support of three priority goals: increase the number of high school graduates prepared for success in college or career; recruit and retain positive adult mentors to support student success; and ensure all Memphians have access to healthy spaces and choices.

Since relocating to Memphis in 2001, the Grizzlies have contributed \$40 million through its Foundation to improve the lives of all Memphians, particularly children living at risk. In coming years, the Grizzlies Foundation and the Community Engagement team will work to deepen the impact of both new and existing investments creating a legacy footprint for the organization.

Terrell moved to Memphis to join FedEx as vice president of strategic communications where she was directly responsible for corporate citizenship, social media, and workplace communications teams.

After a lifetime spent in large urban cities both in the United States and abroad, Terrell has happily chosen Memphis as home. She lives in Midtown and serves as a member of the boards for Boys and Girls Clubs of Greater Memphis, Riverfront Development Corporation and the TNTP National Board.



## GARTH WEBSTER

### VICE PRESIDENT OF TICKET OPERATIONS

Garth Webster enters his 17th season with the Grizzlies as vice president of ticket operations and is responsible for the operational end of the ticket sales and service department.

Prior to joining the Grizzlies in July 2001, Webster spent four years with SMG and LMI, the private management companies who operated The Pyramid, where he was employed as The Pyramid box office manager. Webster served as venue manager for the Atlanta Committee for the Olympic Games from 1994-96, overseeing all operational functions at Miami's Orange Bowl, satellite site for Olympic football.

Prior to his Olympic employment, Webster oversaw all ticket operations for the Lipton Championships (NASDAQ 100 Open) in Key Biscayne, Fla. from 1989-94. Webster was also employed as a consultant by the Sydney Olympic Organizing Committee where he managed ticket operations at Darling Harbour, site of the 2000 Olympic boxing, weightlifting, fencing, judo and wrestling.

Born and raised in Miami, Webster and his wife Yvette have three children, Emily, Sarah and Garth III. He is a graduate of St. Thomas University in Miami.





# BUSINESS OPERATIONS

# BUSINESS OPERATIONS



**Stef Allan** Photography Director/Editor  
**Max Alpert** Account Executive, Ticket Sales  
**Joseph Anderson** Ticket Sales Representative  
**Rob Aycock** Senior Manager, Development  
**Kim Baker** Coordinator, Group Sales  
**Amara Baptist** Social Media Producer  
**Maurio Batts** Coordinator, Conversion



**Lauryn Johnson** Ticket Sales Representative  
**Nate Johnson** Operations Manager  
**Amanda Jones** Coordinator, Promotions and Regional Marketing  
**Jonathan Jones** Account Executive, Group Sales  
**Sonya Jones** Senior Accountant  
**Luther Jordan** Building Engineer, SM Lawrence  
**Kenny Keblaits** Manager, Development



**Melvin Becton** Garage Manager, AmeriPark  
**Michael Blevins** Creative Producer/Senior Editor  
**Travis Brady** Account Executive, Client Services  
**Tony Braxton** Account Manager, CDS (24 Hour Security)  
**Tyler Brenelsen** Account Executive, Hustle Ticket Sales  
**Kim Brunt** Manager, Human Resources  
**Maggie Coates** Ticket Sales Representative



**Andrew Kiepe** Ticket Sales Representative  
**Jake Kimbrell** Account Executive, Group Sales  
**Monica King** Senior Manager, Client Services  
**Kyle Krebs** Account Executive, Premium Sales  
**Zach Ladner** Account Executive, Ticket Sales  
**Alexa Lesinski** Coordinator, Graphic Design  
**Carly Lyons** Director, Promotions, Regional and Event Marketing



**Jason Cockerham** Sr. Account Executive, Group Sales  
**James Connolly** Director, Business Strategy and Analytics  
**Lana Counce** Data Warehouse & CRM Manager  
**Cassandra Crenny** Intern, Arena Operations  
**Gregg Crone** Senior Director, Premium Service  
**Mya Donald** Senior Manager, Activation  
**Gavin Driskill** Business Analyst, Partnership Marketing



**Devin Maddox** Manager, Ticket Operations  
**Brooke Manning** Senior Coordinator, Activation  
**Herschel McCathern** Coordinator, Guest Services  
**Matthew McClain** Event Manager  
**Parker McClain** Ticket Sales Representative  
**Eric McMahon** Mascot Coordinator  
**Rickie Means** Manager, Premium Services



**Christopher Dyer** Coordinator, Ticket Operations  
**Walker Eaton** Account Executive, Ticket Sales  
**Corey Elliott** Account Executive, Hustle Ticket Sales  
**George Fadel** Manager, Marketing Engagement  
**Brandon Fiedler** Arena Production Manager  
**Leslie Finch** Manager, Partnership Marketing (Hustle)  
**Willie Fisher** Supervisor, Conversion



**Karen Merritt** Controller  
**Lisa Montgomery** Day Manager, ServiceMaster  
**Jonathan Moore** Operations Coordinator  
**Malcolm Moore** Junior Web Developer  
**Tamara Moore** Manager, Live Entertainment & Retail Marketing  
**Abi Morton** Coordinator, Ticket Sales & Services  
**Lamont Nelson** Director, Development




**Joseph Fitzpatrick** Account Executive, Premium Sales  
**MaKinzie Foos** Manager, Ticket Sales  
**Willie Foreman** Network Support Analyst II  
**Tommy Fridy** Account Executive, Group Sales  
**Terran Gary** Coordinator, Entertainment Team  
**Meghan Gattas** Digital Marketing and Email Coordinator  
**Laura Gawel** Marketing Analyst




**Ben Newsham** Clerk, Central Services  
**Kim Newson** Accounting Coordinator  
**Jeff Olson** Director, Event Booking  
**Norman O'Neal** Account Executive, Hustle Ticket Sales  
**Ian Owen** Media Archive Coordinator  
**Arnyce Owens** Ticket Sales Representative  
**Joseph Palermino** Account Executive, Client Services



**Barbara Gray** Director, Accounting and Financial Reporting  
**Mark Greer** Sr. Account Executive, Ticket Sales  
**TeKi Groff** Payroll Manager  
**David Harmon** Director, Premium Sales  
**Stephanie Harrison** Senior Accountant  
**Justin Hart** Coordinator, Activation  
**Lee Hartley** Ticket Sales Representative



**Alyson Pane** Event Coordinator  
**Nicole Pentecost** Manager, Development  
**Antonio Perez** Senior Manager, Youth Basketball Programming  
**Paige Perkins** Senior Manager, Premium Sales & Engagement  
**Scott Pitts** Director, Information Technology  
**Jason Potter** Director, Content and Live Entertainment  
**Molly Price** Account Executive, Client Services



**Cynthia Hazell-Cutchin** Director, Advertising  
**Hannah Henderson** Intern, Communications and Publications  
**Eric Honeycutt** News Photographer/Editor  
**Vanessa Ingram** Intern, Human Resources  
**Lakendra Jeffries** Part Time Receptionist/Activation Specialist  
**Ben Johnson** Cable Technician  
**Kimble Johnson** Part Time Receptionist/Activation Specialist




**Peter Pugh** Senior Director, Facility Operations  
**Paula Richmond** Senior Manager, Staff Services  
**David Ridenhour** Manager, Group Sales  
**Orlando Roberson** Building Engineer, SM Lawrence  
**Cedric Rodgers** Electrician  
**Michael Rose** Manager, Ticket Operations  
**Carl Rosen** Senior Account Executive, Client Services

INTRO  
 PLAYERS  
 EXECUTIVES  
 BASKETBALL OPERATIONS  
 BUSINESS OPERATIONS  
 MEDIA  
 COMMUNITY  
 HISTORY  
 PLAYOFFS  
 REVIEW  
 OPPONENTS  
 NBA  
 FEDERFORUM  
 AT A GLANCE

BUSINESS OPERATIONS





**Jon Roser**  
Producer,  
Grind City Media

**Peggy Rounds**  
Senior Account Executive,  
Client Services

**Terry Rowe**  
Chief Engineer,  
SM Lawrence

**Bryan Rumfola**  
Senior Graphic Designer

**Joey Silver**  
Account Executive,  
Ticket Sales

**Josh Smallie**  
Director, Concessions

**Brett Smith**  
Director,  
Broadcast Operations



**Lisa Smith**  
Assistant Manager,  
Ticket Operations

**Torey Smith**  
Coordinator,  
Conversion

**Lindsay Sorenson**  
Account Executive,  
Group Sales

**Renée Sparks**  
Supervisor,  
Central Services

**Kandace Stewart**  
Senior Coordinator,  
Business Operations

**Scotty Swanger**  
Supervisor,  
Conversion

**David Thompson**  
Director,  
Brand Marketing



**Lesley Torrell**  
Senior Director, Digital  
& Marketing Operations

**Malika Travis**  
Clerk, Accountant

**Kate Ulrich**  
Coordinator,  
Live Entertainment

**Roy Wells II**  
Manager,  
Web Development

**Kelvin Williams**  
Building Engineer,  
SM Lawrence

**Hateisha Williamson**  
Director,  
Guest Relations

**Johnathan Yancey**  
Network Support  
Analyst II

## NOT PICTURED

- Kevin Bay**  
Intern, Finance/Accounting
- Cheree Buckson**  
Coordinator, Activation
- Gary Darby**  
Radio Pregame,  
Half & Postgame Host
- Samuel Edwards**  
Producer/Editor
- Avery Franklin**  
Intern, Grind City Media
- Jose Gonzales**  
Building Painter
- Taylor Hildreth**  
Intern, Finance/Accounting
- Jason Lee**  
Electrician
- Pat Longo**  
Intern, Promotions  
and Live Entertainment
- Stella Roeder**  
CRM Coordinator
- DaQuan Sims**  
Graphic Design, Motion
- Lawson Tully**  
Maintenance Technician  
Carpenter

## GRIZZ

### TEAM MASCOT

Now in his 23rd season, Grizz, the mascot of the Memphis Grizzlies, has remained a furry fan favorite among members of Grizz Nation, so much so that he was named the 2011 NBA Mascot of the Year as voted by his peers. Born in Vancouver, Canada in 1995, Grizz can always be relied upon to electrify audiences with dramatic dunks and signature shenanigans.

In celebration of the Grizzlies' 10th Season in Memphis in 2010-11, Grizz re-introduced his equally popular alter-ego Super Grizz as a nod to the organization's first seasons in the Bluff City. Donning an updated mask and cape, Super Grizz rallied fans as the team earned its first postseason berth since 2006 and advanced to the Western Conference Semifinals in thrilling fashion. Grizz was the recipient of the 2016 NBA Mascot Leadership and 2016 Stunt of the Year Awards.

Memphis has proven to be the perfect natural habitat for Grizz, who often stars in schools throughout the Mid-South as part of a variety of community initiatives. When not rallying fans at FedExForum or making appearances around town, Grizz is often found at St. Jude encouraging children in their battle against cancer, an issue near to Grizz's heart after his own defeat of the disease in 2008. If you would like Grizz to make an appearance at your special event please contact us at 901.205.1416.



## GRIZZ GIRLS

### DANCE TEAM

The Grizzlies players aren't the only athletes on the court at FedExForum. With their fast-paced dance moves and exciting routines, the Grizz Girls rock FedExForum at every home game. Throughout the season, these dancers entertain arena audiences with high-energy dance routines that keep the crowd excited during timeouts, between quarters and selected halftime intermissions.

Away from the arena, the Grizz Girls add a special touch to the Grizzlies community and around the world. The Grizz Girls have taken their act international as well, spreading the excitement of the NBA to Hong Kong as part of NBA Madness 2011, Mexico as part of the 2012 and 2016 NBA Rafaga Experience, China and Taiwan as part of NBA Madness 2012. They returned to China as part of the NBA's 2013 International Talent Grassroots program and participated in NBA 3X in Seoul, South Korea. The squad visited Johannesburg, South Africa in 2014 as part of the 12th Basketball Without Borders, and returned to Mexico for the 2017 Jr NBA Finals.

With their infectious personalities and athletic ability, the Grizz Girls also share their love of dance throughout the community with their dance clinics for kids and their weekly Girl Play adult dance classes.

From the Blues to Rock to Hip Hop, the Grizz Girls dazzle crowds with exciting routines to a variety of music. Under the direction of Live Entertainment Manager, Tamara Moore, they continue to keep fans guessing what they will tackle next. To have the Grizz Girls at your upcoming event or party or more information on clinics and classes, call 901.205.1411 or visit grizzlies.com for more information.





# The doctor *will hear* you now

Reimagining primary care begins and ends with listening. Our physicians and supporting care team members serve as guides for all of your healthcare needs — offering comprehensive care throughout our extensive network of physicians. Choose from any of our nearly 30 Methodist Medical Group Primary Care offices around Memphis.

*To make an appointment today,  
call 901.758.9898. Learn more at  
[MethodistHealth.org/primarycare](http://MethodistHealth.org/primarycare)*

This is Primary Care.




**Methodist**  
Medical Group

Primary Care



**MEDIA**

MEMPHIS





## MEDIA GUIDELINES

### Credentials

Individual Memphis Grizzlies media credentials can be requested by completing the credential application online at Grizzlies.com. Credentials are issued to working press only and at the full discretion of the NBA League Office and the Grizzlies Communications Department. A member of the working press must be on specific assignment for a known and established media organization; credentials are not issued to freelance journalists and photographers. All media members requesting single-game credentials must submit their online credential application at least 48 hours in advance of the game requested. No exceptions. Single-game credentials may be picked up at the FedExForum media entrance on the Southeast corner of Fourth Street and Dr. Martin Luther King Jr. Avenue beginning three hours prior to tip-off. Valid credentials will allow access to FedExForum, press row, auxiliary media seating, the Don Poier Media Center and both locker rooms. Media members holding full season credentials still must inform the Grizzlies Communications Department in advance of the games they wish to cover in order to reserve seating. Season and single-game credentials must be visibly worn at all times and, in all cases, are non-transferable. Any unauthorized use will subject the bearer to ejection from FedExForum and forfeiture of the credential, including but not limited to obtaining autographs.

Credentials for working media are issued based on the following criteria: 1) Local daily newspapers, newspapers from the opponent's area and national publications; 2) Local radio and television sports department personnel considered reporting; 3) Previously approved daily newspapers, radio and television sports department personnel that regularly cover the Grizzlies; 4) Previously approved weekly and monthly publications that regularly cover the Grizzlies; 5) Website reporters and bloggers previously approved by the NBA League Office; and 6) NBA scouts.

Photography requests must be submitted by the photo editor. Freelance writers and photographers will only be credentialed if the assigning publication submits the credential request. Hard copies of the publication may be requested for verification. Your cooperation is appreciated.

### Photographers/Camera Operators

Baseline photographer positions are assigned by the Grizzlies Communications and Publications Department for both still photographers and television cameras. Due to limited space on the photo baselines and per NBA guidelines, only the following media are permitted a baseline photographer position: 1) Live television cameras; 2) NBA Entertainment/NBA Photos; 3) Team Photographer/Videographer; 4) Pre-approved wire services; 5) Newspapers that regularly travel with the team; 6) Sports Illustrated; 7) International media (one spot); 8) In-Arena cameras.

Per NBA policy, remote cameras, tripods and hard-back chairs are not permitted. All cameras must have rubber shade lens covers secured. All television stations have access to the direct in-house feed by contacting the Grizzlies Communications and Publications Department.

### Parking

Media parking in the surface lot located on Dr. Martin Luther King Jr. Avenue between B.B. King Blvd. and Fourth Street (across from the Toyota Parking Garage) must be requested through the Grizzlies Communications and Publications Department at least 48 hours prior to the game. The surface lot typically is available on a first-come, first-serve basis but cannot be guaranteed in some instances during the regular season and postseason due to high demand.

### Media Work Room

The media workroom is open three hours prior to each game and is located in the Don Poier Media Center on the Southeast side of FedExForum. Admittance/space is limited to working media members with credentials only. Television monitors, telephones, workspace and complimentary photocopy and fax services are provided. Game notes, press releases and a limited number of media guides and game programs will also be available in the Don Poier Media Center during the course of the game. The media work room will also be available for use during all practices at FedExForum. Family members and guests of media members will not be permitted (no exceptions).

### Locker Rooms

In accordance with NBA policy, both locker rooms will be open 75 minutes prior to tip-off for a 30-minute period and will re-open after the game following a 10-minute cooling-off period. Only those individuals with prominently-displayed, valid credentials will gain admittance. Still photography is strictly forbidden, including pictures taken on cell phones. Seeking autographs or souvenir items from players or coaches is strictly prohibited and subject to forfeiture of credential.

### Services

Game notes and statistics will be available in the Don Poier Media Center three hours prior to tip-off. Quarterly, halftime and final box scores, play-by-play sheets and postgame quotes and notes will be delivered to all working media as quickly as possible.

Media meals are available for \$5 beginning approximately three hours prior to game time. The dining area is located in the Media Dining Room in the Don Poier Media Center on the Southeast side of FedExForum. Refreshments will be made available in the media dining room and the auxiliary media seating area at halftime and postgame.

### International Media Policy

International media interested in covering NBA regular-season games must submit a written request to the NBA League Office via the NBA International Communications Department (Mike Perrelli at mperrelli@nba.com). All credential requests must be received at least three business days prior to the first game requested. Photo identification will be required when picking up confirmed credentials at the media entrance.

### Practices/Shootarounds

Grizzlies practices and shootarounds are held at either the Grizzlies' practice facility or main court inside FedExForum. Practices are closed, with the last 30 minutes open to the media. All shootarounds are closed to the media; media availability is provided afterward. Please contact the Grizzlies Communications and Publications Department to confirm practice and shootaround times, sites and player/staff availability.



## JASON WALLACE

### DIRECTOR, COMMUNICATIONS AND PUBLICATIONS

Jason Wallace enters his seventh season as the Director of Communications and Publications for the Memphis Grizzlies.

Wallace is responsible for the day-to-day operations of the Communications and Publications Department as it supports Basketball and Business Operations for the Memphis Grizzlies, Memphis Hustle and FedExForum. He serves as the primary media contact for local, national and international media and team interview requests. He is responsible for managing media operations, strategic communications, press releases and coordinating interviews with players, coaches and front office personnel while also overseeing the editorial content and production of all team-produced publications.

Wallace has previous experience in the NBA communications field with the San Antonio Spurs and Orlando Magic, where he spent eight combined seasons. Prior to working in the NBA, he completed internships with the Rhein Fire of NFL Europe, the Houston Texans, Richmond Braves and the PGA TOUR.

A graduate of the University of Florida, Wallace earned a bachelor's degree in exercise and sport sciences with a specialization in sport management. While in Gainesville, he volunteered extensively with Florida's sports information department.

Originally from Richmond, Va., Wallace and his wife, Katie, and sons, Andrew and Ryan, reside on Mud Island in Downtown Memphis.



## ROSS WOODEN

### MANAGER, COMMUNICATIONS AND PUBLICATIONS

Ross Wooden enters his 11th season with the Memphis Grizzlies as manager of communications and publications. He began his career in the NBA communications field with the team in 2007 as media relations coordinator.

In his current role, Wooden serves as a communications contact for local, national and international media and for interview requests for members of basketball and business operations. In addition, he authors major publications, including the team media guide, postseason media guide and summer league media guide, produces game notes and various statistical models, crafts press releases and

maintains the team's official PR Twitter account @GrizzliesPR.

Among his other responsibilities, Wooden is the primary contact for full-season and single-game media accreditation for Grizzlies games and shares team travel duties.

A 2006 graduate of Mississippi State University with a degree in journalism, Wooden spent his final year in Starkville as the men's basketball writer for The Reflector while regularly commuting to Memphis to intern for the Grizzlies on game nights.

A distant relative of the legendary late UCLA head coach John Wooden, the Springfield, Ill. native has lived in Memphis for 25 years. He and his wife, Amber, currently reside on Mud Island in Downtown Memphis.





## MAGGIE YANG

**COORDINATOR, COMMUNICATIONS AND PUBLICATIONS**

Maggie Yang enters her first season as coordinator of communications and publications for the Memphis Grizzlies after completing a full season internship with the department in 2016-17.

In this role, Yang serves as the primary media contact for all FedExForum concerts, events and initiatives. She also crafts original press releases for the venue and Grizzlies business operations. In addition, Yang acts as a media contact for Grizzlies basketball and business operations and on- and off-the-court player appearances.

During her undergrad years, Yang gained communications experience as a consumer press intern at HGTV, working in talent relations and producing press releases for the network. She has also completed digital content and production internships with DuJour Media and NBC's TODAY Show.

Yang earned a dual bachelor's degree in media, culture and communications and broadcast journalism from New York University in 2016. A native of Memphis, TN, Yang currently resides in East Memphis.



## GEOFF LANGHAM

**COORDINATOR, COMMUNICATIONS AND PUBLICATIONS**

Geoff Langham enters his first season as coordinator of communications and publications for the Memphis Grizzlies.

Langham serves as the primary media contact for the Memphis Hustle, the Grizzlies' NBA G League affiliate, and the Grizzlies' eSports NBA 2K initiatives. In addition, he assists with various aspects of the Grizzlies communications department for basketball-related matters.

Langham spent the 2016-17 season as an intern in the Grizzlies communications department before receiving his current role. Prior to his time in Memphis, he completed a seasonal internship with the Utah Jazz. In addition, he spent one season with the Oklahoma City Thunder's public relations game night staff during his time as an undergrad and completed an internship with the WNBA's San Antonio Stars in 2014.

A 2015 graduate of the University of Oklahoma and diehard fan of Sooners football, Langham earned a bachelor's degree in journalism with an emphasis in public relations. During his time in Norman, he spent two years with Oklahoma's Athletics Communications department where he was the women's tennis media contact for one season and assisted heavily with the men's and women's basketball teams.

Originally from Oklahoma City, Langham resides in Downtown Memphis.



## PETE PRANICA

**TELEVISION PLAY-BY-PLAY ANNOUNCER**

Pete Pranica enters his 25th season of calling NBA action and his 14th season with the Memphis Grizzlies as the play-by-play voice for Grizzlies telecasts on Fox Sports Southeast. He originally joined the team for the 2004-05 season as the Grizzlies' radio voice but assumed television duties upon the untimely death of the original "Voice of the Grizzlies" Don Poier in January 2005.

Pranica began his career in the NBA in 1990 by calling select radio games for the Detroit Pistons. In 1998 he joined the Portland Trail Blazers and logged one season as their radio host and television sideline reporter before taking on television play-by-play duties alongside longtime NBA analyst Steve "Snapper" Jones.

A five-time finalist for Tennessee State Sportscaster of the Year, Pranica has been involved in three Emmy-winning productions: two as a commentator for NBC at the 2004 and 2008 Olympic Games and one with the Grizzlies. This past summer, he teamed with Isiah Thomas to call NBA Summer League action for NBA TV.

Since coming to Memphis, Pranica has also provided the call for a variety of events including C-USA and SEC basketball, SEC football, the Southern Heritage Classic football game, SEC and ACC soccer, Memphis Tigers basketball and Memphis Redbirds (AAA) baseball.

A 1986 Notre Dame graduate, Pranica also lists Seattle Seahawks pre-season football, Wayne State football and Notre Dame football, basketball, soccer and hockey among his play-by-play credits.

A devotee of aviation and spaceflight, Pranica has flown with the USAF Thunderbirds, is pursuing his pilot's license and has also written "Spaceflight Updates" for Discovery. He sits on the board of the Memphis Grizzlies Foundation and is a member of the NBA's Officiating Advisory Council. In the community, he supports St. Jude Children's Research Hospital, the FedEx St. Jude Classic Captain's Club, the Memphis Symphony Orchestra and the Tennessee Shakespeare Company for whom he portrayed the title character in the one-man show, Mark Twain at Twilight, in 2014.

Pete and his wife Johanna live in Cordova.



## BREVIN KNIGHT

**TELEVISION ANALYST**

Former Memphis Grizzlies guard Brevin Knight enters his eighth season alongside Pete Pranica as an analyst on Grizzlies television broadcasts. Knight also appears as a commentator on the Grizzlies Live! pregame and postgame show for all telecasts on FOX Sports Southeast.

Knight debuted in the broadcast booth with the Charlotte Bobcats, working as a radio analyst for Bobcats home games, and served an NBA TV correspondent during the 2006 NBA Playoffs.

Drafted in the first round (16th overall) of the 1997 NBA Draft by the Cleveland Cavaliers following a standout four-year collegiate career at Stanford University, Knight appeared in 729 regular season games (423 starts) over his 12-year NBA career (1997-2009) and averaged 7.3 points and 6.1 assists in 24.9 minutes for Cleveland, Atlanta, Memphis, Phoenix, Washington, Milwaukee, Charlotte, the Los Angeles Clippers and Utah.

Knight was named to the 1997-98 All-Rookie First Team after leading the NBA in total steals (196) and ranked inside the league's Top 10 in assists per game four times during his career, finishing second with 9.0 assists per game in 2004-05 and third with 8.8 in 2005-06. He competed in 108 games (15 starts) and recorded 5.4 points and 5.0 assists in 19.3 minutes for the Grizzlies during the team's first two seasons in Memphis (2001-03).

The East Orange, N.J. native was named First Team All-American as a senior at Stanford.

Knight and his wife, Deena, have two daughters, Brenna and Kayla, and one son, Donevin.



## ROB FISCHER

TELEVISION SIDELINE REPORTER/GRIZZLIES LIVE! HOST

A well-known sports personality in the Mid-South, Rob Fischer enters his 11th season as the Grizzlies television sideline reporter. He also provides complete breakdowns and in-depth analysis on Grizzlies LIVE! pregame and postgame shows alongside television analyst Brevin Knight and Grind City Media digital host Chris Vernon.

Fischer hosts "Fish 'N Stats" on Sports 56 WHBQ (560 AM/87.7 FM) from 3-6 p.m. weekdays with Brett Norsworthy. After moving to Memphis in 2002, he was the color television analyst for the University of Memphis Tigers football games on ABC 24/UPN 30 for three seasons (2003-05).

Fischer began his radio career in 1992 in St. Louis hosting a daily talk show, St. Louis Rams pre and postgame shows and a weekly football show with former Rams wide receiver Jack Snow. After moving to Las Vegas in 1995, he worked nationally on SportsFan Radio Network, hosting a nightly, six-hour call-in show, a weekly hockey program with NHL Hall of Famer Phil Esposito and a weekly, game-day program with former NFL quarterback Sean Salisbury.

Throughout his broadcasting career, Fischer has covered major sporting events such as the Super Bowl, the Kentucky Derby, the Breeder's Cup, the Indianapolis 500, the NCAA men's basketball Final Four and the Summer Olympics.

The Missouri native is married to wife Dipti and has one daughter, Keegan and one son, Colton.



## SEAN TUOHY

TELEVISION ANALYST

Former standout Ole Miss point guard Sean Tuohy enters his 17th season as an analyst for the Memphis Grizzlies, his 12th on television broadcasts. He also adds pregame commentary and analysis throughout the season on Grizzlies LIVE!, the pregame and postgame broadcast for regular season telecasts on FOX Sports Southeast.

When Tuohy walked off the court after his last Ole Miss game, he had shattered every major SEC assists-related record. He was the all-time leader in assists (830) for Ole Miss and the Southeastern Conference, and still holds several records. Tuohy led the Rebels to their first ever SEC Championship (1981) and the program's first NCAA Tournament appearance. Inducted into the Ole Miss Sports Hall of Fame in 1998,

Tuohy was the first four-year Rebel to graduate with a winning record (62-55) and has been named to the Ole Miss All-Century team.

Drafted by the New Jersey Nets in the 1982 NBA Draft, the New Orleans native opted to continue his athletic career overseas before returning to the Mid-South to lead another team, this time in the fast food industry. As founder and president of RGT Management Inc., Tuohy is a successful entrepreneur that currently owns, operates and oversees the day-to-day administration of the system's 75 restaurants, which include Taco Bell, KFC and Freddy's franchises.

Prior to joining the Grizzlies broadcast booth, Tuohy spent seven seasons as a radio analyst for Ole Miss broadcasts as well as national broadcasts for Westwood One and CBS Radio.

Tuohy has been married to his college cheerleader sweetheart, the former Leigh Anne Roberts, for 35 years, and they are the proud parents of daughter Collins (30) and sons Michael Oher (31) and Sean Jr. (24), who is now coaching at Southern Methodist University.

The life and childhood of Oher was the subject of the 2006 New York Times best seller *The Blind Side: Evolution of a Game* by Michael Lewis. Oher won Super Bowl XLVII as a member of the Baltimore Ravens, defeating the San Francisco 49ers, 34-31, before continuing his career with the Tennessee Titans and Carolina Panthers. The book was adapted into the 2009 film *The Blind Side*, which earned numerous accolades, including an Academy Award nomination for Best Picture. Starring Sandra Bullock, who won the Academy Award for Best Actress for her portrayal of Leigh Anne, and Tim McGraw as Sean, the film grossed over \$300 million domestically, making it the highest-grossing sports drama of all-time.

In addition to his demanding business, broadcasting and philanthropic schedules, Tuohy is heavily involved in supporting their family charity, The Making It Happen Foundation. This charity promotes awareness, provides hope and improves standards of living for all the children fighting to survive in the invisible cracks in society. Through all of their projects, the Tuohy family continues their mission to inspire hope, ignite generosity, and make it happen for the deserving, but underserved youth. In July 2010, he and his wife, released the New York Times best-seller, *In a Heartbeat: Sharing the Power of Cheerful Giving*. The Tuohy family's inspirational story has been covered all over the national media, including CNN, Fox and Friends, Good Morning America, 20/20, The Today Show, Dr. Drew, Sean Hannity, Katie, Huffington Post Live and Huckabee.



## SCOTT ZACHRY

DIRECTOR, GRIZZLIES BROADCAST AND FEATURE PRODUCTION

Veteran sports broadcasting professional Scott Zachry enters his sixth season with the Grizzlies, his second as director of broadcast and feature production and 28th in the NBA. In his current role, Zachry oversees the team's live game broadcasts for television and radio while also producing all of the Grizzlies' FOX Sports Southeast telecasts. In addition, Zachry maintains a supervisory role in the team's digital entertainment venture Grind City Media.

Zachry began his career at the ABC affiliate in Portland, Ore. as a sports producer and reporter. After five years at KATU he advanced to the Portland Trail Blazers where during his 22 years with the team his role grew from television and radio host to director of game operations to game producer to

executive producer.

An avid sports fan, Zachry counts two NBA Finals runs and working with the original Dream Team at the Basketball Tournament of the Americas in 1992 as high points during an accomplished career.



## ERIC HASSELTINE

RADIO PLAY-BY-PLAY ANNOUNCER

Eric Hasseltine returns for his 17th season with the Grizzlies, teaming with color analysts Hank McDowell, Elliot Perry and Grind City Media's Michael Wallace to provide play-by-play commentary for all Grizzlies preseason, regular season and postseason games. He also hosts "The Eric Hasseltine Show" weekdays from 2-4 p.m. on the Grizzlies' flagship radio station 92.9 FM ESPN.

Joining the team upon its arrival in Memphis in 2001, Hasseltine served the first three seasons as the team's radio pre-game, halftime and post-game host along with television sideline reporting duties before taking over his current role in January of 2005 after the tragic passing of Don Poier.

His broadcasting credits include working for the flagship station of the Sacramento Kings as a reporter and host of a weekly NBA show, doing play-by-play for both football and basketball at UC Davis in California, as well as covering the NFL's Oakland Raiders for three seasons.

The Walnut Creek, Calif. native graduated from UC Davis in 1996. He has a daughter, Kate, and son, Austen.





## HANK MCDOWELL

**RADIO ANALYST**

Memphis native and former Memphis State basketball player Hank McDowell enters his 12th season as an analyst with the Grizzlies radio broadcast team.

A 1981 graduate of Memphis State, he was the 1980 and 1981 MVP of the Tigers' men's basketball teams before being drafted in the fifth round of the 1981 NBA Draft by the Golden State Warriors. McDowell spent six seasons in the NBA (1981-87), averaging 2.9 points and 2.3 rebounds in 206 games for Golden State, Portland, San Diego, Houston and Milwaukee. He also played overseas in Italy and Spain.

Following his playing career, McDowell launched Memphis-based McDowell Marketing, a local business specializing in corporate apparel and promotional products.

McDowell also served as the radio and TV analyst for the University of Memphis men's basketball team for 15 seasons.

McDowell and his wife Carol have two sons, Patrick and Jake.



## MICHAEL WALLACE

**GRIND CITY MEDIA SR. EDITOR, CONTRIBUTOR AND ANALYST**

Michael Wallace enters his second season as senior editor and contributor for Grind City Media, where he provides columns, commentary and news reporting, and also serves as a broadcast analyst on the Grizzlies LIVE! pregame and postgame shows. In addition, Wallace is a rotating member of the Grizzlies' radio broadcast team alongside Eric Hasseltine, Hank McDowell and Elliot Perry for home and road games.

Prior to joining the Grizzlies, Wallace spent six years as an NBA reporter with ESPN and contributed to ESPN.com's 'Heat Index,' a groundbreaking digital media site that chronicled LeBron James' four seasons with the Miami Heat, which featured four consecutive trips to the NBA Finals and two championships. Wallace was also a regular co-host on ESPN Radio's national weekend show lineup and a daily co-host on ESPN's radio affiliate in Miami.

An award-winning newspaper journalist recognized the past two decades by APSE, NABJ and the NAACP, Wallace's reporting on sports, politics, crime and education has appeared in the Miami Herald, Washington Post, San Antonio Express-News, Birmingham News, Jackson (MS) Clarion-Ledger, Tallahassee Democrat and The (Shreveport) Times. Wallace is also active in community programs, including the Police Athletic League, faith-based prison ministry outreach and Duffels4Kids to benefit foster/adoptive children.

Wallace received his bachelor's degree from Grambling State University and is pursuing a master's degree in new media communications. He lives in Memphis with his wife and children.

Wallace received his bachelor's degree from Grambling State University and is pursuing a master's degree in new media communications. He lives in Memphis with his wife and children.



## CHRIS VERNON

**GRIND CITY MEDIA DIGITAL HOST AND CONTRIBUTOR/  
GRIZZLIES LIVE! ANALYST**

Chris Vernon enters his second season as digital host and contributor for Grind City Media and his fourth season on the Grizzlies broadcast team as an analyst on the Grizzlies LIVE! pregame and postgame shows, where he helps provide complete breakdowns and in-depth analysis for all home games alongside sideline reporter Rob Fischer and television analyst Brevin Knight.

Vernon hosts "The Chris Vernon Show" on Grizzlies.com, his 13th season helming the show. "The Chris Vernon Show" has netted multiple awards over the years, including The Memphis Flyer's "Best of Memphis" honors as "Best Radio Personality," "Best Drive Time Show" and "Best Sports Radio Show."

Outside of his Grizzlies responsibilities, Vernon serves as host of "The Ringer NBA Show" and "Ringer University" as part of The Ringer Podcast Network" where he serves up insights and analysis for basketball and college football.

A graduate of Freed Hardeman University, Vernon has lived and worked in Memphis since 2000, covering the Grizzlies since their inaugural season in the Bluff City. He previously lived in New York and St. Louis.



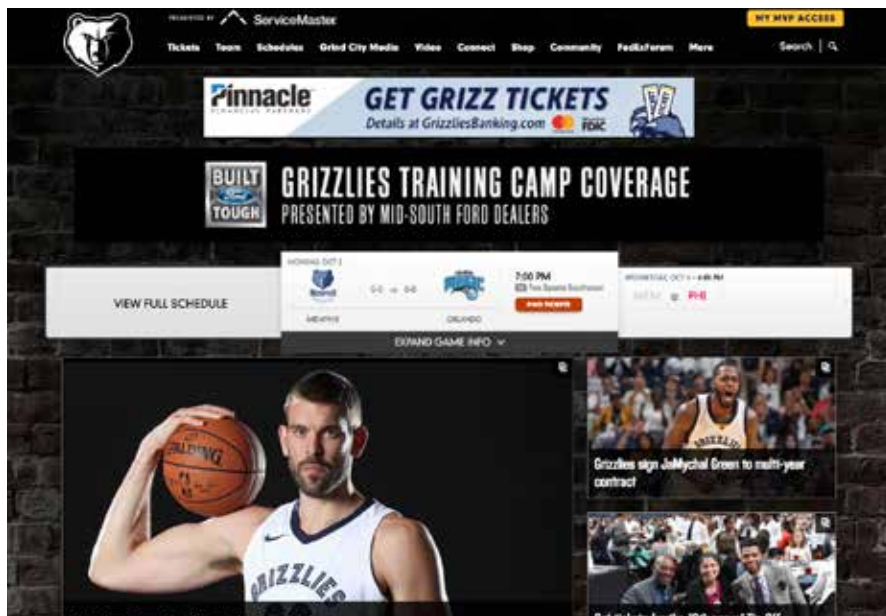
## ALEXIS MORGAN

**GRIND CITY MEDIA DIGITAL CONTENT REPORTER**

Alexis Morgan enters her second season as digital content reporter for Grind City Media. From player and coach interviews and features to everything happening at FedExForum, Alexis will have all the latest news, trends and developments covered.

Morgan was previously the on-air host and producer for SLAM Magazine and a contributing writer for Bleacher Report, Sports Illustrated and Complex. In addition, she has covered major sports and entertainment events such as the NBA Awards, Oscars, Super Bowl, New York Fashion Week, the NBA All-Star Game and the ESPYS.

In college, Alexis studied public relations, broadcast journalism and French at Penn State University and received her master's degree in journalism from Columbia University.



## GRIZZLIES.COM

OFFICIAL WEBSITE OF THE MEMPHIS GRIZZLIES

Stay connected to your home team with grizzlies.com – the official website of the Memphis Grizzlies. From buying tickets, breaking news and behind-the-scenes features to community activities, live chats, post-game recaps, photos, social updates and video highlights, grizzlies.com offers something for Grizzlies fans of all ages to connect with their home team.

### Grizzlies Official Mobile App

Download the new Grizzlies Official Mobile App for iPhone, iPad and Android devices. Stay connected at home, on the road and wherever you go. Get Grizzlies news, alerts, stats, videos and exclusive offers. Plus, stay connected via our social channels. And stay tuned for new and exciting features scheduled for our app in the coming months.

### Grizzlies E-News

Sign up to receive the latest news and special offers delivered right to your inbox each week from your Memphis Grizzlies. Visit grizzlies.com for more information.

### Grizzlies Fan Boards

Share your thoughts and opinions about the team's progress and improvements with fellow fans from around the globe by joining the biggest fans in Grizz Nation. Get on the Fan Boards and connect with Grizz Nation! ¿Se habla Español? Our Spanish-speaking fans can discuss the progress of 2013 NBA Defensive Player of the Year Marc Gasol en Español en al Foro del Equipo.

## FEDEXFORUM.COM

Looking for the latest information about FedExForum, the Mid-South's most luxurious sports and entertainment venue? Visit fedexforum.com, where you can find our A-to-Z Visitor Guide and everything from the event calendar to parking information. Fans can purchase tickets to FedExForum events and sign up to receive FedExForum Event Alert e-mails for the latest show information and subscriber presale opportunities. Fans attending a Grizzlies game can get an early view from their seats with Seats in 3D, which shows realistic views of the floor surface from every section of the arena. Visit fedexforum.com to learn about Memphis' most exciting entertainment venue located in the heart of downtown on historic Beale Street.

## TELEVISION STATIONS

### WREG (CBS 3)

803 Channel 3 Dr., Memphis, TN 38103  
Main: (901) 543-2111  
Fax: (901) 543-2167  
Sports Director: Glenn Carver (901) 543-2117  
Sports Anchor/Reporter: Mike Ceide (901) 543-2118

### WMC (NBC 5)

1960 Union Ave., Memphis, TN 38104  
Main: (901) 726-0555  
Fax: (901) 278-7633  
Sports Director: Jarvis Greer (901) 726-0568  
Sports Anchor/Reporter: Sudu Upadhyay (901) 726-0578

### WHBQ (FOX 13)

485 South Highland St., Memphis, TN 38111  
Main: (901) 320-1313  
Fax: (901) 320-1366  
Sports Director: Peter Fleischer (901) 320-1340

### WATN LOCAL 24 TV (ABC 24)

1725 N. Shelby Oaks Drive, Suite 10, Memphis, TN 38134  
Main: (901) 321-2430  
Fax: (901) 321-7524  
Sports Director: Doc Holliday (901) 321-7628  
Sports Anchor/Reporter: Jessica Benson (901) 321-7615

### Fox Sports Southeast

1175 Peachtree St. NE  
100 Colony Square, Suite 200, Atlanta, GA 30361  
Main: (404) 230-7300

## RADIO STATIONS

### Flagship Station:

**WMFS (ESPN 92.9 FM / 680 AM)**  
1835 Moriah Woods Blvd., Building #1, Memphis, TN 38117  
Main: (901) 384-5900  
Program Director: Brad Carson

### WHBQ (Sports 56 87.7 FM / 560 AM)

Flinn Broadcasting Company  
6080 Mt. Moriah Rd., Memphis, TN 38115  
Main: (901) 375-9324  
Program Director: Eli Savoie

## SPORTS EDITORS, WRITERS AND COLUMNISTS - LOCAL

### Commercial Appeal

495 Union Ave., Memphis, TN 38103  
Main: (901) 529-2345  
Fax: (901) 529-2362  
USA Today Network-Tennessee Sports Editor:  
Dave Ammenheuser (615) 476-8288  
Grizzlies Beat Reporter: Ronald Tillery (901) 529-2353  
Columnist: Geoff Calkins (901) 529-2364  
Reporter: Chris Herrington (901) 415-4778

### Associated Press

495 Union Ave., Memphis, TN 38103  
Main: (901) 525-1972  
Fax: (901) 525-1978  
Sports Editor: Teresa Walker (615) 373-9988  
Memphis Correspondent: Clay Bailey (901) 529-5263

### Memphis Business Journal

80 Monroe Ave., Suite 600, Memphis, TN 38103  
Main: (901) 523-1000  
Fax: (901) 526-5240  
Sports: Meagan Nichols (901) 259-1764

### Contemporary Media

Memphis Flyer, Memphis Magazine  
460 Tennessee St., Suite 200, Memphis, TN 38103  
Main: (901) 521-9000  
Fax: (901) 521-0129  
Sports Reporter for the Memphis Flyer:  
Kevin Lipe (901) 521-9000  
Managing Editor for Memphis Magazine:  
Frank Murtaugh (901) 575-9432

### Memphis Daily News

193 Jefferson Ave., Memphis, TN 38103  
Main: (901) 523-1561  
Fax: (901) 526-5813  
Sports Columnist: Don Wade (901) 528-8622

### Tri-State Defender

203 Beale Street, Suite 200, Memphis, TN 38103  
Main: (901) 523-1818  
Fax: (901) 578-5037  
Sports: Dr. Karanja Ajanaku (901) 746-5205

### Mid-South Tribune

1095 Forrest Ave., Memphis, TN 38105  
Sports: William Larsha (901) 649-8009

## SPORTS PUBLICATIONS - REGIONAL

### The Clarion Ledger

201 South Congress, Jackson, MS 39201  
Main: (601) 961-7000  
Fax: (601) 961-7224

### DeSoto Times-Tribune

2445 Hwy 51, Hernando, MS 38632  
Main: (662) 429-6397  
Fax: (662) 429-5229

### West Memphis Evening Times

P.O. Box 459  
1010 Hwy 77 North, Marion, AR 72303  
Main: (870) 735-1010  
Fax: (870) 735-1020

### The Tennessean

1100 Broadway, Nashville, TN 37203  
Main: (615) 259-8000  
Fax: (615) 259-8826





## THE DON POIER MEDIA CENTER

On January 21, 2005, the Memphis Grizzlies suffered a tremendous loss when the team's play-by-play announcer, Don Poier, passed away at the age of 53. Poier was known as "the Voice of the Grizzlies," serving as a radio and television announcer since the team's inception in Vancouver in 1995.

He brought to Grizzlies broadcasts knowledge of the team and passion for the game that was second to none. His legacy to the franchise was secured in April 2005 when the team named the media suite at FedExForum the Don Poier Media Center. A banner was also hung from the rafters in FedExForum in his honor.



When the Grizzlies moved to Memphis from Vancouver in 2001, Poier immediately became a fixture in Memphis. Fans who had never heard him call a game before instantly fell in love with his style. He was the team's biggest supporter, yet was unafraid to tell the truth if the team was playing poorly.

His catchphrases, which he always came up with on the spot, never failed to make listeners chuckle. His signature phrase, 'Only in the movies and in Memphis,' was used regularly during the 2003-04 season as the team embarked on its amazing 50-win season and first playoff appearance. As one of the original Grizzlies, no one was more excited to be a part of that season's magical ride than Don Poier, who had been through the highest of highs and lowest of lows with the Grizzlies. But Poier's contributions in the broadcast booth were only the tip of the iceberg of a life that touched so

many. His wife, Barb, came to every Grizzlies home game and became as much a fixture at the arena as her husband.

Don and Barb derived great pleasure from their blended family, which included Don's three daughters, Barb's five children and 10 grandchildren. Although these were the immediate members of Poier's family, by no means were they the only members.

Anyone who worked for the Grizzlies organization was a member of the Poier family. He made a point of introducing himself to everyone he didn't know. His large family grew to thousands as he recruited each fan who listened to his distinctive booming voice.

His spirit and generosity also extended to the community. Poier was a fixture at Grizzlies community events, attending dozens of events on behalf of the Grizzlies every year. He was a member of the Bellingham Boys and Girls Club in Washington State, and hosted a summer golf tournament in his home state of Washington.

Poier's memory will always be treasured by his Grizzlies family.



The Grizzlies honored Don Poier, "The Voice of the Grizzlies," by naming the media center in FedExForum after him.





## MEMPHIS GRIZZLIES COMMUNITY ENGAGEMENT

### Mission Statement

The Memphis Grizzlies organization is committed to making a meaningful difference in the lives of families in need across the Mid-South region. Whether as individuals or as a team, our players are actively engaged in giving back through activities and initiatives that reflect their personal passions and those of the entire Memphis community.

Through a focus on philanthropy, community investment, education and sports development initiatives, the Grizzlies organization is actively building a “Greater Memphis” off and on the court. The broad areas of support include community service, education and health and fitness.

### Community Outreach

The Memphis Grizzlies invest in communities throughout the Mid-South by providing quality services, programs, events and in-kind donations that support the needs of area schools, hospitals and non-profits. Grizzlies Community Engagement programs and initiatives include: the player-led Tickets for Kids initiative; the Annual Tip-Off Luncheon supporting St. Jude Children’s Research Hospital; Grizzlies Holiday Toy Drive and other Season of Giving events; Hoops for St. Jude campaigns; NBA Fit Week activities; as well as Martin Luther King Jr. Day events.

Our players are also very active in giving back to the community. Mike Conley invites basketball and bowling fans to join the fight against sickle cell at his Annual Bowl-n-Bash. Both Mike and Marc Gasol are St. Jude Ambassadors. This past year Mike Conley was nominated as a finalist for the 2016-17 Season-Long NBA Cares Community Assist Award in acknowledgement of their contributions to the city of Memphis over the course of the season.

### Education

The NBA’s **Read to Achieve** Program is the most extensive educational outreach initiative in the history of professional sports. It is designed to encourage elementary school students to develop a lifelong love for reading and to promote the value of reading and literacy. Since the Grizzlies moved to Memphis from Vancouver in 2001, players, coaches and staff members have been actively involved in Read to Achieve, hosting reading assemblies and other in-school challenges. Each season, the Grizzlies partner with presenting sponsor International Paper and KPMG to host a Read to Achieve Celebration at FedExForum. Students are eligible to attend the Celebration if they complete the annual Grizzlies Reading Challenge: read six books in six weeks.

More than 15,000 students across Shelby County Schools participate in the Read to Achieve program every year.

In the Fall of 2015, the Memphis Grizzlies, Shelby County Schools, and Seeding Success launched the **RePresent Every Day Campaign** to bring awareness to the high rates of chronic absenteeism in our schools in order to improve attendance. In the first two years of that campaign attendance increased by three percent.

This year, the Grizzlies have identified 10 target schools – all “high-need” with significant chronic absenteeism. Each quarter the team will provide these schools with a box of incentives that can be leveraged to inspire good attendance and to recognize those students who improve their attendance throughout the year.

### Health & Fitness

Committed to creating a healthier Mid-South, the Grizzlies work to increase access to health and fitness options, educating individuals about healthy life choices and inspiring individuals to make healthy decisions. In 2013 the Memphis Grizzlies became first and only sports team to win the President’s Council on Fitness, Sports & Nutrition.

**RiverFit at Tom Lee Park** is an example of how the team is helping to reimagine urban green spaces across Memphis. Believing that the best parks are the parks people use most, the Grizzlies, in partnership with BlueCross BlueShield and the City of Memphis, encouraged park users to become co-creators, to be involved in transforming local green space to meet the needs of the community. And they did, providing valuable input into the park design.

Originally planned as a temporary installation, the success of RiverFit led to a permanent year-round fitness zone that continues to be refreshed with new features installed on an annual basis.

Our second pop-up park on the banks of the Mississippi, **RiverPlay** was designed to fuel our collective imagination about what’s possible. Part of the national trend to transition pavement to park spaces, RiverPlay occupied one city block and hosted an estimated 200 families a day over the summer months.

As part of the Grizzlies Community Courts initiative, the organization works alongside members of the community to refurbish basketball courts across Memphis. We also collaborate with schools and community groups throughout the city to develop a regular schedule of on-site programming to continuously extend the value of the renovated space. This season’s projects include the courts at Chandler Park and The Grizzlies Center at the Memphis Athletic Ministries.

**GrizzFam**, the Grizzlies’ auxiliary group, works closely with the Community Investment and Basketball Operations departments to support outreach initiatives throughout the Mid-South community. Members are comprised of women who play a significant role in the lives of Grizzlies players (Lady Bears), coaches, basketball operations and ownership staff. This past season the Lady Bears hosted a Thanksgiving dinner at the Salvation Army’s Purdue Center of Hope in November for the seventh straight year. The Ladies, along with coaches, players and other family members, served Thanksgiving dinner to homeless women and children.

To learn more about the Memphis Grizzlies’ community engagement initiatives, visit [grizzlies.com/grizzcares](http://grizzlies.com/grizzcares).

## MEMPHIS GRIZZLIES FOUNDATION

The Memphis Grizzlies Foundation is a non-profit organization dedicated to harnessing the power and promise of sport to transform lives, particularly those of children living at risk. As the philanthropic arm of the Grizzlies organization, the Foundation is focused on finding, funding and creating youth mentoring and development programs in Memphis that help students discover and meet their potential.

Since 2001, the Foundation has invested more than \$50 million in three strategic focus areas related to youth development: innovative K-12 education programming, high-impact health and fitness initiatives, and expanded platforms for youth mentoring – all as a means to help prepare every student in Memphis for success in college, career and life.

### Grizzlies TEAM UP Youth Mentoring Partnership

The Youth Mentoring Partnership unites a broad range of local community organizations, businesses and civic leaders to promote, support and advocate youth mentoring. With a focus on increasing the number and impact of mentor relationships in Memphis, the Partnership provides resources, leadership, and, in some cases, funding to more than 60 local mentoring programs serving over 2,500 young people across Memphis.



In addition, the Grizzlies Foundation provides grants to a dozen local organizations that use mentoring in unique ways. Examples include CodeCrew, which teaches students how to code through practical, hands-on computer science training with local tech professionals acting as mentors, and Write On, Speak Out!, a poetry mentorship program that develops writing, creative and performance skills through spoken word poetry. Students are matched with local mentor-poets to cultivate their talent and help foster.

As the “hub” for youth mentoring in the Mid-South, any individual or organization interested in mentoring will find the resources and guidance necessary to get involved in a meaningful, lasting way. For more information, visit [grizzliesfoundation.org](http://grizzliesfoundation.org) or email [mentor@grizzlies.com](mailto:mentor@grizzlies.com)

### TEAM Mentor Program

The TEAM Mentor Program is part of a network of programs funded by the Memphis Grizzlies Foundation to leverage the mentor relationship to better prepare students for success. A unique and innovative model, TEAM Mentor places three volunteer adult mentors with six students to form a TEAM; each TEAM functions as a micro-community with its own identity, culture, values and voice.

Using curriculum developed in partnership with Facing History and Ourselves, the program is designed to help young people 1) make sense of their social context and how they fit into it, 2) create sustained relationships with adults who can provide them with knowledge, motivation and networks to succeed, and 3) act collaboratively with others to promote a better future for themselves and their communities.

Currently the program operates within four charter schools in Memphis – The Soulsville Charter School, Memphis Grizzlies Preparatory Charter School, Power Center Academy and Freedom Preparatory Academy. For the first time this year, the program will pilot a community center model designed to extend impact.

### GrizzFit Kids Bootcamp

It is widely accepted that sport provides the most effective “language” to communicate with young people, one that transcends gender, race, geography and socioeconomic barriers, and because of its central place in society, it is also understood that sport can resolve conflict, inspire and educate people in a way that few other activities can.

In 2016-2017, its second year of program implementation, the GrizzFit Kids Bootcamp served over 400 children ages 8-14 at five locations – Emmanuel Center, Grizzlies Center, Grizzlies Prep, Leawood and Lester Community Center. Students represented seven public and charter schools across five zip codes.

Expanding to six sites this year, the Bootcamp will operate three sessions: fall and spring sessions meet once or twice per week (depending on location) for 10 weeks each, and summer session meets three times per week for three weeks.

### Memphis Grizzlies Scholars Program

The Memphis Grizzlies Scholars Program is a selective pre-college prep program for high-performing/high-potential middle school students in Memphis, TN. Scholars are accepted to participate in an immersive learning experience structured to accelerate student growth, achievement, leadership skills, and culture identity, while ultimately preparing the student to apply for rigorous independent, optional, or boarding high schools.

Launched in partnership with Mid-South Ford Dealers, the program curriculum is divided into three distinct phases – academic enrichment, academic counseling and support, and leadership development. The yearlong course of study involves several extraordinary educational, cultural, and progressive activities provided through partnership with Bridges, New Memphis, Hattiloo Theatre, CodeCrew and Reach Memphis. The yearlong course of study includes:

- The Bridge Builders Summer Leadership Conference
- Four (4) intensive Weekend Retreats designed to provide skill and leadership development
- Additional instructional time in core subject areas
- A two-week summer experience at Deer Hill Expeditions
- Experienced guidance, assistance and support through the high school application process
- A qualified, trained Mentor who matriculates through the program alongside them.





## Memphis Grizzlies Preparatory Charter School

America is experiencing a 'boys crisis,' particularly among boys of color – nationally, boys lag behind girls in not only academic achievement but also in social and economic development.

Grizzlies Prep serves an all-male, largely African-American population of fifth-to-eighth graders. It is the only public middle school in the nation founded by an NBA team. It is also one of only a few schools to consistently grow students an average of two grade levels per year.

Community members now have opportunities to volunteer at Grizzlies Prep as tutors and mentors. For more information, visit [GrizzliesPrep.org](http://GrizzliesPrep.org).



Diane Terrell  
Vice President, Community Engagement &  
Executive Director of the Grizzlies Foundation



Desiree Robertson  
Sr. Manager,  
Youth Mentoring Partnership



Joel Katz  
Sr. Manager,  
Youth Sports Partnership



Tim Jordan  
Manager,  
NBA & Player Initiatives



Tiffani Morrow  
Sr. Manager, TEAM  
Mentor Program



Mya Orr  
Coordinator, TEAM  
Mentor Program



Spencer Cash  
Coordinator, TEAM  
Mentor Program



Laquita Johnson  
Coordinator,  
Partner Projects



Jamal Boddie  
Coordinator,  
Sport Activation



Candace Hamer  
Coordinator,  
Evaluation and Impact



Sharda Bettis  
Coordinator,  
Youth Sports Partnership



Joseph Grushko  
Intern,  
Grizzlies Foundation

## NBA CARES

NBA Cares is the league's global social responsibility program that builds on the NBA's mission of addressing important social issues. NBA Cares programs and participants have provided more than 3.7 million hours of hands-on service and created more than 1,040 places where kids and families can live, learn or play in communities around the world. The NBA also engages more than 12 million youth annually, inspiring play and teaching the values of the game. NBA Cares works with internationally recognized youth-serving programs that support education, youth and family development, and health-related causes, including: Thurgood Marshall College Fund, Special Olympics, YMCA of the USA, Boys & Girls Clubs of America, UNICEF, the Make-A-Wish Foundation, Share Our Strength and GLSEN.



# HISTORY

COMMUNITY



# ALL-TIME TEAM RECORDS

# ALL-TIME TEAM RECORDS



## WON & LOST RECORDS

(Franchise records shown in bold)

### YEAR-BY-YEAR RESULTS

Season	Overall Record				Home		Road		Record by Month									
	W	L	Pct	GB	Finish	W	L	Pct	W	L	Pct	Oct/Nov	Dec	Jan	Feb	Mar	Apr	May
2016-17	43	39	.524	18	3rd SW	24	17	.585	19	22	.463	11-8	11-6	7-7	7-4	6-9	1-5	
2015-16	42	40	.512	25	3rd SW	26	15	.634	16	25	.390	10-8	8-8	10-4	7-4	6-10	1-6	
2014-15	55	27	.671	1	2nd SW	31	10	.756	24	17	.585	15-2	8-6	12-4	7-4	9-8	4-3	
2013-14	50	32	.610	12	3rd SW	27	14	.659	23	18	.561	8-8	5-9	12-3	7-5	12-5	6-2	
2012-13	56	26	.683	2	2nd SW	32	9	.780	24	17	.585	12-2	7-7	10-7	9-2	11-6	7-2	
2011-12	41	25	.621	9	2nd SW	26	7	.789	15	18	.455	7-7	10-8	10-9	9-5	8-7	13-3	
2010-11	46	36	.561	15	4th SW	30	11	.732	16	25	.390	8-10	6-8	11-6	8-4	9-5	4-3	
2009-10	40	42	.488	15	4th SW	23	18	.561	17	24	.415	6-12	9-4	10-5	5-8	8-7	2-6	
2008-09	24	58	.293	30	5th SW	16	25	.390	8	33	.195	4-13	6-9	1-13	4-8	4-11	5-4	
2007-08	22	60	.268	34	5th SW	14	27	.341	8	33	.195	5-10	3-12	5-11	1-11	5-11	3-5	
2006-07	22	60	.268	45	5th SW	14	27	.341	8	33	.195	4-11	3-14	5-10	3-9	4-11	3-5	
2005-06	49	33	.598	14	3rd SW	30	11	.732	19	22	.463	10-5	9-5	7-8	5-8	10-6	8-1	
2004-05	45	37	.549	14	4th SW	26	15	.634	19	22	.463	5-10	9-7	12-3	5-5	8-6	6-6	
2003-04	50	32	.610	8	3rd Mid	31	10	.737	19	22	.463	7-8	8-9	10-4	10-3	13-2	2-6	
2002-03	28	54	.341	32	6th Mid	20	21	.488	8	33	.195	2-14	7-8	4-10	5-7	8-9	2-6	
2001-02	23	59	.280	35	7th Mid	15	26	.359	8	33	.195	3-12	6-9	4-11	2-10	4-11	4-6	
<b>MEM</b>	<b>636</b>	<b>660</b>	<b>.491</b>			<b>385</b>	<b>263</b>	<b>.594</b>	<b>251</b>	<b>397</b>	<b>.387</b>	<b>110-133</b>	<b>106-123</b>	<b>130-114</b>	<b>94-97</b>	<b>125-123</b>	<b>71-69</b>	

2000-01	23	59	.280	35	7th Mid	15	26	.359	8	33	.195	6-9	2-13	4-11	6-8	3-11	2-7	
1999-00	22	60	.268	33	7th Mid	12	29	.293	10	31	.244	3-11	3-12	4-11	6-7	1-14	3-8	
1998-99	8	42	.160	29	7th Mid	7	18	.280	1	24	.040				4-9	2-15	2-15	0-3
1997-98	19	63	.232	43	6th Mid	14	27	.341	5	36	.122	7-11	3-9	3-13	1-9	2-14	3-7	
1996-97	14	68	.171	50	7th Mid	8	33	.195	6	35	.146	2-15	4-10	2-15	3-9	1-13	2-6	
1995-96	15	67	.183	44	7th Mid	10	31	.244	5	36	.122	2-13	3-12	5-9	1-8	0-17	4-8	
<b>TOTAL</b>	<b>737</b>	<b>1019</b>	<b>.420</b>			<b>451</b>	<b>427</b>	<b>.514</b>	<b>286</b>	<b>592</b>	<b>.326</b>	<b>130-192</b>	<b>121-179</b>	<b>150-170</b>	<b>125-147</b>	<b>134-208</b>	<b>87-120</b>	<b>0-3</b>

Season	Southwest		Pacific		Northwest		Western Conf			Atlantic		Southeast		Central		Eastern Conf		
	W	L	W	L	W	L	W	L	Pct	W	L	W	L	W	L	W	L	Pct
2016-17	8	8	9	9	11	7	28	24	.538	5	5	5	5	5	5	15	15	.500
2015-16	7	9	9	9	9	9	25	27	.481	7	3	7	3	7	3	17	13	.567
2014-15	9	7	13	5	13	5	35	17	.673	8	2	7	3	5	5	20	10	.667
2013-14	4	12	14	4	11	7	29	23	.558	6	4	6	2	7	3	21	9	.700
2012-13	10	6	12	4	12	4	34	18	.654	8	2	6	4	2	2	22	8	.733
2011-12	7	8	9	7	10	7	26	22	.542	4	2	5	0	6	1	15	3	.833
2010-11	8	8	11	7	11	7	30	22	.577	5	5	4	6	7	3	16	14	.533
2009-10	5	11	9	9	8	10	22	30	.423	8	2	4	6	6	4	18	12	.600
2008-09	5	11	8	10	1	17	14	38	.269	1	9	5	5	3	6	10	20	.333
2007-08	2	14	4	14	5	13	11	41	.212	4	6	5	5	2	8	11	19	.367
2006-07	2	14	4	14	8	10	14	38	.269	3	7	4	6	1	9	8	22	.267
2005-06	6	10	13	5	12	6	31	21	.596	6	4	8	2	4	6	18	12	.600
2004-05	7	9	11	7	9	9	27	25	.519	8	2	6	4	4	6	18	12	.600
<b>TOTAL</b>	<b>80</b>	<b>127</b>	<b>126</b>	<b>104</b>	<b>120</b>	<b>113</b>				<b>73</b>	<b>53</b>	<b>70</b>	<b>55</b>	<b>65</b>	<b>61</b>			

Season	Midwest		Pacific		Western Conf			Atlantic		Eastern Conf			Before AS		After AS	
	W	L	W	L	W	L	Pct	W	L	W	L	W	L	W	L	
2016-17					28	24	.538			15	15	.500	34	24	9	15
2015-16					25	27	.481			17	13	.567	31	22	11	18
2014-15					35	17	.673			20	10	.667	39	14	16	13
2013-14					29	23	.558			21	9	.700	29	23	21	9
2012-13					34	18	.654			22	8	.733	33	18	23	8
2011-12					26	22	.542			15	3	.833	19	15	22	8
2010-11					30	22	.577			16	14	.533	31	26	15	10
2009-10					22	30	.423			18	12	.600	26	25	14	17
2008-09					14	38	.269			10	20	.333	15	37	9	21
2007-08					11	41	.212			11	19	.367	14	38	8	22
2006-07					14	38	.269			8	22	.267	14	40	8	20
2005-06					31	21	.596			18	12	.600	29	23	20	10
2004-05					27	25	.519			18	12	.600	30	23	15	14
2003-04	12	12	16	12	28	24	.538	11	3	22	8	.733	30	22	20	10
2002-03	5	19	7	21	12	40	.231	7	7	16	14	.533	13	35	15	19
2001-02	7	17	7	21	14	38	.269	4	10	9	21	.300	14	35	9	24
<b>MEM</b>					<b>380</b>	<b>426</b>	<b>.471</b>			<b>256</b>	<b>212</b>	<b>.547</b>	<b>401</b>	<b>420</b>	<b>235</b>	<b>240</b>

2000-01	2	22	9	19	11	41	.212	6	8	6	10	12	18	400	13	36	10	23
1999-00	6	18	6	22	12	40	.231	5	9	5	11	10	20	333	14	34	8	26
1998-99	3	18	5	18	8	36	.182	2	0	0	6	0	6	0	0	0	0	0
1997-98	4	20	10	18	14	38	.269	1	13	4	12	5	25	167	13	36	6	27
1996-97	6	18	3	25	9	43	.173	4	10	1	15	5	25	167	9	42	5	26
1995-96	3	21	6	22	9	43	.173	4	10	2	14	6	24	200	10	37	5	30
<b>TOTAL</b>					<b>443</b>	<b>689</b>	<b>.391</b>					<b>294</b>	<b>330</b>	<b>.471</b>	<b>460</b>	<b>605</b>	<b>269</b>	<b>372</b>

\*Notes Franchise located in Vancouver, BC, Canada from 1995-96 to 2000-01 before relocating to Memphis, Tennessee in July 2001. NBA realignment prior to the 2004-05 season divided each conference into three divisions. Prior to that, there were two divisions per conference.

## TEAM WON & LOST STREAKS

Wins & Losses	Games	First Game	Last Game
Most consecutive wins, overall & single season	8	at LA Clippers, 1/11/04	vs Denver, 1/25/04
	8	at Golden State, 11/2/12	at Charlotte, 11/17/12
	8	vs Golden State, 2/8/13	vs Dallas, 2/27/13
	8	vs Toronto, 1/21/15	at Utah, 2/4/15
Most consecutive losses, overall & single season	23	at Atlanta, 2/16/96	at Portland, 4/2/96
Most consecutive wins, home, overall	22	vs Washington, 2/11/14	vs LA Clippers, 11/23/14
Most consecutive wins, home, single season	14	vs Washington, 2/11/14	vs Dallas, 4/16/14
Most consecutive losses, home, overall & single season	11	vs Atlanta, 2/16/96	vs Charlotte, 3/31/96
Most consecutive wins, road, overall & single season	7	at Toronto, 2/17/10	at Boston, 3/10/10
Most consecutive losses, road, overall	30	at Minnesota, 2/19/99	at Houston, 12/6/99
Most consecutive losses, road, single season	23	at Minnesota, 2/19/99	at Sacramento, 5/5/99

## MONTHLY TEAM WON & LOST RECORDS

Category	Best	Month(s)	Worst	Month(s)
Overall Record	8-1 .889	April 2006	0-17 .000	March 1996
	15-2 .882	October/November 2014		
	13-2 .867	March 2004		
Home Record	9-0 1.00			





# ALL-TIME TEAM RECORDS

## ALL-TIME COACHES RECORDS

Season	Head Coach	Won	Lost	Pct	Note	Assistant Coaches
<b>MEMPHIS</b>						
2016-17	David Fizdale	43	39	.524		J.B. Bickerstaff, Keith Smart, Bob Bender, Nick Van Exel, Adam Mazarei
2015-16	Dave Joergel	42	40	.512		Elston Turner, Jeff Bzdelik, Bob Thornton, Shawn Respert, Duane Ticknor, Jason March
2014-15	Dave Joergel	55	27	.671		Elston Turner, Jeff Bzdelik, Bob Thornton, Shawn Respert, Duane Ticknor, Jason March
2013-14	Dave Joergel	50	32	.610	From 6/27/14	Elston Turner, Duane Ticknor, Bob Thornton, Shawn Respert
2012-13	Lionel Hollins	56	26	.683	To 6/10/13	David Joergel, Henry Bibby, Bob Thornton, Barry Hecker, Mitchell Anderson, Lloyd Pierce
2011-12	Lionel Hollins	41	25	.621		David Joergel, Henry Bibby, Bob Thornton, Barry Hecker
2010-11	Lionel Hollins	46	36	.533		Johnny Davis, Henry Bibby, David Joergel, Barry Hecker, Damon Stoudamire, Mitchell Anderson
2009-10	Lionel Hollins	40	42	.488		Johnny Davis, Henry Bibby, David Joergel, Barry Hecker, Damon Stoudamire
2008-09	Lionel Hollins	13	26	.333	From 1/25/09	Johnny Davis, Henry Bibby, David Joergel, Barry Hecker, Damon Stoudamire
	Johnny Davis	0	2	.000	1/23/09 to 1/25/09	Kevin O'Neill, Andy Greer, David Joergel, Ron DuBois
	Marc Iavaroni	11	30	.268	To 1/23/09	Johnny Davis, Kevin O'Neill, Andy Greer, David Joergel, Ron DuBois
2007-08	Marc Iavaroni	22	60	.268		Johnny Davis, Gordon Chiesa, Andy Greer, David Joergel, Ron DuBois
2006-07	Tony Barone, Sr.	16	36	.308	12/30/06 to 4/18/07	Mitchell Anderson, Paul Cormier, Lionel Hollins
	Mike Fratello	6	24	.200	To 12/28/06	Mitchell Anderson, Paul Cormier, Lionel Hollins
2005-06	Mike Fratello	49	33	.598		Mitchell Anderson, Eric Musselman, Lionel Hollins
2004-05	Mike Fratello	40	26	.606	From 12/3/04	Mitchell Anderson, Eric Musselman, Lionel Hollins
	Lionel Hollins	0	4	.000	11/26/04 to 12/1/04	Tony Barone Sr., Brendan Brown, Hal Wissel
	Hubie Brown	5	7	.417	To 11/25/04	Tony Barone Sr., Brendan Brown, Lionel Hollins, Hal Wissel
2003-04	Hubie Brown	50	32	.610		Tony Barone Sr., Brendan Brown, Lionel Hollins, Hal Wissel
2002-03	Hubie Brown	28	46	.378	From 11/15/02	Tony Barone Sr., Brendan Brown, Lionel Hollins, Hal Wissel
	Sidney Lowe	0	8	.000	To 11/11/02	Bob Staak, Scott Roth, Lionel Hollins, Mitchell Anderson
2001-02	Sidney Lowe	23	59	.280		Bob Staak, Scott Roth, Michael Adams, Mitchell Anderson
<b>VANCOUVER</b>						
2000-01	Sidney Lowe	23	59	.280		Bob Staak, Scott Roth, Michael Adams, Mitchell Anderson
1999-00	Lionel Hollins	18	42	.300	12/18/99 to 4/19/00	Jim Boylan, Jack Nolan, Lawrence Frank
	Brian Hill	4	18	.182	To 12/15/99	Lionel Hollins, Jim Boylan, Jack Nolan, Lawrence Frank
1998-99	Brian Hill	8	42	.160		Lionel Hollins, Jim Boylan, Jack Nolan
1997-98	Brian Hill	19	63	.232		Lionel Hollins, Jim Boylan, Jack Nolan
1996-97	Stu Jackson	6	33	.154	1/25/97 to 4/19/97	Lionel Hollins, Rex Hughes, Jimmy Powell
	Brian Winters	8	35	.186	To 11/23/97	Lionel Hollins, Rex Hughes, Jimmy Powell
1995-96	Brian Winters	15	67	.183		Lionel Hollins, Rex Hughes, Jimmy Powell

Season(s)	Head Coach	Won	Lost	Pct
1999-2000, 2004, 2009-13	Lionel Hollins	214	201	.516
2013-2016	Dave Joergel	147	99	.598
2004-2006	Mike Fratello	95	83	.534
2002-2004	Hubie Brown	83	85	.494
<b>2016-2017</b>	<b>David Fizdale</b>	<b>43</b>	<b>39</b>	<b>.524</b>
2000-2002	Sidney Lowe	46	126	.267
2007-09	Marc Iavaroni	33	90	.268
1997-1999	Brian Hill	31	123	.201
1995-1997	Brian Winters	23	102	.184
2006-2007	Tony Barone	16	36	.308
1997	Stu Jackson	6	33	.154
2009	Johnny Davis	0	2	.000

## GRIZZLIES & OPPONENTS STATISTICS BY SEASON

### GRIZZLIES

Season	G	Min	FG	FGA	Pct	FT	FTA	Pct	Off	Def	Total	Ast	PF	Stl	TO	Blk	Pts	Avg
<b>MEMPHIS</b>																		
2016-17	82	19905	2984	6854	.435	1504	1918	.784	886	2621	3507	1744	1840	653	1059	344	8239	100.5
2015-16	82	19830	3019	6859	.440	1584	2024	.783	916	2497	3413	1697	1783	724	1090	350	8126	99.1
2014-15	82	19905	3097	6763	.458	1445	1869	.773	856	2634	3490	1777	1567	700	1094	347	8062	98.3
2013-14	82	19805	3122	6723	.464	1235	1666	.741	950	2526	3476	1792	1568	631	1124	375	7884	96.1
2012-13	82	19805	2964	6679	.444	1349	1746	.773	1059	2445	3504	1715	1660	703	1144	436	7659	93.4
2011-12	66	15940	2425	5422	.447	1142	1504	.759	831	1944	2775	1290	1316	631	955	345	6269	95.0
2010-11	82	19880	3200	6801	.471	1486	1981	.750	970	2391	3361	1691	1705	771	1145	441	8195	99.9
2009-10	82	19905	3223	6875	.469	1614	2202	.733	1070	2496	3566	1543	1655	645	1248	399	8404	102.5
2008-09	82	19805	2865	6311	.454	1570	2077	.756	847	2337	3184	1423	1777	615	1252	385	7698	93.9
2007-08	82	19805	3060	6737	.454	1517	2097	.723	848	2567	3415	1574	1592	503	1251	386	8257	100.7
2006-07	82	19980	2998	6448	.465	1835	2410	.761	866	2375	3241	1680	1827	564	1343	407	8331	101.6
2005-06	82	19855	2746	6125	.448	1476	2077	.711	834	2379	3213	1586	1757	600	1134	442	7558	92.2
2004-05	82	19705	2802	6271	.447	1526	2024	.754	887	2307	3194	1716	1910	699	1197	476	7661	93.4
2003-04	82	19880	2963	6657	.445	1557	2143	.727	1047	2381	3428	1919	1903	795	1262	565	7930	96.7
2002-03	82	19930	3049	6743	.452	1430	1936	.739	943	2466	3409	1892	1678	651	1262	500	7995	97.5
2001-02	82	19780	2851	6535	.436	1334	1883	.708	984	2413	3397	1785	1571	646	1344	488	7372	89.9
<b>Mem</b>	<b>1296</b>	<b>313715</b>	<b>47368</b>	<b>104803</b>	<b>.452</b>	<b>23604</b>	<b>31557</b>	<b>.748</b>	<b>14794</b>	<b>38779</b>	<b>53573</b>	<b>26820</b>	<b>27109</b>	<b>10531</b>	<b>18868</b>	<b>6686</b>	<b>125640</b>	<b>96.9</b>
<b>VANCOUVER</b>																		
2000-01	82	19780	2870	6539	.439	1457	1892	.770	894	2431	3325	1899	1733	586	1291	359	7522	91.7
1999-00	82	19855	2892	6441	.449	1594	2060	.774	1005	2324	3329	1700	1881	608	1381	346	7702	93.9
1998-99	50	12175	1643	3838	.428	1009	1408	.717	650	1359	2009	964	1123	420	848	199	4443	88.9
1997-98	82	19830	3006	6567	.458	1586	2145	.739	1081	2313	3394	1960	1809	614	1405	449	7923	96.6
1996-97	82	19780	2819	6453	.437	1230	1734	.709	1023	2155	3178	1862	1755	657	1301	464	7313	89.8
1995-96	82	19880	2772	6483	.428	1446	1998	.724	957	2170	3127	1706	1852	728	1347	333	7362	89.2
<b>Total</b>	<b>1756</b>	<b>425015</b>	<b>63370</b>	<b>141124</b>	<b>.449</b>	<b>31926</b>	<b>42794</b>	<b>.746</b>	<b>19404</b>	<b>51531</b>	<b>70935</b>	<b>6857</b>	<b>37262</b>	<b>14164</b>	<b>26441</b>	<b>8736</b>	<b>167905</b>	<b>95.6</b>

### THREE-POINT FG

1995-96: 372-1129 .329; 1996-97: 445-1274 .349; 1997-98: 325-898 .362; 1998-99: 148-453 .327; 1999-00: 324-898 .361; 2000-01: 325-947 .343; 2001-02: 336-1096 .307; 2002-03: 467-1279 .365; 2003-04: 447-1314 .340; 2004-05: 531-1486 .357; 2005-06: 590-1578 .374; 2006-07: 500-1362 .367; 2007-08: 620-1779 .349; 2008-09: 398-1106 .360; 2009-10: 344-1020 .337; 2010-11: 309-926 .334; 2011-12: 277-849 .326; 2012-13: 382-1107 .345; 2013-14: 405-1147 .353; 2014-15: 423-1246 .339; 2015-16: 423-1246 .339; 2016-17: 504-1521 .331; 2016-17: 767-2169 .354  
**MEMPHIS TOTAL:** 7300-20985 .348; **FRANCHISE TOTAL:** 9239-26584 .348

### DISQUALIFICATIONS

1995-96: 14; 1996-97: 8; 1997-98: 10; 1998-99: 7; 1999-00: 19; 2000-01: 12; 2001-02: 11; 2002-03: 16; 2003-04: 24; 2004-05: 9; 2005-06: 17; 2006-07: 20; 2007-08: 14; 2008-09: 11; 2009-10: 13; 2010-11: 8; 2011-12: 7; 2012-13: 6; 2013-14: 5; 2014-15: 8; 2015-16: 4; 2016-17: 15;  
**MEMPHIS TOTAL:** 188; **FRANCHISE TOTAL:** 248

### OPPONENTS

Season	G	Min	FG	FGA	Pct	FT	FTA	Pct	Off	Def	Total	Ast	PF	Stl	TO	Blk	Pts	Avg
<b>MEMPHIS</b>																		
2016-17	82	19905	2864	6465	.443	1658	2202	.753	761	2692	3453	1645	1708	574	1171	410	8199	100.0
2015-16	82	19830	2947	6459	.456	1619	2107	.768	830	2711	3541	1792	1732	576	1327	469	8310	101.3
2014-15	82	19905	2954	6684	.442	1225	1651	.742	864	2616	3480	1652	1662	604	1257	424	7796	95.1
2013-14	82	19805	2924	6500	.450	1292	1686	.766	809	2403	3212	1632	1553	591	1162	410	7755	94.6
2012-13	82	19805	2964	6679	.435	1319	1763	.748	845	2359	3204	1599	1643	600	1268	450	7319	89.3
2011-12	66	15940	2278	5132	.444	1163	1522	.764	729	1954	2683	1274	1275	518	1130	363	6136	93.0
2010-11	82	19880	2967	6489	.457	1482	1948	.761	905	2387	3292	1724	1754	613	1367	505	8003	97.6
2009-10	82	19905	3277	6849	.478	1402	1858	.755	907	2349	3256	1875	1840	635	1165	501	8528	104.0
2008-09	82	19805	3018	6378	.473	1574	2043	.770	842	2431	3273	1735	1786	632	1194	443	8146	99.3
2007-08	82	19805	3394	7076	.480	1387	1791	.774	932	2721	3653	1963	1842	711	1096	403	8766	106.9
2006-07	82	19980	3287	6761	.486	1603	2113	.759	965	2483	3448	2062	1992	681	1253	450	8753	106.7
2005-06	82	19855	2691	6172	.436	1465	1942	.754	927	2404	3331	1605	1867	59				



# ALL-TIME TEAM RECORDS

## NBA STATISTICAL RANK BY SEASON

Offensive	95-96	96-97	97-98	98-99	99-00	00-01	01-02	02-03	03-04	04-05	05-06	06-07	07-08
Points per gm	29	28	10	24	26	25	27	8	7	23	27	6	10
Field Goal Pct	27	26	9	19	18	17	21	8	8	16	20	8	15
Free Throw Pct	22	27	16	20	8	6	28	24	24	19	27	13	26
3-Pt Field Goal Pct	28	23	6	21	13	21	28	7	20	12	8	7	22
Off Rebounds per gm	22	15	12	12	19	26	16	20	3	25	25	23	22
Tot Rebounds per gm	28	27	15	23	28	24	24	19	17	30	28	26	18
Assists per gm	25	10	6	23	24	8	16	6	5	20	22	19	28
Steals per gm	5	15	26	16	21	23	16	14	1	5	10	23	28
Turnovers per gm	20	16	28	29	25	20	27	20	16	19	8	26	28
Blocks per gm	24	6	24	27	26	25	7	4	2	5	8	13	17

Offensive (cont.)	08-09	09-10	10-11	11-12	12-13	13-14	14-15	15-16	16-17
Points per gm	29	7	12	20	27	27	20	24	29
Field Goal Pct	21	9	6	16	21	7	9	23	30
Free Throw Pct	22	25	23	13	10	23	7	9	13
3-Pt Field Goal Pct	21	26	27	25	24	19	22	29	17
Off Rebounds per gm	24	1	6	5	3	9	T-21	8	10
Tot Rebounds per gm	30	4	16	16	11	19	21	2	24
Assists per gm	30	29	T-21	T-24	24	14	15	25	21
Steals per gm	T-9	7	1	1	4	14	T-6	6	13
Turnovers per gm	24	27	T-12	T-14	5	4	7	6	6
Blocks per gm	18	18	7	12	12	16	24	21	22

Defensive	95-96	96-97	97-98	98-99	99-00	00-01	01-02	02-03	03-04	04-05	05-06	06-07	07-08
Points per gm	15	21	28	26	17	26	21	27	15	4	1	29	28
Field Goal Pct	22	26	27	27	28	26	23	28	13	6	6	30	30
Free Throw Pct	8	4	11	16	27	4	18	14	24	27	25	22	29
3-Pt Field Goal Pct	21	19	29	22	4	22	19	23	9	11	2	30	18
Off Rebounds per gm	23	29	25	27	8	26	29	27	29	20	16	23	21
Tot Rebounds per gm	28	27	23	20	3	24	27	25	26	11	14	21	27
Assists per gm	23	25	28	29	21	26	25	29	8	6	10	29	28
Steals per gm	21	24	29	28	25	28	29	24	21	16	18	30	30
Turnovers per gm	20	22	23	14	17	17	13	13	3	4	9	11	22
Blocks per gm	24	26	29	29	28	21	20	22	25	29	29	30	18

Defensive (cont.)	08-09	09-10	10-11	11-12	12-13	13-14	14-15	15-16	16-17
Points per gm	14	24	13	5	1	3	2	11	3
Field Goal Pct	25	24	14	12	3	9	10	18	3
Free Throw Pct	16	12	11	25	12	27	7	24	2
3-Pt Field Goal Pct	10	15	24	11	2	12	18	22	11
Off Rebounds per gm	7	15	18	T-12	3	2	8	12	6
Tot Rebounds per gm	7	7	8	7	1	1	8	11	7
Assists per gm	17	23	14	4	4	4	4	13	3
Steals per gm	20	24	20	T-16	6	7	T-8	3	6
Turnovers per gm	10	17	1	1	6	20	8	3	13
Blocks per gm	25	28	30	22	19	19	20	29	18

Combination	95-96	96-97	97-98	98-99	99-00	00-01	01-02	02-03	03-04	04-05	05-06	06-07	07-08
Scoring differential	28	29	25	27	26	26	28	22	9	8	6	30	24
Rebound percentage	29	29	22	23	16	27	27	28	23	28	25	25	25

Combination	08-09	09-10	10-11	11-12	12-13	13-14	14-15	15-16	16-17
Scoring differential	26	17	10	12	7	14	8	20	13
Rebound percentage	19	1	8	5	1	3	15	11	7

## ALL-TIME MONTHLY TEAM HIGHS & LOWS

Grizzlies on Offense	Highest	Month(s)	Lowest	Month(s)
Points Per Game	111.3	January 2007	84.3	February 2002
	108.9	April 2007	85.0	May 1999
	106.8	December 2009		
Points Differential	+10.7	April 2006	-14.0	May 1999
	+9.2	January 2005		
Field Goal Pct	.501	January 2007	.397	May 1999
3-Pt Field Goal Pct	.471	December 1997	.225	February 2002
Free Throw Pct	.833	October/November 2015	.674	April 2008
Rebounds Per Game	45.5	December 2009, December 2016	35.7	December 2006
Assists Per Game	26.3	March 2003	15.6	October/November 2008
Steals Per Game	11.27	March 2004	5.53	October/November 2007
Turnovers Per Game	18.9	March 2000	11.0	April 2013
Blocks Per Game	8.00	December 2003	2.71	April 2016

Grizzlies on Defense (Allowed)	Highest	Month(s)	Lowest	Month(s)
Points Per Game	118.2	January 2007	83.3	April 2013
	112.1	April 2008	85.2	April 2006
			86.9	January 2006
Field Goal Pct	.509	April 1998	.403	April 2013
3-Pt Field Goal Pct	.436	February 2007	.275	May 1999
Free Throw Pct	.819	January 2016	.660	April 1998
Rebounds Per Game	49.9	December 2001	36.0	March 2011
Assists Per Game	29.7	April 1998	18.1	March 2013
			18.1	April 2012
Turnovers Per Game (Forced)	19.3	February 2005	11.6	April 1997

HISTORY

INTRO

PLAYERS

EXECUTIVES

BASKETBALL OPERATIONS

BUSINESS OPERATIONS

MEDIA

COMMUNITY

HISTORY

PLAYOFFS

REVIEW

OPONENTS

NBA

FEDERFORUM

AT A GLANCE





# ALL-TIME TEAM RECORDS

## MARGINS, LEADS & DEFICITS

Margin of Victory	Diff	Game	Diff	Game
All Games	+47	Mem vs NJ, 12/13/03 (110-63)	-50	Mem at GS, 11/2/15 (69-119)
	+36	Mem vs NOP, 4/8/15 (110-74)	-49	Van at SA, 11/8/95 (62-111)
	+34	Mem vs OKC, 12/29/16 (114-80)	-49	Mem at Hou, 3/14/16 (81-130)

At Home	+47	Mem vs NJ, 12/13/03 (110-63)	-47	Van vs Ind, 12/4/96 (80-127)
On The Road	+32	Mem at Sac, 1/7/13 (113-81)	-49	Van at SA, 11/8/95 (62-111)

Leads & Deficits	Lead	Game	Def	Game
All Games	+48	Mem vs NJ, 12/13/03 (110-62 0:31 left in 4Q)	-52	Mem at GS, 11/2/15 (67-119 0:52 left in 4Q)
	+40	Mem vs NOP, 4/8/15 (103-63 3:10 left in 4Q)	-52	Mem at Hou, 3/14/16 (78-130 0:32 left in 4Q)
	+39	Mem vs Sac, 1/21/12 (120-81 5:43 left in 4Q)	-49	Van at SA, 11/8/95 (54-103 2:03 left in 4Q)

At Home	+48	Mem vs NJ, 12/13/03 (110-62 0:31 left in 4Q)	-48	Van vs Sea, 4/3/98 (90-138 1:12 left in 4Q)
On The Road	+37	Mem at Tor, 4/6/05 (99-62 4:33 left in 4Q)	-52	(2) Mem at Hou, 3/14/16 (78-130 0:32 left in 4Q) *

After 1st Quarter	+21	(2) Mem vs Tor, 12/30/06 (39-18) *	-27	Mem at Was, 12/26/06 (18-45)
At The Half	+29	Mem vs Atl, 3/16/03 (70-41)	-33	Mem at Chi, 1/13/07 (38-71)
After 3rd Quarter	+33	(2) Mem at Tor, 4/6/05 (87-54) *	-45	Mem at Por, 1/24/02 (50-95)

Point Differential	Diff	Game	Diff	Game
In 1st Quarter	+21	(2) Mem vs Tor, 12/30/06 (39-18) *	-27	Mem at Was, 12/26/06 (18-45)
In 2nd Quarter	+20	(2) Mem at Mil, 4/4/09 (38-18) *	-27	Mem at LAC, 1/20/07 (12-39)
In 3rd Quarter	+25	Mem vs NO, 4/18/12 (37-12)	-25	Mem at GS, 11/2/15 (15-40)
In 4th Quarter	+23	Mem vs Cha, 11/3/06 (36-13)	-26	(2) Mem at LAC, 11/29/09 (7-33) *

In 1st Half	+29	Mem vs Atl, 3/16/03 (70-41)	-33	Mem at Chi, 1/13/07 (38-71)
In 2nd Half	+30	(2) Mem vs NJ, 12/13/03 (65-35) *	-33	Van at SA, 11/8/95 (34-67)

Comebacks	From	Game	From	Game
All Games	-26	Mem vs Sac, 11/13/14 (down 26, won 111-110)	+23	Mem vs LAL, 4/4/03 (led by 23, lost 101-102)
	-25	Mem vs Dal, 2/27/13 (down 25, won 90-84)	+21	Mem at Sea, 11/14/04 (led by 21, lost 113-118)

At Home	-26	Mem vs Sac, 11/13/14 (down 26, won 111-110)	+23	Mem vs LAL, 4/4/03 (led by 23, lost 101-102)
On The Road	-25	Mem at Por, 3/25/02 (down 25, won 103-100)	+21	Mem at Sea, 11/14/04 (led by 21, lost 113-118)

Points Streaks	Lead	Game	Def	Game
Consecutive Points	24-0	Mem vs Dal, 2/27/13 (2/3Q, 9:24 span)	0-25	Mem vs Sac, 4/10/07 (1Q, 5:36 span)
	21-0	(4) Mem at Por, 11/27/09 (1/2 Q, 8:14 span) *	0-20	(4) Mem at LAC, 11/29/06 (1/2Q, 4:52 span) *
At Home	24-0	Mem vs Dal, 2/27/13 (2/3 Q, 9:24 span)	0-25	Mem vs Sac, 4/10/07 (1Q, 5:36 span)
On The Road	21-0	Mem at Por, 11/27/09 (1/2 Q, 8:14 span)	0-20	(3) Mem at LAC, 11/29/06 (1/2Q, 5:03 span) *

Scoreless	9:05	Van at NY, 3/18/97 (40)	9:24	Mem vs Dal, 2/27/13 (2/3Q)
-----------	------	-------------------------	------	----------------------------

\* Most recent occurrence

# ALL-TIME TEAM RECORDS



## TEAM SCORING RECORDS

SCORING HIGHS	Grizzlies	Game	Date	Opp	Game	Date
Scoring Highs	144	Mem vs GS	1/3/07	138	Van vs Sea	4/3/98
Game, Overall	144	Mem vs GS	1/3/07	138	Van vs Sea	4/3/98

1st Quarter	41	Mem vs Chi	3/12/03	45	Mem at Was	12/26/06
2nd Quarter	42	Mem at Sea	11/14/04	44	(2) Mem at GS *	3/24/10
3rd Quarter	46	Mem vs LAL	1/9/07	43	Van vs Sea	1/4/98
4th Quarter	43	(2) Mem vs OKC *	11/16/15	41	Van at LAL	3/29/99

1st Half	74	(2) Mem vs NY *	4/2/08	78	Mem at GS	3/24/10
2nd Half	77	Mem vs GS	1/3/07	73	Mem vs Pho	4/8/08

1st Overtime	22	(2) Mem vs NOP *	3/11/16	20	Van at Tor	2/22/98
2nd Overtime	19	Mem vs Sea	12/18/06	19	Mem vs Por	1/27/07
3rd Overtime	13	Van vs Bos	2/17/99	15	Van vs Bos	2/17/99

SCORING LOWS	Grizzlies	Game	Date	Opp	Game	Date
Scoring Lows	62	Van at SA	11/8/95	63	Mem vs NJ	12/13/03
Game, Overall	62	Van at SA	11/8/95	63	Mem vs NJ	12/13/03

1st Quarter	7	Van vs Atl	3/1/98	8	Mem vs NJ	2/12/03
2nd Quarter	7	(2) Mem at SA *	10/30/13	7	Mem vs Den	1/8/16
3rd Quarter	7	(2) Van vs Chi *	1/27/98	5	Mem vs Dal	1/27/13
4th Quarter	6	Mem vs Pho	2/21/02	7	Mem at Pho	11/11/06

1st Half	24	Van at Dal	3/13/99	26	Mem at Hou	12/3/05
2nd Half	23	Van at SA	11/11/00	24	(2) Mem at LAL *	12/20/04

1st Overtime	0	Van vs Ind	12/1/00	2	Mem vs Orl	1/25/16
2nd Overtime	2	Mem vs Mia	2/19/10	2	Mem vs Pho	1/11/15
3rd Overtime	6	Mem at SA	12/17/14	5	Mem at SA	12/17/14

COMBINED	Grizzlies	Game	Date	Opp	Game	Date
Total Points	279	Mem vs GS (144-135)	1/3/07	134	Van vs Mia (69-65)	1/13/96
Game, Overall	279	Mem vs GS (144-135)	1/3/07	134	Van vs Mia (69-65)	1/13/96

One Quarter	81	Mem vs Pho (2nd, 37-44)	1/15/07	22	Van vs Pho (2nd, 14-8)	11/14/96
-------------	----	-------------------------	---------	----	------------------------	----------

One Half	148	Mem vs Pho (1st, 72-76)	1/15/07	61	Van vs Mia (2nd, 37-24)	1/13/96
----------	-----	-------------------------	---------	----	-------------------------	---------

Overtime	37	Mem vs NOP (22-15)	3/11/16	9	(2) Mem vs SA (1st, 6-3) *	1/11/13
Game, Overall	279	Mem vs GS (144-135)	1/3/07	134	Van vs Mia (69-65)	1/13/96
Game, Regulation	279	Mem vs GS (144-135)	1/3/07	134	Van vs Mia (69-65)	1/13/96

OTHER	Grizzlies	Game	Date	Opp	Game	Date
Starters Scoring	111	Mem at NY	2/27/10	123	Mem at NO	2/21/03
Bench Scoring	72	(2) Mem at Uta *	1/24/07	71	(2) Mem at Uta *	2/28/02

Fast Break Pts	39	(2) Mem vs LAL *	1/9/07	53	Mem vs Pho	1/18/10
2nd Chance Pts	29	Mem at Por	3/3/04	32	Van vs Sac	11/18/96
Pts In The Paint	78	Mem vs Sac	2/26/11	74	(3) Mem at Sac *	3/20/12

Players In Dbl Figs	8	(2) Mem vs NY *	4/2/08	9	Mem at Hou	3/14/16
---------------------	---	-----------------	--------	---	------------	---------

Players With Dbl Dbls	4	(2) Mem vs Chi *	1/21/08	4	Mem vs Pho	4/2/04
-----------------------	---	------------------	---------	---	------------	--------

Lows	Grizzlies	Game	Date	Opp	Game	Date
Starters Scoring	21	Mem at Chi	1/1/12	32	Mem vs Was	11/23/02
Bench Scoring	0	Van vs Min	4/14/00	2	(2) Mem at NO *	2/21/03

Fast Break Pts	0	(7) Mem at Cha *	11/1/14	0	(4) Mem vs Tor *	3/16/12
2nd Chance Pts	0	(2) Mem vs NJ *	1/13/06	0	Mem vs Cle	1/13/09
Pts In The Paint	12	Van vs Uta	3/25/00	14	Mem vs Orl	12/27/02

\* Most recent occurrence

HISTORY

INTRO

PLAYERS

EXECUTIVES

BASKETBALL OPERATIONS

BUSINESS OPERATIONS

MEDIA

COMMUNITY

HISTORY

PLAYOFFS

REVIEW

OPONENTS

NBA

FEDERFORUM

AT A GLANCE

127



# ALL-TIME TEAM RECORDS

# ALL-TIME TEAM RECORDS



## GRIZZLIES ALL-TIME SEASON & SINGLE-GAME HIGHS

	Points	3-Pt Field Goal Pct	Defensive Rebounds
Season	8,404 2009-10 (Mem)	.374 2005-06 (Mem)	2,634 2014-15 (Mem)
	8,331 2006-07 (Mem)	.367 2006-07 (Mem)	2,621 2016-17 (Mem)
	8,257 2007-08 (Mem)	.365 2002-03 (Mem)	2,567 2007-08 (Mem)
Game	144 Mem vs GS, 1/3/07	.833 Mem at Mia, 12/10/02 (5/6)	48 Mem vs GS, 11/12/04
	136 Mem at Atl, 3/29/04 (2ot)	.800 Van at Bos, 1/9/00 (8/10)	48 Mem at NO, 12/5/16 (2ot)
	135 Mem vs Min, 1/15/10	.778 Van vs SA, 3/20/99 (7/9)	44 Mem vs Dal, 2/6/16 *
Half	77 Mem vs GS, 1/3/07 (2nd)	1.000 (Many times) Mem vs Sac, 11/11/14 (2nd) *	27 (2) Mem vs Mil, 12/19/12 (1st) *
Quarter	46 Mem vs LAL, 1/9/07 (3rd)	1.000 (Many times) Mem vs Brk, 3/6/17 (1st) *	16 Mem vs Ori, 4/26/12 (1st)
OT	22 (2) Mem vs NOP, 3/11/16 *	1.000 (Many times) Mem vs NOP, 3/11/16 *	9 Mem vs Ori, 1/25/16

	Field Goals Made	Free Throws Made	Assists
Season	3,851 2002-03 (Mem)	1,835 2006-07 (Mem)	1,960 1997-98 (Van)
	3,223 2009-10 (Mem)	1,614 2009-10 (Mem)	1,915 2003-04 (Mem)
	3,200 2010-11 (Mem)	1,594 1999-00 (Van)	1,899 2000-01 (Van)
Game	55 Mem vs Min, 1/15/10	45 Van vs Bos, 2/17/99 (3ot)	40 Van at Pho, 4/19/97
	53 Mem vs GS, 1/3/07	40 (3) Van vs Pho, 1/12/00 *	38 Mem vs GS, 1/3/07
	52 (5) Mem vs LAL, 3/13/12 (2ot) *		37 (2) Mem at Min, 4/18/07 *
Half	32 (2) Mem vs Bkn, 1/25/13 (1st) *	32 Van at Tor, 1/9/00 (2nd)	25 Van at Pho, 4/19/97 (1st)
Quarter	18 (3) Mem at Dal, 3/6/11 (3rd) *	22 Van vs LAC, 11/11/97 (4th)	14 (2) Mem vs Min, 1/15/10 (3rd) *
OT	7 (4) Mem at GSW, 1/6/17 *	11 Mem vs Mia, 2/28/03	6 Mem at Min, 4/19/06 (2nd)

	Field Goal Atts	Free Throw Atts	Personal Fouls
Season	6,875 2009-10 (Mem)	2,410 2006-07 (Mem)	1,910 2004-05 (Mem)
	6,859 2015-16 (Mem)	2,145 1997-98 (Van)	1,903 2003-04 (Mem)
	6,801 2010-11 (Mem)	2,143 2003-04 (Mem)	1,881 1999-00 (Van)
Game	116 Mem vs LAL, 3/13/12 (2ot)	51 Mem vs Ind, 11/3/07	37 Mem vs Den, 2/25/05 (ot)
	107 Mem at SA, 12/17/14 (3ot)	51 Mem vs Tor, 3/16/12	35 Mem vs Bos, 2/17/99 (3ot)
	105 Mem vs NY, 11/1/06 (3ot)	50 Van vs Bos, 2/17/99 (3ot)	35 Mem at Atl, 3/29/04 (2ot)
Half	56 (2) Mem at Hou, 3/14/16 (2nd) *	39 Van vs Bos, 2/14/97 (2nd)	21 (2) Mem at Hou, 3/4/17 (2nd) *
Quarter	32 Van at Tor, 2/22/98 (2nd)	32 Van vs LAC, 11/11/97 (4th)	32 (1) Mem at Dal, 11/2/13 (4th) *
OT	15 Mem at Mil, 3/28/10	14 Mem vs LAC, 1/28/02	9 Mem vs Cle, 1/15/08

	Field Goal Pct	Free Throw Pct	Steals
Season	.471 2010-11 (Mem)	.784 2016-17 (Mem)	795 2003-04 (Mem)
	.469 2009-10 (Mem)	.783 2015-16 (Mem)	771 2010-11 (Mem)
	.465 2006-07 (Mem)	.774 1999-00 (Van)	728 1995-96 (Van)
Game	.620 Mem vs NJ, 12/13/03 (44/71)	1.000 (Many times) Mem vs Chi, 1/15/17 (13/13) *	22 Mem vs Min, 10/30/10
	.612 Mem vs Cle, 3/19/03 (52/85)		19 (3) Mem vs SA, 3/9/04
	.608 Mem vs Chi, 3/12/03 (48/79)		
Half	.718 Van at Atl, 3/13/01 (2nd) (28/39)	1.000 (Many times) Mem vs NY, 4/7/17 (1st) (4/4) *	14 Mem vs Min, 10/30/10 (2nd)
Quarter	.875 Van vs Sac, 4/12/96 (2nd) (14/16)	1.000 (Many times) Mem vs Dal, 4/12/17 (1st) (2/2) *	8 (5) Mem at Bkn, 2/10/16 (1st) *
OT	1.000 Mem vs LAC, 1/28/02 (5/5)	1.000 (Many times) Mem at GSW, 1/6/17 (2/2) *	2 (Many times) Mem at Phi, 11/23/16 (1st) *

	3-Pt Field Goals Made	Total Rebounds	Turnovers
Season	767 2016-17 (Mem)	3,566 2009-10 (Mem)	1,405 1997-98 (Van)
	620 2007-08 (Mem)	3,506 2016-17 (Mem)	1,381 1999-00 (Van)
	590 2005-06 (Mem)	3,504 2012-13 (Mem)	1,347 1995-96 (Van)
Game	16 Mem at Uta, 1/24/07	64 Mem vs NO, 2/9/09	32 Van at Sea, 12/21/95
	16 Mem at Pho, 1/30/17	62 Mem vs GS, 11/12/04	31 (3) Mem vs Pho, 12/8/02 *
		61 (2) Mem at NO, 12/5/16 (2ot) *	
Half	11 Mem at Uta, 1/24/07 (2nd)	36 (2) Mem vs Mil, 12/19/12 (1st) *	18 Van at Sea, 12/21/95 (2nd)
Quarter	8 (2) Mem vs OKC, 12/29/16 (4th) *	24 (2) Mem vs OKC, 12/11/09 (3rd) *	11 Van at Sea, 11/17/96 (1st)
OT	3 (3) Mem at GS, 2/21/07 *	11 Mem vs Ori, 1/25/16	6 Mem at SA, 12/1/12

	3-Pt Field Goal Atts	Offensive Rebounds	Blocks
Season	2,169 2016-17 (Mem)	1,081 1997-98 (Van)	565 2003-04 (Mem)
	1,779 2007-08 (Mem)	1,070 2009-10 (Mem)	500 2002-03 (Mem)
	1,578 2005-06 (Mem)	1,059 2012-13 (Mem)	488 2001-02 (Mem)
Game	36 Mem at Den, 4/16/08	28 Van at Tor, 2/22/98	17 Mem vs GS, 11/12/04
	35 Mem at Sac, 12/31/16	28 Mem vs Por, 12/7/03	16 Mem vs Den, 4/9/02
	35 Mem at NO, 3/21/17	28 Mem at Hou, 3/14/16	15 (4) Mem vs Mil, 4/7/06 *
Half	23 Mem at Sac, 12/31/16 (2nd) *	19 (2) Mem at Hou, 3/14/16 (2nd) *	13 Mem vs GS, 11/12/04 (1st)
Quarter	14 Mem at Sac, 12/31/16 (4th) *	12 (3) Mem at Hou, 3/14/16 (4th) *	9 Mem vs GS, 11/12/04 (2nd)
OT	7 Mem vs NO, 1/30/10	6 (2) Mem vs NO, 1/30/10 *	3 (5) Mem vs Ori, 1/25/16 *

\* Most recent occurrence

## GRIZZLIES ALL-TIME SEASON & SINGLE-GAME LOWS

	Points	3-Pt Field Goal Pct	Defensive Rebounds
Season	4,443 1998-99 (Van)	.307 2001-02 (Mem)	1,359 1998-99 (Van)
	6,269 2011-12 (Mem)	.326 2011-12 (Mem)	1,944 2011-12 (Mem)
	7,313 1996-97 (Van)	.327 1998-99 (Van)	2,155 1996-97 (Van)
Game	62 Van at SA, 11/8/95	.000 (Many times) Mem vs Chi, 12/30/13 (0/5) *	14 Van at Uta, 2/28/01
	64 Mem at Chi, 1/1/12		16 (4) Van at NY, 3/7/00 *
	66 (4) Mem at Por, 3/28/09 *		
Half	23 Van at SA, 11/1/00 (2nd)	.000 (Many times) Mem vs LAC, 3/9/17 (1st) *	4 Van at Mia, 11/25/95 (2nd)
Quarter	6 Mem vs Pho, 2/21/02 (4th)	.000 (Many times) Mem vs Dal, 4/12/17 (4th) *	0 Mem at OKC, 1/31/13 (1st)
OT	0 Van vs Ind, 12/1/00	.000 (Many times) Mem at SA, 4/4/17 *	0 (2) Mem at Cle, 11/29/03 *

	Field Goals Made	Free Throws Made	Assists
Season	1,643 1998-99 (Van)	1,009 1998-99 (Van)	964 1998-99 (Van)
	2,425 2011-12 (Mem)	1,142 2011-12 (Mem)	1,290 2011-12 (Mem)
	2,746 2005-06 (Mem)	1,230 1996-97 (Van)	1,423 2008-09 (Mem)
Game	21 Mem at Chi, 1/13/07	1 Mem at Atl, 2/8/14	7 Mem at Ori, 4/8/09
	22 (3) Van vs Por, 4/17/97 *	3 (3) Mem vs Bkn, 1/25/13 *	8 Van at SA, 11/8/95
			8 Mem at Uta, 2/28/02
Half	7 (2) Van vs Por, 2/8/99 (2nd) *	0 (9) Mem vs Min, 3/24/14 (2nd) *	1 Mem at Ori, 4/8/09 (2nd)
Quarter	1 Van at Mia, 1/4/00 (4th)	0 (Many times) Mem vs Det, 4/9/17 (4th) *	0 (Many times) Mem at Uta, 1/28/17 (4th) *
OT	0 Van vs Ind, 12/1/00	0 (Many times) Mem at Phi, 11/23/16 (1st) *	0 (Many times) Mem at SA, 4/4/17 *

	Field Goal Atts	Free Throw Atts	Personal Fouls
Season	3,838 1998-99 (Van)	1,408 1998-99 (Van)	1,123 1998-99 (Van)
	5,422 2011-12 (Mem)	1,504 2011-12 (Mem)	1,316 2011-12 (Mem)
	6,125 2005-06 (Mem)	1,666 2013-14 (Mem)	1,567 2014-15 (Mem)
Game	56 Mem vs SA, 2/24/06	1 Mem at Atl, 2/8/14	8 Mem at Tor, 11/28/07
	58 Mem vs Uta, 1/30/04	4 Mem vs Hou, 11/30/01	8 Mem vs NY, 11/12/08
	59 (2) Mem vs Bos, 3/14/06 *	5 (2) Mem vs LAL, 3/13/12 (2ot) *	9 Mem at Cha, 1/19/08
Half	24 Mem vs Uta, 1/30/04 (2nd)	0 (6) Mem at Atl, 2/8/14 (1st) *	0 (Many times) Mem at Dal, 3/3/17 (1st) *
Quarter	10 (2) Mem at Uta, 3/11/05 (4th) *	0 (Many times) Mem vs Det, 4/9/17 (4th) *	0 (Many times) Mem vs Dal, 4/12/17 (2nd) *
OT	2 Van vs Bos, 2/17/99 (3rd)	0 (Many times) Mem at Phi, 11/23/16 (1st) *	0 (Many times) Mem vs Bos, 12/20/16 *

	Field Goal Pct	Free Throw Pct	Steals
Season	.428 1995-96 (Van)	.708 2001-02 (Mem)	420 1998-99 (Van)
	.428 1998-99 (Van)	.709 1996-97 (Van)	503 2007-08 (Mem)
	.436 2001-02 (Mem)	.711 2005-06 (Mem)	564 2006-07 (Mem)
Game	.280 Mem at NJ, 1/2/02 (28/100)	.333 Van at Den, 12/20/96 (3/9)	0 Van vs Cle, 1/13/01
	.282 Van at SA, 11/8/95 (22/78)	.375 Van at Min, 2/6/97 (6/16)	1 (5) Mem vs Pho, 1/10/14 *
	.303 Mem vs LAC, 1/14/13 (27/89)	.375 Mem vs Bkn, 1/25/13 (3/8)	
Half	.163 Van vs Por, 2/8/99 (2nd) (7/43)	.000 (8) Mem vs Min, 3/24/14 (2nd) *	0 (Many times) Mem at Ori, 4/3/16 (2nd) *
Quarter	.083 Van at Mia, 1/4/00 (4th) (1/12)	.000 (Many times) Mem vs Ori, 1/25/16 (4th) *	0 (Many times) Mem at LAC, 4/12/16 (4th) *
OT	.000 Van vs Ind, 12/1/00 (0/8)	.000 (Many times) Mem at Sac, 11/2/09 *	0 (Many times) Mem vs Por, 2/8/16 *

	3-Pt Field Goals Made	Total Rebounds	Turnovers
Season	148 1998-99 (Van)	2,009 1998-99 (Van)	848 1998-99 (Van)
	277 2011-12 (Mem)	2,775 2011-12 (Mem)	955 2011-12 (Mem)
	309 2010-11 (Mem)	3,127 1995-96 (Van)	1,061 2016-17 (Mem)
Game	0 (Many times) Mem vs Chi, 12/30/13 *	21 Mem at Den, 3/6/06	4 (4) Mem vs Uta, 12/22/14 *
		22 Mem at NOK, 3/31/06	
		23 (2) Mem vs Por, 4/7/09 *	
Half	0 (Many times) Mem vs LAC, 3/9/17 (1st) *	6 (2) Mem at Dal, 3/6/06 (2nd) *	1 (9) Mem at Por, 2/22/15 (2nd) *
Quarter	0 (Many times) Mem vs Dal, 4/12/17 (4th) *	1 Van vs Dal, 2/17/97 (1st)	0 (Many times) Mem vs Pho, 2/28/17 (3rd) *
OT	0 (Many times) Mem at SA, 4/4/17 *	1 (4) Mem vs NO, 11/2/16 *	0 (Many times) Mem at Phi, 11/23/16 (2nd) *

	3-Pt Field Goal Atts	Offensive Rebounds	Blocks
Season	453 1998-99 (Van)	650 1998-99 (Van)	199 1998-99 (Van)
	849 2011-12 (Mem)	831 2011-12 (Mem)	333 1995-96 (Van)
	898 1997-98, 1999-00 (Van)	847 2008-09 (Mem)	345 2011-12 (Mem)
Game	2 Van at Tor, 1/9/00	2 (4) Mem at Mia, 11/26/16	0 (Many times) Mem at GSW, 3/26/17 *
	3 (4) Mem at Pho, 1/28/12 *		
Half	0 (Many times) Mem at Chi, 1/19/13 (2nd) *	0 (9) Mem at NO, 3/21/17 (2nd) *	0 (Many times) Mem at SA, 4/4/17 (2nd) *
Quarter	0 (Many times) Mem at Hou, 3/14/16 (2nd) *	0 (Many times) Mem vs Det, 4/9/17 (3rd) *	0 (Many times) Mem vs Det, 4/9/16 (3rd) *
OT	0 (Many times) Mem vs Dal, 2/6/16 *	0 (Many times) Mem at SA, 4/4/17 *	0 (Many times) Mem at GSW, 1/6/17 *

\* Most recent occurrence

INTRO

PLAYERS

EXECUTIVES

BASKETBALL OPERATIONS

BUSINESS OPERATIONS

MEDIA

COMMUNITY

HISTORY

PLAYOFFS

REVIEW

OPINIONS

NBA

FEDERFORUM

AT A GLANCE





# ALL-TIME TEAM RECORDS

# ALL-TIME TEAM RECORDS



## OPPONENTS ALL-TIME SEASON & SINGLE-GAME HIGHS

	Points	3-Pt Field Goal Pct	Defensive Rebounds
Season	8,766 2007-08 (Mem) 8,753 2006-07 (Mem) 8,522 1997-98 (Van)	.389 2006-07 (Mem) .385 1997-98 (Van) .374 1995-96 (Van)	2,721 2007-08 (Mem) 2,711 2015-16 (Mem) 2,694 2016-17 (Mem)
Game	138 Van vs Sea, 4/3/98 137 Mem vs Pho, 1/15/07 135 (2) Mem vs Por, 1/27/07 (2ot) *	1.000 Van at Pho, 2/19/96 (1/1) .813 Van vs Sea, 1/4/98 (13/16) .800 Van vs Mil, 4/1/97 (4/5)	55 Mem at GS, 11/2/15 48 Mem at Phi, 11/23/16 48 Mem at NO, 12/5/16 (2ot)
Half	78 Mem at GS, 3/24/10 (1st)	1.000 (4) Mem at Cha, 4/20/12 (1st) (1/1) *	28 Mem at GS, 11/2/15 (2nd)
Quarter	45 Mem at Was, 12/26/06 (1st)	1.000 (Many times) Mem at SA, 4/4/17 (4th) (4/4) *	16 (2) Mem at GS, 11/2/15 (2nd) *
OT	20 Van at Tor, 2/22/98	1.000 (7) Mem at Cle, 2/9/14 (1/1) *	7 (5) Mem at SA, 4/4/17 *

	Field Goals Made	Free Throws Made	Assists
Season	3,394 2007-08 (Mem) 3,287 2006-07 (Mem) 3,230 1997-98 (Van)	1,679 2004-05 (Mem) 1,658 2016-17 (Mem) 1,643 2003-04 (Mem)	2,101 1997-98 (Van) 2,062 2006-07 (Mem) 1,991 2002-03 (Mem)
Game	56 Mem at Pho, 3/11/08 54 Mem at Uta, 1/24/07 (ot) 52 (3) Mem at Pho, 11/25/09 *	45 Mem at Atl, 3/29/04 (2ot) 44 Mem vs Den, 2/25/05 (ot) 40 (2) Mem at Dal, 11/2/13 *	42 Van vs Pho, 4/12/98 39 (4) Mem at Uta, 1/6/10 *
Half	30 (2) Van at Dal, 1/25/01 (1st) *	29 Mem at Dal, 11/2/13 (2nd)	25 Van vs Pho, 4/12/98 (1st)
Quarter	19 Mem vs Den, 2/13/11 (2nd)	21 Mem at Dal, 11/2/13 (4th)	15 Van vs Pho, 4/12/98 (1st)
OT	6 (4) Mem vs NOP, 3/11/16 *	13 Mem at Min, 12/29/09	4 (5) Mem at OKC, 1/28/09 *

	Field Goal Atts	Free Throw Atts	Personal Fouls
Season	7,076 2007-08 (Mem) 7,008 2002-03 (Mem) 6,829 2001-02 (Mem)	2,233 1997-98 (Van) 2,202 2016-17 (Mem) 2,179 2004-05 (Mem)	1,992 2006-07 (Mem) 1,989 1999-00 (Van) 1,891 2003-04 (Mem)
Game	111 Van vs Was, 2/14/98 109 Mem at Cle, 11/29/03 108 Van vs Den, 1/9/01	53 Van vs Ind, 3/3/98 52 Mem vs Den, 2/25/05 (ot) 51 Van at Min, 11/28/95	42 Mem vs NY, 11/1/06 (3ot) 40 Van at Bos, 2/17/99 (3ot) 38 (2) Mem vs LAC, 1/26/08 (ot) *
Half	60 Van at Bos, 2/2/97 (2nd)	35 Van vs Ind, 3/3/98 (2nd)	25 Van at Tor, 1/9/00 (2nd)
Quarter	31 (7) Mem at GS, 3/30/09 (4th) *	27 Van vs Bos, 2/18/98 (4th)	21 Van vs LAC, 11/11/97 (4th)
OT	16 Mem vs NOP, 3/11/16	13 Mem at Min, 12/29/09	8 Mem vs LAC, 1/26/08

	Field Goal Pct	Free Throw Pct	Steals
Season	486 2006-07 (Mem) 480 2007-08 (Van) 475 1997-98, 1995-96 (Van)	.774 2007-08 (Mem) .771 2004-05 (Mem) .770 2008-09 (Mem)	836 1997-98 (Van) 781 2001-02 (Mem) 725 1996-97, 1999-00 (Van)
Game	.658 Mem vs Cha, 12/19/08 (50/76) .640 Mem at Den, 3/16/06 (48/75) .638 Van vs Pho, 4/12/98 (51/80)	1.000 (Many times) Mem at Ind, 2/24/17 (11/11) *	20 Van at Atl, 2/20/98 19 (4) Mem vs Pho, 2/21/02 *
Half	.733 Van at GS, 1/27/97 (2nd) (22/30)	1.000 (Many times) Mem vs SA, 3/18/17 (1st) (4/4) *	14 Van at Atl, 2/20/98 (1st)
Quarter	.875 (3) Mem vs NO, 1/30/10 (3rd) (14/16) *	1.000 (Many times) Mem vs Dal, 4/12/17 (1st) (3/3) *	9 Van vs Sea, 4/3/98 (2nd)
OT	.857 (2) Mem vs Por, 1/27/07 (2nd) (6/7) *	1.000 (Many times) Mem at GS, 1/6/17 (1/1) *	4 (2) Van vs Bos, 2/17/99 (3rd) *

	3-Pt Field Goals Made	Total Rebounds	Turnovers
Season	813 2016-17 (Mem) 797 2015-16 (Mem) 663 2014-15 (Mem)	3,695 2001-02 (Mem) 3,681 2002-03 (Mem) 3,653 2007-08 (Van)	1,423 1995-96 (Van) 1,395 2003-04 (Mem) 1,367 2010-11 (Mem)
Game	20 Mem at NY, 3/17/11 20 Mem at GS, 4/13/16 20 Mem vs Hou, 12/23/16	76 Van at Dal, 12/28/95 (2ot) 66 Mem at GS, 1/12/04 65 (2) Mem at GS, 11/2/15 *	30 Van at Phi, 1/5/96 (ot) 30 Mem vs NJ, 12/13/03 28 (3) Mem at Phi, 12/22/15 *
Half	14 (2) Mem at GS, 4/13/16 (1st) *	40 Mem vs Mil, 11/14/08 (2nd)	19 Van vs Min, 4/3/96 (2nd)
Quarter	9 Van vs Dal, 3/1/96 (3rd)	21 (2) Mem at Ind, 11/11/13 (1st) *	12 Mem at LAC, 10/31/12 (1st)
OT	3 Van vs Hou, 11/29/99	10 Mem vs NOP, 3/11/16	3 (Many times) Mem at Phi, 11/23/16 (2nd) *

	3-Pt Field Goal Atts	Offensive Rebounds	Blocks
Season	2,299 2016-17 (Mem) 2,185 2015-16 (Mem) 1,889 2014-15 (Mem)	1,206 1996-97 (Van) 1,144 1997-98 (Van) 1,135 2001-02 (Mem)	538 1997-98 (Van) 519 1999-00 (Van) 505 2010-11 (Mem)
Game	52 Mem vs Hou, 12/23/16 47 Mem at GS, 4/13/16 46 Mem vs GS, 1/3/07	37 Van at Dal, 12/28/95 (2ot) 33 Van at GS, 4/18/01 31 (2) Van at NJ, 2/4/97 *	18 Van at Den, 3/15/99 17 Mem at Mil, 3/17/16 16 Mem at LAL, 12/3/02
Half	28 Mem at GS, 4/13/16 (1st)	20 Van at Bos, 2/2/97 (2nd)	12 Mem at Mil, 3/17/16 (2nd)
Quarter	20 Van vs Dal, 3/1/96 (3rd)	12 (3) Mem at Uta, 12/26/05 (2nd) *	8 Mem at Mil, 3/17/16 (4th)
OT	7 (2) Mem vs Pho, 1/11/15 (2nd) *	7 Mem vs NOP, 3/11/16	3 (3) Mem at SA, 12/27/08 (2nd) *

\* Most recent occurrence

## OPPONENTS ALL-TIME SEASON & SINGLE-GAME LOWS

	Points	3-Pt Field Goal Pct	Defensive Rebounds
Season	4,876 1998-99 (Van) 6,136 2011-12 (Mem) 7,255 2005-06 (Mem)	.333 1999-00 (Van) .334 2005-06 (Mem) .338 2003-04 (Mem), 2012-13 (Mem)	1,456 1998-99 (Van) 1,954 2011-12 (Mem) 2,336 1999-00 (Van)
Game	63 Mem vs NJ, 12/13/03 64 Mem at Dal, 11/18/16 65 (2) Mem vs Uta, 1/6/06 *	.000 (Many times) Mem at Tor, 1/24/11 (0/13) *	14 Van vs Dal, 3/31/98 16 Mem vs Was, 2/7/06 17 (5) Mem vs LAL, 11/23/12 *
Half	24 (2) Mem at LAL, 12/20/04 (2nd) *	.000 (Many times) Mem vs Mil, 1/28/16 (2nd) *	5 (2) Van vs Dal, 3/31/98 (2nd) *
Quarter	5 Mem vs Dal, 2/27/13 (3rd)	.000 (Many times) Mem vs NY, 4/7/17 (4th) *	1 (7) Mem at LAC, 4/13/11 (3rd) *
OT	2 (2) Mem vs OrL, 1/25/16 *	.000 (Many times) Mem at NO, 12/5/16 (1st) *	0 (4) Mem vs Pho, 12/8/10 *

	Field Goals Made	Free Throws Made	Assists
Season	1,813 1998-99 (Van) 2,278 2011-12 (Mem) 2,684 2004-05 (Mem)	1,021 1998-99 (Van) 1,163 2011-12 (Mem) 1,225 2014-15 (Mem)	1,189 1998-99 (Van) 1,274 2011-12 (Mem) 1,599 2012-13 (Mem)
Game	21 Mem at Det, 1/6/05 21 Mem at Dal, 11/18/16 23 (3) Mem vs Tor, 2/7/09 *	3 Mem vs Pho, 12/17/05 3 Mem at OKC, 11/7/14 4 (4) Mem vs GS, 11/20/13 (ot) *	9 (4) Mem vs OKC, 12/29/16 *
Half	7 Mem at LAL, 12/20/04 (2nd)	0 (Many times) Mem vs Mia, 12/29/15 (2nd) *	2 Mem vs LAC, 3/19/16 (2nd)
Quarter	1 Mem at Min, 12/29/08 (2nd)	0 (Many times) Mem vs Det, 4/9/17 (4th) *	0 (Many times) Mem vs Dal, 3/31/17 (2nd) *
OT	0 Mem vs Pho, 12/4/12	0 (Many times) Mem at NO, 12/5/16 (2nd) *	0 (Many times) Mem vs NO, 11/2/16 *

	Field Goal Atts	Free Throw Atts	Personal Fouls
Season	3,917 1998-99 (Van) 5,132 2011-12 (Mem) 6,172 2005-06 (Mem)	1,400 1998-99 (Van) 1,522 2011-12 (Mem) 1,651 2014-15 (Mem)	1,164 1998-99 (Van) 1,275 2011-12 (Mem) 1,553 2013-14 (Mem)
Game	60 (4) Mem at Dal, 4/8/16 *	4 Mem vs Pho, 12/17/05 4 Mem at NY, 3/11/03 4 Mem vs NY, 3/9/11	9 Van vs Por, 4/10/01 10 (3) Mem at Atl, 2/8/14
Half	25 Mem vs NO, 4/18/12 (2nd)	0 (6) Mem vs Dal, 12/4/09 (2nd) *	2 Van vs Por, 4/12/01 (1st)
Quarter	8 Mem vs NO, 4/18/12 (3rd)	0 (Many times) Mem vs Det, 4/9/17 (4th) *	0 (Many times) Mem at Sac, 12/31/16 (1st) *
OT	4 (4) Mem at Uta, 1/2/16 *	0 (Many times) Mem at NO, 12/5/16 (2nd) *	0 (Many times) Mem vs Cha, 12/12/14 (1st) *

	Field Goal Pct	Free Throw Pct	Steals
Season	432 2004-05 (Mem) 435 2012-13 (Mem) 436 2003-04 (Mem), 2005-06 (Mem)	.727 1996-97 (Van) .729 1998-99 (Van) .732 2000-01 (Mem)	490 1998-99 (Van) 518 2011-12 (Mem) 576 2016-17 (Mem)
Game	.275 Mem vs GS, 11/12/04 (25/91) .277 Van vs Dal, 11/13/95 (26/94) .288 Mem at Dal, 11/18/16 (21/73)	.273 Mem at OKC, 11/7/14 (3/11) .333 Van at LAL, 2/2/97 (8/24) .357 Mem vs Tor, 12/27/10 (5/14)	0 Mem vs Uta, 12/22/14 1 (4) Mem at Bos, 11/27/13
Half	.222 Mem vs Dal, 3/31/17 (1st) (8/36)	.000 (Many times) Mem at Pho, 2/2/15 (1st) *	0 (Many times) Mem vs LAC, 3/9/17 (2nd) *
Quarter	.063 Mem at Min, 12/29/08 (2nd) (1/16)	.000 (Many times) Mem at Det, 12/21/16 (1st) *	0 (Many times) Mem vs Det, 4/9/17 (4th) *
OT	.000 Mem vs Pho, 12/4/12 (0/5)	.000 (Many times) Mem at SA, 12/27/08 (1st) *	0 (Many times) Mem vs Bos, 12/20/16 *

	3-Pt Field Goals Made	Total Rebounds	Turnovers
SSeason	229 1998-99 (Van) 361 1999-00 (Van) 369 2003-04 (Mem)	2,129 1998-99 (Van) 2,683 2011-12 (Mem) 3,204 2012-13 (Mem)	779 1998-99 (Van) 1,096 2007-08 (Mem) 1,130 2011-12 (Mem)
Game	0 (Many times) Mem at Tor, 1/24/11 *	24 Mem vs Was, 2/27/06 24 Van vs Dal, 2/27/01 25 (5) Mem vs Den, 12/28/13 *	4 Mem at Sea, 1/17/03 (ot) 5 Van at OrL, 3/17/98 5 Van vs Cle, 1/13/01
Half	0 (Many times) Mem vs Mil, 1/28/16 (2nd) *	8 Van at Por, 4/8/00 (1st)	1 (4) Mem at NOP, 12/1/15 *
Quarter	0 (Many times) Mem vs NY, 4/7/17 (4th) *	2 (6) Mem vs Ind, 1/12/13 (3rd) *	0 (Many times) Mem at SA, 3/23/17 (1st) *
OT	0 (Many times) Mem at NO, 12/5/16 (1st) *	0 (2) Mem vs Pho, 12/8/10 *	0 (Many times) Mem vs Bos, 12/20/16 *

	3-Pt Field Goal Atts	Offensive Rebounds	Blocks
Season	653 1998-99 (Van) 1,075 2000-01 (Mem) 1,083 1999-00 (Van)	673 1998-99 (Van) 729 2011-12 (Mem) 761 2016-17 (Mem)	328 1998-99 (Van) 363 2011-12 (Mem) 403 2007-08 (Mem)
Game	1 Van at Pho, 2/5/95 1 Van at Pho, 2/19/96 1 Mem at LAC, 2/10/06	3 (9) Mem vs Atl, 2/8/15 *	0 (Many times) Mem at Brk, 2/13/17 *
Half	0 (Many times) Mem at LAC, 2/10/06 (2nd) *	0 (Many times) Mem at Uta, 1/28/17 (2nd) *	0 (Many times) Mem vs Det, 4/9/17 (1st) *
Quarter	0 (Many times) Mem vs LAL, 3/6/15 (1st) *	0 (Many times) Mem at SA, 4/4/17 (4th) *	0 (Many times) Mem vs Dal, 4/12/17 (3rd) *
OT	0 (Many times) Mem vs Cha, 12/12/14 (1st) *	0 (Many times) Mem vs Bos, 12/20/16 *	0 (Many times) Mem at GS, 1/6/17 *

\* Most recent occurrence

INTRO

PLAYERS

EXECUTIVES

BASKETBALL OPERATIONS

BUSINESS OPERATIONS

MEDIA

COMMUNITY

HISTORY

PLAYOFFS

REVIEW

OPPONENTS

NBA

FEDERFORUM

AT A GLANCE







# ALL-TIME TEAM RECORDS

## MEMPHIS NOTES

**2017 NBA Draft:** The Grizzlies acquired the draft rights to Ivan Rabb (35th overall) from the Orlando Magic for a future second round draft pick. The Grizzlies acquired the draft rights to Dillon Brooks (45th overall) from the Houston Rockets for a future second round draft pick.

**2016 NBA Draft:** The Grizzlies acquired the draft rights to Deyonta Davis (31st overall) and Rade Zagorac (35th overall) from the Boston Celtics for a future first round draft pick. The Grizzlies' 2016 second round pick (45th overall) was conveyed to Boston (via Denver and Dallas) as the result of an Aug. 7, 2009 trade with Denver. The Grizzlies originally acquired the 57th overall pick from Toronto in a July 9, 2009 multi-team trade.

**2015 NBA Draft:** The Grizzlies conveyed their 2015 second round draft pick with Quincy Pondexter to the New Orleans Pelicans in a three-team trade on Jan. 8, 2015. As part of the trade, Memphis also traded Tayshaun Prince and a future first round draft pick to the Boston Celtics. Boston traded Jeff Green to Memphis. New Orleans traded Austin Rivers to Boston and Russ Smith to Memphis. Memphis traded Jon Leuer to Phoenix for the draft rights to Andrew Harrison (44th).

**2014 NBA Draft:** The Grizzlies conveyed their 2014 second round draft pick with Jeremy Pargo and cash considerations for D.J. Kennedy on July 25, 2012. Cleveland later packaged the pick with Earl Clark, Henry Sims and its own 2014 second round draft pick to acquire Spencer Hawes from Philadelphia on Feb. 20, 2014. Memphis traded a 2016 second round draft pick to Utah for the draft rights to Jarell Stokes (35th overall).

**2013 NBA Draft:** The Grizzlies conveyed their 2013 first round draft pick with Hasheem Thabeet and DeMarre Carroll to the Houston Rockets in exchange for Shane Battier and Ish Smith on Feb. 24, 2011. Memphis originally obtained the 41st overall draft pick from the Toronto Raptors in a three-team trade also involving the Detroit Pistons on Jan. 30, 2013. The Grizzlies traded the draft rights to Joffrey Lauvergne (55th overall) and Darrell Arthur to the Denver Nuggets in exchange for Kosta Koufos. Memphis originally obtained the 60th overall draft pick and Dexter Pittman from the Miami in exchange for the draft rights to Ricky Sanchez on Feb. 21, 2013.

**2012 NBA Draft:** The Grizzlies conveyed their 2012 second round draft pick to the Philadelphia 76ers in exchange for Marreese Speights and sent Xavier Henry to the New Orleans Hornets in a three-team trade on Jan. 4, 2012.

**2011 NBA Draft:** The Grizzlies conveyed their 2011 first round draft pick to the Utah Jazz on Feb. 18, 2010 in exchange for Ronnie Brewer. Utah subsequently packaged the pick with Kosta Koufos and a future first round draft pick to acquire Al Jefferson from the Minnesota Timberwolves. Minnesota selected Donatas Motiejunas with the 20th overall pick in the 2011 Draft.

**2010 NBA Draft:** The Grizzlies conveyed the draft rights to Dominique Jones (25th overall) to the Dallas Mavericks in exchange for cash considerations. Memphis originally obtained the 25th overall draft pick from Denver along with Steven Hunter in exchange for a future conditional second round pick on Aug. 7, 2009. The 28th overall draft selection was the second of two draft picks the Grizzlies acquired from the Los Angeles Lakers in exchange for Pau Gasol on Feb. 1, 2008. The Lakers received Memphis' 2010 second round draft pick as part of the trade.

**2009 NBA Draft:** The Grizzlies originally acquired the 27th overall draft pick from Orlando in a three-team trade also involving the Houston Rockets on Feb. 19, 2009.

**2008 NBA Draft:** The Grizzlies acquired the draft rights to O.J. Mayo, who was selected in the first round (third overall) by the Minnesota Timberwolves along with Marko Jaric, Antoine Walker and Greg Buckner in exchange for the draft rights to Kevin Love (fifth overall), Mike Miller, Brian Cardinal and Jason Collins. Memphis also acquired the draft rights to Darrell Arthur (27th overall) from the Houston Rockets for the draft rights to Donté Greene (28th overall) and a 2009 second round pick.

**2006 NBA Draft:** The Grizzlies acquired the draft rights to Rudy Gay, who was selected in the first round (eighth overall) by the Houston Rockets, and Stromile Swift from Houston in exchange for Shane Battier. The Grizzlies also acquired the draft rights to Alexander Johnson, who was selected in the second round (45th overall by Indiana) from Portland in exchange for a second round pick in the 2008 NBA Draft.

**2005 NBA Draft:** The Grizzlies acquired the draft rights to Lawrence Roberts (55th overall) from the Seattle SuperSonics in exchange for two future second round draft picks and cash considerations.

**2004 NBA Draft:** The Grizzlies conveyed their 2004 first round pick to the Portland Trail Blazers on Dec. 3, 2003 in exchange for Bonzi Wells. Portland received the 23rd overall pick in the 2004 Draft and selected Sergei Monia from Russia. The Grizzlies traded a future second round pick and cash considerations to the Seattle SuperSonics in exchange for the draft rights to Andre Emmett (53rd overall). The Grizzlies traded cash considerations to the Orlando Magic in exchange for the draft rights to Antonio Burks (36th overall).

**2003 NBA Draft:** The Grizzlies conveyed the draft rights to the 13th and 27th overall picks (Marcus Banks, Kendrick Perkins) in the 2003 NBA Draft to Boston in exchange for the draft rights to the 16th and 20th overall picks (Troy Bell, Dahntay Jones) in the 2003 NBA Draft. The Grizzlies' second overall pick in 2003 was conveyed to Detroit to complete a 1997 trade... The 13th overall pick in the 2003 NBA Draft was obtained from Houston in the 1999 trade involving Steve Francis and Michael Dickerson. The 27th overall pick in the 2003 NBA Draft was obtained from the Orlando Magic and the Sacramento Kings in an earlier trade.

**2002 NBA Draft:** The Grizzlies conveyed the 46th overall pick in the 2002 (Matt Barnes) to the Cleveland Cavaliers along with Nick Anderson in exchange for Wesley Person. The Grizzlies obtained the 48th overall pick in 2002 NBA Draft (Chris Owens) from the Milwaukee Bucks in exchange for the Grizzlies' 2003 second round pick.

**2001 NBA Draft:** The Grizzlies conveyed the 27th overall pick in the 2001 NBA Draft (Jamaal Tinsley) to Atlanta as part of the trade which sent Shareef Abdur-Rahim to the Hawks in exchange for the draft rights to the third overall pick (Pau Gasol), Lorenzen Wright and Brevin Knight. The Grizzlies received the 48th overall pick in the 2001 NBA Draft from New York as part of the trade which sent Othella Harrington to the Knicks in exchange for Erick Strickland and the rights to the LA Lakers' first round pick in the 2001 NBA Draft (27th overall).

# ALL-TIME TEAM RECORDS



## GRIZZLIES ALL-TIME ATTENDANCE

Season	Gm	HOME ATTENDANCE			Sellouts	ROAD ATTENDANCE			NBA Avg
		Total	Average	Rank		Total	Average	Rank	
<b>MEMPHIS</b>									
2016-17	41	677,314	16,520	23rd	7	723,881	17,656	21st	17,884
2015-16	41	701,894	17,119	20th	14	721,186	17,590	23rd	17,865
2014-15	41	710,502	17,329	18th	16	738,717	18,017	7th	17,826
2013-14	41	685,458	16,718	20th	3	708,043	17,269	20th	17,407
2012-13	41	681,613	16,625	19th	6	704,988	17,195	17th	17,348
2011-12	33	518,446	15,710	20th	4	563,271	17,069	15th	17,274
2010-11	41	600,687	14,651	27th	4	674,096	16,441	28th	17,319
2009-10	41	552,914	13,486	28th	3	684,350	16,691	22nd	17,165
2008-09	41	519,895	12,680	29th	2	701,143	17,101	23rd	17,520
2007-08	41	523,578	12,770	29th	2	696,385	16,985	22nd	17,376
2006-07	41	600,836	14,655	30th	3	710,811	17,337	25th	17,757
2005-06	41	647,533	15,793	26th	4	705,671	17,211	18th	17,558
2004-05	41	691,362	16,882	18th	18	681,487	16,622	30th	17,314
2003-04	41	622,723	15,188	25th	5	684,513	16,695	17th	17,050
2002-03	41	611,322	14,910	24th	4	667,360	16,277	24th	16,883
2001-02	41	591,030	14,415	25th	6	648,706	15,822	28th	16,974
<b>MEMPHIS</b>	<b>648</b>	<b>9,937,107</b>	<b>15,335</b>		<b>101</b>	<b>11,014,608</b>	<b>16,998</b>		
<b>VANCOUVER</b>									
2000-01	41	563,218	13,737	27th	2	648,706	15,822	28th	16,784
1999-00	41	569,864	13,899	27th	1	657,705	16,042	26th	16,870
1998-99	25	417,966	16,719	16th	7	394,422	15,777	24th	16,738
1997-98	41	660,457	16,109	20th	2	635,692	15,505	29th	17,135
1996-97	41	679,422	16,571	17th	6	624,046	15,221	29th	17,077
1995-96	41	704,489	17,183	14th	10	665,147	16,223	27th	17,252
<b>TOTAL</b>	<b>878</b>	<b>13,532,523</b>	<b>15,412</b>		<b>129</b>	<b>14,640,326</b>	<b>16,674</b>		

## GRIZZLIES OPENING NIGHT

### Season Openers (4-18)

Season	Date	Opp	Result	Attend	C	F	F	G	G
2016-17	10/26/16	MIN	Won, 102-98 at Mem	18,119	M. Gasol	Ja. Green	J. Ennis III	A. Harrison	M. Conley
2015-16	10/28/15	CLE	Lost, 76-106 at Mem	18,119	M. Gasol	Z. Randolph	Je. Green	C. Lee	M. Conley
2014-15	10/29/14	MIN	Won, 105-101 at Mem	17,731	M. Gasol	Z. Randolph	T. Allen	C. Lee	M. Conley
2013-14	10/30/13	SA	Lost, 94-101 at SA	18,581	M. Gasol	Z. Randolph	T. Prince	T. Allen	M. Conley
2012-13	10/31/12	LAC	Lost, 92-101 at LAC	19,060	M. Gasol	Z. Randolph	R. Gay	T. Allen	M. Conley
2011-12	12/26/11	SA	Lost, 82-95 at SA	18,581	M. Gasol	Z. Randolph	R. Gay	T. Allen	M. Conley
2010-11	10/27/10	ATL	Lost, 104-119 at Mem	17,519	Z. Randolph	D. Arthur	R. Gay	O.J. Mayo	M. Conley
2009-10	10/28/09	DET	Lost, 74-96 at Mem	17,212	M. Gasol	Z. Randolph	R. Gay	O.J. Mayo	M. Conley
2008-09	10/29/08	HOU	Lost, 71-82 at Hou	18,196	M. Gasol	D. Milicic	R. Gay	O.J. Mayo	M. Conley
2007-08	10/31/07	SA	Lost, 101-104 at Mem	17,538	D. Milicic	P. Gasol	R. Gay	M. Miller	D. Stoudamire
2006-07	11/1/06	NY	Lost, 117-118 at Mem <sup>(oot)</sup>	17,117	J. Tsakalidis	H. Warrick	M. Miller	E. Jones	D. Stoudamire
2005-06	11/2/05	MIA	Lost, 78-97 at Mem	18,119	L. Wright	P. Gasol	S. Battier	E. Jones	D. Stoudamire
2004-05	11/3/05	WAS	Lost, 91-103 at Mem	18,119	S. Swift	P. Gasol	J. Posey	B. Wells	J. Williams
2003-04	10/31/03	BOS	Lost, 91-93 at Mem	16,178	S. Swift	P. Gasol	J. Posey	M. Miller	J. Williams
2002-03	10/30/02	DAL	Lost, 109-119 at Mem	16,638	P. Gasol	D. Gooden	W. Person	M. Dickerson	J. Williams
2001-02	11/1/01	DET	Lost, 80-90 at Mem	19,405	L. Wright	S. Swift	S. Battier	M. Dickerson	J. Williams

2000-01	10/31/00	SEA	Won, 94-88 at Van	15,779	B. Reeves	O. Harrington	S. Abdur-Rahim	M. Dickerson	M. Bibby
1999-00	11/2/99	POR	Lost, 86-106 at Van	18,218	B. Reeves	O. Harrington	S. Abdur-Rahim	M. Dickerson	M. Bibby
1998-99	2/7/99	SAC	Lost, 87-109 at Sac	17,317	T. Massenburg	C. Parks	S. Abdur-Rahim	S. Mack	M. Bibby
1997-98	10/31/97	DAL	Lost, 88-90 at Van	17,021	B. Reeves	O. Thorpe	S. Abdur-Rahim	A. Peeler	A. Daniels
1996-97	11/1/96	POR	Lost, 85-114 at Van	19,193	B. Reeves	E. Mobley	S. Abdur-Rahim	A. Peeler	G. Anthony
1995-96	11/3/95	POR	Won, 92-80 at Por	21,398	B. Benjamin	K. Gattison	C. King	B. Edwards	G. Anthony

### Home Openers (7-15)

Season	Date	Opp	Result	Attend	Season	Date	Opp	Result	Attend
2016-17	10/26/16	MIN	Won, 102-98 at Mem	18,119	2001-02	11/1/01	DET	Lost, 80-90 at Mem	19,405
2015-16	10/28/15	CLE	Lost, 76-106 at Mem	18,119	2000-01	10/31/00	SEA	Won, 94-88 at Van	15,779
2014-15	10/29/14	MIN	Won, 105-101 at Mem	17,731	1999-00	11/2/99	POR	Lost, 86-106 at Van	18,218
2013-14	11/1/13	DET	Won, 111-108 at Mem	18,119	1998-99	2/8/99	POR	Lost, 76-95 at Van	18,353
2012-13	11/5/12	UTA	Won, 103-94 at Mem	17,401	1997-98	10/31/97	DAL	Lost, 88-90 at Van	17,021
2011-12	12/28/11	OKC	Lost, 95-98 at Mem	18,119	1996-97	11/1/96	POR	Lost, 85-114 at Van	19,193
2010-11	10/27/10	ATL	Lost, 104-119 at Mem	17,519	1995-96	11/5/95	MIN	Won, 100-98 at Van	19,193
2009-10	10/28/09	DET	Lost, 74-96 at Mem	17,212					
2008-09	10/31/08	ORL	Won, 86-84 at Mem	16,139					
2007-08	10/31/07	SA	Lost, 101-104 at Mem	17,538					
2006-07	11/1/06	NY	Lost, 117-118 at Mem <sup>(oot)</sup>	17,117					
2005-06	11/2/05	MIA	Lost, 78-97 at Mem	18,119					
2004-05	11/3/05	WAS	Lost, 91-103 at Mem	18,119					
2003-04	10/31/03	BOS	Lost, 91-93 at Mem	16,178					
2002-03	10/30/02	DAL	Lost, 109-119 at Mem	16,638					

INTRO

PLAYERS

EXECUTIVES

BASKETBALL OPERATIONS

BUSINESS OPERATIONS

MEDIA

COMMUNITY

HISTORY

PLAYOFFS

REVIEW

OPINIONS

NBA

FEDERFORUM

AT A GLANCE

HISTORY



# ALL-TIME TEAM RECORDS

# ALL-TIME TEAM RECORDS



## GRIZZLIES PRESEASON HISTORY

### VANCOUVER

1995-96 (1-7)	Site	Opponent	Result
10/13/95	Vancouver, BC	Portland	L, 86-104
10/16/95	Sacramento, CA	Sacramento	L, 72-101
10/17/95	Vancouver, BC	Minnesota	L, 79-93
10/21/95	Winnipeg, MB	Toronto	L, 77-96
10/22/95	Vancouver, BC	Sacramento	L, 84-110
10/26/95	Eugene, OR	Portland	L, 96-101
10/28/95	Edmonton, AB	Boston	L, 101-103
10/29/95	Vancouver, BC	Seattle	W, 105-104

1996-97 (2-6)	Site	Opponent	Result
10/10/96	Vancouver, BC	Utah	L, 77-89
10/11/96	Phoenix, AZ	Phoenix	L, 83-100
10/14/96	Missoula, MT	Seattle	L, 83-89
10/15/96	Vancouver, BC	Dallas	W, 86-75
10/18/96	Mankato, MN	Minnesota	L, 88-104
10/24/96	Vancouver, BC	LA Clippers	L, 87-97
10/25/96	Portland, OR	Portland	L, 77-98
10/27/96	Calgary, AB	Toronto	W, 80-77

1997-98 (2-6)	Site	Opponent	Result
10/11/97	Los Angeles, CA	LA Clippers	L, 94-98
10/12/97	Phoenix, AZ	Phoenix	L, 88-93
10/14/97	Vancouver, BC	Portland	W, 103-83
10/15/97	Rapid City, SD	Dallas	W, 83-79
10/18/97	Vancouver, BC	Sacramento	L, 81-98
10/20/97	Halifax, NS	Toronto	L, 98-107
10/22/97	Vancouver, BC	Phoenix	L, 83-113
10/24/97	Vancouver, BC	Golden State	L, 100-107

VANCOUVER PRESEASON RECORD: G: 42 W: 7 L: 35

### MEMPHIS

2001-02 (4-4)	Site	Opponent	Result
10/9/01	Memphis, TN	Portland	W, 99-95
10/14/01	Memphis, TN	LA Clippers	W, 121-113
10/15/01	Memphis, TN	Seattle	W, 103-99
10/18/01	Memphis, TN	Miami	W, 110-106
10/21/01	Phoenix, AZ	Phoenix	L, 88-102
10/23/01	Anaheim, CA	LA Lakers	L, 94-128
10/24/01	Sacramento, CA	Sacramento	L, 94-107
10/26/01	Portland, OR	Portland	L, 88-101

2002-03 (3-5)	Site	Opponent	Result
10/8/02	Memphis, TN	Houston	L, 98-106
10/9/02	Memphis, TN	Miami	W, 83-71
10/11/02	Little Rock, AR	LA Lakers	L, 87-95
10/13/02	Los Angeles, CA	LA Clippers	L, 96-106
10/14/02	Seattle, WA	Seattle	L, 78-88
10/18/02	Memphis, TN	Orlando	W, 108-105
10/19/02	Memphis, TN	Chicago	W, 123-99
10/22/02	Orlando, FL	Orlando	L, 74-82

2003-04 (7-1)	Site	Opponent	Result
10/6/03	Memphis, TN	Milwaukee	W, 105-94
10/8/03	Paris, FRANCE	San Antonio	L, 93-105
10/10/03	Barcelona, SPAIN	FC Barcelona	W, 91-80
10/14/03	Memphis, TN	Washington	W, 101-85
10/17/03	Memphis, TN	Atlanta	W, 84-65
10/18/03	Memphis, TN	Orlando	W, 94-81
10/21/03	Miami, FL	Miami	W, 97-82
10/23/03	Chicago, IL	Chicago	W, 93-89

2004-05 (6-2)	Site	Opponent	Result
10/12/04	Orlando, FL	Orlando	W, 99-95
10/14/04	Memphis, TN	Cleveland	W, 102-94
10/16/04	Memphis, TN	Indiana	L, 108-91
10/20/04	Atlanta, GA	Atlanta	W, 95-86
10/21/04	Memphis, TN	Milwaukee	W, 97-75
10/23/04	Memphis, TN	Atlanta	W, 104-72
10/26/04	Indianapolis, IN	Indiana	L, 95-102
10/28/04	Green Bay, WI	Milwaukee	W, 99-92

2005-06 (6-2)	Site	Opponent	Result
10/12/05	Memphis, TN	Chicago	W, 86-82
10/14/05	San Juan, PR	Miami	W, 101-91
10/15/05	Memphis, TN	Washington	W, 104-79
10/19/05	Cleveland, OH	Cleveland	L, 85-84
10/22/05	Memphis, TN	Houston	W, 82-78
10/24/05	Memphis, TN	Orlando	L, 67-65
10/25/05	Chicago, IL	Chicago	W, 95-88
10/27/05	Chattanooga, TN	Atlanta	W, 99-84

1998-99 (0-2)	Site	Opponent	Result
1/29/99	Vancouver, BC	Portland	L, 89-109
1/30/99	Seattle, WA	Seattle	L, 68-80

1999-00 (1-7)	Site	Opponent	Result
10/13/99	Ogden, UT	Utah	L, 86-98
10/15/99	Oakland, CA	Golden State	L, 84-96
10/17/99	Vancouver, BC	Denver	L, 94-106
10/18/99	Edmonton, AB	Toronto	L, 84-110
10/22/99	Vancouver, BC	LA Clippers	L, 94-104
10/24/99	Vancouver, BC	Sacramento	L, 101-103
10/26/99	Denver, CO	Denver	W, 105-97
10/27/99	Vancouver, BC	Seattle	L, 94-95

2000-01 (1-7)	Site	Opponent	Result
10/9/00	Seattle, WA	Seattle	L, 88-96
10/10/00	Vancouver, BC	Golden State	W, 91-84
10/12/00	Toronto, ON	Toronto	L, 92-97
10/14/00	Los Angeles, CA	LA Clippers	L, 78-86
10/15/00	Tucson, AZ	Phoenix	L, 94-105
10/20/00	Sacramento, CA	Sacramento	L, 90-92
10/24/00	Vancouver, BC	Phoenix	L, 75-88
10/25/00	Oakland, CA	Golden State	L, 91-101

2006-07 (4-4)	Site	Opponent	Result
10/10/06	Houston, TX	Houston	W, 75-69
10/11/06	Memphis, TN	Atlanta	L, 91-108
10/14/06	Memphis, TN	Detroit	W, 101-89
10/16/06	Chicago, IL	Chicago	L, 78-87
10/20/06	Memphis, TN	Miami	W, 96-95
10/21/06	Orlando, FL	Orlando	L, 89-112
10/24/06	Chicago, IL	Chicago	L, 87-84
10/25/06	Detroit, MI	Detroit	W, 92-82

2007-08 (5-3)	Site	Opponent	Result
10/9/07	Malaga, SPAIN	Unicaja Malaga	L, 102-99
10/11/07	Madrid, SPAIN	MMT Estudiantes	W, 98-73
10/15/07	Memphis, TN	Minnesota	W, 101-93
10/17/07	Indianapolis, IN	Indiana	L, 115-122
10/22/07	Memphis, TN	Miami	W, 104-98
10/23/07	Houston, TX	Houston	W, 109-107
10/24/07	Memphis, TN	Houston	W, 96-90
10/26/07	Memphis, TN	Indiana	L, 113-140

2008-09 (2-6)	Site	Opponent	Result
10/7/08	Houston, TX	Houston	L, 93-96
10/8/08	Memphis, TN	Washington	L, 80-89
10/10/08	Memphis, TN	Charlotte	W, 92-78
10/13/08	Memphis, TN	Indiana	W, 103-95
10/15/08	Memphis, TN	Houston	L, 97-101
10/17/08	Indianapolis, IN	Indiana	L, 86-112
10/21/08	Miami, FL	Miami	L, 85-102
10/22/08	Orlando, FL	Orlando	L, 90-101

2009-10 (3-5)	Site	Opponent	Result
10/6/09	Richmond, VA	Washington	L, 92-101
10/7/09	Memphis, TN	Oklahoma City	W, 99-91
10/11/09	Dallas, TX	Dallas	L, 107-114
10/12/09	Memphis, TN	Orlando	L, 83-102
10/14/09	Memphis, TN	Atlanta	L, 96-111
10/17/09	Memphis, TN	Detroit	W, 115-94
10/21/09	Miami, FL	Miami	L, 93-99
10/23/09	Charlotte, NC	Charlotte	W, 95-92

2010-11 (8-0)	Site	Opponent	Result
10/6/10	Memphis, TN	Indiana	W, 87-85
10/7/10	Atlanta, GA	Atlanta	W, 115-111 (OT)
10/9/10	New Orleans, LA	New Orleans	W, 97-90
10/12/10	Memphis, TN	Tulsa, OK	W, 116-96
10/14/10	Memphis, TN	Caja Laboral	W, 110-105
10/16/10	Memphis, TN	Milwaukee	W, 91-77
10/18/10	Memphis, TN	New Orleans	W, 96-91
10/22/10	Detroit, MI	Detroit	W, 106-103

2011-12 (1-1)	Site	Opponent	Result
12/16/11	Memphis, TN	New Orleans	W, 97-90
12/21/11	New Orleans, LA	New Orleans	L, 80-95

2012-13 (4-4)	Site	Opponent	Result
10/6/12	Memphis, TN	Real Madrid	W, 105-93
10/9/12	Chicago, IL	Chicago	L, 88-92
10/14/12	Memphis, TN	Atlanta	W, 110-102
10/17/12	Houston, TX	Houston	L, 102-109
10/18/12	La Crosse, WI	Milwaukee	W, 97-94
10/20/12	Indianapolis, IN	Indiana	L, 80-83
10/24/12	Memphis, TN	Orlando	W, 115-100
10/26/12	Memphis, TN	Toronto	L, 106-120

2013-14 (4-4)	Site	Opponent	Result
10/7/13	St. Louis, MO	Chicago	L, 87-106
10/9/13	Memphis, TN	Dallas	L, 90-95
10/13/13	Memphis, TN	Maccabi Haifa	W, 116-70
10/15/13	Memphis, TN	Milwaukee	W, 102-99
10/18/13	Orlando, FL	Orlando	W, 97-81
10/20/13	Atlanta, GA	Atlanta	W, 90-82
10/23/13	Toronto, Canada	Toronto	L, 72-108
10/25/13	Memphis, TN	Houston	L, 73-92

2014-15 (3-5)	Site	Opponent	Result
10/8/14	Green Bay, WI	Milwaukee	L, 83-86
10/9/14	Houston, TX	Houston	L, 93-113
10/11/14	Memphis, TN	Atlanta	W, 93-88
10/14/14	Oklahoma City, OK	Oklahoma City	L, 107-117
10/17/14	Memphis, TN	Flamengo	W, 112-72
10/20/14	Dallas, TX	Dallas	L, 103-108
10/22/14	Memphis, TN	Cleveland	W, 96-92
10/24/14	Memphis, TN	Miami	L, 98-104

MEMPHIS PRESEASON RECORD: G: 119 W: 70 L: 49  
ALL-TIME PRESEASON RECORD: G: 161 W: 77 L: 84

2015-16 (6-1)	Site	Opponent	Result
10/6/15	Memphis, TN	Houston	W, 92-89
10/8/15	Memphis, TN	Maccabi Haifa	W, 97-84
10/12/15	Columbus, OH	Cleveland	W, 91-81
10/16/15	Memphis, TN	Oklahoma City	W, 94-78
10/18/15	Memphis, TN	Minnesota	W, 90-68
10/21/15	Atlanta, GA	Atlanta	W, 82-81
10/23/15	Orlando, FL	Orlando	L, 76-86

2016-17 (4-2)	Site	Opponent	Result
10/3/16	Memphis, TN	Orlando	W, 102-97
10/6/16	Memphis, TN	Atlanta	L, 83-104
10/11/16	Memphis, TN	Philadelphia	W, 121-91
10/13/16	Tulsa, OK	Oklahoma City	W, 110-94
10/15/16	Houston, TX	Houston	W, 134-125 (2OT)
10/19/16	Minneapolis, MN	Minnesota	L, 94-101

HISTORY

INTRO PLAYERS EXECUTIVES BASKETBALL OPERATIONS BUSINESS OPERATIONS MEDIA COMMUNITY HISTORY PLAYOFFS REVIEW OPPONENTS NBA FEDERFORUM AT A GLANCE





# ALL-TIME INDIVIDUAL RECORDS

## GRIZZLIES INDIVIDUAL SEASON & GAME HIGHS

	POINTS			FIELD GOALS MADE		
Season	1,829	Shareef Abdur-Rahim	1997-98 (Van)	653	Shareef Abdur-Rahim	1997-98 (Van)
	1,681	Zach Randolph	2009-10 (Mem)	652	Zach Randolph	2009-10 (Mem)
	1,663	(2) Shareef Abdur-Rahim	2000-01 (Van)	625	Rudy Gay	2007-08 (Mem)
Game	45	Mike Miller	Mem at GS, 2/21/07	18	Bryant Reeves	Van at Pho, 4/19/97
	44	Pau Gasol	Mem vs Sea, 3/28/06	17	(5) O.J. Mayo *	Mem at Den, 11/1/09
	43	Pau Gasol	Mem at GS, 1/11/08			
Half	27	(3) Mike Miller *	Mem vs Dal, 1/31/07 (2nd)	11	(4) Marc Gasol *	Mem at OKC, 2/3/17 (2nd)
Quarter	22	(2) Troy Daniels *	Mem vs OKC, 12/29/16 (4th)	8	(4) Troy Daniels *	Mem vs OKC, 12/29/16 (4th)

	FIELD GOAL ATTEMPTS			FREE THROWS MADE		
Season	1,354	Rudy Gay	2007-08 (Mem)	502	Shareef Abdur-Rahim	1997-98 (Van)
	1,347	Shareef Abdur-Rahim	1997-98 (Van)	446	Shareef Abdur-Rahim	1999-00 (Van)
	1,336	Zach Randolph	2009-10 (Mem)	443	Shareef Abdur-Rahim	2000-01 (Van)
Game	31	Shareef Abdur-Rahim	Van vs Den, 12/23/99	16	Shareef Abdur-Rahim	Van vs LAC, 2/10/99
	31	Shareef Abdur-Rahim	Van at GS, 3/9/99	16	Shareef Abdur-Rahim	Van vs LAL, 2/23/99
	30	Shareef Abdur-Rahim	Van vs Por, 4/11/98	16	Marc Gasol	Mem at NOP, 12/1/15
Half	19	Marc Gasol	Mem vs NY, 1/16/16 (2nd)	14	Shareef Abdur-Rahim	Van vs LAC, 2/10/99 (2nd)
Quarter	13	Rudy Gay	Mem vs Ori, 10/31/08 (4th)	12	Shareef Abdur-Rahim	Van vs LAC, 2/10/99 (4th)

	FREE THROW ATTEMPTS			3-PT FGS MADE		
Season	640	Shareef Abdur-Rahim	1997-98 (Van)	202	Mike Miller	2006-07 (Mem)
	617	Pau Gasol	2005-06 (Mem)	156	Juan Carlos Navarro	2007-08 (Mem)
	565	Pau Gasol	2002-03 (Mem)	155	Mike Miller	2007-08 (Mem)
Game	20	Pau Gasol	Mem vs Uta, 1/6/06	9	Mike Miller	Mem vs GS, 1/3/07
	19	Shareef Abdur-Rahim	Van vs LAL, 2/23/99	9	Mike Miller	Mem at GS, 2/21/07
	19	Pau Gasol	Mem vs NOK, 12/6/05	8	(2) Juan Carlos Navarro*	Mem vs NO, 11/16/08
Half	15	(2) Zach Randolph*	Mem at Det, 1/12/11 (2nd)	7	Jason Williams	Mem vs Mil, 1/15/05 (2nd)
Quarter	12	Shareef Abdur-Rahim	Van vs LAC, 2/10/99 (4th)	6	Troy Daniels	Mem vs OKC, 12/29/16 (4th)

	3-PT FG ATTEMPTS			REBOUNDS		
Season	498	Mike Miller	2006-07 (Mem)	950	Zach Randolph	2009-10 (Mem)
	432	Juan Carlos Navarro	2007-08 (Mem)	914	Zach Randolph	2010-11 (Mem)
	430	Jason Williams	2001-02 (Mem)	854	Zach Randolph	2012-13 (Mem)
Game	17	Mike Miller	Mem at GS, 2/21/07	26	Lorenzen Wright	Mem vs Dal, 11/4/01
	14	Jason Williams	Mem vs Mil, 12/18/01	25	Zach Randolph	Mem at NY, 2/27/10
	14	Juan Carlos Navarro	Mem at Den, 4/16/08	24	Zach Randolph	Mem vs Den, 12/20/09
Half	11	Jason Williams	Mem vs Mil, 1/15/05 (2nd)	18	Zach Randolph	Mem vs Det, 11/15/14 (2nd)
Quarter	8	(2) Troy Daniels *	Mem vs OKC, 12/29/16 (4th)	13	Zach Randolph	Mem vs OKC, 12/11/09 (3rd)

	OFFENSIVE REBOUNDS			DEFENSIVE REBOUNDS		
Season	330	Zach Randolph	2009-10 (Mem)	620	Zach Randolph	2009-10 (Mem)
	326	Zach Randolph	2010-11 (Mem)	607	Shareef Abdur-Rahim	1999-00 (Van)
	310	Zach Randolph	2012-13 (Mem)	588	Zach Randolph	2010-11 (Mem)
Game	13	Zach Randolph	Mem vs Det, 11/15/14	18	Shareef Abdur-Rahim	Van at Cha, 11/24/99
	13	Alex Stepheson	Mem at Hou, 3/14/16	18	Shareef Abdur-Rahim	Van at Bos, 11/26/00
	11	Zach Randolph	Mem vs OKC, 12/11/09	17	(2) Lorenzen Wright *	Mem vs Dal, 11/4/01
Half	11	Zach Randolph	Mem vs Det, 11/15/14 (2nd)	11	(3) Marc Gasol *	Mem at Mil, 3/31/12 (2nd)
Quarter	7	(2) Alex Stepheson *	Mem at Hou, 3/14/16 (4th)	8	(4) Mike Miller *	Mem vs Min, 12/1/07 (1st)

	ASSISTS			STEALS		
Season	685	Mike Bibby	2000-01 (Van)	174	Mike Conley	2012-13 (Mem)
	665	Mike Bibby	1999-00 (Van)	144	Mike Conley	2010-11 (Mem)
	631	Jason Williams	2002-03 (Mem)	137	James Posey	2003-04 (Mem)
Game	19	Jason Williams	Mem vs GS, 3/30/02	8	Tony Allen	Mem vs Cle, 4/23/12
	18	Mike Bibby	Van at Sea, 1/12/01	7	(8) Tony Allen *	Mem vs NY, 1/5/15
	18	Mike Bibby	Van at Den, 4/7/01			
Half	12	(3) Jason Williams *	Mem vs GS, 3/30/02 (1st)	7	Greg Anthony	Van vs LAC, 11/30/97 (2nd)
Quarter	8	(3) Jason Williams *	Mem vs GS, 3/30/02 (2nd)	4	(Many times) Nick Calathes *	Mem at Hou, 3/4/15 (2nd)

\* Most recent occurrence

## GRIZZLIES INDIVIDUAL SEASON & GAME HIGHS (CONT'D)

	TURNOVERS			BLOCKS		
Season	257	Shareef Abdur-Rahim	1997-98 (Van)	169	Pau Gasol	2001-02 (Mem)
	249	Shareef Abdur-Rahim	1999-00 (Van)	163	Roy Rogers	1996-97 (Van)
	248	Mike Bibby	2000-01 (Van)	153	Pau Gasol	2005-06 (Mem)
Game	9	Pau Gasol	Mem at Dal, 2/7/07	8	(4) Marc Gasol *	Mem vs Por, 1/4/13
	8	(Many times) Pau Gasol *	Mem at SA, 4/9/06			
Half	6	(8) Zach Randolph *	Mem vs LAC, 12/5/13 (1st)	7	Marc Gasol	Mem vs Por, 1/4/13
Quarter	5	(4) Pau Gasol *	Mem at SA, 4/9/06 (1st)	6	Marc Gasol	Mem vs Por, 1/4/13

	MINUTES			FIELD GOAL PCT		
Season	3,241	Shareef Abdur-Rahim	2000-01 (Van)	.581	Marc Gasol	2009-10 (Mem)
	3,223	Shareef Abdur-Rahim	1999-00 (Van)	.538	Pau Gasol	2006-07 (Mem)
	3,190	Mike Bibby	2000-01 (Van)	.530	Marc Gasol	2008-09 (Mem)
Game	56	Shareef Abdur-Rahim	Van vs Bos, 2/17/99 (3ot)	1.000	(7) Vince Carter *	Mem vs Mil, 3/13/17 (8/8)
	56	Pau Gasol	Mem vs Det, 12/19/06 (2ot)			
	55	Shareef Abdur-Rahim	Van vs Min, 4/14/00 (2ot)			

	FREE THROW PCT			3-PT FG PCT		
Season	.879	O.J. Mayo	2008-09 (Mem)	.459	Mike Miller	2013-14 (Mem)
	.873	Brian Cardinal	2004-05 (Mem)	.433	Mike Miller	2004-05 (Mem)
	.865	James Posey	2004-05 (Mem)	.433	Wesley Person	2002-03 (Mem)
Game	1.000	(Many times) Jeff Green *	Mem at Min, 2/4/17 (12/12)	1.000	(7) Vince Carter *	Mem vs Mil, 3/13/17 (6/6)
		min. 10 FTA			min. 5 3FGA	

Season leaders meeting NBA league statistical requirements



INTRO

PLAYERS

EXECUTIVES

BASKETBALL OPERATIONS

BUSINESS OPERATIONS

MEDIA

COMMUNITY

HISTORY

PLAYOFFS

REVIEW

OPONENTS

NBA

FEDERFORUM

AT A GLANCE



# ALL-TIME INDIVIDUAL RECORDS

# ALL-TIME INDIVIDUAL RECORDS



## GRIZZLIES YEAR-BY-YEAR INDIVIDUAL LEADERS

(Single-season team record holder in bold)

SEASON	SCORING AVERAGE	G	PTS	AVG	SEASON	TOTAL POINTS	PTS
<b>MEMPHIS</b>							
2016-17	Mike Conley	69	1,415	20.5	2016-17	Marc Gasol	1,446
2015-16	Zach Randolph	81	1,040	15.3	2015-16	Zach Randolph	1,040
2014-15	Marc Gasol	81	1,413	17.4	2014-15	Marc Gasol	1,413
2013-14	Zach Randolph	79	1,372	17.4	2013-14	Zach Randolph	1,372
2012-13	Zach Randolph	76	1,169	15.4	2012-13	Zach Randolph	1,169
2011-12	Rudy Gay	65	1,232	19.0	2011-12	Rudy Gay	1,232
2010-11	Zach Randolph	75	1,504	20.1	2010-11	Zach Randolph	1,504
2009-10	Zach Randolph	81	1,681	20.8	2009-10	Zach Randolph	1,681
2008-09	Rudy Gay	79	1,493	18.9	2008-09	Rudy Gay	1,493
2007-08	Rudy Gay	81	1,632	20.1	2007-08	Rudy Gay	1,632
2006-07	Pau Gasol	59	1,226	20.8	2006-07	Mike Miller	1,293
2005-06	Pau Gasol	80	1,628	20.4	2005-06	Pau Gasol	1,628
2004-05	Pau Gasol	56	997	17.8	2004-05	Mike Miller	1,022
2003-04	Pau Gasol	78	1,381	17.7	2003-04	Pau Gasol	1,381
2002-03	Pau Gasol	82	1,555	19.0	2002-03	Pau Gasol	1,555
2001-02	Pau Gasol	82	1,441	17.6	2001-02	Pau Gasol	1,441

SEASON	SCORING AVERAGE	G	PTS	AVG	SEASON	TOTAL POINTS	PTS
<b>VANCOUVER</b>							
2000-01	Shareef Abdur-Rahim	81	1,663	20.5	2000-01	Shareef Abdur-Rahim	1,663
1999-00	Shareef Abdur-Rahim	82	1,663	20.3	1999-00	Shareef Abdur-Rahim	1,663
1998-99	Shareef Abdur-Rahim	<b>50</b>	<b>1,152</b>	<b>23.0</b>	1998-99	Shareef Abdur-Rahim	1,152
1997-98	Shareef Abdur-Rahim	82	1,829	22.3	1997-98	Shareef Abdur-Rahim	<b>1,829</b>
1996-97	Shareef Abdur-Rahim	80	1,494	18.7	1996-97	Shareef Abdur-Rahim	1,494
1995-96	Greg Anthony	69	967	14.0	1995-96	Blue Edwards	1,043

SEASON	REBOUND AVERAGE	G	REBS	AVG	SEASON	TOTAL REBOUNDS	REBS
<b>MEMPHIS</b>							
2016-17	Zach Randolph	73	598	8.2	2016-17	Zach Randolph	598
2015-16	Zach Randolph	68	529	7.8	2015-16	Zach Randolph	529
2014-15	Zach Randolph	71	747	10.5	2014-15	Zach Randolph	747
2013-14	Zach Randolph	79	795	10.1	2013-14	Zach Randolph	795
2012-13	Zach Randolph	76	854	11.2	2012-13	Zach Randolph	854
2011-12	Marc Gasol	65	579	8.9	2011-12	Marc Gasol	579
2010-11	Zach Randolph	75	914	12.2	2010-11	Zach Randolph	914
2009-10	Zach Randolph	81	950	11.7	2009-10	Zach Randolph	<b>950</b>
2008-09	Marc Gasol	82	605	7.4	2008-09	Marc Gasol	605
2007-08	Mike Miller	70	467	6.7	2007-08	Rudy Gay	499
2006-07	Pau Gasol	59	581	9.8	2006-07	Pau Gasol	581
2005-06	Pau Gasol	80	713	8.9	2005-06	Pau Gasol	713
2004-05	Lorenzen Wright	80	613	7.7	2004-05	Lorenzen Wright	613
2003-04	Pau Gasol	78	600	7.7	2003-04	Pau Gasol	600
2002-03	Pau Gasol	82	720	8.8	2002-03	Pau Gasol	720
2001-02	Lorenzen Wright	43	405	9.4	2001-02	Pau Gasol	730

SEASON	REBOUND AVERAGE	G	REBS	AVG	SEASON	TOTAL REBOUNDS	REBS
<b>VANCOUVER</b>							
2000-01	Shareef Abdur-Rahim	81	735	9.1	2000-01	Shareef Abdur-Rahim	735
1999-00	Shareef Abdur-Rahim	82	825	10.1	1999-00	Shareef Abdur-Rahim	825
1998-99	Shareef Abdur-Rahim	50	374	7.5	1998-99	Shareef Abdur-Rahim	374
1997-98	Bryant Reeves	74	585	7.9	1997-98	Bryant Reeves	585
1996-97	Bryant Reeves	75	610	8.1	1996-97	Bryant Reeves	610
1995-96	Bryant Reeves	77	570	7.4	1995-96	Bryant Reeves	570

SEASON	ASSISTS AVERAGE	G	AST	AVG	SEASON	TOTAL ASSISTS	AST
<b>MEMPHIS</b>							
2016-17	Mike Conley	69	433	6.3	2016-17	Mike Conley	433
2015-16	Matt Barnes	74	163	2.1	2015-16	Mike Conley	342
2014-15	Mike Conley	70	375	5.4	2014-15	Mike Conley	375
2013-14	Mike Conley	73	441	6.0	2013-14	Mike Conley	441
2012-13	Mike Conley	80	487	6.1	2012-13	Mike Conley	487
2011-12	Mike Conley	62	404	6.5	2011-12	Mike Conley	404
2010-11	Mike Conley	81	528	6.5	2010-11	Mike Conley	528
2009-10	Mike Conley	80	425	5.3	2009-10	Mike Conley	425
2008-09	Mike Conley	82	354	4.3	2008-09	Mike Conley	354
2007-08	Mike Conley	53	222	4.2	2007-08	Kyle Lowry	296
2006-07	Damon Stoudamire	62	299	4.8	2006-07	Chuckie Atkins	346
2005-06	Pau Gasol	80	371	4.6	2005-06	Pau Gasol	371
2004-05	Jason Williams	71	399	5.6	2004-05	Jason Williams	399
2003-04	Jason Williams	72	492	6.8	2003-04	Jason Williams	492
2002-03	Jason Williams	76	631	8.3	2002-03	Jason Williams	631
2001-02	Jason Williams	65	519	8.0	2001-02	Jason Williams	519

SEASON	ASSISTS AVERAGE	G	AST	AVG	SEASON	TOTAL ASSISTS	AST
<b>VANCOUVER</b>							
2000-01	Mike Bibby	<b>82</b>	<b>685</b>	<b>8.4</b>	2000-01	Mike Bibby	<b>685</b>
1999-00	Mike Bibby	82	665	8.1	1999-00	Mike Bibby	665
1998-99	Mike Bibby	50	325	6.5	1998-99	Mike Bibby	325
1997-98	Antonio Daniels	74	334	4.5	1997-98	Lee Mayberry	349
1996-97	Greg Anthony	65	407	6.3	1996-97	Greg Anthony	407
1995-96	Greg Anthony	69	476	6.9	1995-96	Greg Anthony	476

## GRIZZLIES YEAR-BY-YEAR INDIVIDUAL LEADERS

(Single-season team record holder in bold)

SEASON	STEALS AVERAGE	G	STLS	AVG	SEASON	TOTAL STEALS	STLS
<b>MEMPHIS</b>							
2016-17	Tony Allen	71	115	1.62	2016-17	Tony Allen	11
2015-16	Tony Allen	64	110	1.72	2015-16	Tony Allen	110
2014-15	Tony Allen	63	129	2.05	2014-15	Tony Allen	129
2013-14	Tony Allen	55	90	1.64	2013-14	Mike Conley	110
2012-13	Mike Conley	80	174	2.18	2012-13	Mike Conley	<b>174</b>
2011-12	Mike Conley	<b>62</b>	<b>136</b>	<b>2.19</b>	2011-12	Mike Conley	136
2010-11	Tony Allen	72	129	1.79	2010-11	Mike Conley	144
2009-10	Rudy Gay	80	118	1.48	2009-10	Rudy Gay	118
2008-09	Rudy Gay	79	98	1.24	2008-09	Rudy Gay	98
2007-08	Rudy Gay	81	111	1.37	2007-08	Rudy Gay	111
2006-07	Tarence Kinsey	48	53	1.10	2006-07	Rudy Gay	71
2005-06	Eddie Jones	75	131	1.75	2005-06	Eddie Jones	131
2004-05	Brian Cardinal	56	88	1.52	2004-05	Shane Battier	91
2003-04	James Posey	82	137	1.97	2003-04	James Posey	137
2002-03	Shane Battier	78	102	1.31	2002-03	Shane Battier	102
2001-02	Jason Williams	65	111	1.71	2001-02	Jason Williams	111

SEASON	STEALS AVERAGE	G	STLS	AVG	SEASON	TOTAL STEALS	STLS
<b>VANCOUVER</b>							
2000-01	Mike Bibby	82	107	1.30	2000-01	Mike Bibby	107
1999-00	Mike Bibby	82	132	1.61	1999-00	Mike Bibby	132
1998-99	Mike Bibby	50	78	1.56	1998-99	Mike Bibby	78
1997-98	Shareef Abdur-Rahim	82	89	1.09	1997-98	Shareef Abdur-Rahim	89
1996-97	Greg Anthony	65	129	1.98	1996-97	Greg Anthony	129
1995-96	Eric Murdock	64	129	2.02	1995-96	Eric Murdock	129

SEASON	BLOCKS AVERAGE	G	BLKS	AVG	SEASON	TOTAL BLOCKS	BLKS
<b>MEMPHIS</b>							
2016-17	Marc Gasol	74	99	1.34	2016-17	Marc Gasol	99
2015-16	Matt Barnes	74	57	0.75	2015-16	Marc Gasol	70
2014-15	Marc Gasol	81	131	1.62	2014-15	Marc Gasol	131
2013-14	Marc Gasol	55	76	1.29	2013-14	Marc Gasol	76
2012-13	Marc Gasol	80	139	1.74	2012-13	Marc Gasol	139
2011-12	Marc Gasol	65	121	1.86	2011-12	Marc Gasol	121
2010-11	Marc Gasol	81	136	1.68	2010-11	Marc Gasol	136
2009-10	Marc Gasol	69	109	1.58	2009-10	Marc Gasol	109
2008-09	Marc Gasol	82	90	1.10	2008-09	Marc Gasol	90
2007-08	Darko Milicic	70	114	1.63	2007-08	Darko Milicic	114
2006-07	Pau Gasol	<b>59</b>	<b>126</b>	<b>2.14</b>	2006-07	Pau Gasol	123
2005-06	Pau Gasol	80	153	1.91	2005-06	Pau Gasol	153
2004-05	Pau Gasol	56	93	1.66	2004-05	Pau Gasol	93
2003-04	Pau Gasol	78	132	1.69	2003-04	Pau Gasol	132
2002-03	Pau Gasol	82	148	1.80	2002-03	Pau Gasol	148
2001-02	Pau Gasol	82	169	2.06	2001-02	Pau Gasol	<b>169</b>

SEASON	BLOCKS AVERAGE	G	BLKS	AVG	SEASON	TOTAL BLOCKS	BLKS
<b>VANCOUVER</b>							
2000-01	Stromile Swift	80	82	1.03	2000-01	Stromile Swift	82
1999-00	Shareef Abdur-Rahim	82	87	1.06	1999-00	Shareef Abdur-Rahim	87
1998-99	Shareef Abdur-Rahim	50	55	1.10	1998-99	Shareef Abdur-Rahim	55
1997-98	Bryant Reeves	74	80	1.08	1997-98	Bryant Reeves	80
1996-97	Roy Rogers	82	163	1.99	1996-97	Roy Rogers	163
1995-96	Bryant Reeves	77	55	0.71	1995-96	Bryant Reeves	55

SEASON	FIELD GOAL PCT	FGM	ATTS	FG%	SEASON	FIELD GOALS MADE	FGM
<b>MEMPHIS</b>							
2016-17	JaMychal Green	250	500	.500	2016-17	Marc Gasol	532
2015-16	Zach Randolph	431	907	.475	2015-16	Zach Randolph	431
2014-15	Kosta Koufos	182	358	.508	2014-15	Marc Gasol	530
2013-14	Ed Davis	155	290	.534	2013-14	Zach Randolph	560
2012-13	Marc Gasol	429	869	.494	2012-13	Zach Randolph	471
2011-12	Marc Gasol	357	740	.482	2011-12	Rudy Gay	485
2010-11	Marc Gasol	364	691	.527	2010-11	Zach Randolph	598
2009-10	Marc Gasol	<b>378</b>	<b>651</b>	<b>.581</b>	2009-10	Zach Randolph	652
2008-09	Marc Gasol	350	661	.530	2008-09	Rudy Gay	572
2007-08	Mike Miller	414	824	.502	2007-08	Rudy Gay	625
2006-07	Pau Gasol	462	858	.538	2006-07	Mike Miller	465
2005-06	Pau Gasol	360	1,194	.503	2005-06	Pau Gasol	600
2004-05	Pau Gasol	377	695	.542	2004-05	Mike Miller	387
2003-04	Bo Outlaw	159	312	.510	2003-04	Pau Gasol	506
2002-03	Pau Gasol	569	1,116	.510	2002-03	Pau Gasol	569
2001-02	Pau Gasol	551	1,064	.518	2001-02	Pau Gasol	551

SEASON	FIELD GOAL PCT	FGM	ATTS	FG%	SEASON	FIELD GOALS MADE	FGM
<b>VANCOUVER</b>							
2000-01	Shareef Abdur-Rahim	604	1,280	.472	2000-01	Shareef Abdur-Rahim	604
1999-00	Othella Harrington	420	830	.506	1999-00	Shareef Abdur-Rahim	594
1998-99	Tony Massenburg	189	388	.487	1998-99	Shareef Abdur-Rahim	386
1997-98	Bryant Reeves	492	941	.523	1997-98	Shareef Abdur-Rahim	<b>653</b>
1996-97	Roy Rogers	244	483	.505	1996-97	Shareef Abdur-Rahim	550
1995-96	Bryant Reeves	401	877	.457	1995-96	B	





# ALL-TIME INDIVIDUAL RECORDS

# ALL-TIME INDIVIDUAL RECORDS



## GRIZZLIES YEAR-BY-YEAR INDIVIDUAL LEADERS

(Single-season team record holder in bold)

SEASON	FREE THROW PCT	FGM	ATTS	FT%	SEASON	FIELD THROWS MADE	FTM
<b>MEMPHIS</b>							
2016-17	Mike Conley	316	368	.859	2016-17	Mike Conley	316
2015-16	Mike Conley	229	276	.834	2015-16	Mario Chalmers	206
2014-15	Courtney Lee	111	129	.860	2014-15	Marc Gasol	350
2013-14	Mike Conley	225	276	.815	2013-14	Zach Randolph	250
2012-13	Marc Gasol	268	316	.848	2012-13	Marc Gasol	268
2011-12	Mike Conley	136	158	.861	2011-12	Marc Gasol	237
2010-11	Rudy Gay	194	241	.805	2010-11	Zach Randolph	300
2009-10	O.J. Mayo	212	262	.809	2009-10	Zach Randolph	362
<b>2008-09</b>	<b>O.J. Mayo</b>	<b>247</b>	<b>281</b>	<b>.879</b>	2008-09	Marc Gasol	275
2007-08	Pau Gasol	176	215	.819	2007-08	Rudy Gay	248
2006-07	Chuck Atkins	252	311	.810	2006-07	Pau Gasol/Hakim Warrick	299
2005-06	Mike Miller	168	210	.800	2005-06	Pau Gasol	425
2004-05	Brian Cardinal	158	181	.873	2004-05	Pau Gasol	282
2003-04	James Posey	278	335	.830	2003-04	Pau Gasol	365
2002-03	Pau Gasol	416	565	.736	2002-03	Pau Gasol	416
2001-02	Stromile Swift	217	305	.711	2001-02	Pau Gasol	338

<b>VANCOUVER</b>							
2000-01	Shareef Abdur-Rahim	443	531	.834	2000-01	Shareef Abdur-Rahim	443
1999-00	Michael Dickerson	269	324	.830	1999-00	Shareef Abdur-Rahim	446
1998-99	Shareef Abdur-Rahim	369	439	.841	1998-99	Shareef Abdur-Rahim	369
1997-98	Blue Edwards	180	215	.837	<b>1997-98</b>	<b>Shareef Abdur-Rahim</b>	<b>502</b>
1996-97	Anthony Peeler	109	133	.820	1996-97	Shareef Abdur-Rahim	387
1995-96	Byron Scott	203	243	.835	1995-96	Greg Anthony	229

SEASON	3-PT FG PCT	3FG	ATTS	3FG%	SEASON	3-PT FGS MADE	3FG
<b>MEMPHIS</b>							
2016-17	Mike Conley	171	419	.408	2016-17	Mike Conley	171
2015-16	Matt Barnes	119	370	.322	2015-16	Matt Barnes	119
2014-15	Courtney Lee	90	224	.402	2014-15	Mike Conley	107
<b>2013-14</b>	<b>Mike Miller</b>	<b>107</b>	<b>233</b>	<b>.459</b>	2013-14	Mike Miller	107
2012-13	Quincy Pondexter	60	152	.395	2012-13	Mike Conley	106
2011-12	Mike Conley	60	159	.377	2011-12	O.J. Mayo	100
2010-11	Mike Conley	80	217	.369	2010-11	O.J. Mayo	96
2009-10	Mike Conley	82	212	.387	2009-10	O.J. Mayo	136
2008-09	Mike Conley	88	217	.406	2008-09	O.J. Mayo	145
2007-08	Mike Miller	155	359	.432	2007-08	Juan Carlos Navarro	15
2006-07	Mike Miller	202	498	.406	<b>2006-07</b>	<b>Mike Miller</b>	<b>202</b>
2005-06	Mike Miller	138	339	.407	2005-06	Mike Miller	138
2004-05	Mike Miller	140	323	.433	2004-05	Mike Miller	140
2003-04	James Posey	112	290	.386	2003-04	Jason Williams	120
2002-03	Wesley Person	100	231	.433	2002-03	Jason Williams	143
2001-02	Shane Battier	103	276	.373	2001-02	Jason Williams	127

<b>VANCOUVER</b>							
2000-01	Mike Bibby	108	285	.379	2000-01	Mike Bibby	108
1999-00	Michael Dickerson	119	291	.409	1999-00	Michael Dickerson	119
1998-99	Sam Mack	42	108	.389	1998-99	Sam Mack	42
1997-98	Pete Chilcutt	54	130	.415	1997-98	Sam Mack	110
1996-97	Lee Mayberry	83	221	.376	1996-97	Anthony Peeler	128
1995-96	Chris King	44	113	.389	1995-96	Greg Anthony	90

SEASON	FG ATTEMPTS	FGA	SEASON	FT ATTEMPTS	FTA
<b>MEMPHIS</b>					
2016-17	Marc Gasol	1,160	2016-17	Mike Conley	368
2015-16	Zach Randolph	907	2015-16	Mario Chalmers	249
2014-15	Marc Gasol	1,072	2014-15	Marc Gasol	440
2013-14	Zach Randolph	1,198	2013-14	Zach Randolph	337
2012-13	Zach Randolph	1,024	2012-13	Marc Gasol	316
2011-12	Rudy Gay	1,067	2011-12	Marc Gasol	317
2010-11	Zach Randolph	1,188	2010-11	Zach Randolph	396
2009-10	Zach Randolph	1,336	2009-10	Zach Randolph	465
2008-09	O.J. Mayo	1,283	2008-09	Marc Gasol	375
2007-08	Rudy Gay	1,354	2007-08	Kyle Lowry	348
2006-07	Mike Miller	1,010	2006-07	Pau Gasol	400
2005-06	Pau Gasol	1,194	2005-06	Pau Gasol	617
2004-05	Pau Gasol	695	2004-05	Pau Gasol	367
2003-04	Pau Gasol	1,049	2003-04	Pau Gasol	511
2002-03	Pau Gasol	1,116	2002-03	Pau Gasol	565
2001-02	Pau Gasol	1,064	2001-02	Pau Gasol	477

<b>VANCOUVER</b>					
2000-01	Shareef Abdur-Rahim	1,280	2000-01	Shareef Abdur-Rahim	531
1999-00	Shareef Abdur-Rahim	1,277	1999-00	Shareef Abdur-Rahim	551
1998-99	Shareef Abdur-Rahim	893	1998-99	Shareef Abdur-Rahim	439
<b>1997-98</b>	<b>Shareef Abdur-Rahim</b>	<b>1,347</b>	<b>1997-98</b>	<b>Shareef Abdur-Rahim</b>	<b>640</b>
1996-97	Shareef Abdur-Rahim	1,214	1996-97	Shareef Abdur-Rahim	519
1995-96	Blue Edwards	956	1995-96	Bryant Reeves	299

## GRIZZLIES YEAR-BY-YEAR INDIVIDUAL LEADERS

(Single-season team record holder in bold)

SEASON	3-PT FG ATTEMPTS	3FGA	SEASON	MINUTES	MIN
<b>MEMPHIS</b>					
2016-17	Mike Conley	419	2016-17	Marc Gasol	2,531
2015-16	Matt Barnes	370	2015-16	Matt Barnes	2,190
2014-15	Mike Conley	277	2014-15	Marc Gasol	2,687
2013-14	Mike Conley	291	2013-14	Zach Randolph	2,705
2012-13	Mike Conley	293	2012-13	Marc Gasol	2,796
2011-12	O.J. Mayo	275	2011-12	Rudy Gay	2,422
2010-11	O.J. Mayo	264	2010-11	Mike Conley	2,872
2009-10	O.J. Mayo	355	2009-10	Rudy Gay	3,175
2008-09	O.J. Mayo	378	2008-09	O.J. Mayo	3,120
2007-08	Juan Carlos Navarro	432	2007-08	Rudy Gay	3,000
<b>2006-07</b>	<b>Mike Miller</b>	<b>496</b>	2006-07	Mike Miller	2,740
2005-06	Eddie Jones	374	2005-06	Pau Gasol	3,135
2004-05	Jason Williams	330	2004-05	Shane Battier	2,516
2003-04	Jason Williams	364	2003-04	Pau Gasol	2,458
2002-03	Jason Williams	404	2002-03	Pau Gasol	2,948
2001-02	Jason Williams	430	2001-02	Shane Battier	3,097

<b>VANCOUVER</b>					
2000-01	Mike Bibby	285	<b>2000-01</b>	<b>Shareef Abdur-Rahim</b>	<b>3,241</b>
1999-00	Michael Dickerson	291	1999-00	Shareef Abdur-Rahim	3,223
1998-99	Sam Mack	108	1998-99	Shareef Abdur-Rahim	2,021
1997-98	Sam Mack	269	1997-98	Shareef Abdur-Rahim	2,950
1996-97	Anthony Peeler	343	1996-97	Shareef Abdur-Rahim	2,802
1995-96	Greg Anthony	271	1995-96	Blue Edwards	2,773

SEASON	GAMES	GM	SEASON	GAMES STARTED	GS
<b>MEMPHIS</b>					
2016-17	JaMychal Green	77	2016-17	JaMychal Green	75
2015-16	Ja. Green	78	2015-16	Tony Allen	57
2014-15	M. Gasol, K. Koufos	81	2014-15	Marc Gasol	81
<b>2013-14</b>	<b>Mike Miller</b>	<b>82</b>	2013-14	Zach Randolph	79
2012-13	J. Bayless, M. Conley, M. Gasol	80	2012-13	Mike Conley, Marc Gasol	80
2011-12	O.J. Mayo	66	2011-12	Marc Gasol, Rudy Gay	65
2010-11	Mike Conley, Marc Gasol	81	2010-11	Mike Conley, Marc Gasol	81
<b>2009-10</b>	<b>O.J. Mayo</b>	<b>82</b>	<b>2009-10</b>	<b>O.J. Mayo</b>	<b>82</b>
<b>2008-09</b>	<b>Four players tied with</b>	<b>82</b>	<b>2008-09</b>	<b>O.J. Mayo</b>	<b>82</b>
<b>2007-08</b>	<b>Kyle Lowry, Juan Carlos Navarro</b>	<b>82</b>	2007-08	Rudy Gay	81
<b>2006-07</b>	<b>Hakim Warrick</b>	<b>82</b>	2006-07	Mike Miller	69
2005-06	Shane Battier	81	2005-06	Shane Battier	81
2004-05	S. Battier, E. Watson, L. Wright	80	2004-05	Lorenzen Wright	77
<b>2003-04</b>	<b>James Posey, Bo Outlaw</b>	<b>82</b>	<b>2003-04</b>	<b>James Posey</b>	<b>82</b>
<b>2002-03</b>	<b>Pau Gasol</b>	<b>82</b>	<b>2002-03</b>	<b>Pau Gasol</b>	<b>82</b>
<b>2001-02</b>	<b>Pau Gasol</b>	<b>82</b>	2001-02	Pau Gasol	79

<b>VANCOUVER</b>					
2000-01	Mike Bibby	82	<b>2000-01</b>	<b>Mike Bibby</b>	<b>82</b>
1999-00	Four players tied with	82	1999-00	Four players tied with	82
1998-99	S. Abdur-Rahim, M. Bibby	50	1998-99	Shareef Abdur-Rahim, Mike Bibby	50
<b>1997-98</b>	<b>S. Abdur-Rahim, P. Chilcutt, G Lynch</b>	<b>82</b>	<b>1997-98</b>	<b>Shareef Abdur-Rahim</b>	<b>82</b>
1996-97	Roy Rogers	82	1996-97	Bryant Reeves	75
1995-96	Blue Edwards	82	1995-96	Blue Edwards	82

HISTORY

INTRO PLAYERS EXECUTIVES BASKETBALL OPERATIONS BUSINESS OPERATIONS MEDIA COMMUNITY HISTORY PLAYOFFS REVIEW OPONENTS NBA FEDERFORUM AT A GLANCE



# ALL-TIME INDIVIDUAL RECORDS

# ALL-TIME INDIVIDUAL RECORDS



## GRIZZLIES ALL-TIME TOP INDIVIDUAL SINGLE-GAME PERFORMANCES

	GRIZZLIES	Game	Date	OPPONENTS	Game	Date			
<b>POINTS</b>	45	Mike Miller	Mem at GS	2/21/07	60	Kobe Bryant	LAL at Mem	3/22/07	
	44	Pau Gasol	Mem vs Sea	3/28/06	56	Kobe Bryant	LAL vs Mem	1/14/02	
	44	Pau Gasol	Mem at GS	1/11/08	53	Kobe Bryant	LAL vs Mem	3/28/08	
	42	Marc Gasol	Mem vs Tor	1/25/17	51	LeBron James	Cle at Mem	1/15/08	
	41	Bryant Reeves	Van at Bos	1/15/98	50	Jamal Mashburn	NW vs Mem	2/21/03	
	41	Mike Miller	Mem vs Den	3/17/06	48	Kevin Martin	Sac vs Mem	11/2/09	
	41	Rudy Gay	Mem at Mia	12/13/09	47	John Wall	Was vs Mem	3/25/13	
	40	Anthony Peeler	Van at NJ	2/4/97	46	Antonio McDyess	Den vs Van	2/28/99	
	40	Michael Dickerson	Van at LAC	2/10/00	46	Stephen Curry	GS vs Mem	4/13/16	
	40	O.J. Mayo	Mem at Den	11/1/09	45	Kobe Bryant	LAL at Mem	11/29/02	
	39	Bryant Reeves	Van at Pho	4/19/97	45	Kobe Bryant	LAL vs Mem	12/28/05	
	39	Shareef Abdur-Rahim	Van vs Bos	2/17/99	45	Russell Westbrook	OKC at Mem	4/5/17	
	39	Pau Gasol	Mem vs Was	2/27/06	44	Elton Brand	LAC vs Mem	2/10/06	
	38	Bryant Reeves	Van vs Tor	3/8/98	44	Kobe Bryant	LAL at Mem	2/1/10	
	38	Shareef Abdur-Rahim	Van vs Mil	1/7/01	43	Zach Randolph	Por vs Mem	3/29/07	
	38	Jason Williams	Mem vs Hou	11/30/01	43	Chris Paul	NO vs Mem	12/7/07	
	38	James Posey	Mem at Atl	3/29/04	43	LeBron James	Cle at Mem	12/8/09	
	38	Zach Randolph	Mem vs Pho	12/8/12	42	Hakeem Olajuwon	Hou at Van	3/10/96	
	38	Marc Gasol	Mem at NOP	12/1/16	42	Tim Duncan	SA vs Van	12/9/99	
					42	Stephon Marbury	NJ at Van	1/27/00	
					42	Amar'e Stoudemire	Pho at Mem	1/15/07	
					42	Zach Randolph	Por at Mem	1/27/07	
					42	Carmelo Anthony	Den vs Mem	11/1/09	
					42	Klay Thompson	GS vs Mem	4/13/15	
					24	Rudy Gobert	Uta at Mem	3/3/15	
					23	Patrick Ewing	NY at Van	1/20/96	
					23	Elton Brand	LAC at Mem	2/25/02	
					23	Dwight Howard	Orl at Mem	11/20/06	
					23	Tyson Chandler	NOK at Mem	2/13/07	
	<b>REBOUNDS</b>	26	Lorenzen Wright	Mem vs Dal	11/4/01	23	Nick Van Exel	LAL at Van	1/5/97
		25	Zach Randolph	Mem at NY	2/27/10	21	Deron Williams	Uta vs Mem	1/24/07
		24	Zach Randolph	Mem vs Den	12/20/09	20	Avery Johnson	SA vs Van	12/17/97
22	Shareef Abdur-Rahim	Van vs Dal	2/6/00	20	Reggie Jackson	Det vs Mem	3/17/15		
22	Shareef Abdur-Rahim	Van at GS	4/18/01	19	Baron Davis	GS vs Mem	1/11/08		
22	Zach Randolph	Mem vs Det	11/15/14	19	Deron Williams	Uta at Mem	3/1/08		
<b>ASSISTS</b>	19	Jason Williams	Mem vs GS	3/30/02	21	Kobe Bryant	LAL vs Mem	1/14/02	
	18	Mike Bibby	Van at Sea	1/12/01	20	Kobe Bryant	LAL at Mem	3/22/07	
	18	Mike Bibby	Van at Den	4/7/01	19	Tim Duncan	SA vs Van	4/1/99	
	18	Mike Bibby	Van vs Hou	4/14/01	19	Kobe Bryant	LAL vs Mem	3/28/08	
				19	Kobe Bryant	LAL vs Mem	11/6/09		
<b>FGS MADE</b>	18	Bryant Reeves	Van at Pho	4/19/97	10	Chandler Parsons	Hou vs Mem	1/24/14	
	17	Michael Dickerson	Van at LAC	2/10/00	10	Stephen Curry	GS vs Mem	4/13/16	
	17	Pau Gasol	Mem vs Sea	3/28/06	9	Chuck Person	SA at Van	12/30/97	
	17	Pau Gasol	Mem vs LAL	3/22/07	9	Vince Carter	NJ vs Mem	12/11/06	
	17	Pau Gasol	Mem at GS	1/11/08	9	Kobe Bryant	LAL vs Mem	3/28/08	
	17	O.J. Mayo	Mem at Den	11/1/09	9	Toney Douglas	NY vs Mem	3/17/11	
<b>3FGS MADE</b>	9	Mike Miller	Mem vs GS	1/3/07	10	James Harden	Hou vs Mem	12/26/13	
	9	Mike Miller	Mem at GS	2/21/07	19	John Wall	Was vs Mem	3/25/13	
	8	Sam Mack	Van vs Dal	2/14/99	17	(3) Russell Westbrook *	OKC vs Mem	2/3/17	
	8	Juan Carlos Navarro	Mem vs NO	11/16/07	10	Draymond Green	GSW at Mem	2/10/17	
	8	Mike Miller	Mem at Min	4/6/08	8	Ron Artest	Chi vs Van	2/24/01	
				8	Rajon Rondo	Bos vs Mem	3/23/11		
<b>FTS MADE</b>	16	Shareef Abdur-Rahim	Van vs LAC	2/10/99	10	Hakeem Olajuwon	Hou at Van	12/13/95	
	16	Shareef Abdur-Rahim	Van vs LAL	2/23/99	9	(6) Anthony Davis *	NOP vs Mem	12/1/16	
	16	Marc Gasol	Mem at NOP	12/1/16					
<b>STEALS</b>	8	Tony Allen	Mem vs Cle	4/23/12					
<b>BLOCKS</b>	8	Stromile Swift	Mem vs Phi	11/20/02					
	8	Pau Gasol	Mem vs Pho	2/20/04					
	8	Pau Gasol	Mem vs Sac	1/29/07					
	8	Marc Gasol	Mem vs Por	1/4/13					
<b>SCORING OFF BENCH</b>	41	Mike Miller	Mem vs Den	3/17/06	40	Lou Williams	LAL at Mem	12/3/16	
	33	Lance Stephenson	Mem vs NOP	3/11/16	34	Corey Maggette	LAC at Mem	1/3/03	
	32	Mike Miller	Mem at Hou	12/31/06	32	Chuck Person	SA at Van	12/30/97	
	31	Stromile Swift	Mem at Sea	4/17/02	31	Donyell Marshall	Chi vs Mem	11/16/02	
	31	Troy Daniels	Mem vs LAL	12/3/16	31	Al Harrington	NY vs Mem	2/27/10	

\* Most recent occurrence

## GRIZZLIES CAREER LEADERS THROUGH THE 2016-2017 SEASON

GAMES	POINTS	REBOUNDS	ASSISTS				
Mike Conley	706	Mike Conley	10,050	Zach Randolph	5,612	Mike Conley	4,011
Marc Gasol	643	Marc Gasol	9,592	Marc Gasol	4,893	Marc Gasol	2,086
Zach Randolph	551	Zach Randolph	9,261	Pau Gasol	4,096	Jason Williams	2,069
Rudy Gay	479	Pau Gasol	8,966	Shareef Abdur-Rahim	3,070	Mike Bibby	1,675
Pau Gasol	476	Rudy Gay	8,562	Rudy Gay	2,758	Pau Gasol	1,473
Tony Allen	462	Shareef Abdur-Rahim	7,801	Bryant Reeves	2,745	Mike Miller	1,351
Mike Miller	453	Mike Miller	5,982	Lorenzen Wright	2,386	Zach Randolph	1,085
Stromile Swift	441	Bryant Reeves	4,945	Stromile Swift	2,128	Shareef Abdur-Rahim	1,081
Shane Battier	419	O.J. Mayo	4,584	Mike Conley	2,062	Earl Watson	986
Bryant Reeves	395	Shane Battier	4,275	Mike Miller	2,020	Rudy Gay	954
GAMES STARTED	SCORING AVERAGE	REBOUND AVERAGE	ASSIST AVERAGE				
Mike Conley	676	Shareef Abdur-Rahim	20.8	Zach Randolph	10.2	Mike Bibby	7.8
Marc Gasol	636	Pau Gasol	18.8	Pau Gasol	8.6	Jason Williams	7.0
Pau Gasol	470	Rudy Gay	17.9	Shareef Abdur-Rahim	8.2	Greg Anthony	6.6
Zach Randolph	446	Zach Randolph	16.8	Marc Gasol	7.6	Mike Conley	5.7
Rudy Gay	443	Michael Dickerson	16.7	Lorenzen Wright	7.1	Brevin Knight	5.0
Shareef Abdur-Rahim	366	O.J. Mayo	15.2	Bryant Reeves	6.9	Damon Stoudamire	4.6
Tony Allen	359	Mike Bibby	14.7	Othella Harrington	6.8	Lee Mayberry	4.2
Bryant Reeves	341	Marc Gasol	14.9	Rudy Gay	5.8	Earl Watson	4.1
Mike Miller	281	Mike Conley	14.2	Marreese Speights	5.6	Chucky Atkins	4.0
Shane Battier	279	Mike Miller	13.2	JaMychal Green	5.5	Kyle Lowry	3.6
	<i>min: 100 games</i>	<i>min: 100 games</i>	<i>min: 100 games</i>				
FIELD GOALS MADE	FIELD GOAL ATTS	FREE THROWS MADE	FREE THROW ATTS				
Zach Randolph	3,731	Mike Conley	8,196	Pau Gasol	2,301	Pau Gasol	3,152
Mike Conley	3,628	Zach Randolph	7,834	Marc Gasol	2,268	Marc Gasol	2,936
Marc Gasol	3,604	Shareef Abdur-Rahim	7,289	Rudy Gay	2,147	Shareef Abdur-Rahim	2,680
Pau Gasol	3,324	Marc Gasol	7,262	Mike Conley	1,887	Mike Conley	2,316
Rudy Gay	3,293	Pau Gasol	6,533	Zach Randolph	1,736	Zach Randolph	2,293
MINUTES	FIELD GOAL PCT	3-PT FG PCT	FREE THROW PCT				
Mike Conley	22,985	Pau Gasol	.509	Mike Miller	.420	Courtney Lee	.862
Marc Gasol	21,721	Hakim Warrick	.500	Wesley Person	.405	Brian Cardinal	.847
Zach Randolph	17,928	Marc Gasol	.496	Sam Mack	.403	James Posey	.839
Rudy Gay	17,338	Othella Harrington	.493	Pete Chilcutt	.393	Byron Scott	.835
Pau Gasol	16,904	JaMychal Green	.486	Michael Dickerson	.392	Mario Chalmers	.827
	<i>min: 500 FGM</i>	<i>min: 50 3FGM</i>	<i>min: 200 FTM</i>				
3-PT FG MADE	3-PT FG ATTS	OFFENSIVE REBS	DEFENSIVE REBS				
Mike Conley	907	Mike Conley	2,391	Zach Randolph	1,895	Zach Randolph	3,717
Mike Miller	844	Mike Miller	2,011	Pau Gasol	1,200	Marc Gasol	3,709
Jason Williams	500	Jason Williams	1,543	Marc Gasol	1,184	Pau Gasol	2,896
Rudy Gay	488	Rudy Gay	1,420	Shareef Abdur-Rahim	950	Shareef Abdur-Rahim	2,120
O.J. Mayo	477	O.J. Mayo	1,272	Bryant Reeves	856	Rudy Gay	2,033
STEALS	STEALS PER GAME	BLOCKS	BLOCKS PER GAME				
Mike Conley	1,055	Greg Anthony	1.83	Marc Gasol	971	Pau Gasol	1.84
Tony Allen	796	Tony Allen	1.72	Pau Gasol	877	Marc Gasol	1.51
Rudy Gay	640	Mike Conley	1.49	Stromile Swift	607	Stromile Swift	1.38
Marc Gasol	594	Mike Bibby	1.48	Shane Battier	428	Darko Milicic	1.26
Shane Battier	523	Eddie Jones	1.47	Rudy Gay	420	Shane Battier	1.02
	<i>min: 100 games</i>	<i>min: 100 games</i>					
MINUTES PER GAME	TURNOVERS	PERSONAL FOULS	DISQUALIFICATIONS				
Shareef Abdur-Rahim	38.0	Mike Conley	1,483	Marc Gasol	1,910	Bryant Reeves	27
Mike Bibby	37.9	Marc Gasol	1,294	Mike Conley	1,401	Marc Gasol	16
Michael Dickerson	36.6	Pau Gasol	1,238	Bryant Reeves	1,365	Rudy Gay	14
Rudy Gay	36.2	Shareef Abdur-Rahim	1,148	Zach Randolph	1,305	Mike Miller	13
Pau Gasol	35.5	Rudy Gay	1,102	Rudy Gay	1,200	S. Swift / L. Wright	12
	<i>min: 100 games</i>						

INTRO

PLAYERS

EXECUTIVES

BASKETBALL OPERATIONS

OPERATIONS

BUSINESS OPERATIONS

MEDIA

COMMUNITY

HISTORY

PLAYOFFS

REVIEW

OPPONENTS

NBA

FEDERFORUM

AT A GLANCE





# ALL-TIME INDIVIDUAL RECORDS

# ALL-TIME INDIVIDUAL RECORDS



## GRIZZLIES ROOKIE RECORDS

CATEGORY	PLAYER	SEASON
Scoring, Total Points	1,516 O.J. Mayo	2008-09 (Mem)
Scoring, Average	18.7 Shareef Abdur-Rahim	1996-97 (Van)
Total Rebounds	730 Pau Gasol	2001-02 (Mem)
Offensive Rebounds	238 Pau Gasol	2001-02 (Mem)
Defensive Rebounds	492 Pau Gasol	2001-02 (Mem)
Rebounds Average	8.9 Pau Gasol	2001-02 (Mem)
Total Assists	334 Antonio Daniels	1997-98 (Van)
Assist Average	6.5 Mike Bibby	1998-99 (Van)
Total Steals	121 Shane Battier	2001-02 (Mem)
Steals Average	1.56 Mike Bibby	1998-99 (Van)
Total Blocks	169 Pau Gasol	2001-02 (Mem)
Blocks Average	2.06 Pau Gasol	2001-02 (Mem)
Field Goal %	.530 Marc Gasol	2008-09 (Mem)
Field Goals Made	562 O.J. Mayo	2008-09 (Mem)
Field Goal Attempts	1,283 O.J. Mayo	2008-09 (Mem)
3-Pt Field Goal %	.384 O.J. Mayo	2008-09 (Mem)
3-Pt Field Goals Made	156 Juan Carlos Navarro	2007-08 (Mem)
3-Pt Field Goal Attempts	432 Juan Carlos Navarro	2007-08 (Mem)
Free Throw %	.879 O.J. Mayo	2008-09 (Mem)
Free Throws Made	387 Shareef Abdur-Rahim	1996-97 (Van)
Free Throw Attempts	519 Shareef Abdur-Rahim	1996-97 (Van)
Games Played	82 Pau Gasol / Juan Carlos Navarro / O.J. Mayo / Marc Gasol	2001-02 / 2007-08 / (2) 2008-09 (All Mem)
Games Started	82 O.J. Mayo	2008-09 (Mem)
Minutes Played	3,120 O.J. Mayo	2008-09 (Mem)

SINGLE GAME	PLAYER	DATE / OPPONENT
Most Points	37 Shareef Abdur-Rahim	Van vs Sac, 1/11/97
Most Rebounds	18 Bryant Reeves	Van vs Orl, 3/15/96
Most Assists	12 (2) Mike Bibby*	Van vs Min, 3/4/99
Most Steals	5 Mike Bibby	Van vs Min, 3/18/99
	5 (4) Shane Battier*	Mem vs Uta, 3/11/02
	5 Kyle Lowry	Mem vs Orl, 11/20/06
	5 Tarence Kinsey	Mem vs Pho, 4/3/07
Most Blocks	7 Bryant Reeves	Van vs Sac, 4/12/96
	7 (2) Pau Gasol*	Mem vs Ind, 3/7/02
Most Three-Pointers Made	8 Juan Carlos Navarro	Mem vs NO, 11/16/07

## MISCELLANEOUS INDIVIDUAL RECORDS

MOST CONSECUTIVE	PLAYER	DATES
Games played	228 Shareef Abdur-Rahim	4/6/97 to 11/16/00
Games started	228 Shareef Abdur-Rahim	4/6/97 to 11/16/00
Grizzlies points scored, one game *	22 Shareef Abdur-Rahim	12/1/00 (over a 12:32 span)
Field goals made	15 Marc Gasol	11/14/09 (8/8) to 11/18/09 (first 7 att.)
Field goals made, one game	12 Tony Allen	3/22/16 at LAL
3-Point field goals made	9 Mike Bibby	1/7/00 (last 3 att.) to 1/10/00 (6/6)
	9 Mike Miller	12/7/04 (4/4), 12/8/04 (2/2) to 12/10/04 (first 3 att.)
Free throws made	40 Jeff Green	11/11/15 to 11/29/15

#Note Shareef Abdur-Rahim scored all 20 Grizzlies points in the 4th quarter vs. Indiana on 12/1/00.

MOST CONSECUTIVE APPEARANCES WITH...	PLAYER	DATES
At least one point, current	476 Pau Gasol	11/1/01 to 1/28/08
Double-double	14 Zach Randolph *	1/4/11 to 1/29/11
10 points or more	110 Shareef Abdur-Rahim	2/24/00 to 4/18/01
20 points or more	14 Shareef Abdur-Rahim	12/17/97 to 1/13/98
30 points or more	3 (3) Marc Gasol *	1/21/17 to 1/27/17
10 rebounds or more	18 Zach Randolph	12/9/14 to 1/31/15
	14 Zach Randolph	1/4/11 to 1/29/11
10 assists or more	4 Mike Bibby	3/29/00 to 4/4/00
	4 Jason Williams	3/19/03 to 3/24/03
At least one 3FGM	27 Mike Miller	12/13/06 to 1/3/07

\* Most recent occurrence

## MISCELLANEOUS INDIVIDUAL RECORDS

MOST POINTS, REBOUNDS OR ASSISTS IN CONSECUTIVE GAMES	PLAYER	DATES
<b>Most points</b>	- 2 consecutive games 77 Pau Gasol	3/26/06 to 3/28/06
	- 3 consecutive games 113 Pau Gasol	3/24/06 to 3/28/06
	- 5 consecutive games 162 Marc Gasol	1/18/17 to 1/27/17
	- 10 consecutive games 277 Marc Gasol	1/15/17 to 2/3/17
<b>Most rebounds</b>	- 2 consecutive games 42 Zach Randolph	12/20/09 to 12/22/09
	- 3 consecutive games 58 Zach Randolph	12/18/09 to 12/22/09
	- 5 consecutive games 91 Zach Randolph	12/18/09 to 12/28/09
	- 10 consecutive games 147 Zach Randolph	12/8/09 to 12/28/09
<b>Most assists</b>	- 2 consecutive games 34 Mike Bibby	1/12/01 to 1/13/01
	- 3 consecutive games 43 Mike Bibby	1/9/01 to 1/13/01
	- 5 consecutive games 64 Mike Bibby	(2) 1/7/01 to 1/15/01
	64 Jason Williams	3/19/03 to 3/26/03
	114 Mike Bibby	12/29/00 to 1/17/01
	114 Jason Williams	3/8/03 to 3/24/03

## SPECIAL ACHIEVEMENTS

TRIPLE DOUBLES	OPPONENT	DATE	THE NUMBERS
Blue Edwards	Van vs Dal	3/1/96	15 points, 13 rebounds, 11 assists
Shareef Abdur-Rahim	Van at Pho	4/19/97	26 points, 10 rebounds, 10 assists
Mike Bibby	Van vs Dal	4/2/00	14 points, 11 rebounds, 11 assists
Mike Miller	Mem vs Sac	1/10/06	21 points, 10 rebounds, 10 assists
Pau Gasol	Mem at Sea	3/8/06	21 points, 12 rebounds, 12 assists
Pau Gasol	Mem at Uta	1/24/07	17 points, 13 rebounds, 12 assists
Marc Gasol	Mem vs Hou	11/20/15	16 points, 11 rebounds, 11 assists
Matt Barnes	Mem vs NOP	3/1/16	26 points, 11 rebounds, 10 assists
Zach Randolph	Mem vs LAC	3/19/16	28 points, 11 rebounds, 10 assists
Marc Gasol	Mem at NOP	12/5/16	28 points, 11 rebounds, 10 assists
Marc Gasol	Mem at Atl	3/16/17	18 points, 10 rebounds, 10 assists

FOUR-POINT PLAYS	OPPONENT	DATE
Greg Anthony	Van vs Ind	3/8/96
Byron Scott	Van vs Orl	3/15/96
Anthony Peeler	Van vs GS	11/3/96
Dennis Scott	Van vs Sac	12/13/99
Will Solomon	Mem vs Orl	1/19/02
Wesley Person	Mem vs Mil	12/20/02
Shane Battier	Mem at NY	3/11/03
Shane Battier	Mem vs Pho	3/26/03
Pau Gasol	Mem vs Ind	1/11/05
Bobby Jackson	Mem at Mil	2/4/06
Mike Miller (twice)	Mem vs LAC	12/14/07
Quincy Pondexter	Mem at Mia	3/1/13
Mike Conley	Mem vs LAL	11/11/14
Mike Conley	Mem vs Por	2/8/16
Marc Gasol	Mem vs Cha	11/28/16
Troy Daniels	Mem at Tor	11/30/16
Troy Daniels	Mem at Orl	12/26/16
Troy Daniels	Mem vs Pho	2/8/17
Mike Conley	Mem vs Dal	3/3/17

PERFECT FROM FIELD	OPPONENT	DATE	THE NUMBERS
Stromile Swift	Mem vs Chi	3/12/03	8-of-8 FG
Lorenzen Wright	Mem at NJ	3/24/05	8-of-8 FG
Marc Gasol	Mem vs Min	11/14/09	8-of-8 FG
Tony Allen	Mem at Min	1/4/12	8-of-8 FG
Tayshaun Prince	Mem vs Min	2/10/13	8-of-8 FG
Mike Conley	Mem vs Mia	12/7/14	8-of-8 FG
Tony Allen	Mem at LAL	3/22/16	12-of-12 FG
Vince Carter	Mem vs Mil	3/13/17	8-of-8 FG
min. 8 attempts			

INTRO

PLAYERS

EXECUTIVES

BASKETBALL OPERATIONS

BUSINESS OPERATIONS

MEDIA

COMMUNITY

HISTORY

PLAYOFFS

REVIEW

OPPONENTS

NBA

FEDERFORUM

AT A GLANCE



# ALL-TIME ROSTER

## GRIZZLIES ALL-TIME ROSTER

Player	Seasons	Gm	Gs	Player	Seasons	Gm	Gs
Abdul-Rauf, Mahmoud	2000-01	41	0	Gilder, Trey	2009-10	2	0
Abdur-Rahim, Shareef	1996-97 to 2000-01	375	366	Gill, Eddie	2001-02	23	5
Adams, Jordan	2014-15 to 2015-16	32	0	Giricek, Gordan	2002-03	49	35
Allen, Tony	2010-11 to 2016-17	462	359	Gooden, Drew	2002-03	51	29
Amaya, Ashraf	1995-96	54	34	Green, JaMychal	2014-15 to 2016-17	175	91
Andersen, Chris	2015-16	20	14	Green, Jeff	2014-15 to 2015-16	98	68
Anderson, Nick	2001-02	15	0	Greene Donte*	2012-13	0	0
Anthony, Greg	1995-96 to 1996-97	134	112	Haddadi, Hamed	2008-09 to 2013-13	134	0
Archibald, Robert	2002-03	12	0	Hairston, P.J.	2015-16	18	9
Arenas, Gilbert	2011-12	17	0	Harrington, Junior	2006-07	29	8
Arthur, Darrell	2008-09 to 2012-13	247	77	Harrington, Othella	1999-00 to 2000-01	126	122
Atkins, Chucky	2005-06 to 2006-07	118	62	Harrison, Andrew	2016-17	72	18
Austin, Isaac	2000-01 to 2001-02	73	24	Harvey, Antonio	1995-96	18	6
Avent, Anthony	1995-96	71	32	Henry, Xavier	2010-11	38	16
Baldwin IV, Wade	2016-17	33	1	Henderson, J.R.	1998-99	30	0
Barnes, Matt	2015-16	76	45	Herrera, Carl	1998-99	4	0
Batiste, Mike	2002-03	75	2	Hollins, Ryan	2015-16	32	9
Battier, Shane	2001-02 to 2005-06, 2010-11	419	279	Hudson, Lester	2009-10, 2011-12	12	0
Bayless, Jerryd	2012-13 to 2013-14	111	9	Humphrey, Ryan	2003-04 to 2004-05	50	0
Bell, Troy	2003-04	6	0	Hunter, Steven	2009-10	21	0
Benjamin, Benoît	1995-96	13	13	Hurley, Bobby	1997-98	27	0
Bibby, Mike	1998-99 to 2000-01	214	214	Iverson, Allen	2009-10	3	0
Brewer, Ronnie	2009-10	5	0	Jackson, Bobby	2005-06	71	15
Brown, Andre	2007-08	33	1	Jacobsen, Casey	2007-08	53	0
Brown, Kwame	2007-08	15	1	Jaric, Marko	2008-09 to 2009-10	53	0
Brown, Marcus*	1997-98	0	0	Johnson, Alexander	2006-07	59	19
Buckner, Greg	2008-09	63	0	Johnson, Chris	2012-13	8	0
Burford, Rodney	2001-02	63	21	Johnson, James	2013-14	52	4
Burks, Antonio	2004-05 to 2005-06	81	1	Jones, Bobby	2007-08	9	2
Calathes, Nick	2013-14 to 2014-15	129	7	Jones, Dahntay	2003-04 to 2006-07	221	36
Cardinal, Brian	2004-05 to 2007-08	159	18	Jones, Eddie	2005-06 to 2006-07	104	89
Carney, Rodney	2010-11	2	0	King, Chris	1995-96	80	66
Carr, Antoine	1999-00	21	0	Kinsey, Tarence	2006-07 to 2007-08	59	12
Carroll, DeMarre	2009-10 to 2010-11	78	1	Knight, Brevin	2001-02 to 2002-03	108	15
Carter, Vince	2014-15 to 2015-16	126	4	Koufos, Kosta	2013-14 to 2014-15	161	25
Chalmers, Mario	2015-16	55	7	Law, Acie	2010-11	11	0
Chilcutt, Pete	1996-97 to 1998-99	182	1	Leckner, Eric	1996-97	19	1
Collins, Jason	2007-08	31	3	Lee, Courtney	2013-14 to 2015-16	177	158
Conley, Mike	2007-08 to 2016-17	706	676	Leuer, Jon	2012-13 to 2014-15	131	6
Conroy, Will	2006-07	3	0	Long, Grant	1999-00 to 2001-02	174	84
Cotton, Bryce	2015-16	5	0	Lopez, Felipe	1998-99 to 1999-00	112	32
Crittenton, Javaris	2007-08 to 2008-09	35	0	Lowry, Kyle	2006-07 to 2008-09	141	30
Cunningham, Dante	2011-12	64	5	Lucas, Kalin	2014-15	1	0
Curry, Seth	2013-14	1	0	Lynch, George	1996-97 to 1997-98	123	27
Daniels, Antonio	1997-98	74	50	Mack, Sam	1997-98 to 1998-99	76	69
Daniels, Troy	2016-17	67	3	Manning, Rich	1995-96 to 1996-97	45	1
Davis, Deyonta	2016-17	36	0	Martin, Cuonzo	1995-96	4	0
Davis, Ed	2012-13 to 2013-14	99	8	Martin, Darrick	1995-96	24	0
Davis, Josh	2011-12	15	0	Martin, Jarell	2015-16 to 2016-17	69	3
Daye, Austin	2012-13	31	0	Massenburg, Tony	1997-98 to 1998-99;		
Dehere, Terry	1998-99	22	0		2000-01 to 2001-02	229	99
Dickerson, Michael	1999-00 to 2002-03	162	156	Mayberry, Lee	1996-97 to 1998-99	168	70
Dooling, Keyon	2012-13	7	0	Mayo, O.J.	2008-09 to 2011-12	301	181
Douglas, Toney	2016-17	24	0	McCallum, Ray	2015-16	10	3
Edwards, Blue	1995-96 to 1997-98	224	114	McKie, Aaron*	2007-08	0	0
Edwards, Doug	1995-96 to 1997-98	31	0	Mihm, Chris*	2008-09	0	0
Edwards, Kevin	2000-01	46	5	Miles, Darius	2008-09	34	0
Ekezie, Obinna	1999-00	39	0	Milicic, Darko	2007-08 to 2008-09	131	79
Ellington, Wayne	2012-13	40	4	Miller, Mike	2002-03 to 2007-08, 2013-14	453	281
Emmett, Andre	2004-05	8	0	Mobley, Eric	1995-96 to 1996-97	62	29
Ennis III, James	2015-16, 2016-17	74	28	Morris, Darius	2013-14	5	0
Farmer, Jordan	2015-16	12	10	Moten, Lawrence	1995-96 to 1996-97	111	21
Fontaine, Isaac	2001-02	6	0	Muller, Dan*	1998-99	0	0
Fotsis, Antonis	2001-02	28	1	Munford, Xavier	2015-16	14	0
Foyle, Adonal	2008-09	1	0	Murdock, Eric	1995-96	64	14
Francis, Steve*	2008-09	0	0	Navarro, Juan Carlos	2007-08	82	30
Franklin, Jamaal	2013-14	21	0	N'diaye, Makhtar	1998-99	4	0
Gasol, Marc	2008-09 to 2016-17	643	636	Newbill, Ivano	1997-98	28	2
Gasol, Pau	2001-02 to 2007-08	476	470	Norris, Moochie	1996-97	8	0
Gattison, Kenny	1995-96	25	14	Outlaw, Bo	2003-04	82	1
Gay, Rudy	2006-07 to 2012-13	479	443	Owens, Chris	2002-03	1	0

## GRIZZLIES ALL-TIME ROSTER (CONTINUED)

Player	Seasons	Gm	Gs	Player	Seasons	Gm	Gs
Padgett, Scott	2006-07	7	0	Stephens, Joe	1999-00	13	0
Palacio, Milt	1999-00	53	0	Stephenson, Lance	2015-16	26	3
Pargo, Jeremy	2011-12	44	5	Stepheson, Alex	2015-16	4	0
Parks, Cherokee	1998-99 to 1999-00	104	55	Stokes, Jamell	2014-15 to 2015-16	21	2
Parsons, Chandler	2016-17	34	34	Stoudamire, Damon	2005-06 to 2007-08	118	107
Peeler, Anthony	1996-97 to 1997-98	80	65	Strickland, Erick	2000-01	22	0
Perry, Elliot	2001-02	2	0	Swift, Stromile	2000-01 to 2004-05;	441	92
Person, Wesley	2002-03 to 2003-04	82	44		2006-07 to 2007-08		
Pittman, Dexter	2012-13	7	0	Thabeet, Hasheem	2009-10 to 2010-11	113	13
Pondexter, Quincy	2011-12 to 2014-15	168	13	Thomas, John	2005-06	3	0
Posey, James	2003-04 to 2004-05	132	100	Thomas, Tyrus	2014-15	2	0
Powe, Leon	2010-11	16	0	Thorpe, Otis	1997-98	47	46
Price, Brent	1999-00 to 2000-01	47	0	Tinsley, Jamaal	2009-10	38	1
Prince, Tayshaun	2012-13 to 2014-15	139	121	Trybanski, Cezary	2002-03	15	0
Randolph, Zach	2009-10 to 2016-17	551	446	Tsakalidis, Jake	2003-04 to 2006-07	145	55
Reed, Willie*	2012-13	0	0	Turner, Jeff*	1995-96	0	0
Reeves, Bryant	1995-96 to 2001-02	395	341	Udrih, Beno	2013-14 to 2015-16	97	12
Rhodes, Rodrick	1998-99	10	1	Vasquez, Greivis	2010-11	70	1
Richardson, Jeremy	2007-08	3	0	Walker, Antoine*	2008-09	0	0
Roberson, Anthony	2005-06	16	0	Warrick, Hakim	2005-06 to 2008-09	307	82
Roberts, Lawrence	2005-06 to 2006-07	87	18	Watson, Earl	2002-03 to 2004-05	240	30
Robinson, Chris	1996-97 to 1997-98	57	6	Weber, Briante	2015-16	6	4
Robinson, Larry	1997-98	6	0	Wells, Bonzi	2003-04 to 2004-05	128	36
Rogers, Roy	1996-97	82	50	West, Doug	1997-98 to 2000-01	67	8
Ross, Quinton	2008-09	68	7	Wheat, DeJuan	1998-99	46	0
Sasser, Jason	1998-99	6	0	Whiteside, Hassan *	2014-15	0	0
Scott, Byron	1995-96	80	0	Wilkins, Gerald	1995-96	28	14
Scott, Dennis	1999-00	66	0	Wiiks, Mike*	2008-09	0	0
Selby, Josh	2011-12	28	0	Williams, Aaron	1996-97	32	1
Selden, Wayne	2016-17	11	2	Williams, Elliot	2015-16	5	0
Williams, Jason	2011-12	1	0	Williams, Jason	2001-02 to 2004-05, 2010-11	295	277
Smith, Ish	2010-11	15	0	Williams, Marcus	2009-10	62	1
Smith, Michael	1997-98 to 1998-99	78	39	Williams, Troy	2016-17	24	13
Smith, Russ	2014-15 to 2015-16	21	0	Wright, Brandon	2015-16 to 2016-17	40	7
Smith, Theron	2003-04	20	0	Wright, Lorenzen	2001-02 to 2005-06	336	263
Solomon, Will	2001-02	62	4	Wroten, Tony	2012-13	35	0
Speights, Marreese	2011-12	60	54	Young, Sam	2009-10 to 2011-12	179	49

\* Did not play a regular season game with the Grizzlies but was on the Grizzlies official roster; i.e., Inactive List

HISTORY

INTRO PLAYERS EXECUTIVES BUSINESS OPERATIONS MEDIA COMMUNITY HISTORY PLAYOFFS REVIEW OPONENTS NBA FEDERFORUM AT A GLANCE








# ALL-TIME ROSTER

# ALL-TIME ROSTER



### Anthony Avent

Years	College Seton Hall													No 34			Pos F					
Season	G	GS	Min	FG	FGA	Pct	3fg	Att	Pct	FT	FTA	Pct	Off	Def	Total	Ast	PF	St	TO	BI	Pts	Avg
1995-96	71	32	1586	179	466	.384	0	0	---	57	77	.740	108	247	355	69	202	30	107	42	415	5.8

**Acquired** In a trade with Orlando in Nov. 1995 in exchange for Kevin Pritchard and Larry Stewart  
**Departed** Free agent renounced in July 1996



### Wade Baldwin IV

Years	College Vanderbilt													No 4			Pos G					
Season	G	GS	Min	FG	FGA	Pct	3fg	Att	Pct	FT	FTA	Pct	Off	Def	Total	Ast	PF	St	TO	BI	Pts	Avg
2016-17	33	1	405	36	115	.313	3	22	.136	31	37	.838	11	35	46	61	40	18	40	7	106	3.2

**Acquired** Drafted by Memphis in the first round (17th overall) of the 2016 NBA Draft on June 23, 2016



### Matt Barnes

Years	College UCLA													No 22			Pos F					
Season	G	GS	Min	FG	FGA	Pct	3fg	Att	Pct	FT	FTA	Pct	Off	Def	Total	Ast	PF	St	TO	BI	Pts	Avg
2015-16	76	45	2190	264	693	.381	119	370	.322	111	138	.804	84	336	420	163	234	78	121	57	758	10.0


**Acquired** Traded by Charlotte to Memphis for Luke Ridnour on June 25, 2015  
**Departed** Became a free agent on July 1, 2016



### Mike Batiste

Years	College Arizona State													No 24			Pos F					
Season	G	GS	Min	FG	FGA	Pct	3fg	Att	Pct	FT	FTA	Pct	Off	Def	Total	Ast	PF	St	TO	BI	Pts	Avg
2002-03	75	2	1248	197	467	.422	18	81	.222	69	88	.784	82	175	257	52	120	42	69	16	481	6.4


**Acquired** Signed as a free agent on Oct. 30, 2002  
**Departed** Free agent not re-signed in July 2003



### Shane Battier

Years	College Duke													No 31			Pos F					
Season	G	GS	Min	FG	FGA	Pct	3fg	Att	Pct	FT	FTA	Pct	Off	Def	Total	Ast	PF	St	TO	BI	Pts	Avg
2001-02	78	78	3,097	412	961	.429	103	276	.373	198	283	.700	180	238	418	216	215	121	155	81	1125	14.4
2002-03	78	47	2383	275	569	.483	86	216	.398	120	145	.828	128	217	345	105	207	102	68	88	756	9.7
2003-04	79	1	1947	242	543	.446	65	186	.349	120	164	.732	102	201	303	101	187	101	56	58	669	8.5
2004-05	80	72	2516	271	613	.442	70	177	.395	180	228	.789	158	255	413	126	201	91	75	77	792	9.9
2005-06	81	81	2839	303	621	.488	65	165	.394	147	208	.707	164	265	429	136	223	92	90	114	818	10.1
2010-11	23	0	557	43	101	.426	14	42	.333	15	17	.882	32	60	92	32	31	16	16	10	115	5.0
Total	419	279	13339	1546	3408	.454	403	1062	.379	780	1045	.746	764	1236	2000	716	1064	523	460	428	4275	10.2

**Acquired** 1) Selected by the Grizzlies in the first round (sixth overall pick) in the 2001 NBA Draft; 2) Acquired from the Houston Rockets with Ish Smith in exchange for Hasheem Thabeet, DeMarre Carroll and a future, lottery-protected first round draft pick on Feb. 24, 2011  
**Departed** 1) Traded to the Houston Rockets in exchange for the draft rights to Rudy Gay and Stromile Swift on July 12, 2006; 2) Contract expired on June 30, 2011



### Jerryd Bayless

Years	College Arizona													No 7			Pos G					
Season	G	GS	Min	FG	FGA	Pct	3fg	Att	Pct	FT	FTA	Pct	Off	Def	Total	Ast	PF	St	TO	BI	Pts	Avg
2012-13	80	4	1765	260	621	.419	71	201	.353	102	122	.836	22	154	176	264	168	59	120	17	693	8.7
2013-14	31	5	650	90	239	.377	25	83	.301	45	57	.789	8	51	59	66	72	20	22	5	250	8.1
Total	111	9	2415	350	860	.407	96	284	.338	147	179	.821	30	205	235	330	240	79	142	22	943	8.5

**Acquired** Signed as a free agent on July 13, 2012  
**Departed** As part of a three-team trade, traded by the Boston Celtics; Boston traded Courtney Lee and a 2016 second round draft pick to Memphis; Memphis traded a 2014 second round draft pick and a 2017 second round draft pick to the Oklahoma City Thunder; Oklahoma City traded Ryan Gomes to Boston and traded cash considerations to Memphis on Jan. 7, 2014



### Troy Bell

Years	College Boston College													No 3			Pos G					
Season	G	GS	Min	FG	FGA	Pct	3fg	Att	Pct	FT	FTA	Pct	Off	Def	Total	Ast	PF	St	TO	BI	Pts	Avg
2003-04	6	0	34	4	18	.222	0	4	.000	3	3	1.000	1	4	5	4	6	1	6	0	11	1.8

**Acquired** Selected by the Boston Celtics in the 2003 NBA Draft (16th overall). Draft rights traded to Memphis along with the draft rights to Dahmay Jones (20th) in exchange for the draft rights to Marcus Banks (13th) and Kendrick Perkins (27th)  
**Departed** Waived Nov. 1, 2004



### Benoit Benjamin

Years	College Creighton													No 00			Pos C					
Season	G	GS	Min	FG	FGA	Pct	3fg	Att	Pct	FT	FTA	Pct	Off	Def	Total	Ast	PF	St	TO	BI	Pts	Avg
1995-96	13	13	404	71	161	.441	0	0	---	39	56	.696	31	72	103	16	40	10	34	15	181	13.0


**Acquired** In the 1995 Expansion Draft (from New Jersey 22nd overall)  
**Departed** Traded to Milwaukee in Nov. 1995 in exchange for Eric Mobley and Eric Murdock



### Mike Bibby

Years	College Arizona													No 10			Pos G					
Season	G	GS	Min	FG	FGA	Pct	3fg	Att	Pct	FT	FTA	Pct	Off	Def	Total	Ast	PF	St	TO	BI	Pts	Avg
1998-99	50	50	1758	260	605	.430	15	74	.203	127	169	.751	30	106	136	325	122	78	146	5	662	13.2
1999-00	82	82	3155	459	1031	.445	77	212	.363	195	250	.780	73	233	306	665	171	132	247	15	1190	14.5
2000-01	82	82	3190	525	1157	.454	108	285	.379	143	188	.761	47	257	304	685	148	107	248	12	1301	15.9
Total	214	214	8103	1244	2793	.445	200	571	.350	465	607	.766	150	596	746	1675	441	317	641	32	3153	14.7

**Acquired** Drafted second overall by the Grizzlies in the 1998 NBA Draft  
**Departed** Traded to Sacramento in June 2001 with Brent Price in exchange for Jason Williams and Nick Anderson



### Ronnie Brewer

Years	College Arkansas													No 9			Pos G/F					
Season	G	GS	Min	FG	FGA	Pct	3fg	Att	Pct	FT	FTA	Pct	Off	Def	Total	Ast	PF	St	TO	BI	Pts	Avg
2009-10	5	0	80	3	13	.231	0	0	---	4	5	.800	1	6	7	3	0	6	2	0	10	2.0

**Acquired** Traded by the Utah Jazz in exchange for a future protected first round draft pick  
**Departed** Signed with the Chicago Bulls as a free agent on July 19, 2010



### Andre Brown

Years	College DePaul													No 44			Pos F					
Season	G	GS	Min	FG	FGA	Pct	3fg	Att	Pct	FT	FTA	Pct	Off	Def	Total	Ast	PF	St	TO	BI	Pts	Avg
2007-08	33	1	286	39	78	.500	0	0	---	22	49	.449	37	55	92	8	38	7	14	4	100	3.0

**Acquired** Signed by Memphis as a free agent on July 20, 2007  
**Departed** Free agent not re-signed and renounced on Aug. 8, 2008



### Kwame Brown

Years	High School Glynn Academy HS (GA)													No 54			Pos F/C					
Season	G	GS	Min	FG	FGA	Pct	3fg	Att	Pct	FT	FTA	Pct	Off	Def	Total	Ast	PF	St	TO	BI	Pts	Avg
2007-08	15	1	204	19	39	.487	0	0	---	14	34	.412	20	37	57	17	24	6	14	4	52	3.5

**Acquired** Traded by the Los Angeles Lakers with Javaris Crittenton, Aaron McKie, the draft rights to Marc Gasol, two future first round picks (2008 and 2010) and cash considerations for Pau Gasol and a 2010 second round pick on Feb. 1, 2008  
**Departed** Free agent not re-signed July 2008



### Greg Buckner

Years	College Clemson													No 7			Pos G					
Season	G	GS	Min	FG	FGA	Pct	3fg	Att	Pct	FT	FTA	Pct	Off	Def	Total	Ast	PF	St	TO	BI	Pts	Avg
2008-09	63	0	878	61	159	.384	13	51	.255	20	25	.800	32	98	130	57	108	29	38	8	155	2.5

**Acquired** Traded by the Minnesota Timberwolves along with the draft rights to O.J. Mayo (third overall pick), Marko Jaric and Antoine Walker in exchange for the draft rights to Kevin Love (fifth), Mike Miller, Brian Cardinal and Jason Collins on June 26, 2008  
**Departed** Traded to the Dallas Mavericks in exchange for a 2016 second round pick (from the Toronto Raptors) along with Jerry Stackhouse and cash considerations (from Dallas) as part of a four-team trade also involving the Orlando Magic on July 9, 2009







# ALL-TIME ROSTER

# ALL-TIME ROSTER



### Bryce Cotton

Years	College Providence													No 8				Pos G				
Season	G	GS	Min	FG	FGA	Pct	3fg	Att	Pct	FT	FTA	Pct	Off	Def	Total	Ast	PF	St	TO	BI	Pts	Avg
2015-16	5	0	6	2	1.000	0	0	0	-	0	0	-	0	0	0	0	0	0	0	0	4	0.8


**Acquired** Signed by Memphis to a 10-day contract pursuant to the NBA's hardship rules on April 1, 2016 and signed for the remainder of the regular season on April 11, 2016  
**Departed** Contract expired following the 2015-16 regular season



### Javaris Crittenton

Years	College Georgia Tech													No 3				Pos G				
Season	G	GS	Min	FG	FGA	Pct	3fg	Att	Pct	FT	FTA	Pct	Off	Def	Total	Ast	PF	St	TO	BI	Pts	Avg
2007-08	28	0	508	72	180	.400	9	34	.265	53	76	.697	20	69	89	33	35	12	33	2	206	7.4
2008-09	7	0	44	7	15	.467	0	1	.000	5	11	.455	4	2	6	5	5	1	3	0	19	2.7
Total	35	0	552	79	195	.405	9	35	.257	58	87	.667	24	71	95	38	40	13	36	2	225	6.4

**Acquired** Traded by the Los Angeles Lakers with Kwame Brown, Aaron McKie, the draft rights to Marc Gasol, two future first round picks (2008 and 2010) and cash considerations for Pau Gasol and a 2010 second round draft pick on Feb. 1, 2008  
**Departed** Traded to the Washington Wizards in exchange for the team's own future first round draft pick (originally sent to the Wizards on Aug. 17, 2007 for Juan Carlos Navarro) as part of a three-team trade also involving the New Orleans Hornets on Dec. 10, 2008. As part of the trade, Memphis sent future considerations involving a second round pick to New Orleans



### Dante Cunningham

Years	College Villanova													No 44				Pos F				
Season	G	GS	Min	FG	FGA	Pct	3fg	Att	Pct	FT	FTA	Pct	Off	Def	Total	Ast	PF	St	TO	BI	Pts	Avg
2011-12	64	5	1124	144	279	.516	0	2	.000	45	69	.652	91	155	246	37	98	42	29	34	333	5.2

**Acquired** Signed as a free agent on Dec. 23, 2011 after the Charlotte Bobcats declined to match the offer sheet  
**Departed** Traded to the Minnesota Timberwolves for Wayne Ellington on July 24, 2012



### Seth Curry

Years	College Duke													No 1				Pos G				
Season	G	GS	Min	FG	FGA	Pct	3fg	Att	Pct	FT	FTA	Pct	Off	Def	Total	Ast	PF	St	TO	BI	Pts	Avg
2013-14	1	0	4	0	0	---	0	0	---	0	0	---	0	0	0	0	0	0	0	0	0	0.0

**Acquired** Signed by Memphis as a free agent on Dec. 24, 2013  
**Departed** Waived by Memphis on Jan. 5, 2014



### Antonio Daniels

Years	College Bowling Green													No 33				Pos G				
Season	G	GS	Min	FG	FGA	Pct	3fg	Att	Pct	FT	FTA	Pct	Off	Def	Total	Ast	PF	St	TO	BI	Pts	Avg
1997-98	74	50	1956	228	548	.416	11	52	.212	112	170	.659	22	121	143	334	88	55	164	10	579	7.8

**Acquired** Drafted fourth overall by the Grizzlies in the 1997 NBA Draft  
**Departed** Traded to San Antonio in June 1998 in exchange for Carl Herrera and the draft rights to Felipe Lopez



### Troy Daniels

Years	College Virginia Commonwealth													No 30				Pos G				
Season	G	GS	Min	FG	FGA	Pct	3fg	Att	Pct	FT	FTA	Pct	Off	Def	Total	Ast	PF	St	TO	BI	Pts	Avg
2016-17	67	3	1183	185	495	.374	138	355	.389	43	54	.796	21	79	100	46	90	21	45	4	551	8.2


**Acquired** Signed-and-traded by Charlotte to Memphis on July 12, 2016



### Deiyonta Davis

Years	College Michigan State													No 23				Pos C				
Season	G	GS	Min	FG	FGA	Pct	3fg	Att	Pct	FT	FTA	Pct	Off	Def	Total	Ast	PF	St	TO	BI	Pts	Avg
2016-17	36	0	238	24	47	.511	0	0	-	10	18	.556	20	40	60	2	40	3	8	17	58	1.6


**Acquired** Draft rights (31st overall in 2016) traded on draft night with the draft rights to Rade Zagorac (35th in 2016) by Boston to Memphis for a future first round draft pick on June 23, 2016



### Ed Davis

Years	College North Carolina													No 32				Pos F				
Season	G	GS	Min	FG	FGA	Pct	3fg	Att	Pct	FT	FTA	Pct	Off	Def	Total	Ast	PF	St	TO	BI	Pts	Avg
2012-13	36	4	544	74	143	.517	0	0	---	37	65	.569	57	103	160	8	80	13	18	47	185	5.1
2013-14	63	4	956	155	290	.534	0	0	---	47	89	.528	92	168	260	27	114	17	40	43	357	5.7
Total	99	8	1500	229	433	.529	0	0	---	84	154	.545	149	271	420	35	194	30	58	90	542	5.5

**Acquired** As part of a three-team trade, traded by the Toronto Raptors with a 2013 second round pick to the Memphis Grizzlies; Toronto traded Jose Calderon to the Detroit Pistons; Detroit traded Tayshaun Prince and Austin Daye to Memphis; Memphis traded Rudy Gay and Hamed Haddadi to Toronto on Jan. 30, 2013  
**Departed** Free agent not re-signed



### Josh Davis

Years	College Wyoming													No 18				Pos F				
Season	G	GS	Min	FG	FGA	Pct	3fg	Att	Pct	FT	FTA	Pct	Off	Def	Total	Ast	PF	St	TO	BI	Pts	Avg
2011-12	15	0	130	10	27	.370	4	13	.308	4	8	.500	16	11	27	6	19	7	3	1	28	1.9

**Acquired** Signed as a free agent on Dec. 10, 2011  
**Departed** Waived on Feb. 6, 2012



### Austin Daye

Years	College Gonzaga													No 5				Pos F				
Season	G	GS	Min	FG	FGA	Pct	3fg	Att	Pct	FT	FTA	Pct	Off	Def	Total	Ast	PF	St	TO	BI	Pts	Avg
2012-13	31	0	328	47	111	.423	20	58	.345	11	16	.688	6	54	60	21	39	9	16	14	125	4.0

**Acquired** As part of a three-team trade, traded by the Detroit Pistons with Tayshaun Prince to the Memphis Grizzlies; Memphis traded Rudy Gay and Hamed Haddadi to the Toronto Raptors; Toronto traded Ed Davis and a 2013 second round draft pick to Memphis and traded Jose Calderon to Detroit on Jan. 30, 2013  
**Departed** Free agent not re-signed



### Terry Dehere

Years	College Seton Hall													No 24				Pos G				
Season	G	GS	Min	FG	FGA	Pct	3fg	Att	Pct	FT	FTA	Pct	Off	Def	Total	Ast	PF	St	TO	BI	Pts	Avg
1998-99	22	0	271	27	74	.365	15	34	.441	5	7	.714	5	17	22	26	28	5	14	3	74	3.4

**Acquired** Signed to a 10-day contract in March 1999  
**Departed** Free agent not re-signed in July 1999



### Michael Dickerson

Years	College Arizona													No 8				Pos G/F				
Season	G	GS	Min	FG	FGA	Pct	3fg	Att	Pct	FT	FTA	Pct	Off	Def	Total	Ast	PF	St	TO	BI	Pts	Avg
1999-00	82	82	3103	554	1270	.436	119	291	.409	269	324	.830	78	201	279	208	226	116	165	45	1496	18.2
2000-01	70	69	2618	425	1020	.417	86	230	.374	206	270	.763	70	159	229	233	207	62	162	27	1142	16.3
2001-02	4	4	124	15	48	.313	8	21	.381	5	6	.833	3	9	12	9	12	3	8	1	43	10.8
2002-03	6	1	87	10	24	.417	4	11	.402	5	5	.784	1	5	6	8	16	5	6	1	29	4.8
Total	162	156	5932	1004	2362	.425	217	553	.392	485	605	.801	152	374	526	458	461	186	341	74	2710	16.7

**Acquired** In a three-team trade with Houston and Orlando in Aug. 1999  
**Departed** Retired Oct. 25, 2003



### Keyon Dooling

Years	College Missouri													No 55				Pos G				
Season	G	GS	Min	FG	FGA	Pct	3fg	Att	Pct	FT	FTA	Pct	Off	Def	Total	Ast	PF	St	TO	BI	Pts	Avg
2012-13	7	0	82	10	21	.476	5	12	.417	6	7	.857	0	1	1	8	8	1	5	0	31	4.4

**Acquired** Signed as a free agent on April 3, 2013  
**Departed** Free agent not re-signed



### Toney Douglas

Years	College Florida State													No 16				Pos G				
Season	G	GS	Min	FG	FGA	Pct	3fg	Att	Pct	FT	FTA	Pct	Off	Def	Total	Ast	PF	St	TO	BI	Pts	Avg
2016-17	24	0	394	43	117	.368	7	42	.167	24	29	.828	13	48	61	56	50	18	21	5	117	4.9

**Acquired** (1) Signed by Memphis pursuant to the NBA's hardship rules on Dec. 5, 2016; (2) Signed by Memphis to the first of two 10-day contracts on Jan. 30, 2017; (3) Signed by Memphis to a multi-year contract on Feb. 23, 2017  
**Departed** (1) Waived by Memphis on Dec. 15, 2016; (2) Second 10-day contract expired on Feb. 19, 2017; (3) Waived by Memphis on March 18, 2017

INTRO

PLAYERS

EXECUTIVES

BASKETBALL OPERATIONS

BUSINESS OPERATIONS

MEDIA

COMMUNITY

HISTORY

PLAYOFFS

REVIEW

OPINIONS

NBA

FEDERFORUM

AT A GLANCE


HISTORY





# ALL-TIME ROSTER

# ALL-TIME ROSTER



### Blue Edwards

Years	College East Carolina													No 30		Pos G/F						
Season	G	GS	Min	FG	FGA	Pct	3fg	Att	Pct	FT	FTA	Pct	Off	Def	Total	Ast	PF	St	TO	Bl	Pts	Avg
1995-96	82	82	2773	401	956	.419	84	245	.343	157	208	.755	98	248	346	212	243	118	170	46	1043	12.7
1996-97	61	12	1439	182	458	.397	25	89	.281	89	109	.817	49	140	189	114	135	38	81	20	478	7.8
1997-98	81	20	1968	326	742	.439	40	120	.333	180	215	.837	61	156	217	201	183	86	134	27	872	10.8
Total	224	114	6180	909	2156	.422	149	454	.328	426	532	.801	208	544	752	527	561	242	385	93	2393	10.7


**Acquired** In the 1995 Expansion Draft (from Utah 26th overall)  
**Departed** Free agent not re-signed July 1998



### Doug Edwards

Years	College Florida State													No 32		Pos F						
Season	G	GS	Min	FG	FGA	Pct	3fg	Att	Pct	FT	FTA	Pct	Off	Def	Total	Ast	PF	St	TO	Bl	Pts	Avg
1995-96	31	0	519	32	91	.352	0	4	.000	29	38	.763	35	52	87	39	51	10	29	18	93	3.0
1996-97	Did not play due to injury																					
1997-98	Did not play due to injury																					


**Acquired** In the 1995 Expansion Draft (from Atlanta 24th overall)  
**Departed** Waived in Jan. 1998



### Kevin Edwards

Years	College DePaul													No 21		Pos G						
Season	G	GS	Min	FG	FGA	Pct	3fg	Att	Pct	FT	FTA	Pct	Off	Def	Total	Ast	PF	St	TO	Bl	Pts	Avg
2000-01	46	5	634	56	170	.329	5	19	.263	43	53	.811	23	59	82	52	46	29	37	8	160	3.5

**Acquired** Signed as a free agent in Oct. 2000  
**Departed** Free agent not re-signed July 2001



### Obinna Ekezie

Years	College Maryland													No 54		Pos F/C						
Season	G	GS	Min	FG	FGA	Pct	3fg	Att	Pct	FT	FTA	Pct	Off	Def	Total	Ast	PF	St	TO	Bl	Pts	Avg
1999-00	39	0	351	41	88	.466	0	0	---	43	64	.672	34	58	92	8	61	9	26	4	125	3.2

**Acquired** Drafted 37th overall by the Grizzlies in the 1999 NBA Draft  
**Departed** Traded to Washington in Aug. 2000 along with Felipe Lopez, Cherokee Parks and Dennis Scott in exchange for Isaac Austin



### Wayne Ellington

Years	College North Carolina													No 3		Pos G						
Season	G	GS	Min	FG	FGA	Pct	3fg	Att	Pct	FT	FTA	Pct	Off	Def	Total	Ast	PF	St	TO	Bl	Pts	Avg
2012-13	40	4	676	81	199	.407	41	97	.423	15	16	.938	5	47	52	42	38	16	24	1	218	5.5

**Acquired** Traded by the Minnesota Timberwolves to the Memphis Grizzlies for Dante Cunningham on July 24, 2012  
**Departed** Traded to the Cleveland Cavaliers with Marreese Speights, Josh Selby and a 2013 first round draft pick for Jon Leuer on Jan. 22, 2013



### Andre Emmett

Years	College Texas Tech													No. 14		Pos G						
Season	G	GS	Min	FG	FGA	Pct	3fg	Att	Pct	FT	FTA	Pct	Off	Def	Total	Ast	PF	St	TO	Bl	Pts	Avg
2004-05	8	0	28	2	6	.333	0	0	---	3	5	.600	0	2	2	0	4	0	1	0	7	0.9

**Acquired** Draft rights traded to Memphis on June 24, 2004 by Seattle for cash considerations and a 2005 second round NBA Draft pick  
**Departed** Traded to Miami along with James Posey and Jason Williams as part of a five-team trade on Aug. 2, 2005



### James Ennis III

Years	College California State, Long Beach													No 8		Pos F						
Season	G	GS	Min	FG	FGA	Pct	3fg	Att	Pct	FT	FTA	Pct	Off	Def	Total	Ast	PF	St	TO	Bl	Pts	Avg
2015-16	10	0	40	4	13	.308	2	8	.250	6	10	.600	4	3	7	2	1	4	2	2	16	1.6
2016-17	64	28	1501	146	321	.455	51	137	.372	86	110	.782	69	190	259	64	165	46	59	19	429	6.7
Total	74	28	1541	150	334	.449	53	145	.366	92	120	.767	73	193	266	66	166	50	61	21	445	6.0

**Acquired** 1) Traded by Miami with Mario Chalmers to Memphis for Beno Udrih and Jarnell Stokes on Nov. 10, 2015; 2) Signed a multi-year contract with Memphis on July 13, 2016  
**Departed** 1) Waived on March 2, 2016



### Jordan Farmar

Years	College UCLA													No 4		Pos G						
Season	G	GS	Min	FG	FGA	Pct	3fg	Att	Pct	FT	FTA	Pct	Off	Def	Total	Ast	PF	St	TO	Bl	Pts	Avg
2015-16	12	10	291	42	100	.420	16	45	.356	10	10	1.000	4	21	25	37	22	15	18	2	110	9.2

**Acquired** Signed by Memphis to a 10-day contract on March 21, 2016 and signed for the remainder of the season on March 31, 2016  
**Departed** Became a free agent on July 1, 2016



### Isaac Fontaine

Years	College Washington State													No 21		Pos G						
Season	G	GS	Min	FG	FGA	Pct	3fg	Att	Pct	FT	FTA	Pct	Off	Def	Total	Ast	PF	St	TO	Bl	Pts	Avg
2001-02	6	0	76	3	14	.214	1	5	.200	4	6	.667	0	5	5	4	6	0	4	0	11	1.8


**Acquired** Signed March 3, 2002 to a 10-day contract  
**Departed** Waived March 13, 2002



### Antonis Fotsis

Years	From Athens, Greece													No 6		Pos F						
Season	G	GS	Min	FG	FGA	Pct	3fg	Att	Pct	FT	FTA	Pct	Off	Def	Total	Ast	PF	St	TO	Bl	Pts	Avg
2001-02	28	1	320	42	104	.404	7	23	.304	17	20	.850	25	37	62	10	22	9	21	11	108	3.9

**Acquired** Selected by the Grizzlies in the second round (48th pick overall) of the 2001 NBA Draft  
**Departed** Free agent not re-signed in July 2002



### Adonal Foyle

Years	College Colgate													No 30		Pos C						
Season	G	GS	Min	FG	FGA	Pct	3fg	Att	Pct	FT	FTA	Pct	Off	Def	Total	Ast	PF	St	TO	Bl	Pts	Avg
2008-09	1	0	3	0	0	---	0	0	---	0	0	---	0	0	0	0	1	0	0	0	0	0.0


**Acquired** Traded by the Orlando Magic to Memphis along with Orlando's 2009 first round pick, Mike Wilks and cash considerations as part of a three-team trade also involving the Houston Rockets on Feb. 19, 2009. As part of the trade, Houston also acquired Kyle Lowry from the Grizzlies  
**Departed** Waived on March 1, 2009



### Jamaal Franklin

Years	College San Diego State													No 22		Pos G						
Season	G	GS	Min	FG	FGA	Pct	3fg	Att	Pct	FT	FTA	Pct	Off	Def	Total	Ast	PF	St	TO	Bl	Pts	Avg
2013-14	21	0	161	16	39	.410	5	11	.455	2	2	1.000	4	19	23	6	23	4	11	2	39	1.9

**Acquired** Drafted by Memphis in the second round (41st overall) of the 2013 NBA Draft on June 27, 2013  
**Departed** Waived on Aug. 31, 2014



### Marc Gasol

Years	From Barcelona, Spain													No 33		Pos C						
Season	G	GS	Min	FG	FGA	Pct	3fg	Att	Pct	FT	FTA	Pct	Off	Def	Total	Ast	PF	St	TO	Bl	Pts	Avg
2008-09	82	75	2521	350	661	.530	0	1	.000	275	375	.733	201	404	605	143	265	63	164	90	975	11.9
2009-10	69	69	2468	378	651	.581	0	1	.000	252	376	.670	208	432	640	165	254	69	135	109	1008	14.6
2010-11	81	81	2586	364	691	.527	3	7	.429	220	294	.748	154	415	569	200	265	74	146	136	951	11.7
2011-12	65	65	2370	357	740	.482	1	12	.083	237	317	.748	120	459	579	204	201	62	121	121	952	14.6
2012-13	80	80	2796	429	869	.494	1	14	.071	268	316	.848	184	438	622	318	255	80	157	139	1127	14.1
2013-14	59	59	1970	336	711	.473	2	11	.182	185	241	.768	84	340	424	215	150	59	111	76	859	14.6
2014-15	81	81	2687	530	1072	.494	3	17	.176	350	440	.795	115	515	630	307	208	70	176	131	1413	17.4
2015-16	52	52	1791	328	707	.464	2	3	.667	203	245	.829	58	304	362	196	141	50	118	70	861	16.6
2016-17	74	74	2531	532	1160	.459	104	268	.388	278	332	.837	60	402	462	338	171	67	166	99	1446	19.5
Total	643	636	21721	3604	7262	.496	116	334	.347	2268	2936	.772	1184	3709	4893	2086	1910	594	1294	971	9592	14.9

**Acquired** Draft rights (48th overall pick in the 2007 NBA Draft) traded by the Los Angeles Lakers along with Kwame Brown, Javaris Crittenton, Aaron McKie, two future first round draft picks (2008, 2010) and cash considerations in exchange for Pau Gasol and a 2010 second round draft pick on Feb. 1, 2008








# ALL-TIME ROSTER


# ALL-TIME ROSTER



### Lorinza "Junior" Harrington

Years	College Wingate										No 10					Pos G						
Season	G	GS	Min	FG	FGA	Pct	3fg	Att	Pct	FT	FTA	Pct	Off	Def	Total	Ast	PF	St	TO	Bl	Pts	Avg
2006-07	29	8	543	57	137	.416	7	26	.269	31	46	.674	12	56	68	89	79	21	52	5	152	5.2


**Acquired** Signed by the Grizzlies to the first of two 10-day contracts on Feb. 9, 2007; Signed for the remainder of the season on March 1, 2007  
**Departed** Free agent not re-signed July 2007



### Othella Harrington

Years	College Georgetown										No 24					Pos F						
Season	G	GS	Min	FG	FGA	Pct	3fg	Att	Pct	FT	FTA	Pct	Off	Def	Total	Ast	PF	St	TO	Bl	Pts	Avg
1999-00	82	82	2677	420	830	.506	0	2	.000	236	298	.792	196	367	563	97	287	36	217	58	1076	13.1
2000-01	44	40	1267	180	386	.466	0	3	.000	120	154	.779	102	187	289	36	136	19	104	26	480	10.9
Total	126	122	3944	600	1216	.493	0	5	.000	356	452	.788	298	554	852	133	423	55	321	84	1556	12.3

**Acquired** In a three-team trade with Houston and Orlando in Aug. 1999  
**Departed** Traded to New York in Feb. 2001 in exchange for Erick Strickland and two draft picks



### Antonio Harvey

Years	College Pfeiffer										No 40					Pos F						
Season	G	GS	Min	FG	FGA	Pct	3fg	Att	Pct	FT	FTA	Pct	Off	Def	Total	Ast	PF	St	TO	Bl	Pts	Avg
1995-96	18	6	410	39	95	.411	0	2	.000	20	43	.465	27	67	94	09	38	14	18	21	98	5.4


**Acquired** In the 1995 Expansion Draft (from LAL sixth overall)  
**Departed** Waived in Dec. 1995



### J.R. Henderson

Years	College UCLA										No 52					Pos F						
Season	G	GS	Min	FG	FGA	Pct	3fg	Att	Pct	FT	FTA	Pct	Off	Def	Total	Ast	PF	St	TO	Bl	Pts	Avg
1998-99	30	0	331	35	96	.365	2	5	.400	25	45	.556	20	27	47	22	29	9	18	4	97	3.2

**Acquired** Drafted 56th overall by the Grizzlies in the 1998 NBA Draft  
**Departed** Free agent not re-signed July 1999



### Xavier Henry

Years	College Kansas										No 13					Pos G/F						
Season	G	GS	Min	FG	FGA	Pct	3fg	Att	Pct	FT	FTA	Pct	Off	Def	Total	Ast	PF	St	TO	Bl	Pts	Avg
2010-11	38	16	527	65	160	.406	2	17	.118	33	52	.635	9	28	37	18	48	11	13	3	165	4.3

**Acquired** Selected by the Grizzlies in the first round (12th overall) of the 2010 NBA Draft  
**Departed** Traded to New Orleans on January 4, 2012 as part of three-team deal that sent Marreese Speights to Memphis



### Carl Herrera

Years	College Houston										No 14					Pos F						
Season	G	GS	Min	FG	FGA	Pct	3fg	Att	Pct	FT	FTA	Pct	Off	Def	Total	Ast	PF	St	TO	Bl	Pts	Avg
1998-99	4	0	42	3	13	.231	0	0	---	0	2	.000	5	3	8	3	3	0	4	0	6	1.5


**Acquired** In a trade with San Antonio in June 1998 (along with the draft rights to Felipe Lopez in exchange for Antonio Daniels)  
**Departed** Waived in Feb. 1999



### Ryan Hollins

Years	College UCLA										No 20					Pos C						
Season	G	GS	Min	FG	FGA	Pct	3fg	Att	Pct	FT	FTA	Pct	Off	Def	Total	Ast	PF	St	TO	Bl	Pts	Avg
2015-16	32	9	412	45	72	.625	0	0	-	26	42	.619	40	47	87	10	58	6	21	20	116	3.6


**Acquired** 1) Signed by Memphis as a free agent on Sept. 28, 2015; 2) Signed by Memphis as a free agent on Dec. 29, 2015; 3) Signed by Memphis to the first of two 10-day contracts on Jan. 21, 2016; 4) Re-signed by Memphis for the remainder of the season on March 2, 2016  
**Departed** 1) Waived on Oct. 26, 2015; 2) Waived on Jan. 7, 2016; 3) Second 10-day contract expired on Feb. 11, 2016; 4) Waived on April 7, 2016



### Lester Hudson

Years	College Tennessee-Martin										No 26, 14					Pos G						
Season	G	GS	Min	FG	FGA	Pct	3fg	Att	Pct	FT	FTA	Pct	Off	Def	Total	Ast	PF	St	TO	Bl	Pts	Avg
2009-10	9	0	61	14	35	.400	2	11	.182	6	7	.857	4	6	10	5	5	5	5	1	36	4.0
2011-12	3	0	20	3	11	.273	1	3	.333	2	3	.667	0	0	0	1	0	0	2	0	9	3.0
Total	12	0	81	17	46	.370	3	14	.214	8	10	.800	4	6	10	6	5	5	7	1	45	3.8

**Acquired** 1) Claimed off waivers on Jan. 8, 2010; 2) Signed as a free agent on April 20, 2012  
**Departed** 1) Waived on July 1, 2010; 2) Free agent not re-signed



### Ryan Humphrey

Years	College Notre Dame										No 40					Pos F						
Season	G	GS	Min	FG	FGA	Pct	3fg	Att	Pct	FT	FTA	Pct	Off	Def	Total	Ast	PF	St	TO	Bl	Pts	Avg
2002-03	13	0	122	12	35	.343	0	0	---	5	11	.455	4	26	30	4	18	5	2	2	18	1.4
2003-04	2	0	11	1	4	.250	0	1	.000	0	0	---	2	1	3	1	3	1	2	0	2	1.0
2004-05	35	0	317	42	103	.408	0	2	.000	18	37	.486	50	37	87	6	35	10	23	1	102	2.9
Total	50	0	450	55	142	.387	0	3	.000	23	48	.479	56	64	120	11	56	16	27	3	133	2.7

**Acquired** Traded by Orlando with Mike Miller, a future first-round draft pick and a future second round draft pick for Gordan Giricek and Drew Gooden on Feb. 19, 2003  
**Departed** Free agent not re-signed in July 2005



### Steven Hunter

Years	College DePaul										No 45					Pos C						
Season	G	GS	Min	FG	FGA	Pct	3fg	Att	Pct	FT	FTA	Pct	Off	Def	Total	Ast	PF	St	TO	Bl	Pts	Avg
2009-10	21	0	157	17	43	.395	0	0	---	19	36	.528	18	24	42	0	10	1	9	12	53	2.5

**Acquired** Traded by the Denver Nuggets along with a 2010 first round draft pick and cash considerations in exchange for a future conditional second round draft pick  
**Departed** Contract expired on June 30, 2010



### Bobby Hurley

Years	College Duke										No 12					Pos G						
Season	G	GS	Min	FG	FGA	Pct	3fg	Att	Pct	FT	FTA	Pct	Off	Def	Total	Ast	PF	St	TO	Bl	Pts	Avg
1997-98	27	0	458	46	123	.374	1	7	.143	29	39	.744	5	25	30	97	43	10	44	0	122	4.5

**Acquired** In a trade with Sacramento in Feb. 1998 along with Michael Smith in exchange for Otis Thorpe and Chris Robinson  
**Departed** Waived in Jan. 1999



### Allen Iverson

Years	College Georgetown										No 3					Pos G						
Season	G	GS	Min	FG	FGA	Pct	3fg	Att	Pct	FT	FTA	Pct	Off	Def	Total	Ast	PF	St	TO	Bl	Pts	Avg
2009-10	3	0	67	15	26	.577	1	1	1.000	6	12	.500	1	3	4	11	5	1	7	0	37	12.3

**Acquired** Signed as a free agent on Sept. 10, 2009  
**Departed** Waived on Nov. 17, 2009



### Bobby Jackson

Years	College Minnesota										No 24					Pos G						
Season	G	GS	Min	FG	FGA	Pct	3fg	Att	Pct	FT	FTA	Pct	Off	Def	Total	Ast	PF	St	TO	Bl	Pts	Avg
2005-06	71	15	1775	286	748	.382	129	332	.389	107	146	.733	44	179	223	195	155	61	101	1	808	11.4

**Acquired** Traded to Memphis from Sacramento with Greg Ostertag in exchange for Bonzi Wells on Aug. 2, 2005  
**Departed** Free agent not re-signed in July 2006



### Casey Jacobsen

Years	College Stanford										No 23					Pos G						
Season	G	GS	Min	FG	FGA	Pct	3fg	Att	Pct	FT	FTA	Pct	Off	Def	Total	Ast	PF	St	TO	Bl	Pts	Avg
2007-08	53	0	547	39	115	.339	16	72	.222	13	17	.765	12	53	65	20	34	5	16	1	107	2.0


**Acquired** Signed by Memphis as a free agent on July 24, 2007  
**Departed** Free agent not re-signed and renounced on Aug. 8, 2008

INTRO  
PLAYERS  
EXECUTIVES  
BASKETBALL OPERATIONS  
BUSINESS OPERATIONS  
MEDIA  
COMMUNITY  
HISTORY  
PLAYOFFS  
REVIEW  
OPPONENTS  
NBA  
FEDERFORUM  
AT A GLANCE



# ALL-TIME ROSTER


# ALL-TIME ROSTER



### Marko Jaric

Years	2008-09 to 2009-10	From Belgrade, Serbia	No 55	Pos G																		
<b>Season</b>	<b>G</b> <b>GS</b> <b>Min</b> <b>FG</b> <b>FGA</b> <b>Pct</b> <b>3fg</b> <b>Att</b> <b>Pct</b> <b>FT</b> <b>FTA</b> <b>Pct</b> <b>Off</b> <b>Def</b> <b>Total</b> <b>Ast</b> <b>PF</b> <b>St</b> <b>TO</b> <b>BI</b> <b>Pts</b> <b>Avg</b>																					
2008-09	53	0	605	48	145	.331	11	28	.393	29	41	.707	23	42	65	74	62	29	49	11	136	2.6


**Acquired** Traded by the Minnesota Timberwolves along with the draft rights to O.J. Mayo (third overall pick), Greg Buckner and Antoine Walker in exchange for the draft rights to Kevin Love (fifth), Mike Miller, Brian Cardinal and Jason Collins on June 26, 2008  
**Departed** Waived on Dec. 24, 2009



### Alexander Johnson

Years	2006-07	College Florida State	No 32	Pos F																		
<b>Season</b>	<b>G</b> <b>GS</b> <b>Min</b> <b>FG</b> <b>FGA</b> <b>Pct</b> <b>3fg</b> <b>Att</b> <b>Pct</b> <b>FT</b> <b>FTA</b> <b>Pct</b> <b>Off</b> <b>Def</b> <b>Total</b> <b>Ast</b> <b>PF</b> <b>St</b> <b>TO</b> <b>BI</b> <b>Pts</b> <b>Avg</b>																					
2006-07	59	19	753	91	169	.538	0	0	---	78	118	.661	50	131	181	17	137	25	47	35	260	4.4

**Acquired** Draft rights traded to Memphis by Portland in exchange for a second round pick in the 2008 NBA Draft on June 28, 2006  
**Departed** Waived by the Grizzlies July 13, 2007



### Chris Johnson

Years	2012-13	College Dayton	No 4	Pos G																		
<b>Season</b>	<b>G</b> <b>GS</b> <b>Min</b> <b>FG</b> <b>FGA</b> <b>Pct</b> <b>3fg</b> <b>Att</b> <b>Pct</b> <b>FT</b> <b>FTA</b> <b>Pct</b> <b>Off</b> <b>Def</b> <b>Total</b> <b>Ast</b> <b>PF</b> <b>St</b> <b>TO</b> <b>BI</b> <b>Pts</b> <b>Avg</b>																					
2012-13	8	0	102	11	25	.440	6	18	.333	1	2	.500	5	6	11	2	5	4	3	0	29	3.6

**Acquired** Signed the first of two 10-day contracts on Jan. 23, 2013  
**Departed** Second 10-day contract expired



### James Johnson

Years	2013-14	College Wake Forest	No 3	Pos F																		
<b>Season</b>	<b>G</b> <b>GS</b> <b>Min</b> <b>FG</b> <b>FGA</b> <b>Pct</b> <b>3fg</b> <b>Att</b> <b>Pct</b> <b>FT</b> <b>FTA</b> <b>Pct</b> <b>Off</b> <b>Def</b> <b>Total</b> <b>Ast</b> <b>PF</b> <b>St</b> <b>TO</b> <b>BI</b> <b>Pts</b> <b>Avg</b>																					
2013-14	52	4	956	143	308	.464	22	87	.333	76	90	.844	60	106	166	111	102	42	66	57	384	7.4


**Acquired:** Signed by Memphis as a free agent on Dec. 16, 2013  
**Departed** Free agent not re-signed



### Booby Jones

Years	2007-08	College Washington	No 6	Pos G/F																		
<b>Season</b>	<b>G</b> <b>GS</b> <b>Min</b> <b>FG</b> <b>FGA</b> <b>Pct</b> <b>3fg</b> <b>Att</b> <b>Pct</b> <b>FT</b> <b>FTA</b> <b>Pct</b> <b>Off</b> <b>Def</b> <b>Total</b> <b>Ast</b> <b>PF</b> <b>St</b> <b>TO</b> <b>BI</b> <b>Pts</b> <b>Avg</b>																					
2007-08	9	2	137	14	36	.389	3	13	.231	9	10	.900	10	17	27	11	17	5	5	2	40	4.4

**Acquired** Signed by Memphis to a 10-day contract on Jan. 10, 2008  
**Departed** Second 10-day contract expired on Jan. 30, 2008



### Dahntay Jones

Years	2003-04 to 2006-07	College Duke	No 30	Pos G/F																		
<b>Season</b>	<b>G</b> <b>GS</b> <b>Min</b> <b>FG</b> <b>FGA</b> <b>Pct</b> <b>3fg</b> <b>Att</b> <b>Pct</b> <b>FT</b> <b>FTA</b> <b>Pct</b> <b>Off</b> <b>Def</b> <b>Total</b> <b>Ast</b> <b>PF</b> <b>St</b> <b>TO</b> <b>BI</b> <b>Pts</b> <b>Avg</b>																					
2003-04	20	0	154	15	53	.283	1	4	.250	5	11	.455	7	16	23	12	23	5	12	6	36	1.8
2004-05	52	7	649	83	190	.437	23	60	.383	44	64	.688	11	58	69	21	81	13	29	11	233	4.5
2005-06	71	4	967	109	263	.414	3	21	.143	60	93	.645	20	84	104	39	108	38	50	15	281	4.0
2006-07	78	25	1671	220	461	.477	5	12	.417	138	174	.793	47	106	153	68	192	39	92	22	583	7.5
<b>Total</b>	<b>221</b>	<b>36</b>	<b>3441</b>	<b>427</b>	<b>967</b>	<b>.442</b>	<b>32</b>	<b>97</b>	<b>.330</b>	<b>247</b>	<b>342</b>	<b>.722</b>	<b>85</b>	<b>264</b>	<b>349</b>	<b>140</b>	<b>404</b>	<b>95</b>	<b>183</b>	<b>54</b>	<b>1133</b>	<b>5.1</b>

**Acquired** Selected by the Boston Celtics in the 2003 NBA Draft (20th overall). Draft rights traded to Memphis along with the draft rights to Troy Bell (16th) in exchange for the draft rights to Marcus Banks (13th) and Kendrick Perkins (27th)  
**Departed** Free agent not re-signed July 2007



### Damon Jones

Years	2000-01	College Houston	No 11	Pos G																		
<b>Season</b>	<b>G</b> <b>GS</b> <b>Min</b> <b>FG</b> <b>FGA</b> <b>Pct</b> <b>3fg</b> <b>Att</b> <b>Pct</b> <b>FT</b> <b>FTA</b> <b>Pct</b> <b>Off</b> <b>Def</b> <b>Total</b> <b>Ast</b> <b>PF</b> <b>St</b> <b>TO</b> <b>BI</b> <b>Pts</b> <b>Avg</b>																					
2000-01	71	10	1415	170	416	.409	84	231	.364	37	52	.712	16	108	124	224	58	36	76	1	461	6.5

**Acquired** Signed as a free agent in Aug. 2000  
**Departed** Free agent not re-signed in July 2001



### Eddie Jones

Years	2005-06 to 2006-07	College Temple	No 6	Pos G																		
<b>Season</b>	<b>G</b> <b>GS</b> <b>Min</b> <b>FG</b> <b>FGA</b> <b>Pct</b> <b>3fg</b> <b>Att</b> <b>Pct</b> <b>FT</b> <b>FTA</b> <b>Pct</b> <b>Off</b> <b>Def</b> <b>Total</b> <b>Ast</b> <b>PF</b> <b>St</b> <b>TO</b> <b>BI</b> <b>Pts</b> <b>Avg</b>																					
2005-06	75	75	2437	292	722	.404	133	374	.356	168	215	.781	35	244	279	177	201	131	93	27	885	11.8
2006-07	29	14	561	57	151	.377	22	74	.297	25	34	.735	14	47	61	33	54	22	23	2	161	5.6
<b>Total</b>	<b>104</b>	<b>89</b>	<b>2998</b>	<b>349</b>	<b>873</b>	<b>.400</b>	<b>155</b>	<b>448</b>	<b>.346</b>	<b>193</b>	<b>249</b>	<b>.775</b>	<b>49</b>	<b>291</b>	<b>340</b>	<b>210</b>	<b>255</b>	<b>153</b>	<b>116</b>	<b>29</b>	<b>1046</b>	<b>10.1</b>

**Acquired** Traded to Memphis from Miami as part of a five-team trade on Aug. 2, 2005  
**Departed** Waived on Jan. 30, 2007



### Chris King

Years	1995-96	College Wake Forest	No 17	Pos F																		
<b>Season</b>	<b>G</b> <b>GS</b> <b>Min</b> <b>FG</b> <b>FGA</b> <b>Pct</b> <b>3fg</b> <b>Att</b> <b>Pct</b> <b>FT</b> <b>FTA</b> <b>Pct</b> <b>Off</b> <b>Def</b> <b>Total</b> <b>Ast</b> <b>PF</b> <b>St</b> <b>TO</b> <b>BI</b> <b>Pts</b> <b>Avg</b>																					
1995-96	80	66	1930	250	585	.427	44	113	.389	90	136	.662	102	183	285	104	163	68	103	33	634	7.9

**Acquired** Signed as a free agent in Oct. 1995  
**Departed** Free agent not re-signed in July 1996



### Tarence Kinsey

Years	2006-07 to 2007-08	College South Carolina	No 7	Pos G																		
<b>Season</b>	<b>G</b> <b>GS</b> <b>Min</b> <b>FG</b> <b>FGA</b> <b>Pct</b> <b>3fg</b> <b>Att</b> <b>Pct</b> <b>FT</b> <b>FTA</b> <b>Pct</b> <b>Off</b> <b>Def</b> <b>Total</b> <b>Ast</b> <b>PF</b> <b>St</b> <b>TO</b> <b>BI</b> <b>Pts</b> <b>Avg</b>																					
2006-07	48	12	967	139	304	.457	13	46	.283	78	98	.796	29	68	97	41	57	53	46	1	369	7.7
2007-08	11	0	96	16	38	.421	3	7	.429	5	6	.833	3	9	12	2	11	3	3	0	40	3.6
<b>Total</b>	<b>59</b>	<b>12</b>	<b>1063</b>	<b>155</b>	<b>342</b>	<b>.453</b>	<b>16</b>	<b>53</b>	<b>.302</b>	<b>83</b>	<b>104</b>	<b>.798</b>	<b>32</b>	<b>77</b>	<b>109</b>	<b>43</b>	<b>68</b>	<b>56</b>	<b>49</b>	<b>1</b>	<b>409</b>	<b>6.9</b>

**Acquired** Signed by Memphis as a free agent on July 13, 2006  
**Departed** Waived on Dec. 18, 2007



### Brevin Knight

Years	2001-02 to 2002-03	College Stanford	No 33	Pos G																		
<b>Season</b>	<b>G</b> <b>GS</b> <b>Min</b> <b>FG</b> <b>FGA</b> <b>Pct</b> <b>3fg</b> <b>Att</b> <b>Pct</b> <b>FT</b> <b>FTA</b> <b>Pct</b> <b>Off</b> <b>Def</b> <b>Total</b> <b>Ast</b> <b>PF</b> <b>St</b> <b>TO</b> <b>BI</b> <b>Pts</b> <b>Avg</b>																					
2001-02	53	11	1151	141	334	.422	2	8	.250	87	115	.757	11	98	109	302	135	79	111	7	371	7.0
2002-03	55	4	928	97	228	.425	2	8	.250	20	37	.541	15	66	81	233	123	69	94	2	216	3.9
<b>Total</b>	<b>108</b>	<b>15</b>	<b>2079</b>	<b>238</b>	<b>562</b>	<b>.423</b>	<b>4</b>	<b>16</b>	<b>.250</b>	<b>107</b>	<b>152</b>	<b>.704</b>	<b>26</b>	<b>164</b>	<b>190</b>	<b>535</b>	<b>258</b>	<b>141</b>	<b>205</b>	<b>9</b>	<b>587</b>	<b>5.4</b>


**Acquired** Traded by the Hawks with Lorenzen Wright and the draft rights to Pau Gasol to the Memphis Grizzlies for Shareef Abdur-Rahim on July 19, 2001  
**Departed** Traded to Phoenix in Sept. 2003 in exchange for Jake Tsakalidis and Bo Outlaw



### Kosta Koufos

Years	2013-14 to 2014-15	College Ohio State	No 41	Pos C																		
<b>Season</b>	<b>G</b> <b>GS</b> <b>Min</b> <b>FG</b> <b>FGA</b> <b>Pct</b> <b>3fg</b> <b>Att</b> <b>Pct</b> <b>FT</b> <b>FTA</b> <b>Pct</b> <b>Off</b> <b>Def</b> <b>Total</b> <b>Ast</b> <b>PF</b> <b>St</b> <b>TO</b> <b>BI</b> <b>Pts</b> <b>Avg</b>																					
2013-14	80	22	1349	227	459	.495	0	0	---	60	93	.645	160	258	418	39	182	32	67	71	514	6.4
2014-15	81	3	1348	182	358	.508	0	0	---	55	85	.647	121	305	426	37	148	29	69	63	419	5.2
<b>Total</b>	<b>161</b>	<b>25</b>	<b>2697</b>	<b>409</b>	<b>817</b>	<b>.501</b>	<b>0</b>	<b>0</b>	<b>---</b>	<b>115</b>	<b>178</b>	<b>.646</b>	<b>281</b>	<b>563</b>	<b>844</b>	<b>76</b>	<b>330</b>	<b>61</b>	<b>136</b>	<b>134</b>	<b>933</b>	<b>5.8</b>

**Acquired** Traded by the Denver Nuggets to the Memphis Grizzlies for Darrell Arthur and the draft rights to Joffrey Lauvergne (55th overall in 2014 NBA Draft) on June 27, 2013  
**Departed** Signed a multi-year free agent contract with Sacramento on July 13, 2015



### Acie Law

Years	2010-11	College Texas A&M	No 2	Pos G																		
<b>Season</b>	<b>G</b> <b>GS</b> <b>Min</b> <b>FG</b> <b>FGA</b> <b>Pct</b> <b>3fg</b> <b>Att</b> <b>Pct</b> <b>FT</b> <b>FTA</b> <b>Pct</b> <b>Off</b> <b>Def</b> <b>Total</b> <b>Ast</b> <b>PF</b> <b>St</b> <b>TO</b> <b>BI</b> <b>Pts</b> <b>Avg</b>																					
2010-11	11	0	94	3	19	.158	0	6	.000	6	10	.600	3	8	11	14	10	4	10	0	12	1.1

**Acquired** Signed as a free agent on Aug. 5, 2010  
**Departed** Waived on Dec. 4, 2010



### Eric Leckner


Years	1996-97	College Wyoming	No 55	Pos F							
<b>Season</b>	<b>G</b> <b>GS</b> <b>Min</b> <b>FG</b> <b>FGA</b> <b>Pct</b> <b>3fg</b> <b>Att</b> <b>Pct</b> <b>FT</b> <b>FTA</b> <b>Pct</b> <b>Off</b> <b>Def</b> <b>Total</b> <b>Ast</b> <b>PF</b> <b>St</b> <b>TO</b> <b>BI</b> <b>Pts</b> <b>Avg</b>										
1996-97	19	1	115	14	30	.467	0	0	---	6	12





# ALL-TIME ROSTER

# ALL-TIME ROSTER



## Courtney Lee

Years	College Western Kentucky											No 5											Pos G										
Season	G	GS	Min	FG	FGA	Pct	3fg	Att	Pct	FT	FTA	Pct	Off	Def	Total	Ast	PF	St	TO	Bl	Pts	Avg											
2013-14	49	47	1469	205	431	.476	49	142	.345	81	90	.900	21	117	138	83	90	45	48	19	540	11.0											
2014-15	77	74	2354	288	643	.448	90	224	.402	111	129	.860	21	157	178	151	129	75	78	12	777	10.1											
2015-16	51	37	1489	192	419	.458	51	138	.370	76	92	.826	19	99	118	76	79	52	49	16	511	10.0											
Total	177	158	5312	685	1493	.459	190	504	.377	268	311	.862	61	373	434	310	298	173	175	47	1828	10.3											


**Acquired** As part of a three-team trade, traded by the Boston Celtics with a 2016 second round draft pick to the Memphis Grizzlies; Memphis traded Jerryd Bayless to Boston and traded a 2014 second round draft pick and a 2017 second round draft pick to the Oklahoma City Thunder; Oklahoma City traded Ryan Gomes to Boston and traded cash considerations to Memphis on Jan. 7, 2014  
**Departed** As part of a three-team trade, traded by Memphis to Charlotte; Charlotte traded two future second round draft picks and P.J. Hairston to Memphis and traded Brian Roberts to Miami; Miami traded two future second round draft picks and Chris Andersen to Memphis on Feb. 16, 2016



## Jon Leuer

Years	College Wisconsin											No 30											Pos F										
Season	G	GS	Min	FG	FGA	Pct	3fg	Att	Pct	FT	FTA	Pct	Off	Def	Total	Ast	PF	St	TO	Bl	Pts	Avg											
2012-13	19	0	96	15	24	.625	0	0	---	4	7	.571	8	16	24	3	10	4	3	0	34	1.8											
2013-14	49	0	642	121	246	.492	23	49	.469	37	47	.787	37	121	158	20	63	18	27	13	302	6.2											
2014-15	63	6	824	121	273	.443	7	29	.241	37	59	.627	50	157	207	46	86	17	35	9	286	4.5											
Total	131	6	1562	257	543	.473	30	78	.385	78	113	.690	95	294	389	69	159	39	65	22	622	4.7											


**Acquired** Traded by the Cleveland Cavaliers to the Memphis Grizzlies for Marreese Speights, Wayne Ellington, Josh Selby and a 2013 first round draft pick on Jan. 22, 2013  
**Departed** Traded by Memphis to Phoenix for the draft rights to Andrew Harrison (44th overall) on June 25, 2015



## Grant Long

Years	College Eastern Michigan											No 43											Pos F										
Season	G	GS	Min	FG	FGA	Pct	3fg	Att	Pct	FT	FTA	Pct	Off	Def	Total	Ast	PF	St	TO	Bl	Pts	Avg											
1999-00	42	1	920	74	167	.443	0	4	.000	55	71	.775	86	148	234	43	108	45	49	10	203	4.8											
2000-01	66	27	1507	140	319	.439	4	15	.267	112	157	.713	76	198	274	83	160	72	62	15	396	6.0											
2001-02	66	56	1868	164	385	.426	3	17	.176	86	123	.699	31	200	231	136	123	63	103	12	417	6.3											
Total	174	84	4295	378	871	.434	7	36	.194	253	351	.720	193	546	739	262	391	180	214	37	1016	5.8											


**Acquired** Signed as a free agent in Sept. 1999  
**Departed** Free agent not re-signed in July 2002



## Felipe Lopez

Years	College St. John's											No 13											Pos G										
Season	G	GS	Min	FG	FGA	Pct	3fg	Att	Pct	FT	FTA	Pct	Off	Def	Total	Ast	PF	St	TO	Bl	Pts	Avg											
1998-99	47	32	1218	169	379	.446	12	44	.273	87	135	.644	69	97	166	62	128	49	12	14	437	9.3											
1999-00	65	0	781	111	261	.425	3	18	.167	67	109	.615	59	65	124	44	94	32	53	17	292	4.5											
Total	112	32	1999	280	640	.438	15	62	.242	154	244	.631	128	162	290	106	222	81	135	31	729	6.5											


**Acquired** In a trade with San Antonio in June 1998 along with Carl Herrera in exchange for Antonio Daniels  
**Departed** Traded to Washington in Aug. 2000 along with Obinna Ekezie, Cherokee Parks and Dennis Scott in exchange for Isaac Austin



## Kyle Lowry

Years	College Villanova											No 1											Pos G										
Season	G	GS	Min	FG	FGA	Pct	3fg	Att	Pct	FT	FTA	Pct	Off	Def	Total	Ast	PF	St	TO	Bl	Pts	Avg											
2006-07	10	0	175	14	38	.368	3	8	.375	25	28	.893	12	19	31	32	20	14	12	1	56	5.6											
2007-08	82	9	2089	256	592	.432	36	140	.257	243	348	.698	41	209	250	296	185	92	127	22	791	9.6											
2008-09	49	21	1071	112	272	.412	17	69	.246	129	161	.801	13	98	111	178	89	48	79	8	370	7.6											
Total	141	30	3335	382	902	.424	56	217	.258	397	537	.739	66	326	392	506	294	154	218	31	1217	8.6											


**Acquired** Selected by Memphis in the first round (24th overall) in the 2006 NBA Draft  
**Departed** Traded to the Houston Rockets in exchange for the Orlando Magic's 2009 unprotected first round pick, Adonal Foyle, Mike Wilks and cash considerations as part of a three-team deal also involving Orlando on Feb. 19, 2009



## Kalin Lucas

Years	College Michigan State											No 27											Pos G										
Season	G	GS	Min	FG	FGA	Pct	3fg	Att	Pct	FT	FTA	Pct	Off	Def	Total	Ast	PF	St	TO	Bl	Pts	Avg											
2014-15	1	0	6	0	1	.000	0	0	---	0	0	---	0	0	0	0	1	1	0	0	0	0.0											


**Acquired** (1) Signed by Memphis as a free agent on Sept. 25, 2014; (2) Re-signed by Memphis as a Call-Up from the NBA Development League's Iowa Energy on Nov. 4, 2014; (3) Re-signed by Memphis as a Call-Up from the Iowa Energy on Nov. 19, 2014  
**Departed** Waived on Oct. 25, 2014; (2) Waived on Nov. 9, 2014; (3) Waived on Nov. 20, 2014



## George Lynch

Years	College North Carolina											No 34/9											Pos F										
Season	G	GS	Min	FG	FGA	Pct	3fg	Att	Pct	FT	FTA	Pct	Off	Def	Total	Ast	PF	St	TO	Bl	Pts	Avg											
1996-97	41	27	1059	137	291	.471	8	31	.258	60	97	.619	98	163	261	76	97	63	64	17	342	8.3											
1997-98	82	0	1493	248	516	.481	9	30	.300	111	158	.703	147	215	362	122	161	65	104	41	616	7.5											
Total	123	27	2552	385	807	.477	17	61	.279	171	255	.671	245	378	623	198	258	128	168	58	958	7.8											

**Acquired** In a trade with LA Lakers in July 1996 along with Anthony Peeler and a 2nd round pick in 1998 and 1999 for the Grizzlies 2nd round pick in 1998 and 1999  
**Departed** Free agent not re-signed July 1998



## Sam Mack

Years	College Houston											No 7											Pos G/F										
Season	G	GS	Min	FG	FGA	Pct	3fg	Att	Pct	FT	FTA	Pct	Off	Def	Total	Ast	PF	St	TO	Bl	Pts	Avg											
1997-98	57	54	1414	222	559	.397	110	269	.409	62	77	.805	30	103	133	101	117	41	69	11	616	10.8											
1998-99	19	15	577	86	212	.406	42	108	.389	28	30	.933	7	46	53	23	53	20	20	1	242	12.7											
Total	76	69	1991	308	771	.399	152	377	.403	90	107	.841	37	149	186	124	170	61	89	12	858	11.3											

**Acquired** In a trade with Houston in Oct. 1997 in exchange for a 2nd round draft pick  
**Departed** Traded to Houston in March 1999 in exchange for Rodrick Rhodes



## Rich Manning

Years	College Washington											No 15											Pos C										
Season	G	GS	Min	FG	FGA	Pct	3fg	Att	Pct	FT	FTA	Pct	Off	Def	Total	Ast	PF	St	TO	Bl	Pts	Avg											
1995-96	29	0	311	49	113	.434	0	1	.000	9	14	.643	16	39	55	7	37	3	17	6	107	3.7											
1996-97	16	1	128	18	48	.375	2	3	.667	6	8	.750	8	15	23	2	18	3	5	1	44	2.8											
Total	45	1	439	67	161	.416	2	4	.500	15	22	.682	24	54	78	9	55	6	22	7	151	3.4											


**Acquired** 1) Signed to a free agent contract in Oct. 1995; 2) Signed to a free agent contract in Jan. 1996  
**Departed** 1) Waived in Nov. 1995; 2) Waived in Jan. 1997



## Cuonzo Martin

Years	College Purdue											No 40											Pos G										
Season	G	GS	Min	FG	FGA	Pct	3fg	Att	Pct	FT	FTA	Pct	Off	Def	Total	Ast	PF	St	TO	Bl	Pts	Avg											
1995-96	4	0	19	3	5	.600	3	3	1.000	0	2	.000	1	1	2	2	1	1	1	0	9	2.3											

**Acquired** Signed to a 10-day contract in April 1996  
**Departed** Free agent not re-signed in July 1996



## Darrick Martin

Years	College UCLA											No 5											Pos G										
Season	G	GS	Min	FG	FGA	Pct	3fg	Att	Pct	FT	FTA	Pct	Off	Def	Total	Ast	PF	St	TO	Bl	Pts	Avg											
1995-96	24	0	402	59	131	.450	5	22	.227	38	46	.826	13	25	38	61	47	27	37	1	161	6.7											


**Acquired** Signed as a free agent in Nov. 1995  
**Departed** Traded to Minnesota in Jan. 1996 in exchange for a second round draft choice



## Jarrell Martin

Years	College Louisiana State											No 10											Pos F										
Season	G	GS	Min	FG	FGA	Pct	3fg	Att	Pct	FT	FTA	Pct	Off	Def	Total	Ast	PF	St	TO	Bl	Pts	Avg											
2015-16	27	0	380	54	116	.466	0	0	---	0	0	---	100	137	730	80	152	232	21	123	25	60	2.4										
2016-17	42	3	558	58	151	.384	9	25	.360	40	50	.800	42	120	162	8	91	17	28	9	165	3.9											
Total	69	3	938	112	267	.419	9	27	.333	85	112	.759	81	167	248	23	149	25	47	16	318	4.6											

**Acquired** Drafted by Memphis in the first round (25th overall) of the 2015 NBA Draft on June 25, 2015




## Tony Massenburg

Years	College Maryland											No 44											Pos F/C										
Season	G	GS	Min	FG	FGA	Pct	3fg	Att	Pct	FT	FTA	Pct	Off	Def	Total	Ast	PF	St	TO	Bl	Pts	Avg											
1997-98	61	13	894	148	309	.479	0	0	---	100	137	.730	80	152	232	21	123	25	60	24	396	6.5											
1998-99	43	35	1143	189	388	.487	0	0	---	0	0	---	103	155	665	83	174																



# ALL-TIME ROSTER

# ALL-TIME ROSTER



### Lee Mayberry

Years 1996-97 to 1998-99		College Arkansas										No 11		Pos G									
Season	G	GS	Min	FG	FGA	Pct	3fg	Att	Pct	FT	FTA	Pct	Off	Def	Total	Ast	PF	St	TO	Bl	Pts	Avg	
1996-97	80	38	1952	149	370	.403	83	221	.376	29	46	.630	29	105	134	329	159	60	90	8	410	5.1	
1997-98	79	32	1835	131	349	.375	63	180	.350	38	51	.745	19	95	114	349	164	65	113	10	363	4.6	
1998-99	9	0	126	7	19	.368	2	10	.200	4	5	.800	0	3	3	23	14	7	11	0	20	2.2	
Total	168	70	3913	287	738	.389	148	411	.360	71	102	.696	48	203	251	701	336	132	214	18	793	4.7	


**Acquired** Signed as a free agent in July 1996  
**Departed** Traded to Houston in a three-way deal in Aug. 1999



### O.J. Mayo

Years 2008-09 to 2011-12		College USC										No 32		Pos G									
Season	G	GS	Min	FG	FGA	Pct	3fg	Att	Pct	FT	FTA	Pct	Off	Def	Total	Ast	PF	St	TO	Bl	Pts	Avg	
2008-09	82	82	3120	562	1283	.438	145	378	.384	247	281	.879	56	252	308	262	204	91	226	13	1516	18.5	
2009-10	82	82	3113	542	1183	.458	136	355	.383	212	262	.809	61	250	311	242	174	98	176	17	1432	17.5	
2010-11	71	17	1869	304	747	.407	96	264	.364	99	131	.756	35	135	170	145	127	73	99	26	803	11.3	
2011-12	66	0	1771	300	736	.408	100	275	.364	133	172	.773	30	180	210	169	137	71	124	23	833	12.6	
Total	301	181	9873	1708	3949	.433	477	1272	.375	691	846	.817	182	817	999	818	642	333	625	79	4584	15.2	

**Acquired** Draft rights (third overall pick in the 2008 NBA Draft) traded by the Minnesota Timberwolves along with Marko Jaric, Antoine Walker and Greg Buckner in exchange for the draft rights to Kevin Love (fifth), Mike Miller, Brian Cardinal and Jason Collins on June 26, 2008  
**Departed** Free agent not re-signed



### Ray McCullum

Years 2015-16		High School Detroit Mercy										No 5		Pos G									
Season	G	GS	Min	FG	FGA	Pct	3fg	Att	Pct	FT	FTA	Pct	Off	Def	Total	Ast	PF	St	TO	Bl	Pts	Avg	
2015-16	10	3	219	28	79	.354	10	26	.385	3	5	.600	2	14	16	27	15	7	13	3	69	6.9	


**Acquired** Signed by Memphis to the first of two 10-day contracts pursuant to the NBA's hardship rules on March 12, 2016  
**Departed** Second 10-day contract expired on April 1, 2016



### Darius Miles

Years 2008-09		High School East St. Louis HS (IL)										No 3		Pos F									
Season	G	GS	Min	FG	FGA	Pct	3fg	Att	Pct	FT	FTA	Pct	Off	Def	Total	Ast	PF	St	TO	Bl	Pts	Avg	
2008-09	34	0	298	48	99	.485	1	6	.167	23	31	.742	19	38	57	17	32	11	21	20	120	3.5	

**Acquired** Originally signed as a free agent on Dec. 13, 2008 but was waived on Jan. 7, 2009. Re-signed with the team to the first of two consecutive 10-day contracts on Jan. 10, 2009 before signing for the remainder of the season on Jan. 30, 2009  
**Departed** Free agent not re-signed and renounced on July 9, 2009



### Darko Milicic

Years 2007-08 to 2008-09		From Novi Sad, Serbia										No 31		Pos C									
Season	G	GS	Min	FG	FGA	Pct	3fg	Att	Pct	FT	FTA	Pct	Off	Def	Total	Ast	PF	St	TO	Bl	Pts	Avg	
2007-08	70	64	1663	219	500	.438	0	1	.000	67	121	.554	127	297	424	58	185	32	101	114	505	7.2	
2008-09	61	15	1034	137	266	.515	0	0	---	59	105	.562	83	181	264	34	134	22	48	51	333	5.5	
Total	131	79	2697	356	766	.465	0	1	.000	126	226	.558	210	478	688	92	319	54	149	165	838	6.4	

**Acquired** Signed as a free agent on July 13, 2007  
**Departed** Traded to the New York Knicks in exchange for Quentin Richardson and cash considerations on June 25, 2009



### Mike Miller

Years 2002-03 to 2007-08, 2013-14		College Florida										No 33		Pos G/F									
Season	G	GS	Min	FG	FGA	Pct	3fg	Att	Pct	FT	FTA	Pct	Off	Def	Total	Ast	PF	St	TO	Bl	Pts	Avg	
2002-03	16	13	360	77	151	.510	22	44	.500	29	36	.806	6	49	55	31	34	6	26	5	205	12.8	
2003-04	65	65	1770	270	616	.436	80	215	.372	102	149	.766	42	174	216	232	162	59	107	14	722	11.1	
2004-05	76	51	2278	387	766	.505	140	323	.433	108	150	.720	36	264	300	220	197	54	127	23	1022	13.4	
2005-06	74	9	2268	354	760	.466	138	339	.407	168	210	.800	42	355	397	200	173	52	140	27	1014	13.7	
2006-07	70	69	2740	465	1010	.460	202	498	.406	161	203	.793	52	326	378	298	138	54	179	18	1293	18.5	
2007-08	70	70	2474	414	824	.502	155	359	.432	164	212	.774	51	416	467	240	145	35	182	16	1147	16.4	
2013-14	82	4	1707	213	443	.481	107	233	.459	46	56	.821	30	177	207	130	95	26	77	5	579	7.1	
Total	453	281	13597	2180	4570	.477	844	2011	.420	778	1008	.772	259	1761	2020	1351	944	286	838	108	5382	13.2	

**Acquired** 1) Traded by Orlando with Ryan Humphrey, a future first-round draft pick and a future second round draft pick for Gordan Giricek and Drew Gooden on Feb. 19, 2003; 2) Signed as a free agent on July 30, 2013  
**Departed** 1) Traded by the Memphis Grizzlies with the draft rights to Kevin Love (fifth overall in 2008), Brian Cardinal and Jason Collins to the Minnesota Timberwolves for the draft rights to O.J. Mayo (third overall in 2008), Greg Buckner, Marko Jaric and Antoine Walker on June 24, 2009; 2) Free agent not re-signed



### Eric Mobley

Years 1995-96 to 1996-97		College Pittsburgh										No 52		Pos C									
Season	G	GS	Min	FG	FGA	Pct	3fg	Att	Pct	FT	FTA	Pct	Off	Def	Total	Ast	PF	St	TO	Bl	Pts	Avg	
1995-96	34	1	611	72	131	.550	1	2	.500	37	83	.446	51	77	128	22	82	13	49	23	182	5.4	
1996-97	28	8	307	28	63	.444	0	0	---	16	30	.533	30	28	58	14	44	5	29	10	72	2.6	
Total	62	9	918	100	194	.515	1	2	.500	53	113	.469	81	105	186	36	126	18	78	33	254	4.1	

**Acquired** In a trade with Milwaukee in Nov. 1995 along with Eric Murdock in exchange for Benoit Benjamin  
**Departed** Waived in Oct. 1997



### Darius Morris

Years 2013-14		College Michigan										No 7		Pos G									
Season	G	GS	Min	FG	FGA	Pct	3fg	Att	Pct	FT	FTA	Pct	Off	Def	Total	Ast	PF	St	TO	Bl	Pts	Avg	
2013-14	5	0	66	6	16	.375	2	7	.286	1	3	.333	4	4	8	8	3	3	6	0	15	3.0	

**Acquired** Signed a 10-day contract with Memphis on Feb. 3, 2014  
**Departed** Not re-signed by Memphis on Feb. 14, 2014; 10-day contract expired



### Lawrence Moten

Years 1995-96 to 1996-97		College Syracuse										No 7/21		Pos G									
Season	G	GS	Min	FG	FGA	Pct	3fg	Att	Pct	FT	FTA	Pct	Off	Def	Total	Ast	PF	St	TO	Bl	Pts	Avg	
1995-96	44	3	573	112	247	.453	18	55	.327	49	75	.653	36	25	61	50	54	29	44	8	291	6.6	
1996-97	67	18	1214	171	441	.388	41	141	.291	64	99	.646	43	76	119	129	83	48	81	24	447	6.7	
Total	111	21	1787	283	688	.411	59	196	.301	113	174	.649	79	101	180	179	137	77	125	32	738	6.6	


**Acquired** Drafted 36th overall by the Grizzlies in the 1995 NBA Draft  
**Departed** Free agent not re-signed July 1997



### Xavier Munford

Years 2015-16		College Rhode Island										No 14		Pos G									
Season	G	GS	Min	FG	FGA	Pct	3fg	Att	Pct	FT	FTA	Pct	Off	Def	Total	Ast	PF	St	TO	Bl	Pts	Avg	
2015-16	14	0	244	32	77	.416	9	23	.391	7	14	.500	3	28	31	22	25	13	15	3	80	5.7	

**Acquired** Signed by Memphis to the first of two 10-day contracts pursuant to the NBA's hardship rules on March 16, 2016 and signed a multi-year contract on April 7, 2016  
**Departed** Became a free agent on July 1, 2016



### Eric Murdock

Years 1995-96		College Providence										No 14		Pos G									
Season	G	GS	Min	FG	FGA	Pct	3fg	Att	Pct	FT	FTA	Pct	Off	Def	Total	Ast	PF	St	TO	Bl	Pts	Avg	
1995-96	64	14	1480	220	521	.422	39	122	.320	106	131	.809	21	134	155	292	124	129	120	9	585	9.1	

**Acquired** In a trade with Milwaukee in Nov. 1995 along with Eric Mobley in exchange for Benoit Benjamin  
**Departed** Grizzlies renounced his rights in July 1996



### Juan Carlos Navarro

Years 2007-08		From Saint Feliu de Llobregat, Spain										No 2		Pos G									
Season	G	GS	Min	FG	FGA	Pct	3fg	Att	Pct	FT	FTA	Pct	Off	Def	Total	Ast	PF	St	TO	Bl	Pts	Avg	
2007-08	82	30	2117	308	766	.402	156	432	.361	124	146	.849	34	176	2								





# ALL-TIME ROSTER


# ALL-TIME ROSTER



### Ivano Newbill

Years	College Georgia Tech										No 40			Pos C								
Season	G	GS	Min	FG	FGA	Pct	3fg	Att	Pct	FT	FTA	Pct	Off	Def	Total	Ast	PF	St	TO	Bl	Pts	Avg
1997-98	28	2	249	20	57	.351	1	1	1.000	17	30	.567	24	45	69	9	38	10	17	3	58	2.1


**Acquired** Signed as a free agent in Sept. 1997  
**Departed** Free agent not re-signed July 1998



### Moochie Norris

Years	College West Florida										No 10			Pos G								
Season	G	GS	Min	FG	FGA	Pct	3fg	Att	Pct	FT	FTA	Pct	Off	Def	Total	Ast	PF	St	TO	Bl	Pts	Avg
1996-97	8	0	89	4	22	.182	2	10	.200	2	5	.400	3	9	12	23	5	4	5	0	12	1.5

**Acquired** Signed as a free agent in Dec. 1996  
**Departed** Waived in Dec. 1996



### Bo Outlaw

Years	College Houston										No 45			Pos F								
Season	G	GS	Min	FG	FGA	Pct	3fg	Att	Pct	FT	FTA	Pct	Off	Def	Total	Ast	PF	St	TO	Bl	Pts	Avg
2003-04	82	1	1606	159	312	.510	0	4	.000	61	116	.526	125	217	342	90	170	73	69	70	379	4.6

**Acquired** Traded by Phoenix along with Jake Tsakalidis in exchange for Brevin Knight, Cezary Trybanski and Robert Archibald on Sept. 30, 2003  
**Departed** Waived Nov. 1, 2004



### Chris Owens

Years	College Texas										No 20			Pos F								
Season	G	GS	Min	FG	FGA	Pct	3fg	Att	Pct	FT	FTA	Pct	Off	Def	Total	Ast	PF	St	TO	Bl	Pts	Avg
2002-03	1	0	6	2	3	.667	0	0	---	0	0	---	1	0	1	0	0	0	0	0	4	4.0

**Acquired** Selected by the Milwaukee Bucks in the second round (48th overall pick) in the 2002 NBA Draft. Draft rights traded by the Bucks to the Memphis Grizzlies for the 2003 second-round draft pick  
**Departed** Free agent not re-signed in July 2003



### Scott Padgett

Years	College Kentucky										No 34			Pos F								
Season	G	GS	Min	FG	FGA	Pct	3fg	Att	Pct	FT	FTA	Pct	Off	Def	Total	Ast	PF	St	TO	Bl	Pts	Avg
2006-07	7	0	33	1	7	.143	0	4	.000	0	2	.000	5	4	9	0	2	1	1	0	2	0.3

**Acquired** Traded to Memphis by Houston in exchange for Jake Tsakalidis on Feb. 13, 2007  
**Departed** Waived by Memphis on April 4, 2007



### Mitt Palacio

Years	College Colorado State										No 5			Pos G								
Season	G	GS	Min	FG	FGA	Pct	3fg	Att	Pct	FT	FTA	Pct	Off	Def	Total	Ast	PF	St	TO	Bl	Pts	Avg
1999-00	53	0	394	43	98	.439	0	2	.000	22	37	.595	17	34	51	48	32	20	44	0	108	2.0

**Acquired** Signed as a free agent in Sept. 1999  
**Departed** Free agent not re-signed July 2000



### Jeremy Pargo

Years	College Gonzaga										No 1			Pos G								
Season	G	GS	Min	FG	FGA	Pct	3fg	Att	Pct	FT	FTA	Pct	Off	Def	Total	Ast	PF	St	TO	Bl	Pts	Avg
2011-12	44	5	424	50	150	.333	10	38	.263	16	27	.593	12	25	37	55	46	15	46	0	126	2.9

**Acquired** Signed as a free agent on Dec. 10, 2011  
**Departed** Traded to the Cleveland Cavaliers with a 2014 second round pick and cash considerations for D.J. Kennedy on July 25, 2012



### Chandler Parsons

Years	College Florida										No 25			Pos F								
Season	G	GS	Min	FG	FGA	Pct	3fg	Att	Pct	FT	FTA	Pct	Off	Def	Total	Ast	PF	St	TO	Bl	Pts	Avg
2016-17	34	6	675	75	222	.338	25	93	.269	35	43	.814	6	78	84	55	52	20	24	5	210	6.2

**Acquired** Signed by Memphis to a multi-year contract on July 7, 2016



### Cherokee Parks

Years	College Duke										No 1			Pos F/C								
Season	G	GS	Min	FG	FGA	Pct	3fg	Att	Pct	FT	FTA	Pct	Off	Def	Total	Ast	PF	St	TO	Bl	Pts	Avg
1998-99	48	41	1118	118	275	.429	0	1	.000	30	55	.545	75	168	243	36	114	28	49	28	266	5.5
1999-00	56	14	808	72	145	.497	0	1	.000	24	37	.649	55	128	183	35	115	29	28	45	168	3.0
Total	104	55	1926	190	420	.452	0	2	.000	54	92	.587	130	296	426	71	229	57	77	73	434	4.2


**Acquired** Signed as a free agent in Jan. 1999  
**Departed** Traded to Washington in Aug. 2000 along with Obinna Ekezie, Felipe Lopez and Dennis Scott in exchange for Isaac Austin



### Anthony Peeler

Years	College Missouri										No 7/1			Pos G								
Season	G	GS	Min	FG	FGA	Pct	3fg	Att	Pct	FT	FTA	Pct	Off	Def	Total	Ast	PF	St	TO	Bl	Pts	Avg
1996-97	72	57	2291	402	1011	.398	128	343	.373	109	133	.820	54	193	247	256	168	105	157	17	1041	14.5
1997-98	8	8	202	35	72	.486	5	19	.263	4	6	.667	6	14	20	23	16	9	6	0	79	9.9
Total	80	65	2493	437	1083	.404	133	362	.367	113	139	.813	60	207	267	279	184	114	163	17	1120	14.0


**Acquired** In a trade with LA Lakers in July 1996 along with George Lynch and a second round pick in 1998 and 1999 for the Grizzlies second round pick in 1998 and 1999  
**Departed** Traded to Minnesota on Feb. 18, 1998 in exchange for Doug West



### Elliot Perry

Years	College Memphis										No 5			Pos G								
Season	G	GS	Min	FG	FGA	Pct	3fg	Att	Pct	FT	FTA	Pct	Off	Def	Total	Ast	PF	St	TO	Bl	Pts	Avg
2001-02	2	0	48	5	10	.500	0	0	---	1	2	.500	0	4	4	7	6	3	7	0	11	5.5


**Acquired** Signed to a 10-day contract in Feb. 2002  
**Departed** Free agent not re-signed in Feb. 2002



### Wesley Person

Years	College Auburn										No 1			Pos G/F								
Season	G	GS	Min	FG	FGA	Pct	3fg	Att	Pct	FT	FTA	Pct	Off	Def	Total	Ast	PF	St	TO	Bl	Pts	Avg
2002-03	66	44	1941	274	601	.456	100	231	.433	79	97	.814	24	168	192	112	64	42	56	19	727	11.0
2003-04	16	0	284	33	107	.308	11	43	.256	6	8	.750	2	16	18	23	11	5	16	2	83	5.2
Total	82	44	2225	307	708	.433	111	274	.405	85	105	.810	26	184	210	135	75	47	72	21	75	11.1


**Acquired** Traded by the Cavaliers to the Memphis Grizzlies for Nick Anderson and the draft rights to Mark Barnes on June 26, 2002  
**Departed** Traded to Portland with a conditional first round draft pick and cash considerations in Dec. 2003 in exchange for Bonzi Wells



### Dexter Pittman

Years	College Texas										No 45			Pos C								
Season	G	GS	Min	FG	FGA	Pct	3fg	Att	Pct	FT	FTA	Pct	Off	Def	Total	Ast	PF	St	TO	Bl	Pts	Avg
2012-13	7	0	20	1	6	.167	0	0	---	0	3	.000	3	2	5	0	4	0	1	0	2	0.3

**Acquired** Traded by the Miami Heat with a 2013 second round draft pick and cash considerations to the Memphis Grizzlies for the draft rights to Ricky Sanchez on Feb. 21, 2013  
**Departed** Waived on April 14, 2013



### Quincy Pondexter

Years	College Washington										No 20			Pos G/F								
Season	G	GS	Min	FG	FGA	Pct	3fg	Att	Pct	FT	FTA	Pct	Off	Def	Total	Ast	PF	St	TO	Bl	Pts	Avg
2011-12	64	8	1736	181	419	.452	22	73	.301	33	53	.623	55	71	126	27	90	27	30	5	271	4.2
2012-13	59	1	1243	128	299	.428	60	152	.395	59	75	.787	43	89	132	61	95	35	42	6	375	6.4
2013-14	15	2	270	31	79	.392	11	34	.324	21	26	.808	10	16	26	20	18	5	15	1	94	6.3
2014-15	30	2	540	48	135	.356	17	73	.233	21	30	.700	20	37	57	28	47	5	10	5	134	4.5
Total	168	13	3055	315	752	.419	110	332	.365	134	184	.728	128	213	341	136	250	72	97	17	874	5.2

**Acquired** Traded by the New Orleans Hornets to the Memphis Grizzlies for Greivis Vasquez on Dec. 24, 2011  
**Departed:** As part of a three-team trade, traded by Memphis with a 2015 second round draft pick to the New Orleans Pelicans; Memphis traded Tayshaun Prince and a future first round draft pick to the Boston Celtics; Boston traded Jeff Green to Memphis; New Orleans traded Austin Rivers to Boston and Russ Smith to Memphis on Jan. 12, 2015

INTRO  
PLAYERS  
EXECUTIVES  
BASKETBALL OPERATIONS  
BUSINESS OPERATIONS  
MEDIA  
COMMUNITY  
HISTORY  
PLAYOFFS  
REVIEW  
OPONENTS  
NBA  
FEDERFORUM  
A TA GLANCE



# ALL-TIME ROSTER


# ALL-TIME ROSTER



### James Posey

Years		College Xavier											No 41		Pos G/F							
Season	G	GS	Min	FG	FGA	Pct	3fg	Att	Pct	FT	FTA	Pct	Off	Def	Total	Ast	PF	St	TO	BI	Pts	Avg
2003-04	82	82	2451	368	770	.422	112	290	.332	278	335	.818	92	311	403	122	248	137	112	40	1126	13.7
2004-05	50	18	1382	127	356	.357	55	178	.309	96	111	.865	45	174	219	88	134	48	69	23	405	8.1
Total	132	100	3833	495	1126	.440	167	468	.357	374	446	.839	137	485	622	210	382	185	181	63	1531	11.6

**Acquired** Signed as a free agent on July 24, 2003  
**Departed** Traded to Miami along with Andre Emmett and Jason Williams as part of a five-team trade on Aug. 2, 2005



### Leon Powe

Years		College California											No 7		Pos F/C							
Season	G	GS	Min	FG	FGA	Pct	3fg	Att	Pct	FT	FTA	Pct	Off	Def	Total	Ast	PF	St	TO	BI	Pts	Avg
2010-11	16	0	141	30	60	.500	0	2	.000	28	46	.609	8	17	25	5	24	3	7	1	88	5.5

**Acquired** Signed as a free agent on March 5, 2011  
**Departed** Free agent not re-signed



### Brent Price

Years		College Oklahoma											No 20		Pos G							
Season	G	GS	Min	FG	FGA	Pct	3fg	Att	Pct	FT	FTA	Pct	Off	Def	Total	Ast	PF	St	TO	BI	Pts	Avg
1999-00	41	0	424	41	119	.345	25	68	.368	34	39	.872	8	29	37	69	63	17	47	1	141	3.4
2000-01	6	0	30	3	11	.273	1	4	.250	6	7	.857	1	3	4	5	8	2	4	0	13	2.2
Total	47	0	454	44	130	.338	26	72	.361	40	46	.870	9	32	41	74	71	19	51	1	154	3.3

**Acquired** In a three-team trade with Houston and Orlando in Aug. 1999  
**Departed** Traded to Sacramento in June 2001 with Mike Bibby in exchange for Jason Williams and Nick Anderson



### Tayshaun Prince

Years		College Kentucky											No 21		Pos F							
Season	G	GS	Min	FG	FGA	Pct	3fg	Att	Pct	FT	FTA	Pct	Off	Def	Total	Ast	PF	St	TO	BI	Pts	Avg
2012-13	37	36	1174	144	336	.429	15	41	.366	22	37	.595	29	126	155	85	41	27	35	12	325	8.8
2013-14	76	76	1948	200	492	.407	20	69	.290	34	60	.567	32	202	234	119	63	39	41	19	454	6.0
2014-15	26	9	628	75	183	.410	15	33	.455	25	30	.833	21	62	83	37	22	9	15	6	190	7.3
Total	139	121	3750	419	1011	.414	50	143	.350	81	127	.638	82	390	472	241	126	75	91	37	969	7.0

**Acquired** As part of a three-team trade, traded by the Detroit Pistons with Austin Daye to the Memphis Grizzlies; Memphis traded Rudy Gay and Hamed Haddadi to the Toronto Raptors; Toronto traded Ed Davis and a 2013 second round draft pick to Memphis and traded Jose Calderon to Detroit on Jan. 30, 2013  
**Departed** As part of a three-team trade, traded by Memphis with a future first round draft pick to the Boston Celtics; Memphis traded Quincy Pondexter and a 2015 second round draft pick to the New Orleans Pelicans; Boston traded Jeff Green to Memphis; New Orleans traded Austin Rivers to Boston and Russ Smith to Memphis on Jan. 12, 2015



### Zach Randolph

Years		College Michigan State											No 50		Pos F							
Season	G	GS	Min	FG	FGA	Pct	3fg	Att	Pct	FT	FTA	Pct	Off	Def	Total	Ast	PF	St	TO	BI	Pts	Avg
2009-10	81	81	3050	652	1336	.488	15	52	.288	362	465	.778	330	620	950	149	226	80	174	34	1681	20.8
2010-11	75	74	2724	598	1188	.503	8	43	.186	300	396	.758	326	588	914	163	175	63	151	25	1504	20.1
2011-12	28	8	735	132	285	.463	2	8	.250	58	88	.659	78	147	225	48	57	21	40	4	324	11.6
2012-13	76	75	2607	471	1024	.460	2	23	.087	225	300	.750	310	544	854	108	180	61	150	31	1169	15.4
2013-14	79	79	2705	560	1198	.467	2	20	.100	250	337	.742	265	530	795	200	210	54	183	23	1372	17.4
2014-15	71	71	2304	454	932	.487	7	20	.350	228	298	.765	225	522	747	153	175	69	156	14	1143	16.1
2015-16	68	53	2016	431	907	.475	6	26	.231	172	216	.796	179	350	529	142	146	43	105	13	1040	15.3
2016-17	73	5	1786	433	964	.449	21	94	.223	141	193	.731	182	416	598	122	136	38	99	10	1028	14.1
Total	551	446	17928	3731	7834	.476	63	286	.220	1736	2293	.757	1895	3717	5612	1085	1305	429	1058	154	9261	16.8

**Acquired** Traded by the Los Angeles Clippers in exchange for Quentin Richardson on July 17, 2009  
**Departed** Became a free agent on July 1, 2017



### Bryant Reeves

Years		College Oklahoma State											No 50		Pos C							
Season	G	GS	Min	FG	FGA	Pct	3fg	Att	Pct	FT	FTA	Pct	Off	Def	Total	Ast	PF	St	TO	BI	Pts	Avg
1995-96	77	63	2460	401	877	.457	0	3	.000	219	299	.732	178	392	570	109	226	43	157	55	1021	13.3
1996-97	75	75	2777	498	1025	.486	1	11	.091	216	307	.704	174	436	610	160	270	29	175	67	1213	16.2
1997-98	74	74	2527	492	941	.523	0	4	.000	223	316	.706	196	389	585	155	278	39	156	80	1207	16.3
1998-99	25	14	702	102	251	.406	0	1	.000	67	116	.578	50	88	138	37	103	13	47	8	271	10.8
1999-00	69	67	1773	252	562	.448	0	4	.000	107	165	.648	126	264	390	82	245	33	119	38	611	8.9
2000-01	75	48	1832	254	552	.460	1	4	.250	113	142	.796	132	320	452	80	243	43	90	54	622	8.3
Total	395	341	12071	1999	4208	.475	2	27	.074	945	1345	.703	856	1889	2745	623	1365	200	744	302	4945	12.5

**Acquired** Drafted sixth overall by the Grizzlies in the 1995 NBA Draft  
**Departed** Retired Jan. 29, 2002



### Rodrick Rhodes

Years		College USC											No 12		Pos G/F							
Season	G	GS	Min	FG	FGA	Pct	3fg	Att	Pct	FT	FTA	Pct	Off	Def	Total	Ast	PF	St	TO	BI	Pts	Avg
1998-99	10	1	123	11	44	.250	1	7	.143	11	19	.579	7	6	13	10	16	4	15	2	34	3.4

**Acquired** In a trade with Houston in March 1999 in exchange for Sam Mack  
**Departed** Traded to Orlando in a three-way deal in Aug. 1999



### Jeremy Richardson

Years		College Delta State											No 3		Pos G/F							
Season	G	GS	Min	FG	FGA	Pct	3fg	Att	Pct	FT	FTA	Pct	Off	Def	Total	Ast	PF	St	TO	BI	Pts	Avg
2007-08	3	0	15	0	6	.000	0	2	.000	0	0	---	0	1	1	1	2	0	1	0	0	0.0

**Acquired** Signed by Memphis as a free agent on Dec. 20, 2007  
**Departed** Waived on Jan. 7, 2008



### Anthony Roberson

Years		College Florida											No 3		Pos G							
Season	G	GS	Min	FG	FGA	Pct	3fg	Att	Pct	FT	FTA	Pct	Off	Def	Total	Ast	PF	St	TO	BI	Pts	Avg
2005-06	16	0	88	14	31	.452	5	10	.500	2	2	1.000	0	6	6	5	6	1	3	0	35	2.2

**Acquired** Signed by the Grizzlies as a free agent on Aug. 18, 2005  
**Departed** Waived by the Grizzlies in July 2006



### Lawrence Roberts

Years		College Mississippi State											No 44		Pos F							
Season	G	GS	Min	FG	FGA	Pct	3fg	Att	Pct	FT	FTA	Pct	Off	Def	Total	Ast	PF	St	TO	BI	Pts	Avg
2005-06	33	0	181	20	44	.455	0	2	.000	11	23	.478	26	23	49	5	30	8	5	2	51	1.5
2006-07	54	18	969	94	208	.452	0	2	.000	95	131	.725	101	160	261	30	133	36	36	13	283	5.2
Total	87	18	1150	114	252	.452	0	4	.000	106	154	.688	127	183	310	35	163	44	41	15	334	3.8

**Acquired** Draft rights traded to Memphis by Seattle in exchange for two future second round draft picks and cash considerations on June 28, 2005  
**Departed** Free agent not re-signed July 2007



### Chris Robinson


Years		College Western Kentucky											No 5		Pos G							
Season	G	GS	Min	FG	FGA	Pct	3fg	Att	Pct	FT	FTA	Pct	Off	Def	Total	Ast	PF	St	TO	BI	Pts	Avg
1996-97	41	6	681	69	182	.379	34	89	.382	16	26	.615	23	48	71	65	85	28	34	9	188	4.6
1997-98	16	0	143	23	63	.365	7	24	.292	1	2	.500	0	13	13	10	21	7	15	1	54	3.4
Total	57	6	824	92	245	.376	41	113	.363	17	28	.607	23	61	84	75	106	35				





# ALL-TIME ROSTER

# ALL-TIME ROSTER



### Quinton Ross

Years 2008-09		College Southern Methodist										No 13			Pos F/G							
Season	G	GS	Min	FG	FGA	Pct	3fg	Att	Pct	FT	FTA	Pct	Off	Def	Total	Ast	PF	St	TO	Bl	Pts	Avg
2008-09	6	7	1164	99	259	.382	33	88	.375	34	42	.810	29	97	126	47	114	32	36	14	265	3.9

**Acquired** Signed as a free agent on Sept. 28, 2008  
**Departed** Contract expired on June 30, 2009



### Jason Sasser

Years 1998-99		College Texas Tech										No 23			Pos F							
Season	G	GS	Min	FG	FGA	Pct	3fg	Att	Pct	FT	FTA	Pct	Off	Def	Total	Ast	PF	St	TO	Bl	Pts	Avg
1998-99	6	0	389	5	11	.455	0	0	---	1	2	.500	2	5	7	2	4	2	2	0	11	1.8

**Acquired** Signed as a free agent in Jan. 1999  
**Departed** Waived in Feb. 1999



### Byron Scott

Years 1995-96		College Arizona State										No 4			Pos G							
Season	G	GS	Min	FG	FGA	Pct	3fg	Att	Pct	FT	FTA	Pct	Off	Def	Total	Ast	PF	St	TO	Bl	Pts	Avg
1995-96	80	0	1894	271	676	.401	74	221	.335	203	243	.835	40	152	192	123	126	63	100	22	819	10.2

**Acquired** In the 1995 Expansion Draft (from Indiana 18th overall)  
**Departed** Waived in July 1996



### Dennis Scott

Years 1999-00		College Georgia Tech										No 9			Pos F							
Season	G	GS	Min	FG	FGA	Pct	3fg	Att	Pct	FT	FTA	Pct	Off	Def	Total	Ast	PF	St	TO	Bl	Pts	Avg
1999-00	66	0	1263	125	333	.375	2	189	.376	48	57	.842	16	90	106	69	104	29	30	9	369	5.6

**Acquired** Signed as a free agent in Aug. 1999  
**Departed** Traded to Washington in Aug. 2000 along with Obinna Ekezie, Felipe Lopez and Cherokee Parks in exchange for Isaac Austin



### Josh Selby

Years 2011-12 to 2012-13		College Kansas										No 2			Pos G							
Season	G	GS	Min	FG	FGA	Pct	3fg	Att	Pct	FT	FTA	Pct	Off	Def	Total	Ast	PF	St	TO	Bl	Pts	Avg
2011-12	28	0	237	25	72	.347	2	15	.133	11	14	.786	2	13	15	30	17	7	29	0	63	2.3
2012-13	10	0	59	6	22	.273	1	6	.167	7	11	.636	0	5	5	4	7	2	7	0	20	2.0
Total	38	0	296	31	94	.330	3	21	.143	18	25	.720	2	18	20	34	24	9	36	0	83	2.2


**Acquired** Selected by Memphis in the second round (49th overall) in the 2011 NBA Draft  
**Departed** Traded with Marreese Speights, Wayne Ellington and a 2013 first round draft pick to the Cleveland Cavaliers for Jon Leuer on Jan. 22, 2013



### Wayne Selden

Years 2016-17		College Kansas										No 7			Pos G/F							
Season	G	GS	Min	FG	FGA	Pct	3fg	Att	Pct	FT	FTA	Pct	Off	Def	Total	Ast	PF	St	TO	Bl	Pts	Avg
2016-17	11	2	189	20	50	.400	3	21	.143	12	18	.667	1	10	11	12	12	4	9	1	55	5.0

**Acquired** 1) Signed by Memphis on July 26, 2016; 2) Signed by Memphis to a multi-year contract on March 18, 2017 and re-signed on July 1, 2017  
**Departed** 1) Waived by Memphis on Oct. 22, 2016



### Brian Skinner

Years 2011-12		College Baylor										No 3			Pos F/C							
Season	G	GS	Min	FG	FGA	Pct	3fg	Att	Pct	FT	FTA	Pct	Off	Def	Total	Ast	PF	St	TO	Bl	Pts	Avg
2011-12	1	0	4	0	1	.000	0	0	---	0	0	---	0	0	0	0	1	0	0	0	0	0.0


**Acquired** Signed as a free agent on Dec. 10, 2011  
**Departed** Waived on Dec. 29, 2011



### Ish Smith

Years 2010-11		College Wake Forest										No 5			Pos G							
Season	G	GS	Min	FG	FGA	Pct	3fg	Att	Pct	FT	FTA	Pct	Off	Def	Total	Ast	PF	St	TO	Bl	Pts	Avg
2010-11	15	0	113	11	32	.344	0	2	.000	5	11	.455	1	4	5	15	11	5	8	0	27	1.8

**Acquired** Traded by the Houston Rockets with Shane Battier in exchange for Hasheem Thabeet, DeMarre Carroll and a future, lottery-protected first round draft pick on Feb. 24, 2011  
**Departed** Waived on Dec. 14, 2011



### Michael Smith

Years 1997-98 to 1998-99		College Providence										No 34			Pos F							
Season	G	GS	Min	FG	FGA	Pct	3fg	Att	Pct	FT	FTA	Pct	Off	Def	Total	Ast	PF	St	TO	Bl	Pts	Avg
1997-98	30	29	706	67	133	.504	0	1	.000	48	73	.658	85	121	206	59	60	26	36	6	182	6.1
1998-99	48	10	1098	77	144	.535	0	1	.000	76	128	.594	135	215	350	48	107	46	60	18	230	4.8
Total	78	39	1804	144	277	.520	0	2	.000	124	201	.617	220	336	556	107	167	72	96	24	412	5.3


**Acquired** In a trade with Sacramento in Feb. 1998 along with Bobby Hurley in exchange for Otis Thorpe and Chris Robinson  
**Departed** Traded to Orlando in a three-way deal in Aug. 1999



### Russ Smith

Years 2014-15 to 2015-16		College Louisville										No 2			Pos G							
Season	G	GS	Min	FG	FGA	Pct	3fg	Att	Pct	FT	FTA	Pct	Off	Def	Total	Ast	PF	St	TO	Bl	Pts	Avg
2014-15	6	0	36	6	15	.400	1	5	.200	12	13	.923	1	2	3	6	7	3	5	0	25	4.2
2015-16	15	0	66	7	22	.318	1	5	.200	8	13	.615	1	8	9	11	5	5	7	1	23	1.5
Total	21	0	102	13	37	.351	2	10	.200	20	26	.769	2	10	12	17	12	8	12	1	48	2.3


**Acquired** As part of a three-team trade, traded by the New Orleans Pelicans to Memphis; Memphis traded Austin Rivers to the Boston Celtics; Boston traded Jeff Green to Memphis; Memphis traded Tayshaun Prince and a future first round draft pick to Boston; Memphis traded Quincy Pondexter and a 2015 second round draft pick to New Orleans on Jan. 12, 2015  
**Departed** Waived on Dec. 29, 2015.



### Theron Smith

Years 2003-04		College Ball State										No 0			Pos F							
Season	G	GS	Min	FG	FGA	Pct	3fg	Att	Pct	FT	FTA	Pct	Off	Def	Total	Ast	PF	St	TO	Bl	Pts	Avg
2003-04	20	0	178	16	43	.372	6	12	.500	6	8	.750	13	28	41	7	18	5	14	5	44	2.2

**Acquired** Signed as a free agent on July 16, 2003  
**Departed** Selected by the Charlotte Bobcats in the 2004 NBA Expansion Draft



### Will Solomon

Years 2001-02		College Clemson										No 1			Pos G							
Season	G	GS	Min	FG	FGA	Pct	3fg	Att	Pct	FT	FTA	Pct	Off	Def	Total	Ast	PF	St	TO	Bl	Pts	Avg
2001-02	62	4	872	113	331	.341	46	162	.284	49	73	.671	12	56	68	92	76	35	62	7	321	5.2

**Acquired** Selected in the second round (33rd pick overall) of the 2001 NBA Draft  
**Departed** Free agent not re-signed in July 2002



### Marreese Speights

Years 2011-12 to 2012-13		College Florida										No 5			Pos F/C							
Season	G	GS	Min	FG	FGA	Pct	3fg	Att	Pct	FT	FTA	Pct	Off	Def	Total	Ast	PF	St	TO	Bl	Pts	Avg
2011-12	60	54	1345	221	488	.453	0	3	.000	84	109	.771	133	241	374	48	147	21	74	29	526	8.8
2012-13	40	2	579	106	247	.429	2	4	.400	48	67	.716	76	113	189	18	86	10	35	27	282	6.6
Total	100	56	1924	327	735	.445	2	7	.286	132	176	.750	209	354	563	66	233	31	109	56	788	7.9

**Acquired** As part of a three-team trade on Jan. 4, 2012, traded by the Philadelphia 76ers to Memphis; Memphis traded Xavier Henry to the New Orleans Hornets and a 2012 second round pick to Philadelphia; New Orleans traded a 2013 second round pick to Philadelphia  
**Departed** Traded with Wayne Ellington, Josh Selby and a 2013 first round draft pick to the Cleveland Cavaliers for Jon Leuer on Jan. 22, 2013



### Joe Stephens

Years 1999-00		College Arkansas-Little Rock										No 25			Pos F							
Season	G	GS	Min	FG	FGA	Pct	3fg	Att	Pct	FT	FTA	Pct	Off	Def	Total	Ast	PF	St	TO	Bl	Pts	Avg
1999-00	13	0	181	19	51	.373	0	8	.000	3	4	.750	13	23	36	11	9	7	6	3	41	3.2

**Acquired** Signed as a free agent in Oct. 1999  
**Departed** Waived in Nov. 1999

INTRO  
PLAYERS  
EXECUTIVES  
BASKETBALL OPERATIONS  
BUSINESS OPERATIONS  
MEDIA  
COMMUNITY  
HISTORY  
PLAYOFFS  
REVIEW  
OPPONENTS  
NBA  
FEDERFORUM  
AT A GLANCE



# ALL-TIME ROSTER


# ALL-TIME ROSTER



### Lance Stephenson

Years	College Cincinnati										No 1										Pos G/F									
Season	G	GS	Min	FG	FGA	Pct	3fg	Att	Pct	FT	FTA	Pct	Off	Def	Total	Ast	PF	St	TO	Bl	Pts	Avg								
2015-16	26	3	692	146	308	.474	11	31	.355	66	81	.815	21	94	115	73	56	19	46	6	369	14.2								

**Acquired** Traded by the Los Angeles Clippers with a future first round draft pick to Memphis for Jeff Green on Feb. 18, 2016  
**Departed** Became a free agent on July 1, 2016



### Alex Stepheson

Years	College USC										No 35										Pos C									
Season	G	GS	Min	FG	FGA	Pct	3fg	Att	Pct	FT	FTA	Pct	Off	Def	Total	Ast	PF	St	TO	Bl	Pts	Avg								
2015-16	4	0	61	8	26	.308	0	0	---	4	10	.400	18	8	26	2	8	1	0	3	20	5.0								

**Acquired** Signed by Memphis to a 10-day contract pursuant to the NBA's hardship rules on March 12, 2016  
**Departed** 10-day contract expired on March 22, 2016



### Jarnell Stokes

Years	College Tennessee										No 1										Pos F/C									
Season	G	GS	Min	FG	FGA	Pct	3fg	Att	Pct	FT	FTA	Pct	Off	Def	Total	Ast	PF	St	TO	Bl	Pts	Avg								
2014-15	19	2	862	114	287	.397	36	104	.346	53	62	.855	23	72	95	128	49	19	55	1	317	11.7								
2015-16	2	0	4	0	0	---	0	0	---	0	0	---	1	1	2	0	0	0	0	0	0	0.0								
Total	21	2	130	21	37	.568	0	0	---	15	28	.536	17	19	36	4	25	5	7	5	57	2.7								


**Acquired** Draft rights (35th overall in the 2014 NBA Draft) traded by the Utah Jazz to the Memphis Grizzlies for a 2016 second round draft pick on June 26, 2014  
**Departed** Traded by Memphis with Beno Udrih to Miami for Mario Chalmers and James Ennis on Nov. 10, 2015.



### Damon Stoudamire

Years	College Arizona										No 20										Pos G									
Season	G	GS	Min	FG	FGA	Pct	3fg	Att	Pct	FT	FTA	Pct	Off	Def	Total	Ast	PF	St	TO	Bl	Pts	Avg								
2005-06	27	27	862	114	287	.397	36	104	.346	53	62	.855	23	72	95	128	49	19	55	1	317	11.7								
2006-07	62	51	1501	171	437	.391	59	175	.337	66	83	.795	31	108	139	299	95	47	101	2	467	7.5								
2007-08	29	29	624	77	194	.397	36	94	.383	21	26	.808	14	57	71	112	46	19	50	0	211	7.3								
Total	118	107	2987	362	918	.394	131	373	.351	140	171	.819	68	237	305	539	190	85	206	3	995	8.4								


**Acquired** Signed by Memphis as a free agent on Aug. 5, 2005  
**Departed** Waived on Jan. 28, 2008



### Erick Strickland

Years	College Nebraska										No 25										Pos G									
Season	G	GS	Min	FG	FGA	Pct	3fg	Att	Pct	FT	FTA	Pct	Off	Def	Total	Ast	PF	St	TO	Bl	Pts	Avg								
2000-01	22	0	409	41	136	.301	14	48	.292	44	51	.863	9	67	76	66	42	22	27	1	140	6.4								

**Acquired** In a trade with New York in Feb. 2001 along with two draft picks in exchange for Othella Harrington  
**Departed** Free agent not re-signed in July 2001



### Stromile Swift

Years	College Louisiana State										No 4										Pos F/C									
Season	G	GS	Min	FG	FGA	Pct	3fg	Att	Pct	FT	FTA	Pct	Off	Def	Total	Ast	PF	St	TO	Bl	Pts	Avg								
2000-01	80	6	1312	153	339	.451	0	4	.000	85	141	.603	109	175	284	28	160	62	64	82	391	4.9								
2001-02	68	14	1805	293	611	.480	0	3	.000	217	305	.711	161	269	460	50	178	53	122	113	803	11.8								
2002-03	67	26	1478	235	489	.481	0	2	.000	177	245	.722	114	270	384	45	152	55	99	104	647	9.7								
2003-04	77	10	1528	268	571	.469	1	4	.250	190	262	.725	141	237	378	38	188	56	88	118	727	9.4								
2004-05	60	14	1279	219	488	.449	0	4	.000	166	219	.758	92	181	273	43	182	41	90	92	604	10.1								
2006-07	54	18	1029	161	346	.465	0	5	.000	97	134	.724	85	165	250	17	146	30	69	62	419	7.8								
2007-08	35	4	549	93	177	.525	0	2	.000	52	81	.642	46	83	129	22	74	10	39	36	238	6.8								
Total	441	92	8980	1422	3021	.471	1	24	.042	984	1387	.709	748	1380	2128	243	1080	307	571	607	3829	8.7								

**Acquired** 1) Selected second overall by Vancouver in the 2000 NBA Draft. 2) Traded to Memphis by Houston along with the draft rights to Rudy Gay in exchange for Shane Battier on July 12, 2006


**Departed** 1) Free agent not re-signed in July 2005; 2) Traded to New Jersey in exchange for Jason Collins and cash considerations on Feb. 4, 2008



### Hasheem Thabeet

Years	College Connecticut										No 34										Pos C									
Season	G	GS	Min	FG	FGA	Pct	3fg	Att	Pct	FT	FTA	Pct	Off	Def	Total	Ast	PF	St	TO	Bl	Pts	Avg								
2009-10	68	13	883	77	131	.588	0	0	---	54	93	.581	85	158	243	11	162	15	43	89	208	3.1								
2010-11	45	0	369	17	39	.436	0	0	---	19	35	.543	24	51	75	4	73	9	17	15	53	1.2								
Total	113	13	1252	94	170	.553	0	0	---	73	128	.570	109	209	318	15	235	24	60	104	261	2.3								

**Acquired** Selected by the Grizzlies in the first round (second overall) of the 2009 NBA Draft  
**Departed** Traded to the Houston Rockets with DeMarre Carroll and a future lottery-protected first round draft pick in exchange for Shane Battier and Ish Smith on Feb. 24, 2011



### John Thomas

Years	College Minnesota										No 25										Pos F/C									
Season	G	GS	Min	FG	FGA	Pct	3fg	Att	Pct	FT	FTA	Pct	Off	Def	Total	Ast	PF	St	TO	Bl	Pts	Avg								
2005-06	3	0	25	2	1	1.000	0	0	---	0	0	---	0	0	0	1	3	0	2	1	4	1.3								

**Acquired** Signed by the Grizzlies as a free agent on Oct. 2, 2005  
**Departed** Waived by the Grizzlies on Nov. 22, 2005



### Tyrus Thomas

Years	College Louisiana State										No 13										Pos F									
Season	G	GS	Min	FG	FGA	Pct	3fg	Att	Pct	FT	FTA	Pct	Off	Def	Total	Ast	PF	St	TO	Bl	Pts	Avg								
2014-15	2	0	7	1	1	1.000	0	0	---	2	2	1.000	0	0	0	1	0	0	0	0	4	2.0								


**Acquired** Signed by Memphis to a 10-day contract as a Call-Up from the NBA Development League's Iowa Energy on Jan. 22, 2015  
**Departed** 10-day contract expired and became a free agent on Feb. 1, 2015



### Otis Thorpe

Years	College Providence										No 10										Pos F/C									
Season	G	GS	Min	FG	FGA	Pct	3fg	Att	Pct	FT	FTA	Pct	Off	Def	Total	Ast	PF	St	TO	Bl	Pts	Avg								
1997-98	47	46	1574	205	430	.477	0	4	.000	118	170	.694	100	271	371	161	158	30	115	23	528	11.2								

**Acquired** In a trade with Detroit in Aug. 1997 in exchange for a future first round draft pick  
**Departed** Traded to Sacramento in Feb. 1998 along with Chris Robinson in exchange for Michael Smith and Bobby Hurley



### Jamaal Tinsley

Years	College Iowa State										No 10										Pos G									
Season	G	GS	Min	FG	FGA	Pct	3fg	Att	Pct	FT	FTA	Pct	Off	Def	Total	Ast	PF	St	TO	Bl	Pts	Avg								
2009-10	38	1	588	52	140	.371	7	39	.179	22	27	.815	11	55	66	108	67	33	63	5	133	3.5								


**Acquired** Signed as a free agent on Nov. 14, 2009  
**Departed** Contract expired on June 30, 2010



### Cezary Trybanski

Years	From Warsaw, Poland										No 15										Pos C									
Season	G	GS	Min	FG	FGA	Pct	3fg	Att	Pct	FT	FTA	Pct	Off	Def	Total	Ast	PF	St	TO	Bl	Pts	Avg								
2002-03	15	0	86	5	20	.250	0	0	---	4	10	.400	6	8	14	1	13	0	8	6	14	0.9								

**Acquired** Signed by the Memphis Grizzlies on July 22, 2002  
**Departed** Traded to Phoenix in Sept. 2003 in exchange for Jake Tsakalidis and Bo Outlaw



### Jake Tsakalidis

Years	From Rustavi, Georgia										No 12										Pos C									
Season	G	GS	Min	FG	FGA	Pct	3fg	Att	Pct	FT	FTA	Pct	Off	Def	Total	Ast	PF	St	TO	Bl	Pts	Avg								
2003-04	40	28	533	67	133	.475	0	0	---	36	61	.590	37	91	128	18	79	9	23	22	170	4.3								
2004-05	31	1	278	32	64	.500	0	0	---	14	18	.778	21	35	56	10	42	3	12	16	78	2.5								
2005-06	51	19	732	100	165	.606	0	0	---	57	87	.655	78	134	212	13	107	14	39	32	257	5.0								
2006-07	23	7	258	20	50	.400	0	0	---	14	24	.583	24	40	64	2	34	7	21	11	54	2.3								
Total	145	55	1801	219	412	.532	0	0	---	121	190	.637	160	300	460	43	262	33	95	81	559	3.9								

**Acquired** Traded by Phoenix along with Bo Outlaw in exchange for Brevin Knight, Cezary Trybanski and Robert Archibald on Sept. 30, 2003  
**Departed** Traded to Houston in exchange for Scott Padgett on Feb. 13, 2007

INTRO

PLAYERS

EXECUTIVES

BASKETBALL OPERATIONS

BUSINESS OPERATIONS

MEDIA

COMMUNITY

HISTORY

PLAYOFFS

REVIEW

OPONENTS

NBA

FEDERFORUM

AT A GLANCE





# ALL-TIME ROSTER

# ALL-TIME ROSTER



### Beno Udrih

Years 2013-14 to 2015-16		From Celje, Slovenia							No 19							Pos G						
Season	G	GS	Min	FG	FGA	Pct	3fg	Att	Pct	FT	FTA	Pct	Off	Def	Total	Ast	PF	St	TO	Bl	Pts	Avg
2013-14	10	0	55	10	18	.556	2	2	1.000	5	6	.833	0	2	2	6	4	1	5	1	27	2.7
2014-15	79	12	1494	246	505	.487	26	97	.268	87	102	.853	20	123	143	220	88	46	89	8	605	7.7
2015-16	8	0	120	20	46	.435	4	11	.364	3	3	1.000	2	7	9	26	11	3	11	1	47	5.9
Total	97	12	1669	276	569	.485	32	110	.291	95	111	.856	22	132	154	252	103	50	105	10	679	7.0


**Acquired** Signed by Memphis as a free agent on Feb. 27, 2014  
**Departed** Traded by Memphis with Jamell Stokes to Miami for Mario Chalmers and James Ennis and Nov. 10, 2015



### Greivis Vasquez

Years 2010-11		College Maryland							No 21							Pos G						
Season	G	GS	Min	FG	FGA	Pct	3fg	Att	Pct	FT	FTA	Pct	Off	Def	Total	Ast	PF	St	TO	Bl	Pts	Avg
2010-11	70	1	860	95	233	.408	25	86	.291	34	44	.773	12	61	73	151	83	22	70	4	249	3.6


**Acquired** Selected by the Grizzlies in the first round (28th overall) of the 2010 NBA Draft



### Hakim Warrick

Years 2005-06 to 2008-09		College Syracuse							No 21							Pos F						
Season	G	GS	Min	FG	FGA	Pct	3fg	Att	Pct	FT	FTA	Pct	Off	Def	Total	Ast	PF	St	TO	Bl	Pts	Avg
2005-06	68	2	724	101	228	.443	0	0	---	76	115	.661	43	101	144	30	113	14	56	21	278	4.1
2006-07	82	43	2152	373	712	.524	0	8	.000	299	388	.771	130	290	420	75	232	43	161	30	1045	12.7
2007-08	75	30	1754	328	653	.502	13	48	.271	183	260	.704	123	233	356	53	156	36	85	28	852	11.4
2008-09	82	7	2029	340	693	.491	5	23	.217	266	374	.711	129	277	406	66	170	48	98	39	951	11.6
Total	307	82	6660	1142	2286	.500	18	79	.228	824	1137	.725	425	901	1326	224	671	141	671	118	3126	10.2


**Acquired** Selected by Memphis in the first round (19th overall) in the 2005 NBA Draft  
**Departed** Renounced qualifying offer on July 25, 2009



### Earl Watson

Years 2002-03 to 2004-05		College UCLA							No 25							Pos G						
Season	G	GS	Min	FG	FGA	Pct	3fg	Att	Pct	FT	FTA	Pct	Off	Def	Total	Ast	PF	St	TO	Bl	Pts	Avg
2002-03	79	2	1366	170	391	.435	31	91	.341	62	86	.721	46	118	164	225	138	89	88	14	433	5.5
2003-04	81	14	1669	172	464	.371	26	106	.245	90	138	.652	49	129	178	402	175	91	146	19	460	5.7
2004-05	80	14	1808	236	554	.426	52	163	.319	91	138	.659	35	129	164	359	184	83	167	19	615	7.7
Total	240	30	4843	578	1409	.410	109	360	.303	243	362	.671	130	345	475	986	497	263	509	52	1508	6.3

**Acquired** Signed by the Memphis Grizzlies as a free agent on Aug. 6, 2002  
**Departed** Free agent not re-signed in July 2005



### Briante Weber

Years 2015-16		College Virginia Commonwealth							No 2							Pos G						
Season	G	GS	Min	FG	FGA	Pct	3fg	Att	Pct	FT	FTA	Pct	Off	Def	Total	Ast	PF	St	TO	Bl	Pts	Avg
2015-16	6	4	166	13	38	.342	0	5	.000	3	4	.750	8	16	24	20	11	9	9	3	29	4.8


**Acquired** Signed by Memphis to a 10-day contract as a Call-Up from the NBA Development League's Sioux Falls Skyforce on March 11, 2016  
**Departed** 10-day contract expired on March 21, 2016



### Bonzi Wells

Years 2003-04 to 2004-05		College Ball State							No 6							Pos G/F						
Season	G	GS	Min	FG	FGA	Pct	3fg	Att	Pct	FT	FTA	Pct	Off	Def	Total	Ast	PF	St	TO	Bl	Pts	Avg
2003-04	59	17	1468	295	675	.437	21	61	.344	138	183	.750	157	142	199	104	197	71	129	61	728	12.3
2004-05	69	19	1489	272	617	.441	36	104	.346	141	188	.750	49	180	229	80	165	85	90	27	721	10.4
Total	128	36	2957	567	1346	.421	57	165	.345	279	371	.752	106	322	428	184	362	156	219	88	1449	11.3

**Acquired** Traded by Portland on Dec. 3, 2003 in exchange for Wesley Person, a conditional first round pick in the 2004 NBA Draft and cash considerations  
**Departed** Traded to Sacramento in exchange for Bobby Jackson and Greg Ostertag on Aug. 2, 2005



### Doug West

Years 1997-98 to 2000-01		College Villanova							No 2							Pos G/F						
Season	G	GS	Min	FG	FGA	Pct	3fg	Att	Pct	FT	FTA	Pct	Off	Def	Total	Ast	PF	St	TO	Bl	Pts	Avg
1997-98	Did not play due to injury																					
1998-99	14	2	294	31	65	.477	0	2	.000	19	25	.760	5	20	25	19	38	16	12	7	81	5.8
1999-00	38	0	581	59	145	.407	0	3	.000	34	40	.694	18	53	71	43	80	12	19	8	152	4.0
2000-01	15	6	171	11	38	.289	0	2	.000	6	7	.857	4	11	15	14	21	3	4	4	28	1.9
Total	67	8	1046	101	248	.407	0	7	.000	59	72	.819	27	84	111	76	139	31	35	19	261	3.9


**Acquired** In a trade with Minnesota in Feb. 1998 in exchange for Anthony Peeler  
**Departed** Free agent not re-signed July 2001



### DeJuan Wheat

Years 1998-99		College Louisville							No 6							Pos G						
Season	G	GS	Min	FG	FGA	Pct	3fg	Att	Pct	FT	FTA	Pct	Off	Def	Total	Ast	PF	St	TO	Bl	Pts	Avg
1998-99	46	0	590	73	193	.378	22	60	.367	40	55	.727	11	34	45	102	59	26	48	2	208	4.5

**Acquired** Signed as a free agent in Jan. 1999  
**Departed** Free agent not re-signed July 1999



### Gerald Wilkins

Years 1995-96		College Chattanooga							No 21							Pos G/F						
Season	G	GS	Min	FG	FGA	Pct	3fg	Att	Pct	FT	FTA	Pct	Off	Def	Total	Ast	PF	St	TO	Bl	Pts	Avg
1995-96	28	14	738	77	205	.376	14	64	.219	20	23	.870	22	43	65	68	55	22	37	2	188	6.7

**Acquired** In the 1995 Expansion Draft (from Cleveland 20th overall)  
**Departed** Free agent not re-signed in July 1996



### Aaron Williams

Years 1996-97		College Xavier							No 15							Pos F						
Season	G	GS	Min	FG	FGA	Pct	3fg	Att	Pct	FT	FTA	Pct	Off	Def	Total	Ast	PF	St	TO	Bl	Pts	Avg
1996-97	32	1	553	82	143	.376	0	1	.000	33	49	.673	60	78	138	15	72	16	28	26	197	6.2

**Acquired** Signed to a 10-day contract in Jan. 1997  
**Departed** Free agent not re-signed in July 1997



### Elliot Williams

Years 2015-16		College Memphis							No 25							Pos G						
Season	G	GS	Min	FG	FGA	Pct	3fg	Att	Pct	FT	FTA	Pct	Off	Def	Total	Ast	PF	St	TO	Bl	Pts	Avg
2015-16	5	0	45	2	10	.200	1	4	.250	3	4	.750	1	3	4	4	2	0	1	0	8	1.6

**Acquired** Signed by Memphis to a 10-day contract as a Call-Up from the NBA Development League's Santa Cruz Warriors on Jan. 8, 2016  
**Departed** 10-day contract expired on Jan. 18, 2016



### Jason Williams

Years 2001-02 to 2004-05, 2010-11		College Florida							No 2							Pos G						
Season	G	GS	Min	FG	FGA	Pct	3fg	Att	Pct	FT	FTA	Pct	Off	Def	Total	Ast	PF	St	TO	Bl	Pts	Avg
2001-02	65	65	2236	376	985	.382	127	430	.295	80	101	.792	22	173	195	519	102	111	214	7	959	14.8
2002-03	76	76	2407	333	859	.388	143	404	.354	110	131	.840	25	187	212	631	130	91	168	10	919	12.1
2003-04	72	68	2115	290	713	.387	120	364	.314	82	98	.791	25	122	147	492	97	92	136	5	782	10.9
2004-05	71	68	1952	266	644	.413	107	330	.324	80	101	.792	19	103	122	399	91	75	130	5	719	10.1
2010-11	11	0	124	9	29	.310	3	15	.200	0	0	---	0	8	8	28	2	3	7	1	21	1.9
Total	295	277	8834	1274	3230	.394	500	1543	.324	352	431	.817	91	593	684	2069	422	372	655	28	3400	11.5

**Acquired** 1) Traded with Nick Anderson in exchange for Mike Bibby and Brent Price on June 27, 2001; 2) Signed as a free agent on Feb. 7, 2011  
**Departed** 1) Traded to the Miami Heat with James Posey and Andre Emmett as part of a five-team deal on Aug. 2, 2005; 2) Retired on April 18, 2011



### Marcus Williams



# ALL-TIME ROSTER

# ALL-TIME ROSTER



### Troy Williams

Years 2016-17		College Indiana										No 10			Pos F/G							
Season	G	GS	Min	FG	FGA	Pct	3fg	Att	Pct	FT	FTA	Pct	Off	Def	Total	Ast	PF	St	TO	BI	Pts	Avg
2016-17	24	13	418	51	123	.415	10	41	.244	15	25	.600	6	39	45	19	42	24	27	9	127	5.3


**Acquired** Signed by Memphis as a free agent on July 9, 2015  
**Departed** Waived on January 30, 2017



### Brandon Wright

Years 2015-16 to 2016-17		College North Carolina										No 34			Pos F/C							
Season	G	GS	Min	FG	FGA	Pct	3fg	Att	Pct	FT	FTA	Pct	Off	Def	Total	Ast	PF	St	TO	BI	Pts	Avg
2015-16	12	2	212	35	52	.673	0	0	-	13	24	.542	14	29	43	6	21	5	10	15	83	6.9
2016-17	28	5	447	83	135	.615	0	1	.000	23	35	.657	31	47	78	15	42	11	10	20	189	6.8
Total	40	7	659	118	187	.631	0	1	.000	36	59	.610	45	76	121	21	63	16	20	35	272	6.8


**Acquired** Signed by Memphis as a free agent on July 9, 2015



### Lorenzen Wright

Years 2001-02 to 2005-06		College Memphis										No 42			Pos F/C							
Season	G	GS	Min	FG	FGA	Pct	3fg	Att	Pct	FT	FTA	Pct	Off	Def	Total	Ast	PF	St	TO	BI	Pts	Avg
2001-02	43	33	1251	223	486	.459	0	2	.000	70	123	.569	130	275	405	44	126	30	72	23	516	12.0
2002-03	70	49	1982	325	716	.454	0	5	.000	147	223	.659	170	358	528	80	209	51	110	54	797	11.4
2003-04	65	46	1674	257	586	.439	0	5	.000	96	131	.733	144	301	445	71	192	45	77	58	610	9.4
2004-05	80	77	2287	320	683	.469	0	3	.000	131	198	.662	177	436	613	87	251	58	100	69	771	9.6
2005-06	78	58	1689	194	406	.478	0	2	.000	66	117	.564	142	253	395	48	201	52	67	46	454	5.8
Total	336	263	8883	1319	2877	.458	0	17	.000	510	792	.644	763	1623	2386	330	979	236	426	250	3148	9.4

**Acquired** Traded by Atlanta with Brevin Knight and the draft rights to Pau Gasol to the Memphis Grizzlies for Shareef Abdur-Rahim on July 19, 2001  
**Departed** Free agent not re-signed in July 2006



### Tony Wroten

Years 2012-13, 2015-16		College Washington										No 1			Pos G							
Season	G	GS	Min	FG	FGA	Pct	3fg	Att	Pct	FT	FTA	Pct	Off	Def	Total	Ast	PF	St	TO	BI	Pts	Avg
2012-13	35	0	272	33	86	.384	4	16	.250	21	29	.724	13	15	28	43	34	8	29	4	91	2.6

**Acquired** 1) Drafted by Memphis in the first round (25th overall) of the 2012 NBA Draft; 2) Claimed off waivers on June 27, 2016; 3) Signed as a free agent on Aug. 4, 2016  
**Departed** 1) Traded to the Philadelphia 76ers for a conditional 2014 second round draft pick and a trade exception on Aug. 22, 2013; 2) Waived on July 11, 2016; 3) Waived on Oct. 7, 2016



### Sam Young

Years 2009-10 to 2011-12		College Pittsburgh										No 4			Pos F/G							
Season	G	GS	Min	FG	FGA	Pct	3fg	Att	Pct	FT	FTA	Pct	Off	Def	Total	Ast	PF	St	TO	BI	Pts	Avg
2009-10	80	1	1321	224	497	.451	11	56	.196	136	175	.777	77	124	201	52	106	34	94	20	595	7.4
2010-11	78	46	1577	233	494	.472	17	50	.340	89	116	.767	40	147	187	71	120	68	61	23	572	7.3
2011-12	21	2	240	32	83	.386	0	9	.000	10	12	.833	14	27	41	9	12	11	9	2	74	3.3
Total	179	49	3138	489	1074	.455	28	115	.243	235	303	.776	131	298	429	132	238	113	164	45	1241	6.9

**Acquired** Selected by the Grizzlies in the second round (36th overall) of the 2009 NBA Draft  
**Departed** Traded to the Philadelphia 76ers for the draft rights to Ricky Sanchez on March 15, 2012

## GRIZZLIES ALL-TIME UNIFORM NUMBERS

No	Player	Season(s)	No	Player	Season(s)
00	Benoit Benjamin	1995-96		Otis Thorpe	1997-98
	Darrell Arthur	2008-09 to 2012-13		Mike Bibby	1998-99 to 2000-01
0	Drew Gooden	2002-03		Gordan Giricek	2002-03
	Theron Smith	2003-04		Junior Harrington	2006-07
	JaMychal Green	2014-15 to 2016-17		Jamaal Tinsley	2009-10
1	Anthony Peeler	1997-98		Rodney Carney	2010-11
	Cherokee Parks	1998-99 to 1999-00		Gilbert Arenas	2011-12
	Mahmoud Abdul-Rauf	2000-01		Jarell Martin	2015-16
	Will Solomon	2001-02		Troy Williams	2016-17
	Wesley Person	2002-03 to 2003-04	11	Lee Mayberry	1996-97 to 1998-99
	Antonio Burks	2004-05 to 2005-06		Damon Jones	2000-01
	Kyle Lowry	2006-07 to 2008-09		Mike Conley	2007-08 to 2016-17
	DeMarre Carroll	2009-10 to 2010-11	12	Bobby Hurley	1997-98
	Jeremy Pargo	2011-12		Rodrick Rhodes	1998-99
	Tony Wroten	2012-13		Jake Tsakalidis	2003-04 to 2006-07
	Seth Curry	2013-14		Nick Calathes	2013-14 to 2014-15
	Jarnell Stokes	2014-15 to 2015-16	13	Felipe Lopez	1998-99 to 1999-00
	Lance Stephenson	2015-16		Quinton Ross	2008-09
	Jarell Martin	2016-17		Xavier Henry	2010-11
2	Greg Anthony	1995-96 to 1996-97		Mike Miller	2013-14
	Doug West	1997-98 to 2000-01		Tyrus Thomas	2014-15
	Jason Williams	2001-02 to 2004-05	14	Eric Murdock	1995-96
	Juan Carlos Navarro	2007-08		Carl Herrera	1998-99
	Trey Gilder	2009-10		Andre Emmett	2004-05
	Acie Law	2010-11		Lester Hudson	2011-12
	Josh Selby	2011-12 to 2012-13		Xavier Munford	2015-16
	Russ Smith	2014-15 to 2015-16	15	Rich Manning	1995-96 to 1996-97
3	Shareef Abdur-Rahim	1996-97 to 2000-01		Aaron Williams	1996-97
	Troy Bell	2003-04		Cezary Trybanski	2002-03
	Anthony Roberson	2005-06		Hamed Haddadi	2008-09 to 2012-13
	Chucky Atkins	2006-07		Vince Carter	2014-15 to 2016-17
	Jeremy Richardson	2007-08	16	Pau Gasol	2001-02 to 2007-08
	Javaris Crittenton	2007-08 to 2008-09		Toney Douglas	2016-17
	Steve Francis*	2008-09	17	Chris King	1995-96
	Darius Miles	2008-09	18	Ashraf Amaya	1995-96
	Allen Iverson	2009-10		Josh Davis	2011-12
	Jason Williams	2010-11	19	Beno Udrih	2013-14 to 2015-16
	Brian Skinner	2011-12		P.J. Hairston	2015-16
	Wayne Ellington	2012-13	20	Brent Price	1999-00 to 2000-01
	James Johnson	2013-14		Chris Owens	2002-03
	Jordan Adams	2014-15 to 2015-16		Damon Stoudamire	2005-06 to 2007-08
4	Byron Scott	1995-96		Quincy Pondexter	2012-13 to 2013-14
	Stromile Swift	2000-01 to 2004-05; 2006-07 to 2007-08		Ryan Hollins	2015-16
	Sam Young	2009-10 to 2011-12	21	Gerald Wilkins	1995-96
	Chris Johnson	2012-13		Lawrence Moten	1996-97
	Jordan Farmer	2015-16		Kevin Edwards	2000-01
	Wade Baldwin IV	2016-17		Isaac Fontaine	2001-02
5	Darrick Martin	1995-96		Robert Archibald	2002-03
	Chris Robinson	1997-98		Hakim Warrick	2005-06 to 2008-09
	Mitt Palacio	1999-00		Greivis Vasquez	2010-11
	Elliot Perry	2001-02		Tayshaun Prince	2012-13 to 2014-15
	Will Conroy	2006-07	22	Brevin Knight	2001-02 to 2002-03
	Marcus Williams	2009-10		Rudy Gay	2006-07 to 2012-13
	Ish Smith	2010-11		Jamaal Franklin	2013-14
	Marreese Speights	2011-12 to 2012-13		Matt Barnes	2015-16
	Austin Daye	2012-13	23	Pete Chilcutt	1997-98
	Courtney Lee	2013-14 to 2015-16		Jason Sasser	1998-99
	Andrew Harrison	2016-17		Casey Jacobsen	2007-08
6	Larry Robinson	1996-97 to 1997-98		Deyonta Davis	2016-17
	De Juan Wheat	1998-99	24	Terry Dehere	1998-99
	Antonis Fotsis	2001-02		Othella Harrington	1999-00 to 2000-01
	Bonzi Wells	2003-04 to 2004-05		Bobby Jackson	2005-06
	Eddie Jones	2005-06 to 2006-07	25	Joe Stephens	1999-00
	Bobby Jones	2007-08		Erick Strickland	2000-01
	Mario Chalmers	2015-16		Nick Anderson	2001-02
7	Lawrence Moten	1995-96		Earl Watson	2002-03 to 2004-05
	Anthony Peeler	1996-97		John Thomas	2005-06
	Sam Mack	1997-98 to 1998-99		Elliot Williams	2015-16
	Eddie Gill	2001-02		Chandler Parsons	2016-17
	Tarence Kinsey	2006-07 to 2007-08	26	Lester Hudson	2009-10
	Greg Buckner	2008-09	27	Kalin Lucas	2014-15
	Leon Powe	2010-11	30	Blue Edwards	1995-96 to 1997-98
	Jerryd Bayless	2012-13 to 2013-14		Dahntay Jones	2003-04 to 2006-07
	Darius Morris	2013-14		Adonal Foyle	2008-09
	Chris Andersen	2015-16		Jon Leuer	2012-13 to 2014-15
	Wayne Selden	2016-17		Troy Daniels	2016-17
8	Michael Dickerson	1999-00 to 2002-03	31	Darko Milicic	2007-08 to 2008-09
	Quincy Pondexter	2014-15		Shane Battier	2001-02 to 2005-06, 2010-11
	Bryce Cotton	2015-16	32	Doug Edwards	1995-96 to 1997-98
	James Ennis III	2015-16, 2016-17		Pete Chilcutt	1998-99
9	George Lynch	1997-98		Rodney Buford	2001-02
	Dennis Scott	1999-00		Chuckey Atkins	2005-06
	Isaac Austin	2000-01 to 2001-02		Alexander Johnson	2006-07
	Ronnie Brewer	2009-10		O.J. Mayo	2008-09 to 2011-12
	Tony Allen	2010-11 to 2016-17		Ed Davis	2012-13 to 2013-14
10	Moochie Norris	1996-97		Jeff Green	2014-15 to 2015-16

INTRO PLAYERS EXECUTIVES BASKETBALL OPERATIONS BUSINESS OPERATIONS MEDIA COMMUNITY HISTORY PLAYOFFS REVIEW OPPONENTS NBA FEDERFORUM AT A GLANCE





## GRIZZLIES ALL-TIME UNIFORM NUMBERS (CONT.)

No	Player	Season(s)	No	Player	Season(s)
33	Pete Chilcutt	1996-97	43	Grant Long	1999-00 to 2001-02
	Antonio Daniels	1997-98	44	Kenny Gattison	1995-96
	Mike Miller	2002-03 to 2007-08		Roy Rogers	1996-97
	Marc Gasol	2008-09 to 2016-17		Tony Massenburg	1997-98 to 1998-99; 2000-01 to 2001-02
34	Anthony Avent	1995-96		Lawrence Roberts	2005-06 to 2006-07
	George Lynch	1996-97		Andre Brown	2007-08
	Michael Smith	1997-98 to 1998-99		Dante Cunningham	2011-12
	Scott Padgett	2006-07	45	Bo Outlaw	2003-04
	Jason Collins	2007-08		Steven Hunter	2009-10
	Hasheem Thabeet	2009-10 to 2010-11		Dexter Pittman	2012-13
	Brandon Wright	2015-16 to 2016-17	50	Bryant Reeves	1995-96 to 2001-02
35	Brian Cardinal	2004-05 to 2007-08		Zach Randolph	2009-10 to 2016-17
	Alex Stepheson	2015-16	52	Eric Mobley	1995-96 to 1996-97
40	Antonio Harvey	1995-96		J.R. Henderson	1998-99
	Cuonzo Martin	1995-96	54	Obinna Ekezie	1999-00
	Ivano Newbill	1997-98		Kwame Brown	2007-08
	Makhtar N'Diaye	1998-99	55	Eric Leckner	1996-97
	Ryan Humphrey	2002-03 to 2004-05		Antoine Carr	1999-00
41	James Posey	2003-04 to 2004-05		Marko Jaric	2008-09 to 2009-10
	Kosta Koufos	2013-14 to 2014-15		Keyon Dooling	2012-13
42	Lorenzen Wright	2001-02 to 2005-06			

## PLAYER COLLEGES

College	Player	College	Player	College	Player
Alabama	JaMychal Green	Maryland	Obinna Ekezie	Washington	Will Conroy
	Roy Rogers		Tony Massenburg		Bobby Jones
Arizona	Gilbert Arenas	Memphis	Grannis Vasquez		Rich Manning
	Jerryd Bayless		Antonia Burks		Quincy Pondexter
	Mike Bibby		Rodney Carmey		Tony Wroten
	Michael Dickerson		Elliot Perry	Washington State	Isaac Fontaine
	Damon Stoudamire		Elliot Williams	Weber State	Eddie Gill
Arizona State	Isaac Austin	Michigan	Lorenzen Wright	West Florida	Moochie Norris
	Mike Batiste	Michigan State	Darius Morris	Western Kentucky	Chris Robinson
	Byron Scott		Deyonta Davis		Antoine Carr
Arkansas	Ronnie Brewer	Minnesota	Kalin Lucas	Wichita State	Junior Harrington
	Lee Mayberry		Zach Randolph	Wingate	Jon Leuer
Arkansas-Little Rock	Joe Stephens	Mississippi State	Bobby Jackson	Wisconsin	Josh Davis
Auburn	Theron Smith	Missouri	John Thomas	Wyoming	Eric Leckner
Ball State	Bonzi Wells		Lawrence Roberts		James Posey
Baylor	Brian Skinner		DeMarre Carroll	Xavier	Aaron Williams
Blinn Junior College (TX)	Chris Andersen		Keyon Dooling		
Boston College	Troy Bell	Nebraska	Anthony Peeler		
Bowling Green	Antonio Daniels	North Carolina	Erick Strickland	High School	Player
California	Shareef Abdur-Rahim		Vince Carter	East St. Louis HS (IL)	Darius Miles
	Leon Powe		Pete Chilcutt	Glynn Academy HS (GA)	Kwame Brown
California State, Long Beach	James Ennis III		Ed Davis		
Centenary	Larry Robinson		Makhtar N'Diaye		
Chattanooga	Gerald Wilkins		P.J. Hairston	International	Player
Cincinnati	Lance Stephenson	Northwestern State	George Lynch	Croatia	Gordan Giricek
Clemson	Greg Buckner	Notre Dame	Brandon Wright	Georgia	Jake Tsakalidis
	Will Solomon	Ohio State	Trey Gilder	Greece	Antonis Fotsis
Colgate	Adonal Foyle		Ryan Humphrey	I.R. of Iran	Hamed Haddadi
Colorado State	Milt Palacio	Oklahoma	Mike Conley	Poland	Cezary Trybanski
Connecticut	Rudy Gay	Oklahoma State	Kosta Koufos	Serbia	Marko Jaric
	Hasheem Thabeet		Brest Price		Darko Milicic
	Marcus Williams		Tony Allen	Slovenia	Beno Udrih
Creighton	Benoit Benjamin	Old Dominion	Bryant Reeves	Spain	Marc Gasol
	Pfeiffer	Pittsburgh	Kenny Gattison		Pau Gasol
Dayton	Rodney Buford		Antonio Harvey		Juan Carlos Navarro
Delta State	Chris Johnson		Eric Mobley		
DePaul	Jeremy Richardson	Providence	Sam Young		
	Andre Brown		Bryce Cotton		
	Kevin Edwards		Eric Murdock		
	Steven Hunter		Michael Smith		
	Ray McCallum		Otis Thorpe		
Detroit Mercy	Shane Battier	Purdue	Brian Cardinal		
Duke	Seth Curry		Cuonzo Martin		
	Bobby Hurley	Rhode Island	Xavier Munford		
	Dahntay Jones	San Diego State	Jamaal Franklin		
	Cherokee Parks	Seton Hall	Anthony Avert		
	Blue Edwards		Terry Dehere		
East Carolina	Grant Long	South Carolina	Tarence Kinsey		
Eastern Michigan	Nick Calathes	South Florida	Chucky Atkins		
Florida	Mike Miller	Southern Illinois	Ashraf Amaya		
	Chandler Parsons	Southern Methodist	Quinton Ross		
	Anthony Roberson	St. John's	Felipe Lopez		
	Marreese Speights	Stanford	Jason Collins		
	Jason Williams		Casey Jacobsen		
Florida State	Doug Edwards		Brevin Knight		
	Alexander Johnson	Syracuse	Lawrence Moten		
Georgetown	Jeff Green		Hakim Warrick		
	Othella Harrington	Temple	Eddie Jones		
	Allen Iverson	Tennessee	Jarnell Stokes		
Georgia Tech	Javaris Crittenton	Tennessee-Martin	Lester Hudson		
	Ivano Newbill	Texas	Chris Owens		
	Dennis Scott		Dexter Pittman		
Gonzaga	Austin Daye	Texas A&M	Acie Law		
	Jeremy Pargo	Texas Tech	Andre Emmett		
Houston	Carl Herrera		Jason Sasser		
	Damon Jones	UCLA	Jordan Adams		
	Sam Mack		Matt Barnes		
	Bo Outlaw		Jordan Farmar		
Illinois	Nick Anderson		J.R. Henderson		
	Robert Archibald		Ryan Hollins		
Indiana	Troy Williams		Darrick Martin		
Iowa State	Jamaal Tinsley		Earl Watson		
Kansas	Darrell Arthur	UNLV	Greg Anthony		
	Mario Chalmers	USC	O.J. Mayo		
	Drew Gooden		Rodrick Rhodes		
	Xavier Henry		Alex Stepheson		
	Josh Selby	Vanderbilt	Wade Baldwin IV		
	Wayne Selden	Villanova	Dante Cunningham		
Kentucky	Andrew Harrison		Kyle Lowry		
	Scott Padgett		Doug West		
	Tayshaun Prince	Virginia Commonwealth	Troy Daniels		
Louisville	Russ Smith	Wake Forest	Briante Weber		
	DeJuan Wheat		James Johnson		
LSU	Jarell Martin		Chris King		
	Mahmoud Abdul-Rauf		Ish Smith		
	Stromile Swift				
	Tyrus Thomas				

HISTORY

INTRO PLAYERS EXECUTIVES BASKETBALL OPERATIONS BUSINESS OPERATIONS MEDIA COMMUNITY HISTORY PLAYOFFS REVIEW OPPONENTS NBA FEDERFORUM AT A GLANCE



# ALL-TIME TRANSACTIONS

## GRIZZLIES ALL-TIME TRANSACTIONS

### 1994

- April 27 NBA Board of Governors awards a conditional franchise to Vancouver to begin play in the 1995-96 season.
- July 22 Appointed Stu Jackson as Vice-President of Basketball Operations and General Manager.
- October 3 Appointed Larry Riley as Director of Scouting.

### 1995

- May 16 NBA closed the expansion agreement, officially making the Grizzlies the 29th NBA team.
- June 1 Signed free agent Kevin Pritchard.
- June 19 Named Brian Winters head coach.
- June 24 Selected Greg Anthony, Rodney Dent, Antonio Harvey, Reggie Slater, Trevor Ruffin, Derrick Phelps, Larry Stewart, Kenny Gattison, Byron Scott, Gerald Wilkins, Benoit Benjamin, Doug Edwards, Blue Edwards in the 1995 NBA Expansion Draft.
- Acquired a future second round pick from Orlando in exchange for selecting Rodney Dent in the 1995 NBA Expansion Draft.
- June 28 Selected Bryant Reeves in the first round (sixth overall) of the 1995 NBA Draft.
- Selected Lawrence Moten in the second round (36th overall) of the 1995 NBA Draft.
- July 6 Hired Jimmy Powell as an assistant coach.
- August 25 Hired Lionel Hollins as an assistant coach.
- September 8 Hired Rex Hughes as an assistant coach.
- September 25 Signed 1995 first round draft pick Bryant Reeves to a three-year contract.
- October 3 Signed 1995 second round draft pick Lawrence Moten to a two-year contract.
- October 5 Signed free agents Ashraf Amaya, Rich Manning, Henry James, Nate Higgs and Litterial Green.
- October 17 Waived Nate Higgs.
- October 18 Signed free agent Chris King.
- October 24 Waived Henry James.
- October 31 Waived Litterial Green.
- November 1 Acquired Anthony Avent from Orlando in exchange for Kevin Pritchard and Larry Stewart.
- November 5 Signed free agent Darrick Martin.
- November 27 Acquired Eric Mobley and Eric Murdock from Milwaukee in exchange for Benoit Benjamin.
- Waived Rich Manning.
- December 28 Waived Antonio Harvey.

### 1996

- January 11 Acquired a future second round draft pick from Minnesota in exchange for Darrick Martin.
- Signed free agent Rich Manning.
- February 22 Acquired Jeff Turner from Orlando in exchange for Kenny Gattison and a 1996 second round draft pick.
- March 9 Waived Jeff Turner.
- April 3 Signed Cuonzo Martin to a 10-day contract.
- April 12 Signed Cuonzo Martin for the remainder of the season.
- June 19 Acquired Pete Chilcutt, Tim Breaux, a 1996 first round draft pick, a 1996 second round draft pick and a conditional 1997 second round draft pick from Houston in exchange for two second round draft picks in the 1996 NBA Draft and a 1997 second round draft pick.
- June 26 Selected Shareef Abdur-Rahim in the first round (third overall) of the 1996 NBA Draft.
- Selected Roy Rogers in the first round (22nd overall) of the 1996 NBA Draft.
- Selected Chris Robinson in the second round (51st overall) of the 1996 NBA Draft.
- July 16 Acquired Anthony Peeler, George Lynch, a 1998 second round draft pick and a 1999 second round draft pick from the Los Angeles Lakers in exchange for second round draft picks in 1998 and 1999.
- Renounced the rights to free agents Ashraf Amaya, Anthony Avent, Chris King, Gerald Wilkins, Cuonzo Martin, Eric Murdock, Derrick Phelps and Rodney Dent.
- July 22 Signed free agent Lee Mayberry.
- Waived Byron Scott.
- August 6 Signed 1996 first round draft pick Shareef Abdur-Rahim to a three-year contract.
- August 14 Signed 1996 first round draft pick Roy Rogers to a three-year contract.
- October 2 Signed free agents Chucky Atkins and Jack Lothian.
- October 3 Signed 1996 second round draft pick Chris Robinson to a one-year contract.
- October 21 Waived Chucky Atkins and Jack Lothian.
- October 31 Waived Tim Breaux.
- December 12 Signed free agent Mookie Norris.

### 1997

- January 6 Waived Rich Manning.
- January 24 President & General Manager Stu Jackson assumed head coaching duties replacing Brian Winters.
- January 29 Signed free agent Aaron Williams to a 10-day contract.
- February 11 Signed Aaron Williams to a second 10-day contract.
- Signed Eric Leckner to a 10-day contract.
- February 20 Signed Aaron Williams for the remainder of the season and signed Eric Leckner to a second 10-day contract.
- March 2 Signed Eric Leckner for the remainder of the season.
- April 23 Relieved Rex Hughes and Jimmy Powell of their duties as assistant coaches.
- June 25 Selected Antonio Daniels in the first round (4th overall) of the 1997 NBA Draft.
- Selected C.J. Bruton in the second round (52nd overall) of the 1997 NBA Draft.
- Traded the draft rights of C.J. Bruton to the Portland Trail Blazers for cash considerations.
- Named Brian Hill as head coach.
- July 7 Signed Bryant Reeves to a six-year contract extension.
- July 15 Signed Chris Robinson to a two-year contract.
- August 7 Acquired Otis Thorpe from Detroit in exchange in exchange for a protected future first round draft pick.
- Renounced the rights to free agent Greg Anthony.
- August 20 Signed 1997 first round draft choice Antonio Daniels to a three-year contract.
- September 9 Signed free agent Marcus Brown.
- September 10 Named Jack Nolan and Jim Boylan as assistant coaches.
- September 15 Signed free agent Ivano Newbill.
- October 1 Signed free agents Mark Hendrickson, Alan Ogg, Litterial Green and David Booth.
- October 8 Waived Eric Mobley and Mark Hendrickson.
- October 28 Acquired Tony Massenbun and a second round draft pick from Boston for Roy Rogers.
- October 28 Acquired Sam Mack from Houston in exchange for a second round draft pick.
- October 28 Waived Alan Ogg, Litterial Green and David Booth.

### 1998

- January 12 Waived Doug Edwards and Marcus Brown.
- February 18 Acquired Michael Smith and Bobby Hurley from Sacramento in exchange for Otis Thorpe and Chris Robinson.
- February 18 Acquired Doug West from Minnesota in exchange for Anthony Peeler.
- March 27 Signed Larry Robinson to a 10-day contract.
- April 6 Signed Larry Robinson to a second 10-day contract.
- April 16 Signed Larry Robinson for the remainder of the season.
- June 24 Selected Mike Bibby in the first round (2nd overall) of the 1998 NBA Draft.
- Selected J.R. Henderson in the second round (56th overall) of the 1998 NBA Draft.
- Acquired Carl Herrera and the draft rights to Felipe Lopez (24th overall) from San Antonio in exchange for Antonio Daniels.

### 1999

- January 21 Signed free agents Corey Beck, Greg Dreiling, Sean Higgins, Dan Muller, Makhtar Ndiaye, Jason Sasser.
- January 22 Signed 1998 first round draft picks Mike Bibby and Felipe Lopez and second round draft pick J.R. Henderson to multi-year contracts.
- Signed Cherokee Parks to a three-year contract.
- January 25 Placed Bobby Hurley on waivers.
- January 27 Signed Shareef Abdur-Rahim to a six-year contract extension.
- January 28 Placed Corey Beck on waivers.
- January 29 Signed Reggie Geary and DeJuan Wheat.
- February 1 Placed Greg Dreiling, Reggie Geary and Sean Higgins on waivers.
- February 18 Placed Dan Muller and Jason Sasser on waivers.
- February 28 Placed Carl Herrera on waivers.
- March 11 Acquired Rodrick Rhodes from Houston in exchange for Sam Mack.
- March 23 Signed Terry Dehere to a 10-day contract.
- April 2 Signed Terry Dehere to a second 10-day contract.
- April 12 Signed Terry Dehere for the rest of the season.
- June 30 Selected Steve Francis in the first round (2nd overall) of the 1999 NBA Draft.
- Selected Obinna Ekezie in the second round (37th overall) of the 1999 NBA Draft.
- Selected Antwan Smith in the second round (51st overall) of the 1999 NBA Draft.
- August 27 Acquired Antoine Carr, Michael Dickerson, Othella Harrington, Brent Price, a future first round pick from Houston and a future second round pick from Orlando in a three-way trade in exchange for Tony Massenbun, Lee Mayberry, Makhtar Ndiaye, Rodrick Rhodes, Michael Smith and the draft rights to Steve Francis (2nd overall).

INTRO

PLAYERS

EXECUTIVES

BASKETBALL OPERATIONS

BUSINESS OPERATIONS

MEDIA

COMMUNITY

HISTORY

PLAYOFFS

REVIEW

OPINIONS

NBA

FEDERFORUM

AT A GLANCE



# ALL-TIME TRANSACTIONS

HISTORY





# ALL-TIME TRANSACTIONS

## 1999 continued

August 27	Signed free agent Dennis Scott.
September 14	Signed 1999 second round draft pick Obinna Ekezie.
September 16	Signed free agent Grant Long.
September 29	Signed free agent Milt Palacio.
October 4	Signed 1999 second round draft pick Antwain Smith. Waived J.R. Henderson. Signed free agents Stephen Jackson, Rich King and Joe Stephens.
October 26	Signed free agent Robert Werdann.
October 28	Waived Stephen Jackson, Rich King and Antwain Smith.
November 1	Waived Robert Werdann.
November 30	Waived Joe Stephens.
December 16	Dismissed Head Coach Brian Hill and named assistant coach Lionel Hollins as interim head coach.

## 2000

January 24	Agreement reached for sale of the Vancouver Grizzlies by Orca Bay Sports & Entertainment with Michael E. Heisley, Sr.
April 11	NBA approves the sale of the Vancouver Grizzlies by Orca Bay Sports & Entertainment to Michael E. Heisley Sr.
May 8	Dismissed Interim Head Coach Lionel Hollins and Director of Player Personnel Larry Riley.
May 9	Announced the resignation of President and General Manager Stu Jackson.
May 10	Appointed Dick Versace as President of Basketball Operations, Billy Knight as General Manager, Chuck Daly as Special Consultant to the President and Tony Barone as Director of Player Personnel.
June 1	Appointed Sidney Lowe as head coach.
June 23	Appointed Scott Roth as assistant coach.
June 29	Selected Stromlie Swift in the first round (2nd overall) of the 2000 NBA Draft.
July 17	Appointed Michael Adams as an assistant coach.
July 18	Signed 2000 first round draft pick Stromlie Swift to a multi-year contract.
August 8	Signed free agents Tony Massenburg and Damon Jones.
August 20	Signed free agent Mahmoud Abdul-Rauf.
August 22	Acquired Isaac Austin from Washington in exchange for Felipe Lopez, Cherokee Parks, Obinna Ekezie and Dennis Scott.
August 23	Appointed Bob Staak as an assistant coach.
October 1	Signed William Cunningham, Kevin Edwards, Paul Grant, Arijan Komazec and Jeff Nordgaard.
October 26	Waived Paul Grant, Jeff Nordgaard and Arijan Komazec.
December 31	Released William Cunningham.

## 2001

January 30	Acquired Erick Strickland, a first round pick in the 2001 NBA Draft (via Los Angeles Lakers) and a second round pick in the 2001 NBA Draft from New York in exchange for Othella Harrington.
March 26	Grizzlies file an application with the NBA to move the franchise from Vancouver, British Columbia to Memphis, Tennessee.
June 30	Acquired the draft rights to Pau Gasol (3rd overall), Lorenzen Wright and Brevin Knight from Atlanta in exchange for Shareef Abdur-Rahim and the draft rights to Jamaal Tinsley (27th overall). Selected Shane Battier in the first round (6th overall) in the 2001 NBA Draft. Selected Will Solomon in the second round (33rd overall) of the 2001 NBA Draft. Selected Antonis Fotsis in the second round (48th overall) of the 2001 NBA Draft. Acquired Jason Williams and Nick Anderson from Sacramento for Mike Bibby and Brent Price.
July 1	Damon Jones elected to seek free agency by not picking up his option to remain with the Grizzlies. Erick Strickland elected to seek free agency by exercising his early termination option.
July 2	Signed 2001 second round draft choice Will Solomon.
July 3	The NBA Board of Governors officially approved the move of the Grizzlies from Vancouver, BC to Memphis, Tennessee. Signed 2001 first round draft pick Shane Battier to a three-year contract.
July 19	Announced the trade of Shareef Abdur-Rahim to Atlanta in exchange for the draft rights to Pau Gasol (3rd overall pick in the 2001 NBA Draft), Lorenzen Wright and Brevin Knight.
August 31	Signed 2001 second round draft pick Antonis Fotsis.
September 6	Signed 2001 first round draft pick Pau Gasol to a three-year contract.
September 13	Signed James Collins.
October 1	Signed free agents Lazarus Sims, Adebayo Akinkunle and Bryant Notree.
October 14	Released free agents Lazarus Sims and Adebayo Akinkunle.
October 17	Signed Jason Williams to a multi-year contract extension.
October 25	Released free agents James Collins and Bryant Notree.
October 30	Signed Michael Dickerson to a multi-year contract extension.

## 2002

January 29	Announced retirement of Bryant Reeves.
February 13	Signed Elliot Perry to a 10-day contract.
February 22	Released Elliot Perry.
February 23	Signed Eddie Gill to a 10-day contract.
February 28	Waived Isaac Austin.
March 3	Signed Isaac Fontaine to a 10-day contract.
March 4	Signed Eddie Gill for the remainder of the 2001-02 season.
March 13	Waived Isaac Fontaine.
April 18	Announced that Billy Knight would no longer continue to serve as general manager.
April 30	Announced the hirings of Jerry West as president of basketball operations and Gary Colson as assistant to the president. Announced that Dick Versace would take over as general manager.
May 15	Announced the resignations of Assistant Coaches Michael Adams and Bob Staak.
June 14	Announced hiring of John Welch as assistant/workout coach.
June 26	Selected Drew Gooden in the first round (4th overall) in the 2002 NBA Draft. Selected Robert Archibald in the second round (32nd overall) in the 2002 NBA Draft. Selected Matt Barnes in the second round (46th overall) in the 2002 NBA Draft. Acquired Wesley Person from Cleveland in exchange for Nick Anderson and the draft rights to Matt Barnes. Acquired the draft rights to Chris Owens (48th overall) from Milwaukee in exchange for a 2003 second round pick.
June 28	Acquired the rights to Gordan Giricek (40th overall in 1999 NBA Draft) from San Antonio in exchange for a 2004 second round pick and cash considerations. Exercised the option on the contract of Eddie Gill, declined options on Will Solomon and Antonis Fotsis.
June 30	Hired Lionel Hollins as assistant coach.
July 2	Signed 2002 first round pick Drew Gooden to a multi-year contract.
July 17	Signed 1999 second round pick Gordan Giricek to a contract.
July 19	Signed restricted free agent Earl Watson to a contract offer sheet, giving the Seattle SuperSonics 15 days to match the offer.
July 22	Signed free agent center Cezary Trybanski to a contract.
August 6	Officially signed free agent Earl Watson after Seattle declined to match the offer sheet.
September 27	Signed free agents Cory Bradford, Robb Dryden, Tang Hamilton, Mark Vershaw.
October 7	Waived Robb Dryden and Mark Vershaw.
October 17	Waived Cory Bradford and Tang Hamilton.
October 24	Waived Eddie Gill.
October 30	Waived Tony Massenburg.
October 30	Acquired Mike Batiste off of waivers.
November 12	Announced Hubie Brown as the sixth head coach in team history following the resignation of Sidney Lowe.
November 13	Appointed Tony Barone, Dr. Hal Wissel and Brendan Brown as assistant coaches. Appointed former assistants Scott Roth and Mitchell Anderson as members of the scouting staff.

## 2003

February 19	Acquired Mike Miller, Ryan Humphrey, a first round pick in the 2003 NBA Draft and a second round pick in the 2004 NBA Draft from Orlando in exchange for Drew Gooden and Gordan Giricek.
June 26	Selected Marcus Banks in the first round (13th overall) of the 2003 NBA Draft. Selected Kendrick Perkins in the first round (27th overall) of the 2003 NBA Draft. Acquired the draft rights to Troy Bell (16th overall) and Dahntay Jones (20th overall) from Boston in exchange for the draft rights to Marcus Banks (13th overall) and Kendrick Perkins (27th overall).
June 27	Exercised the options on the contracts of Robert Archibald and Chris Owens. Made a qualifying offer to Mike Batiste.
July 5	Signed 2003 first round draft picks Troy Bell and Dahntay Jones to multi-year contracts.
July 16	Signed free agent Theron Smith to a contract.
July 24	Signed free agent James Posey to a contract.
August 9	Officially signed restricted free agent James Posey after Houston declined to match the offer sheet.
September 24	Waived forward Chris Owens.
September 26	Signed Richard Jeter, Shelton Jones and Robert O'Kelley.
September 30	Acquired Jake Tsakalidis and Bo Outlaw from Phoenix in exchange for Brevin Knight, Cezary Trybanski and Robert Archibald.
October 4	Signed Mike Miller to a six-year contract extension.
October 5	Picked up the fourth-year option for the 2004-05 season on the contracts of Shane Battier and Pau Gasol.
October 7	Waived Robert O'Kelley, Shelton Jones and Richard Jeter.
October 25	Michael Dickerson announced his retirement due to chronic pain caused by a groin strain and sports hernia surgery.
October 27	Waived Michael Dickerson.
December 3	Acquired Bonzi Wells from Portland in exchange for Wesley Person, a conditional 2004 first round draft pick and cash considerations.





# ALL-TIME TRANSACTIONS

## 2004

June 10 Assistant Coach Lionel Hollins signed a one-year contract extension.

June 22 Theron Smith was selected by the Charlotte Bobcats in the Expansion Draft.

June 24 Acquired the draft rights to Andre Emmett (35th overall) from Seattle in exchange for a 2005 second round pick and cash considerations.  
Acquired the draft rights to Antonio Burks (36th overall) from Orlando in exchange for cash considerations.  
Selected Sergei Lishouk in the second round (49th overall) of the 2004 NBA Draft.

July 7 Signed 2004 second round picks Andre Emmett and Antonio Burks to contracts.

July 14 Signed free agent Brian Cardinal to a multi-year contract.

July 15 Signed Shane Battier to a multi-year contract extension.

September 9 Matched the offer sheet Cleveland offered Jake Tsakalidis.

September 30 Signed restricted free agent Stromile Swift to a one-year contract.

October 1 Signed Pau Gasol to a multi-year contract extension.

November 1 Waived Bo Outlaw and Troy Bell.

November 25 Head Coach Hubie Brown resigned, Lionel Hollins named interim head coach.

December 2 Named Mike Fratello as head coach.  
Named Eric Musselman and Mitchell Anderson as assistant coaches.

## 2005

April 3 Announced resignation of General Manager Dick Versace.

June 28 Selected Hakim Warrick in the first round (19th overall) of the 2005 Draft.  
Acquired the draft rights to Lawrence Roberts (55th overall) from Seattle in exchange for two future second round draft picks and cash considerations.

July 1 Named Scott Adubato as assistant coach/workout coach.  
Named Jason Hamm as video coordinator.

July 9 Signed 2005 first round draft pick Hakim Warrick to a multi-year contract.

July 10 Signed 2005 second round draft pick Lawrence Roberts to a multi-year contract.

August 2 Acquired Bobby Jackson and Greg Ostertag from Sacramento in exchange for Bonzi Wells.  
Acquired Eddie Jones and Raul Lopez in a five-team trade involving Miami, Utah, Boston and New Orleans in exchange for Andre Emmett, Greg Ostertag, James Posey and Jason Williams.

August 5 Signed free agent Damon Stoudamire to a multi-year contract.

August 17 Requested waivers on Raul Lopez.

August 18 Signed Anthony Roberson to a contract.

September 27 Signed free agent Kimani Ffriend.

September 28 Signed free agent Kennedy Winston.

October 3 Signed free agent John Thomas.

October 8 Announced that Elliot Perry joined the franchise's ownership group, while Charles Ewing had sold his share of ownership.

October 24 Requested waivers on Kimani Ffriend and Kennedy Winston.

October 31 Signed President of Basketball Operations Jerry West to a two-year contract extension.

November 22 Waived John Thomas.

## 2006

January 23 Signed free agent Chuckie Atkins.

February 2 Assigned Anthony Roberson and Lawrence Roberts to the NBA Development League Arkansas RimRockers.

February 20 Recalled Anthony Roberson and Lawrence Roberts from the NBA Development League Arkansas RimRockers.

February 28 Re-assigned Anthony Roberson and Lawrence Roberts to the NBA Development League Arkansas RimRockers.

March 6 Recalled Anthony Roberson and Lawrence Roberts from the NBA Development League Arkansas RimRockers.

June 28 Selected Kyle Lowry in the first round (24th overall) of the 2006 NBA Draft.  
Acquired the draft rights to Alexander Johnson (45th overall) from Portland (via Indiana) in exchange for a second round pick in the 2008 NBA Draft.

July 6 Hired Paul Cormier as an assistant coach.

July 7 Signed 2006 first round draft pick Kyle Lowry to a multi-year contract.

July 12 Acquired the draft rights to Rudy Gay (8th overall) and Stromile Swift from Houston in exchange for Shane Battier.  
Signed 2006 first round draft pick Rudy Gay to a multi-year contract.

July 13 Signed free agent Tarence Kinsey to a contract.

July 17 Signed 2006 second round draft pick Alexander Johnson to a multi-year contract.

July 25 Waived Anthony Roberson.

July 31 Re-signed Chuckie Atkins to a one-year contract.

August 1 Signed Junior Harrington to a contract.

August 22 Hired Drew Graham as head athletic trainer.

## 2006 continued

October 1 Signed free agents Kimani Ffriend and Laron Profit.

October 13 Requested waivers on Kimani Ffriend and Laron Profit.

October 26 Waived Junior Harrington.

October 28 Exercised third-year option on Hakim Warrick.

December 28 Relieved Head Coach Mike Fratello of his duties; named Tony Barone, Sr. interim head coach.

## 2007

January 30 Signed Will Conroy to a 10-day contract.  
Waived Eddie Jones.

February 9 Signed Junior Harrington to a 10-day contract.

February 13 Acquired Scott Padgett from Houston in exchange for Jake Tsakalidis.

February 20 Signed Junior Harrington to a second 10-day contract.

March 1 Assigned Alexander Johnson to the Arkansas RimRockers of the NBA Development League.  
Signed Junior Harrington for the remainder of the season.

March 15 Recalled Alexander Johnson from the Arkansas RimRockers of the NBA Development League.

April 4 Waived Scott Padgett.

May 31 Hired Marc Iavaroni as head coach.

June 18 Hired Chris Wallace as general manager and vice president of basketball operations.

June 22 Hired Johnny Davis, Gordon Chiesa and David Joeger as assistant coaches.

June 28 Selected Mike Conley in the first round (4th overall) in the 2007 NBA Draft.

July 2 Hired Andy Greer as an assistant coach.

July 12 Hired Ron DuBois as an assistant coach.

July 13 Signed free agent Darko Milicic to a multi-year contract.  
Waived Alexander Johnson.

July 20 Signed free agent Andre Brown.

July 24 Signed free agent Casey Jacobsen.

August 17 Acquired the rights to Juan Carlos Navarro from Washington in exchange for a protected future first round draft pick.

September 29 Signed Dontell Jefferson and Kasib Powell.

October 5 Waived Kasib Powell.

October 25 Waived Dontell Jefferson.  
Picked up the 2008-09 options for Rudy Gay, Kyle Lowry and Hakim Warrick.

December 18 Waived Tarence Kinsey.

December 20 Signed Jeremy Richardson.

## 2008

January 7 Waived Jeremy Richardson.

January 10 Signed Bobby Jones to a 10-day contract.

January 20 Signed Bobby Jones to a second 10-day contract.

January 28 Waived Damon Stoudamire.

February 1 Acquired Kwame Brown, Javaris Crittenton, Aaron McKie, the draft rights to Marc Gasol, a protected (Top 3) first-round pick in 2008, a protected (Top 6) first-round pick in 2010 and cash considerations from the Los Angeles Lakers in exchange for Pau Gasol and a 2010 second round pick.

February 4 Acquired Jason Collins and cash considerations from New Jersey in exchange for Stromile Swift.

February 21 Acquired Marcus Vinicius from New Orleans and the draft rights to Malick Badiane and cash considerations from Houston in exchange for the draft rights to Sergei Lishouk (to Houston).

February 23 Waived Marcus Vinicius.

May 9 Waived Aaron McKie.

May 15 Promoted Greg Campbell to president of business operations.

June 17 Hired Kevin O'Neill as assistant coach.

June 26 Acquired the draft rights to O.J. Mayo (3rd overall), Marko Jaric, Antoine Walker and Greg Buckner from the Minnesota Timberwolves in exchange for the draft rights to Kevin Love (5th overall), Mike Miller, Brian Cardinal and Jason Collins.  
Acquired the draft rights to Darrell Arthur (27th overall) from the Houston Rockets in exchange for the draft rights to Donté Greene (28th overall) and a 2009 second-round pick.

June 30 Extended qualifying offer to Juan Carlos Navarro.

July 8 Signed 2008 first round draft picks O.J. Mayo and Darrell Arthur to multi-year contracts.

July 9 Signed 2007 second round draft pick Marc Gasol to a multi-year contract.

August 8 Renounced free agents Casey Jacobsen and Andre Brown.  
Signed restricted free agent Josh Smith to an offer sheet; offer matched by the Atlanta Hawks.

August 28 Signed free agent Hamed Haddadi to a multi-year contract.



# ALL-TIME TRANSACTIONS





# ALL-TIME TRANSACTIONS

## 2008 continued

September 28	Signed free agent Quinton Ross.
September 29	Signed free agent Brent Petway.
September 30	Signed Malick Badiane.
October 11	Waived Malick Badiane.
October 20	Waived Brent Petway.
October 31	Exercised fourth-year options on Rudy Gay and Kyle Lowry and third-year options on Mike Conley and Javaris Crittenton.
November 25	Assigned Hamed Haddadi to the NBA Development League's Dakota Wizards.
December 10	Reacquired a future first round pick from Washington (originally sent to the Wizards on Aug. 17, 2007 for Juan Carlos Navarro) in a three-team trade also involving the New Orleans Hornets; As part of the deal, Memphis traded Javaris Crittenton to Washington and sent future considerations involving a second round pick to New Orleans, while the Wizards traded Antonio Daniels to the Hornets for Mike James.
December 13	Signed free agent Darius Miles.
December 18	Waived Antoine Walker.
December 24	Recalled Hamed Haddadi from the Dakota Wizards. Reacquired a 2009 second round pick from Houston (originally sent to the Rockets on June 26, 2008 for the draft rights to Darrell Arthur) along with Steve Francis and cash considerations in exchange for a conditional 2011 second round pick.

## 2009

January 7	Waived Darius Miles. Acquired Shaun Livingston and cash considerations from the Miami Heat in exchange for a 2012 conditional second round draft pick; Waived Shaun Livingston.
January 10	Signed Darius Miles to a 10-day contract.
January 20	Signed Darius Miles to a second 10-day contract.
January 23	Relieved Marc Iavaroni of head coaching duties; Named Johnny Davis as interim head coach.
January 25	Named Lionel Hollins as head coach.
January 27	Hired Barry Hecker as assistant coach; Reassigned Kevin O'Neill as special assistant to the general manager; Relieved Andy Greer and Ron DuBois of assistant coaching duties. Waived Steve Francis.
January 30	Signed Darius Miles for the remainder of the season.
February 6	Hired Henry Bibby and Damon Stoudamire as assistant coaches.
February 17	Reassigned Hamed Haddadi to the Dakota Wizards.
February 18	Acquired Chris Mihm and cash considerations from the Los Angeles Lakers in exchange for a 2013 protected second round draft pick.
February 19	Acquired Orlando's 2009 unprotected first round draft pick along with Mike Wilks, Adonal Foyle and cash considerations from the Magic in a three-team trade also involving the Houston Rockets; As part of the deal, Houston acquired Kyle Lowry from Memphis and Brian Cook from Orlando, while Orlando acquired Rafer Alston from Houston.
March 1	Waived Adonal Foyle.
March 18	Recalled Hamed Haddadi from the Dakota Wizards.
June 25	Selected Hasheem Thabeet in the first round (2nd overall) of the 2009 NBA Draft. Selected DeMarre Carroll in the first round (27th overall) of the 2009 NBA Draft. Selected Sam Young in the second round (36th overall) of the 2009 NBA Draft. Acquired Quentin Richardson and cash considerations from New York in exchange for Darko Milicic.
June 29	Extended qualifying offers to Hakim Warrick and Juan Carlos Navarro.
July 9	Renounced the rights to free agents Darius Miles, Chris Mihm and Mike Wilks. Acquired a 2016 second round pick from Toronto, along with Jerry Stackhouse and cash considerations from Dallas in exchange for Greg Buckner (to Dallas) as part of a four-team, eight-player trade also involving Orlando.
July 10	Waived Jerry Stackhouse.
July 17	Acquired Zach Randolph from the Los Angeles Clippers in exchange for Quentin Richardson.
July 19	Signed 2009 first round draft pick Hasheem Thabeet to a multi-year contract.
July 25	Renounced qualifying offer to Hakim Warrick. Signed 2009 first round draft pick DeMarre Carroll to a multi-year contract.
July 29	Signed 2009 second round draft pick Sam Young to a multi-year contract.
August 6	Signed free agent Marcus Williams.
August 7	Acquired a protected 2010 first round draft pick and Steven Hunter from Denver in exchange for a future conditional second round draft pick.
August 27	Signed free agent Trey Gilder.
September 10	Renounced qualifying offer to Juan Carlos Navarro. Signed free agent Allen Iverson.
September 28	Signed free agents Thomas Gardner, Leon Rodgers and Mike Taylor.
October 8	Waived Thomas Gardner.
October 20	Waived Leon Rodgers.
October 22	Waived Mike Taylor.

## 2009 continued

October 29	Exercised fourth-year option on Mike Conley and exercised third-year options on O.J. Mayo and Darrell Arthur.
November 5	Waived Trey Gilder.
November 14	Signed free agent Jamaal Tinsley.
November 17	Waived Allen Iverson.
December 24	Waived Marko Jaric.

## 2010

January 8	Claimed Lester Hudson off waivers.
February 18	Acquired Ronnie Brewer from the Utah Jazz in exchange for a future protected first round draft pick.
February 25	Assigned Hasheem Thabeet to the NBA Development League's Dakota Wizards.
February 27	Assigned Lester Hudson to the Dakota Wizards.
March 8	Recalled Hasheem Thabeet from the Dakota Wizards.
May 11	Signed Head Coach Lionel Hollins to a multi-year contract extension.
June 24	Selected Xavier Henry in the first round (12th overall) of the 2010 NBA Draft. Selected Dominique Jones in the first round (25th overall) of the 2010 NBA Draft and traded his draft rights to the Dallas Mavericks. Selected Greivis Vasquez in the first round (28th overall) of the 2010 NBA Draft. Extended qualifying offer to Rudy Gay.
June 30	Waived Lester Hudson.
July 1	Re-signed Rudy Gay to a multi-year contract extension.
July 8	Signed free agent Tony Allen.
July 13	Signed free agent Acie Law.
August 5	Signed first round draft picks Xavier Henry and Greivis Vasquez to multi-year contracts.
September 24	Signed free agents Luke Jackson, Tre Kelley, Kenny Thomas and Damien Wilkins.
September 28	Signed free agent Josh Davis.
September 29	Waived Luke Jackson, Trey Kelley and Kenny Thomas.
October 11	Waived Josh Davis and Damien Wilkins.
October 21	Signed Mike Conley to a multi-year contract extension.
November 1	Waived Acie Law.
December 4	Assigned DeMarre Carroll to the NBA Development League's Dakota Wizards.

## 2011

January 5	Recalled DeMarre Carroll from the Dakota Wizards.
February 7	Signed free agent Jason Williams.
February 21	Signed free agent Rodney Carney to a 10-day contract.
February 24	Acquired Shane Battier and Ish Smith from the Houston Rockets in exchange for Hasheem Thabeet, DeMarre Carroll and a future lottery-protected first round draft pick.
March 5	Signed free agent Leon Powe.
April 18	Jason Williams announced retirement.
April 20	Signed Zach Randolph to a multi-year contract extension.
June 23	Selected Josh Selby in the second round (49th overall) of the 2011 NBA Draft.
June 24	Extended qualifying offer to Marc Gasol.
June 27	Exercised contract option on Sam Young.
June 28	Extended qualifying offer to Hamed Haddadi.
December 5	Added Bob Thornton as an assistant coach and Lloyd Pierce as a player development coach.
December 10	Signed second round draft pick Josh Selby to a multi-year contract. Signed free agent Jeremy Pargo. Signed free agents Josh Davis, Mikki Moore, Jared Reiner, Walter Sharpe and Brian Skinner.
December 11	Waived Jared Reiner.
December 14	Re-signed Marc Gasol to a multi-year contract. Waived Ish Smith. Waived Mikki Moore. Signed free agent Dante Cunningham.
December 15	Waived Walter Sharpe.
December 23	Acquired Quincy Pondexter from the New Orleans Hornets in exchange for Greivis Vasquez.
December 24	Waived Brian Skinner.



# ALL-TIME TRANSACTIONS

## 2012

January 4	As part of a three-team trade, traded Xavier Henry to the New Orleans Hornets and a 2012 second round draft pick to the Philadelphia 76ers and acquired Marreese Speights from Philadelphia; Philadelphia also acquired a 2013 second round draft pick from New Orleans.
February 6	Waived Josh Davis.
February 13	Assigned Josh Selby to the NBA Development League's Reno Bighorns.
February 27	Recalled Josh Selby from the Reno Bighorns.
March 15	Acquired the draft rights to Ricky Sanchez from the Philadelphia 76ers in exchange for Sam Young.
March 20	Signed free agent Gilbert Arenas.
March 26	Assigned Josh Selby to the Reno Bighorns.
March 31	Recalled Josh Selby from the Reno Bighorns.
April 5	Assigned Josh Selby to the Reno Bighorns.
April 9	Recalled Josh Selby from the Reno Bighorns.
April 20	Signed free agent Lester Hudson.
June 28	Selected Tony Wroten in the first round (25th overall) of the 2012 NBA Draft.
July 13	Signed free agent Jerryd Bayless. Re-signed Marreese Speights to a multi-year contract. Re-signed Darrell Arthur to a multi-year contract. Signed first round pick Tony Wroten to a multi-year contract.
July 24	Acquired Wayne Ellington from the Minnesota Timberwolves in exchange for Dante Cunningham.
July 25	Acquired D.J. Kennedy from the Cleveland Cavaliers in exchange for Jeremy Pargo, a 2013 second round draft pick and cash considerations.
July 28	Re-signed Hamed Haddadi to a multi-year contract.
September 18	Waived D.J. Kennedy.
September 29	Signed free agents Michael Dunigan, Ronald Dupree, Jarrid Famous, Jerome Jordan and D.J. Kennedy.
October 1	Signed free agents Ronald Murray and Kyle Weaver.

## 2013

January 10	Re-assigned Tony Wroten to the D-League's Reno Bighorns.
January 14	Recalled Tony Wroten from the D-League's Reno Bighorns.
January 22	Traded Marreese Speights, Wayne Ellington, Josh Selby and a 2013 first round draft pick to the Cleveland Cavaliers for Jon Leuer.
January 23	Signed Chris Johnson to a 10-day contract.
January 30	As part of a three-team trade, traded Rudy Gay and Hamed Haddadi to the Toronto Raptors; the Detroit Pistons traded Tayshaun Prince and Austin Daye to Memphis; Toronto traded Ed Davis and a 2013 second round draft pick to Memphis and traded Jose Calderon to Detroit.
February 3	Signed Chris Johnson to a second 10-day contract.
February 21	Traded the draft rights to Ricky Sanchez to the Miami Heat for Dexter Pittman and a 2013 second round draft pick.
April 3	Signed free agent Keyon Dooling.
April 6	Assigned Keyon Dooling and re-assigned Tony Wroten to the D-League's Reno Bighorns.
April 7	Recalled Keyon Dooling and Tony Wroten from the D-League's Reno Bighorns.
April 14	Waived Dexter Pittman.
April 17	Signed free agents Donté Greene and Willie Reed.
June 27	Named Dave Joergel as head coach. Selected Jamaal Franklin in the second round (41st overall) of the 2013 NBA Draft. Selected Joffrey Lauvergne in the second round (55th overall) of the 2013 NBA Draft. Selected Janis Timma in the second round (60th overall) of the 2013 NBA Draft. Traded Darrell Arthur and the draft rights to Joffrey Lauvergne to the Denver Nuggets for Kosta Koufos.
July 15	Re-signed Tony Allen to a multi-year contract. Re-signed Jon Leuer to a multi-year contract.
July 22	Lifted protection on a 2016 second round draft pick owed to Dallas (via Denver) for the draft rights to Nick Calathes.
July 23	Claimed Josh Akognon off waivers.
July 26	Signed second round draft pick Jamaal Franklin to a multi-year contract.
July 30	Signed free agent Mike Miller.
August 14	Traded Donté Greene to the Boston Celtics for Fab Melo.
August 20	Signed Nick Calathes to a multi-year contract.
August 22	Traded Tony Wroten to the Philadelphia 76ers for a conditional 2014 second round draft pick and a trade exception.
August 30	Waived Fab Melo.
September 23	Hired Elston Turner, Duane Ticknor and Shawn Respert as assistant coaches.
September 29	Signed free agents Derrick Byars, Melvin Ely and Tony Gaffney.
October 6	Waived Josh Akognon and Derrick Byars.
October 31	Signed Quincy Pondexter to a multi-year extension.
December 16	Called up free agent James Johnson from the D-League's Rio Grande Valley Vipers.
December 24	Called up free agent Seth Curry from the D-League's Santa Cruz Warriors.



# ALL-TIME TRANSACTIONS

## 2014

January 5	Assigned Jamaal Franklin to the D-League's Fort Wayne Mad Ants. Waived Seth Curry.
January 7	As part of a three-team trade, Memphis traded Jerryd Bayless to Boston and traded a conditional 2014 second round draft pick (from Philadelphia) and a conditional 2017 second round draft pick to the Oklahoma City Thunder... Boston traded Courtney Lee and a 2016 second round draft pick to Memphis... Oklahoma City traded Ryan Gomes to Boston. Recalled Jamaal Franklin from the D-League's Fort Wayne Mad Ants. Re-assigned Jamaal Franklin to the D-League's Fort Wayne Mad Ants.
January 10	Re-assigned Jamaal Franklin to the D-League's Fort Wayne Mad Ants.
January 12	Recalled Jamaal Franklin from the D-League's Fort Wayne Mad Ants.
February 3	Signed Darius Morris to a 10-day contract.
February 26	Re-assigned Jamaal Franklin to the D-League's Fort Wayne Mad Ants.
February 27	Claimed Beno Udrih off waivers.
April 4	Recalled Jamaal Franklin from the D-League's Fort Wayne Mad Ants.
May 6	Entered into a single-affiliation partnership with NBA Development League's Iowa Energy for the 2014-15 season.
May 19	Announced Chris Wallace as interim general manager.
May 27	Signed head coach Dave Joergel to a contract extension.
June 26	Selected Jordan Adams in the first round (22nd overall) of the 2014 NBA Draft. Traded a 2016 second round draft pick to the Utah Jazz for the draft rights to Jarnell Stokes (35th overall). Zach Randolph exercised 2014-15 player option and signed multi-year contract extension with the Grizzlies. Signed first round draft pick Jordan Adams to a multi-year contract. Signed Vince Carter to a multi-year contract. Re-signed Beno Udrih to a multi-year contract.
July 3	Promoted Jason Wexler to President of Business Operations of the Memphis Grizzlies and FedExForum.
July 23	Promoted interim general manager Chris Wallace to general manager and signed him to a multi-year contract.
July 29	Named Ed Stefanski executive vice president of player personnel. Named Jeff Bzdelik assistant coach, John Townsend director of player development and Trevor Moawad mental endurance coach. Promoted Jason March to assistant coach/advance scout and Drew Graham to head athletic trainer and vice president of player care. Signed second round draft pick Jarnell Stokes to a multi-year contract.
August 18	Waived Jamaal Franklin.
August 31	Signed Michael Beasley, Patrick Christopher, Earl Clark, Luke Hancock, Kalin Lucas and Hassan Whiteside.
September 25	Named Elliot Perry director of player support.
October 8	Waived Michael Beasley.
October 9	Waived Luke Hancock.
October 13	Waived Earl Clark and Hassan Whiteside.
October 22	Waived Patrick Christopher and Kalin Lucas.
October 25	Re-signed Kalin Lucas as a Call-Up from the Iowa Energy.
November 4	Assigned Jordan Adams and Jarnell Stokes to the NBA Development League's Iowa Energy.
November 8	Waived Kalin Lucas.
November 9	Recalled Jordan Adams and Jarnell Stokes from Iowa.
November 10	Re-signed Kalin Lucas and Hassan Whiteside as Call-Ups from the Iowa Energy.
November 19	Waived Kalin Lucas and Hassan Whiteside.
November 20	Hired Glynn Cyprien as basketball operations assistant/scout.
November 24	Re-assigned Jordan Adams to the Iowa Energy.
November 25	Re-assigned Jarnell Stokes to the Iowa Energy.
December 1	Recalled Jarnell Stokes from Iowa.
December 3	Recalled Jordan Adams from Iowa.
December 8	Re-assigned Jordan Adams to the Iowa Energy.
December 12	Re-assigned Jarnell Stokes to the Iowa Energy.
December 19	Recalled Jordan Adams and Jarnell Stokes from Iowa. 2015

## 2015

January 12	As part of a three-team trade, traded Tayshaun Prince and a future first round pick to the Boston Celtics and traded Quincy Pondexter and a 2015 second round pick to the New Orleans Pelicans... Boston traded Jeff Green to Memphis... New Orleans traded Austin Rivers to Boston and traded Russ Smith to Memphis.
January 20	Re-assigned Jordan Adams, Russ Smith and Jarnell Stokes to the Iowa Energy.
January 22	Signed Tyrus Thomas to a 10-day contract as a Call-Up from the Iowa Energy.
January 26	Recalled Jordan Adams from Iowa.
February 2	Signed JaMychal Green to a 10-day contract as a Call-Up from the Austin Spurs.
February 7	Re-assigned Jordan Adams to the Iowa Energy.
February 8	Recalled Jordan Adams from Iowa.





# ALL-TIME TRANSACTIONS

February 10 Recalled Jarnell Stokes and Russ Smith from Iowa.  
 February 19 Signed JaMychal Green to a second 10-day contract.  
 February 22 Re-assigned Russ Smith and Jarnell Stokes to the Iowa Energy.  
 March 2 Signed JaMychal Green to a multi-year contract.  
 March 12 Recalled Jarnell Stokes and Russ Smith from Iowa.  
 March 17 Re-assigned Jarnell Stokes to the Iowa Energy.  
 March 24 Re-assigned Russ Smith to the Iowa Energy.  
 March 30 Recalled Jarnell Stokes and Russ Smith from Iowa.  
 June 18 Jeff Green exercised player option for the 2015-16 season.  
 June 24 Traded draft rights to Janis Timma to Orlando for Luke Ridnour.  
 June 25 Traded Luke Ridnour to Charlotte for Matt Barnes.  
 Selected Jarell Martin in the first round (25th overall) of the 2015 NBA Draft.  
 Traded Jon Leuer to the Phoenix Suns for the draft rights to Andrew Harrison (44th overall in the 2015 NBA Draft).  
 June 30 Extended qualifying offer to Nick Calathes.  
 July 9 Signed free agent Brandon Wright to a multi-year contract.  
 July 10 Signed first round draft pick Jarell Martin to a multi-year contract.  
 July 13 Re-signed Marc Gasol to a multi-year contract.  
 September 28 Signed free agents Yakhoubia Diawara, Ryan Hollins, Michael Holyfield, Lazeric Jones and Daniel Nwaele.  
 October 5 Waived Daniel Nwaelele.  
 October 6 Signed free agent Sampson Carter.  
 October 7 Waived Michael Holyfield.  
 October 7 Signed free agent Alex Stepheson.  
 October 24 Waived Sampson Carter, Yakhoubia Diawara, Lazeric Jones and Alex Stepheson.  
 October 26 Waived Ryan Hollins.  
 October 27 Exercised the third-year contract option on Jordan Adams.  
 November 10 Traded Beno Udrih and Jarnell Stokes to the Miami Heat for Mario Chalmers and James Ennis.  
 December 4 Assigned James Ennis to the Iowa Energy.  
 December 6 Recalled James Ennis from the Iowa Energy.  
 December 8 Re-assigned James Ennis to the Iowa Energy.  
 December 9 Recalled James Ennis from the Iowa Energy.  
 December 11 Re-assigned James Ennis to the Iowa Energy.  
 December 13 Recalled James Ennis from the Iowa Energy.  
 December 17 Assigned James Ennis, Jarell Martin and Russ Smith to the Iowa Energy.  
 December 17 Recalled James Ennis, Jarell Martin and Russ Smith from the Iowa Energy.  
 December 22 Re-assigned James Ennis, Jarell Martin and Russ Smith to the Iowa Energy.  
 December 24 Recalled James Ennis, Jarell Martin and Russ Smith from the Iowa Energy.  
 December 27 Re-assigned James Ennis to the Iowa Energy.  
 December 28 Re-assigned Jarell Martin to the Iowa Energy.  
 December 29 Signed free agent Ryan Hollins and waived Russ Smith.

## 2016

January 7 Waived Ryan Hollins.  
 January 8 Signed Elliot Williams to a 10-day contract as a Call Up from the D-League's Santa Cruz Warriors.  
 January 8 Recalled James Ennis and Jarell Martin from the Iowa Energy.  
 January 15 Re-assigned James Ennis to the Iowa Energy.  
 January 21 Signed Ryan Hollins to a 10-day contract.  
 February 1 Signed Ryan Hollins to a second 10-day contract.  
 February 3 Recalled James Ennis and Jarell Martin from the Iowa Energy.  
 February 3 Re-assigned James Ennis and Jarell Martin to the Iowa Energy.  
 February 9 Recalled Jarell Martin from the Iowa Energy.  
 February 16 As part of a three-team trade, Memphis traded Courtney Lee to Charlotte... Charlotte traded P.J. Hairston and two future second round draft picks to Memphis and traded Brian Roberts to Miami... Miami traded Chris Andersen and two future second round draft picks to Memphis.  
 February 17 Recalled James Ennis from the Iowa Energy.  
 February 18 Traded Jeff Green to the Los Angeles Clippers for a future first round draft pick and Lance Stephenson.  
 February 25 Re-assigned Jarell Martin to the Iowa Energy.  
 February 29 Recalled Jarell Martin from the Iowa Energy.  
 March 2 Waived James Ennis.  
 March 2 Re-signed Ryan Hollins for the remainder of the season.  
 March 10 Waived Mario Chalmers.



# ALL-TIME TRANSACTIONS

March 11 Signed Briante Weber to a 10-day contract as a Call-Up from the D-League's Sioux Falls Skyforce.  
 March 12 Signed Ray McCallum and Alex Stepheson to 10-day contracts pursuant to the NBA's hardship rules.  
 March 16 Signed Xavier Munford to a 10-day contract as a Call-Up from the D-League's Bakersfield Jam and pursuant to the NBA's hardship rules.  
 March 21 Signed Jordan Farmar to a 10-day contract.  
 March 22 Signed Ray McCallum to a second 10-day contract.  
 March 27 Signed Xavier Munford to a second 10-day contract.  
 March 31 Signed Jordan Farmar for the remainder of the season.  
 April 1 Signed Bryce Cotton to a 10-day contract pursuant to the NBA's hardship rules.  
 April 7 Waived Ryan Hollins.  
 April 7 Signed Xavier Munford to a multi-year contract.  
 April 11 Signed Bryce Cotton for the remainder of the regular season pursuant to the NBA's hardship rules.  
 May 6 Named Matt Woodley head coach of the Iowa Energy.  
 May 7 Relieved Dave Joergel of head coaching responsibilities.  
 May 29 Named David Fizdale head coach.  
 June 8 Named J.B. Bickerstaff associate head coach and Nick Van Exel as assistant coach.  
 June 23 Selected Wade Baldwin IV in the first round (17th overall) of the 2016 NBA Draft.  
 Selected Wang Zhelin in the second round (57th overall) of the 2016 NBA Draft.  
 Traded a future first round draft pick to the Boston Celtics for the draft rights to Deyonta Davis (31st overall) and Rade Zagorac (35th).  
 Claimed Tony Wroten off waivers.  
 Named Keith Smart and Adam Mazarei assistant coaches.  
 July 5 Signed Chandler Parsons to a multi-year contract.  
 July 10 Signed Andrew Harrison to a multi-year contract.  
 Signed Deyonta Davis to a multi-year contract.  
 July 11 Waived Tony Wroten.  
 July 12 Acquired Troy Daniels from the Charlotte Hornets in a sign-and-trade deal.  
 July 13 Signed James Ennis to a multi-year contract.  
 July 14 Re-signed Mike Conley to a multi-year contract.  
 July 15 Signed Wade Baldwin IV to a multi-year contract.  
 July 21 Signed D.J. Stephens.  
 July 26 Signed Wayne Selden and Troy Williams.  
 August 4 Signed Tony Wroten.  
 August 17 Named Bob Bender assistant coach and Bob Thate shooting coach.  
 September 23 Signed free agent Chris Crawford.  
 September 26 Named Allen Gruver medical director and Eric Oetter director of performance; promoted Jim Scholler to head athletic trainer.  
 October 7 Waived Tony Wroten.  
 October 9 Signed free agent Vince Hunter.  
 October 20 Waived Chris Crawford and Vince Hunter.  
 October 20 Signed Matt Costello and Kellen Dunham.  
 October 21 Signed free agent JaKarr Sampson and waived Kellen Dunham.  
 October 22 Waived JaKarr Sampson, Wayne Selden Jr. and D.J. Stephens.  
 October 24 Waived Jordan Adams and Matt Costello.  
 November 20 Assigned Wade Baldwin IV to the NBA Development League's Iowa Energy.  
 November 25 Recalled Wade Baldwin IV from the Iowa Energy.  
 December Signed Toney Douglas pursuant to the NBA's hardship rules.  
 December Waived Toney Douglas.  
 December Assigned Wade Baldwin IV to the Iowa Energy.  
 December Assigned Troy Williams to the Iowa Energy.  
 December 28 Recalled Wade Baldwin IV from the Iowa Energy.

## 2017


January 4 Recalled Troy Williams from the Iowa Energy.  
 January 5 Assigned Wade Baldwin IV and Troy Williams to the Iowa Energy.  
 January 22 Assigned Jarell Martin to the Iowa Energy.  
 January 24 Purchased a D-League expansion franchise to begin play for the 2017-18 season in Southaven, Miss.  
 January 25 Recalled Troy Williams from the Iowa Energy.  
 January 26 Assigned Troy Williams to the Iowa Energy.  
 January 28 Recalled Wade Baldwin IV from the Iowa Energy.  
 January 30 Waived Troy Williams.  
 January 30 Re-signed Toney Douglas to a 10-day contract.  
 January 31 Assigned Wade Baldwin IV to the Iowa Energy.



# ALL-TIME TRANSACTIONS

February 6	Assigned Deyonta Davis to the Iowa Energy.
February 9	Signed Toney Douglas to a second 10-day contract.
February 15	Recalled Wade Baldwin IV, Deyonta Davis and Jarell Martin from the Iowa Energy.
February 22	Assigned Wade Baldwin IV and Jarell Martin to the Iowa Energy.
February 23	Signed Toney Douglas for the remainder of the season.
March 10	Assigned Deyonta Davis to the Iowa Energy.
March 13	Recalled Deyonta Davis from the Iowa Energy.
March 15	Assigned Deyonta Davis to the Iowa Energy.
March 18	Waived Toney Douglas.
March 18	Signed Wayne Selden Jr. to a multi-year contract.
March 18	Recalled Deyonta Davis from the Iowa Energy.
March 20	Assigned Deyonta Davis to the Iowa Energy.
March 26	Recalled Wade Baldwin IV and Deyonta Davis from the Iowa Energy.
March 31	Recalled Jarell Martin from the Iowa Energy.
June 22	Traded a 2019 second round draft pick to the Orlando Magic for the draft rights to Ivan Rabb (35th overall). Traded a 2018 second round draft pick to the Houston Rockets for the draft rights to Dillon Brooks (45th overall).
July 1	Signed Kobi Simmons to a two-way contract. Signed Wayne Selden Jr. to a multi-year contract.
July 6	Signed Ben McLemore to a multi-year contract.
July 8	Signed Rade Zagorac to a multi-year contract.
July 9	Signed Jeremy Morgan.
July 10	Signed Tyreke Evans.
July 19	Signed Mario Chalmers.
July 21	Signed Dillon Brooks to a multi-year contract.
September 11	Signed Vince Hunter to a two-way contract.
September 21	Signed Ivan Rabb to a multi-year contract.
September 22	Traded Troy Daniels and a 2018 second round draft pick to the Phoenix Suns for a protected 2018 second round draft pick.
September 27	Signed JaMychal Green to a multi-year contract.

HISTORY



# PLAYOFFS





## PLAYOFF WON & LOST RECORDS

Season	OVERALL RECORD				HOME			ROAD		
	W	L	Pct	Finish	W	L	Pct	W	L	Pct
2016-17	2	4	.333	Lost NBA Western Conference First Round vs San Antonio	2	1	.667	0	3	.000
2015-16	0	4	.000	Lost NBA Western Conference First Round vs San Antonio	0	2	.000	0	2	.000
2014-15	6	5	.545	Lost NBA Western Conference Semifinals vs Golden State	4	2	.667	2	3	.400
2013-14	3	4	.429	Lost NBA Western Conference First Round vs Oklahoma City	1	2	.333	2	2	.500
2012-13	8	7	.533	Lost NBA Western Conference Finals vs San Antonio	5	2	.714	3	5	.375
2011-12	3	4	.428	Lost NBA Western Conference First Round vs LA Clippers	2	2	.500	1	2	.333
2010-11	7	6	.538	Lost NBA Western Conference Semifinals vs Oklahoma City	5	1	.833	2	5	.286
2006-10	Did not qualify									
2005-06	0	4	.000	Lost NBA Western Conference First Round vs Dallas	0	2	.000	0	2	.000
2004-05	0	4	.000	Lost NBA Western Conference First Round vs Phoenix	0	2	.000	0	2	.000
2003-04	0	4	.000	Lost NBA Western Conference First Round vs San Antonio	0	2	.000	0	2	.000
1995-03	Did not qualify									
<b>Total</b>	<b>29</b>	<b>46</b>	<b>.387</b>		<b>19</b>	<b>18</b>	<b>.514</b>	<b>10</b>	<b>28</b>	<b>.263</b>

## PLAYOFF GAME BY GAME HISTORY

### 2017 PLAYOFFS

Date	Opponent	Mem	Opp	Hm	Rd	Tot	Atten.	Grizzlies Top Scorer	Grizzlies Top Rebounder	Opponent Top Scorer	
Apr 15	@ San Antonio	L	82	111	0-0	0-1	0-1	18,418	Gasol-32	Conley/Gasol-5	Leonard-32
Apr 17	@ San Antonio	L	82	96	0-0	0-2	0-2	18,418	Conley-24	Randolph-10	Leonard-37
Apr 20	San Antonio	W	105	94	1-0	0-2	1-2	18,119	Conley-24	Randolph-8	Leonard-18
Apr 22	San Antonio	W	110	108 (OT)	2-0	0-2	2-2	18,119	Conley-35	Gasol-12	Leonard-43
Apr 25	@ San Antonio	L	103	116	2-0	0-3	2-3	18,418	Conley-26	Randolph-6	Leonard-28
Apr 27	San Antonio	L	96	103	2-1	0-3	2-4	18,119	Conley-26	Randolph-11	Leonard-29

### 2016 PLAYOFFS

Date	Opponent	Mem	Opp	Hm	Rd	Tot	Atten.	Grizzlies Top Scorer	Grizzlies Top Rebounder	Opponent Top Scorer	
Apr 17	@ San Antonio	L	74	106	0-0	0-1	0-1	18,418	Carter-16	Andersen-9	Leonard-20
Apr 19	@ San Antonio	L	68	94	0-0	0-2	0-2	18,418	Allen-12	Randolph-12	Mills-16
Apr 22	San Antonio	L	87	96	0-1	0-2	0-3	18,119	Randolph-20	Barnes/Randolph-11	Leonard-32
Apr 24	San Antonio	L	95	116	0-2	0-2	0-4	18,119	Stephenson-26	Andersen-13	Leonard-21

### 2015 PLAYOFFS

Date	Opponent	Mem	Opp	Hm	Rd	Tot	Atten.	Grizzlies Top Scorer	Grizzlies Top Rebounder	Opponent Top Scorer	
Apr 19	Portland	W	100	86	1-0	0-0	1-0	18,119	Udrih-20	Gasol/Randolph-11	Aldridge-32
Apr 22	Portland	W	97	82	2-0	0-0	2-0	18,119	Conley/Lee-18	Randolph-10	Aldridge-24
Apr 25	@ Portland	W	115	109	2-0	1-0	3-0	19,945	Gasol-25	Gasol-7	Batum-27
Apr 27	@ Portland	L	92	99	2-0	1-1	3-1	19,541	Gasol-21	Allen-10	Lillard-32
Apr 29	Portland	W	99	93	3-0	1-1	4-1	18,119	Gasol-26	Gasol-14	McCollum-33
May 3	@ Golden State	L	86	101	3-0	1-2	4-2	19,596	Gasol-21	Gasol/Randolph-9	Curry-22
May 5	@ Golden State	W	97	90	3-0	2-2	5-2	19,596	Conley-22	Carter/Randolph-7	Curry-19
May 9	Golden State	W	99	89	4-0	2-2	6-2	18,119	Randolph-22	Gasol-15	Curry-23
May 11	Golden State	L	84	101	4-1	2-2	6-3	18,119	Gasol-19	Randolph-11	Curry-33
May 13	@ Golden State	L	78	98	4-1	2-3	6-4	19,596	Gasol-18	Gasol-12	Thompson-21
May 15	Golden State	L	95	108	4-2	2-3	6-5	18,119	Gasol-21	Gasol-15	Curry-32

### 2014 PLAYOFFS

Date	Opponent	Mem	Opp	Hm	Rd	Tot	Atten.	Grizzlies Top Scorer	Grizzlies Top Rebounder	Opponent Top Scorer	
Apr 19	@ Oklahoma City	L	86	100	0-0	0-1	0-1	18,203	Randolph-21	Randolph-11	Durant-33
Apr 21	@ Oklahoma City	W	111	105 (OT)	0-0	1-1	1-1	18,203	Randolph-25	Allen-8	Durant-36
Apr 24	Oklahoma City	W	98	95 (OT)	1-0	1-1	2-1	18,119	Conley-20	Randolph-10	Durant/Westbrook-30
Apr 26	Oklahoma City	L	89	92 (OT)	1-1	1-1	2-2	18,119	Gasol-23	Allen-13	Jackson-32
Apr 29	@ Oklahoma City	W	100	99 (OT)	1-1	2-1	3-2	18,203	Miller-21	Gasol-15	Westbrook-30
May 1	Oklahoma City	L	84	104	1-2	2-1	3-3	18,119	Gasol-17	Randolph-8	Durant-36
May 3	@ Oklahoma City	L	109	120	1-2	2-2	3-4	18,203	Gasol-24	Leuer-7	Durant-33

### 2013 PLAYOFFS

Date	Opponent	Mem	Opp	Hm	Rd	Tot	Atten.	Grizzlies Top Scorer	Grizzlies Top Rebounder	Opponent Top Scorer	
Apr 20	@ LA Clippers	L	91	112	0-0	0-1	0-1	19,373	Bayless-19	Davis-6	Paul-23
Apr 22	@ LA Clippers	L	91	93	0-0	0-2	0-2	19,276	Conley-28	Allen-10	Paul-24
Apr 25	LA Clippers	W	94	82	1-0	0-2	1-2	18,119	Randolph-27	Randolph-11	Griffin-16
Apr 27	LA Clippers	W	104	83	2-0	0-2	2-2	18,119	Gasol/Randolph-24	Gasol-13	Griffin/Paul-19
Apr 30	@ LA Clippers	W	103	93	2-0	1-2	3-2	19,384	Randolph-25	Randolph-11	Paul-35
May 3	LA Clippers	W	118	105	3-0	1-2	4-2	18,119	Conley/Randolph-23	Allen/Gasol-7	Barnes-30
May 5	@ Oklahoma City	L	91	93	3-0	1-3	4-3	18,203	Gasol-20	Gasol/Randolph-10	Durant-35
May 7	@ Oklahoma City	W	99	93	3-0	2-3	5-3	18,203	Conley-26	Gasol-10	Durant-36
May 11	Oklahoma City	W	87	81	4-0	2-3	6-3	18,119	Gasol-20	Randolph-10	Durant-25
May 13	Oklahoma City	W	103	97 (OT)	5-0	2-3	7-3	18,119	Conley-24	Randolph-12	Durant-27
May 15	@ Oklahoma City	W	88	84	5-0	3-3	8-3	18,203	Randolph-28	Randolph-14	Durant-21
May 19	@ San Antonio	L	83	105	5-0	3-4	8-4	18,581	Pondexter-17	Gasol/Randolph-7	Parker-20
May 21	@ San Antonio	L	89	93 (OT)	5-0	3-5	8-5	18,581	Bayless/Conley-18	Randolph-18	Duncan-17
May 25	San Antonio	L	93	104 (OT)	5-1	3-5	8-6	18,119	Conley-20	Randolph-15	Parker-26
May 27	San Antonio	L	86	93	5-2	3-5	8-7	18,119	Pondexter-22	Allen/Randolph-8	Parker-37

### 2012 PLAYOFFS

Date	Opponent	Mem	Opp	Hm	Rd	Tot	Atten.	Grizzlies Top Scorer	Grizzlies Top Rebounder	Opponent Top Scorer	
Apr 29	LA Clippers	L	98	99	0-1	0-0	0-1	18,119	Gay-19	Speights-9	Young-19
May 2	LA Clippers	W	105	98	1-1	0-0	1-1	18,119	Gay-21	Randolph-8	Paul-29
May 5	@ LA Clippers	L	86	87	1-1	0-1	1-2	19,060	Gay-24	Gasol-10	Paul-24
May 7	@ LA Clippers	L	97	101	1-1	0-2	1-3	19,167	Conley-25	Randolph-9	Griffin-30
May 9	LA Clippers	W	92	80	2-1	0-2	2-3	18,117	Gasol-23	Randolph-10	Williams-20
May 11	@ LA Clippers	W	90	88	2-1	1-2	3-3	19,060	Gasol-23	Randolph-16	Griffin-17
May 13	LA Clippers	L	72	82	2-2	1-2	3-4	18,117	Gasol/Gay-19	Randolph-12	Paul-19

### 2011 PLAYOFFS

Date	Opponent	Mem	Opp	Hm	Rd	Tot	Atten.	Grizzlies Top Scorer	Grizzlies Top Rebounder	Opponent Top Scorer	
Apr 17	@ San Antonio	W	101	98	0-0	1-0	1-0	18,581	Randolph-25	Randolph-14	Parker-20
Apr 20	@ San Antonio	L	87	93	0-0	1-1	1-1	18,760	Young-17	Gasol-17	Giinobili-17
Apr 23	San Antonio	W	91	88	1-0	1-1	2-1	18,119	Randolph-25	Gasol-9	Giinobili-23
Apr 25	San Antonio	W	104	86	2-0	1-1	3-1	18,119	Conley-15	Gasol-9	Parker-23
Apr 27	@ San Antonio	L	103	110 (OT)	2-0	1-2	3-2	18,581	Randolph-26	Gasol-17	Giinobili-33
Apr 29	San Antonio	W	99	91	3-0	1-2	4-2	18,119	Randolph-31	Gasol-13	Parker-23
May 1	@ Oklahoma City	W	114	101	3-0	2-2	5-2	18,203	Randolph-34	Gasol-13	Durant-33
May 3	@ Oklahoma City	L	102	111	3-0	2-3	5-3	18,203	Conley-24	Gasol-10	Durant-26
May 7	Oklahoma City	W	101	93 (OT)	4-0	2-3	6-3	18,119	Randolph-21	Randolph-21	Westbrook-23
May 9	Oklahoma City	L	123	133 (3OT)	4-1	2-3	6-4	18,119	Randolph-34	Gasol-21	Westbrook-40
May 11	@ Oklahoma City	L	72	99	4-1	2-4	6-5	18,203	Gasol-15	Randolph-7	Durant-19
May 13	Oklahoma City	W	95	83	5-1	2-4	7-5	18,119	Oklahoma City-30	Randolph-13	Westbrook-27
May 15	@ Oklahoma City	L	90	105	5-1	2-5	7-6	18,203	Conley-18	Randolph-10	Durant-39

### 2006 PLAYOFFS

Date	Opponent	Mem	Opp	Hm	Rd	Tot	Atten.	Grizzlies Top Scorer	Grizzlies Top Rebounder	Opponent Top Scorer	
Apr 23	@ Dallas	L	93	103	0-0	0-1	0-1	20,340	Gasol-24	Tsakalidis-8	Nowitzki-31
Apr 26	@ Dallas	L	79	94	0-0	0-2	0-2	20,612	Gasol-16	Gasol-7	Nowitzki-31
Apr 29	Dallas	L	89	94 (OT)	0-1	0-2	0-3	17,871	Atkins-20	Wright-10	Nowitzki-36
May 1	Dallas	L	76	102	0-2	0-2	0-4	15,104	Gasol-25	Battier-7	Nowitzki-27

### 2005 PLAYOFFS

Date	Opponent	Mem	Opp	Hm	Rd	Tot	Atten.	Grizzlies Top Scorer	Grizzlies Top Rebounder	Opponent Top Scorer	
Apr 24	@ Phoenix	L	103	114	0-0	0-1	0-1	18,422	Miller-19	Battier-9	Marion-26
Apr 27	@ Phoenix	L	103	108	0-0	0-2	0-2	18,422	Gasol-28	Gasol-16	Stoudemire-34
Apr 29	Phoenix	L	90	110	0-1	0-2	0-3	18,119	Bttr/Swrt/Wrght-8	Wright-14	Stoudemire-30
May 1	Phoenix	L	115	123	0-2	0-2	0-4	17,243	Gasol-28	Battier/Jones-5	Johnson-25

### 2004 PLAYOFFS

Date	Opponent	Mem	Opp	Hm	Rd	Tot	Atten.	Grizzlies Top Scorer	Grizzlies Top Rebounder	Opponent Top Scorer	
Apr 17	@ San Antonio	L	74	98	0-0	0-1	0-1	18,797	Wells-16	Swift-7	Duncan-26
Apr 19	@ San Antonio	L	70	87	0-0	0-2	0-2	18,797	Gasol-20	Gasol-11	Parker-27
Apr 22											



## TEAM SCORING RECORDS

Scoring Highs	Grizzlies	Game	Date	Opp	Game	Date
Game, Overall	123	Game 4 vs OKC	5/9/11	133	Game 4 vs OKC	5/9/11
1st Quarter	36	(2) Game 7 at OKC *	5/3/14	39	(2) Game 4 at Pho *	5/1/05
2nd Quarter	38	Game 3 at Por	4/25/15	34	Game 7 at OKC	5/3/14
3rd Quarter	34	Game 6 vs LAC	5/3/13	37	Game 4 vs SA	4/24/16
4th Quarter	34	Game 2 at OKC	5/3/11	37	Game 1 at LAC	4/20/13
1st Half	62	Game 3 at Por	4/25/15	63	Game 4 vs Pho	5/1/05
2nd Half	60	Game 6 vs LAC	5/3/13	69	Game 4 vs SA	4/24/16
Overtime	15	Game 3 vs OKC	5/7/11	18	(2) Game 3 vs SA *	5/25/13

Scoring Lows	Grizzlies	Game	Date	Opp	Game	Date
Game, Overall	70	Game 2 at SA	4/19/04	80	Game 5 vs LAC	5/9/12
1st Quarter	11	Game 2 at SA	4/19/16	14	Game 3 vs SA	5/25/13
2nd Quarter	12	Game 2 at Dal	4/26/06	15	Game 5 at OKC	5/15/13
3rd Quarter	13	Game 2 at Dal	4/26/06	13	(2) Game 1 at OKC *	4/19/14
4th Quarter	11	Game 2 at SA	4/19/04	9	Game 2 at SA	5/21/13
1st Half	31	Game 2 at SA	5/21/13	36	Game 3 vs OKC	4/24/14
2nd Half	30	Game 3 vs Dal	4/29/06	29	Game 6 vs OKC	5/13/11
Overtime	4	(2) Game 2 at SA *	5/21/13	3	Game 4 vs OKC	5/13/13

## MARGINS, LEADS & DEFICITS

Margin of Victory	Diff	Game	Diff	Game
All Games	+21	Game 4 vs LAC, 4/27/13 (104-83)	-32	Game 1 at SA, 4/17/16 (74-106)

Leads & Deficits	Lead	Game	Def	Game
All Games	+27	Game 1 vs LAC, 4/29/12 (84-57)	-36	(2) Game 1 at SA, 4/17/16 (56-92) *
After 1st Quarter	+18	Game 1 vs LAC, 4/29/12 (34-16)	-19	Game 4 vs Pho, 5/1/05 (20-39)
At The Half	+19	(2) Game 1 vs Por, 4/19/15 (58-39) *	-22	Game 1 at OKC, 4/19/14 (34-56)
After 3rd Quarter	+24	Game 1 vs Por, 4/19/15 (86-62)	-30	Game 1 at SA, 4/17/16 (51-81)

\* Most recent occurrence

## PLAYOFF STATISTICS HISTORY

TOTALS		Season	G	Min	FG	FGA	Pct	3FG	Att	Pct	FT	FTA	Pct	Off	Def	Tot	Ast	PF	Stl	TO	Blk	Pts	Avg
Mem	2004	4	960	123	290	.424	15	51	.294	73	94	.777	38	100	138	58	100	38	57	20	334	83.5	
Mem	2005	4	960	166	351	.473	31	79	.392	48	68	.706	47	111	158	84	98	23	43	18	411	102.8	
Mem	2006	4	985	120	266	.451	15	48	.313	82	113	.726	33	104	137	56	110	19	64	15	337	84.3	
Mem	2011	13	3245	477	1092	.437	50	157	.318	278	366	.760	162	398	560	245	307	104	170	78	1282	98.6	
Mem	2012	7	1705	228	534	.427	24	83	.289	160	215	.744	94	205	299	114	163	50	108	34	640	91.4	
Mem	2013	15	3675	511	1223	.418	72	222	.324	326	436	.748	176	450	626	290	332	109	161	69	1420	94.7	
Mem	2014	7	1780	257	617	.417	31	107	.290	132	181	.729	90	209	299	152	146	63	75	17	677	96.7	
Mem	2015	11	2640	393	925	.425	48	154	.312	208	250	.832	116	362	478	224	213	95	121	45	1042	94.7	
Mem	2016	4	960	128	325	.394	19	64	.297	49	70	.700	55	108	163	66	86	32	62	16	324	81.0	
Mem	2017	6	1465	208	463	.449	56	145	.386	106	122	.869	46	167	213	113	133	31	68	15	578	96.3	
SA	2004	4	960	146	288	.507	31	65	.477	67	101	.663	46	122	168	87	81	30	65	25	390	97.5	
Pho	2005	4	960	159	316	.503	42	92	.457	95	128	.742	42	130	172	95	70	19	44	31	455	113.8	
Dal	2006	4	985	139	307	.453	21	59	.356	94	110	.855	55	117	172	73	112	27	51	18	393	98.3	
SA/OKC	2011	13	3245	457	1030	.444	79	255	.310	298	377	.790	153	415	568	237	308	94	199	88	1291	99.3	
LAC	2012	7	1705	233	516	.452	43	123	.350	126	188	.670	65	194	259	114	179	65	106	43	635	90.7	
LAC/OKC/SA	2013	15	3675	527	1171	.450	101	302	.334	256	322	.795	131	472	603	286	380	76	210	98	1411	94.1	
OKC	2014	7	1780	253	582	.435	56	173	.324	153	181	.845	94	243	337	130	161	42	107	53	715	102.1	
POR	2015	11	2640	386	885	.436	114	306	.373	170	219	.776	107	373	480	222	224	64	161	62	1056	96.0	
SA	2016	4	960	148	304	.487	41	87	.471	75	91	.824	32	136	168	86	70	39	56	37	412	103.0	
SA	2017	6	1465	223	463	.482	59	144	.410	123	149	.826	59	181	240	98	115	31	68	23	628	104.7	

### SINGLE-GAME HIGHS

Record	Grizzlies	Game	Date	Opp	Game	Date
Points	123	Game 4 vs OKC	5/9/11	133	Game 4 vs OKC	5/9/11
Total Rebounds	60	Game 2 at SA	5/21/13	58	Game 4 vs OKC	4/26/14
Offensive Rebounds	24	Game 4 vs OKC	5/9/11	21	Game 3 vs SA	4/22/04
Defensive Rebounds	43	Game 4 vs SA	4/22/17	44	Game 1 at OKC	4/19/14
Assists	30	Game 2 at OKC	4/21/14	29	Game 2 at SA	5/21/13
Personal Fouls	36	Game 4 vs OKC	5/9/11	33	Game 6 vs LAC	5/3/13
Steals	14	Game 2 at SA	4/19/16	13	(3) Game 1 at SA *	4/17/16
Turnovers	22	Game 6 at LAC	5/11/12	21	(3) Game 4 vs GSW *	5/11/15
Blocks	9	(4) Game 1 vs Por *	4/19/15	12	(2) Game 3 vs SA *	4/22/16
Field Goal Pct	.552	Game 1 at SA (37/67)	4/17/11	.609	Game 7 at OKC (42/69)	5/3/14
3-Pt Field Goal Pct	.688	Game 1 vs LAC (11/16)	4/29/12	.647	Game 4 vs SA (11/17)	4/23/04
Free Throw Pct	.929	(2) Game 4 at Por (13/14) *	4/27/15	1.000	Game 4 vs Dal (17/17)	5/1/06
FGs Made	45	Game 4 vs Pho	5/1/05	43	(2) Game 4 vs OKC *	5/9/11
FGs Attempted	111	Game 4 vs OKC	5/9/11	95	(2) Game 1 vs Por *	4/19/15
3-Pt FGs Made	13	Game 4 vs Pho	5/1/05	15	(2) Game 6 vs GSW *	5/15/15
3-Pt FGs Attempted	27	(3) Game 6 vs SA *	4/27/17	33	(2) Game 4 vs GSW *	5/15/15
FTs Made	39	Game 3 at Por	4/25/15	42	Game 4 vs OKC	5/9/11
FTs Attempted	47	Game 6 vs LAC	5/3/13	50	Game 4 vs OKC	5/9/11

### SINGLE-GAME LOWS

Record	Grizzlies	Game	Date	Opp	Game	Date
Points	68	Game 2 at SA	4/19/16	80	Game 5 vs LAC	5/9/12
Total Rebounds	23	Game 1 at LAC	4/20/13	28	(2) Game 4 vs LAC *	4/27/13
Offensive Rebounds	4	(2) Game 1 at LAC *	4/20/13	3	Game 2 at SA	4/19/16
Defensive Rebounds	18	Game 4 vs Pho	5/1/05	22	Game 6 at LAC	5/11/12
Assists	9	Game 4 vs Dal	5/1/06	10	Game 3 vs OKC	5/11/13
Personal Fouls	16	(3) Game 1 at SA *	4/17/16	11	Game 1 at SA	4/17/16
Steals	1	Game 2 at Dal	4/26/06	1	(2) Game 6 vs GSW *	5/15/15
Turnovers	3	Game 6 vs GSW	5/15/15	5	Game 3 vs Pho	4/29/05
Blocks	0	Game 1 at GSW	5/3/15	0	(2) Game 4 at Por *	4/27/15
Field Goal Pct	.325	Game 7 vs LAC (25/77)	5/13/12	.337	Game 1 vs Por	4/19/15
3-Pt Field Goal Pct	.000	(3) Game 7 vs LAC (0/13) *	5/13/12	.133	(2) Game 2 at LAC (2/15) *	4/22/13
Free Throw Pct	.556	(2) Game 2 at SA (10/18) *	4/19/16	.433	Game 3 at LAC (13/30)	5/5/12
FGs Made	23	Game 1 at SA	4/17/04	26	(2) Game 3 vs LAC *	4/25/13
FGs Attempted	61	Game 2 at Dal	4/26/06	63	(2) Game 4 vs Pho *	5/1/05
3-Pt FGs Made	0	(3) Game 7 vs LAC (0/13) *	5/13/12	2	(2) Game 2 at LAC *	4/22/13
3-Pt FGs Attempted	6	Game 5 vs LAC	5/9/12	12	Game 4 vs Dal	5/1/06
FTs Made	4	Game 1 at SA	4/17/16	8	Game 5 at GSW	5/13/15
FTs Attempted	6	Game 1 at SA	4/17/16	10	Game 5 at GSW	5/13/15

\* Most recent occurrence





## PLAYOFF STATISTICS HISTORY BY HALF & QUARTER

### SINGLE-HALF HIGHS

Record	Grizzlies	Game	Date	Opp	Game	Date
Points	62	Game 3 at Por (1st)	4/25/15	69	Game 4 vs SA (2nd)	4/24/16
Total Rebounds	28	(4) Game 5 vs Por (2nd) *	4/29/15	33	Game 1 at OKC (1st)	4/19/14
Assists	15	(3) Game 7 at OKC (1st) *	5/3/14	17	(2) Game 1 at GSW (1st) *	5/3/15
Turnovers	15	Game 4 vs SA (2nd)	4/22/17	13	Game 3 vs OKC (1st)	4/26/14
Field Goal Pct	.618	Game 1 at SA (2nd)	4/17/11	.704	Game 4 vs Pho (2nd)	5/1/05
3 Pt FGs Made	8	Game 6 vs SA (1st)	4/27/17	10	Game 5 vs Por (2nd)	4/29/15

### SINGLE-HALF LOWS

Record	Grizzlies	Game	Date	Opp	Game	Date
Points	30	Game 3 vs Dal (2nd)	4/29/06	29	Game 6 vs OKC (2nd)	5/13/11
Total Rebounds	6	Game 1 at Dal (1st)	4/23/06	9	Game 6 at LAC (2nd)	5/11/12
Assists	1	Game 5 vs LAC (2nd)	5/9/12	3	(2) Game 4 at Por (2nd) *	4/27/15
Turnovers	1	(3) Game 6 vs GSW (2nd) *	5/15/15	2	(2) Game 2 at OKC (2nd) *	4/21/14
Field Goal Pct	.250	Game 1 at OKC (1st)	4/19/14	.289	Game 6 vs OKC (2nd)	5/13/11
3 Pt FGs Made	0	(Many) Game 2 at SA (1st) *	4/19/16	0	(6) Game 5 vs SA (1st) *	5/27/13

### SINGLE-QUARTER HIGHS

Record	Grizzlies	Game	Date	Opp	Game	Date
Points	38	Game 3 at Por (2nd)	4/25/15	39	(2) Game 4 vs Pho (1st) *	5/1/05
Total Rebounds	19	Game 5 vs Por (2nd)	4/29/15	18	(5) Game 4 vs Por (4th) *	4/27/15
Assists	10	(2) Game 7 at OKC (1st) *	5/3/14	13	Game 1 at Pho (1st)	4/24/05
Turnovers	11	Game 1 at SA (4th)	4/17/04	9	Game 5 at OKC (1st)	5/1/05
Field Goal Pct	.714	Game 5 vs LAC (1st)	5/9/12	.833	Game 4 vs Pho (3rd)	5/1/05
3 Pt FGs Made	5	Game 1 vs LAC (3rd)	4/29/12	7	Game 1 at Pho (1st)	4/24/05

### SINGLE-QUARTER LOWS

Record	Grizzlies	Game	Date	Opp	Game	Date
Points	11	(2) Game 2 at SA (2nd) *	4/19/16	9	Game 2 at SA (4th)	5/21/13
Total Rebounds	3	(3) Game 1 at OKC (2nd) *	5/5/13	2	Game 2 at SA (3rd)	5/21/13
Assists	0	Game 5 vs LAC (3rd)	5/9/12	0	Game 1 at SA (2nd)	4/17/11
Turnovers	0	(Many times) Game 6 vs GSW (3rd) *	5/15/15	0	(7) Game 2 vs Por *	4/22/15
Field Goal Pct	.172	Game 1 at OKC (1st)	4/19/14	.186	Game 1 at OKC (3rd)	4/19/14
3 Pt FGs Made	0	(Many) Game 4 vs SA (3rd) *	4/24/16	0	(Many) Game 1 at SA (2nd) *	4/17/16

\* Most recent occurrence

## INDIVIDUAL PLAYOFF RECORDS

Series	Grizzlies	Player	Vs	Season	Opp	Player	Team	Season
Points	160	Zach Randolph	OKC	2011	209	Kevin Durant	OKC	2014
Points Per Game	24.7	Mike Conley	SA	2017	31.3	Dirk Nowitzki	DAL	2006
Total Rebounds	86	Zach Randolph	OKC	2011	68	Russell Westbrook	OKC	2014
Rebounds Per Game	12.3	Marc Gasol	SA	2011	12.5	Shawn Marion	PHO	2005
Offensive Rebounds	32	Zach Randolph	OKC	2011	23	Russell Westbrook	OKC	2014
Defensive Rebounds	54	(2) Zach Randolph *	OKC	2011	57	Kevin Durant	OKC	2011
Assists	55	Mike Conley	OKC	2014	56	Russell Westbrook	OKC	2014
Assists Per Game	8.3	Mike Conley	LAC	2013	11.3	Steve Nash	PHO	2005
Steals	14	(2) Mike Conley *	OKC	2014	19	Chris Paul	LAC	2012
Blocks	19	Marc Gasol	OKC	2011	19	Serge Ibaka	OKC	2011

Field Goal Pct (Min. 25 att.)	.660	Courtney Lee	POR	2015	.615	Robert Horry	SA	2004
3-Pt Field Goal Pct (Min. 10 att.)	.583	Marc Gasol	SA	2017	.769	Meyers Leonard	POR	2015
Free Throw Pct (Min. 10 att.)	1.000	Jerryd Bayless	LAC	2013	1.000	Jamal Crawford	LAC	2013
FGs Made	52	Zach Randolph	OKC	2011	73	Kevin Durant	OKC	2014
FGs Attempted	128	Zach Randolph	OKC	2011	166	Kevin Durant	OKC	2014
3-Pt FGs Made	17	Mike Conley	SA	2017	26	Stephen Curry	GSW	2015
3-Pt FGs Attempted	38	Mike Conley	SA	2017	64	Stephen Curry	GSW	2015
FTs Made	55	Zach Randolph	OKC	2011	49	Kevin Durant	OKC	2011
FTs Attempted	67	Zach Randolph	OKC	2011	61	Kevin Durant	OKC	2011

Single Game	Grizzlies	Player	Date	Opp	Player	Date
Points	35	Mike Conley	4/22/17 vs SA	43	Kawhi Leonard	4/22/17 vs SA
Total Rebounds	21	(2) Marc Gasol *	5/9/11 vs OKC	15	Kevin Durant	5/5/13 at OKC
Offensive Rebounds	10	(2) Tony Allen *	4/26/14 vs OKC	8	(2) LaMarcus Aldridge *	4/27/15 at Por
Defensive Rebounds	15	Marc Gasol	4/27/11 at SA	15	Kevin Durant	5/5/13 at OKC
Assists	13	Mike Conley	4/27/13 vs LAC	18	Tony Parker	5/21/13 at SA
Steals	5	(3) Tony Allen *	5/9/15 vs GSW	6	Stephen Curry	5/13/15 at GSW
Turnovers	8	Marc Gasol	4/22/17 vs SA	7	(9) Draymond Green *	5/11/15 vs GSW
Blocks	6	Marc Gasol	5/13/13 vs OKC	6	Serge Ibaka	5/7/11 vs OKC

Field Goal Pct (Min. 6 att.)	.900	Marc Gasol (9/10)	4/17/11 at SA	1.000	Eric Bledsoe (7/7)	4/20/13 at LAC
3-Pt Pct (Min. 4 att.)	1.000	(2) Vince Carter (4/4) *	4/24/16 vs SA	1.000	Kevin Durant (5/5)	5/3/14 at OKC
Free Throw Pct (Min. 5 att.)	1.000	(Many) Courtney Lee (9/9) *	4/25/15 at Por	1.000	(Many) Kawhi Leonard (7/7) *	4/24/16 vs SA
FGs Made	13	(2) Mike Conley *	4/22/17 vs SA	15	(2) Tony Parker *	5/27/13 vs SAFGs
Attempted	26	Pau Gasol	4/27/05 at Pho	34	LaMarcus Aldridge	4/19/15 vs Por
3-Pt FGs Made	5	(5) Nick Calathes *	4/27/15 at Por	8	Stephen Curry	5/15/15 vs GSW3-
Pt FGs Attempted	10	Mike Conley	5/13/13 vs OKC	13	(3) Stephen Curry *	5/15/15 vs GSW
FTs Made	16	Zach Randolph	5/9/11 vs OKC	18	Amar'e Stoudemire	4/27/05 at Pho
FTs Attempted	17	(2) Mike Conley *	5/3/13 vs LAC	22	Amar'e Stoudemire	4/27/05 at Pho

\* Most recent occurrence



## GRIZZLIES ALL-TIME PLAYOFF INDIVIDUAL CAREER LEADERS

GAMES	POINTS	REBOUNDS	ASSISTS
Zach Randolph	62	Zach Randolph 1058	Zach Randolph 589
Marc Gasol	59	Marc Gasol 1013	Marc Gasol 526
Mike Conley	56	Mike Conley 925	Tony Allen 268
Tony Allen	56	Tony Allen 498	Mike Conley 205
Darrell Arthur	28	Pau Gasol 240	Shane Battier 114

GAMES STARTED	SCORING AVERAGE	REBOUND AVERAGE	ASSIST AVERAGE
Zach Randolph	60	Pau Gasol 20.0	Zach Randolph 9.5
Marc Gasol	59	Rudy Gay 19.0	Marc Gasol 8.9
Mike Conley	56	Marc Gasol 17.2	Chris Andersen 7.8
Tony Allen	47	Zach Randolph 17.1	Matt Barnes 7.3
Tayshaun Prince	21	Mike Conley 16.5	Rudy Gay 6.6

FIELD GOALS MADE	FIELD GOAL ATTS	FREE THROWS MADE	FREE THROW ATTS
Zach Randolph	407	Zach Randolph 944	Marc Gasol 290
Marc Gasol	358	Marc Gasol 794	Zach Randolph 240
Mike Conley	321	Mike Conley 776	Mike Conley 213
Tony Allen	188	Tony Allen 433	Tony Allen 117
Pau Gasol	96	Pau Gasol / O.J. Mayo 196	Pau Gasol 47

MINUTES	FIELD GOAL PCT	3-PT FG PCT	FREE THROW PCT
Marc Gasol	2343	Lorenzen Wright .536	Quincy Pondexter .456
Zach Randolph	2245	Lance Stephenson .523	Mike Miller .418
Mike Conley	2092	Quincy Pondexter .518	Courtney Lee .408
Tony Allen	1545	Greivis Vasquez .512	Jason Williams .381
Shane Battier	656	Kosta Koufos .511	James Posey .381

3-PT FG MADE	3-PT FG ATTS	OFFENSIVE REBS	DEFENSIVE REBS
Mike Conley	70	Mike Conley 221	Zach Randolph 202
Mike Miller	28	O.J. Mayo 73	Marc Gasol 121
O.J. Mayo	27	Mike Miller 67	Tony Allen 103
Quincy Pondexter	26	Jerryd Bayless 59	Shane Battier 40
Vince Carter	22	Vince Carter 58	Mike Conley 29

STEALS	STEALS PER GAME	BLOCKS	BLOCKS PER GAME
Tony Allen	105	Tony Allen 1.88	Marc Gasol 1.75
Mike Conley	81	Xavier Munford 1.50	Tony Allen 1.50
Marc Gasol	53	Mike Conley 1.45	Zach Randolph 1.00
Zach Randolph	48	James Posey 1.38	Pau Gasol 0.86
O.J. Mayo	20	Rudy Gay 1.29	Darrell Arthur 0.75

MINUTES PER GAME	TURNOVERS	PERSONAL FOULS	DISQUALIFICATIONS
Rudy Gay	39.9	Mike Conley 119	Marc Gasol 204
Marc Gasol	39.7	Zach Randolph 116	Zach Randolph 196
Mike Conley	37.4	Marc Gasol 100	Tony Allen 173
Zach Randolph	36.2	Tony Allen 84	Mike Conley 127
Pau Gasol	35.4	O.J. Mayo 35	Shane Battier 74

## MEMPHIS GRIZZLIES 2017 FIRST ROUND VS. SAN ANTONIO SPURS

PLAYER	G	GS	MIN	FIELD GOALS			3-POINT FG			FREE THROWS			REBOUNDS			AST	PF	DQ	STL	TO	BLK	PTS	AVG
				FG	FGA	PCT	FG	FGA	PCT	FT	FTA	PCT	OFF	DEF	TOT								
Conley	6	6	224	50	103	.485	17	38	.447	31	37	.838	1	19	20	42	11	0	10	12	3	148	24.7
Gasol	6	6	240	39	83	.470	7	12	.583	31	33	.939	7	32	39	25	22	0	2	15	4	116	19.3
Randolph	6	4	191	35	83	.422	1	7	.143	8	11	.727	9	40	49	4	14	0	5	7	2	79	13.2
Carter	6	6	195	20	42	.476	8	20	.400	7	7	1.000	4	16	20	9	15	0	2	10	0	55	9.2
Ennis	6	4	159	16	38	.421	6	19	.316	12	14	.857	8	17	25	7	20	0	5	7	2	50	8.3
Green	6	2	118	17	36	.472	7	16	.438	3	3	1.000	3	17	20	2	21	0	0	4	0	44	7.3
Harrison	6	0	119	13	29	.448	5	13	.385	8	9	.889	4	7	11	13	14	0	3	3	1	39	6.5
Selden	6	2	106	9	26	.346	2	11	.182	3	4	.750	3	6	9	7	8	0	1	2	1	23	3.8
Davis	3	0	11	3	5	.600	0	0	---	1	2	.500	2	3	5	0	2	0	0	0	0	7	2.3
Wright	2	0	12	2	5	.400	0	0	---	0	0	---	1	1	2	0	0	0	0	1	2	4	2.0
Daniels	6	0	68	3	9	.333	3	9	.333	0	0	---	1	4	5	2	1	0	2	2	0	9	1.5
Baldwin	3	0	12	0	1	.000	0	0	---	2	2	1.000	1	3	4	2	3	0	0	0	0	2	0.7
Martin	3	0	10	1	3	.333	0	0	---	0	0	---	2	2	4	0	2	0	1	0	0	2	0.7
GRIZZLIES	6	-	1465	208	463	.449	56	145	.386	106	122	.869	46	167	213	113	133	0	31	68	15	578	96.3
SPURS	6	-	1465	223	463	.482	59	144	.410	123	149	.826	59	181	240	98	115	0	31	68	23	628	104.7

PLAYER	SINGLE-GAME HIGHS					AVERAGE PER GAME					CAREER HIGHS (C=SET, T=TIED THIS SERIES)										
	MIN	REB	AST	ST	BL	PTS	MIN	REB	AST	STL	BLK	PTS	FG	FGA	FT	FTA	REB	AST	PTS		
Conley	45	9	8	4	3	35	37.3	3.3	7.0	1.67	2.0	0.50	24.7	13C	23C	12	17	10	13	35C	
Gasol	46	12	7	2	2	32	40.0	6.5	4.2	0.33	2.5	0.67	19.3	11T	23	13	14	21	7T	32C	
Randolph	38	11	1	3	2	21	31.9	8.2	0.7	0.83	1.2	0.33	13.2	12	25	16	17	21	6	34C	
Carter	36	5	3	1	4	0	13	32.5	3.3	1.5	0.33	1.7	0.00	9.2	19	37	15	19	15	10	50
Ennis	32	8	2	2	4	1	12	26.5	4.2	1.2	0.83	1.2	0.33	8.3	4C	10C	5C	6C	8C	2C	12C
Green	26	6	1	0	2	0	14	19.6	3.3	0.3	0.00	0.7	0.00	7.3	5T	8C	2T	2T	7	2	14C
Harrison	25	3	6	1	1	1	10	19.8	1.8	2.2	0.50	0.5	0.17	6.5	4C	7C	3C	4C	3C	6C	10C
Selden	28	3	3	1	1	1	10	17.7	1.5	1.2	0.17	0.3	0.17	3.8	4C	9C	2C	2C	3C	3C	7C
Davis	7	4	0	0	0	0	7	3.8	1.7	0.0	0.00	0.0	0.00	2.3	3C	3C	1C	2C	4C	0C	7C
Wright	7	1	0	0	1	2	4	6.2	1.0	0.0	0.00	0.5	1.00	2.0	4	5	3	5	5	3	11
Daniels	21	2	2	1	1	0	6	11.4	0.8	0.3	0.33	0.3	0.00	1.5	5	7	3	3	3	2C	17
Baldwin	7	2	1	0	0	0	2	4.1	1.3	0.7	0.00	0.0	0.00	0.7	0C	1C	2C	2C	2C	1C	2C
Martin	6	2	1	0	0	0	2	3.2	1.3	0.0	0.33	0.0	0.00	0.7	2	5	2	4	4	1	5
GRIZZLIES	265	51	22	8	23	6	110	244.2	35.5	18.8	5.17	11.3	250	96.3	45	111	39	47	60	30	123
OPPONENTS	265	46	23	11	16	11	116	244.2	40.0	16.3	5.17	11.3	3.83	104.7	43	97C	42	50	58	29	133

## SAN ANTONIO SPURS 2017 FIRST ROUND VS. MEMPHIS GRIZZLIES

PLAYER	G	GS	MIN	FIELD GOALS			3-POINT FG			FREE THROWS			REBOUNDS			AST	PF	DQ	STL	TO	BLK	PTS	AVG
				FG	FGA	PCT	FG	FGA	PCT	FT	FTA	PCT	OFF	DEF	TOT								
Leonard	6	6	226	57	104	.548	14	29	.483	59	61	.967	6	30	36	23	12	0	12	14	1	187	31.2
Parker	6	6	163	40	75	.533	8	15	.533	10	10	1.000	1	12	13	18	8	0	3	10	0	98	16.3
Aldridge	6	6	224	34	75	.453	0	5	.000	21	27	.778	14	30	44	8	18	0	3	7	4	89	14.8
Mills	6	0	130	21	44	.477	14	27	.519	5	5	1.000	0	10	10	10	13	0	2	7	0	61	10.2
Gasol	6	0	140	15	40	.375	5	10	.500	4	7	.571	10	24	34	7	10	0	0	5	2	39	6.5
Green	6	6	145	12	34	.353	7	24	.292	4	5	.800	5	13	18	4	12	0	2	1	6	35	5.8
Lee	6	3	130	13	23	.565	0	1	.000	7	9	.778	9	20	29	5	15	0	2	2	3	33	5.5
Forbes	1	0	9	2	3	.667	1	2	.500	0	0	---	0	1	1	0	3	0	0	0	0	5	5.0
Anderson	5	0	51	9	12	.750	1	2	.500	2	3	.667	1	6	7	3	1	0	0	4	1	21	4.2
Simmons	5	0	54	7	12	.583	2	3	.667	2	5	.400	1	4	5	5	5	0	2	1	18	3.6	
Bertans	5	0	47	5	14	.357	5	12	.417	1	2	.500	1	5	6	1	2	0	0	2	2	16	3.2
Murray	2	0	9	1	2	.500	0	0	---	3	5	.600	0	3	3	1	3	0	0	1	0	5	2.5
Ginobili	6	0	93	5	23	.217	2	14	.143	2	2	1.000	5	9	14	11	5	0	7	5	1	14	2.3
Dedmon	5	3	43	2	2	1.000	0	0	---	3	8	.375	6	14	20	2	8	0	0	3	2	7	1.4
SPURS	6	-	1465	223	463	.482	59	144	.410	123	149	.826	59	181	240	98	115	0	31	68	23	628	104.7
GRIZZLIES	6	-	1465	208	463	.449	56	145	.386	106	122	.869	46	167	213	113	133	0	31	68	15	578	





## MEMPHIS GRIZZLIES 2016 FIRST ROUND VS. SAN ANTONIO SPURS

PLAYER	G	GS	MIN	FIELD GOALS			3-POINT FG			FREE THROWS			REBOUNDS		AST	PF	DQ	STL	TO	BLK	PTS	AVG	
				FG	FGA	PCT	FG	FGA	PCT	FT	FTA	PCT	OFF	DEF									TO
Randolph	4	4	120	23	62	.371	0	0	---	6	7	.857	15	20	35	7	10	0	1	7	0	52	13.0
Stephenson	4	0	95	23	44	.523	2	5	.400	4	5	.800	4	5	6	7	10	0	1	3	0	52	13.0
V. Carter	4	4	91	15	33	.455	7	10	.700	8	8	1.000	5	10	15	5	9	0	2	3	1	45	11.3
Barnes	4	4	139	16	46	.348	3	18	.167	8	10	.800	5	23	28	11	13	0	5	13	1	43	10.8
Allen	4	2	94	10	33	.303	1	7	.143	9	13	.692	6	5	11	3	11	0	5	6	2	30	7.5
Farmar	4	4	113	10	31	.323	4	12	.333	3	3	1.000	0	6	6	16	4	0	3	10	1	27	6.8
Ja. Green	4	0	72	12	22	.545	0	1	.000	3	6	.500	5	10	15	3	12	1	3	4	5	27	6.8
Munford	4	0	89	9	28	.321	1	8	.125	0	2	.000	1	8	9	10	8	0	6	5	3	19	4.8
Martin	2	0	46	3	8	.375	0	0	---	3	6	.500	4	3	7	1	4	0	3	3	0	9	4.5
Andersen	4	2	79	5	12	.417	0	0	---	5	8	.625	13	18	31	3	4	0	2	5	3	15	3.8
Hairston	2	0	22	2	6	.333	1	3	.333	0	2	.000	0	0	0	0	1	0	1	1	0	5	2.5
GRIZZLIES	4	--	960	128	325	.394	19	64	.297	49	70	.700	55	108	163	66	86	1	32	62	16	324	81.0
SPURS	4	--	960	148	304	.487	41	87	.471	75	91	.824	32	136	168	86	70	0	39	56	37	412	103.0

PLAYER	SINGLE-GAME HIGHS					AVERAGE PER GAME					CAREER HIGHS (G=SET, T=TIED THIS SERIES)										
	MIN	REB	AST	ST	TO	BL	PTS	MIN	REB	AST	STL	TO	BLK	PTS	FG	FGA	FT	FTA	REB	AST	PTS
Randolph	39	12	3	1	3	0	20	29.9	8.8	1.8	0.25	1.8	0.00	13.0	12	25	16	17	21	6	34
Stephenson	35	3	3	1	1	0	26	23.7	1.5	1.8	0.25	0.8	0.00	13.0	11	19	7	8	14	8	26
V. Carter	28	8	2	2	1	1	16	22.7	3.8	1.3	0.50	0.8	0.25	11.3	19	37	15	19	15	10	50
Barnes	45	11	4	2	6	1	17	34.8	7.0	2.8	1.25	3.3	0.25	10.8	11	15	7	8	11	7	30
Allen	36	4	1	2	2	1	12	23.4	2.8	0.8	1.25	1.5	0.50	7.5	8	15	9	11	13	6	19
Farmar	33	2	6	2	5	1	8	28.3	1.5	4.0	0.75	2.5	0.25	6.8	5	11	6	8	5	7	14
Ja. Green	22	7	2	2	3	2	10	18.1	3.8	0.8	0.75	1.0	1.25	6.8	5	7	2	2	7	2	10
Munford	28	4	4	3	2	2	7	22.3	2.3	2.5	1.50	1.3	0.75	4.8	3	10	0	2	4	4	7
Martin	23	4	1	2	2	0	5	23.1	3.5	0.5	1.50	1.5	0.00	4.5	2	5	2	4	4	1	5
Andersen	24	13	2	1	2	1	7	19.7	7.8	0.8	0.50	1.3	0.75	3.8	7	9	7	9	14	2	17
Hairston	12	0	0	1	1	0	5	11.1	0.0	0.0	0.50	0.5	0.00	2.5	2	4	0	2	0	0	5
GRIZZLIES	240	48	18	14	17	5	95	240.0	40.8	16.5	8.00	15.5	4.00	81.0	45	111	39	47	60	30	123
OPPONENTS	240	44	24	13	19	12	116	240.0	42.0	21.5	9.75	14.0	9.25	103.0	43	95	42	50	58	29	133

## SAN ANTONIO SPURS 2016 FIRST ROUND VS. MEMPHIS GRIZZLIES

PLAYER	G	GS	MIN	FIELD GOALS			3-POINT FG			FREE THROWS			REBOUNDS		AST	PF	DQ	STL	TO	BLK	PTS	AVG	
				FG	FGA	PCT	FG	FGA	PCT	FT	FTA	PCT	OFF	DEF									TO
Leonard	4	4	126	29	55	.527	11	18	.611	17	18	.944	5	14	19	6	4	0	11	4	11	86	21.5
Aldridge	4	4	113	24	47	.511	0	0	---	10	11	.909	10	22	32	1	8	0	1	4	7	58	14.5
Mills	4	0	78	13	29	.448	10	23	.435	6	8	.750	0	5	5	7	2	0	4	4	0	42	10.5
Martin	2	0	29	7	10	.700	4	6	.667	2	3	.667	0	2	2	2	4	0	0	5	0	20	10.0
Parker	4	4	89	16	38	.421	1	6	.167	6	7	.857	0	4	4	19	6	0	2	9	0	39	9.8
Ginobili	4	0	76	8	18	.444	4	9	.444	8	10	.800	2	13	15	11	13	0	3	1	1	28	7.0
Diaw	4	0	82	11	24	.458	1	3	.333	2	2	1.000	0	8	8	13	5	0	1	3	3	25	6.3
West	4	0	72	10	18	.556	1	3	.333	4	7	.571	8	10	18	6	4	0	5	3	2	25	6.3
Marjanovic	3	0	23	6	9	.667	0	0	---	6	7	.857	0	6	6	1	5	0	0	1	0	18	6.0
Duncan	4	4	81	8	12	.667	0	0	---	7	9	.778	3	22	25	8	5	0	2	7	8	23	5.8
Green	4	4	83	8	20	.400	6	13	.462	0	0	---	0	14	14	2	3	0	7	4	3	22	5.5
Simmons	3	0	26	4	10	.400	2	3	.667	1	2	.500	3	1	4	2	4	0	2	1	0	11	3.7
Anderson	4	0	68	4	13	.308	1	2	.500	4	5	.800	1	14	15	5	6	0	1	3	2	13	3.3
Miller	2	0	15	0	1	.000	0	1	.000	2	2	1.000	0	1	1	3	1	0	0	0	0	2	1.0
SPURS	4	-	960	148	304	.487	41	87	.471	75	91	.824	32	136	168	86	70	0	39	56	37	412	103.0
GRIZZLIES	4	-	960	128	325	.394	19	64	.297	49	70	.700	55	108	163	66	86	1	32	62	16	324	81.0

PLAYER	SINGLE-GAME HIGHS					AVERAGE PER GAME					CAREER HIGHS (G=SET, T=TIED THIS SERIES)										
	MIN	REB	AST	ST	TO	BL	PTS	MIN	REB	AST	STL	TO	BLK	PTS	FG	FGA	FT	FTA	REB	AST	PTS
Leonard	42	7	4	4	2	5	32	31.4	4.8	1.5	2.75	1.0	2.75	21.5	13	22	8	10	16	5	32
Aldridge	33	10	1	1	2	4	17	28.2	8.0	0.3	0.25	1.0	1.75	14.5	18	34	10	13	18	5	46
Mills	20	4	2	2	2	0	16	19.5	1.3	1.8	1.00	1.0	0.00	10.5	8	17	6	6	5	4	18
Martin	17	1	1	0	4	0	10	14.6	1.0	1.0	0.00	2.5	0.00	10.0	8	17	10	10	8	3	26
Parker	24	2	7	1	3	0	16	22.3	1.0	4.8	0.50	2.3	0.00	9.8	18	29	13	16	10	18	43
Ginobili	27	7	5	1	1	1	11	18.9	3.8	2.8	0.75	0.3	0.25	7.0	11	24	15	17	11	11	39
Diaw	22	2	5	1	1	2	8	20.5	2.0	3.3	0.25	0.8	0.75	6.3	13	23	11	11	12	9	34
West	20	5	2	3	2	1	11	18.1	4.5	1.5	1.25	0.8	0.50	6.3	16	26	9	10	14	8	38
Marjanovic	10	3	1	0	1	0	8	7.7	2.0	0.3	0.00	0.3	0.00	6.0	3	5	4	5	3	1	8
Duncan	26	11	4	1	2	3	7	20.2	6.3	2.0	0.50	1.8	2.00	5.8	16	30	19	23	25	11	41
Green	25	5	2	3	2	3	11	20.8	3.5	0.5	1.75	1.0	0.75	5.5	9	15	3	4	9	4	27
Simmons	15	3	1	1	1	0	8	8.5	1.3	0.7	0.67	0.3	0.00	3.7	3	6	1	2	3	1	8
Anderson	21	7	3	1	1	1	5	17.0	3.8	1.3	0.25	0.8	0.50	3.3	2	6	4	4	7	3	5
Miller	9	1	2	0	0	2	5	7.5	0.5	1.5	0.00	0.0	0.00	1.0	12	24	10	12	11	9	31
SPURS	240	44	24	13	19	12	116	240.0	40.8	16.5	8.00	15.5	4.00	81.0	67	124	39	54	75	51	152
OPPONENTS	240	48	18	14	17	5	95	240.0	42.0	21.5	9.75	14.0	9.25	103.0	58	111	49	51	65	40	141

## MEMPHIS GRIZZLIES 2015 FIRST ROUND VS. PORTLAND TRAIL BLAZERS

PLAYER	G	GS	MIN	FIELD GOALS			3-POINT FG			FREE THROWS			REBOUNDS		AST	PF	DQ	STL	TO	BLK	PTS	AVG	
				FG	FGA	PCT	FG	FGA	PCT	FT	FTA	PCT	OFF	DEF									TO
Gasol	5	5	192	33	79	.418	0	1	.000	36	42	.857	6	40	46	25	12	0	2	6	12	102	20.4
Lee	5	5	168	31	47	.660	6	11	.545	18	19	.947	1	12	13	7	11	0	6	4	0	86	17.2
Conley	3	3	79	18	36	.500	3	8	.375	9	10	.900	0	5	5	11	1	0	3	4	0	48	16.0
Randolph	5	5	176	30	86	.349	0	3	.000	10	12	.833	13	29	42	9	18	0	2	8	0	70	14.0
Udrih	4	0	82	19	39	.487	2	7	.286	7	8	.875	4	8	12	12	7	0	0	1	0	47	11.8
Je. Green	5	1	126	14	52	.269	2	7	.286	16	18	.889	3	25	28	8	10	0	2	5	4	46	9.2
Calathes	5	2	83																				



## MEMPHIS GRIZZLIES 2015 WESTERN CONFERENCE SEMIFINALS VS. GOLDEN STATE WARRIORS

PLAYER	G	GS	MIN	FIELD GOALS			3-POINT FG			FREE THROWS			REBOUNDS					PTS	AVG				
				FG	FGA	PCT	FG	FGA	PCT	FT	FTA	PCT	OFF	DEF	TOT	AST	PF			DQ	STL	TO	BLK
Gasol	6	6	224	38	101	.376	0	1	.000	39	46	.848	13	54	67	24	21	1	8	10	7	115	19.2
Randolph	6	6	206	41	82	.500	1	2	.500	19	21	.905	19	32	51	14	19	0	4	15	0	102	17.0
Conley	5	5	164	23	60	.383	7	25	.280	14	18	.778	0	4	4	29	9	0	8	8	0	67	13.4
Lee	6	6	199	24	53	.453	8	19	.421	4	4	1.000	2	13	15	17	13	0	6	9	0	60	10.0
Je. Green	6	1	172	22	56	.393	2	11	.182	6	8	.750	6	18	24	11	8	0	3	11	1	52	8.7
Allen	5	5	129	17	38	.447	0	4	.000	4	5	.800	7	11	18	7	12	0	12	9	3	38	7.6
Carter	6	0	120	16	42	.381	4	17	.235	6	7	.857	8	23	31	8	12	0	5	7	0	42	7.0
Udrih	6	0	93	12	34	.353	2	9	.222	3	4	.750	0	8	8	9	9	0	5	3	0	29	4.8
Koufos	6	0	65	10	19	.526	0	0	---	1	2	.500	11	13	24	3	5	0	2	1	2	21	3.5
Adams	3	0	8	2	3	.667	1	1	1.000	2	4	.500	0	1	1	0	0	0	0	0	0	7	2.3
Leuer	2	0	6	2	4	.500	0	0	---	0	0	---	2	2	4	0	0	0	0	0	0	4	2.0
Ja. Green	4	0	7	0	2	.000	0	1	.000	2	2	1.000	0	3	3	0	1	0	1	0	1	2	0.5
Calathes	5	1	43	0	6	.000	0	2	.000	0	2	.000	0	5	5	6	4	0	5	4	0	0	0.0
Smith	2	0	3	0	0	---	0	0	---	0	0	---	0	0	0	2	0	0	0	0	0	0	0.0
GRIZZLIES	6	-	1440	207	500	.414	25	92	.272	100	123	.813	68	187	255	130	113	1	59	80	14	539	89.8
WARRIORS	6	-	1440	219	467	.469	68	175	.389	81	111	.730	57	202	259	139	121	2	47	103	36	587	97.8

PLAYER	SINGLE-GAME HIGHS					AVERAGE PER GAME					CAREER HIGHS (C=SET, T=TIED THIS SERIES)										
	MIN	REB	AST	ST	TO	PTS	MIN	REB	AST	STL	TO	BLK	PTS	FG	FGA	FT	FTA	REB	AST	STL	PTS
Gasol	44	15	6	3	3	5	21	37.3	11.2	4.0	1.33	1.7	1.17	19.2	11	23C	13	14	21	7	26
Randolph	37	11	5	1	4	0	22	34.4	8.5	2.3	0.67	2.5	0.00	17.0	12	25	16	17	21	6	34
Conley	39	3	9	3	3	0	22	32.8	0.8	5.8	1.60	1.6	0.00	13.4	11	22	12	17	10	13	28
Lee	36	3	4	2	3	0	15	33.2	2.5	2.8	1.00	1.5	0.00	10.0	10	17	9	9	5	5	24
Je. Green	34	7	4	1	3	1	12	28.6	4.0	1.8	0.50	1.8	0.17	8.7	9	22	11	14	9	4T	26
Allen	38	5	3	4	5	1	15	25.8	3.6	1.4	2.40	1.8	0.60	7.6	8	15	9	11	13	6	19
Carter	26	7	3	2	2	0	16	20.0	5.2	1.3	0.83	1.2	0.00	7.0	19	37	15	19	15	10	50
Udrih	21	5	3	2	1	0	7	15.5	1.3	1.5	0.83	0.5	0.00	4.8	9	14	4	4T	7	7	20
Koufos	15	8	1	1	1	1	8	10.8	4.0	0.5	0.33	0.2	0.33	3.5	4C	7	2	2T	8C	2	8C
Adams	6	1	0	0	0	0	3	2.8	0.3	0.0	0.00	0.0	0.00	2.3	1C	1C	1C	2C	1C	0T	3C
Leuer	3	2	0	0	0	0	2	2.9	2.0	0.0	0.00	0.0	0.00	2.0	3	5	2	2	7	1	9
Ja. Green	3	1	0	1	0	1	2	1.7	0.8	0.0	0.25	0.0	0.25	0.5	0T	2C	2C	2C	1C	0T	2C
Calathes	21	2	2	3	3	0	0	8.6	1.0	1.2	1.00	0.8	0.00	0.0	4	10	3	6	4	4	13
Smith	3	0	1	0	0	0	0	1.7	0.0	1.0	0.00	0.0	0.00	0.0	0C	0C	0C	0C	1C	0C	0C
GRIZZLIES	240	49	24	13	16	5	99	240.0	42.5	21.7	9.83	13.3	2.33	89.8	45	111	39	47	60	30	123
OPPONENTS	240	47	28	13	21	10	108	240.0	43.2	23.2	7.83	17.2	6.00	97.8	43	95	42	50	58	29	133

## GOLDEN STATE WARRIORS 2015 WESTERN CONFERENCE SEMIFINALS VS. MEMPHIS GRIZZLIES

PLAYER	G	GS	MIN	FIELD GOALS			3-POINT FG			FREE THROWS			REBOUNDS					PTS	AVG				
				FG	FGA	PCT	FG	FGA	PCT	FT	FTA	PCT	OFF	DEF	TOT	AST	PF			DQ	STL	TO	BLK
Curry	6	6	228	51	121	.421	26	64	.406	19	24	.792	6	24	30	39	9	0	13	24	1	147	24.5
Thompson	6	6	224	42	88	.477	15	32	.469	8	11	.727	4	25	29	20	14	0	5	20	4	107	17.8
Barnes	6	6	203	31	57	.544	4	16	.250	11	15	.733	9	18	27	9	11	0	2	11	5	77	12.8
Green	6	6	204	24	62	.387	9	35	.257	18	23	.783	11	39	50	26	25	0	11	20	4	75	12.5
Iguodala	6	0	164	21	41	.512	11	23	.478	7	12	.583	3	23	26	19	7	0	4	3	2	60	10.0
Speights	3	0	23	7	14	.500	0	0	---	7	11	.636	0	7	7	0	6	0	2	2	0	21	7.0
Bogut	6	6	148	14	25	.560	0	0	---	0	0	---	13	34	47	11	25	2	6	8	12	28	4.7
Livingston	6	0	95	9	14	.643	0	0	---	4	4	1.000	2	9	11	8	6	0	2	7	2	22	3.7
Barbosa	6	0	48	7	13	.538	2	3	.667	4	5	.800	1	3	4	5	7	0	1	5	0	20	3.3
Lee	5	0	35	6	20	.300	0	0	---	2	4	.500	7	10	17	2	8	0	1	0	2	14	2.8
Ezeli	6	0	55	4	6	.667	0	0	---	1	2	.500	1	7	8	0	1	0	0	0	3	9	1.5
McAdoo	3	0	5	2	3	.667	0	0	---	0	0	---	0	2	2	0	0	0	0	1	1	4	1.3
Holiday	3	0	5	1	2	.500	1	1	1.000	0	0	---	0	0	0	0	1	0	0	0	0	3	1.0
Rush	2	0	4	0	1	.000	0	0	---	0	0	---	0	1	1	0	1	0	0	0	0	0	0.0
WARRIORS	6	-	1440	219	467	.469	68	175	.389	81	111	.730	57	202	259	139	121	2	47	103	36	587	97.8
GRIZZLIES	6	-	1440	207	500	.414	25	92	.272	100	123	.813	68	187	255	130	113	1	59	80	14	539	89.8

PLAYER	SINGLE-GAME HIGHS					AVERAGE PER GAME					CAREER HIGHS (C=SET, T=TIED THIS SERIES)										
	MIN	REB	AST	ST	TO	PTS	MIN	REB	AST	STL	TO	BLK	PTS	FG	FGA	FT	FTA	REB	AST	STL	PTS
Curry	41	8	10	6	5	1	33	37.9	5.0	6.5	2.17	4.0	0.17	24.5	18	35	16	16	8T	15	44
Thompson	40	8	6	2	5	2	21	37.3	4.8	3.3	0.83	3.3	0.67	17.8	13	26	6	9	14	7	34
Barnes	41	6	3	1	5	1	16	33.8	4.5	1.5	0.33	1.8	0.83	12.8	10	26	7	7	12	4	26
Green	39	12	9	3	7	2	16	34.0	8.3	4.3	1.83	3.3	0.67	12.5	9	14	8C	10C	17	9C	24
Iguodala	30	6	7	3	1	1	16	27.3	4.3	3.2	0.67	0.5	0.33	10.0	10	23	10	13	12	11	29
Speights	13	5	0	1	1	0	10	7.6	2.3	0.0	0.67	0.7	0.00	7.0	5	10	4	5T	9	1	12
Bogut	30	12	4	3	4	4	8	24.6	7.8	1.8	1.00	1.3	2.00	4.7	7	13	2	6	21	6	14
Livingston	22	4	3	1	2	1	10	15.8	1.8	1.3	0.33	1.2	0.33	3.7	7	11	6	7	8	14	16
Barbosa	14	2	2	1	3	0	14	8.0	0.7	0.8	0.17	0.8	0.00	3.3	11	22	8	8	8	5	26
Lee	17	7	1	1	0	1	6	11.0	3.4	0.4	0.20	0.0	0.40	2.8	8	15	5	6	14	4	20
Ezeli	11	3	0	0	0	1	4	5.9	1.3	0.0	0.00	0.0	0.50	1.5	3	3T	6	9	7	1	8
McAdoo	3	1	0	0	1	1	4	1.8	0.7	0.0	0.00	0.3	0.33	1.3	2C	2C	0C	0C	1C	0C	4C
Holiday	3	0	0	0	0	0	3	1.8	0.0	0.0	0.00	0.0	0.0	1.0	1C	1C	0C	0C	0C	0C	3C
Rush	2	1	0	0	0	0	0	2.0	0.5	0.0	0.00	0.0	0.0	0.0	3	5	1	2	3	2	7
WARRIORS	240	47	28	13	21	10	108	240.0	43.2	23.2	7.83	17.2	6.00	97.8	58	140	48	58	87	40	143
OPPONENTS	240	49	24	13	16	5	99	240.0	42.5	21.7	9.83	13.3	2.33	89.8	58	135	46	64	97	39	141

## MEMPHIS GRIZZLIES 2014 FIRST ROUND VS. OKLAHOMA CITY THUNDER

PLAYER	G	GS	MIN	FIELD GOALS			3-POINT FG			FREE THROWS			REBOUNDS					PTS	AVG
				FG	FGA	PCT	FG	FGA	PCT	FT	FTA	PCT	OFF	DEF	TOT	AST	PF		
Randolph	6	6	234	42	104	.404	0	1	.000	25	41								





## MEMPHIS GRIZZLIES 2013 FIRST ROUND VS. LOS ANGELES CLIPPERS

PLAYER	G	GS	MIN	FIELD GOALS			3-POINT FG			FREE THROWS			REBOUNDS			AST	PF	DQ	STL	TO	BLK	PTS	AVG
				FG	FGA	PCT	FG	FGA	PCT	FT	FTA	PCT	OFF	DEF	TOT								
Randolph	6	6	202	50	88	.568	0	0	---	25	34	.735	20	28	48	10	27	0	5	15	1	125	20.8
Conley	6	6	217	29	71	.408	6	21	.286	4	53	.755	4	17	21	50	17	0	7	10	3	104	17.3
Gasol	6	6	234	35	75	.467	0	0	---	34	43	.791	7	38	45	20	22	0	2	4	10	104	17.3
Allen	6	6	177	24	50	.480	2	4	.500	22	29	.759	14	25	39	13	17	0	13	8	4	72	12.0
Bayless	6	0	97	18	47	.383	7	22	.318	10	101	.000	0	5	5	9	12	0	2	10	0	53	8.8
Prince	6	6	213	21	52	.404	3	9	.333	6	11	.545	2	23	25	15	6	0	5	2	4	51	8.5
Pondexter	6	0	127	12	30	.400	5	15	.333	10	15	.667	6	7	13	3	9	0	5	3	1	39	6.5
Arthur	6	0	75	11	20	.550	0	1	.000	4	5	.800	7	11	18	2	18	0	0	1	1	26	4.3
Dooling	5	0	54	5	13	.385	3	7	.429	2	21	.000	0	3	3	4	11	0	0	3	0	15	3.0
Wroten	3	0	6	1	3	.333	0	1	.000	4	41	.000	0	2	2	1	0	0	0	1	0	6	2.0
Davis	5	0	29	3	7	.429	0	0	---	0	0	---	2	6	8	0	3	0	0	2	0	6	1.2
Daye	2	0	6	0	1	.000	0	0	---	0	0	---	0	0	0	0	0	0	0	0	1	0	0.0
Leuer	2	0	3	0	0	---	0	0	---	0	0	---	0	0	0	0	1	0	0	0	0	0	0.0
GRIZZLIES	6	--	1440	209	457	.457	26	80	.325	157	206	.762	62	165	227	127	143	0	39	62	25	601	100.2
CLIPPERS	6	--	1440	211	452	.467	35	115	.304	111	142	.782	53	170	223	108	167	1	31	80	34	568	94.7

PLAYER	SINGLE-GAME HIGHS					AVERAGE PER GAME					CAREER HIGHS (G=SET, T=TIED THIS SERIES)										
	MIN	REB	AST	STL	TO	PTS	MIN	REB	AST	STL	TO	PTS	FG	FGA	FT	FTA	REB	AST	PTS		
Randolph	38	11	4	2	5	27	33.7	8.0	1.7	0.83	2.5	0.17	20.8	12	25	16	17	21	6	34	
Conley	44	6	13	3	3	28	36.2	3.5	8.3	1.17	1.7	0.50	17.3	11	22	12C	17C	10	13C	28C	
Gasol	44	13	7	1	2	3	24	39.0	7.5	3.3	0.33	0.7	1.67	17.3	11	20	9C	12	21	7C	26
Allen	39	10	6	4	3	2	19	29.5	6.5	2.2	2.17	1.3	0.67	12.0	7	13	9C	11C	10C	6C	19C
Bayless	30	2	3	1	3	0	19	16.2	0.8	1.5	0.33	1.7	0.00	8.8	7	18	6	9	4	7	19C
Prince	41	6	5	2	1	2	15	35.5	4.2	2.5	0.83	0.3	0.67	8.5	11	20	7	8	12	9	29
Pondexter	29	4	1	1	1	1	13	21.2	2.2	0.5	0.83	0.5	0.17	6.5	7	13	5	7	9	3	22
Arthur	18	6	1	0	1	1	9	12.4	3.0	0.3	0.00	0.2	0.17	4.3	7	10	3	4	6T	2	14
Dooling	18	2	2	0	1	0	7	10.8	0.6	0.8	0.00	0.6	0.00	3.0	6	10	5	6	4	4	15
Wroten	5	2	1	0	1	0	4	2.1	0.7	0.3	0.00	0.3	0.00	2.0	1T	4	2C	2C	2C	1T	4C
Davis	13	6	0	0	1	0	6	5.8	1.6	0.0	0.00	0.4	0.00	1.2	3C	4C	3	4	6C	0T	6C
Daye	6	0	0	0	0	1	0	3.1	0.0	0.0	0.00	0.0	0.50	0.0	2	5	1	1	1	0T	4
Leuer	2	0	0	0	0	0	0	1.3	0.0	0.0	0.00	0.0	0.00	0.0	1	1	0T	0T	2	0T	2
GRIZZLIES	240	45	27	11	13	7	118	240.0	37.8	21.2	6.50	10.3	4.17	100.2	45	111	38C	47C	60	27C	123
OPPONENTS	240	47	20	8	18	10	112	240.0	37.2	18.0	5.17	13.3	5.67	94.7	43	95	42	50	54	29	133

## LOS ANGELES CLIPPERS 2013 FIRST ROUND VS. MEMPHIS GRIZZLIES

PLAYER	G	GS	MIN	FIELD GOALS			3-POINT FG			FREE THROWS			REBOUNDS			AST	PF	DQ	STL	TO	BLK	PTS	AVG
				FG	FGA	PCT	FG	FGA	PCT	FT	FTA	PCT	OFF	DEF	TOT								
Paul	6	6	224	49	92	.533	6	19	.316	33	37	.892	3	21	24	38	17	0	11	9	0	137	22.8
Griffin	6	5	158	29	64	.453	0	0	---	21	26	.808	8	25	33	15	24	1	0	13	5	79	13.2
Barnes	6	0	162	24	44	.545	7	17	.412	16	19	.842	7	23	30	3	23	0	4	5	2	71	11.8
Crawford	6	0	161	24	62	.387	6	22	.273	11	11	1.000	2	10	12	10	9	0	3	4	1	65	10.8
Butler	6	6	136	22	46	.478	4	16	.250	3	3	1.000	1	15	16	0	11	0	2	6	2	51	8.5
Bledsoe	6	0	97	15	30	.500	1	9	.111	8	12	.667	2	13	15	18	10	0	2	5	3	39	6.5
Billups	6	6	115	11	36	.306	6	17	.353	9	11	.818	2	10	12	6	10	0	1	8	1	37	6.2
Odom	6	1	107	11	30	.367	5	14	.357	3	6	.500	4	19	23	11	16	0	5	10	5	30	5.0
Hill	1	0	20	2	4	.500	0	0	---	0	0	---	2	2	4	2	5	0	0	1	0	4	4.0
Jordan	6	6	144	10	22	.455	0	0	---	2	9	.222	15	23	38	1	18	0	1	9	10	22	3.7
Turiaf	5	0	59	7	10	.700	0	0	---	2	4	.500	4	4	8	0	14	0	1	2	3	16	3.2
Hollins	5	0	37	5	9	.556	0	0	---	1	2	.500	3	2	5	2	10	0	2	2	1	2	2.2
Green	3	0	20	2	3	.667	0	1	.000	2	2	1.000	0	3	3	2	0	0	1	0	0	6	2.0
CLIPPERS	6	--	1440	211	452	.467	35	115	.304	111	142	.782	53	170	223	108	167	1	31	80	34	568	94.7
GRIZZLIES	6	--	1440	209	457	.457	26	80	.325	157	206	.762	62	165	227	127	143	0	39	62	25	601	100.2

PLAYER	SINGLE-GAME HIGHS					AVERAGE PER GAME					CAREER HIGHS (G=SET, T=TIED THIS SERIES)										
	MIN	REB	AST	STL	TO	PTS	MIN	REB	AST	STL	TO	PTS	FG	FGA	FT	FTA	REB	AST	PTS		
Paul	42	6	9	3	5	0	35	37.3	4.0	6.3	1.83	1.5	0.00	22.8	15	25	12	14	13	17	35T
Griffin	34	10	5	0	4	2	21	26.3	5.5	2.5	0.00	2.2	0.83	13.2	13	24	10	17	16	7	30
Barnes	37	10	1	2	1	30	26.9	5.0	0.5	0.67	0.8	0.33	11.8	11C	15	7C	8C	11	7	30C	
Crawford	36	3	3	3	1	1	15	26.9	2.0	1.7	0.50	0.7	0.17	10.8	10	19	8	11	5	6	25
Butler	33	7	0	1	2	1	14	22.6	2.7	0.0	0.33	1.0	0.33	8.5	12	24	8	10	20	5	35
Bledsoe	22	6	5	1	1	15	16.2	2.5	3.0	0.33	0.8	0.50	6.5	10	16	3T	5	6C	6	23	
Billups	23	4	2	1	3	1	14	19.2	2.0	1.0	0.17	1.3	0.17	6.2	11	29	16	19	10	13	40
Odom	23	7	3	3	4	1	9	17.9	3.8	1.8	0.83	1.7	0.83	5.0	13	21	12	16	19	9	33
Hill	20	4	2	0	1	0	4	20.1	4.0	2.0	0.00	1.0	0.00	4.0	11	27	11	13	14	11	28
Jordan	31	8	1	1	3	4	6	24.1	6.3	0.2	0.17	1.5	1.67	3.7	4	7T	3	6	9	2	10
Turiaf	14	3	0	1	1	2	5	11.7	1.6	0.0	0.20	0.4	0.60	3.2	4	10	4	6	10	3	12
Hollins	9	4	1	0	1	1	5	7.5	1.0	0.4	0.00	0.4	0.40	2.2	4	4T	2	4	8	3	8
Green	15	1	2	1	0	0	4	6.5	1.0	0.7	0.33	0.0	0.00	2.0	7	15	6	6	4	6	17
CLIPPERS	240	47	20	8	18	10	112	240.0	37.2	18.0	5.17	13.3	5.67	94.7	50	111	36	48	62	30	124
OPPONENTS	240	45	27	11	13	7	118	240.0	37.8	21.2	6.50	10.3	4.17	100.2	51	115	38C	47C	63	35	131

## MEMPHIS GRIZZLIES 2013 WESTERN CONFERENCE SEMIFINALS VS. OKLAHOMA CITY THUNDER

PLAYER	G	GS	MIN	FIELD GOALS			3-POINT FG			FREE THROWS			REBOUNDS			AST	PF	DQ	STL	TO	BLK	PTS	AVG
				FG	FGA	PCT	FG	FGA	PCT	FT	FTA	PCT	OFF	DEF	TOT								
Gasol	5	5	210	35	72	.486	0	0	---	27	34	.794	9	33	42	12	14	0	7	7	15	97	19.4
Randolph	5	5	198	33	74	.446	0	1	.000	26	36	.722	16	38	54	11	14	0	3	8	2	92	18.4
Conley	5	5	206	31	85	.365	8	28	.286	20	23	.870	5	28	33	34	10	0	11	11	1	90	18.0
Allen	5	5	140	18	43	.419	0	3	.000	14	19	.737	11	14	25	5	19	0	12	6	0	50	10.0
Bayless	5	0																					



## MEMPHIS GRIZZLIES 2013 WESTERN CONFERENCE FINALS VS. SAN ANTONIO SPURS

PLAYER	G	GS	MIN	FIELD GOALS			3-POINT FG			FREE THROWS			REBOUNDS			AST	PF	DQ	STL	TO	BLK	PTS	AVG
				FG	FGA	PCT	FG	FGA	PCT	FT	FTA	PCT	OFF	DEF	TOT								
Conley	4	4	151	23	60	.383	4	15	.267	11	17	.647	3	14	17	23	7	0	8	13	1	61	15.3
Pondexter	4	0	129	22	41	.537	12	25	.480	5	8	.625	2	11	13	4	11	1	4	3	0	61	15.3
Gasol	4	4	166	23	58	.397	0	0	---	11	13	.846	9	31	40	16	17	0	4	7	8	57	14.3
Randolph	4	4	155	16	53	.302	0	0	---	12	24	.500	23	25	48	3	11	0	2	8	4	44	11.0
Bayless	4	0	109	16	46	.348	4	16	.250	5	6	.833	0	9	9	14	10	0	4	3	4	41	10.3
Allen	4	4	105	12	32	.375	0	1	.000	8	10	.800	12	15	27	9	12	0	5	5	1	32	8.0
Prince	4	4	84	9	25	.360	1	3	.333	4	6	.667	4	4	8	3	3	0	1	2	1	23	5.8
Arthur	4	0	45	8	18	.444	0	0	---	0	0	---	6	6	12	4	10	0	1	3	2	16	4.0
Daye	1	0	9	2	5	.400	0	1	.000	0	0	---	0	1	1	0	0	0	0	1	0	4	4.0
Davis	2	0	16	1	4	.250	0	0	---	3	4	.750	2	1	3	0	3	0	0	0	1	5	2.5
Dooling	4	0	28	2	5	.400	1	1	1.000	0	0	---	0	2	2	0	1	0	0	0	0	5	1.3
Leuer	3	0	9	1	2	.500	0	0	---	0	0	---	2	1	3	0	0	0	1	0	1	2	0.7
Wroten	2	0	5	0	5	.000	0	1	.000	0	0	---	1	0	1	0	0	0	0	0	0	0	0.0
GRIZZLIES	4	--	1010	135	354	.381	22	63	.349	59	88	.670	64	120	184	76	85	1	31	47	23	351	87.8
SPURS	4	--	1010	156	317	.492	32	85	.376	51	66	.773	28	135	163	100	87	0	26	57	31	395	98.8

PLAYER	SINGLE-GAME HIGHS					AVERAGE PER GAME					CAREER HIGHS (C=SET, T=TIED THIS SERIES)										
	MIN	REB	AST	ST	TO	PTS	MIN	REB	AST	STL	TO	BLK	PTS	FG	FGA	FT	FTA	REB	AST	PTS	
Conley	37	6	8	5	5	1	20	37.9	4.3	5.8	2.00	3.3	0.25	15.3	11	22	12	17	10	13	28
Pondexter	47	9	2	2	2	0	22	32.1	3.3	1.0	1.00	0.8	0.00	15.3	7	13	5	7	9	9	22
Gasol	48	14	5	2	4	3	16	41.4	10.0	4.0	1.00	1.8	2.00	14.3	11	20	9	12	21	7	26
Randolph	45	18	3	1	4	2	15	38.6	12.0	0.8	0.50	2.0	1.00	11.0	12	25	16	17	21	6	34
Bayless	34	4	5	2	1	2	18	27.3	2.3	3.5	1.00	0.8	1.00	10.3	7	13	6	9	4	7	19
Allen	27	8	3	2	1	1	12	26.2	6.8	2.3	1.25	1.3	0.25	8.0	7	13	9	11	10	6	19
Prince	29	4	2	1	1	1	8	20.9	2.0	0.8	0.25	0.5	0.25	5.8	11	20	7	8	12	9	29
Arthur	18	6	2	1	2	1	8	11.3	3.0	1.0	0.25	0.8	0.50	4.0	7	10	3	4	6	2	14
Daye	9	1	0	0	1	0	4	8.8	1.0	0.0	0.00	1.0	0.00	4.0	2	5	1	1	1	0	4
Davis	11	2	0	0	0	1	5	8.0	1.5	0.0	0.00	0.0	0.50	2.5	3	4	3	4	6	0	6
Dooling	13	1	0	1	0	0	5	7.1	0.5	0.0	0.25	0.0	0.00	1.3	6	10	5	6	4	4	15
Leuer	5	2	0	1	0	1	2	2.9	1.0	0.0	0.33	0.0	0.33	0.7	1	1	0	0	2	0	2
Wroten	3	1	0	0	0	0	0	2.5	0.5	0.0	0.00	0.0	0.00	0.0	1	4	2	2	2	1	4
GRIZZLIES	265	60	20	10	13	6	93	252.5	46.0	19.0	7.75	11.8	5.75	87.8	45	111	38	47	60	27	123
OPPONENTS	265	50	29	10	17	12	105	252.5	40.8	25.0	6.50	14.3	7.75	98.8	43	95	42	50	54	29	133

## SAN ANTONIO SPURS 2013 WESTERN CONFERENCE FINALS VS. MEMPHIS GRIZZLIES

PLAYER	G	GS	MIN	FIELD GOALS			3-POINT FG			FREE THROWS			REBOUNDS			AST	PF	DQ	STL	TO	BLK	PTS	AVG
				FG	FGA	PCT	FG	FGA	PCT	FT	FTA	PCT	OFF	DEF	TOT								
Parker	4	4	158	41	77	.532	3	8	.375	13	15	.867	1	13	14	38	6	0	8	16	0	98	24.5
Duncan	4	4	137	27	57	.474	0	0	---	8	13	.615	8	29	37	13	3	0	3	9	12	62	15.5
Leonard	4	4	143	19	32	.594	7	13	.538	0	1	.000	3	25	28	2	4	0	8	5	3	45	11.3
Ginobili	4	0	105	11	27	.404	4	14	.286	14	18	.778	4	17	21	18	12	0	2	10	2	40	10.0
Green	4	4	114	13	28	.464	8	17	.471	1	1	1.000	3	14	17	9	8	0	3	4	4	35	8.8
Splitter	4	4	105	15	22	.682	0	0	---	5	7	.714	3	9	12	8	15	0	1	4	7	35	8.8
Bonner	4	0	71	9	20	.450	6	14	.429	3	3	1.000	2	8	10	2	14	0	0	2	2	27	6.8
Blair	1	0	5	2	2	1.000	0	0	---	2	2	1.000	1	1	2	1	2	0	0	0	0	6	6.0
Neal	4	0	51	7	17	.412	2	8	.250	2	2	1.000	0	4	4	2	2	0	0	1	0	18	4.5
Diaw	4	0	72	7	19	.368	1	5	.200	2	2	1.000	1	6	7	6	9	0	0	1	1	17	4.3
Mills	1	0	5	1	1	1.000	1	1	1.000	0	0	---	0	0	0	1	1	0	0	0	0	3	3.0
Joseph	4	0	37	4	13	.308	0	3	.000	1	2	.500	2	7	9	0	1	0	1	2	0	9	2.3
McGrady	1	0	7	0	2	.000	0	2	.000	0	0	---	0	2	2	0	0	0	1	0	0	0	0.0
SPURS	4	--	1010	156	317	.492	32	85	.376	51	66	.773	28	135	163	100	87	0	26	57	31	395	98.8
GRIZZLIES	4	--	1010	135	354	.381	22	63	.349	59	88	.670	64	120	184	76	85	1	31	47	23	351	87.8

PLAYER	SINGLE-GAME HIGHS					AVERAGE PER GAME					CAREER HIGHS (C=SET, T=TIED THIS SERIES)										
	MIN	REB	AST	ST	TO	PTS	MIN	REB	AST	STL	TO	BLK	PTS	FG	FGA	FT	FTA	REB	AST	PTS	
Parker	44	5	18	3	7	0	37	39.5	3.5	9.5	2.00	4.0	0.00	24.5	18	29	13	16	10	18	43
Duncan	44	10	5	2	3	4	24	34.4	9.3	3.3	0.75	2.3	3.00	15.5	16	30	19	23	25	11	41
Leonard	40	11	1	5	2	1	18	35.8	7.0	0.5	2.00	1.3	0.75	11.3	9	17	4	8	16	3	22
Ginobili	30	7	6	1	6	1	19	26.3	5.3	4.5	0.50	2.5	0.50	10.0	11	24	15	17	11	11	39
Green	33	6	3	2	1	3	16	28.4	4.3	2.3	0.75	1.0	1.00	8.8	9	15	3	4	7	4	27
Splitter	34	6	3	1	2	4	14	26.2	3.0	2.0	0.25	1.0	1.75	8.8	6	9	6	12	9	4	14
Bonner	27	3	1	0	2	1	12	17.8	2.5	0.5	0.00	0.5	0.50	6.8	5	9	6	6	7	2	14
Blair	5	2	1	0	0	0	6	5.3	2.0	1.0	0.00	0.00	0.00	6.0	6	9	4	5	8	3	13
Neal	19	3	1	0	1	0	11	12.7	1.0	0.5	0.00	0.3	0.00	4.5	9	17	4	4	5	5	24
Diaw	21	2	3	0	1	1	7	17.9	1.8	1.5	0.00	0.3	0.25	4.3	13	23	11	11	12	9	34
Mills	5	0	1	0	0	0	3	5.2	0.0	1.0	0.00	0.0	0.00	3.0	4	5	1	1	1	2	9
Joseph	12	5	0	1	2	0	4	9.3	2.3	0.0	0.25	0.5	0.00	2.3	4	8	2	3	5	6	8
McGrady	7	2	0	0	1	0	0	6.8	2.0	0.0	0.00	1.0	0.00	0.0	16	34	14	18	13	16	46
SPURS	265	50	29	10	17	12	105	252.5	40.8	25.0	6.50	14.3	7.75	98.8	67	124	39	54	75	51	152
OPPONENTS	265	60	20	10	13	6	93	252.5	46.0	19.0	7.75	11.8	5.75	87.8	58	111	49	51	65	40	141

## MEMPHIS GRIZZLIES 2012 FIRST ROUND VS. LOS ANGELES CLIPPERS

PLAYER	G	GS	MIN	FIELD GOALS			3-POINT FG			FREE THROWS			REBOUNDS			AST	PF	DQ	STL	TO	BLK	PTS	AVG
				FG	FGA	PCT	FG	FGA	PCT	FT	FTA	PCT	OFF	DEF	TOT								
Gay	7	7	279	48	114	.421	4	19	.211	33	40	.825	10	36	46	10	15	0	9	21	2	133	19.0
Gasol	7	7	261	36	69	.522	0	1	.000	34	43	.791	16	31	47	22	25	0	2	13	13	106	15.1
Conley	7	7	277	32	76	.421	11	22	.500	24	32	.750	4	19	23	50	19	0	6	16	0	99	14.1
Randolph	7	7	248	37	88	.420	0	4	.000	22	35	.629	27	42	69	6	25	0	7	11	4	96	13.7
Mayo	7	0	163	17	62	.274	7	24	.292	21	27	.778	2										





## MEMPHIS GRIZZLIES 2011 FIRST ROUND VS. SAN ANTONIO SPURS

PLAYER	G	GS	MIN	FIELD GOALS			3-POINT FG			FREE THROWS			REBOUNDS			PTS	AVG						
				FG	FGA	PCT	FG	FGA	PCT	FT	FTA	PCT	OFF	DEF	TOT								
Randolph	6	6	224	48	96	.500	1	5	.200	32	39	.821	11	44	55	20	21	0	8	12	3	129	21.5
Conley	6	6	230	32	81	.395	2	12	.167	20	26	.769	3	24	27	37	21	0	5	13	1	86	14.3
Gasol	6	6	242	32	60	.533	0	0	---	21	32	.656	20	54	74	13	23	0	3	13	9	85	14.2
Young	6	6	133	24	47	.511	3	8	.375	8	13	.615	2	14	16	1	10	0	3	5	2	59	9.8
Allen	6	6	160	21	47	.447	0	3	.000	12	17	.706	5	11	16	12	18	1	14	11	2	54	9.0
Mayo	6	0	134	18	49	.367	8	16	.500	10	14	.714	1	11	12	10	20	1	3	8	0	54	9.0
Arthur	6	0	99	22	40	.550	0	0	---	4	5	.800	8	9	17	3	12	0	2	6	9	48	8.0
Battier	6	0	162	15	30	.500	6	17	.353	3	4	.750	5	20	25	8	13	0	4	3	2	39	6.5
Vasquez	6	0	61	10	16	.625	2	5	.400	3	6	.500	1	8	9	11	5	0	2	5	1	25	4.2
Smith	2	0	5	2	2	1.000	0	0	---	0	0	---	0	1	1	1	1	0	0	0	0	4	2.0
Powe	2	0	6	1	5	.200	0	0	---	0	0	---	1	0	1	0	0	0	0	0	0	2	1.0
Haddadi	4	0	10	0	1	0.000	0	0	---	0	0	---	0	1	1	0	3	0	0	1	0	0	0.0
GRIZZLIES	6	--	1465	225	474	.475	22	66	.333	113	156	.724	57	197	254	116	147	2	44	82	29	585	97.5
SPURS	6	--	1465	202	463	.436	32	109	.294	130	171	.760	61	189	250	107	129	2	44	86	35	566	94.3

PLAYER	SINGLE-GAME HIGHS					AVERAGE PER GAME					CAREER HIGHS (C=SET, T=TIED THIS SERIES)										
	MIN	REB	AST	ST	BL	PTS	MIN	REB	AST	STL	TO	BLK	PTS	FG	FGA	FT	FTA	REB	AST	PTS	
Randolph	44	14	6	3	4	2	31	37.3	9.2	3.3	1.33	2.0	0.50	21.5	12C	22C	9	10T	15	6C	31C
Conley	44	7	10	3	5	1	20	38.3	4.5	6.2	0.83	2.2	0.17	14.3	9C	20C	6C	8C	7C	10C	20C
Gasol	44	17	3	2	4	2	24	40.3	12.3	2.2	0.50	2.2	1.50	14.2	9C	14C	8C	11C	17C	3C	24C
Young	32	6	1	2	2	1	18	22.2	2.7	0.2	0.50	0.8	0.33	9.8	7C	13C	3C	4C	6C	1C	18C
Allen	33	4	3	4	4	1	15	26.7	2.7	2.0	2.33	1.8	0.33	9.0	7C	13C	4	6T	5	3T	15T
Mayo	30	3	4	2	3	0	13	22.3	2.0	1.7	0.50	1.3	0.00	9.0	5C	13C	4C	6C	3C	4C	13C
Arthur	21	6	1	1	3	3	14	16.5	2.8	0.5	0.33	1.0	1.50	8.0	7C	10C	2C	2C	6C	1C	14C
Battier	34	7	2	2	1	1	10	27.0	4.2	1.3	0.67	0.5	0.33	6.5	7	12	6	6	9	7	23
Vasquez	23	3	3	1	2	1	11	10.2	1.5	1.8	0.33	0.8	0.17	4.2	4C	8C	3C	4C	3C	3C	11C
Smith	3	1	1	0	0	0	4	2.5	0.5	0.5	0.00	0.0	0.00	2.0	2C	2C	0C	0C	1C	1C	4C
Powe	3	1	0	0	0	0	2	3.0	0.5	0.0	0.00	0.0	0.00	1.0	6	8	9	13	8	1	21
Haddadi	9	1	0	0	1	0	0	2.5	0.3	0.0	0.00	0.3	0.00	0.0	0C	1C	0C	0C	1C	0C	0C
GRIZZLIES	265	50	24	12	17	7	104	24.2	42.3	19.3	7.33	13.7	4.83	97.5	45	94	24	33C	50C	26	115
OPPONENTS	265	48	23	9	19	10	110	24.2	41.7	17.8	7.33	14.3	5.83	94.3	43	93	36T	49	53	28	123

## SAN ANTONIO SPURS 2011 FIRST ROUND VS. MEMPHIS GRIZZLIES

PLAYER	G	GS	MIN	FIELD GOALS			3-POINT FG			FREE THROWS			REBOUNDS			PTS	AVG						
				FG	FGA	PCT	FG	FGA	PCT	FT	FTA	PCT	OFF	DEF	TOT								
Ginobili	5	5	174	31	70	.443	9	28	.321	32	41	.780	2	18	20	21	13	0	13	17	3	103	20.6
Parker	6	6	221	43	93	.462	1	8	.125	31	41	.756	1	15	16	31	10	0	8	20	2	118	19.7
Duncan	6	6	212	33	69	.478	0	0	---	10	16	.625	16	47	63	16	17	1	3	18	15	76	12.7
Hill	6	1	189	20	50	.400	4	15	.267	26	30	.867	5	25	30	14	15	1	9	8	2	70	11.7
Neal	6	0	111	17	46	.370	5	19	.263	7	7	1.000	2	16	18	5	11	0	1	2	1	46	7.7
Splitter	3	0	50	10	16	.625	0	0	---	0	3	.000	7	7	14	1	4	0	3	2	1	20	6.7
Jefferson	6	6	176	12	31	.387	6	17	.353	9	11	.818	2	23	25	5	13	0	3	6	3	39	6.5
Bonner	6	0	123	12	25	.480	6	18	.333	8	10	.800	7	12	19	2	18	0	1	1	1	38	6.3
McDyess	6	6	145	15	36	.417	0	0	---	4	7	.571	10	20	30	8	21	0	2	7	5	34	5.7
Blair	4	0	50	7	21	.333	0	0	---	3	5	.600	9	4	13	2	6	0	0	2	1	17	4.3
Green	4	0	7	2	6	.333	1	4	.250	0	0	---	0	1	1	2	1	0	1	1	1	5	1.3
Novak	1	0	6	0	0	---	0	0	---	0	0	---	0	1	1	0	0	0	0	0	0	0	0.0
SPURS	6	--	1465	202	463	.436	32	109	.294	130	171	.760	61	189	250	107	129	2	44	86	35	566	94.3
GRIZZLIES	6	--	1465	225	474	.475	22	66	.333	113	156	.724	57	197	254	116	147	2	44	82	29	585	97.5

PLAYER	SINGLE-GAME HIGHS					AVERAGE PER GAME					CAREER HIGHS (C=SET, T=TIED THIS SERIES)										
	MIN	REB	AST	ST	BL	PTS	MIN	REB	AST	STL	TO	BLK	PTS	FG	FGA	FT	FTA	REB	AST	PTS	
Ginobili	42	7	6	4	6	2	33	34.8	4.0	4.2	2.60	3.4	0.60	20.6	11	24	15	17	11	11	39
Parker	44	5	9	3	7	1	24	36.8	2.7	5.2	1.33	3.3	0.33	19.7	18	29	13	16T	10	14	43
Duncan	40	13	6	1	5	5	16	35.3	10.5	2.7	0.50	3.0	2.50	12.7	16	30	19	23	25	11	41
Hill	41	7	4	4	2	1	16	31.5	5.0	2.3	1.50	1.3	0.33	11.7	11	16	11C	13C	7C	4C	29
Neal	25	5	2	1	1	1	11	18.5	3.0	0.8	0.17	0.3	0.17	7.7	4C	12C	4C	4C	5C	2C	11C
Splitter	22	9	1	2	1	1	10	16.7	4.7	0.3	1.00	0.7	0.33	6.7	5C	9C	0C	2C	9C	1C	10C
Jefferson	37	6	2	1	2	1	16	29.3	4.2	0.8	0.50	1.0	0.50	6.5	13	22	13	18	16	10	33
Bonner	24	5	1	1	1	1	12	20.5	3.2	0.3	0.17	0.2	0.17	6.3	5	9	6C	6C	7	1T	14
McDyess	32	10	2	1	2	3	10	24.2	5.0	1.3	0.33	1.2	0.83	5.7	11	23	6	7	19	3	26
Blair	22	6	2	0	1	1	9	12.5	3.3	0.5	0.00	0.5	0.25	4.3	3T	9C	4	5	8	2C	9C
Green	6	1	2	1	1	1	3	1.8	0.3	0.5	0.25	0.3	0.25	1.3	1C	4C	0C	0C	1C	2C	3C
Novak	6	1	0	0	0	0	0	6.0	1.0	0.0	0.00	0.0	0.00	0.0	3	3	0T	0T	2	0T	8
SPURS	265	48	23	9	19	10	110	24.2	41.7	17.8	7.33	14.3	5.83	94.3	67	124	39	54	75	51	152
OPPONENTS	265	50	24	12	17	7	104	24.2	42.3	19.3	7.33	13.7	4.83	97.5	58	111	49	51	63	40	141



## MEMPHIS GRIZZLIES 2011 WESTERN CONFERENCE SEMIFINALS VS. OKLAHOMA CITY THUNDER

PLAYER	G	GS	MIN	FIELD GOALS			3-POINT FG			FREE THROWS			REBOUNDS			PTS	AVG						
				FG	FGA	PCT	FG	FGA	PCT	FT	FTA	PCT	OFF	DEF	TOT								
Randolph	7	7	292	52	128	.406	1	3	.333	55	67	.821	32	54	86	11	24	0	6	15	7	160	22.9
Conley	7	7	277	39	102	.382	9	25	.360	24	27	.889	4	19	23	46	18	1	9	17	2	111	15.9
Gasol	7	7	276	40	81	.494	0	2	.000	30	41	.732	21	51	72	16	21	0	11	13	19	110	15.7
Mayo	7	2	229	34	85	.400	12	33	.364	13	15	.867	9	20	29	21	22	1	8	9	4	93	13.3
Allen	7	7	190	22	54	.407	1	4	.250	15	24	.625	10	12	22	8	25	0	11	13	3	60	8.6
Arthur	7	0	102	17	45	.378	1	1	1.000	9	12	.750	6	6	12	4	18	0	5	6	3	44	6.3
Young	7	5	123	19	49	.388	0	4	.000	1	2	.500	5	9	14	1	8	0	3	3	1	39	5.6
Battier	7	0	177	14	36	.389	2	12	.167	3	5	.600	12	15	27	7	14	0	3	3	4	33	4.7
Vasquez	7	0																					



## MEMPHIS GRIZZLIES 2006 FIRST ROUND VS. DALLAS MAVERICKS

PLAYER	G	GS	MIN	FIELD GOALS			3-POINT FG			FREE THROWS			REBOUNDS			AST	PF	DQ	STL	TO	BLK	PTS	AVG
				FG	FGA	PCT	FG	FGA	PCT	FT	FTA	PCT	OFF	DEF	TOT								
Gasol	4	4	158	29	67	.433	0	1	.000	23	30	.767	4	23	27	12	11	0	2	11	5	81	20.3
E. Jones	4	3	119	14	29	.483	3	7	.429	10	15	.667	3	8	11	10	10	0	3	1	1	41	10.3
Atkins	4	4	103	15	37	.405	4	11	.364	5	8	.625	0	3	3	12	15	1	2	4	0	39	9.8
Miller	4	1	107	12	30	.400	1	8	.125	9	9	1.000	1	14	15	7	11	0	2	8	2	34	8.5
Jackson	4	0	100	12	29	.414	4	11	.364	5	7	.714	0	8	8	5	7	0	1	14	0	33	8.3
Wright	4	0	86	11	18	.611	0	0	---	7	10	.700	11	9	20	3	9	0	0	5	4	29	7.3
Warrick	3	1	43	4	16	.250	0	1	.000	12	14	.857	1	6	7	0	7	0	1	4	0	20	6.7
Battier	4	4	129	10	20	.500	2	7	.286	2	6	.333	7	16	23	2	16	0	4	8	2	24	6.0
D. Jones	4	0	46	5	7	.714	0	0	---	7	10	.700	1	6	7	0	7	0	1	2	0	17	4.3
Tsakalidis	4	3	59	6	10	.600	0	0	---	1	2	.500	4	7	11	2	13	0	1	7	1	13	3.3
Burks	2	0	13	1	1	1.000	0	0	---	1	2	.500	0	1	1	2	2	0	1	0	0	3	1.5
Cardinal	3	0	22	1	2	.500	1	2	.500	0	0	---	1	3	4	1	2	0	1	0	0	3	1.0
GRIZZLIES	4	--	985	120	266	.451	15	48	.313	82	113	.726	33	104	137	56	110	1	19	64	15	337	84.3
MAVERICKS	4	--	985	139	307	.453	21	59	.356	94	110	.855	55	117	172	73	112	0	27	51	18	393	98.3

PLAYER	SINGLE-GAME HIGHS							AVERAGE PER GAME							CAREER HIGHS (C=SET, T=TIED THIS SERIES)						
	MIN	REB	AST	ST	TO	BL	PTS	MIN	REB	AST	STL	TO	BLK	PTS	FG	FGA	FT	FTA	REB	AST	PTS
Gasol	41	7	5	1	4	2	25	39.5	6.8	3.0	0.50	2.8	1.25	20.3	13	26	8T	11C	16	5T	28
E. Jones	48	6	5	2	1	1	16	29.8	2.8	2.5	0.75	0.3	0.25	10.3	12	21	10	14	11	8	32
Atkins	36	2	4	1	2	0	20	25.8	0.8	3.0	0.50	1.0	0.00	9.8	8T	17	9	9	7	8	23
Miller	38	5	2	1	3	2	10	26.8	3.8	1.8	0.50	2.0	0.50	8.5	9	18	5C	5C	6	5	22
Jackson	33	4	4	1	5	0	12	25.0	2.0	1.3	0.25	3.5	0.00	8.3	10	20	5	8	11	6	26
Wright	40	10	2	0	2	3	10	21.5	5.0	0.8	0.00	1.3	1.00	7.3	7	13	5	5	10C	3	17
Warrick	18	4	0	1	2	0	11	14.3	2.3	0.0	0.33	1.3	0.00	6.7	2C	7C	7C	8C	4C	0C	11C
Battier	43	7	1	3	4	2	10	32.3	5.8	0.5	1.00	2.0	0.50	6.0	4T	9	2	4	9	3	10T
D. Jones	20	3	0	1	1	0	8	11.5	1.8	0.0	0.25	0.5	0.00	4.3	5	10	3C	6C	5	1	14
Tsakalidis	27	8	2	1	2	1	11	14.8	2.8	0.5	0.25	1.8	0.25	3.3	5C	8C	2	2T	12	2C	11C
Burks	8	1	1	1	0	0	3	6.5	0.5	1.0	0.50	0.0	0.00	1.5	1C	1C	1C	2C	1C	1T	3C
Cardinal	10	3	1	1	0	0	3	7.3	1.3	0.3	0.33	0.0	0.00	1.0	4	12	5	7	6	17	13
GRIZZLIES	265	42	16	8	20	5	93	246.3	34.3	14.0	4.75	16.0	3.75	84.3	45	94	24	30C	46	26	115
OPPONENTS	265	50	21	12	14	6	103	246.3	43.0	18.3	6.75	12.8	4.50	98.3	43	93	36	49	53	28	123

## DALLAS MAVERICKS 2006 FIRST ROUND VS. MEMPHIS GRIZZLIES

PLAYER	G	GS	MIN	FIELD GOALS			3-POINT FG			FREE THROWS			REBOUNDS			AST	PF	DQ	STL	TO	BLK	PTS	AVG
				FG	FGA	PCT	FG	FGA	PCT	FT	FTA	PCT	OFF	DEF	TOT								
Nowitzki	4	4	165	42	83	.506	8	19	.421	33	38	.868	6	25	31	12	12	0	3	5	2	125	31.3
Terry	4	4	147	26	62	.419	4	17	.235	14	16	.875	3	12	15	22	12	0	3	7	0	70	17.5
Howard	4	4	126	23	47	.489	6	12	.500	13	15	.867	4	18	22	7	16	0	4	7	1	65	16.3
Stackhouse	4	0	118	15	42	.357	2	9	.222	15	17	.882	4	6	10	8	11	0	2	8	0	47	11.8
Dampier	4	0	111	8	23	.348	0	0	---	10	12	.833	19	16	35	2	14	0	3	2	9	26	6.5
Griffin	4	4	100	10	18	.556	0	0	---	1	1	1.000	11	9	20	10	9	0	6	3	0	21	5.3
Daniels	3	0	57	6	12	.500	1	1	1.000	0	0	---	1	7	8	7	7	0	2	3	0	13	4.3
Harris	4	0	52	7	13	.538	0	0	---	3	5	.600	1	3	4	5	8	0	2	5	0	17	4.3
Mbenga	2	0	11	1	2	.500	0	0	---	2	2	1.000	1	4	5	0	3	0	0	2	1	4	2.0
Armstrong	2	0	6	0	2	.000	0	1	.000	2	2	1.000	0	2	2	0	1	0	1	0	1	2	1.0
Diop	4	4	77	1	2	.500	0	0	---	1	2	.500	5	15	20	0	16	0	2	4	5	3	0.8
Powell	2	0	14	0	1	.000	0	0	---	0	0	---	0	0	0	0	3	0	0	1	0	0	0.0
MAVERICKS	4	--	985	139	307	.453	21	59	.356	94	110	.855	55	117	172	73	112	0	27	51	18	393	98.3
GRIZZLIES	4	--	985	120	266	.451	15	48	.313	82	113	.726	33	104	137	56	110	1	19	64	15	337	84.3

PLAYER	SINGLE-GAME HIGHS							AVERAGE PER GAME							CAREER HIGHS (C=SET, T=TIED THIS SERIES)						
	MIN	REB	AST	ST	TO	BL	PTS	MIN	REB	AST	STL	TO	BLK	PTS	FG	FGA	FT	FTA	REB	AST	PTS
Nowitzki	48	11	5	2	2	1	36	41.3	7.8	3.0	0.75	1.3	0.50	31.3	16	28	21	24	21	9	46
Terry	46	6	9	1	3	0	22	36.8	3.8	5.5	0.75	1.8	0.00	17.5	13	25	12	12	9	9C	36
Howard	38	9	2	3	3	1	24	31.5	5.5	1.8	1.00	1.8	0.25	16.3	13	21	11	11	14	4	29
Stackhouse	34	5	5	1	3	0	19	29.5	2.5	2.0	0.50	2.0	0.00	11.8	11	22	11	13	11	8	31
Dampier	33	12	1	2	1	3	12	27.8	8.8	0.5	0.75	0.5	2.25	6.5	7	8T	4C	6C	14	2	15
Griffin	31	9	4	4	1	0	6	25.0	5.0	2.5	1.50	0.8	0.00	5.3	7	12	2	2	9C	4C	15
Daniels	26	4	3	2	2	0	13	19.0	2.7	2.3	0.67	1.0	0.00	4.3	10	20	6	7	11	5	22
Harris	19	1	3	2	3	0	7	13.0	1.0	1.3	0.50	1.3	0.00	4.3	7	14	10	11	6	6	24
Mbenga	7	3	0	0	1	1	2	5.5	2.5	0.0	0.00	1.0	0.50	2.0	1C	1T	2C	2C	3C	0T	2C
Armstrong	5	2	0	0	1	0	2	3.0	1.0	0.0	0.00	0.5	0.00	1.0	6	14	9	10	10	8	21
Diop	24	8	0	2	2	2	3	19.3	5.0	0.0	0.50	1.0	1.25	0.8	3	3	2	2T	8C	0T	8
Powell	10	0	0	1	0	0	0	7.0	0.0	0.0	0.00	0.5	0.00	0.0	0T	1T	0T	0T	0T	0T	0T
MAVERICKS	265	50	21	12	14	6	103	246.3	43.0	18.3	6.75	12.8	4.50	98.3	59	112	49	55	58	36	151
OPPONENTS	265	42	16	8	20	5	93	246.3	34.3	14.0	4.75	16.0	3.75	84.3	57	108	40	48	68	38	137

## MEMPHIS GRIZZLIES 2005 FIRST ROUND VS. PHOENIX SUNS

PLAYER	G	GS	MIN	FIELD GOALS			3-POINT FG			FREE THROWS			REBOUNDS			AST	PF	DQ	STL	TO	BLK	PTS	AVG
				FG	FGA	PCT	FG	FGA	PCT	FT	FTA	PCT	OFF	DEF	TOT								
Gasol	4	4	133	39	80	.488	1	1	1.000	6	12	.500	15	15	30	10	12	0	2	7	7	85	21.3
Williams	4	4	114	28	53	.528	10	21	.476	2	2	1.000	1	8	9	21	7	0	6	8	0	68	17.0
Miller	4	4	110	18	37	.486	8	17	.471	4	4	1.000	0	10	10	11	7	0	0	5	3	48	12.0
Posey	4	0	100	11	25	.440	7	15	.467	10	13	.769	1	12	13	4	14	0	2	5	1	39	9.8
Swift	3	0	48	12	20	.600	0	0	---	4	7	.571	6	7	14	1	3	0	1	2	0	28	9.3
Wright	4	4	85	16	28	.571	0	0	---	1	2	.500	6	14	20	9	10	0	1	2	1	33	8.3
Jones	3	0	71	8	21	.381	3	5	.600	3	4	.750	2	7	9	1	8	0	1	2	0	22	7.3
Battier	4	4	119	13	31	.419	1	7	.143	2	5	.400	10	17	27	6							





# PLAYOFFS

## MEMPHIS GRIZZLIES 2004 FIRST ROUND VS. SAN ANTONIO SPURS

PLAYER	G	GS	MIN	FIELD GOALS			3-POINT FG			FREE THROWS			REBOUNDS			AST	PF	DQ	STL	TO	BLK	PTS	AVG
				FG	FGA	PCT	FG	FGA	PCT	FT	FTA	PCT	OFF	DEF	TOT								
Gasol	4	4	134	28	49	.571	0	0	---	18	20	.900	4	16	20	10	10	0	4	5	6	74	18.5
Posey	4	4	130	15	37	.405	1	6	.167	19	21	.905	8	14	22	4	13	0	9	6	2	50	12.5
Wells	4	0	94	19	37	.514	0	1	1.000	9	14	.643	2	10	12	4	8	0	4	9	1	47	11.8
Williams	4	4	130	15	46	.326	6	21	.286	7	7	1.000	1	8	9	18	10	0	2	7	0	43	10.8
Miller	4	4	98	12	34	.353	5	13	.385	1	3	.333	0	12	12	3	4	0	5	5	0	30	7.5
Swift	4	0	74	9	26	.346	0	0	---	6	8	.750	6	13	19	3	6	0	3	3	6	24	6.0
Wright	4	4	100	10	23	.435	0	0	---	2	6	.333	5	12	17	2	15	0	4	5	2	22	5.5
Battier	4	0	69	6	15	.400	3	7	.429	4	6	.667	6	6	12	1	17	0	0	4	1	19	4.8
Watson	4	0	62	8	15	.533	0	3	1.000	3	3	1.000	4	5	9	7	8	0	5	6	0	19	4.8
Tsakalidis	1	0	3	0	0	---	0	0	---	2	2	1.000	0	0	0	0	0	0	3	0	2	2	2.0
Humphrey	3	0	5	1	1	1.000	0	0	---	0	0	---	1	1	2	0	0	0	0	0	0	2	0.7
Outlaw	4	0	61	0	7	.000	0	0	---	2	4	.500	1	3	4	6	9	0	2	3	2	2	0.5
GRIZZLIES	4	--	960	123	290	.424	15	51	.294	73	94	.777	38	100	138	58	100	0	38	57	20	334	83.5
SPURS	4	--	960	146	288	.507	31	65	.477	67	101	.663	46	122	168	87	81	0	30	65	25	390	97.5

PLAYER	SINGLE-GAME HIGHS							AVERAGE PER GAME							CAREER HIGHS (C=SET, T=TIED THIS SERIES)						
	MIN	REB	AST	ST	TO	BL	PTS	MIN	REB	AST	STL	TO	BLK	PTS	FG	FGA	FT	FTA	REB	AST	PTS
Gasol	37	11	3	2	3	2	22	33.5	5.0	2.5	1.00	1.3	1.50	18.5	100	150	80	80	110	30	200
Posey	38	11	2	3	3	1	20	32.5	5.5	1.0	2.25	1.5	0.50	12.5	60	130	80	80	110	20	200
Wells	26	5	2	2	4	1	16	23.5	3.0	1.0	1.00	2.3	0.25	11.8	16	24	9	12	10	7	45
Williams	35	4	8	1	4	0	16	32.5	2.3	4.5	0.50	1.8	0.00	10.8	8	16	50	50	8	80	20
Miller	27	5	1	2	2	0	12	24.5	3.0	0.8	1.25	1.3	0.00	7.5	9	18	4	4	6	5	22
Swift	22	7	1	2	3	3	9	18.5	4.8	0.8	0.75	0.8	1.50	6.0	40	90	40	40	70	10	90
Wright	28	6	1	2	2	2	8	25.0	4.3	0.5	1.00	1.3	0.50	5.5	6	13	5	5	9	17	17
Battier	21	4	1	0	2	1	6	17.3	3.0	0.3	0.00	1.0	0.25	4.8	20	50	20	20	40	10	60
Watson	21	4	3	2	2	0	13	15.5	2.3	1.8	1.25	1.5	0.00	4.8	50	90	30	30	40	30	130
Tsakalidis	3	0	0	0	3	0	2	3.0	0.0	0.0	0.00	0.0	0.00	2.0	3	6	20	20	12	0	6
Humphrey	3	2	0	0	0	0	2	1.7	0.7	0.0	0.00	0.0	0.00	0.7	10	10	00	00	20	00	20
Outlaw	22	2	4	2	2	1	1	15.3	1.0	1.5	0.50	0.8	0.50	0.5	8	10	3	6	14	40	17
GRIZZLIES	240	38	19	12	20	8	97	240.0	34.5	14.5	9.50	14.3	5.00	83.5	380	780	240	280	380	190	970
OPPONENTS	240	53	26	9	18	8	110	240.0	42.0	21.8	7.50	16.3	6.25	97.5	410	770	250	340	530	260	1100

## SAN ANTONIO SPURS 2004 FIRST ROUND VS. MEMPHIS GRIZZLIES

PLAYER	G	GS	MIN	FIELD GOALS			3-POINT FG			FREE THROWS			REBOUNDS			AST	PF	DQ	STL	TO	BLK	PTS	AVG
				FG	FGA	PCT	FG	FGA	PCT	FT	FTA	PCT	OFF	DEF	TOT								
Duncan	4	4	154	40	68	.588	0	0	---	17	30	.567	10	30	40	12	13	0	2	14	10	97	24.3
Parker	4	4	148	29	55	.527	11	16	.688	15	22	.682	0	8	8	34	4	0	3	13	0	84	21.0
Horry	4	0	100	16	26	.615	6	10	.600	6	6	1.000	14	19	33	5	14	0	3	4	2	44	11.0
Ginobili	4	0	107	11	30	.367	2	12	.167	18	21	.857	4	12	16	9	9	0	6	10	1	42	10.5
Turkoglu	4	4	133	13	31	.419	6	14	.429	8	12	.667	2	21	23	8	9	0	5	9	1	40	10.0
Bowen	4	4	129	13	28	.464	4	10	.400	2	8	.250	3	12	15	7	11	0	1	4	2	32	8.0
Nesterovic	4	4	93	11	21	.524	0	0	---	0	0	---	9	15	24	6	13	0	1	2	7	22	5.5
Hart	4	0	41	8	14	.571	0	0	---	0	0	---	0	2	2	1	4	0	4	1	0	16	4.0
Ward	3	0	7	2	2	1.000	2	2	1.000	0	0	---	0	0	0	1	0	0	1	1	0	6	2.0
Rose	4	0	31	2	7	.286	0	0	---	0	0	---	4	1	5	3	4	0	3	7	2	4	1.0
Willis	3	0	6	1	2	.500	0	0	---	0	0	---	0	1	1	0	0	0	1	0	0	2	0.7
Brown	3	0	11	0	4	.000	0	1	.000	1	2	.500	0	1	1	1	0	0	0	0	0	1	0.3
SPURS	4	--	960	146	288	.507	31	65	.477	67	101	.663	46	122	168	87	81	0	30	65	25	390	97.5
OPPONENTS	4	--	960	123	290	.424	15	51	.294	73	94	.777	38	100	138	58	100	0	38	57	20	334	83.5

PLAYER	SINGLE-GAME HIGHS							AVERAGE PER GAME							CAREER HIGHS (C=SET, T=TIED THIS SERIES)						
	MIN	REB	AST	ST	TO	BL	PTS	MIN	REB	AST	STL	TO	BLK	PTS	FG	FGA	FT	FTA	REB	AST	PTS
Duncan	41	13	3	1	6	5	26	38.5	10.0	3.0	0.50	3.5	2.50	24.3	12.5	3.7	4.1	0.62	4.4	3.12	30.2
Parker	40	3	13	2	4	0	29	37.0	2.0	8.5	0.75	3.3	0.00	21.0	2.6	11.0	1.3	0.97	4.2	0.00	27.2
Horry	29	12	2	3	2	1	14	25.0	8.3	1.3	0.75	1.0	0.50	11.0	15.8	2.4	6.7	1.44	1.9	0.96	21.1
Ginobili	29	7	4	2	3	1	15	26.8	4.0	2.3	1.50	2.5	0.25	10.5	7.2	4.0	4.0	2.69	4.5	0.45	18.8
Turkoglu	34	7	3	3	5	1	18	33.3	5.8	2.0	1.25	2.3	0.25	10.0	8.3	2.9	3.2	1.80	3.2	0.36	14.4
Bowen	34	5	3	1	3	1	10	32.3	3.8	1.8	0.25	1.0	0.50	8.0	5.6	2.6	4.1	0.37	1.5	0.74	11.9
Nesterovic	27	7	3	1	2	3	8	23.3	6.0	1.5	0.25	0.5	1.75	5.5	12.4	3.1	6.7	0.52	1.0	3.61	11.4
Hart	17	2	1	2	1	0	6	10.3	0.5	0.3	1.00	0.3	0.00	4.0	2.3	1.2	4.7	4.68	1.2	0.00	18.7
Ward	4	0	1	1	1	0	6	2.3	0.0	0.3	0.33	0.3	0.00	2.0	0.0	6.9	0.0	6.86	6.9	0.00	41.1
Rose	15	5	3	2	3	2	4	7.8	1.3	0.8	0.75	1.8	0.50	1.0	7.7	4.6	6.2	4.65	10.8	3.10	6.2
Willis	3	1	0	1	0	0	2	2.0	0.3	0.0	0.33	0.0	0.00	0.7	8.0	0.0	8.00	0.0	0.00	16.0	
Brown	5	1	1	0	0	0	1	3.7	0.3	0.3	0.00	0.0	0.00	0.3	4.4	4.4	0.0	0.00	0.0	0.00	4.4
SPURS	240	53	26	9	18	8	110	240.0	42.0	21.8	7.50	16.3	6.25	97.5	420	21.8	20.3	7.50	16.3	6.25	97.5
OPPONENTS	240	38	19	12	20	8	97	240.0	34.5	14.5	9.50	14.3	5.00	83.5	34.5	14.5	25.0	9.50	14.3	5.00	83.5



International Paper prides itself on being a good neighbor. We continue to be a force for good by mobilizing our people, products and resources to address critical community needs.

Our community engagement efforts include grants, financial contributions, volunteer opportunities and product donations focused on addressing four Signature Causes:

- Education
- Hunger
- Health and Wellness
- Disaster Relief

MEMPHIS  
CHICAGO  
ATLANTA  
**GRIT AND GRIND**  
**KNOWS**  
NO BOUNDS




**NON-STOP SERVICE TO:**

TORONTO ✦ NEW YORK ✦ LAS VEGAS ✦ PHILADELPHIA  
PHOENIX ✦ HOUSTON ✦ ORLANDO ✦ CHICAGO  
ATLANTA ✦ CHARLOTTE ✦ DENVER

**AND MANY MORE!**



PLAN YOUR TRIP TODAY AT:  
**[flymemphis.com](http://flymemphis.com)**



**SEASON  
REVIEW**





## 2016-17 MEMPHIS GRIZZLIES (43-39)



**Back Row, standing (L-R):** Keith Smart, Bob Bender, James Ennis III, Zach Randolph, Brandon Wright, Marc Gasol, Deyonta Davis, JaMychal Green, Jarell Martin, J.B. Bickerstaff, Nick Van Exel, Adam Mazarei

**Front Row, sitting (L-R):** Andrew Harrison, Troy Daniels, Mike Conley, David Fizdale, Wade Baldwin, Tony Allen, Wayne Seldon

**Missing from picture:** Vince Carter, Chandler Parsons

Player	--Field Goals--		--3-Point FG--		--Free Throws--		--Rebounds--																
	G	GS	Min	FG	FGA	Pct	FT	FTA	Pct	Off	Def	Tot	Ast	PF	Dq	Stl	TO	Blk	Pts	Avg			
Conley	69	68	2292	464	1010	.459	171	420	.407	316	368	.859	31	211	242	433	126	0	92	156	19	1415	20.5
Gasol	74	74	2531	532	1160	.459	104	268	.388	278	332	.837	60	403	463	338	171	1	67	166	99	1446	19.5
Randolph	73	5	1786	433	964	.449	21	94	.223	141	193	.731	182	416	598	122	136	1	38	99	10	1028	14.1
Allen	71	66	1914	274	595	.461	15	54	.278	80	130	.615	166	225	391	98	178	2	115	100	29	643	9.1
Green	77	75	2101	250	499	.501	55	144	.382	134	167	.802	167	377	544	84	248	4	20	94	4	689	8.9
Daniels	67	3	1183	185	495	.374	138	355	.389	43	54	.796	22	78	100	46	90	1	47	45	4	551	8.2
Carter	73	15	1800	193	490	.394	112	296	.378	88	115	.765	36	191	227	133	163	1	60	50	36	586	8.0
Wright	28	5	447	83	135	.615	0	1	.000	23	35	.657	31	47	78	15	42	0	11	10	20	489	6.7
Ennis	64	28	1501	146	321	.455	51	137	.372	86	110	.782	69	190	259	64	165	2	46	59	19	219	6.8
Parsons	34	34	675	75	222	.338	25	93	.269	35	43	.814	6	78	84	55	52	0	20	24	5	210	6.2
Harrison	72	18	1474	117	360	.325	43	156	.276	148	194	.763	23	113	136	198	194	2	53	85	21	425	5.9
Williams	24	13	418	51	123	.415	10	41	.244	15	25	.600	6	39	45	19	42	0	24	26	9	127	5.3
Seldon	11	2	189	20	50	.400	3	21	.143	12	18	.667	1	10	11	12	12	0	4	9	1	55	5.0
Douglas	24	0	394	43	117	.368	7	42	.167	24	29	.828	13	48	61	56	50	0	18	21	5	117	4.9
Martin	42	3	558	58	151	.384	9	25	.360	40	50	.800	42	120	162	8	91	1	17	28	9	165	3.9
Baldwin	33	1	405	36	115	.313	3	22	.136	31	37	.838	11	35	46	61	40	0	18	39	7	106	3.2
Davis	36	0	238	24	47	.511	0	0	---	10	18	.556	20	40	60	2	40	0	3	8	17	58	1.6
<b>GRIZZLIES</b>	<b>82</b>	<b>-</b>	<b>19905</b>	<b>2984</b>	<b>6854</b>	<b>.435</b>	<b>767</b>	<b>2169</b>	<b>.354</b>	<b>1504</b>	<b>1918</b>	<b>.784</b>	<b>886</b>	<b>2621</b>	<b>3507</b>	<b>1744</b>	<b>1840</b>	<b>15</b>	<b>653</b>	<b>1059</b>	<b>344</b>	<b>8239</b>	<b>100.5</b>
<b>OPPONENTS</b>	<b>82</b>	<b>-</b>	<b>19905</b>	<b>2864</b>	<b>6465</b>	<b>.443</b>	<b>813</b>	<b>2299</b>	<b>.354</b>	<b>1658</b>	<b>2202</b>	<b>.753</b>	<b>761</b>	<b>2692</b>	<b>3453</b>	<b>1645</b>	<b>1708</b>	<b>10</b>	<b>574</b>	<b>1171</b>	<b>410</b>	<b>8199</b>	<b>100.0</b>

## QUICK FACTS

- Under first year head coach **David Fizdale**, the Grizzlies recorded their seventh straight winning season and playoff berth, marking the third longest active streaks in the NBA.
- For the second straight season, the Grizzlies faced the San Antonio Spurs in the first round, this time taking the Spurs to six games.
- Memphis shattered the single-season franchise record for three-pointers made (767) (prev. 620 in 2007-08).
- Mike Conley** averaged career highs in points per game (20.5), rebounds per game (3.5), field goal percentage (.459), three-pointers made per game (2.5), three-point percentage (.407), true shooting percentage (.604), usage rate (26.4) and PER (23.0). Conley Passed Pau Gasol (8,966) to become the team's all-time leader for points scored on Dec. 16 vs. Sacramento.
- Marc Gasol** earned his third All-Star appearance after averaging a career-high 19.5 points per game. Gasol also made 104 three-pointers on 38.8 percent shooting after making just 12 three-pointers on 18.2 percent shooting over his previous eight seasons.
- Zach Randolph** led all NBA reserves in double-doubles (19) and rebounds per game (8.2) off the bench. He also tied for the reserve lead in field goals per game (5.9), ranked second in offensive rebounds (2.5) and seventh in scoring (14.0).
- Vince Carter** turned 40 years old on Jan. 26 and became the sixth player in NBA history to score 20-or-more points after turning 40. Carter accomplished many other milestones, including climbing to 22nd all-time in points scored (24,555) and becoming the fifth player in NBA history to make 2,000 career three-point field goals.

## NBA STATISTICAL RANKINGS

Category	Memphis	Opponents	Category	Memphis	Opponents
Points per game	100.5	29th	Assists Per Game	21.27	21st
Field Goal Pct.	.435	30th	Steals Per Game	7.96	13th
Free Throw Pct.	.784	13th	Turnovers Per Game	12.91	6th
3-Pt. Field Goal Pct.	.354	17th	Blocks Per Game	4.20	22nd
Offensive Rebounds Per Game	10.80	10th	Personal Fouls Per Game	22.44	29th
Defensive Rebounds Per Game	31.96	27th	Disqualifications	15	T-28th
Rebounds Per Game	42.77	24th	Points Per Game Differential	+0.50	13th

## 2016-17 GAME BY GAME

Date	Opponent	Mem	Opp	Hm	Rd	Tot	Atten	Grizzlies Top Scorer	Grizzlies Top Rebounder	Opponent Top Scorer
Oct 26	MINNESOTA	W	102	98	1-0	0-0	1-0	18,119	Conley	24
Oct 29	at New York	L	104	111	1-0	0-1	1-1	19,812	Gasol	20
Oct 30	WASHINGTON	W	112	103(OT)	2-0	0-1	2-1	15,543	Conley	24
Nov 1	at Minnesota	L	80	116	2-0	0-2	2-2	14,774	Davis	17
Nov 2	NEW ORLEANS	W	89	83(OT)	3-0	0-2	3-2	15,881	Green	21
Nov 4	LA CLIPPERS	L	88	99	3-1	0-2	3-3	17,115	Conley	30
Nov 6	PORTLAND	L	94	100	3-2	0-2	3-4	16,233	Gasol	21
Nov 8	DENVER	W	108	107	4-2	0-2	4-4	15,109	Carter	20
Nov 12	at Milwaukee	L	96	106	4-2	0-3	4-5	14,327	Gasol	18
Nov 14	at Utah	W	102	96	4-2	1-3	5-5	18,176	Gasol	22
Nov 16	at LA Clippers	W	111	107	4-2	2-3	6-5	19,060	Green	30
Nov 18	at Dallas	W	80	64	4-2	3-3	7-5	19,715	Parsons	12
Nov 19	MINNESOTA	W	93	71	5-2	3-3	8-5	17,112	Green	19
Nov 21	at Charlotte	W	105	90	5-2	4-3	9-5	14,181	Green	31
Nov 23	at Philadelphia	W	104	99(2OT)	5-2	5-3	10-5	15,880	Gasol	27
Nov 25	MIAMI	L	81	90	3-5	5-3	10-6	17,222	Conley	16
Nov 26	at Miami	W	110	107	5-3	6-3	11-6	19,600	Gasol	28
Nov 28	CHARLOTTE	L	85	104	5-4	6-3	11-7	13,143	Gasol	19
Nov 30	at Toronto	L	105	120	5-4	6-4	11-8	19,800	Harrison	21
Dec 1	ORLANDO	W	95	94	6-4	6-4	12-8	13,344	Gasol	25
Dec 3	LA LAKERS	W	103	100	7-4	6-4	13-8	17,017	Daniels	31
Dec 5	at New Orleans	W	110	108(2OT)	7-4	7-4	14-8	13,795	Daniels	29
Dec 6	PHILADELPHIA	W	96	91	8-4	7-4	15-8	13,521	Gasol	26
Dec 8	PORTLAND	W	88	86	9-4	7-4	16-8	14,317	Gasol	36
Dec 10	GOLDEN STATE	W	110	89	10-4	7-4	17-8	18,119	Allen, Gasol	19
Dec 13	at Cleveland	L	86	103	10-4	7-5	17-9	20,562	Randolph	18
Dec 14	CLEVELAND	W	93	85	11-4	7-5	18-9	17,449	Daniels	20
Dec 16	SACRAMENTO	L	92	96	11-5	7-5	18-10	15,987	Gasol	20
Dec 18	UTAH	L	73	82	11-6	7-5	18-11	18,562	Daniels	14
Dec 20	BOSTON	L	109	112(OT)	11-7	7-5	18-12	16,519	Daniels, Gasol	24
Dec 21	at Detroit	W	98	86	11-7	8-5	19-12	16,033	Gasol	38
Dec 23	HOUSTON	W	115	109	12-7	8-5	20-12	17,454	Conley	24
Dec 26	at Orlando	L	102	112	12-7	8-6	20-13	17,104	Conley	17
Dec 27	at Boston	L	103	113	12-7	8-7	20-14	18,624	Gasol	26
Dec 29	OKLAHOMA CITY	W	114	80	13-7	8-7	21-14	18,119	Gasol	25
Dec 31	at Sacramento	W	112	98	13-7	9-7	22-14	17,608	Conley	22
Jan 3	at LA Lakers	L	102	118	13-7	9-8	22-15	18,997	Gasol	22
Jan 4	at LA Clippers	L	106	115	13-7	9-9	22-16	19,060	Gasol	23
Jan 6	at Golden State	W	128	119(OT)	13-7	10-9	23-16	19,596	Conley, Randolph	27
Jan 8	UTAH	W	88	79	14-7	10-9	24-16	16,112	Conley	19
Jan 11	at Oklahoma City	L	95	103	14-7	10-10	24-17	18,203	Conley	22
Jan 13	at Houston	W	110	105	14-7	11-10	25-17	18,055	Allen	22
Jan 15	CHICAGO	L	104	108	14-8	11-10	25-18	18,119	Conley	28
Jan 18	at Washington	L	101	104	14-8	11-11	25-19	15,079	Gasol	28
Jan 20	SACRAMENTO	W	107	91	15-8	11-11	26-19	16,991	Gasol	28
Jan 21	HOUSTON	L	95	119	15-9	11-11	26-20	18,119	Gasol	32
Jan 25	TORONTO	W	101	99	16-9	11-11	27-20	15,904	Gasol	42
Jan 27	at Portland	L	109	112	16-9	11-12	27-21	19,558	Gasol	32
Jan 28	at Utah	W	102	95	16-9	12-12	28-21	19,911	Randolph	28
Jan 30	at Phoenix	W	115	96	16-9	13-12	29-21	16,332	Conley	38
Feb 1	at Denver	W	119	99	16-9	14-12	30-21	12,020	Gasol	24
Feb 3	at Oklahoma City	L	102	114	16-9	14-13	30-22	18,203	Gasol	31
Feb 4	at Minnesota	W	107	99	16-9	15-13	31-22	15,061	Green	29
Feb 6	SAN ANTONIO	W	89	74	17-9	15-13	32-22	16,708	Gasol, Randolph	15
Feb 8	PHOENIX	W	110	91	18-9	15-13	32-22	16,044	Conley	23
Feb 10	GOLDEN STATE	L	107	122	18-10	15-13	33-23	18,119	Conley	20
Feb 13	at Brooklyn	W	112	103	18-10	16-13	34-23	13,597	Conley	32
Feb 15	NEW ORLEANS	L	91	95	18-11	16-13	34-24	16,145	Conley	17
Feb 24	at Indiana	L	92	102	18-11	16-14	34-25	17,923	Daniels	13
Feb 26	at Denver	W	105	98	18-11	17-14	35-25	18,024	Conley	31
Feb 28	PHOENIX	W	130	112	19-11	17-14	36-25	15,871	Conley	29
Mar 3	at Dallas	L	100	104	19-11	17-15	36-26	19,480	Conley	30
Mar 4	at Houston	L	108	123	19-11	17-16	36-27	18,055	Conley	23
Mar 6	BROOKLYN	L	109	122	19-12	17-16	36-28	15,505	Conley	32
Mar 9	LA CLIPPERS	L								



## 2015-16 MEMPHIS GRIZZLIES (42-40)



**Back Row, standing (L-R):** Elston Turner, Duane Ticknor, Bob Thornton, Vince Carter, Jarell Martin, Zach Randolph, Chris Andersen, Marc Gasol, Ryan Hollins, Brandon Wright, JaMychal Green, Matt Barnes, Shawn Respert, Jeff Bzdelik  
**Front Row, sitting (L-R):** Lance Stephenson, Jordan Farmar, Xavier Munford, Mike Conley, Dave Joergel, Tony Allen, Ray McCallum, P.J. Hairston, Jordan Adams

Player	--Field Goals--			--3-Point FG--			--Free Throws--			--Rebounds--			PF			Dq			Stl			TO			Blk			Pts			Avg		
	G	GS	Min	FG	FGA	Pct	FG	FGA	Pct	FT	FTA	Pct	Off	Def	Tot	Ast	PF	Dq	Stl	TO	Blk	Pts	Avg										
Gasol	52	52	1791	328	707	.464	2	3	.667	203	245	.829	58	304	362	196	141	0	50	118	70	861	16.6										
Conley	56	56	1761	294	696	.422	78	215	.363	191	229	.834	26	138	164	342	100	0	67	84	16	857	15.3										
Randolph	68	53	2016	431	907	.475	6	26	.231	216	796	.270	179	350	529	142	146	0	43	105	13	1040	15.3										
Stephenson	26	3	892	146	308	.474	11	31	.355	66	81	.815	21	94	115	73	56	0	19	46	6	369	14.2										
Ja. Green	53	31	1544	240	557	.431	42	136	.309	124	155	.800	55	186	241	98	102	0	40	69	19	646	12.2										
Chalmers	55	7	1253	172	412	.417	45	138	.326	206	249	.827	23	120	143	211	165	0	80	101	12	595	10.8										
Lee	51	37	1489	192	419	.458	51	138	.370	76	92	.826	19	99	118	76	79	0	52	49	16	511	10.0										
Barnes	76	45	2190	264	693	.381	119	370	.322	111	138	.804	84	336	420	163	234	1	78	121	57	758	10.0										
Farmar	12	10	291	42	100	.420	16	45	.355	10	10	1.000	4	21	25	37	12	0	15	18	2	110	9.2										
Allen	64	57	1620	215	469	.458	15	42	.357	90	138	.652	104	192	296	70	172	1	110	78	18	535	8.4										
Ja. Green	78	15	1446	230	495	.465	15	45	.333	103	137	.752	139	234	373	67	189	1	46	83	33	578	7.4										
Hairston	18	9	375	46	132	.348	16	69	.232	16	22	.727	7	39	46	9	31	0	8	17	4	124	6.9										
Wright	12	2	212	35	52	.673	0	0	---	13	24	.542	14	29	43	6	21	0	5	10	15	83	6.9										
McCallum	10	3	219	28	79	.354	0	0	---	3	5	.600	2	14	16	27	15	0	7	13	3	69	6.6										
V. Carter	60	3	1005	133	343	.388	59	169	.349	70	84	.833	31	115	146	56	101	0	38	35	16	395	6.6										
Udrih	8	0	120	20	46	.435	4	11	.364	3	3	1.000	2	7	9	26	11	0	3	11	1	47	5.9										
Munford	14	4	244	32	77	.416	9	23	.391	7	14	.500	3	28	31	22	25	0	13	15	3	80	5.7										
Martin	27	0	380	54	116	.466	0	2	.000	45	62	.726	39	47	86	15	58	0	8	19	3	153	5.7										
Stephenson	4	0	61	8	26	.308	0	0	---	4	10	.400	18	8	26	2	8	1	1	0	3	20	5.0										
Weber	6	4	166	13	38	.342	0	5	.000	3	4	.750	8	16	24	20	11	0	9	9	3	29	4.8										
Andersen	20	14	366	34	62	.548	2	9	.222	22	32	.688	33	56	89	9	28	0	14	7	10	92	4.6										
Hollins	32	9	412	45	72	.625	0	0	---	26	42	.619	40	47	87	10	58	0	6	2	0	116	3.6										
Adams	2	0	15	2	6	.333	0	1	.000	3	5	.600	0	2	3	2	0	0	3	2	0	7	3.5										
Ennis	10	0	40	4	13	.308	2	8	.250	6	10	.600	4	3	7	2	1	0	4	2	2	16	1.6										
Williams	5	0	45	2	10	.200	1	4	.250	3	4	.750	1	3	4	4	2	0	0	1	0	8	1.6										
Smith	15	0	66	7	22	.318	1	5	.200	8	13	.615	1	8	9	11	2	0	5	7	1	23	1.5										
Cotton	5	0	6	2	2	1.000	0	0	---	0	0	---	0	0	0	0	0	0	0	0	0	4	0.8										
Stokes	2	0	4	0	0	---	0	0	---	0	0	---	1	1	1	1	1	0	0	0	0	0	0.0										
<b>GRIZZLIES</b>	<b>82</b>	<b>-</b>	<b>19830</b>	<b>3019</b>	<b>6859</b>	<b>.440</b>	<b>504</b>	<b>1521</b>	<b>.331</b>	<b>1584</b>	<b>2024</b>	<b>.783</b>	<b>916</b>	<b>2497</b>	<b>3413</b>	<b>1697</b>	<b>1783</b>	<b>4</b>	<b>724</b>	<b>1090</b>	<b>350</b>	<b>8126</b>	<b>99.1</b>										
<b>OPPONENTS</b>	<b>82</b>	<b>-</b>	<b>19830</b>	<b>2947</b>	<b>6459</b>	<b>.456</b>	<b>797</b>	<b>2185</b>	<b>.365</b>	<b>1619</b>	<b>2107</b>	<b>.768</b>	<b>830</b>	<b>2711</b>	<b>3541</b>	<b>1792</b>	<b>1732</b>	<b>9</b>	<b>576</b>	<b>1327</b>	<b>469</b>	<b>8310</b>	<b>101.3</b>										

### QUICK FACTS

- Despite overwhelming injuries and unprecedented roster turnover, Memphis recorded its sixth straight winning season and postseason berth.
- The Grizzlies made NBA history with 28 different players logging minutes over the course of the regular season, eclipsing the previous league record of 27 set by the 1996-97 Dallas Mavericks.
- Memphis' final count for games lost to injury/illness totaled 301 by the end of the regular season.
- Marc Gasol (right foot), Mike Conley (left Achilles), Mario Chalmers (right Achilles) and Brandon Wright (right knee) all sustained what proved to be season-ending injuries in February and March.
- The short-handed Grizzlies entered the NBA Playoffs as the seventh seed against the second-seeded San Antonio Spurs and lost the series in four games.
- Three different Grizzlies (Marc Gasol on Nov. 20, Matt Barnes on March 11, Zach Randolph on March 19) recorded their first career triple-doubles during the regular season, all coming in Memphis wins.
- Mike Conley was honored with the NBA Sportsmanship Award, becoming just the third player to earn multiple honors since the award's inception... Vince Carter won the Twyman-Stokes Teammate of the Year Award.

### NBA STATISTICAL RANKINGS

Category	Memphis	Opponents	Category	Memphis	Opponents
Points per game	99.1	24th	Assists Per Game	20.70	25th
Field Goal Pct.	.440	23rd	Steals Per Game	8.84	6th
Free Throw Pct.	.783	9th	Turnovers Per Game	13.29	25th
3-PT. Field Goal Pct.	.331	29th	Blocks Per Game	4.27	21st
Offensive Rebounds Per Game	11.17	8th	Personal Fouls Per Game	21.20	4th
Defensive Rebounds Per Game	30.45	30th	Disqualifications	4	T-2nd
Rebounds Per Game	41.62	28th	Points Per Game Differential	-2.24	20th

## 2015-16 GAME BY GAME

Date	Opponent	Mem	Opp	Hm	Rd	Tot	Atten	Grizzlies Top Scorer	Grizzlies Top Rebounder	Opponent Top Scorer			
Oct 28	CLEVELAND	L	76	106	0-1	0-0	0-1	18,119	Gasol, Randolph	12	8	Love	17
Oct 29	at Indiana	W	112	103	0-1	1-0	1-1	18,165	Gasol	20	8	Hill	20
Oct 31	BROOKLYN	W	101	91	1-1	1-0	2-1	16,013	Conley	22	13	Bogdanovic	19
Nov 2	at Golden State	L	69	119	1-1	1-1	2-2	19,596	Gasol	13	13	Curry	30
Nov 3	at Sacramento	W	103	89	1-1	2-1	3-2	17,317	Randolph	20	12	Gay	19
Nov 5	at Portland	L	96	115	1-1	2-2	3-3	19,393	Lee	18	10	Lillard	27
Nov 7	at Utah	L	79	89	1-1	2-3	3-4	19,456	Conley	20	10	Burke	24
Nov 9	at LA Clippers	L	92	94	1-1	2-4	3-5	19,060	Randolph	26	26	Griffin	24
Nov 11	GOLDEN STATE	L	84	100	1-2	2-4	3-6	18,119	Gasol	26	26	Ja. Green	28
Nov 13	PORTLAND	W	101	100	2-2	2-4	4-6	16,919	Gasol	31	31	McCullum	26
Nov 15	at Minnesota	W	114	106	2-2	3-4	5-6	12,066	Ja. Green	21	21	LaVine	25
Nov 16	OKLAHOMA CITY	W	122	114	3-2	3-4	6-6	17,270	Chalmers	29	10	Westbrook	40
Nov 20	HOUSTON	W	96	84	4-2	3-4	7-6	17,555	Conley	26	11	Harden	22
Nov 21	at San Antonio	L	82	92	4-2	3-5	7-7	18,418	Conley	16	8	Leonard	19
Nov 24	DALLAS	W	110	96	5-2	3-5	8-7	17,381	Conley	21	10	Barea, Felton	16
Nov 25	at Houston	W	102	93	5-2	4-5	9-7	18,143	Ja. Green	20	8	Harden	40
Nov 27	ATLANTA	L	101	116	5-3	4-5	9-8	17,684	Conley	16	8	Harden	23
Nov 29	PHILADELPHIA	W	92	84	6-3	4-5	10-8	15,322	Conley	20	12	Canaan	16
Dec 1	at New Orleans	W	113	104	6-3	5-5	11-8	16,020	Gasol	38	13	Evans	20
Dec 3	SAN ANTONIO	L	83	103	6-4	5-5	11-9	17,013	Conley, Chalmers, Gasol	15	8	Leonard	27
Dec 6	PHOENIX	W	95	93	7-4	5-5	12-9	16,022	Gasol	22	14	Bledsoe	23
Dec 8	OKLAHOMA CITY	L	88	125	7-5	5-5	12-10	16,415	Chalmers	19	10	Durant	32
Dec 9	at Detroit	W	93	92	7-5	6-5	13-10	13,411	Randolph	21	16	Drummond, Jackson	18
Dec 11	CHARLOTTE	L	99	123	7-6	6-5	13-11	17,111	Gasol	17	9	Walker	33
Dec 13	at Miami	L	97	100	7-6	6-6	13-12	19,813	Ja. Green	26	26	Bosh	24
Dec 14	WASHINGTON	W	112	95	8-6	6-6	14-12	15,397	Gasol	24	12	Neal	22
Dec 16	at Chicago	L	85	98	8-6	6-7	14-13	21,032	Lee	18	18	Butler	24
Dec 18	at Dallas	L	88	97	8-6	6-8	14-14	20,199	Conley	20	8	Nowitzki	20
Dec 19	INDIANA	W	96	84	9-6	6-8	15-14	18,119	Conley	20	12	George	29
Dec 22	at Philadelphia	W	104	90	9-6	7-8	16-14	15,552	Randolph	19	8	Okafor	18
Dec 23	at Washington	L	91	100	9-6	7-9	16-15	15,879	Conley	21	12	Temple	20
Dec 26	at Charlotte	L	92	98	9-6	7-10	16-16	19,091	Conley	19	12	Walker	22
Dec 27	LA LAKERS	W	112	96	10-6	7-10	17-16	18,119	Conley	19	8	Bryant	19
Dec 29	MIAMI	W	99	90	(ot) 11-6	7-10	18-16	18,119	Gasol	23	8	Bosh	22
Jan 2	at Utah	L	87	92	(ot) 11-6	7-11	18-17	18,455	Gasol	20	10	Hood	32
Jan 4	at Portland	W	91	78	11-6	8-11	19-17	18,832	Randolph	26	18	Lillard	17
Jan 6	at Oklahoma City	L	94	112	11-6	8-12	19-18	18,203	Chalmers	26	8	Durant	26
Jan 8	DENVER	W	91	84	12-6	8-12	20-18	17,499	Randolph	24	9	Gallinari	29
Jan 10	BOSTON	W	101	98	13-6								





# SEASON REVIEW

## 2014-15 MEMPHIS GRIZZLIES (55-27)



**Back Row, standing (L-R):** Duane Ticknor, Elston Turner, Bob Thornton, JaMychal Green, Jarnell Stokes, Jeff Green, Kosta Koufos, Marc Gasol, Zach Randolph, Jon Leuer, Vince Carter, Jordan Adams, Jason March, Jason March, Jeff Bzdelik  
**Front Row, sitting (L-R):** Russ Smith, Beno Udrih, Mike Conley, Dave Joergel, Tony Allen, Courtney Lee, Nick Calathes

Player	--Field Goals--			--3-Point FG--			--Free Throws--			--Rebounds--			Pts	Avg									
	G	GS	Min	FG	FGA	Pct	FG	FGA	Pct	FT	FTA	Pct			Off	Def	Tot						
Gasol	81	81	2687	530	1072	.494	3	17	.176	350	440	.795	115	515	630	307	208	2	70	176	131	1413	17.4
Randolph	71	71	2304	454	932	.487	7	20	.350	228	298	.765	225	522	747	153	175	1	69	156	14	1143	16.1
Conley	70	70	2225	393	882	.446	107	277	.386	214	249	.859	29	180	209	375	139	0	89	156	14	1107	15.8
Je. Green	45	37	1361	210	492	.427	50	138	.362	118	143	.825	43	144	187	81	81	0	26	52	21	588	13.1
Lee	77	74	2354	288	643	.448	90	224	.402	111	129	.860	21	157	178	151	129	1	75	78	12	777	10.1
Allen	63	41	1648	225	455	.495	10	29	.345	79	126	.627	103	177	280	86	166	1	129	86	30	539	8.6
Udrih	79	12	1494	246	505	.487	26	97	.268	87	102	.853	20	123	143	220	88	0	46	89	8	609	7.7
Prince	26	9	628	75	183	.410	15	33	.455	25	30	.833	21	62	83	37	22	0	9	15	6	190	7.3
Carter	66	1	1091	135	406	.333	69	232	.297	45	57	.789	27	106	133	79	102	0	43	43	14	384	5.8
Koufos	81	3	1348	182	358	.508	0	0	---	55	85	.647	121	305	426	79	102	0	29	69	63	419	5.2
Leuer	63	6	824	121	273	.443	7	29	.241	37	59	.627	50	157	207	46	86	1	17	35	9	286	4.5
Pondexter	30	2	540	48	135	.356	17	73	.233	21	30	.700	20	37	57	28	47	0	5	10	5	134	4.5
Calathes	58	0	838	104	247	.421	11	43	.256	24	45	.533	19	87	106	146	100	1	63	61	5	243	4.2
Smith	6	0	36	6	15	.400	1	5	.200	12	13	.923	1	2	3	6	7	0	3	5	0	25	4.2
Adams	30	0	248	35	86	.407	10	25	.400	14	23	.609	9	19	28	16	24	0	16	14	7	94	3.1
Stokes	19	2	126	21	37	.568	0	0	---	15	28	.536	16	18	34	4	25	1	5	12	3	54	3.0
Ja. Green	20	1	139	23	40	.575	0	0	---	8	10	.800	16	23	39	4	19	0	0	0	0	4	2.7
Thomas	2	0	7	0	1	1.000	0	0	---	0	0	0	0	0	1	0	0	0	0	0	0	4	2.0
Lucas	1	0	7	0	1	1.000	0	0	---	0	0	0	0	0	1	0	0	0	0	0	0	0	0.0
GRIZZLIES	82	-	19905	3097	6763	.458	423	1246	.339	1445	1869	.773	856	2634	3490	1777	1567	8	700	1094	347	8062	98.3
OPPONENTS	82	-	19905	2954	6684	.442	663	1889	.351	1225	1651	.742	864	2616	3480	1652	1662	13	604	1257	424	7796	95.1

### QUICK FACTS

- Memphis closed the book on another successful season, recording the second-highest win total in franchise history and a club-record third consecutive 50-win campaign.
- The Grizzlies earned a fifth consecutive trip to the NBA Playoffs, joining the San Antonio Spurs as the only Western Conference team to make all of the past five postseasons.
- Memphis advanced past the Portland Trail Blazers in the first round of the playoffs and took the top-seeded Golden State Warriors to six games in the Western Conference Semifinals.
- The Grizzlies set franchise records for total home attendance (710,502) and average home attendance (17,329) for FedExForum, recording 16 sellouts over the course of the season.
- Grizzlies Head Coach **Dave Joergel** was named Western Conference Coach of the Month for October/November 2014 after guiding Memphis to an NBA-best 15-2 record over the first month of the season.
- Marc Gasol** became the first player in franchise history to be named to the All-NBA First Team and the first Grizzlies player ever voted into the starting lineup for the NBA All-Star Game.
- Marc Gasol** tipped off the 2015 NBA All-Star Game against older brother **Pau Gasol**, becoming the first brothers in NBA history to start an All-Star Game and the first siblings to play in the same NBA All-Star Game since **Tom** and **Dick Van Arsdale** (1970 and 1971).
- Tony Allen** was named to the NBA All-Defensive First Team, his fourth All-Defensive selection in his first five seasons with the Grizzlies.
- After sustaining multiple facial fractures and undergoing facial surgery during the Grizzlies' first-round playoff series against Portland, **Mike Conley** scored a game-high 22 points and led Memphis to victory in Game 2 of the Western Conference Semifinals, handing Golden State just its third home loss of the 2014-15 regular season or postseason.

### NBA STATISTICAL RANKINGS

Category	Memphis	Opponents	Category	Memphis	Opponents		
Points per game	98.3	20th	Assists Per Game	21.67	14th	20.15	4th
Field Goal Pct.	.458	9th	Steals Per Game	8.54	6th	7.37	8th
Free Throw Pct.	.773	7th	Turnovers Per Game	13.34	7th	15.34	8th
3-PT. Field Goal Pct.	.339	22nd	Blocks Per Game	4.23	24th	5.17	20th
Offensive Rebounds Per Game	10.44	20th	Personal Fouls Per Game	19.11	9th	20.27	15th
Defensive Rebounds Per Game	32.12	15th	Disqualifications	8	T-16th	13	T-4th
Rebounds Per Game	42.56	21st	Points Per Game Differential	3.24	8th		

## 2014-15 GAME BY GAME

Date	Opponent	Mem	Opp	Hm	Rd	Tot	Atten	Grizzlies Top Scorer	Grizzlies Top Rebounder	Opponent Top Scorer				
Oct 29	MINNESOTA	W	105	101	1-0	0-0	1-0	17,731	Gasol	32	13	Young	26	
Oct 31	at Indiana	W	97	89	1-0	1-0	2-0	14,441	Randolph	22	13	Copeland	16	
Nov 1	at Charlotte	W	71	69	1-0	2-0	3-0	18,113	Gasol	22	12	Jefferson	19	
Nov 3	NEW ORLEANS	W	93	81	2-0	2-0	4-0	15,302	Gasol	16	11	Evans	21	
Nov 5	at Phoenix	W	102	91	2-0	3-0	5-0	15,377	Conley	24	6	Bledsoe	23	
Nov 7	at Oklahoma City	W	91	89	2-0	4-0	6-0	18,203	Conley	20	9	Jackson	22	
Nov 8	at Milwaukee	L	92	93	2-0	4-1	6-1	13,841	Randolph	22	14	Antetokounmpo	18	
Nov 11	LA LAKERS	W	107	102	3-0	4-1	7-1	17,618	Conley	23	10	Bryant	28	
Nov 13	SACRAMENTO	W	111	110	4-0	4-1	8-1	15,666	Conley	22	8	Gay	25	
Nov 15	DETROIT	W	95	88	5-0	4-1	9-1	17,215	Gasol	23	22	Singler	21	
Nov 17	HOUSTON	W	119	93	6-0	4-1	10-1	17,012	Conley	19	7	Ariza	16	
Nov 19	at Toronto	L	92	96	6-0	4-2	10-2	19,800	Gasol	22	18	DeRozan	21	
Nov 21	BOSTON	W	117	100	7-0	4-2	11-2	17,712	Gasol	32	12	Olynyk	16	
Nov 23	LA CLIPPERS	W	107	91	8-0	4-2	12-2	18,119	Gasol	30	16	Paul	22	
Nov 26	at LA Lakers	W	99	93	8-0	5-2	13-2	18,997	Conley, Gasol	19	11	Bryant	22	
Nov 28	at Portland	W	112	99	8-0	6-2	14-2	19,459	Gasol	26	13	Mathews	26	
Nov 30	at Sacramento	W	97	85	8-0	7-2	15-2	16,240	Randolph	22	12	Gay	20	
Dec 3	at Houston	L	96	105	8-0	7-3	15-3	18,151	Conley	15	7	Harden	21	
Dec 5	SAN ANTONIO	L	101	107	8-1	7-3	15-4	18,119	Gasol	28	12	Ginobili	17	
Dec 7	MIAMI	W	103	87	9-1	7-3	16-4	16,572	Leuer	20	12	Wade	25	
Dec 9	DALLAS	W	114	105	10-1	7-3	17-4	16,512	Gasol	30	13	Parsons	30	
Dec 12	CHARLOTTE	W	113	107	10-1	11-1	7-3	18-4	15,897	Randolph	20	111	Walker	28
Dec 13	at Philadelphia	W	120	115	10-1	11-1	8-3	19-4	13,698	Conley	36	11	Covington	24
Dec 16	GOLDEN STATE	W	105	98	12-1	8-3	20-4	18,119	Gasol	24	10	Thompson	22	
Dec 17	at San Antonio	W	117	116	10-3	12-1	9-3	21-4	18,581	Gasol	26	21	Green	25
Dec 19	CHICAGO	L	97	103	12-2	9-3	21-5	18,119	Conley	21	12	Butler	31	
Dec 21	at Cleveland	L	91	105	12-2	9-4	21-6	20,562	Gasol	23	11	James	25	
Dec 22	UTAH	L	91	97	12-3	9-4	21-7	16,991	Conley	28	12	Burks	23	
Dec 26	HOUSTON	L	111	117	10-3	12-4	9-4	21-8	18,119	Conley	29	9	Harden	32
Dec 27	at Miami	W	103	95	12-4	10-4	22-8	19,744	Conley	24	10	Wade	25	
Dec 30	SAN ANTONIO	W	95	87	13-4	10-4	23-8	18,119	Conley	30	9	Bellinelli, Joseph	18	
Jan 2	at LA Lakers	W	109	106	13-4	11-4	24-8	18,997	Conley	19	10	Davis, Lin	20	
Jan 3	at Denver	L	85	114	13-4	11-5	24-9	16,350	Gasol	18	10	Lawson	25	
Jan 5	NEW YORK	W	105	83	14-4	11-5	25-9	16,888	Conley	22	8	Acy	19	
Jan 7	at Atlanta	L	86	96	14-4	11-6	25-10	17,126	Conley	17	9	Teague	25	
Jan 9	at New Orleans	L	95	106	14-4	11-7	25-11	17,639	Conley, Gasol	19	19	Holiday	23	
Jan 11	PHOENIX	W	122	110	12-4	11-7	26-11	17,212	Randolph	27	17	Thomas	20	
Jan 14	at Brooklyn	W	103	92	15-4	12-7	27-11	16,516	Randolph	20	14	Plumlee	15	
Jan 16	at Orlando	W	106	96	15-4	13-7	28-11	18,141	Je. Green	21	10	Payton	22	
Jan 17	PORTLAND	W	102	98	16-4	13-7	29-11	18,119	Randolph	20	15	Aldridge	32	
Jan 19	DALLAS	L	95	103	16-5	13-7	29-12	18,119	Conley	22	18	Ellis	25	
Jan 21	TORONTO	W	92	86	17-5	13-7	30-12	15,112	Gasol	26	13	Williams	21	
Jan 24	PHILADELPHIA	W	101	83	18-5	13-7	31-12	17,579	Je. Green	18	14	Grant	16	
Jan 26	ORLANDO	W	103	94	19-5	13-7	32-12	15,407	Randolph	24	10	Odelljo, Vucevic	18	
Jan 27	at Dallas	W	109	90	19-5	14-7	33-12	20,160	Randolph	22	10	Ellis, Parsons	19	
Jan 29	DENVER	W	99	69	20-5	14-7	34-12	16,736	Randolph	15	19	Chandler, Farned	10	
Jan 31	OKLAHOMA CITY	W	85	74	21-5	14-7	35-12	18,119	Randolph	21	18	Durant	15	
Feb 2	at Phoenix	W	102	101	21-5	15-7	36-12	17,199	Conley	23	11	Thomas	24	
Feb 4	at Utah	W	100	90	21-5	16-7	37-12	19,911	Gasol	23	11	Burke	21	
Feb 6	at Minnesota	L	89	90	21-5	16-8	37-13	14,388	Conley, Gasol, Je. Green	15	15	Wiggins	18	
Feb 8	ATLANTA	W	94	88	22-5	16-8	38-13	18,119	Conley	21	15	Teague	22	
Feb 10	BROOKLYN	W	95	86	23-5	16-8	39-13	16,901	Randolph	19	11	Anderson, Plumlee	15	
Feb 11	at Oklahoma City	L	89	105	23-5	16-9	39-14	18,203	Randolph	16	11	Durant	26	
Feb 22	at Portland	W	98	92	23-5	17-9	40-14	19,782	Gasol	21	9	Lillard	18	
Feb 23	at LA Clippers	W	90	87	23-5	18-9	41-14	19,161	Conley	18	18	Paul	30	
Feb 25	at Sacramento	L	90	102	23-5	18-10	41-15	16,794	Randolph	20	9	Gay	28	
Feb 27	LA CLIPPERS	L	79	97	23-6	18-10	41-16	18,119	Randolph	20	10	Crawford, Paul	19	
Feb 28	at Minnesota	W	101	97										



## 2013-14 MEMPHIS GRIZZLIES (50-32)



**Back Row, standing (L-R):** Duane Ticknor, Elston Turner, Tayshaun Prince, Ed Davis, Jon Leuer, Kosta Koufos, Marc Gasol, Zach Randolph, James Johnson, Quincy Pondexter, Bob Thornton, Jason March  
**Front Row, sitting (L-R):** Mike Miller, Jamaal Franklin, Mike Conley, Dave Joerger, Nick Calathes, Courtney Lee, Tony Allen

Player	--Field Goals--			--3-Point FG--			--Free Throws--			--Rebounds--			PF	Dq	Stl	TO	Blk	Pts	Avg				
	G	GS	Min	FG	FGA	Pct	FG	FGA	Pct	FT	FTA	Pct								Off	Def	Tot	Ast
Randolph	79	79	2705	560	1198	.467	2	20	.100	250	337	.742	265	530	795	200	210	0	54	183	23	1372	17.4
Conley	73	73	2446	463	1030	.450	105	291	.361	225	276	.815	41	172	213	441	141	1	110	150	13	1256	17.2
Gasol	59	59	1970	336	711	.473	2	11	.182	185	241	.768	84	340	424	215	150	1	59	111	76	859	14.6
Lee	49	47	1469	205	431	.476	49	142	.344	81	90	.900	21	117	138	83	90	0	45	48	19	540	11.0
Allen	55	28	1278	204	413	.494	11	47	.234	81	90	.900	79	129	208	94	121	0	90	90	19	495	9.0
Bayless	31	5	650	90	239	.377	25	83	.301	45	57	.789	8	51	59	66	72	1	20	22	5	250	8.1
Johnson	52	4	956	143	308	.464	22	87	.253	76	90	.844	60	106	166	111	102	1	42	66	57	384	7.4
Miller	82	4	1707	213	443	.481	107	233	.459	46	56	.821	30	177	207	130	95	0	26	77	5	579	7.1
Koufos	80	22	1349	227	459	.495	0	0	---	60	93	.645	160	258	418	39	182	1	32	67	71	514	6.4
Pondexter	15	2	270	31	79	.392	11	34	.324	21	26	.808	10	16	26	20	18	0	5	15	1	94	6.3
Leuer	49	0	642	121	246	.492	23	49	.469	37	47	.787	37	121	158	20	63	0	18	27	13	302	6.2
Prince	76	76	1948	200	492	.407	20	69	.290	34	60	.567	32	202	234	119	63	0	39	41	19	454	6.0
Davis	63	4	956	155	290	.534	0	0	---	47	89	.528	92	168	260	27	114	0	17	40	43	357	5.7
Calathes	71	7	1173	142	311	.457	19	61	.311	44	72	.611	23	114	137	207	117	0	66	101	8	347	4.9
Morris	5	0	66	6	16	.375	2	7	.286	1	3	.333	4	4	8	8	3	0	3	6	0	15	3.0
Udrih	10	0	55	10	18	.556	2	2	1.000	5	6	.833	0	2	2	6	4	0	1	5	1	27	2.7
Franklin	21	0	162	16	39	.410	5	11	.455	2	2	1.000	4	19	23	6	23	0	4	11	2	39	1.9
Curry	1	0	4	0	0	---	0	0	---	0	0	---	0	0	0	0	0	0	0	0	0	0	0.0
<b>GRIZZLIES</b>	<b>82</b>	<b>-</b>	<b>19805</b>	<b>3122</b>	<b>6723</b>	<b>.464</b>	<b>405</b>	<b>1147</b>	<b>.353</b>	<b>1235</b>	<b>1666</b>	<b>.741</b>	<b>950</b>	<b>2526</b>	<b>3476</b>	<b>1792</b>	<b>1568</b>	<b>5</b>	<b>631</b>	<b>1124</b>	<b>375</b>	<b>7884</b>	<b>96.1</b>
<b>OPPONENTS</b>	<b>82</b>	<b>-</b>	<b>19805</b>	<b>2924</b>	<b>6500</b>	<b>.450</b>	<b>615</b>	<b>1731</b>	<b>.355</b>	<b>1292</b>	<b>1686</b>	<b>.766</b>	<b>809</b>	<b>2403</b>	<b>3212</b>	<b>1632</b>	<b>1553</b>	<b>6</b>	<b>591</b>	<b>1162</b>	<b>410</b>	<b>7755</b>	<b>94.6</b>

## QUICK FACTS

- Memphis recorded 50 wins and recorded back-to-back 50-win seasons for the first time in franchise history.
- The Grizzlies made their fourth consecutive postseason appearance, a franchise first, taking the Oklahoma City Thunder to seven games in the first round of the playoffs.
- Memphis closed the season by winning its final 14 home games, recording the longest single-season home winning streak in club history.
- The Grizzlies went 33-13 (.717) following **Marc Gasol's** return from injury on Jan. 14.
- Grizzlies Head Coach **Dave Joerger** set a franchise record for winning percentage by a first-year head coach (.610). Joerger would record the highest winning percentage of any of the 10 first-year head coaches during the season.
- **Dave Joerger** was named Western Conference Coach of the Month in January 2014 and April 2014, becoming the first person to earn the honor twice in his first season as a head coach since the award was divided into conferences prior to the 2002-03 season.
- **Mike Conley** won the 2013-14 NBA Sportsmanship Award and became the franchise career leader in games played, surpassing former record-holder **Rudy Gay** on Jan. 29, 2014 at Sacramento.
- **Zach Randolph** became the franchise career leader for double-doubles on Jan. 28, 2014 at Portland, moving ahead of **Pau Gasol**.
- **Mike Miller** ranked second in the NBA and set a single-season franchise record for three-point field goal percentage (.459).

## NBA STATISTICAL RANKINGS

Category	Memphis		Opponents		Category	Memphis		Opponents	
Points per game	96.1	27th	94.6	3rd	Assists Per Game	21.85	14th	19.90	4th
Field Goal Pct.	.464	7th	.450	9th	Steals Per Game	7.70	14th	7.21	7th
Free Throw Pct.	.741	23rd	.766	27th	Turnovers Per Game	13.71	4th	14.17	20th
3-Pt. Field Goal Pct.	.353	19th	.338	2nd	Blocks Per Game	4.57	16th	5.00	19th
Offensive Rebounds Per Game	11.59	9th	9.87	2nd	Personal Fouls Per Game	19.12	5th	18.94	2nd
Defensive Rebounds Per Game	30.80	21st	29.30	1st	Disqualifications	5	T-5th	6	T-24th
Rebounds Per Game	42.39	19th	39.17	1st	Points Per Game Differential	+4.1	7th		

## 2013-14 GAME BY GAME

Date	Opponent	Mem	Opp	Hm	Rd	Tot	Atten	Grizzlies Top Scorer	Grizzlies Top Rebounder	Opponent Top Scorer
Oct 30	at San Antonio	L	94	101	0-0	0-1	0-1	18,581	15 Gasol	9 Diaw, Leonard
Nov 1	DETROIT	W	111	108	(ot) 1-0	0-1	1-1	18,119	22 Randolph	10 Smith, Stuckey
Nov 2	at Dallas	L	99	111	1-0	0-2	1-2	20,262	Conley	24 Randolph
Nov 4	BOSTON	W	95	88	2-0	0-2	2-2	15,872	Bayless, Conley, Randolph	15 Gasol
Nov 6	NEW ORLEANS	L	84	99	2-1	0-2	2-3	15,209	Conley	26 Miller
Nov 9	GOLDEN STATE	W	108	90	3-1	0-2	3-3	16,989	Randolph	23 Randolph
Nov 11	at Indiana	L	79	95	3-1	0-3	3-4	13,130	Gasol	15 Davis
Nov 13	TORONTO	L	87	103	3-2	0-3	3-5	15,971	Conley	29 Gasol, Randolph
Nov 15	at LA Lakers	W	89	86	3-2	1-3	4-5	18,997	Randolph	28 Randolph
Nov 17	at Sacramento	W	97	86	3-2	2-3	5-5	15,630	Randolph	22 Randolph
Nov 18	at LA Clippers	W	106	102	3-2	3-3	6-5	19,060	Randolph	26 Randolph
Nov 20	at Golden State	W	88	81	(ot) 3-2	4-3	7-5	19,596	Randolph	21 Randolph
Nov 22	SAN ANTONIO	L	86	102	3-3	4-3	7-6	17,109	Conley	28 Randolph
Nov 25	HOUSTON	L	86	93	3-4	4-3	7-7	15,246	Prince	16 Koufos
Nov 27	at Boston	W	100	93	3-4	5-3	8-7	17,319	Bayless	22 Koufos
Nov 30	BROOKLYN	L	88	97	3-5	5-3	8-8	17,012	Pondexter	22 Koufos
Dec 3	PHOENIX	W	110	91	4-5	5-3	9-8	15,069	Leuer	23 Koufos
Dec 5	LA CLIPPERS	L	81	101	4-6	5-3	9-9	15,112	Koufos	17 Randolph
Dec 7	GOLDEN STATE	L	82	108	4-7	5-3	9-10	15,088	Miller	16 Koufos
Dec 9	ORLANDO	W	94	85	5-7	5-3	10-10	13,511	Randolph	19 Leuer, Randolph
Dec 11	OKLAHOMA CITY	L	100	116	5-8	5-3	10-11	16,345	Conley	20 Randolph
Dec 13	at New Orleans	L	98	104	5-8	5-4	10-12	15,516	Leuer	19 Randolph
Dec 15	MINNESOTA	L	93	101	5-9	5-4	10-13	15,417	Conley	28 Randolph
Dec 17	LA LAKERS	L	92	96	5-10	5-4	10-14	17,217	Randolph	18 Randolph
Dec 18	at Dallas	L	91	105	5-10	5-5	10-15	19,425	Allen	16 Allen
Dec 21	at New York	W	95	87	5-10	6-5	11-15	19,812	Randolph	25 Randolph
Dec 23	UTAH	W	104	94	6-10	6-6	12-15	16,665	Randolph	22 Randolph
Dec 26	at Houston	L	92	100	6-10	6-6	12-16	18,201	Randolph	23 Randolph
Dec 28	DENVER	W	120	99	7-10	6-6	13-16	17,017	Randolph	20 Koufos
Dec 30	CHICAGO	L	91	95	7-11	6-6	13-17	17,668	Conley	26 Johnson, Randolph
Jan 2	at Phoenix	W	99	91	7-11	7-6	14-17	14,844	Randolph	20 Randolph
Jan 3	at Denver	L	108	111	7-11	7-7	14-18	17,608	Randolph	25 Randolph
Jan 5	at Detroit	W	112	84	7-11	8-7	15-18	14,134	Leuer	23 Randolph
Jan 7	SAN ANTONIO	L	108	110	(ot) 7-12	8-7	15-19	15,916	Conley	30 Leuer
Jan 10	PHOENIX	W	104	99	8-12	8-7	16-19	17,049	Conley	31 Davis
Jan 12	ATLANTA	W	108	101	9-12	8-7	17-19	16,841	Conley	21 Randolph
Jan 14	OKLAHOMA CITY	W	90	87	10-12	8-7	18-19	17,177	Lee	24 Randolph
Jan 15	at Milwaukee	W	99	90	10-12	9-7	19-19	11,379	Conley, Johnson	15 Davis
Jan 17	SACRAMENTO	W	91	90	11-12	9-7	20-19	16,212	Conley	25 Randolph
Jan 20	NEW ORLEANS	L	92	95	11-13	9-7	20-20	17,465	Randolph	23 Randolph
Jan 24	at Houston	W	88	87	11-13	10-7	21-20	16,998	Lee	19 Randolph
Jan 25	HOUSTON	W	99	81	12-13	10-7	22-20	17,512	Conley	17 Randolph
Jan 28	at Portland	W	98	81	12-13	11-7	23-20	19,365	Conley	23 Randolph
Jan 29	at Sacramento	W	99	89	12-13	12-7	24-20	15,195	Conley	27 Randolph
Jan 31	at Minnesota	W	94	90	12-13	13-7	25-20	17,429	Randolph	26 Randolph
Feb 1	MILWAUKEE	W	99	90	13-13	13-7	26-20	17,017	Randolph	23 Randolph
Feb 3	at Oklahoma City	L	77	86	13-13	13-8	26-21	18,203	Gasol, Randolph	13 Randolph
Feb 5	DALLAS	L	96	110	13-14	13-8	26-22	16,118	Randolph	25 Randolph
Feb 8	at Atlanta	W	79	76	13-14	14-8	27-22	15,190	Randolph	20 Gasol
Feb 9	at Cleveland	L	83	91	(ot) 13-14	14-9	27-23	16,484	Calathes	17 Gasol
Feb 11	WASHINGTON	W	92	89	14-14	14-9	28-23	15,613	Randolph	18 Randolph
Feb 12	at Orlando	W	86	81	14-14	15-9	29-23	15,310	Randolph	20 Lee
Feb 18	NEW YORK	W	98	93	15-14	15-9	30-23	17,317	Conley	22 Randolph
Feb 21	LA CLIPPERS	W	102	96	16-14	15-9				





# SEASON REVIEW

## 2012-13 MEMPHIS GRIZZLIES (56-26)



**Back Row, standing (L-R):** Henry Bibby, David Joerger, Mitchell Anderson, Tayshaun Prince, Jon Leuer, Dexter Pittman, Marc Gasol, Austin Daye, Zach Randolph, Darrell Arthur, Bob Thornton, Lloyd Pierce, Barry Hecker  
**Front Row, sitting (L-R):** Quincy Pondexter, Tony Wroten, Mike Conley, Lionel Hollins, Jerrydy Bayless, Keyon Dooling, Tony Allen

Player	--Field Goals--			--3-Point FG--			--Free Throws--			--Rebounds--			Pts	Avg									
	G	GS	Min	FG	FGA	Pct	FT	FTA	Pct	Off	Def	Tot											
Gay	42	42	1541	281	688	.408	40	129	.310	121	156	.776	56	193	249	108	87	1	56	104	31	723	17.2
Randolph	76	75	2607	471	1024	.460	2	23	.087	225	300	.750	310	544	854	108	180	0	61	150	31	1169	15.4
Conley	80	80	2757	414	940	.440	106	294	.361	234	282	.830	43	182	225	487	171	0	174	189	24	1168	14.6
Gasol	80	80	2796	429	869	.494	1	14	.071	268	317	.848	184	438	622	318	255	2	80	157	139	1127	14.1
Allen	79	79	2109	284	638	.445	3	24	.125	134	187	.717	121	242	363	98	211	1	119	94	44	705	8.9
Prince	37	36	1174	144	336	.429	15	41	.366	22	37	.595	29	126	155	85	41	0	27	35	12	325	8.8
Bayless	80	4	1765	260	621	.419	71	201	.353	102	122	.836	22	154	176	264	168	1	59	120	17	693	8.7
Davis	36	4	544	74	143	.517	0	0	---	37	65	.569	57	103	160	8	80	0	13	18	47	185	5.1
Speights	40	2	579	106	247	.429	2	5	.400	48	67	.716	76	113	189	18	86	0	10	35	27	262	6.6
Pondexter	59	1	1243	128	299	.428	60	152	.395	59	75	.787	43	89	132	61	95	0	35	42	6	375	6.1
Arthur	59	3	970	162	359	.451	5	18	.278	33	46	.717	68	101	169	33	126	1	24	43	33	362	6.1
Ellington	40	4	676	81	199	.407	41	97	.423	15	16	.938	5	47	52	42	38	0	16	24	1	218	5.5
Dooling	7	0	82	10	21	.476	5	12	.417	6	7	.857	0	1	1	8	8	0	1	5	0	31	4.4
Daye	31	0	328	47	111	.423	20	58	.345	11	16	.688	6	54	60	21	39	0	9	16	14	125	4.0
Johnson	8	0	102	11	25	.440	6	18	.333	1	2	.500	5	6	11	2	5	0	4	3	0	29	3.6
Wroten	35	0	272	33	86	.384	4	16	.250	21	29	.724	13	15	28	43	34	0	8	29	4	91	2.6
Selby	10	0	59	6	22	.273	1	6	.167	7	11	.636	0	5	5	4	7	0	2	7	0	20	2.0
Leuer	19	0	96	15	24	.625	0	0	---	4	7	.571	8	16	24	3	10	0	4	3	0	34	1.8
Haddadi	13	0	87	7	21	.333	0	0	---	1	2	.500	10	14	24	4	15	0	1	4	6	15	1.1
Pittman	7	0	20	1	6	.167	0	0	---	0	3	.000	3	2	5	0	4	0	0	1	0	2	0.3
<b>GRIZZLIES</b>	<b>82</b>	-	<b>19805</b>	<b>2964</b>	<b>6679</b>	<b>.444</b>	<b>382</b>	<b>1108</b>	<b>.345</b>	<b>1349</b>	<b>1746</b>	<b>.773</b>	<b>1059</b>	<b>2445</b>	<b>3504</b>	<b>1715</b>	<b>1660</b>	<b>6</b>	<b>703</b>	<b>1144</b>	<b>436</b>	<b>7659</b>	<b>93.4</b>
<b>OPPONENTS</b>	<b>82</b>	-	<b>19805</b>	<b>2748</b>	<b>6312</b>	<b>.435</b>	<b>504</b>	<b>1489</b>	<b>.338</b>	<b>1319</b>	<b>1763</b>	<b>.748</b>	<b>845</b>	<b>2359</b>	<b>3204</b>	<b>1599</b>	<b>1643</b>	<b>13</b>	<b>600</b>	<b>1268</b>	<b>450</b>	<b>7319</b>	<b>89.3</b>

### QUICK FACTS

- Memphis set franchise records for overall wins (56), overall winning percentage (.683), home wins (32), road wins (24) and road winning percentage (.585), advancing to the Western Conference Finals for the first time in team history.
- As the fifth seed in the Western Conference Playoffs, the Grizzlies won two playoff series as the lower-seeded team, defeating the Los Angeles Clippers in the first round and ousting the top-seeded Oklahoma City Thunder in the conference semifinals before being eliminated by the San Antonio Spurs in the conference finals.
- Memphis finished second in the Southwest Division for the second consecutive season.
- The Grizzlies allowed a league-best 89.3 points per game to opponents, becoming the first NBA team to hold opponents under 90 points per game since the 2005-06 season.
- Zach Randolph earned his second career All-Star selection, becoming the first Grizzlies player to make multiple All-Star appearances.
- Marc Gasol was named the 2012-13 NBA Defensive Player of the Year and selected to the All-NBA Second Team and the NBA All-Defensive Second Team, all career firsts.
- Tony Allen was selected to his second consecutive NBA All-Defensive First Team, while Mike Conley earned NBA All-Defensive Second Team honors after leading the NBA in total steals (franchise-record 174).
- The Grizzlies announced the sale of the team to an investment group led by Robert J. Pera on Oct. 31, 2012.

### NBA STATISTICAL RANKINGS

Category	Memphis	Opponents	Category	Memphis	Opponents
Points per game	95.0	20th	Assists Per Game	19.55	T-24th
Field Goal Pct.	.447	16th	Steals Per Game	9.56	1st
Free Throw Pct.	.759	13th	Turnovers Per Game	14.47	T-14th
3-PT. Field Goal Pct.	.326	25th	Blocks Per Game	5.23	12th
Offensive Rebounds Per Game	12.59	5th	Personal Fouls Per Game	19.94	12th
Defensive Rebounds Per Game	29.45	26th	Disqualifications	7	T-18th
Rebounds Per Game	42.0	16th	Points Per Game Differential	+2.0	12th

## 2012-13 GAME BY GAME

Date	Opponent	Mem	Opp	Hm	Rd	Tot	Atten	Grizzlies Top Scorer	Grizzlies Top Rebounder	Opponent Top Scorer	
Oct 31	at LA Clippers	L	92	101	0-0	0-1	0-1	19,060	Gay	25	
Nov 2	at Golden State	W	104	94	0-0	1-1	1-1	19,596	Conley, Gasol	21	
Nov 5	W	103	94	1-0	1-1	2-1	17,401	Gasol	22		
Nov 7	at Milwaukee	W	108	90	1-0	2-1	3-1	11,465	Randolph, Speights	18	
Nov 9	HOUSTON	W	93	85	2-0	2-1	4-1	16,087	Gay	21	
Nov 11	MIAMI	W	104	86	3-0	2-1	5-1	18,119	Ellington	25	
Nov 14	at Oklahoma City	W	107	97	3-0	3-1	6-1	18,203	Gay	28	
Nov 16	NEW YORK	W	105	95	4-0	3-1	7-1	17,516	Gasol	24	
Nov 17	at Charlotte	W	94	87	4-0	4-1	8-1	16,541	Conley	20	
Nov 19	DENVER	L	92	97	4-1	4-1	8-2	15,111	Gay	22	
Nov 23	LA LAKERS	W	106	98	5-1	4-1	9-2	18,119	Gay	21	
Nov 26	CLEVELAND	W	84	78	6-1	4-1	10-2	13,485	Gasol, Randolph	19	
Nov 28	TORONTO	W	103	82	7-1	4-1	11-2	14,603	Speights	12	
Nov 30	DETROIT	W	90	78	8-1	4-1	12-2	16,732	Gay	18	
Dec 1	at San Antonio	L	95	99	(ot)	8-1	4-2	12-3	18,581	Gasol	20
Dec 4	PHOENIX	W	108	98	(ot)	9-1	4-2	13-3	14,481	Randolph	38
Dec 7	at New Orleans	W	96	89	9-1	5-2	14-3	13,698	Gasol	28	
Dec 8	ATLANTA	L	83	93	9-2	5-2	14-4	17,612	Gasol, Randolph	18	
Dec 12	at Phoenix	L	80	82	9-2	5-3	14-5	13,093	Gay	21	
Dec 14	at Denver	L	96	99	9-2	5-4	14-6	16,367	Gay	11	
Dec 15	at Utah	W	99	86	9-2	6-4	15-6	18,183	Randolph	25	
Dec 17	CHICAGO	W	80	71	10-2	6-4	16-6	17,305	Conley	17	
Dec 19	MILWAUKEE	W	90	80	11-2	6-4	17-6	16,007	Randolph	15	
Dec 21	DALLAS	W	92	82	12-2	6-4	18-6	17,677	Gay	26	
Dec 22	at Houston	L	96	121	12-2	6-5	18-7	18,029	Conley	16	
Dec 26	PHILADELPHIA	L	89	99	12-3	6-5	18-8	16,055	Randolph	23	
Dec 29	DENVER	W	81	72	13-3	6-5	19-8	17,707	Gay	19	
Dec 31	at Indiana	L	83	88	13-3	6-6	19-9	14,979	Randolph	21	
Jan 2	at Boston	W	93	83	13-3	7-6	20-9	18,624	Randolph	23	
Jan 4	PORTLAND	L	84	86	13-4	7-6	20-10	15,823	Speights	22	
Jan 6	at Phoenix	W	92	81	13-4	8-6	21-10	13,197	Randolph	21	
Jan 7	at Sacramento	W	113	81	13-4	9-6	22-10	11,531	Ellington	26	
Jan 9	at Golden State	W	94	87	13-4	10-6	23-10	19,596	Randolph	19	
Jan 11	SAN ANTONIO	W	101	98	(ot)	14-4	10-6	24-10	17,685	Gay	23
Jan 12	at Dallas	L	83	104	14-4	10-7	24-11	19,984	Gay	12	
Jan 14	LA CLIPPERS	L	73	99	14-5	10-7	24-12	15,837	Randolph	15	
Jan 16	at San Antonio	L	82	103	14-5	10-8	24-13	18,581	Gay	17	
Jan 18	SACRAMENTO	W	85	69	15-5	10-8	25-13	15,910	Conley	19	
Jan 19	at Chicago	W	85	82	(ot)	15-5	11-8	26-13	22,124	Gasol	19
Jan 21	INDIANA	L	81	82	15-6	11-8	26-14	17,508	Ellington	17	
Jan 23	LA LAKERS	W	106	93	16-6	11-8	27-14	17,984	Arthur	20	
Jan 25	BROOKLYN	W	101	77	17-6	11-8	28-14	16,911	Gasol	20	
Jan 27	NEW ORLEANS	L	83	89	17-7	11-8	28-15	16,277	Randolph	20	
Jan 28	at Philadelphia	W	103	100	17-7	12-8	29-15	15,448	Gasol	27	
Jan 31	at Oklahoma City	L	89	106	17-7	12-9	29-16	18,203	Bayless	23	
Feb 1	WASHINGTON	W	85	76	18-7	12-9	30-16	15,017	Conley	18	
Feb 5	PHOENIX	L	90	96	18-8	12-9	30-17	14,933	Bayless	29	
Feb 6	at Atlanta	L	92	103	18-8	12-10	30-18	13,198	Randolph	20	
Feb 8	GOLDEN STATE	W	99	93	19-8	12-10	31-18	16,701	Gasol	20	
Feb 10	MINNESOTA	W	105	88	20-8	12-10	32-18	16,023	Prince	18	
Feb 12	SACRAMENTO	W	108	101	21-8	12-10	33-18	14,722	Gasol	24	
Feb 19	at Detroit	W	105	91	21-8	13-10	34-18	13,481	Conley	19	
Feb 20	at Toronto	W	88	82	21-8	14-10	35-18	19,800	Conley, Randolph	17	
Feb 22	ORLANDO	W	88	82	22-8	14-10	36-18	17,669	Gasol	19	
Feb 24	at Brooklyn	W	76	72	22-8	15-10	37-18	17,098	Randolph	16	
Feb 27	DALLAS	W	90	84	23-8	15-10	38-18	16,017	Randolph	22	
Mar 1	at Miami	L	91	98	23-8	15-11	38-19	20,128	Gasol	24	
Mar 3	at Orlando	W	108	82	23-8	16-11	39-19	16,020	Prince	14	
Mar 6	PORTLAND	W	91	85	24-8	16-11	40-19	16,214	Gasol	23	
Mar 8	at Cleveland	W	103	92	24-8	17-11	41-19	17,032	Gasol	22	
Mar 9	NEW ORLEANS										



# SEASON REVIEW

## 2011-12 MEMPHIS GRIZZLIES (41-25)



**Back Row, standing (L-R):** Charles Sweeney, Jason March, Dana Davis, Drew Graham, Barry Hecker, Mitchell Anderson, David Joerger, Dante Cunningham, Rudy Gay, Marreese Speights, Hamed Haddadi, Marc Gasol, Zach Randolph, Darrell Arthur, Bob Thornton, Kelly Lambert, Lloyd Pierce, Henry Bibby, Jim Scholler, Gary Schmidt, Vince Ford **Front Row, sitting (L-R):** Quincy Pondexter, O.J. Mayo, Mike Conley, Lionel Hollins, Jeremy Pargo, Gilbert Arenas, Tony Allen **Not Pictured:** Josh Selby

Player	--Field Goals--			--3-Point FG--			--Free Throws--			--Rebounds--			PF			Dq			Stl			TO			Blk			Pts			Avg		
	G	GS	Min	FG	FGA	Pct	FG	FGA	Pct	FT	FTA	Pct	Off	Def	Tot	Ast	PF	Dq	Stl	TO	Blk	Pts	Avg										
Gay	65	65	2422	485	1067	.455	54	173	.312	208	263	.791	130	287	417	147	138	1	95	161	55	1232	19.0										
Gasol	65	65	2370	357	740	.482	1	12	.083	237	317	.748	120	459	579	204	201	0	62	121	121	952	14.6										
Conley	62	61	2174	296	684	.433	60	159	.377	136	158	.861	22	134	156	404	133	1	136	125	11	788	12.7										
Mayo	60	0	1771	300	736	.408	100	275	.364	133	172	.773	30	180	210	169	137	2	71	124	23	833	12.6										
Randolph	28	8	735	132	285	.463	2	8	.250	58	88	.659	78	147	225	48	57	0	21	40	4	324	11.6										
Allen	58	57	1525	210	448	.469	8	26	.308	140	175	.800	98	135	233	79	142	0	104	94	33	568	9.8										
Speights	60	54	1345	221	488	.453	0	3	.000	84	109	.771	133	241	374	48	147	2	21	74	29	526	8.8										
Cunningham	64	5	1124	144	279	.516	0	2	.000	45	69	.652	91	155	246	37	98	0	42	29	34	333	5.2										
Arenas	17	0	211	26	64	.406	13	39	.333	7	10	.700	2	16	18	18	35	0	11	12	1	72	4.2										
Pondexter	64	8	1002	108	239	.452	22	73	.301	33	53	.623	55	71	126	27	90	0	27	30	5	271	4.2										
Young	21	2	240	32	83	.386	0	9	.000	10	12	.833	14	27	41	9	12	0	11	9	2	74	3.5										
Hudson	3	0	20	3	11	.273	1	3	.333	2	3	.667	0	0	0	0	1	0	0	0	2	0	9	3.0									
Pariso	44	5	424	50	150	.333	10	38	.263	16	27	.593	12	25	37	55	46	0	15	46	0	126	2.9										
Pargo	28	0	237	25	72	.347	2	15	.133	11	14	.786	2	13	15	30	17	0	7	29	0	63	2.3										
Selby	35	0	206	26	48	.542	0	1	.000	18	26	.692	28	43	71	8	43	1	1	21	26	70	2.0										
Haddadi	15	0	130	10	27	.370	4	13	.308	4	8	.500	16	11	27	6	19	0	7	3	1	28	1.9										
Davis	1	0	4	0	1	.000	0	0	0	0	0	0	0	0	0	0	0	0	0	0	0	0	0.0										
Skinner	1	0	4	0	1	.000	0	0	0	0	0	0	0	0	0	0	0	0	0	0	0	0	0.0										
<b>GRIZZLIES</b>	<b>66</b>		<b>15840</b>	<b>2425</b>	<b>5422</b>	<b>.447</b>	<b>277</b>	<b>849</b>	<b>.326</b>	<b>1142</b>	<b>1504</b>	<b>.759</b>	<b>831</b>	<b>1944</b>	<b>2775</b>	<b>1290</b>	<b>1316</b>	<b>7</b>	<b>631</b>	<b>955</b>	<b>345</b>	<b>6269</b>	<b>95.0</b>										
<b>OPPONENTS</b>	<b>66</b>		<b>15840</b>	<b>2278</b>	<b>5132</b>	<b>.444</b>	<b>417</b>	<b>1209</b>	<b>.345</b>	<b>1163</b>	<b>1522</b>	<b>.764</b>	<b>729</b>	<b>1954</b>	<b>2683</b>	<b>1274</b>	<b>1275</b>	<b>8</b>	<b>518</b>	<b>1130</b>	<b>363</b>	<b>6136</b>	<b>93.0</b>										

### QUICK FACTS

- Memphis set a franchise record for both regular season winning percentage (.621) and home winning percentage (.788), finishing the season with a franchise-record tying 11-game home winning streak.
- The Grizzlies clinched the fourth seed in the Western Conference Playoffs and hosted a post-season matchup, a seven-game series with the Los Angeles Clippers, for the first time in team history.
- Memphis led the league in steals (9.6) and forced turnovers (17.1) for the second consecutive season, becoming the first team to pace the NBA in both categories in back-to-back seasons since the 1995-96 and 1996-97 Seattle SuperSonics.
- The Grizzlies finished second in the Southwest Division, earning their highest end-of-season rank in the division.
- **Lionel Hollins** guided Memphis to a 24-14 record without last season's leading scorer and rebounder **Zach Randolph**, who was sidelined after sustaining a torn right MCL on Jan. 1 at Chicago.
- **Tony Allen** earned NBA All-Defensive First Team honors for the first time in his career, becoming the first Grizzlies player ever to be named to the All-Defensive First Team.
- **Marc Gasol** was named to his first career All-Star Game, marking the Grizzlies' third All-Star selection.
- **Mike Conley** set the franchise record for steals per game (2.19) and finished second in the league in the category.

### NBA STATISTICAL RANKINGS

Category	Memphis	Opponents	Category	Memphis	Opponents
Points per game	95.0	20th	Assists Per Game	19.55	T-24th
Field Goal Pct.	.447	16th	Steals Per Game	9.56	1st
Free Throw Pct.	.759	13th	Turnovers Per Game	14.47	T-14th
3-Pt. Field Goal Pct.	.326	25th	Blocks Per Game	5.23	12th
Offensive Rebounds Per Game	12.59	5th	Personal Fouls Per Game	19.94	12th
Defensive Rebounds Per Game	29.45	26th	Disqualifications	7	T-18th
Rebounds Per Game	42.0	16th	Points Per Game Differential	+2.0	12th

# SEASON REVIEW



## 2011-12 GAME BY GAME

Date	Opponent	Mem	Opp	Hm	Rd	Tot	Atten	Grizzlies Top Scorer	Grizzlies Top Rebounder	Opponent Top Scorer		
Dec 26	at San Antonio	L	82	95	0-0	0-1	18,581	Gay	19	Gay		
Dec 28	OKLAHOMA CITY	L	95	98	0-1	0-1	18,119	Randolph	24	Gasol, Gay, Randolph		
Dec 30	HOUSTON	W	113	93	1-1	0-1	16,069	Randolph	23	Randolph		
Jan 1	at Chicago	L	64	104	1-1	0-2	22,763	Davis, Young	10	Boozer, Brewer		
Jan 3	SACRAMENTO	W	113	96	2-1	0-2	12,391	Gay	23	Gasol		
Jan 4	at Minnesota	W	90	86	2-1	1-2	17,404	Allen	20	Gasol		
Jan 6	at Utah	L	85	94	2-1	1-3	19,503	Allen, Gasol	21	Gasol		
Jan 8	at L.A. Lakers	L	82	90	2-1	1-4	18,997	Gay	19	Gasol		
Jan 10	OKLAHOMA CITY	L	95	100	2-2	1-4	13,601	Gasol	20	Gasol		
Jan 12	NEW YORK	W	94	83	3-2	1-4	15,324	Gay	26	Gasol		
Jan 14	NEW ORLEANS	W	108	99	4-2	1-4	14,983	Gay	23	Gasol		
Jan 16	CHICAGO	W	102	86	5-2	1-4	18,119	Gay	24	Speights		
Jan 18	at New Orleans	W	93	87	5-2	2-4	12,045	Gasol	22	Gasol		
Jan 20	at Detroit	W	98	81	5-2	3-4	10,255	Gay	24	Gasol		
Jan 21	SACRAMENTO	W	128	95	6-2	3-4	16,562	Gay	23	Speights		
Jan 23	at Golden State	W	91	90	6-2	4-4	10,617	Gay	23	Gasol		
Jan 24	at Portland	L	84	97	6-2	4-5	10,707	Mayo	20	Speights		
Jan 26	at L.A. Clippers	L	91	98	6-2	4-6	10,819	Gay	24	Gasol		
Jan 28	at Phoenix	L	84	86	6-2	4-7	10,903	Gasol, Gay	18	Gasol		
Jan 30	SAN ANTONIO	L	73	83	6-3	4-7	10,110	Mayo	17	Gasol		
Jan 31	DENVER	W	100	97	0-0	7-3	11,110	13,651	Gasol, Gay	20	Gasol, Gay	
Feb 2	at Atlanta	W	96	77	7-3	5-7	12,110	Gay	21	Gasol		
Feb 3	at Oklahoma City	L	94	101	7-3	5-8	12-11	18,203	Gasol	24	Gay	
Feb 5	at Boston	L	80	98	7-3	5-9	12-12	18,624	Gay	21	Cunningham	
Feb 6	SAN ANTONIO	L	84	89	7-4	5-9	12-13	13,527	Gasol	22	Gasol	
Feb 8	MINNESOTA	W	85	80	8-4	5-9	13-13	13,287	Gay	19	Speights	
Feb 10	INDIANA	W	98	92	9-4	5-9	14-13	16,281	Gay	21	Speights	
Feb 12	UTAH	L	88	98	9-5	5-9	14-14	14,234	Gay	22	Speights	
Feb 14	HOUSTON	W	93	83	10-5	5-9	15-14	13,042	Conley	21	Gay	
Feb 15	at New Jersey	W	105	100	10-5	6-9	16-14	10,885	Gay	25	Speights	
Feb 17	DENVER	W	103	102	11-5	6-9	17-14	15,201	Gay	20	Gasol	
Feb 18	GOLDEN STATE	W	104	103	12-5	6-9	18-14	17,151	Gay	19	Gasol	
Feb 20	at Houston	L	93	97	12-5	6-10	18-15	12,525	Gay	23	Gasol, Gay, Speights	
Feb 21	PHILADELPHIA	W	89	76	13-5	6-10	19-15	14,258	Gasol	15	Gasol	
Feb 29	DALLAS	W	96	85	14-5	6-10	20-15	17,023	Gasol	22	Gasol	
Mar 2	at Toronto	W	102	99	14-5	7-10	21-15	17,168	Gay	23	Gay	
Mar 3	DETROIT	W	100	83	15-5	7-10	22-15	17,569	Gasol, Mayo	19	Gasol	
Mar 7	at Golden State	W	110	92	15-5	8-10	23-15	19,171	Gay	26	Gasol, Gay	
Mar 10	at Phoenix	L	91	98	15-5	8-11	23-16	16,350	Gasol	21	Gasol	
Mar 11	at Denver	W	94	91	15-5	9-11	24-16	17,737	Mayo	22	Speights	
Mar 13	L.A. LAKERS	L	111	116	(20)	15-6	9-11	24-17	18,119	Speights	25	Gasol
Mar 16	TORONTO	L	110	114	(0)	15-7	9-11	24-18	17,239	Gasol	28	Gay
Mar 18	WASHINGTON	W	97	92	16-7	9-11	25-18	15,412	Gay	27	Gay, Randolph	
Mar 20	at Sacramento	L	110	119	16-7	9-12	25-19	11,105	Gay	23	Gasol	
Mar 22	at Portland	L	93	97	16-7	9-13	25-20	20,636	Gasol	22	Gasol	
Mar 24	at L.A. Clippers	L	85	101	16-7	9-14	25-21	19,060	Randolph	14	Gasol, Randolph	
Mar 25	at L.A. Lakers	W	102	96	16-7	10-14	26-21	18,997	Gay	18	Randolph	
Mar 27	MINNESOTA	W	93	86	17-7	10-14	27-21	14,769	Gay	21	Cunningham	
Mar 30	at Houston	L	89	98	17-7	10-15	27-22	16,884	Gay	20	Gasol	
Mar 31	at Milwaukee	W	99	95	17-7	11-15	28-22	17,106	Mayo	24	Gasol	
Apr 2	at Oklahoma City	W	94	88	17-7	12-15	29-22	18,203	Mayo	22	Speights	
Apr 3	GOLDEN STATE	W	98	94	18-7	12-15	30-22	14,310	Mayo	19	Allen	
Apr 4	at Dallas	L	85	95	18-7	12-16	30-23	20,233	Mayo	17	Gasol	
Apr 6	at Miami	W	97	82	18-7	13-16	31-23	20,008	Gay	17	Randolph	
Apr 7	DALLAS	W	94	89	19-7	13-16	32-23	18,119	Gay	25	Randolph	
Apr 9	L.A. CLIPPERS	W	94	85	20-7	13-16	33-23	17,219	Gasol	18	Randolph	
Apr 11	PHOENIX	W	104	93	21-7	13-16	34-23	15,239	Gay	32	Randolph	
Apr 12	at San Antonio	L	97	107	21-7	13-17	34-24	18,581	Gay	19	Randolph	
Apr 14	UTAH	W	103	98	22-7	13-17	35-24	17,190</				





## 2010-11 MEMPHIS GRIZZLIES (46-36)



**Back Row, standing (L-R):** Damon Stoudamire, Gary Schmidt, Johnny Davis, Mitchell Anderson, Leon Powe, Rudy Gay, Zach Randolph, Hamed Haddadi, Marc Gasol, Darrell Arthur, Shane Battier, Sam Young, Drew Graham, Henry Bibby, David Joergler, Kelly Lambert, Barry Hecker. **Front Row, sitting (L-R):** Xavier Henry, Tony Allen, Ish Smith, Lionel Hollins, Mike Conley, O.J. Mayo, Greivis Vasquez. **Not Pictured:** Jason Williams.

Player	G	GS	--Field Goals--			--3-Point FG--			--Free Throws--			--Rebounds--			Stl	TO	Blk	Pts	Avg				
			FG	FGA	Pct	FG	FGA	Pct	FT	FTA	Pct	Off	Def	Tot						Ast	PF	Dq	
Randolph	75	74	2724	598	1188	503	8	43	.186	300	396	.758	326	588	914	163	175	0	63	151	25	1504	20.1
Gay	54	54	2152	409	869	471	57	144	.396	194	241	.805	82	254	336	153	131	2	91	135	58	1069	19.8
Conley	81	81	2872	423	953	444	80	217	.369	181	247	.733	32	215	247	528	182	0	144	176	18	1107	13.7
Gasol	81	81	2586	364	691	527	3	7	.429	220	294	.748	154	415	569	200	265	2	74	146	136	951	11.7
Mayo	71	17	1869	304	747	407	96	264	.364	99	131	.756	35	135	170	145	127	0	73	99	26	803	11.3
Arthur	80	9	1609	310	624	497	0	6	.000	109	134	.813	115	227	342	53	228	4	52	88	63	729	9.1
Allen	72	31	1494	251	492	510	4	23	.174	137	182	.753	70	123	193	104	161	0	129	86	24	643	8.9
Young	78	46	1577	233	494	472	17	50	.340	89	116	.767	40	147	187	71	120	0	68	61	23	572	7.3
Powe	16	0	141	30	60	500	0	2	.000	28	46	.609	8	17	25	5	24	0	3	7	1	88	5.5
Battier	23	0	557	43	101	426	14	42	.333	15	17	.882	32	60	92	32	31	0	16	16	0	115	5.0
Henry	38	16	527	65	160	406	2	17	.118	33	52	.635	9	28	37	18	48	0	11	13	3	165	4.3
Vasquez	70	1	860	95	233	408	25	86	.291	34	44	.773	12	61	73	151	83	0	22	70	4	249	3.6
Haddadi	31	0	168	30	58	517	0	1	.000	15	23	.652	24	44	68	5	29	0	2	11	13	75	2.4
Williams	11	0	124	9	29	310	3	15	.200	0	0	---	0	8	8	28	2	0	3	7	1	21	1.9
Smith	15	0	113	11	32	344	0	2	.000	5	11	.455	1	4	5	15	11	0	5	8	0	27	1.8
Carroll	7	0	39	4	9	444	0	0	---	2	1,000	2	6	8	2	5	0	1	0	1	10	1.4	
Thabeet	45	0	369	17	39	436	0	0	---	19	35	.543	24	51	75	4	73	0	9	17	15	53	1.2
Law	11	0	94	3	19	158	0	6	.000	6	10	.600	3	8	11	14	10	0	4	10	0	12	1.1
Carney	2	0	5	1	3	333	0	1	.000	0	0	---	1	0	1	0	0	0	1	0	0	2	1.0
<b>GRIZZLIES</b>	<b>82</b>		<b>19880</b>	<b>3200</b>	<b>6801</b>	<b>471</b>	<b>309</b>	<b>926</b>	<b>.334</b>	<b>1486</b>	<b>1981</b>	<b>.750</b>	<b>970</b>	<b>2391</b>	<b>3361</b>	<b>1691</b>	<b>1705</b>	<b>8</b>	<b>771</b>	<b>1145</b>	<b>441</b>	<b>8195</b>	<b>99.9</b>
<b>OPPONENTS</b>	<b>82</b>		<b>19880</b>	<b>2967</b>	<b>6489</b>	<b>457</b>	<b>587</b>	<b>1592</b>	<b>.369</b>	<b>1482</b>	<b>1948</b>	<b>.761</b>	<b>905</b>	<b>2387</b>	<b>3292</b>	<b>1724</b>	<b>1754</b>	<b>12</b>	<b>613</b>	<b>1367</b>	<b>505</b>	<b>8003</b>	<b>97.6</b>

## QUICK FACTS

- Earning their first postseason berth since the 2005-06 season, the Memphis Grizzlies captivated fans nationwide with a 13-game run through the NBA Playoffs that included a first-round upset over the top-seeded San Antonio Spurs and a thrilling seven-game series with the Oklahoma City Thunder.
- Memphis won the first seven postseason games in franchise history, advancing to the conference semifinals for the first time and selling out all six home playoff games at FedExForum.
- The Grizzlies became the second eight-seed in NBA history to eliminate a one-seed in a seven-game series (Golden State over Dallas in 2007).
- Memphis competed in a triple-overtime epic with Oklahoma City in Game 4 of the Western Conference Semifinals at FedExForum, tying the longest game in team history and marking the longest game in club postseason history.
- Memphis won 30 home games, tying the second-highest single-season win total in club history, behind only the 2003-04 season (31-10).
- Lionel Hollins** became the franchise's all-time winningest head coach, eclipsing **Mike Fratello** with his 96th victory on Jan. 31 vs. Orlando. Under Hollins, Memphis led the league in both steals and forced turnovers while posting a winning record in four consecutive calendar months (January-April) for the first time in team history.
- Zach Randolph** was named to the All-NBA Third Team, the first All-NBA selection for both Randolph and the Grizzlies franchise. Randolph earned numerous honors during the season, including the NBA Western Conference Player of the Month Award for January, three NBA Player of the Week Awards and the NBA Community Assist Award for December, all career firsts.
- After finishing fourth in the NBA Defensive Player of the Year voting, **Tony Allen** was selected to the NBA All-Defensive Second Team in his first year with the Grizzlies. This marks the first appearance on the All-Defensive Team by a Grizzlies player.
- Rudy Gay** drained a game-winning pull-up jumper over **LeBron James** as time expired to give Memphis a 97-95 victory over Miami on Nov. 20 at FedExForum.
- Mike Conley** led the team in assists per game (6.5) for the fourth consecutive season.

## NBA STATISTICAL RANKINGS

Category	Memphis	Opponents	Category	Memphis	Opponents
Points per game	99.9	12th	97.6	13th	
Field Goal Pct.	.471	6th	.457	14th	
Free Throw Pct.	.750	23rd	.761	11th	
3-PT Field Goal Pct.	.334	27th	.369	24th	
Offensive Rebounds Per Game	11.83	6th	11.04	18th	
Defensive Rebounds Per Game	29.16	24th	29.11	T-4th	
Rebounds Per Game	41.0	16th	40.1	8th	
Assists Per Game	20.62	T-21st	21.02	14th	
Steals Per Game	9.40	1st	7.48	20th	
Turnovers Per Game	13.96	T-12th	16.67	1st	
Blocks Per Game	5.38	7th	6.16	30th	
Personal Fouls Per Game	20.79	17th	21.39	T-8th	
Disqualifications	8	T-8th	12	T-9th	
Points Per Game Differential	+2.3	10th			

## 2010-11 GAME BY GAME

Date	Opponent	Mem	Opp	Hm	Rd	Tot	Atten	Grizzlies Top Scorer	Grizzlies Top Rebounder	Opponent Top Scorer				
Oct 27	ATLANTA	L	104	119	0-1	0-0	0-1	17,519	Conley	23	Gay	10	Johnson	22
Oct 29	at Dallas	W	91	90	0-1	1-0	1-1	20,060	Gay	21	Gasol	15	Nowitzki	27
Oct 30	MINNESOTA	W	109	89	1-1	1-0	2-1	12,753	Mayo	29	Gasol	8	Ellington	17
Nov 2	at L.A. Lakers	L	105	124	1-1	1-1	2-2	18,997	Gay	30	Gasol	8	Bryant	23
Nov 3	at Golden State	L	109	115	1-1	1-2	2-3	16,607	Gay	35	Gasol	8	Ellis	39
Nov 5	at Phoenix	L	118	123(2ot)	1-1	1-3	2-4	16,470	Gasol, Gay	26	Randolph	14	Richardson	38
Nov 6	at Sacramento	W	100	91	1-1	2-3	3-4	14,085	Gay	32	Randolph	11	Evans	30
Nov 8	PHOENIX	W	109	99	2-1	2-3	4-4	10,786	Randolph	23	Randolph	20	Hill	19
Nov 10	DALLAS	L	91	106	2-2	2-3	4-5	10,767	Randolph	23	Gay, Randolph	9	Terry	25
Nov 13	BOSTON	L	110	116(ot)	2-3	2-3	4-6	18,119	Gay	22	Randolph	11	Pierce	28
Nov 15	at Orlando	L	72	89	2-3	2-4	4-7	18,846	Gasol	14	Gay, Randolph	9	Carter	19
Nov 16	PORTLAND	L	99	100	2-4	2-4	4-8	10,827	Gay	20	Randolph	14	Matthews	30
Nov 19	at Washington	L	86	89	2-4	2-5	4-9	13,504	Randolph	19	Randolph	12	Arenas	24
Nov 20	MIAMI	W	97	95	3-4	2-5	5-9	18,119	Randolph	21	Randolph	13	James	29
Nov 24	DETROIT	W	105	84	4-4	2-5	6-9	11,283	Randolph	21	Randolph	14	Stuckey	17
Nov 26	GOLDEN STATE	W	116	111	5-4	2-5	7-9	14,753	Gay	25	Randolph	7	Biedrins	28
Nov 27	at Cleveland	L	86	92	5-4	2-6	7-10	20,562	Gay	17	Randolph	11	Williams	25
Nov 30	L.A. LAKERS	W	98	96	6-4	2-6	8-10	17,638	Conley	28	Gasol	9	Bryant	29
Dec 1	at Atlanta	L	109	112	6-4	2-7	8-11	11,513	Gay	23	Randolph	19	Horford	20
Dec 3	HOUSTON	L	111	127	6-5	2-7	8-12	14,577	Gay	29	Randolph	8	Lowry, Martin	28
Dec 5	at Denver	L	107	108	6-5	2-8	8-13	15,017	Gay	24	Randolph	12	Nene	27
Dec 6	at Utah	L	85	94	6-5	2-9	8-14	19,131	Conley	19	Randolph	14	Williams	27
Dec 8	at Phoenix	W	104	98(ot)	6-5	3-9	9-14	16,288	Randolph	34	Randolph	17	Dragic	17
Dec 11	at L.A. Clippers	W	85	84	6-5	4-9	10-14	14,970	Randolph	18	Randolph	13	Gordon	25
Dec 13	PORTLAND	W	86	73	7-5	4-9	11-14	10,467	Randolph	25	Randolph	20	Matthews	18
Dec 15	CHARLOTTE	W	113	80	8-5	4-9	12-14	12,219	Mayo	24	Gasol	10	Jackson	16
Dec 17	at Houston	L	87	103	8-5	4-10	12-15	14,534	Gay, Young	19	Randolph	9	Martin	37
Dec 18	at San Antonio	L	106	112(ot)	8-5	4-11	12-16	18,581	Mayo	27	Randolph	21	Parker	34
Dec 21	NEW JERSEY	L	94	101	8-6	4-11	12-17	14,113	Gasol	19	Randolph	14	Lopez	26
Dec 26	at Indiana	W	104	90	8-6	5-11	13-17	12,630	Gay	30	Randolph	16	Granger	29
Dec 27	TORONTO	W	96	85	9-6	5-11	14-17	14,971	Randolph	21	Allen, Randolph	8	Kleiza	22
Dec 29	at Sacramento	L	98	100	9-6	5-12	14-18	12,636	Randolph	35	Randolph	17	Udrih	24
Jan 1	at Utah	L	92	98	9-6	5-13	14-19	19,732	Randolph	27	Randolph	16	Millsap	22
Jan 2	at L.A. Lakers	W	104	85	9-6	6-13	15-19	18,997	Gay	27	Gasol	10	Bryant	28
Jan 4	OKLAHOMA CITY	W	110	105	10-6	6-13	16-19	12,765	Randolph	31	Randolph	16	Durant, Westbrook	28
Jan 7	UTAH	W	110	99	11-6	6-13	17-19	14,781	Gay	28	Randolph	11	Millsap	20
Jan 8	at Oklahoma City	L	100	109	11-6	6-14	17-20	18,203	Randolph	27	Randolph	16	Durant	40
Jan 10	at Charlotte	L	82	96	11-6	6-15	17-21	10,188	Randolph	15	Randolph	15	Jackson	27
Jan 12	at Detroit	W	107	99	11-6	7-15	18-21	13,068	Randolph	34	Randolph	17	Gordon	25
Jan 15	DALLAS	W												



# SEASON REVIEW

## 2009-10 MEMPHIS GRIZZLIES (40-42)



Back Row, standing (L-R): Drew Graham, Damon Stoudamire, Johnny Davis, Gary Schmidt, Mitchell Anderson, Darrell Arthur, Rudy Gay, Marc Gasol, Hasheem Thabeet, Hamed Haddadi, Zach Randolph, DeMarre Carroll, Henry Bibby, Jim Scholler, David Joergler, Jason Biles, Barry Hecker. Front Row, sitting (L-R): Sam Young, O.J. Mayo, Mike Conley, Lionel Hollins, Marcus Williams, Jamaal Tinsley, Ronnie Brewer. Not Pictured: Lester Hudson.

Player	--Field Goals--			--3-Point FG--			-Free Throws-			--Rebounds--													
	G	GS	Min	FG	FGA	Pct	FG	FGA	Pct	FT	FTA	Pct	Off	Def	Tot	Ast	PF	Dq	Stl	TO	Bk	Pts	Avg
Randolph	81	81	3051	652	1336	.488	15	52	.288	362	465	.778	330	620	950	149	226	3	80	174	34	1681	20.8
Gay	80	80	3175	600	1288	.466	66	202	.327	301	400	.753	115	357	472	153	201	0	118	169	64	1567	19.6
Mayo	82	82	3113	542	1183	.458	136	355	.383	212	262	.809	61	250	311	242	174	1	98	176	17	1432	17.5
Gasol	69	69	2469	378	651	.581	0	1	0.000	252	376	.670	208	432	640	165	254	3	69	135	109	1008	14.6
Iverson	3	0	67	15	26	.577	1	1	1.000	6	12	.500	1	3	4	11	5	0	1	7	0	37	12.3
Conley	80	80	2569	369	830	.445	82	212	.387	139	187	.743	30	161	191	425	178	4	109	170	12	959	12.0
Young	80	1	1321	224	497	.451	11	56	.196	136	175	.777	77	124	201	52	106	0	34	94	20	595	7.4
Arthur	32	1	457	63	146	.432	0	1	0.000	17	30	.567	37	73	110	15	60	0	14	22	14	143	4.5
Williams	62	1	872	104	271	.384	24	81	.296	37	55	.673	13	80	93	161	43	0	32	74	1	269	4.3
Hudson	9	0	61	14	35	.400	2	11	.182	6	7	.857	4	6	10	5	5	0	5	5	1	36	4.0
Tinsley	38	1	589	52	140	.371	7	39	.179	22	27	.815	11	55	66	108	67	0	33	63	5	133	3.5
Thabeet	68	13	883	77	131	.588	0	0	---	54	93	.581	85	158	243	11	162	1	15	43	89	208	3.1
Carroll	71	1	795	88	222	.396	0	0	0.000	33	53	.623	53	97	150	33	107	1	28	24	9	209	2.9
Hunter	21	0	158	17	43	.395	0	0	---	19	36	.528	18	24	42	0	10	0	1	9	10	53	2.5
Brewer	5	0	80	3	13	.231	0	0	---	4	5	.800	1	6	7	3	0	0	6	2	0	10	2.0
Haddadi	36	0	240	24	62	.387	0	3	0.000	14	19	.737	26	49	75	10	57	0	1	20	14	62	1.7
Gilder	2	0	5	1	1	1.000	0	0	---	0	0	---	0	1	1	0	0	0	1	0	0	2	1.0
GRIZZLIES	82		19905	3223	6875	.469	344	1020	.337	1614	2202	.733	1070	2496	3566	1543	1655	13	645	1248	399	8404	102.5
OPPONENTS	82		19905	3277	6849	.478	572	1618	.354	1402	1858	.755	907	2349	3256	1875	1840	19	635	1165	501	8528	104.0

### QUICK FACTS

- The Memphis Grizzlies finished with a 40-42 record (.488), a 16-game improvement over the 2008-09 season, second in the NBA behind the Oklahoma City Thunder.
- Team established the longest home and road winning streaks in franchise history, winning 11 straight at FedExForum from Dec. 18, 2009-Jan. 25, 2010 and seven-in-a-row away from home from Feb. 17-March 10, 2010.
- In his first season with the team, **Zach Randolph** led the team in scoring (20.8 points) and rebounding (11.7) while setting or tying 16 franchise records en route to his first career All-Star appearance.
- Grizzlies set franchise records in scoring (102.5 points) and field goal percentage (.469).
- Head Coach **Lionel Hollins** is named the Western Conference Coach of the Month after leading the Grizzlies to a 9-4 record (.692) in December, the best December record and sixth-highest winning percentage in a single month in team history.
- Memphis defeated every NBA division leader, including the Cleveland Cavaliers, Los Angeles Lakers, Orlando Magic, Boston Celtics, Dallas Mavericks and Denver Nuggets.
- The Grizzlies won 39 of their final 74 games (.527) following a 1-8 start to the season.
- The club snapped long-standing road losing streaks against the San Antonio Spurs (10 games), New Orleans Hornets (eight games), Phoenix Suns (seven games), Chicago Bulls (five games), Portland Trail Blazers (four games) and Philadelphia 76ers (four games).
- Marc Gasol** set a franchise record for field goal percentage (.581, 4th in the NBA), breaking the previous mark held by his brother Pau (.538 in 2006-07).

### NBA STATISTICAL RANKINGS

Category	Memphis	Opponents	Category	Memphis	Opponents
Points per game	102.5	7th	Assists Per Game	18.82	29th
Field Goal Pct.	.469	9th	Steals Per Game	7.87	7th
Free Throw Pct.	.733	25th	Turnovers Per Game	15.22	27th
3-Pt. Field Goal Pct.	.337	26th	Blocks Per Game	4.87	18th
Offensive Rebounds Per Game	13.05	1st	Personal Fouls Per Game	20.18	12th
Defensive Rebounds Per Game	30.44	18th	Disqualifications	13	T-2nd
Rebounds Per Game	43.5	4th	Points Per Game Differential	-1.5	17th

## 2009-10 GAME BY GAME

Date	Opponent	Mem	Opp	Hm	Rd	Tot	Atten	Grizzlies Top Scorer	Grizzlies Top Rebounder	Opponent Top Scorer	
Oct 28	DETROIT	L	74	96	0-1	0-0	0-1	17,212	Gasol	21	
Oct 30	TORONTO	W	115	107	1-1	0-0	1-1	10,563	Randolph	30	
Nov 1	at Denver	L	123	133	1-1	0-1	1-2	15,823	Gasol	40	
Nov 2	at Sacramento	L	116	127(ot)	1-1	0-2	1-3	17,317	Randolph	30	
Nov 4	at Golden State	L	105	113	1-1	0-3	1-4	17,457	Gay	29	
Nov 6	at L.A. Lakers	L	98	114	1-1	0-4	1-5	18,997	Gay	22	
Nov 7	at L.A. Clippers	L	110	113	1-1	0-5	1-6	15,399	Gay	33	
Nov 10	PORTLAND	L	79	93	1-2	0-5	1-7	10,589	Gasol	20	
Nov 11	at Houston	L	79	104	1-2	0-6	1-8	17,220	Mayo	19	
Nov 14	MINNESOTA	W	97	87	2-2	0-6	2-8	10,019	Gay, Mayo	19	
Nov 18	L.A. CLIPPERS	W	106	91	3-2	0-6	3-8	10,012	Gay, Randolph	21	
Nov 20	at Philadelphia	W	102	97	3-2	1-6	4-8	14,269	33	Randolph	11
Nov 21	MILWAUKEE	L	98	103	3-3	1-6	4-9	11,209	Gay	24	
Nov 23	SACRAMENTO	W	116	105	4-3	1-6	5-9	10,109	Gay	24	
Nov 25	at Phoenix	L	111	126	4-3	1-7	5-10	18,284	Randolph	24	
Nov 27	at Portland	W	106	96	4-3	2-7	6-10	20,540	Randolph	21	
Nov 29	at L.A. Clippers	L	88	98	4-3	2-8	6-11	14,854	Gasol	26	
Nov 30	at Utah	L	93	120	4-3	2-9	6-12	18,469	Mayo	20	
Dec 2	at Minnesota	W	97	95	4-3	3-9	7-12	11,408	Conley, Gay, Randolph	20	
Dec 4	DALLAS	W	98	82	5-3	3-9	8-12	13,020	Mayo	25	
Dec 8	CLEVELAND	W	111	109(ot)	6-3	3-9	9-12	16,325	Randolph	32	
Dec 11	OKLAHOMA CITY	L	94	102	6-4	3-9	9-13	13,048	Conley	20	
Dec 13	at Miami	W	118	90	6-4	4-9	10-13	14,465	Gay	41	
Dec 14	BOSTON	L	105	110	6-5	4-9	10-14	14,193	Gay	23	
Dec 16	at Atlanta	L	97	110	6-5	4-10	10-15	13,013	Young	20	
Dec 18	INDIANA	W	107	94	7-5	4-10	11-15	13,217	Randolph	26	
Dec 20	DENVER	W	102	96	8-5	4-10	12-15	13,385	Randolph	32	
Dec 22	GOLDEN STATE	W	121	108	9-5	4-10	13-15	12,827	Randolph	33	
Dec 26	at Dallas	L	101	106	9-5	4-11	13-16	20,195	Randolph	27	
Dec 28	WASHINGTON	W	116	111(ot)	10-5	4-11	14-16	14,571	Mayo	28	
Dec 30	at Indiana	W	121	110	10-5	5-11	15-16	14,741	Gay	31	
Jan 2	at Phoenix	W	128	103	10-5	6-11	16-16	17,135	Mayo	25	
Jan 5	at Portland	W	109	104	10-5	7-11	17-16	20,278	Mayo, Randolph	27	
Jan 6	at Utah	L	94	117	10-5	7-12	17-17	19,008	Young	22	
Jan 8	UTAH	W	91	89	11-5	7-12	17-18	14,213	Randolph	29	
Jan 9	at Charlotte	L	87	89	11-5	7-13	18-18	15,438	Mayo	25	
Jan 12	L.A. CLIPPERS	W	104	102	12-5	7-13	19-18	11,004	Gay, Gasol	24	
Jan 15	MINNESOTA	W	135	110	12-5	7-13	20-18	12,812	Gay	21	
Jan 16	SAN ANTONIO	W	92	86	14-5	7-13	21-18	14,116	Randolph	23	
Jan 18	PHOENIX	W	125	118	15-5	7-13	22-18	18,119	Gay	31	
Jan 20	at New Orleans	L	111	113	15-5	7-14	22-19	14,238	Gay	26	
Jan 22	OKLAHOMA CITY	W	86	84	16-5	7-14	23-19	12,948	Gay, Randolph	25	
Jan 25	ORLANDO	W	99	94	17-5	7-14	24-19	12,273	Randolph	23	
Jan 27	at Detroit	W	99	93	17-5	8-14	25-19	14,886	Gasol	25	
Jan 29	at San Antonio	L	97	104	17-5	8-15	25-20	18,088	Mayo	28	
Jan 30	NEW ORLEANS	L	102	109(ot)	17-6	8-15	25-21	12,317	Gasol, Randolph	25	
Feb 1	L.A. LAKERS	W	95	93	18-6	8-15	26-21	18,119	Gay	25	
Feb 2	at Cleveland	L	89	105	18-6	8-16	26-22	20,562	Gay	15	
Feb 5	HOUSTON	L	83	101	18-7	8-16	26-23	14,531	Gasol	17	
Feb 6	at Minnesota	L	102	109	18-7	8-17	26-24	14,159	Gay	27	
Feb 9	ATLANTA	L	94	108	18-8	8-17	26-25	10,491	Randolph	20	
Feb 16	PHOENIX	L	95	109	18-9	8-17	26-26	11,508	Gay	21	
Feb 17	at Toronto	W	109	102(ot)	18-9	9-17	27-26	16,829	Gay	29	
Feb 19	MIAMI	L	87	100(2ot)	18-10	9-17	27-27	16,127	Gasol	22	
Feb 21	at New Jersey	W	104	94	18-10	10-17	28-27	12,076	Gay	29	
Feb 23	L.A. LAKERS	L	98	99	18-11	10-17	28-28	18,119	Mayo	25	
Feb 24	at Washington	W	99	94	18-11	11-17	29-28	11,875	Randolph	22	
Feb 26	CHARLOTTE	L	89	93	18-12	11-17	29-29	14,713	Randolph	24	
Feb 27	at New York	W	120	109	18-12	12-17	30-29	19,763	Randolph	31	
Mar 1	PORTLAND	L	93	103	18-13	12-17	30-30	11,123	Randolph	22	
Mar 3	at New Orleans	W	104	100	18-13	13-17	31-30	14,347	Conley	26	
Mar 4	at Chicago	W	105	96	18-13	14-17	32-30	19,187	Randolph	31	
Mar 6	SAN ANTONIO	L	92	102	18-14	14-17	32-31	15,928	Gasol	23	
Mar 8	NEW JERSEY	W	107	101	19-14	14-17	33-31	10,317	Conley, Gay	21	
Mar 10	at Boston	W	111	91	19-14	15-17	34-31	18,624	Gay	28	
Mar 12	NEW YORK	W	119	112	20-14	15-17	35-31	12,236	Randolph	24	
Mar 13	DENVER	L	108	125	20-15	15-17	35-32	17,023	Mayo	25	
Mar 16	CHICAGO	W	104	97	21-15	15-17	36-32	15,413	Mayo	24	
Mar 17	at Houston	L	94	107	21-15	15-18	36-33	16,142	Randolph	30	
Mar 20	GOLDEN STATE	W	123	107	22-15	15-18	37-33	14,897	Gay	25	
Mar 22	at Sacramento	W	102	85	22-15	16-18	38-33	11,497	Randolph	25	
Mar 24	at Golden State	L	110	128	22-15	16-19	38-34	17,123	Gay	25	
Mar 28	at Milwaukee	L	103	108(ot)	22-15	16-20	38-35	17,008	Randolph	31	
Mar											





# SEASON REVIEW

## 2008-09 MEMPHIS GRIZZLIES (24-58)



Back Row, standing (L-R): Damon Stoudamire, Gary Schmidt, Drew Graham, Johnny Davis, Quinton Ross, Rudy Gay, Hakim Warrick, Marc Gasol, Darko Milicic, Darius Miles, Darrell Arthur, David Joerger, Henry Bibby, Barry Hecker, Jim Scholler, Jason Biles. Front Row, sitting (L-R): Marko Jaric, O.J. Mayo, Lionel Hollins, Mike Conley, Greg Buckner. Not Pictured: Hamed Haddadi.

Player	--Field Goals--		--3-Point FG--		--Free Throws--		--Rebounds--																
	G	GS	Min	FG	FGA	Pct	FT	FTA	Pct	Off	Def	Tot	Ast	PF	Dq	Stl	TO	Bk	Pts	Avg			
Gay	79	78	2945	572	1262	.453	85	242	.351	264	344	.767	109	328	437	135	221	1	98	203	59	1493	18.9
Mayo	82	82	3120	562	1283	.438	145	378	.384	247	281	.879	56	252	308	262	204	5	91	226	13	1516	18.5
Gasol	82	75	2521	350	661	.530	0	1	.000	275	375	.733	201	404	605	143	265	5	63	164	90	975	11.9
Warrick	82	7	2029	340	693	.491	5	23	.217	266	374	.711	129	277	406	66	170	1	48	98	39	951	11.6
Conley	82	61	2508	323	730	.442	88	217	.406	161	197	.817	25	251	276	354	146	1	90	143	8	895	10.9
Lowry	49	21	1071	112	272	.412	17	69	.246	129	161	.801	13	98	111	178	89	1	48	79	8	370	7.6
Arthur	76	64	1464	191	436	.438	0	2	.000	40	60	.667	108	238	346	43	206	1	52	47	52	422	5.6
Milicic	61	15	1034	137	266	.515	0	---	59	105	.562	83	181	264	34	134	0	22	48	51	333	5.5	
Ross	68	7	1164	99	259	.382	33	88	.375	34	42	.810	29	97	126	47	114	0	32	36	14	265	3.9
Miles	34	0	298	48	99	.485	1	6	.167	23	31	.742	19	38	57	17	32	0	11	21	20	120	3.5
Crittenton	7	0	44	7	15	.467	0	1	.000	5	11	.455	4	2	6	5	5	0	1	3	0	19	2.7
Jaric	53	0	605	48	145	.331	11	28	.393	29	41	.707	23	42	65	74	62	0	29	49	11	136	2.6
Haddadi	19	0	120	15	31	.484	0	---	18	30	.600	16	31	47	8	20	0	1	9	12	48	2.5	
Buckner	63	0	878	61	159	.384	13	51	.255	20	25	.800	32	98	130	57	108	0	29	38	8	155	2.5
Foyle	1	0	3	0	0	---	0	---	0	0	---	0	0	0	0	0	0	0	0	0	0	0	0.0
<b>GRIZZLIES</b>	<b>82</b>	<b>19805</b>	<b>2865</b>	<b>6311</b>	<b>454</b>	<b>398</b>	<b>1106</b>	<b>.360</b>	<b>1570</b>	<b>2077</b>	<b>.756</b>	<b>847</b>	<b>2337</b>	<b>3184</b>	<b>1423</b>	<b>1777</b>	<b>11</b>	<b>615</b>	<b>1252</b>	<b>385</b>	<b>7698</b>	<b>93.9</b>	
<b>OPPONENTS</b>	<b>82</b>	<b>19805</b>	<b>3018</b>	<b>6378</b>	<b>.473</b>	<b>536</b>	<b>1510</b>	<b>.355</b>	<b>1574</b>	<b>2043</b>	<b>.770</b>	<b>842</b>	<b>2431</b>	<b>3273</b>	<b>1735</b>	<b>1786</b>	<b>11</b>	<b>632</b>	<b>1194</b>	<b>443</b>	<b>8146</b>	<b>99.3</b>	

### QUICK FACTS

- The Memphis Grizzlies posted a two-game improvement, finishing with a 24-58 record (fifth in the Southwest Division).
- Grizzlies Head Coach **Marc Iavaroni** is relieved of his coaching duties on Jan. 23, 2009 and **Johnny Davis** is named interim head coach for two games.
- Longtime Grizzlies assistant coach and former two-time interim head coach **Lionel Hollins** named head coach of the Memphis Grizzlies on Jan. 25, 2009.
- Rookie **O.J. Mayo** finished runner-up to Chicago's **Derrick Rose** for the NBA Rookie of the Year Award, leading all rookies with 18.5 points per game and being named the T-Mobile Western Conference Rookie of the Month twice (Oct./Nov. and April).
- Mayo sets the franchise rookie record in total points (1,516), field goals made (562), three-point field goal percentage (.438) and minutes (3,120), while setting the overall franchise record in free throw percentage (.879).
- Mike Conley** ties a club record with seven steals on April 13 at Phoenix.
- Marc Gasol** shot .530 from the field in his rookie season, breaking his brother **Pau Gasol's** franchise rookie record (.518 in 2001-02).

### NBA STATISTICAL RANKINGS

Category	Memphis	Opponents	Category	Memphis	Opponents
Points per game	93.9	29th	Assists Per Game	17.35	30th
Field Goal Pct.	.454	21st	Steals Per Game	7.50	T-9th
Free Throw Pct.	.756	22nd	Turnovers Per Game	15.27	24th
3-Pt. Field Goal Pct.	.360	21st	Blocks Per Game	4.70	18th
Offensive Rebounds Per Game	10.33	24th	Personal Fouls Per Game	21.67	21st
Defensive Rebounds Per Game	28.50	28th	Disqualifications	11	T-14th
Rebounds Per Game	38.8	30th	Points Per Game Differential	-5.4	26th

## 2008-09 GAME BY GAME

Date	Opponent	Mem	Opp	Hm	Rd	Tot	Atten	Grizzlies Top Scorer	Grizzlies Top Rebounder	Opponent Top Scorer		
Oct 29	at Houston	L	71	82	0-0	0-1	18,196	Gay	20	McGrady	21	
Oct 31	ORLANDO	W	86	84	1-0	0-1	16,139	Gay	29	Arthur	10	
Nov 1	at Chicago	L	86	96	1-0	0-2	21,785	Gay	20	Milicic	9	
Nov 3	GOLDEN STATE	W	90	79	2-0	0-2	20,121	Gasol	27	Gasol	16	
Nov 5	at Sacramento	L	95	100	2-0	0-3	23,685	Mayo	28	Gasol, Gay, Lowry	6	
Nov 7	at Golden State	W	109	104	2-0	1-3	3-3	18,744	Gay	23	Arthur	12
Nov 9	at Denver	L	90	100	2-0	1-4	3-4	14,359	Mayo	31	Gasol, Mayo	8
Nov 10	at Phoenix	L	102	107	2-0	1-5	3-5	18,422	Mayo	33	Arthur, Gay	7
Nov 12	NEW YORK	L	103	132	2-1	1-5	3-6	10,129	Gay	20	Warrick	8
Nov 14	MILWAUKEE	L	96	101(ot)	2-2	1-5	3-7	11,308	Mayo	25	Warrick	10
Nov 18	SACRAMENTO	W	109	94	3-2	1-5	4-7	10,834	Gay	22	Warrick	10
Nov 21	at Dallas	L	76	91	3-2	1-6	4-8	20,035	Mayo	19	Gasol, Gay	8
Nov 22	UTAH	L	93	104	3-3	1-6	4-9	13,121	Mayo	23	Arthur	9
Nov 24	SAN ANTONIO	L	81	94	3-4	1-6	4-10	12,053	Mayo	26	Milicic	11
Nov 26	at Utah	L	100	117	3-4	1-7	4-11	19,911	Gay	27	Gasol	8
Nov 28	at San Antonio	L	98	109	3-4	1-8	4-12	17,074	Mayo	32	Gasol, Gay, Milicic	6
Nov 29	OKLAHOMA CITY	L	103	111	3-5	1-8	4-13	11,977	Warrick	30	Mayo	7
Dec 3	at Atlanta	L	95	105	3-5	1-9	4-14	12,088	Warrick	20	Gay	10
Dec 5	L.A. CLIPPERS	W	91	83	4-5	1-9	5-14	10,484	Gay	25	Milicic	9
Dec 6	at Dallas	L	87	106	4-5	1-10	5-15	16,822	Gasol	21	Gasol	7
Dec 8	HOUSTON	W	109	97	5-5	1-10	6-15	10,691	Gay	20	Gasol	8
Dec 10	at Oklahoma City	W	108	102	5-5	2-10	7-15	18,009	Gay	22	Gasol, Gay, Warrick	6
Dec 12	CHICAGO	W	103	96	6-5	2-10	8-15	17,132	Gay	29	Milicic	11
Dec 14	MIAMI	W	102	86	7-5	2-10	9-15	12,271	Mayo	28	Gasol	7
Dec 16	NEW ORLEANS	L	84	91	7-6	2-10	9-16	10,231	Gay	28	Gasol	11
Dec 19	CHARLOTTE	L	83	112	7-7	2-10	9-17	11,869	Gay	17	Gasol	6
Dec 22	L.A. LAKERS	L	96	105	7-8	2-10	9-18	17,456	Gay	23	Milicic	8
Dec 23	at Dallas	L	82	100	7-8	2-11	9-19	20,200	Warrick	17	Gay	9
Dec 26	INDIANA	W	108	105	8-8	2-11	10-19	12,346	Warrick	21	Mayo	8
Dec 27	at San Antonio	L	103	106(2ot)	8-8	2-12	10-20	18,797	Mayo	29	Gay	11
Dec 29	at Minnesota	L	98	108(ot)	8-8	2-13	10-21	12,207	Warrick	23	Warrick	8
Dec 30	PHOENIX	L	89	101	8-9	2-13	10-22	14,471	Mayo	25	Gasol	13
Jan 2	SAN ANTONIO	L	80	91	8-10	2-13	10-23	12,597	Warrick	21	Gasol	11
Jan 4	DALLAS	W	102	82	9-10	2-13	11-23	11,731	Mayo	16	Gay, Warrick	7
Jan 6	MINNESOTA	L	87	94	9-11	2-13	11-24	10,156	Warrick	22	Mayo	8
Jan 7	at New Jersey	L	89	100	9-11	2-14	11-25	11,552	Mayo	26	Gasol	10
Jan 9	at Toronto	L	82	103	9-11	2-15	11-26	18,486	Gay	22	Arthur	7
Jan 13	CLEVELAND	L	87	102	9-12	2-15	11-27	15,121	Lowry	25	Gasol	11
Jan 16	UTAH	L	91	101	9-13	2-15	11-28	10,422	Mayo	23	Gasol	10
Jan 19	DETROIT	L	79	87	9-14	2-15	11-29	17,483	Gay, Mayo	15	Gasol	13
Jan 21	at Charlotte	L	86	101	9-14	2-16	11-30	11,249	Gay	26	Gasol	6
Jan 23	at New York	L	88	108	9-14	2-17	11-31	18,391	Gay	20	Gay	9
Jan 24	NEW JERSEY	L	88	99	9-15	2-17	11-32	12,817	Mayo	23	Gasol	10
Jan 27	DENVER	L	85	100	9-16	2-17	11-33	11,338	Mayo	19	Warrick	10
Jan 28	at Oklahoma City	L	102	114(ot)	9-16	2-18	11-34	18,450	Gay	25	Gasol, Gay	8
Jan 31	L.A. LAKERS	L	98	115	9-17	2-18	11-35	18,119	Gay	23	Arthur, Warrick	7
Feb 2	at Washington	W	113	97	9-17	3-18	12-35	11,442	Mayo	33	Gasol	11
Feb 4	HOUSTON	W	104	93	10-17	3-18	13-35	10,109	Mayo	32	Conley, Gay	9
Feb 6	L.A. CLIPPERS	L	105	126	10-18	3-18	13-36	10,912	Gay	26	Gasol, Gay, Mayo	5
Feb 7	TORONTO	W	78	70	11-18	3-18	14-36	11,498	Mayo, Warrick	16	Five players tied	8
Feb 9	NEW ORLEANS	W	85	80	12-18	3-18	15-36	10,896	Mayo	22	Mayo	16
Feb 11	at Philadelphia	L	87	91	12-18	3-19	15-37	12,812	Warrick	31	Gasol	9
Feb 17	at Utah	L	99	117	12-18	3-20	15-38	19,911	Gay, Mayo	18	Milicic	10
Feb 18	at Portland	L	90	94	12-18	3-21	15-39	20,385	Gay	20	Gasol	10
Feb 20	SACRAMENTO	L	106	115	12-19	3-21	15-40	15,036	Mayo	24	Conley	10
Feb 24	at Cleveland	L	79	94	12-19	3-22	15-41	20,562	Gay, Warrick	13	Gasol	9
Feb 25	at Indiana	L	99	104	12-19	3-23	15-42	13,211	Gasol	22	Gasol	15
Feb 28	OKLAHOMA CITY	L	92	99	12-20	3-23	15-43	10,074	Gay	20	Gasol	9
Mar 3	at L.A. Lakers	L	89	99	12-20	3-24	15-44	18,997	Gasol, Mayo	17	Gasol	14
Mar 4	at L.A. Clippers	W	118	95	12-20	4-24	16-44	13,813	Gay	35	Gasol, Gay	8
Mar 7	PHILADELPHIA	L	105	110	12-21	4-24	16-45	14,458	Conley	31	Gasol	13
Mar 8	at Houston	L	83	93	12-21	4-25	16-46	16,179	Gay	21	Arthur	12
Mar 11	at Minnesota	L	79	104	12-21	4-26	16-47	12,443	Mayo	18	Milicic	10
Mar 13	at Boston	L	92	102	12-21	4-27	16-48	18,624	Gay	26	Gasol</	



# SEASON REVIEW

## 2007-08 MEMPHIS GRIZZLIES (22-60)



**Back Row, standing (L-R):** Gordon Chiesa, Drew Graham, Mark Price, Jason Biles, Andy Greer, Brian Cardinal, Hakim Warrick, Kwame Brown, Darko Milicic, Jason Collins, Rudy Gay, Andre Brown, Johnny Davis, Ron DuBois, David Joergler, Mike Curtis.  
**Front Row, sitting (L-R):** Mike Miller, Juan Carlos Navarro, Mike Conley, Marc Iavaroni, Kyle Lowry, Javaris Crittenton, Casey Jacobsen.

Player	--Field Goals--					--3-Point FG--			--Free Throws--			--Rebounds--					Pts	Avg					
	G	GS	Min	FG	FGA	Pct	FG	FGA	Pct	FT	FTA	Pct	Off	Def	Tot	Ast			PF	Dq	Stl	TO	Blk
Gay	81	81	3000	625	1355	.461	134	387	.346	248	316	.785	140	359	499	158	230	6	111	190	79	1632	20.1
Gasol	39	39	1433	279	557	.501	4	15	.267	176	215	.819	94	248	342	116	85	0	16	80	56	738	18.9
Miller	70	70	2474	414	824	.502	155	359	.432	164	212	.774	51	416	467	240	145	3	35	182	16	1147	16.4
Warrick	75	30	1754	328	653	.502	13	48	.271	183	260	.704	123	233	356	53	156	1	36	85	28	852	11.4
Navarro	82	30	2117	308	766	.402	156	432	.361	124	146	.849	34	176	210	177	94	0	48	134	1	896	10.9
Lowry	82	9	2089	256	592	.432	36	140	.257	243	348	.698	41	209	250	296	185	1	92	127	22	791	9.6
Conley	53	46	1381	189	442	.428	30	91	.330	90	123	.732	21	118	139	222	85	1	44	89	2	498	9.4
Crittenton	28	0	508	72	180	.400	9	34	.265	53	76	.697	20	69	89	33	35	0	12	33	2	206	7.4
Stoudamire	29	29	624	77	194	.397	36	94	.383	21	26	.808	14	57	71	112	46	0	19	50	0	211	7.3
Milicic	70	64	1663	219	500	.438	0	1	.000	67	121	.554	127	297	424	58	185	1	32	101	114	505	7.2
Swift	35	4	549	93	177	.525	0	2	.000	52	81	.642	46	83	129	22	74	0	10	39	36	238	6.8
Jones	9	2	137	14	36	.389	3	13	.231	9	10	.900	10	17	27	11	17	0	5	5	2	40	4.4
Kinsey	11	0	96	16	38	.421	3	7	.429	5	6	.833	3	9	12	2	11	0	3	3	0	40	3.6
K. Brown	15	1	204	19	39	.487	0	0	---	14	34	.412	20	37	57	17	24	0	6	14	4	52	3.5
Cardinal	37	1	440	43	126	.341	25	81	.309	13	19	.684	26	70	96	22	62	0	10	23	2	124	3.4
A. Brown	33	1	286	39	78	.500	0	0	---	22	49	.449	37	55	92	8	38	0	7	14	4	100	3.0
Collins	31	3	488	30	59	.508	0	1	.000	20	38	.526	29	60	89	6	84	0	12	25	17	80	2.6
Jacobsen	53	0	547	39	115	.339	16	72	.222	13	17	.765	12	53	65	20	34	0	5	16	1	107	2.0
Richardson	3	0	15	0	6	.000	0	2	.000	0	0	---	0	1	1	2	0	0	0	1	0	0	0.0
<b>GRIZZLIES</b>	<b>82</b>		<b>19805</b>	<b>3060</b>	<b>6737</b>	<b>.454</b>	<b>620</b>	<b>1779</b>	<b>.349</b>	<b>1517</b>	<b>2097</b>	<b>.723</b>	<b>848</b>	<b>2567</b>	<b>3415</b>	<b>1574</b>	<b>1592</b>	<b>14</b>	<b>503</b>	<b>1251</b>	<b>386</b>	<b>8257</b>	<b>100.7</b>
<b>OPPONENTS</b>	<b>82</b>		<b>19805</b>	<b>3394</b>	<b>7076</b>	<b>.480</b>	<b>591</b>	<b>1625</b>	<b>.364</b>	<b>1387</b>	<b>1791</b>	<b>.774</b>	<b>932</b>	<b>2721</b>	<b>3653</b>	<b>1963</b>	<b>1842</b>	<b>12</b>	<b>711</b>	<b>1096</b>	<b>403</b>	<b>8786</b>	<b>106.9</b>

### QUICK FACTS

- The Memphis Grizzlies finished with a 22-60 record for the second consecutive season, placing fifth in the Southwest Division.
- The club made a franchise-best 620 three-point field goals.
- Rudy Gay** finished runner-up to **Hedo Turkoglu** for the NBA Most Improved Player Award, posting 20.1 points per game while recording the NBA's highest scoring average increase from the previous season (9.3).
- Gay also set a then Memphis franchise record for total points in a single season (1,632).
- Gay competed in the 2008 Sprite Slam Dunk Contest during All-Star weekend in New Orleans.
- Juan Carlos Navarro's** 156 three-pointers made ranked second most in a single season by an NBA rookie, and finished just two behind the then all-time record held by **Kerry Kittles**.
- On Feb. 1, the Grizzlies traded the franchise's all-time leading scorer **Pau Gasol** to the Los Angeles Lakers in exchange for **Kwame Brown**, **Javaris Crittenton**, **Aaron McKie**, the draft rights to brother **Marc Gasol**, two future first round picks and cash considerations.

### NBA STATISTICAL RANKINGS

Category	Memphis	Opponents	Category	Memphis	Opponents
Points per game	100.7	10th	Assists Per Game	19.20	28th
Field Goal Pct.	.454	15th	Steals Per Game	6.13	28th
Free Throw Pct.	.723	26th	Turnovers Per Game	15.26	28th
3-Pt. Field Goal Pct.	.349	22nd	Blocks Per Game	4.71	17th
Offensive Rebounds Per Game	10.34	22nd	Personal Fouls Per Game	19.41	3rd
Defensive Rebounds Per Game	31.30	11th	Disqualifications	14	T-21st
Rebounds Per Game	41.65	18th	Points Per Game Differential	-6.2	24th

## 2007-08 GAME BY GAME

Date	Opponent	Mem	Opp	Hm	Rd	Tot	Atten	Grizzlies Top Scorer	Grizzlies Top Rebounder	Opponent Top Scorer
Oct 31	SAN ANTONIO	L	101	104	0-1	0-0	0-1	17,538	Gasol	22
Nov 3	INDIANA	L	111	121	0-2	0-0	0-2	14,878	Lowry	19
Nov 7	at Seattle	W	105	98	0-2	1-0	1-2	10,761	Gasol, Miller	10
Nov 9	at Portland	L	98	110	0-2	1-1	1-3	18,112	Gay	25
Nov 10	at Utah	L	94	118	0-2	1-2	1-4	19,771	Gay	31
Nov 13	HOUSTON	W	105	99	1-2	1-2	2-4	12,398	Gasol	26
Nov 14	at Milwaukee	L	99	102	1-2	1-3	2-5	13,462	Gay	26
Nov 16	NEW ORLEANS	L	118	120(ot)	1-3	1-3	2-6	13,271	Navarro	23
Nov 17	at Dallas	L	105	108	1-3	1-4	2-7	20,385	Miller	23
Nov 19	SEATTLE	W	125	108	2-3	1-4	3-7	10,863	Swift	24
Nov 21	TORONTO	L	89	95	2-4	1-4	3-8	12,217	Gasol, Miller	16
Nov 23	at San Antonio	L	88	101	2-4	1-5	3-9	18,797	Navarro	16
Nov 24	WASHINGTON	W	124	118	3-4	1-5	4-9	13,579	Navarro	28
Nov 27	at New Jersey	W	110	103	3-4	2-5	5-9	12,092	Gasol	22
Nov 28	at Toronto	L	91	103	3-4	2-6	5-10	18,906	Navarro	15
Dec 1	MINNESOTA	W	109	80	4-4	2-6	6-10	12,896	Gay	21
Dec 3	PORTLAND	L	105	106	4-5	2-6	6-11	11,317	Gay, Miller	30
Dec 5	at Houston	L	92	105	4-5	2-7	6-12	17,723	Gasol	23
Dec 7	at New Orleans	L	116	118(ot)	4-5	2-8	6-13	10,386	Gay	31
Dec 8	at Atlanta	L	78	86	4-5	2-9	6-14	15,658	Gay	17
Dec 11	DETROIT	L	103	113	4-6	2-9	6-15	11,962	Gay	20
Dec 14	L.A. CLIPPERS	L	91	98	4-7	2-9	6-16	10,819	Miller	23
Dec 15	at Orlando	W	123	119	4-7	3-9	7-16	17,519	Gay	32
Dec 17	GOLDEN STATE	L	117	125	4-8	3-9	7-17	10,549	Gay	32
Dec 19	SAN ANTONIO	W	88	85	5-8	3-9	8-17	13,260	Miller	31
Dec 21	at Detroit	L	67	94	5-8	3-10	8-18	22,076	Gay	18
Dec 22	PHILADELPHIA	L	97	99	5-9	3-10	8-19	11,541	Gasol	31
Dec 26	NEW ORLEANS	L	98	116	5-10	3-10	8-20	11,189	Gay, Miller	19
Dec 28	HOUSTON	L	83	103	5-11	3-10	8-21	15,660	Gasol	23
Dec 30	at San Antonio	L	87	111	5-11	3-11	8-22	18,797	Gasol	19
Jan 2	at Indiana	W	90	72	5-11	4-11	9-22	10,186	Gasol	30
Jan 4	at Boston	L	96	100	5-11	4-12	9-23	18,624	Gay	21
Jan 6	MIAMI	W	101	94	6-11	4-12	10-23	14,581	Gasol	28
Jan 8	L.A. LAKERS	L	101	117	6-12	4-12	10-24	14,981	Miller	19
Jan 10	at Sacramento	L	113	116	6-12	4-13	10-25	12,493	Gay	31
Jan 11	at Golden State	L	104	116	6-12	4-14	10-26	19,224	Gasol	43
Jan 13	at L.A. Lakers	L	99	100	6-12	4-15	10-27	18,997	Miller	27
Jan 15	CLEVELAND	L	124	132(ot)	6-13	4-15	10-28	13,871	Gay	30
Jan 18	SEATTLE	W	124	100	7-13	4-15	11-28	13,451	Miller	25
Jan 19	at Charlotte	L	87	105	7-13	4-16	11-29	15,848	Gasol	28
Jan 21	CHICAGO	W	104	90	8-13	4-16	12-29	18,119	Gay, Miller	24
Jan 23	ORLANDO	L	85	112	8-14	4-16	12-30	10,212	Gay	20
Jan 25	at Washington	L	93	104	8-14	4-17	12-31	17,123	Miller	21
Jan 26	L.A. CLIPPERS	W	125	120(ot)	9-14	4-17	13-31	11,072	Gay	34
Jan 28	DALLAS	L	84	103	9-15	4-17	13-32	11,672	Gay	18
Jan 30	DENVER	L	102	106	9-16	4-17	13-33	12,043	Gay	30
Feb 2	UTAH	L	91	110	9-17	4-17	13-34	12,407	Gay	15
Feb 5	MILWAUKEE	L	97	102	9-18	4-17	13-35	10,749	Miller	32
Feb 8	at Dallas	L	81	92	9-18	4-18	13-36	20,315	Gay	18
Feb 9	at New Orleans	L	99	112	9-18	4-19	13-37	17,231	Gay	26
Feb 12	SACRAMENTO	W	107	94	10-18	4-19	14-37	10,161	Warrick	24
Feb 13	at Philadelphia	L	88	102	10-18	4-20	14-38	12,026	Gay, Warrick	23
Feb 19	at Seattle	L	101	108	10-18	4-21	14-39	11,391	Gay	23
Feb 20	at L.A. Clippers	L	86	100	10-18	4-22	14-40	16,117	Gay	21
Feb 22	DALLAS	L	83	98	10-19	4-22	14-41	16,245	Gay	18
Feb 24	at Cleveland	L	89	109	10-19	4-23	14-42	20,562	Warrick	21
Feb 26	PHOENIX	L	113	127	10-20	4-23	14-43	13,482	Gay	36
Feb 29	at Houston	L	95	116	10-20	4-24	14-44	18,105	Crittenton	22
Mar 1	UTAH	L	92	113	10-21	4-24	14-45	13,232	Mar	21
Mar 4	at Chicago	L	97	112	10-21	4-25	14-46	21,725	Lowry	24
Mar 5	NEW JERSEY	W	100	93	11-21	4-25	15-46	10,218	Warrick	25
Mar 8	BOSTON	L	89	119	11-22	4-25	15-47	18,119	Warrick	15
Mar 11	at Phoenix	L	111	132	11-22	4-26	15-48	18,422	Gay	20
Mar 12	at Denver	L	86	108	11-22	4-27	15-49	17,318	Navarro	16
Mar 15	at Golden State	L	107	110						





# SEASON REVIEW

## 2006-07 MEMPHIS GRIZZLIES (22-60)



Back Row, L-R: Scott Adubato, Paul Cormier, Lionel Hollins, Mitchell Anderson, Brian Cardinal, Rudy Gay, Stromile Swift, Pau Gasol, Hakim Warrick, Lawrence Roberts, Mike Miller, Alexander Johnson, Yusuf Boyd, Drew Graham, Mike Curtis. Front Row, L-R: Kyle Lowry, Dahntay Jones, Damon Stoudamire, Tony Barone, Sr., Chucky Atkins, Tarence Kinsey, Junior Harrington.

Player	--Field Goals--		--3-Point FG--		--Free Throws--		--Rebounds--																
	G	GS	Min	FG	FGA	Pct	FG	FGA	Pct	FT	FTA	Pct	Off	Def	Tot	Ast	PF	Dq	Stl	TO	Blk	Pts	Avg
Gasol	59	59	2133	462	858	.538	3	11	.273	299	400	.748	149	432	581	201	137	0	29	162	126	1226	20.8
Miller	70	69	2740	465	1010	.460	202	498	.406	161	203	.793	52	326	378	298	138	0	54	179	18	1293	18.5
Atkins	75	23	2064	310	715	.434	116	306	.379	252	311	.810	18	121	139	346	136	2	50	127	4	988	13.2
Warrick	82	43	2152	373	712	.524	0	8	.000	299	388	.771	130	290	420	75	232	3	43	161	30	1045	12.7
Gay	78	43	2103	321	760	.422	52	143	.364	152	209	.727	93	255	348	100	192	3	71	140	74	846	10.8
Swift	54	18	1029	161	346	.465	0	5	.000	97	134	.724	85	165	250	17	146	2	30	69	62	419	7.8
Kinsey	48	12	967	139	304	.457	13	46	.283	78	98	.796	29	68	97	41	57	0	53	46	1	369	7.7
Stoudamire	62	51	1501	171	437	.391	59	175	.337	66	83	.795	31	108	139	299	95	0	47	101	2	467	7.5
D. Jones	78	25	1671	220	461	.477	5	12	.417	138	174	.793	47	106	153	68	192	2	39	92	22	583	7.5
Lowry	10	0	175	14	38	.368	3	8	.375	25	28	.893	12	19	31	32	20	0	14	12	1	56	5.6
E. Jones	29	14	561	57	151	.377	22	74	.297	25	34	.735	14	47	61	33	54	1	22	23	2	161	5.6
Harrington	29	8	543	57	137	.416	7	26	.269	31	46	.674	12	56	68	89	79	0	21	52	5	152	5.2
Roberts	54	18	969	94	208	.452	0	2	.000	95	131	.725	101	160	260	30	133	2	36	36	13	283	5.2
Cardinal	28	1	313	42	85	.494	18	44	.409	25	27	.926	13	46	59	31	42	0	22	23	1	127	4.5
Johnson	59	19	753	91	169	.538	0	0	---	78	118	.661	50	131	181	17	137	5	25	47	35	260	4.4
Tsakalidis	23	7	258	20	50	.400	0	0	---	14	24	.583	24	40	64	2	34	0	7	21	11	54	2.3
Padgett	7	0	33	1	7	.143	0	4	.000	0	2	.000	5	4	9	0	2	0	1	1	0	2	0.3
Conroy	3	0	17	0	0	---	0	0	---	0	0	---	1	1	2	1	1	0	0	0	0	0	0.0
GRIZZLIES	82		19980	2998	6448	.465	500	1362	.367	1835	2410	.761	866	2375	3241	1680	1827	20	564	1343	407	8331	101.6
OPPONENTS	82		19980	3287	6761	.486	576	1480	.389	1603	2113	.759	965	2483	3448	2062	1992	26	681	1253	450	8753	106.7

### QUICK FACTS

- The Memphis Grizzlies ended their season 22-60, fifth in the Southwest Division.
- The Grizzlies scored a franchise-record 144 points in a 144-135 victory on Jan. 3 vs. Golden State, also setting the franchise record for most combined points (279) in a single game.
- Memphis averaged a then club-record 101.6 points per game and shoot a then franchise-best 46.5 percent from the field.
- Mike Miller made a team-record 202 three-point field goals.
- Pau Gasol shot a then franchise-best 53.8 percent from the field.
- Miller poured in a franchise-high 45 points on Feb. 21 at Golden State.
- Head Coach Mike Fratello relieved of his coaching duties on Dec. 28, and Tony Barone, Sr. named interim head coach.
- Rudy Gay named to the T-Mobile NBA All-Rookie First Team, finishing third in the NBA Rookie of the Year voting behind Brandon Roy and Andrea Bargnani after averaging 10.8 points and 4.5 rebounds in 78 games.
- Gay is named NBA Western Conference T-Mobile Rookie of the Month for the month of November 2007.
- Gasol became the Grizzlies' all-time franchise leader in points scored when he registered his 7,809th career point on March 7 at Toronto.

### NBA STATISTICAL RANKINGS

Category	Memphis	Opponents	Category	Memphis	Opponents
Points per game	101.6	6th	Assists Per Game	20.49	T-19th
Field Goal Pct.	.465	8th	Steals Per Game	6.88	23rd
Free Throw Pct.	.761	13th	Turnovers Per Game	16.38	26th
3-Pt. Field Goal Pct.	.367	7th	Blocks Per Game	4.96	13th
Offensive Rebounds Per Game	10.56	23rd	Personal Fouls Per Game	22.28	16th
Defensive Rebounds Per Game	28.96	23rd	Disqualifications	20	T-25th
Rebounds Per Game	39.52	26th	Points Per Game Differential	-5.1	30th

## 2006-07 GAME BY GAME

Date	Opponent	Mem	Opp	Hm	Rd	Tot	Atten	Grizzlies Top Scorer	Grizzlies Top Rebounder	Opponent Top Scorer
Nov 1	NEW YORK	L	117	118(3ot)	0-1	0-0	0-1	17,113	Atkins	25
Nov 3	CHARLOTTE	W	96	83	1-1	0-0	1-1	13,787	Miller	27
Nov 4	at Detroit	L	86	95	1-1	0-1	1-2	22,076	Warrick	21
Nov 7	HOUSTON	L	80	86	1-2	0-1	1-3	14,173	Swift	15
Nov 11	at Phoenix	L	87	96	1-2	0-2	1-4	18,422	Atkins	20
Nov 12	at L.A. Lakers	L	81	91	1-2	0-3	1-5	18,997	Miller	21
Nov 15	at Sacramento	L	111	115	1-2	0-4	1-6	17,317	Atkins	27
Nov 17	DALLAS	L	103	115	1-3	0-4	1-7	16,727	Warrick	26
Nov 18	at Dallas	L	84	89	1-3	0-5	1-8	20,535	Gay	23
Nov 20	ORLANDO	W	95	86	2-3	0-5	2-8	13,147	Warrick	26
Nov 21	at Cleveland	L	94	97	2-3	0-6	2-9	20,562	Atkins	17
Nov 24	WASHINGTON	W	95	80	3-3	0-6	3-9	15,067	Warrick	18
Nov 25	at Houston	L	76	85	3-3	0-7	3-10	16,707	Warrick	12
Nov 28	at Denver	W	108	96	3-3	1-7	4-10	12,435	Warrick	25
Nov 29	at L.A. Clippers	L	90	105	3-3	1-8	4-11	15,829	Warrick	22
Dec 2	MIAMI	L	97	98	3-4	1-8	4-12	18,119	Miller	22
Dec 4	at New York	L	90	98	3-4	1-9	4-13	15,233	Warrick	19
Dec 6	at Boston	W	98	96	3-4	2-9	5-13	15,649	Atkins	19
Dec 8	at Milwaukee	L	94	100	3-4	2-10	5-14	14,836	Warrick	31
Dec 9	L.A. CLIPPERS	L	82	89	3-5	2-10	5-15	14,509	Miller	19
Dec 11	at New Jersey	L	92	105	3-5	2-11	5-16	12,111	Atkins	26
Dec 13	PORTLAND	L	79	85	3-6	2-11	5-17	13,221	Miller	20
Dec 15	ATLANTA	L	88	97	3-7	2-11	5-18	14,463	Atkins	18
Dec 16	at Miami	L	90	98	3-7	2-12	5-19	19,600	Miller, Warrick	20
Dec 18	SEATTLE	W	134	126(2ot)	4-7	2-12	6-19	12,423	Miller	29
Dec 20	at San Antonio	L	98	105	4-7	2-13	6-20	18,797	Miller	22
Dec 22	at NO/Oklia. City	L	97	100(ot)	4-7	2-14	6-21	18,097	Gasol	28
Dec 23	UTAH	L	97	100	4-8	2-14	6-22	14,793	Miller	9
Dec 26	at Washington	L	101	116	4-8	2-15	6-23	18,778	Johnson	23
Dec 27	MILWAUKEE	L	96	112	4-9	2-15	6-24	14,914	Gasol	29
Dec 30	TORONTO	W	110	104	5-9	2-15	7-24	15,119	Miller	27
Dec 31	at Houston	L	109	111	5-9	2-16	7-25	18,124	Miller	32
Jan 3	GOLDEN STATE	W	144	135	6-9	2-16	8-25	12,176	Miller	33
Jan 5	BOSTON	L	119	128	6-10	2-16	8-26	15,263	Miller, Gasol	24
Jan 7	SAN ANTONIO	L	96	110	6-11	2-16	8-27	15,227	Gasol	24
Jan 9	L.A. LAKERS	W	128	118	7-11	2-16	9-27	16,651	Miller, Gasol	25
Jan 12	MINNESOTA	L	110	116	7-12	2-16	9-28	16,119	Miller	23
Jan 13	at Chicago	L	66	111	7-12	2-17	9-29	22,104	Gasol	16
Jan 15	PHOENIX	L	122	137	7-13	2-17	9-30	18,119	Miller	25
Jan 17	PHILADELPHIA	W	118	102	8-13	2-17	10-30	14,681	Miller	30
Jan 20	at L.A. Clippers	L	91	112	8-13	2-18	10-31	17,672	Gasol	27
Jan 22	at Denver	L	88	115	8-13	2-19	10-32	19,155	Gasol	23
Jan 24	at Utah	W	132	130(ot)	8-13	3-19	11-32	19,714	Atkins	29
Jan 26	at San Antonio	L	96	112	8-13	3-20	11-33	18,332	Warrick	27
Jan 27	PORTLAND	L	132	135(2ot)	8-14	3-20	11-34	15,211	Miller	27
Jan 29	SACRAMENTO	W	124	117	9-14	3-20	12-34	12,396	Gasol	34
Jan 31	DALLAS	L	94	95	9-15	3-20	12-35	14,762	Miller	32
Feb 3	INDIANA	L	110	116	9-16	3-20	12-36	16,163	Gasol	30
Feb 6	HOUSTON	L	90	98	9-17	3-20	12-37	12,496	Gasol	30
Feb 7	at Dallas	L	97	113	9-17	3-21	12-38	20,263	Gasol	29
Feb 9	MINNESOTA	W	105	97(ot)	10-17	3-21	13-38	15,963	Gay	19
Feb 10	at NO/Oklia. City	L	99	114	10-17	3-22	13-39	17,139	Gasol	21
Feb 13	NO/Oklia. CITY	W	108	104	11-17	3-22	14-39	10,641	Miller	22
Feb 14	at Indiana	L	104	114	11-17	3-23	14-40	13,037	Gay	31
Feb 20	at Seattle	L	105	121	11-17	3-24	14-41	16,006	Miller	20
Feb 21	at Golden State	L	115	118(ot)	11-17	3-25	14-42	16,967	Miller	45
Feb 23	at Portland	W	103	102	11-17	4-25	15-42	14,875	Gasol	23
Feb 26	DENVER	L	107	111	11-18	4-25	15-43	14,736	Miller, Gasol	21
Feb 28	UTAH	L	88	104	11-19	4-25	15-44	15,117	Gasol	28
Mar 2	at Philadelphia	L	112	117(ot)	11-19	4-26				



# SEASON REVIEW

## 2005-06 MEMPHIS GRIZZLIES (49-33)



Back Row, L-R: Lionel Hollins, Scott Adubato, Jason Hamm, Mitchell Anderson, Eric Musselman, Mike Miller, Hakim Warrick, Lorenzen Wright, Jake Tsakalidis, Pau Gasol, Lawrence Roberts, Brian Cardinal, Shane Battier, Yusuf Boyd, Scott McCullough, Mike Curtis, Charles Sweeney, Dana Davis. Front Row, L-R: Eddie Jones, Anthony Roberson, Bobby Jackson, Mike Fratello, Chucky Atkins, Antonio Burks, Dahntay Jones.

Player	--Field Goals--		--3-Point FG--		--Free Throws--		--Rebounds--		PF		Dq		Stl		Blk		Pts		Avg				
	G	GS	Min	FG	FGA	Pct	FG	FGA	Pct	FT	FTA	Pct	Off	Def	Tot	Ast	PF	Dq	Stl	Blk	Pts	Avg	
Gasol	80	80	3135	600	1194	.503	3	12	.250	425	617	.689	191	522	713	371	184	1	46	235	153	1628	20.4
Miller	74	9	2268	354	760	.466	138	339	.407	168	210	.800	42	355	397	200	173	4	52	140	27	1014	13.7
E. Jones	75	75	2437	292	722	.404	133	374	.356	168	215	.781	35	244	279	177	201	2	131	93	27	885	11.8
Stoudamire	27	27	862	114	287	.397	36	104	.346	53	62	.855	23	72	95	128	49	0	19	55	1	317	11.7
Atkins	43	39	1161	160	399	.401	64	182	.352	107	132	.811	11	64	75	129	94	3	29	57	2	491	11.4
Jackson	71	15	1775	286	748	.382	129	332	.389	107	146	.733	44	179	223	195	155	2	61	101	1	808	11.4
Battier	81	81	2839	303	621	.488	65	165	.394	147	208	.707	164	265	429	136	223	3	92	90	114	818	10.1
Wright	78	58	1689	194	406	.478	0	2	0.000	66	117	.564	142	253	395	48	201	0	52	67	46	454	5.8
Tsakalidis	51	19	732	100	165	.606	0	0	---	57	87	.655	78	134	212	13	107	1	14	39	32	257	5.0
Warrick	68	2	724	101	228	.443	0	0	---	76	115	.661	43	101	144	30	113	0	14	56	21	278	4.1
D. Jones	71	4	967	109	263	.414	3	21	.143	60	93	.645	20	84	104	39	108	1	38	50	15	281	4.0
Cardinal	36	0	402	46	111	.414	13	29	.448	19	27	.704	11	44	55	33	65	0	23	27	0	124	3.4
Roberson	16	0	88	14	31	.452	5	10	.500	2	2	1.000	0	6	6	5	6	0	1	3	0	35	2.2
Burks	57	1	570	51	144	.354	1	6	.167	10	23	.435	4	33	37	76	45	0	20	36	0	113	2.0
Roberts	3	0	181	20	44	.455	0	2	0.000	11	23	.478	26	23	49	5	30	0	8	5	2	51	1.5
Thomas	3	0	25	2	2	1.000	0	0	---	0	0	---	0	0	0	1	3	0	0	2	1	4	1.3
<b>GRIZZLIES</b>	<b>82</b>		<b>19855</b>	<b>2746</b>	<b>6125</b>	<b>.448</b>	<b>590</b>	<b>1578</b>	<b>.374</b>	<b>1476</b>	<b>2077</b>	<b>.711</b>	<b>834</b>	<b>2379</b>	<b>3213</b>	<b>1586</b>	<b>1757</b>	<b>17</b>	<b>600</b>	<b>1134</b>	<b>442</b>	<b>7558</b>	<b>92.2</b>
<b>OPPONENTS</b>	<b>82</b>		<b>19855</b>	<b>2691</b>	<b>6172</b>	<b>.436</b>	<b>408</b>	<b>1223</b>	<b>.334</b>	<b>1465</b>	<b>1942</b>	<b>.754</b>	<b>927</b>	<b>2404</b>	<b>3331</b>	<b>1605</b>	<b>1867</b>	<b>14</b>	<b>597</b>	<b>1213</b>	<b>456</b>	<b>7255</b>	<b>88.5</b>

### QUICK FACTS

- The Memphis Grizzlies wrapped up the season with a 49-33 record (third in the Southwest Division), making the NBA Playoffs for the third consecutive year.
- Dallas swept Memphis, 4-0, in the first round of the 2006 NBA Playoffs.
- The Grizzlies held their opponents to an NBA-low 88.5 points per game.
- Forward **Mike Miller** named NBA Sixth Man of the Year after averaging 13.7 points, 5.4 rebounds and 2.7 assists in 74 games.
- Memphis shot a franchise-best 37.4 percent from three-point range.
- Pau Gasol** became the first NBA All-Star in franchise history and grabbed a game-high 12 rebounds.
- Gasol is named Western Conference Player of the Week twice (games played Feb. 27-March 2 and March 20-26).
- Gasol became the franchise's all-time leading rebounder on March 24 at New York, as he pulled down his 3,072nd rebound in a Grizzlies uniform.
- Gasol tied a franchise record by scoring 30-plus points in three consecutive games from March 24-28.

### NBA STATISTICAL RANKINGS

Category	Memphis	Opponents	Category	Memphis	Opponents
Points per game	92.2	27th	88.5	1st	
Field Goal Pct.	.448	20th	.436	6th	
Free Throw Pct.	.711	27th	.754	25th	
3-Pt. Field Goal Pct.	.374	8th	.334	2nd	
Offensive Rebounds Per Game	10.17	25th	11.30	16th	
Defensive Rebounds Per Game	29.01	T-21st	29.32	11th	
Rebounds Per Game	39.18	28th	40.62	14th	
Assists Per Game	19.34	22nd	19.57	10th	
Steals Per Game	7.32	10th	7.28	T-18th	
Turnovers Per Game	13.83	8th	14.79	18th	
Blocks Per Game	5.39	T-8th	5.56	29th	
Personal Fouls Per Game	21.43	7th	22.77	17th	
Disqualifications	17	T-11th	14	T-18th	
Points Per Game Differential	+3.7	6th			

## 2005-06 GAME BY GAME

Date	Opponent	Mem	Opp	Hm	Rd	Tot	Atten	Grizzlies Top Scorer	Grizzlies Top Rebounder	Opponent Top Scorer	
Nov 2	MIAMI	L	78	97	0-1	0-0	0-1	18,119	Gasol	26	
Nov 4	at Orlando	W	94	85	0-1	1-0	1-1	14,942	E. Jones	25	
Nov 5	CLEVELAND	W	113	106	1-1	1-0	2-1	17,368	Gasol	29	
Nov 8	SEATTLE	W	94	69	2-1	1-0	3-1	14,319	Gasol	20	
Nov 9	at Boston	L	98	99	2-1	1-1	3-2	15,086	E. Jones	20	
Nov 11	at Cleveland	L	70	89	2-1	1-2	3-3	16,554	E. Jones	15	
Nov 12	at Atlanta	W	85	84	2-1	2-2	4-3	15,949	Battier	22	
Nov 14	L.A. LAKERS	W	85	73	3-1	2-2	5-3	16,671	Gasol	20	
Nov 16	at Phoenix	W	115	103	3-1	3-2	6-3	15,808	Stoudamire	26	
Nov 19	at Utah	W	80	72	3-1	4-2	7-3	16,356	Miller	18	
Nov 20	at Denver	L	83	99	3-1	4-3	7-4	16,072	Gasol	24	
Nov 22	PORTLAND	L	87	95	3-2	4-3	7-5	14,555	Battier	21	
Nov 25	HOUSTON	W	86	81	4-2	4-3	8-5	18,119	Battier	20	
Nov 26	at Dallas	W	112	92	4-2	5-3	9-5	20,135	Gasol	36	
Nov 30	at Toronto	W	92	66	4-2	6-3	10-5	14,993	Stoudamire	19	
Dec 2	ORLANDO	W	91	69	5-2	6-3	11-5	13,913	Miller	25	
Dec 3	at Houston	W	90	75	5-2	7-3	12-5	17,135	Stoudamire	24	
Dec 6	NO/OKLAHOMA CITY	W	89	73	6-2	7-3	13-5	13,271	Gasol	29	
Dec 9	DALLAS	L	83	90	6-3	7-3	13-6	17,176	Miller	19	
Dec 10	at Indiana	L	66	80	6-3	7-4	13-7	16,043	Battier	13	
Dec 14	L.A. LAKERS	L	79	94	6-4	7-4	13-8	16,591	Miller	21	
Dec 17	PHOENIX	W	91	87	7-4	7-4	14-8	16,375	Gasol, Miller	14	
Dec 19	DETROIT	L	104	106	(2ot)	7-5	7-4	14-9	16,897	Gasol	32
Dec 21	PORTLAND	W	89	79	8-5	7-4	15-9	14,231	Gasol	26	
Dec 23	CHICAGO	W	95	77	9-5	7-4	16-9	15,917	Miller	27	
Dec 26	at Utah	L	102	105	(ot)	9-5	7-5	16-10	18,545	Gasol	32
Dec 28	at L.A. Lakers	W	100	99	(ot)	9-5	8-5	17-10	18,997	Stoudamire	25
Dec 30	at Portland	W	93	90	9-5	9-5	18-10	13,697	Miller	23	
Dec 31	at Seattle	W	100	96	9-5	10-5	19-10	16,567	E. Jones	22	
Jan 3	GOLDEN STATE	W	104	94	10-5	10-5	20-10	14,697	Gasol	23	
Jan 6	UTAH	W	87	65	11-5	10-5	21-10	17,019	Gasol	27	
Jan 7	at Chicago	L	82	111	11-5	10-6	21-11	20,378	Burks	18	
Jan 10	SACRAMENTO	W	99	85	12-5	10-6	22-11	14,081	Gasol	27	
Jan 13	NEW JERSEY	W	81	69	13-5	10-6	23-11	17,221	Miller	18	
Jan 14	at San Antonio	L	79	80	13-5	10-7	23-12	18,797	Gasol	26	
Jan 16	SAN ANTONIO	L	83	93	13-6	10-7	23-13	18,119	Gasol	25	
Jan 18	at NO/Oklahoma City	L	79	87	13-6	10-8	23-14	14,554	Miller	21	
Jan 20	at Philadelphia	L	86	89	(ot)	13-6	10-9	23-15	18,010	E. Jones	22
Jan 22	at Washington	W	93	82	13-6	11-9	24-15	14,914	Miller	30	
Jan 24	at Miami	L	82	94	13-6	11-10	24-16	19,600	Jackson	20	
Jan 25	MINNESOTA	W	107	87	14-6	11-10	25-16	16,813	Gasol	32	
Jan 27	at Detroit	L	89	95	14-6	11-11	25-17	22,076	Gasol	31	
Jan 28	NO/OKLAHOMA CITY	L	86	95	14-7	11-11	25-18	16,228	Gasol	25	
Jan 30	HOUSTON	W	86	77	15-7	11-11	26-18	16,371	Atkins	19	
Feb 1	DALLAS	L	80	81	15-8	11-11	26-19	15,817	Gasol	26	
Feb 4	at Milwaukee	L	78	88	15-8	11-12	26-20	17,894	Gasol	19	
Feb 7	at Sacramento	L	96	104	15-8	11-13	26-21	17,317	Jackson	24	
Feb 8	at Phoenix	L	102	108	15-8	11-14	26-22	17,801	Jackson	17	
Feb 10	at L.A. Clippers	L	87	91	15-8	11-15	26-23	17,182	Gasol, Battier	16	
Feb 11	at L.A. Lakers	W	100	99	15-8	12-15	27-23	18,997	Gasol	31	
Feb 13	at Golden State	W	81	79	15-8	13-15	28-23	17,023	Gasol	23	
Feb 15	SACRAMENTO	W	84	78	16-8	13-15	29-23	14,541	Gasol	24	
Feb 21	TORONTO	W	94	88	17-8	13-15	30-23	15,385	Gasol	21	
Feb 23	at Dallas	L	87	97	17-8	13-16	30-24	19,912	Jackson, Gasol	21	
Feb 24	SAN ANTONIO	L	80	83	17-9	13-16	30-25	18,119	Gasol	18	
Feb 26	at Minnesota	L	99	105	17-9	13-17	30-26	16,298	Gasol	23	
Feb 27	WASHINGTON	W	108	98	18-9	13-17	31-26	12,981	Gasol	39	
Mar 1	NEW YORK	W	101	99	19-9	13-17	32-26	14,678	Gasol	23	
Mar 5	at L.A. Clippers	W	102	86	19-9	14-17	33-26	16,796	Miller	20	
Mar 6	at Denver	L	101	115	19-9	14-18	33-27	15,242	Jackson	22	
Mar 8	at Seattle	W	99	74	19-9	15-18	34-27	15,521	Gasol	21	
Mar 10	at Sacramento	L	93	105	19-9	15-19	34-28	17,317	Gasol	26	
Mar 12	PHILADELPHIA	L	91	94	19-10	15-19	34-29	17,776	Tsakalidis	17	
Mar 14	BOSTON	W	93	76	20-10	15-19	35-29	14,271	Tsakalidis	19	
Mar 17	DENVER	W	116	102	21-10	15-19	36-29	17,222	Miller	41	
Mar 19	UTAH	W	90	84	22-10	15-19	37-29	14,116	Atkins	20	
Mar											





# SEASON REVIEW

## 2004-05 MEMPHIS GRIZZLIES (45-37)



Back Row, L-R: Eric Musselman, Mike Fratello, Lionel Hollins, John Welch, Mitchell Anderson, Ryan Humphrey, Stromell Swift, Pau Gasol, Jake Tsakalidis, Lorenzen Wright, Shane Battier, Brian Cardinal, James Posey, Scott McCullough, Yusuf Boyd, Mike Curtis, T.J. Zanin, Dana Davis. Front Row, L-R: Bonzi Wells, Antonio Burks, Jason Williams, Mike Miller, Earl Watson, Dahntay Jones, Andre Emmett.

Player	--Field Goals--		--3-Point FG--		--Free Throws--		--Rebounds--		FT		Off		Def		Tot		PF		Dq		Stl		TO		Blk		Pts		Avg					
	G	GS	Min	FG	FGA	Pct	FG	FGA	Pct	FT	FTA	Pct	Off	Def	Tot	Ast	PF	Dq	Stl	TO	Blk	Pts	Avg	Off	Def	Tot	Ast	PF	Dq	Pts	Avg			
Gasol	56	53	1790	357	695	.514	1	6	.167	282	367	.768	130	280	410	135	146	1	37	137	93	997	17.8	130	280	410	135	146	1	37	137	93	997	17.8
Miller	76	51	2278	387	766	.505	140	323	.433	108	150	.720	36	264	300	220	197	2	54	127	23	1022	13.4	36	264	300	220	197	2	54	127	23	1022	13.4
Wells	69	19	1489	272	617	.441	36	104	.346	141	188	.750	49	180	229	80	165	0	85	90	27	721	10.4	49	180	229	80	165	0	85	90	27	721	10.4
Williams	71	68	1952	266	644	.413	107	330	.324	80	101	.792	19	103	122	399	91	0	75	130	5	719	10.1	19	103	122	399	91	0	75	130	5	719	10.1
Swift	60	14	1279	219	488	.449	0	4	.000	166	219	.758	92	181	273	43	182	0	41	90	92	604	10.1	92	181	273	43	182	0	41	90	92	604	10.1
Battier	80	72	2516	271	613	.442	70	177	.395	180	228	.789	158	255	413	126	201	2	91	75	77	792	9.9	158	255	413	126	201	2	91	75	77	792	9.9
Wright	80	77	2287	320	683	.469	0	3	.000	131	198	.662	177	436	613	87	251	1	58	100	69	717	9.6	177	436	613	87	251	1	58	100	69	717	9.6
Cardinal	58	16	1433	160	432	.370	44	125	.352	158	181	.873	63	162	225	114	172	3	88	83	19	522	9.0	63	162	225	114	172	3	88	83	19	522	9.0
Posey	50	18	1382	127	356	.357	55	178	.309	96	111	.865	45	174	219	88	134	0	48	69	23	405	8.1	45	174	219	88	134	0	48	69	23	405	8.1
Watson	80	14	1808	236	554	.426	52	163	.319	91	138	.659	35	129	164	359	184	0	83	167	19	615	7.7	35	129	164	359	184	0	83	167	19	615	7.7
Jones	52	7	649	83	190	.437	23	60	.383	44	64	.688	11	58	69	21	81	0	13	29	11	233	4.5	11	58	69	21	81	0	13	29	11	233	4.5
Burks	24	0	219	28	60	.467	3	11	.273	14	19	.737	1	12	28	25	0	13	12	1	73	3.0	1	12	28	25	0	13	12	1	73	3.0		
Humphrey	35	0	317	42	103	.408	0	2	.000	18	37	.486	50	37	87	6	35	0	10	23	1	102	2.9	50	37	87	6	35	0	10	23	1	102	2.9
Tsakalidis	31	1	278	32	64	.500	0	0	---	14	18	.778	21	35	56	10	42	0	3	12	16	78	2.5	21	35	56	10	42	0	3	12	16	78	2.5
Emmett	8	0	28	2	6	.333	0	0	---	3	5	.600	0	2	2	0	4	0	0	1	0	7	0.9	0	2	2	0	4	0	0	1	0	7	0.9
GRIZZLIES	82	19705	2802	6271	447	531	1486	.357	1526	2024	.754	887	2307	3194	1716	910	9	699	1197	476	7661	93.4	887	2307	3194	1716	910	9	699	1197	476	7661	93.4	
OPPONENTS	82	19705	2684	6215	.432	426	1215	.351	1679	2179	.771	993	2387	3380	1633	1853	15	612	1303	476	7473	91.1	993	2387	3380	1633	1853	15	612	1303	476	7473	91.1	

### QUICK FACTS

- The Memphis Grizzlies made the playoffs for the second consecutive season with a 45-37 record, despite playing under three different head coaches.
- On Nov. 25, 2004, Grizzlies Head Coach **Hubie Brown** resigned and **Lionel Hollins** was named interim head coach for the second time.
- Mike Fratello** named head coach for the remainder of the season on Dec. 2.
- Phoenix swept Memphis 4-0 in the first round of the 2005 NBA Playoffs.
- The Grizzlies went 8-1 during the month of April, including a 5-0 home record, setting a franchise-record for best winning percentage and best record at home for a month.
- Mike Miller** shot a club-record 43.3 percent from beyond the arc.

### NBA STATISTICAL RANKINGS

Category	Memphis	Opponents	Category	Memphis	Opponents
Points per game	93.4	23rd	Assists Per Game	20.93	20th
Field Goal Pct.	.447	16th	Steals Per Game	8.52	5th
Free Throw Pct.	.754	19th	Turnovers Per Game	14.60	19th
3-Pt. Field Goal Pct.	.357	12th	Blocks Per Game	5.80	5th
Offensive Rebounds Per Game	10.82	T-25th	Personal Fouls Per game	23.29	22nd
Defensive Rebounds Per Game	28.13	28th	Disqualifications	9	4th
Rebounds Per Game	38.95	30th	Points Per Game Differential	+2.3	8th


## 2004-05 GAME BY GAME

Date	Opponent	Mem	Opp	Hm	Rd	Tot	Atten	Grizzlies Top Scorer	Grizzlies Top Rebounder	Opponent Top Scorer
Nov 3	WASHINGTON	L	91	103	0-1	0-0	0-1	18,119	Wells	19
Nov 5	HOUSTON	L	81	89	0-2	0-0	0-2	18,119	Gasol	21
Nov 6	at Dallas	L	88	112	0-2	0-1	0-3	19,796	Gasol	18
Nov 9	at Houston	L	87	90	0-2	0-2	0-4	11,568	Swift	18
Nov 10	L.A. LAKERS	W	110	87	1-2	0-2	1-4	18,119	Gasol	22
Nov 12	GOLDEN STATE	W	96	67	2-2	0-2	2-4	17,086	Gasol	14
Nov 14	at Seattle	L	113	118	2-2	0-3	2-5	12,302	Gasol	25
Nov 17	at Portland	W	101	82	2-2	1-3	3-5	14,176	Wells	25
Nov 19	at Sacramento	L	105	107	2-2	1-4	3-6	17,317	Swift	23
Nov 20	at Golden State	W	100	87	2-2	2-4	4-6	16,164	Swift	20
Nov 22	SAN ANTONIO	W	93	90	3-2	2-4	5-6	16,127	Battier	26
Nov 24	SEATTLE	L	84	93	3-3	2-4	5-7	15,542	Battier	12
Nov 26	at Minnesota	L	90	115	3-3	2-5	5-8	17,985	Miller	19
Nov 27	DALLAS	L	85	98	4-4	2-5	5-9	18,119	Miller	20
Nov 30	SACRAMENTO	L	93	98	3-5	2-5	5-10	14,192	Miller	25
Dec 1	at New York	L	82	90	3-5	2-6	5-11	17,858	Wells	16
Dec 3	PHILADELPHIA	W	94	86	4-5	2-6	6-11	16,806	Gasol	34
Dec 4	at Orlando	L	91	96	4-5	2-7	6-12	14,518	Gasol	20
Dec 7	NEW YORK	W	96	88	5-5	2-7	7-12	15,241	Watson	22
Dec 8	at Atlanta	W	97	89	5-5	3-7	8-12	7,271	Gasol	24
Dec 10	at Miami	L	84	92	5-5	3-8	8-13	19,600	Wright	18
Dec 11	DETROIT	W	72	68	6-5	3-8	9-13	18,119	Gasol	10
Dec 13	CLEVELAND	L	86	92	6-6	3-8	9-14	15,516	Gasol	19
Dec 15	CHICAGO	L	88	96	6-7	3-8	9-15	14,163	Gasol	24
Dec 17	NEW JERSEY	W	89	84	7-7	3-8	10-15	18,119	Williams	27
Dec 19	at L.A. Clippers	W	92	82	7-7	4-8	11-15	16,297	Gasol	20
Dec 20	at L.A. Lakers	W	82	72	7-7	5-8	12-15	18,997	Battier	17
Dec 22	at Golden State	L	99	109	7-7	5-9	12-16	15,389	Posey	22
Dec 23	at Phoenix	L	102	109	7-7	5-10	12-17	17,422	Miller	22
Dec 27	L.A. CLIPPERS	W	96	76	8-7	5-10	13-17	15,273	Gasol	26
Dec 29	BOSTON	W	117	109	9-7	5-10	14-17	18,119	Gasol	24
Jan 1	at Minnesota	W	104	95	9-7	6-10	15-17	16,577	Gasol	23
Jan 3	UTAH	W	92	82	10-7	6-10	16-17	14,293	Gasol	25
Jan 6	at Detroit	W	101	79	10-7	7-10	17-17	22,076	Wells	23
Jan 7	NEW ORLEANS	W	84	76	11-7	7-10	18-17	15,317	Gasol	20
Jan 11	INDIANA	L	85	86	11-8	7-10	18-18	16,171	Gasol	31
Jan 14	at Charlotte	W	109	89	11-8	8-10	19-18	17,447	Gasol	19
Jan 15	MILWAUKEE	W	101	82	12-8	8-10	20-18	17,539	Williams	25
Jan 17	HOUSTON	W	99	80	13-8	8-10	21-18	18,119	Swift	18
Jan 19	at Phoenix	W	88	79	13-8	9-10	22-18	18,422	Wells	16
Jan 21	at Denver	L	82	92	13-8	9-11	22-19	18,056	Wright	17
Jan 22	at Utah	W	110	94	13-8	10-11	23-19	19,707	Gasol	23
Jan 25	ORLANDO	W	95	83	14-8	10-11	24-19	16,173	Swift	18
Jan 26	at Cleveland	L	111	114	14-8	10-12	24-20	17,057	Miller	28
Jan 29	ATLANTA	W	84	83	15-8	10-12	25-20	18,119	Williams	23
Jan 31	at New Orleans	W	98	91	15-8	11-12	26-20	11,610	Swift, Wright	19
Feb 1	PHOENIX	W	108	97	16-8	11-12	27-20	16,637	Williams	19
Feb 3	L.A. CLIPPERS	L	103	106	16-9	11-12	27-21	14,697	Miller	16
Feb 8	MINNESOTA	W	108	96	17-9	11-12	28-21	16,169	Swift, Wright	18
Feb 9	at Philadelphia	W	98	95	17-9	12-12	29-21	14,499	Jones	23
Feb 11	PORTLAND	W	88	82	18-9	12-12	30-21	18,119	Swift	23
Feb 13	at Indiana	L	73	76	18-9	12-13	30-22	17,290	Wright	18
Feb 16	at Boston	L	88	90	18-9	12-14	30-23	13,078	Swift	19
Feb 23	at Washington	L	83	93	18-9	12-15	30-24	15,705	Miller	16
Feb 25	DENVER	L	94	97(ot)	18-10	12-15	30-25	18,119	Cardinal	28
Feb 26	at San Antonio	W	84	82	18-10	13-15	31-25	18,797	Wright	19
Mar 1	GOLDEN STATE	W	99	97	19-10	13-15	32-25	14,209	Battier	25
Mar 4	TORONTO	W	86	75	20-10	13-15	33-25	18,119	Battier	33
Mar 7	at L.A. Clippers	W	105	102	20-10	14-15	34-25	15,754	Wright	23
Mar 8	at Sacramento	L	82	85	20-10	14-16	34-26	17,317	Cardinal	15
Mar 11	at Utah	W	94	82	20-10	15-16	35-26	18,468	Miller	24
Mar 12	at Portland	L	66	80	20-10	15-17	35-27	17,553	Wright	21
Mar 14	PORTLAND	W	104	83	21-10	15-17	36-27	16,165	Wright	27
Mar 16	at New Orleans	W	88	82	21-10	16-17	37-27	14,164	Posey	20
Mar 18	MINNESOTA	W	8							



# SEASON REVIEW

## 2003-04 MEMPHIS GRIZZLIES (50-32)



Back Row, L-R: Brendan Brown, Hal Wissel, John Welch, Lionel Hollins, Tony Barone, Sr., Ryan Humphrey, Mike Miller, Stromile Swift, Lorenzen Wright, Jake Tsakalidis, Pau Gasol, Bo Outlaw, James Posey, Bonzi Wells, Scott McCullough, Yusuf Boyd, Dana Davis, T.J. Zanin, Mike Curtis. Front Row, L-R: Theron Smith, Earl Watson, Jason Williams, Hubie Brown, Shane Battier, Troy Bell, Dahntay Jones.

Player	--Field Goals--			--3-Point FG--			--Free Throws--			--Rebounds--			PF	Dq	Stl	TO	Blk	Pts	Avg				
	G	GS	Min	FG	FGA	Pct	FG	FGA	Pct	FT	FTA	Pct								Off	Def	Tot	Ast
Gasol	78	78	2458	506	1049	.482	4	15	.267	365	511	.714	206	394	600	198	185	1	44	187	132	1381	17.7
Posey	82	82	2451	368	770	.478	112	290	.386	278	335	.830	92	311	403	122	248	5	137	112	40	1126	13.7
Wells	59	17	1468	295	675	.437	21	61	.344	117	156	.750	57	142	199	104	159	2	71	129	16	728	12.3
Miller	65	65	1770	270	616	.438	80	215	.372	102	141	.723	42	174	216	232	162	3	59	107	14	722	11.1
Williams	72	68	2115	290	713	.407	120	364	.330	82	98	.837	25	122	147	492	97	0	92	136	5	782	10.9
Swift	77	10	1528	268	571	.469	1	4	.250	190	262	.725	141	237	378	38	188	4	56	88	118	727	9.4
Wright	65	46	1674	257	586	.439	0	5	.000	96	131	.733	144	301	445	71	192	4	45	77	58	610	9.4
Battier	79	1	1947	242	543	.446	65	186	.349	120	164	.732	102	201	303	101	187	1	101	56	58	669	8.5
Watson	81	14	1669	172	464	.371	26	106	.245	90	138	.652	49	129	178	402	175	3	91	146	19	460	5.7
Person	16	0	284	33	107	.308	11	43	.256	6	8	.750	2	16	18	23	11	0	5	16	2	83	5.2
Outlaw	82	1	1606	159	312	.510	0	4	.000	61	116	.526	125	217	342	90	170	0	73	69	70	379	4.6
Tsakalidis	40	28	533	67	133	.504	0	0	---	36	61	.590	37	91	128	18	79	1	9	23	22	170	4.3
Smith	20	0	178	16	43	.372	6	12	.500	6	8	.750	13	28	41	7	18	0	5	14	5	44	2.2
Bell	6	0	34	4	18	.222	0	4	.000	3	3	1.000	3	1	4	4	6	0	1	6	0	11	1.8
Jones	20	0	154	15	53	.283	1	4	.250	5	11	.455	7	16	23	12	23	0	5	12	6	36	1.8
Humphrey	2	0	11	1	4	.250	0	1	.000	0	0	---	2	1	3	1	3	0	1	2	0	2	1.0
<b>GRIZZLIES</b>	<b>82</b>	<b>19880</b>	<b>2963</b>	<b>6657</b>	<b>.445</b>	<b>447</b>	<b>1314</b>	<b>.340</b>	<b>1557</b>	<b>2143</b>	<b>.727</b>	<b>1047</b>	<b>2381</b>	<b>3428</b>	<b>1915</b>	<b>1903</b>	<b>24</b>	<b>795</b>	<b>1226</b>	<b>565</b>	<b>7930</b>	<b>96.7</b>	
<b>OPPONENTS</b>	<b>82</b>	<b>19880</b>	<b>2859</b>	<b>6550</b>	<b>.436</b>	<b>369</b>	<b>1091</b>	<b>.338</b>	<b>1643</b>	<b>2150</b>	<b>.764</b>	<b>1099</b>	<b>2508</b>	<b>3607</b>	<b>1674</b>	<b>1891</b>	<b>26</b>	<b>673</b>	<b>1395</b>	<b>461</b>	<b>7730</b>	<b>94.3</b>	

### QUICK FACTS

- The Memphis Grizzlies posted a franchise-record 50 wins, including a club-high 31 home victories.
- The Grizzlies made their NBA Playoff debut vs. San Antonio, a 4-0 Spurs sweep.
- Memphis improved a team-record 22 games from the previous season.
- The team won a franchise-best eight consecutive games from Jan. 11-25, 2004.
- Hubie Brown** named NBA Coach of the Year on April 21, while **Jerry West** was honored as NBA Executive of the Year on May 18.
- On Dec. 13 vs. New Jersey, the Grizzlies defeated the Nets by a franchise-best 47 points, 110-63.
- The team set single-season records in total rebounds (3,428) and blocks (565).
- The club recorded a 25-3 mark when scoring 100-plus points and set a franchise-record by going 5-0 in overtime games.

### NBA STATISTICAL RANKINGS

Category	Memphis	Opponents	Category	Memphis	Opponents
Points per game	96.7	7th	Assists Per Game	9.7	5th
Field Goal Pct.	.445	8th	Steals Per Game	9.7	1st
Free Throw Pct.	.727	24th	Turnovers Per Game	14.65	16th
3-PT. Field Goal Pct.	.340	20th	Blocks Per Game	6.89	2nd
Offensive Rebounds Per Game	12.77	9th	Personal Fouls Per game	23.21	27th
Defensive Rebounds Per Game	29.04	25th	Disqualifications	24	27th
Rebounds Per Game	41.8	17th	Points Per Game Differential	+2.2	9th

## 2003-04 GAME BY GAME


Date	Opponent	Mem	Opp	Hm	Rd	Tot	Atten	Grizzlies Top Scorer	Grizzlies Top Rebounder	Opponent Top Scorer			
Oct 31	BOSTON	L	91	93	0-1	0-0	0-1	16,178	Swift	18	Baker	24	
Nov 1	at Houston	W	79	71	0-1	1-0	1-1	13,051	Wright	21	Francis, Yao	19	
Nov 3	SAN ANTONIO	W	88	80	1-1	1-0	2-1	12,821	Swift	14	Ginobili, Nesterovic	13	
Nov 5	at Portland	L	87	93	1-1	1-1	2-2	14,634	Gasol, Miller	19	Posey	7	
Nov 7	at Phoenix	L	88	96	1-1	1-2	2-3	16,845	Gasol	23	Wright	20	
Nov 8	at Utah	L	89	96	1-1	1-3	2-4	18,468	Posey	17	Gasol	12	
Nov 10	L.A. LAKERS	W	105	95	2-1	1-3	3-4	19,351	Gasol	22	O'Neal	25	
Nov 12	at Orlando	W	107	97	2-1	2-3	4-4	13,208	Gasol	28	McGrady	36	
Nov 15	DALLAS	W	108	101	3-1	2-3	5-4	16,195	Miller	22	Gasol	16	
Nov 19	DETROIT	L	92	99	3-2	2-3	5-5	13,340	Miller, Wright	18	Gasol	12	
Nov 21	at Seattle	W	98	97	3-2	3-3	6-5	13,271	Williams	28	Gasol	9	
Nov 23	at L.A. Lakers	L	89	121	3-2	3-4	6-6	18,997	Battier	18	Miller	10	
Nov 25	at Sacramento	L	89	109	3-2	3-5	6-7	17,317	Gasol	21	Gasol	10	
Nov 28	MINNESOTA	L	98	102	3-3	3-5	6-8	16,741	Williams	24	Gasol	12	
Nov 29	at Cleveland	W	122	115	2	3-3	4-5	7-8	18,102	Gasol	37	Battier	12
Dec 1	at Boston	W	96	89	3-3	5-5	8-8	12,478	Gasol	19	Wright	13	
Dec 3	at New Jersey	W	96	93	3-3	6-5	9-8	13,617	Gasol, Posey	19	Gasol, Posey	6	
Dec 5	WASHINGTON	W	92	77	4-3	6-5	10-8	11,737	Gasol	17	Gasol	12	
Dec 7	PORTLAND	W	93	79	5-3	6-5	11-8	11,538	Gasol, Miller	17	Gasol	12	
Dec 10	ATLANTA	W	103	90	6-3	6-5	12-8	10,527	Miller	22	Gasol	10	
Dec 12	at Miami	L	88	91	6-3	6-6	12-9	14,429	Posey	19	Watson	8	
Dec 13	NEW JERSEY	W	110	63	7-3	6-6	13-9	16,189	Wells	22	Gasol	9	
Dec 15	at San Antonio	L	67	78	7-3	6-7	13-10	14,524	Wells	12	Gasol	8	
Dec 16	SACRAMENTO	W	105	100	8-3	6-7	14-10	11,210	Gasol	22	Wright	13	
Dec 19	MIAMI	W	97	83	9-3	6-7	15-10	13,869	Miller	18	Swift	8	
Dec 20	at New Orleans	L	89	94	9-3	6-8	15-11	14,320	Wells	18	Swift	11	
Dec 22	at Denver	L	99	106	9-3	6-9	15-12	16,155	Gasol	24	Gasol, Battier	14	
Dec 23	at Sacramento	L	97	114	9-3	6-10	15-13	17,317	Gasol	23	Gasol	10	
Dec 26	NEW YORK	L	94	98	9-4	6-10	15-14	16,344	Gasol	20	Wright	13	
Dec 27	at Dallas	L	98	104	9-4	6-11	15-15	20,059	Wells	30	Wright	12	
Dec 29	at Indiana	L	86	94	9-4	6-12	15-16	18,345	Gasol	20	Gasol	8	
Dec 30	SEATTLE	L	99	105	9-5	6-12	15-17	15,127	Gasol	32	Gasol	11	
Jan 2	UTAH	W	100	88	10-5	6-12	16-17	13,041	Wells	21	Wright	11	
Jan 3	ORLANDO	W	112	103	11-5	6-12	17-17	15,722	Gasol, Miller	17	Swift	15	
Jan 9	at Seattle	L	116	122	11-5	6-13	17-18	15,408	Posey	25	Wright	10	
Jan 11	at L.A. Clippers	W	108	107	11-5	7-13	18-18	13,618	Swift	24	Wright	9	
Jan 12	at Golden State	W	115	113	12-5	8-13	19-18	13,722	Miller	24	Battier	10	
Jan 15	CHICAGO	W	108	93	11-5	8-13	20-18	12,239	Posey	23	Gasol	8	
Jan 17	at Philadelphia	W	91	87	12-5	9-13	21-18	20,054	Gasol	16	Wright	11	
Jan 19	HOUSTON	W	88	83	13-5	9-13	22-18	18,619	Gasol	24	Gasol	11	
Jan 21	L.A. LAKERS	W	88	82	14-5	9-13	23-18	19,351	Miller	18	Payton	23	
Jan 23	SACRAMENTO	W	109	95	15-5	9-13	24-18	17,119	Miller	27	Wright	6	
Jan 25	DENVER	W	106	88	16-5	9-13	25-18	17,284	Wells	17	Wright	6	
Jan 28	PORTLAND	L	76	88	16-6	9-13	25-19	11,472	Wells	20	Gasol	11	
Jan 30	UTAH	L	79	85	16-7	9-13	25-20	13,203	Posey	24	Swift	8	
Jan 31	at Detroit	L	78	80	16-7	9-14	25-21	22,076	Gasol	18	Gasol	10	
Feb 2	GOLDEN STATE	W	106	101	17-7	9-14	26-21	10,229	Gasol, Wright	18	Outlaw	8	
Feb 4	at Washington	W	103	101	17-7	10-14	27-21	12,531	Posey	31	Wright, Outlaw	7	
Feb 6	MILWAUKEE	W	105	85	18-7	10-14	28-21	15,433	Gasol	27	Gasol	12	
Feb 8	at Minnesota	W	99	98	18-7	11-14	29-21	19,179	Gasol	27	Gasol	6	
Feb 9	at Denver	L	83	86	18-7	11-15	29-22	15,316	Battier	13	Posey	8	
Feb 11	L.A. CLIPPERS	W	110	102	19-7	11-15	30-22	11,189	Gasol	22	Wright	10	
Feb 17	DALLAS	W	109	92	20-7	11-15	31-22	14,742	Posey	19	Battier	9	
Feb 20	PHOENIX	W	97	92	21-7	11-15	32-22	15,710	Posey	18	Gasol	10	
Feb 21	at Chicago	W	105	98	21-7	12-15	33-22	22,076	Posey	27	Wright, Gasol	9	
Feb 23	DENVER	W	109	106	22-7	12-15	34-22	13,423	Gasol	25	Posey	8	
Feb 25	GOLDEN STATE	L	92	99	22-8	12-15	34-23	11,397	Posey	25	Posey	10	
Feb 27	at Milwaukee	L	104	106	22-8	12-16	34-24	18,289	Posey	25	Posey	10	
Feb 28	NEW ORLEANS	W	97	92	23-8	12-16	35-24	18,373	Posey	24	Gasol	9	
Mar 1	at San Antonio	W	81	80	23-8	13-16	36-24	16,705	Watson	13	Posey	9	
Mar 3	at Portland	W	97	88	23-8	14-16	37-24	16,511	Wells	28	Gasol	11	
Mar 6	at L.A. Clippers	W	98	92	23-8	15-16	38-24	15,481	Posey	15	Outlaw	11	
Mar 7	at Golden State	W											





# SEASON REVIEW

## 2002-03 MEMPHIS GRIZZLIES (28-54)



Back Row, L-R: Tony Barone, Sr., John Welch, Brendan Brown, Hal Wissel, Lionel Hollins, Ryan Humphrey, Robert Archibald, Lorenzen Wright, Pau Gasol, Cezary Trybanski, Stromile Swift, Mike Batiste, Mike Miller, Yusuf Boyd, Mike Douglas, T.J. Zanin, Mike Curtis, Scott McCullough. Front Row, L-R: Brevin Knight, Chris Owens, Jason Williams, Hubie Brown, Shane Battier, Wesley Person, Earl Watson.

Player	--Field Goals--			--3-Point FG--			--Free Throws--			--Rebounds--			--Other--			Pts	Avg						
	G	GS	Min	FG	FGA	Pct	FG	FGA	Pct	FT	FTA	Pct	Off	Def	Tot			Stl	TO	Bk			
Gasol	82	82	2948	569	1116	.510	1	10	.100	416	565	.736	192	528	720	229	220	3	34	213	148	1555	19.0
Miller	16	13	360	77	151	.510	22	44	.500	29	36	.806	6	49	55	31	34	1	6	26	5	205	12.8
Williams	76	76	2407	333	859	.388	143	404	.354	110	131	.840	25	187	212	631	130	0	91	168	10	919	12.1
Gooden	51	29	1329	255	576	.443	14	46	.304	92	132	.697	105	190	295	63	121	1	38	105	2	616	12.1
Wright	70	49	1982	325	716	.454	0	5	.000	147	223	.659	170	358	528	80	209	7	51	110	54	797	11.4
Giricek	49	35	1187	207	478	.433	46	130	.354	88	107	.822	18	90	108	70	104	0	22	94	6	547	11.2
Person	66	44	1941	274	601	.456	100	231	.433	79	97	.814	24	168	192	112	64	0	42	56	19	728	11.0
Battier	78	47	2383	275	569	.483	86	216	.398	120	145	.828	128	217	345	105	207	0	102	68	88	756	9.7
Swift	67	26	1478	235	489	.481	0	2	.000	177	245	.722	114	270	384	45	152	3	55	99	104	647	9.7
Batiste	75	2	1248	197	467	.422	18	81	.222	69	88	.784	82	175	257	52	120	1	42	69	16	481	6.4
Watson	79	2	1366	170	391	.435	31	91	.341	62	86	.721	46	118	164	225	138	0	89	88	14	433	5.5
Dickerson	6	1	87	10	24	.417	4	11	.364	5	5	1.000	1	5	6	8	16	0	5	6	1	29	4.8
Owens	1	0	6	2	3	.667	0	0	---	0	0	---	0	1	0	0	0	0	1	0	0	4	4.0
Knight	55	4	928	97	228	.425	2	8	.250	20	37	.541	15	66	81	233	123	0	69	94	2	216	3.9
Humphrey	13	0	122	12	35	.343	0	0	---	5	11	.455	4	26	30	4	18	0	5	2	2	29	2.2
Archibald	12	0	82	6	20	.300	0	0	---	7	18	.389	6	11	17	3	9	0	0	7	3	19	1.6
Trybanski	15	0	76	5	20	.250	0	0	---	4	10	.400	6	8	14	1	13	0	0	8	6	14	0.9
<b>GRIZZLIES</b>	<b>82</b>	<b>19930</b>	<b>3049</b>	<b>6743</b>	<b>452</b>	<b>467</b>	<b>1279</b>	<b>.365</b>	<b>1430</b>	<b>1936</b>	<b>.739</b>	<b>943</b>	<b>2466</b>	<b>3409</b>	<b>1892</b>	<b>1678</b>	<b>16</b>	<b>651</b>	<b>1262</b>	<b>500</b>	<b>7995</b>	<b>97.5</b>	
<b>OPPONENTS</b>	<b>82</b>	<b>19930</b>	<b>3224</b>	<b>7008</b>	<b>.460</b>	<b>431</b>	<b>1188</b>	<b>.363</b>	<b>1381</b>	<b>1819</b>	<b>.759</b>	<b>1126</b>	<b>2555</b>	<b>3681</b>	<b>1991</b>	<b>1782</b>	<b>21</b>	<b>714</b>	<b>1213</b>	<b>430</b>	<b>8260</b>	<b>100.7</b>	

### QUICK FACTS

- In only their second season in Memphis, the Grizzlies finished with a then club-record 28 wins, ranking sixth in the Midwest Division.
- Hubie Brown** replaced **Sidney Lowe** as head coach eight games into the season on Nov. 12.
- Memphis completed a four-player trade with Orlando, acquiring 2000-01 NBA Rookie of the Year **Mike Miller** and **Ryan Humphrey** and two draft picks in exchange for **Drew Gooden** and **Gordan Giricek** on Feb. 19.
- Jason Williams** tied a franchise record by dishing out 10-plus assists in 4 straight games from March 13-24.
- The Grizzlies lost their first 13 games, the worst start in franchise history.

### NBA STATISTICAL RANKINGS

Category	Memphis	Opponents	Category	Memphis	Opponents
Points per game	97.5	8th	Assists Per Game	23.07	6th
Field Goal Pct.	.452	8th	Steals Per Game	7.94	14th
Free Throw Pct.	.739	24th	Turnovers Per Game	15.39	20th
3-Pl. Field Goal Pct.	.365	7th	Blocks Per Game	6.10	4th
Offensive Rebounds Per Game	11.50	20th	Personal Fouls Per Game	20.46	6th
Defensive Rebounds Per Game	30.07	15th	Disqualifications	16	17th
Rebounds Per Game	41.57	19th	Points Per Game Differential	-3.2	22nd


## 2002-03 GAME BY GAME

Date	Opponent	Mem	Opp	Hm	Rd	Tot	Atten	Grizzlies Top Scorer	Grizzlies Top Rebounder	Opponent Top Scorer	
Oct 30	DALLAS	L	108	119	0-1	0-0	16,638	Giricek	Gasol	29	
Nov 1	at Detroit	L	86	109	0-1	0-1	18,113	Gooden, Gasol	21	Gooden	
Nov 2	SACRAMENTO	L	99	116	0-2	0-1	17,112	Gasol	20	Gasol, Swift	
Nov 4	SAN ANTONIO	L	101	103(ot)	0-3	0-1	14,226	Gasol	22	Battier, Swift	
Nov 6	at Portland	L	88	94	0-3	0-2	0-5	19,067	Gasol	23	Swift
Nov 8	at Sacramento	L	91	99	0-3	0-3	0-6	17,317	Gooden	23	Swift
Nov 9	at Denver	L	73	84	0-3	0-4	0-7	16,179	Gasol	21	Gooden
Nov 11	GOLDEN STATE	L	101	108	0-4	0-4	0-8	10,112	Gasol	24	Gooden
Nov 15	MINNESOTA	L	95	99	0-5	0-4	0-9	14,871	Giricek	25	Swift
Nov 16	at Chicago	L	93	111	0-5	0-5	0-10	20,653	Williams	18	Gooden
Nov 19	at Minnesota	L	106	110(ot)	0-5	0-6	0-11	13,332	Williams	14	Swift
Nov 20	PHILADELPHIA	L	88	95	0-6	0-6	0-12	17,197	Gooden	21	Swift
Nov 22	at San Antonio	L	86	95	0-6	0-7	0-13	16,636	Batiste	18	Batiste, Watson
Nov 23	WASHINGTON	W	85	74	1-6	0-7	1-13	19,351	Watson	17	Gasol
Nov 27	SEATTLE	W	117	99	2-6	0-7	2-13	13,729	Williams	28	Gooden
Nov 29	L.A. LAKERS	L	106	112(ot)	2-7	0-7	2-14	19,351	Gasol	24	Gooden
Dec 1	TORONTO	L	87	92	2-8	0-7	2-15	13,213	Battier	14	Gasol
Dec 3	at L.A. Lakers	L	91	101	2-8	0-8	2-16	18,512	Wright	17	Gasol
Dec 4	at Phoenix	L	85	98	2-8	0-9	2-17	12,939	Giricek	18	Gasol
Dec 6	at Utah	L	71	104	2-8	0-10	2-18	17,966	Swift	16	Gasol
Dec 8	PHOENIX	W	102	94	3-8	0-10	3-18	12,469	Gasol	21	Gasol
Dec 10	at Miami	W	107	96	3-8	1-10	4-18	14,558	Gooden	25	Gooden
Dec 11	DENVER	W	96	93	4-8	1-10	5-18	11,889	Gasol	18	Gasol
Dec 13	HOUSTON	W	114	109(ot)	5-8	1-10	6-18	15,186	Gasol	29	Gasol
Dec 14	at Dallas	L	87	104	5-8	1-11	6-19	19,732	Giricek	17	Swift, Wright
Dec 16	GOLDEN STATE	W	104	91	6-8	1-11	7-19	12,447	Gasol, Giricek	18	Wright
Dec 18	at Washington	L	100	118	6-8	1-12	7-20	20,173	Gasol	25	Wright
Dec 20	MILWAUKEE	W	95	84	7-8	1-12	8-20	12,642	Person	23	Gasol
Dec 22	UTAH	L	74	103	7-9	1-12	8-21	15,478	Battier	11	Wright
Dec 27	ORLANDO	W	99	86	8-9	1-12	9-21	19,047	Gasol	18	Gasol
Dec 31	at Boston	L	89	96	8-9	1-13	9-22	17,080	Gasol	18	Wright
Jan 3	L.A. CLIPPERS	W	116	111	9-9	1-13	10-22	14,789	Giricek	31	Gasol, Wright
Jan 6	NEW ORLEANS	W	106	102	10-9	1-13	11-22	12,809	Williams	28	Wright
Jan 8	at L.A. CLIPPERS	L	95	103	10-9	1-14	11-23	14,842	Gasol	23	Gasol, Wright
Jan 10	at Phoenix	L	90	96	10-9	1-15	11-24	15,005	Gasol	22	Gasol
Jan 12	at Sacramento	L	98	106	10-9	1-16	11-25	17,317	Gasol	26	Gasol
Jan 13	at Golden State	W	110	108	10-9	2-16	12-25	11,536	Gasol	23	Wright
Jan 15	at Portland	L	92	100	10-9	2-17	12-26	18,114	Gasol	19	Wright
Jan 17	at Seattle	L	97	103(ot)	10-9	2-18	12-27	14,176	Wright, Gasol	21	Gasol
Jan 20	PORTLAND	L	87	99	10-10	2-18	12-28	19,894	Wright	22	Wright
Jan 22	at San Antonio	W	98	93	10-10	3-18	13-28	17,126	Gasol	28	Gasol
Jan 23	SACRAMENTO	L	98	104	10-11	3-18	13-29	17,973	Gasol	24	Gasol
Jan 25	SEATTLE	L	83	95	10-12	3-18	13-30	13,228	Gasol	25	Wright
Jan 27	HOUSTON	L	95	100	10-13	3-18	13-31	12,352	Gasol	26	Gooden, Wright
Jan 31	NEW YORK	L	102	108	10-14	3-18	13-32	17,643	Gasol	32	Gasol, Wright
Feb 2	at Denver	L	78	93	10-14	3-19	13-33	13,274	Gooden	16	Gasol
Feb 3	at Golden State	L	91	101	10-14	3-20	13-34	10,137	Gasol	20	Battier
Feb 5	at Utah	L	84	105	10-14	3-21	13-35	19,473	Giricek	17	Wright
Feb 12	NEW JERSEY	W	97	90	11-14	3-21	14-35	12,486	Watson	21	Battier, Gasol, Watson
Feb 14	DALLAS	L	103	110	11-15	3-21	14-36	15,924	Gasol	25	Gasol
Feb 16	at Milwaukee	W	101	95	11-15	4-21	15-36	17,193	Gasol	19	Gasol
Feb 18	INDIANA	W	108	103(ot)	12-15	4-21	16-36	12,143	Gasol	24	Gasol
Feb 21	at New Orleans	L	123	125(ot)	12-15	4-22	16-37	16,591	Miller	23	Wright
Feb 22	at Houston	L	82	93	12-15	4-23	16-38	13,875	Wright	24	Wright
Feb 24	UTAH	W	103	92	13-15	4-23	17-38	13,317	Person	27	Gasol
Feb 26	at Philadelphia	L	107	111	13-15	4-24	17-39	19,568	Gasol	32	Gasol
Feb 28	MIAMI	W	126	116(ot)	14-15	4-24	18-39	19,351	Gasol	25	Person
Mar 1	at Dallas	L	87	1							



# SEASON REVIEW

## 2001-02 MEMPHIS GRIZZLIES (23-59)



Back Row, L-R: Dana Davis, Scott McCullough, Tom Penn, Billy Knight, Rob Hackett, Dick Versace, Rodney Buford, Shane Battier, Grant Long, Pau Gasol, Lorenzen Wright, Antonis Fotsis, Tony Massenburg, Stromile Swift, Scott Roth, Mitchell Anderson, Bob Staak, Michael Adams, Michael Douglas. Front Row, L-R: Brevin Knight, Will Solomon, Jason Williams, Michael Heisley, Sidney Lowe, Nick Anderson, Michael Dickerson, Eddie Gill.

Player	--Field Goals--					--3-Point FG--			--Free Throws--			--Rebounds--					Pts	Avg					
	G	GS	Min	FG	FGA	Pct	FG	FGA	Pct	FT	FTA	Pct	Off	Def	Tot	Ast			PF	Dq	Stl	TO	Blk
Gasol	82	79	3007	551	1064	.518	1	5	.200	338	477	.709	238	492	730	223	195	2	41	224	169	1441	17.6
Williams	65	65	2236	376	985	.382	127	430	.295	80	101	.792	22	173	195	519	102	0	111	214	7	959	14.8
Battier	78	78	3097	412	961	.429	103	276	.373	198	283	.700	180	238	418	216	215	2	121	155	81	1125	14.4
Wright	43	33	1251	223	486	.459	0	2	.000	70	123	.569	130	275	405	44	126	0	30	72	23	516	12.0
Swift	68	14	1805	293	611	.480	0	3	.000	217	305	.711	161	269	430	50	178	3	53	122	113	803	11.8
Dickerson	4	4	124	15	48	.313	8	21	.381	5	6	.833	3	9	12	9	12	0	3	8	1	43	10.8
Buford	63	21	1769	258	593	.435	17	70	.243	58	80	.725	52	220	272	71	110	1	42	63	12	591	9.4
Knight	53	11	1151	141	334	.422	2	8	.250	87	115	.757	11	98	109	302	135	1	79	111	7	371	7.0
Long	66	56	1868	164	385	.426	3	17	.176	86	123	.699	31	200	231	136	123	0	63	103	12	417	6.3
Massenburg	73	31	1247	159	349	.456	1	1	1.000	84	117	.718	100	224	324	26	174	2	30	65	31	403	5.5
Solomon	62	4	872	113	331	.341	46	162	.284	49	73	.671	12	56	68	92	76	0	35	62	7	321	5.2
Gill	23	5	384	39	92	.424	7	22	.318	31	39	.795	7	21	28	49	38	0	11	34	3	116	5.0
Anderson	15	0	219	21	76	.276	13	48	.271	5	9	.556	1	32	33	14	17	0	6	14	6	60	4.0
Fotsis	28	1	320	42	104	.404	7	23	.304	17	20	.850	25	37	62	10	22	0	9	21	11	108	3.9
GRIZZLIES	82		19780	2851	6535	.436	336	1096	.307	1334	1883	.708	984	2413	3397	1785	1571	11	646	1344	488	7372	89.9
OPPONENTS	82		19780	3119	6829	.457	398	1112	.358	1346	1788	.753	1135	2560	3695	1961	1784	12	781	1207	457	7982	97.3

### QUICK FACTS

- On July 3, 2001, the NBA Board of Governors officially approved the move of the Grizzlies from Vancouver, B.C. to Memphis, Tennessee.
- In the franchise's first season in Memphis, the Grizzlies finished with a 23-59 record, tying the most wins in franchise history.
- The club earned its first win in the city of Memphis with a 98-83 victory on Nov. 17 vs. Cleveland.
- Pau Gasol** named NBA Rookie of the Year after averaging 17.6 points, 8.9 rebounds and 2.06 blocks in 82 games, and won Rookie of the Month on three occasions (November, January, March).
- Shane Battier** joined Gasol on the NBA All-Rookie First Team after posting 14.4 points and 5.4 rebounds in 78 games.
- The Grizzlies completed their biggest comeback in franchise history on March 25, 2002 at Portland, rallying from 25 points down to win 103-100.
- Jason Williams** dished out a franchise-best 19 assists on March 30 vs. Golden State.
- Gasol blocks 169 shots, setting the Grizzlies single-season record.
- Lorenzen Wright** grabbed single-game high 26 rebounds on Nov. 4 vs. Dallas.
- On Jan. 29, 2002, the Grizzlies first-ever draft selection, **Bryant Reeves**, retired due to chronic back pain.

### NBA STATISTICAL RANKINGS

Category	Memphis	Opponents	Category	Memphis	Opponents
Points Per Game	89.9	27th	97.3	21st	
Field Goal Pct.	.436	21st	.457	23rd	
Free Throw Pct.	.708	28th	.753	18th	
3-Pt Field Goal Pct.	.307	28th	.358	19th	
Offensive Rebounds Per Game	12.00	16th	13.84	29th	
Defensive Rebounds Per Game	29.43	21st	31.22	25th	
Rebounds Per Game	41.43	24th	45.06	27th	
Assists Per Game	21.77	16th	23.91	25th	
Steals Per Game	7.88	16th	9.52	29th	
Turnovers Per Game	16.39	27th	14.72	13th	
Blocks Per Game	5.95	7th	5.57	20th	
Personal Fouls Per Game	19.16	3rd	21.76	10th	
Disqualifications	11	11th	12	18th	
Points Per Game Differential	-7.3	28th			

## 2001-02 GAME BY GAME

Date	Opponent	Mem	Opp	Hm	Rd	Tot	Atten	Grizzlies Top Scorer	Grizzlies Top Rebounder	Opponent Top Scorer	
Nov 1	DETROIT	L 80	90	0-1	0-0	0-1	19,405	Wright	17	Stackhouse	34
Nov 2	at Minnesota	L 102	111	0-1	0-1	0-2	16,922	Battier	22	Wright	12
Nov 4	DALLAS	L 85	94	0-2	0-1	0-3	13,177	Wright	33	Wright	26
Nov 6	at Phoenix	L 101	113	0-2	0-2	0-4	12,765	Gasol	27	Wright	14
Nov 7	at L.A. Clippers	L 92	108	0-2	0-3	0-5	13,835	Gasol	24	Wright	11
Nov 9	at L.A. Lakers	L 86	110	0-2	0-4	0-6	18,997	Wright	21	Gasol	12
Nov 12	GOLDEN STATE	L 79	86	0-3	0-4	0-7	11,126	Wright	19	Wright	15
Nov 15	PORTLAND	L 85	101	0-4	0-4	0-8	10,161	Battier	30	Wright	10
Nov 17	CLEVELAND	W 98	93	1-4	0-4	1-8	13,874	Battier	20	Gasol	10
Nov 21	at Cleveland	L 94	101	1-4	0-5	1-9	10,804	Gasol	26	Gasol	8
Nov 23	PHOENIX	L 89	103	1-5	0-5	1-10	16,308	Battier, Gasol	18	Wright, Gasol	8
Nov 24	at Detroit	L 84	91	1-5	0-6	1-11	15,256	Williams	25	Wright	13
Nov 26	SACRAMENTO	W 98	94	2-5	0-6	2-11	12,215	Buford	21	Massenburg	10
Nov 29	at Toronto	L 88	91	2-5	0-7	2-12	19,800	Gasol	22	Wright	11
Nov 30	HOUSTON	W 102	85	3-5	0-7	3-12	12,344	Williams	38	Wright	9
Dec 2	at Philadelphia	W 93	87	3-5	1-7	4-12	20,433	Gasol	20	Gasol	10
Dec 3	at Orlando	L 71	113	3-5	1-8	4-13	13,340	Swift	13	Wright	7
Dec 6	MINNESOTA	L 80	105	3-6	1-8	4-14	12,861	Gasol	22	Gasol	11
Dec 8	PHILADELPHIA	W 92	83	4-6	1-8	5-14	19,405	Gasol	24	Gasol, Austin	8
Dec 11	WASHINGTON	L 81	91	4-7	1-8	5-15	19,405	Williams	17	Gasol	8
Dec 13	at Denver	L 86	89	4-7	1-9	5-16	11,231	Battier	19	Gasol	13
Dec 15	at Golden State	L 84	93	4-7	1-10	5-17	11,537	Williams	18	Swift	10
Dec 16	at Sacramento	L 87	104	4-7	1-11	5-18	17,317	Gasol	15	Gasol	12
Dec 18	MILWAUKEE	L 105	114	4-8	1-11	5-19	12,476	Swift	27	Gasol	15
Dec 20	at New York	W 90	88	4-8	2-11	6-19	19,763	Battier	21	Battier	9
Dec 21	L.A. LAKERS	W 114	108	5-8	2-11	7-19	19,405	Williams	26	Gasol	7
Dec 23	at Boston	L 80	85	5-8	2-12	7-20	15,386	Battier	22	Gasol	10
Dec 26	CHICAGO	W 107	85	6-8	2-12	8-20	16,237	Gasol	27	Gasol	14
Dec 28	at Miami	W 91	86	6-8	3-12	9-20	15,558	Williams	19	Gasol, Swift	10
Dec 30	SAN ANTONIO	L 79	83	6-9	3-12	9-21	17,358	Gasol	24	Gasol	15
Jan 2	at New Jersey	L 74	92	6-9	3-13	9-22	7,796	Battier	20	Gasol	12
Jan 4	ATLANTA	L 109	113	6-10	3-13	9-23	13,342	Battier	22	Gasol	11
Jan 6	SEATTLE	L 77	89	6-11	3-13	9-24	12,832	Williams	19	Gasol, Swift	8
Jan 8	TORONTO	W 84	81	7-11	3-13	10-24	14,323	Gasol, Swift	20	Gasol, Massenburg, Swift	10
Jan 10	at Phoenix	W 102	96	7-11	4-13	11-24	14,379	Gasol	31	Swift	10
Jan 12	at Utah	W 97 (2ot)	7-11	5-13	12-24	18,875	Williams	22	Massenburg	9	
Jan 14	at L.A. Lakers	L 81	120	7-11	5-14	12-25	18,997	Gasol	25	Gasol, Swift	12
Jan 17	DALLAS	L 97	108	7-12	5-14	12-26	12,732	Gasol	26	Gasol	11
Jan 19	ORLANDO	L 103	119	7-13	5-14	12-27	17,344	Gasol	26	Gasol	17
Jan 21	at Sacramento	L 98	112	7-13	5-15	12-28	17,317	Massenburg	23	Swift	11
Jan 23	at Golden State	L 95	107	7-13	5-16	12-29	10,903	Gasol	27	Gasol	10
Jan 24	at Portland	L 82	120	7-13	5-17	12-30	18,740	Knight	22	Swift	9
Jan 26	at Chicago	L 92	95	7-13	5-18	12-31	18,087	Gasol	26	Battier	8
Jan 28	L.A. CLIPPERS	W 119	115(ot)	8-13	5-18	13-31	11,278	Gasol	23	Gasol	10
Jan 30	at Indiana	L 82	83	8-13	5-19	13-32	16,445	Battier	27	Gasol	13
Feb 1	L.A. LAKERS	L 85	100	8-14	5-19	13-33	19,405	Gasol, Knight	13	Swift	6
Feb 3	CHARLOTTE	L 79	97	8-15	5-19	13-34	14,827	Swift	13	Swift	8
Feb 5	UTAH	W 86	79	9-15	5-19	14-34	12,216	Buford	20	Gasol	10
Feb 7	at Milwaukee	L 103	107	9-15	5-20	14-35	17,726	Gasol	30	Battier, Gasol	13
Feb 12	at Houston	L 78	85	9-15	5-21	14-36	10,291	Gasol	25	Gasol	11
Feb 14	DENVER	L 85	100	9-16	5-21	14-37	12,867	Wright	20	Gasol	11
Feb 17	at Charlotte	W 92	78	9-16	6-21	15-37	9,952	Swift	19	Gasol	12
Feb 19	at San Antonio	L 93	99(ot)	9-16	6-22	15-38	16,229	Battier, Gasol	26	Battier	10
Feb 21	PHOENIX	L 72	78	9-17	6-22	15-39	13,417	Battier, Gasol	15	Wright	12
Feb 25	L.A. CLIPPERS	L 77	90	9-18	6-22	15-40	11,878	Gasol	21	Gasol	13
Feb 26	at Dallas	L 91	104	9-18	6-23	15-41	19,970	Battier	18	Gasol	9
Feb 28	at Utah	L 70	114	9-18	6-24	15-42	17,751	Buford	15	Wright, Battier, Gasol	7
Mar 1	at Denver	L 83	96	9-18	6-25	15-43	16,177	Gasol	26	Wright	10
Mar 3	SEATTLE	L 71	96	9-19	6-25	15-44	14,121	Battier	16	Gasol	12
Mar 4	at Atlanta	L 76	95	9-19	6-26	15-45	7,714	Battier	20	Wright	7
Mar 7	INDIANA	W 122	111	10-19	6-26	16-45	12,234	Williams	33	Gasol	15
Mar 9	MIAMI	L 88	93	10-20	6-26	16-46	16,226	Williams	19	Wright	16
Mar 11	UTAH	W 79	78	11-20	6-26	17-46	11,838	Gasol	20	Wright	13
Mar 12	at San Antonio	L 84	98	11-20	6-27	17-47	19,519	Williams	18	Wright	11
Mar 15	BOSTON	L 97	103	11-21	6-27	17-48	17,129	Gasol	22	Gasol	12
Mar 17	NEW JERSEY	L 76	87	11-22	6-27	1					





# SEASON REVIEW

## 2000-01 VANCOUVER GRIZZLIES (23-59)



Back Row, L-R: Mitchell Anderson, Scott Roth, Stromile Swift, Grant Long, Ike Austin, Bryant Reeves, Shareef Abdur-Rahim, Tony Massenbourg, Matt Hoffar, Clyde Smith, JB Mahli. Middle Row, L-R: Bob Staak, Sidney Lowe, Michael Adams, Scott McCullough, Robert Hackett, Dana Davis. Front Row, L-R: Brent Price, Erick Strickland, Michael Dickerson, Mike Bibby, Mahmoud Abdul-Rauf, Damon Jones, Kevin Edwards.

Player	--Field Goals--		--3-Point FG--		--Free Throws--		--Rebounds--																
	G	GS	Min	FG	FGA	Pct	FG	FGA	Pct	FT	FTA	Pct	Off	Def	Tot	Ast	PF	Dq	Stl	TO	Bk	Pts	Avg
Abdur-Rahim	81	81	3241	604	1280	.472	12	64	.188	443	531	.834	175	560	735	250	238	1	90	231	77	1663	20.5
Dickerson	70	69	2618	425	1020	.417	86	230	.374	206	270	.763	70	159	229	233	207	0	62	162	27	1142	16.3
Bibby	82	82	3190	525	1157	.454	108	285	.379	143	188	.761	47	257	304	685	148	1	107	248	12	1301	15.9
Harrington	44	40	1267	180	386	.466	0	3	.000	120	154	.779	102	187	289	36	136	3	19	104	26	480	10.9
Reeves	75	48	1832	254	552	.460	1	4	.250	113	142	.796	132	320	452	80	243	5	43	90	54	622	8.3
Jones	71	10	1415	170	416	.409	84	231	.364	37	52	.712	16	108	124	224	58	0	36	76	1	461	6.5
Abdul-Rauf	41	0	486	120	246	.488	4	14	.286	22	29	.759	5	20	25	76	50	0	9	26	1	266	6.5
Strickland	22	0	409	41	136	.301	14	48	.292	44	51	.863	9	67	76	66	42	0	22	27	1	140	6.4
Long	66	27	1507	140	319	.439	4	15	.267	112	157	.713	76	198	274	83	160	2	72	62	15	396	6.0
Swift	80	6	1312	153	339	.451	0	4	.000	85	141	.603	109	175	284	28	160	0	62	64	82	391	4.9
Massenbourg	52	20	823	92	199	.462	0	0	---	49	70	.700	75	135	210	9	122	0	10	48	28	333	4.5
Austin	52	16	845	96	270	.356	6	24	.250	28	40	.700	50	172	222	58	94	0	20	54	23	226	4.3
Edwards	46	5	634	56	170	.329	5	19	.263	43	53	.811	23	59	82	52	46	0	29	37	8	160	3.5
Price	6	0	30	3	11	.273	1	4	.250	6	7	.857	1	3	4	5	8	0	2	4	0	13	2.2
West	15	6	171	11	38	.289	0	2	.000	6	7	.857	4	11	15	14	21	0	3	4	4	28	1.9
GRIZZLIES	82	19780	2870	6539	439	325	947	343	1457	1892	.770	894	2431	3325	1899	1733	12	586	1291	359	7522	91.7	
OPPONENTS	82	19780	3143	6791	463	389	1075	362	1317	1798	.732	1052	2534	3586	1935	1768	16	710	1217	476	7992	97.5	

### QUICK FACTS

- The Grizzlies concluded their final season in Vancouver with a 23-59 record.
- The team won its last game as the Vancouver Grizzlies, 95-81, on April 18 at Golden State.
- Over a span of 12:32, **Shareef Abdur-Rahim** scored a club-high 22 consecutive points on Dec. 1 vs. Indiana.
- Mike Bibby** set a franchise record with 685 assists in a single season.
- Rookie **Stromile Swift** competed in the Dunk Contest during All-Star weekend in Washington, D.C.
- On April 11, 2000, the NBA approved the sale of the Vancouver Grizzlies by Orca Bay Sports & Entertainment to **Michael Heisley**.

### NBA STATISTICAL RANKINGS

Category	Vancouver	Opponents	Category	Vancouver	Opponents
Points Per Game	91.7	25th	Assists Per Game	23.2	8th
Field Goal Pct.	43.9	17th	Steals Per Game	7.15	23rd
Free Throw Pct.	.770	6th	Turnovers Per Game	15.7	20th
3-Pt. Field Goal Pct.	.343	21st	Blocks Per Game	4.38	25th
Offensive Rebounds Per Game	10.9	26th	Personal Fouls Per Game	21.1	7th
Defensive Rebounds Per Game	29.6	22nd	Disqualifications	12	8th
Rebounds Per Game	40.5	24th	Points Per Game Differential	-5.8	26th

## 2000-01 GAME BY GAME

Date	Opponent	Van	Opp	Hm	Rd	Tot	Atten	Grizzlies Top Scorer	Grizzlies Top Rebounder	Opponent Top Scorer
Oct 31	SEATTLE	W	94	88	1-0	0-0	1-0	15,779	Abdur-Rahim	27
Nov 2	at L.A. Clippers	W	99	91	1-0	1-0	2-0	15,546	Dickerson	20
Nov 4	L.A. LAKERS	L	89	98	1-1	1-0	2-1	18,183	Abdur-Rahim	24
Nov 6	ATLANTA	W	97	87	2-1	1-0	3-1	11,639	Abdur-Rahim, Harrington	18
Nov 8	at Dallas	W	101	74	2-1	2-0	4-1	11,500	Abdur-Rahim	22
Nov 9	at Houston	L	78	85	2-1	2-1	4-2	10,906	Abdur-Rahim	17
Nov 11	at San Antonio	L	78	91	2-1	2-2	4-3	18,556	Dickerson	18
Nov 16	L.A. CLIPPERS	L	72	76	2-2	2-2	4-4	12,210	Dickerson	16
Nov 18	DALLAS	L	88	91	2-3	2-2	4-5	13,301	Harrington	23
Nov 20	DEWEER	L	92	95	2-4	2-2	4-6	11,809	Abdur-Rahim	19
Nov 22	at Minnesota	L	100	101	2-4	2-3	4-7	16,783	Bibby	37
Nov 24	at Detroit	L	96	118	2-4	2-4	4-8	14,709	Abdur-Rahim	29
Nov 26	at Boston	W	98	87	2-4	3-4	5-8	11,551	Abdur-Rahim	27
Nov 27	at New York	L	72	97	2-4	3-5	5-9	19,763	Bibby	17
Nov 29	PHOENIX	W	109	106(2ot)	3-4	3-5	6-9	12,314	Abdur-Rahim	33
Dec 1	INDIANA	L	76	86(ot)	3-5	3-5	6-10	11,758	Abdur-Rahim	28
Dec 3	SAN ANTONIO	L	79	97	3-6	3-5	6-11	11,655	Abdur-Rahim, Long	16
Dec 5	DETROIT	W	91	83	4-6	3-5	7-11	12,578	Abdur-Rahim	18
Dec 7	at Utah	L	87	98	4-6	3-6	7-12	17,958	Abdur-Rahim	21
Dec 9	PHILADELPHIA	L	79	83	4-7	3-6	7-13	15,671	Dickerson	20
Dec 11	HOUSTON	L	75	82	4-8	3-6	7-14	12,145	Abdur-Rahim	26
Dec 13	SEATTLE	L	93	94	4-9	3-6	7-15	15,102	Bibby	17
Dec 15	at L.A. Lakers	L	76	98	4-9	3-7	7-16	18,211	Abdur-Rahim	18
Dec 17	ORLANDO	L	91	101	4-10	3-7	7-17	13,729	Bibby	19
Dec 20	WASHINGTON	W	118	104	5-10	3-7	8-17	11,510	Bibby	26
Dec 22	SACRAMENTO	L	93	95	5-11	3-7	8-18	14,656	Harrington	24
Dec 23	at L.A. Clippers	L	90	92	5-11	3-8	8-19	12,001	Abdur-Rahim	26
Dec 26	PHOENIX	L	95	97	5-12	3-8	8-20	16,110	Bibby	21
Dec 29	at Portland	L	81	104	5-12	3-9	8-21	20,309	Abdur-Rahim	29
Dec 30	GOLDEN STATE	L	101	102	5-13	3-9	8-22	14,485	Abdur-Rahim	31
Jan 3	CHARLOTTE	W	99	89	6-13	3-9	9-22	11,873	Dickerson	22
Jan 5	at Phoenix	L	76	108	6-13	3-10	9-23	18,359	Abdur-Rahim, Bibby	14
Jan 7	MILWAUKEE	W	120	117	7-13	3-10	10-23	11,771	Abdur-Rahim	38
Jan 9	DENVER	L	105	112	7-14	3-10	10-24	12,417	Abdur-Rahim	26
Jan 12	at Seattle	L	102	115	7-14	3-11	10-25	13,196	Reeves	31
Jan 13	CLEVELAND	W	119	107	8-14	3-11	11-25	12,540	Dickerson	32
Jan 15	at L.A. Lakers	L	112	113(ot)	8-14	3-12	11-26	18,318	Abdur-Rahim	32
Jan 17	at Denver	L	97	121	8-14	3-13	11-27	12,117	Abdur-Rahim	24
Jan 19	MIAMI	L	86	97	8-15	3-13	11-28	14,281	Reeves	21
Jan 21	MINNESOTA	L	94	96	8-16	3-13	11-29	13,108	Abdur-Rahim, Dickerson	24
Jan 23	at San Antonio	L	77	110	8-16	3-14	11-30	14,784	Dickerson	16
Jan 25	at Dallas	L	83	120	8-16	3-15	11-31	12,690	Abdur-Rauf, Abdur-Rahim, Bibby	13
Jan 26	at Houston	L	89	106	8-16	3-16	11-32	12,316	Dickerson	25
Jan 29	NEW JERSEY	W	97	86	9-16	3-16	12-32	15,475	Abdur-Rahim, Dickerson	24
Jan 31	at Phoenix	L	92	101	9-16	3-17	12-33	16,502	Bibby	26
Feb 2	at Sacramento	L	95	105	9-16	3-18	12-34	17,317	Abdur-Rahim	27
Feb 3	CHICAGO	W	91	84	10-16	3-18	13-34	16,845	Bibby	26
Feb 5	at Seattle	L	82	95	10-16	3-19	13-35	15,082	Bibby	23
Feb 7	UTAH	L	82	92	10-17	3-19	13-36	13,240	Dickerson	27
Feb 13	BOSTON	W	99	98	11-17	3-19	14-36	11,735	Bibby	25
Feb 15	GOLDEN STATE	W	99	89	12-17	3-19	15-36	10,612	Abdur-Rahim, Bibby	22
Feb 16	at Golden State	W	92	79	12-17	4-19	16-36	13,173	Abdur-Rahim	28
Feb 18	at Washington	W	110	102	12-17	5-19	17-36	18,693	Dickerson	24
Feb 20	at Philadelphia	W	116	104	12-17	6-19	18-36	12,240	Dickerson	23
Feb 21	at Chicago	L	91	107	12-17	6-20	18-37	17,944	Abdur-Rahim	27
Feb 23	at Milwaukee	L	81	93	12-17	6-21	18-38	17,682	Bibby	28
Feb 24	DALLAS	L	75	90	12-17	6-22	18-39	21,496	Strickland	15
Feb 27	DALLAS	L	112	116	12-18	6-22	18-40	12,977	Abdur-Rahim	36
Feb 28	at Utah	L	83	101	12-18	6-23	18-41	19,452	Abdur-Rahim, Massenbourg	6
Mar 3	L.A. LAKERS	L	88	98	12-19	6-23	18-42	19,193	Dickerson	22
Mar 5	SAN ANTONIO	L	77	91	12-20	6-23	18-43	10,798	Bibby	24
Mar 6	at Portland	W	105	97	12-20	7-23	19-43	20,580	Abdur-Rahim	26
Mar 9	PORTLAND	W	95	85	13-20	7-23	20-43	15,512	Abdur-Rahim	15
Mar 11	TORONTO	L	84	101	13-21	7-23	20-44	19,193	Abdur-Rahim	17
Mar 13	at Atlanta	L	99	109	13-21	7-24	20-45	9,664	Bibby	27
Mar 14	at Charlotte	L	95	100	13-					



# SEASON REVIEW

## 1999-00 VANCOUVER GRIZZLIES (22-60)



**Back Row, L-R:** Lawrence Frank, Rob Hackett, Jim Boylan, Scott McCullough, Jack Nolan, Troy Wenzel, Othella Harrington, Antoine Carr, Obinna Ekezie, Bryant Reeves, Cherokee Parks, Shareef Abdur-Rahim, Grant Long, Dennis Scott, Larry Riley, Noah Croom, Gary Schmidt. **Front Row, L-R:** Doug West, Michael Dickerson, Mike Bibby, Stu Jackson, Lionel Hollins, Milt Palacio, Felipe Lopez, Brent Price.

Player	--Field Goals--		--3-Point FG--		--Free Throws--		--Rebounds--																
	G	GS	Min	FG	FGA	Pct	FG	FGA	Pct	FT	FTA	Pct	Off	Def	Tot	Ast	PF	Dq	Stl	TO	Bk	Pts	Avg
Abdur-Rahim	82	82	3223	594	1277	.465	29	96	.302	446	551	.809	218	607	825	271	244	3	89	249	87	1663	20.3
Dickerson	82	82	3103	554	1270	.436	119	291	.409	269	324	.830	78	201	279	208	226	0	116	165	45	1496	18.2
Bibby	82	82	3155	459	1031	.445	77	212	.363	195	250	.780	73	233	306	665	171	1	132	247	15	1190	14.5
Harrington	82	82	2677	420	830	.506	0	2	.000	236	298	.792	196	367	563	97	287	3	36	217	58	1076	13.1
Reeves	69	67	1773	252	562	.448	0	4	.000	107	165	.648	126	264	390	82	245	8	33	119	38	611	8.9
Scott	66	0	1263	125	333	.375	71	189	.376	48	57	.842	16	90	106	69	104	0	28	30	9	369	5.6
Long	42	1	920	74	167	.443	0	4	.000	55	71	.775	86	148	234	43	108	1	45	49	10	203	4.8
Lopez	65	0	781	111	261	.425	3	18	.167	67	109	.615	59	65	124	44	94	0	32	53	17	292	4.5
West	38	0	581	59	145	.407	0	3	.000	34	40	.850	18	53	71	43	80	1	12	19	8	152	4.0
Price	41	0	424	41	119	.345	25	68	.368	34	39	.872	8	29	37	69	63	0	17	47	1	141	3.4
Ekezie	39	0	351	41	88	.466	0	0	---	43	64	.672	34	58	92	8	61	0	9	26	4	125	3.2
Carr	21	0	221	28	64	.438	0	0	---	11	14	.786	8	24	32	7	42	0	3	9	6	67	3.2
Stephens	13	0	181	19	51	.373	0	8	.000	3	4	.750	13	23	36	11	9	0	7	6	3	41	3.2
Parks	56	14	808	72	145	.497	0	1	.000	24	37	.649	55	128	183	35	115	2	29	28	45	168	3.0
Palacio	53	0	394	43	98	.439	0	2	.000	22	37	.595	17	34	51	48	32	0	20	44	0	108	2.0
<b>GRIZZLIES</b>	<b>82</b>	<b>82</b>	<b>19855</b>	<b>2892</b>	<b>6441</b>	<b>.449</b>	<b>324</b>	<b>898</b>	<b>.361</b>	<b>1594</b>	<b>2060</b>	<b>.774</b>	<b>1005</b>	<b>2324</b>	<b>3329</b>	<b>1700</b>	<b>1881</b>	<b>19</b>	<b>608</b>	<b>1381</b>	<b>346</b>	<b>7702</b>	<b>93.9</b>
<b>OPPONENTS</b>	<b>82</b>	<b>82</b>	<b>19855</b>	<b>3136</b>	<b>6613</b>	<b>.474</b>	<b>361</b>	<b>1083</b>	<b>.333</b>	<b>1530</b>	<b>1989</b>	<b>.769</b>	<b>970</b>	<b>2336</b>	<b>3306</b>	<b>1932</b>	<b>1912</b>	<b>28</b>	<b>725</b>	<b>1234</b>	<b>519</b>	<b>8163</b>	<b>99.5</b>

### QUICK FACTS

- The Vancouver Grizzlies finished the season with a 22-60 record.
- Former Head Coach **Lionel Hollins** named interim head coach on Dec. 16.
- The club shot a franchise-best 77.4 percent from the free throw line.
- Shareef Abdur-Rahim** sets a then club record with 825 total rebounds and also netted a then franchise-high nine straight double-doubles from Nov. 2-21.
- The Grizzlies limited opponents to a club-low 33.3 percent from three-point range.
- Mike Bibby** set a team record by dishing out 10-plus assists in four-straight games from March 29-April 4.

### NBA STATISTICAL RANKINGS

Category	Vancouver	Opponents	Category	Vancouver	Opponents
Points per game	93.9	26th	Assists Per Game	20.73	24th
Field Goal Pct.	.449	18th	Steals Per Game	8.84	21st
Free Throw Pct.	.778	8th	Turnovers Per Game	16.84	25th
3-PT. Field Goal Pct.	.361	13th	Blocks Per Game	4.22	26th
Offensive Rebounds Per Game	12.26	19th	Personal Fouls Per Game	22.94	12th
Defensive Rebounds Per Game	28.34	27th	Disqualifications	19	T-15th
Rebounds Per Game	40.60	28th	Points Per Game Differential	-5.6	26th

## 1999-00 GAME BY GAME

Date	Opponent	Van	Opp	Hm	Rd	Tot	Atten	Grizzlies Top Scorer	Grizzlies Top Rebounder	Opponent Top Scorer		
Nov 2	PORTLAND	L	86	106	0-1	0-0	18,218	Abdur-Rahim	19	Parks	11	
Nov 3	at L.A. Lakers	L	88	103	0-1	0-1	18,997	Abdur-Rahim, Dickerson	19	Abdur-Rahim	11	
Nov 6	DENVER	W	109	94	1-1	0-1	12,159	Abdur-Rahim	27	Abdur-Rahim	10	
Nov 10	ATLANTA	W	102	97(ot)	2-1	0-1	11,453	Abdur-Rahim	22	Abdur-Rahim, Harrington	12	
Nov 12	GOLDEN STATE	L	93	103	2-2	0-1	12,792	Abdur-Rahim	21	Abdur-Rahim	15	
Nov 14	L.A. CLIPPERS	W	109	89	3-2	0-1	12,774	Dickerson	23	Harrington	9	
Nov 16	at Sacramento	L	77	81	3-2	0-2	14,169	Abdur-Rahim	24	Abdur-Rahim	18	
Nov 18	SEATTLE	L	108	110	3-3	0-2	12,275	Abdur-Rahim	31	Abdur-Rahim	14	
Nov 21	MINNESOTA	L	81	105	3-4	0-2	12,493	Harrington	20	Abdur-Rahim	11	
Nov 23	at Washington	L	87	89	3-4	0-3	11,219	Reeves	25	Abdur-Rahim, Harrington	8	
Nov 24	at Charlotte	L	73	89	3-4	0-4	16,003	Dickerson	16	Abdur-Rahim	21	
Nov 26	at Indiana	L	86	105	3-4	0-5	18,345	Abdur-Rahim	22	Reeves, Bibby, Parks	6	
Nov 27	at Minnesota	L	82	113	3-4	0-6	16,881	Harrington	18	Abdur-Rahim	9	
Nov 29	HOUSTON	L	110	118(ot)	3-5	0-6	11,086	Bibby	25	Harrington	11	
Dec 1	INDIANA	L	89	96	3-6	0-6	11,683	Abdur-Rahim	24	Abdur-Rahim	10	
Dec 3	CHARLOTTE	L	94	113	3-7	0-6	13,107	Dickerson	29	Parks	8	
Dec 6	at Houston	L	99	102	3-7	0-7	14,458	Abdur-Rahim	24	Parks	8	
Dec 7	at Dallas	W	104	95	3-7	1-7	11,552	Abdur-Rahim	26	Abdur-Rahim	15	
Dec 9	at San Antonio	L	91	99	3-7	1-8	14,778	Abdur-Rahim	30	Parks	7	
Dec 11	L.A. LAKERS	L	94	106	3-8	1-8	14,059	Bibby	23	Abdur-Rahim	9	
Dec 13	at L.A. Clippers	L	90	102	3-8	1-9	9,303	Abdur-Rahim	24	Abdur-Rahim	16	
Dec 15	SACRAMENTO	L	106	109	3-9	1-9	12,490	Bibby	26	Abdur-Rahim	15	
Dec 18	at Seattle	L	89	112	3-9	1-10	14,094	Abdur-Rahim	25	Abdur-Rahim, Reeves	8	
Dec 19	L.A. CLIPPERS	W	85	84	4-9	1-10	12,584	Dickerson	26	Harrington	12	
Dec 23	DENVER	W	93	91	5-9	1-10	11,792	Abdur-Rahim	29	Abdur-Rahim	13	
Dec 26	at Denver	L	86	109	5-9	1-11	16,074	Abdur-Rahim	20	Abdur-Rahim	10	
Dec 27	PHILADELPHIA	L	93	100	5-10	1-11	13,269	Abdur-Rahim	24	Abdur-Rahim	12	
Dec 29	at Utah	L	90	101	5-10	1-12	19,911	Dickerson	25	Reeves	10	
Dec 30	SAN ANTONIO	L	88	98	5-11	1-12	14,403	Abdur-Rahim	24	Abdur-Rahim, Harrington	7	
Jan 4	at Miami	W	91	87	5-11	2-12	7,233	19,035	Bibby	22	Harrington	13
Jan 5	at Orlando	L	96	116	5-11	2-13	7-24	12,904	Abdur-Rahim	17	Long	10
Jan 7	at New Jersey	W	101	91	5-11	3-13	8-24	14,246	Abdur-Rahim	28	Harrington	12
Jan 9	at Toronto	W	107	97	5-11	4-13	9-24	19,188	Abdur-Rahim	29	Harrington, Long	7
Jan 10	at Boston	W	112	103	5-11	5-13	10-24	14,876	Bibby	33	Harrington, Long	12
Jan 12	PHOENIX	L	92	95	5-12	5-13	10-25	14,404	Harrington	19	Abdur-Rahim, Harrington	10
Jan 14	CLEVELAND	L	80	82	5-13	5-13	10-26	13,161	Dickerson	23	Harrington	10
Jan 16	MIAMI	L	83	94	5-14	5-13	10-27	15,456	Dickerson	23	Long	7
Jan 20	UTAH	L	89	94	5-15	5-13	10-28	12,909	Bibby, Harrington	22	Abdur-Rahim	12
Jan 22	ORLANDO	L	82	85	5-16	5-13	10-29	11,817	Three players tied	16	Abdur-Rahim, Reeves	10
Jan 24	at Denver	L	98	110	5-16	5-14	10-30	10,884	Abdur-Rahim	30	Abdur-Rahim	13
Jan 26	at Utah	W	116	99	5-16	6-14	11-30	19,080	Abdur-Rahim	24	Reeves, Long	9
Jan 27	NEW JERSEY	W	108	106	6-16	6-14	12-30	11,934	Dickerson	29	Abdur-Rahim	7
Jan 31	MILWAUKEE	L	87	92	6-17	6-14	12-31	12,398	Reeves	22	Reeves	15
Feb 2	at Golden State	L	95	101	6-17	6-15	12-32	10,019	Abdur-Rahim	25	Abdur-Rahim	10
Feb 4	CHICAGO	W	101	76	7-17	6-15	13-32	15,357	Dickerson	20	Reeves	9
Feb 6	DALLAS	W	99	103(ot)	7-18	6-15	13-33	14,861	Abdur-Rahim	36	Abdur-Rahim	22
Feb 8	at Phoenix	L	76	94	7-18	6-16	13-34	18,385	Dickerson	19	Abdur-Rahim	10
Feb 10	at L.A. Clippers	W	112	90	7-18	7-16	14-34	9,895	Dickerson	40	Abdur-Rahim	8
Feb 16	WASHINGTON	W	92	87	8-18	7-16	15-34	12,894	Bibby	21	Abdur-Rahim	14
Feb 18	at Minnesota	L	91	103	8-18	7-17	15-35	17,101	Dickerson	27	Abdur-Rahim	9
Feb 19	at Milwaukee	W	111	100	8-18	8-17	16-35	17,109	Dickerson	26	Harrington	6
Feb 21	at Cleveland	L	108	109(ot)	8-18	8-18	16-36	12,140	Dickerson, Bibby	27	Abdur-Rahim	9
Feb 22	BOSTON	W	85	81	8-18	9-18	17-36	21,874	Dickerson	25	Abdur-Rahim	14
Feb 24	SACRAMENTO	W	102	90	8-19	9-18	17-37	13,001	Abdur-Rahim	20	Abdur-Rahim, Long	7
Feb 26	at Sacramento	W	107	101	9-19	9-18	18-37	17,856	Abdur-Rahim	22	Abdur-Rahim	11
Feb 29	at L.A. Lakers	L	87	112	9-19	9-19	18-38	17,317	Harrington	20	Long	10
Mar 1	TORONTO	L	91	103	9-19	9-20	18-39	18,912	Abdur-Rahim, Dickerson	18	Abdur-Rahim	11
Mar 3	at Portland	L	91	101	9-19	9-21	18-40	20,367	Bibby	25	Abdur-Rahim	9
Mar 5	NEW YORK	L	92	94	9-20	9-21	18-41	19,193	Abdur-Rahim, Harrington	22	Abdur-Rahim	14
Mar 7	at New York	L	86	111	9-20	9-22	18-42	19,763	Abdur-Rahim	18	Abdur-Rahim	8
Mar 8	at Philadelphia	L	90	107	9-20	9-23	18-43	20,086	Harrington	20	Harrington	8
Mar 10	at Detroit	L	97	111	9-20	9-24	18-44	22,076	Harrington	25	Harrington, Reeves	8
Mar 11	at Atlanta	L	86	91	9-20	9-25	18-45	13,344	Bibby	20	Abdur-Rahim	10
Mar 13	SEATTLE	L	103	113	9-21	9-25	18-46	14,510	Reeves	31	Reeves	12
Mar 16	at Seattle	L	103	117	9-21	9-2						





# SEASON REVIEW

## 1998-99 VANCOUVER GRIZZLIES (8-42)



Back Row, L-R: Rob Hackett, Jim Boylan, Scott McCullough, Lionel Hollins, Troy Wenzel, Jack Nolan, J.R. Henderson, Tony Massenbourg, Cherokee Parks, Bryant Reeves, Pete Chilcutt, Shareef Abdur-Rahim, Makhtar Ndiaye, Noah Croom, Larry Riley, Gary Schmidt. Front Row, L-R: Rodrick Rhodes, Felipe Lopez, Terry Dehere, Lee Mayberry, Brian Hill, Stu Jackson, Mike Bibby, DeJuan Wheat, Doug West, Michael Smith.

Player	--Field Goals--			--3-Point FG--			--Free Throws--			--Rebounds--			Other			Pts	Avg						
	G	GS	Min	FG	FGA	Pct	FG	FGA	Pct	FT	FTA	Pct	Off	Def	Tot			Ast	PF	Dq			
Abdur-Rahim	50	50	2021	386	893	.432	11	36	.306	369	439	.841	114	260	374	172	137	1	69	186	55	1152	23.0
Bibby	50	50	1758	260	605	.430	15	74	.203	127	169	.751	30	106	136	325	122	0	78	146	5	662	13.2
Mack	19	15	577	86	212	.406	42	108	.389	28	30	.933	7	46	53	23	53	1	20	21	1	242	12.7
Massenbourg	43	35	1143	189	388	.487	0	2	.000	103	155	.665	83	174	257	23	108	0	26	64	39	481	11.2
Reeves	25	14	702	102	251	.406	0	1	.000	67	116	.578	50	88	138	37	103	3	13	47	8	271	10.8
Lopez	47	32	1218	169	379	.446	12	44	.273	87	135	.644	69	97	166	62	128	0	49	82	14	437	9.3
West	14	2	294	31	65	.407	0	2	.000	19	25	.760	5	20	25	19	38	1	16	12	7	81	5.8
Parks	48	41	1118	118	275	.429	0	1	.000	30	55	.545	75	168	243	36	114	0	28	49	28	266	5.5
Smith	48	10	1098	77	144	.535	0	1	.000	76	128	.594	135	215	350	48	107	0	46	60	18	230	4.8
Wheat	46	0	590	73	193	.378	22	60	.367	40	55	.727	11	34	45	102	59	0	26	48	2	208	4.5
Chilcutt	46	0	697	63	172	.366	26	68	.382	14	17	.824	29	88	117	30	52	0	22	28	12	166	3.6
Rhodes	10	1	123	11	44	.250	1	7	.143	11	19	.579	7	6	13	10	16	0	4	15	2	34	3.4
Henderson	30	0	331	35	96	.365	2	5	.400	25	45	.556	20	27	47	22	29	1	9	18	4	97	3.2
Dehere	22	0	271	27	74	.365	15	34	.441	5	7	.714	5	17	22	26	28	0	5	14	3	74	3.4
Mayberry	9	0	126	7	19	.368	2	10	.200	4	5	.800	0	3	3	23	13	0	7	11	0	20	2.2
Sasser	6	0	39	5	11	.455	0	0	----	1	2	.500	2	5	7	2	4	0	2	2	0	11	1.8
Herrera	4	0	42	3	13	.231	0	0	----	0	2	.000	5	3	8	3	3	0	0	4	0	6	1.5
Ndiaye	4	0	27	1	4	.250	0	0	----	3	4	.750	3	2	5	1	9	0	0	1	1	5	1.3
<b>GRIZZLIES</b>	<b>50</b>		<b>12175</b>	<b>1643</b>	<b>3838</b>	<b>.428</b>	<b>148</b>	<b>453</b>	<b>.327</b>	<b>1009</b>	<b>1408</b>	<b>.717</b>	<b>650</b>	<b>1359</b>	<b>2009</b>	<b>964</b>	<b>1123</b>	<b>7</b>	<b>420</b>	<b>848</b>	<b>199</b>	<b>4443</b>	<b>88.9</b>
<b>OPPONENT</b>	<b>50</b>		<b>12175</b>	<b>1813</b>	<b>3917</b>	<b>.463</b>	<b>229</b>	<b>653</b>	<b>.351</b>	<b>1021</b>	<b>1400</b>	<b>.729</b>	<b>673</b>	<b>1456</b>	<b>2129</b>	<b>1189</b>	<b>1164</b>	<b>15</b>	<b>490</b>	<b>779</b>	<b>328</b>	<b>4876</b>	<b>97.5</b>

### QUICK FACTS

- The Vancouver Grizzlies finished 8-42 in a lockout-shortened season, ranking seventh in the Midwest Division.
- Shareef Abdur-Rahim ranked fourth in the NBA in scoring with a then franchise-record 23.0 points per game and scored in double figures in all 50 games.
- Guard Mike Bibby became the first Grizzlies rookie to start in each game during his rookie season while posting a club rookie-record 6.5 assists per game.
- The Grizzlies won a double-overtime game, 93-89, on Feb. 16 at the L.A. Clippers, before dropping a 131-129 triple-overtime thriller to the Boston Celtics the following night.

### NBA STATISTICAL RANKINGS

Category	Vancouver	Opponents	Category	Vancouver	Opponents
Points Per Game	88.9	24th	Assists Per Game	19.3	23rd
Field Goal Pct.	.428	19th	Steals Per Game	8.40	16th
Free Throw Pct.	.717	20th	Turnovers Per Game	17.0	29th
3-Pt. Field Goal Pct.	.327	21st	Blocks Per Game	3.98	27th
Offensive Rebounds Per Game	13.0	12th	Personal Fouls Per Game	22.5	13th
Defensive Rebounds Per Game	27.2	27th	Disqualifications	7	9th
Rebounds Per Game	40.2	23rd	Points Per Game Differential	-8.6	27th

## 1998-99 GAME BY GAME

Date	Opponent	Van	Opp	Hm	Rd	Tot	Atten	Grizzlies Top Scorer	Grizzlies Top Rebounder	Opponent Top Scorer		
Feb 7	at Sacramento	L	87	109	0-0	0-1	17,317	Reeves	14	Webber	25	
Feb 8	PORTLAND	L	76	95	0-1	0-1	18,353	Massenbourg	24	Massenbourg	24	
Feb 10	L.A. CLIPPERS	W	105	99	1-1	0-1	14,818	Abdur-Rahim	35	Abdur-Rahim, Massenbourg	9	
Feb 11	INDIANA	L	97	101	1-2	0-1	14,914	Abdur-Rahim	32	Abdur-Rahim	7	
Feb 14	DALLAS	W	96	92	2-2	0-1	16,059	Mack	26	Smith	8	
Feb 16	at L.A. Clippers	W	93	89(2ot)	2-2	1-1	9,626	Mack	22	Smith	15	
Feb 17	BOSTON	L	129	131(3ot)	2-3	1-1	13,041	Abdur-Rahim	39	Abdur-Rahim, Smith	13	
Feb 19	at Minnesota	L	96	115	2-3	1-2	17,907	Abdur-Rahim	21	Abdur-Rahim	9	
Feb 21	at Toronto	L	87	102	2-3	1-3	19,800	Abdur-Rahim	23	Abdur-Rahim	6	
Feb 23	L.A. LAKERS	W	93	83	3-3	1-3	19,193	Abdur-Rahim	28	Abdur-Rahim	14	
Feb 25	PHOENIX	L	86	94	3-4	1-3	13,494	Abdur-Rahim	22	Smith	11	
Feb 27	HOUSTON	L	74	86	3-5	1-3	19,193	Abdur-Rahim	20	Abdur-Rahim	16	
Feb 28	at Denver	L	112	116	3-5	1-4	9,248	Massenbourg	27	Massenbourg	7	
Mar 2	SACRAMENTO	L	101	111	3-6	1-4	10,252	Abdur-Rahim	29	Abdur-Rahim	12	
Mar 3	at Utah	L	86	109	3-6	1-5	11,556	Mack	23	Massenbourg	6	
Mar 4	MINNESOTA	L	93	102	3-7	1-5	12,329	Abdur-Rahim	22	Smith	9	
Mar 6	HOUSTON	L	92	107	3-8	1-5	19,193	Abdur-Rahim	26	Abdur-Rahim	12	
Mar 8	PORTLAND	L	73	92	3-9	1-5	14,352	Abdur-Rahim	19	Parks	9	
Mar 9	at Golden State	L	82	92	3-9	1-6	15,003	Abdur-Rahim	35	Parks	12	
Mar 11	at Houston	L	91	102	3-9	1-7	16,285	Abdur-Rahim	27	Parks	9	
Mar 13	at Dallas	L	74	91	3-9	1-8	14,184	Abdur-Rahim, Lopez	21	Parks	10	
Mar 15	at Denver	L	84	110	3-9	1-9	8,251	Abdur-Rahim	15	Smith	8	
Mar 16	at Seattle	L	85	87	3-9	1-10	47,072	Abdur-Rahim, Reeves	21	Abdur-Rahim, Smith	11	
Mar 18	MINNESOTA	W	86	81	4-9	1-10	57,466	Reeves	28	Reeves	13	
Mar 20	SAN ANTONIO	L	88	92(ot)	4-10	1-10	20,193	Abdur-Rahim	25	Abdur-Rahim	11	
Mar 22	at Phoenix	L	84	89	4-10	1-11	18,855	Abdur-Rahim	26	Smith	8	
Mar 24	PHILADELPHIA	L	90	95(ot)	4-11	1-11	16,615	Massenbourg, Bibby	20	Smith	12	
Mar 26	UTAH	L	80	85	4-12	1-11	5-23	19,193	Abdur-Rahim	30	Abdur-Rahim	9
Mar 29	at L.A. Lakers	L	98	116	4-12	1-12	5-24	17,312	Abdur-Rahim	21	Massenbourg	12
Mar 30	DENVER	W	101	87	5-12	1-12	6-24	15,018	Abdur-Rahim	22	Smith	11
Apr 1	at San Antonio	L	91	103	5-12	1-13	6-25	16,384	Abdur-Rahim	27	Parks	12
Apr 2	at Atlanta	L	81	84	5-12	1-14	6-26	8,748	Abdur-Rahim	24	Parks	9
Apr 4	at Chicago	L	87	88	5-12	1-15	6-27	22,198	Abdur-Rahim	26	Smith	11
Apr 6	at Portland	L	89	98	5-12	1-16	6-28	18,105	Abdur-Rahim, Lopez, Bibby	19	Abdur-Rahim, Massenbourg	8
Apr 7	DENVER	L	84	87	5-13	1-16	6-29	17,151	Abdur-Rahim	25	Massenbourg	9
Apr 9	SEATTLE	W	98	93	6-13	1-16	7-29	19,193	Abdur-Rahim	28	Abdur-Rahim, Lopez	11
Apr 11	SACRAMENTO	L	88	91	6-14	1-16	7-30	17,167	Abdur-Rahim	23	Smith	14
Apr 12	at Utah	L	80	98	6-14	1-17	7-31	19,911	Abdur-Rahim	22	Abdur-Rahim	6
Apr 14	at Houston	L	85	102	6-14	1-18	7-32	16,285	Abdur-Rahim, Massenbourg	26	Massenbourg	9
Apr 16	at Minnesota	L	75	89	6-14	1-19	7-33	18,347	Abdur-Rahim	24	Massenbourg	14
Apr 18	GOLDEN STATE	L	85	90	6-15	1-19	7-34	17,063	Abdur-Rahim	25	Smith	12
Apr 19	at L.A. Lakers	L	102	117	6-15	1-20	7-35	17,505	Massenbourg	28	Smith	14
Apr 21	L.A. CLIPPERS	W	97	94	7-15	1-20	8-35	15,885	Abdur-Rahim	29	Four players tied	6
Apr 23	SEATTLE	L	84	97	7-16	1-20	8-36	19,193	Abdur-Rahim	22	Smith	11
Apr 24	at L.A. Clippers	L	96	105	7-16	1-21	8-37	13,493	Abdur-Rahim	27	Parks	8
Apr 27	at Dallas	L	75	84	7-16	1-22	8-38	12,650	Bibby	22	Abdur-Rahim, Smith	10
Apr 29	SAN ANTONIO	L	72	99	7-17	1-22	8-39	18,448	Abdur-Rahim, Massenbourg	12	Abdur-Rahim	8
May 1	at Phoenix	L	77	107	7-17	1-23	8-40	19,023	Abdur-Rahim	23	Lopez, Smith	8
May 3	GOLDEN STATE	L	83	91	7-18	1-23	8-41	17,990	Abdur-Rahim	20	Parks	11
May 5	at Sacramento	L	95	99	7-18	1-24	8-42	17,317	Abdur-Rahim	26	Smith	14

INTRO PLAYERS EXECUTIVES BASKETBALL OPERATIONS BUSINESS OPERATIONS MEDIA COMMUNITY HISTORY PLAYOFFS REVIEW OPPONENTS NBA FEDERFORUM AT A GLANCE



# SEASON REVIEW

# SEASON REVIEW



## 1997-98 VANCOUVER GRIZZLIES (19-63)



Back Row, L-R: Brian Hill, Jim Boylan, Lionel Hollins, Jack Nolan, George Lynch, Shareef Abdur-Rahim, Pete Chilcutt, Otis Thorpe, Bryant Reeves, Ivano Newbill, Tony Massenburg, Stu Jackson, Noah Croom, Troy Wenzel, Scott McCullough, Rob Hackett. Front Row, L-R: Doug West, Chris Robinson, Anthony Peeler, Lee Mayberry, Antonio Daniels, Marcus Brown, Sam Mack, Blue Edwards.

Player	--Field Goals--			--3-Point FG--			--Free Throws--			--Rebounds--			--Other--			Pts	Avg						
	G	GS	Min	FG	FGA	Pct	FG	FGA	Pct	FT	FTA	Pct	Off	Def	Tot			Stl	TO	Blk			
Abdur-Rahim	82	82	2950	653	1347	.485	21	51	.412	502	640	.784	227	354	581	213	201	0	89	257	76	1829	22.3
Reeves	74	74	2527	492	941	.523	0	4	.000	223	316	.706	196	389	585	155	278	6	39	156	80	1207	16.3
Thorpe	47	46	1574	205	420	.477	0	4	.000	118	170	.694	100	271	371	161	158	3	30	115	23	528	11.2
Mack	57	54	1414	222	559	.397	110	269	.409	62	77	.805	30	103	133	101	117	0	41	69	11	616	10.8
Edwards	81	20	1968	326	742	.439	40	120	.333	180	215	.837	61	156	217	201	183	0	86	134	27	872	10.8
Peeler	8	8	202	35	72	.486	5	19	.263	4	6	.667	6	14	20	23	16	0	9	6	0	79	9.9
Daniels	74	50	1956	228	548	.416	11	52	.212	112	170	.659	22	121	143	334	88	0	55	164	10	579	7.8
Lynch	82	0	1493	248	516	.481	9	30	.300	111	158	.703	147	215	362	122	161	0	65	104	41	616	7.5
Massenburg	61	13	894	148	309	.479	0	0	---	100	137	.730	80	152	232	21	123	0	25	60	24	396	6.5
Smith	30	29	706	67	133	.504	0	1	.000	48	73	.658	85	121	206	59	60	0	26	36	6	182	6.1
Chilcutt	82	0	1420	156	359	.435	54	130	.415	39	59	.661	77	229	306	104	158	0	53	62	37	405	4.9
Mayberry	79	32	1835	131	349	.375	63	180	.350	38	51	.745	19	95	114	349	164	1	65	113	10	363	4.6
Hurley	27	0	458	46	123	.374	1	7	.143	29	39	.744	5	25	30	97	43	0	10	44	0	122	4.5
C.Robinson	16	0	143	23	63	.365	7	24	.292	1	2	.500	0	13	13	10	21	0	7	15	1	54	3.4
L.Robinson	6	0	41	6	19	.316	3	6	.500	2	2	1.000	2	10	12	1	0	0	4	2	0	17	2.8
Newbill	28	2	249	20	57	.351	1	1	1.000	17	30	.567	24	45	69	9	38	0	10	17	3	58	2.1
<b>GRIZZLIES</b>	<b>82</b>		<b>19830</b>	<b>3006</b>	<b>6567</b>	<b>.458</b>	<b>325</b>	<b>898</b>	<b>.362</b>	<b>1586</b>	<b>2145</b>	<b>.739</b>	<b>1081</b>	<b>2313</b>	<b>3394</b>	<b>1960</b>	<b>1809</b>	<b>10</b>	<b>614</b>	<b>1405</b>	<b>349</b>	<b>7923</b>	<b>96.6</b>
<b>OPPONENT</b>	<b>82</b>		<b>19830</b>	<b>3230</b>	<b>6797</b>	<b>.475</b>	<b>428</b>	<b>1111</b>	<b>.385</b>	<b>1634</b>	<b>2233</b>	<b>.732</b>	<b>1144</b>	<b>2358</b>	<b>3502</b>	<b>2101</b>	<b>1832</b>	<b>12</b>	<b>836</b>	<b>1163</b>	<b>538</b>	<b>8522</b>	<b>103.9</b>

## QUICK FACTS

- The Vancouver Grizzlies established a then franchise high for wins with a 19-63 record, placing sixth in the Midwest Division.
- Shareef Abdur-Rahim set a franchise season record in points (1,829), field goals made (653) and free throws made (502), while ranking sixth in the NBA with 22.3 points per game.
- The club dished out a franchise-best 1,960 assists.
- The Grizzlies grabbed a club-record 1,081 offensive rebounds.
- Bryant Reeves finished 10th in the NBA in field goal percentage, shooting 52.3 percent from the field.
- Antonio Daniels set a Grizzlies rookie record by dishing out 334 assists.

## NBA STATISTICAL RANKINGS

Category	Vancouver	Opponents	Category	Vancouver	Opponents
Points Per Game	96.6	10th	Assists Per Game	23.9	6th
Field Goal Pct.	.457	9th	Steals Per Game	7.49	26th
Free Throw Pct.	.362	6th	Turnovers Per Game	17.1	28th
3-Pt. Field Goal Pct.	.362	6th	Blocks Per Game	4.26	24th
Offensive Rebounds Per Game	13.2	12th	Personal Fouls Per Game	22.1	10th
Defensive Rebounds Per Game	28.2	18th	Disqualifications	10	3rd
Rebounds Per Game	41.4	15th	Points Per Game Differential	-7.3	25th

## 1997-98 GAME BY GAME

Date	Opponent	Van	Opp	Hm	Rd	Tot	Atten	Grizzlies Top Scorer	Grizzlies Top Rebounder	Opponent Top Scorer		
Oct 31	DALLAS	L	88	90	0-1	0-0	17,021	Abdur-Rahim	31	Davis	18	
Nov 1	SACRAMENTO	W	97	96	1-1	0-0	15,460	Abdur-Rahim	19	Richmond	24	
Nov 4	at Dallas	L	87	92	1-1	0-1	14,285	Abdur-Rahim	28	Finley	29	
Nov 5	at San Antonio	L	79	87	1-1	0-2	14,523	Peeler	19	Robinson	22	
Nov 7	MINNESOTA	L	97	108	1-2	0-2	14,530	Abdur-Rahim	23	Marbury	26	
Nov 9	DETROIT	W	104	96(ot)	2-2	0-2	14,925	Abdur-Rahim, Reeves	22	Hunter	23	
Nov 11	L.A. CLIPPERS	W	119	113	3-2	0-2	15,160	Abdur-Rahim	29	Rogers	26	
Nov 12	at Utah	L	80	98	3-2	0-3	19,851	Reeves	15	Malone	26	
Nov 15	MILWAUKEE	W	109	94	4-2	0-3	15,666	Abdur-Rahim	24	Brandon	22	
Nov 16	at L.A. Lakers	L	95	121	4-2	0-4	17,139	Abdur-Rahim	25	Jones	28	
Nov 18	at Denver	W	100	87	4-2	1-4	9,718	Edwards	27	Jackson	31	
Nov 19	at Seattle	L	87	107	4-2	1-5	17,072	Abdur-Rahim	25	Payton	18	
Nov 21	DENVER	W	99	96	5-2	1-5	15,988	Abdur-Rahim	28	Newman, Stith	31	
Nov 23	at New York	L	84	104	5-2	1-6	19,763	Reeves	18	Ewing, Oakley	19	
Nov 26	at Milwaukee	L	82	101	5-2	1-7	15,126	Abdur-Rahim	19	Robinson	25	
Nov 27	at Indiana	L	85	106	5-2	1-8	16,110	Lynch	15	Mullin	27	
Nov 29	at Minnesota	L	87	106	5-2	1-9	17,494	Daniels	16	Gugliotta	23	
Nov 30	at Detroit	W	97	95	5-2	2-9	16,030	Abdur-Rahim	19	Williams	26	
Dec 3	ORLANDO	L	97	101	5-3	2-9	15,069	Abdur-Rahim	24	Strong	23	
Dec 5	CLEVELAND	L	98	107	5-4	2-9	15,558	Abdur-Rahim	27	Person	30	
Dec 9	at Phoenix	L	85	107	5-4	2-10	19,023	Abdur-Rahim	21	Ceballos	23	
Dec 12	GOLDEN STATE	W	95	88	6-4	2-10	14,810	Abdur-Rahim	30	Smith	21	
Dec 14	HOUSTON	W	110	105	7-4	2-10	14,411	Reeves	23	Willis	28	
Dec 16	at Houston	L	91	118	7-4	2-11	16,285	Abdur-Rahim	18	Chilcutt	23	
Dec 17	at San Antonio	L	87	98	7-4	2-12	13,576	Abdur-Rahim	24	Daniels	10	
Dec 19	at Portland	L	91	96	7-4	2-13	19,863	Abdur-Rahim	25	Abdur-Rahim, Massenburg	10	
Dec 21	PORTLAND	W	88	86	8-4	2-13	10,177	Abdur-Rahim	28	Rider	33	
Dec 26	PHOENIX	L	100	118	8-5	2-13	10,181	Abdur-Rahim	23	Reeves, Ceballos	19	
Dec 28	UTAH	L	88	89	8-6	2-13	10,199	16,488	Abdur-Rahim	31	Malone	26
Dec 30	SAN ANTONIO	L	115	124	8-7	2-13	10,200	15,872	Mack	28	Person	32
Jan 1	PHILADELPHIA	L	104	115	8-8	2-13	10,211	15,495	Abdur-Rahim	23	Iverson	29
Jan 2	at Sacramento	L	80	94	8-8	2-14	10,222	13,925	Abdur-Rahim	30	Reeves	13
Jan 4	SEATTLE	L	108	120	8-9	2-14	10,233	15,122	Abdur-Rahim, Mack	21	Baker	30
Jan 6	L.A. LAKERS	L	87	100	8-10	2-14	10,244	15,837	Reeves	25	O'Neal	25
Jan 7	at L.A. Clippers	L	102	110	8-10	2-15	10,255	4,107	Abdur-Rahim	30	Taylor	25
Jan 9	CHARLOTTE	L	90	98	8-11	2-15	10,265	15,251	Abdur-Rahim	22	Rice	26
Jan 11	MIAMI	L	90	96	8-12	2-15	10,277	15,186	Abdur-Rahim	26	Hardaway	20
Jan 13	at Philadelphia	L	89	107	8-12	2-16	10,288	10,838	Abdur-Rahim	23	Reeves, Thorpe	10
Jan 15	at Boston	L	93	97	8-12	2-17	10,299	16,855	Reeves	41	Thomas	23
Jan 16	at Washington	L	110	112	8-12	2-18	10,300	16,763	Thorpe	21	Walker	22
Jan 20	DENVER	W	88	77	9-12	2-18	11,300	15,852	Abdur-Rahim	24	Howard	25
Jan 23	at Golden State	W	88	80	9-12	3-18	12,359	Abdur-Rahim	26	Smith	23	
Jan 24	GOLDEN STATE	W	107	96	10-12	3-18	10,330	16,223	Abdur-Rahim	20	Smith	32
Jan 27	CHICAGO	L	85	103	10-13	3-18	13,311	19,193	Abdur-Rahim	16	Pippen	29
Jan 29	MINNESOTA	L	106	112	10-14	3-18	13,321	15,111	Abdur-Rahim	27	Marbury	31
Jan 31	NEW JERSEY	L	106	116	10-15	3-18	13,333	17,094	Abdur-Rahim	26	Cassell	26
Feb 2	at Dallas	L	90	104	10-15	3-19	13,344	11,049	Reeves	19	Finley	30
Feb 3	at Houston	L	97	110	10-15	3-20	13,355	16,285	Abdur-Rahim	30	Barkley	25
Feb 5	at Charlotte	L	93	108	10-15	3-21	13,366	21,984	Abdur-Rahim	19	Rice	30
Feb 12	HOUSTON	L	103	112	10-16	3-21	13,377	15,620	Abdur-Rahim	16	Drexler	25
Feb 14	WASHINGTON	W	110	108(ot)	11-16	3-21	14,377	16,105	Reeves	22	Cheneay	24
Feb 18	BOSTON	L	105	114	11-17	3-21	14,388	16,703	Mack	27	Barros	29
Feb 20	at Atlanta	L	92	115	11-17	3-22	14,399	9,022	Abdur-Rahim	18	Smith	21
Feb 22	at Toronto	L	105	113(ot)	11-17	3-23	14,400	16,932	Abdur-Rahim	22	Reeves	27
Feb 24	at New Jersey	L	101	110	11-17	3-24	14,411	13,335	Reeves	31	Killups	29
Feb 25	at Cleveland	L	101	106	11-17	3-25	14,422	13,701	Reeves	29	Henderson	30
Mar 1	ATLANTA	L	76	101	11-18	3-25	14,433	15,371	Reeves, Chilcutt	16	Blaylock, Henderson	20
Mar 3	INDIANA	L	103	111	11-19	3-25	14,444	15,095	Abdur-Rahim	27	Smits	26
Mar 6	SACRAMENTO	L	96	98	11-20	3-25	14,455	14,605	Abdur-Rahim	30	Richmond	32
Mar 8	TORONTO	W	113	106	12-20	3-25	15,455	16,098	Reeves	38	Brown	21
Mar 12	at Denver	L	93	98	12-20	3-26	15,466	9,112	Mack	19	Alexander	21
Mar 13	at Utah	L	101	110	12-20	3-27	15,477	19,911	Reeves	23	Malone	30
Mar 15	L.A. LAKERS	L	110	119	12-21	3-27	15,488	18,983	Reeves	24	O'Neal	24
Mar 17	at Orlando	L	92	99	12-21	3-28	15,499	17,248	Edwards	19	Anderson	21
Mar 18	at Miami	L	91	94	12-21	3-29	15,500	14,653	Abdur-Rahim	21	Mourning	26
Mar 20	at Chicago	L	92	98	12-21	3-30	15,511	24,023	Reeves	30	Smith	13
Mar 21	at Minnesota	L	88	102	12-21	3-31	15,522	18,336	Abdur-Rahim	31	Smith	22
Mar 23	L.A. CLIPPERS	W	106	95	13-21	3-31	15,532	15,392				





# SEASON REVIEW

# SEASON REVIEW



## 1996-97 VANCOUVER GRIZZLIES (14-68)



**Back Row, L-R:** Troy Wenzel, Jay Hillock, Noah Croom, Larry Riley, Pete Chilcutt, Roy Rogers, Jack Lothian, Bryant Reeves, Eric Mobley, Rich Manning, Shareef Abdur-Rahim, Rex Hughes, Lionel Hollins, Jimmy Powell, Rob Hackett. **Front Row, L-R:** Stu Jackson, Chucky Atkins, Tim Breaux, Lawrence Moten, Anthony Peeler, Greg Anthony, Blue Edwards, George Lynch, Doug Edwards, Chris Robinson, Lee Mayberry, Brian Winters.

Player	--Field Goals--			--3-Point FG--			--Free Throws--			--Rebounds--			Pct	Off	Def	Tot	Ast	PF	Dq	Stl	TO	Blk	Pts	Avg
	G	GS	Min	FG	FGA	Pct	FG	FGA	Pct	FT	FTA	Pct												
Abdur-Rahim	80	71	2802	550	1214	.453	7	27	.259	387	519	.746	216	339	555	175	199	0	79	225	79	1494	18.7	
Reeves	75	75	2777	498	1025	.486	1	11	.091	216	307	.704	174	436	610	160	270	3	29	175	67	1213	16.2	
Peeler	72	57	2291	402	1011	.398	128	343	.373	109	133	.820	54	193	247	256	168	0	105	157	17	1041	14.5	
Anthony	65	44	1863	199	507	.393	88	238	.370	130	178	.730	25	159	184	407	122	0	129	129	4	616	9.5	
Lynch	41	27	1059	137	291	.471	8	31	.258	60	97	.619	98	163	261	76	97	1	63	64	17	342	8.3	
Edwards	61	12	1439	182	458	.397	25	89	.281	89	109	.817	49	140	189	114	135	0	38	81	20	478	7.8	
Moten	67	18	1214	171	441	.388	41	141	.291	64	99	.646	43	76	119	129	83	0	48	81	24	447	6.7	
Rogers	82	50	1848	244	483	.505	1	1	1.000	54	94	.574	139	247	386	46	214	1	21	86	163	543	6.6	
Williams	32	1	553	82	143	.573	0	1	.000	33	49	.673	60	78	138	15	72	1	16	28	26	197	6.2	
Mayberry	80	38	1952	149	370	.403	83	221	.376	29	46	.630	29	105	134	329	159	0	60	90	8	410	5.1	
C. Robinson	41	6	681	69	182	.379	34	89	.382	16	26	.615	23	48	71	65	85	2	28	34	9	188	4.6	
Chilcutt	54	1	662	72	165	.436	25	69	.362	13	22	.591	67	89	156	47	52	0	26	28	17	182	3.4	
Manning	16	1	128	18	48	.375	2	3	.667	6	8	.750	8	15	23	2	18	0	3	5	1	44	2.8	
Mobley	28	8	307	28	63	.444	0	0	---	16	30	.533	30	28	58	14	44	0	5	29	10	72	2.6	
Leckner	19	1	115	14	30	.467	0	0	---	6	12	.500	5	30	35	4	32	0	3	10	2	34	1.8	
Norris	8	0	89	4	22	.182	2	10	.200	2	5	.400	3	9	12	23	5	0	4	5	0	12	1.5	
<b>GRIZZLIES</b>	<b>82</b>		<b>19780</b>	<b>2819</b>	<b>6453</b>	<b>.437</b>	<b>445</b>	<b>1274</b>	<b>.349</b>	<b>1230</b>	<b>1734</b>	<b>.709</b>	<b>1023</b>	<b>2155</b>	<b>3178</b>	<b>1862</b>	<b>1755</b>	<b>8</b>	<b>657</b>	<b>1301</b>	<b>464</b>	<b>7313</b>	<b>89.2</b>	
<b>OPPONENT</b>	<b>82</b>		<b>19780</b>	<b>3092</b>	<b>6556</b>	<b>.472</b>	<b>500</b>	<b>1369</b>	<b>.365</b>	<b>1468</b>	<b>2018</b>	<b>.727</b>	<b>1206</b>	<b>2426</b>	<b>3632</b>	<b>1974</b>	<b>1593</b>	<b>15</b>	<b>725</b>	<b>1251</b>	<b>461</b>	<b>8152</b>	<b>99.4</b>	

## QUICK FACTS

- The Vancouver Grizzlies posted a 14-68 record, placing seventh in the Midwest Division.
- Shareef Abdur-Rahim** became the only unanimous selection on the NBA All-Rookie First Team by averaging 18.7 points (second among rookies, 26th in NBA) and finished third in Rookie of the Year balloting behind winner **Allen Iverson** and **Stephon Marbury**, while being named NBA Rookie of the Month in December and February.
- Anthony Peeler** became the first player in franchise history to score 40 points in a game, accomplishing the feat on Feb. 4 at New Jersey.
- Bryant Reeves** set a franchise record by making 18 field goals on April 19 at Phoenix.
- President and General Manager **Stu Jackson** assumed the head coaching duties on Jan. 24, replacing **Brian Winters**.
- Greg Anthony** finished ninth in the NBA in steals at 1.98 per game.
- Roy Rogers** placed 12th in the league in blocks with 1.99 swats per game.

## NBA STATISTICAL RANKINGS

Category	Vancouver	Opponents	Category	Vancouver	Opponents
Points Per Game	89.2	28th	Assists Per Game	22.7	10th
Field Goal Pct.	.437	26th	Steals Per Game	8.01	15th
Free Throw Pct.	.709	27th	Turnovers Per Game	15.9	16th
3-Pt. Field Goal Pct.	.349	23rd	Blocks Per Game	5.66	6th
Offensive Rebounds Per Game	12.5	15th	Personal Fouls Per Game	21.4	9th
Defensive Rebounds Per Game	26.3	28th	Disqualifications	8	1st
Rebounds Per Game	38.8	27th	Points Per Game Differential	-8.6	29th

## 1996-97 GAME BY GAME

Date	Opponent	Van	Opp	Hm	Rd	Tot	Atten	Grizzlies Top Scorer	Grizzlies Top Rebounder	Opponent Top Scorer				
Nov 1	PORTLAND	L	85	114	0-1	0-0	0-1	19,193	Abdur-Rahim, Edwards	16	Abdur-Rahim, Chilcutt	5	Robinson	22
Nov 3	GOLDEN STATE	L	95	105	0-2	0-0	0-2	15,781	Peeler	21	Reeves	10	Mullin	11
Nov 5	at Chicago	L	73	96	0-2	0-1	0-3	23,726	Anthony	13	Four players tied	5	Jordan	24
Nov 6	at Milwaukee	L	89	105	0-2	0-2	0-4	13,689	Abdur-Rahim, Edwards	18	Reeves	11	Allen, Baker	20
Nov 8	at Cleveland	L	72	88	0-2	0-3	0-5	13,691	Anthony	13	Reeves, Edwards	6	Sura	15
Nov 10	NEW YORK	L	82	101	0-3	0-3	0-6	17,356	Peeler	16	Reeves	8	Ewing	21
Nov 12	L.A. CLIPPERS	L	92	99(2ot)	0-4	0-3	0-7	14,259	Reeves	30	Reeves	11	Sealy	22
Nov 14	PHOENIX	W	92	89	1-4	0-3	1-7	15,158	Edwards	34	Four players tied	5	Nash	17
Nov 15	at Utah	L	96	104	1-4	0-4	1-8	19,046	Edwards	23	Rogers, Anthony	7	Malone	21
Nov 17	at Seattle	L	81	91	1-4	0-5	1-9	17,072	Rogers	18	Rogers	9	Payton	21
Nov 18	SACRAMENTO	L	83	84	1-5	0-5	1-10	14,672	Reeves	19	Rogers	9	Owens	21
Nov 20	MIAMI	L	75	94	1-6	0-5	1-11	15,054	Reeves	16	Reeves	10	Hardaway	17
Nov 24	SAN ANTONIO	W	96	91	2-6	0-5	2-11	15,874	Abdur-Rahim	18	Abdur-Rahim	9	Wilkins	26
Nov 26	at Atlanta	L	80	101	2-6	0-6	2-12	6,957	Abdur-Rahim	19	Peeler	8	Laethner	18
Nov 27	at Detroit	L	78	87	2-6	0-7	2-13	15,195	Anthony	24	Mobley	7	Hunter	24
Nov 29	at Indiana	L	94	104	2-6	0-8	2-14	15,488	Abdur-Rahim	20	Lynch	11	Muller	25
Nov 30	at Philadelphia	L	90	96	2-6	0-9	2-15	13,038	Rogers	16	Lynch	7	Stackhouse	31
Dec 4	INDIANA	L	80	127	2-7	0-9	2-16	15,699	Abdur-Rahim	20	Rogers	5	Miller	36
Dec 6	at San Antonio	W	105	89	2-7	1-9	3-16	13,646	Reeves	29	Abdur-Rahim, Lynch	8	Wilkins	24
Dec 7	at Dallas	L	85	96	2-7	1-10	3-17	15,102	Peeler	16	Lynch	9	Harper	20
Dec 9	CHARLOTTE	L	91	107	2-8	1-10	3-18	15,780	Peeler	23	Reeves	10	Rice	30
Dec 12	at Portland	L	78	99	2-8	1-11	3-19	20,042	Chilcutt	13	Chilcutt	10	Anderson	22
Dec 13	ORLANDO	W	95	93	3-8	1-11	4-19	19,954	Reeves	27	Abdur-Rahim	11	Seikaly	15
Dec 15	at Phoenix	L	84	103	3-8	1-12	4-20	19,023	Abdur-Rahim	28	Abdur-Rahim	4	Horry	29
Dec 17	HOUSTON	W	93	92	4-8	1-12	5-20	16,205	Abdur-Rahim	22	Reeves	8	Olajuwon	23
Dec 19	DALLAS	L	98	105	4-9	1-12	5-21	15,049	Peeler	25	Lynch	10	Gatling	25
Dec 20	at Denver	L	93	108	4-9	1-13	5-22	10,020	Peeler	19	Three players tied	5	Stith	29
Dec 22	WASHINGTON	W	91	87	5-9	1-13	6-22	15,751	Peeler	27	Lynch	12	Strickland	23
Dec 26	at Sacramento	L	88	111	5-9	1-14	6-23	17,317	Abdur-Rahim	28	Abdur-Rahim	9	Richmond, Polynice	18
Dec 28	PHOENIX	L	98	103	5-10	1-14	6-24	16,757	Peeler	30	Reeves, Lynch	9	Manning	19
Dec 30	SAN ANTONIO	L	88	95	5-11	1-14	6-25	15,749	Peeler	23	Abdur-Rahim	12	Maxwell, Johnson	23
Jan 3	SEATTLE	L	94	108	5-12	1-14	6-26	19,193	Peeler	24	Lynch	15	Payton	29
Jan 5	L.A. LAKERS	L	82	95	5-13	1-14	6-27	19,193	Peeler	17	Lynch	16	O'Neal	31
Jan 8	at Golden State	W	109	95	5-13	2-14	7-27	12,819	Abdur-Rahim	34	Rogers	10	Smith	38
Jan 9	GOLDEN STATE	L	86	102	5-14	2-14	7-28	15,454	Abdur-Rahim	17	Lynch	8	Sprewell	27
Jan 11	SACRAMENTO	L	101	109	5-15	2-14	7-29	16,092	Abdur-Rahim	37	Reeves	10	Richmond	32
Jan 14	at L.A. Lakers	L	81	91	5-15	2-15	7-30	15,606	Peeler	23	Reeves	10	O'Neal	24
Jan 15	DETROIT	L	79	103	5-16	2-15	7-31	16,059	Abdur-Rahim	15	Three players tied	8	Hill	31
Jan 17	UTAH	L	68	106	5-17	2-15	7-32	15,173	Reeves	17	Reeves	10	Malone	30
Jan 19	TORONTO	W	100	92	6-17	2-15	8-32	17,474	Abdur-Rahim	26	Lynch	13	Stoudamire	34
Jan 20	at Seattle	L	96	112	6-17	2-16	8-33	17,072	Anthony	24	Reeves	8	Payton	30
Jan 22	at Denver	L	84	94	6-17	2-17	8-34	8,422	Abdur-Rahim	22	Reeves	12	L. Ellis	33
Jan 23	MINNESOTA	L	76	95	6-18	2-17	8-35	15,282	Reeves	22	Reeves	8	Gugliotta	22
Jan 25	DENVER	L	82	83	6-19	2-17	8-36	17,102	Reeves	23	Abdur-Rahim, Reeves	9	L. Ellis	33
Jan 27	at Golden State	L	97	122	6-19	2-18	8-37	12,839	Abdur-Rahim	23	Abdur-Rahim	8	Sprewell	18
Jan 28	CHICAGO	L	94	111	6-20	2-18	8-38	19,193	Abdur-Rahim	24	Abdur-Rahim, Reeves	12	Jordan	28
Jan 30	at L.A. Clippers	L	96	100	6-20	2-19	8-39	5,122	Reeves	25	Reeves	12	Vaught	28
Jan 31	ATLANTA	L	76	87	6-21	2-19	8-40	15,205	Abdur-Rahim	24	Abdur-Rahim	10	Smith	24
Feb 2	at Boston	W	102	92	6-21	3-19	9-40	15,737	Reeves	33	Reeves	18	Williams	22
Feb 4	at New Jersey	L	105	111	6-21	3-20	9-41	10,990	Peeler	40	Abdur-Rahim	11	Kittles	38
Feb 6	at Minnesota	L	86	103	6-21	3-21	9-42	14,277	Peeler	24	Chilcutt	10	Garnett	12
Feb 11	at Houston	L	97	106	6-21	3-22	9-43	16,285	Abdur-Rahim	24	Reeves	10	Willis, Price	20
Feb 12	at San Antonio	W	106	101	6-21	4-22	10-43	12,463	Reeves	31	Reeves	12	Maxwell	19
Feb 14	BOSTON	W	109	106	7-21	4								



# SEASON REVIEW

## 1995-96 VANCOUVER GRIZZLIES (15-67)



Back Row, L-R: Chris King, Greg Anthony, Anthony Avent, Darrick Martin, Doug Edwards, Troy Wenzel, Bryant Reeves, Rob Hackett, Eric Mobley, Scott McCullough, Eric Murdock, Ashraf Amaya, Lawrence Moten, Byron Scott. Front Row, L-R: Kenny Gattison, Jimmy Powell, Brian Winters, Rex Hughes, Lionel Hollins, Blue Edwards.

Player	--Field Goals--			--3-Point FG--			--Free Throws--			--Rebounds--			PF	Dq	Stl	TO	Blk	Pts	Avg				
	G	GS	Min	FG	FGA	Pct	FG	FGA	Pct	FT	FTA	Pct								Off	Def	Tot	Ast
Anthony	69	69	2096	324	781	.415	90	271	.332	229	297	.771	29	145	174	476	137	1	116	160	11	967	14.0
Benjamin	13	13	404	71	161	.441	0	0	---	39	56	.696	31	72	103	16	40	1	10	34	15	181	13.9
Reeves	77	63	2460	401	877	.457	0	3	.000	219	299	.732	178	392	570	109	226	2	43	157	55	1021	13.3
B. Edwards	82	82	2773	401	956	.419	84	245	.343	157	208	.755	98	248	346	212	243	1	118	170	46	1043	12.7
Scott	80	0	1894	271	676	.401	74	221	.355	203	243	.835	40	152	192	123	126	0	63	100	22	819	10.2
Gattison	25	14	570	91	190	.479	0	0	---	47	78	.603	35	79	114	14	75	0	10	40	11	229	9.2
Murdock	64	14	1480	220	521	.422	39	122	.320	106	131	.809	21	134	155	292	124	0	129	120	9	585	9.1
King	80	66	1930	250	585	.427	44	113	.389	90	136	.662	102	183	285	104	163	0	68	103	33	634	7.9
Wilkins	28	14	738	77	205	.376	14	64	.219	20	23	.870	22	43	65	68	55	0	22	37	2	188	6.7
D.Martin	24	0	402	59	131	.450	5	22	.227	38	46	.826	13	25	38	61	47	0	27	37	1	161	6.7
Moten	44	3	573	112	247	.453	18	55	.327	49	75	.653	36	25	61	50	54	0	29	44	8	291	6.6
Amaya	54	34	1104	121	252	.480	0	1	.000	97	149	.651	114	189	303	33	151	3	22	57	10	339	6.3
Avent	71	32	1586	179	466	.384	0	0	---	57	77	.740	108	247	355	69	202	3	30	107	42	415	5.8
Harvey	18	6	410	39	95	.411	0	2	.000	20	43	.465	27	67	94	9	38	0	14	18	21	98	5.4
Mobley	34	1	611	72	131	.550	1	2	.500	37	83	.446	51	77	128	22	82	1	13	49	23	182	5.4
Manning	29	0	311	49	113	.434	0	1	.000	9	14	.643	16	39	55	7	37	0	3	17	6	107	3.7
D. Edwards	31	0	519	32	91	.352	0	4	.000	29	38	.763	35	52	87	39	51	2	10	29	18	93	3.0
C. Martin	4	0	19	3	5	.600	3	3	1.000	0	2	.000	1	1	2	2	1	0	1	1	0	9	2.3
GRIZZLIES	82		19880	2772	6483	.428	372	1129	.329	1446	1998	.724	957	2170	3127	1706	1852	14	728	1347	333	7362	89.8
OPPONENT	82		19880	3080	6486	.475	459	1226	.374	1561	2129	.733	1102	2550	3652	1988	1785	9	698	1423	474	8180	99.8

### QUICK FACTS

- In the Vancouver Grizzlies' inaugural season, the club finished seventh in the Midwest Division with a 15-67 record.
- Brian Winters** named the franchise's first head coach on June 19, 1995, while former head coach **Lionel Hollins** served as an assistant coach.
- Kevin Pritchard** became the franchise's first player by signing with the Grizzlies on June 1. The club's first draft pick was **Bryant Reeves** from Oklahoma State, taken sixth overall in the 1995 NBA Draft.
- The Grizzlies played their first game on Oct. 13 vs. Portland, falling 104-86 in a preseason contest.
- Blue Edwards** (15 points, 13 rebounds and 11 assists) recorded the first triple-double in franchise history on March 1 vs. Dallas.
- Reeves named to the 1995-96 NBA All-Rookie Second Team, averaging 13.3 points and 7.4 rebounds in 77 games.
- The club dropped a franchise-record 23 consecutive games from Feb. 16-April 2.
- Eric Murdock** finished seventh in the NBA in steals with 1.85 thefts per game.

### NBA STATISTICAL RANKINGS

Category	Vancouver	Opponents	Category	Vancouver	Opponents
Points Per Game	89.8	29th	Assists Per Game	20.8	25th
Field Goal Pct.	42.8	27th	Steals Per Game	8.88	5th
Free Throw Pct.	.724	22nd	Turnovers Per Game	16.4	20th
3-PT. Field Goal Pct.	.329	28th	Blocks Per Game	4.06	24th
Offensive Rebounds Per Game	11.7	22nd	Personal Fouls Per Game	22.6	13th
Defensive Rebounds Per Game	26.5	25th	Disqualifications	14	6th
Rebounds Per Game	38.1	28th	Points Per Game Differential	-10.0	29th

## 1995-96 GAME BY GAME

Date	Opponent	Van	Opp	Hm	Rd	Tot	Atten	Grizzlies Top Scorer	Grizzlies Top Rebounder	Opponent Top Scorer	
Nov 3	at Portland	W	92	80	0-0	1-0	19,115	Benjamin	29	13 Robinson	
Nov 5	MINNESOTA	W	100	98(ot)	1-0	1-0	19,193	Scott	18	13 Laettner	
Nov 7	at Dallas	L	88	99	1-0	1-1	15,325	Benjamin	16	6 Mashburn	
Nov 8	at San Antonio	L	62	111	1-0	1-2	12,355	King	12	11 Robinson	
Nov 10	L.A. CLIPPERS	L	91	98	1-1	1-2	17,345	Anthony	28	11 Sealy	
Nov 11	at Seattle	L	81	117	1-1	1-3	2-4	17,102	Benjamin	14	8 Kemp
Nov 13	DALLAS	L	89	94	1-2	1-3	2-5	17,171	Anthony	19	9 Kidd
Nov 16	at L.A. Clippers	L	98	103	1-2	1-4	2-6	10,169	Scott	18	6 Vaughn
Nov 17	L.A. LAKERS	L	91	114	1-3	1-4	2-7	19,193	Anthony	17	8 Van Exel
Nov 19	at New York	L	93	98	1-3	1-5	2-8	19,763	Anthony	18	8 Harper
Nov 22	at Orlando	L	93	95	1-3	1-6	2-9	17,248	Scott	20	8 Hardaway
Nov 24	at Charlotte	L	104	116	1-3	1-7	2-10	24,042	Benjamin	18	7 Johnson, Rice
Nov 25	at Miami	L	91	111	1-3	1-8	2-11	14,293	Benjamin	22	10 Mourning
Nov 28	at Minnesota	L	98	121	1-3	1-9	2-12	10,251	Anthony	23	9 Three players tied
Nov 30	CHICAGO	L	88	94	1-4	1-9	2-13	19,193	Anthony	27	8 Jordan
Dec 1	at L.A. Lakers	L	100	113	1-4	1-10	2-14	12,426	Anthony, B. Edwards	20	9 Ceballos
Dec 3	MILWAUKEE	L	95	109	1-5	1-10	2-15	14,149	Anthony, Reeves, Harvey	13	8 Baker
Dec 5	at Phoenix	L	108	112	1-5	1-11	2-16	19,023	Anthony, B. Edwards	22	8 Finley
Dec 7	DETROIT	L	84	93	1-6	1-11	2-17	14,685	Anthony	31	6 Houston
Dec 10	TORONTO	L	81	93	1-7	1-11	2-18	17,438	B. Edwards	23	11 Stoudamire
Dec 13	HOUSTON	L	89	100	1-8	1-11	2-19	15,715	B. Edwards	19	11 Horry
Dec 15	PORTLAND	W	104	100(ot)	2-8	1-11	3-19	15,236	Reeves	25	17 Strickland
Dec 16	GOLDEN STATE	L	85	116	2-9	1-11	3-20	15,539	Moten	16	6 Sprewell
Dec 18	at Sacramento	L	85	92	2-9	1-12	3-21	17,317	Reeves	23	7 Grant
Dec 19	SEATTLE	W	94	93	3-9	1-12	4-21	16,701	B. Edwards	22	11 Hawkins
Dec 21	at Seattle	L	68	92	3-9	1-13	4-22	17,072	Avent	19	9 Payton
Dec 22	PHOENIX	L	80	101	3-10	1-13	4-23	17,636	Reeves	19	8 Barkley
Dec 26	at Houston	L	84	100	3-10	1-14	4-24	16,285	Murdock	16	16 Olajuwon
Dec 28	at Dallas	L	101	103(2ot)	4-10	1-15	4-25	17,502	Anthony, Reeves	18	15 Jackson
Dec 30	BOSTON	W	103	95	3-10	1-15	5-25	19,193	B. Edwards	26	13 Radja
Jan 5	PHILADELPHIA	W	103	102(ot)	5-10	1-15	6-25	17,870	Anthony	32	14 Ruffin
Jan 7	L.A. CLIPPERS	L	93	101	5-11	1-15	6-26	18,089	Anthony	25	8 Sealy
Jan 9	at Golden State	L	103	109	5-11	1-16	6-27	15,025	Murdock, Gattison	19	9 Sprewell
Jan 10	DENVER	L	85	91	5-12	1-16	6-28	15,416	B. Edwards	20	15 Abdul-Rauf
Jan 12	GOLDEN STATE	L	95	104	5-13	1-16	6-29	16,581	B. Edwards	20	6 Sprewell
Jan 13	MIAMI	W	69	65	6-13	1-16	7-29	17,532	Anthony	21	7 Mourning, Owens
Jan 18	CLEVELAND	L	90	98	6-14	1-16	7-30	16,805	Anthony	27	13 Brandon
Jan 20	NEW YORK	W	84	80	7-14	1-16	8-30	19,193	Reeves, Anthony	14	10 Ewing
Jan 22	at Milwaukee	W	100	92	7-14	1-16	9-30	13,488	Reeves	22	11 Baker
Jan 24	at Chicago	L	84	104	7-14	2-17	9-31	23,652	Reeves	23	6 Pippin
Jan 25	at Toronto	W	106	101(ot)	7-14	1-17	10-31	21,378	Reeves	25	10 Stoudamire
Jan 27	at Washington	L	77	102	7-14	1-18	10-32	18,756	Reeves	13	7 Howard
Jan 29	at Philadelphia	L	92	103	7-14	1-19	10-33	8,422	Anthony	18	7 Stackhouse
Jan 31	at Boston	L	98	131	7-14	2-20	10-34	17,025	Reeves, Scott, Murdock	16	8 Day
Feb 2	NEW JERSEY	L	84	93	7-15	2-20	10-35	16,141	Reeves	27	10 Gillam
Feb 5	UTAH	L	83	92	7-16	2-20	10-36	15,827	Scott	19	14 Malone
Feb 7	at Utah	L	79	102	7-16	2-21	10-37	19,911	Murdock	16	5 Malone
Feb 14	SACRAMENTO	W	93	86	8-16	2-21	11-37	15,391	Anthony	21	11 Richmond
Feb 16	ATLANTA	L	100	110	8-17	2-21	11-38	15,664	Reeves	26	11 Blaylock
Feb 18	SEATTLE	L	109	118	8-18	2-21	11-39	19,193	B. Edwards	23	8 Kemp
Feb 19	at Phoenix	L	94	98(ot)	8-18	2-22	11-40	19,023	Anthony	18	7 Finley
Feb 25	SAN ANTONIO	L	84	95	8-19	2-22	11-41	16,598	Reeves	22	10 Elliott
Feb 28	L.A. LAKERS	L	80	99	8-20	2-22	11-42	19,193	Reeves	22	11 Ceballos
Mar 1	DALLAS	L	111	119	8-21	2-22	11-43	15,656	Reeves	23	13 McCloud
Mar 2	at Denver	L	82	108	8-21	2-23	11-44	15,832	Amaya	24	8 Abdul-Rauf
Mar 4	WASHINGTON	L	81	96	8-22	2-23	11-45	15,996	Scott	2	



**GRIZZLIES**  
**BASKETBALL**



***SOUTHEAST***<sup>TM</sup>  
***HOME OF THE GRIZZLIES***



**STREAM  
LIVE**



**AT&T U-VERSE**  
CHECK LOCAL LISTINGS


**DIRECTV**  
CH. 649

**DISH**  
CHECK LOCAL LISTINGS

**XFINITY**  
CH. 831



**OPPONENTS**





## EASTERN CONFERENCE / SOUTHEAST DIVISION



**Home Court:** Philips Arena – 18,188 (1999)  
**Office:** Centennial Tower, 101 Marietta Street, Suite 1900, Atlanta, GA 30303  
**Phone:** (404) 878-3800  
**Website:** hawks.com

**Principal Owner & Chair of Board of Directors/NBA Governor:** Tony Ressler  
**Vice Chair of Board of Directors:** Grant Hill  
**Alternate NBA Governor:** Steven Price  
**General Manager & Head of Basketball Operations:** Travis Schlenk  
**Head Coach:** Mike Budenholzer  
**Assistant Coaches:** Darvin Ham, Taylor Jenkins, Chris Jent, Charles Lee, Patrick St. Andrews, Ben Sullivan

**Head Athletic Trainer:** Scottie Parker  
**Communications Staff:** Garin Narain, Jon Steinberg, Jason Roose  
**Television:** FOX Sports Southeast. Bob Rathbun, Dominique Wilkins, Andre Aldridge, Olivia Harlan

**Radio:** 92.9 The Game. Steve Holman  
**Team Colors:** Torch Red, Georgia Granite Gray, Volt Green

### GRIZZLIES STREAKS

**Overall:** 15-27 (1-W)  
**Home:** 9-11 (2-L)    **Road:** 6-16 (1-W)

### 2017-18 SCHEDULE

Fri, Dec 15, 2017 at Memphis    Tue, Feb 6, 2018 at Atlanta

### ALL-TIME SERIES

SEASON	W-L	DATE	RESULT	HOME	VISITOR
2016-17	1-1	3/16/17	W	Atlanta 91	Grizzlies 103
		3/11/17	L	Grizzlies 90	Atlanta 107
2015-16	0-2	3/12/16	L	Atlanta 95	Grizzlies 83
		11/27/15	L	Grizzlies 101	Atlanta 116
2014-15	1-1	2/8/15	W	Atlanta 88	Grizzlies 94
		1/7/15	L	Grizzlies 86	Atlanta 96
2013-14	2-0	2/8/14	W	Atlanta 76	Grizzlies 79
		1/12/14	W	Grizzlies 108	Atlanta 101
2012-13	0-2	2/6/13	L	Atlanta 103	Grizzlies 92
		12/8/12	L	Grizzlies 83	Atlanta 93
2011-12	1-0	2/2/12	W	Atlanta 77	Grizzlies 96
2010-11	0-2	12/1/10	L	Atlanta 112	Grizzlies 109
		10/27/10	L	Grizzlies 104	Atlanta 119
2009-10	0-2	2/9/10	L	Grizzlies 94	Atlanta 108
		12/16/09	L	Atlanta 110	Grizzlies 97
2008-09	1-1	4/15/09	W	Grizzlies 98	Atlanta 90
		12/3/08	L	Atlanta 105	Grizzlies 95
2007-08	0-2	3/31/08	L	Grizzlies 99	Atlanta 116
		12/8/07	L	Atlanta 86	Grizzlies 78
2006-07	0-2	3/9/07	L	Atlanta 106	Grizzlies 105
		12/15/06	L	Grizzlies 88	Atlanta 97

SEASON	W-L	DATE	RESULT	HOME	VISITOR
2005-06	2-0	4/2/06	W	Grizzlies 98	Atlanta 87
		11/12/05	W	Atlanta 84	Grizzlies 85
2004-05	2-0	1/29/05	W	Grizzlies 84	Atlanta 83
		12/8/04	W	Atlanta 89	Grizzlies 97
2003-04	2-0	3/29/04 (2ot)	W	Atlanta 133	Grizzlies 136
		12/10/03	W	Grizzlies 103	Atlanta 90
2002-03	1-1	4/5/03	L	Atlanta 97	Grizzlies 91
		3/16/03	W	Grizzlies 124	Atlanta 92
2001-02	0-2	3/4/02	L	Atlanta 95	Grizzlies 76
		1/4/02	L	Grizzlies 109	Atlanta 113
2000-01	1-1	3/13/01	L	Atlanta 109	Grizzlies 99
		11/6/00	W	Grizzlies 97	Atlanta 87
1999-00	1-1	3/11/00	L	Atlanta 91	Grizzlies 86
		11/10/99 (ot)	W	Grizzlies 102	Atlanta 97
1998-99	0-1	4/2/99	L	Atlanta 84	Grizzlies 81
1997-98	0-2	3/1/98	L	Grizzlies 76	Atlanta 101
		2/20/98	L	Atlanta 115	Grizzlies 92
1996-97	0-2	1/31/97	L	Grizzlies 76	Atlanta 87
		11/26/96	L	Atlanta 101	Grizzlies 80
1995-96	0-2	3/20/96	L	Atlanta 98	Grizzlies 93
		2/16/96	L	Grizzlies 100	Atlanta 110

### BIGGEST WIN/WORST LOSS

	DATE	SCORE	MARGIN
Biggest Win	3/16/03	124-92	32
Worst Loss	3/1/98	76-101	25

### LAST WIN/LOSS

	DATE	SCORE
Last Home Win	1/12/14	108-101
Last Home Loss	3/11/17	90-107
Last Road Win	3/16/17	103-91
Last Road Loss	3/12/16	83-95

### 2016-17 SEASON SERIES STATISTICS

#### MEMPHIS VS. ATLANTA

PLAYER	G-GS	MIN	FG-FGA	PCT	3FG-FGA	PCT	FT-FTA	PCT	OFF	DEF	TOT	AST	PF-DQ	STL	TO	BLK	PTS	AVG	HI
Conley	2-2	65	13-32	.406	2-12	.167	10-11	.909	2	3	5	17	3-0	6	4	0	38	19.0	22
Green	2-2	52	14-23	.609	3-5	.600	3-3	1.000	10	13	23	0	8-0	2	3	3	34	17.0	20
Gasol	2-2	63	10-27	.370	3-8	.375	3-4	.750	1	15	16	12	6-0	1	5	0	26	13.0	18
Wright	2-0	27	7-10	.700	0-0	---	6-6	1.000	3	4	7	2	3-0	0	0	0	20	10.0	10
Randolph	2-0	36	8-20	.400	0-0	---	1-2	.500	3	4	7	2	4-0	0	5	0	17	8.5	9
Allen	2-1	49	6-15	.400	1-2	.500	1-2	.500	7	4	11	4	5-0	2	3	0	14	7.0	10
Ennis	2-1	37	4-13	.308	1-6	.167	3-4	.750	0	4	4	3	4-0	0	0	2	12	6.0	7
Parsons	1-1	23	2-7	.286	1-2	.500	0-0	---	1	1	2	3	1-0	1	0	1	5	5.0	5
Daniels	2-0	41	3-17	.176	3-12	.250	0-0	---	1	4	5	0	4-0	0	1	0	9	4.5	6
Carter	2-1	50	2-7	.286	0-4	.000	3-4	.750	0	2	2	3	4-0	4	2	2	7	3.5	4
Harrison	2-0	29	2-7	.286	1-4	.250	2-5	.400	0	6	6	5	3-0	2	0	0	7	3.5	5
Douglas	2-0	7	2-4	.500	0-0	---	0-0	---	1	0	1	0	1-0	0	1	0	4	2.0	4
<b>GRIZZLIES</b>	<b>2</b>	<b>480</b>	<b>73-182</b>	<b>.401</b>	<b>15-57</b>	<b>.263</b>	<b>32-41</b>	<b>.780</b>	<b>29</b>	<b>60</b>	<b>89</b>	<b>51</b>	<b>46-0</b>	<b>18</b>	<b>25</b>	<b>8</b>	<b>193</b>	<b>96.5</b>	<b>103</b>

#### ATLANTA VS. MEMPHIS

PLAYER	G-GS	MIN	FG-FGA	PCT	3FG-FGA	PCT	FT-FTA	PCT	OFF	DEF	TOT	AST	PF-DQ	STL	TO	BLK	PTS	AVG	HI
Prince	2-0	60	11-16	.688	5-8	.625	6-6	1.000	1	8	9	3	2-0	2	5	6	33	16.5	17
Bazemore	2-2	56	10-18	.556	3-9	.333	8-10	.800	1	1	2	1	1-0	1	2	1	31	15.5	16
Ilyasova (TOT)	4-2	112	19-44	.432	8-21	.381	14-18	.778	8	28	36	6	19-2	2	5	2	60	15.0	23
Ilyasova (ATL)	2-0	32	4-10	.400	2-3	.667	5-6	.833	3	4	7	2	8-1	1	2	0	15	7.5	9
Hardaway	2-0	51	9-19	.474	4-12	.333	4-5	.800	1	6	7	4	1-0	2	1	0	26	13.0	18
Millsap	2-2	65	8-21	.381	3-6	.500	7-11	.636	2	12	14	9	4-0	2	5	2	26	13.0	16
Schroder	2-2	55	11-31	.355	2-10	.200	2-3	.667	2	8	10	11	3-0	5	7	0	26	13.0	16
Dunleavy (TOT)	1-1	23	3-6	.500	2-4	.500	3-5	.600	1	5	6	0	1-0	1	0	0	11	11.0	11
Howard	1-1	32	3-5	.600	0-0	---	4-6	.667	3	8	11	1	3-0	0	3	3	10	10.0	10
Sefolosha	2-2	37	3-5	.600	2-4	.500	2-2	1.000	0	5	5	3	4-0	2	4	0	10	5.0	8
Calderon (TOT)	3-1	45	4-9	.444	2-5	.400	4-5	.800	0	12	12	6	7-0	0	3	0	14	4.7	14
Calderon (ATL)	2-0	37	4-7	.571	2-4	.500	4-5	.800	0	7	7	5	6-0	2	0	2	14	7.0	14
Bembry	1-0	3	1-3	.333	0-0	---	0-0	---	0	0	0	0	0-0	0	0	0	2	2.0	2
Kelly	2-0	5	1-2	.500	0-0	---	1-2	.500	0	1	1	0	0-0	0	0	0	3	1.5	2
Humphries	1-1	20	0-3	.000	0-0	---	1-2	.500	1	7	8	0	4-0	0	1	2	1	1.0	1
Muscala	2-0	25	0-2	.000	0-1	.000	1-2	.500	0	3	3	2	3-0	0	3	1	1	0.5	1
Delaney	1-0	2	0-1	.000	0-0	---	0-0	---	0	0	0	0	1-0	0	0	0	0	0.0	0
<b>HAWKS</b>	<b>2</b>	<b>480</b>	<b>65-143</b>	<b>.455</b>	<b>23-57</b>	<b>.404</b>	<b>45-60</b>	<b>.750</b>	<b>14</b>	<b>70</b>	<b>84</b>	<b>41</b>	<b>40-1</b>	<b>15</b>	<b>36</b>	<b>15</b>	<b>198</b>	<b>99.0</b>	<b>107</b>

INTRO

PLAYERS

EXECUTIVES

BASKETBALL OPERATIONS

BUSINESS OPERATIONS

MEDIA

COMMUNITY

HISTORY

PLAYOFFS

REVIEW

OPINIONS

NBA

FEDERFORUM

AT A GLANCE





## EASTERN CONFERENCE / ATLANTIC DIVISION

**Home Court:** TD Banknorth Garden – 18,624 (1995)  
**Office:** 226 Causeway Street, Fourth Floor, Boston, MA 02114  
**Phone:** (617) 854-8000  
**Website:** celtics.com

**Managing Partner, Governor and CEO:** Wyc Grousbeck  
**President:** Rich Gotham  
**President of Basketball Operations:** Danny Ainge  
**Head Coach:** Brad Stevens  
**Assistant Coaches:** Jay Larranaga, Walter McCarty, Micah Shrewsbury, Jamie Young, Jerome Allen, Scott Morrison  
**Director of Performance:** Art Home  
**Communications Staff:** Christian Megliola, Jeff Twiss, Heather Walker, Brian Olive, Brandon Chinn  
**Television:** Comcast SportsNet, Mike Gorman, Tom Heinsohn, Brian Scalabrine, Abby Chin  
**Radio:** CBS Radio Boston Broadcasters. Sean Grande, Cedric Maxwell  
**Team Colors:** Green, Gold, Black, Brown, Beige and White



### GRIZZLIES STREAKS

**Overall:** 18-24 (3-L)  
**Home:** 9-12 (1-L) **Road:** 9-12 (3-L)

### ALL-TIME SERIES

SEASON	W-L	DATE	RESULT	HOME	VISITOR
2016-17	0-2	3/23/16	W	Boston 93	Grizzlies 103
		3/27/16 (ot)	L	Grizzlies 99	Boston 112
2015-16	0-2	3/9/16	L	Boston 96	Grizzlies 98
		11/27/15	W	Grizzlies 101	Boston 93
2014-15	1-1	2/8/15	W	Boston 98	Grizzlies 92
		1/7/15	W	Grizzlies 97	Boston 90
2013-14	2-0	2/13/14	W	Boston 96	Grizzlies 70
		1/12/14	W	Grizzlies 98	Boston 80
2012-13	0-0	2/13/13	W	Grizzlies 100	Boston 92
		12/29/12	W	Boston 93	Grizzlies 93
2011-12	0-0	2/9/12	W	Boston 97	Grizzlies 96
		3/23/11	W	Boston 87	Grizzlies 90
2010-11	0-2	10/23/10 (ot)	L	Grizzlies 104	Boston 110
		2/9/10	W	Boston 94	Grizzlies 101
2009-10	0-2	12/14/09	L	Grizzlies 105	Boston 87
		9/25/09	W	Grizzlies 98	Boston 95
2008-09	0-2	3/23/08	L	Boston 102	Grizzlies 95
		3/3/08	L	Grizzlies 89	Boston 116
2007-08	0-2	12/10/07	L	Boston 90	Grizzlies 98
		3/9/07	L	Grizzlies 109	Boston 105
2005-06	1-1	12/6/06	W	Boston 98	Grizzlies 97
		3/14/06	W	Grizzlies 93	Boston 76
2004-05	1-1	11/9/05	L	Boston 99	Grizzlies 98
		2/16/05	L	Boston 90	Grizzlies 88
		1/29/04	W	Grizzlies 117	Boston 109

### 2017-18 SCHEDULE

Sat, Dec 16, 2017 at Memphis    Mon, Feb 26, 2018 at Boston

SEASON	W-L	DATE	RESULT	HOME	VISITOR
2009-10	1-3-0	12/2/09	W	Boston 98	Grizzlies 97
		10/31/09	L	Grizzlies 94	Boston 85
2008-09	0-2-0	3/2/09	L	Grizzlies 94	Boston 83
		12/2/08	L	Boston 86	Grizzlies 99
2007-08	0-2-0	3/3/08	L	Grizzlies 97	Boston 136
		12/23/07	L	Boston 103	Grizzlies 80
2006-07	2-0-1	2/4/07	W	Grizzlies 97	Boston 91
		1/2/07	W	Boston 124	Grizzlies 82
1999-00	1-4-2	2/24/00	L	Grizzlies 79	Boston 76
		1/1/00	W	Boston 109	Grizzlies 113
1990-91	0-1-1	2/3/91 (3ot)	L	Grizzlies 99	Boston 99
		2/18/90	L	Grizzlies 87	Boston 87
1999-00	1-1	1/3/00	L	Boston 79	Grizzlies 86
		1996-97	2-0	2/14/97 (ot)	Grizzlies 92
1998-99	0-1	2/2/99	W	Boston 84	Grizzlies 81
		1997-98	1-4-2	1/3/98	L
1996-97	0-2	12/30/96	W	Grizzlies 105	Boston 92
		1/31/97	L	Grizzlies 76	Atlanta 87
1995-96	0-2	11/26/96	L	Atlanta 101	Grizzlies 80
		3/20/96	L	Atlanta 98	Grizzlies 93
		2/16/96	L	Grizzlies 100	Atlanta 110

### BIGGEST WIN/WORST LOSS

	DATE	SCORE	MARGIN
<b>Biggest Win</b>	3/10/10	111-91	20
<b>Worst Loss</b>	1/31/96	98-131	33

### LAST WIN/LOSS

	DATE	SCORE
<b>Last Home Win</b>	1/10/16	101-98
<b>Last Home Loss</b>	12/20/16	109-112 (ot)
<b>Last Road Win</b>	11/27/13	100-93
<b>Last Road Loss</b>	3/9/16	103-113

### 2016-17 SEASON SERIES STATISTICS

#### MEMPHIS VS. BOSTON

PLAYER	G-GS	MIN	FG-FGA	PCT	3FG-FGA	PCT	FT-FTA	PCT	OFF	DEF	TOT	AST	PF-DQ	STL	TO	BLK	PTS	AVG	HI
Gasol	2-2	75	17-42	.405	6-10	.600	10-11	.909	1	10	11	15	5-0	3	5	3	50	25.0	26
Conley	1-1	36	6-16	.375	3-8	.375	4-6	.667	1	4	5	8	3-0	2	4	0	19	19.0	19
Daniels	2-0	55	11-23	.478	6-15	.400	4-4	1.000	0	2	2	0	4-0	1	2	0	32	16.0	24
Allen	2-2	73	11-17	.647	0-1	.000	5-7	.714	9	6	15	1	6-0	5	1	1	27	13.5	17
Randolph	2-0	49	10-27	.370	0-3	.000	5-6	.833	7	8	15	4	3-0	1	3	1	25	12.5	16
Ennis	2-2	39	6-11	.545	3-4	.750	1-1	1.000	2	1	3	2	5-0	1	1	0	16	8.0	11
Green	2-2	53	5-10	.500	0-1	.000	5-6	.833	5	13	18	2	6-0	4	2	2	15	7.5	8
Harrison	2-1	63	4-16	.250	0-7	.000	6-10	.600	2	4	6	9	7-0	3	1	0	14	7.0	12
Carter	2-0	38	4-15	.267	3-10	.300	0-2	.000	0	5	5	4	3-0	4	2	1	11	5.5	6
Martin	2-0	25	1-5	.200	0-1	.000	1-2	.500	3	6	9	0	6-1	0	3	0	3	1.5	3
Harrison	2-1	63	4-16	.250	0-7	.000	6-10	.600	2	4	6	9	7-0	3	1	0	14	7.0	12
Carter	2-0	38	4-15	.267	3-10	.300	0-2	.000	0	5	5	4	3-0	4	2	1	11	5.5	6
Martin	2-0	25	1-5	.200	0-1	.000	1-2	.500	3	6	9	0	6-1	0	3	0	3	1.5	3
<b>GRIZZLIES</b>	<b>2</b>	<b>505</b>	<b>75-182</b>	<b>.412</b>	<b>21-60</b>	<b>.350</b>	<b>41-55</b>	<b>.745</b>	<b>30</b>	<b>59</b>	<b>89</b>	<b>45</b>	<b>48-1</b>	<b>24</b>	<b>24</b>	<b>8</b>	<b>212</b>	<b>106.0</b>	<b>109</b>

#### BOSTON VS. MEMPHIS

PLAYER	G-GS	MIN	FG-FGA	PCT	3FG-FGA	PCT	FT-FTA	PCT	OFF	DEF	TOT	AST	PF-DQ	STL	TO	BLK	PTS	AVG	HI
Thomas	2-2	72	16-30	.533	8-16	.500	25-25	1.000	0	4	4	13	4-0	2	5	1	65	32.5	44
Bradley	2-2	73	15-25	.600	2-6	.333	7-9	.778	2	8	10	7	9-0	3	2	2	39	19.5	23
Crowder	2-2	71	9-17	.529	4-9	.444	8-8	1.000	0	14	14	2	4-0	0	4	1	30	15.0	17
Horford	2-2	74	13-33	.394	2-12	.167	0-1	.000	5	13	18	8	6-0	0	7	3	28	14.0	17
Green	2-0	26	9-16	.563	4-8	.500	2-2	1.000	4	4	8	1	0-0	0	2	1	24	12.0	19
Olynyk	2-0	43	4-11	.364	2-5	.400	5-6	.833	2	8	10	4	6-0	3	3	3	15	7.5	10
Smart	2-0	51	3-12	.250	2-6	.333	5-6	.833	2	4	6	10	3-0	3	4	1	13	6.5	13
Johnson	2-2	49	4-10	.400	0-1	.000	1-2	.500	5	8	13	4	10-0	2	1	0	9	4.5	5
Brown	2-0	16	1-6	.167	0-3	.000	0-0	---	0	1	1	1	0-0	0	0	0	2	1.0	2
Jarebko	2-0	18	0-1	.000	0-1	.000	0-0	---	1	1	2	1	3-0	0	0	0	0	0.0	0
Rozier	1-0	7	0-4	.000	0-1	.000	0-0	---	0	1	1	1	0-0	0	0	0	0	0.0	0
Zeller	1-0	6	0-1	.000	0-0	---	0-0	---	1	0	1	0	1-0	0	0	0	0	0.0	0
<b>CELTICS</b>	<b>2</b>	<b>505</b>	<b>74-166</b>	<b>.446</b>	<b>24-68</b>	<b>.353</b>	<b>53-59</b>	<b>.898</b>	<b>22</b>	<b>66</b>	<b>88</b>	<b>52</b>	<b>46-0</b>	<b>13</b>	<b>31</b>	<b>12</b>	<b>225</b>	<b>112.5</b>	<b>113</b>

INTRO

PLAYERS

EXECUTIVES

BASKETBALL OPERATIONS

BUSINESS OPERATIONS

MEDIA

COMMUNITY

HISTORY

PLAYOFFS

REVIEW

OPINIONS

NBA

FEDERFORUM

AT A GLANCE



## EASTERN CONFERENCE / ATLANTIC DIVISION



**Home Court:** Barclays Center – 17,732 (2012)  
**Office:** 15 MetroTech Center, 11th Floor, Brooklyn, NY 11201  
**Phone:** (718) 933-3000  
**Website:** brooklynnets.com

**Principal Owner:** Mikhail Prokhorov  
**Chairman of the Board of Directors:** Dmitry Razumov  
**President, ONEXIM Sports and Entertainment Holding USA, Inc.:** Maureen Hanlon  
**Chief Executive Officer:** Brett Yorkmark  
**General Manager:** Sean Marks  
**Assistant General Manager:** Trajan Langdon  
**Head Coach:** Kenny Atkinson  
**Assistant Coaches:** Jacque Vaughn, Chris Fleming, Bret Brielmaier  
**Assistant Coach/Director of Player Development:** Adam Harrington  
**Assistant Coach/Manager of Advance Scouting:** Jordan Ott  
**Head Athletic Trainer/Physical Therapist:** Lloyd Beckett  
**Public Relations Staff:** Aaron Harris, Eli Pearlstein, Mitch Heckart, Megan Walsh  
**Television:** YES Network. Ian Eagle, Ryan Ruocco, Sarah Kustok, Jim Spanarkel, Michael Grady  
**Radio:** WFAN (660 AM/101.9 FM). Chris Carrino, Tim Capstraw  
**Team Colors:** Black, White

### GRIZZLIES STREAKS

**Overall:** 21-20 (1-L)  
**Home:** 11-9 (1-L) **Road:** 10-11 (3-W)

### 2017-18 SCHEDULE

Sun, Nov 26, 2017 at Brooklyn      Mon, Mar 19, 2018 at Memphis

### ALL-TIME SERIES

SEASON	W-L	DATE	RESULT	HOME	VISITOR
2016-17	1-1	3/6/17	L	Grizzlies 109	Brooklyn 122
		2/13/17	W	Brooklyn 103	Grizzlies 112
2015-16	2-0	2/10/16	W	Brooklyn 90	Grizzlies 109
		10/31/15	W	Grizzlies 101	Brooklyn 91
2014-15	2-0	2/10/15	W	Grizzlies 95	Brooklyn 86
		1/14/15	W	Brooklyn 92	Grizzlies 103
2013-14	0-2	3/5/14	L	Brooklyn 103	Grizzlies 94
		11/30/13	L	Grizzlies 88	Brooklyn 97
2012-13	2-0	2/24/13	W	Brooklyn 72	Grizzlies 74
		1/25/13	W	Grizzlies 101	Brooklyn 77
2011-12	1-0	2/15/12	W	New Jersey 100	Grizzlies 105
2010-11	0-2	1/26/11	L	New Jersey 93	Grizzlies 88
		12/21/10	L	Grizzlies 94	New Jersey 101
2009-10	2-0	3/8/10	W	Grizzlies 107	New Jersey 101
		2/21/10	W	New Jersey 94	Grizzlies 104
2008-09	0-2	1/24/09	L	Grizzlies 88	New Jersey 99
		1/7/09	L	New Jersey 100	Grizzlies 89
2007-08	2-0	3/5/08	W	Grizzlies 100	New Jersey 93
		11/27/07	W	New Jersey 103	Grizzlies 110
2006-07	0-2	3/12/07	L	Grizzlies 102	New Jersey 113
		11/11/06	L	New Jersey 105	Grizzlies 92

SEASON	W-L	DATE	RESULT	HOME	VISITOR
2005-06	1-1	3/29/06	L	New Jersey 86	Grizzlies 74
		1/13/06	W	Grizzlies 81	New Jersey 69
2004-05	2-0	3/24/05	W	New Jersey 96	Grizzlies 105
		12/17/04	W	Grizzlies 89	New Jersey 84
2003-04	2-0	12/13/03	W	Grizzlies 110	New Jersey 63
		12/3/03	W	New Jersey 93	Grizzlies 96
2002-03	1-1	3/22/03	L	New Jersey 107	Grizzlies 99
		2/12/03	W	Grizzlies 97	New Jersey 90
2001-02	0-2	3/17/02	L	Grizzlies 76	New Jersey 87
		1/2/02	L	New Jersey 92	Grizzlies 74
2000-01	1-1	3/20/01	L	New Jersey 104	Grizzlies 90
		1/29/01	W	Grizzlies 97	New Jersey 86
1999-00	2-0	1/27/00	W	Grizzlies 108	New Jersey 106
		1/7/00	W	New Jersey 91	Grizzlies 101
1998-99	---	No games			
1997-98	0-2	2/24/98	L	New Jersey 110	Grizzlies 101
		1/31/98	L	Grizzlies 106	New Jersey 116
1996-97	0-2	3/6/97	L	Grizzlies 96	New Jersey 102
		2/4/97	L	New Jersey 111	Grizzlies 105
1995-96	0-2	3/19/96	L	New Jersey 82	Grizzlies 77
		2/2/96	L	Grizzlies 84	New Jersey 93

### BIGGEST WIN/WORST LOSS

	DATE	SCORE	MARGIN
<b>Biggest Win</b>	12/13/03	110-63	47
<b>Worst Loss</b>	1/2/02	74-92	18

### LAST WIN/LOSS

	DATE	SCORE
<b>Last Home Win</b>	10/31/15	(101-91)
<b>Last Home Loss</b>	3/6/17	(109-122)
<b>Last Road Win</b>	2/13/17	(112-103)
<b>Last Road Loss</b>	3/5/14	94-103

### 2016-17 SEASON SERIES STATISTICS

#### MEMPHIS VS. BROOKLYN

PLAYER	G-GS	MIN	FG-FGA	PCT	3FG-FGA	PCT	FT-FTA	PCT	OFF	DEF	TOT	AST	PF-DQ	STL	TO	BLK	PTS	AVG	HI
Conley	2-2	76	19-31	.613	5-9	.556	21-25	.840	1	3	4	12	8-0	2	3	0	64	32.0	32
Gasol	2-2	71	10-28	.357	2-8	.250	15-17	.882	2	14	16	12	4-0	1	4	3	37	18.5	19
Wright	2-1	39	11-15	.733	0-0	---	4-4	1.000	1	7	8	2	4-0	1	1	0	26	13.0	17
Green	2-1	46	7-10	.700	1-1	1.000	4-4	1.000	2	13	15	0	6-0	0	2	0	19	9.5	10
Carter	2-0	41	6-13	.462	5-8	.625	0-0	---	1	4	5	1	6-0	3	1	0	17	8.5	14
Randolph	2-0	35	6-20	.300	0-1	.000	5-8	.625	3	7	10	4	2-0	1	4	0	17	8.5	10
Parsons	2-2	47	4-10	.400	2-4	.500	4-4	1.000	0	8	8	5	2-0	2	2	0	14	7.0	12
Allen	1-0	17	2-4	.500	0-1	.000	1-2	.500	2	1	3	1	2-0	2	2	0	5	5.0	5
Ennis	1-1	28	2-2	1.000	1-1	1.000	0-0	---	0	3	3	0	3-0	0	3	0	5	5.0	5
Harrison	1-1	22	1-4	.250	1-3	.333	2-2	1.000	0	2	2	1	1-0	1	2	0	5	5.0	5
Daniels	2-0	17	2-7	.286	2-6	.333	0-0	---	0	1	1	1	0-0	0	0	0	6	3.0	6
Douglas	2-0	42	3-10	.300	0-5	.000	0-0	---	1	2	3	9	7-0	1	3	0	6	3.0	6
<b>GRIZZLIES</b>	<b>2</b>	<b>480</b>	<b>73-154</b>	<b>.474</b>	<b>19-47</b>	<b>.404</b>	<b>56-66</b>	<b>.848</b>	<b>13</b>	<b>65</b>	<b>78</b>	<b>48</b>	<b>45-0</b>	<b>14</b>	<b>28</b>	<b>3</b>	<b>221</b>	<b>110.5</b>	<b>112</b>

#### BROOKLYN VS. MEMPHIS

PLAYER	G-GS	MIN	FG-FGA	PCT	3FG-FGA	PCT	FT-FTA	PCT	OFF	DEF	TOT	AST	PF-DQ	STL	TO	BLK	PTS	AVG	HI
Kilpatrick	2-0	53	9-21	.429	4-10	.400	16-17	.941	1	10	11	6	3-0	2	1	1	38	19.0	23
Lin	1-1	24	5-10	.500	3-7	.429	5-6	.833	0	4	4	1	5-0	0	2	0	18	18.0	18
Hollis-Jefferson	2-2	49	9-16	.563	1-4	.250	6-10	.600	0	7	7	4	6-0	5	1	1	25	12.5	13
Lopez	2-2	64	10-24	.417	1-6	.167	4-4	1.000	1	6	7	7	6-0	2	5	0	25	12.5	17
Bogdanovic	1-1	25	3-6	.500	0-2	.000	5-6	.833	1	4	5	2	2-0	0	2	0	11	11.0	11
Whitehead	2-0	40	8-13	.615	3-6	.500	3-3	1.000	1	1	2	3	4-0	4	3	1	22	11.0	15
Booker	2-0	48	10-16	.625	0-2	.000	1-2	.500	5	8	13	1	3-0	2	5	1	21	10.5	13
Dinwiddie	2-1	52	6-13	.462	5-8	.625	3-3	1.000	0	6	6	4	4-0	2	3	0	20	10.0	17
Foye	2-2	32	7-11	.636	5-6	.833	0-0	---	0	4	4	3	2-0	3	1	0	19	9.5	14
LeVert	2-1	46	6-12	.500	2-7	.286	2-5	.400	1	4	5	3	5-0	0	3	0	16	8.0	14
Nicholson (TOT)	1-0	25	4-9	.444	0-3	.000	0-1	.000	1	2	3	0	4-0	2	1	0	8	8.0	8
Acy (TOT)	1-0	15	2-5	.400	1-4	.250	0-0	---	0	2	2	0	6-1	0	1	1	5	5.0	5
Acy (BRK)	1-0	15	2-5	.400	1-4	.250	0-0	---	0	2	2	0	6-1	0	1	1	5	5.0	5
Harris	1-0	10	1-2	.500	1-2	.500	0-0	---	0	1	1	0	2-0	0	1	0	3	3.0	3
McDaniels (TOT)	2-0	6	1-4	.250	0-1	.000	0-0	---	2	1	3	1	1-0	1	0	0	2	1.0	2
McDaniels (BRK)	1-0	5	1-4	.250	0-1	.000	0-0	---	2	0	2	1	1-0	0	0	0	2	2.0	2
McCullough	1-0	1	0-0	---	0-0	---	0-0	---	0	0	0	0	0-0	0	0	0	0	0.0	0
Scola	1-0	15	0-2	.000	0-0	.000	0-0	---	1	3	4	4	2-0	0	0	0	0	0.0	0
<b>NETS</b>	<b>2</b>	<b>480</b>	<b>77-155</b>	<b>.497</b>	<b>26-67</b>	<b>.388</b>	<b>45-56</b>	<b>.804</b>	<b>13</b>	<b>60</b>	<b>73</b>	<b>39</b>	<b>51-1</b>	<b>20</b>	<b>29</b>	<b>5</b>	<b>225</b>	<b>112.5</b>	<b>122</b>

INTRO

PLAYERS

EXECUTIVES

BASKETBALL OPERATIONS

BUSINESS OPERATIONS

MEDIA

COMMUNITY

HISTORY

PLAYOFFS

REVIEW

OPPONENTS

NBA

FEDERFORUM

AT A GLANCE





## EASTERN CONFERENCE / SOUTHEAST DIVISION



**Home Court:** Time Warner Cable Arena – 19,077 (2005)  
**Office:** 333 E. Trade St., Charlotte, NC 28202  
**Phone:** (704) 688-8600  
**Website:** hornets.com

**Chairman:** Michael Jordan  
**Vice Chairman:** Curtis Polk  
**General Manager:** Rich Cho  
**Assistant General Manager:** Buzz Peterson  
**Head Coach:** Steve Clifford  
**Associate Head Coach:** Stephen Silas  
**Assistant Coaches:** Pat Delany, Steve Hetzel, Mike Batiste, Eddie Jordan, Bruce Kruezer  
**Head Athletic Trainer:** Steve Stricker  
**Communications Staff:** Mike Cristaldi, Josh Rosen, Brian Travis  
**Television:** Fox Sports Southeast. Eric Collins, Dell Curry, Stephanie Ready  
**Radio:** WFNZ. Steve Martin, Matt Carroll  
**Team Colors:** Purple, Teal, Black, Cool Gray, Light Blue

### GRIZZLIES STREAKS

**Overall:** 17-20 (1-L)  
**Home:** 9-9 (2-L)    **Road:** 8-11 (1-W)

### ALL-TIME SERIES

SEASON	W-L	DATE	RESULT	HOME	VISITOR
2016-17	1-1	11/28/16	L	Grizzlies 85	Charlotte 104
		11/21/16	W	Charlotte 90	Grizzlies 105
2015-16	0-2	12/26/15	L	Charlotte 98	Grizzlies 92
		12/11/15	L	Grizzlies 99	Charlotte 123
2014-15	2-0	12/12/14 (2ot)W		Grizzlies 113	Charlotte 107
		11/1/14	W	Charlotte 69	Grizzlies 71
2013-14	1-1	3/8/14	W	Grizzlies 111	Charlotte 89
		2/22/14	L	Charlotte 92	Grizzlies 89
2012-13	2-0	4/9/13	W	Grizzlies 94	Charlotte 75
		11/17/12	W	Charlotte 87	Grizzlies 94
2011-12	1-0	4/20/12	W	Charlotte 80	Grizzlies 85
2010-11	1-1	1/10/11	L	Charlotte 96	Grizzlies 82
		12/15/10	W	Grizzlies 113	Charlotte 80
2009-10	0-2	2/26/10	L	Grizzlies 89	Charlotte 93
		1/9/10	L	Charlotte 89	Grizzlies 87
2008-09	0-2	1/21/09	L	Charlotte 101	Grizzlies 86
		12/19/08	L	Grizzlies 83	Charlotte 112
2007-08	1-1	3/17/08	W	Grizzlies 98	Charlotte 80
		1/19/08	L	Charlotte 105	Grizzlies 87
2006-07	2-0	3/10/07	W	Charlotte 107	Grizzlies 115
		11/3/06	W	Grizzlies 96	Charlotte 83
2005-06	2-0	4/12/06	W	Charlotte 88	Grizzlies 96
		3/26/06	W	Grizzlies 102	Charlotte 95

### 2017-18 SCHEDULE

Mon, Oct 30, 2017 at Charlotte    Thu, Mar 22, 2018 at Memphis

SEASON	W-L	DATE	RESULT	HOME	VISITOR
2004-05	2-0	4/10/05	W	Grizzlies 102	Charlotte 95
		1/14/05	W	Charlotte 89	Grizzlies 109
2001-02	1-1	2/17/02	W	Charlotte 78	Grizzlies 92
		2/3/02	L	Grizzlies 79	Charlotte 97
2000-01	1-1	3/14/01	L	Charlotte 100	Grizzlies 95
		1/3/01	W	Grizzlies 99	Charlotte 89
1999-00	0-2	12/3/99	L	Grizzlies 94	Charlotte 113
		11/24/99	L	Charlotte 89	Grizzlies 73
1998-99	---	No games			
1997-98	0-2	2/5/98	L	Charlotte 108	Grizzlies 93
		1/9/98	L	Grizzlies 90	Charlotte 98
1996-97	0-2	3/11/97	L	Charlotte 98	Grizzlies 92
		12/9/96	L	Grizzlies 91	Charlotte 107
1995-96	0-2	3/31/96	L	Grizzlies 88	Charlotte 121
		11/24/95	L	Charlotte 116	Grizzlies 104

### BIGGEST WIN/WORST LOSS

	DATE	SCORE	MARGIN
<b>Biggest Win</b>	12/15/10	113-80	33
<b>Worst Loss</b>	3/31/96	88-121	33

### LAST WIN/LOSS

	DATE	SCORE
<b>Last Home Win</b>	12/12/14	113-107 (2ot)
<b>Last Home Loss</b>	11/28/16	85-104
<b>Last Road Win</b>	11/21/16	105-90
<b>Last Road Loss</b>	12/26/15	92-98

### 2016-17 SEASON SERIES STATISTICS

#### MEMPHIS VS. CHARLOTTE

PLAYER	G-GS	MIN	FG-FGA	PCT	3FG-FGA	PCT	FT-FTA	PCT	OFF	DEF	TOT	AST	PF-DQ	STL	TO	BLK	PTS	AVG	HI
Conley	2-2	57	17-32	.531	7-14	.500	4-4	1.000	0	4	4	7	5-0	5	1	0	45	22.5	31
Gasol	2-2	67	13-29	.448	4-7	.571	2-2	1.000	2	15	17	10	2-0	2	6	3	32	16.0	19
Randolph	1-0	21	7-14	.500	0-0	---	0-0	---	1	7	8	1	2-0	0	0	0	14	14.0	14
Allen	2-2	52	9-17	.529	1-2	.500	2-3	.667	3	5	8	1	5-0	4	3	3	21	10.5	12
Carter	2-0	53	5-17	.294	3-12	.250	5-7	.714	1	6	7	6	5-0	4	4	0	18	9.0	10
Ennis	1-1	13	3-4	.750	1-2	.500	0-0	---	0	0	0	2	1-0	0	1	0	7	7.0	7
Green	2-2	59	5-8	.625	0-1	.000	4-5	.800	2	11	13	3	8-0	0	1	1	14	7.0	12
Baldwin	1-0	15	3-5	.600	0-2	.000	0-2	.000	1	2	3	3	3-0	0	1	1	6	6.0	6
Martin	2-0	28	5-14	.357	1-2	.500	1-4	.250	2	10	12	0	5-0	0	1	0	12	6.0	11
Williams	2-1	35	4-10	.400	0-3	.000	1-3	.333	0	2	2	3	1-0	2	2	0	9	4.5	9
Harrison	2-0	48	3-14	.214	2-7	.286	0-0	---	0	3	3	7	8-0	0	1	1	8	4.0	5
Davis	2-0	16	2-5	.400	0-0	---	0-0	---	2	2	4	1	3-0	0	1	2	4	2.0	4
Daniels	2-0	16	0-4	.000	0-3	.000	0-0	---	0	1	1	1	1-0	0	0	1	0	0.0	0
<b>GRIZZLIES</b>	<b>2</b>	<b>480</b>	<b>76-173</b>	<b>.439</b>	<b>19-55</b>	<b>.345</b>	<b>19-30</b>	<b>.633</b>	<b>14</b>	<b>68</b>	<b>82</b>	<b>45</b>	<b>49-0</b>	<b>17</b>	<b>22</b>	<b>12</b>	<b>190</b>	<b>95.0</b>	<b>105</b>

#### CHARLOTTE VS. MEMPHIS

PLAYER	G-GS	MIN	FG-FGA	PCT	3FG-FGA	PCT	FT-FTA	PCT	OFF	DEF	TOT	AST	PF-DQ	STL	TO	BLK	PTS	AVG	HI
Lamb	1-0	23	7-11	.636	2-5	.400	5-7	.714	2	7	9	0	1-0	1	0	1	21	21.0	21
Walker	2-2	65	13-29	.448	6-15	.400	6-8	.750	0	5	5	0-0	1	5	1	38	19.0	21	
Kaminsky	2-1	51	14-23	.609	3-8	.375	4-5	.800	0	6	6	3	2-0	1	1	3	35	17.5	23
Kidd-Gilchrist	2-2	52	10-17	.588	0-0	---	5-11	.455	7	10	17	6	4-0	1	3	1	25	12.5	14
Belinelli	2-0	52	5-17	.294	2-7	.286	8-9	.889	0	8	8	6	1-0	2	1	2	20	10.0	14
Hawes	2-0	64	7-17	.412	2-6	.333	2-2	1.000	1	10	11	7	6-0	1	4	3	18	9.0	14
Batum	2-2	57	2-12	.167	1-9	.111	9-10	.900	0	6	6	9	2-0	1	5	0	14	7.0	8
Graham	1-0	4	2-2	1.000	2-2	1.000	0-0	---	0	0	0	0	1-0	0	1	0	6	6.0	6
Weber (TOT)	1-0	2	1-1	1.000	0-0	---	2-3	.667	0	0	0	0	0-0	1	1	0	4	4.0	4
Hibbert	2-1	28	3-5	.600	0-0	---	1-3	.333	4	3	7	0	6-0	0	1	1	7	3.5	5
Zeller	1-1	21	1-3	.333	0-0	---	1-2	.500	2	6	8	1	2-0	0	1	0	3	3.0	3
Sessions	2-0	25	2-7	.286	0-0	---	1-3	.333	0	4	4	4	0-0	1	1	1	5	2.5	5
O'Bryant (TOT)	1-0	7	0-4	.000	0-1	.000	2-2	1.000	0	1	1	1	0-0	0	0	0	2	2.0	2
Plumlee (TOT)	1-0	9	0-0	---	0-0	---	1-2	.500	0	1	1	1	2-0	1	0	0	1	1.0	1
Harrison	2-0	7	0-2	.000	0-1	.000	1-2	.500	0	0	0	1	1-0	0	0	0	1	0.5	1
Roberts	2-0	7	0-4	.000	0-1	.000	1-2	.500	1	1	2	1	0-0	0	0	0	1	0.5	1
Williams	1-1	25	0-6	.000	0-3	.000	0-0	---	0	3	3	1	1-0	0	0	0	0	0.0	0
<b>HORNETS</b>	<b>2</b>	<b>480</b>	<b>66-155</b>	<b>.426</b>	<b>18-57</b>	<b>.316</b>	<b>44-64</b>	<b>.688</b>	<b>17</b>	<b>69</b>	<b>86</b>	<b>44</b>	<b>27-0</b>	<b>9</b>	<b>25</b>	<b>13</b>	<b>194</b>	<b>97.0</b>	<b>104</b>

INTRO

PLAYERS

EXECUTIVES

BASKETBALL OPERATIONS

BUSINESS OPERATIONS

MEDIA

COMMUNITY

HISTORY

PLAYOFFS

REVIEW

OPINIONS

NBA

FEDERFORUM

AT A GLANCE



## EASTERN CONFERENCE / CENTRAL DIVISION

# CHICAGO BULLS



**Home Court:** United Center – 20,917 (1994)  
**Office:** 1901 W. Madison St., Chicago, IL 60612  
**Phone:** (312) 455-4000  
**Website:** bulls.com

**Chairman:** Jerry Reinsdorf  
**President and Chief Operating Officer:** Michael Reinsdorf  
**Executive Vice President of Basketball Operations:** John Paxson  
**General Manager:** Gar Forman  
**Assistant General Manager:** Brian Hagen  
**Head Coach:** Fred Hoiberg  
**Associate Head Coach:** Jim Boylen  
**Assistant Coaches:** Pete Myers, Randy Brown, Mike Wilhelm, Nate Loenser  
**Head Athletic Trainer:** Jeff Tanaka  
**Public and Media Relations Staff:** Tim Hallam, Matt Yob, Beth (Esler) Grady, Kristen Deahl  
**Television:** WGN (Ch. 9), NBC Sports Chicago, Neil Funk, Stacey King  
**Radio (English):** WLS (890 AM), Chuck Swirsky, Bill Wennington, Steve Kashul  
**Radio (Spanish):** Univision Deportes Radio (1200 AM), Omar Ramos, Matt Moreno  
**Team Colors:** Red, Black, White

### GRIZZLIES STREAKS

**Overall:** 20-23 (1-W)  
**Home:** 13-8 (1-L)    **Road:** 7-15 (1-W)

### ALL-TIME SERIES

SEASON	W-L	DATE	RESULT	HOME	VISITOR
2016-17	1-1	3/15/17	W	Chicago 91	Grizzlies 98
		1/15/17	L	Grizzlies 104	Chicago 108
2015-16	1-1	4/5/16	W	Grizzlies 108	Chicago 92
		12/16/15	L	Chicago 98	Grizzlies 85
2014-15	1-1	3/9/15	W	Chicago 91	Grizzlies 101
		12/19/14	L	Grizzlies 97	Chicago 103
2013-14	1-1	3/7/14	W	Chicago 77	Grizzlies 85
		12/30/13	L	Grizzlies 91	Chicago 95
2012-13	2-0	1/19/13 (ot)	W	Chicago 82	Grizzlies 85
		12/17/12	W	Grizzlies 80	Chicago 71
2011-12	1-1	1/16/12	W	Grizzlies 102	Chicago 86
		1/1/12	L	Chicago 104	Grizzlies 64
2010-11	0-2	3/25/11	L	Chicago 99	Grizzlies 96
		1/17/11	L	Grizzlies 84	Chicago 96
2009-10	2-0	3/16/10	W	Grizzlies 104	Chicago 97
		3/4/10	W	Chicago 96	Grizzlies 105
2008-09	1-1	12/12/08	W	Grizzlies 103	Chicago 96
		11/1/08	L	Chicago 96	Grizzlies 86
2007-08	1-1	3/4/08	L	Chicago 112	Grizzlies 97
		1/21/08	W	Grizzlies 104	Chicago 90
2006-07	1-1	3/17/07	W	Grizzlies 104	Chicago 103
		1/13/07	L	Chicago 111	Grizzlies 66

### 2017-18 SCHEDULE

Wed, Mar 7, 2018 at Chicago    Thu, Mar 15, 2018 at Memphis

SEASON	W-L	DATE	RESULT	HOME	VISITOR
2005-06	1-1	1/7/06	L	Chicago 111	Grizzlies 82
		12/23/05	W	Grizzlies 95	Chicago 77
2004-05	0-2	3/28/05	L	Chicago 94	Grizzlies 86
		12/15/04	L	Grizzlies 88	Chicago 96
2003-04	2-0	2/21/04	W	Chicago 98	Grizzlies 105
		1/15/04	W	Grizzlies 108	Chicago 93
2002-03	1-1	3/12/03	W	Grizzlies 124	Chicago 95
		11/16/02	L	Chicago 111	Grizzlies 93
2001-02	1-1	1/26/02	L	Chicago 95	Grizzlies 92
		12/26/01	W	Grizzlies 107	Chicago 85
2000-01	1-1	2/24/01	L	Chicago 90	Grizzlies 75
		2/3/01	W	Grizzlies 91	Chicago 84
1999-00	2-0	2/22/00	W	Chicago 81	Grizzlies 85
		2/4/00	W	Grizzlies 101	Chicago 76
1998-99	0-1	4/4/99	L	Chicago 88	Grizzlies 87
1997-98	0-2	3/20/98	L	Chicago 98	Grizzlies 92
		1/27/98	L	Grizzlies 85	Chicago 103
1996-97	0-2	1/28/97	L	Grizzlies 96	Chicago 111
		11/5/96	L	Chicago 96	Grizzlies 73
1995-96	0-2	1/24/96	L	Chicago 104	Grizzlies 84
		11/30/95	L	Grizzlies 88	Chicago 94

### BIGGEST WIN/WORST LOSS

	DATE	SCORE	MARGIN
<b>Biggest Win</b>	3/12/03	124-95	29
<b>Worst Loss</b>	1/13/07	66-111	45

### LAST WIN/LOSS

	DATE	SCORE
<b>Last Home Win</b>	4/5/16	108-92
<b>Last Home Loss</b>	1/15/17	104-108
<b>Last Road Win</b>	3/15/17	98-91
<b>Last Road Loss</b>	12/16/15	85-98

### 2016-17 SEASON SERIES STATISTICS

#### MEMPHIS VS. CHICAGO

PLAYER	G-GS	MIN	FG-FGA	PCT	3FG-FGA	PCT	FT-FTA	PCT	OFF	DEF	TOT	AST	PF-DQ	STL	TO	BLK	PTS	AVG	HI
Conley	2-2	73	17-29	.586	8-17	.471	13-13	1.000	0	14	14	15	6-0	3	6	0	55	27.5	28
Gasol	2-2	77	20-42	.476	5-11	.455	6-7	.857	1	16	17	10	1-0	1	4	2	51	25.5	27
Randolph	2-0	57	11-33	.333	1-1	1.000	0-0	---	12	13	25	5	4-0	0	1	0	23	11.5	15
Green	2-2	43	8-13	.615	2-5	.400	0-0	---	3	9	12	1	5-0	1	1	1	18	9.0	14
Carter	2-1	60	7-15	.467	3-9	.333	0-0	---	1	3	4	4	3-0	0	1	2	17	8.5	10
Allen	2-2	57	6-18	.333	0-2	.000	2-2	1.000	5	9	14	7	5-0	3	3	1	14	7.0	10
Parsons	1-1	19	2-6	.333	1-3	.333	2-2	1.000	0	1	1	4	3-0	0	0	0	7	7.0	7
Daniels	2-0	26	2-13	.154	2-12	.167	2-2	1.000	1	2	3	1	1-0	0	0	0	8	4.0	6
Wright	1-0	11	2-3	.667	0-0	---	0-1	.000	2	2	4	0	3-0	0	1	0	4	4.0	4
Ennis	2-0	46	1-6	.167	0-2	.000	3-4	.750	1	6	7	1	6-0	0	1	0	5	2.5	5
Harrison	1-0	11	0-2	.000	0-1	.000	0-0	---	1	0	1	2	4-0	0	3	0	0	0.0	0
<b>GRIZZLIES</b>	<b>2</b>	<b>480</b>	<b>76-180</b>	<b>.422</b>	<b>22-63</b>	<b>.349</b>	<b>28-31</b>	<b>.903</b>	<b>27</b>	<b>75</b>	<b>102</b>	<b>50</b>	<b>41-0</b>	<b>8</b>	<b>21</b>	<b>6</b>	<b>202</b>	<b>101.0</b>	<b>104</b>

#### CHICAGO VS. MEMPHIS

PLAYER	G-GS	MIN	FG-FGA	PCT	3FG-FGA	PCT	FT-FTA	PCT	OFF	DEF	TOT	AST	PF-DQ	STL	TO	BLK	PTS	AVG	HI
McDermott	1-0	33	9-16	.563	3-6	.500	10-11	.909	0	6	6	0	0-0	1	1	1	31	31.0	31
Gibson	1-1	32	7-14	.500	0-1	.000	4-5	.800	0	8	8	1	1-0	1	1	0	18	18.0	18
Butler	2-2	78	10-30	.333	1-8	.125	9-15	.600	3	12	15	7	2-0	3	3	2	30	15.0	16
Mirotic	1-0	28	3-10	.300	3-8	.375	5-5	1.000	2	3	5	2	4-0	0	2	2	14	14.0	14
Carter-Williams	2-1	41	8-16	.500	1-2	.500	4-5	.800	2	7	9	4	6-0	3	2	2	21	10.5	14
Rondo	2-1	55	9-21	.429	3-5	.600	0-0	---	4	5	9	13	5-0	2	0	0	21	10.5	17
Lopez	2-2	61	9-18	.500	0-0	---	2-5	.400	4	6	10	2	4-0	1	1	3	20	10.0	12
Morrow (TOT)	2-1	39	6-10	.600	3-5	.600	2-2	1.000	1	0	1	0	4-0	1	1	0	17	8.5	15
Wade	1-1	23	3-11	.273	1-2	.500	1-2	.500	0	3	3	4	0-0	0	2	0	8	8.0	8
Lauvergne (TOT)	3-0	50	7-10	.700	3-6	.500	5-6	.833	2	9	11	3	6-0	0	4	0	22	7.3	16
Portis	2-1	36	6-12	.500	0-3	.000	0-0	---	4	8	12	0	6-0	0	0	1	12	6.0	8
Payne (TOT)	2-0	30	5-10	.500	1-3	.333	0-0	---	0	1	1	2	3-0	0	0	0	11	5.5	9
Valentine	2-0	38	4-11	.364	3-8	.375	0-0	---	0	7	7	4	2-0	2	1	0	11	5.5	11
Zipser	2-1	21	3-6	.500	0-2	.000	1-2	.500	0	5	5	1	1-0	0	3	0	7	3.5	5
Felicio	2-0	35	3-4	.750	0-0	---	0-0	---	1	2	3	2	2-0	1	1	0	6	3.0	4
<b>BULLS</b>	<b>2</b>	<b>480</b>	<b>74-169</b>	<b>.438</b>	<b>15-45</b>	<b>.333</b>	<b>36-50</b>	<b>.720</b>	<b>20</b>	<b>72</b>	<b>92</b>	<b>40</b>	<b>33-0</b>	<b>14</b>	<b>18</b>	<b>11</b>	<b>199</b>	<b>99.5</b>	<b>108</b>

INTRO

PLAYERS

EXECUTIVES

BASKETBALL OPERATIONS

BUSINESS OPERATIONS

MEDIA

COMMUNITY

HISTORY

PLAYOFFS

REVIEW

OPINIONS

NBA

FEDERFORUM

AT A GLANCE





# CLEVELAND CAVALIERS

# CLEVELAND CAVALIERS



## EASTERN CONFERENCE / CENTRAL DIVISION



**Home Court:** Quicken Loans Arena – 20,562 (1994)  
**Office:** One Center Court, Cleveland, OH 44115  
**Phone:** (216) 420-2000  
**Website:** cavs.com

**Chairman:** Dan Gilbert  
**General Manager:** Koby Altman  
**Assistant General Manager:** Mike Gansey  
**Head Coach:** Tyronn Lue  
**Associate Head Coach:** Larry Drew  
**Assistant Coaches:** Jim Boylan, Mike Longabardi, James Posey, Damon Jones  
**Director of Player Development and Assistant Coach:** Phil Handy  
**Special Asst. to the Head Coach and Manager of Adv. Scouting:** Dan Vincent  
**Head Athletic Trainer:** Steve Spiro  
**CEO:** Len Komoroski  
**Communications Staff:** Tad Carper, B.J. Evans, Jeff Schaefer, Cherome Owens, Alyssa Dombrowski, Phyllis Salem  
**Television:** Fox Sports Ohio, Fred McLeod, Austin Carr, Allie Clifton  
**Radio (English):** WTAM (1100 AM), John Michael, Jim Chones, Mike Snyder  
**Radio (Spanish):** LA MEGA (87.7 FM), Rafael Hernandez Brito  
**Team Colors:** Wine, Gold

### GRIZZLIES STREAKS

**Overall:** 15-26 (1-W)  
**Home:** 11-10 (1-W) **Road:** 4-16 (1-L)

### ALL-TIME SERIES

SEASON	W-L	DATE	RESULT	HOME	VISITOR
2016-17	1-1	12/14/16	W	Grizzlies 93	Cleveland 85
	1-1	12/13/16	L	Cleveland 103	Grizzlies 86
2015-16	1-1	3/7/16	W	Cleveland 103	Grizzlies 106
		10/28/15	L	Grizzlies 76	Cleveland 106
2014-15	0-2	3/25/15	L	Grizzlies 89	Cleveland 111
		12/21/14	L	Cleveland 105	Grizzlies 91
2013-14	1-1	3/1/14	W	Grizzlies 110	Cleveland 96
		2/9/14 (ot)	L	Cleveland 91	Grizzlies 83
2012-13	2-0	3/8/13	W	Cleveland 92	Grizzlies 103
		11/26/12	W	Grizzlies 84	Cleveland 78
2011-12	1-0	4/23/12	W	Grizzlies 109	Cleveland 101
	2010-11	1-1	2/4/11	W	Grizzlies 112
		11/27/10	L	Cleveland 92	Grizzlies 86
2009-10	1-1	2/2/10	L	Cleveland 105	Grizzlies 89
		12/8/09 (ot)	W	Grizzlies 111	Cleveland 109
2008-09	0-2	2/24/09	L	Cleveland 94	Grizzlies 79
		1/13/09	L	Grizzlies 87	Cleveland 102
2007-08	0-2	2/24/08	L	Cleveland 109	Grizzlies 89
		1/15/08 (ot)	L	Grizzlies 124	Cleveland 132
2006-07	0-2	3/14/07	L	Grizzlies 96	Cleveland 118
		11/21/06	L	Cleveland 97	Grizzlies 94
2005-06	1-1	11/11/05	L	Cleveland 89	Grizzlies 70
		11/5/05	W	Grizzlies 113	Cleveland 106

### 2017-18 SCHEDULE

Sat, Dec 2, 2017 at Cleveland      Fri, Feb 23, 2018 at Memphis

SEASON	W-L	DATE	RESULT	HOME	VISITOR
2004-05	0-2	1/26/05	L	Cleveland 114	Grizzlies 111
		12/13/04	L	Grizzlies 86	Cleveland 92
2003-04	2-0	4/7/04	W	Grizzlies 92	Cleveland 74
		11/29/03 (2ot)W		Cleveland 115	Grizzlies 122
2002-03	2-0	3/19/03	W	Grizzlies 128	Cleveland 101
		3/8/03	W	Cleveland 89	Grizzlies 115
2001-02	1-1	11/21/01	L	Cleveland 101	Grizzlies 94
		11/17/01	W	Grizzlies 98	Cleveland 93
2000-01	1-1	3/22/01	L	Cleveland 109	Grizzlies 95
		1/13/01	W	Grizzlies 119	Cleveland 107
1999-00	0-2	2/21/00	L	Cleveland 109	Grizzlies 108
		1/14/00	L	Grizzlies 80	Cleveland 82
1998-99	---	No games			
1997-98	0-2	2/25/98	L	Cleveland 106	Grizzlies 101
		12/5/97	L	Grizzlies 98	Cleveland 107
1996-97	0-2	2/23/97	L	Grizzlies 84	Cleveland 91
		11/8/96	L	Cleveland 88	Grizzlies 72
1995-96	0-2	3/24/96	L	Cleveland 90	Grizzlies 85
		1/18/96	L	Grizzlies 90	Cleveland 98

### BIGGEST WIN/WORST LOSS

	DATE	SCORE	MARGIN
<b>Biggest Win</b>	3/19/03	128-101	27
<b>Worst Loss</b>	10/28/15	76-106	30

### LAST WIN/LOSS

	DATE	SCORE
<b>Last Home Win</b>	12/14/16	93-85
<b>Last Home Loss</b>	10/28/15	76-106
<b>Last Road Win</b>	3/7/16	106-103
<b>Last Road Loss</b>	12/13/16	86-103

### 2016-17 SEASON SERIES STATISTICS

#### MEMPHIS VS. CLEVELAND

PLAYER	G-GS	MIN	FG-FGA	PCT	3FG-FGA	PCT	FT-FTA	PCT	OFF	DEF	TOT	AST	PF-DQ	STL	TO	BLK	PTS	AVG	HI
Gasol	1-1	29	6-9	.667	3-3	1.000	2-2	1.000	1	10	11	3	1-0	1	1	0	17	17.0	17
Daniels	2-0	43	8-19	.421	5-13	.385	4-4	1.000	1	3	4	2	5-0	0	4	0	25	12.5	20
Allen	2-2	57	11-26	.423	0-1	.000	2-6	.333	5	4	9	2	7-0	6	3	1	24	12.0	16
Randolph	2-1	51	11-26	.423	0-2	.000	2-2	1.000	4	8	12	6	2-0	2	1	1	24	12.0	18
Douglas	2-0	43	8-17	.471	2-5	.400	0-1	.000	0	8	8	8	6-0	4	3	1	18	9.0	14
Williams	2-2	55	7-20	.350	2-6	.333	0-0	---	2	6	8	2	6-0	2	5	0	16	8.0	13
Harrison	2-2	50	5-17	.294	1-6	.167	4-5	.800	0	4	6	8-1	1	5	4	15	7.5	13	
Martin	2-0	42	5-6	.833	0-0	---	4-4	1.000	3	13	16	2	7-0	1	3	1	14	7.0	8
Davis	1-0	11	3-3	1.000	0-0	---	0-1	.000	1	3	4	0	1-0	0	0	0	6	6.0	6
Carter	2-0	37	3-8	.375	3-7	.429	0-0	---	1	6	7	6	2-0	0	0	0	9	4.5	6
Baldwin	2-0	7	1-1	1.000	0-0	---	4-4	1.000	0	0	0	0	0-0	0	2	1	6	3.0	6
Green	2-2	54	2-15	.133	0-2	.000	1-2	.500	7	8	15	4	5-0	2	4	0	5	2.5	3
<b>GRIZZLIES</b>	<b>2</b>	<b>480</b>	<b>70-167</b>	<b>.419</b>	<b>16-45</b>	<b>.356</b>	<b>23-31</b>	<b>.742</b>	<b>25</b>	<b>73</b>	<b>98</b>	<b>41</b>	<b>50-1</b>	<b>19</b>	<b>33</b>	<b>9</b>	<b>179</b>	<b>89.5</b>	<b>93</b>

#### CLEVELAND VS. MEMPHIS

PLAYER	G-GS	MIN	FG-FGA	PCT	3FG-FGA	PCT	FT-FTA	PCT	OFF	DEF	TOT	AST	PF-DQ	STL	TO	BLK	PTS	AVG	HI
Love	1-1	35	9-17	.529	3-6	.500	8-8	1.000	3	10	13	3	0-0	2	2	0	29	29.0	29
James	1-1	36	9-17	.529	0-4	.000	5-8	.625	1	5	6	8	1-0	3	6	0	23	23.0	23
Smith	2-2	58	12-32	.375	6-13	.462	1-3	.333	2	5	7	4	0-0	1	2	1	31	15.5	23
Dunleavy	1-1	23	3-6	.500	2-4	.500	3-5	.600	1	5	6	0	1-0	1	0	0	11	11.0	11
Felder	2-0	31	5-10	.500	2-2	1.000	4-6	.667	1	6	7	4	0-0	2	1	0	16	8.0	14
J. Jones	2-0	28	5-8	.625	3-5	.600	2-3	.667	0	1	1	0	2-0	0	1	1	15	7.5	15
Liggins	2-2	57	4-16	.250	2-5	.400	3-5	.600	2	6	8	5	5-0	4	3	1	13	6.5	10
Thompson	2-2	59	5-11	.455	0-0	---	3-6	.500	6	12	18	0	5-0	1	1	1	13	6.5	7
Derr. Williams (	2-2	29	5-14	.357	1-7	.143	2-2	1.000	1	3	4	1	1-0	1	0	1	13	6.5	13
McRae	2-0	20	4-10	.400	0-3	.000	3-3	1.000	0	3	3	0	2-0	1	1	0	11	5.5	9
Shumpert	2-0	46	4-10	.400	1-5	.200	1-2	.500	0	6	6	5	2-0	0	7	1	10	5.0	5
Frye	2-1	37	2-10	.200	1-6	.167	3-3	1.000	0	4	4	1	4-0	1	1	0	8	4.0	8
R. Jefferson	2-0	26	2-6	.333	1-3	.333	1-2	.500	1	1	2	1	2-0	1	3	0	6	3.0	4
Bogut (TOT)	1-1	21	1-4	.250	0-0	---	0-0	---	5	5	10	1	3-0	0	2	1	2	2.0	2
Andersen	2-0	22	1-3	.333	0-0	---	0-0	---	0	4	4	0	4-0	1	0	1	2	1.0	2
<b>CAVALIERS</b>	<b>2</b>	<b>480</b>	<b>65-156</b>	<b>.417</b>	<b>21-56</b>	<b>.375</b>	<b>37-54</b>	<b>.685</b>	<b>17</b>	<b>68</b>	<b>85</b>	<b>31</b>	<b>32-0</b>	<b>18</b>	<b>29</b>	<b>6</b>	<b>188</b>	<b>94.0</b>	<b>103</b>

INTRO

PLAYERS

EXECUTIVES

BASKETBALL OPERATIONS

BUSINESS OPERATIONS

MEDIA

COMMUNITY

HISTORY

PLAYOFFS

REVIEW

OPPONENTS

NBA

FEDERFORUM

AT A GLANCE



## WESTERN CONFERENCE / SOUTHWEST DIVISION



**Home Court:** American Airlines Center – 19,200 (2001)

**Office:** 2500 Victory Avenue, Dallas, TX 75219

**Phone:** (214) 665-4660

**Website:** mavs.com

**Owner:** Mark Cuban

**President of Basketball Operations/General Manager:** Donn Nelson

**Head Coach:** Rick Carlisle

**Assistant Coaches:** Melvin Hunt, Kaleb Canales, Jamahl Mosley, Darrell Armstrong, Larry Shyatt

**Assistant General Manager:** Keith Grant

**Head Athletic Trainer:** Casey Smith

**Communications Staff:** Sarah Melton, Scott Tomlin, Alan Rakowski

**Television:** Fox Sports Southwest. Mark Followill, Derek Harper, Jeff Wade

**Radio (English):** ESPN Radio (103.3 FM), Chuck Cooperstein, Brad Davis

**Radio (Spanish):** KFLC Univision (1270 AM), Victor Villalba

**Team Colors:** Blue, Black, Silver

### GRIZZLIES STREAKS

**Overall:** 25-61 (1-L)

**Home:** 15-28 (1-L) **Road:** 10-33 (1-L)

### 2017-18 SCHEDULE

Wed, Oct 25, 2017 at Dallas

Wed, Nov 22, 2017 at Memphis

Thu, Oct 26, 2017 at Memphis

Sat, Mar 10, 2018 at Dallas

### ALL-TIME SERIES

SEASON	W-L	DATE	RESULT	HOME	VISITOR
2016-17	2-2	4/12/17	L	Grizzlies 93	Dallas 100
		3/31/17	W	Grizzlies 99	Dallas 90
		3/3/17	L	Dallas 104	Grizzlies 100
		11/18/16	W	Dallas 64	Grizzlies 80
2015-16	1-3	4/8/16	L	Dallas 103	Grizzlies 93
		2/6/16 (ot)	L	Grizzlies 110	Dallas 114
		12/18/15	L	Dallas 97	Grizzlies 88
		11/24/15	W	Grizzlies 110	Dallas 96
2014-15	3-1	3/20/15	W	Dallas 101	Grizzlies 112
		1/27/15	W	Dallas 90	Grizzlies 109
		1/19/15	L	Grizzlies 95	Dallas 103
		12/9/14	W	Grizzlies 114	Dallas 105
2013-14	1-3	4/16/14 (ot)	W	Grizzlies 106	Dallas 105
		2/5/14	L	Grizzlies 96	Dallas 110
		12/18/13	L	Dallas 105	Grizzlies 91
		11/2/13	L	Dallas 111	Grizzlies 99
2012-13	3-1	4/15/13	W	Dallas 97	Grizzlies 103
		2/27/13	W	Grizzlies 90	Dallas 84
		1/12/13	L	Dallas 104	Grizzlies 83
		12/21/12	W	Grizzlies 92	Dallas 82
2011-12	2-1	4/7/12	W	Grizzlies 94	Dallas 89
		4/4/12	L	Dallas 95	Grizzlies 85
		2/29/12	W	Grizzlies 96	Dallas 85
2010-11	3-1	3/6/11	W	Dallas 103	Grizzlies 104
		1/15/11	W	Grizzlies 89	Dallas 70
		11/10/10	L	Grizzlies 91	Dallas 106
		10/29/10	W	Dallas 90	Grizzlies 91
2009-10	1-3	4/7/10	L	Dallas 110	Grizzlies 84
		3/31/10 (ot)	L	Grizzlies 102	Dallas 106
		12/26/09	L	Dallas 106	Grizzlies 101
		12/4/09	W	Grizzlies 98	Dallas 82

SEASON	W-L	DATE	RESULT	HOME	VISITOR
2008-09	2-2	4/3/09	W	Grizzlies 107	Dallas 102
		1/4/09	W	Grizzlies 102	Dallas 82
		12/23/08	L	Dallas 100	Grizzlies 82
		11/21/08	L	Dallas 91	Grizzlies 76
2007-08	0-4	2/22/08	L	Grizzlies 83	Dallas 98
		2/8/08	L	Dallas 92	Grizzlies 81
		1/28/08	L	Grizzlies 84	Dallas 103
		11/17/07	L	Dallas 108	Grizzlies 105
2006-07	0-4	2/7/07	L	Dallas 113	Grizzlies 97
		1/31/07	L	Grizzlies 94	Dallas 95
		11/18/06	L	Dallas 89	Grizzlies 84
		11/17/06	L	Grizzlies 103	Dallas 115
2005-06	1-3	2/23/06	L	Dallas 97	Grizzlies 87
		2/1/06	L	Grizzlies 80	Dallas 81
		2/9/05	L	Grizzlies 83	Dallas 90
		11/26/05	W	Dallas 92	Grizzlies 112
2004-05	0-4	4/20/05	L	Grizzlies 88	Dallas 108
		4/11/05	L	Dallas 110	Grizzlies 89
		11/27/04	L	Grizzlies 85	Dallas 98
		11/6/04	L	Dallas 112	Grizzlies 88
2003-04	2-2	4/13/04	L	Dallas 110	Grizzlies 103
		2/17/04	W	Grizzlies 109	Dallas 92
		12/27/03	L	Dallas 104	Grizzlies 98
		11/15/03 (ot)	W	Grizzlies 108	Dallas 101
2002-03	0-4	3/1/03	L	Dallas 114	Grizzlies 87
		2/14/03	L	Grizzlies 103	Dallas 110
		12/14/02	L	Dallas 104	Grizzlies 87
		10/30/02	L	Grizzlies 108	Dallas 119
2001-02	0-4	3/23/02	L	Dallas 111	Grizzlies 100
		2/26/02	L	Dallas 104	Grizzlies 91
		1/17/02	L	Grizzlies 97	Dallas 108
		11/4/01	L	Grizzlies 85	Dallas 94

### ALL-TIME SERIES (CONTINUED)

SEASON	W-L	DATE	RESULT	HOME	VISITOR	SEASON	W-L	DATE	RESULT	HOME	VISITOR
2000-01	1-3	2/27/01	L	Grizzlies 112	Dallas 116						
		1/25/01	L	Dallas 120	Grizzlies 83						
		11/18/00	L	Grizzlies 88	Dallas 91						
		11/8/00	W	Dallas 74	Grizzlies 101						
1999-00	1-3	4/16/00	L	Dallas 114	Grizzlies 106						
		4/2/00	L	Grizzlies 86	Dallas 100						
		2/6/00 (ot)	L	Grizzlies 99	Dallas 103						
		12/7/99	W	Dallas 95	Grizzlies 104						
1998-99	1-2	4/27/99	L	Dallas 84	Grizzlies 75						
		3/13/99	L	Dallas 91	Grizzlies 74						
		2/14/99	W	Grizzlies 96	Dallas 92						
1997-98	0-4	3/31/98	L	Grizzlies 101	Dallas 104						
		2/2/98	L	Dallas 104	Grizzlies 90						
		11/4/97	L	Dallas 92	Grizzlies 87						
		10/31/97	L	Grizzlies 88	Dallas 90						
1996-97	1-3	4/12/97	W	Dallas 85	Grizzlies 96						
		2/17/97	L	Grizzlies 95	Dallas 100						
		12/19/96	L	Grizzlies 98	Dallas 105						
		12/7/96	L	Dallas 96	Grizzlies 85						
1995-96	0-4	3/1/96	L	Grizzlies 111	Dallas 119						
		12/28/95 (2ot)	L	Dallas 103	Grizzlies 101						
		11/13/95	L	Grizzlies 89	Dallas 94						
		11/7/95	L	Dallas 99	Grizzlies 88						

### BIGGEST WIN/WORST LOSS

	DATE	SCORE	MARGIN
<b>Biggest Win</b>	11/8/00	101-74	27
<b>Worst Loss</b>	1/25/01	83-120	37

### LAST WIN/LOSS

	DATE	SCORE
<b>Last Home Win</b>	3/31/17	99-90
<b>Last Home Loss</b>	4/12/17	93-100
<b>Last Road Win</b>	11/18/16	80-64
<b>Last Road Loss</b>	3/3/17	100-104

### 2016-17 SEASON SERIES STATISTICS

#### MEMPHIS VS. DALLAS

PLAYER	G-GS	MIN	FG-FGA	PCT	3FG-FGA	PCT	FT-FTA	PCT	OFF	DEF	TOT	AST	PF-QD	STL	TO	BLK	PTS	AVG	HI
Conley	4-4	116	24-46	.522	8-20	.400	25-28	.893	0	13	13	15	9-0	4	6	3	81	20.3	30
Randolph	4-0	102	30-54	.556	0-4	.000	11-13	.846	10	25	35	10	7-0	2	5	0	71	17.8	24
Gasol	3-3	85	16-43	.372	2-6	.333	3-6	.500	1	16	17	11	5-0	0	6	2	37	12.3	13
Parsons	2-2	47	7-18	.389	4-9	.444	1-2	.500	1	5	6	0	3-0	0	3	0	19	9.5	12
Daniels	3-0	73	8-27	.296	8-20	.400	0-0	---	1	5	6	4	3-0	1	5	0	24	8.0	21
Harrison	2-0	51	4-14	.286	1-7	.143	5-8	.625	1	7	8	2	8-0	3	2	14	7.0	8	
Carter	4-2	105	9-29	.310	6-19	.316	3-4	.750	1	14	15	12	11-0	1	5	1	27	6.8	10
Allen	4-3	73	12-25	.480	1-4	.250	1-1	1.000	6	6	12	1	9-0	4	1	1	26	6.5	11
Wright	2-1	38	4-8	.500	0-0	---	4-4	1.000	4	4	8	1	2-0	0	1	3	12	6.0	8
Selden	2-0	33	4-7	.571	2-3	.667	0-0	---	0	1	1	1	3-0	0	2	0	10	5.0	8
Ennis	3-2	69	6-14	.429	2-5	.400	0-1	.000	3	13	16	6	7-0	1	2	0	14	4.7	9
Green	3-3	79	5-12	.417	3-6	.500	1-2	.500	0	24	24	3	9-0	1	2	0	14	4.7	6
Douglas	1-0	20	1-2	.500	0-1	.000	2-2	1.000	0	2	2	3	4-0	0	1	0	4	4.0	4
Baldwin	3-0	36	4-11	.364	0-1	.000	3-3	1.000	1	4	5	4	6-0	2	5	0	11	3.7	9
Martin	2-0	10	2-6	.333	0-0	---	2-2	1.000	6	3	9	0	0-0	0	1	0	6	3.0	4
Davis	3-0	20	1-2	.500	0-0	---	0-0	---	3	2	5	0	7-0	0	0	0	2	0.7	2
Williams	1-0	2	0-0	---	0-0	---	0-0	---	0	0	0	0	0-0	0	1	0	0	0.0	0
<b>GRIZZLIES</b>	<b>4</b>	<b>960</b>	<b>137-318</b>	<b>.431</b>	<b>37-105</b>	<b>.352</b>	<b>61-76</b>	<b>.803</b>	<b>38</b>	<b>144</b>	<b>182</b>	<b>73</b>	<b>93-0</b>	<b>19</b>	<b>52</b>	<b>12</b>	<b>372</b>	<b>93.0</b>	<b>100</b>

#### DALLAS VS. MEMPHIS

PLAYER	G-GS	MIN	FG-FGA	PCT	3FG-FGA	PCT	FT-FTA	PCT	OFF	DEF	TOT	AST	PF-QD	STL	TO	BLK	PTS	AVG	HI
Curry	3-3	85	15-34	.441	7-14	.500	10-10	1.000	2	8	10	4	8-0	3	3	0	47	15.7	24
Barnes	3-3	108	15-42	.357	1-6	.167	10-10	1.000	3	11	14	2	3-0	3	4	0	41	13.7	18
Barea	1-0	23	4-14	.286	4-11	.364	1-2	.500	1	0	1	5	2-0	0	0	0	13	13.0	13
Noel (TOT)	3-3	82	14-23	.609	0-0	---	7-12	.583	6	24	30	2	5-0	3	5	5	35	11.7	15
Noel (DAL)	3-3	82	14-23	.609	0-0	---	7-12	.583	6	24	30	2	5-0	3	5	5	35	11.7	15
Nowitzki	2-2	59	7-27	.259	2-10	.200	7-7	1.000	0	19	19	3	5-0	0	2	0	23	11.5	13
Gibson	1-0	20	3-6	.500	0-3	.000	5-8	.625	0	4	4	3	3-0	1	4	0	11	11.0	11
Matthews	2-2	67	8-20	.400	5-13	.385	1-1	1.000	0	5	5	8	1-0	1	3	1	22	11.0	13
Uthoff	1-0	19	4-6	.667	0-1	.000	3-4	.750	0	1	1	1	0-0	0	0	1	11	11.0	11
D. Harris	3-0	61	11-23	.478	0-10	.000	9-12	.750	0	5	5	14	7-0	3	2	0	31	10.3	15
Ferrell	3-2	74	9-25	.360	2-9	.222	7-8	.875	0	4	4	11	6-0	3	4	1	27	9.0	17
Liggins	1-0	25	3-6	.500	0-1	.000	2-3	.667	3	4	7	0	3-0	2	0	0	8	8.0	8
Anderson	1-0	32	2-9	.222	0-4	.000	2-2	1.000	0	6	6	2	1-0	1	4	1	6	6.0	6
Powell	2-1	52	2-14	.143	2-9	.222	6-6	1.000	1	3	4	0	7-						





# DENVER NUGGETS



## WESTERN CONFERENCE / NORTHWEST DIVISION

**Home Court:** Pepsi Center - 19,155 (1999)  
**Office:** 1000 Chopper Circle, Denver, CO 80204  
**Phone:** (303) 405-1100  
**Website:** nuggets.com

**Owner:** E. Stanley Kroenke  
**President and Governor:** Josh Kroenke  
**General Manager:** Arturas Karnisovas  
**Assistant General Manager:** Calvin Booth  
**President of Basketball Operations:** Tim Connelly  
**Head Coach:** Michael Malone  
**Assistant Coaches:** Wes Unseld Jr., David Adelman, Micah Nori, Jordi Fernandez, Bob Weiss, Ryan Bowen  
**Head Athletic Trainer:** Dan Shimensky  
**Head Strength and Conditioning Coach:** Felipe Eichenberger  
**Media Relations Staff:** Tim Gelt, Nick O'Hayre, Cody Wise, Steven Blevins  
**Television:** Altitude Sports & Entertainment, Chris Marlowe, Scott Hastings, Ally Sturm  
**Radio:** Altitude Radio Network, Jason Kosmicki  
**Team Colors:** Blue, Yellow



### GRIZZLIES STREAKS

**Overall:** 33-49 (3-W)  
**Home:** 24-17 (1-W) **Road:** 9-32 (4-W)

### 2017-18 SCHEDULE

Fri, Nov 24, 2017 at Denver  
 Fri, Mar 2, 2018 at Memphis  
 Fri, Jan 12, 2018 at Denver  
 Sat, Mar 17, 2018 at Memphis

### ALL-TIME SERIES

SEASON	W-L	DATE	RESULT	HOME	VISITOR	SEASON	W-L	DATE	RESULT	HOME	VISITOR
2016-17	3-0	2/26/17	W	Denver 98	Grizzlies 105	2007-08	0-4	4/16/08	L	Denver 120	Grizzlies 111
		2/1/17	W	Denver 99	Grizzlies 119			3/24/08	L	Grizzlies 106	Denver 120
		11/8/16	W	Grizzlies 108	Denver 107			3/12/08	L	Denver 108	Grizzlies 86
2015-16	3-1	3/30/16	L	Grizzlies 105	Denver 109			1/30/08	L	Grizzlies 102	Denver 106
		2/29/16	W	Denver 96	Grizzlies 103	2006-07	2-2	4/14/07	W	Grizzlies 133	Denver 118
		1/21/16	W	Denver 101	Grizzlies 102			2/26/07	L	Grizzlies 107	Denver 111
		1/8/16	W	Grizzlies 91	Denver 84			1/22/07	L	Denver 115	Grizzlies 98
2014-15	2-1	3/16/15	W	Grizzlies 92	Denver 81			11/28/06	W	Denver 96	Grizzlies 108
		1/29/15	W	Grizzlies 99	Denver 69	2005-06	1-2	3/17/06	W	Grizzlies 116	Denver 102
		1/3/15	L	Denver 114	Grizzlies 85			3/6/06	L	Denver 115	Grizzlies 101
2013-14	3-1	4/4/14	W	Grizzlies 100	Denver 92			11/20/05	L	Denver 99	Grizzlies 83
		3/31/14	W	Denver 92	Grizzlies 94	2004-05	0-4	4/15/05	L	Denver 111	Grizzlies 102
		1/3/14	L	Denver 111	Grizzlies 108			4/5/05	L	Grizzlies 91	Denver 94
		12/28/13	W	Grizzlies 120	Denver 99			2/25/05 (ot)	L	Grizzlies 94	Denver 97
2012-13	1-3	3/15/13	L	Denver 87	Grizzlies 80			1/21/05	L	Denver 92	Grizzlies 82
		12/29/12	W	Grizzlies 81	Denver 72	2003-04	2-2	2/23/04	W	Grizzlies 109	Denver 106
		12/14/12	L	Denver 99	Grizzlies 94			2/9/04	L	Denver 86	Grizzlies 83
		11/19/12	L	Grizzlies 92	Denver 97			1/25/04	W	Grizzlies 106	Denver 88
2011-12	3-0	3/11/12	W	Denver 91	Grizzlies 94			12/22/03	L	Denver 106	Grizzlies 99
		2/17/12	W	Grizzlies 103	Denver 102	2002-03	2-2	3/5/03	W	Grizzlies 96	Denver 86
		1/31/12 (ot)	W	Grizzlies 100	Denver 97			2/2/03	L	Denver 93	Grizzlies 78
2010-11	1-2	2/22/11	L	Denver 120	Grizzlies 107			12/11/02	W	Grizzlies 96	Denver 93
		2/13/11	W	Grizzlies 116	Denver 108			11/9/02	L	Denver 84	Grizzlies 73
		12/5/10	L	Denver 108	Grizzlies 107	2001-02	1-3	4/9/02	W	Grizzlies 97	Denver 86
2009-10	1-3	4/12/10	L	Denver 123	Grizzlies 101			3/1/02	L	Denver 96	Grizzlies 83
		3/13/10	L	Grizzlies 108	Denver 125			2/14/02	L	Grizzlies 85	Denver 100
		12/20/09	W	Grizzlies 102	Denver 96			12/13/01	L	Denver 89	Grizzlies 86
2008-09	0-3	11/1/09	L	Denver 133	Grizzlies 123	2000-01	0-4	4/7/01	L	Denver 98	Grizzlies 97
		3/18/09	L	Grizzlies 109	Denver 111			1/17/01	L	Denver 121	Grizzlies 97
		1/27/09	L	Grizzlies 85	Denver 100			1/9/01	L	Grizzlies 105	Denver 112
		11/9/08	L	Denver 100	Grizzlies 90			11/20/00	L	Grizzlies 92	Denver 95

### ALL-TIME SERIES (CONTINUED)

SEASON	W-L	DATE	RESULT	HOME	VISITOR	SEASON	W-L	DATE	RESULT	HOME	VISITOR
1999-00	2-2	1/24/00	L	Denver 110	Grizzlies 98	1996-97	1-3	3/21/97	W	Grizzlies 108	Denver 101
		12/26/99	L	Denver 109	Grizzlies 86			1/25/97	L	Grizzlies 82	Denver 83
		12/23/99	W	Grizzlies 93	Denver 91			1/22/97	L	Denver 94	Grizzlies 84
		11/6/99	W	Grizzlies 109	Denver 94			12/20/96	L	Denver 108	Grizzlies 93
1998-99	1-3	4/7/99	L	Grizzlies 84	Denver 87	1995-96	1-3	4/19/96	W	Denver 78	Grizzlies 92
		3/30/99	W	Grizzlies 101	Denver 87			3/28/96	L	Grizzlies 88	Denver 92
		3/15/99	L	Denver 110	Grizzlies 84			3/2/96	L	Denver 108	Grizzlies 82
		2/28/99	L	Denver 116	Grizzlies 112			1/10/96	L	Grizzlies 85	Denver 91
1997-98	3-1	3/12/98	L	Denver 98	Grizzlies 93						
		1/20/98	W	Grizzlies 88	Denver 77						
		11/21/97	W	Grizzlies 99	Denver 96						
		11/18/97	W	Denver 87	Grizzlies 100						

### BIGGEST WIN/WORST LOSS

	DATE	SCORE	MARGIN
<b>Biggest Win</b>	1/29/15	96-69	30
<b>Worst Loss</b>	1/3/15	85-114	29

### LAST WIN/LOSS

	DATE	SCORE
<b>Last Home Win</b>	11/8/16	108-107
<b>Last Home Loss</b>	3/30/16	105-109
<b>Last Road Win</b>	2/26/17	105-98
<b>Last Road Loss</b>	1/3/15	85-114

### 2016-17 SEASON SERIES STATISTICS

#### MEMPHIS VS. DENVER

PLAYER	G-GS	MIN	FG-FGA	PCT	3FG-FGA	PCT	FT-FTA	PCT	OFF	DEF	TOT	AST	PF-QD	STL	TO	BLK	PTS	AVG	HI
Gasol	3-3	93	27-46	.587	6-11	.545	6-8	.750	1	11	12	15	4-0	0	5	3	66	22.0	24
Conley	3-3	92	20-45	.444	7-19	.368	12-17	.706	1	10	11	17	3-0	8	5	0	59	19.7	31
Randolph	3-0	70	24-43	.558	0-3	.000	2-3	.667	9	16	25	4	4-0	0	6	0	50	16.7	20
Carter	3-0	83	14-25	.560	6-13	.462	6-8	.750	1	9	10	13	8-0	1	2	3	40	13.3	20
Ennis	2-1	52	6-10	.600	3-7	.429	7-7	1.000	3	6	9	3	7-0	4	3	1	22	11.0	13
Harrison	2-0	47	5-12	.417	4-7	.571	4-6	.667	0	3	3	12	8-0	6	3	1	18	9.0	10
Martin	1-0	17	3-4	.750	1-1	1.000	2-2	1.000	1	2	3	0	5-0	0	0	1	9	9.0	9
Green	3-3	80	8-19	.421	1-5	.200	6-6	1.000	6	15	21	2	14-0	1	4	0	23	7.7	9
Allen	2-2	58	5-16	.313	0-1	.000	2-2	1.000	6	4	10	0	5-0	7	4	1	12	6.0	8
Daniels	2-0	24	4-8	.500	4-8	.500	0-0	---	0	2	2	0	4-0	0	1	0	12	6.0	6
Parsons	3-3	64	6-18	.333	0-7	.000	3-3	1.000	0	13	13	6	7-0	1	3	0	15	5.0	9
Douglas	2-0	25	2-6	.333	0-3	.000	0-0	---	2	2	4	6	3-0	1	1	0	4	2.0	2
Wright	1-0	5	1-2	.500	0-1	.000	0-0	---	1	1	2	0	0-0	0	0	0	2	2.0	2
Davis	1-0	5	0-2	.000	0-0	---	0-2	.000	1	1	2	0	1-0	0	0	1	0	0.0	0
Williams	1-0	4	0-2	.000	0-1	.000	0-0	---	0	0	0	0	1-0	0	0	0	0	0.0	0
<b>GRIZZLIES</b>	<b>3</b>	<b>720</b>	<b>125-258</b>	<b>.484</b>	<b>32-87</b>	<b>.368</b>	<b>50-64</b>	<b>.781</b>	<b>32</b>	<b>95</b>	<b>127</b>	<b>78</b>	<b>74-0</b>	<b>29</b>	<b>37</b>	<b>11</b>	<b>332</b>	<b>110.7</b>	<b>119</b>

#### DENVER VS. MEMPHIS

PLAYER	G-GS	MIN	FG-FGA	PCT	3FG-FGA	PCT	FT-FTA	PCT	OFF	DEF	TOT	AST	PF-QD	STL	TO	BLK	PTS	AVG	HI
Gallinari	3-3	103	15-39	.385	5-15	.333	24-28	.857	2	12	14	5	5-0	4	5	1	59	19.7	24
Mudray	2-1	61	11-23	.478	1-4	.250	14-20	.700	2	8	10	14	6-0	0	9	0	37	18.5	23
Harris	3-3	89	17-33	.515	7-16	.438	5-6	.833	3	5	8	7	6-0	3	6	1	46	15.3	19
Jokic	2-2	62	9-21	.429	1-5	.200	3-4	.750	3	13	16	8	7-0	3	2	1	22	11.0	12
Murray	3-0	66	12-32	.375	4-13	.308	2-2	1.000	1	7	8	4	6-0	3	1	1	30	10.0	11
Chandler	2-1	61	7-21	.333	2-8	.250	2-3	.667	6	6	12	10	5-0	2	7	1	18	9.0	14
Faried	2-1	56	7-10	.700	0-1	.000	2-3	.667	7	15	22	2	7-0	1	3	1	16	8.0	11
Nurkic	2-2	48	6-11	.545	0-0	---	3-5	.600	2	8	10	6	5-0	0	7	1	15	7.5	11
Arthur	2-0	27	4-10	.400	4-8	.500	2-2	1.000	0	6	6	1	3-0	1	1	0	14	7.0	14
Beasley	1-0	6	2-2	1.000	1-1	1.000	2-2	1.000	0	0	0	1	0-0	1	0	1	0	7.0	7
Nelson	3-2	59	8-14	.571	3-6	.500	2-2	1.000	0	4	4	10	7-0	1	3	1	21	7.0	12
Plumlee	1-0	17	1-3	.333	0-0	---	0-2	.000	0	3	3	1	3-0	1	1	0	2	2.0	2
Barton	1-0	25	2-5	.400	1-3	.333	1-2	.500	0	2	2	3	0-0	1	2	0	6	6.0	6
Herrangomez	2-0	25	3-5	.600	1-1	1.000	1-1	1.000	1	4	5	2	2-0	1	1	1	8	4.0	8
O'Bryant	1-0	7	0-4	.000	0-1	.000	2-2	1.000	0	1	1	1	0-0	0	0	0	2	2.0	2
Stokes	1-0	1	0-0	---	0-0	---	1-2	.500	0	0	0	0	1-0	0	0	1	1.0	1.0	1
Miller	2-0	8	0-1	.000	0-1	.000	0-0	---	0	2	2	0	0-0	0	2	0	0	0.0	0
<b>NUGGETS</b>	<b>3</b>	<b>720</b>	<b>104-234</b>	<b>.444</b>	<b>30-83</b>	<b>.361</b>	<b>66-86</b>	<b>.767</b>	<b>27</b>	<b>96</b>	<b>123</b>	<b>75</b>	<b>63-0</b>	<b>22</b>	<b>52</b>	<b>9</b>	<b>304</b>	<b>101.3</b>	<b>107</b>



## EASTERN CONFERENCE / CENTRAL DIVISION

**Home Court:** Little Caesars Arena – 21,000 (2017)  
**Office:** 2645 Woodward Ave., Detroit, MI 48201  
**Phone:** (248) 377-0100  
**Website:** pistons.com

**Owner:** Tom Gores  
**Vice Chairman:** Arn Tellem  
**President of Basketball Operations/Head Coach:** Stan Van Gundy  
**General Manager:** Jeff Bower  
**Assistant General Manager:** Jeff Nix  
**Associate General Manager:** Pat Garrity  
**Chief of Staff:** Andrew Loomis  
**Associate Head Coach:** Bob Beyer  
**Assistant Coaches:** Malik Allen, Tim Hardaway, Charles Klask, Rex Walters, Aaron Gray  
**Director of Player Development/Assistant Coach:** Otis Smith  
**Director of Sports Medicine/Athletic Trainer:** John Ishop  
**Public Relations Staff:** Kevin Grigg, Cletus Lewis, Michelle Fikany, Michael Horan  
**Television:** Fox Sports Detroit, George Blaha, Greg Kelsner  
**Radio:** 97.1 The Ticket, George Blaha, Mark Champion, Rick Mahorn  
**Team Colors:** Red, White, Blue



### GRIZZLIES STREAKS

**Overall:** 19-23 (1-L)  
**Home:** 9-12 (1-L) **Road:** 10-11 (2-W)

### ALL-TIME SERIES

SEASON	W-L	DATE	RESULT	HOME	VISITOR
2016-17	1-1	4/9/17	L	Grizzlies 90	Detroit 103
		12/21/16	W	Detroit 86	Grizzlies 98
2015-16	2-0	1/14/16	W	Grizzlies 103	Detroit 101
		12/9/15	W	Detroit 92	Grizzlies 93
2014-15	1-1	3/17/15	L	Detroit 105	Grizzlies 95
		11/15/14	W	Grizzlies 95	Detroit 88
2013-14	2-0	1/5/14	W	Detroit 84	Grizzlies 112
		11/1/13 (ot)	W	Grizzlies 111	Detroit 108
2012-13	2-0	2/19/13	W	Detroit 91	Grizzlies 105
		11/30/12	W	Grizzlies 90	Detroit 78
2011-12	2-0	3/3/12	W	Grizzlies 100	Detroit 83
		1/20/12	W	Detroit 81	Grizzlies 98
2010-11	2-0	1/12/11	W	Detroit 99	Grizzlies 107
		11/24/10	W	Grizzlies 105	Detroit 84
2009-10	1-1	1/27/10	W	Detroit 93	Grizzlies 99
		10/28/09	L	Grizzlies 74	Detroit 96
2008-09	1-1	3/15/09	W	Detroit 84	Grizzlies 89
		1/19/09	L	Grizzlies 79	Detroit 87
2007-08	0-2	12/21/07	L	Detroit 94	Grizzlies 67
		12/11/07	L	Grizzlies 103	Detroit 113
2006-07	0-2	3/3/07	L	Grizzlies 89	Detroit 92
		11/4/06	L	Detroit 95	Grizzlies 86

### 2017-18 SCHEDULE

Thu, Feb 1, 2018 at Detroit      Sun, Apr 8, 2018 at Memphis

2005-06	0-2	1/27/06	L	Detroit 95	Grizzlies 89
		12/19/05 (2ot)	L	Grizzlies 104	Detroit 106
2004-05	2-0	1/6/05	W	Detroit 79	Grizzlies 101
		12/11/04	W	Grizzlies 72	Detroit 68
2003-04	0-2	1/31/04	L	Detroit 80	Grizzlies 78
		11/19/03	L	Grizzlies 92	Detroit 99
2002-03	0-2	4/13/03 (ot)	L	Grizzlies 107	Detroit 110
		11/1/02	L	Detroit 109	Grizzlies 86
2001-02	0-2	11/24/01	L	Detroit 91	Grizzlies 84
		11/1/01	L	Grizzlies 80	Detroit 90
2000-01	1-1	12/5/00	W	Grizzlies 91	Detroit 83
		11/24/00	L	Detroit 118	Grizzlies 96
1999-00	0-2	3/19/00	L	Grizzlies 99	Detroit 101
		3/10/00	L	Detroit 111	Grizzlies 97
1998-99	---	No games			
1997-98	2-0	11/30/97	W	Detroit 95	Grizzlies 97
		11/9/97	W	Grizzlies 104	Detroit 96
1996-97	0-2	1/15/97	L	Grizzlies 79	Detroit 103
		11/27/96	L	Detroit 87	Grizzlies 78
1995-96	0-2	3/26/96	L	Detroit 86	Grizzlies 75
		12/7/95	L	Grizzlies 84	Detroit 93

### BIGGEST WIN/WORST LOSS

	DATE	SCORE	MARGIN
<b>Biggest Win</b>	1/5/14	112-84	28
<b>Worst Loss</b>	12/21/07	67-94	27

### LAST WIN/LOSS

	DATE	SCORE
<b>Last Home Win</b>	1/14/16	103-101
<b>Last Home Loss</b>	4/9/17	90-103
<b>Last Road Win</b>	12/21/16	98-86
<b>Last Road Loss</b>	3/17/15	95-105

### 2016-17 SEASON SERIES STATISTICS

#### MEMPHIS VS. DETROIT

PLAYER	G-GS	MIN	FG-FGA	PCT	3FG-FGA	PCT	FT-FTA	PCT	OFF	DEF	TOT	AST	PF-DQ	STL	TO	BLK	PTS	AVG	HI
Gasol	2-2	61	19-26	.731	3-5	.600	10-13	.769	0	7	7	9	5-0	4	6	3	51	25.5	38
Conley	2-2	47	8-18	.444	4-9	.444	4-5	.800	0	7	7	7	7-0	3	3	0	24	12.0	15
Green	2-2	52	8-17	.471	4-6	.667	2-2	1.000	5	11	16	4	6-0	0	6	0	22	11.0	12
Daniels	2-0	31	5-18	.278	4-12	.333	0-0	---	0	1	1	0	2-0	1	0	0	14	7.0	8
Harrison	2-0	39	3-4	.750	1-2	.500	6-6	1.000	1	4	5	11	3-0	1	2	0	13	6.5	9
Baldwin	1-0	12	3-8	.375	0-0	---	0-0	---	1	0	1	1	0-0	1	0	0	6	6.0	6
Randolph	1-0	19	3-13	.231	0-2	.000	0-0	---	1	3	4	4	2-0	1	1	0	6	6.0	6
Allen	2-2	48	5-13	.385	0-1	.000	1-2	.500	2	4	6	4	4-0	3	1	0	11	5.5	6
Carter	2-1	39	4-8	.500	3-6	.500	0-0	---	0	1	1	0	1-0	0	2	0	11	5.5	6
Ennis	2-0	39	4-8	.500	2-4	.500	0-0	---	1	10	11	2	1-0	3	1	2	10	5.0	5
Selden	1-0	28	2-9	.222	0-3	.000	1-2	.500	0	1	1	2	0-0	0	0	0	5	5.0	5
Martin	2-0	25	4-5	.800	0-0	---	0-0	---	1	2	3	1	6-0	2	0	1	8	4.0	6
Wright	1-0	8	1-3	.333	0-0	---	1-2	.500	1	2	3	1	3-0	0	1	1	3	3.0	3
Davis	1-0	15	1-2	.500	0-0	---	0-0	---	0	0	0	0	2-0	2	0	0	2	2.0	2
Parsons	1-1	15	1-5	.200	0-1	.000	0-0	---	0	2	2	2	0-0	0	0	0	2	2.0	2
Williams	1-0	1	0-0	---	0-0	---	0-0	---	0	0	0	0	0-0	0	0	0	0	0.0	0
<b>GRIZZLIES</b>	<b>2</b>	<b>480</b>	<b>71-157</b>	<b>.452</b>	<b>21-51</b>	<b>.412</b>	<b>25-32</b>	<b>.781</b>	<b>13</b>	<b>55</b>	<b>68</b>	<b>48</b>	<b>42-0</b>	<b>21</b>	<b>24</b>	<b>7</b>	<b>188</b>	<b>94.0</b>	<b>98</b>

#### DETROIT VS. MEMPHIS

PLAYER	G-GS	MIN	FG-FGA	PCT	3FG-FGA	PCT	FT-FTA	PCT	OFF	DEF	TOT	AST	PF-DQ	STL	TO	BLK	PTS	AVG	HI
Jackson	1-1	26	6-12	.500	2-4	.500	4-4	1.000	0	1	1	7	4-0	0	2	0	18	18.0	18
Bullock	1-1	23	5-8	.625	4-7	.571	0-0	---	1	3	4	0	2-0	1	0	0	14	14.0	14
Marjanovic	1-0	23	4-6	.667	0-0	---	6-7	.857	4	6	10	0	2-0	1	1	0	14	14.0	14
Leuer	2-1	50	9-21	.429	2-7	.286	7-9	.778	1	5	6	1	2-0	1	2	1	27	13.5	18
Hilliard	1-0	21	5-7	.714	3-5	.600	0-0	---	0	0	0	0	3-0	1	3	1	13	13.0	13
Morris	1-1	39	1-11	.091	0-7	.000	10-14	.714	0	5	5	0	2-0	0	2	0	12	12.0	12
Udrih	1-0	21	5-7	.714	1-1	1.000	0-0	---	0	2	2	5	1-0	0	2	0	11	11.0	11
Harris	2-2	52	8-16	.500	2-5	.400	1-1	1.000	1	8	9	5	0-0	3	4	1	19	9.5	11
Smith	2-1	49	8-19	.421	0-2	.000	3-6	.500	1	5	6	10	3-0	0	6	0	19	9.5	11
Drummond	2-2	64	5-14	.357	0-0	---	8-12	.667	13	17	30	3	6-0	2	6	1	18	9.0	13
Elderson	1-0	28	3-11	.273	3-6	.500	0-0	---	2	7	9	2	1-0	0	3	0	9	9.0	9
Caldwell-Pope	1-1	31	3-10	.300	2-5	.400	0-0	---	1	2	3	2	0-0	0	1	0	8	8.0	8
Johnson	2-0	44	2-11	.182	1-2	.500	0-0	---	1	5	6	3	3-0	1	3	1	5	2.5	5
Baynes	1-0	10	1-1	1.000	0-0	---	0-0	---	0	1	1	0	1-0	0	0	0	2	2.0	2
<b>PISTONS</b>	<b>2</b>	<b>480</b>	<b>65-154</b>	<b>.422</b>	<b>20-51</b>	<b>.392</b>	<b>39-53</b>	<b>.736</b>	<b>25</b>	<b>67</b>	<b>92</b>	<b>38</b>	<b>30-0</b>	<b>10</b>	<b>35</b>	<b>5</b>	<b>189</b>	<b>94.5</b>	<b>103</b>

INTRO

PLAYERS

EXECUTIVES

BASKETBALL OPERATIONS

BUSINESS OPERATIONS

MEDIA

COMMUNITY

HISTORY

PLAYOFFS

REVIEW

OPINIONS

NBA

FEDERFORUM

AT A GLANCE





# GOLDEN STATE WARRIORS

# GOLDEN STATE WARRIORS



## WESTERN CONFERENCE / PACIFIC DIVISION



**Home Court:** ORACLE Arena – 19,596 (1966)

**Office:** 1011 Broadway, Oakland, CA 94607

**Phone:** (510) 986-2200

**Website:** warriors.com

**Owner and CEO:** Joe Lacob

**Owner:** Peter Guber

**President and COO:** Rick Welts

**President, Basketball Operations/General Manager:** Bob Myers

**Head Coach:** Steve Kerr

**Assistant Coaches:** Ron Adams, Mike Brown, Jarron Collins

**Asst. Coaches/Player Development:** Chris DeMarco, Bruce Fraser, Willie Green

**Head Athletic Trainer:** Drew Yoder

**Public Relations Staff:** Raymond Ridder, Darryl Arata, Brett Winkler, Michael Ravina, Cole Lawrence

**Television:** NBC Sports Bay Area, Bob Fitzgerald, Jim Barnett

**Radio:** KGMZ-FM (95.7 The Game), Tim Roye

**Team Colors:** Warriors Royal Blue, California Golden Yellow

### GRIZZLIES STREAKS

**Overall:** 40-42 (2-L)

**Home:** 23-19 (1-L) **Road:** 17-23 (1-L)

### ALL-TIME SERIES

SEASON	W-L	DATE	RESULT	HOME	VISITOR
2016-17	2-2	4/26/17	L	Golden St 106	Grizzlies 94
		2/10/17	L	Grizzlies 107	Golden St 122
		1/6/17 (ot)	W	Golden St 119	Grizzlies 128
		12/10/16	W	Grizzlies 110	Golden St 89
2015-16	0-4	4/13/16	L	Golden St 125	Grizzlies 104
		4/9/16	L	Grizzlies 99	Golden St 100
		11/11/15	L	Grizzlies 84	Golden St 100
		11/2/15	L	Golden St 119	Grizzlies 69
2014-15	1-2	4/13/15	L	Golden St 111	Grizzlies 107
		3/27/15	L	Grizzlies 84	Golden St 107
		12/16/14	W	Grizzlies 105	Golden St 98
2013-14	2-2	3/28/14	L	Golden St 100	Grizzlies 93
		12/7/13	L	Grizzlies 82	Golden St 108
		11/20/13 (ot)	W	Golden St 81	Grizzlies 88
		11/9/13	W	Grizzlies 108	Golden St 90
2012-13	3-0	2/8/13	W	Grizzlies 99	Golden St 93
		1/9/13	W	Golden St 87	Grizzlies 94
		11/2/12	W	Golden St 94	Grizzlies 104
2011-12	4-0	4/3/12	W	Grizzlies 98	Golden St 94
		3/7/12	W	Golden St 92	Grizzlies 110
		2/18/12	W	Grizzlies 104	Golden St 103
		1/23/12	W	Golden St 90	Grizzlies 91
2010-11	2-1	3/30/11	W	Grizzlies 110	Golden St 91
		11/26/10	W	Grizzlies 116	Golden St 111
		11/3/10	L	Golden St 115	Grizzlies 109
2009-10	2-2	3/24/10	L	Golden St 128	Grizzlies 110
		3/20/10	W	Grizzlies 123	Golden St 107
		12/22/09	W	Grizzlies 121	Golden St 108
		11/4/09	L	Golden St 113	Grizzlies 105

### 2017-18 SCHEDULE

Sat, Oct 21, 2017 at Memphis      Sat, Dec 30, 2017 at Golden State  
Wed, Dec 20, 2017 at Golden State

SEASON	W-L	DATE	RESULT	HOME	VISITOR
2008-09	3-0	3/30/09	W	Golden St 109	Grizzlies 114
		11/7/08	W	Golden St 104	Grizzlies 109
		11/3/08	W	Grizzlies 90	Golden St 79
2007-08	0-4	4/4/08	L	Grizzlies 86	Golden St 117
		3/15/08	L	Golden St 110	Grizzlies 107
		1/11/08	L	Golden St 116	Grizzlies 104
		12/17/07	L	Grizzlies 117	Golden St 125
2006-07	1-3	4/6/07	L	Grizzlies 104	Golden St 116
		4/1/07	L	Golden St 122	Grizzlies 117
		2/21/07 (ot)	L	Golden St 118	Grizzlies 115
		1/3/07	W	Grizzlies 144	Golden St 135
2005-06	3-0	4/4/06	W	Grizzlies 100	Golden St 75
		2/13/06	W	Golden St 79	Grizzlies 81
		1/3/06	W	Grizzlies 104	Golden St 94
2004-05	3-1	3/1/05	W	Grizzlies 99	Golden St 97
		12/22/04	L	Golden St 109	Grizzlies 99
		11/20/04	W	Golden St 87	Grizzlies 100
		11/12/04	W	Grizzlies 96	Golden St 67
2003-04	3-1	3/7/04	W	Golden St 85	Grizzlies 95
		2/25/04	L	Grizzlies 92	Golden St 99
		2/2/04	W	Grizzlies 106	Golden St 101
		1/12/04 (ot)	W	Golden St 113	Grizzlies 115
2002-03	2-2	2/3/03	L	Golden St 101	Grizzlies 91
		1/13/03	W	Golden St 108	Grizzlies 110
		12/16/02	W	Grizzlies 104	Golden St 91
		11/11/02	L	Grizzlies 101	Golden St 108
2001-02	1-3	3/30/02	W	Grizzlies 105	Golden St 99
		1/23/02	L	Golden St 107	Grizzlies 95
		12/15/01	L	Golden St 93	Grizzlies 84
		11/12/01	L	Grizzlies 79	Golden St 86

### ALL-TIME SERIES (CONTINUED)

SEASON	W-L	DATE	RESULT	HOME	VISITOR
2000-01	3-1	4/18/01	W	Golden St 81	Grizzlies 95
		2/16/01	W	Golden St 79	Grizzlies 92
		2/15/01	W	Grizzlies 99	Golden St 89
		12/30/00	L	Grizzlies 101	Golden St 102
1999-00	1-3	4/11/00	L	Golden St 109	Grizzlies 97
		3/21/00	W	Grizzlies 98	Golden St 82
		2/2/00	L	Golden St 101	Grizzlies 95
		11/12/99	L	Grizzlies 93	Golden St 103
1998-99	0-3	5/3/99	L	Grizzlies 83	Golden St 91
		4/18/99	L	Grizzlies 85	Golden St 90
		3/9/99	L	Golden St 92	Grizzlies 82
1997-98	3-1	4/18/98	L	Golden St 112	Grizzlies 100
		1/24/98	W	Grizzlies 107	Golden St 96
		1/23/98	W	Golden St 80	Grizzlies 88
		12/12/97	W	Grizzlies 95	Golden St 88
1996-97	1-3	1/27/97	L	Golden St 122	Grizzlies 97
		1/9/97	L	Grizzlies 86	Golden St 102
		1/8/97	W	Golden St 95	Grizzlies 109
		11/3/96	L	Grizzlies 95	Golden St 105
1995-96	0-4	3/5/96	L	Golden St 110	Grizzlies 78
		1/12/96	L	Grizzlies 95	Golden St 104
		1/9/96	L	Golden St 109	Grizzlies 103
		12/16/95	L	Grizzlies 85	Golden St 116

### BIGGEST WIN/WORST LOSS

	DATE	SCORE	MARGIN
<b>Biggest Win</b>	11/12/04	96-67	29
<b>Worst Loss</b>	11/2/15	69-119	50

### LAST WIN/LOSS

	DATE	SCORE
<b>Last Home Win</b>	12/10/16	110-89
<b>Last Home Loss</b>	2/10/17	107-122
<b>Last Road Win</b>	1/6/17	128-119 (ot)
<b>Last Road Loss</b>	3/26/17	94-106

### 2016-17 SEASON SERIES STATISTICS

#### MEMPHIS VS. GOLDEN STATE

PLAYER	G-GS	MIN	FG-FGA	PCT	3FG-FGA	PCT	FT-FTA	PCT	OFF	DEF	TOT	AST	PF-QD	STL	TO	BLK	PTS	AVG	HI
Conley	3-3	111	25-50	.500	11-21	.524	15-16	.938	3	7	10	28	2-0	5	10	0	76	25.3	29
Gasol	3-3	108	19-44	.432	2-10	.200	19-22	.864	3	16	19	16	9-0	3	5	2	59	19.7	23
Randolph	4-1	109	30-52	.577	2-8	.250	11-14	.786	12	24	36	11	6-0	2	4	0	73	18.3	27
Allen	4-4	145	21-48	.438	1-3	.333	10-15	.667	14	17	31	10	9-0	10	9	2	53	13.3	19
Williams	1-1	19	4-7	.571	1-3	.333	2-2	1.000	0	2	2	2	3-0	0	0	2	11	11.0	11
Parsons	1-1	16	4-7	.571	2-4	.500	0-0	---	0	1	1	0	2-0	1	1	0	10	10.0	10
Green	4-4	102	13-25	.520	3-7	.429	7-12	.583	8	19	27	4	14-1	2	8	0	36	9.0	14
Ennis	3-1	80	10-20	.500	3-8	.375	1-1	1.000	3	11	14	2	12-0	5	2	0	24	8.0	10
Douglas	2-0	41	5-17	.294	1-6	.167	4-4	1.000	1	3	4	5	5-0	2	3	0	15	7.5	11
Martin	2-0	23	5-10	.500	1-2	.500	4-4	1.000	3	7	10	1	2-0	1	0	0	15	7.5	13
Daniels	4-0	69	10-32	.313	8-23	.348	1-3	.333	6	4	10	3	3-0	2	2	1	29	7.3	12
Wright	2-0	30	5-13	.385	0-0	---	0-0	---	0	2	2	0	1-0	1	1	2	10	5.0	6
Carter	3-1	67	5-16	.313	2-8	.250	0-0	---	2	5	7	3	11-1	1	2	0	12	4.0	9
Harrison	4-1	60	4-19	.211	1-9	.111	7-7	1.000	1	3	4	8	8-0	5	5	0	16	4.0	11
Baldwin	2-0	2	0-1	.000	0-1	.000	0-0	---	0	0	0	0	0-0	0	1	0	0	0.0	0
Davis	2-0	2	0-0	---	0-0	---	0-0	---	0	1	1	0	1-0	0	0	0	0	0.0	0
Selden	1-0	1	0-1	.000	0-1	.000	0-0	---	0	0	0	0	0-0	0	0	0	0	0.0	0
<b>GRIZZLIES</b>	<b>4</b>	<b>985</b>	<b>160-362</b>	<b>.442</b>	<b>38-114</b>	<b>.333</b>	<b>81-100</b>	<b>.810</b>	<b>56</b>	<b>122</b>	<b>178</b>	<b>93</b>	<b>88-2</b>	<b>40</b>	<b>58</b>	<b>9</b>	<b>439</b>	<b>109.8</b>	<b>128</b>

#### GOLDEN STATE VS. MEMPHIS

PLAYER	G-GS	MIN	FG-FGA	PCT	3FG-FGA	PCT	FT-FTA	PCT	OFF	DEF	TOT	AST	PF-QD	STL	TO	BLK	PTS	AVG	HI	
Curry	4-4	144	33-72	.458	15-42	.357	15-16	.938	2	14	16	25	9-0	5	16	1	96	24.0	40	
Durant	3-3	106	19-44	.432	6-17	.353	28-37	.757	2	23	25	9	5-0	2	10	7	72	24.0	27	
Thompson	4-4	146	36-72	.500	17-35	.486	3-5	.600	3	7	10	6	8-0	1	2	0	92	23.0	36	
Iguodala	3-0	87	14-18	.778	4-6	.667	12-16	.750	2	10	12	8	2-0	3	0	3	44	14.7	22	
Barnes (TOT)	4-1	106	13-31	.419	7-18	.389	12-17	.706	3	20	23	10	7-0	0	7	2	45	11.3	20	
Barnes (GS)	1-0	26	3-6	.500	1-3	.333	3-3	1.000	0	4	4	2	4-0	0	4	1	10	10.0	10	
Green	4-4	139	11-27	.407	2-9	.222	7-12	.583	5	27	32	19	17-1	17	13	6	31	7.8	11	
Pachulia	2-2	42	4-6	.667	0-0	---	0-0	---	4-4	1.000	3	7	10	2	0	0	2	12	6.0	10
McAdoo	2-0	19	5-5	1.000	0-0	---	0-1	.000	1	1	2	0	3-0	0	0	3	10	5.0	8	
West	3-0	43	4-7	.571	2-2	1.000	3-6	.500	2	10	12	8	5-0	3	5	4	13	4.3	9	
Livingston	4-0	62	7-12	.583	0-0	---	3-5	.600	0	4	4	9	8-0	1	8	1	17	4.3	7	
McGee	4-1	37	8-16	.500	0-0	---	1-3	.333	5	4	9	1	7-0	1	3	1	17	4.3	6	
Weber	1-0	2	1-1	1.000	0-0	---	2-3	.667	0	0	0	0	0-0	1	1	0	4	4.0	4	
Clark	4-0	47	7-14	.500	1-4	.250	0-1	.000	0	8	8	4	2-0	0	0	1	15	3.8	10	
McCaw	4-1	45	1-5	.200	1-3	.333	0-0	---	0	5	5	4	3-0	1	1	1	3	0.8		



# HOUSTON ROCKETS



## WESTERN CONFERENCE / SOUTHWEST DIVISION

**Home Court:** Toyota Center – 18,055 (2003)

**Office:** 1510 Polk Street, Houston, TX 77002

**Phone:** (713) 758-7200

**Website:** rockets.com

**Owner:** Leslie Alexander

**Chief Executive Officer:** Tad Brown

**General Manager:** Daryl Morey

**Head Coach:** Mike D'Antoni

**Assistant Coaches:** Roy Rogers, Brett Gunning

**Senior Vice President of Basketball Operations:** Keith Jones

**Head Athletic Trainer:** Jason Biles

**Media Relations Staff:** Tracey Hughes, Sean McCloskey, Jenny Zehentner

**Television:** AT&T SportsNet, Bill Worrrel, Matt Bullard, Clyde Drexler

**Radio (English):** KBME SportsTalk (790 AM), Craig Ackerman, Matt Thomas

**Radio (Spanish):** La Ranchera (KEYH 850 AM), Adrian Chavarria

**Team Colors:** Red, White, Silver



### GRIZZLIES STREAKS

**Overall:** 33-55 (2-L)

**Home:** 23-21 (1-L) **Road:** 10-34 (1-L)

### 2017-18 SCHEDULE

Mon, Oct 23, 2017 at Houston

Sat, Nov 11, 2017 at Houston

Sat, Oct 28, 2017 at Memphis

Sat, Nov 18, 2017 at Memphis

### ALL-TIME SERIES

SEASON	W-L	DATE	RESULT	HOME	VISITOR
2016-17	2-2	3/4/17	L	Houston 123	Grizzlies 108
		1/21/17	L	Grizzlies 95	Houston 119
		1/13/17	W	Houston 105	Grizzlies 110
		12/23/16	W	Grizzlies 115	Houston 109
2015-16	2-2	3/14/16	L	Houston 130	Grizzlies 81
		1/12/16	L	Grizzlies 91	Houston 107
		11/25/15	W	Houston 93	Grizzlies 102
		11/20/15	W	Grizzlies 96	Houston 84
2014-15	2-2	3/4/15	W	Houston 100	Grizzlies 102
		12/26/14 (ot)	L	Grizzlies 111	Houston 117
		12/3/14	L	Houston 105	Grizzlies 96
		11/17/14	W	Grizzlies 119	Houston 93
2013-14	2-2	1/25/14	W	Grizzlies 99	Houston 81
		1/24/14	W	Houston 87	Grizzlies 88
		12/26/13	L	Houston 100	Grizzlies 92
		11/25/13	L	Grizzlies 86	Houston 93
2012-13	3-1	4/12/13	W	Houston 78	Grizzlies 82
		3/29/13	W	Grizzlies 103	Houston 94
		12/22/12	L	Houston 121	Grizzlies 96
		11/9/12	W	Grizzlies 93	Houston 85
2011-12	2-2	3/30/12	L	Houston 98	Grizzlies 89
		2/20/12	L	Houston 97	Grizzlies 93
		2/14/12	W	Grizzlies 93	Houston 83
		1/30/12	W	Grizzlies 113	Houston 93
2010-11	1-3	2/5/11 (ot)	L	Houston 95	Grizzlies 93
		1/21/11	W	Grizzlies 115	Houston 110
		12/17/10	L	Houston 103	Grizzlies 87
		12/3/10	L	Grizzlies 111	Houston 127

SEASON	W-L	DATE	RESULT	HOME	VISITOR
2009-10	0-4	4/6/10	L	Grizzlies 103	Houston 113
		3/17/10	L	Houston 107	Grizzlies 94
		2/5/10	L	Grizzlies 83	Houston 101
		11/11/09	L	Houston 104	Grizzlies 79
2008-09	2-2	3/8/09	L	Houston 93	Grizzlies 83
		2/4/09	W	Grizzlies 104	Houston 93
		12/8/08	W	Grizzlies 109	Houston 97
		10/29/08	L	Houston 82	Grizzlies 71
2007-08	1-3	2/29/08	L	Houston 116	Grizzlies 95
		12/28/07	L	Grizzlies 83	Houston 103
		12/5/07	L	Houston 105	Grizzlies 92
		11/13/07	W	Grizzlies 105	Houston 99
2006-07	0-4	2/6/07	L	Grizzlies 90	Houston 98
		12/31/06	L	Houston 111	Grizzlies 109
		11/25/06	L	Houston 85	Grizzlies 76
		11/7/06	L	Grizzlies 80	Houston 86
2005-06	4-0	4/15/06	W	Houston 81	Grizzlies 93
		1/30/06	W	Grizzlies 86	Houston 77
		12/3/05	W	Houston 75	Grizzlies 90
		11/25/05	W	Grizzlies 86	Houston 81
2004-05	1-3	4/13/05	L	Houston 100	Grizzlies 92
		1/17/05	W	Grizzlies 99	Houston 80
		11/9/04	L	Houston 90	Grizzlies 87
		11/5/04	L	Grizzlies 81	Houston 89
2003-04	3-1	3/26/04	W	Grizzlies 109	Houston 86
		3/13/04	L	Houston 88	Grizzlies 80
		1/19/04	W	Grizzlies 88	Houston 83
		11/1/03	W	Houston 71	Grizzlies 79

### ALL-TIME SERIES (CONTINUED)

SEASON	W-L	DATE	RESULT	HOME	VISITOR
2002-03	1-3	4/15/03	L	Houston 97	Grizzlies 86
		2/22/03	L	Houston 93	Grizzlies 82
		1/27/03	L	Grizzlies 95	Houston 100
		12/13/02 (ot)	W	Grizzlies 114	Houston 109
2001-02	2-2	4/14/02	L	Houston 95	Grizzlies 98
		4/5/02	W	Grizzlies 99	Houston 81
		2/12/02	L	Houston 85	Grizzlies 78
		11/30/01	W	Grizzlies 102	Houston 85
2000-01	0-4	4/14/01	L	Grizzlies 95	Houston 100
		1/26/01	L	Houston 106	Grizzlies 89
		12/11/00	L	Grizzlies 75	Houston 82
		11/9/00	L	Houston 85	Grizzlies 78
1999-00	2-2	4/19/00	W	Houston 92	Grizzlies 96
		4/4/00	W	Grizzlies 102	Houston 100
		12/6/99	L	Houston 102	Grizzlies 99
		11/29/99 (ot)	L	Grizzlies 110	Houston 118

SEASON	W-L	DATE	RESULT	HOME	VISITOR
1998-99	0-4	4/14/99	L	Houston 102	Grizzlies 85
		3/11/99	L	Houston 102	Grizzlies 91
		3/6/99	L	Grizzlies 92	Houston 107
		2/27/99	L	Grizzlies 74	Houston 86
1997-98	1-3	2/12/98	L	Grizzlies 103	Houston 112
		2/3/98	L	Houston 110	Grizzlies 97
		12/16/97	L	Houston 118	Grizzlies 91
		12/14/97	W	Grizzlies 110	Houston 105
1996-97	1-3	4/10/97	L	Houston 102	Grizzlies 94
		4/6/97	L	Grizzlies 85	Houston 94
		2/11/97	L	Houston 106	Grizzlies 97
		12/17/96	W	Grizzlies 93	Houston 92
1995-96	0-4	4/9/96	L	Houston 90	Grizzlies 84
		3/10/96	L	Grizzlies 89	Houston 95
		12/26/95	L	Houston 100	Grizzlies 84
		12/13/95	L	Grizzlies 89	Houston 100

### BIGGEST WIN/WORST LOSS

	DATE	SCORE	MARGIN
<b>Biggest Win</b>	11/17/14	119-93	26
<b>Worst Loss</b>	3/14/16	81-130	49

### LAST WIN/LOSS

	DATE	SCORE
<b>Last Home Win</b>	12/23/16	115-109
<b>Last Home Loss</b>	1/21/17	95-119
<b>Last Road Win</b>	1/13/17	110-105
<b>Last Road Loss</b>	3/4/17	108-123

### 2016-17 SEASON SERIES STATISTICS

#### MEMPHIS VS. HOUSTON

PLAYER	G-GS	MIN	FG-FGA	PCT	3FG-FGA	PCT	FT-FTA	PCT	OFF	DEF	TOT	AST	PF-DQ	STL	TO	BLK	PTS	AVG	HI
Conley	4-4	141	30-65	.462	10-26	.385	9-10	.900	1	18	19	27	8-0	5	9	2	79	19.8	24
Gasol	4-4	141	30-59	.508	3-11	.273	16-24	.667	3	17	20	18	11-0	5	17	10	79	19.8	32
Randolph	4-0	91	22-47	.468	2-6	.333	5-9	.556	7	24	31	8	7-0	3	4	0	51	12.8	16
Douglas	1-0	29	4-13	.308	1-4	.250	3-5	.600	5	0	5	5	5-0	3	1	0	12	12.0	12
Allen	4-4	105	17-32	.531	2-4	.500	6-12	.500	7	11	18	9	10-1	7	6	1	42	10.5	22
Green	4-4	114	16-24	.667	3-5	.600	7-8	.875	15	14	29	3	13-0	2	6	0	42	10.5	20
Daniels	3-0	43	7-13	.538	5-11	.455	6-7	.857	1	3	4	1	6-0	0	2	0	25	8.3	13
Carter	4-0	87	10-26	.385	6-14	.429	7-8	.875	2	9	11	5	8-0	1	1	1	33	8.3	14
Ennis	4-0	78	10-20	.500	5-12	.417	3-4	.750	4	6	10	1	5-0	0	7	2	28	7.0	13
Parsons	4-4	75	8-30	.267	2-13	.154	5-8	.625	2	12	14	9	6-0	6	2	0	23	5.8	12
Harrison	3-0	35	3-11	.273	1-7	.143	5-6	.833	0	2	2	6	5-0	0	2	0	12	4.0	7
Martin	2-0	18	1-3	.333	0-1	.000	0-0	---	1	4	5	1	2-0	2	0	0	2	1.0	2
Davis	2-0	4	0-0	---	0-0	---	0-0	---	0	2	2	0	0-0	0	0	0	0	0.0	0
<b>GRIZZLIES</b>	<b>4</b>	<b>960</b>	<b>158-343</b>	<b>.461</b>	<b>40-114</b>	<b>.351</b>	<b>72-101</b>	<b>.713</b>	<b>48</b>	<b>122</b>	<b>170</b>	<b>93</b>	<b>86-1</b>	<b>34</b>	<b>59</b>	<b>16</b>	<b>428</b>	<b>107.0</b>	<b>115</b>

#### HOUSTON VS. MEMPHIS

PLAYER	G-GS	MIN	FG-FGA	PCT	3FG-FGA	PCT	FT-FTA	PCT	OFF	DEF	TOT	AST	PF-DQ	STL	TO	BLK	PTS	AVG	HI
Harden	4-4	143	28-51	.549	14-29	.483	35-42	.833	3	20	23	47	13-0	7	27	2	105	26.3	33
L. Williams (TOT)	3-0	70	18-37	.486	6-18	.333	21-21	1.000	0	4	4	5	4-0	4	3	1	63	21.0	40
L. Williams (HOU)	1-0	21	3-8	.375	1-6	.167	2-2	1.000	0	1	1	2	4-0	1	1	1	9	9.0	9
Gordon	4-0	128	23-55	.418	16-45	.356	7-7	1.000	0	8	8	11	6-0	4	6	3	69	17.3	21
Capela	2-1	45	10-18	.556	0-0	---	9-12	.750	6	9	15	4	7-0	0	0	1	29	14.5	24
Anderson	3-3	85	13-38	.342	9-28	.321	6-7	.857	1	7	8	0	10-0	0	3	2	41	13.7	28
Dekker	4-1	84	19-35	.543	10-19	.526	3-6	.500	4	9	13	3	7-0	2	0	0	51	12.8	30
Harrell	3-3	67	15-26	.577	0-1	.000	2-2	1.000	5	10	15	5	7-0	2	2	0	32	10.7	16
Hilario	4-0	73	13-19	.684	0-0	---	13-17	.765	5	10	15	4	11-0	6	2	3	39	9.8	12
Beverley	4-4	129	13-33	.394	6-20	.300	6-6	1.000	4	16	20	13	13-0	9	5	2	38	9.5	13
Ariza	4-4	137	10-33	.303	6-23	.261	4-6	.667	6	25	31	7	5-0	3	4	0	30	7.5	12
Brewer	3-0	45	4-13	.308</															





## EASTERN CONFERENCE / CENTRAL DIVISION



**Home Court:** Bankers Life Fieldhouse – 18,165 (1999)  
**Office:** 125 S. Pennsylvania Street, Indianapolis, IN 46204  
**Phone:** (317) 917-2500  
**Website:** pacers.com

**Owner, Chairman and Chief Executive Officer:** Herbert Simon

**Vice Chairman:** Jim Morris

**President of Basketball Operations:** Kevin Pritchard

**President/Chief Operating Officer:** Rick Fuson

**Executive Vice President/Chief Financial Officer:** Kevin Bower

**General Manager:** Chad Buchanan

**Consultants, Basketball Operations:** Donnie Walsh

**Vice President of Basketball Operations:** Peter Dinwiddie

**Head Coach:** Nate McMillan

**Assistant Coaches:** Bill Bayno, Dan Burke, Popeye Jones

**Senior Director of Medical Operations/Head Athletic Trainer:** Josh Corbeil

**Communications Staff:** David Benner, Krissy Myers, Wes Kaminski

**Television:** Fox Sports Indiana. Quinn Buckner, Chris Denari, Jeremiah Johnson

**Radio:** 1070 The Fan/93.5 FM. Mark Boyle, Bob Leonard

**Team Colors:** White, Blue, Gold

### GRIZZLIES STREAKS

**Overall:** 17-25 (1-W)

**Home:** 12-10 (4-W) **Road:** 5-15 (1-L)

### 2017-18 SCHEDULE

Wed, Nov 15, 2017 at Memphis      Wed, Jan 31, 2018 at Indiana

### ALL-TIME SERIES

SEASON	W-L	DATE	RESULT	HOME	VISITOR
2016-17	1-1	3/29/17	W	Grizzlies 110	Indiana 97
		2/24/17	L	Indiana 102	Grizzlies 92
2015-16	2-0	12/19/15	W	Grizzlies 96	Indiana 84
		10/29/15	W	Indiana 103	Grizzlies 112
2014-15	2-0	4/15/15	W	Grizzlies 95	Indiana 83
		11/23/14	W	Indiana 89	Grizzlies 97
2013-14	1-1	3/22/14	W	Grizzlies 82	Indiana 71
		11/11/13	L	Indiana 95	Grizzlies 79
2012-13	0-2	1/21/13	L	Grizzlies 81	Indiana 82
		12/31/12	L	Indiana 88	Grizzlies 83
2011-12	1-0	2/10/12	W	Grizzlies 98	Indiana 92
2010-11	2-0	3/19/11	W	Grizzlies 99	Indiana 78
		12/26/10	W	Indiana 90	Grizzlies 104
2009-10	2-0	12/30/09	W	Indiana 110	Grizzlies 121
		12/18/09	W	Grizzlies 107	Indiana 94
2008-09	1-1	2/25/09	L	Indiana 104	Grizzlies 99
		12/26/08	W	Grizzlies 108	Indiana 105
2007-08	1-1	1/2/08	W	Indiana 72	Grizzlies 90
		11/3/07	L	Grizzlies 111	Indiana 121
2006-07	0-2	2/14/07	L	Indiana 114	Grizzlies 104
		2/3/07	L	Grizzlies 110	Indiana 116

SEASON	W-L	DATE	RESULT	HOME	VISITOR
2005-06	1-1	3/21/06	W	Grizzlies 105	Indiana 75
		12/10/05	L	Indiana 80	Grizzlies 66
2004-05	0-2	2/13/05	L	Indiana 76	Grizzlies 73
		1/11/05	L	Grizzlies 85	Indiana 86
2003-04	1-1	3/20/04	W	Grizzlies 99	Indiana 95
		12/29/03	L	Indiana 94	Grizzlies 86
2002-03	1-1	3/21/03	L	Indiana 101	Grizzlies 92
		2/18/03 (ot)	W	Grizzlies 108	Indiana 103
2001-02	1-1	3/7/02	W	Grizzlies 122	Indiana 111
		1/30/02	L	Indiana 83	Grizzlies 82
2000-01	0-2	3/23/01	L	Indiana 95	Grizzlies 75
		12/1/00 (ot)	L	Grizzlies 76	Indiana 86
1999-00	0-2	12/1/99	L	Grizzlies 89	Indiana 96
		11/26/99	L	Indiana 105	Grizzlies 86
1998-99	0-1	2/11/99	L	Grizzlies 97	Indiana 101
1997-98	0-2	3/3/98	L	Grizzlies 103	Indiana 111
		11/27/97	L	Indiana 106	Grizzlies 85
1996-97	0-2	12/4/96	L	Grizzlies 80	Indiana 127
		11/29/96	L	Indiana 104	Grizzlies 94
1995-96	0-2	3/22/96	L	Indiana 111	Grizzlies 94
		3/8/96	L	Grizzlies 80	Indiana 94

### BIGGEST WIN/WORST LOSS

	DATE	SCORE	MARGIN
<b>Biggest Win</b>	3/21/06	105-75	30
<b>Worst Loss</b>	12/4/96	80-127	47

### LAST WIN/LOSS

	DATE	SCORE
<b>Last Home Win</b>	3/29/17	110-97
<b>Last Home Loss</b>	1/21/13	81-82
<b>Last Road Win</b>	10/29/15	112-103
<b>Last Road Loss</b>	2/24/17	92-102

### 2016-17 SEASON SERIES STATISTICS

#### MEMPHIS VS. INDIANA

PLAYER	G-GS	MIN	FG-FGA	PCT	3FG-FGA	PCT	FT-FTA	PCT	OFF	DEF	TOT	AST	PF-DQ	STL	TO	BLK	PTS	AVG	HI
Conley	2-2	70	18-30	.600	7-15	.467	3-7	.429	1	7	8	13	3-0	4	2	0	46	23.0	36
Carter	2-1	57	8-14	.571	6-9	.667	10-11	.909	2	9	11	2	3-0	2	2	1	32	16.0	21
Randolph	2-0	51	12-28	.429	0-3	.000	4-6	.667	3	11	14	3	2-0	1	4	1	28	14.0	17
Wright	1-1	28	6-10	.600	0-0	---	1-2	.500	0	4	4	1	3-0	0	0	2	13	13.0	13
Gasol	1-1	32	5-15	.333	0-3	.000	2-2	1.000	2	2	4	4	1-0	0	1	1	12	12.0	12
Allen	2-2	59	7-19	.368	1-1	1.000	3-4	.750	7	8	15	6	7-0	5	5	0	18	9.0	11
Daniels	2-0	34	6-20	.300	5-14	.357	1-2	.500	0	1	1	4	0-0	3	1	0	18	9.0	13
Green	1-1	32	3-7	.429	1-2	.500	1-2	.500	3	4	7	1	1-0	0	1	0	8	8.0	8
Douglas	1-0	18	3-7	.429	0-4	.000	0-0	---	0	1	1	1	1-0	2	0	1	6	6.0	6
Harrison	2-0	19	3-3	1.000	1-1	1.000	2-2	1.000	0	0	0	3	3-0	0	0	9	4.5	5	
Parsons	1-1	19	2-6	.333	0-2	.000	0-0	---	0	1	1	1	3-0	0	1	0	4	4.0	4
Ennis	2-1	42	3-10	.300	0-3	.000	1-1	1.000	3	9	12	2	6-1	2	2	0	7	3.5	7
Davis	2-0	13	0-1	.000	0-0	---	1-2	.500	0	4	4	0	1-0	0	0	2	1	0.5	1
Baldwin	1-0	3	0-1	.000	0-1	.000	0-0	---	0	0	0	1	0-0	0	0	0	0	0.0	0
Selden	1-0	4	0-1	.000	0-1	.000	0-0	---	0	0	0	0	0-0	0	0	0	0	0.0	0
<b>GRIZZLIES</b>	<b>2</b>	<b>480</b>	<b>76-172</b>	<b>.442</b>	<b>21-59</b>	<b>.356</b>	<b>29-41</b>	<b>.707</b>	<b>21</b>	<b>61</b>	<b>82</b>	<b>42</b>	<b>34-1</b>	<b>19</b>	<b>19</b>	<b>8</b>	<b>202</b>	<b>101.0</b>	<b>110</b>

#### INDIANA VS. MEMPHIS

PLAYER	G-GS	MIN	FG-FGA	PCT	3FG-FGA	PCT	FT-FTA	PCT	OFF	DEF	TOT	AST	PF-DQ	STL	TO	BLK	PTS	AVG	HI
Miles	2-1	47	11-21	.524	8-16	.500	2-2	1.000	0	7	7	3	2-0	2	3	2	32	16.0	17
George	2-2	70	11-29	.379	4-11	.364	5-6	.833	1	10	11	8	5-0	3	7	2	31	15.5	22
T. Young	2-2	59	13-19	.684	0-0	---	0-0	---	6	13	19	4	3-0	2	0	1	26	13.0	16
Turner	2-2	62	10-16	.625	0-1	.000	1-1	1.000	0	11	11	3	6-0	3	2	3	21	10.5	12
Brooks	2-0	30	6-17	.353	4-6	.667	2-2	1.000	1	1	2	1	5-0	1	2	0	18	9.0	18
Ellis	2-1	57	8-15	.533	2-5	.400	0-0	---	0	4	4	4	3-0	0	4	2	18	9.0	16
Stuckey	1-0	15	2-7	.286	1-2	.500	4-4	1.000	1	2	3	1	0-0	0	1	0	9	9.0	9
Teague	2-2	50	4-14	.286	1-7	.143	5-5	1.000	0	5	5	15	3-0	0	4	0	14	7.0	10
Allen	2-0	35	5-7	.714	0-0	---	2-2	1.000	5	11	16	2	3-0	2	1	1	12	6.0	10
Robinson	1-0	14	2-4	.500	1-2	.500	0-0	---	2	1	3	1	0-0	0	2	0	5	5.0	5
Christmas	2-0	28	3-7	.429	0-0	---	1-2	.500	3	4	7	0	6-0	0	2	2	7	3.5	4
J. Young	2-0	5	1-2	.500	0-0	---	2-2	1.000	0	2	2	0	0-0	0	0	0	4	2.0	4
Seraphin	2-0	5	1-5	.200	0-1	.000	0-0	---	1	1	2	0	1-0	0	1	2	1.0	2	2
Niang	1-0	3	0-0	---	0-0	---	0-0	---	0	1	1	0	0-0	0	0	0	0	0.0	0
<b>PACERS</b>	<b>2</b>	<b>480</b>	<b>77-163</b>	<b>.472</b>	<b>21-51</b>	<b>.412</b>	<b>24-26</b>	<b>.923</b>	<b>20</b>	<b>73</b>	<b>93</b>	<b>42</b>	<b>37-0</b>	<b>13</b>	<b>29</b>	<b>14</b>	<b>199</b>	<b>99.5</b>	<b>102</b>

INTRO

PLAYERS

EXECUTIVES

BASKETBALL OPERATIONS

BUSINESS OPERATIONS

MEDIA

COMMUNITY

HISTORY

PLAYOFFS

REVIEW

OPINIONS

NBA

FEDERFORUM

AT A GLANCE



## WESTERN CONFERENCE / PACIFIC DIVISION



**Home Court:** STAPLES Center – 19,060 (1999)  
**Office:** 6951 S. Centinela Ave., Playa Vista, CA 90094  
**Phone:** (310) 862-6000  
**Website:** clippers.com

**Owner:** Steve Ballmer  
**President, Basketball Operations:** Lawrence Frank  
**Head Coach:** Glenn "Doc" Rivers  
**General Manager:** Michael Winger  
**Assistant General Managers:** Trent Redden, Mark Hughes  
**Assistant Coaches:** Mike Woodson, Sam Cassell, Brendan O'Connor, Armond Hill, Patrick Sullivan, John Welch

**Player Development:** J.P. Clark  
**Director of Medical Services/Head Athletic Trainer:** Jason Powell  
**Communications Staff:** Chris Wallace, Dennis Rogers, Brandon Erlich  
**Television:** Prime Ticket, Ralph Lawler, Bruce Bowen  
**Radio (English):** AM 570 (LA Sports), Brian Sieman  
**Radio (Spanish):** ESPN Deportes (1330 AM), Armando Garcia  
**Team Colors:** Red, White, Blue, Black

### GRIZZLIES STREAKS

**Overall:** 40-43 (2-L)  
**Home:** 24-17 (2-L) **Road:** 16-26 (1-L)

### 2017-18 SCHEDULE

Sat, Nov 4, 2017 at Los Angeles      Tue, Jan 2, 2018 at Los Angeles  
 Sat, Dec 23, 2017 at Memphis      Fri Jan 26, 2018 at Memphis

### ALL-TIME SERIES

SEASON	W-L	DATE	RESULT	HOME	VISITOR	SEASON	W-L	DATE	RESULT	HOME	VISITOR
2016-17	1-3	3/9/17	L	Grizzlies 98	LA Clippers 114	2009-10	2-2	1/12/10	W	Grizzlies 104	LA Clippers 102
		1/4/17	L	LA Clippers 115	Grizzlies 106			11/29/09	L	LA Clippers 98	Grizzlies 88
		11/16/16	W	LA Clippers 107	Grizzlies 111			11/18/09	W	Grizzlies 106	LA Clippers 91
		11/4/16	L	Grizzlies 88	LA Clippers 99			11/7/09	L	LA Clippers 113	Grizzlies 110
2015-16	1-2	4/12/16	L	LA Clippers 110	Grizzlies 84	2008-09	2-1	3/4/09	W	LA Clippers 95	Grizzlies 118
		3/19/16	W	Grizzlies 113	LA Clippers 102			2/6/09	L	Grizzlies 105	LA Clippers 126
		11/9/15	L	LA Clippers 94	Memphis 92			12/5/08	W	Grizzlies 91	LA Clippers 83
2014-15	2-2	4/11/15	L	LA Clippers 94	Grizzlies 86	2007-08	1-3	3/29/08	L	LA Clippers 110	Grizzlies 97
		2/27/15	L	Grizzlies 79	LA Clippers 97			2/20/08	L	LA Clippers 100	Grizzlies 86
		2/23/15	W	LA Clippers 87	Grizzlies 90			1/26/08 (ot)	W	Grizzlies 125	LA Clippers 120
		11/23/14	W	Grizzlies 107	LA Clippers 91			12/14/07	L	Grizzlies 91	LA Clippers 98
2013-14	2-1	2/21/14	W	Grizzlies 102	LA Clippers 96	2006-07	0-3	1/20/07	L	LA Clippers 112	Grizzlies 91
		12/5/13	L	Grizzlies 81	LA Clippers 101			12/9/06	L	Grizzlies 82	LA Clippers 89
		11/18/13	W	LA Clippers 102	Grizzlies 106			11/29/06	L	LA Clippers 105	Grizzlies 90
2012-13	1-3	4/13/13	L	Grizzlies 87	LA Clippers 91	2005-06	3-1	4/18/06	W	Grizzlies 101	LA Clippers 95
		3/13/13	W	LA Clippers 85	Grizzlies 96			3/23/06	W	Grizzlies 95	LA Clippers 85
		1/14/13	L	Grizzlies 73	LA Clippers 99			3/5/06	W	LA Clippers 86	Grizzlies 102
		10/31/12	L	LA Clippers 101	Grizzlies 92			2/10/06	L	LA Clippers 91	Grizzlies 87
2011-12	1-2	4/9/12	W	Grizzlies 94	LA Clippers 85	2004-05	3-1	3/7/05	W	LA Clippers 102	Grizzlies 105
		3/24/12	L	LA Clippers 101	Grizzlies 85			2/3/05	L	Grizzlies 103	LA Clippers 106
		1/26/12	L	LA Clippers 98	Grizzlies 91			12/27/05	W	Grizzlies 96	LA Clippers 76
2010-11	2-2	4/14/11	L	LA Clippers 110	Grizzlies 103			12/19/05	W	LA Clippers 82	Grizzlies 92
		4/5/11	L	Grizzlies 81	LA Clippers 82	2003-04	4-0	3/12/04	W	Grizzlies 98	LA Clippers 89
		3/14/11	W	Grizzlies 105	LA Clippers 82			3/6/04	W	LA Clippers 92	Grizzlies 98
		12/11/10	W	LA Clippers 83	Grizzlies 84			2/11/04	W	Grizzlies 110	LA Clippers 102
								1/11/04 (2ot)	W	LA Clippers 107	Grizzlies 108

### ALL-TIME SERIES (CONTINUED)

SEASON	W-L	DATE	RESULT	HOME	VISITOR	SEASON	W-L	DATE	RESULT	HOME	VISITOR
2002-03	2-2	4/8/03	W	Grizzlies 111	LA Clippers 108	1998-99	3-1	4/24/99	L	LA Clippers 105	Grizzlies 96
		3/30/03	L	LA Clippers 102	Grizzlies 100			4/21/99	W	Grizzlies 97	LA Clippers 94
		1/8/03	L	LA Clippers 103	Grizzlies 95			2/16/99 (2ot)	W	LA Clippers 89	Grizzlies 93
		1/3/03	W	Grizzlies 116	LA Clippers 111			2/10/99	W	Grizzlies 105	LA Clippers 99
2001-02	1-3	4/16/02	L	LA Clippers 92	Grizzlies 84	1997-98	3-1	4/7/98	W	LA Clippers 94	Grizzlies 110
		2/25/02	L	Grizzlies 77	LA Clippers 90			3/23/98	W	Grizzlies 106	LA Clippers 95
		1/28/02 (ot)	W	Grizzlies 119	LA Clippers 115			1/7/98	L	LA Clippers 110	Grizzlies 102
		11/7/01	L	LA Clippers 108	Grizzlies 92			11/11/97	W	Grizzlies 119	LA Clippers 113
2000-01	2-2	4/4/01	W	Grizzlies 86	LA Clippers 78	1996-97	0-4	3/25/97 (ot)	L	LA Clippers 110	Grizzlies 104
		12/23/00	L	LA Clippers 92	Grizzlies 90			2/26/97	L	Grizzlies 80	LA Clippers 83
		11/16/00	L	Grizzlies 72	LA Clippers 76			1/30/97	L	LA Clippers 100	Grizzlies 94
		11/2/00	W	LA Clippers 91	Grizzlies 99			11/12/96 (2ot)	L	Grizzlies 92	LA Clippers 99
1999-00	3-1	2/10/00	W	LA Clippers 90	Grizzlies 112	1995-96	1-3	4/21/96	W	LA Clippers 101	Grizzlies 108
		12/19/99	W	Grizzlies 85	LA Clippers 84			1/7/96	L	Grizzlies 93	LA Clippers 101
		12/13/99	L	LA Clippers 102	Grizzlies 90			11/16/95	L	LA Clippers 103	Grizzlies 98
		11/14/99	W	Grizzlies 109	LA Clippers 89			11/10/95	L	Grizzlies 91	LA Clippers 98

### BIGGEST WIN/WORST LOSS

	DATE	SCORE	MARGIN
<b>Biggest Win</b>	3/14/11	105-82	23 (2x)*
<b>Worst Loss</b>	4/12/16	84-110	26

\* Most recent occurrence

### LAST WIN/LOSS

	DATE	SCORE
<b>Last Home Win</b>	3/19/16	113-102
<b>Last Home Loss</b>	3/9/17	98-114
<b>Last Road Win</b>	11/16/16	111-107
<b>Last Road Loss</b>	1/4/17	106-115

### 2016-17 SEASON SERIES STATISTICS

#### MEMPHIS VS. LOS ANGELES CLIPPERS

PLAYER	G-GS	MIN	FG-FGA	PCT	3FG-FGA	PCT	FT-FTA	PCT	OFF	DEF	TOT	AST	PF-DQ	STL	TO	BLK	PTS	AVG	HI
Conley	4-4	147	26-62	.419	15-29	.517	23-27	.852	3	14	17	34	11-0	5	9	2	90	22.5	30
Gasol	4-4	144	34-71	.479	8-17	.471	14-15	.933	4	21	25	21	8-0	5	7	4	90	22.5	26
Randolph	4-0	99	27-51	.529	1-2	.500	9-13	.692	8	22	30	3	4-0	1	10	1	64	16.0	18
Allen	3-2	73	11-24	.458	0-2	.000	4-5	.800	3	8	11	7	9-0	2	2	1	26	8.7	13
Carter	4-0	103	13-33	.394	6-13	.462	0-2	.000	3	16	19	9	9-0	1	2	3	32	8.0	12
Wright	1-1	15	4-6	.667	0-0	---	0-0	---	0	2	2	2	2-0	2	0	0	8	8.0	8
Ennis	4-4	118	9-26	.346	1-5	.200	11-13	.846	10	11	21	6	16-0	4	5	2	30	7.5	10
Daniels	3-0	46	7-20	.350	7-18	.389	1-2	.500	0	3	3	1	9-1	1	2	0	22	7.3	13
Harrison	4-1	63	6-12	.500	3-7	.429	4-6	.667	0	8	8	15	9-0	0	3	1	19	4.8	7
Parsons	1-1	14	2-6	.333	0-2	.000	0-0	---	0	2	2	1	0-0	0	0	1	4	4.0	4
Green	3-2	61	4-11	.364	0-3	.000	1-2	.500	3	12	15	1	10-0	0	6	2	9	3.0	4
Baldwin	1-0	14	1-5	.200	0-1	.000	0-0	---	1	1	2	2	2-0	0	4	0	2	2.0	2
Martin	3-1	27	1-5	.200	1-1	1.000	2-2	1.000	4	4	8	0	8-0	0	1	1	5	1.7	5
Williams	2-0	14	1-1	1.000	0-0	---	0-0	---	0	0	0	1	3-0	1	0	0	2	1.0	2
Davis	2-0	8	0-2	.000	0-0	---	0-0	---	1	2	3	0	2-0	0	0	0	0	0.0	0
Douglas	1-0	12	0-2	.000	0-0	---	0-0	---	0	2	3	1	0-0	0	0	0	0	0.0	0
<b>GRIZZLIES</b>	<b>4</b>	<b>960</b>	<b>146-337</b>	<b>.433</b>	<b>42-100</b>	<b>.420</b>	<b>69-88</b>	<b>.784</b>	<b>40</b>	<b>128</b>	<b>168</b>	<b>106</b>	<b>103-1</b>	<b>22</b>	<b>54</b>	<b>18</b>	<b>403</b>	<b>100.8</b>	<b>111</b>

#### LOS ANGELES CLIPPERS VS. MEMPHIS

PLAYER	G-GS	MIN	FG-FGA	PCT	3FG-FGA	PCT	FT-FTA	PCT	OFF	DEF	TOT	AST	PF-DQ	STL	TO	BLK	PTS	AVG	HI
Redick	4-4	113	21-45	.467	11-26	.423	22-24	.917	0	8	8	2	6-0	3	6	1	75	18.8	29
Paul	3-3	94	17-42	.405	5-18	.278	16-19	.842	2	8	10	24	9-0	11	5	2	55	18.3	27
Griffin	3-3	104	17-41	.415	0-3	.000	19-26	.731	6	24	30	13	8-0	2	4	3	53	17.7	25
Crawford	4-0	103	20-45	.444	8-18	.444	12-12	1.000	1	8	9	11	8-0	1	7	1	60	15.0	22
Rivers	4-1	117	20-39	.513	4-13	.308	14-18	.778	1	12	13	11	6-0	4	7	2	58	14.5	28
Jordan	4-4	143	15-25	.600	0-0	---	7-18	.389	15	51	66	1	12-0	2	7	8	37	9.3	18
Felton	4-1	95	14-30	.467	3-6	.500	3-4	.750	2	12	14	12	8-0	4	2	1	34	8.5	11
Speights	4-0	58	9-23	.391	5-14	.357	4-5	.800	5	8	13	3	15-0	0	3	1	27	6.8	9
Mbah a Moute	4-4	80	5-13	.385	1-4	.250	6-9	.667	1	5	6	3	4-0	8	3	2	17	4.3	9
Bass	3-0	18	4-5	.800	0-0	---	2-2	1.000	1	2	3	1	2-0	0	1	0	10	3.3	6
W. Johnson	3-0	29	4-9	.444	0-3	.000	0-0	---	0	2	2	0	4-0	2	1	1	8	2.7	4
Anderson	1-0	6	0-0	---	0-0	---	0-0	---											





# LOS ANGELES LAKERS



## WESTERN CONFERENCE / PACIFIC DIVISION

**Home Court:** STAPLES Center – 18,997 (1999)

**Office:** 555 N. Nash Street, El Segundo, CA 90245

**Phone:** (310) 426-6000

**Website:** lakers.com

**CEO & Controlling Owner:** Jeanie Buss

**President, Business Operations & COO:** Tim Harris

**President, Basketball Operations:** Earvin "Magic" Johnson

**General Manager:** Rob Pelinka

**Head Coach:** Luke Walton

**Associate Head Coach:** Brian Shaw

**Assistant Coaches:** Jesse Mermuys, Brian Keefe, Mark Madsen, Jud Buechler, Miles Simon

**Head Athletic Trainer:** Marco Nuñez

**Public Relations Staff:** Alison Bogli, Ta'Nisha Cooper, Will Patterson, T.C. Greene, Matt Fleer

**Television (English):** Spectrum Sportsnet. Bill Macdonald, Stu Lantz

**Television (Spanish):** Spectrum Deportes. Adrian Garcia Marquez, Francisco Pinto

**Radio (English):** ESPNLA Radio (710 AM). John Ireland, Mychal Thompson

**Radio (Spanish):** ESPN Deportes (1330 AM). Fernando Gonzalez, Pepe Mantilla

**Team Colors:** Purple, Gold



### GRIZZLIES STREAKS

**Overall:** 30-51 (2-L)

**Home:** 18-22 (6-W) **Road:** 12-29 (3-L)

### ALL-TIME SERIES

SEASON	W-L	DATE	RESULT	HOME	VISITOR
2016-17	1-2	4/2/17	L	LA Lakers 108	Grizzlies 103
		1/3/17	L	LA Lakers 116	Grizzlies 102
		12/3/16	W	Grizzlies 103	LA Lakers 100
2015-16	3-1	3/22/16	L	LA Lakers 107	Grizzlies 100
		2/26/16	W	LA Lakers 95	Grizzlies 112
		2/24/16	W	Grizzlies 128	LA Lakers 119
		12/27/15	W	Grizzlies 112	LA Lakers 96
2014-15	4-0	3/6/15	W	Grizzlies 97	LA Lakers 90
		1/2/14	W	LA Lakers 106	Grizzlies 109
		11/26/14	W	LA Lakers 93	Grizzlies 99
		11/11/14	W	Grizzlies 107	LA Lakers 102
2013-14	3-1	4/13/14	W	LA Lakers 90	Grizzlies 102
		2/26/14	W	Grizzlies 108	LA Lakers 103
		12/17/13	L	Grizzlies 92	LA Lakers 96
		11/15/13	W	LA Lakers 86	Grizzlies 89
2012-13	2-1	4/5/13	L	LA Lakers 86	Grizzlies 84
		1/23/13	W	Grizzlies 106	LA Lakers 93
		11/23/12	W	Grizzlies 106	LA Lakers 98
2011-12	1-2	3/25/12	W	LA Lakers 96	Grizzlies 102
		3/13/12 (2ot)	L	Grizzlies 111	LA Lakers 116
		1/8/12	L	LA Lakers 90	Grizzlies 82
2010-11	2-2	2/7/11	L	Grizzlies 84	LA Lakers 93
		1/2/11	W	LA Lakers 85	Grizzlies 104
		11/30/10	W	Grizzlies 98	LA Lakers 96
		11/2/10	L	LA Lakers 124	Grizzlies 105
2009-10	1-2	2/23/10	L	Grizzlies 98	LA Lakers 99
		2/1/10	W	Grizzlies 95	LA Lakers 93
		11/6/09	L	LA Lakers 114	Grizzlies 98

### 2017-18 SCHEDULE

Sun, Nov 5, 2017 at Los Angeles      Mon, Jan 15, 2018 at Memphis  
 Wed, Dec 27, 2017 at Los Angeles      Sat, Mar 24, 2018 at Memphis

SEASON	W-L	DATE	RESULT	HOME	VISITOR
2008-09	0-4	4/12/09	L	LA Lakers 92	Grizzlies 75
		3/3/09	L	LA Lakers 99	Grizzlies 89
		1/31/09	L	Grizzlies 98	LA Lakers 115
		12/22/08	L	Grizzlies 96	LA Lakers 105
2007-08	1-2	3/28/08	W	LA Lakers 111	Grizzlies 114
		1/13/08	L	LA Lakers 100	Grizzlies 99
		1/8/08	L	Grizzlies 101	LA Lakers 117
2006-07	2-2	3/27/07	W	LA Lakers 86	Grizzlies 88
		3/22/07	L	Grizzlies 119	LA Lakers 121
		1/9/07	W	Grizzlies 128	LA Lakers 118
		11/12/06	L	LA Lakers 91	Grizzlies 81
2005-06	3-1	2/11/06	W	LA Lakers 99	Grizzlies 100
		12/28/05 (ot) W	LA Lakers 99	Grizzlies 100	
		12/14/05	L	Grizzlies 79	LA Lakers 94
		11/14/05	W	Grizzlies 85	LA Lakers 73
2004-05	3-0	4/3/05	W	Grizzlies 102	LA Lakers 82
		12/20/04	W	LA Lakers 72	Grizzlies 82
		11/10/04	W	Grizzlies 110	LA Lakers 87
2003-04	2-2	4/9/04	L	LA Lakers 103	Grizzlies 95
		1/21/04	W	Grizzlies 88	LA Lakers 82
		11/23/03	L	LA Lakers 121	Grizzlies 89
		11/10/03	W	Grizzlies 105	LA Lakers 95
2002-03	0-4	4/4/03	L	Grizzlies 101	LA Lakers 102
		3/31/03	L	LA Lakers 110	Grizzlies 94
		12/3/02	L	LA Lakers 101	Grizzlies 91
		11/29/02 (ot) L	Grizzlies 106	LA Lakers 112	

### ALL-TIME SERIES (CONTINUED)

SEASON	W-L	DATE	RESULT	HOME	VISITOR
2001-02	1-3	2/1/02	L	Grizzlies 85	LA Lakers 100
		1/14/02	L	LA Lakers 120	Grizzlies 81
		12/21/01	W	Grizzlies 114	LA Lakers 108
		11/9/01	L	LA Lakers 110	Grizzlies 86
2000-01	0-4	3/3/01	L	Grizzlies 88	LA Lakers 98
		1/15/01 (ot) L	LA Lakers 113	Grizzlies 112	
		12/15/00	L	LA Lakers 98	Grizzlies 76
		11/4/00	L	Grizzlies 89	LA Lakers 98
1999-00	0-4	3/29/00	L	Grizzlies 99	LA Lakers 108
		3/1/00	L	LA Lakers 103	Grizzlies 91
		12/11/99	L	Grizzlies 94	LA Lakers 106
		11/3/99	L	LA Lakers 103	Grizzlies 88
1998-99	1-2	4/19/99	L	LA Lakers 117	Grizzlies 102
		3/29/99	L	LA Lakers 116	Grizzlies 98
		2/23/99	W	Grizzlies 93	LA Lakers 83

SEASON	W-L	DATE	RESULT	HOME	VISITOR
1997-98	0-4	4/8/98	L	LA Lakers 113	Grizzlies 102
		3/15/98	L	Grizzlies 110	LA Lakers 119
		1/6/98	L	Grizzlies 87	LA Lakers 100
		11/16/97	L	LA Lakers 121	Grizzlies 95
1996-97	0-4	3/27/97 (ot) L	Grizzlies 98	LA Lakers 102	
		2/21/97	L	LA Lakers 99	Grizzlies 91
		1/14/97	L	LA Lakers 91	Grizzlies 81
		1/5/97	L	Grizzlies 82	LA Lakers 95
1995-96	0-4	4/5/96	L	LA Lakers 104	Grizzlies 94
		2/28/96	L	Grizzlies 80	LA Lakers 99
		12/1/95	L	LA Lakers 113	Grizzlies 100
		11/17/95	L	Grizzlies 91	LA Lakers 114

### BIGGEST WIN/WORST LOSS

	DATE	SCORE	MARGIN
<b>Biggest Win</b>	11/10/04	110-87	23
<b>Worst Loss</b>	1/14/02	81-120	39

### LAST WIN/LOSS

	DATE	SCORE
<b>Last Home Win</b>	12/3/16	103-100
<b>Last Home Loss</b>	12/17/13	92-96
<b>Last Road Win</b>	2/26/16	112-95
<b>Last Road Loss</b>	4/2/17	103-108

### 2016-17 SEASON SERIES STATISTICS

#### MEMPHIS VS. LOS ANGELES LAKERS

PLAYER	G-GS	MIN	FG-FGA	PCT	3FG-FGA	PCT	FT-FTA	PCT	OFF	DEF	TOT	AST	PF-QD	STL	TO	BLK	PTS	AVG	HI
Conley	2-2	68	13-33	.394	7-18	.389	8-8	1.000	0	4	16	4-0	1	2	1	41	20.5	21	
Gasol	2-2	69	17-33	.515	1-5	.200	6-6	1.000	0	9	9	15	3-0	4	1	41	20.5	22	
Daniels	3-0	84	22-43	.512	15-30	.500	1-3	.333	1	5	6	8	4-0	3	1	60	20.0	31	
Wright	1-1	32	7-10	.700	0-0	---	2-3	.667	1	2	3	2	3-0	0	3	1	16	16.0	16
Carter	1-0	21	3-7	.429	2-4	.500	4-4	1.000	1	1	2	0	1-0	1	0	1	12	12.0	12
Randolph	2-0	58	9-28	.321	1-3	.333	5-7	.714	5	10	15	2	4-0	2	3	0	24	12.0	13
Allen	3-3	81	13-19	.684	2-3	.667	1-2	.500	5	17	22	8	8-0	5	7	1	29	9.7	13
Green	2-2	56	8-17	.471	0-5	.000	3-3	1.000	7	12	19	1	4-0	1	0	3	19	9.5	16
Harrison	2-1	48	3-10	.300	1-7	.143	9-12	.750	1	4	5	5	6-0	1	5	1	16	8.0	10
Ennis	2-1	51	5-12	.417	2-5	.400	2-2	1.000	1	10	11	4	4-0	1	3	1	14	7.0	14
Williams	1-1	35	3-8	.375	1-3	.333	0-0	---	1	5	6	2	1-0	3	3	0	7	7.0	7
Selden	1-1	27	2-5	.400	0-2	.000	1-2	.500	0	2	2	3	5-0	1	2	0	5	5.0	5
Baldwin	3-0	43	3-8	.375	0-1	.000	7-8	.875	0	3	3	11	2-0	4	5	2	13	4.3	7
Martin	2-0	25	1-4	.250	1-3	.333	4-4	1.000	0	4	4	0	4-0	0	0	7	3.5	7	
Davis	1-0	7	1-2	.500	0-0	---	0-0	---	1	1	2	1	0-0	0	0	2	2.0	2	
Parsons	1-1	15	1-6	.167	0-2	.000	0-0	---	0	2	2	1	1-0	0	0	2	2.0	2	
<b>GRIZZLIES</b>	<b>3</b>	<b>720</b>	<b>111-245</b>	<b>.453</b>	<b>33-91</b>	<b>.363</b>	<b>53-64</b>	<b>.828</b>	<b>24</b>	<b>91</b>	<b>115</b>	<b>79</b>	<b>54-0</b>	<b>27</b>	<b>36</b>	<b>13</b>	<b>308</b>	<b>102.7</b>	<b>103</b>

#### LOS ANGELES LAKERS VS. MEMPHIS

PLAYER	G-GS	MIN	FG-FGA	PCT	3FG-FGA	PCT	FT-FTA	PCT	OFF	DEF	TOT	AST	PF-QD	STL	TO	BLK	PTS	AVG	HI
Williams	2-0	49	15-29	.517	5-12	.417	19-19	1.000	0	3	3	3	0-0	3	2	0	54	27.0	40
Russell	2-2	69	15-29	.517	9-15	.600	7-7	1.000	0	10	10	11	2-0	1	7	0	46	23.0	28
Young	1-1	27	6-11	.545	6-11	.545	2-4	.500	0	0	0	2	4-0	0	0	0	20	20.0	20
Randle	3-3	102	18-35	.514	1-5	.200	6-13	.462	7	24	31	13	8-0	2	4	1	43	14.3	19
Mozgov	2-2	65	11-18	.611	0-0	---	5-7	.714	4	6	10	3	9-1	1	3	1	27	13.5	14
Nance	1-1	40	4-8	.500	1-1	1.000	3-4	.750	6	8	14	1	5-0	3	1	1	12	12.0	12
Deng	2-2	68	9-19	.474	3-10	.300	0-1	.000	4	7	11	6	2-0	4	3	1	21	10.5	18
Clarkson	3-1	81	13-37	.351	4-13	.308	1-3	.333	7	7	14	9	7-0	0	5	0	31	10.3	16
Ingram	3-2	87	10-20	.500	1-4	.250	7-11	.636	1	10	11	4	3-0	1	7	4	28	9.3	13
Ennis	1-0	22	4-9	.444	1-1	1.000	2-2	1.000	0	2	2	1	1-0	1	0	0	11	11.0	11
Black	2-0	25	3-9	.333	0-0	---	4-6	.667	3	6	9	0	4-0	1	1	0	10	5.0	6
Brewer	1-0	13	2-4	.500	0-0	---	0-0	---	1	0	1	1	0-0	3	0	0	4	4.0	4
Robinson	3-0	36	5-12	.417	0-0	---	2-5	.400	6	8	14	2	6-0	1	3	0	12	4.0	12
Nwaba	1-0	15	1-3	.333	0-0	---	1-2	.500	1	0	1	0	0-0	1	1	0	3	3.0	3
Huertas	1-0	14	1-3	.333	0-0	---	0-0	---	0	2	2	7	1-0	1	2	0	2	2.0	2
Calderon	1-1	8	0-2	.000	0-1	.000	0-0	---	0	5	5	1	1-0	0	1	0			



## EASTERN CONFERENCE / SOUTHEAST DIVISION



**Home Court:** AmericanAirlines Arena – 19,600 (2000)  
**Office:** 601 Biscayne Blvd., Miami, FL 33132  
**Phone:** 786-777-4328  
**Website:** heat.com

**Managing General Partner:** Micky Arison  
**Chief Executive Officer:** Nick Arison  
**President:** Pat Riley  
**Sr. Vice President, Basketball Ops./Asst. General Manager:** Andy Elisburg  
**Head Coach:** Erik Spoelstra  
**Assistant Coaches:** Dan Craig, Juwan Howard  
**Assistant Coach/Director of Player Development:** Chris Quinn  
**Assistant Coach/Player Development:** Octavio de la Grana  
**Head Athletic Trainer:** Jay Sabol  
**Sports Media Relations Staff:** Tim Donovan, Rob Wilson, Michael Lissack, Nick Maiorana  
**Television:** Fox Sports Sun, Eric Reid, Tony Fiorentino, Jason Jackson  
**Radio (English):** The Ticket (790 AM), Mike Inglis, John Crotty, Ron Rothstein  
**Radio (Spanish):** WAQI (710 AM), José Pañeda, Joe Pujala  
**Team Colors:** Red, Yellow, Black, White

### GRIZZLIES STREAKS

**Overall:** 19-22 (1-W)  
**Home:** 11-9 (1-L)    **Road:** 8-13 (1-W)

### ALL-TIME SERIES

SEASON	W-L	DATE	RESULT	HOME	VISITOR
2016-17	1-1	11/26/16	W	Miami 107	Grizzlies 110
		11/25/16	L	Grizzlies 81	Miami 90
2015-16	1-1	12/29/15 (ot)	W	Grizzlies 99	Miami 90
		12/13/15	L	Miami 100	Grizzlies 97
2014-15	2-0	12/27/14	W	Miami 95	Grizzlies 103
		12/7/14	W	Grizzlies 103	Miami 87
2013-14	1-1	4/9/14	W	Grizzlies 107	Miami 102
		3/21/14	L	Miami 91	Grizzlies 86
2012-13	1-1	3/1/13	L	Miami 98	Grizzlies 91
		11/11/12	W	Grizzlies 104	Miami 86
2011-12	1-0	4/6/12	W	Miami 82	Grizzlies 97
2010-11	1-1	3/12/11	L	Miami 118	Grizzlies 85
		11/20/10	W	Grizzlies 97	Miami 95
2009-10	1-1	2/19/10 (2ot)	L	Grizzlies 87	Miami 100
		12/13/09	W	Miami 90	Grizzlies 118
2008-09	1-1	3/23/09	L	Miami 94	Grizzlies 82
		12/14/08	W	Grizzlies 102	Miami 86
2007-08	2-0	4/11/08	W	Miami 91	Grizzlies 96
		1/6/08	W	Grizzlies 101	Miami 94
2006-07	0-2	12/16/06	L	Miami 98	Grizzlies 90
		12/2/06	L	Grizzlies 97	Miami 98
2005-06	0-2	1/24/06	L	Miami 94	Grizzlies 82
		11/2/05	L	Grizzlies 78	Miami 97

### 2017-18 SCHEDULE

Mon, Dec 11, 2017 at Memphis    Sat, Feb 24, 2018 at Miami

SEASON	W-L	DATE	RESULT	HOME	VISITOR
2004-05	1-1	4/8/05	W	Grizzlies 97	Miami 81
		12/10/04	L	Miami 92	Grizzlies 84
2003-04	1-1	12/19/03	W	Grizzlies 97	Miami 83
		12/12/03	L	Miami 91	Grizzlies 88
2002-03	2-0	2/28/03 (ot)	W	Grizzlies 126	Miami 116
		12/10/02	W	Miami 96	Grizzlies 107
2001-02	1-1	3/9/02	L	Grizzlies 88	Miami 93
		12/28/01	W	Miami 86	Grizzlies 91
2000-01	0-2	3/17/01	L	Miami 95	Grizzlies 81
		1/19/01	L	Grizzlies 86	Miami 97
1999-00	1-1	1/16/00	L	Grizzlies 83	Miami 94
		1/4/00	W	Miami 87	Grizzlies 91
1998-99	---	No games			
1997-98	0-2	3/18/98	L	Miami 94	Grizzlies 91
		1/11/98	L	Grizzlies 90	Miami 96
1996-97	0-2	3/14/97	L	Miami 88	Grizzlies 82
		11/20/96	L	Grizzlies 75	Miami 94
1995-96	1-1	1/13/96	W	Grizzlies 69	Miami 65
		11/25/95	L	Miami 111	Grizzlies 91

### BIGGEST WIN/WORST LOSS

	DATE	SCORE	MARGIN
<b>Biggest Win</b>	12/13/09	118-90	28
<b>Worst Loss</b>	3/12/11	85-118	33

### LAST WIN/LOSS

	DATE	SCORE
<b>Last Home Win</b>	12/29/15	99-90 (ot)
<b>Last Home Loss</b>	11/25/16	81-90
<b>Last Road Win</b>	11/26/16	110-107
<b>Last Road Loss</b>	12/13/15	97-100

### 2016-17 SEASON SERIES STATISTICS

#### MEMPHIS VS. MIAMI

PLAYER	G-GS	MIN	FG-FGA	PCT	3FG-FGA	PCT	FT-FTA	PCT	OFF	DEF	TOT	AST	PF-DQ	STL	TO	BLK	PTS	AVG	HI
Conley	2-1	57	11-28	.393	3-8	.375	12-12	1.000	2	5	7	10	1-0	1	4	1	37	18.5	21
Gasol	2-2	61	15-27	.556	2-6	.333	5-6	.833	0	4	4	8	3-0	0	0	5	37	18.5	28
Williams	2-1	56	10-20	.500	3-6	.500	4-8	.500	1	8	9	2	5-0	1	2	1	27	13.5	18
Green	2-2	65	9-16	.563	3-5	.600	5-6	.833	4	9	13	2	6-0	1	2	1	26	13.0	14
Allen	2-2	58	6-16	.375	0-3	.000	3-4	.750	2	9	11	3	3-0	1	3	3	15	7.5	11
Carter	2-0	32	4-15	.267	1-9	.111	4-4	1.000	1	8	9	4	4-0	1	1	0	13	6.5	7
Martin	2-0	35	5-9	.556	0-0	---	2-2	1.000	1	14	15	0	5-0	2	4	1	12	6.0	6
Baldwin	1-0	13	2-5	.400	0-0	---	1-2	.500	1	0	1	0	0-0	0	1	0	5	5.0	5
Harrison	2-1	59	0-10	.000	0-3	.000	10-12	.833	1	6	7	8	5-0	1	3	3	10	5.0	6
Daniels	1-1	19	1-5	.200	1-4	.250	0-0	---	1	2	3	0	1-0	0	2	0	3	3.0	3
Davis	2-0	26	3-4	.750	0-0	---	0-0	---	4	2	6	0	2-0	0	1	4	6	3.0	4
<b>GRIZZLIES</b>	<b>2</b>	<b>480</b>	<b>66-155</b>	<b>.426</b>	<b>13-44</b>	<b>.295</b>	<b>46-56</b>	<b>.821</b>	<b>18</b>	<b>67</b>	<b>85</b>	<b>37</b>	<b>35-0</b>	<b>8</b>	<b>24</b>	<b>19</b>	<b>191</b>	<b>95.5</b>	<b>110</b>

#### MIAMI VS. MEMPHIS

PLAYER	G-GS	MIN	FG-FGA	PCT	3FG-FGA	PCT	FT-FTA	PCT	OFF	DEF	TOT	AST	PF-DQ	STL	TO	BLK	PTS	AVG	HI
Walters	2-2	72	16-34	.471	5-9	.556	6-8	.750	1	8	9	10	3-0	3	3	0	43	21.5	28
T. Johnson	2-0	61	11-24	.458	3-10	.300	9-12	.750	1	8	9	1	5-0	2	2	2	34	17.0	22
Richardson	2-2	56	9-21	.429	7-14	.500	2-2	1.000	1	5	6	9	4-0	1	2	0	27	13.5	15
J. Johnson	2-0	63	8-18	.444	3-7	.429	4-5	.800	1	9	10	4	8-0	0	4	3	23	11.5	13
McGruder	2-2	66	9-20	.450	3-10	.300	0-0	---	3	4	7	4	6-0	1	4	2	21	10.5	11
Whiteside	2-2	61	8-17	.471	0-0	---	3-9	.333	8	16	24	1	10-1	1	2	4	19	9.5	15
Williams	2-2	29	5-14	.357	1-7	.143	2-2	1.000	1	3	4	1	1-0	1	0	1	13	6.5	13
McRoberts	2-0	25	3-8	.375	0-0	---	1-2	.500	1	6	7	4	3-0	2	0	1	7	3.5	5
Babbitt	2-0	36	2-8	.250	1-5	.200	1-2	.500	0	3	3	1	2-0	0	0	1	6	3.0	5
Haslem	2-0	10	2-2	1.000	0-0	---	0-0	---	1	3	4	0	0-0	0	0	0	4	2.0	4
<b>HEAT</b>	<b>2</b>	<b>480</b>	<b>73-166</b>	<b>.440</b>	<b>23-62</b>	<b>.371</b>	<b>28-42</b>	<b>.667</b>	<b>18</b>	<b>65</b>	<b>83</b>	<b>35</b>	<b>42-1</b>	<b>11</b>	<b>19</b>	<b>14</b>	<b>197</b>	<b>98.5</b>	<b>107</b>

INTRO  
PLAYERS  
EXECUTIVES  
BASKETBALL OPERATIONS  
BUSINESS OPERATIONS  
MEDIA  
COMMUNITY  
HISTORY  
PLAYOFFS  
REVIEW  
OPPONENTS  
NBA  
FEDERFORUM  
AT A GLANCE





## EASTERN CONFERENCE / CENTRAL DIVISION

**Home Court:** BMO Harris Bradley Center – 18,717 (1988)

**Office:** 1001 N. Fourth St., Milwaukee, WI 53203

**Phone:** (414) 227-0500

**Website:** bucks.com

**Owners:** Wes Edens, Marc Lasry, Jamie Dinan, Mike Fascitelli

**General Manager:** Jon Horst

**Assistant General Manager:** Milt Newton

**Head Coach:** Jason Kidd

**Assistant Coaches:** Joe Prunty, Eric Hughes, Greg Foster, Sean Sweeney, Stacey Augmon, Frank Johnson, Josh Broghamer

**Director of Performance:** Troy Flanagan

**Head Athletic Trainer:** Scott Faust

**Head Strength & Conditioning Coach:** Suki Hobson

**Lead Video Coordinator/Advance Scout:** Jesse Wedmore

**Video Coordinators:** Mike Sero, Monty Buckley, Brennan Blair

**Public Relations Staff:** Barry Baum, Dan Smyczek, Eric Kohlbeck

**Television:** Fox Sports Wisconsin. Jim Paschke, Gus Johnson, Marques Johnson, Jon McGlocklin

**Radio:** 620 WTMJ. Ted Davis, Dennis Krause

**Team Colors:** Good Land Green, Cream City Cream, Great Lakes Blue, Bucks Black



### GRIZZLIES STREAKS

**Overall:** 21-20 (1-W)

**Home:** 12-8 (6-W)    **Road:** 9-12 (3-L)

### 2017-18 SCHEDULE

Mon, Nov 13, 2017 at Milwaukee    Mon, Mar 12, 2018 at Memphis

### ALL-TIME SERIES

SEASON	W-L	DATE	RESULT	HOME	VISITOR
2016-17	1-1	3/13/17	W	Grizzlies 113	Milwaukee 93
		11/12/16	L	Milwaukee 106	Grizzlies 96
2015-16	1-1	3/17/16	L	Milwaukee 96	Grizzlies 86
		1/28/16	W	Grizzlies 103	Milwaukee 83
2014-15	1-1	3/14/15	W	Grizzlies 96	Milwaukee 83
		11/8/14	L	Milwaukee 93	Grizzlies 92
2013-14	2-0	2/1/14	W	Grizzlies 99	Milwaukee 90
		1/15/14	W	Milwaukee 77	Grizzlies 82
2012-13	2-0	12/19/12	W	Grizzlies 90	Milwaukee 80
		11/7/12	W	Milwaukee 90	Grizzlies 108
2011-12	1-0	3/31/12	W	Milwaukee 95	Grizzlies 99
2010-11	2-0	2/11/11	W	Grizzlies 89	Milwaukee 86
		1/22/11	W	Milwaukee 81	Grizzlies 94
2009-10	0-2	3/28/10 (ot)	L	Milwaukee 108	Grizzlies 103
		11/21/09	L	Grizzlies 98	Milwaukee 103
2008-09	1-1	4/4/09	W	Milwaukee 102	Grizzlies 107
		11/14/08 (ot)	L	Grizzlies 96	Milwaukee 101
2007-08	0-2	2/5/08	L	Grizzlies 97	Milwaukee 102
		11/14/07	L	Milwaukee 102	Grizzlies 99
2006-07	0-2	12/27/06	L	Grizzlies 96	Memphis 112
		12/8/06	L	Milwaukee 100	Grizzlies 94
2005-06	1-1	4/7/06	W	Grizzlies 100	Milwaukee 90
		2/4/06	L	Milwaukee 88	Grizzlies 78

SEASON	W-L	DATE	RESULT	HOME	VISITOR
2004-05	2-0	4/1/05	W	Milwaukee 82	Grizzlies 93
		1/15/05	W	Grizzlies 101	Milwaukee 82
2003-04	1-1	2/27/04	L	Milwaukee 106	Grizzlies 104
		2/6/04	W	Grizzlies 105	Milwaukee 85
2002-03	2-0	2/16/03	W	Milwaukee 95	Grizzlies 101
		12/20/02	W	Grizzlies 95	Milwaukee 84
2001-02	0-2	27/02	L	Milwaukee 107	Grizzlies 103
		12/18/01	L	Grizzlies 105	Milwaukee 114
2000-01	1-1	2/23/01	L	Milwaukee 93	Grizzlies 81
		1/7/01	W	Grizzlies 120	Milwaukee 117
1999-00	1-1	2/19/00	W	Milwaukee 100	Grizzlies 111
		1/31/00	L	Grizzlies 87	Milwaukee 92
1998-99	---	---	No games		
1997-98	1-1	11/26/97	L	Milwaukee 101	Grizzlies 82
		11/15/97	W	Grizzlies 109	Milwaukee 94
1996-97	0-2	4/1/97	L	Grizzlies 91	Milwaukee 102
		11/6/96	L	Milwaukee 105	Grizzlies 89
1995-96	1-1	1/22/96	W	Milwaukee 92	Grizzlies 100
		12/3/95	L	Grizzlies 95	Milwaukee 109
1995-96	0-2	3/20/96	L	Atlanta 98	Grizzlies 93
		2/16/96	L	Grizzlies 100	Atlanta 110

### BIGGEST WIN/WORST LOSS

	DATE	SCORE	MARGIN
<b>Biggest Win</b>	1/28/16	103-83	20 (2x)*
<b>Worst Loss</b>	11/26/97	82-101	19

\* Most recent occurrence

### LAST WIN/LOSS

	DATE	SCORE
<b>Last Home Win</b>	3/13/17	113-93
<b>Last Home Loss</b>	11/21/09	98-103
<b>Last Road Win</b>	1/15/14	82-77
<b>Last Road Loss</b>	11/12/16	96-106

### 2016-17 SEASON SERIES STATISTICS

#### MEMPHIS VS. MILWAUKEE

PLAYER	G-GS	MIN	FG-FGA	PCT	3FG-FGA	PCT	FT-FTA	PCT	OFF	DEF	TOT	AST	PF-DQ	STL	TO	BLK	PTS	AVG	HI
Carter	2-1	64	15-19	.789	7-11	.636	4-4	1.000	1	5	6	4	8-0	4	1	0	41	20.5	24
Conley	2-2	66	10-24	.417	4-15	.267	11-12	.917	0	5	5	13	4-0	4	6	0	35	17.5	20
Gasol	2-2	71	12-26	.462	1-6	.167	6-8	.750	2	10	12	13	8-1	2	3	2	31	15.5	18
Allen	1-1	30	6-10	.600	2-2	1.000	1-3	.333	1	3	4	1	2-0	0	2	0	15	15.0	15
Randolph	2-0	44	12-26	.462	0-1	.000	2-3	.667	4	10	14	2	2-0	3	0	0	26	13.0	14
Parsons	1-1	23	5-11	.455	2-6	.333	0-0	---	0	4	4	1	0-0	1	1	0	12	12.0	12
Daniels	1-0	15	2-8	.250	2-6	.333	0-0	---	1	3	4	1	0-0	1	2	0	6	6.0	6
Ennis	2-1	37	4-8	.500	1-4	.250	2-2	1.000	0	3	3	2	5-0	1	1	0	11	5.5	9
Harrison	2-0	38	3-9	.333	1-3	.333	4-5	.800	0	1	1	7	8-0	2	2	1	11	5.5	9
Martin	1-0	19	1-3	.333	0-1	.000	2-2	1.000	0	5	5	0	2-0	0	2	1	4	4.0	4
Wright	1-0	11	2-2	1.000	0-0	---	0-0	---	1	0	1	0	1-0	0	0	0	4	4.0	4
Green	2-2	46	2-8	.250	0-1	.000	3-3	1.000	4	5	9	5	5-0	1	3	0	7	3.5	5
Baldwin	1-0	12	1-2	.500	0-1	.000	0-0	---	0	1	1	1	1-0	0	2	0	2	2.0	2
Davis	1-0	2	1-1	1.000	0-0	---	0-0	---	0	0	0	0	0-0	0	0	0	2	2.0	2
Douglas	1-0	2	0-0	---	0-0	---	2-2	1.000	0	0	0	0	0-0	0	0	0	2	2.0	2
<b>GRIZZLIES</b>	<b>2</b>	<b>480</b>	<b>76-157</b>	<b>.484</b>	<b>20-57</b>	<b>.351</b>	<b>37-44</b>	<b>.841</b>	<b>14</b>	<b>55</b>	<b>69</b>	<b>50</b>	<b>46-1</b>	<b>19</b>	<b>25</b>	<b>4</b>	<b>209</b>	<b>104.5</b>	<b>113</b>

#### MILWAUKEE VS. MEMPHIS

PLAYER	G-GS	MIN	FG-FGA	PCT	3FG-FGA	PCT	FT-FTA	PCT	OFF	DEF	TOT	AST	PF-DQ	STL	TO	BLK	PTS	AVG	HI
Antetokounmpo	2-2	66	15-27	.556	1-5	.200	14-20	.700	0	11	11	9	8-0	5	7	4	45	22.5	27
Beasley	1-0	19	6-8	.750	1-1	1.000	6-7	.857	1	3	4	1	1-0	1	1	0	19	19.0	19
Parker	1-1	34	5-16	.313	0-4	.000	6-8	.750	1	3	4	2	2-0	0	2	0	16	16.0	16
Brogdon	2-0	55	10-19	.526	5-8	.625	2-2	1.000	3	0	3	11	6-0	1	5	1	27	13.5	15
Middleton	1-1	35	2-8	.250	2-6	.333	5-6	.833	1	2	3	3	2-0	0	1	1	11	11.0	11
Monroe	2-0	48	7-13	.538	0-0	---	6-7	.857	2	10	12	4	5-0	4	7	0	20	10.0	13
Snell	2-2	54	7-15	.467	5-10	.500	0-0	---	1	3	4	3	1-0	2	0	0	19	9.5	10
Dellavedova	2-2	49	7-11	.636	3-5	.600	0-0	---	1	4	5	2	3-0	0	3	0	17	8.5	13
Hawes	1-0	2	0-0	---	0-0	---	0-0	---	0	0	0	0	0-0	0	1	0	0	0.0	0
Jones	1-0	2	0-1	.000	0-0	---	0-0	---	0	1	1	0	0-0	0	0	1	0	0.0	0
Henson	2-1	33	4-10	.400	0-0	---	2-2	1.000	3	9	12	2	5-0	0	2	10	5.0	8	
Terry	2-0	42	2-4	.500	2-3	.667	2-2	1.000	0	3	3	2	0-0	1	0	0	8	4.0	5
Maker	1-1	11	1-2	.500	1-1	1.000	0-0	---	0	1	1	1	3-0	0	0	1	3	3.0	3
Teletovic	2-0	19	1-1	1.000	1-1	1.000	0-0	---	0	3	3	0	3-0	0	0	0	3	1.5	3
Plumlee	1-0	9	0-0	---	0-0	---	1-2	.500	0	1	1	1	2-0	1	0	0	1	1.0	1
Vaughn	1-0	2	0-0	---	0-0	---	0-0	---	0	0	0	0	0-0	0	1	0	0	0.0	0
<b>BUCKS</b>	<b>2</b>	<b>480</b>	<b>67-135</b>	<b>.496</b>	<b>21-44</b>	<b>.477</b>	<b>44-56</b>	<b>.786</b>	<b>13</b>	<b>54</b>	<b>67</b>	<b>41</b>	<b>41-0</b>	<b>15</b>	<b>31</b>	<b>10</b>	<b>199</b>	<b>99.5</b>	<b>106</b>

INTRO

PLAYERS

EXECUTIVES

BASKETBALL OPERATIONS

BUSINESS OPERATIONS

MEDIA

COMMUNITY

HISTORY

PLAYOFFS

REVIEW

OPINIONS

NBA

FEDERFORUM

AT A GLANCE



# MINNESOTA TIMBERWOLVES



## WESTERN CONFERENCE / NORTHWEST DIVISION



**Home Court:** Target Center – 19,356 (1990)

**Office:** 600 Hennepin Ave. Suite 300, Minneapolis, MN 55403

**Phone:** (612)-673-1600

**Website:** timberwolves.com

**Owner:** Glen Taylor

**Chief Executive Officer:** Ethan Casson

**President of Basketball Operations/Head Coach:** Tom Thibodeau

**Assistant Coaches:** Andy Greer, Ed Pinckney, Ryan Saunders, Rick Brunson

**General Manager:** Scott Layden

**Assistant General Manager:** Noah Croom

**Vice President of Player Health/ Head Athletic Trainer:** Gregg Farnam

**Communications Staff:** Brad Ruiter, Aaron Seehusen, Dan Bell, Alex King, Kirsten Wenker

**Television:** Fox Sports North. Dave Benz, Jim Petersen

**Radio:** WCCO AM 830. Alan Horton

**Team Colors:** Blue, Green, Silver, Black

### GRIZZLIES STREAKS

**Overall:** 38-46 (2-W)

**Home:** 22-20 (2-W) **Road:** 16-26 (1-W)

### 2017-18 SCHEDULE

Mon, Dec 4, 2017 at Memphis Mon, Apr 9, 2018 at Minnesota

Mon, Mar 26, 2018 at Minnesota

### ALL-TIME SERIES

SEASON	W-L	DATE	RESULT	HOME	VISITOR	SEASON	W-L	DATE	RESULT	HOME	VISITOR
2016-17	3-1	2/4/17	W	Minnesota 99	Grizzlies 107	2008-09	0-3	3/11/09	L	Minnesota 104	Grizzlies 79
		11/19/16	W	Grizzlies 93	Minnesota 71			1/6/09	L	Grizzlies 87	Minnesota 94
		11/1/16	L	Minnesota 116	Grizzlies 80			12/29/08 (ot)	L	Minnesota 108	Grizzlies 98
		10/26/16	W	Grizzlies 102	Minnesota 98	2007-08	2-2	4/12/08	L	Grizzlies 105	Minnesota 114
2015-16	2-2	3/16/16	L	Grizzlies 108	Minnesota 114			4/6/08	W	Minnesota 101	Grizzlies 113
		2/19/16	W	Grizzlies 109	Minnesota 104			3/19/08	L	Minnesota 98	Grizzlies 94
		1/23/16	L	Minnesota 106	Grizzlies 101			12/1/07	W	Grizzlies 109	Minnesota 80
		11/15/15	W	Minnesota 106	Grizzlies 114	2006-07	2-1	4/18/07	W	Minnesota 94	Grizzlies 116
2014-15	2-1	2/28/15	W	Minnesota 97	Grizzlies 101			2/9/07 (ot)	W	Grizzlies 105	Minnesota 97
		2/6/15	L	Minnesota 90	Grizzlies 89			1/12/07	L	Grizzlies 110	Minnesota 116
		10/29/14	W	Grizzlies 105	Minnesota 101	2005-06	3-1	4/19/06 (2ot)	W	Minnesota 92	Grizzlies 102
2013-14	2-2	4/2/14	L	Minnesota 102	Grizzlies 88			4/11/06	W	Grizzlies 92	Minnesota 76
		3/24/14	W	Grizzlies 109	Minnesota 92			2/26/06	L	Minnesota 105	Grizzlies 99
		1/31/14	W	Minnesota 90	Grizzlies 94			1/25/06	W	Grizzlies 107	Minnesota 87
		12/15/13	L	Grizzlies 93	Minnesota 101	2004-05	3-1	3/18/05	W	Grizzlies 88	Minnesota 83
2012-13	3-0	3/30/13	W	Minnesota 86	Grizzlies 99			2/8/05	W	Grizzlies 108	Minnesota 96
		3/18/13	W	Grizzlies 92	Minnesota 77			1/1/05	W	Minnesota 95	Grizzlies 104
		2/10/13	W	Grizzlies 105	Minnesota 88			11/26/04	L	Minnesota 115	Grizzlies 90
2011-12	4-0	4/17/12	W	Minnesota 84	Grizzlies 91	2003-04	1-3	4/14/04	L	Grizzlies 90	Minnesota 107
		3/27/12	W	Grizzlies 93	Minnesota 86			4/4/04	L	Minnesota 90	Grizzlies 82
		2/8/12	W	Grizzlies 85	Minnesota 80			2/8/04	W	Minnesota 98	Grizzlies 99
		1/4/12	W	Minnesota 86	Grizzlies 90			11/28/04	L	Grizzlies 98	Minnesota 102
2010-11	4-0	4/2/11	W	Grizzlies 106	Minnesota 89	2002-03	0-4	4/16/03	L	Grizzlies 87	Minnesota 95
		2/23/11	W	Minnesota 95	Grizzlies 104			3/18/03	L	Minnesota 96	Grizzlies 80
		2/2/11	W	Minnesota 84	Grizzlies 102			11/19/02 (ot)	L	Minnesota 110	Grizzlies 106
		10/30/10	W	Grizzlies 109	Minnesota 89			11/15/02	L	Grizzlies 95	Minnesota 99
2009-10	3-1	2/6/10	L	Minnesota 109	Grizzlies 102	2001-02	0-4	4/3/02	L	Minnesota 92	Grizzlies 81
		1/15/10	W	Grizzlies 135	Minnesota 110			3/21/02	L	Grizzlies 93	Minnesota 95
		12/2/09	W	Minnesota 95	Grizzlies 97			12/6/01	L	Grizzlies 80	Minnesota 105
		11/14/09	W	Grizzlies 97	Minnesota 87			11/2/01	L	Minnesota 111	Grizzlies 102

# MINNESOTA TIMBERWOLVES



### ALL-TIME SERIES (CONTINUED)

SEASON	W-L	DATE	RESULT	HOME	VISITOR	SEASON	W-L	DATE	RESULT	HOME	VISITOR
2000-01	1-3	4/10/01	L	Grizzlies 91	Minnesota 104	1997-98	0-4	3/21/98	L	Minnesota 102	Grizzlies 88
		2/18/01	W	Minnesota 102	Grizzlies 110			1/29/98	L	Grizzlies 106	Minnesota 112
		1/21/01	L	Grizzlies 94	Minnesota 96			11/29/97	L	Minnesota 106	Grizzlies 87
		11/22/00	L	Minnesota 101	Grizzlies 100			11/7/97	L	Grizzlies 97	Minnesota 108
1999-00	0-4	4/14/00	L	Grizzlies 94	Minnesota 104	1996-97	0-4	3/19/97	L	Minnesota 95	Grizzlies 72
		2/18/00	L	Minnesota 103	Grizzlies 91			2/19/97	L	Grizzlies 73	Minnesota 84
		11/27/99	L	Minnesota 113	Grizzlies 82			2/6/97	L	Minnesota 103	Grizzlies 86
		11/21/99	L	Grizzlies 81	Minnesota 105			1/23/97	L	Grizzlies 76	Minnesota 95
1998-99	1-3	4/16/99	L	Minnesota 89	Grizzlies 75	1995-96	2-2	4/3/96	W	Grizzlies 105	Minnesota 103
		3/18/99	W	Grizzlies 86	Minnesota 81			3/17/96	L	Minnesota 90	Grizzlies 85
		3/4/99	L	Grizzlies 93	Minnesota 102			11/28/95	L	Minnesota 121	Grizzlies 98
		2/19/99	L	Minnesota 115	Grizzlies 96			11/5/95 (ot)	W	Grizzlies 100	Minnesota 98

### BIGGEST WIN/WORST LOSS

	DATE	SCORE	MARGIN
<b>Biggest Win</b>	12/1/07	109-80	29
<b>Worst Loss</b>	11/1/16	80-116	36

### LAST WIN/LOSS

	DATE	SCORE
<b>Last Home Win</b>	11/19/16	93-71
<b>Last Home Loss</b>	3/16/16	108-114
<b>Last Road Win</b>	2/4/17	107-99
<b>Last Road Loss</b>	11/1/16	80-116

### 2016-17 SEASON SERIES STATISTICS

#### MEMPHIS VS. MINNESOTA

PLAYER	G-GS	MIN	FG-FGA	PCT	3FG-FGA	PCT	FT-FTA	PCT	OFF	DEF	TOT	AST	PF-PQ	STL	TO	BLK	PTS	AVG	HI
Conley	3-3	100	16-39	.410	5-13	.385	20-23	.870	2	5	7	15	8-0	1	6	3	57	19.0	24
Green	4-4	114	20-38	.526	4-8	.500	22-24	.917	9	15	24	3	12-0	3	7	4	66	16.5	29
Gasol	2-2	68	9-29	.310	1-4	.250	5-6	.833	1	9	10	5	6-0	1	6	6	24	12.0	18
Randolph	4-1	87	18-44	.409	2-8	.250	10-15	.667	6	24	30	3	11-1	1	4	1	48	12.0	19
Ennis	4-4	120	15-29	.517	6-12	.500	8-10	.800	7	16	23	2	10-0	7	3	1	44	11.0	15
Harrison	4-2	113	7-25	.280	2-12	.167	16-19	.842	3	7	10	18	11-0	8	7	0	32	8.0	13
Williams	2-1	32	5-8	.625	0-1	.000	6-7	.857	1	1	2	1	3-0	1	3	1	16	8.0	14
Douglas	1-0	22	2-4	.500	0-1	.000	3-4	.750	0	7	7	1	4-0	0	0	0	7	7.0	7
Davis	3-0	41	8-10	.800	0-0	---	4-7	.571	2	9	11	0	5-0	0	1	3	20	6.7	17
Carter	4-0	99	6-25	.240	4-17	.235	7-9	.778	3	16	19	4	9-0	4	1	2	23	5.8	11
Daniels	2-0	27	4-13	.308	2-10	.200	1-2	.500	0	0	0	2	1-0	0	1	0	11	5.5	11
Baldwin	3-1	50	5-16	.313	1-6	.167	4-4	1.000	3	5	8	7	3-0	7	6	3	15	5.0	8
Allen	2-1	39	4-15	.267	0-0	---	0-0	---	4	1	5	0	2-0	3	2	1	8	4.0	4
Wright	1-0	20	2-6	.333	0-0	---	0-0	---	4	2	6	0	3-0	2	1	0	4	4.0	4
Martin	2-1	28	3-7	.429	0-2	.000	1-3	.333	0	3	3	0	3-0	0	3	0	7	3.5	7
<b>GRIZZLIES</b>	<b>4</b>	<b>960</b>	<b>124-308</b>	<b>.403</b>	<b>27-94</b>	<b>.287</b>	<b>107-133</b>	<b>.805</b>	<b>45</b>	<b>120</b>	<b>165</b>	<b>61</b>	<b>91-1</b>	<b>38</b>	<b>54</b>	<b>25</b>	<b>382</b>	<b>95.5</b>	<b>107</b>

#### MINNESOTA VS. MEMPHIS

PLAYER	G-GS	MIN	FG-FGA	PCT	3FG-FGA	PCT	FT-FTA	PCT	OFF	DEF	TOT	AST	PF-PQ	STL	TO	BLK	PTS	AVG	HI
LaVine	3-3	100	26-48	.542	12-23	.522	8-9	.889	0	10	10	8	7-0	3	7	0	72	24.0	31
Towns	4-4	132	27-55	.491	7-12	.583	15-19	.789	9	24	33	11	14-0	2	9	4	76	19.0	27
Wiggins	4-4	133	24-58	.414	4-10	.400	20-30	.667	7	9	16	10	9-0	1	11	4	72	18.0	25
Dieng	4-4	138	17-32	.531	0-1	.000	6-10	.600	12	32	44	6	10-0	5	4	4	40	10.0	17
Rubio	3-3	106	6-25	.240	2-9	.222	6-11	.545	3	6	9	21	8-0	0	6	0	20	6.7	14
Muhammad	4-0	75	10-25	.400	1-4	.250	4-5	.800	5	6	11	2	5-0	1	0	0	25	6.3	11
Dunn	3-1	62	7-17	.412	2-6	.333	2-2	1.000	2	7	9	8	12-1	6	4	0	18	6.0	10
Payne	1-0	15	2-4	.500	0-1	.000	2-2	1.000	1	2	3	1	4-0	2	2	1	6	6.0	6
Rush	3-1	57	4-14	.286	3-7	.429	3-4	.750	1	5	6	2	2-0	0	4	1	14	4.7	9
Bjelica	4-0	61	6-16	.375	2-7	.286	3-4	.750	1	16	17	4	12-0	1	5	2	17	4.3	7
Hill	1-0	5	2-3	.667	0-0	---	0-0	---											





# NEW ORLEANS PELICANS

# NEW ORLEANS PELICANS



## WESTERN CONFERENCE / SOUTHWEST DIVISION

**Home Court:** Smoothie King Center – 16,867 (1999)  
**Office:** 5800 Airline Drive, Metairie, LA 70003  
**Phone:** (504) 593-4700  
**Website:** pelicans.com

**Owner:** Tom Benson  
**Executive Officer:** Gayle Benson  
**President:** Dennis Lauscha  
**Executive Vice President:** Mickey Loomis  
**General Manager:** Dell Demps  
**Head Coach:** Alvin Gentry  
**Associate Head Coach:** Darren Erman  
**Assistant Coaches:** Chris Finch, Fred Vinson, Kevin Hanson, Jamelle McMillan, Elvis Valcarcel  
**Head Athletic Trainer:** Duane Brooks  
**Communications Staff:** Greg Bensele, Matt Ryan, Will McClaran, Chris Trahan, Jordy Spitale  
**Television:** Fox Sports New Orleans. Joel Meyers, David Wesley, Jen Hale  
**Radio:** WRNO (99.5 FM). Sean Kelley, John DeShazier  
**Team Colors:** Blue, Gold, Red



### GRIZZLIES STREAKS

**Overall:** 26-30 (2-L)  
**Home:** 16-12 (1-L) **Road:** 10-18 (1-L)

### 2017-18 SCHEDULE

Wed, Oct 18, 2017 at Memphis      Sat, Jan 20, 2018 at New Orleans  
 Wed, Jan 10, 2018 at Memphis      Wed, Apr 4, 2018 at New Orleans

### ALL-TIME SERIES

SEASON	W-L	DATE	RESULT	HOME	VISITOR
2016-17	2-2	3/21/17	L	New Orleans 95	Grizzlies 82
		2/15/17	L	Grizzlies 91	New Orleans 95
		12/5/16 (2ot)	W	New Orleans 108	Grizzlies 110
		11/2/16 (ot)	W	Grizzlies 89	New Orleans 83
2015-16	4-0	3/11/16 (ot)	W	Grizzlies 121	New Orleans 114
		2/1/16	W	New Orleans 95	Grizzlies 110
		1/18/16	W	Grizzlies 101	New Orleans 99
		12/1/15	W	New Orleans 104	Grizzlies 113
2014-15	2-2	4/8/15	W	Grizzlies 110	New Orleans 74
		3/7/15	L	New Orleans 95	Grizzlies 89
		1/9/15	L	New Orleans 106	Grizzlies 95
		11/3/14	W	Grizzlies 93	New Orleans 81
2013-14	1-3	3/12/14	W	New Orleans 88	Grizzlies 90
		1/20/14	L	Grizzlies 92	New Orleans 95
		12/13/13	L	New Orleans 104	Grizzlies 98
		11/6/13	L	Grizzlies 84	New Orleans 99
2012-13	2-2	3/22/13	L	New Orleans 90	Grizzlies 83
		3/9/13	W	Grizzlies 96	New Orleans 85
		1/27/13	L	Grizzlies 83	New Orleans 91
		12/7/12	W	New Orleans 96	Grizzlies 89
2011-12	3-1	4/18/12	W	Grizzlies 103	New Orleans 91
		4/15/12	L	New Orleans 88	Grizzlies 75
		1/18/12	W	New Orleans 87	Grizzlies 93
		1/14/12	W	Grizzlies 108	New Orleans 99
2010-11	2-2	4/10/11	W	Grizzlies 111	New Orleans 89
		4/1/11	W	New Orleans 81	Grizzlies 93
		3/4/11	L	Grizzlies 91	New Orleans 98
		1/19/11 (ot)	L	New Orleans 103	Grizzlies 102

SEASON	W-L	DATE	RESULT	HOME	VISITOR
2009-10	2-2	4/2/10	W	Grizzlies 107	New Orleans 96
		3/3/10	W	New Orleans 100	Grizzlies 104
		1/30/10 (ot)	L	Grizzlies 102	New Orleans 109
		1/20/10	L	New Orleans 113	Grizzlies 111
2008-09	1-3	3/20/09	L	New Orleans 96	Grizzlies 84
		2/9/09	W	Grizzlies 85	New Orleans 80
		12/16/08	L	Grizzlies 84	New Orleans 91
		12/6/08	L	New Orleans 106	Grizzlies 87
2007-08	0-4	2/9/08	L	New Orleans 112	Grizzlies 99
		12/26/07	L	Grizzlies 98	New Orleans 116
		12/7/07 (ot)	L	New Orleans 118	Grizzlies 116
		11/16/07 (ot)	L	Grizzlies 103	New Orleans 120
2006-07	1-3	3/20/07	L	Grizzlies 103	NOK 114
		2/13/07	W	Grizzlies 108	NOK 104
		2/10/07	L	NOK 114	Grizzlies 99
		12/22/06 (ot)	L	NOK 100	Grizzlies 97
2005-06	1-3	3/31/06	L	NOK 107	Grizzlies 102
		1/28/06	L	Grizzlies 86	NOK 95
		1/18/06	L	NOK 87	Grizzlies 79
		12/6/05	W	Grizzlies 89	NOK 73
2004-05	3-1	3/26/05	L	Grizzlies 85	New Orleans 96
		3/16/05	W	New Orleans 82	Grizzlies 88
		1/31/05	W	New Orleans 91	Grizzlies 98
		1/7/05	W	Grizzlies 84	New Orleans 76
2003-04	1-1	2/28/04	W	Grizzlies 97	New Orleans 92
		12/20/03	L	New Orleans 94	Grizzlies 89
2002-03	1-1	2/21/03 (ot)	L	New Orleans 125	Grizzlies 123
		1/6/03	W	Grizzlies 106	New Orleans 102

### BIGGEST WIN/WORST LOSS

	DATE	SCORE	MARGIN
<b>Biggest Win</b>	4/8/15	110-74	36
<b>Worst Loss</b>	12/6/08	87-106	19

### LAST WIN/LOSS

	DATE	SCORE
<b>Last Home Win</b>	11/2/16	89-83 (ot)
<b>Last Home Loss</b>	2/15/17	91-95
<b>Last Road Win</b>	12/5/16	110-108 (2ot)
<b>Last Road Loss</b>	3/21/17	82-95

### 2016-17 SEASON SERIES STATISTICS

#### MEMPHIS VS. NEW ORLEANS

PLAYER	G-GS	MIN	FG-FGA	PCT	3FG-FGA	PCT	FT-FTA	PCT	OFF	DEF	TOT	AST	PF-DQ	STL	TO	BLK	PTS	AVG	HI
Conley	3-3	102	17-44	.386	7-21	.333	12-14	.857	0	9	9	10	4-0	1	10	1	53	17.7	20
Daniels	3-0	78	15-31	.484	12-22	.545	4-4	1.000	2	3	5	6	3-0	0	3	0	46	15.3	29
Gasol	4-4	158	25-73	.342	4-17	.235	7-10	.700	4	38	42	29	7-0	8	12	6	61	15.3	28
Green	4-4	114	18-35	.514	4-12	.333	4-7	.571	7	24	31	6	14-0	3	3	0	44	11.0	21
Harrison	2-1	64	6-18	.333	3-8	.375	7-11	.636	3	4	7	4	8-0	1	8	1	22	11.0	12
Williams	1-1	20	5-9	.556	1-3	.333	0-0	---	0	4	4	1	0-0	1	1	0	11	11.0	11
Randolph	3-0	64	12-40	.300	0-5	.000	6-7	.857	12	17	29	1	8-0	1	7	0	30	10.0	16
Parsons	1-1	19	3-6	.500	1-4	.250	2-2	1.000	0	1	1	1	3-0	1	0	0	9	9.0	9
Allen	3-3	88	10-26	.385	0-2	.000	3-7	.429	7	12	19	2	9-0	4	7	1	23	7.7	19
Ennis	3-1	69	8-17	.471	3-9	.333	4-4	1.000	2	12	14	1	2-0	5	3	0	23	7.7	16
Wright	2-0	33	6-6	1.000	0-0	---	1-2	.500	0	3	3	0	3-0	1	0	1	13	6.5	7
Baldwin	2-0	45	3-10	.300	0-1	.000	2-2	1.000	0	4	4	8	3-0	0	0	0	8	4.0	4
Douglas	2-0	31	4-10	.400	0-4	.000	0-1	.000	1	9	10	3	3-0	2	1	0	8	4.0	8
Martin	2-0	38	3-14	.214	0-2	.000	2-4	.500	4	9	13	2	5-0	2	1	1	8	4.0	6
Selden	1-1	16	2-6	.333	0-4	.000	0-0	---	0	2	2	0	0-0	1	0	0	4	4.0	4
Carter	3-1	91	3-21	.143	1-15	.067	2-4	.500	1	7	8	8	9-0	4	3	3	9	3.0	5
Davis	1-0	6	0-0	---	0-0	---	0-0	---	0	1	1	0	2-0	0	2	1	0	0.0	0
<b>GRIZZLIES</b>	<b>4</b>	<b>1035</b>	<b>140-366</b>	<b>.383</b>	<b>36-129</b>	<b>.279</b>	<b>56-79</b>	<b>.709</b>	<b>43</b>	<b>159</b>	<b>202</b>	<b>82</b>	<b>135-0</b>	<b>35</b>	<b>64</b>	<b>15</b>	<b>372</b>	<b>93.0</b>	<b>110</b>

#### NEW ORLEANS VS. MEMPHIS

PLAYER	G-GS	MIN	FG-FGA	PCT	3FG-FGA	PCT	FT-FTA	PCT	OFF	DEF	TOT	AST	PF-DQ	STL	TO	BLK	PTS	AVG	HI
Cousins	1-1	37	14-27	.519	5-9	.556	8-9	.889	4	12	16	2	5-0	2	2	4	41	41.0	41
Stephenson	1-0	45	9-15	.600	1-3	.333	2-2	1.000	0	3	3	6	4-0	1	4	1	21	21.0	21
Davis	4-4	164	31-78	.397	2-11	.182	11-14	.786	4	39	43	4	10-0	4	11	9	75	18.8	28
Galloway	3-0	79	16-34	.471	11-22	.500	5-7	.714	0	3	3	4	5-0	2	1	1	48	16.0	26
Holiday	2-2	74	13-30	.433	3-9	.333	1-4	.250	3	7	10	13	5-0	1	3	1	30	15.0	19
Hield	3-2	73	11-27	.407	7-16	.438	2-2	1.000	0	9	9	3	7-0	4	2	1	31	10.3	18
Crawford	1-0	16	3-5	.600	2-4	.500	2-2	1.000	0	2	2	0	3-0	0	2	0	10	10.0	10
Hill	4-4	128	11-26	.423	4-12	.333	11-13	.846	3	16	19	8	9-0	5	5	0	37	9.3	23
Brown	1-0	29	4-10	.400	1-4	.250	0-0	---	1	5	6	2	2-0	1	1	0	9	9.0	9
Jones	2-0	60	7-19	.368	1-3	.333	2-2	1.000	3	15	18	3	2-0	0	5	3	17	8.5	10
Ajinca	3-1	70	7-15	.467	0-1	.000	7-9	.778	6	20	26	0	8-0	3	3	4	21	7.0	12
Moore	3-1	71	7-21	.333	1-9	.111	1-2	.500	0	4	4	3	6-0	1	5	1	16	5.3	7
Frazier	3-3	81	4-18	.222	0-7	.000	6-6	1.000	1	6	7	16	6-0	6	6	0	14	4.7	8
Evans	1-0	27	2-7	.286	0-1	.000	0-0	---	0	5	5	4	2-0	2	3	1	4	4.0	4
Motiejunas	2-0	27	2-4	.500	0-0	---	2-4	.500	0	1	1	2	4-0	1	0	0	6	3.0	6
Cook	1-0	0	0-0	---	0-0	---	0-0	---	0	0	0	0	0-0	0	0	0	0	0.0	0
Asik	2-1	49	0-5	.000	0-0	---	1-2	.500	2	12	14	2	3-0	0	2	0	1	0.5	1
Cunningham	1-1	5	0-2	.000	0-2	.000	0-0	---	0	0	0	0	0-0	0	1	0	0	0.0	0
<b>PELICANS</b>	<b>4</b>	<b>1035</b>	<b>141-343</b>	<b>.411</b>	<b>38-113</b>	<b>.336</b>	<b>61-78</b>	<b>.782</b>	<b>27</b>	<b>159</b>	<b>186</b>	<b>72</b>	<b>81-0</b>	<b>33</b>	<b>60</b>	<b>24</b>	<b>381</b>	<b>95.3</b>	<b>108</b>

INTRO  
PLAYERS  
EXECUTIVES  
BASKETBALL OPERATIONS  
BUSINESS OPERATIONS  
MEDIA  
COMMUNITY  
HISTORY  
PLAYOFFS  
REVIEW  
OPPONENTS  
NBA FEDERFORUM  
AT A GLANCE



## EASTERN CONFERENCE / ATLANTIC DIVISION

**Home Court:** Madison Square Garden – 19,033 (1968)

**Office:** Two Pennsylvania Plaza, New York, NY 10121

**Phone:** (212) 465-6471

**Website:** nyknicks.com

**Executive Chairman:** James L. Dolan

**President:** Steve Mills

**General Manager:** Scott Perry

**Head Coach:** Jeff Hornacek

**Associate Head Coach:** Kurt Rambis

**Assistant Coaches:** Howard Easley, Corey Gaines, Jerry Sichting

**Head Athletic Trainer:** Roger Hinds

**Public Relations Staff:** Jonathan Supranowitz, Gregg Schwartz, Derek Lapinski

**Television:** MSG Network. Mike Breen, Walt Frazier, Rebecca Harlow

**Radio:** ESPN Radio 98.7 FM. Mike Crispino, Brendan Brown

**Team Colors:** Orange, Blue, White



### GRIZZLIES STREAKS

**Overall:** 21-20 (1-W)

**Home:** 12-9 (6-W)    **Road:** 9-11 (1-L)

### 2017-18 SCHEDULE

Wed, Dec 6, 2017 at New York

Wed, Jan 17, 2018 at Memphis

### ALL-TIME SERIES

SEASON	W-L	DATE	RESULT	HOME	VISITOR
2016-17	1-1	4/7/17	W	Grizzlies 101	New York 88
		10/29/16	L	New York 111	Grizzlies 104
2015-16	2-0	2/5/16	W	New York 85	Grizzlies 91
		1/16/16	W	Grizzlies 103	New York 95
2014-15	2-0	3/23/15	W	New York 82	Grizzlies 103
		1/5/15	W	Grizzlies 105	New York 83
2013-14	2-0	2/18/14	W	Grizzlies 98	New York 93
		12/21/13	W	New York 87	Grizzlies 95
2012-13	1-1	3/27/13	L	New York 108	Grizzlies 101
		11/16/12	W	Grizzlies 105	New York 95
2011-12	1-0	1/12/12	W	Grizzlies 94	New York 83
2010-11	0-2	3/17/11	L	New York 120	Grizzlies 99
		3/9/11	L	Grizzlies 108	New York 110
2009-10	2-0	3/12/10	W	Grizzlies 119	New York 112
		2/27/10	W	New York 109	Grizzlies 120
2008-09	0-2	1/23/09	L	New York 108	Grizzlies 88
		11/12/08	L	Grizzlies 103	New York 132
2007-08	2-0	4/2/08	W	Grizzlies 130	New York 114
		3/21/08	W	New York 106	Grizzlies 120
2006-07	0-2	12/4/06	L	New York 98	Grizzlies 90
		11/1/06 (3ot)	L	Grizzlies 117	New York 118
2005-06	2-0	3/24/06	W	New York 75	Grizzlies 91
		3/1/06	W	Grizzlies 101	New York 99
2004-05	1-1	12/7/04	W	Grizzlies 96	New York 88
		12/1/04	L	New York 90	Grizzlies 82
2003-04	1-1	3/24/04	W	New York 97	Grizzlies 111
		12/26/03	L	Grizzlies 94	New York 98
2002-03	1-1	3/11/03	W	New York 85	Grizzlies 87
		1/31/03	L	Grizzlies 102	New York 108

SEASON	W-L	DATE	RESULT	HOME	VISITOR
2001-02	1-1	3/19/02	L	Grizzlies 92	New York 101
		12/20/01	W	New York 88	Grizzlies 90
2000-01	1-1	3/29/01	W	Grizzlies 89	New York 68
		11/27/00	L	New York 97	Grizzlies 72
1999-00	0-2	3/31/00	L	Grizzlies 83	New York 89
		3/7/00	L	New York 111	Grizzlies 86
1998-99	---	No games			
1997-98	0-2	3/27/98 (ot)	L	Grizzlies 89	New York 97
		11/23/97	L	New York 104	Grizzlies 84
1996-97	0-2	3/18/97	L	New York 98	Grizzlies 73
		11/10/96	L	Grizzlies 82	New York 101
1995-96	1-1	1/20/96	W	Grizzlies 84	New York 80
		11/19/95	L	New York 98	Grizzlies 93

### BIGGEST WIN/WORST LOSS

	DATE	SCORE	MARGIN
<b>Biggest Win</b>	1/5/15	105-83	22
<b>Worst Loss</b>	11/12/08	103-132	29

### LAST WIN/LOSS

	DATE	SCORE
<b>Last Home Win</b>	4/7/17	101-88
<b>Last Home Loss</b>	3/9/11	108-110
<b>Last Road Win</b>	2/5/16	91-85
<b>Last Road Loss</b>	10/29/16	104-111

### 2016-17 SEASON SERIES STATISTICS

#### MEMPHIS VS. NEW YORK

PLAYER	G-GS	MIN	FG-FGA	PCT	3FG-FGA	PCT	FT-FTA	PCT	OFF	DEF	TOT	AST	PF-DQ	STL	TO	BLK	PTS	AVG	HI
Conley	2-2	57	16-26	.615	7-12	.583	3-4	.750	2	6	8	11	2-0	1	7	0	42	21.0	31
Gasol	2-2	65	9-28	.321	3-8	.375	15-15	1.000	2	14	16	6	6-0	0	3	4	36	18.0	20
Ennis	1-1	27	5-7	.714	2-3	.667	4-5	.800	1	3	4	1	3-0	0	1	0	16	16.0	16
Martin	1-0	13	5-9	.556	2-2	1.000	1-2	.500	2	1	3	0	5-0	1	1	0	13	13.0	13
Selden	1-0	32	5-7	.714	0-0	---	3-4	.750	1	1	2	2	3-0	0	3	0	13	13.0	13
Allen	1-1	19	5-8	.625	0-0	---	0-0	---	2	2	4	0	1-0	0	0	0	10	10.0	10
Green	2-2	60	9-19	.474	1-5	.200	1-2	.500	3	10	13	1	7-1	0	1	2	20	10.0	10
Carter	2-1	54	6-9	.667	5-8	.625	0-0	---	1	6	7	4	2-0	1	0	2	17	8.5	12
Randolph	2-0	36	6-22	.273	1-1	1.000	2-2	1.000	3	10	13	3	4-0	0	3	0	15	7.5	13
Baldwin	2-0	24	3-5	.600	2-2	1.000	0-0	---	0	2	2	3	1-0	0	2	0	8	4.0	5
Wright	1-0	14	2-2	1.000	0-0	---	0-0	---	1	1	2	1	0-0	0	0	2	4	4.0	4
Williams	1-0	9	1-2	.500	1-2	.500	0-2	.000	0	0	0	1	1-0	2	0	0	3	3.0	3
Daniels	2-0	20	1-6	.167	0-4	.000	2-2	1.000	0	0	0	1	3-0	0	0	0	4	2.0	4
Harrison	2-1	47	2-10	.200	0-5	.000	0-0	---	0	4	4	5	6-0	1	3	0	4	2.0	4
Davis	2-0	3	0-1	.000	0-0	---	0-0	---	0	0	0	0	0-0	0	0	1	0	0.0	0
<b>GRIZZLIES</b>	<b>2</b>	<b>480</b>	<b>75-161</b>	<b>.466</b>	<b>24-52</b>	<b>.462</b>	<b>31-38</b>	<b>.816</b>	<b>18</b>	<b>60</b>	<b>78</b>	<b>39</b>	<b>44-1</b>	<b>6</b>	<b>26</b>	<b>11</b>	<b>205</b>	<b>102.5</b>	<b>104</b>

#### NEW YORK VS. MEMPHIS

PLAYER	G-GS	MIN	FG-FGA	PCT	3FG-FGA	PCT	FT-FTA	PCT	OFF	DEF	TOT	AST	PF-DQ	STL	TO	BLK	PTS	AVG	HI
Porzingis	1-1	36	7-11	.636	1-4	.250	6-8	.750	0	5	5	2	5-0	0	0	1	21	21.0	21
Anthony	1-1	36	5-15	.333	1-5	.200	9-12	.750	0	6	6	5	2-0	0	3	0	20	20.0	20
Lee	2-2	61	13-24	.542	4-8	.500	2-2	1.000	1	5	6	4	1-0	2	0	0	32	16.0	26
Ndour	1-1	29	7-9	.778	0-0	---	1-2	.500	2	5	7	0	1-0	1	1	3	15	15.0	15
Rose	1-1	32	6-13	.462	0-1	.000	1-2	.500	1	3	4	3	2-0	2	0	1	13	13.0	13
Holiday	2-1	47	9-20	.450	2-9	.222	0-0	---	1	1	2	3	3-0	3	1	1	20	10.0	12
Kuzminkas	1-0	23	5-12	.417	0-4	.000	0-0	---	0	1	1	0	0-0	0	0	0	10	10.0	10
O'Quinn	2-0	39	7-13	.538	0-1	.000	6-9	.667	3	6	9	4	8-0	1	1	1	20	10.0	11
Hernangomez	2-1	37	6-10	.600	0-0	---	3-7	.429	4	8	12	3	4-0	2	4	0	15	7.5	11
Vujacic	1-0	21	2-8	.250	2-7	.286	1-2	.500	2	3	5	3	2-0	0	0	0	7	7.0	7
Jennings	1-0	16	2-4	.500	2-4	.500	0-0	---	0	2	2	3	1-0	1	2	0	6	6.0	6
Noah	1-1	22	2-2	1.000	0-0	---	2-6	.333	1	9	10	7	6-1	0	4	1	6	6.0	6
Thomas	1-0	19	3-5	.600	0-1	.000	0-0	---	1	2	3	0	1-0	0	0	0	6	6.0	6
Plumlee	1-0	15	2-5	.400	0-0	---	0-2	.000	5	2	7	0	3-0	0	0	0	4	4.0	4
Baker	1-1	31	1-7	.143	0-3	.000	0-0	---	0	2	2	7	2-0	0	1	0	2	2.0	2
Randle	1-0	18	1-6	.167	0-2	.000	0-0	---	0	1	1	0	0-0	0	1	0	2	2.0	2
<b>KNICKERS</b>	<b>2</b>	<b>480</b>	<b>78-164</b>	<b>.476</b>	<b>12-49</b>	<b>.245</b>	<b>31-52</b>	<b>.596</b>	<b>21</b>	<b>61</b>	<b>82</b>	<b>44</b>	<b>41-1</b>	<b>12</b>	<b>24</b>	<b>8</b>	<b>199</b>	<b>99.5</b>	<b>111</b>

INTRO

PLAYERS

EXECUTIVES

BASKETBALL OPERATIONS

BUSINESS OPERATIONS

MEDIA

COMMUNITY

HISTORY

PLAYOFFS

REVIEW

OPPONENTS

NBA

FEDERFORUM

AT A GLANCE





# OKLAHOMA CITY THUNDER



## WESTERN CONFERENCE / NORTHWEST DIVISION



**Home Court:** Chesapeake Energy Arena – 18,203 (2008)

**Office:** 208 Thunder Dr., Oklahoma City, OK 73102

**Phone:** (405) 208-4800

**Website:** okcthunder.com

**Chairman:** Clayton I. Bennett

**Executive Vice President and General Manager:** Sam Presti

**Assistant General Manager/Vice President:** Troy Weaver

**Assistant General Manager/Legal and Administration:** Michael Winger

**Head Coach:** Billy Donovan

**Assistant Coaches:** Mark Bryant, Vin Bhavnani, Maurice Cheeks, Anthony Grant, Adrian Griffin, Royal Ivey, Darko Rajakovic

**Head Athletic Trainer:** Joe Sharpe

**Communications Staff:** Matt Tumbleson, John Read, Laila Wani

**Television:** Fox Sports Oklahoma. Brian Davis, Michael Cage, Lesley McCaslin

**Radio (English):** WWLS 98.1 FM/640 AM. Matt Pinto

**Radio (Spanish):** WKY 930 AM. Eleno Ornelas

**Team Colors:** Blue, Red, Yellow, Dark Blue

### GRIZZLIES STREAKS

**Overall:** 26-56 (3-L)

**Home:** 17-25 (1-L) **Road:** 9-31 (2-L)

### 2017-18 SCHEDULE

Sat, Dec 9, 2017 at Memphis      Wed, Feb 14, 2018 at Memphis  
Sun, Feb 11, 2018 at Oklahoma City      Wed, Apr 11, 2018 at Oklahoma City

### ALL-TIME SERIES

SEASON	W-L	DATE	RESULT	HOME	VISITOR
2016-17	1-4	4/5/17	L	Grizzlies 100	OKC 103
		2/3/17	L	OKC 114	Grizzlies 102
		1/11/17	L	OKC 103	Grizzlies 95
		12/29/16	W	Grizzlies 114	OKC 80
2015-16	1-2	1/6/16	L	OKC 112	Grizzlies 94
		12/8/15	L	Grizzlies 88	OKC 125
		11/16/15	W	Grizzlies 122	OKC 114
		4/3/15	W	Grizzlies 100	OKC 92
2014-15	3-1	2/1/15	L	OKC 105	Grizzlies 89
		1/31/15	W	Grizzlies 85	OKC 74
		11/7/14	W	OKC 89	Grizzlies 91
		2/28/14	L	OKC 113	Grizzlies 107
2013-14	1-3	2/3/14	L	OKC 86	Grizzlies 77
		1/14/14	W	Grizzlies 90	OKC 87
		12/11/13	L	Grizzlies 100	OKC 116
		3/20/13 (ot)	W	Grizzlies 90	OKC 89
2012-13	2-1	1/31/13	L	OKC 106	Grizzlies 89
		11/14/12	W	OKC 97	Grizzlies 107
		4/2/12	W	OKC 88	Grizzlies 94
		2/3/12	L	OKC 101	Grizzlies 94
2011-12	1-3	1/10/12	L	Grizzlies 95	OKC 100
		12/28/11	L	Grizzlies 95	OKC 98
		3/7/11	W	Grizzlies 107	OKC 101
		2/8/11 (ot)	W	OKC 101	Grizzlies 105
2010-11	3-1	1/8/11	L	OKC 109	Grizzlies 100
		1/4/11	W	Grizzlies 110	OKC 105
		4/14/10	L	OKC 114	Grizzlies 105
		1/22/10	W	Grizzlies 86	OKC 84
2009-10	1-2	12/11/09	L	Grizzlies 94	OKC 102

SEASON	W-L	DATE	RESULT	HOME	VISITOR
2008-09	1-3	2/28/09	L	Grizzlies 92	OKC 99
		1/28/09 (ot)	L	OKC 114	Grizzlies 102
		12/10/08	W	OKC 102	Grizzlies 108
		11/29/08	L	Grizzlies 103	OKC 111
2007-08	3-1	2/19/08	L	Seattle 108	Grizzlies 101
		1/18/08	W	Grizzlies 124	Seattle 100
		11/19/07	W	Grizzlies 125	Seattle 108
		11/7/07	W	Seattle 98	Grizzlies 105
2006-07	1-2	3/30/07	L	Seattle 120	Grizzlies 93
		2/20/07	L	Seattle 121	Grizzlies 105
		12/18/06 (2ot)	W	Grizzlies 134	Seattle 126
		3/28/06	L	Grizzlies 97	Seattle 98
2005-06	3-1	3/8/06	W	Seattle 74	Grizzlies 99
		12/31/05	W	Seattle 96	Grizzlies 100
		11/8/05	W	Grizzlies 94	Seattle 69
		3/29/05	L	Grizzlies 99	Seattle 102
2004-05	0-3	11/24/04	L	Grizzlies 84	Seattle 93
		11/14/04	L	Seattle 118	Grizzlies 113
		3/18/04	L	Grizzlies 94	Seattle 97
		1/9/04	L	Seattle 122	Grizzlies 116
2003-04	1-3	12/30/03	L	Grizzlies 99	Seattle 105
		11/21/03	W	Seattle 97	Grizzlies 98
		3/28/03	L	Seattle 95	Grizzlies 71
		1/25/03	L	Grizzlies 83	Seattle 95
2002-03	1-3	1/17/03 (ot)	L	Seattle 103	Grizzlies 97
		11/27/02	W	Grizzlies 117	Seattle 99
		4/17/02	L	Seattle 109	Grizzlies 94
		3/27/02	L	Seattle 96	Grizzlies 82
2001-02	0-4	3/3/02	L	Grizzlies 71	Seattle 96
		1/6/02	L	Grizzlies 77	Seattle 89

### ALL-TIME SERIES (CONTINUED)

2000-01	1-3	2/5/01	L	Seattle 95	Grizzlies 82
		1/12/01	L	Seattle 115	Grizzlies 102
		12/13/00	L	Grizzlies 93	Seattle 94
		10/31/00	W	Grizzlies 94	Seattle 88
1999-00	0-4	3/16/00	L	Seattle 117	Grizzlies 103
		3/13/00	L	Grizzlies 103	Seattle 113
		12/18/99	L	Seattle 112	Grizzlies 89
		11/18/99	L	Grizzlies 108	Seattle 110
1998-99	1-2	4/23/99	L	Grizzlies 84	Seattle 97
		4/9/99	W	Grizzlies 98	Seattle 93
		3/16/99	L	Seattle 87	Grizzlies 85
		4/14/98	L	Seattle 110	Grizzlies 98
1997-98	0-4	4/3/98	L	Grizzlies 98	Seattle 138
		1/4/98	L	Grizzlies 108	Seattle 120
		11/19/97	L	Seattle 107	Grizzlies 87

### SEASON W-L DATE RESULT HOME VISITOR

### BIGGEST WIN/WORST LOSS

	DATE	SCORE	MARGIN
<b>Biggest Win</b>	12/29/16	114-80	34
<b>Worst Loss</b>	4/3/98	98-138	40

### LAST WIN/LOSS

	DATE	SCORE
<b>Last Home Win</b>	12/29/16	114-80
<b>Last Home Loss</b>	4/5/17	100-103
<b>Last Road Win</b>	11/7/14	91-89
<b>Last Road Loss</b>	2/3/17	102-114

### 2016-17 SEASON SERIES STATISTICS

#### MEMPHIS VS. OKLAHOMA CITY

PLAYER	G-GS	MIN	FG-FGA	PCT	3FG-FGA	PCT	FT-FTA	PCT	OFF	DEF	TOT	AST	PF-DQ	STL	TO	BLK	PTS	AVG	HI
Gasol	4-4	144	35-72	.486	3-14	.214	15-19	.789	1	23	24	22	14-0	7	7	13	88	22.0	31
Conley	2-2	71	15-36	.417	4-12	.333	6-10	.600	2	3	5	8	2-0	6	4	0	40	20.0	22
Randolph	4-0	107	30-59	.508	2-5	.400	9-12	.750	10	26	36	7	10-0	2	8	0	71	17.8	21
Parsons	3-3	58	11-21	.524	0-5	.000	6-6	1.000	0	3	3	4	4-0	4	1	0	28	9.3	14
Allen	4-4	110	16-34	.471	0-2	.000	3-4	.750	11	11	22	7	14-0	6	9	2	35	8.8	14
Daniels	4-0	42	12-21	.571	9-16	.563	0-0	---	1	5	6	2	4-0	0	2	0	33	8.3	22
Carter	4-1	95	10-25	.400	7-17	.412	5-8	.625	2	5	7	10	15-0	3	1	4	32	8.0	11
Harrison	4-2	92	9-21	.429	3-5	.600	9-10	.900	2	3	5	8	7-0	2	6	1	30	7.5	12
Green	4-4	109	9-23	.391	2-8	.250	4-7	.571	6	16	22	4	14-1	2	6	2	24	6.0	17
Selden	1-0	23	2-6	.333	0-3	.000	2-2	1.000	0	3	3	3	1-0	0	0	0	6	6.0	6
Ennis	4-0	71	7-12	.583	2-3	.667	4-6	.667	4	5	9	2	11-1	2	3	1	20	5.0	10
Wright	1-0	18	1-1	1.000	0-0	---	0-0	---	0	1	1	2	1-0	1	0	1	2	2.0	2
Baldwin	2-0	15	1-4	.250	0-1	.000	0-0	---	0	1	1	5	0-0	1	0	0	2	1.0	2
Martin	1-0	4	0-0	---	0-0	---	0-0	---	0	1	1	0	2-0	0	0	0	0	0.0	0
<b>GRIZZLIES</b>	<b>4</b>	<b>960</b>	<b>158-335</b>	<b>.472</b>	<b>32-91</b>	<b>.352</b>	<b>63-84</b>	<b>.750</b>	<b>39</b>	<b>106</b>	<b>145</b>	<b>84</b>	<b>99-2</b>	<b>36</b>	<b>50</b>	<b>24</b>	<b>411</b>	<b>102.8</b>	<b>114</b>

#### OKLAHOMA CITY VS. MEMPHIS

PLAYER	G-GS	MIN	FG-FGA	PCT	3FG-FGA	PCT	FT-FTA	PCT	OFF	DEF	TOT	AST	PF-DQ	STL	TO	BLK	PTS	AVG	HI
Westbrook	4-4	136	34-84	.405	15-33	.455	45-54	.833	5	35	40	34	10-0	11	24	1	128	32.0	45
McDermott	1-0	32	3-7	.429	3-6	.500	1-3	.333	1	6	7	0	1-0	0	1	0	10	10.0	10
Kanter	3-0	75	19-39	.487	0-4	.000	10-12	.833	5	17	22	3	6-0	2	8	0	48	16.0	19
Gibson	1-1	26	4-10	.400	0-0	---	0-0	---	3	4	7	0	2-0	1	1	0	8	8.0	8
Oladipo	3-3	105	14-39	.359	6-18	.333	4-5	.800	0	9	9	10	8-0	4	1	1	38	12.7	16
Adams	4-4	143	16-43	.372	0-0	---	7-18	.389	27	17	44	6	10-0	2	7	7	39	9.8	16
Morrow	2-1	39	6-10	.600	3-5	.600	2-2	1.000	1	0	1	0	4-0	1	1	0	17	8.5	15
Abrines	2-0	43	4-14	.286	4-11	.364	4-4	1.000	2	1	3	0	3-0	0	2	0	16	8.0	10
Grant	3-0	56	7-13	.538	1-2	.500	7-11	.636	1	5	6	0	2-0	0	3	1	22	7.3	10
Lauvergne	3-0	50	7-10	.700	3-6	.500	5-6	.833	2	9	11	3	6-0	0	4	0	22	7.3	16
Payne	2-0	30	5-10	.500	1-3	.333	0-0	---	0	1	1	2	3-0	0	0	0	11	5.5	9
Roberson	4-4	88	8-14	.571	1-5	.200	1-4	.250	2	16	18	0	5-0	2	1	2	18	4.5	8
Christon	2-0	49	2-9	.222	1-6	.167	0-0	---	1	2	3	7	4-0	2	2	1	5	2.5	3
Sabonis	4-3	53	4-14	.286	1-6	.167	0-0	---	2	5	7	4	9-0	0	9	3	9	2.3	5
Singler	1-0	6	1-1	1.000	0-0	---	0-0	---	0	0	0	0	1-0	0	0	0	2	2.0	2
Collison	4-0	29	2-3	.667	0-0	---	3-5	.600	1	3	4	1	3-0	0	2	1	7		



## EASTERN CONFERENCE / SOUTHEAST DIVISION

**Home Court:** Amway Center – 18,846 (2010)  
**Office:** 8701 Maitland Summit Blvd., Orlando, FL 32810  
**Phone:** (407) 916-2400  
**Website:** orlandomagic.com

**Senior Chairman:** Rich DeVos  
**Chairman/Governor:** Dan DeVos  
**Chief Executive Officer/Alt. Governor:** Alex Martins  
**General Manager:** John Hammond  
**Assistant General Manager/Basketball Strategy:** Pete D'Alessandro  
**Assistant General Manager/Basketball Operations:** Matt Lloyd  
**Director of Player Development and Quality Control:** Becky Bonner  
**Head Coach:** Frank Vogel  
**Assistant Coaches:** Chad Forcier, Corliss Williamson, Jay Hernandez, Matt Hill  
**Athletic Trainer:** Keon Weise  
**Communications Staff:** Joel Glass, George Galante, Trish Wingersong, Melanie Curtsinger  
**Television:** FOX Sports Florida, David Steele, Jeff Turner, Dante Marchitelli  
**Radio (English):** ESPN 580 Orlando (580 AM), Dennis Neumann, Richie Aduabato  
**Radio (Spanish):** Salsa WNUF-FM (98.1 FM), Joey Colon  
**Team Colors:** Blue, Silver, Black



### GRIZZLIES STREAKS

**Overall:** 22-19 (1-L)  
**Home:** 15-6 (9-W) **Road:** 7-13 (2-L)

### ALL-TIME SERIES

SEASON	W-L	DATE	RESULT	HOME	VISITOR
2016-17	1-1	12/26/16	L	Orlando 112	Grizzlies 102
		12/1/16	W	Grizzlies 95	Orlando 94
2015-16	1-1	4/3/16	L	Orlando 119	Grizzlies 107
		1/25/16 (ot)	W	Grizzlies 108	Orlando 102
2014-15	2-0	1/26/15	W	Orlando 94	Grizzlies 103
		1/16/15	W	Grizzlies 106	Orlando 96
2013-14	2-0	2/12/14	W	Orlando 86	Grizzlies 81
		12/9/13	W	Grizzlies 94	Orlando 85
2012-13	2-0	3/3/13	W	Orlando 82	Grizzlies 108
		2/22/13	W	Grizzlies 88	Orlando 82
2011-12	1-0	4/26/12	W	Grizzlies 88	Orlando 76
2010-11	1-1	1/31/11	W	Grizzlies 100	Orlando 97
		11/15/10	L	Orlando 89	Grizzlies 72
2009-10	1-1	4/4/10	L	Orlando 107	Grizzlies 92
		1/25/10	W	Grizzlies 99	Orlando 94
2008-09	1-1	4/8/09	L	Orlando 81	Grizzlies 78
		10/31/08	W	Grizzlies 86	Orlando 84
2007-08	1-1	1/23/08	L	Grizzlies 85	Orlando 112
		12/15/07	W	Orlando 119	Grizzlies 123
2006-07	1-1	4/7/07	L	Orlando 116	Grizzlies 89
		11/20/06	W	Grizzlies 95	Orlando 86
2005-06	2-0	12/2/05	W	Grizzlies 91	Orlando 69
		11/4/05	W	Orlando 85	Grizzlies 94

### 2017-18 SCHEDULE

Wed, Nov 1, 2017 at Memphis      Sat, Mar 3, 2018 at Orlando

2004-05	1-1	1/25/05	W	Grizzlies 95	Orlando 83
		12/4/04	L	Orlando 96	Grizzlies 91
2003-04	2-0	1/3/04	W	Grizzlies 112	Orlando 103
		11/12/03	W	Orlando 97	Grizzlies 107
2002-03	2-0	3/24/03	W	Orlando 104	Grizzlies 110
		12/27/02	W	Grizzlies 99	Orlando 86
2001-02	0-2	1/19/02	L	Grizzlies 103	Orlando 119
		12/3/01	L	Orlando 113	Grizzlies 71
2000-01	0-2	3/16/01	L	Orlando 103	Grizzlies 99
		12/17/00	L	Grizzlies 91	Orlando 101
1999-00	0-2	1/22/00	L	Grizzlies 82	Orlando 85
		1/5/00	L	Orlando 116	Grizzlies 96
1998-99	---	No games			
1997-98	0-2	3/17/98	L	Orlando 99	Grizzlies 92
		12/3/97	L	Grizzlies 97	Orlando 101
1996-97	1-1	3/16/97	L	Orlando 100	Grizzlies 89
		12/13/96	W	Grizzlies 95	Orlando 93
1995-96	0-2	3/15/96 (ot)	L	Grizzlies 87	Orlando 92
		11/22/95	L	Orlando 95	Grizzlies 93

### BIGGEST WIN/WORST LOSS

	DATE	SCORE	MARGIN
<b>Biggest Win</b>	12/2/05	91-69	22
<b>Worst Loss</b>	12/3/01	71-113	42

### LAST WIN/LOSS

	DATE	SCORE
<b>Last Home Win</b>	12/1/16	95-94
<b>Last Home Loss</b>	1/23/08	85-112
<b>Last Road Win</b>	1/26/15	103-94
<b>Last Road Loss</b>	12/26/16	102-112

### 2016-17 SEASON SERIES STATISTICS

#### MEMPHIS VS. ORLANDO

PLAYER	G-GS	MIN	FG-FGA	PCT	3FG-FGA	PCT	FT-FTA	PCT	OFF	DEF	TOT	AST	PF-DQ	STL	TO	BLK	PTS	AVG	HI
Gasol	2-2	60	12-23	.522	2-4	.500	10-11	.909	0	6	6	6	5-0	3	4	5	36	18.0	25
Daniels	2-0	48	11-21	.524	7-13	.538	6-8	.750	1	5	6	2	1-0	1	0	0	35	17.5	19
Conley	1-1	27	6-8	.750	0-1	.000	5-5	1.000	0	2	2	4	1-0	0	3	0	17	17.0	17
Randolph	1-0	23	6-15	.400	1-3	.333	0-0	---	1	4	5	3	1-0	1	0	1	13	13.0	13
Ennis	1-0	22	3-4	.750	2-2	1.000	3-4	.750	1	1	2	1	2-0	1	0	0	11	11.0	11
Allen	2-2	50	8-18	.444	0-1	.000	3-4	.750	4	4	8	0	5-0	4	1	0	19	9.5	10
Harrison	2-1	54	5-12	.417	0-0	---	9-14	.643	0	8	8	10	7-0	0	2	1	19	9.5	11
Green	2-2	57	6-10	.600	3-6	.500	2-4	.500	0	9	9	4	8-0	2	2	2	17	8.5	9
Baldwin	1-0	18	3-7	.429	0-1	.000	2-2	1.000	1	3	4	2	1-0	0	0	0	8	8.0	8
Martin	2-0	44	4-14	.286	0-1	.000	2-2	1.000	2	16	18	0	4-0	1	0	0	10	5.0	6
Williams	1-1	35	2-13	.154	1-6	.167	0-0	---	0	2	2	1	2-0	3	3	2	5	5.0	5
Davis	1-0	14	1-2	.500	0-0	---	2-2	1.000	1	1	2	0	4-0	0	1	1	4	4.0	4
Carter	1-0	15	1-4	.250	1-3	.333	0-0	---	0	1	1	2	2-0	0	0	1	3	3.0	3
Parsons	1-1	12	0-4	.000	0-2	.000	0-0	---	0	1	1	0	1-0	0	0	0	0	0.0	0
<b>GRIZZLIES</b>	<b>2</b>	<b>480</b>	<b>68-155</b>	<b>.439</b>	<b>17-43</b>	<b>.395</b>	<b>44-56</b>	<b>.786</b>	<b>11</b>	<b>63</b>	<b>74</b>	<b>35</b>	<b>44-0</b>	<b>16</b>	<b>16</b>	<b>13</b>	<b>197</b>	<b>98.5</b>	<b>102</b>

#### ORLANDO VS. MEMPHIS

PLAYER	G-GS	MIN	FG-FGA	PCT	3FG-FGA	PCT	FT-FTA	PCT	OFF	DEF	TOT	AST	PF-DQ	STL	TO	BLK	PTS	AVG	HI
Fournier	1-1	36	11-14	.786	3-5	.600	3-4	.750	0	0	4	2-0	0	3	0	28	28.0	28	
Gordon	2-2	55	14-20	.700	4-7	.571	6-9	.667	1	4	5	3	4-0	1	0	2	38	19.0	30
Vucevic	2-0	58	12-26	.462	2-4	.500	5-5	1.000	2	18	20	1	4-0	0	2	4	31	15.5	18
Ibaka	2-2	56	10-21	.476	2-10	.200	5-6	.833	3	11	14	3	6-0	0	1	3	27	13.5	16
Meeks	1-1	29	5-8	.625	3-5	.600	0-0	---	0	3	3	2	1-0	2	0	0	13	13.0	13
Payton	2-0	54	7-18	.389	1-3	.333	4-7	.571	0	7	7	12	5-0	3	4	1	19	9.5	16
Green	2-0	51	7-19	.368	0-5	.000	4-5	.800	1	4	5	2	2-0	1	2	0	18	9.0	14
Augustin	2-2	39	6-14	.429	4-5	.800	1-2	.500	0	1	1	9	6-0	2	4	0	17	8.5	10
Biyombo	2-2	58	5-10	.500	0-0	---	3-6	.500	8	16	24	0	7-0	0	6	1	13	6.5	10
Watson	2-0	32	0-7	.000	0-4	.000	2-3	.667	0	1	1	2	1-0	1	2	0	2	1.0	2
Hezonja	1-0	5	0-1	.000	0-1	.000	0-0	---	0	1	1	0	0-0	0	1	0	0	0.0	0
Rudez	1-0	3	0-2	.000	0-1	.000	0-0	---	0	0	0	0	0-0	0	0	0	0	0.0	0
Wilcox	1-0	3	0-0	---	0-0	---	0-0	---	0	1	1	0	2-0	0	1	0	0	0.0	0
Zimmerman	1-0	3	0-0	---	0-0	---	0-0	---	0	3	3	0	0-0	0	0	1	0	0.0	0
<b>MAGIC</b>	<b>2</b>	<b>480</b>	<b>77-160</b>	<b>.481</b>	<b>19-50</b>	<b>.380</b>	<b>33-47</b>	<b>.702</b>	<b>15</b>	<b>70</b>	<b>85</b>	<b>38</b>	<b>40-0</b>	<b>10</b>	<b>27</b>	<b>12</b>	<b>206</b>	<b>103.0</b>	<b>112</b>





# PHILADELPHIA 76ERS

# PHILADELPHIA 76ERS



## EASTERN CONFERENCE / ATLANTIC DIVISION



**Home Court:** Wells Fargo Center – 20,328 (1996)  
**Office:** 3 Crescent Drive, Suite 300, Philadelphia, PA 19112  
**Phone:** (215) 339-7666  
**Website:** sixers.com

**Managing General Partner:** Josh Harris  
**Co-Managing General Partner:** David Blitzler  
**Chief Executive Officer:** Scott O'Neil  
**President of Basketball Operations:** Bryan Colangelo  
**Head Coach:** Brett Brown  
**Assistant Coaches:** Jim O'Brien, Lloyd Pierce, Kevin Young, Billy Lange, John Townsend, Todd Wright  
**Head Athletic Trainer:** Kevin Johnson  
**Public Relations Staff:** Dave Sholler, Patrick Rees, Rob King, Zach Neiner  
**Television:** CSN Philadelphia. Marc Zumoff, Alaa Abdelnaby, Molly Sullivan  
**Radio:** The Fanatic (97.5 FM), Tom McGinnis  
**Team Colors:** Red, Blue, White

### GRIZZLIES STREAKS

**Overall:** 21-21 (9-W)  
**Home:** 11-11 (4-W) **Road:** 10-10 (7-W)

### ALL-TIME SERIES

SEASON	W-L	DATE	RESULT	HOME	VISITOR
2016-17	2-0	12/6/16	W	Grizzlies 96	Philadelphia 91
		11/23/16 (2ot)	W	Philadelphia 99	Grizzlies 104
2015-16	2-0	12/22/15	W	Grizzlies 104	Philadelphia 90
		11/29/15	W	Philadelphia 84	Grizzlies 92
2014-15	2-0	1/24/15	W	Grizzlies 101	Philadelphia 83
		12/13/14 (ot)	W	Philadelphia 115	Grizzlies 120
2013-14	2-0	4/11/14	W	Grizzlies 117	Philadelphia 95
		3/15/14	W	Philadelphia 77	Grizzlies 103
2012-13	1-1	1/28/13	W	Philadelphia 100	Grizzlies 103
		12/26/12	L	Grizzlies 89	Philadelphia 99
2011-12	1-0	2/21/12	W	Grizzlies 89	Philadelphia 76
2010-11	2-0	2/15/11	W	Grizzlies 102	Philadelphia 91
		1/28/11	W	Philadelphia 94	Grizzlies 99
2009-10	1-1	4/10/10	L	Grizzlies 101	Philadelphia 120
		11/20/09	W	Philadelphia 97	Grizzlies 102
2008-09	0-2	3/7/09	L	Grizzlies 105	Philadelphia 110
		2/11/09	L	Philadelphia 91	Grizzlies 87
2007-08	0-2	2/13/08	L	Philadelphia 102	Grizzlies 88
		12/22/07	L	Grizzlies 97	Philadelphia 99
2006-07	1-1	3/2/07 (ot)	L	Philadelphia 117	Grizzlies 112
		1/17/07	W	Grizzlies 118	Philadelphia 102
2005-06	0-2	3/12/06	L	Grizzlies 91	Philadelphia 94
		1/20/06 (ot)	L	Philadelphia 89	Grizzlies 86
2004-05	2-0	2/9/05	W	Philadelphia 95	Grizzlies 98
		12/3/04	W	Grizzlies 94	Philadelphia 86
2003-04	2-0	3/16/04	W	Grizzlies 82	Philadelphia 79
		1/17/04	W	Philadelphia 87	Grizzlies 91

### 2017-18 SCHEDULE

Mon, Jan 22, 2018 at Memphis      Wed, Mar 21, 2018 at Philadelphia

### BIGGEST WIN/WORST LOSS

	DATE	SCORE	MARGIN
<b>Biggest Win</b>	3/15/14	103-77	26
<b>Worst Loss</b>	4/10/10	101-120	19

### LAST WIN/LOSS

	DATE	SCORE
<b>Last Home Win</b>	12/6/16	96-91
<b>Last Home Loss</b>	12/26/12	89-99
<b>Last Road Win</b>	11/23/16	104-99 (2ot)
<b>Last Road Loss</b>	2/11/09	87-91

### 2016-17 SEASON SERIES STATISTICS

#### MEMPHIS VS. PHILADELPHIA

PLAYER	G-GS	MIN	FG-FGA	PCT	3FG-FGA	PCT	FT-FTA	PCT	OFF	DEF	TOT	AST	PF-DQ	STL	TO	BLK	PTS	AVG	HI
Gasol	2-2	80	19-37	.514	2-7	.286	13-16	.813	4	12	16	7	7-0	4	9	5	53	26.5	27
Conley	1-1	45	7-20	.350	3-7	.429	8-10	.800	0	9	9	9	2-0	2	4	0	25	25.0	25
Green	2-2	68	6-13	.462	1-1	1.000	10-12	.833	6	15	21	4	7-0	2	4	2	23	11.5	13
Randolph	2-0	49	10-30	.333	0-1	.000	3-6	.500	7	13	20	2	5-0	1	0	2	23	11.5	12
Baldwin	1-0	24	2-6	.333	0-1	.000	7-8	.875	0	1	1	2	5-0	0	3	0	11	11.0	11
Allen	2-2	49	8-17	.471	0-0	---	2-3	.667	1	6	7	4	6-0	2	3	0	18	9.0	9
Daniels	2-1	48	6-21	.286	3-13	.231	1-1	1.000	0	5	5	2	5-0	2	0	0	16	8.0	10
Williams	1-1	31	4-6	.667	0-2	.000	0-0	---	1	2	3	1	4-0	2	0	1	8	8.0	8
Carter	1-0	39	3-11	.273	1-6	.167	0-1	.000	0	2	2	0	3-0	0	1	1	7	7.0	7
Harrison	2-1	70	3-15	.200	1-6	.167	2-2	1.000	0	8	8	10	7-0	4	3	2	9	4.5	7
Martin	2-0	22	2-6	.333	1-1	1.000	0-0	---	1	4	5	0	2-0	2	1	1	5	2.5	3
Douglas	1-0	6	1-3	.333	0-1	.000	0-0	---	1	1	2	1	0-0	0	0	0	2	2.0	2
Davis	1-0	0	0-0	---	0-0	---	0-0	---	0	0	0	0	0-0	0	0	0	0	0.0	0
<b>GRIZZLIES</b>	<b>2</b>	<b>530</b>	<b>71-185</b>	<b>.384</b>	<b>12-46</b>	<b>.261</b>	<b>46-59</b>	<b>.780</b>	<b>21</b>	<b>78</b>	<b>99</b>	<b>42</b>	<b>53-0</b>	<b>21</b>	<b>28</b>	<b>14</b>	<b>200</b>	<b>100.0</b>	<b>104</b>

#### PHILADELPHIA VS. MEMPHIS

PLAYER	G-GS	MIN	FG-FGA	PCT	3FG-FGA	PCT	FT-FTA	PCT	OFF	DEF	TOT	AST	PF-DQ	STL	TO	BLK	PTS	AVG	HI
Ilyasova	2-2	80	15-34	.441	6-18	.333	9-12	.750	5	24	29	4	11-1	1	3	2	45	22.5	23
Covington	1-1	46	6-10	.600	4-7	.571	3-5	.600	1	9	10	2	5-0	3	6	3	19	19.0	19
Bayless	1-0	30	6-15	.400	1-2	.500	5-6	.833	1	5	6	6	3-0	0	5	0	18	18.0	18
Embiid	1-1	27	4-10	.400	1-4	.250	3-4	.750	1	10	11	3	5-0	1	7	3	12	12.0	12
Stauskas	2-1	81	6-22	.273	3-15	.200	7-12	.583	0	9	9	5	4-0	1	2	1	22	11.0	12
Holmes	1-1	34	5-13	.385	0-2	.000	0-1	.000	3	3	6	2	4-0	1	2	3	10	10.0	10
Saric	2-0	47	7-18	.389	4-11	.364	2-3	.667	4	8	12	2	7-0	1	3	0	20	10.0	17
Luwawu	1-0	16	3-6	.500	1-2	.500	0-2	.000	0	2	2	0	4-0	0	2	0	7	7.0	7
Thompson	2-1	50	5-16	.313	2-7	.286	1-2	.500	0	4	4	3	5-0	2	1	2	13	6.5	7
Rodriguez	2-2	44	5-16	.313	2-7	.286	0-0	---	0	3	3	8	3-0	0	4	0	12	6.0	7
Henderson	1-1	16	2-4	.500	1-1	1.000	0-1	.000	0	3	3	0	1-0	0	1	0	5	5.0	5
McConnell	2-0	32	2-5	.400	1-1	1.000	0-0	---	1	4	5	10	3-0	3	3	0	5	2.5	5
Okafor	1-0	26	1-6	.167	0-0	---	0-1	.000	1	0	1	0	4-0	1	3	3	2	2.0	2
<b>76ERS</b>	<b>2</b>	<b>530</b>	<b>67-175</b>	<b>.383</b>	<b>26-77</b>	<b>.338</b>	<b>30-49</b>	<b>.612</b>	<b>17</b>	<b>84</b>	<b>101</b>	<b>45</b>	<b>59-1</b>	<b>14</b>	<b>43</b>	<b>17</b>	<b>190</b>	<b>95.0</b>	<b>99</b>

INTRO

PLAYERS

EXECUTIVES

BASKETBALL OPERATIONS

BUSINESS OPERATIONS

MEDIA

COMMUNITY

HISTORY

PLAYOFFS

REVIEW

OPPONENTS

NBA

FEDERFORUM

AT A GLANCE



## WESTERN CONFERENCE / PACIFIC DIVISION



**Home Court:** Talking Stick Resort Arena – 18,055 (1992)  
**Office:** 201 E. Jefferson St., Phoenix, AZ 85004  
**Phone:** (602) 379-7900  
**Website:** suns.com

**Managing Partner:** Robert Sarver  
**General Manager:** Ryan McDonough  
**Vice President of Basketball Operations:** James Jones  
**Assistant General Managers:** Trevor Bukstein, Pat Connelly  
**Head Coach:** Earl Watson  
**Associate Head Coach:** Jay Triano  
**Assistant Coaches:** Tyrone Corbin, Nate Bjorkgren, Marlon Garnett  
**Sr. VP of Athlete Health and Performance/Head Athletic Trainer:** Aaron Nelson  
**Communications Staff:** Julie Fie, Cole Mickelson, DC Headley, Palmer Black  
**Television:** Fox Sports Arizona. Eddie Johnson, Ann Meyers Drysdale, Kevin Ray, Lindsey Smith  
**Radio (English):** Arizona Sports 98.7 FM. Al McCoy, Tim Kempton  
**Radio (Spanish):** KSUN 1400 AM. Arturo Ochoa, Jorge Moreno, Enrique Cortez  
**Team Colors:** Purple, Orange, Black, Gray, Yellow

### GRIZZLIES STREAKS

**Overall:** 31-50 (4-W)  
**Home:** 18-21 (2-W) **Road:** 13-29 (2-W)

### ALL-TIME SERIES

SEASON	W-L	DATE	RESULT	HOME	VISITOR
2016-17	3-0	2/28/17	W	Grizzlies 130	Phoenix 112
		2/8/17	W	Grizzlies 110	Phoenix 91
		1/30/17	W	Phoenix 96	Grizzlies 115
2015-16	2-2	3/21/16	W	Phoenix 97	Grizzlies 103
		3/6/16	L	Grizzlies 100	Phoenix 109
		2/27/16	L	Phoenix 111	Grizzlies 106
		12/6/15	W	Grizzlies 95	Phoenix 93
2014-15	3-0	2/2/15	W	Phoenix 101	Grizzlies 102
		1/11/15 (2ot)	W	Grizzlies 122	Phoenix 110
		11/5/14	W	Phoenix 91	Grizzlies 102
2013-14	4-0	4/14/14	W	Phoenix 91	Grizzlies 97
		1/10/14	W	Grizzlies 104	Phoenix 99
		1/2/14	W	Phoenix 91	Grizzlies 99
		12/3/13	W	Grizzlies 110	Phoenix 91
2012-13	2-2	2/5/13	L	Grizzlies 90	Phoenix 96
		1/6/13	W	Phoenix 81	Grizzlies 92
		12/12/12	L	Phoenix 80	Grizzlies 82
		12/4/12 (ot)	W	Grizzlies 108	Phoenix 98
2011-12	1-2	4/11/12	W	Grizzlies 104	Phoenix 93
		3/10/12	L	Phoenix 98	Grizzlies 91
		1/28/12	L	Phoenix 86	Grizzlies 84
2010-11	2-1	12/8/10 (ot)	W	Phoenix 98	Grizzlies 104
		11/8/10	W	Grizzlies 109	Phoenix 99
		11/5/10 (2ot)	L	Phoenix 123	Grizzlies 118
2009-10	2-2	2/16/10	L	Grizzlies 95	Phoenix 109
		1/18/10	W	Grizzlies 125	Phoenix 118
		1/2/10	W	Phoenix 103	Grizzlies 128
		11/25/09	L	Phoenix 126	Grizzlies 111

### 2017-18 SCHEDULE

Thu, Dec 21, 2017 at Phoenix  
 Tue, Dec 26, 2017 at Phoenix  
 Mon, Jan 29, 2018 at Memphis  
 Wed, Feb 28, 2018 at Memphis

SEASON	W-L	DATE	RESULT	HOME	VISITOR
2008-09	1-3	4/13/09	L	Phoenix 119	Grizzlies 110
		4/10/09	W	Grizzlies 106	Phoenix 89
		12/30/08	L	Grizzlies 89	Phoenix 101
		11/10/08	L	Phoenix 107	Grizzlies 102
2007-08	0-3	4/8/08	L	Grizzlies 113	Phoenix 127
		3/11/08	L	Phoenix 132	Grizzlies 111
		2/26/08	L	Grizzlies 113	Phoenix 127
2006-07	0-4	4/3/07	L	Grizzlies 111	Phoenix 116
		3/26/07	L	Phoenix 105	Grizzlies 87
		1/15/07	L	Grizzlies 122	Phoenix 137
		11/11/06	L	Phoenix 96	Grizzlies 87
2005-06	2-1	2/8/06	L	Phoenix 108	Grizzlies 102
		12/17/05	W	Grizzlies 91	Phoenix 87
		11/16/05	W	Phoenix 103	Grizzlies 115
2004-05	2-2	3/20/05	L	Grizzlies 91	Phoenix 97
		2/1/05	W	Grizzlies 108	Phoenix 97
		1/19/05	W	Phoenix 79	Grizzlies 88
		12/23/04	L	Phoenix 109	Grizzlies 102
2003-04	2-2	4/11/04	L	Phoenix 89	Grizzlies 83
		4/2/04	W	Grizzlies 109	Phoenix 99
		2/20/04	W	Grizzlies 97	Phoenix 92
		11/7/03	L	Phoenix 96	Grizzlies 88
2002-03	1-3	3/26/03	L	Grizzlies 99	Phoenix 101
		1/10/03	L	Phoenix 96	Grizzlies 90
		12/8/02	W	Grizzlies 102	Phoenix 94
		12/4/02	L	Phoenix 98	Grizzlies 85
2001-02	1-3	2/21/02	L	Grizzlies 72	Phoenix 78
		1/10/02	W	Phoenix 96	Grizzlies 102
		11/23/01	L	Grizzlies 89	Phoenix 103
		11/6/01	L	Phoenix 113	Grizzlies 101

### ALL-TIME SERIES (CONTINUED)

SEASON	W-L	DATE	RESULT	HOME	VISITOR
2000-01	1-3	1/31/01	L	Phoenix 101	Grizzlies 92
		1/5/01	L	Phoenix 108	Grizzlies 76
		12/26/00	L	Grizzlies 95	Phoenix 97
		11/29/00 (2ot)	W	Grizzlies 109	Phoenix 106
1999-00	0-4	4/12/00	L	Phoenix 122	Grizzlies 116
		3/17/00	L	Grizzlies 86	Phoenix 101
		2/8/00	L	Phoenix 94	Grizzlies 76
		1/12/00	L	Grizzlies 92	Phoenix 95
1998-99	0-3	5/1/99	L	Phoenix 107	Grizzlies 77
		3/22/99	L	Phoenix 89	Grizzlies 84
		2/25/99	L	Grizzlies 86	Phoenix 94

SEASON	W-L	DATE	RESULT	HOME	VISITOR
1997-98	0-4	4/12/98	L	Grizzlies 106	Phoenix 129
		3/29/98	L	Phoenix 106	Grizzlies 98
		12/26/97	L	Grizzlies 100	Phoenix 118
		12/9/97	L	Phoenix 107	Grizzlies 85
1996-97	2-2	4/19/97	W	Phoenix 107	Grizzlies 121
		12/28/96	L	Grizzlies 98	Phoenix 103
		12/15/96	L	Phoenix 103	Grizzlies 84
		11/14/96	W	Grizzlies 92	Phoenix 89
1995-96	0-4	4/7/96	L	Grizzlies 92	Phoenix 112
		2/19/96 (ot)	L	Phoenix 98	Grizzlies 94
		12/22/95	L	Grizzlies 80	Phoenix 101
		12/5/95	L	Phoenix 112	Grizzlies 108

### BIGGEST WIN/WORST LOSS

	DATE	SCORE	MARGIN
<b>Biggest Win</b>	1/2/10	128-103	25
<b>Worst Loss</b>	1/5/01	76-108	32

### LAST WIN/LOSS

	DATE	SCORE
<b>Last Home Win</b>	2/28/17	130-112
<b>Last Home Loss</b>	3/6/16	100-109
<b>Last Road Win</b>	1/30/17	115-96
<b>Last Road Loss</b>	2/27/16	106-111

### 2016-17 SEASON SERIES STATISTICS

#### MEMPHIS VS. PHOENIX

PLAYER	G-GS	MIN	FG-FGA	PCT	3FG-FGA	PCT	FT-FTA	PCT	OFF	DEF	TOT	AST	PF-DQ	STL	TO	BLK	PTS	AVG	HI
Conley	3-3	103	29-47	.617	14-21	.667	18-21	.857	1	8	9	22	7-0	4	6	0	90	30.0	38
Gasol	3-3	95	22-39	.564	8-11	.727	13-14	.929	5	16	21	11	6-0	2	10	3	65	21.7	28
Randolph	2-0	50	18-28	.643	3-6	.500	2-2	1.000	3	10	13	2	4-0	2	4	0	41	20.5	23
Allen	3-3	76	13-28	.464	0-2	.000	3-6	.500	7	9	16	5	7-0	5	4	1	29	9.7	11
Ennis	3-0	66	6-12	.500	3-7	.429	9-11	.818	2	7	9	3	6-0	2	3	3	24	8.0	10
Green	3-3	76	8-13	.615	3-5	.600	3-4	.750	7	14	21	6	9-0	1	4	0	22	7.3	11
Wright	3-0	43	9-19	.474	0-0	---	2-6	.333	6	4	10	1	3-0	0	0	1	20	6.7	9
Daniels	3-0	41	5-15	.333	4-12	.333	2-2	1.000	0	4	4	0	5-0	2	4	0	16	5.3	14
Douglas	3-0	53	4-12	.333	1-3	.333	6-6	1.000	1	9	10	7	7-0	1	7	3	15	5.0	11
Parsons	3-3	68	4-14	.286	3-6	.500	3-6	.500	0	5	5	10	8-0	1	5	2	14	4.7	8
Harrison	3-0	14	2-2	1.000	2-2	1.000	5-6	.833	0	1	1	0	4-0	1	1	0	11	3.7	6
Davis	1-0	2	1-1	1.000	0-0	---	1-1	1.000	0	0	0	0	0-0	0	0	0	3	3.0	3
Carter	2-0	30	1-7	.143	1-2	.500	2-2	1.000	1	4	5	5	2-0	3	1	0	5	2.5	5
Baldwin	1-0	5	0-1	.000	0-0	---	0-0	---	0	0	0	1	3-0	1	0	0	0	0.0	0
<b>GRIZZLIES</b>	<b>3</b>	<b>720</b>	<b>122-238</b>	<b>.513</b>	<b>42-77</b>	<b>.545</b>	<b>69-87</b>	<b>.793</b>	<b>33</b>	<b>91</b>	<b>124</b>	<b>73</b>	<b>71-0</b>	<b>25</b>	<b>50</b>	<b>13</b>	<b>355</b>	<b>118.3</b>	<b>130</b>

#### PHOENIX VS. MEMPHIS

PLAYER	G-GS	MIN	FG-FGA	PCT	3FG-FGA	PCT	FT-FTA	PCT	OFF	DEF	TOT	AST	PF-DQ	STL	TO	BLK	PTS	AVG	HI
Booker	3-3	106	15-44	.341	2-11	.182	19-23	.826	2	8	10	6	6-0	1	8	1	51	17.0	22
Bledsoe	3-3	88	13-43	.302	4-14	.286	20-26	.769	0	9	9	15	5-0	4	9	3	50	16.7	20
Chriss	3-3	90	13-25	.520	4-10	.400	5-9	.556	6	9	15	2	10-0	3	5	3	35	11.7	20
Knight	2-0	43	6-15	.400	2-6	.333	6-6	1.000	1	3	4	3	5-0	2	4	0	20	10.0	16
Len	3-1	75	12-21	.571	1-1	1.000	4-5	.800	6	11	17	1	8-0	3	4	3	29	9.7	12
Warren	3-3	73	11-23	.478	0-3	.000	5-7	.714	4	11	15	3	7-0	3	0	1	27	9.0	17
Tucker	2-0	55	7-16	.438	1-5	.200	2-2	1.000	7	5	12	0	4-0	3	1	0	17	8.5	11
Barbosa	2-0	33	5-16	.313	0-5	.000	2-2	1.000	1	4	5	1	4-0	1	5	1	12	6.0	8
Williams	3-0	29	7-11	.636	0-0	---	3-5	.600	3	5	8	2	3-0	0	3	2	17	5.7	11
Ulis	3-0	31	5-11	.455	2-3	.667	2-2	1.000	1	1	2	9	5-0	1	2	0	14	4.7	9
Dudley	3-0	37	4-9	.444	1-5	.200	3-4	.750	2	5	7	4	5-0	0	1	1	12	4.0	7
Chandler	2-2	41	1-6	.167	0-0	---	5-6	.833	6	8	14	0	5-0	4	2	3	7	3.5	5
Jones	3-0	17	4-4	1.000	0-0	---	0-0	---	0	2	2	0	4-0	0					





# PORTLAND TRAIL BLAZERS



## WESTERN CONFERENCE / NORTHWEST DIVISION



**Home Court:** Moda Center – 19,441 (1995)  
**Office:** One Center Court, Suite 200, Portland, OR 97227  
**Phone:** (503) 234-9291  
**Website:** trailblazers.com

**Owner:** Paul Allen  
**President of Basketball Operations:** Neil Olshewy  
**President and Chief Executive Officer:** Chris McGowan  
**Head Coach:** Terry Stotts  
**Assistant Coaches:** David Vanterpool, Nate Tibbetts, Dale Osbourne, John McCullough, Jim Moran  
**Director of Player Health and Performance:** Jesse Elis  
**Head Athletic Trainer:** Geoff Clark  
**Director of Player Personnel:** Joe Cronin  
**Communications Staff:** Jim Taylor, Collin Romer  
**Television:** NBC Sports Northwest Kevin Calabro, Lamar Hurd  
**Radio:** Rip City Radio 620 AM, Brian Wheeler, Michael Holton  
**Team Colors:** Scarlet, Black, White

### GRIZZLIES STREAKS

**Overall:** 35-46 (1-L)  
**Home:** 19-22 (1-W) **Road:** 16-24 (1-L)

### 2017-18 SCHEDULE

Tue, Nov 7, 2017 at Portland      Wed, Mar 28, 2018 at Memphis  
 Mon, Nov 20, 2017 at Memphis      Sun, Apr 1, 2018 at Portland

### ALL-TIME SERIES

SEASON	W-L	DATE	RESULT	HOME	VISITOR	SEASON	W-L	DATE	RESULT	HOME	VISITOR
2016-17	1-2	1/27/17	L	Portland 112	Grizzlies 109	2008-09	0-4	4/7/09	L	Grizzlies 93	Portland 96
		12/8/16	W	Grizzlies 88	Portland 86			3/28/09	L	Portland 86	Grizzlies 66
		11/6/16	L	Grizzlies 94	Portland 100			3/16/09	L	Grizzlies 92	Portland 103
2015-16	2-2	2/8/16 (ot)	L	Grizzlies 106	Portland 112			2/18/09	L	Portland 94	Grizzlies 90
		1/4/16	W	Portland 78	Grizzlies 91	2007-08	0-3	4/15/08	L	Portland 113	Grizzlies 91
		11/13/15	W	Grizzlies 101	Portland 100			12/3/07	L	Grizzlies 105	Portland 106
		11/5/15	L	Portland 115	Grizzlies 96			11/9/07	L	Portland 110	Grizzlies 98
2014-15	4-0	3/21/15	W	Grizzlies 97	Portland 86	2006-07	2-2	3/29/07	W	Portland 92	Grizzlies 96
		2/22/15	W	Portland 92	Grizzlies 98			2/23/07	W	Portland 102	Grizzlies 103
		1/17/15	W	Grizzlies 102	Portland 98			1/27/07 (2ot)	L	Grizzlies 132	Portland 135
		11/28/14	W	Portland 99	Grizzlies 112			12/13/06	L	Grizzlies 79	Portland 85
2013-14	2-1	3/30/14	L	Portland 105	Grizzlies 98	2005-06	2-1	12/30/05	W	Portland 90	Grizzlies 93
		3/11/14	W	Grizzlies 109	Portland 99			12/21/05	W	Grizzlies 89	Portland 79
		1/28/14	W	Portland 81	Grizzlies 98			11/22/05	L	Grizzlies 87	Portland 95
2012-13	3-1	4/3/13	W	Portland 76	Grizzlies 94	2004-05	3-1	3/14/05	W	Grizzlies 104	Portland 83
		3/12/13	W	Portland 97	Grizzlies 102			3/12/05	L	Portland 80	Grizzlies 66
		3/6/13	W	Grizzlies 91	Portland 85			2/11/05	W	Grizzlies 88	Portland 82
		1/4/13	L	Grizzlies 84	Portland 86			11/17/04	W	Portland 82	Grizzlies 101
2011-12	1-2	4/21/12	W	Grizzlies 93	Portland 89	2003-04	2-2	3/3/04	W	Portland 88	Grizzlies 97
		3/22/12	L	Portland 97	Grizzlies 94			1/28/04	L	Grizzlies 76	Portland 88
		1/24/12	L	Portland 97	Grizzlies 84			12/7/03	W	Grizzlies 93	Portland 79
2010-11	1-2	4/12/11	L	Portland 102	Grizzlies 89			11/5/03	L	Portland 93	Grizzlies 87
		12/13/10	W	Grizzlies 86	Portland 73	2002-03	1-3	4/11/03	W	Grizzlies 96	Portland 93
		11/16/10	L	Grizzlies 99	Portland 100			1/20/03	L	Grizzlies 87	Portland 99
2009-10	2-2	3/1/10	L	Grizzlies 93	Portland 103			1/15/03	L	Portland 100	Grizzlies 92
		1/5/10	W	Portland 105	Grizzlies 109			11/6/02	L	Portland 94	Grizzlies 88
		11/27/09	W	Portland 96	Grizzlies 106	2001-02	2-2	4/11/02	W	Grizzlies 102	Portland 99
		11/10/09	L	Grizzlies 79	Portland 93			3/25/02	W	Portland 100	Grizzlies 103
								1/24/02	L	Portland 120	Grizzlies 82
								11/15/01	L	Grizzlies 85	Portland 101

### ALL-TIME SERIES (CONTINUED)

SEASON	W-L	DATE	RESULT	HOME	VISITOR	SEASON	W-L	DATE	RESULT	HOME	VISITOR
2000-01	2-2	4/12/01	L	Grizzlies 87	Portland 100	1997-98	2-2	4/11/98 (ot)	W	Grizzlies 105	Portland 96
		3/9/01	W	Grizzlies 95	Portland 85			3/26/98	L	Portland 108	Grizzlies 102
		3/6/01	W	Portland 97	Grizzlies 105			12/21/97	W	Grizzlies 88	Portland 86
		12/29/00	L	Portland 104	Grizzlies 81			12/19/97	L	Portland 96	Grizzlies 91
1999-00	1-3	4/8/00	L	Portland 98	Grizzlies 85	1996-97	0-4	4/17/97	L	Grizzlies 73	Portland 105
		4/6/00	W	Grizzlies 89	Portland 87			3/28/97	L	Portland 115	Grizzlies 81
		3/3/00	L	Portland 101	Grizzlies 91			12/12/96	L	Portland 99	Grizzlies 78
		11/2/99	L	Grizzlies 86	Portland 106			11/1/96	L	Grizzlies 85	Portland 114
1998-99	0-3	4/6/99	L	Portland 98	Grizzlies 89	1995-96	2-2	4/14/96	L	Grizzlies 79	Portland 81
		3/8/99	L	Grizzlies 73	Portland 92			4/2/96	L	Portland 101	Grizzlies 85
		2/8/99	L	Grizzlies 76	Portland 95			12/15/95 (ot)	W	Grizzlies 104	Portland 100
								11/3/95	W	Portland 80	Grizzlies 92

### BIGGEST WIN/WORST LOSS

	DATE	SCORE	MARGIN
<b>Biggest Win</b>	3/14/05	104-83	21
<b>Worst Loss</b>	1/24/02	82-120	38

### LAST WIN/LOSS

	DATE	SCORE
<b>Last Home Win</b>	12/8/16	88-86
<b>Last Home Loss</b>	11/6/16	94-100
<b>Last Road Win</b>	1/4/16	91-78
<b>Last Road Loss</b>	1/17/17	109-112

### 2016-17 SEASON SERIES STATISTICS

#### MEMPHIS VS. PORTLAND

PLAYER	G-GS	MIN	FG-FGA	PCT	3FG-FGA	PCT	FT-FTA	PCT	OFF	DEF	TOT	AST	PF-QD	STL	TO	BLK	PTS	AVG	HI
Gasol	3-3	102	32-59	.542	7-13	.538	18-23	.783	3	17	20	9	10-0	1	6	4	89	29.7	36
Conley	2-2	66	10-27	.370	4-13	.308	9-10	.900	1	6	7	17	1-0	3	6	2	33	16.5	17
Randolph	3-0	67	16-32	.500	1-3	.333	6-10	.600	9	20	29	7	6-0	1	3	0	39	13.0	17
Carter	2-0	51	8-18	.444	2-6	.333	6-6	1.000	4	3	7	2	4-0	2	2	0	24	12.0	13
Douglas	1-0	27	3-6	.500	1-2	.500	4-4	1.000	0	1	1	3	1-0	0	0	0	11	11.0	11
Allen	3-3	86	10-20	.500	1-3	.333	7-11	.636	7	17	24	2	8-0	9	4	0	28	9.3	15
Green	3-3	89	6-17	.353	0-6	.000	9-11	.818	9	22	31	5	10-0	1	5	1	21	7.0	10
Harrison	3-1	59	6-22	.273	1-8	.125	7-12	.583	1	2	3	5	8-0	3	1	0	20	6.7	9
Daniels	1-0	32	2-12	.167	1-4	.250	0-0	---	0	2	2	0	2-0	1	1	0	5	5.0	5
Ennis	2-0	50	3-11	.273	1-6	.167	1-2	.500	0	5	5	0	5-0	0	1	1	8	4.0	7
Parsons	2-2	43	2-14	.143	2-7	.286	2-2	1.000	1	4	5	2	2-0	0	2	1	8	4.0	8
Martin	2-0	20	1-4	.250	0-0	---	3-4	.750	2	1	3	0	4-0	0	1	1	5	2.5	3
Selden (TOT)	1-1	15	0-1	.000	0-1	.000	2-4	.500	0	3	3	1	4-0	0	1	0	2	2.0	2
Baldwin	1-0	3	0-0	---	0-0	---	0-0	---	0	0	0	0	1-0	0	2	0	0	0.0	0
Davis	1-0	6	0-0	---	0-0	---	0-0	---	0	2	2	0	1-0	0	0	1	0	0.0	0
Williams	1-1	20	0-3	.000	0-1	.000	0-0	---	0	5	5	0	4-0	2	2	1	0	0.0	0
<b>GRIZZLIES</b>	<b>3</b>	<b>720</b>	<b>99-245</b>	<b>.404</b>	<b>21-72</b>	<b>.292</b>	<b>72-95</b>	<b>.758</b>	<b>37</b>	<b>107</b>	<b>144</b>	<b>52</b>	<b>67-0</b>	<b>23</b>	<b>37</b>	<b>12</b>	<b>291</b>	<b>97.0</b>	<b>109</b>

#### PORTLAND VS. MEMPHIS

PLAYER	G-GS	MIN	FG-FGA	PCT	3FG-FGA	PCT	FT-FTA	PCT	OFF	DEF	TOT	AST	PF-QD	STL	TO	BLK	PTS	AVG	HI
McCollum	3-3	105	27-47	.574	10-20	.500	15-16	.938	2	6	8	5	9-0	2	7	1	79	26.3	37
Lillard	3-3	109	18-50	.360	9-26	.346	26-29	.897	3	12	15	15	9-0	2	8	0	71	23.7	33
Harkless	1-1	34	8-15	.533	2-5	.400	0-0	---	2	5	7	0	4-0	1	2	2	18	18.0	18
Crabbe	3-0	86	12-25	.480	9-14	.643	3-4	.750	0	10	10	0	7-0	0	1	0	36	12.0	23
Aminu	3-1	89	9-28	.321	3-15	.200	4-6	.667	2	17	19	6	4-0	4	7	3	25	8.3	12
Plumlee	3-3	89	8-23	.348	0-0	---	8-15	.533	6	16	22	10	10-0	5	7	1	24	8.0	13
Turner	3-2	84	7-18	.389	2-4	.500	7-8	.875	2	10	12	14	8-0	1	4	1	23	7.7	15
Davis	2-0	32	3-7	.429	0-0	---	6-8	.750	6	8	14	1	7-0	0	2	2	12	6.0	10
Connaughton	1-0	13	1-2	.500	0-0	---	0-0	---	1	1	2	2	0-0	0	0	0	2	2.0	2
Layman	1-0	12	0-5	.000	0-3	.000	2-2	1.000	1	0	1	0	0-0	0	0	0	2	2.0	2
Leonard	3-1	41	2-12	.167	2-8	.250	0-0	---	1	7	8	2	9-0	0	0	1	6	2.0	3
Vonleh	3-1	25	0-2	.000	0-1	.000	0-0	---	0	4	4	1	7-0	0	1	0	0	0.0	0
<b>TRAIL BLAZERS</b>	<b>3</b>	<b>720</b>	<b>95-234</b>	<b>.406</b>	<b>37-96</b>	<b>.385</b>	<b>71-88</b>	<b>.807</b>	<b>26</b>	<b>96</b>	<b>122</b>	<b>56</b>	<b>74-0</b>	<b>15</b>	<b>39</b>	<b>11</b>	<b>298</b>	<b>99.3</b>	<b>112</b>

INTRO

PLAYERS

EXECUTIVES

BASKETBALL OPERATIONS

BUSINESS OPERATIONS

MEDIA

COMMUNITY

HISTORY

PLAYOFFS

REVIEW

OPINIONS

NBA

FEDERFORUM

AT A GLANCE

314

315



## WESTERN CONFERENCE / PACIFIC DIVISION



**Home Court:** Golden 1 Center – 17,608 (2016)  
**Office:** 500 David J. Stern Walk, Sacramento, CA 95814  
**Phone:** (916) 928-0000  
**Website:** kings.com

**Owner:** Vivek Ranadive  
**Vice President of Basketball Operations and General Manager:** Wade Divac  
**Chief Operating Officer:** Matina Kolokotronis  
**President of Business Operations:** John Rinehart  
**Assistant General Manager:** Ken Catanella, Brandon D. Williams  
**Head Coach:** Dave Joergel  
**Assistant Coaches:** Elston Turner, Bryan Gates, Bob Thornton, Jason March, Duane Ticknor  
**Head Athletic Trainer:** Manny Romero  
**Head Performance and Strength Coach:** Ramsey Nijem  
**Communications Staff:** Joelle Terry, Chris Clark, Rahsaan Gethers  
**Television:** Comcast SportsNet, Grant Napear, Jerry Reynolds, Kayte Christensen  
**Radio:** KHTK 1140 (1140 AM), Gary Gerould  
**Team Colors:** Black, Purple, Silver

### GRIZZLIES STREAKS

**Overall:** 37-45 (1-L)  
**Home:** 26-15 (1-W) **Road:** 11-30 (1-L)

### 2017-18 SCHEDULE

Sun, Dec 31, 2017 at Sacramento    Fri, Apr 6, 2018 at Memphis  
 Fri, Jan 19, 2018 at Memphis

### ALL-TIME SERIES

SEASON	W-L	DATE	RESULT	HOME	VISITOR
2016-17	2-2	3/27/17	L	Sacramento 91	Grizzlies 90
	1/20/17	W	Grizzlies 107	Sacramento 91	
	12/31/16	W	Sacramento 98	Grizzlies 112	
2015-16	3-0	3/2/16	W	Grizzlies 104	Sacramento 98
	1/30/16	W	Grizzlies 121	Sacramento 117	
	11/3/15	W	Sacramento 89	Grizzlies 103	
2014-15	3-1	3/30/15	W	Grizzlies 97	Sacramento 83
	2/25/15	L	Sacramento 102	Grizzlies 90	
	11/30/14	W	Sacramento 85	Grizzlies 97	
2013-14	3-0	1/29/14	W	Sacramento 89	Grizzlies 99
	1/17/14	W	Grizzlies 91	Sacramento 90	
	11/17/13	W	Sacramento 86	Grizzlies 97	
2012-13	4-0	4/7/13	W	Sacramento 87	Grizzlies 89
	2/12/13	W	Grizzlies 108	Sacramento 101	
	1/18/13	W	Grizzlies 85	Sacramento 69	
2011-12	2-1	3/20/12	L	Sacramento 119	Grizzlies 110
	1/21/12	W	Grizzlies 128	Sacramento 95	
	1/3/12	W	Grizzlies 113	Sacramento 96	
2010-11	3-1	4/8/11	W	Grizzlies 101	Sacramento 96
	2/26/11	W	Grizzlies 120	Sacramento 92	
	12/29/10	L	Sacramento 100	Grizzlies 98	
2009-10	2-1	11/6/10	W	Sacramento 91	Grizzlies 100
	3/22/10	W	Sacramento 85	Grizzlies 102	
	11/23/09	W	Grizzlies 116	Sacramento 105	
		11/2/09 (ot)	L	Sacramento 127	Grizzlies 116

2008-09	2-2	3/27/09	W	Sacramento 95	Grizzlies 113
	2/20/09	L	Grizzlies 106	Sacramento 115	
	11/18/08	W	Grizzlies 109	Sacramento 94	
2007-08	2-2	3/26/08 (ot)	L	Sacramento 107	Grizzlies 106
	3/22/08	W	Grizzlies 117	Sacramento 111	
	2/12/08	W	Grizzlies 107	Sacramento 94	
2006-07	1-2	4/10/07	L	Grizzlies 100	Sacramento 112
	1/29/07	W	Grizzlies 124	Sacramento 117	
	11/15/06	L	Sacramento 115	Grizzlies 111	
2005-06	2-2	3/10/06	L	Sacramento 105	Grizzlies 93
	2/15/06	W	Grizzlies 84	Sacramento 78	
	2/7/06	L	Sacramento 104	Grizzlies 96	
2004-05	0-3	3/8/05	L	Sacramento 85	Grizzlies 82
	11/30/04	L	Grizzlies 93	Sacramento 98	
	11/19/04	L	Sacramento 107	Grizzlies 105	
2003-04	2-2	1/23/04	W	Grizzlies 109	Sacramento 95
	12/23/04	L	Sacramento 114	Grizzlies 97	
	12/16/04	W	Grizzlies 105	Sacramento 100	
2002-03	0-4	1/23/03	L	Grizzlies 98	Sacramento 104
	1/12/03	L	Sacramento 106	Grizzlies 98	
	11/8/02	L	Sacramento 99	Grizzlies 91	
2001-02	1-3	11/2/02	L	Grizzlies 99	Sacramento 116
	4/2/02	L	Grizzlies 83	Sacramento 107	
	1/21/02	L	Sacramento 112	Grizzlies 98	
		12/16/01	L	Sacramento 104	Grizzlies 87
		11/26/01	W	Grizzlies 98	Sacramento 94

**SEASON W-L DATE RESULT HOME VISITOR**

**SEASON W-L DATE RESULT HOME VISITOR**

### ALL-TIME SERIES (CONTINUED)

2000-01	0-4	4/16/01	L	Sacramento 110	Grizzlies 100
		4/6/01	L	Grizzlies 90	Sacramento 118
		2/2/01	L	Sacramento 105	Grizzlies 95
		12/22/00	L	Grizzlies 93	Sacramento 95
1999-00	1-3	2/29/00	L	Sacramento 112	Grizzlies 87
		2/26/00	W	Grizzlies 102	Sacramento 90
		12/15/99	L	Grizzlies 106	Sacramento 109
		11/16/99	L	Sacramento 81	Grizzlies 77
1998-99	0-4	5/5/99	L	Sacramento 99	Grizzlies 95
		4/11/99	L	Grizzlies 88	Sacramento 91
		3/2/99	L	Grizzlies 101	Sacramento 111
		2/7/99	L	Sacramento 109	Grizzlies 87
1997-98	2-2	4/19/98 (ot)	W	Sacramento 108	Grizzlies 112
		3/6/98	L	Grizzlies 96	Sacramento 98
		1/2/98	L	Sacramento 94	Grizzlies 80
		11/1/97	W	Grizzlies 97	Sacramento 96
1996-97	0-4	4/8/97	L	Sacramento 109	Grizzlies 93
		1/11/97	L	Grizzlies 101	Sacramento 109
		12/26/96	L	Sacramento 111	Grizzlies 88
		11/18/96	L	Grizzlies 83	Sacramento 84
1995-96	2-2	4/12/96	W	Grizzlies 99	Sacramento 98
		3/11/96	L	Sacramento 92	Grizzlies 88
		2/14/96	W	Grizzlies 93	Sacramento 86
		12/18/95	L	Sacramento 92	Grizzlies 85

**SEASON W-L DATE RESULT HOME VISITOR**

### BIGGEST WIN/WORST LOSS

	DATE	SCORE	MARGIN
<b>Biggest Win</b>	1/21/12	128-95	33
<b>Worst Loss</b>	4/6/01	90-118	28

### LAST WIN/LOSS

	DATE	SCORE
<b>Last Home Win</b>	1/20/17	107-91
<b>Last Home Loss</b>	12/16/16	92-96
<b>Last Road Win</b>	12/31/16	112-98
<b>Last Road Loss</b>	3/27/17	90-91

### 2016-17 SEASON SERIES STATISTICS

#### MEMPHIS VS. SACRAMENTO

PLAYER	G-GS	MIN	FG-FGA	PCT	3FG-FGA	PCT	FT-FTA	PCT	OFF	DEF	TOT	AST	PF-DQ	STL	TO	BLK	PTS	AVG	HI
Conley	4-4	132	24-54	.444	6-19	.316	14-18	.778	5	17	22	26	4-0	4	10	2	68	17.0	22
Gasol	3-3	91	15-43	.349	3-11	.273	17-17	1.000	1	15	16	10	9-0	1	4	2	50	16.7	28
Randolph	4-1	107	23-57	.404	2-7	.286	13-15	.867	14	26	40	12	11-0	0	5	1	61	15.3	20
Allen	4-4	105	20-38	.526	1-2	.500	5-8	.625	16	14	30	2	7-0	4	4	1	46	11.5	16
Wright	1-0	21	5-7	.714	0-0	---	1-2	.500	1	1	2	0	2-0	2	1	0	11	11.0	11
Green	4-4	112	13-26	.500	5-13	.385	7-8	.875	10	16	26	7	13-0	2	4	3	38	9.5	18
Carter	4-1	89	11-25	.440	7-17	.412	5-7	.714	2	15	17	3	5-0	5	2	2	34	8.5	14
Daniels	4-0	77	11-33	.333	8-23	.348	4-4	1.000	1	6	7	1	8-0	0	2	1	34	8.5	13
Harrison	4-0	79	10-21	.476	4-9	.444	8-10	.800	2	7	9	10	14-1	1	4	1	32	8.0	11
Parsons	1-1	16	3-7	.429	1-4	.250	0-0	---	0	1	2	1	0	1	0	0	7	7.0	7
Ennis	3-1	82	5-14	.357	1-7	.143	3-8	.375	5	8	13	7	10-0	0	3	3	14	4.7	10
Williams	1-1	16	1-3	.333	0-0	---	0-0	---	0	2	2	0	2-0	0	1	1	2	2.0	2
Martin	3-0	29	1-7	.143	0-1	.000	2-2	1.000	2	2	4	0	7-0	3	2	0	4	1.3	4
Baldwin	1-0	2	0-1	.000	0-1	.000	0-0	---	0	0	0	0	0-0	0	0	0	0	0.0	0
Davis	1-0	3	0-1	.000	0-0	---	0-0	---	0	1	1	0	0-0	0	0	0	0	0.0	0
<b>GRIZZLIES</b>	<b>4</b>	<b>960</b>	<b>142-337</b>	<b>.421</b>	<b>38-114</b>	<b>.333</b>	<b>79-99</b>	<b>.798</b>	<b>59</b>	<b>131</b>	<b>190</b>	<b>80</b>	<b>93-1</b>	<b>23</b>	<b>43</b>	<b>17</b>	<b>401</b>	<b>100.3</b>	<b>112</b>

#### SACRAMENTO VS. MEMPHIS

PLAYER	G-GS	MIN	FG-FGA	PCT	3FG-FGA	PCT	FT-FTA	PCT	OFF	DEF	TOT	AST	PF-DQ	STL	TO	BLK	PTS	AVG	HI
Cousins	3-3	102	19-49	.388	2-9	.222	27-31	.871	3	20	23	11	14-1	5	11	2	67	22.3	23
Collison	4-4	140	22-49	.449	2-10	.200	8-9	.889	2	11	13	19	10-0	1	3	0	54	13.5	26
Galloway	1-0	5	0-0	---	0-0	---	0-0	---	1	0	1	0	0-0	0	0	0	0	0.0	0
Barnes	3-1	80	10-25	.400	6-15	.400	9-14	.643	3	16	19	8	3-0	0	3	1	35	11.7	20
Hield	1-1	34	5-12	.417	2-7	.286	2-2	1.000	0	4	4	0	1-0	0	1	0	14	14.0	14
Temple	4-3	135	12-34	.353	8-22	.364	8-9	.889	3	13	16	11	7-0	5	5	4	40	10.0	17
Tolliver	4-0	108	12-27	.444	7-19	.368	9-10	.900	8	9	17	6	10-0	1	4	2	40	10.0	16
Koufos	4-4	104	15-27	.556	0-0	---	5-9	.556	11	17	28	3	14-1	4	3	10	35	8.8	16
Lawson	4-0	74	8-21	.381	1-5	.200	14-21	.667	1	9	10	7	5-0	1	5	0	31	7.8	13
Afflalo	1-1	25	2-5	.400	0-3	.000	1-1	1.000	0	2	2	0	0-0	2	1	0	5	5.0	5
McClumore	4-2	60	8-24	.333	1-11	.091	2-3	.667	0	1	1	0	6-0	2	3	1	19	4.8	8
Cauley-Stein	4-1	51	5-9	.556	0-0	---	8-10	.800	2	9	11	3	8-0	2	2	1	18	4.5	12
Richardson	2-0	16	2-5	.400	1-4	.250	3-4	.750	0	2	2	1	0-0	0	0	0	8	4.0	7
Labissiere	3-0	19	3-4	.750	0-0	---	2-4	.500	2	5	7	0	3-0	1	3	0	8	2.7	3
Casspi	1-0	6	1-4	.250	0-1	.000	0-0	---	1	0	1	0	0-0	0	0	0	2	2.0	2
Papagiannis	1-0	3	0-0	---	0-0	---	0-0	---	0	0	0	0	0-0						





## WESTERN CONFERENCE / SOUTHWEST DIVISION

**Home Court:** AT&T Center – 18,460 (2002)  
**Office:** One AT&T Center, San Antonio, TX 78219  
**Phone:** (210) 444-5500  
**Website:** spurs.com

**Chairman and CEO:** Julianna Hawn Holt  
**President of Basketball Operations:** Rick Pych  
**President of Basketball Operations/Head Coach:** Gregg Popovich  
**President of Sports Franchises/General Manager:** R.C. Buford  
**Vice President of Basketball Operations:** Monty Williams  
**Assistant General Manager:** Brian Wright  
**Assistant Coaches:** Ettore Messina, Ime Udoka, James Borrego, Chip Engelland, Becky Hammon, Will Hardy  
**Head Athletic Trainer:** Will Sevensing  
**Communications Staff:** Tom James, Kris Davis, Jordan Howenstine  
**Television:** KENS (Channel 5), KMYS (Channel 35), Fox Sports Southwest (Channel 26), Bill Land, Sean Elliott, Andrew Monaco  
**Radio (English):** WOAI (1200 AM), Bill Schoening  
**Radio (Spanish):** KXTN (107.5 FM), Paul Castro  
**Team Colors:** Metallic Silver, Black



### GRIZZLIES STREAKS

**Overall:** 22-65 (2-L)  
**Home:** 15-29 (2-W) **Road:** 7-36 (5-L)

### 2017-18 SCHEDULE

Wed, Nov 29, 2017 at San Antonio    Wed, Jan 24, 2018 at Memphis  
 Fri, Dec 1, 2017 at Memphis    Mon, Mar 5, 2018 at San Antonio

### ALL-TIME SERIES

SEASON	W-L	DATE	RESULT	HOME	VISITOR
2016-17	2-2	4/4/17 (ot)	L	San Antonio 95	Grizzlies 89
		3/23/17	L	San Antonio 97	Grizzlies 90
		3/18/17	W	Grizzlies 104	San Antonio 96
2015-16	0-4	2/6/17	W	Grizzlies 89	San Antonio 74
		3/28/16	L	Grizzlies 87	San Antonio 101
		3/25/16	L	San Antonio 110	Grizzlies 104
2014-15	2-2	12/3/15	L	Grizzlies 83	San Antonio 103
		11/21/15	L	San Antonio 92	Grizzlies 82
		3/29/15	L	San Antonio 103	Grizzlies 89
2013-14	0-4	12/30/14	W	Grizzlies 95	San Antonio 87
		12/17/14 (3ot)	W	San Antonio 116	Grizzlies 117
		12/5/14	L	Grizzlies 101	San Antonio 107
2012-13	2-2	4/1/13	W	Grizzlies 92	San Antonio 90
		1/16/13	L	San Antonio 103	Grizzlies 82
		1/11/13 (ot)	W	Grizzlies 101	San Antonio 98
2011-12	0-4	12/1/12 (ot)	L	San Antonio 99	Grizzlies 95
		4/12/12	L	San Antonio 107	Grizzlies 97
		2/6/12	L	Grizzlies 84	San Antonio 89
2010-11	2-2	1/30/12	L	Grizzlies 73	San Antonio 83
		12/26/11	L	San Antonio 95	Grizzlies 82
		3/27/11	W	Grizzlies 111	San Antonio 104
		3/1/11	W	Grizzlies 109	San Antonio 93
		2/27/11	L	San Antonio 95	Grizzlies 88
		12/18/10 (ot)	L	San Antonio 112	Grizzlies 106

SEASON	W-L	DATE	RESULT	HOME	VISITOR
2009-10	2-2	4/9/10	W	San Antonio 99	Grizzlies 107
		3/6/10	L	Grizzlies 92	San Antonio 102
		1/29/10	L	San Antonio 104	Grizzlies 97
2008-09	0-4	1/16/10	W	Grizzlies 92	San Antonio 86
		1/2/09	L	Grizzlies 80	San Antonio 91
		12/27/08 (2ot)	L	San Antonio 106	Grizzlies 103
2007-08	1-3	11/28/08	L	San Antonio 109	Grizzlies 98
		11/24/08	L	Grizzlies 81	San Antonio 94
		12/30/07	L	San Antonio 111	Grizzlies 87
2006-07	1-3	12/19/07	W	Grizzlies 88	San Antonio 85
		11/23/07	L	San Antonio 101	Grizzlies 88
		10/31/07	L	Grizzlies 101	San Antonio 104
2005-06	0-4	4/9/06	L	San Antonio 83	Grizzlies 81
		2/24/06	L	Grizzlies 80	San Antonio 83
		1/16/06	L	Grizzlies 83	San Antonio 93
2004-05	3-1	1/14/06	L	San Antonio 80	Grizzlies 79
		4/18/05	W	Grizzlies 94	San Antonio 92
		4/16/05	L	San Antonio 97	Grizzlies 75
2003-04	3-1	2/26/05	W	San Antonio 82	Grizzlies 84
		11/22/04	W	Grizzlies 93	San Antonio 90
		4/4	W	Grizzlies 94	San Antonio 88
		3/1/04	W	San Antonio 80	Grizzlies 81
		12/15/03	L	San Antonio 78	Grizzlies 67
		11/3/03	W	Grizzlies 88	San Antonio 80

### ALL-TIME SERIES (CONTINUED)

SEASON	W-L	DATE	RESULT	HOME	VISITOR
2002-03	1-3	4/2/03	L	Grizzlies 87	San Antonio 105
		1/22/03	W	San Antonio 93	Grizzlies 98
		11/22/02	L	San Antonio 95	Grizzlies 86
		11/4/02 (ot)	L	Grizzlies 101	San Antonio 103
2001-02	0-4	4/13/02	L	Grizzlies 92	San Antonio 113
		3/12/02	L	San Antonio 98	Grizzlies 84
		2/19/02 (ot)	L	San Antonio 99	Grizzlies 93
		12/30/01	L	Grizzlies 79	San Antonio 83
2000-01	0-4	3/5/01	L	Grizzlies 77	San Antonio 91
		1/23/01	L	San Antonio 110	Grizzlies 77
		12/3/00	L	Grizzlies 79	San Antonio 97
		11/11/00	L	San Antonio 91	Grizzlies 78
1999-00	0-4	4/17/00	L	San Antonio 100	Grizzlies 93
		4/9/00	L	Grizzlies 99	San Antonio 107
		12/30/99	L	Grizzlies 88	San Antonio 98
		12/9/99	L	San Antonio 99	Grizzlies 91

SEASON	W-L	DATE	RESULT	HOME	VISITOR
1998-99	0-3	4/29/99	L	Grizzlies 72	San Antonio 99
		4/1/99	L	San Antonio 103	Grizzlies 91
		3/20/99 (ot)	L	Grizzlies 88	San Antonio 92
1997-98	0-4	4/16/98	L	Grizzlies 97	San Antonio 110
		12/30/97	L	Grizzlies 115	San Antonio 124
		12/17/97	L	San Antonio 98	Grizzlies 87
		11/5/97	L	San Antonio 87	Grizzlies 79
1996-97	3-1	2/12/97	W	San Antonio 101	Grizzlies 106
		12/30/96	L	Grizzlies 88	San Antonio 95
		12/6/96	W	San Antonio 89	Grizzlies 105
1995-96	0-4	11/24/96	W	Grizzlies 96	San Antonio 91
		4/16/96	L	Grizzlies 86	San Antonio 95
		4/10/96	L	San Antonio 105	Grizzlies 82
		2/25/96	L	Grizzlies 84	San Antonio 95
		11/8/95	L	San Antonio 111	Grizzlies 62

### BIGGEST WIN/WORST LOSS

	DATE	SCORE	MARGIN
<b>Biggest Win</b>	3/1/11 *	109-93	16 (2x)
<b>Worst Loss</b>	11/8/95	62-111	49

\* Most recent occurrence

### LAST WIN/LOSS

	DATE	SCORE
<b>Last Home Win</b>	3/18/17	104-96
<b>Last Home Loss</b>	3/28/16	87-101
<b>Last Road Win</b>	12/17/14	117-116 (3ot)
<b>Last Road Loss</b>	4/4/17	89-95 (ot)

### 2016-17 SEASON SERIES STATISTICS

#### MEMPHIS VS. SAN ANTONIO

PLAYER	G-GS	MIN	FG-FGA	PCT	3FG-FGA	PCT	FT-FTA	PCT	OFF	DEF	TOT	AST	PF-DO	STL	TO	BLK	PTS	AVG	HI
Conley	4-4	140	23-57	.404	7-21	.333	19-20	.950	0	13	13	27	5-0	6	13	2	72	18.0	22
Randolph	4-0	113	22-53	.415	1-5	.200	14-20	.700	10	26	36	6	7-0	2	3	0	59	14.8	18
Gasol	4-4	142	21-52	.404	3-10	.300	10-11	.909	7	22	29	18	8-0	1	13	2	55	13.8	16
Carter	4-3	106	12-32	.375	8-23	.348	2-3	.667	2	12	14	8	9-0	3	6	4	34	8.5	10
Allen	3-3	81	11-25	.440	1-5	.200	2-4	.500	5	12	17	3	7-0	4	0	5	25	8.3	9
Green	4-4	84	11-19	.579	3-6	.500	5-5	1.000	7	12	19	3	11-0	2	3	0	30	7.5	13
Daniels	4-0	71	10-24	.417	7-18	.389	0-1	.000	2	4	6	2	5-0	0	4	0	27	6.8	11
Selden	2-0	25	3-8	.375	1-4	.250	5-8	.625	0	0	0	1	0-0	2	2	1	12	6.0	10
Ennis	4-1	78	7-13	.538	1-3	.333	6-6	1.000	4	12	16	4	8-0	3	2	0	21	5.3	8
Harrison	3-0	30	3-9	.333	1-3	.333	6-7	.857	0	4	4	5	2-0	1	2	0	13	4.3	8
Wright	4-0	54	8-12	.667	0-0	---	1-2	.500	5	5	10	0	5-0	1	0	6	17	4.3	9
Douglas	1-0	17	1-4	.250	1-3	.333	0-0	---	0	1	1	1	2-0	2	0	0	3	3.0	3
Parsons	1-1	23	1-10	.100	1-2	.500	0-0	---	0	5	5	0	0-0	1	1	0	3	3.0	3
Baldwin	1-0	20	0-6	.000	0-0	---	1-2	.500	2	5	7	4	4-0	0	2	0	1	1.0	1
Davis	1-0	1	0-0	---	0-0	---	0-0	---	0	0	0	0	0-0	0	0	0	0	0.0	0
<b>GRIZZLIES</b>	<b>4</b>	<b>985</b>	<b>133-324</b>	<b>.410</b>	<b>35-103</b>	<b>.340</b>	<b>71-89</b>	<b>.798</b>	<b>44</b>	<b>133</b>	<b>177</b>	<b>82</b>	<b>73-0</b>	<b>28</b>	<b>52</b>	<b>20</b>	<b>372</b>	<b>93.0</b>	<b>104</b>

#### SAN ANTONIO VS. MEMPHIS

PLAYER	G-GS	MIN	FG-FGA	PCT	3FG-FGA	PCT	FT-FTA	PCT	OFF	DEF	TOT	AST	PF-DO	STL	TO	BLK	PTS	AVG	HI
Leonard	3-3	114	23-54	.426	8-19	.421	19-24	.792	4	22	26	11	9-0	3	7	2	73	24.3	32
Aldridge	4-4	144	29-65	.446	2-5	.400	12-16	.750	7	25	32	6	12-0	1	6	9	72	18.0	23
Gasol	3-0	82	12-21	.571	3-5	.600	2-2	1.000	7	17	24	2	6-0	1	4	3	29	9.7	12
Parker	4-4	114	14-35	.400	2-6	.333	5-8	.625	0	6	6	18	5-0	3	6	0	35	8.8	13
Mills	4-0	85	10-27	.370	7-18	.389	4-4	1.000	1	6	7	11	3-0	4	5	1	31	7.8	15
Green	3-3	80	6-17	.353	2-10	.200	6-7	.857	3	10	13	5	4-0	1	5	2	20	6.7	12
Simmons	4-2	82	10-24	.417	2-7	.286	4-6	.667	2	5	7	10	10-0	4	4	0	26	6.5	14
Ginobili	4-0	58	8-23	.348	4-13	.308	3-3	1.000	0	3	3	7	7-0	3	5	1	23	5.8	12
Anderson	3-0	40	7-16	.438	0-2	.000	1-4	.250	3	6	9	0	2-0	1	3	0	15	5.0	9
Lee	4-0	67	9-13	.692	0-0	---	2-5	.400	5	9	14	2	9-0	2	3	1	20	5.0	14
Dedmon	4-4	74	5-7	.714	0-0	---	2-2	1.000	2	20	22	1	12-0	0	0	1	12	3.0	4
Bertans	2-0	23	1-7	.143	1-5	.200	0-0	---	0	3	3	1	5-0	1	1	2	3	1.5	3
Forbes	2-0	14	1-4	.250	1-3	.333	0-0	---	0	0	0	3	0-0	0	0	0	3	1.5	3
Anthony	1-0	3	0-0	---	0-0	---	0-0	---	0	1	1	0	0-0	0	0	0			



## EASTERN CONFERENCE / ATLANTIC DIVISION



**Home Court:** Air Canada Centre – 19,800 (1999)  
**Office:** 50 Bay Street, Suite 500, Toronto, Ontario, Canada, M5J 2L2  
**Phone:** (416) 815-5600  
**Website:** raptors.com

**Chairman of the Board and NBA Governor:** Lawrence M. Tanenbaum, O.C.  
**President:** Masai Ujiri  
**General Manager:** Bobby Webster  
**Head Coach:** Dwane Casey  
**Assistant Coaches:** Rex Kalamian, Nick Nurse, Jama Mahlalela, Patrick Mutumbo, Jim Sann, Alex McKechnie  
**Head Athletic Trainer:** Scott McCullough  
**Strength and Conditioning Coach:** Jon Lee  
**Media Relations Staff:** Jennifer Quinn, Rowen Yau, Phil Summers  
**Television:** TSN, TSN 2, Sportsnet, Sportsnet ONE, Matt Devlin, Leo Rautins, Jack Armstrong, Sherman Hamilton  
**Radio:** TSN Radio 1050 (1050 AM), Sportsnet 590 The FAN (590 AM), Paul Jones, Eric Smith, Jack Armstrong, Sherman Hamilton  
**Team Colors:** Red, Black, Silver

### GRIZZLIES STREAKS

**Overall:** 23-20 (1-W)  
**Home:** 13-8 (1-W) **Road:** 10-12 (4-L)

### ALL-TIME SERIES

SEASON	W-L	DATE	RESULT	HOME	VISITOR
2016-17	1-1	1/25/17	W	Grizzlies 101	Toronto 99
		11/30/16	L	Toronto 120	Grizzlies 105
2015-16	0-2	4/1/16	L	Grizzlies 95	Toronto 99
		2/21/16	L	Toronto 98	Grizzlies 85
2014-15	1-1	1/21/15	W	Grizzlies 92	Toronto 86
		11/19/14	L	Toronto 96	Grizzlies 92
2013-14	0-2	3/14/14	L	Toronto 99	Grizzlies 86
		11/13/13	L	Grizzlies 87	Toronto 103
2012-13	2-0	2/20/13	W	Toronto 82	Grizzlies 88
		11/28/12	W	Grizzlies 103	Toronto 82
2011-12	1-1	3/16/12 (ot)	L	Grizzlies 110	Toronto 114
		3/2/12	W	Toronto 99	Grizzlies 102
2010-11	2-0	1/24/11	W	Toronto 98	Grizzlies 100
		12/27/10	W	Grizzlies 96	Toronto 85
2009-10	2-0	2/17/10 (ot)	W	Toronto 102	Grizzlies 109
		10/30/09	W	Grizzlies 115	Toronto 107
2008-09	1-1	2/7/09	W	Grizzlies 78	Toronto 70
		1/9/09	L	Toronto 103	Grizzlies 82
2007-08	0-2	11/28/07	L	Toronto 103	Grizzlies 91
		11/21/07	L	Grizzlies 89	Toronto 95
2006-07	1-1	3/7/07	L	Toronto 94	Grizzlies 87
		12/30/06	W	Grizzlies 110	Toronto 104
2005-06	2-0	2/21/06	W	Grizzlies 94	Toronto 88
		11/30/05	W	Toronto 66	Grizzlies 92

### 2017-18 SCHEDULE

Fri, Dec 8, 2017 at Memphis      Sun, Feb 4, 2018 at Toronto

2004-05	2-0	4/6/05	W	Toronto 74	Grizzlies 104
		3/4/05	W	Grizzlies 86	Toronto 75
2003-04	2-0	3/28/04	W	Toronto 88	Grizzlies 94
		3/23/04	W	Grizzlies 95	Toronto 88
2002-03	1-1	3/9/03	W	Toronto 106	Grizzlies 119
		12/1/02	L	Grizzlies 87	Toronto 92
2001-02	1-1	1/8/02	W	Grizzlies 84	Toronto 81
		11/29/01	L	Toronto 91	Grizzlies 88
2000-01	0-2	3/25/00	L	Toronto 102	Grizzlies 92
		3/11/00	L	Grizzlies 84	Toronto 101
1999-00	1-1	3/5/00	L	Grizzlies 92	Toronto 94
		1/9/00	W	Toronto 97	Grizzlies 107
1998-99	0-1	2/21/99	L	Toronto 102	Grizzlies 87
1997-98	1-1	3/8/98	W	Grizzlies 113	Toronto 106
		2/22/98 (ot)	L	Toronto 113	Grizzlies 105
1996-97	1-1	3/9/97	L	Toronto 81	Grizzlies 77
		1/19/97	W	Grizzlies 100	Toronto 92
1995-96	1-1	1/25/96 (ot)	W	Toronto 101	Grizzlies 106
		12/10/95	L	Grizzlies 81	Toronto 93

### BIGGEST WIN/WORST LOSS

	DATE	SCORE	MARGIN
<b>Biggest Win</b>	4/6/05	104-74	30
<b>Worst Loss</b>	1/9/09	82-103	21

### LAST WIN/LOSS

	DATE	SCORE
<b>Last Home Win</b>	1/25/17	101-99
<b>Last Home Loss</b>	4/1/16	95-99
<b>Last Road Win</b>	2/20/13	88-82
<b>Last Road Loss</b>	11/30/16	105-120

### 2016-17 SEASON SERIES STATISTICS

#### MEMPHIS VS. TORONTO

PLAYER	G-GS	MIN	FG-FGA	PCT	3FG-FGA	PCT	FT-FTA	PCT	OFF	DEF	TOT	AST	PF-QD	STL	TO	BLK	PTS	AVG	HI
Gasol	2-2	73	21-39	.538	7-14	.500	11-12	.917	3	12	15	5	3-0	1	2	2	60	30.0	42
Daniels	1-0	21	6-12	.500	4-8	.500	3-3	1.000	1	0	1	1	0-0	1	1	0	19	19.0	19
Green	1-1	34	5-10	.500	0-2	.000	6-7	.857	3	2	5	1	1-0	5	1	1	16	16.0	16
Randolph	1-1	38	7-10	.700	1-2	.500	1-4	.250	1	7	8	3	1-0	0	1	0	16	16.0	16
Allen	2-2	64	11-22	.500	1-3	.333	4-6	.667	7	8	15	3	7-0	1	5	2	27	13.5	15
Harrison	2-1	54	7-13	.538	4-5	.800	5-6	.833	1	4	5	7	8-0	3	3	1	23	11.5	21
Conley	1-1	36	4-16	.250	1-4	.250	2-2	1.000	1	2	3	5	1-0	1	1	0	11	11.0	11
Williams	1-1	28	4-11	.364	0-4	.000	2-3	.667	0	0	2	4-0	3	2	0	10	10.0	10	
Carter	1-0	30	2-4	.500	0-1	.000	3-4	.750	0	3	3	3	3-0	0	0	1	7	7.0	7
Ennis	1-1	37	2-6	.333	2-3	.667	0-0	---	2	4	6	1	3-0	1	2	0	6	6.0	6
Martin	1-0	24	1-5	.200	1-2	.500	2-2	1.000	0	4	4	1	2-0	0	1	0	5	5.0	5
Baldwin	1-0	24	1-7	.143	0-1	.000	0-0	---	0	3	3	2	4-0	0	3	0	2	2.0	2
Davis	2-0	17	1-5	.200	0-0	---	2-2	1.000	2	5	7	0	5-0	0	1	1	4	2.0	2
<b>GRIZZLIES</b>	<b>2</b>	<b>480</b>	<b>72-160</b>	<b>.450</b>	<b>21-49</b>	<b>.429</b>	<b>41-51</b>	<b>.804</b>	<b>21</b>	<b>54</b>	<b>75</b>	<b>34</b>	<b>42-0</b>	<b>16</b>	<b>24</b>	<b>8</b>	<b>206</b>	<b>103.0</b>	<b>105</b>

#### TORONTO VS. MEMPHIS

PLAYER	G-GS	MIN	FG-FGA	PCT	3FG-FGA	PCT	FT-FTA	PCT	OFF	DEF	TOT	AST	PF-QD	STL	TO	BLK	PTS	AVG	HI
Lowry	2-2	77	19-34	.559	8-17	.471	12-13	.923	2	5	7	16	5-0	3	2	1	58	29.0	29
DeRozan	1-1	36	6-9	.667	2-3	.667	10-11	.909	1	8	9	6	2-0	0	7	0	24	24.0	24
Joseph	2-0	57	9-19	.474	1-4	.250	12-14	.857	2	8	10	4	6-0	0	1	0	31	15.5	16
Carroll	2-2	50	11-21	.524	4-10	.400	2-4	.500	1	5	6	3	6-0	2	0	0	28	14.0	17
Powell	2-1	37	10-22	.455	3-5	.600	1-4	.250	3	3	6	3	5-0	1	1	0	24	12.0	21
Patterson	2-1	57	6-17	.353	5-13	.385	0-2	.000	3	13	16	1	2-0	1	2	0	17	8.5	14
Nogueira	2-0	42	6-7	.857	0-0	---	0-2	.000	5	5	10	2	8-0	4	2	2	12	6.0	8
Valanciunas	2-2	48	5-9	.556	0-0	---	2-2	1.000	3	13	16	1	7-0	1	7	2	12	6.0	6
Ross	2-0	38	3-15	.200	3-12	.250	0-0	---	0	2	2	1	1-0	0	0	0	9	4.5	6
Siakam	1-1	18	2-2	1.000	0-0	---	0-0	---	2	0	2	2	1-0	0	3	1	4	4.0	4
Sullinger	1-0	15	0-5	.000	0-2	.000	0-0	---	1	2	3	0	3-0	1	1	0	0	0.0	0
VanVleet	2-0	5	0-1	.000	0-0	---	0-0	---	0	1	1	0	1-0	0	0	2	0	0.0	0
<b>RAPTORS</b>	<b>2</b>	<b>480</b>	<b>77-161</b>	<b>.478</b>	<b>26-66</b>	<b>.394</b>	<b>39-52</b>	<b>.750</b>	<b>23</b>	<b>65</b>	<b>88</b>	<b>39</b>	<b>47-0</b>	<b>13</b>	<b>29</b>	<b>8</b>	<b>219</b>	<b>109.5</b>	<b>120</b>

INTRO

PLAYERS

EXECUTIVES

BASKETBALL OPERATIONS

BUSINESS OPERATIONS

MEDIA

COMMUNITY

HISTORY

PLAYOFFS

REVIEW

OPINIONS

NBA

FEDERFORUM

AT A GLANCE





## WESTERN CONFERENCE / NORTHWEST DIVISION

**Home Court:** Vivint Smart Home Arena – 19,911 (1991)

**Office:** 301 W. South Temple, Salt Lake City, UT 84101

**Phone:** (801) 325-2500

**Website:** utahjazz.com

**Owner:** Gail Miller

**President:** Steve Starks

**General Manager:** Dennis Lindsey

**Assistant General Managers:** David Morway, Justin Zanik

**Vice President of Player Personnel:** Walt Perrin

**Vice President of Basketball Operations:** Linda Luchetti

**Executive Director of International Scouting:** Richard Smith

**Director of Pro Player Personnel:** David Fredman

**Head Coach:** Quin Snyder

**Assistant Coaches:** Igor Kokoskov, Alex Jensen, Johnnie Bryant, Zach Guthrie, Antonio Lang, Lamar Skeeter, Jeff Watkinson, Mike Wells

**Head Athletic Trainer:** Eric Waters

**Communications Staff:** Frank Zang, Derek Garduño, Lindsey Twiss, Danny Franks

**Television:** AT&T SportsNet, Craig Bolerjack, Matt Harpring, Kristen Kenney

**Radio:** KZNS (1280 AM/97.5 FM), David Locke, Ron Boone

**Team Colors:** Navy, Dark Yellow, Dark Green



### GRIZZLIES STREAKS

**Overall:** 29-52 (2-W)

**Home:** 17-23 (1-W) **Road:** 12-29 (2-W)

### ALL-TIME SERIES

SEASON	W-L	DATE	RESULT	HOME	VISITOR
2016-17	3-1	1/28/17	W	Utah 95	Grizzlies 102
		1/8/17	W	Grizzlies 88	Utah 79
		12/18/16	L	Grizzlies 73	Utah 82
2015-16	1-2	11/14/16	W	Utah 96	Grizzlies 102
		3/4/16	W	Grizzlies 94	Utah 88
		1/2/16 (ot)	L	Utah 92	Grizzlies 87
2014-15	2-2	11/7/15	L	Utah 89	Grizzlies 79
		3/3/15	L	Grizzlies 82	Utah 93
		2/4/15	W	Utah 90	Grizzlies 100
2013-14	3-0	12/22/14	L	Grizzlies 91	Utah 97
		3/26/14	W	Utah 87	Grizzlies 91
		3/19/14	W	Grizzlies 96	Utah 86
2012-13	3-1	12/23/13	W	Grizzlies 104	Utah 94
		4/17/13	W	Grizzlies 86	Utah 70
		3/16/13	L	Utah 90	Grizzlies 84
2011-12	1-2	12/15/12	W	Utah 86	Grizzlies 99
		11/5/12	W	Grizzlies 103	Utah 94
		4/14/12	W	Grizzlies 103	Utah 98
2010-11	2-2	2/12/12	L	Grizzlies 88	Utah 98
		1/6/12	L	Utah 94	Grizzlies 85
		3/21/11	W	Grizzlies 103	Utah 85
		1/7/11	W	Grizzlies 110	Utah 99
		1/1/11	L	Utah 98	Grizzlies 92
		12/6/10	L	Utah 94	Grizzlies 85

### 2017-18 SCHEDULE

Wed, Feb 7, 2018 at Memphis      Fri, Mar 30, 2018 at Utah  
 Fri, Mar 9, 2018 at Memphis

SEASON	W-L	DATE	RESULT	HOME	VISITOR
2009-10	1-2	1/8/10	W	Grizzlies 91	Utah 89
		1/6/10	L	Utah 117	Grizzlies 94
		11/30/09	L	Utah 120	Grizzlies 93
2008-09	0-4	2/17/09	L	Utah 117	Grizzlies 99
		1/16/09	L	Grizzlies 91	Utah 101
		11/26/08	L	Utah 117	Grizzlies 100
2007-08	0-3	11/22/08	L	Grizzlies 94	Utah 103
		3/1/08	L	Grizzlies 92	Utah 113
		2/2/08	L	Grizzlies 91	Utah 110
2006-07	1-3	11/10/07	L	Utah 118	Grizzlies 94
		3/24/07	L	Utah 118	Grizzlies 108
		2/28/07	L	Grizzlies 88	Utah 104
2005-06	3-1	1/24/07 (ot)	W	Utah 130	Grizzlies 132
		12/23/06	L	Grizzlies 97	Utah 100
		3/19/06	W	Grizzlies 90	Utah 84
2004-05	3-0	1/6/06	W	Grizzlies 87	Utah 65
		12/26/05 (ot)	L	Utah 105	Grizzlies 102
		11/19/05	W	Utah 72	Grizzlies 80
2003-04	1-3	3/11/05	W	Utah 82	Grizzlies 94
		1/22/05	W	Utah 94	Grizzlies 110
		1/3/05	W	Grizzlies 92	Utah 82
		4/5/04	L	Utah 92	Grizzlies 81
		1/30/04	L	Grizzlies 79	Utah 85
		1/2/04	W	Grizzlies 100	Utah 88
		11/8/03	L	Utah 96	Grizzlies 89

### ALL-TIME SERIES (CONTINUED)

2002-03	1-3	2/24/03	W	Grizzlies 103	Utah 92
		2/5/03	L	Utah 105	Grizzlies 84
		12/22/02	L	Grizzlies 74	Utah 103
		12/6/02	L	Utah 104	Grizzlies 71
2001-02	3-1	4/5/98	W	Grizzlies 79	Utah 78
		2/28/02	L	Utah 114	Grizzlies 70
		2/5/02	W	Grizzlies 86	Utah 79
		1/12/02 (ot)	W	Utah 95	Grizzlies 97
2000-01	0-4	4/1/01	L	Grizzlies 73	Utah 92
		2/28/01	L	Utah 101	Grizzlies 83
		2/7/01	L	Grizzlies 82	Utah 92
		12/7/00	L	Utah 98	Grizzlies 87
1999-00	1-3	4/1/01	L	Grizzlies 73	Utah 92
		2/28/01	L	Utah 101	Grizzlies 83
		2/7/01	L	Grizzlies 82	Utah 92
		12/7/00	L	Utah 98	Grizzlies 87
1998-99	0-3	3/25/00	L	Grizzlies 75	Utah 84
		1/26/00	W	Utah 99	Grizzlies 116
		1/20/00	L	Grizzlies 89	Utah 94
		12/29/99	L	Utah 101	Grizzlies 90
1997-98	0-4	4/18/96	L	Grizzlies 79	Utah 94
		3/29/96	L	Utah 105	Grizzlies 91
		2/7/96	L	Utah 102	Grizzlies 79
		2/5/96	L	Grizzlies 83	Utah 92
1996-97	0-4	4/12/99	L	Utah 98	Grizzlies 80
		3/26/99	L	Grizzlies 80	Utah 85
		3/3/99	L	Utah 109	Grizzlies 86
		4/5/98	L	Grizzlies 93	Utah 99
1995-96	0-4	3/13/98	L	Utah 110	Grizzlies 101
		12/28/97	L	Grizzlies 88	Utah 89
		11/12/97	L	Utah 98	Grizzlies 80
		4/4/97	L	Utah 106	Grizzlies 79
1994-95	0-4	3/2/97	L	Grizzlies 86	Utah 93
		1/17/97	L	Grizzlies 68	Utah 106
		11/15/96	L	Utah 104	Grizzlies 96
		4/18/96	L	Grizzlies 79	Utah 94

### SEASON W-L DATE RESULT HOME VISITOR

### BIGGEST WIN/WORST LOSS

	DATE	SCORE	MARGIN
<b>Biggest Win</b>	1/6/06	87-65	22
<b>Worst Loss</b>	2/29/02	70-114	44

### LAST WIN/LOSS

	DATE	SCORE
<b>Last Home Win</b>	1/8/17	88-79
<b>Last Home Loss</b>	12/18/16	73-82
<b>Last Road Win</b>	1/28/17	102-95
<b>Last Road Loss</b>	1/2/16	87-92 (ot)

### 2016-17 SEASON SERIES STATISTICS

#### MEMPHIS VS. UTAH

PLAYER	G-GS	MIN	FG-FGA	PCT	3FG-FGA	PCT	FT-FTA	PCT	OFF	DEF	TOT	AST	PF-QD	STL	TO	BLK	PTS	AVG	HI
Conley	4-4	122	27-62	.435	7-25	.280	13-16	.813	0	8	8	23	8-0	5	2	0	74	18.5	23
Randolph	4-4	107	30-62	.484	0-5	.000	11-11	1.000	13	28	41	3	9-0	5	6	1	71	17.8	28
Gasol	4-4	139	27-69	.391	6-19	.316	5-8	.625	3	17	20	10	12-0	5	13	1	65	16.3	22
Parsons	2-2	39	6-10	.600	2-5	.400	4-4	1.000	0	5	5	2	3-0	0	1	0	18	9.0	9
Green	4-4	117	13-29	.448	2-8	.250	7-8	.875	12	15	27	2	13-1	3	2	4	35	8.8	10
Carter	4-0	103	9-27	.333	5-13	.385	6-7	.857	2	10	12	6	11-0	3	4	0	29	7.3	20
Allen	3-3	83	8-18	.444	0-1	.000	1-1	1.000	6	11	17	4	3-0	5	4	0	17	5.7	9
Ennis	4-2	88	6-12	.500	2-5	.400	7-9	.778	2	14	16	3	17-0	1	3	0	21	5.3	8
Daniels	3-1	43	4-9	.444	4-5	.800	0-0	---	0	2	2	0	6-0	0	2	0	12	4.0	6
Harrison	4-0	77	5-19	.263	2-7	.286	2-2	1.000	2	3	5	4	12-0	2	4	0	14	3.5	5
Martin	2-0	24	3-7	.429	0-1	.000	1-1	1.000	3	1	4	0	2-0	0	1	0	7	3.5	7
Davis	1-0	13	1-3	.333	0-0	---	0-1	.000	2	1	3	0	3-0	1	1	0	2	2.0	2
Williams	1-0	5	0-0	---	0-0	---	0-0	---	0	0	0	0	1-0	1	1	0	0	0.0	0
<b>GRIZZLIES</b>	<b>4</b>	<b>960</b>	<b>139-327</b>	<b>.425</b>	<b>30-94</b>	<b>.319</b>	<b>57-68</b>	<b>.838</b>	<b>45</b>	<b>115</b>	<b>160</b>	<b>57</b>	<b>100-1</b>	<b>31</b>	<b>48</b>	<b>6</b>	<b>365</b>	<b>91.3</b>	<b>102</b>

#### UTAH VS. MEMPHIS

PLAYER	G-GS	MIN	FG-FGA	PCT	3FG-FGA	PCT	FT-FTA	PCT	OFF	DEF	TOT	AST	PF-QD	STL	TO	BLK	PTS	AVG	HI
Hayward	4-4	143	19-53	.358	8-22	.364	25-29	.862	2	21	23	16	5-0	4	8	4	71	17.8	22
Hill	2-2	66	13-28	.464	3-9	.333	2-3	.667	0	7	7	7	8-0	1	7	1	31	15.5	16
Hood	3-3	95	16-42	.381	5-21	.238	2-2	1.000	1	10	11	4	5-0	0	1	1	39	13.0	20
Gobert	4-4	135	15-20	.750	0-0	---	17-24	.708	12	27	39	6	17-0	6	9	6	47	11.8	21
Mack	3-0	72	13-21	.619	4-6	.667	1-5	.200	3	9	12	11	6-0	1	7	0	31	10.3	17
Burks	2-0	18	4-5	.800	2-2	1.000	5-6	.833	0	2	2	0	3-0	0	5	0	15	7.5	15
Lyles	4-1	75	9-21	.429	4-13	.308	7-11	.636	2	8	10	5	9-0	4	2	1	29	7.3	18
Ingles	4-1	78	8-14	.571	5-10	.500	5-7	.714	1	9	10	5	9-0	1	3	0	26	6.5	20
Favors	3-2	60	6-17	.353	0-1	.000	3-4	.750	1	5	6	1	4-0	3	4	4	15	5.0	6
Diaw	4-1	87	8-14	.571	1-3	.333	2-2	1.000	2	9	11	5	9-0	2	2	1	19	4.8	11
J. Johnson	4-0	80	7-25	.280	3-10	.300	1-2	.500	1	7	8	2	1-0	1	0	1	18	4.5	8
Exum	3-2	50	4-12	.333	0-5	.000	3-4	.750	1	4	5	6	8-0	0					



# WASHINGTON WIZARDS

# WASHINGTON WIZARDS



## EASTERN CONFERENCE / SOUTHEAST DIVISION



**Home Court:** Verizon Center – 20,356 (1997)  
**Office:** 601 F Street NW, Washington DC, 20004  
**Phone:** (202) 661-5000  
**Website:** washingtonwizards.com

**Majority Owner:** Ted Leonsis  
**President:** Ernie Grunfeld  
**Senior Vice president of Player Personnel:** Frank Ross  
**Head Coach:** Scott Brooks  
**Asst. Coaches:** Tony Brown, Sidney Lowe, Chad Iske, Mike Terpstra, Maz Trakh  
**Assistant Coach/Player Development:** David Adkins  
**Athletic Trainer:** Corey Bennett  
**Communications Staff:** Scott Hall, DeAndre Phillips, Daren Jenkins  
**Television:** NBC Sports Washington. Steve Buckhantz, Kara Lawson, Chris Miller  
**Radio:** WNEW (99.1 FM)/WFEED (1500AM). David Johnson, Glen Consor  
**Team Colors:** Red, White, Blue

### GRIZZLIES STREAKS

**Overall:** 23-18 (1-L)  
**Home:** 17-4 (2-W) **Road:** 6-14 (3-L)

### 2017-18 SCHEDULE

Wed, Dec 13, 2017 at Washington Fri, Jan 5, 2018 at Memphis

### ALL-TIME SERIES

SEASON	W-L	DATE	RESULT	HOME	VISITOR
2016-17	1-1	1/18/17	L	Washington 104	Grizzlies 101
		10/30/16 (ot) W		Grizzlies 112	Washington 103
2015-16	1-1	12/23/15	L	Washington 100	Grizzlies 91
		12/14/15	W	Grizzlies 112	Washington 95
2014-15	0-2	4/4/15	L	Grizzlies 83	Washington 92
		3/12/15	L	Washington 107	Grizzlies 87
2013-14	2-0	3/3/14	W	Washington 104	Grizzlies 110
		2/11/14	W	Grizzlies 92	Washington 89
2012-13	1-1	3/25/13	L	Washington 107	Grizzlies 94
		2/1/13	W	Grizzlies 85	Washington 76
2011-12	1-0	3/18/12	W	Grizzlies 97	Washington 92
2010-11	1-1	1/29/11	W	Grizzlies 107	Washington 93
		11/19/10	L	Washington 89	Grizzlies 86
2009-10	2-0	2/24/10	W	Washington 94	Grizzlies 99
		12/28/09 (ot) W		Grizzlies 116	Washington 111
2008-09	2-0	4/1/09	W	Grizzlies 112	Washington 107
		2/2/09	W	Washington 97	Grizzlies 113
2007-08	1-1	1/25/08	L	Washington 104	Grizzlies 93
		11/24/07	W	Grizzlies 124	Washington 118
2006-07	1-1	12/26/06	L	Washington 116	Grizzlies 101
		11/24/06	W	Grizzlies 95	Washington 80
2005-06	2-0	2/27/06	W	Grizzlies 108	Washington 98
		1/22/06	W	Washington 82	Grizzlies 93
2004-05	0-2	2/23/05	L	Washington 93	Grizzlies 83
		11/3/04	L	Grizzlies 91	Washington 103
2003-04	2-0	2/4/04	W	Washington 101	Grizzlies 103
		12/5/03	W	Grizzlies 92	Washington 77
2002-03	1-1	12/18/02	L	Washington 118	Grizzlies 100
		11/23/02	W	Grizzlies 85	Washington 74

2001-02	0-2	4/6/02	L	Washington 88	Grizzlies 85
		12/11/01	L	Grizzlies 81	Washington 91
2000-01	2-0	2/20/00	W	Washington 104	Grizzlies 116
		12/20/00	W	Grizzlies 118	Washington 104
1999-00	1-1	2/16/00	W	Grizzlies 92	Washington 87
		11/23/99	L	Washington 89	Grizzlies 87
1998-99	---	No games			
1997-98	1-1	2/14/98 (ot) W		Grizzlies 110	Washington 108
		1/16/98	L	Washington 112	Grizzlies 110
1996-97	1-1	3/12/97	L	Washington 104	Grizzlies 82
		12/22/96	W	Grizzlies 91	Washington 87
1995-96	0-2	3/4/96	L	Grizzlies 81	Washington 96
		1/27/96	L	Washington 102	Grizzlies 77

### BIGGEST WIN/WORST LOSS

	DATE	SCORE	MARGIN
<b>Biggest Win</b>	12/14/15	112-95	17
<b>Worst Loss</b>	1/27/96	77-102	25

### LAST WIN/LOSS

	DATE	SCORE
<b>Last Home Win</b>	10/30/16	112-103 (ot)
<b>Last Home Loss</b>	4/4/15	87-107
<b>Last Road Win</b>	3/3/14	110-104
<b>Last Road Loss</b>	1/18/17	101-104

### 2016-17 SEASON SERIES STATISTICS

#### MEMPHIS VS. WASHINGTON

PLAYER	G-GS	MIN	FG-FGA	PCT	3FG-FGA	PCT	FT-FTA	PCT	OFF	DEF	TOT	AST	PF-DQ	STL	TO	BLK	PTS	AVG	HI
Gasol	2-2	68	15-30	.500	4-9	.444	14-17	.824	2	10	12	8	2-0	1	1	2	48	24.0	28
Conley	2-2	68	13-32	.406	5-10	.500	13-14	.929	2	4	6	17	4-0	0	10	0	44	22.0	24
Carter	2-0	62	9-15	.600	8-12	.667	4-6	.667	0	4	4	2	2-0	4	1	1	30	15.0	18
Randolph	2-0	46	13-30	.433	0-2	.000	2-3	.667	4	13	17	1	4-0	3	4	0	28	14.0	22
Green	2-2	74	9-13	.692	3-5	.600	1-2	.500	4	15	19	2	9-0	3	1	0	22	11.0	15
Ennis	2-1	62	6-20	.300	1-9	.111	3-5	.600	8	10	18	3	6-0	2	3	0	16	8.0	8
Allen	1-1	30	2-7	.286	0-0	---	2-4	.500	5	2	7	1	6-1	2	2	0	6	6.0	6
Parsons	1-1	19	1-6	.167	1-3	.333	3-4	.750	1	1	2	1	2-0	0	1	0	6	6.0	6
Harrison	2-0	38	3-9	.333	1-5	.200	2-3	.667	1	1	2	5	6-0	0	1	0	9	4.5	9
Martin	1-1	19	1-4	.250	0-1	.000	2-2	1.000	1	4	5	0	3-0	0	2	0	4	4.0	4
Baldwin	1-0	18	0-5	.000	0-0	---	0-0	---	0	0	0	4	1-0	2	0	0	0	0.0	0
Davis	1-0	1	0-0	---	0-0	---	0-0	---	0	0	0	0	0-0	0	0	0	0	0.0	0
Williams	1-0	1	0-0	---	0-0	---	0-0	---	0	0	0	0	1-0	0	0	0	0	0.0	0
<b>GRIZZLIES</b>	<b>2</b>	<b>505</b>	<b>72-171</b>	<b>.421</b>	<b>23-56</b>	<b>.411</b>	<b>46-60</b>	<b>.767</b>	<b>28</b>	<b>64</b>	<b>92</b>	<b>44</b>	<b>46-1</b>	<b>17</b>	<b>26</b>	<b>3</b>	<b>213</b>	<b>106.5</b>	<b>112</b>

#### WASHINGTON VS. MEMPHIS

PLAYER	G-GS	MIN	FG-FGA	PCT	3FG-FGA	PCT	FT-FTA	PCT	OFF	DEF	TOT	AST	PF-DQ	STL	TO	BLK	PTS	AVG	HI
Wall	2-2	74	15-37	.405	2-8	.250	15-15	1.000	1	4	5	26	6-0	3	9	2	47	23.5	25
Porter	2-2	70	15-27	.556	6-13	.462	2-2	1.000	5	6	11	0	4-0	2	0	0	38	19.0	25
Morris	2-2	70	11-24	.458	1-7	.143	5-5	1.000	3	16	19	3	10-0	3	5	2	28	14.0	17
Beal	2-2	77	9-31	.290	3-15	.200	5-6	.833	0	4	4	5	6-0	3	4	1	26	13.0	14
Thornton	1-0	16	4-6	.667	1-2	.500	2-3	.667	2	3	5	1	1-0	0	0	0	11	11.0	11
Gortat	2-2	74	5-8	.625	0-0	---	11-12	.917	4	19	23	2	9-0	0	0	0	21	10.5	14
Nicholson	1-0	25	4-9	.444	0-3	.000	0-1	.000	1	2	3	0	4-0	2	1	0	8	8.0	8
Smith	2-0	24	4-9	.444	0-2	.000	2-2	1.000	1	2	3	0	5-0	2	1	1	10	5.0	8
Burke	2-0	25	3-7	.429	0-0	---	2-3	.667	0	3	3	2	0-0	0	1	1	8	4.0	5
Oubre	2-0	34	3-7	.429	0-4	.000	2-2	1.000	1	5	6	4	2-0	0	3	0	8	4.0	5
Satoransky	2-0	15	1-1	1.000	0-0	---	0-0	---	2	1	3	3	1-0	0	1	0	2	1.0	2
McClellan	1-0	1	0-0	---	0-0	---	0-0	---	0	0	0	0	0-0	0	0	0	0	0.0	0
<b>WIZARDS</b>	<b>2</b>	<b>505</b>	<b>74-166</b>	<b>.446</b>	<b>13-54</b>	<b>.241</b>	<b>46-51</b>	<b>.902</b>	<b>20</b>	<b>65</b>	<b>85</b>	<b>46</b>	<b>48-0</b>	<b>15</b>	<b>26</b>	<b>7</b>	<b>207</b>	<b>103.5</b>	<b>104</b>

INTRO

PLAYERS

EXECUTIVES

BASKETBALL OPERATIONS

BUSINESS OPERATIONS

MEDIA

COMMUNITY

HISTORY

PLAYOFFS

REVIEW

OPINIONS

NBA

FEDERFORUM

AT A GLANCE





# OPPONENTS

## SUMMARY OF ALL-TIME SERIES RECORDS & SINGLE-GAME HIGHS

Opponent	Games	Record	Win Loss %	Points Scored	Points Against	Points Per Game	Points Against Per Game
Atlanta Hawks	42	15-27	.357	3967	4135	94.5	98.5
Boston Celtics	42	18-24	.429	4177	4262	99.5	101.5
Brooklyn Nets	41	21-20	.512	3933	3903	95.9	95.2
Charlotte Hornets	37	17-20	.459	3473	3541	93.9	95.7
Chicago Bulls	43	20-23	.465	3986	4074	92.7	94.7
Cleveland Cavaliers	41	15-26	.366	3958	4095	96.5	99.9
Dallas Mavericks	86	25-61	.291	8137	8525	94.6	99.1
Denver Nuggets	82	33-49	.402	7986	8181	97.4	99.8
Detroit Pistons	42	19-23	.452	3881	3937	92.4	93.7
Golden State Warriors	82	40-42	.488	8177	8309	99.7	101.3
Houston Rockets	88	33-55	.375	8241	8575	93.6	97.4
Indiana Pacers	42	17-25	.405	3955	4030	94.2	96.0
Los Angeles Clippers	83	40-43	.482	8040	8104	96.9	97.6
Los Angeles Lakers	81	30-51	.370	7858	8228	97.0	101.6
Miami Heat	41	19-22	.463	3810	3842	92.9	93.7
Milwaukee Bucks	41	21-20	.512	3987	3921	97.2	95.6
Minnesota Timberwolves	84	38-46	.452	8065	8219	96.0	97.8
New Orleans Pelicans	56	26-30	.464	5430	5435	97.0	97.1
New York Knicks	41	21-20	.512	3975	4009	97.0	97.8
Oklahoma City Thunder	82	26-56	.317	7949	8401	96.9	102.5
Orlando Magic	41	22-19	.537	3898	3948	95.1	96.3
Philadelphia 76ers	42	21-21	.500	4072	4057	97.0	96.6
Phoenix Suns	81	31-50	.383	8046	8283	99.3	102.3
Portland Trail Blazers	81	35-46	.432	7482	7773	92.4	96.0
Sacramento Kings	82	37-45	.451	8151	8174	99.4	99.7
San Antonio Spurs	87	22-65	.253	7874	8487	90.5	97.6
Toronto Raptors	43	23-20	.535	4090	4067	95.1	94.6
Utah Jazz	81	29-52	.358	7312	7785	90.3	96.1
Washington Wizards	41	23-18	.561	3995	3996	97.4	97.5

GRIZZLIES			OPPONENTS		
Opponent	Player	Date	Opponent	Player	Date
Atlanta	J. Posey	38 at Atl, 3/29/04	Atlanta	A. Walker	31 at Atl, 12/8/04
Boston	B. Reeves	41 at Bos, 1/15/98	Memphis	I. Thomas	42 at Mem, 12/20/16
Brooklyn	A. Peeler	40 at NJN, 2/4/97	Memphis	S. Marbury	42 at Van, 1/27/00
Charlotte	P. Gasol	33 at Mem, 3/26/06	Memphis	J. Richardson	38 at Cha, 1/19/08
Chicago	Z. Randolph	31 at Chi, 3/4/10	Memphis	B. Gordon	33 at Mem, 3/17/07
Cleveland	P. Gasol	37 at Cle, 11/29/03	Memphis	L. James	51 at Mem, 1/15/08
Dallas	(3) P. Gasol*	36 at Dal, 11/26/05	Memphis	D. Nowitzki	38 at Dal, 2/7/07
Denver	M. Miller	41 at Mem, 3/17/06	Memphis	A. McDyess	46 at Den, 2/28/99
Detroit	M. Gasol	38 at Det, 12/21/16	Memphis	(2) C. Billups*	34 at Det, 1/27/06
Golden State	M. Miller	45 at GSW, 2/21/07	Memphis	S. Curry	46 at GSW, 4/13/16
Houston	J. Williams	38 at Mem, 11/30/01	Memphis	H. Olajuwon	42 at Van, 3/10/96
Indiana	M. Conley	36 at Mem, 3/29/17	Memphis	J. O'Neal	38 at Ind, 3/21/03
LA Clippers	M. Dickerson	40 at LAC, 2/10/00	Memphis	E. Brand	44 at LAC, 2/10/06
LA Lakers	P. Gasol	35 at Mem, 3/22/07	Memphis	K. Bryant	60 at Mem, 3/22/07
Miami	R. Gay	41 at Mia, 12/13/09	Memphis	D. Wade	41 at Mia, 12/16/06
Milwaukee	S. Abdur-Rahim	38 at Van, 1/7/01	Memphis	(2) M. Williams*	32 at Mem, 2/5/08
Minnesota	M. Bibby	37 at Min, 11/22/00	Memphis	A. Jefferson	38 at Min, 12/29/08
New Orleans	M. Gasol	38 at NOP, 12/1/15	Memphis	J. Mashburn	50 at NOH, 2/21/03
New York	M. Gasol	37 at Mem, 1/16/16	Memphis	J.R. Smith	35 at NYK, 3/27/13
Oklahoma City	P. Gasol	44 at Mem, 3/28/06	Memphis	R. Westbrook	45 at OKC, 4/5/17
Orlando	R. Gay	32 at Ori, 12/15/07	Memphis	A. Hardaway	37 at Ori, 11/22/95
Philadelphia	M. Conley	36 at Phi, 12/13/14	Memphis	A. Iverson	38 at Phi, 2/9/05
Phoenix	B. Reeves	39 at Pho, 4/19/97	Memphis	A. Stoudemire	42 at Mem, 1/15/07
Portland	M. Gasol	36 at Mem, 12/8/16	Memphis	T. Randolph	43 at Por, 3/29/07
Sacramento	S. Abdur-Rahim	37 at Van, 1/11/97	Memphis	K. Martin	48 at Sac, 11/2/09
San Antonio	(2) O.J. Mayo*	42 at SAS, 11/28/08	Memphis	T. Duncan	42 at SAS, 12/9/99
Toronto	M. Gasol	42 at Mem, 1/25/17	Memphis	C. Bosh	37 at Mem, 10/30/09
Utah	P. Gasol	32 at Uta, 12/26/05	Memphis	C. Boozer	39 at Uta, 1/24/07
Washington	P. Gasol	39 at Mem, 2/27/06	Memphis	J. Wall	47 at Was, 3/25/13

\* Most recent occurrence



# NBA

## 2017-18 NBA KEY DATES

Sept 8-10	Naismith Memorial Basketball Hall of Fame Enshrinement (Springfield, MA)	Jan 11	NBA London Game 2018, Philadelphia 76ers vs Boston Celtics (London)
Sept 22	First allowable date for players participating in preseason NBA Global Games to report to their teams (no earlier than 11 a.m. local time)	Jan 15	Last day to sign NBA Two-Way contracts
Sept 23	Training Camps open for all teams participating in preseason NBA Global Games	Feb 8	NBA Trade Deadline (3 p.m. ET)
Sept 25	First allowable date for all other veteran players to report to their teams (no earlier than 11 a.m. local time)	Feb 16-18	NBA All-Star 2018 (Los Angeles, CA)
Sept 26	Training Camps open for all other teams	Mar 1	Playoff Eligibility Waiver Deadline
Sept 30	NBA Preseason games begin	Apr 11-14	Portsmouth Invitational Tournament (Portsmouth, VA)
Oct 5	NBA China Games 2017, Minnesota Timberwolves vs. Golden State Warriors (Shenzhen)	Apr 11	Regular Season ends
Oct 8	NBA China Games 2017, Minnesota Timberwolves vs. Golden State Warriors (Shanghai)	Apr 13	Rosters set for NBA Playoffs 2018, 3 p.m. ET
Oct 13	NBA Preseason ends	Apr 14	NBA Playoffs 2018 begin
Oct 16	Rosters set for NBA Opening Day	Apr 22	NBA Early Entry Eligibility Deadline (11:59 p.m. ET)
Oct 17	Start of the 2017-18 NBA Regular Season (NBA Tip-Off 2017)	Apr 30/May 1	Conference Semifinals begin (possible move up to Apr 28-29)
Dec 7	NBA Mexico City Games 2017, Brooklyn Nets vs. Miami Heat (Mexico City)	May 15-16	Conference Finals begin (possible move up to May 13-14)
Dec 9	NBA Mexico City Games 2017, Brooklyn Nets vs. Oklahoma City Thunder (Mexico City)	May 31	NBA Finals 2017 begin
Jan 5	10-day contracts may now be signed	June 11	NBA Draft Early Entry Entrant Withdrawal Deadline (5 p.m. ET)
Jan 10	All contracts are guaranteed for the remainder of the season	June 17	The Finals 2018 latest possible date
		June 21	NBA Draft 2018

## 2016-17 NBA FINAL REGULAR SEASON STANDINGS

### NBA EASTERN CONFERENCE ATLANTIC DIVISION

	W	L	PCT	GB	HOME	ROAD	LAST-10	STREAK
Boston	53	29	.646	-	30-11	23-18	7-3	Won 3
Toronto	51	31	.622	2	28-13	23-18	8-2	Won 4
New York	31	51	.378	22	19-22	12-29	4-6	Won 1
Philadelphia	28	54	.341	25	17-24	11-30	1-9	Lost 8
Brooklyn	20	62	.244	33	13-28	7-34	5-5	Lost 2

### CENTRAL DIVISION

	W	L	PCT	GB	HOME	ROAD	LAST-10	STREAK
Cleveland	51	31	.622	-	31-10	20-21	4-6	Lost 4
Milwaukee	42	40	.512	9	23-18	19-22	5-5	Lost 1
Indiana	42	40	.512	9	29-12	13-28	6-4	Won 5
Chicago	41	41	.500	10	25-16	16-25	7-3	Won 2
Detroit	37	45	.451	14	24-17	13-28	3-7	Lost 2

### SOUTHEAST DIVISION

	W	L	PCT	GB	HOME	ROAD	LAST-10	STREAK
Washington	49	33	.598	-	30-11	19-22	5-5	Lost 1
Atlanta	43	39	.524	6	23-18	20-21	6-4	Lost 1
Miami	41	41	.500	8	23-18	18-23	6-4	Won 3
Charlotte	36	46	.439	13	22-19	14-27	4-6	Lost 5
Orlando	29	53	.354	20	16-25	13-28	3-7	Won 1

### NBA WESTERN CONFERENCE SOUTHWEST DIVISION

	W	L	PCT	GB	HOME	ROAD	LAST-10	STREAK
San Antonio	61	21	.744	-	31-10	30-11	5-5	Lost 3
Houston	55	27	.671	6	30-11	25-16	5-5	Won 1
<b>Memphis</b>	<b>43</b>	<b>39</b>	<b>.524</b>	<b>18</b>	<b>24-17</b>	<b>19-22</b>	<b>3-7</b>	<b>Lost 2</b>
New Orleans	34	48	.415	27	21-20	13-28	4-6	Won 1
Dallas	33	49	.402	28	21-20	12-29	2-8	Won 1

### NORTHWEST DIVISION

	W	L	PCT	GB	HOME	ROAD	LAST-10	STREAK
Utah	51	31	.622	-	29-12	22-19	7-3	Won 2
Oklahoma City	47	35	.573	4	28-13	19-22	6-4	Lost 1
Portland	41	41	.500	10	25-16	16-25	7-3	Lost 1
Denver	40	42	.488	11	22-19	18-23	5-5	Won 2
Minnesota	31	51	.378	20	20-21	11-30	3-7	Lost 6

### PACIFIC DIVISION

	W	L	PCT	GB	HOME	ROAD	LAST-10	STREAK
Golden State	67	15	.817	-	36-5	31-10	9-1	Won 1
L.A. Clippers	51	31	.622	16	29-12	22-19	8-2	Won 7
Sacramento	32	50	.390	35	17-24	15-26	5-5	Lost 1
L.A. Lakers	26	56	.317	41	17-24	9-32	5-5	Lost 1
Phoenix	24	58	.293	43	15-26	9-32	2-8	Lost 1

## 2017 NBA PLAYOFFS

### Eastern Conference First Round

Boston over Chicago (4-2)
Cleveland over Indiana (4-0)
Toronto over Milwaukee (4-2)
Washington over Atlanta (4-2)

### Conference Semi-Finals

Boston over Washington (4-3)
Cleveland over Toronto (4-0)

### Conference Finals

Cleveland over Boston (4-1)
-----------------------------

### Western Conference First Round

Golden State over Portland (4-0)
<b>San Antonio over Memphis (4-2)</b>
Houston over Oklahoma City (4-1)
Utah over LA Clippers (4-3)

### Conference Semi-Finals

Golden State over Utah (4-0)
San Antonio over Houston (4-2)

### Conference Finals

Golden State over San Antonio (4-0)
-------------------------------------

## 2017 NBA Finals

### Golden State defeated Cleveland 4-1

Game 1: Cleveland 91 at Golden State 113
Game 2: Cleveland 113 at Golden State 132
Game 3: Golden State 118 at Cleveland 113
Game 4: Golden State 116 at Cleveland 137
Game 5: Cleveland 120 at Golden State 129

## 2016-17 NBA FINAL STATISTICAL LEADERS

SCORING	G	FG	FT	PTS	AVG	REBOUNDS	G	OFF	DEF	TOT	AVG	ASSISTS	G	AST	AVG
Westbrook, OKC.	81	824	710	2558	31.6	Whiteside, Mia.	77	293	795	1088	14.1	Harden, Hou.	81	907	11.1
Harden, Hou.	81	674	746	2356	29.1	Drummond, Det.	81	345	770	1115	13.8	Wall, Was.	78	831	10.7
Thomas, Bos.	76	682	590	2199	28.9	Jordan, LA-C	81	298	816	1114	13.8	Westbrook, OKC.	81	840	10.4
Davis, N.O.	75	770	519	2099	28.0	Gobert, Utah	81	314	721	1035	12.8	Paul, LA-C	61	563	9.2
DeRozan, Tor.	74	721	545	2020	27.3	Howard, Atl.	74	296	644	940	12.7	Rubio, Min.	75	682	9.1
Lillard, Por.	75	661	488	2024	27.0	Towns, Min.	82	296	711	1007	12.3	James, Cle.	74	646	8.7
Cousins, Sac.-N.O.	72	647	517	1942	27.0	Davis, N.O.	75	172	712	884	11.8	Teague, Ind.	82	639	7.8
James, Cle.	74	736	358	1954	26.4	Love, Cle.	60	148	518	666	11.1	Holiday, N.O.	67	488	7.3
Leonard, S.A.	74	636	469	1888	25.5	Cousins, Sac.-N.O.	72	152	642	794	11.0	Green, G.S.	76	533	7.0
Curry, G.S.	79	675	325	1999	25.3	Westbrook, OKC.	81	137	727	864	10.7	Lowry, Tor.	60	417	7.0
Irving, Cle.	72	671	297	1816	25.2	Vucevic, Orl.	75	176	603	779	10.4	Rondo, Chi.	69	461	6.7
Towns, Min.	82	802	356	2061	25.1	Gortat, Was.	82	238	611	849	10.4	Curry, G.S.	79	524	6.6
Durant, G.S.	62	551	336	1555	25.1	Jokic, Den.	73	212	506	718	9.8	McConnell, Phi.	81	534	6.6
Butler, Chi.	76	570	585	1816	23.9	Valanciunas, Tor.	80	226	533	759	9.5	Payton, Orl.	82	529	6.5
George, Ind.	75	622	336	1775	23.7	Thompson, Cle.	78	286	429	715	9.2	Bledsoe, Pho.	66	418	6.3
Wiggins, Min.	82	709	412	1933	23.6	Antetokounmpo, Mil.	80	142	558	700	8.8	Schroder, Atl.	79	499	6.3
Walker, Cha.	79	643	304	1830	23.2	James, Cle.	74	97	542	639	8.6	<b>Conley, Mem.</b>	<b>69</b>	<b>433</b>	<b>6.3</b>
Wall, Was.	78	647	422	1805	23.1	Randle, LA-L	74	150	486	636	8.6	Batum, Cha.	77	456	5.9
Beal, Was.	77	637	282	1779	23.1	Durant, G.S.	62	39	474	513	8.3	Thomas, Bos.	76	448	5.9
McCollum, Por.	80	692	268	1837	23.0	<b>Randolph, Mem.</b>	<b>73</b>	<b>182</b>	<b>416</b>	<b>598</b>	<b>8.2</b>	Lillard, Por.	75	440	5.9

FG PCT.	FG	FGA	PCT	3-PT FG PCT.	3FG	3GA	PCT	FT PCT.	FT	FTA	PCT
Jordan, LA-C	412	577	.714	Korver, Atl.-Cle.	162	359	.451	McCollum, Por.	268	294	.912
Gobert, Utah	413	625	.661	Crabbe, Por.	134	302	.444	Thomas, Bos.	590	649	.909
Capela, Hou.	362	563	.643	Ingles, Utah	123	279	.441	Irving, Cle.	297	328	.905
Howard, Atl.	388	613	.633	Porter, Was.	148	341	.434	Gallinari, Den.	349	387	.902
Gortat, Was.	390	674	.579	Redick, LA-C	201	468	.429	George, Ind.	336	374	.898
Jokic, Den.	494	854	.578	Curry, Dal.	137	322	.425	Curry, G.S.	325	362	.898
Adams, OKC.	374	655	.571	McCollum, Por.	185	439	.421	Lillard, Por.	488	545	.895
Whiteside, Mia.	542	973	.557	Harris, Den.	107	255	.420	Bogdanovic, Bkn.	217	243	.893
Valanciunas, Tor.	391	702	.557	Babbitt, Mia.	87	210	.414	Belinelli, Cha.	150	168	.893
James, Cle.	736	1344	.548	Thompson, G.S.	268	647	.414	Paul, LA-C	232	260	.892

STEALS	G	STL	AVG	BLOCKS	G	BLK	AVG	MINUTES	G	MIN	AVG
Green, G.S.	76	154	2.03	Gobert, Utah	81	214	2.64	James, Cle.	74	2795	37.8
Wall, Was.	78	157	2.01	Davis, N.O.	75	167	2.23	Lowry, Tor.	60	2244	37.4
Paul, LA-C	61	119	1.95	Turner, Ind.	81	172	2.12	Wiggins, Min.	82	3048	37.2
Covington, Phi.	67	127	1.90	Whiteside, Mia.	77	161	2.09	Butler, Chi.	76	2809	37.0
Butler, Chi.	76	143	1.88	Porzingis, N.Y.	66	129	1.95	Towns, Min.	82	3031	37.0
Ariza, Hou.	80	147	1.84	Antetokounmpo, Mil.	80	151	1.89	Harden, Hou.	81	2947	36.4
Curry, G.S.	79	142	1.80	Jordan, LA-C	81	134	1.65	Wall, Was.	78	2836	36.4
Leonard, S.A.	74	133	1.80	Lopez, Bkn.	75	124	1.65	Davis, N.O.	75	2708	36.1
Rubio, Min.	75	128	1.71	Durant, G.S.	62	99	1.60	Lillard, Por.	75	2693	35.9
McConnell, Phi.	81	134	1.65	ibaka, Orl.-Tor.	79	124	1.57	George, Ind.	75	2689	35.9



## 2016-17 NBA REGULAR SEASON STATISTICS: TEAM OFFENSIVE & DEFENSIVE

TEAM	DECIDED POINTS PER GAME		DECIDED FIELD GOAL PERCENTAGE		TURNOVERS PER GAME		REBOUND PERCENTAGES			BELOW 100 PTS.		OVERTIME GAMES		3 PTS. OR LESS		10 PTS. OR MORE	
	OWN	OPP.	OWN	OPP.	OWN	OPP.	OFF.	DEF.	TOT.	OWN	OPP.	W	L	W	L	W	L
Atlanta	103.2	104.0	.451	.444	15.8	15.4	.236	.761	.499	34	31	5	0	7	8	17	21
Boston	108.0	105.4	.454	.450	13.3	13.9	.212	.753	.482	18	23	2	1	7	6	17	11
Brooklyn	105.8	112.5	.444	.458	16.5	13.3	.196	.761	.479	28	10	1	1	3	6	9	30
Charlotte	104.9	104.7	.442	.456	11.5*	13.1	.199	.796	.497	26	24	0	6	0	9	19	18
Chicago	102.9	102.4	.444	.456	13.6	13.4	.270	.768	.519	34	32	2	2	5	6	17	23
Cleveland	110.3	107.2	.470	.458	13.7	12.6	.219	.758	.489	20	21	3	4	3	4	25	15
Dallas	97.9	100.8	.440	.469	11.9	14.9	.181	.776	.479	47	40	2	2	4	6	14	26
Denver	111.7	111.2	.469	.477	15.0	12.0	.273	.787	.530	13	12	0	3	5	10	24	19
Detroit	101.3	102.5	.449	.460	11.9	12.8	.241	.812*	.527	35	36	3	1	5	7	23	26
Golden State	115.9*	104.3	.495*	.435*	14.8	15.5*	.228	.749	.489	6	28	0	3	3	4	48	6
Houston	115.3	109.6	.462	.463	15.1	15.1	.246	.758	.502	5	18	3	0	8	3	30	11
Indiana	105.1	105.3	.465	.451	13.8	14.9	.212	.755	.483	24	27	4	2	4	2	23	19
L.A. Clippers	108.7	104.4	.475	.452	13.0	13.2	.215	.769	.492	20	32	1	1	3	6	33	14
L.A. Lakers	104.6	111.5	.450	.483	15.2	14.5	.250	.758	.504	28	15	1	0	2	4	14	31
Memphis	100.5	100.0	.435	.443	12.9	14.3	.248	.775	.511	34	41	5	2	7	5	17	20
Miami	103.2	102.1	.455	.450	13.4	13.7	.242	.764	.503	33	37	2	1	8	6	19	13
Milwaukee	103.6	103.8	.474	.458	14.0	14.7	.215	.754	.485	31	28	1	3	8	2	21	22
Minnesota	105.6	106.7	.467	.475	14.0	14.3	.272	.759	.516	24	23	2	3	7	10	18	19
New Orleans	104.3	106.4	.450	.450	12.9	14.0	.185	.768	.476	27	29	3	5	7	6	17	22
New York	104.3	108.0	.447	.455	13.9	12.9	.266	.741	.503	25	15	1	3	7	10	10	25
Oklahoma City	106.6	105.8	.452	.459	15.0	13.8	.279*	.790	.535*	22	26	4	1	12	7	23	21
Orlando	101.1	107.6	.440	.467	13.3	13.0	.216	.774	.495	37	21	2	2	5	5	10	32
Philadelphia	102.4	108.1	.442	.461	16.7	15.1	.224	.753	.488	34	15	1	4	9	8	7	29
Phoenix	107.7	113.3	.450	.467	15.4	14.9	.260	.764	.512	18	11	3	3	9	5	7	32
Portland	107.9	108.5	.459	.455	13.7	12.8	.230	.768	.499	19	21	4	5	7	11	18	16
Sacramento	102.8	106.7	.461	.462	14.6	14.0	.210	.763	.486	36	19	2	6	10	6	9	27
San Antonio	105.3	98.1	.469	.443	13.4	14.4	.240	.776	.508	23	44	4	1	8	5	30	8
Toronto	106.9	102.6	.464	.449	12.7	14.6	.250	.763	.506	24	29	3	1	8	7	26	8
Utah	100.7	96.8*	.466	.443	13.6	12.1	.232	.789	.510	32	42	2	1	4	4	23	10
Washington	109.2	107.4	.475	.466	14.2	15.3	.241	.755	.498	12	19	4	3	9	6	18	12
NBA Averages	105.6		.457		14.0		.233	.767		769	769	70		184		586	

\* - League Leader

### REBOUND PERCENTAGES

OFF. - Percentage of a given team's missed shots which that team rebounds.  
 DEF. - Percentage of opponents' missed shots which a given team rebounds.  
 TOT. - Average of offensive and defensive rebound percentages.

## 2016-17 STATISTICAL RANKING WITHIN LEAGUE - OFFENSIVE

	ATL	BOS	BKN	CHA	CLE	DAL	DEN	DET	GST	HOU	IND	LAC	LAL	MEM	MIA	MIL	MIN	NO	NY	OKC	ORL	PHI	PHO	POR	SAC	SA	TOR	UTA	WAS	
Points/game	22	7	12	16	23	4	30	3	26	1	2	15	6	17	29	21	20	13	18	18	11	27	25	9	8	24	14	10	28	5
FG pct.	18	16	24	26	25	5	29	6	22	1	12	10	2	21	30	15	4	8	20	23	17	28	27	19	14	13	7	11	9	3
FT pct.	28	3	9	1	6	23	4	17	29	11	20	2	27	21	13	30	19	5	22	10	26	18	15	14	16	7	8	24	12	
3-pt FG pct.	23	14	26	18	24	2	16	11	28	3	15	4	7	22	17	12	10	20	19	21	30	29	25	27	6	5	1	13	9	8
Off. Reb./gm	14	22	26	26	2	21	30	5	8	20	9	23	24	7	10	11	25	6	29	3	1	17	17	4	15	28	16	12	19	13
Def. Reb./gm	10	22	11	4	9	17	30	6	5	3	15	21	11	26	27	20	28	29	11	17	7	16	19	18	14	25	12	23	13	24
Rebounds/gm	9	27	10	16	3	12	30	2	4	7	8	26	21	17	24	15	29	25	13	5	1	20	23	6	14	28	11	18	19	22
Assists/game	10	4	20	11	14	13	27	2	24	1	3	16	15	26	21	22	5	9	12	19	25	18	8	29	23	16	7	30	28	6
Steals/game	7	18	21	27	15	30	19	28	25	1	8	9	20	5	13	22	10	12	16	23	14	24	3	6	25	17	11	4	29	2
Turnovers/gm	28	8	29	1	12	14	2	23	3	22	25	16	7	26	6	11	18	19	5	17	24	9	30	27	15	21	10	4	13	20
Blocks/gm	14	23	18	17	16	25	30	27	29	1	20	9	21	28	22	3	6	19	5	4	10	15	7	13	10	26	2	12	8	24
Pers.Fouls/gm	6	21	25	1	2	4	9	9	3	12	15	13	14	22	29	20	17	16	5	19	24	11	28	30	26	18	7	23	8	27
DQ/game	7	11	20	14	3	20	20	2	3	3	7	14	3	14	28	14	14	23	7	27	11	7	25	30	28	23	1	11	14	26

## 2016-17 STATISTICAL RANKING WITHIN LEAGUE - DEFENSIVE

	ATL	BOS	BKN	CHA	CLE	DAL	DEN	DET	GST	HOU	IND	LAC	LAL	MEM	MIA	MIL	MIN	NO	NY	OKC	ORL	PHI	PHO	POR	SAC	SA	TOR	UTA	WAS	
Points/game	10	15	29	13	6	20	4	27	7	11	26	14	12	28	3	5	9	18	17	23	16	22	24	30	25	18	2	8	1	21
FG pct.	5	9	18	15	14	16	27	29	20	1	23	10	11	30	3	7	17	28	8	13	19	25	21	26	12	22	4	6	2	24
FT pct.	16	9	15	21	11	20	18	26	25	3	23	30	17	5	2	17	12	8	4	13	6	7	19	28	29	22	14	20	1	
3-pt FG pct.	16	2	22	25	6	18	29	28	21	1	4	13	8	26	11	3	10	23	9	7	14	24	15	30	27	19	5	12	17	20
Off. Reb./gm	22	25	27	3	17	27	2	7	1	30	23	24	14	17	6	14	19	10	21	29	5	8	26	16	12	11	9	13	4	20
Def. Reb./gm	15	20	29	26	12	16	27	3	25	6	17	19	13	23	11	18	8	1	30	14	4	28	24	21	22	10	5	7	2	9
Rebounds/gm	16	25	29	22	13	20	24	4	10	14	19	21	12	23	7	15	8	2	30	26	3	28	27	18	17	9	5	6	1	11
Assists/game	19	12	16	28	23	29	5	25	21	14	27	11	17	30	3	2	26	18	20	8	7	22	13	10	4	24	6	8	1	15
Steals/game	29	17	30	2	10	8	1	22	4	28	24	20	7	26	6	5	13	18	11	15	24	16	27	21	19	23	14	3	8	12
Turnovers/gm	2	17	21	23	20	28	6	30	27	1	5	6	22	11	13	19	9	14	16	25	18	24	4	8	26	15	12	10	29	3
Blocks/gm	22	23	30	28	12	8	2	15	6	4	17	16	1	26	18	14	9	19	7	10	28	20	27	25	24	21	5	13	3	10
Pers.Fouls/gm	3	11	9	15	25	6	21	13	30	22	8	20	1	28	4	27	24	7	23	29	5	26	19	2	16	14	17	10	12	18
DQ/game	1	6	10	16	16	23	16	4	29	27	4	14	2	10	6	23	16	16	6	16	10	10	16	23	27	6	29	23	15	2

## 2016-17 NBA ATTENDANCE

TEAM	HOME ATTENDANCE			ROAD ATTENDANCE		
	G	ATT	AVG	G	ATT	AVG
Atlanta Hawks	41	654,306	15,959	41	730,479	17,817
Boston Celtics	41	760,690	18,553	41	750,843	18,313
Brooklyn Nets	41	632,608	15,429	41	727,958	17,755
Charlotte Hornets	41	710,643	17,333	41	720,119	17,564
Chicago Bulls	41	888,882	21,680	41	739,359	18,033
Cleveland Cavaliers	41	843,042	20,562	41	779,880	19,021
Dallas Mavericks	41	811,366	19,789	41	718,291	17,519
Denver Nuggets	41	605,585	14,770	41	714,236	17,420
Detroit Pistons	41	655,141	15,979	41	725,680	17,700
Golden State Warriors	41	803,436	19,596	41	779,621	19,015
Houston Rockets	41	695,903	16,973	41	743,761	18,141
Indiana Pacers	41	684,578	16,697	41	731,786	17,848
Los Angeles Clippers	41	782,609	19,088	41	733,478	17,890
Los Angeles Lakers	41	776,917	18,949	41	745,860	18,192
Memphis Grizzlies	41					

## NBA OFFICES

### NBA, NBA Entertainment, WNBA, NBA Development League

#### NEW YORK

Olympic Tower  
645 Fifth Avenue  
New York, NY 10022  
Telephone: (212) 407-8000  
Fax: (212) 832-3861

#### NEW JERSEY

100 Plaza Drive  
Secaucus, NJ 07094  
Telephone: (201) 865-1500  
Fax: (201) 974-5973

### INTERNATIONAL OFFICES

#### EUROPE

##### Headquarters - NBA EMEA

Endeavour House  
189 Shaftesbury Avenue  
London, United Kingdom WC2H 8JR  
Telephone: +44-20-7420-8900

#### SPAIN

Leganitos Street 6th Floor  
28013 Madrid, Spain  
Ignasi Castello, C0mmunications  
Telephone: +34-610-200-051

#### AFRICA

6th Floor Green Park Corner, Cnr  
West Road South and Lower Road  
Morningside 2196  
Johannesburg, South Africa  
Telephone: +27-100-072-668

#### INDIA

Tower 1, 10th Floor  
Indiabulls Finance Center  
Senapati Bapat Marg Mumbai  
Maharashtra 400013  
Telephone: +91-22-6124-6100

### LATIN AMERICA

#### BRAZIL

Av Borges de Medeiros, 633  
Sala 303 - Leblon  
Rio de Janeiro, RJ, Brazil 22430-041  
Telephone: +55-21-3206-6400  
Fax: +55-21-2586-6001

#### MEXICO

Av. Prolongacion Paseo de la Reforma  
1236, Planta baja  
Col. Desarrollo Santa Fe, CP. 05348  
Del. Cuajimalpa de Morelos,  
Ciudad de Mexico Mexico 01210

### NORTH AMERICA

#### CANADA

50 Bay Street  
Suite 1402  
Toronto, Ontario  
Canada M5J 3A5  
Telephone: (416) 682-2000  
Fax: (416) 364-0205

### ASIA/PACIFIC

#### HONG KONG

Room 3101, Lee Gardens One  
33 Hysan Avenue  
Causeway Bay, Hong Kong  
Telephone: +852-2843-9600  
Fax: +852-2536-4808

#### TAIWAN

Suite 1303, No. 88, Section 2  
Chung Hsiao East Road  
Taipei, Taiwan ROC 100  
Telephone: +886-2-2397-8000  
Fax: +886-2-2358-1098

#### PHILIPPINES

Unit 1701, World Plaza Building  
5th Avenue corner 30th Street  
Bonifacio Global City  
Taguig, 1634 Philippines  
Jandric Lim, Communications  
Cell: +63 (917) 791-9457

### CHINA—BEIJING

19th Floor, Office Tower 2,  
China Central Place,  
No. 79 Jianguo Road,  
Chaoyang District,  
Beijing 100025, China  
Telephone: +86-10-5200-8200  
Fax: +86-10-5200-8202

### CHINA—SHANGHAI

Unit 2703-08, 27/F,  
Tower 2, Plaza 66  
1366 Nanjing West Road  
Shanghai 200040, China  
Telephone: +86-21-6137-2200  
Fax: +86-21-6288-9920

## NBA G LEAGUE HEAD OFFICE & TEAM DIRECTORIES

### AGUA CALIENTE CLIPPERS OF ONTARIO

Tel: (909) 409-9090  
Arena: Citizens Business Bank Arena  
Media Relations Contact: TBD  
Website: TBD  
NBA Affiliation: LA Clippers

### AUSTIN SPURS

13581 Pond Springs Road, Suite 108,  
Austin, TX 78729  
Tel: (512) 236-8333; Fax: (512) 236-8444  
Arena: H-E-B Center at Cedar Park  
Media Relations Contact: Perri Travillion  
(ptravillion@attcenter.com)  
Website: www.austinspurs.com  
NBA Affiliation: San Antonio

### CANTON CHARGE

1101 Market Avenue North; Canton, OH 44702  
Tel: (866) 444-1944; Fax: (330) 489-1703  
Arena: Canton Memorial Civic Center  
Media Relations Contact: Sean Wyatt  
(swyatt@cantoncharge.com)  
Website: www.cantoncharge.com  
NBA Affiliation: Cleveland

### DELAWARE 87ERS

300 Martin Luther King Blvd, Ste. 200;  
Wilmington, DE 19801  
Tel: (302) 504-7587; Fax: (302)351-5370  
Arena: Bob Carpenter Center  
Media Relations Contact: Amanda Janczak  
(amandajanczak@sevens.com)  
Website: www.sevens.com  
NBA Affiliation: Philadelphia

### ERIE BAYHAWKS

110 East 8th Street; Erie, PA 16501  
Tel: (814) 790-5600; Fax: (814) 790-5608  
Arena: Erie Insurance Arena  
Media Relations Contact: Billy Hartman  
(billyhartman@nbaerie.com)  
Website: www.nbaerie.com  
NBA Affiliation: Atlanta

### FORT WAYNE MAD ANTS

1910 St. Joe Center Rd, Suite 61;  
Fort Wayne, IN 46825  
Tel: (260) 469-4667; Fax: (260) 469-4674  
Arena: Allen County War Memorial Coliseum  
Media Relations Contact: Ryan Stevens  
(rstevens@ftwaynemadants.com)  
Website: www.ftwaynemadants.com  
NBA Affiliation: Indiana

### GRAND RAPIDS DRIVE

40 Monroe Center NW, Ste 11;  
Grand Rapids MI 49503  
Tel: (844) 473-7483  
Arena: DeltaPlex Arena  
Media Relations Contact: Sarah Parfet Jbara  
(spj@nbagranderapids.com)  
Website: www.nbagranderapids.com  
NBA Affiliation: Detroit

### GREENSBORO SWARM

2411 West Gate City Blvd.;  
Greensboro, NC 27403  
Tel: (336) 907-3600  
Arena: Fieldhouse at the Greensboro Coliseum  
Complex  
Media Relations Contact: TBD  
Website: www.gsoswarm.com  
NBA Affiliation: Charlotte

### IOWA WOLVES

730 3rd Street; Des Moines, Iowa 50309  
Tel: (515) 564-8550; Fax: (515) 564-8551  
Arena: Wells Fargo Arena  
Media Relations Contact: Seth Nutting  
(seth.nutting@iawolves.com)  
Website: www.iawolves.com  
NBA Affiliation: Minnesota

### LAKELAND MAGIC

701 West Lime Street, Lakeland, FL 33815  
Tel: (863) 825-3258; Fax: (863) 825-3279  
Arena: RP Funding Center  
Media Relations Contact: Ashley Foss  
(afoss@lakelandmagic.com)  
Website: www.lakelandmagic.com  
NBA Affiliation: Orlando

### LONG ISLAND NETS

168 39th Street, 8th Floor; Brooklyn, NY 11232  
Tel: (718) 215-2299; Fax: (718) 522-3544  
Arena: NYCB Live's Nassau Coliseum  
Media Relations Contact: Megan Walsh  
(mwalsh@brooklynnets.com)  
Website: www.longislandnets.com  
NBA Affiliation: Brooklyn

### MAINE RED CLAWS

550 Forest Avenue; Portland, ME 04012  
Tel: (207) 210-6655; Fax: (207) 210-6659  
Arena: Portland Exposition Building  
Media Relations Contact: Evans Boston  
(eboston@maineredclaws.com)  
Website: www.maineredclaws.com  
NBA Affiliation: Boston

### MEMPHIS HUSTLE

191 Beale Street; Memphis, TN 38103  
Tel: (901) 205-1234; Fax: (901) 205-1244  
Arena: Landers Center  
Media Relations Contact: Geoffrey Langham  
(glangham@grizzlies.com)  
Website: www.memphishustle.com  
NBA Affiliation: Memphis

### NORTHERN ARIZONA SUNS

3201 N. Main Street; Prescott Valley, AZ 86314  
Tel: (928) 772-7867  
Arena: Prescott Valley Event Center  
Media Relations Contact: Jake Withee  
(jwithee@nazsuns.com)  
Website: www.nazsuns.com  
NBA Affiliation: Phoenix

### OKLAHOMA CITY BLUE

208 Thunder Drive, Oklahoma City, OK 73102  
Tel: (405) 208-4800; Fax: (405) 429-7900  
Arena: Cox Convention Center  
Media Relations Contact: Laila Wani  
(lwani@okcthunder.com)  
Website: www.oklahomacityblue.com  
NBA Affiliation: Oklahoma City

### RAPTORS 905

5600 Rose Cherry Place;  
Mississauga, ON L4Z4B6  
Tel: (416) 815-5600 Fax: (416) 357-9205  
Arena: Hershey Centre  
Media Relations Contact: Stefano Toniutti  
(stefano.toniutti@mlse.com)  
Website: www.raptors905.com  
NBA Affiliation: Toronto

### RENO BIGHORNS

50 West Liberty Street, Ste. 201; Reno, NV 89501  
Tel: (775) 853-8200  
Arena: Reno Event Center  
Media Relations Contact: Kyle Jones  
(kjones@renobighorns.com)  
Website: www.renobighorns.com  
NBA Affiliation: Sacramento

### RIO GRANDE VALLEY VIPERS

4500 North 10th Street, Suite 315;  
McAllen, TX 78504  
Tel: (956) 972-1144; Fax: (956) 972-1150  
Arena: State Farm Arena  
Media Relations Contact: Anwar Chagollan  
(anwar@rgvfc.com)  
Website: www.rgvipers.com  
NBA Affiliation: Houston

### SALT LAKE CITY STARS

301 West South Temple; Salt Lake City, UT 84101  
Tel: (801) 325-2500  
Arena: Lifetime Activities Center - Bruin Arena  
Media Relations: Gina Calvert  
(gina.calvert@slcstars.com)  
NBA Affiliation: Utah

### SANTA CRUZ WARRIORS

903 Pacific Avenue, Suite 101;  
Santa Cruz, CA 95060  
Tel: (831) 731-4396; Fax: (831) 466-3201  
Arena: Kaiser Permanente Arena  
Media Relations Contact: Massimo Degaudenzi  
(massimo@santacruzbasketball.com)  
Website: www.santacruzbasketball.com  
NBA Affiliation: Golden State

### SIOUX FALLS SKYFORCE

2131 South Minnesota Ave;  
Sioux Falls, SD 57105  
Tel: (605) 332-0605; Fax: (605) 332-2305  
Arena: Sanford Pentagon  
Media Relations Contact: Matt Dykstra  
(madykstra@skyforceonline.com)  
Website: www.skyforceonline.com  
NBA Affiliation: Miami

### SOUTH BAY LAKERS

2275 E. Mariposa Ave.; El Segundo, CA 90245  
Tel: (310) 426-6000; Fax: (310) 426-6031  
Arena: Toyota Sports Center  
Media Relations Contact: Noah Camarena  
(ncamarena@sb-lakers.com)  
Website: www.sblakers.com  
NBA Affiliation: Los Angeles Lakers

### TEXAS LEGENDS

2601 Avenue of the Stars, Suite 300;  
Frisco, TX 75034  
Tel: (214) 469-0822; Fax: (214) 469-0823  
Arena: Dr. Pepper Arena  
Media Relations Contact: Britney Wynn  
(bwyynn@texlegends.com)  
Website: www.texlegends.com  
NBA Affiliation: Dallas

### WESTCHESTER KNICKS

198 Central Ave.; White Plains, NY 10606  
Tel: (914) 559-6888  
Arena: Westchester County Center  
Media Relations Contact: Katie Hatch  
(katie.hatch@msg.com)  
Website: www.westchesterknicks.com  
NBA Affiliation: New York

### WINDY CITY BULLS

5333 Prairie Stone Parkway;  
Hoffman Estates, IL 60192  
Tel: (847) 396-7070  
Arena: Sears Centre Arena  
Media Relations Contact: Shannon Jones  
(sjones@bulls.com)  
Website: www.windycitybulls.com  
NBA Affiliation: Chicago

### WISCONSIN HERD

549 High Avenue; Oshkosh, WI 54901  
Tel: (920) 233-4374; Fax: (920) 744-0238  
Arena: Oshkosh Arena  
Media Relations Contact: Mallory Steinberg  
(msteinberg@wisconsinherd.com)  
Website: www.wisconsinherd.com  
NBA Affiliation: Milwaukee

## 2016-17 NBA OFFICIATING STAFF

3	Buchert, Nick	35	Goldenberg, Jason	<b>Non-Staff Officials:</b>	
4	Wright, Sean	36	Barnaky, Brent	43	Myers, Matt
5	Fitzgerald, Kane	37	Dalen, Eric	53	Richardson, Randy
6	Brown, Tony	38	Smith, Michael	54	Acosta, Ray
7	Holtkamp, Lauren	39	Ford, Tyler	62	DeRosa, JB
8	Davis, Marc	40	Wood, Leon	67	Adair, Brandon
9	Stafford, Derrick	41	Mauer, Ken	70	Ransom, Phenizee
10	Garretson, Ron	42	Lewis, Eric	76	Voyard-Tadal, Vladimir
11	Collins, Derrick	44	Nansel, Brett		
12	Washington, CJ	45	Forte, Brian		
13	McCutchen, Monty	46	Taylor, Ben		
14	Malloy, Ed	47	Adams, Bennie		
15	Zarba, Zach	48	Foster, Scott		
16	Guthrie, David	49	Washington, Tom		
17	Sterling, Jonathan	50	Petratis, Gediminas		
18	Boland, Matt	51	Smith, Aaron		
19	Capers, James	52	Twardoski, Scott		
20	Richardson, Leroy	55	Kennedy, Bill		
21	Taylor, Dedic	56	Ayotte, Mark		
22	Spooner, Bill	58	Tiven, Josh		
23	Phillips, Jason	59	Zielinski, Gary		
24	Callahan, Mike	60	Williams, James		
25	Brothers, Tony	61	Kirkland, Courtney		
26	Fraher, Pat	63	Richardson, Derek		
27	Ervin, Mitchell	64	Van Duyn, Justin		
28	Scott, Kevin	66	Workman, Haywood		
29	Lindsay, Mark	68	Goble, Jacyn		
30	Goble, John	71	Mott, Rodney		
31	Wall, Scott	72	Orr, J.T.		
32	Kogut, Marat	73	Maddox, Tre		
33	Corbin, Sean	74	Blair, Curtis		
34	Cutler, Kevin	77	Lane, Karl		



## FINAL 2016-17 NBA DEVELOPMENT & LEAGUE STANDINGS

	HOME	AWAY			
Atlantic	W-L	W-L	W-L	Pct	Gb
y-Maine Red Claws	29-21	15-10	14-11	0.580	0.0
Delaware 87ers	26-24	15-10	11-14	0.520	3.0
Westchester Knicks	19-31	12-13	7-18	0.38	10.
Greensboro Swarm	19-31	13-12	6-19	0.38	10.0
Long Island Nets	17-33	10-15	7-18	0.340	12.0
Erie BayHawks	14-36	9-16	5-20	0.280	15.0

	HOME	AWAY			
Central	W-L	W-L	W-L	Pct	Gb
z-Raptors 905	39-11	18-7	21-4	0.78	0.0
x-Fort Wayne Mad Ants	30-20	16-9	14-11	0.600	9.0
x-Canton Charge	29-21	17-8	12-13	0.580	10.0
Grand Rapids Drive	26-24	15-10	11-14	0.520	13.0
Windy City Bulls	23-27	15-10	8-17	0.460	16.0

	HOME	AWAY			
Pacific	W-L	W-L	W-L	Pct	Gb
y-Los Angeles D-Fenders	34-16	16-9	18-7	0.680	0.0
x-Santa Cruz Warriors	31-19	18-7	13-12	0.620	3.0
Northern Arizona Suns	22-28	14-11	8-17	0.440	12.0
Reno Bighorns	21-29	12-13	9-16	0.420	13.0
Salt Lake City Stars	14-36	7-18	7-18	0.280	20.0

	HOME	AWAY			
Western	W-L	W-L	W-L	Pct	Gb
y-Oklahoma City Blue	34-16	19-6	15-10	0.680	0.0
x-Rio Grande Valley Vipers	32-18	19-6	13-12	0.640	2.0
Sioux Falls Skyforce	29-21	16-9	13-12	0.580	5.0
Austin Spurs	25-25	13-12	12-13	0.500	9.0
Texas Legends	25-25	14-11	11-14	0.500	9.0
<b>Iowa Energy</b>	<b>12-38</b>	<b>6-19</b>	<b>6-19</b>	<b>0.240</b>	<b>22.0</b>

x - Clinched Playoff Berth  
y - Clinched Division

## 2017 POSTSEASON RESULTS

### FINALS

**Raptors 905 2, Rio Grande Valley Vipers 1**  
Sunday, April 23 – RGV 119, Raptors 905 106  
Tuesday, April 25 – Raptors 905 95, RGV 85  
Thursday, April 27 – Raptors 905 122, RGV 96

### SEMI-FINALS

**Raptors 905 2, Maine Red Claws 0**  
Sunday, April 16 – Raptors 905 109, Maine 84  
Wednesday, April 19 – Raptors 905 103, Maine 88

**Rio Grande Valley Vipers 2, Oklahoma City Blue 1**  
Thursday, April 13 – Oklahoma City 112, RGV 108  
Sunday, April 16 – RGV 118, Oklahoma City 105  
Wednesday, April 19 – RGV 114, Oklahoma City 102

### QUARTER-FINALS

**Raptors 905 2, Canton Charge 0**  
Wednesday, April 5 – Raptors 905 112, Canton 107  
Saturday, April 8 – Raptors 905 108, Canton 90

**Maine Red Claws 2, Fort Wayne Mad Ants 1**  
Tuesday, April 4 – Maine 110, Fort Wayne 106 (OT)  
Monday, April 10 – Fort Wayne 111, Maine 110  
Wednesday, April 12 – Maine 124, Fort Wayne 119

**Rio Grande Valley Vipers 2, Los Angeles D-Fenders 1**  
Thursday, April 6 – RGV 124, Los Angeles 116 (OT)  
Saturday, April 8 – Los Angeles 126, RGV 124  
Tuesday, April 12 – RGV 140, Los Angeles 127

**Oklahoma City Blue 2, Santa Cruz Warriors 1**  
Wednesday, April 5 – Santa Cruz 121, Oklahoma City 120  
Saturday, April 8 – Oklahoma City 131, Santa Cruz 117  
Monday, April 10 – Oklahoma City 124, Santa Cruz 104

## MEMPHIS HUSTLE

### 2017-18 SEASON

On January 24, 2017, the Memphis Grizzlies and the NBA G League announced that the Grizzlies acquired the right to own and operate an expansion team that will begin play for the 2017-18 season. With the purchase, the Grizzlies became the 19th NBA team to own and operate a NBA G League affiliate, while the league grows to 26 teams. On June 1, the Grizzlies unveiled their NBA G League team name and logo, The Memphis Hustle. Led by head coach Glynn Cyprien, the Hustle will practice at the Built Ford Tough Training Facility at FedExForum and play 23 home games at the 8,400-seat Landers Center, located 20 miles south of Memphis in Southaven, Miss., with one game being played at FedExForum.

The Grizzlies' prior partnership with a NBA G League team (Iowa Energy) was a critical part of the team's player development initiatives. This season, the Grizzlies suited up former Energy standouts James Ennis III, Jarrell Martin and Andrew Harrison. Ennis and Martin played 24 and 29 games with Iowa in 2015-16, respectively, before becoming regular rotation players for the New Orleans Pelicans and Grizzlies later in the season. Harrison, a 2015 second round pick of the Phoenix Suns whose draft rights were acquired by Memphis, signed a multi-year contract with the Grizzlies in 2016 after showing continued improvement in 46 games in 2016-17, as a member of the Energy. Harrison averaged 5.9 points, 1.9 rebounds and 2.8 assists in 72 games (18 starts). During the partnership, the Memphis Grizzlies assigned eight total players for development or rehabilitation, including Wade Baldwin IV, Deyonta Davis, James Ennis III and Jarrell Martin. In total, eight players on the Grizzlies' 2017 playoff roster had NBA G League experience, while assistant coach Nick Van Exel served as an NBA G League head coach during the 2015-16 season.

On July 1, the Grizzlies signed Kobi Simmons to the first two-way contract in franchise history. Subsequently, the Grizzlies signed Vince Hunter, who spent part of the 2016 preseason with Memphis in addition to the last two NBA Summer Leagues, to their second two-way contract on September 11. One of the major changes in the newest collective bargaining agreement, two-way contracts will act as a 16th and 17th roster spot for NBA teams beginning this season. The player can spend up to 45 days with the NBA team that signs him, although no time is guaranteed. The rest of the player's contract must be spent in the NBA G League.



## 2016-17 NBA AWARD WINNERS

### Most Valuable Player

Russell Westbrook, Oklahoma City Thunder

### Defensive Player of the Year

Draymond Green, Golden State Warriors

### Rookie of the Year

Malcolm Brogdon, Milwaukee Bucks

### Sixth Man of the Year

Eric Gordon, Houston Rockets

### Most Improved Player

Giannis Antetokounmpo, Milwaukee Bucks

### Coach of the Year

Mike D'Antoni, Houston Rockets

### Sportsmanship Award

Kemba Walker, Charlotte Hornets

### J. Walter Kennedy Citizenship Award

LeBron James, Cleveland Cavaliers

### Twyman-Stokes Teammate of the Year

Dirk Nowitzki, Dallas Mavericks

### Executive of the Year

Bob Myers, Golden State Warriors

### Bill Russell Finals MVP

Kevin Durant, Golden State Warriors

### All-Star Game MVP

Anthony Davis, New Orleans Pelicans

### All-NBA First Team

F LeBron James, Miami Heat  
F Kawhi Leonard, San Antonio Spurs  
C Anthony Davis, New Orleans Pelicans  
G James Harden, Houston Rockets  
G Russell Westbrook, Oklahoma City Thunder

### All-NBA Second Team

F Kevin Durant, Oklahoma City Thunder  
F Giannis Antetokounmpo, Milwaukee Bucks  
C Rudy Gobert, Utah Jazz  
G Stephen Curry, Golden State Warriors  
G Isaiah Thomas, Boston Celtics

### All-NBA Third Team

F Jimmy Butler, Chicago Bulls  
F Draymond Green, Golden State Warriors  
C DeAndre Jordan, Los Angeles Clippers  
G DeMar DeRozan, Toronto Raptors  
G John Wall, Washington Wizards

### NBA All-Defensive First Team

F Kawhi Leonard, San Antonio Spurs  
F Draymond Green, Golden State Warriors  
C Rudy Gobert, Utah Jazz  
G Patrick Beverley, Houston Rockets  
G Chris Paul, Los Angeles Clippers

### NBA All-Defensive Second Team

F Andre Roberson, Oklahoma City Thunder  
F Giannis Antetokounmpo, Milwaukee Bucks  
C Anthony Davis, New Orleans Pelicans  
**G Tony Allen, Memphis Grizzlies**  
G Danny Green, San Antonio Spurs

### All-Rookie First Team

Malcolm Brogdon, Milwaukee Bucks  
Dario Saric, Philadelphia 76ers  
Joel Embiid, Philadelphia 76ers  
Buddy Hield, Sacramento Kings  
Willie Herrngomez, New York Knicks

### All-Rookie Second Team

Jamal Murray, Denver Nuggets  
Jaylen Brown, Boston Celtics  
Marquese Chriss, Phoenix Suns  
Brandon Ingram, Los Angeles Lakers  
Yogi Ferrell, Dallas Mavericks

## ALL-TIME AWARD WINNERS

### Most Valuable Player (Maurice Podoloff Trophy)

(Selected by vote of NBA players until 1979-80; by writers and broadcasters since 1980-81)

Year	Player, Team	Year	Player, Team
1955-56	Bob Pettit, St. Louis	1986-87	Magic Johnson, L.A. Lakers
1956-57	Bob Cousy, Boston	1987-88	Michael Jordan, Chicago
1957-58	Bill Russell, Boston	1988-89	Magic Johnson, L.A. Lakers
1958-59	Bob Pettit, St. Louis	1989-90	Magic Johnson, L.A. Lakers
1959-60	Wilt Chamberlain, Philadelphia	1990-91	Michael Jordan, Chicago
1960-61	Bill Russell, Boston	1991-92	Michael Jordan, Chicago
1961-62	Bill Russell, Boston	1992-93	Charles Barkley, Phoenix
1962-63	Bill Russell, Boston	1993-94	Hakeem Olajuwon, Houston
1963-64	Oscar Robertson, Cincinnati	1994-95	David Robinson, San Antonio
1964-65	Bill Russell, Boston	1995-96	Michael Jordan, Chicago
1965-66	Wilt Chamberlain, Philadelphia	1996-97	Karl Malone, Utah
1966-67	Wilt Chamberlain, Philadelphia	1997-98	Michael Jordan, Chicago
1967-68	Wilt Chamberlain, Philadelphia	1998-99	Karl Malone, Utah
1968-69	Wes Unseld, Baltimore	1999-00	Shaquille O'Neal, L.A. Lakers
1969-70	Willis Reed, New York	2000-01	Allen Iverson, Philadelphia
1970-71	Kareem Abdul-Jabbar, Milwaukee	2001-02	Tim Duncan, San Antonio
1971-72	Kareem Abdul-Jabbar, Milwaukee	2002-03	Tim Duncan, San Antonio
1972-73	Dave Cowens, Boston	2003-04	Kevin Garnett, Minnesota
1973-74	Kareem Abdul-Jabbar, Milwaukee	2004-05	Steve Nash, Phoenix
1974-75	Bob McAdoo, Buffalo	2005-06	Steve Nash, Phoenix
1975-76	Kareem Abdul-Jabbar, L.A. Lakers	2006-07	Dirk Nowitzki, Dallas
1976-77	Kareem Abdul-Jabbar, L.A. Lakers	2007-08	Kobe Bryant, L.A. Lakers
1977-78	Bill Walton, Portland	2008-09	LeBron James, Cleveland
1978-79	Moses Malone, Houston	2009-10	LeBron James, Cleveland
1979-80	Kareem Abdul-Jabbar, L.A. Lakers	2010-11	Derrick Rose, Chicago
1980-81	Julius Erving, Philadelphia	2011-12	LeBron James, Miami
1981-82	Moses Malone, Houston	2012-13	LeBron James, Miami
1982-83	Moses Malone, Philadelphia	2013-14	Kevin Durant, Oklahoma City
1983-84	Larry Bird, Boston	2014-15	Stephen Curry, Golden State
1984-85	Larry Bird, Boston	2015-16	Stephen Curry, Golden State
1985-86	Larry Bird, Boston	2016-17	Russell Westbrook, Oklahoma City

### NBA Coach Of The Year (Red Auerbach Trophy)

(Selected by writers and broadcasters)

Year	Coach, Team	Year	Coach, Team
1962-63	Harry Gallatin, St. Louis	1990-91	Don Chaney, Houston
1963-64	Alex Hannum, San Francisco	1991-92	Don Nelson, Golden State
1964-65	Red Auerbach, Boston	1992-93	Pat Riley, New York
1965-66	Dolph Schayes, Philadelphia	1993-94	Lenny Wilkens, Atlanta
1966-67	Johnny Kerr, Chicago	1994-95	Del Harris, L.A. Lakers
1967-68	Richie Guerin, St. Louis	1995-96	Phil Jackson, Chicago
1968-69	Gene Shue, Baltimore	1996-97	Pat Riley, Miami
1969-70	Red Holzman, New York	1997-98	Larry Bird, Indiana
1970-71	Dick Motta, Chicago	1998-99	Mike Dunleavy, Portland
1971-72	Bill Sharman, L.A. Lakers	1999-00	Glenn "Doc" Rivers, Orlando
1972-73	Tom Heinsohn, Boston	2000-01	Larry Brown, Philadelphia
1973-74	Ray Scott, Detroit	2001-02	Rick Carlisle, Detroit
1974-75	Phil Johnson, K.C./Omaha	2002-03	Gregg Popovich, San Antonio
1975-76	Bill Fitch, Cleveland	<b>2003-04</b>	<b>Hubie Brown, Memphis</b>
1976-77	Tom Nissalke, Houston	2004-05	Mike D'Antoni, Phoenix
1977-78	Hubie Brown, Atlanta	2005-06	Avery Johnson, Dallas
1978-79	Cotton Fitzsimmons, Kansas City	2006-07	Sam Mitchell, Toronto
1979-80	Bill Fitch, Boston	2007-08	Byron Scott, New Orleans
1980-81	Jack McKinney, Indiana	2008-09	Mike Brown, Cleveland
1981-82	Gene Shue, Washington	2009-10	Scott Brooks, Oklahoma City
1982-83	Don Nelson, Milwaukee	2010-11	Tom Thibodeau, Chicago
1983-84	Frank Layden, Utah	2011-12	Gregg Popovich, San Antonio
1984-85	Don Nelson, Milwaukee	2012-13	George Karl, Denver
1985-86	Mike Fratello, Atlanta	2013-14	Gregg Popovich, San Antonio
1986-87	Mike Schuler, Portland	2014-15	Mike Budenholzer, Atlanta
1987-88	Doug Moe, Denver	2015-16	Steve Kerr, Golden State
1988-89	Cotton Fitzsimmons, Phoenix	2016-17	Mike D'Antoni, Houston
1989-90	Pat Riley, L.A. Lakers		



ROOKIE OF THE YEAR (Eddie Gottlieb Trophy)

(Selected by writers and broadcasters)

Table with 3 columns: Year, Player, Team. Lists rookies from 1952-53 to 1984-85, including players like Don Meineke, Ray Felix, Bob Pettit, and Pau Gasol.

MOST IMPROVED PLAYER

(Selected by writers and broadcasters)

Table with 3 columns: Year, Player, Team. Lists improved players from 1985-86 to 2001-01, including Alvin Robertson, Dale Ellis, and Tracy McGrady.

NBA DEFENSIVE PLAYER OF THE YEAR

(Selected by writers and broadcasters)

Table with 6 columns: Year, Player, Team, Year, Player, Team. Lists defensive players from 1982-83 to 1993-94, including Sidney Moncrief, Mark Eaton, and Marc Gasol.

NBA EXECUTIVE OF THE YEAR

(Selected by NBA Executives and The Sporting News)

Table with 6 columns: Year, Executive, Team, Year, Executive, Team. Lists executives from 1972-73 to 1988-89, including Joe Axelson, Bob Bass, and Jerry West.

J. WALTER KENNEDY CITIZENSHIP AWARD

(Selected by the Pro Basketball Writers Association)

Table with 4 columns: Year, Player, Team, Year, Player, Team. Lists citizenship award winners from 1975-76 to 1995-96, including Slick Watts, Wes Unseld, and LeBron James.





# NBA

### NBA SIXTH MAN AWARD

(Selected by writers and broadcasters)

Year	Player, Team
1982-83	Bobby Jones, Philadelphia
1983-84	Kevin McHale, Boston
1984-85	Kevin McHale, Boston
1985-86	Bill Walton, Boston
1986-87	Ricky Pierce, Milwaukee
1987-88	Roy Tarpley, Dallas
1988-89	Eddie Johnson, Phoenix
1989-90	Ricky Pierce, Milwaukee
1990-91	Detlef Schrempf, Indiana
1991-92	Detlef Schrempf, Indiana
1992-93	Clifford Robinson, Portland
1993-94	Dell Curry, Charlotte
1994-95	Anthony Mason, New York
1995-96	Toni Kukoc, Chicago
1996-97	John Starks, New York
1997-98	Danny Manning, Phoenix
1998-99	Darrell Armstrong, Orlando
1999-00	Rodney Rogers, Phoenix

Year	Player, Team
2000-01	Aaron McKie, Philadelphia
2001-02	Corliss Williamson, Detroit
2002-03	Bobby Jackson, Sacramento
2003-04	Antawn Jamison, Dallas
2004-05	Ben Gordon, Chicago
<b>2005-06</b>	<b>Mike Miller, Memphis</b>
2006-07	Leandro Barbosa, Phoenix
2007-08	Manu Ginobili, San Antonio
2008-09	Jason Terry, Dallas
2009-10	Jamal Crawford, Atlanta
2010-11	Lamar Odom, L.A. Lakers
2011-12	James Harden, Oklahoma City
2012-13	J.R. Smith, New York
2013-14	Jamal Crawford, L.A. Clippers
2014-15	Lou Williams, Toronto
2015-16	Jamal Crawford, L.A. Clippers
2016-17	Eric Gordon, Houston

### NBA SPORTSMANSHIP AWARD


(Selected by writers and broadcasters)

Year	Player, Team
1995-96	Joe Dumars, Detroit
1996-97	Terrell Brandon, Cleveland
1997-98	Avery Johnson, San Antonio
1998-99	Hersey Hawkins, Seattle
1999-2000	Eric Snow, Philadelphia
2000-01	David Robinson, San Antonio
2001-02	Steve Smith, San Antonio
2002-03	Ray Allen, Seattle
2003-04	P.J. Brown, New Orleans
2004-05	Grant Hill, Orlando
2005-06	Eltan Brand, L.A. Clippers
2006-07	Luol Deng, Chicago
2007-08	Grant Hill, Phoenix
2008-09	Chauncey Billups, Denver
2009-10	Grant Hill, Phoenix
2010-11	Stephen Curry, Golden State
2011-12	Jason Kidd, Dallas
2012-13	Jason Kidd, New York
<b>2013-14</b>	<b>Mike Conley, Memphis</b>
2014-15	Kyle Korver, Atlanta
<b>2015-16</b>	<b>Mike Conley, Memphis</b>
2016-17	Kemba Walker, Charlotte

### TWYMAN-STOKES TEAMMATE OF THE YEAR

(Selected by writers and broadcasters)

Year	Player, Team
2012-13	Chauncey Billups, L.A. Clippers
2013-14	Shane Battier, Miami
2014-15	Tim Duncan, San Antonio
<b>2015-16</b>	<b>Vince Carter, Memphis</b>
2016-17	Dirk Nowitzki, Dallas



# FEDEXFORUM



FedExForum is celebrating its 14th season in the heart of downtown Memphis.

Now celebrating its 14th season in the heart of the Mid-South, FedExForum has come to be known as one of the premier arenas in the NBA and in North America. It is home to the NBA's Memphis Grizzlies and the University of Memphis Tigers men's basketball team, and in the decade since FedExForum opened, the arena has presented 10 NBA Playoff series, including the 2013 NBA Western Conference Finals, and hosted major basketball tournaments such as the 2009, 2014 and 2017 NCAA Regional Men's Basketball Tournaments, the inaugural 2014 American Athletic Conference Men's Basketball Tournament, the 2010 NCAA South Regional Women's Division I Basketball Tournament and six Conference USA Men's Basketball Tournaments (2005-09, 2012).

Last season, FedExForum saw another strong year, hosting over 100 arena events and over 100 private meeting events that took advantage of some of the unique meeting and function spaces throughout the arena. The professional operation at FedExForum has resulted in it being named one of three finalists for the International Association of Venue Managers (IAVM) Venue Excellence Award in the category of arenas in July 2012. FedExForum's 13th season looks like another great year with exciting new events coming to Memphis!

FedExForum has already played host to many concerts of chart-topping stars including: AC/DC, Alicia Keys, Billy Joel, Blake Shelton, Bon Jovi, Bruno Mars, Carrie Underwood, Elton John, Eric Church, Eric Clapton, Foo Fighters, Garth Brooks, George Strait, Janet Jackson, John Mayer, Journey, Justin Bieber, Justin Timberlake, Katy Perry, Kenny Chesney, Kid Rock, Michael Bubl , Tom Petty and the Heartbreakers, Luke Bryan, Miley Cyrus, Paul McCartney, Pearl Jam, Red Hot Chili Peppers, the Rolling Stones, Taylor Swift, Tim McGraw and Faith Hill, Chainsmokers, Panic! At The Disco, 21 Pilots and Usher among other A-List acts that have played FedExForum.

In addition, Memphis and FedExForum have become a premier location for major boxing events having already hosted seven World Championship Boxing events, four concert rehearsals and tour openings as well as many major family shows like the Ringling Bros. and Barnum and Bailey Circus, Disney on Ice, Monster Jam and Motocross, World Wrestling Entertainment, Cirque

du Soleil and Professional Bull Riders. FedExForum also helped lead the initiative to legalize mixed martial arts in the state of Tennessee, leading to UFC 107 being held at FedExForum in December 2009.

FedExForum has become more than just an arena. It has achieved the goals set by Grizzlies ownership, management and community leaders and has become the new front porch for Memphis, a place where people can come together.

Since the \$250 million arena opened on time and on budget in September 2004, millions of fans have enjoyed a basketball game, concert or event at FedExForum. Additionally, FedExForum has become synonymous with unprecedented "Fans First" service, a principle which helped lead the Grizzlies and FedExForum being ranked as the best overall professional sports franchise in North America in ESPN The Magazine's 2013 Ultimate Standings, a composite ranking of all 122 franchises across the four major professional sports in North America (MLB, NBA, NFL, NHL).

So what is it about FedExForum that has the city, the NBA and fans buzzing? Upon entering the arena through the Grand Lobby, fans can get a first-hand look at the Built Ford Tough Training Facility, the official in-house practice facility of the Grizzlies, and the expanded Bud Light Bar and Grill, where fans can grab a quick bite while getting an in-person look at the Grizzlies LIVE! pregame, halftime and postgame shows. The FedEx Hub, completely renovated and brought into the digital age, is featured on the Plaza Level, one of five seating levels in the arena. Wide concourses and Methodist Healthcare stair areas allow fans to navigate these levels to see the best Memphis has to offer.

For expedited service, there are over 100 points of sale for concessions throughout FedExForum. In addition, there are four full-service restaurants, with three offering service to Premium Seat Holders including: The Draft Room on the Pinnacle Level overlooking the court; Blue Note Lounge, where fans can get a cocktail and a light meal before or during the game and enjoy the standing ledge; and the Floor Seat Lounge, where floor seat holders can watch the Grizzlies run onto the court from the locker room. In addition, there is also an exclusive Courtside Club near the Grizzlies tunnel and Legends Lounge overlooking Beale Street. Each of these spaces is also available to rent for private functions during non-game or event times.

All food in FedExForum is provided by Levy Restaurants, the leader in sports and entertainment venue dining, and fans experience selection and quality beyond anything they've ever had at a sporting event. From Memphis favorites such as Charlie Vergos' Rendezvous BBQ, Rock'N Dough Pizza, Karrington Kreations, IPOP Gourmet Popcorn, Kool Kidz Sno Konez and Dippin' Dots, to new Levy concepts like B.C. Burgers or Memphis Burrito Co., all fans can find something to satisfy their appetite.

In June 2015, the Grizzlies announced a new partnership with FanDuel, the global leader in one-day fantasy sports. This fully integrated marketing alliance made FanDuel the exclusive and official Daily Fantasy Gaming Partner of the Grizzlies and saw the addition of the FanDuel Ledge in a uniquely and specifically re-designed section of the arena bowl to create an interactive and immersive experience for fans.

Designed by Daktronics, the newly installed center-hung videoboard, measuring 16.5 feet high and 145.5 feet in diameter, provides fans with continuous 360-degree live video, instant replays and information on 24 large digital full-color displays. The new videoboard system consists of nearly 2,700 square feet and more than 5.8 million LEDs. Four additional video displays, measuring 20 feet by 37.5 feet, are featured on each corner of the arena bowl. FedExForum features



Garth Brooks



Chainsmokers





# FEDEXFORUM

one of the largest corner video displays in the NBA and is one of nine NBA arenas using corner displays.

To complement the center-hung videoboard, additional LED displays are prominently featured around the seating bowl. One 360-degree ring of light encircles the entire seating bowl, mounted on the Terrace Level fascia. A second large display curves 270 degrees around the Pinnacle Level fascia. The four LED rings comprise one of the largest amounts of linear feet of LED in any arena in the United States. FedExForum is also equipped with a high-tech sound system, as well as acoustic technology, making the sound in the arena crystal clear, and a state-of-the-art wi-fi network powered by Ubiquiti.

Fans also can get in the game with the latest NIKE Grizzlies gear in the Grizzlies Den team store, located in the Grand Lobby and at several merchandise stands throughout FedExForum. The store is also open on non-game days from 10 a.m.-5 p.m. Monday-Friday and 10 a.m.-4 p.m. on Saturday. Playoff hours are 9 a.m.-6 p.m. Monday-Friday and 9 a.m.-5 p.m. on Saturday. The team store can be reached by phone at (901) 205-1551.

One of the most unique features of FedExForum is the music theme that is prevalent throughout the arena. Luxury Suite holders have their name engraved on a record outside their suite, and lyric sheets from famous Memphis songs appear prominently on the walls. Concessions and restaurants are named with uniquely Memphis music themes and areas of the arena concourses are divided into sponsored zones highlighting musical genres like Rock 'n' Roll, the Blues, Gospel, Memphis Music Today and more.

FedExForum is also home to the Rock 'n' Soul Museum on the street level of the administration building. The Rock 'n' Soul Museum traces the roots of rock and roll and soul music in Memphis, offering visitors a self-guided tour of Memphis music from



## FEDEXFORUM/MEDIA FAQS:

### 1. Where is the media entrance located?

Media should enter the building on the Southeast corner of Fourth Street and Dr. Martin Luther King Jr. Avenue (Media/Staff Entrance). All bags will be subject to search upon entry into FedExForum.

### 2. Where is the media parking?

Media Parking is available in the FedExForum surface lot located on Dr. Martin Luther King Jr. Avenue between B.B. King Blvd. and Fourth Street.

### 3. Where do I enter to go to the Built Ford Tough Training Facility?

Media should enter through the Staff/Media Entrance at Fourth Street and Dr. Martin Luther King Jr. Avenue.

### 4. Where are the locker rooms located?

All locker rooms are located on the Event Level with the Media Suite strategically located on the East side between all the locker rooms.

Memphis Grizzlies – Southeast  
Visiting Team – Northeast

### 5. Where are the media dining room and work rooms located?

Event Level – Southeast. Press take the elevator from the Media Entrance to the Event Level which opens directly into the Don Poier Media Center.

### 6. Where is the media seating?


Two rows – South side center court, plus auxiliary seating on the Pinnacle Level, West side.

### 7. Where do satellite trucks park?

Satellite trucks park in our surface lot to the South of the garage. The surface lot is located on Dr. Martin Luther King Jr. Avenue between B.B. King Blvd. and Fourth Street.

### 8. Where are press conferences held?

Press conferences are held in the press conference room located in the Don Poier Media Center unless otherwise announced.





## GLOSSARY OF TERMS

### Arthroscopy

A surgical examination of the internal structures of a joint by viewing through an arthroscope. An arthroscopic procedure can be used to remove or repair damaged tissue or as a diagnostic procedure in order to inspect the extent of the damage or confirm diagnosis.

### Avascular Necrosis

Death of a body part because of a lack of blood circulation.

### Bone Scan

An imaging procedure in which a radioactive-labeled substance is injected into the body to determine the status of a bone injury. A bone scan is particularly useful in diagnosing a stress fracture.

### Chondral Fracture

Fracture to the chondral (cartilaginous) surfaces of bone. Degenerative Joint Disease changes in the joint surfaces as a result of repetitive trauma.

### Dislocation

Complete displacement of joint surfaces.

### Edema

Accumulation of fluid in organs and tissues of the body; swelling.

### Effusion

Accumulation of fluid within a joint.

### Fracture

Breach in continuity of the bone. Types of fractures include simple, compound, comminuted, greenstick, incomplete, impacted, longitudinal, oblique, stress and transverse.

### Heat Cramps

Painful muscle spasms caused by excessive body heat and depletion of fluids and electrolytes. Can be prevented with acclimatization and attention to environmental heat stress.

### Heat Stroke

Condition of rapidly rising internal body temperature.

### Hemarthrosis

Accumulation of blood within a joint as a result of an acute injury.

### Magnetic Resonance Imaging (MRI)

Imaging procedure in which a radio frequency pulse causes certain electrical elements of the injured tissue to react. MRI does not require radiation and is very useful in the diagnosis of soft tissue, disc and meniscus injuries.

### Osteochondritis Dessicans

A piece of bone and/or cartilage loosened from its attachment after trauma; it can cause a lesion.

### Separated shoulder (AC joint separation)

An injury to the acromioclavicular (AC) joint, located at the distal (acromial) end of the clavicle. While both involve the shoulder, a separation is completely different from a dislocation, which involves the glenohumeral joint.

### Sprain

The twisting, stretching, pulling or tearing of a ligament.

#### 1st degree

- A stretching but not tearing of a ligament. Athlete may either return to play immediately or will miss very little activity.

#### 2nd degree

- A partial tear of a ligament. Bracing may be required. Athlete may miss one to four weeks.

#### 3rd degree

- A complete tear of the ligament. Depending upon the ligament involved, bracing or even surgery may be required. Athlete may be out of activity from three weeks to one year or longer.

### Strain

The stretching, pulling or twisting of a muscle or tendon.

#### 1st degree

- A stretching but not tearing of the muscle or tendon. Athlete may either return to play immediately or will usually miss very little activity.

#### 2nd degree

- A partial tear of a muscle or tendon. Athlete may miss one to four weeks.

#### 3rd degree

- A complete tear of a muscle or tendon. Depending upon the muscle or tendon involved, surgery may be required. Athlete may be out of activity from three weeks to one year or longer.

### Subluxation

Partial dislocation of a joint. The term usually implies that the joint can be returned to its normal position without formal reduction.

### Synovitis

Inflammation of the synovial lining of a joint.

### Tendinitis

Inflammation of the tendon and/or tendon sheath, usually caused by chronic overuse.

INTRO

PLAYERS

EXECUTIVES

BASKETBALL OPERATIONS

BUSINESS OPERATIONS

MEDIA

COMMUNITY

HISTORY

PLAYOFFS

REVIEW

OPINIONS

NBA

FEDERFORUM

AT A GLANCE



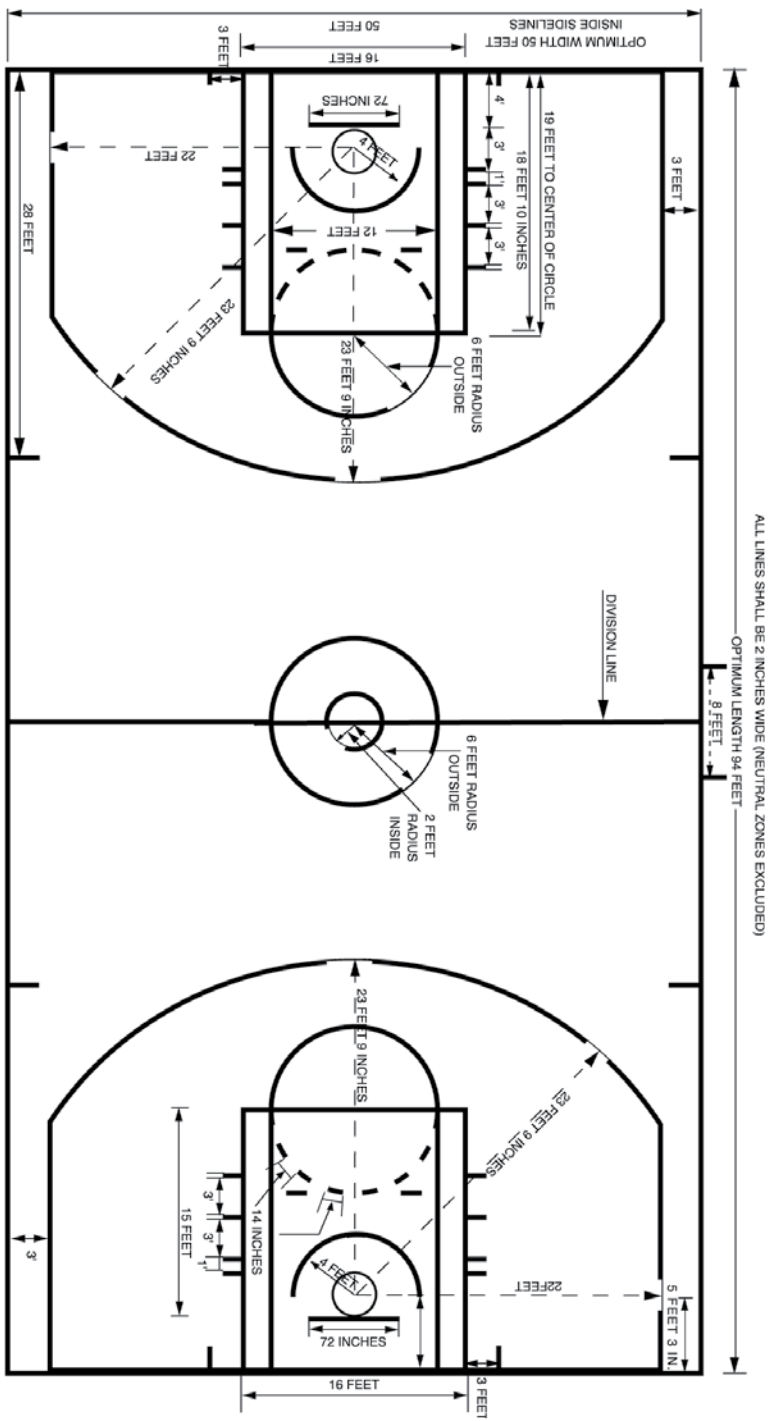


# COURT DIAGRAM

# GRIZZLIES LOGO & UNIFORMS



## OFFICIAL NBA COURT DIAGRAM



## PRIMARY AND SECONDARY LOGOS

Primary logo



Partial logo



Secondary logo



## ASSOCIATION EDITION



## ICON EDITION



## STATEMENT EDITION



PMS 289	PMS 652	PMS 650	PMS 123
Memphis Midnight (100C 64M 0Y 60K)	Beale Street Blue (50C 25M 0Y 10K)	Smoke Blue (24C 9M 0Y 2K)	Grizzlies Gold (0C 17M 80Y 0K)

- INTRO
- PLAYERS
- EXECUTIVES
- BASKETBALL OPERATIONS
- BUSINESS OPERATIONS
- MEDIA
- COMMUNITY
- HISTORY
- PLAYOFFS
- REVIEW
- OPONENTS
- NBA
- FEDERFORUM

AT A GLANCE



## WHAT TO DO IN MEMPHIS

### AUTOZONE PARK

Address: 200 Union Ave.  
Phone: (901) 721-6050  
Website: [memphisredbirds.com](http://memphisredbirds.com)

AutoZone Park is the home of the AAA baseball Memphis Redbirds, who play from April until September.

### BEALE STREET ENTERTAINMENT DISTRICT

Address: 203 Beale St., Suite 300  
Phone: (901) 526-0115  
Website: [bealestreet.com](http://bealestreet.com)

One of America's most famous musical streets! Located in the heart of downtown Memphis with three blocks of more than 30 nightclubs, restaurants and retail shops. Music includes traditional Blues, Rhythm and Blues, Jazz and Rock 'n' Roll. Catch a concert at Handy Park or attend one of the annual festivals or parades.

### GIBSON GUITAR FACTORY

Address: 145 Lt. George Lee Ave.  
Phone: (901) 544-7998 ext. 4075  
Website: [gibson.com](http://gibson.com)

Hours: Mon.-Sat. hourly 10 a.m.-6 p.m.;  
Sun. hourly noon-4 p.m.

Admission: \$10 (ages 5 and up)

Get an up-close look at Gibson guitars being crafted by hand while you watch. Then visit the Gibson Pure Shop to see a complete line of Gibson products. You can also learn the story of the birth of America's most influential music at the Smithsonian Rock 'n' Soul Museum which is located next to the Gibson factory. Relax in the lounge with live music, great drinks and food.

### GRACELAND MANSION

Address: 3734 Elvis Presley Blvd.  
Phone: (901) 332-3322  
Website: [graceland.com](http://graceland.com)

Hours: Sept.-Oct., Mon.-Sat. 9 a.m.-5 p.m., Sun. 9 a.m.-4 p.m.;  
Nov.-Dec., Daily 9 a.m.-4 p.m.;  
Jan.-Feb., Wed.-Mon. 9 a.m. - 4 p.m.;  
Mar.-Aug., Mon.-Sat. 9 a.m.-5 p.m., Sun. 9 a.m.-4 p.m.;

Admission (Mansion Tour): Adults: \$38.75;  
Seniors 62+ and Students: \$34.90; Children 7-12: \$17;  
Children 6 & under: free

Home of the undisputed King of Rock 'n Roll, Elvis Presley's Graceland mansion has become one of the largest attractions in Memphis. The home tour includes the music room, Elvis' parents' bedroom, pool room and 'jungle' den in the main house, and, behind the house, Elvis' racquetball building and his original business office. Also included are viewings of Elvis' trophy house and the Meditation Garden where Elvis and his immediate family are laid to rest.

### MEMPHIS ROCK 'N' SOUL MUSEUM

Address: 191 Beale St., Suite 100  
Phone: (901) 205-2533  
Website: [memphisrocknsoul.org](http://memphisrocknsoul.org)

Hours: Open Daily 10 a.m.-7 p.m.  
(Ticket sales end at 6:15 p.m.)

Admission; Adults \$12; Youth (5-17) \$9

The Memphis Rock 'n' Soul Museum Social Crossroads exhibition, artifacts, pictures, words and, of course, music, highlight slices of our cultural and musical past. Multiple galleries examine the history of Memphis music and its impact on cultural change. Group discounts available.

### MEMPHIS ZOO

Address: 2000 Prentiss Place  
Phone: (901) 333-6500  
Website: [memphiszoo.org](http://memphiszoo.org)

Hours: Mar.-Oct. 9 a.m.-5 p.m. (last admission 4 p.m.); Nov.-Feb. 9 a.m.-4 p.m. (last admission 3 p.m.)

Admission: Adults (ages 12-59) \$15; Seniors (ages 60+) \$14; Children (ages 2-11) \$10; Parking: \$5 per vehicle, free for Zoo members

The Memphis Zoo has an internationally recognized animal breeding program – a second chance at survival for species such as the low-land gorilla, snow leopard and Pere David's deer. You can also explore the new Teton Trek, Cat Country, Primate Canyon, Animals of the Night, Once Upon a Farm, Dragon's Lair, Tropical Bird House, Herpetarium, Aquarium and more. The Memphis Zoo has over 3,000 animal residents, as well as keeper chats, animal shows, the Zoo Shop, Discovery Center, rides and the CHINA exhibit, which features Chinese pandas Le Le and Ya Ya. The exhibit was built in anticipation of the pandas' arrival and represents Chinese animals, architecture and art.

### NATIONAL CIVIL RIGHTS MUSEUM AT THE LORRAINE MOTEL

Address: 450 Mulberry St.  
Phone: (901) 521-9699  
Website: [civilrightsmuseum.org](http://civilrightsmuseum.org)

Hours: June to Aug. Wed.-Mon.  
9a.m.-6p.m. (closed on Tues.); Sept. to May Wed.-Mon.  
9a.m.-5p.m. (closed on Tues.)

Admission: Adults \$15; Seniors and students with ID \$14; Children (4-17) \$12, 3 and under, free

The National Civil Rights Museum was opened in 1991 at the site of the Lorraine Motel in downtown Memphis. The Museum exists to assist the public in understanding the lessons of the Civil Rights Movement and its impact and influence on the human rights movement worldwide through its collections, exhibitions, research and educational programs.

### PINK PALACE MUSEUM

Address: 3050 Central Ave.  
Phone: (901) 636-2362  
Website: [memphismuseums.org](http://memphismuseums.org)

Hours: Mon.-Sat. 9 a.m.-5 p.m.; Sun. Noon-5 p.m.

Admission: Adults (ages 13-59) \$12.75; Seniors (ages 60+) \$12.25; Children (ages 3-12) \$7.25

The Pink Palace Museum is one of the largest facilities of its kind in the Southeast. Trace Memphis' development from the time of Spanish explorers through the Civil War and the yellow fever epidemics. Also located on the grounds are the IMAX Theatre and Sharpe Planetarium. Combination tickets are available for all the attractions.

### STAX MUSEUM OF AMERICAN SOUL MUSIC

Address: 926 E. McLemore Ave.  
Phone: (901) 942-SOUL  
Website: [staxmuseum.com](http://staxmuseum.com)

Hours: Tues.-Sun. 10 a.m.-5 p.m. (closed on Mon.)

Admission: Adult \$13; Seniors (ages 62+) and Military \$12; Children (ages 9-12) \$10; free for Stax Museum members and children under age 8 with paid senior or adult admission

Soul music was practically invented in Memphis and many of the greatest soul performers came from or recorded in an area of downtown Memphis called Soulsville, USA. Both Stax Records and Hi Records, two former movie theaters converted into recording studios in Soulsville in the late 1950s, cut the hottest soul records of all time. Soulsville, a non-profit organization, recently built the Stax Museum of American Soul as a tribute to these studios, record labels and their artists as well as the other gospel, blues, R&B and jazz musicians coming from Soulsville.

### SUN STUDIO

Address: 706 Union Ave.  
Phone: (800) 441-6249  
Website: [sunstudio.com](http://sunstudio.com)

Hours: Open daily 10 a.m.-6 p.m. Tours are given at the bottom of every hour on the half hour starting at 10:30 a.m. and ending at 5:30 p.m.

Admission: Adults \$14; Children (ages 5-11) free

Dubbed the "Birthplace of Rock 'n Roll," this studio was the home to sounds from greats such as Johnny Cash, Carl Perkins, Jerry Lee Lewis and Elvis Presley. Fans can also browse the Studio shops and enjoy a meal at the Sun Studio Café.



The Graceland Mansion is one of the most famous tourist attractions in the country.





## LOCAL HOTELS

### Comfort Inn Downtown

100 N. Front St.  
Memphis, TN 38103  
(901) 526-0583

Directions from hotel to FedExForum

- Start out going SOUTH on N. FRONT ST. toward JEFFERSON AVE.
- Turn LEFT onto JEFFERSON AVE.
- Turn RIGHT onto N. 2nd ST./TN-14 S./TN-3 S. Continue to follow 2nd ST./TN-14 S./TN-3 S.
- Turn LEFT onto DR. MARTIN LUTHER KING JR. AVE.

### Courtyard Marriott Memphis Airport

1780 Nonconnah Blvd.  
Memphis, TN 38132  
(901) 396-3600

Directions from hotel to FedExForum

- Start out going WEST on NONCONNAH BLVD. toward DIVIDEND DRIVE
- Merge onto I-240 W.
- Merge onto I-240 N.
- Take the LAMAR AVE exit- exit number 29
- Turn LEFT onto LAMAR AVE./TN-4/US 78
- Turn RIGHT onto S. SOMERVILLE ST./TN-278 Continue to follow TN-278
- End at S. 4th ST. and DR. MARTIN LUTHER KING JR. AVE.

### Courtyard Marriott Memphis Downtown

75 Jefferson Ave.  
Memphis, TN 38103  
(901) 522-2200  
FAX: (901) 522-2210

Directions from hotel to FedExForum

- Start out going EAST on JEFFERSON AVE. toward N. MAIN ST.
- Turn right onto N. 2nd ST.
- Turn LEFT onto DR. MARTIN LUTHER KING JR. AVE.
- Turn LEFT onto S. B.B. KING BLVD.

### Crowne Plaza Memphis

300 N. Second St.  
Memphis, TN 38105  
(901) 525-1800

Directions from hotel to FedExForum

- Start out going SOUTH on N. 2nd ST./TN-14 S./TN-3 S. toward MARKET AVE. Continue to follow N. 2nd ST./TN-14 S./TN-3 S.
- Turn LEFT onto DR. MARTIN LUTHER KING JR. AVE.

### DoubleTree by Hilton Memphis Downtown

185 Union Ave.  
Memphis, TN 38103  
(901) 528-1800

Directions from hotel to FedExForum

- Start out going EAST on UNION AVE./TN-3 toward HERNANDO ST.
- Turn RIGHT onto S. 4th ST.

### Hampton Inn & Suites

175 Peabody Place  
Memphis, TN 38103  
(901) 260-4000

Directions from hotel to FedExForum

- Start out going WEST on PEABODY Place toward HERNANDO ST.
- Turn RIGHT onto S. B.B. KING BLVD./TN-14 N.
- Turn RIGHT onto GAYOSO AVE.
- Turn RIGHT onto S. 4th ST.

### Holiday Inn Select

160 Union Ave.  
Memphis, TN 38103  
(901) 525-5491

Directions from hotel to FedExForum

- Start out going EAST on UNION AVE./TN-3 toward S. B.B. KING BLVD./TN-14N.
- Turn RIGHT on to S. 4th ST

### Hotel Napoleon

179 Madison Ave.  
Memphis, TN 38103  
(901) 526-0002

Directions from hotel to FedExForum

- Start out going EAST on MADISON AVE.
- Turn RIGHT on S. 4TH ST.
- Turn RIGHT on UNION AVE.
- Turn LEFT on S 4TH ST.

### Madison Hotel

79 Madison Ave.  
Memphis, TN 38103  
(901) 333-1200

Directions from hotel to FedExForum

- Start out going WEST on MADISON AVE. toward N. CENTER LANE
- Turn LEFT onto S. FRONT ST.
- Turn LEFT onto UNION AVE.
- Turn RIGHT onto S. 2nd ST./TN-14 S.
- Turn LEFT onto DR. MARTIN LUTHER KING JR. AVE.

### The Peabody

149 Union Ave.  
Memphis, TN 38103  
(901) 529-4000

Directions from hotel to FedExForum

- Start out going EAST on UNION AVE./TN-3 toward S. B.B. KING BLVD./TN 14 N.
- Turn RIGHT on to S. 4th ST.

### Sheraton Memphis (Downtown)

250 N. Main St.  
Memphis, TN 38103  
(901) 527-7300

Directions from hotel to FedExForum

- Start out going SOUTH on MAIN ST. toward EXCHANGE AVE.
- Turn LEFT onto EXCHANGE AVE.
- Turn RIGHT onto N. 2nd ST./TN-14 S./TN-3 S. Continue to follow N 2nd ST./TN-14 S./TN-3 S.
- Turn LEFT onto DR. MARTIN LUTHER KING JR. AVE.

### Sleep Inn at Court Square

40 N. Front St.  
Memphis, TN 38103  
(901) 522-9700

Directions from hotel to FedExForum

- Start out going SOUTH on N. FRONT ST. toward COURT AVE.
- Turn LEFT onto UNION AVE.
- Turn RIGHT onto S. 2nd ST./TN-14 S.
- Turn LEFT onto DR. MARTIN LUTHER KING JR. AVE.

### Springhill Suites

85 Court Ave.  
Memphis, TN 38103  
(901) 522-2100

Directions from hotel to FedExForum

- Start out going WEST on PARK LANE toward N. CENTER LANE
- Turn LEFT onto N. FRONT ST.
- Turn LEFT onto UNION AVE.
- Turn RIGHT onto S. 2nd ST./TN-14 S.
- Turn LEFT onto DR. MARTIN LUTHER KING JR. AVE.

### The Westin Memphis Beale Street

170 Lt. George W. Lee Ave.  
Memphis, TN 38103  
(901) 334-5900  
FAX: (901) 334-5901

Located directly across the street from FedExForum

## MAJOR AIRLINES

**American Airlines**  
(800) 433-7300

**Delta Airlines**  
(800) 455-2720

**Southwest Airlines**  
(800) 435-9792

**United Airlines**  
(800) 864-8331

## AUTOMOBILE RENTAL

**Alamo**  
(901) 332-8412

**Avis**  
(901) 346-6129

**Budget**  
(901) 398-8888

**Dollar**  
(866) 434-2226

**Enterprise**  
(901) 396-3736

**Hertz**  
(901) 345-5680

**National**  
(901) 345-0070

**Thrifty**  
(901) 345-0170

## OTHER TRANSPORTATION

**Yellow Cab/Checker Cab**  
(901) 577-7777

**City Wide Cab**  
(901) 722-8294

**Metro Cab**  
(901) 323-3333

INTRO

PLAYERS

EXECUTIVES

BASKETBALL OPERATIONS

BUSINESS OPERATIONS

MEDIA

COMMUNITY

HISTORY

PLAYOFFS

REVIEW

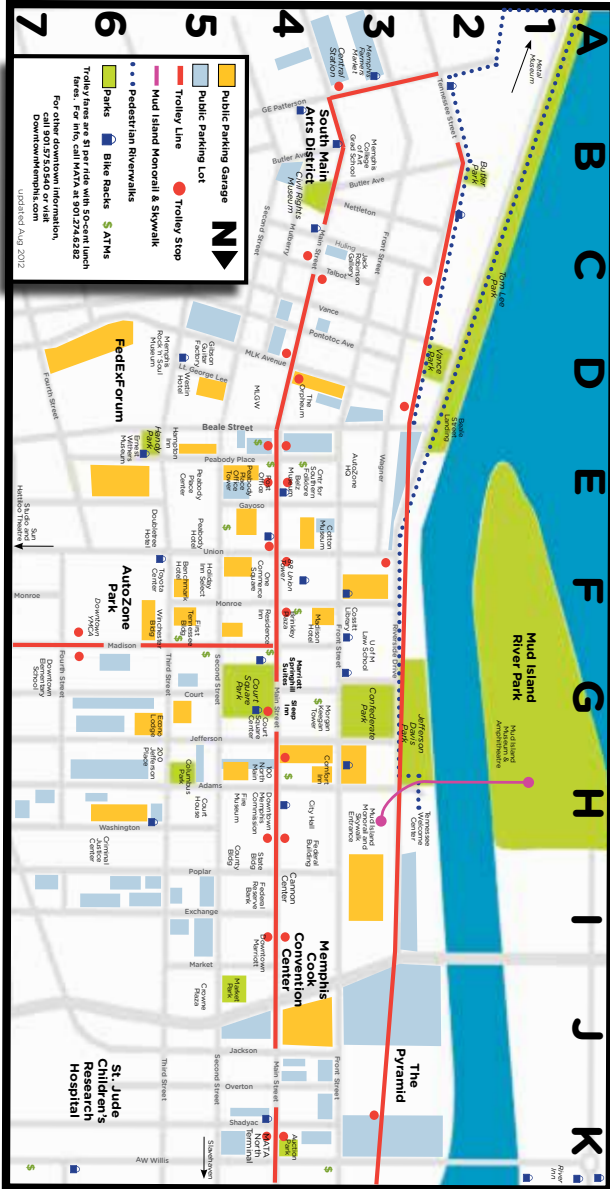
OPINIONS

NBA

FEDERFORUM

AT A GLANCE

AT A GLANCE



**DOWN TOWN MEMPHIS**

**DowntownMemphis.com**  
for parking, dining, shopping,  
events and more!

### Downtown Attractions

- F4 Autozone Park, 500 Union, 724-0200
- F5 Beale Street Landing, Beale St. 726-2200
- F6 Beale Street Landing, Beale St. 726-2200
- F7 Beale Street Landing, Beale St. 726-2200
- F8 Beale Street Landing, Beale St. 726-2200
- F9 Beale Street Landing, Beale St. 726-2200
- F10 Beale Street Landing, Beale St. 726-2200
- F11 Beale Street Landing, Beale St. 726-2200
- F12 Beale Street Landing, Beale St. 726-2200
- F13 Beale Street Landing, Beale St. 726-2200
- F14 Beale Street Landing, Beale St. 726-2200
- F15 Beale Street Landing, Beale St. 726-2200
- F16 Beale Street Landing, Beale St. 726-2200
- F17 Beale Street Landing, Beale St. 726-2200
- F18 Beale Street Landing, Beale St. 726-2200
- F19 Beale Street Landing, Beale St. 726-2200
- F20 Beale Street Landing, Beale St. 726-2200
- F21 Beale Street Landing, Beale St. 726-2200
- F22 Beale Street Landing, Beale St. 726-2200
- F23 Beale Street Landing, Beale St. 726-2200
- F24 Beale Street Landing, Beale St. 726-2200
- F25 Beale Street Landing, Beale St. 726-2200
- F26 Beale Street Landing, Beale St. 726-2200
- F27 Beale Street Landing, Beale St. 726-2200
- F28 Beale Street Landing, Beale St. 726-2200
- F29 Beale Street Landing, Beale St. 726-2200
- F30 Beale Street Landing, Beale St. 726-2200
- F31 Beale Street Landing, Beale St. 726-2200
- F32 Beale Street Landing, Beale St. 726-2200
- F33 Beale Street Landing, Beale St. 726-2200
- F34 Beale Street Landing, Beale St. 726-2200
- F35 Beale Street Landing, Beale St. 726-2200
- F36 Beale Street Landing, Beale St. 726-2200
- F37 Beale Street Landing, Beale St. 726-2200
- F38 Beale Street Landing, Beale St. 726-2200
- F39 Beale Street Landing, Beale St. 726-2200
- F40 Beale Street Landing, Beale St. 726-2200
- F41 Beale Street Landing, Beale St. 726-2200
- F42 Beale Street Landing, Beale St. 726-2200
- F43 Beale Street Landing, Beale St. 726-2200
- F44 Beale Street Landing, Beale St. 726-2200
- F45 Beale Street Landing, Beale St. 726-2200
- F46 Beale Street Landing, Beale St. 726-2200
- F47 Beale Street Landing, Beale St. 726-2200
- F48 Beale Street Landing, Beale St. 726-2200
- F49 Beale Street Landing, Beale St. 726-2200
- F50 Beale Street Landing, Beale St. 726-2200
- F51 Beale Street Landing, Beale St. 726-2200
- F52 Beale Street Landing, Beale St. 726-2200
- F53 Beale Street Landing, Beale St. 726-2200
- F54 Beale Street Landing, Beale St. 726-2200
- F55 Beale Street Landing, Beale St. 726-2200
- F56 Beale Street Landing, Beale St. 726-2200
- F57 Beale Street Landing, Beale St. 726-2200
- F58 Beale Street Landing, Beale St. 726-2200
- F59 Beale Street Landing, Beale St. 726-2200
- F60 Beale Street Landing, Beale St. 726-2200
- F61 Beale Street Landing, Beale St. 726-2200
- F62 Beale Street Landing, Beale St. 726-2200
- F63 Beale Street Landing, Beale St. 726-2200
- F64 Beale Street Landing, Beale St. 726-2200
- F65 Beale Street Landing, Beale St. 726-2200
- F66 Beale Street Landing, Beale St. 726-2200
- F67 Beale Street Landing, Beale St. 726-2200
- F68 Beale Street Landing, Beale St. 726-2200
- F69 Beale Street Landing, Beale St. 726-2200
- F70 Beale Street Landing, Beale St. 726-2200
- F71 Beale Street Landing, Beale St. 726-2200
- F72 Beale Street Landing, Beale St. 726-2200
- F73 Beale Street Landing, Beale St. 726-2200
- F74 Beale Street Landing, Beale St. 726-2200
- F75 Beale Street Landing, Beale St. 726-2200
- F76 Beale Street Landing, Beale St. 726-2200
- F77 Beale Street Landing, Beale St. 726-2200
- F78 Beale Street Landing, Beale St. 726-2200
- F79 Beale Street Landing, Beale St. 726-2200
- F80 Beale Street Landing, Beale St. 726-2200
- F81 Beale Street Landing, Beale St. 726-2200
- F82 Beale Street Landing, Beale St. 726-2200
- F83 Beale Street Landing, Beale St. 726-2200
- F84 Beale Street Landing, Beale St. 726-2200
- F85 Beale Street Landing, Beale St. 726-2200
- F86 Beale Street Landing, Beale St. 726-2200
- F87 Beale Street Landing, Beale St. 726-2200
- F88 Beale Street Landing, Beale St. 726-2200
- F89 Beale Street Landing, Beale St. 726-2200
- F90 Beale Street Landing, Beale St. 726-2200
- F91 Beale Street Landing, Beale St. 726-2200
- F92 Beale Street Landing, Beale St. 726-2200
- F93 Beale Street Landing, Beale St. 726-2200
- F94 Beale Street Landing, Beale St. 726-2200
- F95 Beale Street Landing, Beale St. 726-2200
- F96 Beale Street Landing, Beale St. 726-2200
- F97 Beale Street Landing, Beale St. 726-2200
- F98 Beale Street Landing, Beale St. 726-2200
- F99 Beale Street Landing, Beale St. 726-2200
- F100 Beale Street Landing, Beale St. 726-2200

## ASIAN

### DOWNTOWN

- South Main Sushi & Grill (520 S. Main St. 249-2194)
- Bangkok Alley (121 Union Ave 522-2010)

### MIDTOWN

- Robata (2116 Madison Ave. 410-8290)

### EAST MEMPHIS

- Benihana (912 Ridge Lake Blvd. 767-8980)
- P.F. Chang's China Bistro (1181 Ridgeway Road 818-3889)
- Sakura (4840 Poplar Ave. 572-1002)

## BAR & GRILL

### DOWNTOWN

- Automatic Slim's (83 S. Second St. 525-7948)
- Bardog (73 Monroe Ave. 275-8752)
- Blind Bear (119 S. Main St. 417-8435)
- The Flying Saucer (130 Peabody Place 523-8536)
- Kooky Canuck (87 S. Second St. 578-9800)
- Huey's (77 S. Second St. 527-2700)
- TGI Friday's (185 Union Ave. 523-8500)

## BARBECUE

### DOWNTOWN

- Blues City Café (138 Beale St. 526-3637)
- Central BBQ (147 E. Butler Ave. 672-7760)
- Charlie Vergos' Rendezvous (52 S. Second St. 523-2746)

## SOUTHERN CUISINE

### DOWNTOWN

- Arcade (540 S. Main St. 526-5757)
- Gus's Fried Chicken (310 S. Front St. 527-4877)

### MIDTOWN

- Lafayette's (2119 Madison Ave. 207-5097)
- Sweet Grass (937 S. Cooper St. 278-0278)
- The Second Line (2144 Monroe Ave. 590-2829)

## THREE COURSE

### DOWNTOWN

- Capriccio Restaurant Bar and Café (149 Union Ave. 529-4199)
- Catherine & Mary's (272 S. Main St. 254-8600)
- Chez Philippe (Peabody Hotel 529-4000)
- Flight (39 S. Main St. 521-8005)
- Ita Bena (145 Beale St. 578-3031)
- Majestic Grille (145 S. Main St. 522-8555)
- McEwens (120 Monroe Ave. 527-7085)
- Mesquite Chop House (88 Union Ave. 527-5337)
- Paulette's (50 Harbor Town Square 260-3300)
- Spindini (383 S. Main St. 578-2767)
- Texas de Brazil Churrascaria (150 Peabody Place 526-7600)

### MIDTOWN

- Restaurant Iris (2146 Monroe Ave. 590-2828)

### EAST MEMPHIS

- Char (431 S. Highland St. #120 249-3533)
- Folk's Folly (551 S. Mendenhall Rd. 762-8200)
- Interim (5040 Sanderlin Ave. 818-0821)
- Ruth's Chris Steak House (6120 Poplar Ave. 761-0055)

## SEAFOOD

### DOWNTOWN

- Flying Fish (105 S. Second St. 522-8228)
- Pearl's Oyster House (299 S. Main St. 522-9070)

### MIDTOWN

- Tsunami (928 S. Cooper St. 274-2556)

## SOUTHWEST

### DOWNTOWN

- Agave Maria (83 Union Ave. 341-2096)
- Happy Mexican (385 S. Second St. 529-9991)

### MIDTOWN

- Babalu (2115 Madison Ave. 274-0100)
- Café Ole (959 S. Cooper St. 343-0103)
- Molly Gonzales' La Casita (2006 Madison Ave. 726-1873)

## BEALE STREET ATTRACTIONS

- Alfred's (197 Beale St. 525-3711)
- B.B. King's Blues Club (143 Beale St. 524-5464)
- Club 152 (152 Beale St. 544-7011)
- Hard Rock Café (126 Beale St. 529-0007)
- Jerry Lawler's Hall of Fame Bar & Grill (159 Beale St. 523-1940)
- Rum Boogie Café (182 Beale St. 528-0150)
- Silky O'Sullivan's (183 Beale St. 522-9596)
- Tin Roof (315 Beale St. 527-9911)
- Wet Willie's (209 Beale St. 578-5650)

## BEYOND BEALE

### DOWNTOWN

- Aldo's Pizza Pies (100 S. Main St. 577-7743)
- Cheesecake Corner (113 E. G E Patterson Ave. 525-2253)
- Earnestine and Hazel's (531 S. Main St. 523-9754)
- Lenny's Sub Shop (153 S. Main St. 529-4377)
- Local Gastropub (95 S. Main St. 473-9573)
- Loflin Yard (7 W. Carolina Ave. 249-3046)
- Lyfe Kitchen (272 S. Main St. 526-0254)
- Tamp & Tap (122 Gayoso Ave. 207-1053)

### MIDTOWN

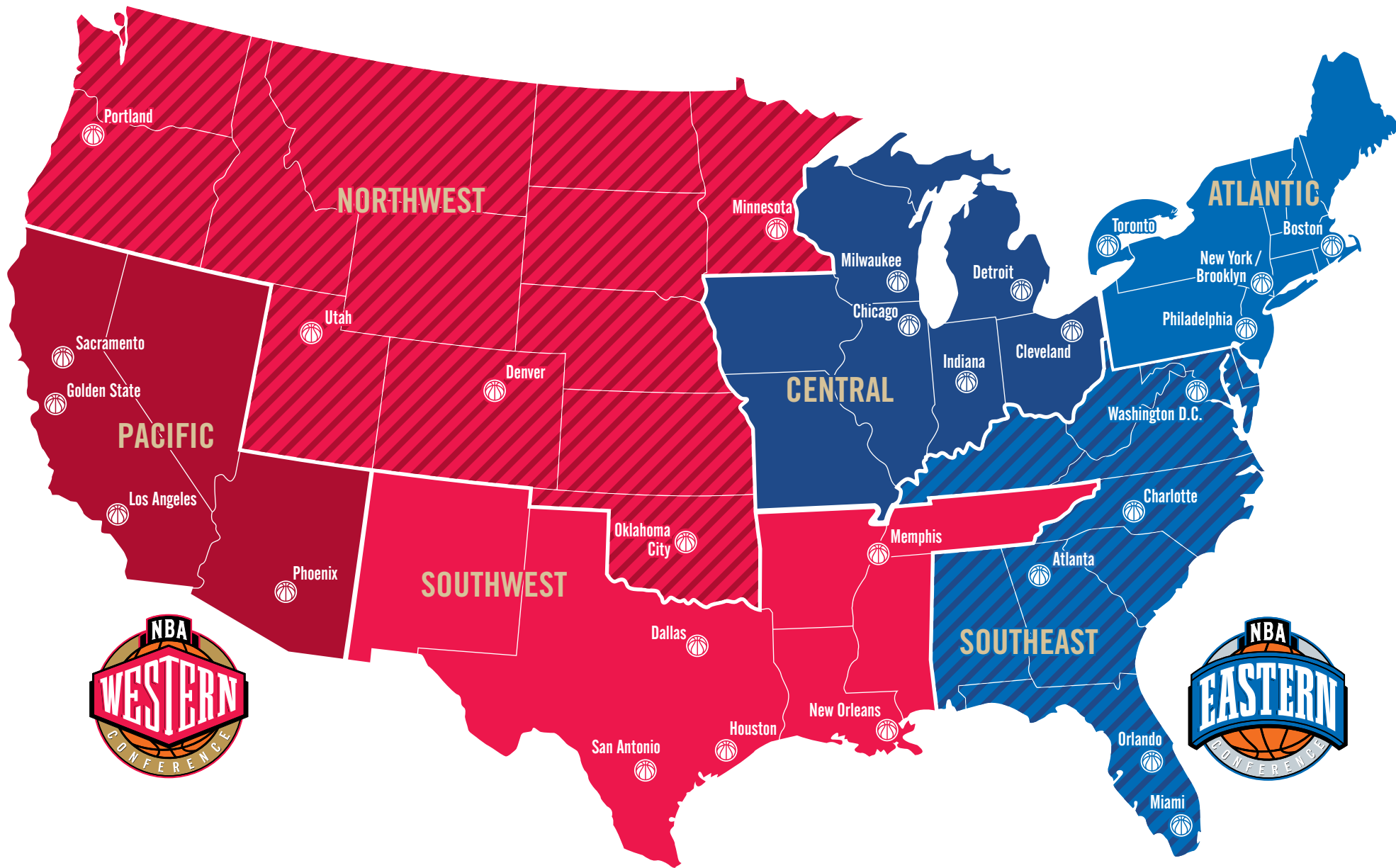
- Beauty Shop (966 S. Cooper St. 272-7111)
- Belly Acres (2102 Trimble Pl. 529-7017)
- Bosco's (2120 Madison Ave. 432-2222)
- Railgarten (2158 Central Ave 231-5043)
- Tart (820 Cooper St. 735-0091)
- Young Avenue Deli (2119 Young Ave. 278-0034)

### EAST MEMPHIS

- Gibson's Donuts (760 Mount Moriah Rd. 761-3711)
- Rock'N Dough (3445 Poplar Ave. #1 512-6760)
- Hog and Hominy (707 W. Brookhaven Circle 207-7396)

For all phone numbers, dial 901 for the area code.







# SHOW YOUR GRIT



OCTOBER						
SUN	MON	TUE	WED	THU	FRI	SAT
1	2 <b>ORL</b> 7:00pm	3	4 <b>PHI</b> 6:00pm	5	6	7
8	9 <b>ATL</b> 6:30pm	10	11 <b>ESPNI</b> <b>HOU</b> 8:30pm	12	13 <b>NOP</b> 7:00pm	14
15	16	17	18 <b>NOP</b> 7:00pm	19	20	21 <b>GSW</b> 7:00pm
22	23 <b>HOU</b> 7:00pm	24	25 <b>DAL</b> 7:30pm	26 <b>DAL</b> 7:00pm	27	28 <b>HOU</b> 7:00pm
29	30 <b>CHA</b> 7:00pm	31				

JANUARY						
SUN	MON	TUE	WED	THU	FRI	SAT
	1	2 <b>LAC</b> 9:30pm	3	4	5 <b>ESPNI</b> <b>WAS</b> 8:30pm	6
7	8	9	10 <b>NOP</b> 7:00pm	11	12 <b>DEN</b> 8:00pm	13
14	15 <b>LAL</b> 4:30pm	16	17 <b>NYK</b> 7:00pm	18	19 <b>SAC</b> 7:00pm	20 <b>NOP</b> 6:00pm
21	22 <b>PHI</b> 7:00pm	23	24 <b>SAS</b> 7:00pm	25	26 <b>LAC</b> 7:00pm	27
28	29 <b>PHX</b> 7:00pm	30	31 <b>IND</b> 6:00pm			

NOVEMBER						
SUN	MON	TUE	WED	THU	FRI	SAT
			1 <b>ORL</b> 7:00pm	2	3	4 <b>LAC</b> 2:30pm
5 <b>LAL</b> 8:30pm	6	7	8 <b>POR</b> 9:00pm	9	10	11 <b>HOU</b> 7:00pm
12	13 <b>MIL</b> 7:00pm	14	15 <b>IND</b> 7:00pm	16	17	18 <b>HOU</b> 7:00pm
19	20 <b>POR</b> 7:00pm	21	22 <b>DAL</b> 7:00pm	23	24 <b>DEN</b> 6:00pm	25
26 <b>BKN</b> 5:00pm	27	28	29 <b>SAS</b> 7:30pm	30		

FEBRUARY						
SUN	MON	TUE	WED	THU	FRI	SAT
				1 <b>DET</b> 6:00pm	2	3
4 <b>TOR</b> 11:00am	5	6	7 <b>ATL</b> 6:30pm	8	9	10
11 <b>OKC</b> 6:00pm	12	13	14 <b>OKC</b> 7:00pm	15	16	17 <b>ALL-STAR WEEKEND</b>
18	19	20	21	22	23 <b>CLE</b> 7:00pm	24 <b>MIA</b> 6:30pm
25	26 <b>BOS</b> 6:30pm	27	28 <b>PHX</b> 7:00pm			

DECEMBER						
SUN	MON	TUE	WED	THU	FRI	SAT
					1 <b>SAS</b> 7:00pm	2 <b>CLE</b> 6:30pm
3	4 <b>MIN</b> 7:00pm	5	6 <b>NYK</b> 6:30pm	7	8 <b>TOR</b> 7:00pm	9 <b>OKC</b> 8:00pm
10	11 <b>MIA</b> 7:00pm	12	13 <b>WAS</b> 6:00pm	14	15 <b>ATL</b> 7:00pm	16 <b>BOS</b> 8:00pm
17	18	19	20 <b>GSW</b> 9:30pm	21 <b>PHX</b> 8:00pm	22	23 <b>LAC</b> 8:00pm
24	25	26 <b>PHX</b> 8:00pm	27 <b>LAL</b> 9:30pm	28	29	30 <b>GSW</b> 7:30pm
31 <b>SAC</b> 6:00pm						

MARCH						
SUN	MON	TUE	WED	THU	FRI	SAT
				1	2 <b>DEN</b> 7:00pm	3 <b>ORL</b> 6:00pm
4	5 <b>SAS</b> 7:30pm	6	7 <b>CHI</b> 7:00pm	8	9 <b>UTA</b> 7:00pm	10 <b>DAL</b> 7:30pm
11	12 <b>MIL</b> 7:00pm	13	14	15 <b>CHI</b> 7:00pm	16	17 <b>DEN</b> 7:00pm
18	19 <b>BKN</b> 6:30pm	20	21 <b>PHI</b> 6:00pm	22 <b>CHA</b> 6:00pm	23	24 <b>LAL</b> 7:00pm
25	26 <b>MIN</b> 7:00pm	27	28 <b>POR</b> 7:00pm	29	30 <b>UTA</b> 8:00pm	31

APRIL						
SUN	MON	TUE	WED	THU	FRI	SAT
1 <b>POR</b> 8:00pm	2	3	4 <b>NOP</b> 8:30pm	5	6 <b>SAC</b> 7:00pm	7
8 <b>DET</b> 2:30pm	9 <b>MIN</b> 7:00pm	10	11 <b>OKC</b> 7:00pm	12	13	14

**HOME AWAY OPENING NIGHT MLK GAME**

901.888.HOOP  
GRIZZLIES.COM

@memgrizz  
 @FedExForum

MemphisGrizzlies  
 FedExForum

+MemphisGrizzlies  
 +FedExForum

@memgrizz  
 @fedexforum



**15 parts Grizz.**  
**1 part Fizz.**  
**Shake well.**

FedEx is proud to support Coach Fizzdale and the Memphis Grizzlies.  
© 2017 FedEx. All rights reserved.

**FedEx**<sup>®</sup>