



# WAKE FOREST FOOTBALL

## GAME NOTES



OCT. 20, 2018 | 3:30 P.M. | DOAK CAMPBELL STADIUM (79,560) | TALLAHASSEE, FLA. | ESPN2

Head Coach: Dave Clawson  
Season: 5th  
Alma Mater: Williams, '89  
2018 Home Record: 2-3  
2018 Away Record: 1-0  
Record at Wake Forest: 24-32  
Head Coaching Record: 114-112  
Rank: --  
Points Scored (gm): 32.3  
Points Allowed (gm): 36.8



### WAKE FOREST DEMON DEACONS

Record: 3-3 | ACC: 0-2



### FLORIDA STATE SEMINOLES

Record: 3-3 | ACC: 1-3

Head Coach: Willie Taggart  
Season: 1st  
Alma Mater: Western Kentucky, '98  
2018 Home Record: 2-1  
2018 Away Record: 1-2  
Record at Florida State: 3-3  
Head Coaching Record: 50-53  
Rank: --  
Points Scored (gm): 23.0  
Points Allowed (gm): 25.2

### THE NUMBERS

Wake Forest	Florida State
Record	3-3
ACC	0-2
Nonconference	3-1
Home	2-3
Away	1-0
Neutral	0-0
National Rank	--
Points Scored	32.3
Points Allowed	36.8
Rushing Yards	232.8
Passing Yards	2215.0
TDs Rush/Pass	9/10
Total Offense	447.8
Total Defense	500.7

### WAKE FOREST VS. FLORIDA STATE

#### THE MATCHUP

- Following its bye week, Wake Forest returns to action on Saturday, October 20, as the Deacs hit the road to face Florida State.
- Kickoff is set for 3:30 p.m. and will be broadcast on ESPN2. Clay Matvick, Dan Orlovsky and Paul Carcaterra will call the action.
- Saturday's game can also be heard on the Wake Forest Sports Network. Stan Cotten and Lary Sorensen have the call with Dave Goren reporting from the sidelines.

#### WAKE FOREST STORYLINES

- The Demon Deacons fell to 3-3 on the year following a 63-3 defeat to No. 4 Clemson on Saturday, October 6.
- Greg Dortch became the fastest player in program history to 100 career receptions, needing just 14 games to catch 100 passes. Additionally, Dortch ranks second in the country and first in the ACC in all-purpose yards per game with 176.17 while ranking second nationally in receptions per game (8.0) and 10th in punt return average (13.5).
- As a team, the Deacs have committed just 20 penalties on the season, the fewest in the ACC and the third-fewest in all of the FBS.

#### THE OPPOSITION & SERIES HISTORY

- Florida State enters Saturday's contest with a 3-3 record and a 1-3 mark in ACC play.
- Willie Taggart is in his first season at the helm of the Seminoles. It is the second coaching stop for Taggart in the state of Florida, as he served as the head coach for South Florida from 2013 to 2016.
- As a team, the Seminoles allow just 101.2 rushing yards per game, the eighth-fewest in the country.
- The Seminoles lead the all-time series, 29-6-1 and have won the last six meetings.

#### LOOKING AHEAD

- The Demon Deacons remain on the road to face Louisville on Saturday, October 27.
- Kickoff is set for 12:00 p.m. and will be broadcast on the ACC's RSN.

### WAKE FOREST SCHEDULE & RESULTS

#### AUGUST

30 at Tulane (CBSSN) W, 23-17 (OT)

#### SEPTEMBER

8 TOWSON (ACCNE) W, 51-20  
 13 BOSTON COLLEGE\* (ESPN) L, 34-41  
 22 #8/8 NOTRE DAME (ABC) L, 27-56  
 29 RICE (RSN) W, 56-24

#### OCTOBER

6 #4/4 CLEMSON\* (ESPN) L, 3-63  
 20 at Florida State\* (ESPN2) 3:30  
 27 at Louisville\* (RSN) 12:00

#### NOVEMBER

3 SYRACUSE\* TBA  
 8 at NC State\* (ESPN) 7:30  
 17 PITTSBURGH\* TBA  
 24 at Duke\* TBA

Home games in BOLD CAPS  
\* - ACC game  
All times listed are ET

### SERIES HISTORY

**Overall:** Florida State leads 29-6-1  
**All Games at FSU:** 3-19-1  
**Games at Doak Campbell Stadium:** 3-19-1  
**Dave Clawson vs. Florida State:** 0-4  
**Willie Taggart vs. Wake Forest:** 0-0  
**Last WF Win:** 35-30 (10/8/11) at WF  
**Last FSU Win:** 26-19 (9/30/17) at WF  
**Last WF win at FSU:** 12-3 (9/20/08)  
**Last FSU win at WF:** 26-19 (9/30/17)  
**Current Streak:** Florida State, 6  
**Longest WF Streak:** 3 (2006-08)  
**Longest CU Streak:** 14 (1992-05)  
**Largest WF win:** 30 in 2006  
**Largest CU win:** 59 in 1996

### FLORIDA STATE SCHEDULE & RESULTS

#### SEPTEMBER

3 VIRGINIA TECH\* L, 3-24  
 8 SAMFORD W, 36-26  
 15 at Syracuse\* L, 7-30  
 22 NORTHERN ILLINOIS W, 37-19  
 29 at Louisville\* W, 28-24

#### OCTOBER

6 at Miami\* L, 27-28  
 20 WAKE FOREST\* 3:30  
 27 CLEMSON\* 12:00

#### NOVEMBER

3 at NC State\* TBA  
 10 at Notre Dame 7:30  
 17 BOSTON COLLEGE\* TBA  
 24 FLORIDA TBA

Home games in BOLD CAPS  
\* - ACC game  
All times listed are ET

### WHAT'S INSIDE

Media Policies & Game Week Info.....	2
Deacon Notes.....	2-5
Quick Facts & Radio Info.....	3
Pronunciation Guide.....	4
Wake's Record When.....	5
Series History.....	6
ACC Statistics.....	7
Head Coach Dave Clawson.....	8
Depth Chart.....	9
Numerical Roster.....	10-11
2018 Statistics.....	12-16
Box Scores.....	17-19
Individual Player Pages.....	20-28
The Last Time.....	29
Opponent Schedules.....	30

### GAMEDAY COVERAGE

#### Television ESPN2

Play-by-Play: Clay Matvick  
Color: Dan Orlovsky  
Sideline: Paul Carcaterra

#### Radio

Wake Forest Sports Network  
Play-by-Play: Stan Cotten  
Color: Lary Sorensen  
Sideline: Dave Goren  
Studio Host: James Travis

Wake Forest Football on SiriusXM  
Sirius: 134 | XM: 201

#### Live Stats

WakeForestSports.com

#### Twitter

Live updates, stats and more  
@WakeFB



#### Facebook

Photos and news  
Wake Forest Football



#### Instagram

Photos and videos  
@WakeFootball



#### YouTube

Postgame highlights and interviews

# #GODEACS

# WAKE FOREST FOOTBALL

## INTERVIEWS & POLICIES

### Weekly Press Conference

Wake Forest's weekly press conference, sponsored by Carrabba's, begins each Tuesday at 11 a.m. in the Rovere Room in the Miller Center on campus, beginning with selected players. Lunch will then be served and Dave Clawson will meet with the media at 12:00 p.m. in the Rovere Room followed by lunch with the print media in the Rovere Room. Any specific player requests must be made before noon on Monday. Quotes and video of the press conference will be posted on WakeForestSports.com.

### ACC Weekly Teleconference

Dave Clawson participates in the ACC's weekly teleconference. The teleconference takes place each Wednesday, with Coach Clawson set to speak at 12:00 p.m. For the media access number, contact the ACC Media Relations Office or the Wake Forest Athletic Communications Office. The teleconference is archived online at theACC.com.

### Covering Practice

Wake Forest typically conducts its practices on campus at the Doc Martin Practice Complex adjacent to the Pruitt Football Center. Please contact the Athletic Communications Office if you'd like to interview a coach or player at the conclusion of practice. Coach Clawson is available in person most days of the week and players are available Tuesday and Wednesday after practice.

### The Dave Clawson Show

Coach Clawson's weekly radio show with the Voice of the Deacons, Stan Cotten, airs on the Wake Forest IMG Sports Network and online at WakeForestSports.com. The show will be held live on location at Bib's Downtown through Oct. 3 and held at the IMG College studios in downtown Winston-Salem for all remaining episodes.

### Coach Clawson Interviews

Aside from the previously mentioned Tuesday press conference, Wednesday teleconference and radio show, Dave Clawson is available for phone interviews on Wednesday afternoons between 12:30-1 p.m. and by appointment only. Please schedule those with the Athletic Communications Office.

### Player Interviews

Players are available at Tuesday's weekly press conference and after practice Tuesday and Wednesday. Phone interviews will be scheduled on an individual basis, contingent on class schedules. Please schedule those with the Athletic Communications Office.

## NOTING THE CLEMSON GAME

- Wake Forest fell to 3-3 on the season following a 63-3 home loss to Clemson on Oct. 6. Clemson's 63 points marked the most-ever scored by a visitor at BB&T Field.
- Kendall Hinton rushed for exactly 92 yards for the second straight year against Clemson. In 2017, Hinton started and had 92 yards on 24 carries. On Oct. 6, Hinton relieved Sam Hartman and rushed 11 times for 92 yards. Hinton's 53-yard run vs. Clemson was the longest rush of the season by Wake Forest.
- Freshman S Nasir Greer recorded a career-high seven tackles against the Tigers.
- WR Greg Dortch was held to a season-low 76 all-purpose yards.

## DORTCH TOPS 100 CAREER RECEPTIONS

- Redshirt sophomore WR Greg Dortch became the fastest Demon Deacon to record 100 career catches in a career.
- Against Clemson, Dortch had three catches for 37 yards, enough to push him over the century mark in just his 14th career game. He now has 101 career catches for 1,314 yards and 14 touchdowns in 14 career contests.
- John Henry Mills (1989-92) had been the previous record-holder, hitting the 100-catch mark in his 22nd career game.
- Earlier this year against Boston College, Dortch became the quickest Deacon to ever reach 1,000 career receiving yards, surpassing the mark in his 11th game. The previous mark had been 19 games.

## LIGHT THE DORTCH

- WR Greg Dortch is second in the nation and first in the ACC in all-purpose yards this week, as the redshirt sophomore is averaging 176.2 yards per game in 2018, up from his 2017 season average of 161.2 YPG.
- Dortch also leads the ACC in receptions per game (8.0) while ranking second in the league in punt return average (13.5) and receiving yards (98.7) per game. He is fifth in the ACC in kickoff return average (23.2). His 8.0 receptions per game rank second nationally while also ranking in the top-10 in the country in punt return average (tenth).
- The redshirt sophomore remains the only player in FBS with two punt return touchdowns.
- Dortch is just the second player in school history with 500 or more receiving yards, 150 or more punt return yards and 200 or more kickoff return yards. The only other Deacon to have accomplished this feat is Fabian Davis in 2002 when he finished the season with 575 receiving yards, 363 punt return yards and 363 kickoff return yards.

## HARTMAN AT THE HELM

- According to Pro Football Focus, Wake Forest QB Sam Hartman is the No. 5 freshman player in the FBS through the first six games of the season.
- Hartman is preceded by WR Jaylen Waddle of Alabama, QB Alan Bowman of Texas Tech, RB Pooka Williams, Jr. of

## ATHLETIC COMMUNICATIONS

Mailing/Shipping Address.....519 Deacon Blvd  
 .....Winston-Salem, NC 27105  
 Phone.....(336) 758-5640  
 Fax .....(336) 758-5140  
 Website.....WakeForestSports.com  
 Associate AD/Ath. Comm. (FB Contact).... Steve Shutt  
 Email .....shuttsj@wfu.edu  
 Office.....(336) 758-5640  
 Cell .....(336) 970-7512  
 Assistant Director (Secondary FB Contact)... Dan Wallace  
 Email .....wallacdj@wfu.edu  
 Office.....(336) 758-1880  
 Cell .....(630) 450-2077  
 Administrative Coordinator (Credentials).. Linda Rieck  
 Email .....riecklc@wfu.edu  
 Director ..... Steve Kirkland  
 Associate Director.....Jay Garneau  
 Assistant Director ..... Grace Bolin  
 Pressbox Phone.....(336) 896-9159

Kansas and WR Jayden Reed of Western Michigan.

- Hartman this week ranks fourth in the nation among freshmen with 209.8 passing yards per game, fourth in completions per game with 17.0, tied for fourth with 10 touchdown passes and tied for fourth in points responsible for (points scored and passed for) with 66.
- Hartman is ranked No. 2 in the nation among freshmen with 1,259 passing yards. Texas Tech's Alan Bowman is the national leader with 1,680.

## HOT HAND HARTMAN

- Freshman QB Sam Hartman has two of the top 10 total offense play games in school history. Hartman debuted with 442 yards of total offense on 64 plays on Aug. 30 against Tulane. He added 64 total offense plays against Boston College on Sept. 13. The 64 total offense plays in a game are tied for the ninth-most in a single game.
- In addition, Hartman has become the first Wake Forest freshman with two games of 300 or more total offense yards. Along with his 442 yards vs. Tulane, Hartman had 306 yards vs. Towson.

## THROUGH THE UPRIGHTS

- Freshman PK Nick Sciba ranks sixth in the nation in field goal percentage among freshmen at .750. He has made 9-of-12 field goal attempts.
- Sciba is sixth in the nation among freshmen with nine field goals made.
- Sciba leads the Deacons with 49 points this season. The school record for most points scored by a true freshman is 60 by RB James McDougald in 1976.
- Sciba already owns the school mark for field goals made by a true freshman having surpassed the previous mark of four set by Danny Nolan in 1983.

## FLORIDA STATE WEEK SCHEDULE

16 TUESDAY	17 WEDNESDAY	18 THURSDAY	19 FRIDAY	20 SATURDAY
Practice 8:20-9:50 a.m.	Practice 8:20-9:45 a.m.	Practice 8:20-9:50 a.m.	Travel to Tallahassee	Game vs. Florida State <ul style="list-style-type: none"> <li>3:30 p.m.</li> <li>Doak Campbell Stadium</li> <li>ESPN2</li> </ul>
Press Luncheon <ul style="list-style-type: none"> <li>11 a.m.</li> <li>Miller Center</li> <li>Coach Clawson &amp; select players</li> </ul>				

# WAKE FOREST FOOTBALL

## MAGGIO WITH THE BOOT

- Junior punter Dom Maggio has averaged better than 40 yards per punt in each of the last five games, which matches his career-long streak of 40+ averages. Maggio averaged better than 40 yards per punt in the final five games of 2017.
- For his career, Maggio has averaged better than 40 yards per punt in 23 of 30 games.
- On the season, Maggio is averaging 41.7 yards per punt on 36 kicks. For his career, he is averaging 42.7 yards per punt. Maggio's 42.7 average is currently the fifth-best mark in school history.
- His 12 punts and 496 yards vs. Clemson were both career highs.

## MID YEAR CHECKUP

- Through six games, the 2018 offense measures up very closely to the record-setting offense of 2017.

	2017	2018
Scoring	184	194
Points / gm.	30.7	32.3
Rush Yards / gm.	182.3	232.8
Pass Completions	101	108
Passing Yards	1337	1290
Pass Touchdowns	9	12
Passing Yards / gm.	222.8	215.0
Total Offense / gm.	405.2	447.8

## RELIABLE RECEIVERS

- Of the 108 passes that Wake Forest quarterbacks have completed, 89 of them have gone to a wide receiver. The Deacs' 82.4 completion percentage to wide receivers is the 11th-highest in the country.

School	Comp. to WR	Total Comp.	Pct.
Ole Miss	149	157	.949
Colorado	136	145	.938
Hawaii	185	198	.934

## HEAD-TO-HEAD COMPARISON

Wake Forest			Florida State	
Stat	NCAA	Category	NCAA	Stat
32.3	49th	Scoring Offense	111th	23.0
232.8	20th	Rushing Offense	125th	92.8
215.0	84th	Passing Offense	49th	251.2
447.8	37th	Total Offense	111th	344.0
36.8	114th	Scoring Defense	61st	25.2
236.5	120th	Rushing Defense	8th	101.2
264.2	105th	Pass Defense	110th	271.0
500.7	122nd	Total Defense	60th	372.2
-0.5	101st	Turnover Margin	116th	-0.8
149	30th	First Downs	123rd	101
133	77th	Opp. First Downs	50th	120
42.3	45th	3rd Down Conv.	128th	30.0
38.0	62nd	Opp. 3rd Down Conv.	37th	34.0
2.0	67th	Sacks By	13th	3.2
2.0	61st	Sacks Against	109th	3.0
34.7	6th	Penalty Yards	89th	65.0
38.0	61st	Net Punting	88th	36.2
12.8	32nd	Punt Return Avg.	20th	15.9
22.2	46th	Kickoff Returns	97th	18.7
25.1	119th	Kickoff Coverage Net	94th	22.3
28:39	90th	Time of Possession	102nd	28:07
77.4	107th	Red Zone Offense	116th	75.0
93.3	113th	Red Zone Defense	19th	73.1

School	Comp. to WR	Total Comp.	Pct.
NC State	120	131	.916
Minnesota	83	92	.902
TCU	112	128	.875
Ohio State	114	132	.864
Houston	117	136	.860
West Virginia	84	99	.848
Virginia	83	100	.830
Wake Forest	89	108	.824
Oklahoma St.	83	101	.822
Clemson	100	122	.820

## DEACS EARN ACC, NATIONAL RECOGNITION

- Greg Dortch and Sam Hartman each earned a pair of accolades on Oct. 1 following the Deacs' game against Rice.
- Dortch was named the ACC Receiver of the Week as well as being named to the Paul Hornung Award Watch list. Hartman was the ACC's Rookie of the Week as well as being a CFPA Honorable Mention for National Player of the Week.

## HARTMAN'S QUICK START VS. OWLS

- Freshman QB Sam Hartman completed 15 of 17 pass attempts for 241 yards and four touchdowns with no interceptions in the Sept. 29 win over Rice. Hartman was named the ACC Rookie of the Week for his performance against the Owls.
- After going 3-for-5 for 23 yards on Wake Forest's first drive of the game, Hartman completed each of his last 12 pass attempts vs. Rice and totaled 218 yards on those 12 attempts.
- Hartman's 12 consecutive completions ties the school record set by Riley Skinner (last 11 attempts of 2008 season, first attempt of 2009 season) and John Wolford vs. Gardner-Webb in 2014.
- Hartman posted a school record QB efficiency rating of 284.96 on Saturday. That is the highest rating ever by a Demon Deacon QB who completed 11 or more passes in a game. Hartman's 284.96 efficiency rating is the third-best turned in by an FBS quarterback this season.
- Hartman completed 88.2 percent of his passes, going 15 for 17. That is the highest percentage ever for a Wake Forest QB with 12 or more pass attempts in a game. Riley Skinner went 11 for 11 in the 2008 EagleBank Bowl win over Navy.
- Hartman has now led the Deacons to three victories, tying the school mark for wins by a true freshman quarterback. John Wolford won three games in 2014.

## BB&T FIELD RECORDS FALL

- Wake Forest's 56 points against Rice on Sept. 29 set a BB&T Field record for points scored by the Deacons. The previous mark had been 54 in a 54-48 win over Duke in 2010.
- The 42 first half points were the most points Wake Forest had ever scored in a half at BB&T Field.

## COLBURN CLEARS 2,000

- On his first carry of Wake Forest's game against Rice on Sept. 29, Matt Colburn II hit the 2,000-yard mark in career rushing yards.
- Colburn carried eight times for 34 yards against the Owls and finished the day with 2,031 career rushing yards.
- Colburn became the 12th player in Wake Forest history to surpass 2,000 career rushing yards. The last Deacon to go over 2,000 yards was Josh Harris in 2013 who finished his career with 2,230 career yards.
- Colburn currently sits at 2,058 career rushing yards.

## QUICK FACTS

Location	Winston-Salem, NC 27109
Founded	1834
Enrollment	5,102 undergraduate
Colors	Old Gold & Black
Stadium	BB&T Field (31,500)
Surface	FieldTurf
Conference	Atlantic Coast
President	Dr. Nathan O. Hatch
Athletic Director	Ron Wellman
Ticket Office Phone	(888) 758-DEAC

## PROGRAM HISTORY

First Year of Football	1888
Season of Football	117th
Bowl Appearances	12 (8-4)
Last Bowl Game	2017 Belk Bowl
All-Time Record	453-657-33 (.411)
All-Time ACC Record	139-315-5 (.308)

## TEAM INFORMATION

2017 Overall Record	8-5
ACC Record/Finish	4-4 (3rd Atl.)
Letterwinners Returning	41 (19 offense, 20 defense, 2 specialists)
Letterwinners Lost	21 (8 offense, 11 defense, 2 specialists)
Starters Returning/Lost	16/9
Offense	8/3
Defense	6/5
Special Teams	2/1

## WAKE FOREST IMG SPORTS NETWORK

Play-By-Play Announcer	Stan Cotten
Color	Lary Sorensen
Sidelines	Dave Goren
Engineer	Tim Sparks
Spotter	Josh Nixon
Studio Host	James Travis
President	Tim Perneti
General Manager	Jeff Salisbury
Partner Services Coord.	Kelsey Gomes

## WAKE FOREST FOOTBALL RADIO NETWORK AFFILIATES

*Galax, VA; Triad	WBRF-FM	98.1
Charlotte	WCRU-AM	96.0
Charlotte	WCRU-FM	105.7
Durham	WDRU-FM	105.5
Fairmont	WFMO-AM	86.0
Greensboro	WKEW-AM	140.0
Greensboro	WKEW-FM	96.3
New Bern	WWNB-AM	149.0
New Bern	WWNB-FM	103.9
Raleigh	WDKU-AM	103.0
Raleigh	WDKU-FM	105.7
Winston-Salem	WPOL-AM	134.0
Winston-Salem	WPOL-FM	103.5

\* - *flagship station*



# WAKE FOREST FOOTBALL

## PRONUNCIATION GUIDE

Alex Bachman.....	BOCK-man
Justin Bartee .....	bar-TEE
Carlos Basham, Jr.....	BASH-em
Essang Bassey .....	EE-sang BASS-ee
Elontae Bateman .....	ee-LON-tay
Christian Beal-Smith.....	BEEL
Matthew Considine .....	CON-si-DINE
Dayton Diemel.....	DEEM-uhl
Jack Freudenthal.....	FROOD-en-thal
Malik Grate .....	GREAT
Justin Herron.....	her-RON
Waydale Jones.....	way-DELL
Sulaiman Kamara.....	SUE-lay-mon kuh-MAR-a
Dom Maggio.....	MAH-gee-oh
Je'Vionte' Nash.....	JAY-vee-on-tay
Trey Ndlovu .....	en-LOW-vu
Loic Ngassam Nya .....	low-EEK NAH-guh-SOM NYE-a
Patrick Osterhage .....	OH-stir-haig
Allan Rappleyea .....	rap-LEE-yay
Traveon Redd .....	TRAY-vee-on
Jaquarii Roberson.....	juh-KWAR-ee ROW-berson
James Sriraman.....	shree-RAH-man
Justin Strnad.....	stir-NAD
Taleni Suhren.....	tuh-LENNY SUR-ren
Jacquez Williams.....	juh-KEZ
Willie Yarbary.....	YAR-bare-ee

## DEAGS IN THE NFL

Player	Team	Exp.
Jessie Bates III	Cincinnati	1st
Tommy Bohanon	Jacksonville	5th
Michael Campanaro	Tennessee	5th
Brandon Chubb	Carolina	3rd
Duke Ejirofor	Houston	1st
Kevin Johnson	Houston	4th
Marquel Lee	Oakland	2nd
Joe Looney	Dallas	7th
Kyle Wilber	Oakland	7th

## DEFENSE EQUALS OFFENSE

- Wake Forest scored two defensive touchdowns in the same game for the first time since 2008.
- Against Rice on Sept. 29, Essang Bassey returned a fumble 51 yards for a score in the second quarter. In the third quarter, Chuck Wade, Jr. returned an interception 60 yards for a score.
- Against Boston College in 2008, Kyle Wilber had a 2-yard fumble return and Kevin Patterson had a 15-yard fumble return.
- Bassey's fumble return marked his second career defensive touchdown after scoring at Boston College on an interception return in 2017.

## WADE ACHIEVES RARE DOUBLE

- Wake Forest senior safety Chuck Wade, Jr. had an interception and 60-yard return for a touchdown against Rice on Sept. 29. It was Wade's first career interception after spending his first three seasons as a wide receiver.
- Wade joined an elite list of Demon Deacons who have caught a touchdown pass during their career and returned an interception for a touchdown.
- Wade caught three touchdown passes as a WR from 2015-17. He is just the third Demon Deacon with a touchdown reception and an interception return for a touchdown in a career in 59 years. Bobby Robinson (1958-60) completed the rare double in 1959 while Jack Ladner (1954-56) did it in 1955.
- Wade is one of two active FBS players with a TD catch and a pick-six (Mack Wilson, Alabama).

## DEFENSE DIALS IT UP VS. OWLS

- Wake Forest's defense forced a season-high six three-and-outs against Rice.
- The Deacs now have five non-offensive touchdowns on the season (3 PR, 1 fumble return, 1 interception return). It marks the most non-offensive touchdowns by the Deacons since collecting a school record 10 in 2007. It is the third-highest total in a season ever behind the six non-offensive touchdowns in 2003. Wake Forest zoomed into 10th place nationally in defensive touchdowns following the Rice game.
- Wake Forest's 103 yards in interception returns vs. Rice was the most since notching 104 yards in interception return yards at Utah State in 2014.
- Wake Forest ended a streak where it had allowed 280 or more passing yards in 10 straight games. Rice passed for 103 yards.
- The Deacon defense had allowed 410 or more yards of total offense in each of its last 12 games. Rice had 370 total offense yards, the fewest since Wake Forest held Florida State to 270 yards last Sept. 30.

## CARNEY TIMES TWO

- Cade Carney posted his second career multi-touchdown game with two scores vs. Rice.
- Carney scored on a pair of 1-yard runs in the first half.
- In 2016, Carney rushed for three touchdowns at Duke as a true freshman, scoring on runs of seven, one, and 55 yards.

## OFFENSIVE OUTPUT

- Wake Forest converted 6-of-12 third down attempts against Rice. The Deacons are 45th nationally and sixth in the ACC in third down conversion percentage at .423.
- The Deacons have converted at better than 50 percent in four of six games this season. In 2017, Wake Forest converted better than 50 percent just four times in 13 games.
- Wake Forest remains third in the country in fewest penalties with just 20 through six games. Since 1980,

Wake Forest's best average for penalties came in 1983 with an average of 4.5 per game.

- The Deacons are just behind last year's school record scoring average of 35.3 points per game. Wake Forest is 49th in the nation at 32.3 points per game.
- With a 51-20 win over Towson on Sept. 8 and Saturday's 56-24 victory over Rice, the Deacons have two 50-point games this year. The school record is three set last year with a 51-7 win over Presbyterian, a 64-43 victory at Syracuse and the 55-52 Belk Bowl win over Texas A&M.

## HIGH MARKS AGAINST RICE

- Punter Dom Maggio averaged a season-best 45.2 yards on four punts.
- Wake Forest won the turnover margin for the first time this season.
- Sam Hartman threw a career-high four touchdown passes while Greg Dortch tied his career-high with four touchdown catches. Dortch's 54-yard touchdown catch was a career-long.
- TE Jack Freudenthal had a career-long 42-yard reception and WR Jaquarii Roberson had his first two career receptions.
- Sulaiman Kamara matched his career-high with four tackles while Manny Walker matched his career-high with three.
- PK Nick Sciba had a career-best seven PATs.

## GROUND GAME

- Wake Forest rushed for 259 yards vs. Notre Dame on Sept. 22, the most the Deacons had gained on the ground in five games with the Fighting Irish and the most rushing yards Notre Dame has allowed this year.
- The game marked the third-straight game the Deacons have pounded out 250 or more yards rushing. The last time Wake Forest had three straight 250-yard games occurred in the final three games of the 1971 season. That year, the Deacons closed the season with 307 yards vs. William & Mary, 345 vs. Duke and 298 vs. South Carolina.
- Wake Forest has rushed for 200 or more yards in eight of its 18 games since the start of the 2017 campaign.

## NEWS & NOTES

- Wake Forest is the least-penalized team in the FBS, having been called for a total of 20 penalties on the year. The Deacons are sixth in the nation in fewest penalty yards with 153.
- Wake Forest's offense is second in the ACC in first downs with 149. The Deacons had at least 27 first downs in the first four games to start the season.
- Wake Forest is 20th in the nation in rushing yards with an average of 232.8 per game. The school record is 304 yards rushing per game by the 1971 team. Wake Forest last ranked among the top 20 rushing teams in the nation in 2004 with a No. 17 ranking.
- Offensively, Wake Forest is 49th in the nation in scoring at 32.3 points per game and 37th in total offense with 447.8 yards per game.

## SUSTAINED DRIVES

- Wake Forest is tied for 12th in the nation in scoring drives of 10 or more plays.
- The Deacons have 11 sustained scoring drives (seven touchdowns, 4 field goals) that took 10 or more plays.

Team	Total (TD/FG)
Ball State	16 (7/9)
Army	14 (13/1)
Bowling Green	14 (11/3)
Washington State	13 (12/1)
Tulsa	13 (8/5)

# WAKE FOREST FOOTBALL

Ohio State	12 (8/4)
Ole Miss	12 (8/4)
Baylor	12 (7/5)
Auburn	12 (7/5)
Indiana	12 (7/5)
LSU	12 (6/6)
Hawaii	11 (9/2)
Texas	11 (7/4)
Wake Forest	11 (7/4)
Georgia State	11 (7/4)
South Carolina	11 (6/5)
East Carolina	11 (6/5)

## DO IT ALL DORTCH

- Greg Dortch ranks seventh in the nation in combined kick returns with 203 punt return yards and 257 kickoff return yards.
- Dortch is the only player in the country with more than 150 yards in receiving, punt return yards and kickoff return yards. Last year, only one player, Christian Kirk of Texas A&M, finished the season with greater than 150 yards in all three categories.

## BREAK IT UP, BASSEY

- Wake Forest corner Essang Bassey had quite the sophomore campaign in 2017. Bassey tied the school record with 19 passes defended, including three interceptions and 16 pass break-ups.
- An honorable mention All-ACC pick last year, Bassey was second in the league in passes defended. After starting all 13 games, Bassey had three PBUs in the Belk Bowl and was named to ESPN's All-ACC Bowl team.
- He has been named a third team preseason All-ACC pick by Athlon in 2018.
- On the year, Bassey has six breakups and one interception. His 1.4 passes defended per game ranks 33rd in all of FBS and tied for third in the ACC.
- Bassey also added his second defensive score of his career against Rice on Sept. 29, returning a fumble 51 yards for a score. Last season, against Boston College, Bassey had an interception returned for a touchdown.

## SPECIAL TEAMS SPOTLIGHT

- Wake Forest is the only school with three punt return touchdowns on the season.
- Greg Dortch returned two punts for touchdowns against Towson on Sept. 8.
- The Deacons' Demetrius Kemp blocked a punt against Boston College on Sept. 13 that was recovered in the end zone for a touchdown by Malik Grate. The blocked punt counts statistically as a punt return for a touchdown.
- The three punt returns for touchdowns ties the school record set in 1945.

## FAST-PACED ATTACK

- Wake Forest set a school record by running 105 offensive plays against Boston College.

- The Demon Deacons rushed the ball 60 times for 298 yards and attempted 45 passes for 214 yards.
- The previous high for offensive plays in a game was 103 set against Western Carolina in 1982.
- With 94 plays vs. Tulane, the 2018 Deacons have run two of the top six play totals in school history this year.

## BB&T FIELD 50TH ANNIVERSARY

- Wake Forest's BB&T Field will celebrate its 50th birthday in 2018. Opened in 1968 as Groves Stadium, the Demon Deacons have played 287 games and compiled a record of 129-158-4.
- BB&T Field has hosted two ACC Championship teams in the 1970 squad and the 2006 team.
- The first game was against NC State on Sept. 14, 1968. Wake Forest's first win at the stadium came on Oct. 26, 1968 with a 48-31 win over North Carolina.
- Wake Forest has gone undefeated at BB&T Field on two occasions, posting a 5-0 mark in 1979 and a 4-0 record in 1970. Three times Wake Forest has won five home games in a season: 1979, 2007 and 2008.
- Head coach Dave Clawson, with 13 wins in his first four seasons, needs three victories in 2018 to become the second-winningest coach at BB&T Field.

## DORTCH TWICE AS NICE ON SPECIAL TEAMS

- Redshirt sophomore WR Greg Dortch continues to put the flame to the Wake Forest record book. Dortch had two punt returns for touchdowns against Towson on Sept. 8, scoring on returns of 70 and 60 yards.
- The last and only other Deacon with two punt returns for scores in a game was Johnny Cox who turned the feat against Davidson in 1927.
- Dortch became just the fourth player in ACC history with two punt return touchdowns in a game: Devin Hester (Miami) vs. Louisiana Tech in 2004; Ryan Switzer (UNC) vs. Pitt in 2013; Andre Purvis (UNC) vs. Tulane in 1993.
- His 43.7 yards per punt return in a game set an ACC record for PR average (min. 3 returns), breaking the mark of 41.8 by Don Kelly of Clemson vs. Maryland in 1970.

## WAKE FOREST IN OVERTIME (4-7)

Date	Opponent	Site	OT	W/L
10/2/98	Appalachian State	H	1	L, 27-30
8/29/02	Northern Illinois	A	1	L, 41-42
9/4/04	Clemson	A	2	L, 30-37
10/2/04	NC State	A	1	L, 21-27
9/22/07	Maryland	H	1	W, 31-24
11/1/08	Duke	H	1	W, 33-30
9/26/09	Boston College	A	1	L, 24-27
11/7/09	Georgia Tech (10/11)	A	1	L, 27-30
9/1/11	Syracuse	A	1	L, 29-36
11/22/14	Virginia Tech	H	2	W, 6-3
8/31/18	Tulane	A	1	W, 23-17

## WAKE'S RECORD WHEN

	2018	Under Clawson
At Home	2-3	14-16
On The Road	1-0	8-16
Neutral Site Games	0-0	2-0
Vs. ACC Opponents	0-2	9-25
Vs. Non-Conference Opp.	3-1	15-7
Vs. In-State Opponents	0-0	5-7
In August	1-0	2-1
In September	2-3	13-8
In October	0-0	3-12
In November	0-0	4-11
In December	0-0	2-0
On ABC	0-1	0-3
On Raycom/ACC Network	0-0	2-3
On CBS Sports Network	1-0	2-1
On ESPN	0-2	2-6
On ESPN2	0-0	0-4
On ESPN3	0-0	2-4
On ACC Network Extra/ESPN3	1-0	10-0
On Fox Sports	1-0	5-9
On NBC	0-0	0-2
On Big Ten Network	0-0	1-0
Against Unranked Teams	3-1	22-19
Against Ranked Teams	0-2	2-13
Against Top-10 Teams	0-2	0-9
Afternoon Games	2-2	16-21
Night Games	1-1	8-11
Decided by 7 or Less	1-1	11-8
Winning Coin Toss	0-2	12-15
Losing Coin Toss	3-1	12-17
Scoring First	3-1	16-12
Opp. Scores First	0-2	8-20
Leading At Halftime	3-0	17-7
Tied At Halftime	0-1	4-4
Trailing At Halftime	0-2	3-21
Leading After 3 Qtrs	2-0	16-5
Tied After 3 Qtrs.	0-0	2-1
Trailing After 3 Qtrs.	1-3	6-26
In Overtime	1-0	2-0
Scoring 30+ Pts	2-1	13-2
Scoring 20-29 Pts	1-1	7-8
Scoring 0-19 Pts	0-1	4-22
Allowing 30+ Pts	0-3	3-20
Allowing 20-29 Pts	2-0	8-9
Allowing 0-19 Pts	1-0	13-3
Outrushing Opp.	1-2	15-5
Getting Outrushed	2-1	9-27
Pass For More Yds	2-0	12-12
Pass For Fewer Yds	1-3	12-20
Outgaining Opp.	3-0	16-6
Getting Outgained	0-3	8-26
Win Time of Poss.	0-3	12-12
Lose Time of Poss.	3-0	12-20
Score a Def./ST TD	1-1	6-4
Allow a Def./ST TD	0-0	1-10
Fewer Penalty Yards	3-1	11-20
More Penalty Yards	0-1	13-11
Equal Penalty Yards	0-1	0-1
Win Turnover Battle	1-0	13-7
Lose Turnover Battle	2-1	5-17
Turnover Battle Even	0-2	6-8
In Gold Helmets	1-1	11-7
In Matte Helmets	2-2	8-17
In Black Helmets	0-0	5-8
White Jerseys	1-0	9-14
Black Jerseys (black sleeves)	1-3	10-16
Black Jerseys (gold sleeves)	1-0	5-2
In White Pants	1-0	5-5
In Gold Pants	2-1	11-8
In Black Pants	0-2	8-19

## ON THIS DATE IN DEACON FOOTBALL HISTORY - OCTOBER 20 - RECORD: 6-4-1

**2012:** Wake Forest's 16-10 win over Virginia in Charlottesville was not a classic win. The Deacons posted just 213 yards of total offense, their fewest in an ACC win since 1966. Josh Harris rushed for one touchdown and placekicker Chad Hedlund, elevated to the starting position the week before the game, hit three field goals to account for Wake Forest's scoring. The defense forced three Cavalier turnovers and punter Alex Kinal averaged 44.5 yards per punt as he consistently flipped the field to the Deacons' advantage.

**2007:** Wake Forest fell behind Navy 17-14 in the second quarter before outscoring the Midshipmen 30-7 to finish with a 44-24 win at Navy-Marine Corps Memorial Stadium. Kenny Moore caught a pair of touchdown passes from Riley Skinner, Sam Swank booted three field goals and Josh Adams rushed for 131 yards. Moore finished the game with 181 receiving yards and tied his own school record with 15 receptions.

**1979:** Jay Venuto threw two touchdown passes as Wake Forest improved to 6-1 on the season with a 25-17 win over Maryland at Groves Stadium. Venuto hit Wayne Baumgardner with a 12-yard pass late in the second quarter and threw a 6-yard scoring pass to Bill Ruffner in the fourth quarter. James McDougald carried 22 times for 61 yards and added a touchdown run.

# WAKE FOREST FOOTBALL

## 2018 ACC STANDINGS

Atlantic Division	CONFERENCE			OVERALL			STRK	HOME	ROAD	NEU	DIV
	W-L	PF	PA	W-L	PF	PA					
Clemson	3-0	139	47	6-0	253	87	W6	3-0	3-0	0-0	2-0
NC State	2-0	63	44	5-0	165	84	W5	4-0	1-0	0-0	1-0
Boston College	2-1	102	82	5-2	277	182	W1	4-0	1-2	0-0	2-1
Syracuse	1-2	90	78	4-2	258	151	L2	3-0	1-2	0-0	1-1
Florida State	1-3	65	106	3-3	138	151	L1	2-1	1-2	0-0	1-1
<b>Wake Forest</b>	<b>0-2</b>	<b>37</b>	<b>104</b>	<b>3-3</b>	<b>194</b>	<b>221</b>	<b>L1</b>	<b>2-3</b>	<b>1-0</b>	<b>0-0</b>	<b>0-2</b>
Louisville	0-4	78	159	2-5	143	234	L4	2-2	0-2	0-1	0-2

Coastal Division	CONFERENCE			OVERALL			STRK	HOME	ROAD	NEU	DIV
	W-L	PF	PA	W-L	PF	PA					
Virginia Tech	3-0	77	36	4-2	197	147	W1	1-1	33-1	0-0	2-0
Miami	2-1	88	53	5-2	262	127	L1	4-0	1-1	0-1	1-1
Virginia	2-1	64	51	4-2	167	115	W1	3-0	0-2	1-0	1-0
Pittsburgh	2-1	103	94	3-4	170	216	L1	3-1	0-3	0-0	1-1
Duke	1-1	42	45	5-1	192	106	W1	2-1	3-0	0-0	1-1
North Carolina	1-2	67	104	1-4	103	169	L2	1-1	0-3	0-0	1-2
Georgia Tech	1-3	120	132	3-4	262	198	L1	2-2	1-2	0-0	0-2

## UPCOMING ACC SCHEDULE

Saturday, October 20

North Carolina at Syracuse . . . . . 12:00

Virginia at Duke . . . . . 12:30

NC State at Clemson . . . . . 3:30

Wake Forest at Florida State . . . . . 3:30



## 2018 ACC BOWL TIE-INS

Bowl	Date/Time (ET)	Site	Matchup	Network
Bad Boy Mowers Gasparilla Bowl	Dec. 20 / 8:00 p.m.	St. Petersburg, Fla.	ACC/CUSA vs. American	ESPN
Birmingham Bowl	Dec. 22 / 12:00 p.m.	Birmingham, Ala.	SEC vs. American*	ESPN
Zaxby's Heart of Dallas Bowl	Dec. 26 / 1:30 p.m.	Dallas, Texas	ACC/CUSA vs. Big Ten	ESPN
Quick Lane Bowl	Dec. 26 / 5:15 p.m.	Detroit, Mich.	ACC vs. Big Ten	ESPN
Walk-On's Independence Bowl	Dec. 27 / 1:30 p.m.	Shreveport, La.	ACC vs. SEC	ESPN
New Era Pinstripe Bowl	Dec. 27 / 5:15 p.m.	The Bronx, N.Y.	ACC vs. Big Ten	ESPN
Franklin American Mortgage Music City Bowl	Dec. 28 / 1:30 p.m.	Nashville, Tenn.	ACC/Big Ten vs. SEC	ESPN
Camping World Bowl	Dec. 28 / 5:15 p.m.	Orlando, Fla.	ACC vs. Big 12	ESPN
Chick-fil-A Peach Bowl	Dec. 29 / 12:00 p.m.	Atlanta, Ga.	At-Large vs. At-Large	ESPN
Belk Bowl	Dec. 29 / 12:30 p.m.	Charlotte, N.C.	ACC vs. SEC	ABC
Capital One Orange Bowl	Dec. 29 / 4 or 8 p.m.	Miami Gardens, Fla.	National Semifinal	ESPN
Goodyear Cotton Bowl Classic	Dec. 29 / 4 or 8 p.m.	Arlington, Texas	National Semifinal	ESPN
Military Bowl Pres. by Northrop Grumman	Dec. 31 / 12:00 p.m.	Annapolis, Md.	ACC vs. American	ESPN
Hyundai Sun Bowl	Dec. 31 / 2:00 p.m.	El Paso, Texas	ACC vs. Pac-12	CBS
TaxSlayer Bowl	Dec. 31 / 7:30 p.m.	Jacksonville, Fla.	ACC/Big Ten vs. SEC	ESPN
PlayStation Fiesta Bowl	Jan. 1 / 1:00 p.m.	Glendale, Ariz.	At-Large vs. At-Large	ESPN
National Championship	Jan. 7 / 8:00 p.m.	Santa Clara, Calif.	Semifinal winners	ESPN

\* Possible bowl game if other conferences do not qualify for slot and additional ACC teams are available

## ACC TEAM RANKINGS

### ALL GAMES

	STAT	ACC
Scoring Offense	32.3	8th
Scoring Defense	36.8	14th
Total Offense	447.8	6th
Total Defense	500.7	14th
Rushing Offense	232.8	3rd
Rushing Defense	236.5	14th
Passing Offense	215.0	9th
Passing Defense	264.2	12th
Passing Efficiency	116.1	12th
Passing Efficiency Def.	151.3	14th
Kickoff Returns	22.2	7th
Punt Return Avg.	12.8	6th
Interceptions	3	t-10th
Net Punting	38.0	6th
Kickoff Coverage	36.4	13th
Field Goal Pct.	75.0	t-6th
PAT Kicking	100.0	t-1st
Sacks By	12	t-11th
Sacks Against	12	t-7th
First Downs	149	2nd
Opp. First Downs	133	10th
3rd Down Conversions	42.3	6th
Opp. 3rd Down Conv.	38.0	9th
4th Down Conversions	66.7	3rd
Opp. 4th Down Conv.	54.5	t-9th
Penalty Yards	34.7	2nd
Opp. Penalty Yards	51.0	3rd
Time of Possession	28:39	8th
Turnover Margin	-3	11th
Red Zone Offense	77.4	11th
Red Zone Defense	93.3	t-12th

## ACC INDIVIDUAL LEADERS - ALL GAMES

	OFFENSE			Stat	ACC	NCAA	DEFENSE		
	Stat	ACC	NCAA				Stat	ACC	NCAA
<b>Greg Dortch</b>	Receptions / gm	8.0	1st	2nd	<b>Essang Bassey</b>	Passes Defended / gm	1.17	t-3rd	33rd
All-Purpose Yards / gm	176.2	1st	2nd	Tackles / gm	6.5	t-15th	--		
Receiving Yards / gm	98.7	2nd	12th	<b>Ja'Sir Taylor</b>	Passes Defended / gm	0.67	t-15th	--	
Punt Return Average / gm	13.5	2nd	10th	<b>Cameron Glenn</b>	Tackles / gm	5.8	t-25th	--	
Scoring (TD) / gm	7.0	t-4th	--	<b>Justin Strnad</b>	Tackles / gm	5.7	28th	--	
<b>Sam Hartman</b>	Total Offense / gm	243.2	5th	59th	<b>Chuck Wade, Jr.</b>	Tackles / gm	5.0	t-44th	--
Passing / gm	209.8	4th	58th	<b>DJ Taylor</b>	Tackles / gm	5.2	t-37th	--	
Passing Efficiency	124.3	10th	90th	<b>Carlos Basham, Jr.</b>	Tackles / gm	4.8	t-47th	--	
<b>Cade Carney</b>	Rushing / gm	74.3	6th	57th	Sacks / gm	0.5	t-18th	--	
<b>SPECIAL TEAMS</b>	Stat	ACC	NCAA						
<b>Nick Sciba</b>	PAT Kicking Pct.	100.0	t-1st	--					
Scoring (Kick) / gm	8.2	4th	--						
Field Goals / gm	1.5	4th	21st						
Scoring / gm	8.2	6th	38th						
Field Goal Pct.	75.0	2nd	38th						
<b>Dom Maggio</b>	Punting Average	41.7	8th	62nd					

## COLLEGE PRESSBOX.COM

CollegePressBox.com is the official media website for ACC football. Access and download weekly game notes, stats, media guides and more for the ACC and each of its 14 member schools. High- and low-resolution head shots, action shots and logos are available for download, as well as information and photographs for other Wake Forest sports.

Login information will be distributed by the conference office to accredited media, or you can apply for a password by sending an e-mail to password@collegepressbox.com.



# WAKE FOREST FOOTBALL

## WAKE FOREST - FLORIDA STATE SERIES



**FLORIDA STATE 26, WAKE FOREST 19**  
**SEPTEMBER 30, 2017**  
**BB&T FIELD (31,588)**

**WINSTON-SALEM, N.C. --** A final-minute touchdown was the difference as Wake Forest was edged by No. 25 Florida State, 26-19, on Sept. 30, 2017.

A 7-yard run by Matt Colburn with 13:57 left in the game put the Demon Deacons (4-1, 1-1 ACC) ahead, 19-16.

The Seminoles (1-2, 1-1 ACC) answered with a 35-

yard field goal by Ricky Aguayo to tie it at 19-19 with 6:20 left.

Wake Forest was held to back-to-back three-and-outs, then Florida State's first play from scrimmage on its final drive went as a 40-yard touchdown pass from James Blackman to Auden Tate for the game-winner with 53 seconds left.

The Deacs went 43 yards on their final drive to get the ball inside the FSU 40, but John Wolford's Hail Mary pass attempt to Scotty Washington was batted down.

Wolford went 24-for-34 passing for 271 yards passing, and a dropped pass resulted in his first interception of the season. Greg Dortch led the receiving corps by becoming the first Deacon with 10 receptions in a game since 2015, hauling in 10 passes for a career-high 110 yards. Wolford also led the Deacs on the ground with 19 carries for 63 yards and a score.

The Deacs totaled a season-high 17 tackles for loss including five sacks. Grant Dawson, Duke Ejfor and Wendell Dunn racked up 3.5 TFLs apiece, while Willie Yarbary had a pair of sacks.

Jessie Bates III finished with a season-high 14 tackles, while Dawson added 10 and a forced fumble.

Scoring	1	2	3	4	Total
Florida State	3	10	3	10	26
Wake Forest	3	9	0	7	19

### 1st Quarter

FS - Aguayo 51 yd field goal, 7:06  
 WF - Weaver 24 yd field goal, 2:48

### 2nd Quarter

WF - Weaver 39 yd field goal  
 WF - Wolford 3 yd run (Weaver kick failed), 6:59  
 FS - Patrick 1 yd run (Aguayo kick), 5:41  
 FS - Aguayo 27 yd field goal, 2:55

### 3rd Quarter

FS - Aguayo 37 yd field goal, 4:18

### 4th Quarter

WF - Colburn 7 yd run (Weaver kick), 13:57  
 FS - Aguayo 35 yd field goal, 6:20  
 FS - Tate 40 yd pass from Blackman (Aguayo kick), 0:53

	WF	FS
FIRST DOWNS	16	25
RUSHES-YARDS (NET)	35-133	48-190
PASSING YDS (NET)	203	263
Passes Comp-Att-Int	14-30-0	29-41-1
TOTAL OFFENSE PLAYS-YARDS	65-336	89-453
Fumble Returns-Yards	0-0	0-0
Punt Returns-Yards	3-15	4-58
Kickoff Returns-Yards	3-65	1-3
Interception Returns-Yards	1-0	0-0
Punts (Number-Avg)	7-45.3	5-40.6
Fumbles-Lost	1-0	1-1
Penalties-Yards	4-25	9-79
Possession Time	24:55	35:05
Third-Down Conversions	4 of 16	9 of 19
Fourth-Down Conversions	2 of 3	3 of 3
Red-Zone Scores-Chances	2-4	3-3
Sacks By: Number-Yards	1-18	3-14

**RUSHING:** FS - Patrick 19-120; Akers 14-58; Rasul 4-6; TM 1-minus 2; Blackman 5-minus 39; Ruble 0-minus 6. WF - Wolford 19-63; Colburn 5-13; Byrd 6-18; Dortch 4-7.

**PASSING:** FS - Blackman 11-21-121-1-0. WF - Wolford 24-34-271-0-1; Dortch 0-1-0-0-0.

**RECEIVING:** FS - Patrick 3-26; Tate 2-47; Murray 2-2; Akers 2-2; Gavin 1-43; Campbell 1-1. WF - Dortch 10-110; Colburn 4-28; Serigne 3-56; Wade 3-11; Washington 2-57; Lewis 1-7; Hines 1-2.

## WF - FSU CONNECTIONS

- Wake Forest LB coach Brad Sherrod was an assistant coach at his alma mater, Duke, in 2004-05 when FSU WR coach David Kelly was the coaching the Blue Devil wide receivers.
- Wake Forest LB Justin Strnad and FSU WR George Campbell each attended East Lake High in the Clearwater area.
- Deacon CB Amari Henderson and FSU LB Josh Brown were teammates at Charlotte Mallard Creek HS.
- Wake Forest freshman OL Orlando Heggs II and FSU redshirt junior WR Tyrell Moorer are both graduates of The Bolles School in Jacksonville.



## SERIES HISTORY

**Overall: FSU leads, 29-6-1**

All Games at WFU: 3-9  
 Games at BB&T Field: 3-9  
 All Games at FSU: 3-19-1  
 Games at Bobby Bowden Field: 3-19-1  
 All Neutral site games: 0-1  
 Dave Clawson vs. FSU: 0-4  
 Willie Taggart vs. WFU: 0-0  
 Last WFU Win: 35-30 (10/8/11), at WF  
 Last FSU Win: 26-19 (9/30/17), at WF  
 Last WFU win at FSU: 12-3 (9/20/08)  
 Last FSU win at WFU: 26-19 (9/30/17)  
 Current Streak: FSU, 6  
 Longest WFU Streak: 3 (2006-2009)  
 Longest FSU Streak: 14 (1992-2005)  
 Largest WFU win: 30 in 2006  
 Largest FSU win: 59 in 1995

9/30/2017	L	H	19-26
10/15/2016	L	A	6-17
10/3/2015	L	H	16-24
10/4/2014	L	A	3-43
11/9/2013	L	H	3-59
9/15/2012	L	A	0-52
10/8/2011	W	H	35-30
9/25/2010	L	A	0-31
11/14/2009	L	H	28-41
9/20/2008	W	A	12-3
10/11/2007	W	H	24-21
11/11/2006	W	A	30-0
10/8/2005	L	A	24-41
10/23/2004	L	H	17-20
10/25/2003	L	A	48-24
11/2/2002	L	H	34-21
9/29/2001	L	A	24-48
11/11/2000	L	H	6-35
10/16/1999	L	A	10-33
11/14/1998	L	H	7-24
11/15/1997	L	A	7-58
11/9/1996	L	N1	7-44
10/14/1995	L	A	13-72
9/17/1994	L	H	14-56
10/30/1993	L	A	0-54
9/26/1992	L	A	7-35
9/15/1973	W	H	9-7
9/26/1970	L	A	14-19
11/23/1968	L	A	24-42
11/19/1966	L	A	0-28
11/6/1965	L	A	0-35
10/12/1963	L	A	0-35
10/1/1960	L	A	6-14
9/19/1959	W	A	22-20
10/4/1958	L	A	24-27
10/20/1956	T	A	14-14
1 - Orlando, FL			

# WAKE FOREST FOOTBALL

## Dave CLAWSON

Head Coach

5th Year

Williams ■ 1989



Four may not be Dave Clawson's lucky number but perhaps it should be. Having recently completed his fourth season at Wake Forest, his fourth head coaching stop, Clawson seems to always strike gold in Year Four.

Clawson, who started his head coaching career at Fordham in 1999, took the Rams to a 10-3 record in his fourth year in The Bronx and a berth in the Football Championship Subdivision playoffs. Clawson started at Richmond in 2004 and had the Spiders at 11-3 and in the FCS semifinals in Year Four. At Bowling Green, Clawson's fourth season produced an 8-5 record and a berth in the Military Bowl. And Year Four at Wake Forest as no less magical with the Deacons sitting at 8-5 following a thrilling 55-52 win over Texas A&M in the Belk Bowl in December.

For four seasons with the Demon Deacons, Clawson has preached strong defense and patience on offense. Year Four brought an avalanche of offense as his group of attackers, thrown into the fire in 2014 as youngsters, matured into a tenacious group that set school records for scoring and total offense.

The Demon Deacons set 105 records in 2017, tied another 15 marks, and became one of the nation's most efficient and productive offenses. Wake Forest set major records for points scored in a season, obliterating the record by 97 points. The offense set new marks for total offense yards in a game and in a season, yards per carry, most touchdowns scored and most touchdown passes in a season. The defense set a record with 106 tackles for loss.

But two records stand out: Wake Forest had 11 players selected for 12 All-ACC positions, and as a team, the Deacons beat six bowl teams in 2017.

The 2016 season marked year three in a career that has steadily shown vast improvement in year three. During his time at Fordham, Richmond and Bowling Green, Clawson's year three teams averaged six wins. He exceeded that mark with seven victories in 2016.

With the 2016 addition of McCreary Field House, Wake Forest's state-of-the-art indoor practice facility, and the construction of the Sutton Sports Performance Center, which will mark yet another technologically advanced facility, Clawson and the Deacons are clearly on a roll.

On December 10, 2013, Clawson became the 32nd head football coach in Wake Forest University history. The head coach at Bowling Green State University from 2009 through 2013, Clawson led the Falcons to the 2013 Mid-American Conference championship with a 47-27 win over No. 16 Northern Illinois.

Clawson joined the Demon Deacons after five seasons as the head coach at BGSU in Bowling Green, Ohio. He built the Falcons to be explosive both offensively and defensively. The 2013 Bowling Green team ranked 29th in the nation in total offense and tenth in total defense. In 2012, BGSU was ranked sixth in the nation in total defense and 10th nationally in scoring defense, yielding just 16.8 points per game. The Falcons were one of only two non-power conference teams to rank in the top 30 statistically in both total offense and total defense in 2013.

Bowling Green's 2013 team went 10-3 overall under Clawson and won the MAC East title with a 7-1 record. The Falcons received a bid to the Little Caesar's Bowl in Detroit. It marked the third bowl appearance in five seasons for Clawson's team.

In his 18 years as a head coach, Clawson delivered a conference championship at each of his first three stops. Prior to the 2013 Mid-American Conference title at Bowling Green, Clawson helped Richmond to a pair of Colonial Athletic Association titles in 2005 and 2007. His first championship as a head coach came in 2002 when he led Fordham to the Patriot League title.

He has also earned numerous Coach of the Year awards.

He was the Patriot League Coach of the Year in 2001 and 2002 and was awarded the 2005 Atlantic 10 Coach of the Year award in just his second year in the league. The 2007 CAA Coach of the Year award marked his fourth conference Coach of the Year honor in his first nine years as a head coach.

In 2002, Clawson was the Schutt Sports/American Football Monthly I-AA Coach of the Year and a finalist for the Eddie Robinson Award. In 2005, Clawson earned National Coach of the Year from I-AA.org and was again a finalist for the Eddie Robinson Award.

A 1989 graduate of Williams College in Massachusetts, Clawson earned a degree in political economy. A native of Youngstown, N.Y., Clawson was a defensive back for Williams and went on to serve as a graduate assistant coach at Albany in 1989 and 1990. He moved to Buffalo for the 1991 and 1992 seasons, tutoring the secondary his first year and the quarterbacks and running backs his second.

In 1993, Clawson was named the running backs coach at Lehigh and helped the Mountain Hawks to a 7-4 record and the Patriot League championship. He was promoted to offensive coordinator in 1994 and spent two years in that role, adding another Patriot League title in 1995. Lehigh won a pair of Patriot League titles in his three years and his offense led the league in scoring, total offense and pass offense in each of his final two seasons.

Villanova hired Clawson as offensive coordinator in 1996 and his offense helped the Wildcats to NCAA FCS appearances in 1996 and 1997. During his tenure at Villanova, Clawson's offense established 70 program records, held the No. 1 ranking in the nation for six weeks in 1997 and won the 1997 Atlantic 10 championship. He tutored Brian Westbrook who became the first player in college football history to gain 1,000 yards both rushing and receiving.

Following the 1998 season, Clawson became the nation's youngest Division I head coach when he was named head coach at Fordham. Inheriting a team that had won just 22 games in the previous 10 years, Clawson turned the Rams into the Patriot League champions in his fourth season. He was the Patriot League Coach of the Year in both 2001 and 2002. Clawson helped the Rams 2002 FCS Playoffs where they defeated fourth seed Northeastern in the opening round before falling to Villanova.

Clawson was named the head coach at Richmond prior to the 2004 season. He guided the Spiders to the biggest two-year turnaround in school history, improving from 3-8 in 2004 to 9-4 in 2005. In 2007, his final year with the Spiders, Clawson guided Richmond to an 11-3 record, the Colonial South title and the FCS national semifinals.

He left Richmond in 2008 to replace David Cutcliffe as the offensive coordinator under Phillip Fulmer at Tennessee. Following that season, Clawson was named the head coach at Bowling Green in time for the 2009 season.

Clawson and his wife, Catherine, are the parents of two children, Courtney and Eric.



### THE DAVE CLAWSON FILE

#### BORN

- August 16, 1967 in Youngstown, New York

#### FAMILY

- Wife — Catherine
- Children — Courtney and Eric

#### EDUCATION

- Williams College — 1989  
B.A. in Political Economy
- SUNY Albany — 1992  
M.A. in Liberal Studies

#### PLAYING HISTORY

- Williams College — 1985-88  
Three-year starter at defensive back  
Also played basketball

#### COACHING HONORS

- 2007 CAA Coach of the Year
- 2005 I-AA.org National Coach of the Year
- 2005 Atlantic 10 Coach of the Year
- 2002 Schutt Sports/American Football Monthly National I-AA Coach of the Year
- 2001 & 2002 Patriot League Coach of the Year

#### CHAMPIONSHIPS AS A HEAD COACH

- 2013 MAC Championship (Bowling Green)
- 2007 CAA Championship (Richmond)
- 2005 Atlantic-10 Championship (Richmond)
- 2002 Patriot League Championship (Fordham)

#### AS A HEAD COACH

Year	School	Record	Conf	Post.
2018	Wake Forest	3-3	0-2	
2017	Wake Forest	8-5	4-4	Belk
2016	Wake Forest	7-6	3-5	Military
2015	Wake Forest	3-9	1-7	
2014	Wake Forest	3-9	1-7	
2013	Bowling Green	10-3	7-1	Li'Caesars
2012	Bowling Green	8-5	6-2	Military
2011	Bowling Green	5-7	3-5	
2010	Bowling Green	2-10	1-7	
2009	Bowling Green	7-6	6-2	Humanitarian
2007	Richmond	11-3	7-1	FCS Semi
2006	Richmond	6-5	3-5	
2005	Richmond	9-4	7-1	FCS QF
2004	Richmond	3-8	2-6	
2003	Fordham	9-3	4-3	
2002	Fordham	10-3	6-1	FCS QF
2001	Fordham	7-4	5-2	
2000	Fordham	3-8	1-5	
1999	Fordham	0-11	0-6	

#### Career

At Fordham	29-29	16-17
At Richmond	29-20	19-13
At Bowling Green	32-31	23-17
At Wake Forest	24-32	9-25

#### AS AN ASSISTANT COACH

Year	School	Record	Conf	Bowl
2008	Tennessee	5-7	3-5	
1998	Villanova	6-5		
1997	Villanova	12-1		
1996	Villanova	8-4	6-2	
1995	Lehigh	8-3	5-0	
1994	Lehigh	5-5-1	3-2	
1993	Lehigh	7-4	4-1	
1992	Buffalo	4-6		
1991	Buffalo	3-7		
1990	Albany	5-4		
1989	Albany	3-7		

#### CHAMPIONSHIPS AS AN ASSISTANT COACH

- 1997 Atlantic 10 Championship (Villanova)
- 1995 Patriot League Championship (Lehigh)
- 1993 Patriot League Championship (Lehigh)



# WAKE FOREST FOOTBALL

## DEMON DEACON DEPTH CHART

Updated on Oct. 15

### START CHART

Offense	2018	Strk	Car
Haynes (OL)	6	15	40
Herron (OL)	1	-	38
Anderson (OL)	6	35	35
Benzinger (OL)	6	19	20
Colburn (RB)	6	11	19
Osterhage (OL)	4	4	17
Bachman (WR)	5	3	17
Carney (RB)	-	-	16
Washington (WR)	-	-	14
Dortch (WR)	6	6	12
Gilliam (OL)	6	6	9
Freudenthal (TE)	6	6	8
Hartman (QB)	6	6	6
Surratt (WR)	6	6	6
Hinton (QB)	-	-	4
Tom (OL)	1	-	1
Claude (WR)	1	-	1

Defense	2018	Strk	Car
Rodney (DL)	6	9	28
Kemp (LB)	5	2	23
Wade (DB)*	6	19	23
Henderson (DB)	4	3	23
Glenn (DB)	6	19	22
Bassey (DB)	6	19	21
Yarbary (DL)	6	20	21
Calhoun (DL)	6	6	10
J. Taylor (DB)	2	-	5
Basham (DL)	6	6	7
Strnad (LB)	6	6	6
D. Taylor (LB)	6	6	6
Masterson (DB)	-	-	3
Williams (LB)	1	-	1

\* First 17 starts on offense at WR

Specialists	2018	Strk	Car
Maggio (P)	6	28	30
Diemel (LS)	6	25	25
Sciba (K)	6	6	6
Osteen (KO)	3	-	3
Ford (KO)	3	3	3

### Most Career Starts (Active)

Haynes (OL)	40
Herron (OL)	38
Anderson (OL)	36
Rodney (DL)	28
Kemp (LB)	23
Wade (DB)	23
Henderson (DB)	23
Glenn (DB)	22
Bassey (DB)	21
Yarbary (DL)	21

### Longest Streaks (Active)

Anderson (OL)	35
Maggio (P)	28
Diemel (LS)	25
Yarbary (DL)	20
Wade (DB)	19
Glenn (DB)	19
Bassey (DB)	19
Benzinger (OL)	19
Haynes (OL)	15

### OFFENSE

QB	10	Sam Hartman	6-1	190	Fr.
	12	Jamie Newman	6-4	230	R-So.
RB	22	Matt Colburn II	5-10	200	Sr.
	36	Cade Carney	5-11	215	Jr.
	26	Christian Beal-Smith	5-10	190	R-Fr.
WR	14	Sage Surratt	6-3	215	R-Fr.
OR	7	Scotty Washington	6-5	225	R-Jr.
WR	3	Greg Dortch	5-9	170	R-So.
	82	Jaquarii Roberson	6-1	180	R-Fr.
WR	1	Alex Bachman	6-0	190	Sr.
	88	Steven Claude	6-2	195	R-Jr.
TE	86	Jack Freudenthal	6-3	240	R-Jr.
	23	Brandon Chapman	6-5	255	R-So.
LT	73	Jake Benzinger	6-7	295	R-Jr.
	63	Je'Vionte' Nash	6-3	285	R-So.
LG	74	Phil Haynes	6-4	310	R-Sr.
	79	Sean Maginn	6-3	280	So.
C	70	Ryan Anderson	6-6	305	R-Sr.
	65	Zach Tom	6-4	280	R-Fr.
RG	68	Patrick Osterhage	6-4	285	R-Sr.
	59	Loic Ngassam Nya	6-3	290	R-Fr.
RT	71	Nathan Gilliam	6-5	290	R-Jr.
	76	Allan Rappleyea	6-5	285	R-Fr.

### DEFENSE

DE	18	Carlos Basham, Jr.	6-5	270	R-So.
	72	Tyler Williams	6-1	300	R-Fr.
DT	93	Zeek Rodney	6-1	300	R-Sr.
	90	Sulaiman Kamara	6-2	290	R-So.
DT	48	Willie Yarbary	6-2	285	R-Sr.
	53	Dion Bergan	6-1	280	Fr.
DE	6	Chris Calhoun	6-4	250	Sr.
	94	Manny Walker	6-4	245	R-So.
BUCK	23	Justin Strnad	6-3	230	R-Jr.
	15	Jake Simpson	6-0	220	So.
MIKE	46	DJ Taylor	6-1	235	So.
	45	Ryan Smenda, Jr.	6-2	230	Fr.
ROV	34	Demetrius Kemp	6-1	230	R-Sr.
	30	Ja'Cquez Williams	6-2	210	R-So.
CB	4	Amari Henderson	6-1	180	R-Jr.
OR	24	Ja'Sir Taylor	5-10	190	So.
FS	2	Cameron Glenn	6-1	205	R-Sr.
	12	Luke Masterson	6-2	210	R-So.
SS	9	Chuck Wade, Jr.	6-0	205	Sr.
	37	Nasir Greer	6-0	200	Fr.
CB	21	Essang Bassey	5-10	190	Jr.
	28	Zion Keith	6-1	185	Fr.

### SPECIALISTS

PK	96	Nick Sciba	5-9	185	Fr.
	88	Zach Murphy	6-0	185	R-Fr.
KO	11	Darren Ford	6-2	200	Grad.
OR	48	Eric Osteen	6-1	190	Grad.
P	8	Dom Maggio	6-3	185	Jr.
	88	Zach Murphy	6-0	185	R-Fr.
H	8	Dom Maggio	6-3	185	So.
	25	James Sriraman	6-3	200	R-Jr.
PR	3	Greg Dortch	5-9	170	R-So.
	1	Alex Bachman	6-0	190	Sr.
KR	3	Greg Dortch	5-9	170	R-So.
	1	Alex Bachman	6-0	190	Sr.
LS	52	Dayton Diemel	5-10	225	Jr.
	61	Noah Turner	6-0	240	Fr.

# WAKE FOREST FOOTBALL

## WAKE FOREST NUMERICAL ROSTER

NO.	NAME	POS.	HT.	WT.	YR.	HOMETOWN/HIGH SCHOOL
1	Alex Bachman	WR	6-0	190	Sr.	Westlake Village, CA/Oaks Christian
2	Cameron Glenn	DB	6-1	205	R-Sr.	Stone Mountain, GA/Stephenson
2	Kendall Hinton	QB	6-0	195	R-Jr.	Durham, NC/Southern Durham
3	Greg Dortch	WR	5-9	170	R-So.	Richmond, VA/Highland Springs
4	Amari Henderson	DB	6-1	180	R-Jr.	Charlotte, NC/Mallard Creek
5	Arkeem Byrd	DB	6-1	190	R-So.	Savannah, GA/Jenkins
6	Chris Calhoun	DL	6-4	250	Sr.	Alpharetta, GA/Centennial
7	Scotty Washington	WR	6-5	225	R-Jr.	Washington, DC/St. John's
8	Dom Maggio	P/PK	6-3	185	Jr.	Monkton, MD/The Boys' Latin School
9	Chuck Wade, Jr.	DB	6-0	205	Sr.	Jacksonville, FL/Bishop Kenny
10	Ken Dicks III	DB	6-0	195	Fr.	Cumming, GA/Lambert
10	Sam Hartman	QB	6-1	190	Fr.	Cornelius, NC/Oceanside Collegiate (SC)
11	Darren Ford	PK	6-2	200	Grad.	Howell, MI/Howell/Hope College
11	Davis Johnson	WR	5-11	180	R-So.	Alpharetta, GA/Milton
12	Luke Masterson	DB	6-2	210	R-So.	Naples, FL/Gulf Coast
12	Jamie Newman	QB	6-4	230	R-So.	Graham, NC/Graham
13	Tayvon Bowers	QB	6-1	205	R-Fr.	Harrisburg, PA/Bishop McDevitt
13	Malik Grate	DB	6-0	180	R-So.	Pendleton, SC/Pendleton
14	Sage Surratt	WR	6-3	215	R-Fr.	Lincolnton NC/Lincolnton
15	Jake Simpson	LB	6-0	220	So.	Buford, GA/Buford
17	Traveon Redd	DB	6-0	200	R-So.	Martinsville, VA/Magna Vista
18	Carlos Basham, Jr.	DL	6-5	270	R-So.	Roanoke, VA/Northside
18	Matthew Considine	QB	6-6	210	R-Fr.	St. Augustine, FL/St. Joseph
20	Coby Davis	DB	5-11	200	So.	Upper Marlboro, MD/Maret School
21	Essang Basse	DB	5-10	190	Jr.	Columbus, GA/Columbus
21	Isaiah Isaac	WR	5-10	165	Fr.	Buford, GA/Buford
22	Matt Colburn II	RB	5-10	200	Sr.	Irmo, SC/Dutch Fork
23	Brandon Chapman	TE	6-5	255	R-So.	Grove City, OH/Grove City
23	Justin Strnad	LB	6-3	230	R-Jr.	Palm Harbor, FL/East Lake
24	Ja'Sir Taylor	DB	5-10	190	So.	Asbury Park, NJ/Brick Township
25	Marquis Alston, Jr.	DB	6-0	190	Fr.	Smyrna, GA/Harrison
25	James Sriraman	WR	6-3	200	R-Jr.	Raleigh, NC/Cardinal Gibbons
26	Justin Bartee	DB	5-10	205	R-So.	Vienna, VA/Oakton
26	Christian Beal-Smith	RB	5-10	190	R-Fr.	Winston-Salem, NC/East Forsyth
27	Tyriq Hardimon	DB	6-0	195	R-Fr.	Marietta, GA/Lassiter
27	Trey Ndlovu	RB	5-7	240	R-Jr.	Hummelstown, PA/Hershey
28	Zion Keith	DB	6-1	185	Fr.	Florence, SC/Wilson
28	Courtney McKinney	RB	6-1	195	Fr.	Biscoe, NC/East Montgomery
29	DeAndre' Delaney	RB	6-3	205	R-So.	Morristown, TN/Morristown West
29	Anthony Manning	WR	5-10	160	Fr.	Orlando, FL/Lake Nona
30	Ja'Cquez Williams	LB	6-2	210	R-So.	Hinesville, GA/Liberty County
32	Jeff Burley	LB	6-2	230	R-Fr.	Jackson, GA/Jackson
34	Will Drawdy	RB	6-0	180	R-Fr.	Easley, SC/Easley
34	Demetrius Kemp	LB	6-1	230	R-Sr.	Demopolis, AL/Demopolis
35	Willy Bemiss	WR	5-11	180	R-Fr.	Richmond, VA/St. Christopher's
35	Nate Mays	LB	6-1	230	R-Jr.	Calhoun, GA/Dalton
36	Cade Carney	RB	5-11	215	Jr.	Advance, NC/Davidson Day
37	Nasir Greer	DB	6-0	200	Fr.	Rex, GA/Stockbridge
38	Peyton Woulard	DB	6-1	180	Fr.	Suwanee, GA/Collins Hill
39	Keegan Good	DB	6-0	190	R-So.	Pinehurst, NC/Pinecrest
40	Rondell Bothroyd	DL	6-4	270	Fr.	Willington, CT/E.O. Smith
41	JaCorey Johns	LB	6-4	230	Fr.	Cartersville, GA/Cartersville
42	Joey Ray	RB	5-9	190	Fr.	Pilot Mountain, NC/East Surry
43	Anthony D'Angelo	DB	5-6	165	Fr.	Medfield, MA/St. Mark's School
44	LaRonde' Liverpool	DL	6-3	280	R-So.	Virginia Beach, VA/Landstown
45	Ryan Smenda, Jr.	LB	6-2	230	Fr.	Orange Park, FL/Fleming Island
46	DJ Taylor	LB	6-1	235	So.	Belvidere, TN/Huntland
48	Eric Osteen	PK	6-1	190	Grad.	Augusta, GA/Richmond Academy/USMA
48	Willie Yarbary	DL	6-2	285	R-Sr.	Augusta, GA/Richmond Academy
49	Vincent Notzon	LB	6-1	200	Fr.	Alexandria, VA/Episcopal
49	Alec Rowan	TE	6-3	210	Fr.	Indian Trail, NC/Metrolina Christian
50	Jack Rielly	LB	5-10	195	R-Fr.	Pittsburgh, PA/Central Catholic
52	Dayton Diemel	LS	5-10	225	Jr.	Hudson, WI/Hudson
53	Dion Bergan	DL	6-1	280	Fr.	Kissimmee, FL/Osceola
55	Michael Jurgens	OL	6-4	280	Fr.	Gaithersburg, MD/Damascus
56	Spencer Clapp	OL	6-6	280	R-Fr.	Gibsonville, NC/Eastern Guilford
57	Jake Galli	LB	6-0	215	Fr.	Washington, DC/Gonzaga
58	Chase Monroe	LB	6-2	225	R-Fr.	Huntersville NC/Davidson Day
58	Tyler Watson	OL	6-5	295	R-So.	Roswell, GA/Milton

## POSITIONAL BREAKDOWN

### QUARTERBACKS (5)

13	Tayvon Bowers	R-Fr.
18	Matthew Considine	R-Fr.
10	Sam Hartman	Fr.
2	Kendall Hinton	R-Jr.
12	Jamie Newman	R-So.

### RUNNING BACKS (8)

26	Christian Beal-Smith	R-Fr.
36	Cade Carney	Jr.
22	Matt Colburn II	Sr.
29	DeAndre' Delaney	R-So.
34	Will Drawdy	R-Fr.
28	Courtney McKinney	Fr.
27	Trey Ndlovu	R-Jr.
42	Joey Ray	Fr.

### TIGHT ENDS (5)

23	Brandon Chapman	R-So.
86	Jack Freudenthal	R-Jr.
84	Jaren Lubrano	R-Fr.
49	Alec Rowan	Fr.
85	Blake Whiteheart	Fr.

### WIDE RECEIVERS (16)

17	Alex Bachman	Sr.
35	Willy Bemiss	R-Fr.
88	Steven Claude	R-Jr.
87	Teddy Centofanti	Fr.
83	Maguire DiLenge	Fr.
81	Ian Driscoll	R-Fr.
3	Greg Dortch	R-So.
21	Isaiah Isaac	Fr.
11	Davis Johnson	R-So.
80	Waydale Jones	R-Fr.
29	Anthony Manning	Fr.
89	A.T. Perry	Fr.
82	Jaquarii Roberson	R-Fr.
25	James Sriraman	R-Jr.
14	Sage Surratt	R-Fr.
7	Scotty Washington	R-Jr.

### CENTERS (4)

70	Ryan Anderson	R-Sr.
55	Michael Jurgens	Fr.
65	Zach Tom	R-Fr.
67	Trey Turner	Fr.

### OFFENSIVE TACKLES (8)

73	Jake Benzinger	R-Jr.
56	Spencer Clapp	R-Fr.
77	Michael Edwards	Fr.
75	Justin Herron	R-Sr.
66	Goran Jovanovic	R-Fr.
63	Je'Vionte' Nash	R-So.
76	Allan Rappleyea	R-Fr.
60	Taleni Suhren	R-So.

### OFFENSIVE GUARDS (7)

71	Nathan Gilliam	R-Jr.
74	Phil Haynes	R-Sr.
78	Orlando Heggs II	Fr.
79	Sean Maginn	So.
59	Loic Ngassam Nya	R-Fr.
68	Patrick Osterhage	R-Sr.
58	Tyler Watson	R-So.

# WAKE FOREST FOOTBALL

POSITIONAL BREAKDOWN			NO.	NAME	POS.	HT.	WT.	YR.	HOMETOWN/HIGH SCHOOL
<b>DEFENSIVE ENDS (9)</b>			59	Loic Ngassam Nya	OL	6-3	290	R-Fr.	Silver Spring, MD/Springbrook
91	Michael Allen	R-Fr.	60	Talen Suhren	OL	6-5	285	R-So.	Charlotte, NC/Ardrey Kell
18	Carlos Basham, Jr.	R-So.	61	Noah Turner	LS	6-0	240	Fr.	Burlington, NC/Western Alamance
40	Rondell Bothroyd	Fr.	63	Je'Vionte' Nash	OL	6-3	285	R-So.	Orange Park, FL/Oak Leaf
6	Chris Calhoun	Sr.	65	Zach Tom	OL	6-4	280	R-Fr.	Prairieville LA/Catholic
97	Royce Francis	Fr.	66	Goran Jovanovic	OL	6-4	280	R-Fr.	Ashburn, VA/Paul VI Catholic
95	Connor Hebbeler	R-Fr.	67	Trey Turner	DL	6-3	270	Fr.	Peachtree City, GA/Woodward Academy
41	JaCorey Johns	Fr.	68	Patrick Osterhage	OL	6-4	285	R-Sr.	Centerville, OH/Centerville
94	Manny Walker	R-So.	70	Ryan Anderson	OL	6-6	305	R-Sr.	Raleigh, NC/The Hun School (NJ)
72	Tyler Williams	R-Fr.	71	Nathan Gilliam	OL	6-5	290	R-Jr.	Knoxville, TN/Farragut
<b>DEFENSIVE TACKLES (7)</b>			72	Tyler Williams	DL	6-1	300	R-Fr.	West Palm Beach, FL/Oxbridge Academy
53	Dion Bergan	Fr.	73	Jake Benzinger	OL	6-7	295	R-Jr.	Williamston, MA/Mt Greylock
90	Sulaiman Kamara	R-So.	74	Phil Haynes	OL	6-4	310	R-Sr.	Raleigh, NC/Enloe
44	LaRonde' Liverpool	R-So.	75	Justin Herron	OL	6-5	290	R-Sr.	Silver Spring, MD/Bullis
93	Zeek Rodney	R-Sr.	76	Allan Rappleveya	OL	6-5	285	R-Fr.	Millbrook, NY/Milton Academy (MA)
96	Tyric Swennie	Fr.	77	Mike Edwards	OL	6-6	370	Fr.	Hope Mills, NC/South View
92	Adam Winter	R-Fr.	78	Orlando Heggs II	OL	6-3	305	Fr.	Jacksonville, FL/The Bolles School
48	Willie Yarbary	R-Sr.	79	Sean Maginn	OL	6-3	280	So.	Suwanee, GA/North Gwinnett
<b>LINEBACKERS (12)</b>			80	Waydale Jones	WR	6-4	195	R-Fr.	Beeville, TX/AC Jones
32	Jeff Burley	R-Fr.	81	Ian Driscoll	WR	5-10	170	R-Fr.	Garden City, NY/Holderness School
57	Jake Galli	Fr.	82	Jaquarii Roberson	WR	6-1	180	R-Fr.	Murfreesboro NC/Hertford County
34	Demetrius Kemp	R-Sr.	83	Maguire Dilenge	WR	5-7	165	Fr.	Great Falls, VA/Gonzaga
35	Nate Mays	R-Jr.	84	Jaren Lubrano	TE	6-1	205	R-Fr.	Pinehurst, NC/Pinecrest
58	Chase Monroe	R-Fr.	85	Blake Whiteheart	TE	6-4	245	Fr.	Winston-Salem, NC/Mt. Tabor
49	Vincent Notzon	Fr.	86	Jack Freudenthal	TE	6-3	240	R-Jr.	Richmond, VA/Trinity Episcopal
50	Jack Rielly	R-Fr.	87	Teddy Centofanti	WR	5-11	170	Fr.	Winchester, MA/Winchester
15	Jake Simpson	So.	88	Steve Claude	WR	6-2	195	R-Jr.	Miami, FL/Champagnat Catholic
45	Ryan Smenda, Jr.	Fr.	88	Zach Murphy	PK/P	6-0	185	R-Fr.	Raleigh, NC/Ravenscroft
23	Justin Strnad	R-Jr.	89	Atorian (A.T.) Perry	WR	6-5	190	Fr.	Lake Worth, FL/Park Vista Community
46	DJ Taylor	So.	90	Sulaiman Kamara	DL	6-2	290	R-So.	Richmond, VA/Hermitage
30	Ja'Cquez Williams	R-So.	91	Mike Allen	DL	6-5	270	R-Fr.	Sugar Hill, GA/Lanier
<b>CORNERBACKS (10)</b>			92	Adam Winter	DL	6-3	260	R-Fr.	St. Louis, MO/De Smet Jesuit
25	Marquis Alston, Jr.	Fr.	93	Zeek Rodney	DL	6-1	300	R-Sr.	Rock Hill, SC/South Pointe
21	Essang Bassey	Jr.	94	Manny Walker	DL	6-4	245	R-So.	Holly Hill, SC/Lake Marion
5	Arkeem Byrd	R-So.	95	Connor Hebbeler	DL	6-2	250	R-Fr.	Franklin Lakes, NJ/Bergen Catholic
43	Anthony D'Angelo	Fr.	96	Nick Sciba	PK	5-9	185	Fr.	Clover, SC/Clover
10	Kenneth Dicks III	Fr.	96	Tyric Swennie	DT	6-0	245	Fr.	Durham, NC/Northern Durham
39	Keegan Good	R-So.	97	Ben Brown	PK	6-2	175	R-Jr.	Chevy Chase, MD/Bullis
13	Malik Grate	R-So.	97	Royce Francis	DL	6-3	240	Fr.	Powder Springs, GA/Allatoona
4	Amari Henderson	R-Jr.	98	Cameron Lischke	PK	6-0	180	Fr.	Kernersville, NC/East Forsyth
28	Zion Keith	Fr.	<b>WAKE FOREST FOOTBALL STAFF</b>						
24	Ja'Sir Taylor	So.	<b>Position</b>						
<b>SAFETIES (9)</b>			<b>Name</b>						
26	Justin Bartee	R-So.	<b>Alma Mater</b>						
20	Coby Davis	So.	<b>Year at Wake</b>						
2	Cameron Glenn	R-Sr.	Head Coach	Dave Clawson	Williams, 1989	5th			
37	Nasir Greer	Fr.	Assistant HC/Wide Receivers	Kevin Higgins	West Chester, 1977	5th			
27	Tyriq Hardimon	R-Fr.	Offensive Coordinator/QB	Warren Ruggiero^	Delaware, 1988	5th			
12	Luke Masterson	R-So.	Special Teams Coordinator/TE	Wayne Lineburg	Virginia, 1996	2nd			
17	Traveon Redd	R-So.	Running Backs	John Hunter	Bowling Green, 1988	5th			
9	Chuck Wade, Jr.	Sr.	Offensive Line	Nick Tabacca	Ball State, 2004	5th			
38	Peyton Woulard	Fr.	Defensive Line	Dave Cohen	C.W. Post, 1988	5th			
<b>PLACEKICKERS (6)</b>			Safeties	Lyle Hemphill^	Ursinus, 2002	2nd			
97	Ben Brown	R-Jr.	Linebackers	Brad Sherrod	Duke, 1993	2nd			
11	Darren Ford	Grad.	Cornerbacks	Ryan Crawford	Davidson, 2001	1st			
98	Cameron Lischke	Fr.	Outside Linebackers	Tom Gilmore	Pennsylvania, 1986	1st			
88	Zach Murphy	R-Fr.	Defensive Analyst	Tom McEntire	Theil, 2006	2nd			
48	Eric Osteen	Grad.	Offensive Analyst	Scott Boone	Wabash, 1981	1st			
96	Nick Sciba	Fr.	Graduate Assistant (Off.)	Steven Bravo-Brown	South Florida, 2014	3rd*			
<b>PUNTERS (1)</b>			Graduate Assistant (Off.)	Trevor Mendelson^	Marshall, 2015	1st			
48	Dom Maggio	Jr.	Graduate Assistant (Def.)	Bryant Gross-Armiento	Wake Forest, 2017	5th*			
<b>LONG SNAPPER (2)</b>			Graduate Assistant (Def.)	Mike Tomaino^	Bates, 2015	1st			
52	Dayton Diemel	Jr.	Quality Control Coach	Greg Cashman	Bowling Green, 2018	1st			
61	Noah Turner	Fr.	Assistant AD/Football Operations	Jordan Jarry	Georgetown, 2004	5th			
			Associate Director/Football Operations	John Ford, Jr.	Rutgers, 2013	4th			
			Director of Recruiting	Greg Jones	Bucknell, 2010	3rd*			
			Director/Video Operations & Technology	Ben Cauthen	South Carolina, 2007	5th			
			Video Operations Assistant	Ben Baker	Central Michigan, 2013	3rd			
			Recruiting Assistant	Chris Coulter	Florida State, 2012	3rd			
			Recruiting Assistant	Montel Hardy	Bradely, 2013	2nd			
			Recruiting Assistant	Kyle Perkins	Notre Dame College, 2016	1st			
			Recruiting Assistant	Candra Howell	Tennessee, 2012	2nd			
			^ seated in pressbox during games						
			* includes seasons as either a graduate assistant and/or student-athlete						



# WAKE FOREST FOOTBALL

## 2018 RESULTS & STATISTICS

### 2018 SEASON RESULTS (3-3, 0-2 ACC)

Date	Opponent	Score	Overall	ACC	Time	Attend
Aug. 30	at Tulane	W, 23-17 (ot)	1-0	0-0	3:40	15,478
Sept. 8	<b>TOWSON</b>	W, 51-20	2-0	0-0	3:13	23,619
Sept. 13	<b>BOSTON COLLEGE *</b>	L, 34-41	2-1	0-1	3:25	25,309
Sept. 22	<b>*8 NOTRE DAME</b>	L, 27-56	2-2	0-1	3:23	31,092
Sept. 29	<b>RICE</b>	W, 56-24	3-2	0-1	3:01	24,519
Oct. 6	<b>*4 CLEMSON *</b>	L, 3-63	3-3	0-2	3:20	31,608
Oct. 20	at Florida State *					
Oct. 27	at Louisville *					
Nov. 3	<b>SYRACUSE *</b>					
Nov. 8	at NC State *					
Nov. 17	<b>PITT *</b>					
Nov. 24	at Duke *					

Home games in **BOLD CAPS**; \*ACC game

### DEFENSIVE STATISTICS

DEFENSE	GP	Tackles			TFL-Yds	Sacks	Int-Yds	BrUp	QBH	FR-Yds	FF	Blk	Saf
		Solo	Ast	Total									
21 Essang Bassey	6	26	13	39	0.5-0	.	1-0	6	.	1-51	.	.	.
23 Justin Strnad	6	17	17	34	2.5-10	1.5-6	.	2	1	.	.	.	.
46 DJ Taylor	6	11	20	31	3.0-18	1.5-11	.	1	3	.	.	.	.
9 Chuck Wade, Jr.	6	16	14	30	1.0-1	.	1-60	1	.	.	.	.	.
2 Cameron Glenn	5	15	14	29	.	.	.	1	.	.	.	.	.
18 Carlos Basham, Jr.	6	14	15	29	4.5-20	3.0-17	.	.	3	1-0	.	.	.
48 Willie Yarbary	6	15	11	26	5.5-18	1.5-7	.	.	2	.	.	.	.
34 Demetrius Kemp	6	11	14	25	1.5-2	.	.	1	2	.	.	1	.
6 Chris Calhoun	6	11	11	22	1.5-5	.	.	.	1	.	.	.	.
30 Ja'Cquez Williams	6	13	8	21	2.0-8	1.0-7	.	.	.	.	.	.	.
12 Luke Masterson	3	16	3	19	.	.	1-43	.	.	.	.	.	.
37 Nasir Greer	5	12	6	18	0.5-1	.	.	.	.	.	1	.	.
4 Amari Henderson	5	10	6	16	0.5-0	.	.	2	.	.	.	.	.
90 Sulaiman Kamara	6	6	9	15	0.5-4	0.5-4	.	.	.	1-0	.	.	.
93 Zeek Rodney	6	5	9	14	4.5-11	1.0-4	.	1	6	.	1	.	.
24 Ja'Sir Taylor	6	11	3	14	1.0-3	.	.	4	.	.	.	.	.
35 Nate Mays	3	7	5	12	.	.	.	.	.	.	.	.	.
45 Ryan Smenda, Jr.	4	5	7	12	1.5-8	1.0-6	.	.	.	1-17	.	.	.
17 Traveon Redd	6	7	4	11	.	.	.	1	.	.	.	.	.
27 Tyriq Hardimon	5	9	.	9	.	.	.	.	.	.	.	.	.
94 Manny Walker	5	4	3	7	3.0-11	1.0-9	.	1	.	.	.	.	.
72 Tyler Williams	6	2	4	6	0.5-1	.	.	.	.	.	.	.	.
86 Jack Freudenthal	6	.	3	3	.	.	.	.	.	.	.	.	.
88 Steven Claude	6	2	1	3	.	.	.	.	.	.	.	.	.
13 Malik Grate	6	2	.	2	.	.	.	.	.	.	.	.	.
15 Jake Simpson	6	2	.	2	1.0-2	.	.	1	.	.	.	.	.
53 Dion Bergan	6	.	2	2	.	.	.	.	.	.	.	.	.
36 Cade Carney	6	1	1	2	.	.	.	.	.	1-0	.	.	.
26 C. Beal-Smith	6	2	.	2	.	.	.	.	.	.	.	.	.
20 Coby Davis	1	.	1	1	.	.	.	.	.	.	.	.	.
39 Keegan Good	1	1	.	1	.	.	.	.	.	.	.	.	.
8 Dom Maggio	6	.	1	1	.	.	.	.	.	.	.	.	.
1 Alex Bachman	5	1	.	1	.	.	.	.	.	.	.	.	.
14 Sage Surratt	6	1	.	1	.	.	.	.	.	.	.	.	.
65 Zach Tom	6	.	1	1	.	.	.	.	.	.	.	.	.
11 Darren Ford	5	1	.	1	.	.	.	.	.	.	.	.	.
TM Team	2	.	.	.	.	.	.	.	.	.	.	1	.
<b>Total.....</b>	<b>6</b>	<b>256</b>	<b>206</b>	<b>462</b>	<b>35-123</b>	<b>12-71</b>	<b>3-103</b>	<b>21</b>	<b>19</b>	<b>5-68</b>	<b>2</b>	<b>2</b>	.
<b>Opponents.....</b>	<b>6</b>	<b>315</b>	<b>202</b>	<b>517</b>	<b>39.0-139</b>	<b>12-74</b>	<b>8-4</b>	<b>21</b>	<b>21</b>	<b>3-0</b>	<b>3</b>	.	.

### SPECIAL TEAMS TACKLES

37 Greer.....4	23 Strnad.....2	9 Wade.....1	27 Hardimon.....1
34 Kemp.....3	30 Williams.....2	11 Ford.....1	46 Taylor.....1
35 Mays.....3	36 Carney.....2	14 Surratt.....1	65 Tom.....1
86 Fruedenthal.....3	45 Smenda.....2	17 Redd.....1	
12 Masterson.....2	88 Claude.....2	24 Taylor.....1	
21 Bassey.....2	8 Maggio.....1	26 Beal-Smith.....1	

### TEAM STATISTICS

	WF	OPP				
SCORING	194	221				
Points Per Game	32.3	36.8				
Points Off Turnovers	40	38				
FIRST DOWNS	149	133				
Rushing	73	60				
Passing	64	64				
Penalty	12	9				
RUSHING YARDAGE	1397	1419				
Yards gained rushing	1535	1559				
Yards lost rushing	138	140				
Rushing Attempts	310	240				
Average Per Rush	4.5	5.9				
Average Per Game	232.8	236.5				
TDs Rushing	9	14				
PASSING YARDAGE	1290	1585				
Comp-Att-Int	108-201-8	136-211-3				
Average Per Pass	6.4	7.5				
Average Per Catch	11.9	11.7				
Average Per Game	215.0	264.2				
TDs Passing	10	17				
TOTAL OFFENSE	2687	3004				
Total Plays	511	451				
Average Per Play	5.3	6.7				
Average Per Game	447.8	500.7				
KICK RETURNS: #-Yards	15-333	19-476				
PUNT RETURNS: #-Yards	19-244	9-91				
INT RETURNS: #-Yards	3-103	8-4				
KICK RETURN AVERAGE	22.2	25.1				
PUNT RETURN AVERAGE	12.8	10.1				
INT RETURN AVERAGE	34.3	0.5				
FUMBLES-LOST	4-3	5-5				
PENALTIES-Yards	20-208	33-306				
Average Per Game	34.7	51.0				
PUNTS-Yards	36-1500	40-1566				
Average Per Punt	41.7	39.2				
Net punt average	38.0	31.5				
KICKOFFS-Yards	38-2284	39-2459				
Average Per Kick	60.1	63.1				
Net kick average	36.4	39.8				
TIME OF POSSESSION/Game	28:39	31:21				
3RD-DOWN Conversions	47/111	35/92				
3rd-Down Pct	42%	38%				
4TH-DOWN Conversions	8/12	6/11				
4th-Down Pct	67%	55%				
SACKS BY-Yards	12-71	12-74				
MISC YARDS	0	0				
TOUCHDOWNS SCORED	24	31				
FIELD GOALS-ATTEMPTS	9-12	2-3				
ON-SIDE KICKS	0-0	0-0				
RED-ZONE SCORES	(24-31) 77%	(14-15) 93%				
RED-ZONE TOUCHDOWNS	(16-31) 52%	(14-15) 93%				
PAT-ATTEMPTS	(23-23) 100%	(29-30) 97%				
ATTENDANCE	136147	15478				
Games/Avg Per Game	5/27229	1/15478				
Neutral Site Games		0/0				
<b>SCORE BY QTRS.</b>	<b>1st</b>	<b>2nd</b>	<b>3rd</b>	<b>4th</b>	<b>OT</b>	<b>Total</b>
Wake Forest	45	76	33	34	6	194
Opponents	35	65	77	44	0	221

# WAKE FOREST FOOTBALL

## 2018 INDIVIDUAL STATISTICS

RUSHING	GP	Att	Gain	Loss	Net	Avg	TD	Long	Avg/G
Cade Carney	6	85	452	6	446	5.2	4	42	74.3
Matt Colburn II	6	78	308	19	289	3.7	2	35	48.2
C. Beal-Smith	6	33	218	12	206	6.2	0	52	34.3
Sam Hartman	6	67	281	81	200	3.0	1	23	33.3
Kendall Hinton	3	18	149	11	138	7.7	1	53	46.0
Jamie Newman	1	8	73	0	73	9.1	1	15	73.0
DeAndre' Delaney	2	9	33	0	33	3.7	0	12	16.5
Will Drawdy	2	8	11	3	8	1.0	0	4	4.0
Greg Dortch	6	3	10	5	5	1.7	0	6	0.8
Team	2	1	0	1	-1	-1.0	0	0	-0.5
<b>Total.....</b>	<b>6</b>	<b>310</b>	<b>1535</b>	<b>138</b>	<b>1397</b>	<b>4.5</b>	<b>9</b>	<b>53</b>	<b>232.8</b>
<b>Opponents.....</b>	<b>6</b>	<b>240</b>	<b>1559</b>	<b>140</b>	<b>1419</b>	<b>5.9</b>	<b>14</b>	<b>70</b>	<b>236.5</b>

PASSING	G	Effic	C-A	Int	Pct	Yds	TD	Lng	Avg/G
Sam Hartman	6	124.32	102-184	6	55.4	1259	10	54	209.8
Kendall Hinton	3	2.10	2-8	1	25.0	2	0	2	0.7
Jamie Newman	1	63.37	4-7	1	57.1	29	0	13	29.0
M. Considine	1	0.00	0-2	0	0.0	0	0	0	0.0
<b>Total.....</b>	<b>6</b>	<b>116.10</b>	<b>108-201</b>	<b>8</b>	<b>53.7</b>	<b>1290</b>	<b>10</b>	<b>54</b>	<b>215.0</b>
<b>Opponents.....</b>	<b>6</b>	<b>151.30</b>	<b>136-211</b>	<b>3</b>	<b>64.5</b>	<b>1585</b>	<b>17</b>	<b>74</b>	<b>264.2</b>

RECEIVING	G	No.	Yds	Avg	TD	Long	Avg/G
Greg Dortch	6	48	592	12.3	5	54	98.7
Sage Surratt	6	19	280	14.7	1	41	46.7
Alex Bachman	5	11	134	12.2	3	22	26.8
Jack Freudenthal	6	8	95	11.9	1	42	15.8
Brandon Chapman	6	5	26	5.2	0	9	4.3
Steven Claude	6	4	55	13.8	0	26	9.2
Matt Colburn II	6	3	41	13.7	0	25	6.8
Kendall Hinton	3	3	23	7.7	0	13	7.7
Scotty Washington	4	2	24	12.0	0	18	6.0
Cade Carney	6	2	16	8.0	0	9	2.7
Jaquarii Roberson	4	2	2	1.0	0	2	0.5
DeAndre' Delaney	2	1	2	2.0	0	2	1.0
<b>Total.....</b>	<b>6</b>	<b>108</b>	<b>1290</b>	<b>11.9</b>	<b>10</b>	<b>54</b>	<b>215.0</b>
<b>Opponents.....</b>	<b>6</b>	<b>136</b>	<b>1585</b>	<b>11.7</b>	<b>17</b>	<b>74</b>	<b>264.2</b>

TOTAL OFFENSE	G	Plays	Rush	Pass	Total	Avg/G
Sam Hartman	6	251	200	1259	1459	243.2
Cade Carney	6	85	446	0	446	74.3
Matt Colburn II	6	78	289	0	289	48.2
C. Beal-Smith	6	33	206	0	206	34.3
Kendall Hinton	3	26	138	2	140	46.7
Jamie Newman	1	15	73	29	102	102.0
DeAndre' Delaney	2	9	33	0	33	16.5
Will Drawdy	2	8	8	0	8	4.0
Greg Dortch	6	3	5	0	5	0.8
Team	2	1	-1	0	-1	-0.5
<b>Total.....</b>	<b>6</b>	<b>511</b>	<b>1397</b>	<b>1290</b>	<b>2687</b>	<b>447.8</b>
<b>Opponents.....</b>	<b>6</b>	<b>451</b>	<b>1419</b>	<b>1585</b>	<b>3004</b>	<b>500.7</b>

SCORING	TD	FGs	Kick	Rush	Rcv	Pass	DXP	Saf	Points
Nick Sciba	0	9-12	22-22	0-0	0	0-0	0	0	49
Greg Dortch	7	0-0	0-0	0-0	0	0-0	0	0	42
Cade Carney	4	0-0	0-0	0-0	0	0-0	0	0	24
Alex Bachman	3	0-0	0-0	0-0	0	0-0	0	0	18
Matt Colburn II	2	0-0	0-0	0-0	0	0-0	0	0	12
Sam Hartman	1	0-0	0-0	0-0	0	0-0	0	0	6
Jamie Newman	1	0-0	0-0	0-0	0	0-0	0	0	6
Malik Grate	1	0-0	0-0	0-0	0	0-0	0	0	6
Jack Freudenthal	1	0-0	0-0	0-0	0	0-0	0	0	6
Kendall Hinton	1	0-0	0-0	0-0	0	0-0	0	0	6
Sage Surratt	1	0-0	0-0	0-0	0	0-0	0	0	6
Chuck Wade, Jr.	1	0-0	0-0	0-0	0	0-0	0	0	6
Essang Bassey	1	0-0	0-0	0-0	0	0-0	0	0	6
Zach Murphy	0	0-0	1-1	0-0	0	0-0	0	0	1
<b>Total.....</b>	<b>24</b>	<b>9-12</b>	<b>23-23</b>	<b>0-0</b>	<b>0</b>	<b>0-0</b>	<b>0</b>	<b>0</b>	<b>194</b>
<b>Opponents.....</b>	<b>31</b>	<b>2-3</b>	<b>29-30</b>	<b>0-0</b>	<b>0</b>	<b>0-1</b>	<b>0</b>	<b>0</b>	<b>221</b>

KICKOFFS	No.	Yds	Avg	TB	OB	Return	Net	Ydline
Darren Ford	22	1321	60.0	12	0			
Eric Osteen	16	963	60.2	5	0			
<b>Total.....</b>	<b>38</b>	<b>2284</b>	<b>60.1</b>	<b>17</b>	<b>0</b>	<b>476</b>	<b>36.4</b>	<b>28</b>
<b>Opponents.....</b>	<b>39</b>	<b>2459</b>	<b>63.1</b>	<b>23</b>	<b>0</b>	<b>333</b>	<b>39.8</b>	<b>25</b>

PUNTING	No.	Yds	Avg	Long	TB	FC	I20	50+	Blkd
Dom Maggio	36	1500	41.7	55	2	19	12	6	0
<b>Total.....</b>	<b>36</b>	<b>1500</b>	<b>41.7</b>	<b>55</b>	<b>2</b>	<b>19</b>	<b>12</b>	<b>6</b>	<b>0</b>
<b>Opponents.....</b>	<b>40</b>	<b>1566</b>	<b>39.2</b>	<b>51</b>	<b>3</b>	<b>9</b>	<b>13</b>	<b>3</b>	<b>1</b>

FIELD GOALS	FGM-A	Pct	1-19	20-29	30-39	40-49	50-99	Lg	Blk
Nick Sciba	9-12	75.0	0-0	5-6	4-6	0-0	0-0	39	0

### FG SEQUENCE

Wake Forest	Opponents
Tulane	23,(34)
Towson	(35),(27),(27)
Boston College	(27),(23)
Notre Dame	38,(30),(39),38
Rice	-
Clemson	(25)

Numbers in (parentheses) indicate field goal was made. B=blocked

ALL PURPOSE	GP	Rush	Rec	PR	KOR	IR	Total	Avg/G
Greg Dortch	6	5	592	203	257	0	1057	176.2
Cade Carney	6	446	16	0	0	0	462	77.0
Matt Colburn II	6	289	41	0	0	0	330	55.0
Sage Surratt	6	0	280	0	0	0	280	46.7
C. Beal-Smith	6	206	0	0	20	0	226	37.7
Sam Hartman	6	200	0	0	0	0	200	33.3
Kendall Hinton	3	138	23	0	0	0	161	53.7
Alex Bachman	5	0	134	5	0	0	139	27.8
Chuck Wade, Jr.	6	0	0	0	36	60	96	16.0
Jack Freudenthal	6	0	95	0	0	0	95	15.8
Jamie Newman	1	73	0	0	0	0	73	73.0
Steven Claude	6	0	55	0	0	0	55	9.2
Luke Masterson	3	0	0	0	0	43	43	14.3
Demetrius Kemp	6	0	0	36	0	0	36	6.0
DeAndre' Delaney	2	33	2	0	0	0	35	17.5
Brandon Chapman	6	0	26	0	0	0	26	4.3
Scotty Washington	4	0	24	0	0	0	24	6.0
Ryan Smenda, Jr.	4	0	0	0	20	0	20	5.0
Will Drawdy	2	8	0	0	0	0	8	4.0
Jaquarii Roberson	4	0	2	0	0	0	2	0.5
Team	2	-1	0	0	0	0	-1	-0.5
<b>Total.....</b>	<b>6</b>	<b>1397</b>	<b>1290</b>	<b>244</b>	<b>333</b>	<b>103</b>	<b>3367</b>	<b>561.2</b>
<b>Opponents.....</b>	<b>6</b>	<b>1419</b>	<b>1585</b>	<b>91</b>	<b>476</b>	<b>4</b>	<b>3575</b>	<b>595.8</b>

### PUNT RETURNS

No.	Yds	Avg	TD	Long
Greg Dortch	15	203	13.5	2
Alex Bachman	2	5	2.5	0
Demetrius Kemp	1	36	36.0	0
Sage Surratt	1	0	0.0	0
Malik Grate	0	0	0.0	1
<b>Total.....</b>	<b>19</b>	<b>244</b>	<b>12.8</b>	<b>3</b>
<b>Opponents.....</b>	<b>9</b>	<b>91</b>	<b>10.1</b>	<b>0</b>

### KICK RETURNS

No.	Yds	Avg	TD	Long
Greg Dortch	11	257	23.4	0
Chuck Wade, Jr.	2	36	18.0	0
Ryan Smenda, Jr.	1	20	20.0	0
Christian Beal-Smith	1	20	20.0	0
<b>Total.....</b>	<b>15</b>	<b>333</b>	<b>22.2</b>	<b>0</b>
<b>Opponents.....</b>	<b>19</b>	<b>476</b>	<b>25.1</b>	<b>0</b>

### FUMBLE RETURNS

No.	Yds	Avg	TD	Long
Essang Bassey	1	51	51.0	1
Ryan Smenda, Jr.	1	17	17.0	0
<b>Total.....</b>	<b>2</b>	<b>68</b>	<b>34.0</b>	<b>1</b>
<b>Opponents.....</b>	<b>1</b>	<b>0</b>	<b>0.0</b>	<b>0</b>

### INTERCEPTIONS

No.	Yds	Avg	TD	Long
Essang Bassey	1	0	0.0	0
Luke Masterson	1	43	43.0	0
Chuck Wade, Jr.	1	60	60.0	1
<b>Total.....</b>	<b>3</b>	<b>103</b>	<b>34.3</b>	<b>1</b>
<b>Opponents.....</b>	<b>8</b>	<b>4</b>	<b>0.5</b>	<b>0</b>

# WAKE FOREST FOOTBALL

## 2018 GAME-BY-GAME STATISTICS

	TULANE	TOWSON	BC	ND	RICE	CLEM	FSU	LOU	CUSE	NCSU	PITT	DUKE
Total Offense	532	582	512	398	414	249						
	436	410	524	566	370	698						
Plays	94	81	105	92	61	78						
	79	81	69	76	76	70						
Rushing Yds.	154	340	298	259	171	175						
	155	65	220	241	267	471						
Passing Yds.	378	242	214	139	243	74						
	281	345	304	325	103	227						
Passes C-A-I	31-51-2	17-27-1	20-45-2	16-31-1	17-20-1	7-27-1						
	18-37-0	35-51-1	16-25-0	25-36-0	17-32-2	25-30-0						
Comp. Pct.	60.8	63.0	44.4	51.6	85.0	25.9						
	48.6	68.6	64.0	69.4	53.1	83.3						
1st Downs	32	32	27	27	20	11						
	20	25	19	28	19	22						
Field Goals	1-2	3-3	2-2	2-4	0-0	1-1						
	1-1	0-0	0-0	0-0	1-2	0-0						
Punting	6-36.8	1-41.0	7-44.3	6-41.8	4-45.2	12-41.3						
	9-37.4	6-45.0	9-36.2	3-33.7	6-39.3	7-42.3						
Time of Poss.	25:05	29:17	30:27	33:59	22:48	30:18						
	34:55	30:43	29:33	26:01	37:12	29:42						
3rd Downs	10-19	10-16	5-22	11-21	6-12	5-21						
	7-19	6-15	6-16	4-9	7-18	5-15						
Turnovers	3	2	2	1	2	1						
	1	1	1	1	3	1						
Penalties	6-70	0-0	3-35	3-23	3-25	5-55						
	9-83	7-68	4-35	4-37	6-55	3-28						
Punt Returns	2-12.5	4-34.0	6-8.3	0-0.0	2-7.0	5-3.8						
	1-8.0	0-0.0	2-4.0	2-29.0	0-0.0	4-4.2						
Kickoff Returns	1-22.0	4-26.2	4-23.2	4-16.8	1-21.0	1-25.0						
	2-17.5	7-24.3	6-21.3	1-20.0	3-41.0	0-0.0						
Sacks By Defense	3-11	5-41	1-2	1-4	0-0	2-13						
	1-2	0-0	4-25	3-18	1-5	3-24						

Wake Forest totals on top; Opponents on bottom.

## 2018 STARTING LINEUPS

### OFFENSE

	QB	RB	TE	WR	WR	WR	LT	LG	C	RG	RT
at Tulane	Hartman	Colburn	Freudenthal	Surratt	Dortch	Bachman	Herron	Haynes	Anderson	Gilliam	Benzinger
Towson	Hartman	Colburn	Freudenthal	Surratt	Dortch	Bachman	Benzinger	Haynes	Tom	Anderson	Gilliam
Boston College	Hartman	Colburn	Freudenthal	Surratt	Dortch	Claude	Benzinger	Haynes	Anderson	Osterhage	Gilliam
Notre Dame	Hartman	Colburn	Freudenthal	Surratt	Dortch	Bachman	Benzinger	Haynes	Anderson	Osterhage	Gilliam
Rice	Hartman	Colburn	Freudenthal	Surratt	Dortch	Bachman	Benzinger	Haynes	Anderson	Osterhage	Gilliam
Clemson	Hartman	Colburn	Freudenthal	Surratt	Dortch	Bachman	Benzinger	Haynes	Anderson	Osterhage	Gilliam

### DEFENSE

	DE	DT	DT	DE	ILB	ILB	ROV	CB	FS	SS	CB
at Tulane	Basham	Rodney	Yarbary	Calhoun	Strnad	DJ Taylor	Kemp	Henderson	Glenn	Wade	Bassey
Towson	Basham	Rodney	Yarbary	Calhoun	Strnad	DJ Taylor	Kemp	J.Taylor	Redd	Wade	Bassey
Boston College	Basham	Rodney	Yarbary	Calhoun	Strnad	DJ Taylor	Kemp	J.Taylor	Glenn	Wade	Bassey
Notre Dame	Basham	Rodney	Yarbary	Calhoun	Strnad	DJ Taylor	Williams	Henderson	Glenn	Wade	Bassey
Rice	Basham	Rodney	Yarbary	Calhoun	Strnad	DJ Taylor	Kemp	Henderson	Glenn	Wade	Bassey
Clemson	Basham	Rodney	Yarbary	Calhoun	Strnad	DJ Taylor	Kemp	Henderson	Glenn	Wade	Bassey



# WAKE FOREST FOOTBALL

## 2018 MISCELLANEOUS STATISTICS

### WAKE FOREST BIG PLAYS (35+ YARDS)

Yards	Play	Opp	Qtr	Player(s)
70*	Punt Return	Towson	2	Dortch
60*	Punt Return	Towson	2	Dortch
60*	Interception Return	Rice	3	Wade
54*	Pass	Rice	1	Dortch from Hartman
53	Run	Clemson	3	Hinton
52	Run	Towson	4	Beal-Smith
51*	Fumble Return	Rice	2	Bassey
43	Interception Return	Rice	1	Masteron
42	Run	Boston College	3	Carney
42	Pass	Rice	3	Freudenthal from Hartman
42	Run	Clemson	4	Beal-Smith
41	Pass	Towson	3	Surratt from Hartman
39	Pass	Tulane	4	Dortch from Hartman
38	Kick Return	Towson	1	Dortch
38*	Pass	Rice	2	Dortch from Hartman
37	Pass	Tulane	1	Surratt from Hartman
35	Run	Towson	3	Carney
35	Run	Boston College	3	Colburn

\* Play resulted in a touchdown.

### OPPONENT BIG PLAYS (35+ YARDS)

Yards	Play	Opp	Qtr	Player(s)
74*	Pass	Tulane	3	Encalade from Banks
71*	Pass	Boston College	4	Smith from Brown
70*	Run	Clemson	3	Etienne
66	Pass	Notre Dame	2	Young from Book
65*	Run	Clemson	3	Dixon
64*	Run	Clemson	3	Choice
59*	Run	Clemson	1	Etienne
55*	Pass	Clemson	2	Ross from Lawrence
54	Kick Return	Rice	3	Trammell
52*	Pass	Tulane	3	Encalade from Banks
52	Punt Return	Notre Dame	2	Finke
52*	Run	Clemson	4	Dixon
47	Run	Rice	3	Au. Walter
45	Run	Boston College	1	Dillon
44	Kick Return	Boston College	1	Walker
41	Pass	Clemson	4	Dixon from Brice
40*	Pass	Boston College	4	Glines from Brown
38	Run	Tulane	1	Encalade
38*	Run	Rice	3	Au. Walter
36	Kick Return	Rice	2	Au. Walter
35*	Pass	Boston College	2	White from Brown
35	Pass	Notre Dame	3	Claypool from Book

\* Play resulted in a touchdown.

### THIRD DOWN ATTEMPTS BY DISTANCE

Yards	WFU	Pct.	Opp.	Pct.
1-2	17-23	73.9	9-10	90.0
3-4	10-20	50.0	6-16	37.5
5-9	16-46	34.8	16-43	37.2
10+	4-22	18.2	4-23	17.4
Total	47-111	42.3	35-92	38.0

### FOURTH DOWN ATTEMPTS BY DISTANCE

Yards	WFU	Pct.	Opp.	Pct.
1-2	5-8	62.5	2-3	66.7
3-4	2-2	100.0	3-3	100.0
5-9	0-0	0.0	0-3	0.0
10+	1-2	50.0	1-2	50.0
Total	8-12	66.7	6-11	54.5

### LONGEST CONVERSIONS

	Wake Forest	Opponent	Wake Forest	Opponent
at Tulane	3-9	3-13	None	4-11
Towson	3-7	3-11	4-1	None
Boston College	3-10	3-13	4-12	None
Notre Dame	3-11	3-6	None	4-1
Rice	3-10	3-8	4-2	4-4
Clemson	3-15	3-10	None	4-1

### WAKE FOREST SCORING DRIVES

Game	Qtr	Pts	Plays	Yds	TOP	How
Tulane	2	7	14	80	4:02	Bachman 10yd pass from Hartman
Tulane	3	3	11	59	3:29	Sciba 34yd FG
Tulane	4	7	9	75	1:59	Bachman 19yd pass from Hartman
Tulane	OT	6	7	25	--	Carney 1yd run
Towson	1	7	13	74	3:21	Bachman 10yd pass from Hartman
Towson	1	7	3	62	1:01	Dortch 7yd pass from Hartman
Towson	2	7	7	73	2:13	Hartman 14yd run
Towson	2	3	10	54	2:35	Sciba 35yd FG
Towson	2	7	-	-	-	Dortch 70yd punt return
Towson	2	7	-	-	-	Dortch 60yd punt return
Towson	3	3	9	48	2:22	Sciba 27yd FG
Towson	3	7	11	91	3:07	Carney 1yd run
Towson	4	3	7	68	3:39	Sciba 27yd FG
Boston College	1	7	3	13	0:35	Colburn 2yd run
Boston College	2	7	-	-	-	Grate 0yd blocked punt return
Boston College	2	7	10	81	2:36	Surratt 5yd pass from Hartman
Boston College	3	3	8	75	2:49	Sciba 27yd FG
Boston College	4	3	11	69	2:16	Sciba 23yd FG
Boston College	4	7	14	52	3:21	Freudenthal 5yd pass from Hartman
Notre Dame	1	3	4	1	0:41	Sciba 30yd FG
Notre Dame	2	3	12	54	3:10	Sciba 39yd FG
Notre Dame	2	7	10	75	2:53	Colburn 2yd run
Notre Dame	3	7	9	75	3:34	Hinton 23yd run
Notre Dame	4	7	13	79	6:34	Newman 15yd run
Rice	1	7	3	64	0:41	Dortch 54yd pass from Hartman
Rice	1	7	7	55	2:03	Carney 1yd run
Rice	1	7	7	61	2:24	Dortch 10yd pass from Hartman
Rice	2	7	7	18	1:40	Carney 1yd run
Rice	2	7	7	76	2:07	Dortch 38yd pass from Hartman
Rice	2	7	-	-	-	Bassey 51yd fumble return
Rice	3	7	4	75	1:10	Dortch 4yd pass from Hartman
Rice	3	7	-	-	-	Wade 60yd interception return
Clemson	3	3	7	72	2:14	Sciba 25yd FG

### WAKE FOREST'S LONGEST PLAYS OF THE SEASON

**Rush:** 53, Kendall Hinton vs. Clemson (Oct. 6)

**Rushing Touchdown:** 23, Kendall Hinton vs. Notre Dame (Sept. 22)

**Pass:** 54, Greg Dortch from Sam Hartman vs. Rice (Sept. 29)

**Passing Touchdown:** 54, Greg Dortch from Sam Hartman vs. Rice (Sept. 29)

**Punt Return:** 70, Greg Dortch vs. Towson (Sept. 8)

**Kick Return:** 38, Greg Dortch vs. Towson (Sept. 8)

**Interception Return:** 60, Chuck Wade, Jr. vs. Rice (Sept. 29)

**Fumble Return:** 51, Essang Bassey vs. Rice (Sept. 29)

**Punt:** 55, Dom Maggio vs. Boston College (Sept. 13)

**Field Goal:** 39, Nick Sciba vs. Notre Dame (Sept. 22)

### RECEIVERS TARGETED

Player	G	Rec.	Targ.	%TT	Yds	TD
Dortch	6	48	73	36.3	592	5
Surratt	6	19	39	19.4	280	1
Bachman	5	11	28	13.9	134	3
Claude	6	4	12	6.0	55	0
Freudenthal	6	8	10	5.0	95	1
Chapman	6	5	10	5.0	26	0
Colburn	6	3	5	2.5	41	0
Hinton	3	3	5	2.5	23	0
Washington	4	2	5	2.5	24	0
Roberson	4	2	5	2.5	2	0
Jones	6	0	3	1.5	0	0
Carney	6	2	2	1.0	16	0
Delaney	2	1	1	0.5	2	0
Throw Away	-	-	3	1.5	-	-
<b>TEAM</b>		<b>108</b>	<b>201</b>			

%TT = Percentage of total targets

# WAKE FOREST FOOTBALL

## 2018 PARTICIPATION CHART

No.	Name	GP/GS	TUL	TOW	BC	ND	RICE	CLEM	FSU	LOU	CUSE	NCSU	PITT	DUKE	TOTAL
70	Anderson	6/6	C (97)	RG (77)	C (113)	C (85)	C (55)	C (67)							494
1	Bachman	5/5	WR (97)	WR (74)	inj	WR (58)	WR (43)	WR (75)							347
18	Basham	6/6	DE (74)	DE (58)	DE (69)	DE (68)	DE (57)	DE (63)							389
21	Basse	6/6	CB (92)	CB (71)	CB (76)	CB (79)	CB (61)	CB (73)							452
26	Beal-Smith	6/0	rb (4)	rb (21)	rb (14)	rb (32)	rb (38)	rb (31)							140
73	Benzinger	6/6	RT (101)	LT (83)	LT (113)	LT (99)	LT (62)	LT (75)							533
53	Bergan	6/0	dl (11)	dl (26)	dl (14)	dl (20)	dl (36)	dl (20)							127
13	Bowers	1/0	--	qb (8)	--	--	--	--							8
6	Calhoun	6/6	DE (70)	DE (60)	DE (59)	DE (50)	DE (36)	DE (45)							320
36	Carney	6/0	rb (60)	rb (49)	rb (57)	rb (58)	rb (19)	rb (44)							287
23	Chapman	6/0	te (100)	te (29)	te (34)	te (52)	te (33)	te (46)							294
88	Claude	6/1	wr (15)	wr (29)	WR (97)	wr (49)	wr (49)	wr (39)							278
22	Colburn	6/6	RB (53)	RB (33)	RB (64)	RB (31)	RB (25)	RB (30)							236
18	Considine	1/0	--	--	--	--	--	qb (12)							12
20	Davis	1/0	db (19)	inj	inj	inj	inj	inj							19
29	Delaney	1/0	--	rb (8)	--	rb (3)	--	--							11
10	Dicks	3/0	st (7)	st (10)	st (13)	--	--	--							30
52	Diemel	6/6	LS (10)	LS (10)	LS (12)	LS (14)	LS (12)	LS (13)							71
3	Dortch	6/6	WR (110)	WR (79)	WR (123)	WR (83)	WR (53)	WR (59)							507
34	Drawdy	2/0	--	--	--	--	rb (3)	rb (5)							8
11	Ford	5/0	--	st (3)	st (2)	st (6)	st (8)	st (2)							21
86	Fruedenthal	6/6	TE (7)	TE (50)	TE (87)	TE (53)	TE (46)	TE (60)							303
71	Gilliam	6/6	RG (94)	RT (84)	RT (113)	RT (95)	RT (65)	RT (76)							527
2	Glenn	5/5	FS (67)	inj	FS (74)	FS (47)	FS (43)	FS (13)							244
39	Good	2/0	--	--	st (1)	--	db (6)	--							7
13	Grate	6/0	st (6)	db (20)	st (9)	st (3)	db (13)	db (10)							61
37	Greer	5/0	st (3)	db (29)	db (34)	db (12)	inj	db (67)							145
27	Hardimon	5/0	st (11)	db (28)	db (13)	db (10)	db (17)	inj							79
10	Hartman	6/6	QB (97)	QB (74)	QB (107)	QB (66)	QB (47)	QB (47)							438
74	Haynes	6/6	LG (101)	LG (77)	LG (113)	LG (83)	LG (55)	LG (54)							483
4	Henderson	5/4	CB (8)	inj	db (47)	CB (46)	CB (74)	CB (65)							240
75	Herron	1/1	LT (13)	inj	inj	inj	inj	inj							13
2	Hinton	3/0	susp	susp	susp	wr (27)	qb (17)	qb (24)							68
80	Jones	6/0	st (4)	wr (14)	wr (28)	wr (11)	wr (22)	wr (14)							93
55	Jurgens	1/0	--	ol (8)	--	--	--	--							8
90	Kamara	6/0	dl (23)	dl (35)	dl (21)	dl (35)	dl (39)	dl (26)							179
34	Kemp	6/5	LB (66)	LB (43)	LB (72)	lb (39)	LB (78)	LB (88)							386
84	Lubrano	4/0	--	te (7)	st (2)	te (3)	te (6)	--							18
8	Maggio	6/6	P (10)	P (10)	P (13)	P (14)	P (12)	P (13)							72
12	Masterson	3/0	inj	inj	inj	db (45)	db (65)	db (89)							199
35	Mays	3/0	inj	lb (18)	lb (5)	lb (17)	--	inj							40
88	Murphy	1/0	--	--	--	--	st (1)	--							1
63	Nash	6/0	st (4)	ol (15)	st (6)	ol (24)	ol (29)	ol (8)							86
12	Newman	1/0	inj	inj	inj	qb (27)	inj	inj							27
59	Nya	4/0	--	ol (14)	--	ol (6)	ol (6)	ol (12)							38
48	Osteen	4/0	st (4)	st (7)	st (4)	--	st (1)	--							16
68	Osterhage	5/4	ol (101)	inj	RG (114)	RG (97)	RG (60)	RG (86)							458
76	Rapplevea	4/0	--	ol (8)	--	ol (3)	ol (3)	ol (5)							19
17	Redd	6/1	db (34)	FS (63)	db (20)	db (18)	db (31)	db (32)							198
82	Roberson	4/0	--	wr (9)	--	db (3)	wr (17)	wr (32)							61
93	Rodney	6/6	DT (64)	DT (50)	DT (57)	DT (49)	DT (44)	DT (57)							321
96	Sciba	6/6	K (4)	K (9)	K (6)	K (8)	K (7)	K (1)							35
15	Simpson	6/0	lb (11)	lb (15)	lb (15)	lb (23)	lb (32)	lb (24)							120
45	Smenda	4/0	lb (24)	lb (49)	lb (41)	lb (36)	inj	inj							150
25	Sriraman	3/0	--	--	--	wr (3)	wr (3)	wr (5)							11
23	Strnad	6/6	LB (95)	LB (72)	LB (87)	LB (78)	LB (68)	LB (38)							438
60	Suhren	6/0	ol (6)	ol (18)	st (9)	ol (9)	ol (13)	ol (6)							61
14	Surratt	6/6	WR (97)	WR (68)	WR (107)	WR (50)	WR (47)	WR (47)							416
46	Taylor, D.	6/6	LB (79)	LB (64)	LB (63)	LB (67)	LB (71)	LB (76)							420
24	Taylor, J.	6/2	db (80)	CB (90)	CB (47)	db (50)	db (39)	db (56)							362
65	Tom	6/1	ol (10)	C (84)	ol (13)	ol (33)	ol (33)	ol (20)							193
9	Wade	6/6	SS (90)	SS (78)	SS (79)	SS (88)	SS (95)	SS (37)							467
94	Walker	6/0	dl (14)	dl (30)	dl (7)	dl (11)	dl (37)	dl (28)							127
7	Washington	4/0	--	--	wr (7)	wr (50)	wr (1)	wr (36)							94
58	Watson	5/0	--	ol (17)	ol (6)	ol (11)	ol (11)	ol (6)							51
30	Williams, J.	6/1	lb (30)	lb (70)	lb (31)	LB (84)	lb (19)	lb (56)							290
72	Williams, T.	6/0	dl (12)	dl (28)	dl (8)	dl (18)	dl (26)	dl (19)							111
48	Yarbary	6/6	DT (78)	DT (55)	DT (60)	DT (64)	DT (47)	DT (61)							365

Starters in all CAPS // st = played only on special teams // -- = did not play // inj = missed game due to injury // susp = missed game due to suspension

# WAKE FOREST FOOTBALL

## 2018 GAME RECAPS & BOX SCORES



### GAME 1 WAKE FOREST 23, TULANE 17 (OT) AUGUST 30, 2018 YULMAN STADIUM (15,487)

**NEW ORLEANS, La.** – Wake Forest opened the 2018 season with a 23-17 overtime victory at Tulane August 30th at Yulman Stadium. Cade Carney's 1-yard touchdown run in overtime gave the Demon Deacons (1-0) a season-opening victory for the fourth straight season.

Freshmen headlined the win for Wake Forest, who saw several memorable debuts. Sam Hartman became the first Demon Deacon true freshman quarterback to win his first start, throwing for a school freshman record 378 yards, the 10th most passing yards in program history overall. His 31 completions, 51 attempts and two touchdowns were all school records for a true freshman in his first start. Hartman also had a team-high 64 yards rushing.

Redshirt freshman wide receiver Sage Surratt had 11 catches for 150 yards, both school records for a freshman in his first career game.

Greg Dortch grabbed a career-high 12 receptions for 149 yards, his fourth career 100-yard game. He ended with 200 all-purpose yards, the seventh time in nine career games he has been over 100 all-purpose yards.

Defensively, Chris Calhoun led the team with a career-high 12 tackles. Essang Bassey tied a career high with three pass break-ups, in addition to seven tackles.

Scoring	1	2	3	4	OT	Total
Wake Forest	0	7	3	7	6	23
Tulane	0	0	14	3	0	17

#### 1st Quarter

No scoring

#### 2nd Quarter

WF - Bachman 10 yd pass from Hartman (Sciba kick), 6:45

#### 3rd Quarter

TLN - Encalade 52 yd pass from Banks (Glover kick), 10:58

WF - Sciba 34 yd field goal, 7:29

TLN - Encalade 74 yd pass from Banks (Glover kick), 1:45

#### 4th Quarter

WF - Bachman 19 yd pass from Hartman (Sciba kick), 14:35

TLN - Glover 39 yd field goal, 1:59

#### Overtime

WF - Carney 1 yd run

	WF	TLN
FIRST DOWNS	32	20
RUSHES-YARDS (NET)	43-154	41-153
PASSING YDS (NET)	378	283
Passes Comp-Att-Int	31-51-2	19-38-0
TOTAL OFFENSE PLAYS-YARDS	94-548	79-436
Fumble Returns-Yards	0-0	1-0
Punt Returns-Yards	2-25	1-8
Kickoff Returns-Yards	1-22	2-35
Interception Returns-Yards	0-0	2-0
Punts (Number-Avg)	6-36.8	9-37.4
Fumbles-Lost	1-1	1-1
Penalties-Yards	6-70	9-83
Possession Time	25:05	34:55
Third-Down Conversions	10 of 19	7 of 19
Fourth-Down Conversions	0 of 0	1 of 2
Red-Zone Scores-Chances	4-6	0-0
Sacks By: Number-Yards	3-11	1-2

**RUSHING:** WF - Hartman 13-64; Carney 16-54; Coburn 13-32; Dortch 1-4. TLN - Banks 15-38; Encalade 1-38; Dauphine 5-29; Huderson 10-26; Bradwell 10-22.

**PASSING:** WF - Hartman 31-51-2-2-378. TLN - Banks 18-37-2-0-281

**RECEIVING:** WF - Dortch 12-149; Surratt 11-150; Bachman 5-62; Claude 1-8; Carney 1-7; Chapman 1-2. TLN - Encalade 8-189; Mooney 8-74; Clewis 1-13; James 1-5; Teamer 1-2.



### GAME 2 WAKE FOREST 51, TOWSON 20 SEPTEMBER 8, 2018 BB&T FIELD (23,619)

**WINSTON-SALEM, N.C.** – Wide receiver Greg Dortch had three touchdowns, including two from punt returns, and 310 total yards of offense on Saturday as Wake Forest defeated Towson 51-20.

Wake Forest (2-0) used a balanced attack behind Dortch, freshman quarterback Sam Hartman, and running back Cade Carney in the win over Towson (1-1).

Dortch became just the fourth player in ACC history with two punt return touchdowns in a game and totaled the

third most all-purpose yards in a single game in school history. He also added an acrobatic touchdown grab in the first quarter.

The Deacons jumped on the board early with a quick drive that resulted in a highlight-reel catch from Alex Bachman. Wake Forest then made it 14-7 with a 7-yard touchdown pass from Hartman to Dortch. The drive spanned 62 yards in just 1:01 and three plays.

At the start of the second quarter, Hartman rushed for his first career touchdown, scoring on a 14-yard run to break the stalemate. Essang Bassey intercepted Tom Flacco on the next drive, putting the Deacons back on offense. Nick Sciba drilled a 35-yard field goal as Wake Forest led 24-14 early in the second frame.

Minutes later, Dortch torched the special teams of Towson with a 70-yard punt return touchdown. The touchdown put Dortch over 200 all-purpose yards for the fourth-straight game, the first Wake Forest player ever to hit that mark.

Dortch returned a 60-yard punt for a touchdown in the waning minutes of the first half to continue his historic pace. Towson scored a touchdown shortly before halftime and missed the two-point conversion as Wake Forest took a 38-20 lead into the locker room.

Sciba added a 27-yard field goal in the third quarter followed by a 1-yard touchdown run by Carney in the fourth quarter as Wake Forest led 48-20. Sciba tacked on another 27-yarder in the fourth quarter.

Scoring	1	2	3	4	Total
Towson	14	6	0	0	20
Wake Forest	14	24	3	10	51

#### 1st Quarter

WF - Bachman 10 yd pass from Hartman (Sciba kick), 11:39

TOW - Gallahan 24 yd pass from Flacco (O'Neill kick), 3:27

WF - Dortch 7 yd pass from Hartman (Sciba kick), 7:11

TOW - Simpson 7 yd pass from Flacco (O'Neill kick), 1:32

#### 2nd Quarter

WF - Hartman 14 yd run (Sciba kick), 14:19

WF - Sciba 35 yd field goal, 11:37

WF - Dortch 70 yd punt return (Sciba kick), 9:49

WF - Dortch 60 yd punt return (Sciba kick), 2:02

TOW - Leatherbury 18 yd pass from Flacco (Flacco pass failed), 0:42

#### 3rd Quarter

WF - Sciba 27 yd field goal, 3:53

#### 4th Quarter

WF - Carney 1 yd run (Sciba kick), 14:03

WF - Sciba 27 yd field goal, 9:04

	TOW	WF
FIRST DOWNS	25	32
RUSHES-YARDS (NET)	30-65	54-340
PASSING YDS (NET)	345	242
Passes Comp-Att-Int	35-51-1	17-27-1
TOTAL OFFENSE PLAYS-YARDS	81-410	81-582
Fumble Returns-Yards	1-0	0-0
Punt Returns-Yards	0-0	4-136
Kickoff Returns-Yards	7-170	4-105
Interception Returns-Yards	1-0	1-0
Punts (Number-Avg)	6-45.0	1-41.0
Fumbles-Lost	0-0	1-1
Penalties-Yards	7-68	0-0
Possession Time	30:43	29:17
Third-Down Conversions	6 of 15	10 of 16
Fourth-Down Conversions	0 of 3	1 of 1
Red-Zone Scores-Chances	2-2	7-8
Sacks By: Number-Yards	0-0	5-41

**RUSHING:** TOW - Simpson 8-18; Young 5-16; Stover 1-12; Flacco 15-11; Leatherbury 1-8. WF - Carney 19-130; Beal-Smith 6-68; Hartman 9-64; Colburn 12-47; Delaney 7-32; Team 1-minus 1.

**PASSING:** TOW - Flacco 35-51-345-3-1. WF - Hartman 17-27-242-2-1.

**RECEIVING:** TOW - Leatherbury 8-88; Rutkowski 5-67; Richardson 5-27; Gallahan 4-61; Allen 4-28; Greenwood 3-43; Simpson 2-18; Clark 2-9; Young 2-4. WF - Dortch 7-94; Surratt 4-63; Bachman 4-54; Colburn 1-25; Freudenthal 1-6.



# WAKE FOREST FOOTBALL

## 2018 GAME RECAPS & BOX SCORES



### GAME 3 BOSTON COLLEGE 41, WAKE FOREST 34 SEPTEMBER 13, 2018 BB&T FIELD (25,309)

WINSTON-SALEM, N.C. – Boston College outlasted a Wake Forest rally as the Demon Deacons fell 41-34 on September 13 at BB&T Field.

Wake Forest (2-1, 0-1 ACC) and Boston College (3-0, 1-0 ACC) each had over 500 yards of offense in a back-and-forth contest that saw the Eagles pull away in the fourth quarter.

Quarterback Sam Hartman was 20-for-45 with 214 yards and two touchdowns. Cade Carney and Matt Colburn

each rushed for over 100 yards while Colburn recorded a first-half touchdown. Cameron Glenn led the Deacons with 10 total tackles, three solo stops and one pass breakup.

With under five minutes left in the first quarter, Colburn punched in a 2-yard touchdown to tie the game up. Prior to the score, Wake Forest benefitted from a fumble recovery by Cade Carney on a punt, putting the Deacons on the BC 13-yard line. After an 11-yard rush from Hartman, Colburn powered his way into the end zone.

Later in the frame, Demetrius Kemp blocked a Boston College punt which was recovered in the end zone by Malik Grate as the Deacons tied the game up at 14-14.

Tied at 21-all at the break, the Deacons scored on their first drive of the third quarter with a 27-yard field goal from Nick Sciba making it 24-21. BC responded with a 29-yard touchdown pass to Tommy Sweeney as the Eagles took a 28-24 lead.

Boston College extended its lead to 34-24 in the fourth quarter after a 71-yard touchdown pass to Smith.

Sciba kicked a 23-yard field goal early in the fourth quarter as Wake Forest pulled within seven however a BC 40-yard touchdown pass to Ben Glines soon gave the Eagles a 41-27 lead.

Wake Forest rallied late with a 5-yard touchdown pass to tight end Jack Freudenthal as the Deacs came within a touchdown with 1:33 left in the contest. Boston College recovered the onside kick from Wake Forest to seal the victory.

Scoring	1	2	3	4	Total
Boston College	7	14	7	13	41
Wake Forest	7	14	3	10	34

#### 1st Quarter

BC - Dillon 45 yd run (Tessitore kick), 13:53  
WF - Colburn 2 yd run (Sciba kick), 4:24

#### 2nd Quarter

BC - Smith 27 yd pass from Brown (Tessitore kick), 12:11  
WF - Grate 0 yd punt return; Kemp block (Sciba kick), 8:56  
WF - Surratt 5 yd pass from Hartman (Sciba kick), 4:14  
BC - White 35 yd pass from Brown (Tessitore kick), 3:01

#### 3rd Quarter

WF - Sciba 27 yd field goal, 12:11  
BC - Sweeney 29 yd pass from Brown (Tessitore kick), 8:39

#### 4th Quarter

BC - Smith 71 yd pass from Brown (Tessitore kick), 13:29  
WF - Sciba 23 yd field goal, 11:13  
BC - Glines 40 yd pass from Brown (Tessitore kick), 8:48  
WF - Freudenthal 5 yd pass from Hartman (Sciba kick), 1:33

	BC	WF
FIRST DOWNS	19	27
RUSHES-YARDS (NET)	44-220	60-298
PASSING YDS (NET)	304	214
Passes Comp-Att-Int	16-25-0	20-45-2
TOTAL OFFENSE PLAYS-YARDS	69-524	105-512
Fumble Returns-Yards	0-0	0-0
Punt Returns-Yards	2-8	6-50
Kickoff Returns-Yards	6-128	4-93
Interception Returns-Yards	2-4	0-0
Punts (Number-Avg)	9-36.2	7-44.3
Fumbles-Lost	1-1	0-0
Penalties-Yards	4-35	3-35
Possession Time	29:33	30:27
Third-Down Conversions	6 of 16	5 of 22
Fourth-Down Conversions	0 of 0	6 of 7
Red-Zone Scores-Chances	0-0	5-6
Sacks By: Number-Yards	4-25	1-2

**RUSHING:** BC - Dillon 33-185; Smith 3-42; Brown 3-5; Levy 1-2; Jones 1-1; TM 1-minus 15. WF - Colburn 23-117; Carney 18-116; Hartman 19-65.

**PASSING:** BC - Brown 16-25-304-5-0. WF - Hartman 20-45-214-2-2.

**RECEIVING:** BC - Smith 6-145; Sweeney 5-58; Glines 2-45; White 1-35; Walker 1-17; Lewis 1-4. WF - Dortch 9-93; Surratt 3-50; Claude 2-32; Colburn 2-16; Chapman 1-9; Carney 1-9; Freudenthal 2-5.



### GAME 4 NOTRE DAME 56, WAKE FOREST 27 SEPTEMBER 22, 2018 BB&T FIELD (31,092)

WINSTON-SALEM, N.C. – Wake Forest dropped a 56-27 decision to No. 8 Notre Dame on Sept. 22 in front of 31,092 fans at BB&T Field.

Sam Hartman completed 12 passes for 110 yards for the Demon Deacons (2-2, 0-1 ACC) before leaving the game due to cramping. Jamie Newman replaced Hartman and scored his first career rushing touchdown.

Newman, Matt Colburn II, and Kendall Hinton each recorded a rushing touchdown while the Demon Deacons tallied 259 total rushing yards. Chuck Wade, Jr. led the defense with eight tackles with six solo tackles. Carlos Basham, Jr. earned a sack and five total tackles.

Wake Forest's Nasir Greer forced a fumble midway through the first quarter which was recovered by Ryan Smenda, Jr. as the Deacs took over deep in Notre Dame territory. Nick Sciba kicked a 30-yard field goal putting the Demon Deacons up early 3-0.

On the next drive, Notre Dame's (3-0) Jafar Armstrong ran for a 30-yard touchdown as the Fighting Irish took a 7-3 lead. Sciba converted a 39-yard field goal at the start of the second quarter to bring the Deacons within one. Notre Dame extended the lead to 21-6 before Wake Forest responded with a touchdown drive of its own as Colburn rushed for a 2-yard touchdown. The Deacs went 75 yards over 10 plays en route to the end zone. Book called his own number for Notre Dame on a 2-yard touchdown run as the Fighting Irish made it 28-13.

Notre Dame scored three times in the third before Wake Forest scored a touchdown courtesy of Hinton. The score stood 49-20 in favor of Notre Dame heading into the fourth quarter. Wake Forest closed the scoring with a touchdown from Newman who ran for a 15-yard score.

Scoring	1	2	3	4	Total
Notre Dame	7	21	21	7	56
Wake Forest	3	10	7	7	27

#### 1st Quarter

WF - Sciba 30 yd field goal, 5:19  
ND - Armstrong 30 yd run (Yoon kick), 3:06

#### 2nd Quarter

WF - Sciba 39 yd field goal, 14:56  
ND - Wright 3 yd pass from Book (Yoon kick), 11:25  
ND - Jones Jr 4 yd run (Yoon kick), 9:19  
WF - Colburn II 2 yd run (Sciba kick), 6:26  
ND - Book 2 yd run (Yoon kick), 5:24

#### 3rd Quarter

ND - Claypool 7 yd pass from Book (Yoon kick), 9:46  
ND - Armstrong 1 yd run (Yoon kick), 5:15  
ND - Book 2 yd run (Yoon kick), 4:19  
WF - Hinton 23 yd run (Sciba kick), 0:44

#### 4th Quarter

ND - Book 1 yd run (Yoon kick), 11:27  
WF - Newman 15 yd run (Sciba kick), 4:53

	ND	WF
FIRST DOWNS	28	27
RUSHES-YARDS (NET)	40-241	61-259
PASSING YDS (NET)	325	139
Passes Comp-Att-Int	25-36-0	16-31-1
TOTAL OFFENSE PLAYS-YARDS	76-566	92-398
Fumble Returns-Yards	0-0	1-17
Punt Returns-Yards	2-58	0-0
Kickoff Returns-Yards	1-20	4-67
Interception Returns-Yards	1-0	0-0
Punts (Number-Avg)	3-33.7	6-41.8
Fumbles-Lost	1-1	0-0
Penalties-Yards	4-37	3-23
Possession Time	26:01	33:59
Third-Down Conversions	4 of 9	11 of 21
Fourth-Down Conversions	1 of 2	0 of 0
Red-Zone Scores-Chances	7-7	3-5
Sacks By: Number-Yards	3-18	1-4

**RUSHING:** ND - Armstrong 8-98; Davis 9-43; Book 10-43; Jones Jr. 7-39; Smith 2-16; Jurkovec 1-7; Young 1-minus 1; TM 2-minus 4. WF - Carney 13-79; Newman 8-73; Beal-Smith 10-34; Colburn 10-32; Hinton 1-23; Hartman 16-23; Dortch 1-6; Delaney 2-1.

**PASSING:** ND - Book 25-34-325-2-0; Jurkovec 0-2-0-0-0. WF - Hartman 12-24-110-0-0; Newman 4-7-29-0-1.

**RECEIVING:** ND Mack 6-61; Claypool 4-51; Finke 4-41; Austin Jr. 2-35; Jones Jr 2-32; Davis 2-15; Armstrong 2-15; Young 1-66; Boykin 1-6; Wright 1-3. WF - Dortch 6-56; Hinton 3-23; Washington 2-24; Chapman 2-7; Claude 1-15; Bachman 1-12; Delaney 1-2.

# WAKE FOREST FOOTBALL

## 2018 GAME RECAPS & BOX SCORES



### GAME 5 WAKE FOREST 56, RICE 24 SEPTEMBER 29, 2018 BB&T FIELD (24,519)

WINSTON-SALEM, N.C. – The Wake Forest offense scored early and scored often Saturday (Sept. 29), as the Demon Deacons cruised past Rice, 56-24, on Family Weekend.

The Demon Deacon (3-2, 0-1 ACC) offense exploded in the opening 30 minutes of play, taking a 42-3 lead into the half-time break. The 42 points are a single-half record under head coach Dave Clawson while the 21 points in the first quarter are tied for the second-most in a single quarter in the Clawson era.

Greg Dortch tied his own school record for touchdown receptions in a game (4) and finished the day with 163 receiving yards. Cade Carney had his first multi-touchdown day since September 10, 2016, while Matt Colburn II became the 12th player in program history to surpass 2,000 career rushing yards to pace the offense. Quarterback Sam Hartman finished the day 15-of-17 for 241 yards and four touchdown passes.

Wake Forest recorded a pair of defensive touchdowns against Rice (1-4, 0-1 C-USA), returning two interceptions to the end zone.

The Deacs stormed out to a 28-0 lead as Dortch and Carney traded touchdowns through the first 17 minutes. After punting on their first drive, the Deacs scored touchdowns on their next six, sparked by a 54-yard pass from Hartman to Dortch less than five minutes into the game to make it 7-0 in favor of the Deacs. Carney rushed on six of Wake Forest's seven plays on the next drive for 31 yards, capped off by a 1-yard touchdown run as the lead grew to 14-0.

Hartman was the featured Deacon on the next drive, completing all four pass attempts on a seven-play, 61-yard drive, connecting with Dortch for a 10-yard touchdown to push the lead to 21-0. Masterson had the first interception of his career and returned it 43 yards, setting up a short field and an eventual 1-yard TD plunge from Carney.

Following a Rice field goal, Hartman and Dortch again connected, this time for a 38-yard touchdown to push the lead to 35-3 with 8:10 left in the second quarter. Zeek Rodney forced a fumble and Essang Bassey returned it 51 yards for a touchdown, extending the advantage to 42-3 at the break.

Hartman found Dortch for a gain of 25 before hitting Jack Freudenthal down the sideline for 42 yards on the very next play. Two plays later, Hartman connected with Dortch for the fourth time of the afternoon to extend the lead to 49-10.

The defense stepped up for its second score of the afternoon with Chuck Wade, Jr. intercepting Stankavage and returning it 60 yards to the end zone midway through the third quarter before Rice added a pair of touchdowns to close out play.

Scoring	1	2	3	4	Total
Rice	0	3	14	7	24
Wake Forest	21	21	14	0	56

#### 1st Quarter

WF - Dortch 54 yd pass from Hartman (Sciba kick), 10:37  
WF - Carney 1 yd run (Sciba kick), 6:58  
WF - Dortch 10 yd pass from Hartman (Sciba kick), 3:30

#### 2nd Quarter

WF - Carney 1 yd run (Sciba kick), 13:33  
RICE - Fox 39 yd field goal, 10:17  
WF - Dortch 38 yd pass from Hartman (Sciba kick), 8:10  
WF - Bassey 51 yd fumble recovery (Sciba kick), 5:25

#### 3rd Quarter

RICE - Au. Walter 8 yd pass from Stankavage (Fox kick), 10:08  
WF - Dortch 4 yd pass from Hartman (Sciba kick), 8:58  
WF - Wade, Jr. 60 yd interception return (Murphy kick), 7:55  
RICE - Au. Walter 38 yd run (Fox kick), 7:55

#### 4th Quarter

RICE - Cephus 3 yd pass from Stankavage (Fox kick), 14:50

	RICE	WF
FIRST DOWNS	19	20
RUSHES-YARDS (NET)	44-267	41-171
PASSING YDS (NET)	103	243
Passes Comp-Att-Int	17-32-2	17-20-1
TOTAL OFFENSE PLAYS-YARDS	76-370	61-414
Fumble Returns-Yards	0-0	1-51
Punt Returns-Yards	0-0	2-14
Kickoff Returns-Yards	3-123	1-21
Interception Returns-Yards	1-0	2-103
Punts (Number-Avg)	6-39.3	4-45.2
Fumbles-Lost	1-1	1-1
Penalties-Yards	6-55	3-25
Possession Time	37:12	22:48
Third-Down Conversions	7 of 18	6 of 12
Fourth-Down Conversions	3 of 3	1 of 2
Red-Zone Scores-Chances	2-3	4-4
Sacks By: Number-Yards	1-5	0-0

**RUSHING:** RICE - Au. Walter 18-165; Gentosi 3-31; As. Walter 6-25; Stankavage 3-21; Esukpa 11-20; Ellerbe 3-5. WF - Beal-Smith 9-60; Carney 13-49; Colburn 8-34; Hinton 6-24; Hartman 2-4; Drawdy 3-1.

**PASSING:** RICE - Stankavage 17-32-103-2-2. WF - Hartman 15-17-241-4-0; Hinton 2-3-2-0-1.

**RECEIVING:** RICE - Au. Walter 5-32; Trammell 4-29; Cephus 4-27; Harmon 2-11; Bull 1-2; Cardwell 1-2. WF - Dortch 11-163; Freudenthal 2-53; Roberson 2-2; Surratt 1-17; Chapman 1-8.



### GAME 6 CLEMSON 63, WAKE FOREST 3 OCTOBER 6, 2018 BB&T FIELD (31,608)

WINSTON-SALEM, N.C. – Wake Forest couldn't keep up with No. 4 Clemson on Saturday as the Tigers defeated the Demon Deacons 63-3 in front of 31,608 fans at BB&T Field.

Wake Forest (3-3, 0-2 ACC) held Clemson (6-0, 3-0 ACC) to just a touchdown in the first quarter but the Tigers scored 21 in the second quarter and held the Deacons from gaining any ground.

Clemson struck first with a 59-yard rushing touchdown from Travis Etienne midway through the first quarter. Etienne added a 3-yard rushing touchdown early in the second quarter as Clemson extended its lead to 14-0.

Clemson quarterback Trevor Lawrence added two touchdown passes in the first half with the Tigers leading 28-0 at halftime. Etienne had another big run of 70-yards to start the second half.

A promising drive for Wake Forest resulted in a field goal during the third quarter. Quarterback Kendall Hinton replaced Sam Hartman and rushed for 53-yards but was tripped up at the Clemson 9-yard line.

Leading 35-3, Adam Choice and Lyn-J Dixon for the Tigers had rushing touchdowns over 60-yards. Chase Brice passed for a Clemson touchdown and Dixon rushed for another score in the fourth as Clemson won 63-3.

Scoring	1	2	3	4	Total
Clemson	7	21	21	14	63
Wake Forest	0	0	3	0	3

#### 1st Quarter

CU - Etienne 59 yd run (Huegel kick), 6:25

#### 2nd Quarter

CU - Etienne 3 yd run (Huegel kick), 13:16  
CU - Ross 55 yd pass from Lawrence (Huegel kick), 9:53  
CU - Higgins 20 yd pass from Lawrence (Huegel kick), 0:30

#### 3rd Quarter

CU - Etienne 70 yd run (Huegel kick), 13:45  
WF - Sciba 25 yd field goal, 8:22  
CU - Choice 64 yd run (Huegel kick), 4:41  
CU - Dixon 65 yd run (Huegel kick), 2:21

#### 4th Quarter

CU - Overton 2 yd pass from Brice (Potter kick), 10:08  
CU - Dixon 52 yd run (Potter kick), 0:48

	CU	WF
FIRST DOWNS	22	11
RUSHES-YARDS (NET)	40-471	51-175
PASSING YDS (NET)	227	74
Passes Comp-Att-Int	25-30-0	7-27-1
TOTAL OFFENSE PLAYS-YARDS	70-698	78-248
Fumble Returns-Yards	0-0	0-0
Punt Returns-Yards	4-17	5-19
Kickoff Returns-Yards	0-0	1-25
Interception Returns-Yards	1-0	0-0
Punts (Number-Avg)	7-42.3	12-41.3
Fumbles-Lost	1-1	1-0
Penalties-Yards	3-28	5-55
Possession Time	29:42	30:18
Third-Down Conversions	5 of 15	5 of 21
Fourth-Down Conversions	1 of 1	0 of 2
Red-Zone Scores-Chances	3-3	1-2
Sacks By: Number-Yards	3-24	2-13

**RUSHING:** CU - Etienne 10-167; Dixon 10-163; Choice 10-128; Lawrence 6-5; Feaster 3-4; Batson 1-4. WF - Hinton 11-92; Beal-Smith 8-44; Colburn 12-27; Carney 6-18; Drawdy 5-7; Dortch 1-minus 5; Hartman 8-minus 8.


**PASSING:** CU - Lawrence 20-25-175-2-0; Brice 4-4-50-1-0; Renfrow 1-1-2-0-0. WF - Hartman 7-20-74-0-1; Hinton 0-5-0-0-0; Considine 0-2-0-0-0

**RECEIVING:** CU - Ross 5-74; Higgins 5-55; Renfrow 2-21; Rodgers 2-9; Swinney 2-7; Overton 2-5; Chase 2-6; Dixon 1-41; Thompson 1-5; Williams 1-4; Choice 1-3; Galloway 1-minus 2. WF - Dortch 3-37; Freudenthal 3-31; Bachman 1-6.

# WAKE FOREST FOOTBALL

## ALEX BACHMAN WIDE RECEIVER

Sr. ■ 6-0 ■ 190 ■ 3VL  
Westlake Village, Calif.  
Oaks Christian



**2018** — Recorded his first multi-score game with two touchdown receptions at Tulane (Aug. 30) where he caught five passes for 62 yards with 29 touchdown yards ... Had a highlight-reel catch with a 10-yard touchdown reception against Towson (Sept. 8) ... Missed the Boston College (Sept. 13) game due to injury.

### BACHMAN'S CAREER RECEIVING STATS

	G-GS	Rec	Yds	Avg	TD	Lg/Opponent
2015	11-0	1	8	8.0	0	8/Elon
2016	13-11	23	248	10.8	1	62/at Duke
2017	12-0	21	365	17.4	3	43/Duke
2018	5-5	11	134	12.2	3	19/at Tulane
Career	41-16	56	755	13.5	7	62/at Duke

### BACHMAN'S GAME-BY-GAME RECEIVING STATS

2015	Opponent	Rec	Yds	Avg	TD	TD Yds
9/3	Elon	1	8	8.0	0	--
9/12	at Syracuse	0	0	0	0	--
9/19	at Army	0	0	0	0	--
9/26	at Indiana	0	0	0	0	--
10/3	Florida State	0	0	0	0	--
10/10	at Boston Col.	0	0	0	0	--
10/17	at UNC	0	0	0	0	--
10/24	NC State	0	0	0	0	--
10/30	Louisville	0	0	0	0	--
11/14	at Notre Dame	--DNP--				
11/21	at Clemson	0	0	0	0	--
11/28	Duke	0	0	0	0	--

2016	Opponent	Rec	Yds	Avg	TD	TD Yds
9/1	Tulane	2	17	8.5	0	--
9/10	at Duke	1	62	62.0	0	--
9/17	Delaware	3	17	5.7	1	7
9/24	at Indiana	1	14	14.0	0	--
10/1	at NC State	1	2	2.0	0	--
10/8	Syracuse	2	6	3.0	0	--
10/15	at Florida State	0	0	0.0	0	--
10/29	Army West Point	6	51	8.5	0	--
11/5	Virginia	2	19	8.5	0	--
11/12	at Louisville	3	37	12.3	0	--
11/19	Clemson	0	0	0.0	0	--
11/26	Boston College	1	3	3.0	0	--
12/27	vs. Temple	1	20	20.0	0	--

2017	Opponent	Rec	Yds	Avg	TD	TD Yds
8/13	Presbyterian	1	29	29.0	1	29
9/9	at Boston Col.	1	7	7.0	0	--
9/16	Utah State	0	0	0.0	0	--
9/23	at App State	0	0	0.0	0	--
9/30	Florida State	0	0	0.0	0	--
10/7	at Clemson	0	0	0.0	0	--
10/21	at Georgia Tech	--DNP--				
10/28	Louisville	2	38	19.0	0	--
11/4	at Notre Dame	8	116	14.5	1	30
11/11	at Syracuse	0	0	0.0	0	--
11/18	NC State	1	1	1.0	0	--
11/25	Duke	3	90	30.0	1	43
12/29	vs. Texas A&M	5	84	16.8	0	--

2018	Opponent	Rec	Yds	Avg	TD	TD Yds
8/30	at Tulane	5	62	12.4	2	10, 19
9/8	Towson	4	54	13.5	1	10
9/13	Boston College	--INJ--				
9/22	Notre Dame	1	12	12.0	0	--
9/29	Rice	0	0	0.0	0	--
10/6	Clemson	1	6	6.0	0	--

## CARLOS BASHAM, JR. DEFENSIVE LINE

R-So. ■ 6-5 ■ 265 ■ 1VL  
Roanoke, Va.  
Northside



**2018** — Goes by the nickname Boogie ... Had a career-high six tackles at Tulane (Aug. 30), including three solo and three assists ... Had an assist on a sack against Towson (Sept. 8) ... Picked up a career-high four tackle assists against Boston College (Sept. 13), where he totaled five tackles ... Added five tackles, including a sack, against Notre Dame (Sept. 22) ... Matched his five-tackle performance against Rice (Sept. 29) ... Set a new career-high with 1.5 tackles for loss while recovering his second career fumble against Clemson (Oct. 6).

### BASHAM'S CAREER DEFENSIVE STATS

	G-GS	S-A-Tot	TFL-Yds	Sk-Yds	Int-Yds	PBU	FF-FR
2017	13-1	15-9-24	2.0-2	0-0	0-0	2	0-1
2018	6-6	14-15-29	4.5-20	3.0-17	0-0	0	0-1
Career	19-7	29-24-53	6.5-22	3.0-17	0-0	2	0-2

### BASHAM'S GAME-BY-GAME DEFENSIVE STATS

2017	Opp	S-A-Tot	TFL-Yds	Sk-Yds	Int-Yds	PBU	FF-FR
8/31	Presbyterian	5-0-5	0-0	0-0	0-0	0	0-0
9/9	at Boston Col.	1-0-1	0-0	0-0	0-0	0	0-0
9/16	Utah State	0-2-2	0.5-0	0-0	0-0	0	0-0
9/23	at App State	1-1-2	0-0	0-0	0-0	0	0-0
9/30	Florida State	0-0-0	0-0	0-0	0-0	0	0-0
10/7	at Clemson	1-0-1	0-0	0-0	0-0	1	0-1
10/21	at Ga. Tech	0-0-0	0-0	0-0	0-0	0	0-0
10/28	Louisville	0-0-0	0-0	0-0	0-0	1	0-0
11/4	at Notre Dame	1-0-1	0-0	0-0	0-0	0	0-0
11/11	at Syracuse	2-1-3	0-0	0-0	0-0	1	0-0
11/18	NC State	2-1-3	1.0-1	0-0	0-0	0	0-0
11/25	Duke	2-3-5	0-0	0-0	0-0	0	0-0
12/19	vs. Texas A&M	0-1-1	0.5-1	0-0	0-0	0	0-0

2018	Opp	S-A-Tot	TFL-Yds	Sk-Yds	Int-Yds	PBU	FF-FR
8/30	at Tulane	3-3-6	1.0-2	0-0	0-0	0	0-0
9/9	Towson	1-2-3	0.5-5	0.5-5	0-0	0	0-0
9/13	Boston College	1-4-5	0.5-1	0.5-1	0-0	0	0-0
9/22	Notre Dame	3-2-5	1.0-4	1.0-4	0-0	0	0-0
9/29	Rice	2-3-5	0-0	0-0	0-0	0	0-0
10/6	Clemson	4-1-5	1.5-8	1.0-7	0-0	0	0-1

## ESSANG BASSEY DEFENSIVE BACK

Jr. ■ 5-10 ■ 185 ■ 2VL  
Columbus, Ga.  
Columbus



**2018** — Named preseason Third Team All-ACC by Athlon ... Matched a career-high and lead the Deacs with three pass break-ups against Tulane (Aug. 30) ... Had seven tackles, including six solo, against Towson (Sept. 8), and he also had an interception and pass break up ... Recorded eight tackles against Boston College (Sept. 13) ... Collected his fifth break up of the year while adding seven tackles against Notre Dame (Sept. 22) ... Recorded his second-career defensive touchdown, returning a fumble 51 yards for the score against Rice (Sept. 29) ... Finished second on the team with seven tackles against Clemson (Oct. 6).

### BASSEY'S CAREER DEFENSIVE STATS

	G-GS	S-A-Tot	TFL-Yds	Sk-Yds	Int-Yds	PBU	FF-FR
2016	13-1	16-3-19	1.5-2	0-0	0-0	3	1-1
2017	13-13	52-23-75	6.0-11	0-0	3-30	16	0-0
2018	6-6	26-13-39	0.5-0	0-0	1-0	6	0-1
Career	32-20	94-39-133	8.0-13	0-0	4-30	25	1-1

## BASSEY'S GAME-BY-GAME DEFENSIVE STATS

2016	Opp	S-A-Tot	TFL-Yds	Sk-Yds	Int-Yds	PBU	FF-FR
9/1	Tulane	0-0-0	0-0	0-0	0-0	0	0-0
9/10	at Duke	1-0-1	0-0	0-0	0-0	0	0-0
9/17	Delaware	1-0-1	0-0	0-0	0-0	0	0-0
9/24	at Indiana	1-0-1	0-0	0-0	0-0	0	0-0
10/1	at NC State	0-0-0	0-0	0-0	0-0	0	0-0
10/8	Syracuse	0-0-0	0-0	0-0	0-0	0	0-0
10/15	at Florida St.	7-1-8	0-0	0-0	0-0	0	0-1
10/29	Army	2-1-3	0-0	0-0	0-0	0	0-0
11/5	Virginia	1-0-1	0-0	0-0	0-0	0	0-0
11/12	at Louisville	1-0-1	0-0	0-0	0-0	0	0-0
11/19	Clemson	0-1-1	0-0	0-0	0-0	0	0-0
11/26	Boston College	0-0-0	0-0	0-0	0-0	0	0-0
12/27	vs. Temple	2-0-2	0-0	0-0	0-0	0	1-0

2017	Opp	S-A-Tot	TFL-Yds	Sk-Yds	Int-Yds	PBU	FF-FR
8/31	Presbyterian	1-0-1	1.0-1	0-0	0-0	1	0-0
9/9	at Boston Col.	4-1-5	0-0	0-0	1-30	0	0-0
9/16	Utah State	3-2-5	2.0-3	0-0	0-0	2	0-0
9/23	at App State	5-2-7	0.5-2	0-0	0-0	1	0-0
9/30	Florida State	1-2-3	0-0	0-0	0-0	1	0-0
10/7	at Clemson	4-1-5	0-0	0-0	0-0	1	0-0
10/21	at Ga. Tech	1-0-1	0-0	0-0	0-0	0	0-0
10/28	Louisville	7-3-10	0-0	0-0	1-0	1	0-0
11/4	at Notre Dame	4-2-6	1.0-3	0-0	0-0	1	0-0
11/11	at Syracuse	8-4-12	0.5-1	0-0	0-0	1	0-0
11/18	NC State	6-2-8	1.0-1	0-0	1-0	2	0-0
11/25	Duke	2-1-3	0-0	0-0	0-0	2	0-0
12/29	vs. Texas A&M	6-3-9	0-0	0-0	0-0	3	0-0

2018	Opp	S-A-Tot	TFL-Yds	Sk-Yds	Int-Yds	PBU	FF-FR
8/30	at Tulane	2-5-7	0-0	0-0	0-0	3	0-0
9/8	Towson	6-1-7	0.5-0	0-0	1-0	1	0-0
9/13	Boston College	4-4-8	0-0	0-0	0-0	0	0-0
9/22	Notre Dame	5-2-7	0-0	0-0	0-0	1	0-0
9/29	Rice	3-0-3	0-0	0-0	0-0	1	0-1
10/6	Clemson	6-1-7	0-0	0-0	0-0	0	0-0

## CHRISTIAN BEAL-SMITH RUNNING BACK

R-Fr. ■ 5-10 ■ 190  
Winston-Salem, N.C.  
East Forsyth



**2018** — Had six carries for 68 yards against Towson (Sept. 8) ... Had 10 carries for 34 yards on the ground against Notre Dame (Sept. 22) ... Led the team with 60 rushing yards against Rice (Sept. 29) ... Was second on the team with 44 rushing yards against Clemson (Oct. 6).

### BEAL-SMITH'S CAREER RUSHING STATS

	G-GS	Car	Yds	Avg	TD	Lg/Opponent
2018	6-0	33	206	6.2	0	52/Towson
Career	6-0	33	206	6.2	0	52/Towson

### BEAL-SMITH'S GAME-BY-GAME RUSHING STATS

2018	Opponent	Att	Yds	Avg	TD	TD Yds
8/30	at Tulane	0	0	0.0	0	--
9/8	Towson	6	68	11.3	0	--
9/13	Boston College	0	0	0.0	0	--
9/22	Notre Dame	10	34	3.4	0	--
9/29	Rice	9	60	6.7	0	--
10/6	Clemson	8	44	5.5	0	--

### BEAL-SMITH'S CAREER RECEIVING STATS

	G-GS	Rec	Yds	Avg	TD	Lg/Opponent
2018	6-0	0	0	0	0	--
Career	6-0	0	0	0	0	--

### BEAL-SMITH'S GAME-BY-GAME RECEIVING STATS

2018	Opponent	Att	Yds	Avg	TD	TD Yds
8/30	at Tulane	0	0	0.0	0	--
9/8	Towson	0	0	0.0	0	--
9/13	Boston College	0	0	0.0	0	--
9/22						



# WAKE FOREST FOOTBALL

## DION BERGAN DEFENSIVE LINE

Fr. ■ 6-1 ■ 280  
Kissimmee, Fla.  
Osceola



53

2018 — Recorded his first career tackle against Boston College (Sept. 13) ... Saw the field against Tulane (Aug. 31) and Towson (Sept. 8).

### BERGAN'S CAREER DEFENSIVE STATS

	G-GS	S-A-Tot	TFL-Yds	Sk-Yds	Int-Yds	PBU	FF-FR
2018	6-0	0-2-2	0-0	0-0	0-0	0	0-0
Career	6-0	0-2-2	0-0	0-0	0-0	0	0-0

### BERGAN'S GAME-BY-GAME DEFENSIVE STATS

2018	Opp	S-A-Tot	TFL-Yds	Sk-Yds	Int-Yds	PBU	FF-FR
8/31	at Tulane	0-0-0	0-0	0-0	0-0	0	0-0
9/8	Towson	0-0-0	0-0	0-0	0-0	0	0-0
9/13	Boston College	0-1-1	0-0	0-0	0-0	0	0-0
9/22	Notre Dame	0-0-0	0-0	0-0	0-0	0	0-0
9/29	Rice	0-1-1	0-0	0-0	0-0	0	0-0
10/6	Clemson	0-0-0	0-0	0-0	0-0	0	0-0

## CHRIS CALHOUN DEFENSIVE LINE

Sr. ■ 6-4 ■ 245 ■ 3VL  
Alpharetta, Ga.  
Centennial



6

2018 — Led the Deacs with a career-high 12 tackles at Tulane (Aug. 30), including a personal-best eight solo tackles ... Totaled two tackles and a QB hurry against Boston College (Sept. 13).

### CALHOUN'S CAREER DEFENSIVE STATS

	G-GS	S-A-Tot	TFL-Yds	Sk-Yds	Int-Yds	PBU	FF-FR
2015	12-4	11-9-20	4-0-10	0-0	1-4	1	0-0
2016	13-0	6-6-12	1-0-2	1-0-2	0-0	1	0-0
2017	13-0	10-11-21	1.5-3	0-0	0-0	1	1-0
2018	6-6	11-11-22	1.5-1	0-0	0-0	0	0-0
Career	44-10	38-37-75	8-0-20	1-0-2	1-4	3	1-0

### CALHOUN'S GAME-BY-GAME DEFENSIVE STATS

2015	Opp	S-A-Tot	TFL-Yds	Sk-Yds	Int-Yds	PBU	FF-FR
9/3	Elon	0-1-1	0-0	0-0	0-0	0	0-0
9/12	at Syracuse	0-1-1	0-0	0-0	0-0	0	0-0
9/19	at Army	3-2-5	1.5-2	0-0	0-0	0	0-0
9/26	Indiana	0-1-1	0-0	0-0	0-0	0	0-0
10/3	Florida State	0-1-1	0-0	0-0	0-0	0	0-0
10/10	at Boston Col.	1-0-1	0-0	0-0	0-0	0	0-0
10/17	at UNC	2-0-2	1-0-2	0-0	0-0	0	0-0
10/24	NC State	0-1-1	0-0	0-0	0-0	1	0-0
10/30	Louisville	2-1-3	0-0	0-0	0-0	0	0-0
11/14	at Notre Dame	0-1-1	0.5-1	0-0	0-0	0	0-0
11/21	at Clemson	2-0-2	1-0-5	0-0	1-4	0	0-0
11/28	Duke	0-1-1	0-0	0-0	0-0	0	0-0
2016	Opp	S-A-Tot	TFL-Yds	Sk-Yds	Int-Yds	PBU	FF-FR
9/1	Tulane	3-0-3	0-0	0-0	0-0	0	0-0
9/10	at Duke	1-1-2	0-0	0-0	0-0	0	0-0
9/17	Delaware	0-0-0	0-0	0-0	0-0	1	0-0
9/24	at Indiana	0-1-1	0-0	0-0	0-0	0	0-0
10/1	at NC State	0-1-1	0-0	0-0	0-0	0	0-0
10/8	Syracuse	0-0-0	0-0	0-0	0-0	0	0-0
10/15	at Florida St.	0-0-0	0-0	0-0	0-0	0	0-0
10/29	Army	1-1-2	0-0	0-0	0-0	0	0-0
11/5	Virginia	0-0-0	0-0	0-0	0-0	0	0-0
11/12	at Louisville	0-1-1	0-0	0-0	0-0	0	0-0
11/19	Clemson	0-1-1	0-0	0-0	0-0	0	0-0
11/26	Boston College	1-0-1	1-0-2	1-0-2	0-0	0	0-0
12/27	vs. Temple	0-0-0	0-0	0-0	0-0	0	0-0

2017	Opp	S-A-Tot	TFL-Yds	Sk-Yds	Int-Yds	PBU	FF-FR
8/31	Presbyterian	1-2-3	0-0	0-0	0-0	0	0-0
9/9	at Boston Col.	2-1-3	0-0	0-0	0-0	0	0-0
9/16	Utah State	0-2-2	0-0	0-0	0-0	0	0-0
9/23	at App State	0-2-2	0-0	0-0	0-0	0	0-0
9/30	Florida State	1-0-1	0-0	0-0	0-0	0	0-0
10/7	at Clemson	0-2-2	0-0	0-0	0-0	0	0-0
10/21	at Ga. Tech	0-0-0	0-0	0-0	0-0	0	0-0
10/28	Louisville	3-0-3	0-0	0-0	0-0	0	0-0
11/4	at Notre Dame	0-0-0	0-0	0-0	0-0	0	0-0
11/11	at Syracuse	2-1-3	1.5-3	0-0	0-0	0	1-0
11/18	NC State	0-0-0	0-0	0-0	0-0	0	0-0
11/25	Duke	0-0-0	0-0	0-0	0-0	1	0-0
12/29	vs. Texas A&M	1-1-2	0-0	0-0	0-0	0	0-0

2018	Opp	S-A-Tot	TFL-Yds	Sk-Yds	Int-Yds	PBU	FF-FR
8/30	at Tulane	8-4-12	1-0-4	0-0	0-0	0	0-0
9/8	Towson	1-1-2	0.5-1	0-0	0-0	0	0-0
9/13	Boston College	1-1-2	0-0	0-0	0-0	0	0-0
9/22	Notre Dame	0-2-2	0-0	0-0	0-0	0	0-0
9/29	Rice	0-2-2	0-0	0-0	0-0	0	0-0
10/6	Clemson	1-1-2	0-0	0-0	0-0	0	0-0

## CADE CARNEY RUNNING BACK

Jr. ■ 5-11 ■ 215 ■ 2VL  
Advance, N.C.  
Davidson Day



36

2018 — Voted team captain for 2018 ... Scored the game-winning touchdown in overtime at Tulane (Aug. 30) with a 1-yard rush... Rushed 130 yards against Boston College (Sept. 8), his third-career 100 yard rushing game ... Rushed for 116 yards against Boston College (Sept. 13), his second-straight 100-yard game ... Added a team-high 79 rushing yards against Notre Dame (Sept. 22) ... Had his second-career multi-touchdown game against Rice (Sept. 29), scoring on a pair of one-yard runs.

### CARNEY'S CAREER RUSHING STATS

	G-GS	Car	Yds	Avg	TD	Lg/Opponent
2016	10-10	156	589	3.8	6	55/Duke
2017	7-6	63	232	3.7	2	17/at Boston Col.
2018	6-0	85	448	5.3	4	42/Boston College
Career	23-16	304	1,269	4.1	12	55/Duke

### CARNEY'S GAME-BY-GAME RUSHING STATS

2016	Opponent	Att	Yds	Avg	TD	TD Yds
9/1	Tulane	7	21	3.0	0	--
9/10	at Duke	17	108	6.4	3	7, 1, 55
9/17	Delaware	--INJ--	--INJ--	--INJ--	--INJ--	--INJ--
9/24	at Indiana	--INJ--	--INJ--	--INJ--	--INJ--	--INJ--
10/1	at NC State	--INJ--	--INJ--	--INJ--	--INJ--	--INJ--
10/8	Syracuse	29	104	3.6	1	3
10/15	at Florida State	10	33	3.3	0	--
10/29	Army West Point	4	13	3.2	0	--
11/5	Virginia	23	87	3.8	0	--
11/12	at Louisville	17	50	2.9	0	--
11/19	Clemson	18	59	3.3	1	1
11/26	Boston College	14	43	3.1	0	--
12/27	vs. Temple	17	71	4.2	1	11
2017	Opponent	Att	Yds	Avg	TD	TD Yds
8/31	Presbyterian	10	39	3.9	0	--
9/9	at Boston College	13	41	3.1	1	3
9/16	Utah State	6	20	3.3	0	--
9/23	at App State	7	24	3.4	0	--
9/30	Florida State	--INJ--	--INJ--	--INJ--	--INJ--	--INJ--
10/7	at Clemson	--INJ--	--INJ--	--INJ--	--INJ--	--INJ--
10/21	at Georgia Tech	19	92	4.8	0	--
10/28	Louisville	1	4	4.0	0	--
11/4	at Notre Dame	--INJ--	--INJ--	--INJ--	--INJ--	--INJ--
11/11	at Syracuse	--INJ--	--INJ--	--INJ--	--INJ--	--INJ--
11/18	NC State	--INJ--	--INJ--	--INJ--	--INJ--	--INJ--
11/25	Duke	--INJ--	--INJ--	--INJ--	--INJ--	--INJ--
12/29	vs. Texas A&M	7	13	1.9	1	1
2018	Opponent	Att	Yds	Avg	TD	TD Yds
8/30	at Tulane	16	54	3.4	1	1
9/8	Towson	19	130	6.8	1	1
9/13	Boston College	18	118	6.4	0	--
9/22	Notre Dame	13	79	6.1	0	--
9/29	Rice	13	49	3.8	2	1, 1
10/6	Clemson	6	18	3.0	0	--

## CARNEY'S CAREER RECEIVING STATS

	G-GS	Rec	Yds	Avg	TD	Lg/Opponent
2016	10-10	12	74	6.2	0	15/Virginia
2017	7-6	3	31	10.3	0	23/at Boston Col.
2018	6-0	2	16	8.0	0	9/Boston College
Career	23-16	17	121	7.1	0	23/at Boston Col.

## CARNEY'S GAME-BY-GAME RECEIVING STATS

2016	Opponent	Rec	Yds	Avg	TD	TD Yds
9/1	Tulane	2	13	6.5	0	--
9/10	at Duke	2	9	4.5	0	--
9/17	Delaware	--INJ--	--INJ--	--INJ--	--INJ--	--INJ--
9/24	at Indiana	--INJ--	--INJ--	--INJ--	--INJ--	--INJ--
10/1	at NC State	--INJ--	--INJ--	--INJ--	--INJ--	--INJ--
10/8	Syracuse	1	6	6.0	0	--
10/15	at Florida State	1	2	2.0	0	--
10/29	Army West Point	2	7	3.5	0	--
11/5	Virginia	1	15	15.0	0	--
11/12	at Louisville	0	0	0.0	0	--
11/19	Clemson	2	17	8.5	0	--
11/26	Boston College	1	5	5.0	0	--
12/27	vs. Temple	0	0	0.0	0	--

2017	Opponent	Rec	Yds	Avg	TD	TD Yds
8/31	Presbyterian	1	7	7.0	0	--
9/9	at Boston College	1	23	23.0	0	--
9/16	Utah State	0	0	0.0	0	--
9/23	at App State	0	0	0.0	0	--
9/30	Florida State	--INJ--	--INJ--	--INJ--	--INJ--	--INJ--
10/7	at Clemson	--INJ--	--INJ--	--INJ--	--INJ--	--INJ--
10/21	at Georgia Tech	1	1	1.0	0	--
10/28	Louisville	0	0	0.0	0	--
11/4	at Notre Dame	--INJ--	--INJ--	--INJ--	--INJ--	--INJ--
11/11	at Syracuse	--INJ--	--INJ--	--INJ--	--INJ--	--INJ--
11/18	NC State	--INJ--	--INJ--	--INJ--	--INJ--	--INJ--
11/25	Duke	--INJ--	--INJ--	--INJ--	--INJ--	--INJ--
12/29	vs. Texas A&M	0	0	0.0	0	--

2018	Opponent	Rec	Yds	Avg	TD	TD Yds
8/30	at Tulane	1	7	7.0	0	--
9/8	Towson	0	0	0.0	0	--
9/13	Boston College	1	9	9.0	0	--
9/22	Notre Dame	0	0	0.0	0	--
9/29	Rice	0	0	0.0	0	--
10/6	Clemson	0	0	0.0	0	--

# WAKE FOREST FOOTBALL

2017	Opponent	Rec	Yds	Avg	TD	TD Yds
8/31	Presbyterian	0	0	0.0	0	--
9/9	at Boston College	0	0	0.0	0	--
9/16	Utah State	1	13	13.0	0	--
9/23	at App State	0	0	0.0	0	--
9/30	Florida State	0	0	0.0	0	--
10/7	at Clemson	0	0	0.0	0	--
10/21	at Georgia Tech	0	0	0.0	0	--
10/28	Louisville	0	0	0.0	0	--
11/4	at Notre Dame	0	0	0.0	0	--
11/11	at Syracuse	0	0	0.0	0	--
11/18	NC State	0	0	0.0	0	--
11/25	Duke	0	0	0.0	0	--
12/29	vs. Texas A&M	0	0	0.0	0	--

2018	Opponent	Rec	Yds	Avg	TD	TD Yds
8/30	at Tulane	1	8	8.0	0	--
9/8	Towson	0	0	0.0	0	--
9/13	Boston College	2	32	16.0	0	--
9/22	Notre Dame	1	15	15.0	0	--
9/29	Rice	0	0	0.0	0	--
10/6	Clemson	0	0	0.0	0	--

## MATT COLBURN II RUNNING BACK

Sr. ■ 5-10 ■ 200 ■ 3VL  
Irmo, S.C.  
Dutch Fork



22

**2018** — Surpassed 2,000 career rushing yards against Rice (Sept. 29), becoming just the 12th Deacon to accomplish that feat ... Has seven career 100-yard games after totaling 117 yards and a touchdown against Boston College (Sept. 13) ... Added a touchdown run against Notre Dame (Sept. 22).

### COLBURN'S CAREER RUSHING STATS

G-GS	Car	Yds	Avg	TD	Lg/Opponent
2015	10-3	66	239	3.6	1 21/Indiana
2016	13-3	151	626	4.1	2 29/at Duke
2017	13-7	166	904	5.4	7 76/at Syracuse
2018	6-6	78	289	3.7	2 35/Boston College
Career	42-19	461	2,058	4.5	12 76/at Syracuse

### COLBURN'S GAME-BY-GAME RUSHING STATS

2015	Opponent	Att	Yds	Avg	TD	TD Yds
9/3	Elon	12	38	3.2	1	2
9/12	at Syracuse	1	-1	-1.0	0	--
9/19	at Army	4	15	3.8	0	--
9/26	Indiana	3	29	9.7	0	--
10/3	Florida State	11	51	4.6	0	--
10/10	at Boston Col.	12	37	3.1	0	--
10/17	at UNC	1	4	4.0	0	--
10/24	NC State	8	31	3.9	0	--
10/30	Louisville	11	24	2.2	0	--
11/14	at Notre Dame	-DNP-				
11/21	at Clemson	3	11	3.7	0	--
11/28	Duke	-DNP-				

2016	Opponent	Att	Yds	Avg	TD	TD Yds
9/1	Tulane	11	23	2.1	0	--
9/10	at Duke	8	54	6.8	0	--
9/17	Delaware	24	118	4.9	1	1
9/24	at Indiana	29	103	3.6	0	--
10/1	at NC State	10	39	3.9	0	--
10/8	Syracuse	5	24	4.8	0	--
10/15	at Florida State	3	16	5.3	0	--
10/29	Army West Point	8	40	5.0	0	--
11/5	Virginia	11	46	4.2	0	--
11/12	at Louisville	11	27	2.5	0	--
11/19	Clemson	10	38	3.8	0	--
11/26	Boston College	7	38	5.4	0	--
12/27	vs. Temple	14	60	4.3	1	3

2017	Opponent	Att	Yds	Avg	TD	TD Yds
8/31	Presbyterian	2	12	6.0	0	--
9/9	at Boston College	14	27	1.9	0	--
9/16	Utah State	10	74	7.4	1	1
9/23	at App State	10	34	3.4	0	--
9/30	Florida State	5	13	2.6	1	7
10/7	at Clemson	6	20	3.3	0	--
10/21	at Georgia Tech	1	3	3.0	0	--
10/28	Louisville	24	134	5.6	0	--

11/4	at Notre Dame	20	120	6.0	1	24
11/11	at Syracuse	31	237	7.6	2	3, 76
11/18	NC State	12	38	3.2	1	11
11/25	Duke	10	42	4.2	0	--
12/29	vs. Texas A&M	21	150	7.1	1	1

2018	Opponent	Att	Yds	Avg	TD	TD Yds
8/30	at Tulane	13	32	2.5	0	--
9/8	Towson	12	47	3.9	0	--
9/13	Boston College	23	117	5.1	1	2
9/22	Notre Dame	10	32	3.2	1	2
9/29	Rice	8	34	4.2	0	--
10/6	Clemson	12	27	2.3	0	--

### COLBURN'S CAREER RECEIVING STATS

G-GS	Rec	Yds	Avg	TD	Lg/Opponent	
2015	10-3	0	0	0.0	0	--
2016	13-3	13	143	11.0	0	21/vs. Temple
2017	13-7	11	67	6.1	0	21/Florida State
2018	6-6	3	41	13.7	0	25/Towson
Career	42-19	27	251	9.3	0	25/Towson

### COLBURN'S GAME-BY-GAME RECEIVING STATS

2016	Opponent	Rec	Yds	Avg	TD	TD Yds
9/1	Tulane	2	29	14.5	0	--
9/10	at Duke	0	0	0.0	0	--
9/17	Delaware	2	27	13.5	0	--
9/24	at Indiana	3	28	9.3	0	--
10/1	at NC State	1	-1	-1.0	0	--
10/8	Syracuse	0	0	0.0	0	--
10/15	at Florida State	0	0	0.0	0	--
10/29	Army West Point	2	20	10.0	0	--
11/5	Virginia	0	0	0.0	0	--
11/12	at Louisville	1	15	15.0	0	--
11/19	Clemson	1	4	4.0	0	--
11/26	Boston College	0	0	0.0	0	--
12/27	vs. Temple	1	21	21.0	0	--

2017	Opponent	Rec	Yds	Avg	TD	TD Yds
8/31	Presbyterian	1	6	6.0	0	--
9/9	at Boston College	1	14	14.0	0	--
9/16	Utah State	0	0	0.0	0	--
9/23	at App State	1	1	1.0	0	--
9/30	Florida State	4	28	7.0	0	--
10/7	at Clemson	0	0	0.0	0	--
10/21	at Georgia Tech	0	0	0.0	0	--
10/28	Louisville	1	5	5.0	0	--
11/4	at Notre Dame	1	7	7.0	0	--
11/11	at Syracuse	1	-2	-2.0	0	--
11/18	NC State	0	0	0.0	0	--
11/25	Duke	0	0	0.0	0	--
12/29	vs. Texas A&M	1	8	8.0	0	--

2018	Opponent	Rec	Yds	Avg	TD	TD Yds
8/30	at Tulane	0	0	0.0	0	--
9/8	Towson	1	25	25.0	0	--
9/13	Boston College	2	16	8.0	0	--
9/22	Notre Dame	0	0	0.0	0	--
9/29	Rice	0	0	0.0	0	--
10/6	Clemson	0	0	0.0	0	--

## GREG DORTCH WIDE RECEIVER

R-So. ■ 5-9 ■ 170 ■ 1VL  
Richmond, Va.  
Highlands Springs



3

**2018** — Named preseason All-ACC by the league's media ... Named preseason First Team All-ACC as a receiver and Third Team All-ACC as a punt returner by Athlon ... Picked up in the 2018 season where he left off before his 2017 injury, hauling in a career-high 12 catches for 149 yards in the season-opener at Tulane (Aug. 30) ... Became the fourth player in ACC history to record two punt-return touchdowns in a game against Towson (Sept. 8), also tallying 310 total yards of offense - third-most in program history ... Also caught seven passes for 94 yards and a touchdown against Towson ... Was named the ACC Specialist of the Week for his performance against the Tigers ... Caught nine passes for 93 yards against Boston College (Sept. 13), becoming the fastest Wake Forest player to surpass 1,000 career yards ... Led team with six catches and 56 yards against Notre Dame (Sept. 22) ... Named ACC Receiver of the Week after tying the program record with four touchdown catches against Rice (Sept. 29), totaling 163 yards on 11 receptions ... Became the fastest Deacon

ever to 100 career catches with three against Clemson (Oct. 6), reaching 100 in 14 games.

### DORTCH'S CAREER RECEIVING STATS

G-GS	Rec	Yds	Avg	TD	Lg/Opponent
2017	8-6	53	722	13.6	9 52/Louisville
2018	6-6	48	592	12.3	5 54/Rice
Career	14-12	101	1314	13.0	14 54/Rice

### DORTCH'S GAME-BY-GAME RECEIVING STATS

2017	Opponent	Rec	Yds	Avg	TD	TD Yds
8/31	Presbyterian	4	55	13.8	2	7, 42
9/9	at Boston College	6	56	9.3	1	9
9/16	Utah State	4	68	17.0	1	43
9/23	at App State	6	63	10.5	1	10
9/30	Florida State	10	110	11.0	0	--
10/7	at Clemson	5	78	15.6	0	--
10/21	at Georgia Tech	8	125	15.6	0	--
10/28	Louisville	10	167	16.7	4	32, 4, 25, 52
11/4	at Notre Dame	-INJ-				
11/11	at Syracuse	-INJ-				
11/18	NC State	-INJ-				
11/25	Duke	-INJ-				
12/29	Texas A&M	-INJ-				

2018	Opponent	Rec	Yds	Avg	TD	TD Yds
8/30	at Tulane	12	149	12.4	0	--
9/8	Towson	7	94	13.4	1	7
9/13	Boston College	9	93	10.3	0	--
9/22	Notre Dame	6	56	9.3	0	--
9/29	Rice	11	163	14.8	4	54, 10, 38, 4
10/6	Clemson	3	37	12.3	0	--

## JACK FREUDENTHAL TIGHT END

R-Jr. ■ 6-3 ■ 240 ■ 2VL  
Richmond, Va.  
Trinity Episcopal



86

**2018** — Started at Tulane (Aug. 30) but was ejected for a targeting penalty in the first half on a special teams tackle ... Made his first catch of the season against Towson (Sept. 8) ... Hauled in his first touchdown of the season vs. Boston College (Sept. 13) ... Made two catches for 53 yards against Rice (Sept. 29), including a career-long 42-yard catch ... Caught a career-high three passes against Clemson (Oct. 6) ... Former walk-on now on scholarship.

### FREUDENTHAL'S CAREER RECEIVING STATS

G-GS	Rec	Yds	Avg	TD	Lg/Opponent	
2016	12-0	0	0	0.0	0	--
2017	13-2	3	42	14.0	1	26/at Clemson
2018	6-6	8	95	11.8	1	42/Rice
Career	31-8	11	137	12.5	2	42/Rice

### FREUDENTHAL'S GAME-BY-GAME RECEIVING STATS

2017	Opponent	Rec	Yds	Avg	TD	TD Yds
8/31	Presbyterian	0	0	0.0	0	--
9/9	at Boston College	0	0	0.0	0	--
9/16	Utah State	0	0	0.0	0	--
9/23	at App State	0	0	0.0	0	--
9/30	Florida State	0	0	0.0	0	--
10/7	at Clemson	1	26	26.0	0	--
10/21	at Georgia Tech	0	0	0.0	0	--
10/28	Louisville	0	0	0.0	0	--
11/4	at Notre Dame	2	16	8.0	1	11
11/11	at Syracuse	0	0	0.0	0	--
11/18	NC State	0	0	0.0	0	--
11/25	Duke	0	0	0.0	0	--
12/29	vs. Texas A&M	0	0	0.0	0	--

2018	Opponent	Rec	Yds	Avg	TD	TD Yds
8/30	at Tulane	0	0	0.0	0	--
9/8	Towson	1	6	6.0	0	--
9/13	Boston College	2	5	2.5	1	5
9/22	Notre Dame	0	0	0.0	0	--
9/29	Rice	2	53	26.5	0	--
10/6	Clemson	3	31	10.3	0	--

# WAKE FOREST FOOTBALL

## CAMERON GLENN DEFENSIVE BACK

R-Sr. ■ 6-1 ■ 200 ■ 3VL  
Stone Mountain, Ga.  
Stephenson



2

**2018** — Elected team captain for 2018 ... Named preseason Third Team All-ACC by Athlon ... Recorded five tackles in season-opener at Tulane (Aug. 30) ... Missed Towson game (Sept. 8) due to injury ... Returned to action against Boston College (Sept. 13) and tied for the team lead with 10 tackles, also breaking up a pass ... Was second on the team with seven tackles against Notre Dame (Sept. 22)

### GLENN'S CAREER DEFENSIVE STATS

	G-GS	S-A-Tot	TFL-Yds	Sk-Yds	Int-Yds	PBU	FF-FR
2015	10-0	24-14-38	0.5-2	0-0	1-0	1	0-0
2016	9-1	26-9-35	1.0-1	0-0	1-41	0	1-3
2017	13-13	65-33-98	3.5-12	0-0	2-16	7	1-0
2018	5-5	15-14-29	0.0-0	0-0	0-0	1	0-0
Career	37-19	130-70-200	5.0-15	0-0	4-57	9	2-3

### GLENN'S GAME-BY-GAME DEFENSIVE STATS

2015	Opp	S-A-Tot	TFL-Yds	Sk-Yds	Int-Yds	PBU	FF-FR
9/3	Elon	4-1-5	0-0	0-0	0-0	1	0-0
9/12	at Syracuse	1-0-1	0-0	0-0	0-0	0	0-0
9/19	at Army	0-0-0	0-0	0-0	0-0	0	0-0
9/26	Indiana	4-6-10	0-0	0-0	0-0	0	0-0
10/3	Florida State	3-4-7	0.5-2	0-0	0-0	0	0-0
10/10	at Boston Col.	0-1-1	0-0	0-0	1-0	0	0-0
10/17	at UNC	-INJ-					
10/24	NC State	-INJ-					
10/30	Louisville	4-2-6	0-0	0-0	0-0	0	0-0
11/14	at Notre Dame	3-0-3	0-0	0-0	0-0	0	0-0
11/21	at Clemson	3-0-3	0-0	0-0	0-0	0	0-0
11/28	Duke	2-0-2	0-0	0-0	0-0	0	0-0

2016	Opp	S-A-Tot	TFL-Yds	Sk-Yds	Int-Yds	PBU	FF-FR
9/1	Tulane	4-2-6	0-0	0-0	0-0	0	0-0
9/10	at Duke	1-0-1	0-0	0-0	0-0	0	0-1
9/17	Delaware	0-0-0	0-0	0-0	0-0	0	0-0
9/24	at Indiana	-INJ-					
10/1	at NC State	2-3-5	0-0	0-0	0-0	0	0-0
10/8	Syracuse	2-1-3	0-0	0-0	0-0	0	0-1
10/15	at Florida St.	4-0-4	0-0	0-0	0-0	0	0-0
10/29	Army	6-1-7	1.0-1	0-0	0-0	0	1-0
11/5	Virginia	3-1-4	0-0	0-0	1-41	0	0-1
11/12	at Louisville	-INJ-					
11/19	Clemson	-INJ-					
11/26	Boston College	4-1-5	0-0	0-0	0-0	0	0-0
12/27	vs. Temple	-INJ-					

2017	Opp	S-A-Tot	TFL-Yds	Sk-Yds	Int-Yds	PBU	FF-FR
8/31	Presbyterian	4-2-6	0-0	0-0	0-0	0	0-0
9/9	at Boston Col.	4-3-7	0-0	0-0	1-0	2	1-0
9/16	Utah State	4-1-5	0-0	0-0	1-16	0	0-0
9/23	at App State	2-3-5	0-0	0-0	0-0	1	0-0
9/30	Florida State	2-2-4	0-0	0-0	0-0	0	0-0
10/7	at Clemson	7-4-11	0-0	0-0	0-0	0	0-0
10/21	at Ga. Tech	4-1-5	0-0	0-0	0-0	1	0-0
10/28	Louisville	4-1-5	0-0	0-0	0-0	2	0-0
11/4	at Notre Dame	8-5-13	1.0-3	0-0	0-0	0	0-0
11/11	at Syracuse	7-0-7	0-0	0-0	0-0	0	0-0
11/18	NC State	7-4-11	0-0	0-0	0-0	0	0-0
11/25	Duke	7-2-9	2.0-7	0-0	0-0	1	0-0
12/29	vs. Texas A&M	5-5-10	0.5-2	0-0	0-0	0	0-0

2018	Opp	S-A-Tot	TFL-Yds	Sk-Yds	Int-Yds	PBU	FF-FR
8/30	at Tulane	1-4-5	0-0	0-0	0-0	0	0-0
9/8	Towson	-INJ-					
9/13	Boston College	3-7-10	0-0	0-0	0-0	1	0-0
9/22	Notre Dame	6-1-7	0-0	0-0	0-0	0	0-0
9/29	Rice	3-1-4	0-0	0-0	0-0	0	0-0
10/6	Clemson	2-1-3	0-0	0-0	0-0	0	0-0

## MALIK GRATE DEFENSIVE BACK

R-So. ■ 6-0 ■ 170 ■ 1VL  
Pendleton, S.C.  
Pendleton



13

**2018** — Scored his first career touchdown against Boston College (Sept. 13), recovering a blocked punt in the end zone ... Made his first tackle against Towson (Sept. 8).

### GRATE'S CAREER DEFENSIVE STATS

	G-GS	S-A-Tot	TFL-Yds	Sk-Yds	Int-Yds	PBU	FF-FR
2017	5-0	2-1-3	0-0	0-0	0-0	0	0-0
2018	6-0	2-0-2	0-0	0-0	0-0	0	0-0
Career	11-0	4-1-5	0-0	0-0	0-0	0	0-0


### GRATE'S GAME-BY-GAME DEFENSIVE STATS

2017	Opp	S-A-Tot	TFL-Yds	Sk-Yds	Int-Yds	PBU	FF-FR
8/31	Presbyterian	2-0-2	0-0	0-0	0-0	0	0-0
9/9	at Boston Col.	0-0-0	0-0	0-0	0-0	0	0-0
9/16	Utah State	0-1-1	0-0	0-0	0-0	0	0-0
9/23	at App State	-DNP-					
9/30	Florida State	-DNP-					
10/2	at Clemson	-DNP-					
10/21	at Ga. Tech	-DNP-					
10/28	Louisville	-DNP-					
11/4	at Notre Dame	-DNP-					
11/11	at Syracuse	0-0-0	0-0	0-0	0-0	0	0-0
11/18	NC State	0-0-0	0-0	0-0	0-0	0	0-0
11/25	Duke	-DNP-					
12/29	vs. Texas A&M	-DNP-					

2018	Opp	S-A-Tot	TFL-Yds	Sk-Yds	Int-Yds	PBU	FF-FR
8/30	at Tulane	0-0-0	0-0	0-0	0-0	0	0-0
9/8	Towson	1-0-1	0-0	0-0	0-0	0	0-0
9/13	Boston College	0-0-0	0-0	0-0	0-0	0	0-0
9/22	Notre Dame	0-0-0	0-0	0-0	0-0	0	0-0
9/29	Rice	1-0-1	0-0	0-0	0-0	0	0-0
10/6	Clemson	0-0-0	0-0	0-0	0-0	0	0-0

## NASIR GREER DEFENSIVE BACK

Fr. ■ 6-0 ■ 200  
Stockbridge, Ga.  
Stockbridge



37

**2018** — Forced first-career fumble against Notre Dame (Sept. 22) ... Recorded seven tackles, including a TFL, against Notre Dame (Oct. 6).

### GREER'S CAREER DEFENSIVE STATS

	G-GS	S-A-Tot	TFL-Yds	Sk-Yds	Int-Yds	PBU	FF-FR
2018	5-0	12-6-18	0.5-1	0-0	0-0	0	1-0
Career	5-0	12-6-18	0.5-1	0-0	0-0	0	1-0

### GREER'S GAME-BY-GAME DEFENSIVE STATS

2018	Opp	S-A-Tot	TFL-Yds	Sk-Yds	Int-Yds	PBU	FF-FR
8/30	at Tulane	0-0-0	0-0	0-0	0-0	0	0-0
9/8	Towson	3-2-5	0-0	0-0	0-0	0	0-0
9/13	Boston College	2-1-3	0-0	0-0	0-0	0	0-0
9/22	Notre Dame	2-1-3	0-0	0-0	0-0	0	1-0
9/29	Rice	-INJ-					
10/6	Clemson	5-2-7	0.5-1	0-0	0-0	0	0-0

## SAM HARTMAN QUARTERBACK

Fr. ■ 6-1 ■ 185  
Cornelius, N.C.  
Oceanside Collegiate (S.C.)



10

**2018** — Became the second true freshman to start the season-opener at quarterback in program history (John Wolford, 2014), and the first to win his debut ... Burst onto the scene with a record-breaking performance at Tulane (Aug. 30), setting a school freshman record with 378 yards through the air, a mark which ranks 10th in program history overall ... Also led the team with 64 yards rushing ... Completed 17-of-27 passes for 242 yards and two touchdowns against Towson (Sept. 8), also rushing nine times for 64 yards and a score ... Threw for 214 yards and two scores against Boston College (Sept. 13), also rushing for 65 yards ... Named the ACC Rookie of the Week and a CFPA Honorable Mention National Player of the Week for his performance against Rice (Sept. 29), throwing for a career-high four touchdowns on 15-of-17 passing for 241 yards.

### HARTMAN'S CAREER PASSING STATS

	G-GS	Cmp	Att	Pct	Yds	Int	TD	Lg/Opponent
2018	6-6	102	184	55.4	1259	6	10	54/Rice
Career	6-6	102	184	55.4	1259	6	10	54/Rice

### HARTMAN'S GAME-BY-GAME PASSING STATS

2018	Opponent	Cmp	Att	Yds	Int	TD	TD Pass
8/30	at Tulane	31	51	378	2	2	10, 19
9/8	Towson	17	27	242	1	2	10, 7
9/13	Boston College	20	45	214	2	2	5, 5
9/22	Notre Dame	12	24	110	0	0	--
9/29	Rice	15	17	241	0	4	54, 10, 38, 4
10/6	Clemson	7	20	74	1	0	--

### HARTMAN'S CAREER RUSHING STATS

	G-GS	Att	Yds	Avg	TD	Lg/Opponent
2018	6-6	67	200	3.0	1	23/BC
Career	6-6	67	200	3.0	1	23/BC

### HARTMAN'S GAME-BY-GAME RUSHING STATS

2018	Opponent	Att	Yds	Avg	TD	TD Yds
8/30	at Tulane	13	64	4.9	0	--
9/8	Towson	9	64	7.1	1	14
9/13	Boston College	19	65	3.4	0	--
9/22	Notre Dame	16	11	0.7	0	--
9/29	Rice	2	4	2.0	0	--
10/6	Clemson	8	-8	-1.0	0	--

## AMARI HENDERSON DEFENSIVE BACK

R-Jr. ■ 6-1 ■ 185 ■ 2VL  
Charlotte, N.C.  
Mallard Creek



4

**2018** — Had one PBU in season opener at Tulane (Aug. 30) before leaving with an injury ... Missed the Towson game (Sept. 8) due to injury ... Returned to action against Boston College (Sept. 13) and had four tackles ... Had a season-high six tackles vs. Clemson (Oct. 6).

### HENDERSON'S CAREER DEFENSIVE STATS

	G-GS	S-A-Tot	TFL-Yds	Sk-Yds	Int-Yds	PBU	FF-FR
2016	10-8	13-7-20	0-0	0-0	1-0	10	0-1
2017	13-11	51-11-62	1.5-4	0-0	2-0	12	0-0
2018	5-4	10-6-16	0.5-0	0-0	0-0	2	0-0
Career	28-23	74-24-98	2.0-4	0-0	3-0	23	0-1



# WAKE FOREST FOOTBALL

## HENDERSON'S GAME-BY-GAME DEFENSIVE STATS

2016	Opp	S-A-Tot	TFL-Yds	Sk-Yds	Int-Yds	PBU	FF-FR
9/1	Tulane	0-0-0	0-0	0-0	0-0	1	0-0
9/10	at Duke	--INJ--					
9/17	Delaware	0-0-0	0-0	0-0	0-0	2	0-0
9/24	at Indiana	3-0-3	0-0	0-0	0-0	2	0-0
10/1	at NC State	1-1-2	0-0	0-0	0-0	1	0-0
10/8	Syracuse	3-1-4	0-0	0-0	1-0	0	0-0
10/15	at Florida St.	--INJ--					
10/29	Army	--INJ--					
11/5	Virginia	1-2-3	0-0	0-0	0-0	0	0-0
11/12	at Louisville	0-0-0	0-0	0-0	0-0	0	0-1
11/19	Clemson	2-0-2	0-0	0-0	0-0	2	0-0
11/26	Boston College	1-1-2	0-0	0-0	0-0	0	0-0
12/27	vs. Temple	2-2-4	0-0	0-0	0-0	1	0-0

2017	Opp	S-A-Tot	TFL-Yds	Sk-Yds	Int-Yds	PBU	FF-FR
8/31	Presbyterian	0-0-0	0-0	0-0	0-0	1	0-0
9/9	at Boston Coll	4-0-4	0-0	0-0	0-0	2	0-0
9/16	Utah State	7-0-7	0-0	0-0	0-0	0	0-0
9/23	at App State	6-0-6	0-0	0-0	0-0	1	0-0
9/30	Florida State	4-3-7	<b>1.0-2</b>	0-0	0-0	2	0-0
10/7	at Clemson	<b>8-1-9</b>	<b>0.5-2</b>	0-0	1-0	0	0-0
10/21	at Ga Tech	2-0-2	0-0	0-0	0-0	1	0-0
10/28	Louisville	5-1-6	0-0	0-0	0-0	2	0-0
11/4	at Notre Dame	1-2-3	0-0	0-0	0-0	0	0-0
11/11	at Syracuse	3-0-3	0-0	0-0	0-0	0	0-0
11/18	NC State	4-1-5	0-0	0-0	0-0	1	0-0
11/25	Duke	7-1-8	0-0	0-0	1-0	1	0-0
12/29	vs. Texas A&M	0-2-2	0-0	0-0	0-0	1	0-0

2018	Opp	S-A-Tot	TFL-Yds	Sk-Yds	Int-Yds	PBU	FF-FR
8/30	at Tulane	1-0-1	0-0	0-0	0-0	1	0-0
9/8	Towson	--INJ--					
9/13	Boston College	2-2-4	0.5-0	0-0	0-0	0	0-0
9/22	Notre Dame	3-0-3	0-0	0-0	0-0	1	0-0
9/29	Rice	1-1-2	0-0	0-0	0-0	0	0-0
10/6	Clemson	3-3-6	0-0	0-0	0-0	0	0-0

## KENDALL HINTON

### WR/QB

R-Jr. ■ 6-0 ■ 195 ■ 2VL  
Durham, N.C.  
Southern Durham



**2018** — Missed the first three games of the season for a violation of team rules ... Made season debut vs. Notre Dame (Sept. 22) and had three catches for 23 yards and a 23-yard touchdown run ... Played against Rice (Sept. 29) as a quarterback ... Had 92 yards rushing as a quarterback against Clemson (Oct. 6).

### HINTON'S CAREER PASSING STATS

G-GS	Cmp	Att	Pct	Yds	Int	TD	Lg/Opponent
2015	9-2	93	179	.520	929	5	4 78/Louisville
2016	3-1	11	19	.579	174	1	0 62/at Duke
2017	5-1	27	47	.574	399	0	4 43/Clemson
2018	3-0	2	8	.250	2	1	0 2/Rice
Career	20-4	133	253	.526	1,477	7	8 78/Louisville

### HINTON'S GAME-BY-GAME PASSING STATS

2015	Opponent	Cmp	Att	Yds	Int	TD	TD Pass
9/3	Elon	9	13	65	0	0	--
9/12	at Syracuse	--DNP--					
9/19	at Army	15	27	159	2	0	--
9/26	Indiana	19	46	245	1	1	29
10/3	Florida State	27	42	215	1	1	7
10/10	at Boston Col.	--INJ--					
10/17	at UNC	4	8	21	0	0	--
10/24	NC State	12	22	107	0	0	--
10/30	Louisville	3	11	95	1	1	78
11/14	at Notre Dame	0	0	0	0	0	--
11/21	at Clemson	4	7	22	0	1	30
11/28	Duke	--SICK--					

2016	Opponent	Cmp	Att	Yds	Int	TD	TD Pass
9/1	Tulane	3	4	17	0	0	--
9/10	at Duke	6	11	133	1	0	--
9/17	Delaware	2	4	24	0	0	--
9/24	at Indiana	--INJ--					
10/1	at NC State	--INJ--					
10/8	Syracuse	--INJ--					

10/15	at Florida State	--INJ--					
10/29	Army West Point	--INJ--					
11/5	Virginia	--INJ--					
11/12	at Louisville	--INJ--					
11/19	Clemson	--INJ--					
11/26	Boston College	--INJ--					
12/27	vs. Temple	--INJ--					

2017	Opponent	Cmp	Att	Yds	Int	TD	TD Pass
8/31	Presbyterian	7	8	124	0	2	42, 29
9/9	at Boston College	--DNP--					
9/16	Utah State	4	5	55	0	0	--
9/23	at App State	--DNP--					
9/30	Florida State	--DNP--					
10/7	at Clemson	14	30	203	0	2	16, 11
10/21	at Georgia Tech	--DNP--					
10/28	Louisville	--DNP--					
11/4	at Notre Dame	2	3	17	0	0	--
11/11	at Syracuse	--DNP--					
11/18	NC State	--DNP--					
11/25	Duke	0	1	0	0	0	--
12/29	vs. Texas A&M	--DNP--					

2018	Opponent	Cmp	Att	Yds	Int	TD	TD Pass
8/30	at Tulane	--SUSP--					
9/8	Towson	--SUSP--					
9/13	Boston College	--SUSP--					
9/22	Notre Dame	0	0	0	0	0	--
9/29	Rice	2	3	2	1	0	--
10/6	Clemson	0	5	0	0	0	--

### HINTON'S CAREER RUSHING STATS

G-GS	Att	Yds	Avg	TD	Lg/Opponent
2015	9-2	93	390	4.2	7 69/NC State
2016	3-1	25	125	5.0	2 32/at Duke
2017	5-1	46	190	4.1	1 37/Clemson
2018	3-0	18	138	7.7	1 53/Clemson
Career	20-4	182	843	4.6	11 69/NC State

### HINTON'S GAME-BY-GAME RUSHING STATS

2015	Opponent	Att	Yds	Avg	TD	TD Yds
9/3	Elon	2	12	6.0	0	--
9/12	at Syracuse	--DNP--				
9/19	at Army	17	101	5.9	2	15, 7
9/26	Indiana	22	57	2.6	2	15, 14
10/3	Florida State	13	48	3.7	0	--
10/10	at Boston Col.	--INJ--				
10/17	at UNC	7	37	5.3	0	--
10/24	NC State	13	75	5.8	2	69, 11
10/30	Louisville	8	-14	-1.8	0	--
11/14	at Notre Dame	4	23	5.8	0	--
11/21	at Clemson	7	51	7.3	1	8
11/28	Duke	--SICK--				

2016	Opponent	Att	Yds	Avg	TD	TD Yds
9/1	Tulane	8	24	3.0	1	1
9/10	at Duke	11	63	5.7	0	--
9/17	Delaware	6	38	6.3	1	10
9/24	at Indiana	--INJ--				
10/1	at NC State	--INJ--				
10/8	Syracuse	--INJ--				
10/15	at Florida State	--INJ--				
10/29	Army West Point	--INJ--				
11/5	Virginia	--INJ--				
11/12	at Louisville	--INJ--				
11/19	Clemson	--INJ--				
11/26	Boston College	--INJ--				
12/27	vs. Temple	--INJ--				

2017	Opponent	Att	Yds	Avg	TD	TD Yds
8/31	Presbyterian	6	22	3.7	1	1
9/9	at Boston College	--DNP--				
9/16	Utah State	7	4	0.6	0	--
9/23	at App State	--DNP--				
9/30	Florida State	--DNP--				
10/7	at Clemson	24	92	3.8	0	--
10/21	at Georgia Tech	--DNP--				
10/28	Louisville	--DNP--				
11/4	at Notre Dame	5	39	7.8	0	--
11/11	at Syracuse	--DNP--				
11/18	NC State	--DNP--				
11/25	Duke	4	33	8.3	0	--
12/29	vs. Texas A&M	--DNP--				

2018	Opponent	Att	Yds	Avg	TD	TD Yds
8/30	at Tulane	--SUSP--				
9/8	Towson	--SUSP--				
9/13	Boston College	--SUSP--				
9/22	Notre Dame	1	23	23.0	1	23
9/29	Rice	6	23	3.8	0	--
10/6	Clemson	11	92	8.4	0	--

## SULAIMAN KAMARA

### DEFENSIVE LINE



R-So. ■ 6-2 ■ 290 ■ 1VL  
Richmond, Va.  
Hermitage

90

**2018** — Tied a career high with four tackles and a fumble recovery at Tulane (Aug. 30) ... Had three tackles, including his first-career half-sack vs. Towson (Sept. 8) ... Tied a career high with four tackles vs. Rice (Sept. 29).

### KAMARA'S CAREER DEFENSIVE STATS

G-GS	S-A-Tot	TFL-Yds	Sk-Yds	Int-Yds	PBU	FF-FR
2017	12-0	6-6-12	3.0-6	0-0	0-0	0 0-1
2018	6-0	6-9-15	0.5-5	0.5-5	0-0	0 0-1
Career	18-0	12-15-27	3.5-11	0.5-5	0-0	0 0-2

### KAMARA'S GAME-BY-GAME DEFENSIVE STATS

2017	Opp	S-A-Tot	TFL-Yds	Sk-Yds	Int-Yds	PBU	FF-FR
8/31	Presbyterian	0-2-2	0-0	0-0	0-0	0	0-0
9/9	at Boston Coll	1-1-2	<b>1.0-1</b>	0-0	0-0	0	0-1
9/16	Utah State	0-0-0	0-0	0-0	0-0	0	0-0
9/23	at App State	--DNP--					
9/30	Florida State	0-0-0	0-0	0-0	0-0	0	0-0
10/7	at Clemson	0-1-1	0-0	0-0	0-0	0	0-0
10/21	at Ga Tech	0-0-0	0-0	0-0	0-0	0	0-0
10/28	Louisville	0-0-0	0-0	0-0	0-0	0	0-0
11							

# WAKE FOREST FOOTBALL

2016	Opp	S-A-Tot	TFL-Yds	Sk-Yds	Int-Yds	PBU	FF-FR
9/1	Tulane	2-2-4	1.0-2	0-0	0-0	1	0-0
9/10	at Duke	0-1-1	0-0	0-0	0-0	0	0-0
9/17	Delaware	--INJ--					
9/24	at Indiana	--INJ--					
10/1	at NC State	--INJ--					
10/8	Syracuse	0-1-1	0-0	0-0	0-0	0	0-0
10/15	at Florida St	1-2-3	1.5-11	1.0-10	0-0	0	0-0
10/29	Army	4-0-4	1.0-2	0-0	0-0	0	0-0
11/5	Virginia	3-0-3	0-0	0-0	0-0	0	0-0
11/12	at Louisville	1-0-1	0-0	0-0	0-0	0	0-0
11/19	Clemson	5-3-8	0-0	0-0	0-0	0	0-0
11/26	Boston College	3-0-3	0-0	0-0	0-0	0	1-0
12/27	vs. Temple	1-2-3	0.5-1	0-0	0-0	0	0-0

2017	Opp	S-A-Tot	TFL-Yds	Sk-Yds	Int-Yds	PBU	FF-FR
8/31	Presbyterian	3-0-3	0-0	0-0	0-0	0	0-0
9/9	at Boston Coll	2-3-5	0-0	0-0	0-0	0	0-0
9/16	Utah State	2-0-2	0-0	0-0	0-0	1	0-0
9/23	at App State	5-4-9	0-0	0-0	0-0	0	0-0
9/30	Florida State	0-3-3	0.5-1	0-0	0-0	0	0-0
10/7	at Clemson	1-3-4	0-0	0-0	0-0	0	0-0
10/21	at Ga. Tech	2-0-2	0-0	0-0	0-0	0	0-0
10/28	Louisville	5-1-6	1.0-3	1.0-3	0-0	0	0-0
11/4	at Notre Dame	3-1-4	0-0	0-0	0-0	0	1-0
11/11	at Syracuse	7-0-7	0-0	0-0	0-0	0	0-0
11/18	NC State	7-1-8	0-0	0-0	0-0	0	2-1
11/25	Duke	4-1-5	0-0	0-0	1-0	0	0-0
12/29	vs. Texas A&M	3-2-5	0-0	0-0	0-0	0	0-0

2018	Opp	S-A-Tot	TFL-Yds	Sk-Yds	Int-Yds	PBU	FF-FR
8/30	at Tulane	2-2-4	0-0	0-0	0-0	0	0-0
9/8	Towson	2-3-5	0-0	0-0	0-0	0	0-0
9/13	Boston College	1-2-3	0-0	0-0	0-0	0	0-0
9/22	Notre Dame	0-1-1	0-0	0-0	0-0	0	0-0
9/29	Rice	3-4-7	0.5-1	0-0	0-0	1	0-0
10/6	Clemson	3-2-5	1.0-1	0-0	0-0	0	0-0

## DOM MAGGIO PUNTER

Jr. ■ 6-3 ■ 180 ■ 2VL  
Monkton, MD  
The Boys' Latin School



48

2018 — Named preseason Third Team All-ACC by Athlon ... Against Boston College (Sept. 13), had a season-long 55-yard punt along with a 54-yard punt that went out-of-bounds at the 1-yard line.

### MAGGIO'S CAREER PUNTING STATS

No.	Yds.	Avg.	Lg	In20	TB	FC	Blk	50+
2016	72	3,026	42.0	80	24	7	12	1
2017	68	2,996	44.1	74	23	7	20	3
2018	36	1,500	41.7	55	12	2	19	0
Career	176	7,522	42.7	80	59	16	51	4

### 2016 Punting Sequence

Tulane: 51, 24, 29, 47, 44, 43, 53, 31  
at Duke: 46, 47, 31, 47, 39, 56, 59  
Delaware: No punts  
at Indiana: No punts  
at NC State: 35, 39, 52, 54, 51, 50  
Syracuse: 38, 35, 41, 50, 31, 51  
at Florida State: 67, 31, 35, 43, 54, 38  
Army West Point: 29, 58, 42, 37, 62  
Virginia: 36, 46, 39, 32, 47, 38  
at Louisville: 38, 43, 45, 42, 26, 27  
Clemson: 28, 16, 30, 38, 43, 46, 39, 80, 33, 48  
Boston College: 41, 45, 54, 55, 39, 49, 40  
vs. Temple: 52, 37, 43, 24, 17

### 2017 Punting Sequence


Presbyterian: 35  
at Boston College: 29, 33, 45, 35, 34, 54, 40, 53, 51  
Utah State: 39, 50, 61, 36, 55  
at Appalachian State: 55, 58, 50, 43, 46, 39, 37, 38, 42  
Florida State: 44, 38, 40, 40, 35, 41, 35  
at Clemson: 47, 42, 43, 48, 46, 51, 40  
at Georgia Tech: 43, 50, 53  
Louisville: 31, 46  
at Notre Dame: 30, 36, 37, 57, 45  
at Syracuse: 34, 46, 47, 34  
NC State: 39, 46, 55, 34, 32  
Duke: 74, 41, 59, 35, 62, 53, 40  
vs. Texas A&M: 41, 42, 54, 52

### 2018 Punting Sequence

at Tulane: 41, 34, 28, 46, 34, 38  
Towson: 41  
Boston College: 51, 39, 54, 55, 40, 34, 37  
Notre Dame: 33, 46, 29, 49, 50, 44  
Rice: 49, 49, 43, 40  
Clemson: 41, 42, 39, 41, 41, 49, 50, 37, 52, 37, 30, 37

## LUKE MASTERSON DEFENSIVE BACK

R-So. ■ 6-2 ■ 205 ■ 1VL  
Naples, Fla.  
Gulf Coast



12

2018 — Missed the first three games due to injury ... Made season debut vs. Notre Dame (Sept. 22) and had three tackles ... Led the team with eight tackles and returned his first career interception 43 yards vs. Rice (Sept. 29) ... Led the team with eight tackles against Clemson (Oct. 6).

### MASTERSON'S CAREER DEFENSIVE STATS

	G-GS	S-A-Tot	TFL-Yds	Sk-Yds	Int-Yds	PBU	FF-FR
2017	13-3	34-8-42	1.0-1	0-0	0-0	3	0-0
2018	3-0	16-3-19	0-0	0-0	1-43	0	0-0
Career	16-3	50-11-61	1.0-1	0-0	1-43	3	0-0

### MASTERSON'S GAME-BY-GAME DEFENSIVE STATS

2017	Opp	S-A-Tot	TFL-Yds	Sk-Yds	Int-Yds	PBU	FF-FR
8/31	Presbyterian	2-0-2	0-0	0-0	0-0	0	0-0
9/9	at Boston Col.	1-1-2	0-0	0-0	0-0	0	0-0
9/16	Utah State	5-1-6	0-0	0-0	0-0	0	0-0
9/23	at App State	0-0-0	0-0	0-0	0-0	0	0-0
9/30	Florida State	1-0-1	0-0	0-0	0-0	0	0-0
10/7	at Clemson	2-0-2	0-0	0-0	0-0	0	0-0
10/21	at Ga. Tech	1-0-1	0-0	0-0	0-0	0	0-0
10/28	Louisville	0-0-0	0-0	0-0	0-0	0	0-0
11/4	at Notre Dame	6-2-8	0-0	0-0	0-0	1	0-0
11/11	at Syracuse	4-0-4	0-0	0-0	0-0	2	0-0
11/18	NC State	7-2-9	0-0	0-0	0-0	0	0-0
11/25	Duke	4-1-5	1.0-1	0-0	0-0	0	0-0
12/29	vs. Texas A&M	1-1-2	0-0	0-0	0-0	0	0-0

2018	Opp	S-A-Tot	TFL-Yds	Sk-Yds	Int-Yds	PBU	FF-FR
8/30	at Tulane	--INJ--					
9/8	Towson	--INJ--					
9/13	Boston College	--INJ--					
9/22	Notre Dame	3-0-3	0-0	0-0	0-0	0	0-0
9/29	Rice	6-2-8	0-0	0-0	1-43	0	0-0
10/6	Clemson	7-1-8	0-0	0-0	0-0	0	0-0

## NATE MAYS LINEBACKER

R-Jr. ■ 6-1 ■ 225 ■ 2VL  
Calhoun, Ga.  
Dalton



35

2018 — Recorded a career and team-high eight total tackles in his 2018 debut against Towson (Sept. 8) ... Posted two solo tackles against Boston College (Sept. 13) ... Picked up two tackles against Notre Dame (Sept. 22) before suffering a broken foot.

### MAYS' CAREER DEFENSIVE STATS

	G-GS	S-A-Tot	TFL-Yds	Sk-Yds	Int-Yds	PBU	FF-FR
2016	13-0	4-0-4	0-0	0-0	0-0	0	0-0
2017	9-0	2-1-3	0-0	0-0	0-0	0	0-0
2018	3-0	7-5-12	0-0	0-0	0-0	0	0-0
Career	25-0	13-6-19	0-0	0-0	0-0	0	0-0

### MAYS' GAME-BY-GAME DEFENSIVE STATS

2016	Opp	S-A-Tot	TFL-Yds	Sk-Yds	Int-Yds	PBU	FF-FR
9/1	Tulane	0-0-0	0-0	0-0	0-0	0	0-0
9/10	at Duke	0-0-0	0-0	0-0	0-0	0	0-0

9/17	Delaware	0-0-0	0-0	0-0	0-0	0	0-0
9/24	at Indiana	0-0-0	0-0	0-0	0-0	0	0-0
10/1	at NC State	0-0-0	0-0	0-0	0-0	0	0-0
10/8	Syracuse	1-0-1	0-0	0-0	0-0	0	0-0
10/15	at Florida St.	0-0-0	0-0	0-0	0-0	0	0-0
10/29	Army	0-0-0	0-0	0-0	0-0	0	0-0
11/5	Virginia	0-0-0	0-0	0-0	0-0	0	0-0
11/12	at Louisville	1-0-1	0-0	0-0	0-0	0	0-0
11/19	Clemson	0-0-0	0-0	0-0	0-0	0	0-0
11/26	Boston College	1-0-1	0-0	0-0	0-0	0	0-0
12/27	vs. Temple	1-0-1	0-0	0-0	0-0	0	0-0

2017	Opp	S-A-Tot	TFL-Yds	Sk-Yds	Int-Yds	PBU	FF-FR
8/31	Presbyterian	1-0-1	0-0	0-0	0-0	0	0-0
9/9	at Boston Col.	0-0-0	0-0	0-0	0-0	0	0-0
9/16	Utah State	--INJ--					
9/23	at App State	--INJ--					
9/30	Florida State	--INJ--					
10/7	at Clemson	1-0-1	0-0	0-0	0-0	0	0-0
10/21	at Ga. Tech	0-0-0	0-0	0-0	0-0	0	0-0
10/28	Louisville	0-0-0	0-0	0-0	0-0	0	0-0
11/4	at Notre Dame	0-0-0	0-0	0-0	0-0	0	0-0
11/11	at Syracuse	--DNP--					
11/18	NC State	0-0-0	0-0	0-0	0-0	0	0-0
11/25	Duke	0-0-0	0-0	0-0	0-0	0	0-0
12/29	vs. Texas A&M	0-1-1	0-0	0-0	0-0	0	0-0

2018	Opp	S-A-Tot	TFL-Yds	Sk-Yds	Int-Yds	PBU	FF-FR
8/30	at Tulane	--DNP--					
9/8	Towson	5-3-8	0-0	0-0	0-0	0	0-0
9/13	Boston College	2-0-2	0-0	0-0	0-0	0	0-0
9/22	Notre Dame	0-2-2	0-0	0-0	0-0	0	0-0
9/29	Rice	--INJ--					
10/6	Clemson	--INJ--					

## JAMIE NEWMAN QUARTERBACK

R-So. ■ 6-4 ■ 230 ■ 1VL  
Graham, N.C.  
Graham



12

2018 — Made his first appearance of the season and had a career-game against Notre Dame (Sept. 22), finishing 4-for-7 through the air for 29 yards with a long of 13. Also rushed eight times for 73 yards and one touchdown, the first of his career.

### NEWMAN'S CAREER PASSING STATS

	G-GS	Cmp	Att	Pct	Yds	Int	TD	Lg/Opponent
2017	3-0	2	4	.500	8	1	0	5/Presbyterian
2018	1-0	4	7	.571	29	1	0	13/Notre Dame
Career	4-0	6	11	.545	37	2	0	13/Notre Dame

### NEWMAN'S GAME-BY-GAME PASSING STATS

2017	Opponent	Cmp	Att	Yds	Int	TD	TD Pass
8/31	Presbyterian	2	4	8	1	0	--
9/9	at Boston College	--DNP--					
9/16	Utah State	0	0	0	0	0	--
9/23	at App State	--DNP--					
9/30	Florida State	--DNP--					
10/7	at Clemson	--DNP--					
10/21	at Georgia Tech	--DNP--					

# WAKE FOREST FOOTBALL

## NEWMAN'S CAREER RUSHING STATS

	G-GS	Att	Yds	Avg	TD	Lg/Opponent
2017	3-0	1	5	5.0	0	5/Presbyterian
2018	1-0	8	73	9.1	1	15/Notre Dame
Career	4-0	1	5	5.0	0	5/Presbyterian

## NEWMAN'S GAME-BY-GAME RUSHING STATS

2017	Opponent	Att	Yds	Avg	TD	TD Yds
8/31	Presbyterian	1	5	5.0	0	--
9/9	at Boston College	--DNP--				
9/16	Utah State	0	0	0	0	--
9/23	at App State	--DNP--				
9/30	Florida State	--DNP--				
10/7	at Clemson	--DNP--				
10/21	at Georgia Tech	--DNP--				
10/28	Louisville	--DNP--				
11/4	at Notre Dame	0	0	0	0	--
11/11	at Syracuse	--DNP--				
11/18	NC State	--DNP--				
11/25	Duke	--DNP--				
12/29	vs. Texas A&M	--DNP--				

2018	Opponent	Att	Yds	Avg	TD	TD Yds
8/30	at Tulane	--DNP--				
9/8	Towson	--DNP--				
9/13	Boston College	--DNP--				
9/22	Notre Dame	8	73	9.1	1	15
9/29	Rice	--INJ--				
10/6	Clemson	--DNP--				

## TRAVEON REDD DEFENSIVE BACK

R-So. ■ 6-0 ■ 195 ■ 1VL  
Martinsville, Va.  
Magna Vista



17

2018 — Made his return to the field after missing all of the 2017 season with injury, finishing with four tackles against Tulane (Aug. 30) ... Tallied a career-high five tackles against Towson (Sept. 8).

## REDD'S CAREER DEFENSIVE STATS

	G-GS	S-A-Tot	TFL-Yds	Sk-Yds	Int-Yds	PBU	FF-FR
2016	11-0	7-2-9	0-0	0-0	0-0	0	0-0
2017		--INJ--					
2018	6-0	7-4-11	0-0	0-0	0-0	1	0-0
Career	17-0	14-6-20	0-0	0-0	0-0	1	0-0

## REDD'S GAME-BY-GAME DEFENSIVE STATS

2016	Opp	S-A-Tot	TFL-Yds	Sk-Yds	Int-Yds	PBU	FF-FR
9/1	Tulane	--DNP--					
9/10	at Duke	0-0-0	0-0	0-0	0-0	0	0-0
9/17	Delaware	2-0-2	0-0	0-0	0-0	0	0-0
9/24	at Indiana	1-0-1	0-0	0-0	0-0	0	0-0
10/1	at NC State	0-0-0	0-0	0-0	0-0	0	0-0
10/8	Syracuse	1-1-2	0-0	0-0	0-0	0	0-0
10/15	at Florida St.	0-0-0	0-0	0-0	0-0	0	0-0
10/29	Army	0-0-0	0-0	0-0	0-0	0	0-0
11/5	Virginia	1-1-2	0-0	0-0	0-0	0	0-0
11/12	at Louisville	--DNP--					
11/19	Clemson	0-0-0	0-0	0-0	0-0	0	0-0
11/26	Boston College	0-0-0	0-0	0-0	0-0	0	0-0
12/27	vs. Temple	2-0-2	0-0	0-0	0-0	0	0-0

2018	Opp	S-A-Tot	TFL-Yds	Sk-Yds	Int-Yds	PBU	FF-FR
8/30	at Tulane	2-2-4	0-0	0-0	0-0	0	0-0
9/8	Towson	3-2-5	0-0	0-0	0-0	1	0-0
9/13	Boston College	0-0-0	0-0	0-0	0-0	0	0-0
9/22	Notre Dame	1-0-1	0-0	0-0	0-0	0	0-0
9/29	Rice	0-0-0	0-0	0-0	0-0	0	0-0
10/6	Clemson	1-0-1	0-0	0-0	0-0	0	0-0

## ZEEK RODNEY DEFENSIVE LINE

R-Sr. ■ 6-1 ■ 305 ■ 3VL  
Rock Hill, S.C.  
South Pointear



93

2018 — Collected his first sack of the season against Tulane (Aug. 30), finishing with three total tackles ... Picked up a tackle for loss, four QB hurries, and a pass breakup against Towson (Sept. 8) ... Picked up a career-high seven total tackles against Boston College (Sept. 13) while adding 1.5 tackles for loss ... Forced his first career fumble against Rice (Sept. 29) and added one solo stop for a four-yard loss.

## RODNEY'S CAREER DEFENSIVE STATS

	G-GS	S-A-Tot	TFL-Yds	Sk-Yds	Int-Yds	PBU	FF-FR
2014	9-0	2-5-7	2-0-9	1.5-6	0-0	0	0-0
2015	12-12	7-15-22	2-0-5	0-0	0-0	0	0-0
2016		--DNP--					
2017	12-10	14-15-29	8.5-25	1.0-11	0-0	0	0-0
2018	6-6	5-9-14	4.5-11	1.0-4	0-0	1	1-0
Career	39-28	28-44-72	17.0-50	3.5-21	0-0	1	1-0

## RODNEY'S GAME-BY-GAME DEFENSIVE STATS

2014	Opp	S-A-Tot	TFL-Yds	Sk-Yds	Int-Yds	PBU	FF-FR
8/28	at ULM	0-1-1	0-0	0-0	0-0	0	0-0
9/6	Gardner-Webb	1-0-1	0-0	0-0	0-0	0	0-0
9/13	at Utah State	0-1-1	0-0	0-0	0-0	0	0-0
9/20	Army	0-0-0	0-0	0-0	0-0	0	0-0
9/27	at Louisville	--DNP--					
10/4	at Florida State	0-1-1	0-0	0-0	0-0	0	0-0
10/18	Syracuse	--DNP--					
10/25	Boston College	--DNP--					
11/6	Clemson	0-0-0	0-0	0-0	0-0	0	0-0
11/15	at NC State	0-1-1	0.5-1	0.5-1	0-0	0	0-0
11/22	Virginia Tech	1-1-2	1.5-8	1.0-5	0-0	0	0-0
11/29	at Duke	0-0-0	0-0	0-0	0-0	0	0-0

2015	Opp	S-A-Tot	TFL-Yds	Sk-Yds	Int-Yds	PBU	FF-FR
9/3	Elon	0-0-0	0-0	0-0	0-0	0	0-0
9/12	at Syracuse	1-0-1	0-0	0-0	0-0	0	0-0
9/19	at Army	1-3-4	0.5-1	0-0	0-0	0	0-0
9/26	Indiana	0-2-2	0-0	0-0	0-0	0	0-0
10/3	Florida State	0-1-1	0.5-2	0-0	0-0	0	0-0
10/10	at Boston Col.	1-0-1	0-0	0-0	0-0	0	0-0
10/17	at UNC	1-0-1	0-0	0-0	0-0	0	0-0
10/24	NC State	1-0-1	0-0	0-0	0-0	0	0-0
10/30	Louisville	1-2-3	0-0	0-0	0-0	0	0-0
11/14	at Notre Dame	1-2-3	0.5-1	0-0	0-0	0	0-0
11/21	at Clemson	0-4-4	0.5-1	0-0	0-0	0	0-0
11/28	Duke	0-1-1	0-0	0-0	0-0	0	0-0

2017	Opp	S-A-Tot	TFL-Yds	Sk-Yds	Int-Yds	PBU	FF-FR
8/31	Presbyterian	2-0-2	2.0-15	1.0-11	0-0	0	0-0
9/9	at Boston Col.	0-3-3	1.0-2	0-0	0-0	0	0-0
9/16	Utah State	1-0-0	0-0	0-0	0-0	0	0-0
9/23	at App State	3-3-6	2.0-3	0-0	0-0	0	0-0
9/30	Florida State	1-3-4	1.5-3	0-0	0-0	0	0-0
10/2	at Clemson	2-0-2	0-0	0-0	0-0	0	0-0
10/21	at Georgia Tech	--INJ--					
10/28	Louisville	0-0-0	0-0	0-0	0-0	0	0-0
11/4	at Notre Dame	0-0-0	0-0	0-0	0-0	0	0-0
11/11	at Syracuse	0-0-0	0-0	0-0	0-0	0	0-0
11/18	NC State	2-1-3	0-0	0-0	0-0	0	0-0
11/25	Duke	2-2-4	1.0-1	0-0	0-0	0	0-0
12/29	vs. Texas A&M	1-3-4	1.0-1	0-0	0-0	0	0-0

2018	Opp	S-A-Tot	TFL-Yds	Sk-Yds	Int-Yds	PBU	FF-FR
8/30	at Tulane	1-2-3	1.0-4	1.0-4	0-0	0	0-0
9/8	Towson	1-0-1	1.0-1	0-0	0-0	1	0-0
9/13	Boston College	1-6-7	1.5-2	0-0	0-0	0	0-0
9/22	Notre Dame	0-1-1	0-0	0-0	0-0	0	0-0
9/29	Rice	1-0-1	1.0-4	0-0	0-0	0	1-0
10/7	Clemson	1-0-1	0.0-0	0-0	0-0	0	0-0

## NICK SCIBA PLACEKICKER

Fr. ■ 5-9 ■ 185  
Clover, S.C.  
Clover



96

2018 — Made his collegiate debut against Tulane (Aug. 30), connecting on a 34-yard attempt in the third quarter ... Hit all three field goals against Towson (Sept. 8) including 35-yarder ... Went 2-for-2 with a 27-yard and a 23-yard field goal along with four PATs against Boston College (Sept. 13) ... Kicked a career-long 39-yard field goal against Notre Dame (Sept. 22).

## SCIBA'S CAREER KICKING STATS

	FG-A	Pct.	0-19	20-29	30-39	40-49	50+	PAT	PTS
2018	9-12	.750	0-0	5-6	4-6	0-0	0-0	22-22	46
TOTALS	9-12	.750	0-0	5-6	4-6	0-0	0-0	22-22	46

2018 Field Goal Sequence (Made/Missed):

At Tulane: 23, 34  
Towson: 35, 27, 27  
Boston College: 27, 23  
Notre Dame: 38, 30, 39, 38  
Clemson: 25

## JAKE SIMPSON LINEBACKER

So. ■ 6-0 ■ 220 ■ 1VL  
Buford, Ga.  
Buford



15

2018 — Recorded a pass breakup in Wake's win over Towson (Sept. 8) ... Picked up a two-yard tackle for loss against Clemson (Oct. 7).

## SIMPSON'S CAREER DEFENSIVE STATS

	G-GS	S-A-Tot	TFL-Yds	Sk-Yds	Int-Yds	PBU	FF-FR
2017	12-0	3-1-4	0-0	0-0	0-0	0	0-0
2018	5-0	2-0-2	1.0-2	0-0	0-0	1	0-0
Career	17-0	5-1-6	1.0-2	0-0	0-0	1	0-0

## SIMPSON'S GAME-BY-GAME DEFENSIVE STATS

2017	Opp	S-A-Tot	TFL-Yds	Sk-Yds	Int-Yds	PBU	FF-FR
8/31	Presbyterian	0-1-1	0-0	0-0	0-0	0	0-0
9/9	at Boston Col.	1-0-1	0-0	0-0	0-0	0	0-0
9/16	Utah State	1-0-1	0-0	0-0	0-0	0	0-0
9/23	at App State	0-0-0	0-0	0-0	0-0	0	0-0
9/30	Florida State	0-0-0	0-0	0-0	0-0	0	0-0
10/7	at Clemson	0-0-0	0-0	0-0	0-0	0	0-0
10/21	at Ga. Tech	0-0-0	0-0	0-0	0-0	0	0-0
10/28	Louisville	0-0-0	0-0	0-0	0-0	0	0-0
11/4	at Notre Dame	0-0-0	0-0	0-0	0-0	0	0-0
11/11	at Syracuse	1-0-1	0-0	0-0	0-0	0	0-0
11/18	NC State	0-0-0	0-0	0-0	0-0	0	0-0
11/25	Duke	0-0-0	0-0	0-0	0-0	0	0-0
12/29	vs. Texas A&M	0-0-0	0-0	0-0	0-0	0	0-0

2018	Opp	S-A-Tot	TFL-Yds	Sk-Yds	Int-Yds	PBU	FF-FR
8/30	at Tulane	1-0-1	0-0	0-0	0-0	0	0-0
9/8	Towson	0-0-0	0-0	0-0	0-0	1	0-0
9/13							



# WAKE FOREST FOOTBALL

## RYAN SMENDA, JR. LINEBACKER

Fr. ■ 6-2 ■ 230  
Orange Park, Fla.  
Fleming Island



45

**2018** — Was one of six true freshmen to make their collegiate debut against Tulane (Aug. 30), finishing with a pair of tackles ... Collected a career-high five tackles against Towson (Sept. 8), including his first career sack ... Recorded two tackles against Boston College (Sept. 13) and half a tackle for loss ... Picked up three tackles against Notre Dame (Sept. 22) and recovered the first fumble of his career for 17 yards ... Missed the Rice (Sept. 29) and Clemson (Oct. 6) games due to injury.

### SMENDA'S CAREER DEFENSIVE STATS

	G-GS	S-A-Tot	TFL-Yds	Sk-Yds	Int-Yds	PBU	FF-FR
2018	4-0	5-7-12	1.5-8	1.0-6	0-0	0	0-1
Career	4-0	5-7-12	1.5-8	1.0-6	0-0	0	0-1

### SMENDA'S GAME-BY-GAME DEFENSIVE STATS

2018	Opp	S-A-Tot	TFL-Yds	Sk-Yds	Int-Yds	PBU	FF-FR
8/30	at Tulane	1-1-2	0-0	0-0	0-0	0	0-0
9/8	Towson	2-3-5	1.0-6	1.0-6	0-0	0	0-0
9/13	Boston College	0-2-2	0.5-2	0-0	0-0	0	0-0
9/22	Notre Dame	2-1-3	0-0	0-0	0-0	0	0-1
9/29	Rice	--INJ--	--INJ--	--INJ--	--INJ--	--INJ--	--INJ--
10/7	Clemson	--INJ--	--INJ--	--INJ--	--INJ--	--INJ--	--INJ--

## JUSTIN STRNAD LINEBACKER

R-Jr. ■ 6-3 ■ 230 ■ 2VL  
Palm Harbor, Fla.  
East Lake



23

**2018** — Made his first career start against Tulane (Aug. 30), finishing with the seven total tackles, including a sack ... Collected four total tackles in a win over Towson (Sept. 8) ... Tied a career high with 10 tackles against Boston College (Sept. 13) ... Broke up a career-high two passes against Notre Dame (Sept. 22) ... Finished second on the team with seven tackles against Rice (Sept. 29).

### STRNAD'S CAREER DEFENSIVE STATS

	G-GS	S-A-Tot	TFL-Yds	Sk-Yds	Int-Yds	PBU	FF-FR
2016	13-0	12-7-19	0-0	0-0	0-0	0	0-0
2017	13-0	32-19-51	8.5-34	4.5-22	3-44	1	2-1
2018	6-6	17-17-34	2.5-10	1.5-6	0-0	2	0-0
Career	32-6	61-43-104	11.0-44	6.0-28	3-44	3	2-1

### STRNAD'S GAME-BY-GAME DEFENSIVE STATS

2016	Opp	S-A-Tot	TFL-Yds	Sk-Yds	Int-Yds	PBU	FF-FR
9/1	Tulane	0-0-0	0-0	0-0	0-0	0	0-0
9/10	at Duke	1-0-1	0-0	0-0	0-0	0	0-0
9/17	Delaware	1-3-4	0-0	0-0	0-0	0	0-0
9/24	at Indiana	3-0-3	0-0	0-0	0-0	0	0-0
10/1	at NC State	3-1-4	0-0	0-0	0-0	0	0-0
10/8	Syracuse	0-1-1	0-0	0-0	0-0	0	0-0
10/15	at Florida St	0-0-0	0-0	0-0	0-0	0	0-0
10/29	Army	0-0-0	0-0	0-0	0-0	0	0-0
11/5	Virginia	1-1-2	0-0	0-0	0-0	0	0-0
11/12	at Louisville	2-0-2	0-0	0-0	0-0	0	0-0
11/19	Clemson	1-1-2	0-0	0-0	0-0	0	0-0
11/26	Boston College	0-0-0	0-0	0-0	0-0	0	0-0
12/27	vs. Temple	0-0-0	0-0	0-0	0-0	0	0-0

2017	Opp	S-A-Tot	TFL-Yds	Sk-Yds	Int-Yds	PBU	FF-FR
8/31	Presbyterian	4-0-4	2.0-4	0-0	1-22	0	0-0
9/9	at Boston Col.	1-0-1	0-0	0-0	0-0	0	0-0
9/16	Utah State	2-0-2	1.0-1	1.0-1	0-0	0	0-0
9/23	at App State	1-1-2	1.5-7	0-0	0-0	0	0-0
9/30	Florida State	0-2-2	0-0	0-0	0-0	0	0-0
10/7	at Clemson	3-2-5	0-0	0-0	0-0	0	0-0

10/21	at Ga. Tech	1-1-2	0-0	0-0	0-0	0	0-0
10/28	Louisville	6-3-10	2.5-11	2.5-11	0-0	0	1-0
11/4	at Notre Dame	3-2-5	0-0	0-0	0-0	0	0-0
11/11	at Syracuse	4-1-5	0-0	0-0	1-0	0	0-0
11/18	NC State	1-1-2	0-0	0-0	0-0	0	0-0
11/25	Duke	2-0-2	0-0	0-0	1-22	0	0-0
12/29	vs. Texas A&M	4-6-10	1.5-11	1.0-10	0-0	1	1-1

2018	Opp	S-A-Tot	TFL-Yds	Sk-Yds	Int-Yds	PBU	FF-FR
8/30	at Tulane	3-4-7	1.0-5	1.0-5	0-0	0	0-0
9/8	Towson	3-1-4	0-0	0-0	0-0	0	0-0
9/13	Boston College	3-7-10	1.5-5	0.5-1	0-0	0	0-0
9/22	Notre Dame	2-2-4	0-0	0-0	0-0	2	0-0
9/29	Rice	6-1-7	0-0	0-0	0-0	0	0-0
10/6	Clemson	0-2-2	0-0	0-0	0-0	0	0-0

## SAGE SURRATT WIDE RECEIVER

R-Fr. ■ 6-3 ■ 215  
Lincolnton, N.C.  
Lincolnton



14

**2018** — In his college debut against Tulane (Aug. 30), Surratt finished with a team-high 150 receiving yards on 11 catches, while making his first career start ... Caught four passes for 63 yards, including a season-long 41-yard completion, against Towson (Sept. 8) ... Caught his first career touchdown against Boston College (Sept. 13).

### SURRATT'S CAREER RECEIVING STATS

	G-GS	Rec	Yds	Avg	TD	Lg/Opponent
2018	6-6	19	280	14.7	1	41/Towson
Career	6-6	19	280	14.7	1	41/Towson

### SURRATT'S GAME-BY-GAME RECEIVING STATS

2018	Opponent	Rec	Yds	Avg	TD	TDYds
8/30	at Tulane	11	150	13.6	0	--
9/8	Towson	4	63	15.8	0	--
9/13	Boston College	3	50	16.7	1	5
9/22	Notre Dame	0	0	0.0	0	--
9/29	Rice	1	17	17.0	0	--
10/6	Clemson	0	0	0.0	0	--

## JA'SIR TAYLOR DEFENSIVE BACK

So. ■ 5-10 ■ 190 ■ 1VL  
Asbury Park, N.J.  
Brick Township



24

**2018** — Broke up a career-high three passes while adding three tackles in a win over Tulane (Aug. 30) ... Made first start of the season against Towson (Sept. 8), registering three tackles and one pass breakup ... Talled his first tackle for loss of his career against Boston College (Sept. 13) ... Tied a career high with five tackles against Rice (Sept. 29).

### TAYLOR'S CAREER DEFENSIVE STATS

	G-GS	S-A-Tot	TFL-Yds	Sk-Yds	Int-Yds	PBU	FF-FR
2017	13-2	24-3-27	0-0	0-0	0-0	5	0-0
2018	6-2	11-3-14	1.0-3	0-0	0-0	4	0-0
Career	19-4	35-6-41	1.0-3	0-0	0-0	9	0-0

### TAYLOR'S GAME-BY-GAME DEFENSIVE STATS

2017	Opp	S-A-Tot	TFL-Yds	Sk-Yds	Int-Yds	PBU	FF-FR
8/31	Presbyterian	2-0-2	0-0	0-0	0-0	0	0-0
9/9	at Boston Col.	2-0-2	0-0	0-0	0-0	0	0-0
9/16	Utah State	1-0-1	0-0	0-0	0-0	0	0-0
9/23	at App State	3-2-5	0-0	0-0	0-0	2	0-0
9/30	Florida State	1-0-1	0-0	0-0	0-0	0	0-0
10/7	at Clemson	1-0-1	0-0	0-0	0-0	0	0-0
10/21	at Ga. Tech	0-0-0	0-0	0-0	0-0	0	0-0
10/28	Louisville	0-0-0	0-0	0-0	0-0	0	0-0

11/4	at Notre Dame	4-0-4	0-0	0-0	0-0	1	0-0
11/11	at Syracuse	4-1-5	0-0	0-0	0-0	1	0-0
11/28	NC State	5-0-5	0-0	0-0	0-0	1	0-0
11/25	Duke	0-0-0	0-0	0-0	0-0	0	0-0
12/29	vs. Texas A&M	1-0-1	0-0	0-0	0-0	0	0-0

2018	Opp	S-A-Tot	TFL-Yds	Sk-Yds	Int-Yds	PBU	FF-FR
8/30	at Tulane	3-0-3	0-0	0-0	0-0	3	0-0
9/8	Towson	3-0-3	0-0	0-0	0-0	1	0-0
9/13	Boston College	1-1-2	1.0-3	0-0	0-0	0	0-0
9/22	Notre Dame	1-0-1	0-0	0-0	0-0	0	0-0
9/29	Rice	3-2-5	0-0	0-0	0-0	0	0-0
10/6	Clemson	0-0-0	0-0	0-0	0-0	0	0-0

## CHUCK WADE, JR. DEFENSIVE BACK

Sr. ■ 6-0 ■ 200 ■ 3VL  
Jacksonville, Fla.  
Bishop Kenny



9

**2018** — Elected team captain for 2018 ... Spent his first three seasons as a wide receiver before moving to defensive back in the spring of 2018 ... Made his first career start on the defensive side of the ball against Tulane (Aug. 30), finishing with four total tackles ... Finished with the third-most tackles on the team against Towson (Sept. 8), collecting a pair of solo stops and five assisted tackles ... Added five tackles against Boston College (Sept. 13) ... Posted a career-high with seven total tackles against Notre Dame (Sept. 22), including a career-best six solo stops ... Scored his first career defensive touchdown against Rice (Sept. 29), returning an interception 60 yards.

### WADE'S CAREER DEFENSIVE STATS

	G-GS	S-A-Tot	TFL-Yds	Sk-Yds	Int-Yds	PBU	FF-FR
2018	6-6	16-14-30	0-0	0-0	1-0	0	0-0
Career	6-6	16-14-30	0-0	0-0	1-0	0	0-0

### WADE'S GAME-BY-GAME DEFENSIVE STATS

2018	Opp	S-A-Tot	TFL-Yds	Sk-Yds	Int-Yds	PBU	FF-FR
8/30	at Tulane	1-3-4	0-0	0-0	0-0	0	0-0
9/8	Towson	2-5-7	0-0	0-0	0-0	0	0-0
9/13	Boston College	3-2-5	0-0	0-0	0-0	0	0-0
9/22	Notre Dame	6-2-8	0-0	0-0	0-0	0	0-0
9/29	Rice	2-2-4	0-0	0-0	1-60	0	0-0
10/6	Clemson	2-0-2	0-0	0-0	0-0	0	0-0

### WADE'S CAREER RECEIVING STATS

	G-GS	Rec	Yds	Avg	TD	Lg/Opponent
2015	12-0	33	348	10.5	1	33/Elon
2016	13-5	24	245	10.2	1	51/Clemson
2017	13-12	19	245	12.9	1	44/Louisville
Career	38-17	76	838	11.0	3	51/Clemson

## MANNY WALKER DEFENSIVE LINE

R-So. ■ 6-4 ■ 245  
Holly Hill, S.C.  
Lake Marion



94

**2018** — Made his collegiate debut against Tulane (Aug. 30) after missing all of last season with an injury ... Recorded his first collegiate sack as well as his first career tackles against Towson (Sept. 8) ... Matched a season best with three tackles against Rice (Sept. 29) while recording a pair of tackles for loss.

### WALKER'S CAREER DEFENSIVE STATS

	G-GS	S-A-Tot	TFL-Yds	Sk-Yds	Int-Yds	PBU	FF-FR
2017	--INJ--	--INJ--	--INJ--	--INJ--	--INJ--	--INJ--	--INJ--
2018	6-0	4-3-7	3.0-11	1.0-9	0-0	0	0-0
Career	6-0	4-3-7	3.0-11	1.0-9	0-0	0	0-0



# WAKE FOREST FOOTBALL

## WALKER'S GAME-BY-GAME DEFENSIVE STATS

2018	Opp	S-A-Tot	TFL-Yds	Sk-Yds	Int-Yds	PBU	FF-FR
8/30	at Tulane	0-0-0	0-0	0-0	0-0	0	0-0
9/8	Towson	1-2-3	1.0-9	1.0-9	0-0	0	0-0
9/13	Boston College	0-0-0	0-0	0-0	0-0	0	0-0
9/22	Notre Dame	0-0-0	0-0	0-0	0-0	0	0-0
9/29	Rice	2-1-3	2.0-2	0-0	0-0	0	0-0
10/6	Clemson	1-0-1	0-0	0-0	0-0	0	0-0

## SCOTTY WASHINGTON WIDE RECEIVER

R-Jr. ■ 6-5 ■ 220 ■ 2VL  
Washington, D.C.  
St. John's



7

2018 — Missed the Tulane (Aug. 30) and Towson (Sept. 8) games due to injury ... Returned to action against Boston College (Sept. 13) ... Caught his first pass of the season against Notre Dame (Sept. 22), finishing with two catches for 24 yards.

## WASHINGTON'S CAREER RECEIVING STATS

	G-GS	Rec	Yds	Avg	TD	Lg/Opponent
2016	11-2	10	115	11.5	0	26/at NC State
2017	13-11	45	711	15.8	2	50/Texas A&M
2018	3-0	2	24	12.0	0	18/Notre Dame
Career	27-13	57	850	14.9	2	50/Texas A&M

## WASHINGTON'S GAME-BY-GAME RECEIVING STATS

2016	Opponent	Rec	Yds	Avg	TD	TDYds
9/1	Tulane	1	8	8.0	0	--
9/10	at Duke	0	0	0	0	--
9/17	Delaware	1	10	10.0	0	--
9/24	at Indiana	0	0	0	0	--
10/1	at NC State	2	35	17.5	0	--
10/8	Syracuse	0	0	0	0	--
10/15	at Florida St.	0	0	0	0	--
10/29	Army West Point	1	5	5.0	0	--
11/5	Virginia	0	0	0	0	--
11/12	at Louisville	0	0	0	0	--
11/19	Clemson	--DNP--				
11/26	Boston College	--DNP--				
12/27	vs. Temple	5	57	11.4	0	--


2017	Opponent	Rec	Yds	Avg	TD	TDYds
8/31	Presbyterian	1	28	28.0	0	--
9/9	at Boston College	0	0	0	0	--
9/16	Utah State	1	11	11.0	0	--
9/23	at App State	4	79	19.8	0	--
9/30	Florida State	2	57	28.5	0	--
10/7	at Clemson	2	25	12.5	1	16
10/21	at Georgia Tech	1	6	6.0	0	--
10/28	Louisville	6	133	22.2	0	--
11/4	at Notre Dame	8	84	10.5	0	--
11/11	at Syracuse	7	113	10.3	0	--
11/18	NC State	3	29	9.7	0	--
11/25	Duke	1	8	8.0	0	--
12/29	vs. Texas A&M	9	138	15.3	1	50

2018	Opponent	Rec	Yds	Avg	TD	TDYds
8/30	at Tulane	--INJ--				
9/8	Towson	--INJ--				
9/13	Boston College	0	0	0.0	0	--
9/22	Notre Dame	2	24	12.0	0	--
9/29	Rice	0	0	0.0	0	--
10/6	Clemson	0	0	0.0	0	--

## JA'QUEZ WILLIAMS LINEBACKER

R-So. ■ 6-2 ■ 210 ■ 1VL  
Hinesville, Ga.  
Liberty County

30



2018 — Finished with four stops in the season opener against Tulane (Aug. 30) ... Matched a career high with six total stops and a sack

against Towson (Sept. 8) ... Made the first start of his career against Notre Dame (Sept. 22) ... Added four stops against Rice (Sept. 29) and five against Clemson (Oct. 6).

## WILLIAMS' CAREER DEFENSIVE STATS

	G-GS	S-A-Tot	TFL-Yds	Sk-Yds	Int-Yds	PBU	FF-FR
2017	12-0	17-4-21	2.0-7	1.0-4	0-0	1	0-0
2018	6-1	13-8-21	2.0-8	1.0-7	0-0	0	0-0
Career	18-1	30-12-42	4.0-15	2.0-11	0-0	1	0-0

## WILLIAMS' GAME-BY-GAME DEFENSIVE STATS

2017	Opp	S-A-Tot	TFL-Yds	Sk-Yds	Int-Yds	PBU	FF-FR
8/31	Presbyterian	2-0-2	0-0	0-0	0-0	0	0-0
9/9	at Boston Col.	1-0-1	0-0	0-0	0-0	0	0-0
9/16	Utah State	0-0-0	0-0	0-0	0-0	0	0-0
9/23	at App State	0-0-0	0-0	0-0	0-0	0	0-0
9/30	Florida State	--INJ--					
10/7	at Clemson	2-1-3	0-0	0-0	0-0	0	0-0
10/21	at Ga. Tech	3-1-4	1.0-3	0-0	0-0	0	0-0
10/28	Louisville	0-1-1	0-0	0-0	0-0	0	0-0
11/4	at Notre Dame	5-1-6	1.0-4	1.0-4	0-0	1	0-0
11/11	at Syracuse	1-0-1	0-0	0-0	0-0	0	0-0
11/18	NC State	0-0-0	0-0	0-0	0-0	0	0-0
11/25	Duke	1-0-1	0-0	0-0	0-0	0	0-0
12/29	vs. Texas A&M	2-0-2	0-0	0-0	0-0	0	0-0

2018	Opp	S-A-Tot	TFL-Yds	Sk-Yds	Int-Yds	PBU	FF-FR
8/30	at Tulane	1-3-4	0-0	0-0	0-0	0	0-0
9/8	Towson	4-2-6	1.0-7	1.0-7	0-0	0	0-0
9/13	Boston College	1-0-1	0-0	0-0	0-0	0	0-0
9/22	Notre Dame	1-0-1	0-0	0-0	0-0	0	0-0
9/29	Rice	3-1-4	1.0-1	0-0	0-0	0	0-0
10/6	Clemson	3-2-5	0-0	0-0	0-0	0	0-0

## TYLER WILLIAMS DEFENSIVE LINE

R-Fr. ■ 6-1 ■ 300  
West Palm Beach, Fla.  
Oxbridge Academy

72



2018 — Made his collegiate debut against Tulane (Aug. 30) ... Has recorded at least one tackle in four of the first five games of the year ... Added a season-best two solo tackles against Clemson (Oct. 6)

## WILLIAMS' CAREER DEFENSIVE STATS

	G-GS	S-A-Tot	TFL-Yds	Sk-Yds	Int-Yds	PBU	FF-FR
2018	6-0	2-4-6	0-0	0-0	0-0	0	0-0
Career	6-0	2-4-6	0-0	0-0	0-0	0	0-0

## WILLIAMS' GAME-BY-GAME DEFENSIVE STATS

2018	Opp	S-A-Tot	TFL-Yds	Sk-Yds	Int-Yds	PBU	FF-FR
8/30	at Tulane	0-1-1	0-0	0-0	0-0	0	0-0
9/8	Towson	0-1-1	0-0	0-0	0-0	0	0-0
9/13	Boston College	0-0-0	0-0	0-0	0-0	0	0-0
9/22	Notre Dame	0-1-1	0-0	0-0	0-0	0	0-0
9/29	Rice	0-1-1	0-0	0-0	0-0	0	0-0
10/6	Clemson	2-0-2	0-0	0-0	0-0	0	0-0

## WILLIE YARBARY DEFENSIVE LINE

R-Sr. ■ 6-2 ■ 280 ■ 3VL  
Augusta, Ga.  
Richmond Academy

48



2018 — Elected team captain for 2018 ... Matched career highs in tackles (5) and tackles for loss (2) in a season opening victory over Tulane (Aug. 30) ... Posted his second consecutive five-tackle game against Towson (Sept. 8), including a career-best four solo tackles ... Set a new career high with six total tackles against Boston College (Sept. 13) ... Matched his career-high with four solo stops against Notre Dame (Sept. 22).

## YARBARY'S CAREER DEFENSIVE STATS

	G-GS	S-A-Tot	TFL-Yds	Sk-Yds	Int-Yds	PBU	FF-FR
2015	11-0	4-7-11	0.5-1	0-0	0-0	0	0-0
2016	12-2	13-8-21	2.5-27	2.5-27	0-0	1	0-0
2017	13-13	14-16-30	7.5-21	2.0-5	0-0	1	0-0
2018	5-5	13-10-23	5.5-18	1.5-7	0-0	0	0-0
Career	31-20	44-41-85	16.0-67	6.0-39	0-0	2	0-0

## YARBARY'S GAME-BY-GAME DEFENSIVE STATS

2015	Opp	S-A-Tot	TFL-Yds	Sk-Yds	Int-Yds	PBU	FF-FR
9/3	Elon	2-1-3	0-0	0-0	0-0	0	0-0
9/12	at Syracuse	2-0-2	0-0	0-0	0-0	0	0-0
9/19	at Army	0-2-2	0.5-1	0-0	0-0	0	0-0
9/26	Indiana	0-1-1	0-0	0-0	0-0	0	0-0
10/3	Florida State	0-0-0	0-0	0-0	0-0	0	0-0
10/10	at Boston Col.	--INJ--					
10/17	at UNC	0-0-0	0-0	0-0	0-0	0	0-0
10/24	NC State	0-1-1	0-0	0-0	0-0	0	0-0
10/30	Louisville	0-0-0	0-0	0-0	0-0	0	0-0
11/14	at Notre Dame	0-0-0	0-0	0-0	0-0	0	0-0
11/21	at Clemson	0-2-2	0-0	0-0	0-0	0	0-0
11/28	Duke	0-0-0	0-0	0-0	0-0	0	0-0

2016	Opp	S-A-Tot	TFL-Yds	Sk-Yds	Int-Yds	PBU	FF-FR
9/1	Tulane	1-0-1	0-0	0-0	0-0	0	0-0
9/10	at Duke	--INJ--					
9/17	Delaware	0-1-1	0-0	0-0	0-0	0	0-0
9/23	at Indiana	1-0-1	0-0	0-0	0-0	0	0-0
10/1	at NC State	1-2-3	0-0	0-0	0-0	0	0-0
10/8	Syracuse	1-0-1	0-0	0-0	0-0	0	0-0
10/15	at Florida St.	1-0-1	0-0	0-0	0-0	0	0-0
10/29	Army	2-1-3	0-0	0-0	0-0	0	0-0
11/5	Virginia	0-0-0	0-0	0-0	0-0	0	0-0
11/12	at Louisville	2-0-2	2.0-16	2.0-16	0-0	0	0-0
11/19	Clemson	1-1-2	0-0	0-0	0-0	0	0-0
11/26	Boston College	2-0-2	0-0	0-0	0-0	1	0-0
12/27	vs. Temple	1-3-4	0.5-11	0.5-11	0-0	0	0-0

2017	Opp	S-A-Tot	TFL-Yds	Sk-Yds	Int-Yds	PBU	FF-FR
8/31	Presbyterian	0-1-1	0-0	0-0	0-0	0	0-0
9/9	at Boston Col.	2-3-5	1.0-1	0-0	0-0	0	0-0
9/16	Utah State	2-1-3	2.0-3	0-0	0-0	0	0-0
9/23	at App State	0-1-1	0-0	0-0	0-0	0	0-0
9/30	Florida State	2-2-4	2.0-12	0-0	0-0	0	0-0
10/7	at Clemson	1-1-2	0-0	0-0	0-0	0	0-0
10/21	at Ga. Tech	3-1-4	0-0	0-0	0-0	0	0-0
10/28	Louisville	1-0-1	1.0-2	1.0-2	0-0	1	0-0
11/4	at Notre Dame	0-0-0	0-0	0-0	0-0	0	0-0
11/11	at Syracuse	0-0-0	0-0	0-0	0-0	0	0-0
11/18	NC State	2-2-4	1.0-3	1.0-3	0-0	0	0-0
11/25	Duke	1-1-2	0-0	0-0	0-0	0	0-0
12/29	vs. Texas A&M	0-3-3	0.5-0	0-0	0-0	0	0-0

2018	Opp	S-A-Tot	TFL-Yds	Sk-Yds	Int-Yds	PBU	FF-FR
8/30	at Tulane	2-3-5	2.0-7	1.0-2	0-0	0	0-0
9/8							

# WAKE FOREST FOOTBALL

## THE LAST TIME...

### **A kickoff was returned for a touchdown:**

WAKE: Kevin Marion, vs. UNC, Oct. 27, 2007 (98 yds)  
OPP: Kermit Whitfield, vs. Florida State, Nov. 9, 2013 (97 yds)

### **A punt was returned for a touchdown:**

WAKE: Malik Grate, vs. Boston College, Sept. 13, 2018 (0 yds - recovered in end zone)  
OPP: Bra'Lon Cherry, vs. NC State, Oct. 24, 2015 (52 yds)

### **An interception was returned for a touchdown:**

WAKE: Chuck Wade, Jr., vs. Rice, Sept. 29, 2018 (60 yds)  
OPP: Ronald Walker, at Louisville, Nov. 12, 2016 (31 yds)

### **A fumble was recovered for a touchdown:**

WAKE: Essang Basseyy, vs. Rice, Sept. 29, 2018 (60 yds)  
OPP: Casey Blaser, at Duke, Nov. 29, 2014 (0 yards)

### **A safety was recorded:**

WAKE: vs. Utah State, Sept. 16, 2017  
OPP: vs. Syracuse, Oct. 8, 2016

### **A shutout was recorded:**

WAKE: Wake Forest 3, Boston College 0, Oct. 10, 2015  
OPP: Syracuse 13, Wake Forest 0, Nov. 2, 2013

### **A tie game was played:**

WAKE: Wake Forest 17, Rice 17, Sept. 30, 1989

### **An overtime game was played:**

WAKE: Wake Forest 23, Tulane 17, Aug. 30, 2018 (1OT)

### **A run went for 50+ yards:**

WAKE: Christian Beal-Smith, vs. Towson, Sept. 8, 2018 (52 yds)  
OPP: Five times, vs. Clemson, Oct. 6, 2018

### **A pass reception went for 50+ yards:**

WAKE: Sam Hartman to Greg Dortch (54 yds)  
vs. Rice, Sept. 29, 2018  
OPP: Trevor Lawrence to Justyn Ross (55 yds)  
vs. Clemson, Oct. 6, 2018

### **An individual rushed for 100+ yards in a game:**

WAKE: Matt Colburn II, vs. Boston College, Sept. 13, 2018 (117 yds)  
Cade Carney, vs. Boston College, Sept. 13, 2018 (116 yds)  
OPP: Travis Etienne, Lyn-J Dixon and Adam Choice, vs. Clemson, Oct. 6, 2018 (167, 163, 128 yds)

### **An individual rushed for 200+ yards in a game:**

WAKE: Matt Colburn II, at Syracuse, Nov. 11, 2017 (237 yds)  
OPP: Matthew Dayes, vs. NC State, Oct. 24, 2015 (205 yds)

### **Two teammates each rushed for 100+ yards in a game:**

WAKE: vs. Boston College (Matt Colburn II 117, Cade Carney 116), Sept. 13, 2018  
OPP: vs. Clemson (Travis Etienne 167, Lyn-J Dixon 163, Adam Choice 128), Oct. 6, 2018

### **An individual passed for 300+ yards in a game:**

WAKE: Sam Hartman, at Tulane, Aug. 30, 2018 (378 yds)  
OPP: Ian Book, vs. Notre Dame, Sept. 22, 2018 (325 yds)

### **An individual passed for 400+ yards in a game:**

WAKE: John Wolford, vs. Texas A&M, Dec. 29, 2017 (400 yds)  
OPP: Nick Starkel, vs. Texas A&M, Dec. 29, 2017 (499 yds)

### **An individual completed 20+ passes in a game:**

WAKE: Sam Hartman, vs. Boston College, Sept. 13, 2018 (20)  
OPP: Trevor Lawrence, vs. Clemson, Oct. 6, 2018 (20)

### **An individual completed 30+ passes in a game:**

WAKE: Sam Hartman, at Tulane, Aug. 30, 2018 (31)  
OPP: Tom Flacco, vs. Towson, Sept. 8, 2018 (35)

### **An individual completed 40+ passes in a game:**

WAKE: Rusty LaRue, vs. NC State, Nov. 18, 1995 (50)  
OPP: Nick Starkel, vs. Texas A&M, Dec. 29, 2017 (42)

### **An individual made 10+ receptions in a game:**

WAKE: Greg Dortch, vs. Rice, Sept. 29, 2018 (11)  
OPP: Christian Kirk, vs. Texas A&M, Dec. 29, 2017 (13)

### **An individual had 100+ receiving yards in a game:**

WAKE: Greg Dortch, vs. Rice, Sept. 29, 2018 (163)  
OPP: Jeff Smith, vs. Boston College, Sept. 13, 2018 (145)

### **An individual had 200+ receiving yards in a game:**

WAKE: John Henry Mills, at Duke, Nov. 30, 1990, (230 yds)  
OPP: Travis Rudolph, at Florida State, Oct. 15, 2016 (238)

### **An individual scored three touchdowns in a game:**

WAKE: Greg Dortch, vs. Rice, Sept. 29, 2018 (4)  
OPP: Travis Etienne, vs. Clemson, Oct. 6, 2018 (3)

### **An individual scored four touchdowns in a game:**

WAKE: Greg Dortch, vs. Rice, Sept. 29, 2018 (4)  
OPP: C. Brockington, Connecticut, Nov. 15, 2003 (4)

### **A 50-yard field goal was kicked:**

WAKE: Mike Weaver, vs. Clemson, Nov. 4, 2014 (50 yds)  
OPP: Ricky Aguayo, vs. Florida State, Sept. 30, 2017 (51 yds)

### **A team rushed for 200+ yards in a game:**

WAKE: vs. Notre Dame, Sept. 22, 2018 (259 yds)  
OPP: vs. Clemson, Oct. 6, 2018 (471 yds)

### **A team rushed for 300+ yards in a game:**

WAKE: vs. Towson, Sept. 8, 2018 (340 yds)  
OPP: vs. Clemson, Oct. 6, 2018 (471 yds)

### **A team rushed for 400+ yards in a game:**

WAKE: vs. Presbyterian, Sept. 2, 2010 (415 yds)  
OPP: vs. Clemson, Oct. 6, 2018 (471 yds)

### **A team rushed for 500+ yards in a game:**

WAKE: vs. Tulsa, Oct. 16, 1971 (528 yds)  
OPP: at Clemson, Oct. 31, 1981 (536 yds)

### **A team rushed for less than 100 yards in a game:**

WAKE: vs. NC State, Nov. 18, 2017 (87 yds)  
OPP: vs. Towson, Sept. 8, 2018 (65 yds)

### **A team passed for 300+ yards in a game:**

WAKE: at Tulane, Aug. 30, 2018 (378 yds)  
OPP: vs. Notre Dame, Sept. 22, 2018 (325 yds)

### **A team passed for 400+ yards in a game:**

WAKE: vs. Texas A&M, Dec. 29, 2017 (400 yds)  
OPP: vs. Texas A&M, Dec. 29, 2017 (499 yds)

### **A team passed for less than 100 yards in a game:**

WAKE: vs. Clemson, Oct. 6, 2018 (74 yds)  
OPP: at Georgia Tech, Oct. 21, 2017 (68 yds)

### **A team had 500 yards in total offense:**

WAKE: vs. Boston College, Sept. 13, 2018 (512 yds)  
OPP: vs. Clemson, Oct. 6, 2018 (698 yds)

### **A team had 600 yards in total offense:**

WAKE: vs. Texas A&M, Dec. 29, 2017 (646 yds)  
OPP: vs. Clemson, Oct. 6, 2018 (698 yds)

### **A team had 700 yards in total offense:**

WAKE: at Syracuse, Nov. 11, 2017 (734 yds) - School Record  
OPP: at Notre Dame, Nov. 4, 2017 (710 yds)

### **A team had less than 300 yards in total offense:**

WAKE: vs. Clemson, Oct. 6, 2018 (249 yds)  
OPP: vs. Utah State, Sept. 16, 2017 (267 yds)

### **A team had less than 200 yards in total offense:**

WAKE: vs. Clemson, Nov. 19, 2016 (197 yds)  
OPP: vs. Boston College, Nov. 26, 2016 (167 yds)

### **An individual kicked 3+ field goals:**

WAKE: Nick Sciba, vs. Towson, Sept. 8, 2018 (3)  
OPP: Ricky Aguayo, vs. Florida State, Sept. 30, 2017 (4)

### **An individual had 2+ interceptions:**

WAKE: Jessie Bates, at Indiana, Sept. 24, 2016 (2)  
OPP: Brandon Jackson, at Army, Sept. 19, 2015 (2)

### **A field goal was blocked:**

WAKE: Scotty Washington, at Appalachian State, Sept. 23, 2017  
OPP: vs. Texas A&M, Dec. 29, 2017

### **A punt was blocked:**

WAKE: Demetrius Kemp, vs. Boston College, Sept. 13, 2018  
OPP: Deshawn Capers-Smith, vs. Texas A&M, Dec. 29, 2017

### **A PAT was blocked:**

WAKE: Paris Black, at Georgia Tech, Oct. 21, 2017  
OPP: B.J. Hill, vs. NC State, Nov. 18, 2017

### **A team scored a defensive PAT:**

WAKE: vs. Presbyterian, Sept. 2, 2010  
OPP: at Syracuse, Nov. 11, 2017

### **Multiple blocked kicks in the same game:**

WAKE: Scotty Washington blocked a FG and Wendell Dunn blocked a PAT at Appalachian State, Sept. 23, 2017  
OPP: at Maryland, two punts blocked, Oct. 30, 2010

### **A team did not punt in a game:**

WAKE: Not since 1946  
OPP: at Clemson, Oct. 31, 1981

### **A player scored a touchdown on his birthday:**

WAKE: Josh Adams vs. Maryland, Sept. 22, 2007

# WAKE FOREST FOOTBALL

## OPPONENTS' SCHEDULES & RESULTS

### TULANE GREEN WAVE (2-4, 1-1 AAC)

Aug. 30	WAKE FOREST	L, 17-23 (OT)
Sept. 8	NICHOLLS	W, 42-17
Sept. 15	at UAB	L, 24-31
Sept. 22	at Ohio State	L, 6-49
Sept. 28	MEMPHIS*	W, 40-24
Oct. 6	at Cincinnati*	L, 21-37
Oct. 20	SMU*	3:30
Oct. 27	at Tulsa*	7:00
Nov. 3	at USF*	TBA
Nov. 10	EAST CAROLINA*	TBA
Nov. 15	at Houston*	TBA
Nov. 24	NAVY*	TBA

### TOWSON TIGERS (5-1, 3-0 CAA)

Sept. 1	at Morgan State	W, 36-10
Sept. 8	at Wake Forest	L, 20-51
Sept. 15	at Villanova*	W, 45-35
Sept. 29	THE CITADEL	W, 44-27
Oct. 6	STONY BROOK*	W, 52-28
Oct. 13	WILLIAM & MARY*	W, 29-13
Oct. 20	at Albany*	3:30
Oct. 27	at Delaware*	3:30
Nov. 3	MAINE*	4:00
Nov. 10	at Elon*	12:00
Nov. 17	JAMES MADISON*	2:00

### BOSTON COLLEGE EAGLES (5-2, 2-1 ACC)

Sept. 1	UMASS	W, 55-21
Sept. 8	HOLY CROSS	W, 62-14
Sept. 13	at Wake Forest*	W, 41-34
Sept. 22	at Purdue	L, 13-30
Sept. 29	TEMPLE	W, 45-35
Oct. 6	at NC State*	L, 23-28
Oct. 13	LOUISVILLE*	W, 38-20
Oct. 26	MIAMI*	7:00
Nov. 3	at Virginia Tech*	TBA
Nov. 10	CLEMSON*	TBA
Nov. 17	at Florida State*	TBA
Nov. 24	SYRACUSE*	TBA

### NOTRE DAME FIGHTING IRISH (7-0)

Sept. 1	MICHIGAN	W, 24-17
Sept. 8	BALL STATE	W, 24-16
Sept. 15	VANDERBILT	W, 22-17
Sept. 22	at Wake Forest	W, 56-27
Sept. 29	STANFORD	W, 38-17
Oct. 6	at Virginia Tech	W, 45-23
Oct. 13	PITTSBURGH	W, 19-14
Oct. 27	vs. Navy	8:00
Nov. 3	at Northwestern	TBA
Nov. 10	FLORIDA STATE	7:30
Nov. 17	SYRACUSE	2:30
Nov. 24	at USC	TBA

### RICE OWLS (1-6, 0-3 C-USA)

Aug. 25	PRAIRIE VIEW A&M	W, 31-28
Sept. 1	HOUSTON	L, 27-45
Sept. 8	at Hawaii	L, 29-43
Sept. 22	at Southern Miss*	L, 22-40
Sept. 29	at Wake Forest	L, 24-56
Oct. 6	UTSA*	L, 3-20
Oct. 13	UAB*	L, 0-42
Oct. 20	at FIU*	7:30
Oct. 27	at North Texas*	4:00
Nov. 3	UTEP*	3:30
Nov. 10	at Louisiana Tech*	TBA
Nov. 17	at LSU	TBA
Nov. 24	OLD DOMINION*	12:00

### CLEMSON TIGERS (6-0, 3-0 ACC)

Sept. 1	FURMAN	W, 48-7
Sept. 8	at Texas A&M	W, 28-26
Sept. 15	GEORGIA SOUTHERN	W, 38-7
Sept. 22	at Georgia Tech*	W, 49-21
Sept. 29	SYRACUSE*	W, 27-23
Oct. 6	at Wake Forest*	W, 63-3
Oct. 20	NC STATE*	3:30
Oct. 27	at Florida State*	12:00
Nov. 3	LOUISVILLE*	TBA
Nov. 10	at Boston College*	TBA
Nov. 17	DUKE*	TBA
Nov. 24	SOUTH CAROLINA	TBA

### FLORIDA STATE SEMINOLES (3-3, 1-3 ACC)

Sept. 3	VIRGINIA TECH*	L, 3-24
Sept. 8	SAMFORD	W, 36-26
Sept. 15	at Syracuse*	L, 7-30
Sept. 22	NORTHERN ILLINOIS	W, 37-19
Sept. 29	at Louisville*	W, 28-24
Oct. 6	at Miami*	L, 27-28
Oct. 20	WAKE FOREST*	3:30
Oct. 27	CLEMSON*	12:00
Nov. 3	at NC State*	TBA
Nov. 10	at Notre Dame	7:30
Nov. 17	BOSTON COLLEGE*	TBA
Nov. 24	FLORIDA	TBA

### LOUISVILLE CARDINALS (2-5, 0-4 ACC)

Sept. 1	vs. Alabama	L, 15-51
Sept. 8	INDIANA STATE	W, 31-7
Sept. 15	WESTERN KENTUCKY	W, 20-17
Sept. 22	at Virginia*	L, 3-27
Sept. 29	FLORIDA STATE*	L, 24-28
Oct. 5	GEORGIA TECH*	L, 31-66
Oct. 13	at Boston College*	L, 20-38
Oct. 27	WAKE FOREST*	12:00
Nov. 3	at Clemson*	TBA
Nov. 9	at Syracuse*	7:00
Nov. 17	NC STATE*	TBA
Nov. 24	KENTUCKY	TBA

### SYRACUSE ORANGE (4-2, 1-2 ACC)

Aug. 31	at Western Kentucky	W, 55-42
Sept. 8	WAGNER	W, 62-10
Sept. 15	FLORIDA STATE*	W, 30-7
Sept. 22	UCONN	W, 51-21
Sept. 29	at Clemson*	L, 23-27
Oct. 6	at Pittsburgh*	L, 37-44 (OT)
Oct. 20	NORTH CAROLINA*	12:20
Oct. 27	NC STATE*	TBA
Nov. 3	at Wake Forest*	TBA
Nov. 9	LOUISVILLE*	7:00
Nov. 17	at Notre Dame	2:30
Nov. 24	at Boston College*	TBA

### NC STATE WOLFPACK (5-0, 2-0 ACC)

Sept. 1	JAMES MADISON	W, 24-13
Sept. 8	GEORGIA STATE	W, 41-7
Sept. 15	WEST VIRGINIA	Canceled
Sept. 22	at Marshall	W, 37-20
Sept. 29	VIRGINIA*	W, 35-21
Oct. 6	BOSTON COLLEGE*	W, 28-23
Oct. 20	at Clemson*	3:30
Oct. 27	at Syracuse*	TBA
Nov. 3	FLORIDA STATE*	TBA
Nov. 8	WAKE FOREST*	7:30
Nov. 17	at Louisville*	TBA
Nov. 24	at North Carolina*	TBA
Dec. 1	EAST CAROLINA	TBA

### PITTSBURGH PANTHERS (3-4, 2-1 ACC)

Sept. 1	ALBANY	W, 33-7
Sept. 8	PENN STATE	L, 6-51
Sept. 15	GEORGIA TECH*	W, 24-19
Sept. 22	at North Carolina*	L, 35-38
Sept. 29	at UCF	L, 14-45
Oct. 6	SYRACUSE*	W, 44-37 (OT)
Oct. 13	at Notre Dame	L, 14-19
Oct. 27	DUKE*	3:30
Nov. 2	at Virginia*	7:30
Nov. 10	VIRGINIA TECH*	TBA
Nov. 17	at Wake Forest*	TBA
Nov. 24	at Miami*	TBA

### DUKE BLUE DEVILS (5-1, 1-1 ACC)

Aug. 31	ARMY WEST POINT	W, 34-14
Sept. 8	at Northwestern	W, 21-7
Sept. 15	at Baylor	W, 40-27
Sept. 22	NORTH CAROLINA CENTRAL	W, 55-13
Sept. 29	VIRGINIA TECH*	L, 14-31
Oct. 13	at Georgia Tech*	W, 28-14
Oct. 20	VIRGINIA*	12:30
Oct. 27	at Pittsburgh*	3:30
Nov. 3	at Miami*	TBA
Nov. 10	NORTH CAROLINA*	TBA
Nov. 17	at Clemson*	TBA
Nov. 24	WAKE FOREST*	TBA