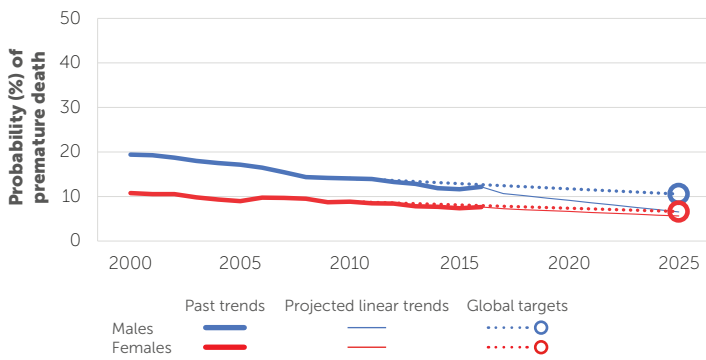


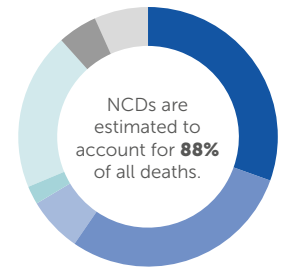
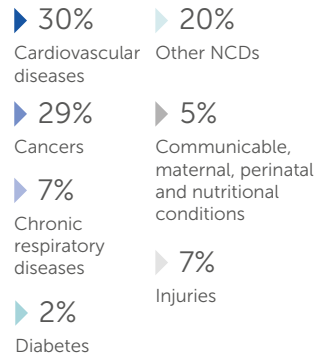
LUXEMBOURG

2016 TOTAL POPULATION: 576 000
2016 TOTAL DEATHS: 3 900

RISK OF PREMATURE DEATH DUE TO NCDs (%)



PROPORTIONAL MORTALITY

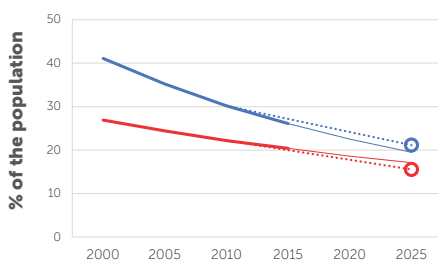


21 500 LIVES CAN BE SAVED BY 2025 BY IMPLEMENTING ALL OF THE WHO "BEST BUYS"

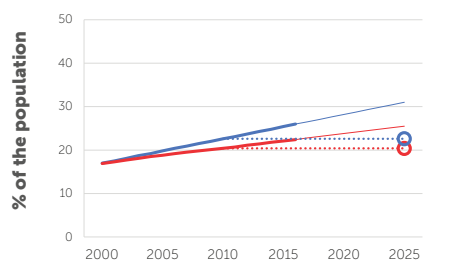
		NATIONAL TARGET SET		DATA YEAR	MALES	FEMALES	TOTAL
MORTALITY							
	Premature mortality from NCDs	X	Total NCD deaths	2016	1 700	1 700	3 500
			Risk of premature death between 30-70 years (%)	2016	12	8	10
	Suicide mortality	-	Suicide mortality rate (per 100 000 population)	2016	-	-	13
RISK FACTORS							
	Harmful use of alcohol	X	Total alcohol per capita consumption, adults aged 15+ (litres of pure alcohol)	2016	20	6	13
	Physical inactivity	X	Physical inactivity, adults aged 18+ (%)	2016	28	32	30
	Salt/Sodium intake	X	Mean population salt intake, adults aged 20+ (g/day)	2010	11	10	10
	Tobacco use	X	Current tobacco smoking, adults aged 15+ (%)	2016	25	20	23
	Raised blood pressure	X	Raised blood pressure, adults aged 18+ (%)	2015	32	21	26
	Diabetes	X	Raised blood glucose, adults aged 18+ (%)	2014	8	5	7
	Obesity	X	Obesity, adults aged 18+ (%)	2016	26	22	24
			Obesity, adolescents aged 10-19 (%)	2016	9	5	7
	Ambient air pollution	-	Exceedance of WHO guidelines level for annual PM2.5 concentration (proportion)	2016	-	-	1
	Household air pollution	-	Population with primary reliance on polluting fuels and technologies (%)	2016	-	-	<5

SELECTED ADULT RISK FACTOR TRENDS

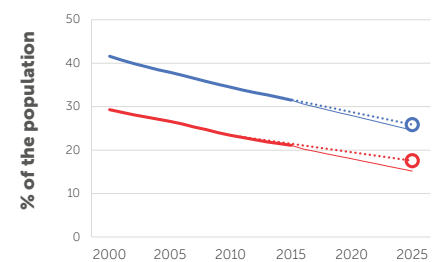
CURRENT TOBACCO SMOKING



OBESITY



RAISED BLOOD PRESSURE



Past trends Projected linear trends Global targets
Males Females

NATIONAL SYSTEMS RESPONSE

	Drug therapy to prevent heart attacks and strokes	X	Proportion of population at high risk for CVD or with existing CVD (%)	-	...
			Proportion of high risk persons receiving any drug therapy and counselling to prevent heart attacks and strokes (%)	-	...
			Proportion of primary health care centres reported as offering CVD risk stratification	2017	Don't know
			Reported having CVD guidelines that are utilized in at least 50% of health facilities	2017	No
	Essential NCD medicines and basic technologies to treat major NCDs	X	Number of essential NCD medicines reported as "generally available"	2017	10 out of 10
			Number of essential NCD technologies reported as "generally available"	2017	4 out of 6

... = no data available