



भारत सरकार
GOVERNMENT OF INDIA
विद्युत मंत्रालय
MINISTRY OF POWER
केन्द्रीय विद्युत प्राधिकरण
CENTRAL ELECTRICITY AUTHORITY

भारत में विद्युत टैरिफ़ तथा शुल्क दरें

TARIFF & DUTY OF ELECTRICITY SUPPLY IN INDIA

मार्च, 2014
March, 2014

{ विद्युत अधिनियम, 2003 की धारा (i) और (j) के अंतर्गत के0वि0प्रा0 के दायित्व के निर्वहन हेतु }
[In fulfillment of CEA's obligation under Section 73 (i) & (j) of Electricity Act, 2003]

DISCLAIMER

The information contained in this report is compiled from the Tariff Orders issued by various State Electricity Regulatory Commissions or Tariff Notices issued by various State Power Utilities. Utmost care has been taken to ensure that the information compiled is free from errors. However, Central Electricity Authority makes no representation or warranty, express or implied, as to the accuracy or completeness of any such information. Central Electricity Authority shall not be liable for any losses incurred by users from any use of this publication or its contents.

भाग - 1
टैरिफों का विहंगावलोकन

PART-1
OVERVIEW OF TARIFFS

विषय सूची - CONTENTS

क्रमांक S.No.	शीर्षक	Title	पृष्ठ सं० Page No.
1.	प्राक्कथन	Foreword	1-2
2.	प्रस्तावना	Preface	3-4
भाग-1		Part-1	
	टैरिफों का विहंगावलोकन	Overview of Tariffs	
3.	विहंगावलोकन	Overview	5
4.	देश में श्रेणीवार अधिकतम एवं न्यूनतम अनुमानित औसत विद्युत दरें - विभिन्न भार / खपत स्तर के अनुसार	Category-wise maximum and minimum estimated average rates of electricity in the country at various loads/ consumption levels.	7-11
5.	उपभोक्ता श्रेणियों का राज्यवार ब्यौरा जहाँ कृषि के लिये विद्युत आपूर्ति निशुल्क है।	State-wise details of consumers categories where agricultural power is free	12
6.	उपभोक्ता श्रेणियों का राज्यवार ब्यौरा जहाँ कृषि के लिए विद्युत आपूर्ति नियत है।	State-wise details of consumers categories where agricultural power is at fixed rate	12
7.	उपभोक्ता श्रेणियों का राज्यवार ब्यौरा जहाँ गैर-कृषि विद्युत की आपूर्ति निशुल्क है।	State-wise details of consumer categories where non- agricultural power is free	13
8.	उपभोक्ता श्रेणियों का राज्यवार ब्यौरा जहाँ गैर-कृषि विद्युत की आपूर्ति नियत है।	State-wise details of consumer categories where non-agricultural power is at fixed rate	13
9.	विभिन्न राज्यों/संघ शासित क्षेत्रों में विद्युत शुल्क / कर / उपकर / अधिभार	Details of electricity duty/ tax /cess / surcharge in various States / Union Territories	14-15
10.	विद्युत राज्यों में टी.आ.डी.टैरिफ योजना का सारांश	Summary of Time of the Day (TOD) Tariff Schemes in various states	16-17
11.	कुटीर ज्योति /भाग्य ज्योति /लोकदीप/गरीबी रेखा के नीचे / जीवन धारा/ लाइफ लाइन/ जे जे क्लस्टर और आय वर्ग उपभोक्ताओं के लिए विद्युत आपूर्ति योजना का सारांश	Summary of power supply schemes for Kutir Jyoti/ Bhagyajyoti/ Lokdeep / Below Poverty Line (BPL)/ Jeevan Dhara/ Life Line/ JJ Cluster and Low Income Group Consumers	18-20
भाग-2		Part-2	
12.	राज्यों/संघ शासित क्षेत्रों द्वारा विभिन्न उपोक्ता श्रेणियों के लिये अभिज्ञापित की गई विद्युत टैरिफ का सारांश	Summary of Notified Tariffs of Electricity for various categories of consumers in States/Union Territories	
यूटिलिटी का नाम		Name of Utility	
	अण्डमान व निकोबार	A & N Islands	21
	आंध्र प्रदेश	Andhra Pradesh	22-24
	अरुणाचल प्रदेश	Arunachal Pradesh	25
	आसाम	Assam	26-27
	बिहार	Bihar	28-30
	चंडीगढ़	Chandigarh	31
	छत्तीसगढ़	Chhattishgarh	32-33
	दादरा व नागर हवेली	Dadra & Nagar Haveli	34
	दमन व दीव	Daman & Diu	35
	दिल्ली (बीआरपीएल/बीवाईपीएल/एनडीपीएल)	Delhi (BRPL/BYPL/NDPL)	36-37

क्रमांक S.No.	शीर्षक	Title	पृष्ठ सं० Page No.
	दिल्ली (एनडीएमसी)	Delhi (NDMC)	38
	गोआ	Goa	39-40
	गुजरात	Gujarat	41-43
	अहमदाबाद (टॉरन्ट पावर लि०)	Ahmedabad (Torrent Power Ltd.)	44-45
	सूरत (टॉरन्ट पावर लि०)	Surat (Torrent Power Ltd.)	46-47
	हरियाणा	Haryana	48-49
	हिमाचल प्रदेश	Himachal Pradesh	50-53
	जम्मू व कश्मीर	Jammu & Kashmir	54-55
	झारखंड	Jharkhand	56-57
	कर्नाटक	Karnataka	58-60
	केरल	Kerala	61-63
	लक्षद्वीप	Lakshadweep	64
	मध्य प्रदेश	Madhya Pradesh	65-70
	महाराष्ट्र	Maharashtra	71-72
	मुंबई (बैस्ट)	Mumbai (B.E.S.T.)	73-74
	मुंबई (रिलायंस इनर्जी)	Mumbai (Reliance Energy)	75
	मुंबई (टाटा)	Mumbai (TATA)	76
	मणिपुर	Manipur	77-78
	मेघालय	Meghalaya	79
	मिजोरम	Mizoram	80-81
	नागालैंड	Nagaland	82
	उड़ीसा	Orissa	83-84
	पुदुचेरी	Puducherry	85
	पंजाब	Punjab	86-87
	राजस्थान	Rajasthan	88-89
	सिक्किम	Sikkim	90-91
	तमिलनाडु	Tamil Nadu	92-93
	त्रिपुरा	Tripura	94-95
	उत्तराखंड	Uttarakhand	96-97
	उत्तर प्रदेश	Uttar Pradesh	98-100
	पश्चिम बंगाल	West Bengal	101-104
	कोलकत्ता (सी०ई०एस०सी०) पश्चिम बंगाल	West Bengal - Kolkata (CESC)	105-107
	डी०वी०सी०	D.V.C	108
	दुर्गापुर प्रोजेक्ट्स लि० (पश्चिम बंगाल)	West Bengal (Durgapur Projects Ltd.)	109-111
	डी०पी०एस०सी० (पश्चिम बंगाल)	West Bengal (DPSC Ltd.)	112-114

भाग-3

Part-3

13. विद्युत आपूर्ति तथा विद्युत शुल्क की औसत दरें

Average Rates of Electricity Supply and Electricity Duty

ता० सं० Tab. No.	स्वीकृत लोड Sanctioned Load	मासिक खपत Monthly Consumption	पृष्ठ सं० Page No.
	घरेलू - DOMESTIC		
1(a)	1 KW	100 Units/Month	115
1(b)	2 KW	200 Units/Month	116
1(c)	4 KW	400 Units/Month	118
1(d)	6 KW	600 Units/Month	119
1(e)	8 KW	800 Units/Month	121
1(f)	10 KW	1000 Units/Month	122

<u>तालिका सं०</u> <u>Table No.</u>	<u>स्वीकृत लोड</u> <u>Sanctioned Load</u>	<u>मासिक खपत</u> <u>Monthly Consumption</u>	<u>पृष्ठ सं०</u> <u>Page No.</u>
वाणिज्यिक - COMMERCIAL			
2(a)	2 KW	300 Units/Month	124
2(b)	5 KW	750 Units/Month	126
2(c)	10 KW	1500 Units/Month	127
2(d)	20 KW	3000 Units/Month	129
2(e)	30 KW	4500 Units/Month	131
2(f)	40 KW	6000 Units/Month	132
2(g)	50 KW	7500 Units/Month	134
कृषि - AGRICULTURE			
3(a)	2HP	400 Units/Month	136
3(b)	3HP	600 Units/Month	137
3(c)	5HP	1000 Units/Month	139
3(d)	10HP	2000 Units/Month	140
लघु उद्योग - SMALL INDUSTRIES			
4(a)	5 KW	750 Units/Month	142
4(b)	10 KW	1500 Units/Month	143
4(c)	15KW	2250 Units/Month	145
मध्यम उद्योग - MEDIUM INDUSTRIES			
5(a)	50KW	7500 Units/Month	147
5(b)	100 KW	15000 Units/Month	148
बड़े उद्योग - 11 कि० वा० पर - LARGE INDUSTRIES- at 11 KV			
6(a)	250 KW (40% L.F)	73000 Units/Month	150
6(b)	250 KW (60% L.F)	109500 Units/Month	151
6(c)	500 KW (40% L.F)	146000 Units/Month	153
6(d)	500 KW (60% L.F)	219000 Units/Month	154
6(e)	1000 KW (40% L.F)	292000 Units/Month	156
6(f)	1000 KW (60% L.F)	438000 Units/Month	157
6(g)	5000 KW (40% L.F)	1460000 Units/Month	159
6(h)	5000 KW (60% L.F)	2190000 Units/Month	160
6(i)	10000 KW (40%L.F)	2920000 Units/Month	162
6(j)	10000 KW (60%L.F)	4380000 Units/Month	163
6(k)	20000 KW (40%L.F)	5840000 Units/Month	165
6(l)	20000 KW (60%L.F)	8760000 Units/Month	166
बड़े उद्योग - 33 कि० वा० पर - LARGE INDUSTRIES - at 33KV			
7(a)	5000 KW(40% L.F)	1460000 Units/Month	168
7(b)	5000 KW(60% L.F)	2190000 Units/Month	168
7(c)	10000 KW(40% L.F)	2920000 Units/Month	170
7(d)	10000 KW(60% L.F)	4380000 Units/Month	170
7(e)	20000 KW(40% L.F)	5840000 Units/Month	172
7(f)	20000 KW(60% L.F)	8760000 Units/Month	172
7(g)	50000 KW(40% L.F)	14600000 Units/Month	174
7(h)	50000 KW(60% L.F)	21900000 Units/Month	175
पावर इन्टेन्सिव उद्योग - POWER INTENSIVE INDUSTRIES			
8(a).	50000 KW(60% L.F)	21900000 Units/Month	177
8(b).	50000 KW(80% L.F)	29200000 Units/Month	177
रेलवे ट्रैक्शन - RAILWAY TRACTION			
9.	12500 KW	2500000 Units/Month	179



नीरजा माथुर

दूरभाष (का०) Telephone (O) : 011-26102583

टेलीफैक्स Telefax : 011-26109212

ई-मेल E-mail : chair@nic.in

अध्यक्ष

तथा पदेन सचिव भारत सरकार

केन्द्रीय विद्युत प्राधिकरण

रामकृष्ण पुरम्

CHAIRPERSON & EX-OFFICIO SECRETARY
TO THE GOVERNMENT OF INDIA
CENTRAL ELECTRICITY AUTHORITY
SEWA BHAWAN, R. K. PURAM

नई दिल्ली-110066

NEW DELHI-110066

प्राक्कथन

मुझे केंद्रीय विद्युत प्राधिकरण के द्विभाषी प्रकाशन 'भारत में विद्युत आपूर्ति के दर सूची एवं शुल्क' के मार्च, 2014 संस्करण को प्रस्तुत करते हुए हार्दिक प्रसन्नता हो रही है। इस प्रकाशन में विभिन्न राज्यों के अधिसूचित दर सूचियों पर नियामक आंकड़ों का संग्रह, उपभोक्ताओं की विभिन्न श्रेणियों के लिए विद्युत आपूर्ति एवं विद्युत शुल्क की औसत दरों पर अनुमानित आंकड़ों के साथ-साथ उपभोक्ताओं के विशिष्ट वर्ग हेतु विद्युत आपूर्ति योजनाओं के संक्षिप्त आंकड़े उपलब्ध कराए गए हैं।

इसमें प्रकाशित बिजली की अनुमानित औसत दरें विभिन्न राज्य विद्युत यूलिटियों/राज्य नियामक आयोगों से प्राप्त दर सूची अधिसूचनाओं और दर सूची संबंधी आदेशों के आधार पर संकलित की गई हैं। आंकड़ों को इस प्रकार से प्रस्तुत किया गया है कि उपभोक्ता विभिन्न राज्यों/संघ शासित क्षेत्रों में विशेष वर्ग के उपभोक्ता के लिए विद्युत विद्युत की अनुमानित तुलनात्मक दरों पर संपूर्ण सूचना का अवलोकन एक ही नजर में कर सके।

विभिन्न उपभोक्ता श्रेणियों के लिए इन प्रभावी दरों को तैयार करते हेतु विभिन्न स्वीकृत भार के लिए पृथक ऊर्जा खपत की परिकल्पना करते हुए, विद्युत उपकरणों के प्रयोग में वृद्धि तथा रहन-सहन के स्तर में वृद्धि को ध्यान में रखते हुए तैयार किया गया है। इसके अतिरिक्त (i) विभिन्न उपभोक्ता श्रेणियों पर आरोप्य राज्यवार विद्युत शुल्क/कर/उपकर/अधिभार, (ii) उन राज्यों में टाईम ऑफ डे (टीओडी) दर सूची योजना, जहां यह आरंभ किया गया है, (iii) कुटीर ज्योति/भाग्य ज्योति/लोकदीप/गरीबी रेखा से नीचे/जीवन धारा/ जे जे समूह तथा निम्न आय वर्ग उपभोक्ताओं के लिए भारत सरकार की विशेष विद्युत आपूर्ति योजना तथा (iv) राज्य-वार ब्यौरा जहां कृषि एवं गैर कृषि विद्युत निशुल्क है और जहां मीटर के बिना विद्युत की दरें नियत हैं जैसे कुछ विषयों पर संग्रहित सूचना को अलग से संक्षिप्त रूप में शामिल किया गया है।

मैं देश के सभी राज्य विद्युत नियामक आयोगों, वितरण कंपनियों, राज्य विद्युत बोर्डों, विद्युत विभागों तथा अन्य विद्युत यूलिटियों को केंद्रीय विद्युत प्राधिकरण को सूचना उपलब्ध कराने में सहयोग के लिए हार्दिक कृतज्ञता तथा आभार प्रकट करती हूं तथा भविष्य में भी उनसे निरंतर सहयोग की आशा करती हूं।

जून, 2014

(नीरजा माथुर)



Neerja Mathur

दूरभाष (का०) Telephone (O) : 011-26102583
टेलीफैक्स Telefax : 011-26109212
ई-मेल E-mail : chair@nic.in

अध्यक्ष

तथा पदेन सचिव भारत सरकार
केन्द्रीय विद्युत प्राधिकरण
रामकृष्ण पुरम्

CHAIRPERSON & EX-OFFICIO SECRETARY
TO THE GOVERNMENT OF INDIA
CENTRAL ELECTRICITY AUTHORITY
SEWA BHAWAN, R. K. PURAM

नई दिल्ली-110066

NEW DELHI-110066

FOREWORD

I have great pleasure in presenting the March 2014 edition of annual publication titled "Tariff & Duty of Electricity Supply in India", a bilingual publication brought out by Central Electricity Authority. The publication provides assimilation of regulatory data on notified tariffs of various States, the estimated data on average rates of electricity supply & electricity duty for different categories of consumers, as well as, summarized data on power supply schemes for special category of consumers.

The estimated average rates of electricity published herein have been computed on the basis of tariff notifications and tariff orders received from various State Power Utilities/State Regulatory Commissions. The data have been presented in such a manner so as to enable the user to have a complete information on estimated comparative rates of electricity for a particular category of consumer in different State / Union Territories at a glance.

These effective rates for different consumer categories have been worked out assuming different energy consumption for various sanctioned load, keeping in view the urbanization, increase in usage of electricity appliances and improvement in the standard of living. Further, separate summary has been added on information collected on features such as (i) State wise electricity duty/ tax/ cess/ surcharge leviable on various consumer categories, (ii) time of day (TOD) tariff schemes in the States where it has been introduced, (iii) special power supply schemes of GOI for Kutir-Jyoti/ Bhagyajyoti/ Lokdeep/ Below Poverty Line (BPL)/ Jeevan Dhara/ JJ Clusters and Low Income group Consumers and (iv) State wise details where agriculture & non-agriculture power is free and where un-metered power is at fixed rate.

I express my sincere gratitude and convey my appreciation to all the SERCs, Distribution Companies, SEBs, Power Departments and other Power Utilities in the country for their co-operation in furnishing the information to CEA and look forward to their continued support in future.

June, 2014


(Neerja Mathur)



सत्यमेव जयते

डॉ. जय पाल सिंह

दूरभाष (का०)
TELEPHONE (O)
TELEFAX (O)

सदस्य

तथा पदेन अपर सचिव भारत सरकार

केन्द्रीय विद्युत प्राधिकरण

सेवा भवन, रामाकृष्णा पुरम्

(आर्थिक एवं वाणिज्यिक)

MEMBER

& EX-OFFICIO ADDL. SECRETARY TO THE GOVERNMENT OF INDIA

CENTRAL ELECTRICITY AUTHORITY

SEWA BHAWAN, R.K. PURAM

नई दिल्ली - 110066

NEW DELHI-110066

प्रस्तावना


केन्द्रीय विद्युत प्राधिकरण द्वारा विद्युत अधिनियम, 2003 की धारा (झ) और (ज) के अंतर्गत दायित्वों का निर्वहन करते हुए विद्युत क्षेत्र से जुड़ी हुई सूचना/सांख्यिकी का समय-समय पर संकलन, आलेखन एवं प्रकाशन किया जाता है। तदनुसार 'भारत में विद्युत दर सूची तथा शुल्क' नामक पुस्तक के मार्च, 2014 संस्करण का प्रकाशन किया जा रहा है। राजभाषा विभाग की अपेक्षाओं को पूरा करते हुए इस वार्षिक पुस्तक का द्विभाषी प्रकाशन किया गया है ताकि समाज के बड़े हिस्से के लिए यह उपयोगी बने।

राज्य विद्युत नियामक आयोगों/राज्य विद्युत यूटिलिटीयों द्वारा जारी दर सूची संबंधी आदेशों और दर सूची अधिसूचनाओं के आधार पर खुदरा दर सूची को व्यापक रूप से सारणीबद्ध करते हुए आधारभूत नियामक आंकड़े तैयार किए गए हैं। इस प्रकाशन में विद्युत की प्रभावी अनुमानित दरों के परिकलन में विद्युत उपभोक्ता द्वारा विभिन्न स्तरों पर संभावित उपयोग, तीव्र गति से हो रहे शहरीकरण, विद्युत उपकरणों के प्रयोग में वृद्धि एवं क्रमशः समुन्नत हो रहे जीवन स्तर को ध्यान में रखा गया है। इसके अलावा सुलभ संदर्भ हेतु सूचनाओं को अलग से भी कुछ शीर्षकों जैसे (i) विभिन्न उपभोक्ता श्रेणियों पर राज्यवार लगने वाले विद्युत शुल्क/कर/उपकर/अधिभार, (ii) टाइम ऑफ डे (टीओडी) दर सूची योजनाएं (iii) भारत सरकार की कुटीर ज्योति/भाग्य ज्योति/लोकदीप/गरीबी रेखा से नीचे/जीवन धारा/जीवन रेखा/जे जे समूह आदि को विशेष विद्युत आपूर्ति योजनाएं और (iv) राज्यवार ब्यौरा जहां कृषि और गैर कृषि विद्युत मुफ्त हैं और जहां मीटर विद्युत की दर नियत है कि अंतर्गत संकलित किया गया है।

आंकड़ों का संकलन, विश्लेषण एवं उपयोगरूप में प्रस्तुतीकरण का कार्य केन्द्रीय विद्युत प्राधिकरण के वित्तीय अध्ययन एवं सहायता प्रभाग द्वारा किया गया है। मैं इस प्रकाशन में इस प्रभाग के अधिकारियों और कर्मचारियों के अथक प्रयासों का, विशेष रूप से श्री ए. आर. के. मूर्ति, परामर्शदाता द्वारा किया गए सराहनीय कार्य का उल्लेख करता हूँ।

मेरा विश्वास है कि पुस्तक में प्रस्तुत जानकारियों सभी विद्युत विभागों, वितरण कंपनियों, सार्वजनिक यूटिलिटीयों और विद्युत क्षेत्र के अन्य हितधारकों के साथ ही आम जनता के लिए भी उपयोगी सिद्ध होगी। आंकड़ों को उपयोगी सूचना के रूप में प्रकाशित करने की प्रासंगिकता का महत्व इन सूचनाओं का अपने विश्लेषण कार्यों में उपयोग करने वाले व्यक्तियों द्वारा विशेष रूप से समझा जा सकता है।

इस परिप्रेक्ष्य में वर्तमान संस्करण की अंतर्वस्तु और ब्यौरों को बेहतर बनाने के लिए सभी संबंधितों के सुझावों का स्वागत है। कोई भी सुझाव/टिप्पणी, दस्तावेज में भूलवश हुई त्रुटियों की सूचना मुख्य अभियंता, वित्तीय अध्ययन एवं सहायता प्रभाग, केन्द्रीय विद्युत प्राधिकरण, 619 (उत्तर), सेवा भवन, आर.के.पुरम्., नई दिल्ली-110066 (ई-मेल का पता mpsingh1967@gmail.com) को भेजने की कृपा करें।


(डॉ. जय पाल सिंह)

जून, 2014



Dr. Jai Pal Singh

दूरभाष (का०)
TELEPHONE (O)
TELEFAX (O)

सदस्य

तथा पदेन अपर सचिव भारत सरकार

केन्द्रीय विद्युत प्राधिकरण

सेवा भवन, रामाकृष्णा पुरम्

MEMBER (Economic & Commercial)

& EX-OFFICIO ADDL. SECRETARY TO THE GOVERNMENT OF INDIA

CENTRAL ELECTRICITY AUTHORITY

SEWA BHAWAN, R.K. PURAM

नई दिल्ली - 110066

NEW DELHI-110066

PREFACE

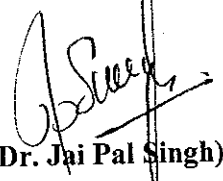
The Central Electricity Authority is required to collect, record and make public, from time to time, the information/statistics about the Indian Power Sector under Section 73(i) & (j) of Electricity Act, 2003. In fulfillment of this obligation, the March 2014 edition of the publication titled “**Tariff & Duty of Electricity Supply in India**” has been brought out. This annual book is published bilingually to fulfill the requirements of Raj Bhasha Vibhag.

In addition to a comprehensive tabulation of the retail tariffs as per tariff orders issued by the State Electricity Regulatory Commissions, the effective rates of electricity have also been presented in this publication based on assumed consumption at various levels of consumer end loads, taking into account the faster pace of urbanization, increased usage of electrical appliances and gradual improvement in the standard of living. Further, so as to have ease of reference, the information has also been separately compiled under the headings of (i) State wise electricity duty/ tax/ cess/ surcharge leviable on various consumer categories, (ii) time of day (TOD) tariff schemes, (iii) special power supply schemes of GOI for Kutir-Jyoti/ Bhagyajyoti/ Lokdeep/ BPL/ Jeevan Dhara/ Life Line/ JJ Cluster etc. and (iv) State wise details where agriculture & non-agriculture power is free and where un-metered power is at fixed rate.

The compilation & analysis of the data and its presentation in usable formats have been carried out by the Financial Studies & Assistance Division of CEA. I would like to place on record my appreciation of the efforts made by the officers & staff of the Division with special mention of the commendable work done by Shri A. R. K. Moorthy, Consultant in bringing out the publication.

I hope that the information presented in this book would be found useful by all the Power Departments, Distribution companies, public utilities and other stakeholders in the power sector. The relevance of the data which gets converted ultimately into usable information can best be appreciated by those who use the information in their analysis. With this in view, we solicit suggestions from all concerned for further improving the content and details presented in the current edition. All suggestions/comments, as also intimation for any unintended errors observed in the document may kindly be sent to the Chief Engineer, FS&A Division, Central Electricity Authority, 619(N), Sewa Bhawan, R.K.Puram, New Delhi-110066 (e-mail address: mpsingh1967@gmail.com).

June, 2014


(Dr. Jai Pal Singh)

OVERVIEW

As mandated by the Electricity Act, 2003, Central Electricity Authority compiles and publishes the consumer tariffs applicable in various utilities across the country as well as the estimated average rates of electricity applicable to the various consumer categories with a view to provide a ready reckoner for comparison. In this edition, tariff revisions subsequent to the previous edition of the publication have been incorporated. Tariff applicable in about 45 states/utilities have been indicated.

A quick glance through this publication enables the user to know the electricity tariffs applicable to different categories of consumers in various states in the country. The tariff rates have been obtained from the tariff orders issued by the State Electricity Regulatory Commissions or the tariff notifications issued by the concerned State Distribution Companies, SEBs, Power Departments and other Power Utilities in the country. Also, the dates from which the current tariff plans were originally made effective have been indicated so as to enable the user to know as to since when the current tariff plans have been in existence.

The information contained in this book has been divided in three parts. The "Part-1" includes condensed information on some selected items of interest, detailed information on which is available in the later sections of the document. "Part-2" consists of the summary of the Tariff Notifications/Tariff Orders issued by the various SERCs, Discoms, SEBs, PDs etc. In the "Part-3", a comparative study of the estimated average rates of electricity for various consumer categories at various assumed power consumption/demand levels for all the distribution utilities has been provided. This is supported by graphical representation of the data in the form of bar charts.

For ease of reference, the information has been separately compiled under four headings, viz. (i) electricity duty/ tax/ cess/ octroi leviable on various consumer categories (ii) time of day (TOD) tariff schemes in the States where it has been introduced, (iii) power supply schemes for Kutir-Jyoti / Bhagyajyoti / Lokdeep / Below Poverty Line / Jeevan Dhara / Life Line / JJ Cluster and low income group consumers and (iv) Statewise details where agriculture & non-agriculture power is free and where un-metered power is at fixed rate.

There exists a wide variation in the structure of electricity tariffs and duties viz. number of slabs of the connected load, range of electricity consumption for a particular tariff etc., even for the same category of consumers considered by the different SERCs / Discoms / SEBs / PDs. Therefore, in order to make a general comparison of consumer tariffs, the average rates have been worked out for various categories of consumers in the country by adopting methodology as indicated in the following para.

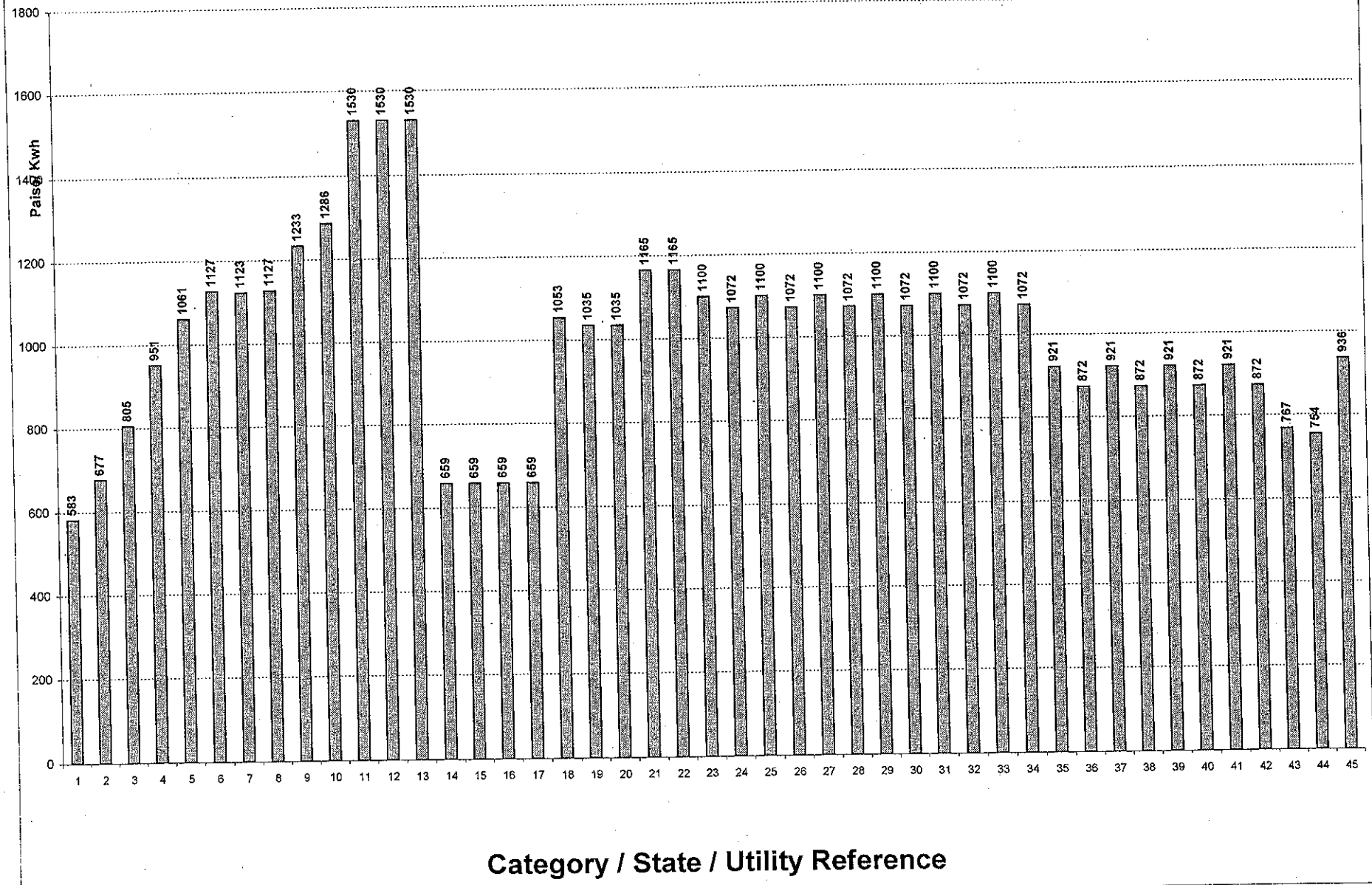
The sanctioned load and monthly energy consumption have been assumed for each category of consumer. Considering the tariff notified by the State Government / SERCs, the total amount payable by a particular category of consumer at the assumed load and monthly energy consumption is worked out. Taxes and duties are then added to arrive at the total average estimated rate of electricity supply in terms of paise/kwh.

However, the rebate/penalty for prompt/late payment of bills by consumers have not been considered in the estimated tariff.

CATEGORY-WISE MAXIMUM & MINIMUM EFFECTIVE RATES OF ELECTRICITY IN THE COUNTRY AT VARIOUS ASSUMED SANCTIONED LOADS / CONSUMPTION LEVELS

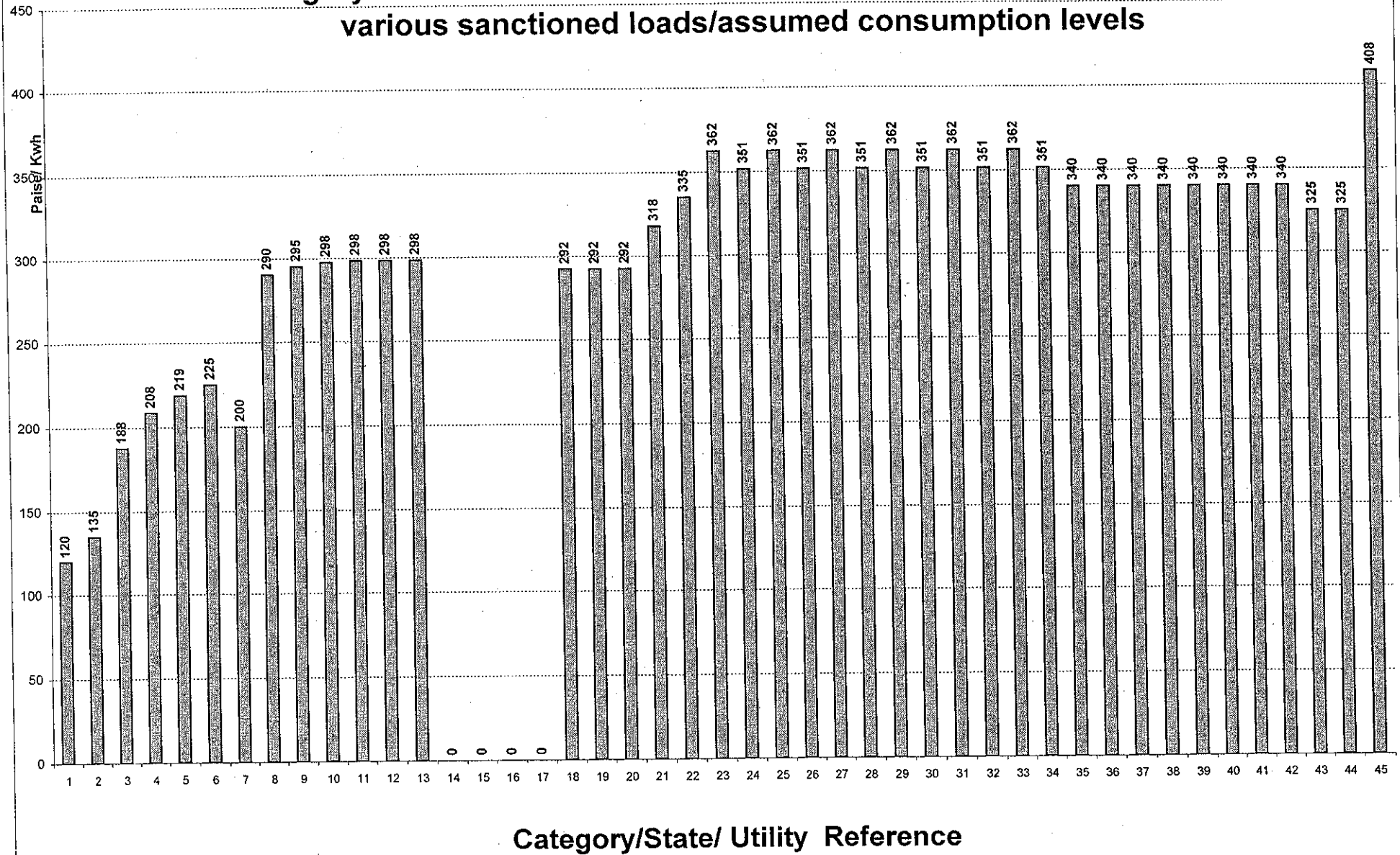
S.No.	Category	Load/consumption	Max. (P/KWh)	State/ Utility	Min. (P/KWh)	State/ Utility
1	DOMESTIC	1 KW (100 Unit/Month)	563	Rajasthan	120	Puducherry
2		2 KW (200 Unit/Month)	677	Maharashtra - Mumbai-(Reliance Energy)	135	Puducherry
3		4 KW (400 Unit/Month)	805	Maharashtra - Mumbai-(Reliance Energy)	188	Dadra & Nagar Haveli
4		6 KW (600 Unit/Month)	951	Maharashtra - Mumbai - (Reliance Energy)	208	Dadra & Nagar Haveli
5		8 KW (800 Unit/Month)	1061	Maharashtra - Mumbai - (Reliance Energy)	219	Dadra & Nagar Haveli
6		10 KW (1000 Unit/Month)	1127	Maharashtra - Mumbai - (Reliance Energy)	225	Dadra & Nagar Haveli
7	COMMERCIAL	2 KW (300 Unit/Month)	1123	Maharashtra - Mumbai - (Reliance Energy)	200	Jharkhnad (Rural Areas)
8		5 KW (750 Unit/Month)	1127	Maharashtra - Mumbai - (B.E.S.T)	290	Dadra & Nagar Haveli
9		10 KW (1500 Unit/Month)	1233	Maharashtra - Mumbai - (B.E.S.T))	295	Dadra & Nagar Haveli
10		20 KW (3000 Unit/Month)	1286	Maharashtra - Mumbai - (B.E.S.T)	298	Uttar Pradesh (Rural Areas)
11		30 KW (4500 Unit/Month)	1530	Maharashtra - Mumbai-(Reliance Energy)	298	Uttar Pradesh (Rural Areas)
12		40 KW (6000 Unit/Month)	1530	Maharashtra - Mumbai-(Reliance Energy)	298	Uttar Pradesh (Rural Areas)
13	50 KW (7500 Unit/Month)	1530	Maharashtra - Mumbai-(Reliance Energy)	298	Uttar Pradesh (Rural Areas)	
14	AGRICULTURE	2 HP (400 Unit/Month)	659	West Bengal-DPSC Ltd. (17.00 hrs to 23.00 hrs)	0	Karnataka & Tamil Nadu
15		3 HP (600 Unit/Month)	659	West Bengal-DPSC Ltd. (17.00 hrs to 23.00 hrs)	0	Karnataka & Tamil Nadu
16		5 HP (1000 Unit/Month)	659	West Bengal-DPSC Ltd. (17.00 hrs to 23.00 hrs)	0	Karnataka & Tamil Nadu
17		10 HP (2000 Unit/Month)	659	West Bengal-DPSC Ltd. (17.00 hrs to 23.00 hrs)	0	Karnataka & Tamil Nadu
18	SMALL INDUSTRIES	5 KW (750 Unit/Month)	1063	Maharashtra - Mumbai-(Reliance Energy)	292	Manipur
19		10 KW (15000 Unit/Month)	1035	Maharashtra - Mumbai-(Reliance Energy)	292	Manipur
20		15 KW (22500 Unit/Month)	1035	Maharashtra - Mumbai - (B.E.S.T)	292	Manipur
21	MEDIUM INDUSTRIES	50 KW (7500 Unit/Month)	1165	Maharashtra - Mumbai - (B.E.S.T)	318	Dadra & Nagar Haveli
22		100 KW (15000 Unit/Month)	1165	Maharashtra - Mumbai - (B.E.S.T)	335	Mizoram
23	LARGE INDUSTRIES AT 11 KV	250 KW 40% LF (73000 Unit/Month) (AT 11 KV)	1100	Maharashtra - Mumbai-(Reliance Energy)	362	Mizoram
24		250 KW 60% LF (109500 Unit/Month) (AT 11 KV)	1072	Maharashtra - Mumbai-(Reliance Energy)	351	Mizoram
25		500 KW 40% LF (146000 Unit/Month) (AT 11 KV)	1100	Maharashtra - Mumbai-(Reliance Energy)	362	Mizoram
26		500 KW 60% LF (219000 Unit/Month) (AT 11 KV)	1072	Maharashtra - Mumbai-(Reliance Energy)	351	Mizoram
27		1000 KW 40% LF (292000 Unit/Month) (AT 11 KV)	1100	Maharashtra - Mumbai-(Reliance Energy)	362	Mizoram
28		1000 KW 60% LF (438000 Unit/Month) (AT 11 KV)	1072	Maharashtra - Mumbai-(Reliance Energy)	351	Mizoram
29		5000 KW 40% LF (1460000 Unit/Month) (AT 11 KV)	1100	Maharashtra - Mumbai-(Reliance Energy)	362	Mizoram
30		5000 KW 60% LF (2190000 Unit/Month) (AT 11 KV)	1072	Maharashtra - Mumbai-(Reliance Energy)	351	Mizoram
31		10000 KW 40% LF (2920000 Unit/Month) (AT 11 KV)	1100	Maharashtra - Mumbai-(Reliance Energy)	362	Mizoram
32		10000 KW 60% LF (4380000 Unit/Month) (AT 11 KV)	1072	Maharashtra - Mumbai-(Reliance Energy)	351	Mizoram
33		20000 KW 40% LF (5840000 Unit/Month) (AT 11 KV)	1100	Maharashtra - Mumbai-(Reliance Energy)	362	Mizoram
34		20000 KW 60% LF (8760000 Unit/Month) (AT 11 KV)	1072	Maharashtra - Mumbai-(Reliance Energy)	351	Mizoram
35	LARGE INDUSTRIES AT 33 KV	5000 KW 40% LF (1460000 Unit/Month) (AT 33 KV)	921	Punjab	340	Arunachal Pradesh
36		5000 KW 60% LF (2190000 Unit/Month) (AT 33 KV)	872	West Bengal - DPSC Ltd (1700 - 2300 hrs)	340	Arunachal Pradesh
37		10000 KW 40% LF (2920000 Unit/Month) (AT 33 KV)	921	Punjab	340	Arunachal Pradesh
38		10000 KW 60% LF (4380000 Unit/Month) (AT 33 KV)	872	West Bengal - DPSC Ltd (1700 - 2300 hrs)	340	Arunachal Pradesh
39		20000 KW 40% LF (5840000 Unit/Month) (AT 33 KV)	921	Punjab	340	Arunachal Pradesh
40		20000 KW 60% LF (8760000 Unit/Month) (AT 33 KV)	872	West Bengal - DPSC Ltd (1700 - 2300 hrs)	340	Arunachal Pradesh
41		50000 KW 40% LF (14600000 Unit/Month) (AT 33 KV)	921	Punjab	340	Arunachal Pradesh
42		50000 KW 60% LF (21900000 Unit/Month) (AT 33 KV)	872	West Bengal - DPSC Ltd (1700 - 2300 hrs)	340	Arunachal Pradesh
43	POWER INTENSIVE INDUSTRIES	50000 KW 60% LF (21900000 Unit/Month)	767	Punjab	325	Arunachal Pradesh
44		50000 KW 80% LF (29200000 Unit/Month)	754	Punjab	325	Arunachal Pradesh
45	RAILWAY TRACTION	12500 KW (2500000 Unit/Month)	936	Punjab (AT 132KV)	408	West Bengal - D.V.C (AT 132 KV)

Categorywise Maximum Effective Rates of electricity in the country at various sanctioned loads/assumed consumption levels



Index of Categories/States/Utilities for Categorywise Maximum Effective Rates of electricity in the country at various sanctioned loads/assumed consumption levels			
S. No.	Category	Load/Consumption	State/Utility where applicable
1	DOMESTIC	1 KW (100 Unit/Month)	Rajasthan
2	DOMESTIC	2 KW (200 Unit/Month)	Maharashtra - Mumbai-(Reliance Energy)
3	DOMESTIC	4 KW (400 Unit/Month)	Maharashtra - Mumbai-(Reliance Energy)
4	DOMESTIC	6 KW (600 Unit/Month)	Maharashtra - Mumbai - (Reliance Energy)
5	DOMESTIC	8 KW (800 Unit/Month)	Maharashtra - Mumbai - (Reliance Energy)
6	DOMESTIC	10 KW (1000 Unit/Month)	Maharashtra - Mumbai - (Reliance Energy)
7	COMMERCIAL	2 KW (300 Unit/Month)	Maharashtra - Mumbai - (Reliance Energy)
8	COMMERCIAL	5 KW (750 Unit/Month)	Maharashtra - Mumbai - (B.E.S.T)
9	COMMERCIAL	10 KW (1500 Unit/Month)	Maharashtra - Mumbai - (B.E.S.T))
10	COMMERCIAL	20 KW (3000 Unit/Month)	Maharashtra - Mumbai - (B.E.S.T)
11	COMMERCIAL	30 KW (4500 Unit/Month)	Maharashtra - Mumbai-(Reliance Energy)
12	COMMERCIAL	40 KW (6000 Unit/Month)	Maharashtra - Mumbai-(Reliance Energy)
13	COMMERCIAL	50 KW (7500 Unit/Month)	Maharashtra - Mumbai-(Reliance Energy)
14	AGRICULTURE	2 HP (400 Unit/Month)	West Bengal-Durgapur Projects Ltd.
15	AGRICULTURE	3 HP (600 Unit/Month)	West Bengal-Durgapur Projects Ltd.
16	AGRICULTURE	5 HP (1000 Unit/Month)	West Bengal-Durgapur Projects Ltd.
17	AGRICULTURE	10 HP (2000 Unit/Month)	West Bengal-Durgapur Projects Ltd.
18	SMALL INDUSTRIES	5 KW (750 Unit/Month)	Maharashtra - Mumbai-(Reliance Energy)
19	SMALL INDUSTRIES	10 KW (15000 Unit/Month)	Maharashtra - Mumbai-(Reliance Energy)
20	SMALL INDUSTRIES	15 KW (22500 Unit/Month)	Maharashtra - Mumbai - (B.E.S.T)
21	MEDIUM INDUSTRIES	50 KW (7500 Unit/Month)	Maharashtra - Mumbai - (B.E.S.T)
22	MEDIUM INDUSTRIES	100 KW (15000 Unit/Month)	Maharashtra - Mumbai - (B.E.S.T)
23	LARGE INDUSTRIES AT 11 KV	250 KW 40% LF (73000 Unit/Month) (AT 11 KV)	Maharashtra - Mumbai-(Reliance Energy)
24	LARGE INDUSTRIES AT 11 KV	250 KW 60% LF (109500 Unit/Month) (AT 11 KV)	Maharashtra - Mumbai-(Reliance Energy)
25	LARGE INDUSTRIES AT 11 KV	500 KW 40% LF (146000 Unit/Month) (AT 11 KV)	Maharashtra - Mumbai-(Reliance Energy)
26	LARGE INDUSTRIES AT 11 KV	500 KW 60% LF (219000 Unit/Month) (AT 11 KV)	Maharashtra - Mumbai-(Reliance Energy)
27	LARGE INDUSTRIES AT 11 KV	1000 KW 40% LF (292000 Unit/Month) (AT 11 KV)	Maharashtra - Mumbai-(Reliance Energy)
28	LARGE INDUSTRIES AT 11 KV	1000 KW 60% LF (438000 Unit/Month) (AT 11 KV)	Maharashtra - Mumbai-(Reliance Energy)
29	LARGE INDUSTRIES AT 11 KV	5000 KW 40% LF (1460000 Unit/Month) (AT 11 KV)	Maharashtra - Mumbai-(Reliance Energy)
30	LARGE INDUSTRIES AT 11 KV	5000 KW 60% LF (2190000 Unit/Month) (AT 11 KV)	Maharashtra - Mumbai-(Reliance Energy)
31	LARGE INDUSTRIES AT 11 KV	10000 KW 40% LF (2920000 Unit/Month) (AT 11 KV)	Maharashtra - Mumbai-(Reliance Energy)
32	LARGE INDUSTRIES AT 11 KV	10000 KW 60% LF (4380000 Unit/Month) (AT 11 KV)	Maharashtra - Mumbai-(Reliance Energy)
33	LARGE INDUSTRIES AT 11 KV	20000 KW 40% LF (5840000 Unit/Month) (AT 11 KV)	Maharashtra - Mumbai-(Reliance Energy)
34	LARGE INDUSTRIES AT 11 KV	20000 KW 60% LF (8760000 Unit/Month) (AT 11 KV)	Maharashtra - Mumbai-(Reliance Energy)
35	LARGE INDUSTRIES AT 33 KV	5000 KW 40% LF (1460000 Unit/Month) (AT 33 KV)	Punjab
36	LARGE INDUSTRIES AT 33 KV	5000 KW 60% LF (2190000 Unit/Month) (AT 33 KV)	West Bengal - DPSC Ltd (1700 - 2300 hrs)
37	LARGE INDUSTRIES AT 33 KV	10000 KW 40% LF (2920000 Unit/Month) (AT 33 KV)	Punjab
38	LARGE INDUSTRIES AT 33 KV	10000 KW 60% LF (4380000 Unit/Month) (AT 33 KV)	West Bengal - DPSC Ltd (1700 - 2300 hrs)
39	LARGE INDUSTRIES AT 33 KV	20000 KW 40% LF (5840000 Unit/Month) (AT 33 KV)	Punjab
40	LARGE INDUSTRIES AT 33 KV	20000 KW 60% LF (8760000 Unit/Month) (AT 33 KV)	West Bengal - DPSC Ltd (1700 - 2300 hrs)
41	LARGE INDUSTRIES AT 33 KV	50000 KW 40% LF (14600000 Unit/Month) (AT 33 KV)	Punjab
42	LARGE INDUSTRIES AT 33 KV	50000 KW 60% LF (21900000 Unit/Month) (AT 33 KV)	West Bengal - DPSC Ltd (1700 - 2300 hrs)
43	POWER INTENSIVE INDUSTRIES	50000 KW 60% LF (21900000 Unit/Month)	Punjab
44	POWER INTENSIVE INDUSTRIES	50000 KW 80% LF (29200000 Unit/Month)	Punjab
45	RAILWAY TRACTION	12500 KW (2500000 Unit/Month)	Punjab (AT 132KV)

Categorywise Minimum Effective Rates of electricity in the country at various sanctioned loads/assumed consumption levels



Index of Categories/States/Utilities for Categorywise Minimum Effective Rates of electricity in the country at various sanctioned loads/assumed consumption levels			
S. No.	Category	Load/Consumption	State/Utility where applicable
1	DOMESTIC	1 KW (100 Unit/Month)	Puducherry
2	DOMESTIC	2 KW (200 Unit/Month)	Puducherry
3	DOMESTIC	4 KW (400 Unit/Month)	Dadra & Nagar Haveli
4	DOMESTIC	6 KW (600 Unit/Month)	Dadra & Nagar Haveli
5	DOMESTIC	8 KW (800 Unit/Month)	Dadra & Nagar Haveli
6	DOMESTIC	10 KW (1000 Unit/Month)	Dadra & Nagar Haveli
7	COMMERCIAL	2 KW (300 Unit/Month)	Jharkhnad (Rural Areas)
8	COMMERCIAL	5 KW (750 Unit/Month)	Dadra & Nagar Haveli
9	COMMERCIAL	10 KW (1500 Unit/Month)	Dadra & Nagar Haveli
10	COMMERCIAL	20 KW (3000 Unit/Month)	Uttar Pradesh (Rural Areas)
11	COMMERCIAL	30 KW (4500 Unit/Month)	Uttar Pradesh (Rural Areas)
12	COMMERCIAL	40 KW (6000 Unit/Month)	Uttar Pradesh (Rural Areas)
13	COMMERCIAL	50 KW (7500 Unit/Month)	Uttar Pradesh (Rural Areas)
14	AGRICULTURE	2 HP (400 Unit/Month)	Karnataka & Tamil Nadu
15	AGRICULTURE	3 HP (600 Unit/Month)	Karnataka & Tamil Nadu
16	AGRICULTURE	5 HP (1000 Unit/Month)	Karnataka & Tamil Nadu
17	AGRICULTURE	10 HP (2000 Unit/Month)	Karnataka & Tamil Nadu
18	SMALL INDUSTRIES	5 KW (750 Unit/Month)	Manipur
19	SMALL INDUSTRIES	10 KW (15000 Unit/Month)	Manipur
20	SMALL INDUSTRIES	15 KW (22500 Unit/Month)	Manipur
21	MEDIUM INDUSTRIES	50 KW (7500 Unit/Month)	Dadra & Nagar Haveli
22	MEDIUM INDUSTRIES	100 KW (15000 Unit/Month)	Mizoram
23	LARGE INDUSTRIES AT 11 KV	250 KW 40% LF (73000 Unit/Month) (AT 11 KV)	Mizoram
24	LARGE INDUSTRIES AT 11 KV	250 KW 60% LF (109500 Unit/Month) (AT 11 KV)	Mizoram
25	LARGE INDUSTRIES AT 11 KV	500 KW 40% LF (146000 Unit/Month) (AT 11 KV)	Mizoram
26	LARGE INDUSTRIES AT 11 KV	500 KW 60% LF (219000 Unit/Month) (AT 11 KV)	Mizoram
27	LARGE INDUSTRIES AT 11 KV	1000 KW 40% LF (292000 Unit/Month) (AT 11 KV)	Mizoram
28	LARGE INDUSTRIES AT 11 KV	1000 KW 60% LF (438000 Unit/Month) (AT 11 KV)	Mizoram
29	LARGE INDUSTRIES AT 11 KV	5000 KW 40% LF (1460000 Unit/Month) (AT 11 KV)	Mizoram
30	LARGE INDUSTRIES AT 11 KV	5000 KW 60% LF (2190000 Unit/Month) (AT 11 KV)	Mizoram
31	LARGE INDUSTRIES AT 11 KV	10000 KW 40% LF (2920000 Unit/Month) (AT 11 KV)	Mizoram
32	LARGE INDUSTRIES AT 11 KV	10000 KW 60% LF (4380000 Unit/Month) (AT 11 KV)	Mizoram
33	LARGE INDUSTRIES AT 11 KV	20000 KW 40% LF (5840000 Unit/Month) (AT 11 KV)	Mizoram
34	LARGE INDUSTRIES AT 11 KV	20000 KW 60% LF (8760000 Unit/Month) (AT 11 KV)	Mizoram
35	LARGE INDUSTRIES AT 33 KV	5000 KW 40% LF (1460000 Unit/Month) (AT 33 KV)	Arunachal Pradesh
36	LARGE INDUSTRIES AT 33 KV	5000 KW 60% LF (2190000 Unit/Month) (AT 33 KV)	Arunachal Pradesh
37	LARGE INDUSTRIES AT 33 KV	10000 KW 40% LF (2920000 Unit/Month) (AT 33 KV)	Arunachal Pradesh
38	LARGE INDUSTRIES AT 33 KV	10000 KW 60% LF (4380000 Unit/Month) (AT 33 KV)	Arunachal Pradesh
39	LARGE INDUSTRIES AT 33 KV	20000 KW 40% LF (5840000 Unit/Month) (AT 33 KV)	Arunachal Pradesh
40	LARGE INDUSTRIES AT 33 KV	20000 KW 60% LF (8760000 Unit/Month) (AT 33 KV)	Arunachal Pradesh
41	LARGE INDUSTRIES AT 33 KV	50000 KW 40% LF (14600000 Unit/Month) (AT 33 KV)	Arunachal Pradesh
42	LARGE INDUSTRIES AT 33 KV	50000 KW 60% LF (21900000 Unit/Month) (AT 33 KV)	Arunachal Pradesh
43	POWER INTENSIVE INDUSTRIES	50000 KW 60% LF (21900000 Unit/Month)	Arunachal Pradesh
44	POWER INTENSIVE INDUSTRIES	50000 KW 80% LF (29200000 Unit/Month)	Arunachal Pradesh
45	RAILWAY TRACTION	12500 KW (2500000 Unit/Month)	West Bengal - D.V.C (AT 132 KV)

Statewise details where agricultural power is free

Sl. No.	State	Effective date	Category	Charge Rate
1	Karnataka	w.e.f. 01.05.2013	Agriculture (For connected load upto 10HP)	Nil

Statewise details of un-metered agricultural supply where tariff is at fixed rate

Sl. No.	State	Effective date	Category	Charge Rate
1	Andhra Pradesh	w.e.f. 01.04.2013	LT Agriculture (With Demand side Management measures)	30 Rs./Month
			Dry land Farmers (connection <=3 Nos.)	
			Wet land Farmers (Holding <=2.5 Acres)	
			HT Agriculture (11 KV)	
			HT Agriculture (33KV)	
2	Bihar	w.e.f. 01.04.2013	Irrigation & Agriculture for private tubewells and lift irrigation schemes	120 Rs./HP/Month
			Rural feeder (Unmetered)	160 Rs./HP/Month
			Urban feeder (Unmetered)	
			Irrigation & Agriculture for state tubewells and lift irrigation schemes	
			Rural feeder (Unmetered) upto 100 HP	900 Rs./HP/Month
3	Gujarat	w.e.f. 01.04.2013	Urban feeder (Unmetered) upto 100 HP	1000 Rs./HP/Month
			Agriculture (HP based tariff)	200 Rs./HP/Month
4	Haryana	w.e.f. 01.04.2013	Agriculture Tube-well (Unmetered) upto 15 BHP	35 Rs./BHP/Month
5	Jammu & Kashmir	w.e.f. 01.04.2013	Agriculture Tube-well (Unmetered) above 15 BHP	30 Rs./BHP/Month
			Agriculture (Unmetered upto 10 HP)	185 Rs./HP/Month
			Agriculture (Unmetered 11 to 20 HP)	200 Rs./HP/Month
6	Jharkhand	w.e.f. 01.08.2012	Agriculture (Unmetered above 20 HP)	1275 Rs./HP/Month
			For private tubewells and private lift irrigation schemes	70 Rs./HP/Month
7	Maharashtra	w.e.f. 01.08.2012	For state tubewells and state lift irrigation schemes	280 Rs./HP/Month
			Agriculture (Unmetered Category 1 Zones) upto 5 HP	295 Rs./HP/Month
			Agriculture (Unmetered Category 1 Zones) above 5 HP	325 Rs./HP/Month
			Agriculture (Unmetered Category 2 Zones) upto 5 HP	240 Rs./HP/Month
8	Manipur	w.e.f. 01.09.2012	Agriculture (Unmetered Category 2 Zones) above 5 HP	265 Rs./HP/Month
			Agriculture LT (Unmetered upto 20 kW)	60 Rs./KW/Month
9	Mizoram	w.e.f. 01.08.2012	Agriculture HT (Unmetered)	100 Rs./KVA/Month
10	Puducherry	w.e.f. 01.04.2013	Agriculture (Unmetered)	20 Rs./KW/HP/Month
			Small Farmers (Unmetered) (for connected load not less than 3HP)	8 Rs./HP/Month
11	Punjab	w.e.f. 01.04.2013	Others Farmers (Unmetered) (for connected load not less than 3HP)	25 Rs./HP/Month Plus 225 Rs./Service/Annum
			Agricultural Pumpsets (Without Government Subsidy) (Unmetered)	331 Rs./BHP/Month
12	Rajasthan	w.e.f. 07.06.2013	i) Agriculture LT (Unmetered) -General (getting supply in block hours)	Fixed Ch. 15 Rs/HP/Month Max. 250 Rs/Month/consumer PLUS Energy Ch. 500 Rs/HP/Month
			ii) Agriculture LT (Unmetered) - All others not covered under item (i) above and getting more than block hours supply	Fixed 30 Rs/HP/Month Max. 500 Rs/Month/consumer PLUS Energy Ch. 600 Rs/HP/Month
13	Tamil Nadu	w.e.f. 21.06.2013	Agriculture (till meters are fixed)	2500 Rs./HP/Annum
14	Uttarakhand	w.e.f. 01.05.2013	Private Tube-wells/Pumping Sets (Unmetered)	180 Rs./BHP/Month plus 20 Rs./month for 2 lamps (60W each) only
15	Uttar Pradesh	w.e.f. 10.06.2013	Agriculture (contracted load upto 25 BHP) (Unmetered)	100 Rs./BHP/Month
			State/Panchayatiraj Tubewells & Pumped Canals upto 100 HP (Unmetered)	1250 Rs./BHP/Month
16	West Bengal	w.e.f. 01.04.2013	Agriculture (Unmetered) Shallow Tubewells in North Bengal	210 Rs./KVA/month
			Shallow Tubewells in Other District	270 Rs./KVA/month
			Submersible in North Bengal	250 Rs./KVA/month
			Submersible in Other District	340 Rs./KVA/month

Statewise details of consumer categories where non-agricultural power is free

Sl. No.	State	Effective date	Category	Charge Rate
1	Karnataka	w.e.f. 01.05.2013	Bhagyajyothi and Kutirajyothi (BK/KJ) schemes (Upto 18 units/month)	Nil
2	Punjab	w.e.f. 01.04.2013	Golden Temple & Durgiana Temple, Amritsar (upto 2000 units/month)	Nil

Statewise details of consumer categories where non-agricultural power is at fixed rate

Sl. No.	State	Effective date	Category	Charge Rate
1	Bihar	w.e.f. 01.04.2013	Kutirjyoti Rural Unmetered (upto 30 units/month)	55 Rs./Month
			Domestic Rural Unmetered (load upto 2 KW)	160 Rs./Month
			Non-Domestic Rural Unmetered (load upto 2 KW)	220 Rs./Month
			Unmetered street light/traffic light/blinders in villages & towns	
			(i) Gram panchayats	270 Rs./100 W/Month
			(ii) Nagar Palika/ NAC/ Municipality	360 Rs./100 W/Month
			(iii) Municipal Corporation	440 Rs./100 W/Month
2	Dadra & Nagar Haveli	w.e.f. 01.04.2013	Low Income Group consumers with connected load 2X40 Watts only	5 Rs./Connection/Month
3	Daman & Diu	w.e.f. 01.04.2013	Low Income Group consumers with connected load 2X40 Watts only	10 Rs./Connection/Month
4	Goa	w.e.f. 01.04.2013	Low Income Group consumers with connected load 2X40 Watts only	25 Rs./Month
5	Jammu & Kashmir	w.e.f. 01.04.2013	Domestic Unmetered (load upto 1/4 KW)	89 Rs./Month
			Domestic Unmetered (load above 1/4 KW upto 1/2 KW)	295 Rs./Month
			Domestic Unmetered (load above 1/2 KW upto 3/4 KW)	445 Rs./Month
			Domestic Unmetered (load above 3/4 KW upto 1 KW)	585 Rs./Month
			Domestic Unmetered (load above 1 KW upto 2 KW)	1145 Rs./Month
			Domestic Unmetered (load above 2 KW)	1145 Rs./Month plus Rs. 460 for every 1/2 KW or part thereof
			Commercial Unmetered (load upto 1/4 KW)	280 Rs./Month
			Commercial Unmetered (load above 1/4 KW upto 1/2 KW)	720 Rs./Month
			Commercial Unmetered (load above 1/2 KW upto 1 KW)	1430 Rs./Month
			Commercial Unmetered (load above 1 KW)*	1925 Rs./Month
			* and part thereof for kW above 1 kW	1925 Rs./Month
			Public Street Lighting Unmetered	1350 Rs./KW/Month or any part thereof
			LT Public Water Works Unmetered	1465 Rs./KW/Month
			6	Jharkhand
For other consumers in rural areas connected load upto 2 KW	100 Rs./Connection/Month			
Non Domestic rural areas upto 2 KW	175 Rs./Month upto 1KW & 60 Rs./Month for additional KW			
Street Light Unmetered	140 Rs./Month/100 watt lamp & 30 Rs for every additional 50 W			
7	Lakshadweep	w.e.f. 01.04.2013	BPL / Kutir Jyoti (Upto 30 Units)	25 Rs/Month/connection
8	Manipur	w.e.f. 01.09.2012	Kutir Jyoti Unmetered	20 Rs/Month
			Domestic Unmetered (upto 20 kW)	60 Rs/kW/Month
			Commercial Unmetered (upto 20 kW)	80 Rs/kW/Month
			Public Lighting Unmetered	60 Rs/kW/Month
			Public Water Works & Small Industries Unmetered (upto 20 kW)	60 Rs/kW/Month
			Commercial, Public Water Works, Medium Industries, Large & Bulk Supply HT Unmetered	100 Rs/kVA/Month
9	Meghalaya	w.e.f. 01.04.2013	Kutir Jyoti Unmetered	80 Rs./Month
10	Mizoram	w.e.f. 01.08.2012	Kutir Jyoti Unmetered	10 Rs/Month
			Domestic Unmetered (upto 50 kW)	30 Rs/kW/Month
			Commercial Unmetered (upto 50 kW)	60 Rs/kW/Month
			Public Lighting Unmetered	50 Rs/kW/Month
			Public Water Works Unmetered (upto 50 kW)	50 Rs/kW/Month
			Industries Unmetered (upto 50 kW)	60 Rs/kW/Month
			Temporary Supply Unmetered	50 Rs/kW/Month
			Domestic HT Unmetered	30 Rs/kVA/Month
			Commercial HT Unmetered	60 Rs/kVA/Month
			Public Water Works, Industrial & Bulk Supply HT Unmetered	80 Rs/kVA/Month
			11	Odisha
12	Puducherry	w.e.f. 01.04.2013	Hut Services (only 2x40 W Florescent Tube Lights)	25 Rs./Month
13	Tripura	w.e.f. 01.04.2013	Kutir Jyoti (for consumption upto 16 kWh/month)	54 Rs./Month
14	Uttarakhand	w.e.f. 01.05.2013	Domestic Unmetered Rural (Hilly Areas)	140 Rs./Month
			Domestic Unmetered Rural (Other Areas)	310 Rs./Month
			Public Lamps Unmetered Rural	175 Rs/100 W lamp/Month
15	Uttar Pradesh	w.e.f. 10.06.2013	Domestic Unmetered Rural	180 Rs./Month
			Commercial Unmetered Rural	300 Rs./Month

Details of electricity duty/ taxes/ cess/ surcharge in various States / Union Territories

Sl. No.	Name of States / UTs	Effective date	Domestic	Commercial	Agricultural	LT-Industry	HT-Industry	Railway Traction
1	Andaman & Nicobar Island	-	Nil	Nil	Nil	Nil	Nil	Nil
2	Andhra Pradesh	w.e.f. 01.01.1995	6 P/KWh	6 P/KWh	Nil	6 P/KWh	6 P/KWh	Nil
3	Arunachal Pradesh	-	Nil	Nil	Nil	Nil	Nil	Nil
4	Assam	w.e.f. 08.03.2013	10 P/KWh	10 P/KWh	10 P/KWh	10 P/KWh	10 P/KWh	-
5	Bihar	w.e.f. 21.10.2002	6%	6%	4 P/KWh	6%	6%	6%
6	Chandigarh	w.e.f. 18.08.1992	9 P/KWh	11 P/KWh	Nil	11 P/KWh	11 P/KWh	-
7	Chhattishgarh	w.e.f. 1.08.2013	8%	12%	Nil	Upto 25 HP - 3% In excess of 25 HP upto 75 HP - 4% In excess of 75 HP upto 100 HP - 5% In excess of 100 HP upto 150 HP - 6%	20%	Nil
8	Dadra & Nagar Haveli	-	Nil	Nil	Nil	Nil	Nil	Nil
9	Daman & Diu	-	Nil	Nil	Nil	Nil	Nil	Nil
10	Delhi	w.e.f. 01.07.1992	5%	5%	5%	5%	5%	5%
11	Goa	w.e.f. 01.06.2012	20 P/KWh	70 P/KWh	20 P/KWh	70 P/KWh	70 P/KWh	-
12	Gujarat	w.e.f. 01.04.2013	Rural areas - 7.5% Urban areas -15%	25%	Nil	10%	15%	Nil
13	Haryana	w.e.f. 28.12.1994	15 P/KWh	15 P/KWh	Nil	15 P/KWh	15 P/KWh	Nil
14	Himachal Pradesh	w.e.f. 01.04.2013	3%	8%	10%	Small Industry 10% Medium Industry 15%	17%	Nil
15	Jammu & Kashmir	w.e.f. 25.10.1984	Upto 15 KWh/Month - 14% Above 15 KWh/Month - 22%	Upto 30 KWh/Month - 14% Above 30 KWh/Month - 22%	22%	22%	22%	Nil
16	Jharkhand	w.e.f. 23.06.2011	Upto 250 KWh/Month - 20 P/KWh Above 250 KWh/Month - 24 P/KWh	Upto 250 KWh/Month - 24 P/KWh Above 250 KWh/Month - 30 P/KWh	2 P/KWh	5 P/KWh	5 P/KWh	15 P/KWh
17	Karnataka	w.e.f. 11.03.2003	6%	6%	Upto 10 HP - Nil	6%	6%	6%
18	Kerala	w.e.f. 07.05.1975	10%	10%	10%	10%	10 P/KWh	Nil
19	Lakshadweep	-	Nil	Nil	Nil	Nil	Nil	Nil
20	Madhya Pradesh	w.e.f. 25.04.2012	Upto 100 KWh/Month - 9% 101 to 200 KWh/Month - 12% In excess of 200 KWh/Month - 15%	Upto 50 KWh/Month - 9% In excess of 50 KWh/Month - 15%	Nil	Upto 150 HP - 9%	15%	Nil
21	Maharashtra	w.e.f. 01.02.2010	15%	17% additional tax - 8 P/KWh	Nil	9% additional tax - 8 P/KWh	9% addl. tax - 8 P/KWh	Nil
22	Maharashtra - BEST (Mumbai) Reliance Energy (Mumbai) Tata Power (Mumbai)	w.e.f. 01.02.2010	15% additional tax - 15 P/KWh	17% additional tax - 23 P/KWh	Nil	9% additional tax - 23 P/KWh	9% addl. tax - 23 P/KWh	Nil

.....Contd. Details of electricity duty/taxes/cess/surcharge in various States / Union Territories

Sl. No.	Name of States / UTs	Effective date	Domestic	Commercial	Agricultural	LT-Industry	HT-Industry	Railway Traction
23	Manipur	w.e.f. 16.11.1984	2 P/KWh addl. surcharge - 10%	2 P/KWh addl. surcharge - 10%	2 P/KWh surcharge - 10%	2 P/KWh addl. surcharge - 10%	2 P/KWh addl. surcharge - 10%	Nil
24	Meghalaya	w.e.f. 01.04.2013	5 P/KWh	6 P/KWh	6 P/KWh	Upto 15000 KWh/Month - 1% Next 25000 KWh/Month - 1.5% Above 40000 KWh/Month - 3%		Nil
25	Mizoram	-	Nil	Nil	Nil	Nil	Nil	Nil
26	Nagaland	-	Nil	Nil	Nil	Nil	Nil	Nil
27	Orissa	w.e.f. 01.01.2006	4%	4%	2%	4%	7%	Nil
28	Puducherry	-	Nil	Nil	Nil	Nil	Nil	Nil
29	Punjab	w.e.f. 01.04.2010	13%	13%	Nil	13%	13%	13%
30	Rajasthan	w.e.f. 01.07.2004	40 P/KWh wef 09.03.2011 Urban Cess 15 P/Kwh	40 P/KWh wef 01.09.2009 Water Cess 10 P/Kwh wef 09.03.2011 Urban Cess 15 P/Kwh	Metered Supply- 4 P/KWh Non- Metered Supply- 5% of the flat	40 P/KWh wef 01.09.2009 Water Cess 10 P/Kwh wef 09.03.2011 Urban Cess 15 P/Kwh	40 P/KWh Water Cess 10 P/Kwh Urban Cess 15 P/Kwh	Nil
31	Sikkim	-	Nil	Nil	Nil	Nil	Nil	Nil
32	Tamil Nadu	w.e.f. 16.06.2003	Nil	5%	Nil	5%	5%	Nil
33	Tripura	-	Nil	Nil	Nil	Nil	Nil	Nil
34	Uttarakhand	w.e.f. 01.12.2003	15 P/KWh	15 P/KWh	15 P/KWh	20 P/KWh	25 P/KWh	Nil
35	Uttar Pradesh	w.e.f. 13.09.2012	5 P/KWh	7.5 P/KWh	7.5 P/KWh	7.5 P/KWh	7.5 P/KWh	Nil
36	West Bengal	w.e.f. 23.11.2004	Upto 300 KWh/Month - Nil Above 300 KWh/Month - 10%	Upto 150 KWh/Month - Nil >150 but <=500 KWh/Month - 10% >500 but <=1000 KWh/Month - 12.5% >1000 KWh/Month - 15%	Nil	Upto 500 KWh/Month - Nil >500 but <=2000 KWh/Month - 2.5% >2000 but <=3500 KWh/Month - 7.5% >3500 KWh/Month - 12.5%	15%	Nil

Summary of Time of the Day (TOD) Tariff Schemes in various states

Sl. No.	Name of Utility & Time Period	Effective dates	Consumer Category & TOD Charges applicable			
1	Andhra Pradesh	w.e.f. 01.04.2013	HT Consumers (HT - I (A), HT - II & HT - III)			
	1800 Hrs - 2200 Hrs		Voltage Supply - 11 kV , 33 kV 132 kV & above 100 Paise/kVAh in addition to the normal energy charges at respective voltages			
2	Assam	w.e.f. 01.12.2013	HT-V(B)	HT-V(C)-Option 1	HT-VI Tea,Coffee&Rubber	HT-VII Oil&Coa
	0600 Hrs - 1700 Hrs (normal)		515 Paise/kWh	410 Paise/kWh	565 Paise/kWh	580 Paise/kWh
	1700 Hrs - 2200 Hrs (peak)		740 Paise/kWh	555 Paise/kWh	745 Paise/kWh	755 Paise/kWh
	2200 Hrs - 0600 Hrs (night)		450 Paise/kWh	360 Paise/kWh	545 Paise/kWh	565 Paise/kWh
3	Bihar	w.e.f. 01.04.2013	All HT Consumers			
	Normal period (0500 Hrs - 1700 Hrs) Evening peak load period (1700 Hrs - 2300 Hrs) Off-peak load period (2300 Hrs - 0500 Hrs)		Normal rate of energy charges 120% of normal rate of energy charges 85% of normal rate of energy charges			
4	Chandigarh	w.e.f. 01.04.2013	HT/ EHT Consumers (Optional)			
	Normal period (0600 Hrs - 1800 Hrs) Evening Peak load period (1800 Hrs - 2200 Hrs) Off-peak load period (2200 Hrs - 0600 Hrs)		Normal rate of energy charges 120% normal rate of energy charges 90% normal rate of energy charges			
5	Chhattisgarh	w.e.f. 01.08.2013	For consumers EHV-2,EHV-3,EHV-4,HV-1,HV-2,HV-3and HV-10			
	Normal period (0500 Hrs - 1800 Hrs) Evening Peak load period (1800 Hrs - 2300 Hrs) Off-peak load period (2300 Hrs - 0500 Hrs)		Normal rate of energy charges 130% of normal rate of energy charge 85% of normal rate of energy charge			
6	Delhi (BYPL,BRPL,NDPL-TPDDL & NDMC)	w.e.f. 01.08.2013	All consumers (other than domestic) sanctioned load is 100 kW/108 KVA & above			
	April-September(Peak hours) 1500 Hrs - 2400 Hrs October-March(Peak hours) 1700 Hrs - 2300 Hrs April-September(Off-peak hours) 0000 Hrs - 0600 Hrs October-March(Off-peak hours) 2300 Hrs - 0600 Hrs		15% surcharge on energy charges 10% surcharge on energy charges 15% rebate on energy charges 15% rebate on energy charges			
7	Goa	w.e.f. 01.04.2013	HT/ EHT Consumers (Optional)			
	Normal period (0600 Hrs - 1800 Hrs) Evening Peak load period (1800 Hrs - 2200 Hrs) Off-peak load period (2200 Hrs - 0600 Hrs)		Normal rate of energy charges 120% of normal rate of energy charge 90% of normal rate of energy charge			
8	Gujarat	w.e.f. 01.04.2013	For HTP-I, HTP-II & HTP-III Consumers with contract demand 500 KVA & above			
	Morning Peak hours (0700 Hrs - 1100 Hrs) Evening Peak hours (1800 Hrs - 2200 Hrs) a) For billing demand upto 500 KVA b) For billing demand above 500 KVA		75 Paise/KWh in addition to normal energy charge for HTP-III 75 Paise/KWh in addition to normal energy charge for HTP-III 35 Paise/KWh in addition to normal energy charge for HTP-I & II 75 Paise/KWh in addition to normal energy charge for HTP-I & II			
9	Gujarat-(Torrent Power Ltd., Ahmadabad)	w.e.f. 01.04.2013	HT Consumers (HTMD-1)		HT (HTMD-2 & HTMD-3)	
	i) For April to October period 1200 Hrs - 1700 Hrs & 1830 Hrs - 2130 Hrs ii) For November to March period 0800 Hrs - 1200 Hrs & 1800 Hrs - 2200 Hrs		billing demand upto 300 KW 50 Paise/KWh above normal energy charge	billing demand above 300 KW 70 Paise/KWh above normal energy charge	50 Paise/KWh above normal energy charge	
10	Gujarat-(Torrent Power Ltd., Surat)	w.e.f. 01.04.2013	All HT Consumers with contract demand 500 KVA & above			
	Morning Peak hours (0700 Hrs - 1100 Hrs) Evening Peak hours (1800 Hrs - 2200 Hrs)		billing demand upto 500 KVA 35 Paise/KWh above normal energy charge	billing demand above 500 KVA 70 Paise/KWh above normal energy charge		
11	Jharkhand	w.e.f. 01.08.2012	All HT Consumers			
	Morning Peak hours (0600 Hrs- 1000 Hrs) Evening Peak hours (1800 Hrs- 2200 Hrs) Off-peak period (2200 Hrs - 0600 Hrs)		120% of normal rate of energy charge 120% of normal rate of energy charge 85% of normal rate of energy charge			
12	Karnataka	w.e.f. 01.05.2013	LT-5(a) & (b) Industrial Heating & Motive Power (optional)		HT-1 and HT-2 (a), (b), (c)	
	2200 Hrs - 0600 Hrs 0600 Hrs - 1800 Hrs 1800 Hrs - 2200 Hrs		(-) 125 Paise/KWh Nil (+) 100 Paise/KWh		(-) 125 Paise/KWh Nil (+) 100 Paise/KWh	
13	Kerala	w.e.f. 01.05.2013	EHT, HT and LT Industrial Consumers (load of above 20 KW)		LT - I (> 500 Units/month)	
	Normal period (0600 Hrs - 1800 Hrs) Evening Peak period (1800 Hrs - 2200 Hrs) Off-peak period (2200 Hrs - 0600 Hrs)		100% Ruling rate of energy charges 150% Ruling rate of energy charges 75% Ruling rate of energy charges		100% energy chs.(7.00 Rs/Unit) 120% energy chs.(8.40 Rs/Unit) 90% energy chs.(6.30 Rs/Unit)	
14	Madhya Pradesh	w.e.f. 01.04.2013	For Coal Mines, Industrial, Seasonal, Irrigation , PWW consumers			
	Normal period (0600 Hrs - 1800 Hrs) Evening Peak load period (1800 Hrs - 2200 Hrs) Off-peak load period (2200 Hrs - 0600 Hrs)		Normal rate of energy charge 15% of normal rate of energy charge as surcharge 7.5% of normal rate of energy charge as rebate			
15	Maharashtra	w.e.f. 01.08.2012	LT-V(B),LT-X(B)&(C),LT-V(A)<-X(A)optional,HT -I,HT-II(B),HT-IV & HT-IX (above base tariff)			
	0600 Hrs - 0900 Hrs & 1200 Hrs - 1800 Hrs 0900 Hrs - 1200 Hrs 1800 Hrs - 2200 Hrs 2200 Hrs - 0600 Hrs		Nil (+)80 Paise/KWh (+)110 Paise/KWh (-)100 Paise/KWh			
16	Maharastra - Mumbai (B.E.S.T, TATA Power Co.& Reliance Energy)	B.E.S.T & Reliance Energy w.e.f. 01.09.2013 TATA Power Co. w.e.f. 01.07.2013	LT & HT Industrial, Commercial, Public Services (over & above base tariff)			
	0600 Hrs - 0900 Hrs 0900 Hrs - 1200 Hrs 1200 Hrs - 1800 Hrs 1800 Hrs - 2200 Hrs 2200 Hrs - 0600 Hrs		Nil (+)50 Paise/KWh Nil (+)100 Paise/KWh (-)75 Paise/KWh			
17	Puducherry	w.e.f. 01.04.2013	HT/ EHT Consumers (Optional)			
	Normal period (0600 Hrs - 1800 Hrs) Evening Peak load period (1800 Hrs - 2200 Hrs) Off-peak load period (2200 Hrs - 0600 Hrs)		Normal rate of energy charges 120% of normal rate of energy charge 90% of normal rate of energy charge			

..... Contd. Summary of Time of the Day (TOD) Tariff Schemes in various states

18	Tripura	w.e.f. 01.04.2013	Industrial, Tea/Coffee/Rubber, Bulk Supply, Water Works & Irrigation Consumers (Optional)		
	Normal period (0500 Hrs - 1700 Hrs) Evening Peak load period (1700 Hrs - 2300 Hrs) Off-peak load period (2300 Hrs - 0500 Hrs)		Normal rate of energy charges 140% of normal rate of energy charge 60% of normal rate of energy charge		
19	Uttarakhand	w.e.f. 01.05.2013	LT & HT Industrial		
	Season/ Time of day		Normal Hours	Peak Hours	Off-peak Hours
	Winters 1st October - 31st March		0930 - 1730 Hrs	0600-0930 & 1730-2200 Hrs	2200 - 0600 Hrs
	Summers 1st April - 30th September		0700 - 1800 Hrs	1800 - 2300 Hrs	2300 - 0700 Hrs
	For LT Industry - Energy Charges For HT Industry - Energy Charges Load Factor upto 33% Load Factor above 33% and upto 50% Load Factor above 50%		340 Paise/kVAh 305 Paise/kVAh 330 Paise/kVAh 360 Paise/kVAh	510 Paise/kVAh 540 Paise/kVAh 540 Paise/kVAh 540 Paise/kVAh	306 Paise/kVAh 275 Paise/kVAh 297 Paise/kVAh 324 Paise/kVAh
20	Uttar Pradesh	w.e.f. 10.06.2013	Small & Medium Power and Large & Heavy Power		
	2200 Hrs - 0600 Hrs 0600 Hrs - 1700 Hrs 1700 Hrs - 2200 Hrs		92.5% of normal rate of energy charge Normal rate of energy charge 115% of normal rate of energy charge		
21	West Bengal	Applicable Tariff Scheme w.e.f. 01.04.2013	Low & Medium Voltage Consumers		
	Season/ Time of day		0600 Hrs - 1700 Hrs	1700 Hrs - 2300 Hrs	2300 Hrs - 0600 Hrs
	i) Irrigation pumping for agriculture (Metered)		354 Paise/kWh	729 Paise/kWh	212 Paise/kWh
	High & Extra High Voltage Consumers				
	ii) Industries (220 KV) iii) Industries (400 KV) iv) Community Irrigation/ Irrigation v) Commercial Plantation		534 Paise/kWh 514 Paise/kWh 560 Paise/kWh 605 Paise/kWh	747 Paise/kWh 719 Paise/kWh 885 Paise/kWh 847 Paise/kWh	353 Paise/kWh 340 Paise/kWh 279 Paise/kWh 400 Paise/kWh
22	West Bengal-Durgapur Projects Ltd.	Applicable Tariff Scheme w.e.f. 01.04.2013	Low & Medium Voltage Consumers		
	Season/ Time of day		0600 Hrs - 1700 Hrs	1700 Hrs - 2300 Hrs	2300 Hrs - 0600 Hrs
	Irrigation pumping for agriculture (Metered)		303 Paise/kWh	606 Paise/kWh	167 Paise/kWh
	High & Extra High Voltage Consumers				
	i) Industries (33 KV) Summer Monsoon Winter ii) Industries (132 KV) Summer Monsoon Winter iii) Community Irrigation/ Irrigation Summer Monsoon Winter		428 Paise/kWh 426 Paise/kWh 424 Paise/kWh 417 Paise/kWh 415 Paise/kWh 413 Paise/kWh 424 Paise/kWh 422 Paise/kWh 420 Paise/kWh	565 Paise/kWh 562 Paise/kWh 560 Paise/kWh 550 Paise/kWh 548 Paise/kWh 545 Paise/kWh 763 Paise/kWh 760 Paise/kWh 756 Paise/kWh	321 Paise/kWh 320 Paise/kWh 318 Paise/kWh 313 Paise/kWh 311 Paise/kWh 310 Paise/kWh 280 Paise/kWh 279 Paise/kWh 277 Paise/kWh
23	West Bengal-DPSC Ltd.	Applicable Tariff Scheme w.e.f. 01.04.2013	Low & Medium Voltage Consumers		
	Season/ Time of day		0600 Hrs - 1700 Hrs	1700 Hrs - 2300 Hrs	2300 Hrs - 0600 Hrs
	Irrigation		269 Paise/kWh	649 Paise/kWh	178 Paise/kWh
	High & Extra High Voltage Consumers				
	i) Industries (33 KV & above) Summer Monsoon Winter ii) Community Irrigation/ Irrigation Summer Monsoon Winter		495 Paise/kWh 491 Paise/kWh 487 Paise/kWh 365 Paise/kWh 361 Paise/kWh 357 Paise/kWh	692 Paise/kWh 688 Paise/kWh 683 Paise/kWh 729 Paise/kWh 721 Paise/kWh 713 Paise/kWh	326 Paise/kWh 324 Paise/kWh 321 Paise/kWh 219 Paise/kWh 217 Paise/kWh 215 Paise/kWh

Power Supply Schemes for Kutir Jyoti / Bhagyajyothi / Lokdeep / Below Poverty Line / Jeevan Dhara / Life Line / JJ Clusters and Low Income Group Consumers

Kutir Jyoti

Government of India formulated Kutir Jyoti for providing electricity to the economically weaker section (below poverty line). It was launched in 1988-89 for extending single point light connections to households of rural poor families below the poverty line including Harijans and Adivasi families.

Bhagyajyothi

Bhagyajyothi scheme is operating in Karnataka to provide electricity connections to low income homes in rural areas. The State Govt. has ordered free supply to consumers under this category upto 18 Units per month and Govt. will bear the required subsidy.

Lokdeep

The Lokdeep / Kutirjyoti category of consumers in West Bengal is un-metered, having fixed charges as Rs.30 per month for consumption up to 25 kWh/ month.

Below Poverty Line (BPL)

The BPL category has a monthly consumption limit of 30 Units per month. The consumers under this category may lose their eligibility if their consumption exceeds this limit (as in Maharashtra). The tariff under this category is comparable and even less than Kutir Jyoti category.

Jeevan Dhara

The 'Lifeline' category who have low capacity to pay and consuming electricity at the lowest level as basic minimum need is named as Jeevan Dhara by Assam Electricity Regulatory Commission. The tariff of this category is cross subsidized by other consumer categories.

Lifeline

The consumers, who consume lower than 30 units per month, are the life-line category of consumers. With metered connection, their consumption level and tariff is found to be comparatively higher than that of BPL category.

JJ Clusters

Shanty construction made by migrant labour in Delhi, largely on government agency land or 'encroached land'. Also known as squatter settlement, their basic civil amenities are provided by Delhi Govt. The electricity tariff of this category of consumers is cross subsidized by other consumers.

Low Income Group

The social criteria may at times call for relief to certain consumers e.g. low-income group. Such a category exists in Goa, Dadra & Nagar Haveli and Daman & Diu. The consumers are authorized to have a load of 40 W at two points. Any unauthorized increase in load beyond 2x40 watts, will impose penal charges and the installation may also be liable for disconnection.

Summary showing names of schemes and tariffs applicable under these schemes in various States/ Utilities is annexed.

Summary of power supply schemes for Kutir Jyoti/ Bhagyajyothi/ Lokdeep/ Below Poverty Line (BPL)/ Jeevan Dhara/ Life Line/ JJ Clusters and Low Income Group Consumers

Sl. No.	States/Utility	Effective date	Consumers category	Description	Fixed charge	Energy Charge (paise/kwh)	Minimum Charge
1	ARUNACHAL PRADESH	w.e.f. 01.04.2013	KJP & BPL	AC 50 Hz, 1-phase, 230 V		265	53 Rs/Month
2	ASSAM	w.e.f. 01.12.2013	Jeevan Dhara	Upto 0.5 KW & 30 KWh/month	15 Rs./Month	243 with Govt. Subsidy	
3	BIHAR	w.e.f. 01.04.2013	Kutir Jyoti-BPL	Consumption upto 30 KWh/Month			
				Unmetered Supply			
				K.J. (Rural) upto 60 watt	55 Rs./Month	Nil	
				Metered Supply			
				K.J. (Rural) upto 60 watt		160	40 Rs./Month
				K.J. (Urban) upto 100 watt		195	50 Rs./Month
4	DADRA & NAGAR HAVELI	w.e.f. 01.04.2013	Low income group	With connected load 2X40 Watts only	5 Rs./Month	Nil	
5	DAMAN & DIU	w.e.f. 01.04.2013	Low income group	With connected load 2X40 Watts only	10 Rs./Month	Nil	
6	GOA	w.e.f. 01.04.2013	Low Income Group	For connected load 2X40 Watts - Upto 2 Points	25 Rs./Month	Nil	
7	GUJARAT	w.e.f. 01.04.2013	Below poverty line	Upto 30 KWh/Month	5 Rs./Month	150	
8	HIMACHAL PRADESH	w.e.f. 01.04.2013	Life line	Upto 40 KWh/Month	Nil	100	
9	JAMMU & KASHMIR	w.e.f. 01.04.2013	Below Poverty line (BPL)	Upto 30 units/Month	5 Rs./Month	119	
10	JHARKHAND	w.e.f. 01.08.2012	Kutir Jyoti	Connected load upto 100 Watts for rural areas (unmetered)	40 Rs./Month	Nil	
				0-100 kWh/Month (metered)	15 Rs./Month	120	
11	KARNATAKA	w.e.f. 01.05.2013	Bhagyajyothi / Kutirajyothi	Upto 18 KWh/Month		Nil	
12	LAKSHADWEEP	w.e.f. 01.04.2013	BPL / Kutir Jyothi	Upto 30 units/Month	25 Rs./Month	Nil	
13	MADHYA PRADESH	w.e.f. 01.04.2013	J.J. Clusters	Consumption upto 30 KWh/Month & load upto 100 Watts		290	40 Rs/Month
14	MAHARASHTRA	w.e.f. 01.08.2012	Below Poverty line (BPL)	Consumption upto 30 KWh/Month	10 Rs./Month	76	
15	B.E.S.T. (Mumbai)	w.e.f. 01.09.2013	Below Poverty line (BPL)	Consumption upto 30 KWh/Month	3 Rs./Month	67	
16	RELIANCE ENERGY (Mumbai)	w.e.f. 01.09.2013	Below Poverty line (BPL)	Consumption upto 30 KWh/Month	5 Rs./Month	152	

17	TATA POWER CO. (Mumbai)	w.e.f. 01.07.2013	Below Poverty line (BPL)	Consumption upto 30 KWh/Month	3 Rs./Month	197	
18	MANIPUR	w.e.f. 01.09.2012	Kutir Jyoti	Single light point connection for total consumption in three months upto 45 units			
				(a) Metered Supply			
				1-15 KWh/Month for all units	20 Rs./Month	100	
				Above 15 KWh/Month for all units		150	
(b) Unmetered Supply				20 Rs./Month		As per Appendix No.4(j) of Tariff Order 2012-13	
19	MEGHALAYA	w.e.f. 01.04.2013	Kutir Jyoti / BPL	Metered (For consumption upto 30 units/month only)	Nil	200	
				Un-metered	80 Rs/month	Nil	
20	MIZORAM	w.e.f. 01.08.2012	Kutir Jyoti	Single light point connection for total consumption in three months upto 45 units			
				(a) Metered Supply			
				1-15 KWh/Month for all units	10 Rs./Month	100	
				16-30 KWh/Month for all units		120	
				Above 30 KWh/Month for all units		170	
(b) Unmetered Supply				10 Rs./Month		As per JERC Supply Code Regulations-2010	
21	NAGALAND	w.e.f. 01.04.2013	Kutir Jyoti	Upto to 30 KWh/Month		310	100 Rs./Month/KW of contract demand
22	ORISSA	w.e.f. 01.04.2013	Kutir Jyoti	Upto 30 KWh/Month		Nil	65 Rs./Month
23	PUDUCHERRY	w.e.f. 01.04.2013	Hut Service	With connected load 2X40 Watts only	25 Rs./Month	Nil	
24	RAJASTHAN	w.e.f. 07.06.2013	Below Poverty line (BPL)	Upto 50 units	80 Rs./Month	275	
25	TRIPURA	w.e.f. 01.04.2013	Kutir Jyoti	Upto to 16 kWh/Month	54 Rs./Month	Nil	
26	UTTARAKHAND	w.e.f. 01.05.2013	Below poverty line and Kutir Jyoti	For load upto 1 KW and consumption upto 30 KWh/Month	7 Rs./Month	150	2 Rs./Month additional surcharge
27	UTTAR PRADESH	w.e.f. 10.06.2013	Life Line	For contracted load of 1 kW and consumption upto 100 KWh/month	50 Rs./KW/Month	220	
28	WEST BENGAL	w.e.f. 01.04.2013	Life Line	Upto 75 KWh/quarter	5 Rs./Month	292	
29	CESC LTD. (Kolkata) (West Bengal)	w.e.f. 01.04.2013	Life Line	Upto 25 KWh/month	5 Rs./Month	302	
30	DURGAPUR PROJ. LTD. (West Bengal)	w.e.f. 01.04.2013	Life Line	Upto 25 KWh/month	5 Rs./Month	220	
31	DPSC LTD. (West Bengal)	w.e.f. 01.04.2013	Life Line	All Units	5 Rs./Month	295	

भाग - 2

**राज्यों / संघ - शासित क्षेत्रों द्वारा
विभिन्न उपभोक्ता श्रेणियों के लिए
अभिज्ञापित विद्युत टैरिफ़ का सारांश**

PART-2

**SUMMARY OF NOTIFIED TARIFFS
OF ELECTRICITY FOR VARIOUS
CATEGORIES OF CONSUMERS IN
STATES/UNION TERRITORIES**

ELECTRICITY TARIFF IN ANDAMAN & NICOBAR ISLANDS w.e.f 01.04.2013

Category No.	Category of Service	Energy Charge (Paise/KWh)	Minimum Charge
1	DOMESTIC SUPPLY		
	Upto 100 KWh	200	30 Rs./KVA/Month
	101 to 200 KWh	370	
	201KWh & above	510	
2	COMMERCIAL		
	Upto 200 KWh	540	50 Rs./KVA/Month
	201 to 500 KWh	650	
	501KWh & above	725	
3	INDUSTRIAL SUPPLY		
	Upto 500 KWh	445	50 Rs./HP/Month
	501KWh & above	500	200 Rs./Month for rice, flour Millers of Rural Areas having load upto 15 HP
4	IRRIGATION, PUMPING & AGRICULTURE	125	15 Rs./KVA/Month
5	PUBLIC LIGHTING	450	60 Rs./KVA/Month
6	BULK SUPPLY	920	50 Rs./KVA/Month
7	TEMPORARY SUPPLY	Rate shall be three times the rate applicable to the relevant category of consumers	
	ASSUMED POWER FACTOR	90%	
Reference : Andaman & Nicobar Administration Letter No. EL/PL/10-1/2013/3843 dated 08.07.2013			

ELECTRICITY TARIFF IN ANDHRA PRADESH w.e.f. 01.04.2013

Category No.	Category of Service	Demand Charge (Rs./kW/month)	Energy Charge	Customer Charge (Rs./Month)	Monthly Minimum Charge	
LOW TENSION						
DOMESTIC						
LT-I	Upto 50 units/month					
LT-I (A)	0 - 50 kWh/Month	Nil	145 Paise/kWh	25	Single Phase 25 Rs./Month contract load upto 500 Watts 50 Rs./Month contract load above 500 Watts	
LT-I (B)(i)	Above 50 units/month and upto 100 units/month	Nil	145 Paise/kWh	25		
	0 - 50 kWh/Month		260 Paise/kWh	30	Three Phase 150 Rs./Month	
LT-I (B)(ii)	Above 100 units/month and upto 200 units/month	Nil	260 Paise/kWh	30		
	0 - 100 kWh/Month		360 Paise/kWh	35		
LT-I (B)(iii)	Above 200 units/month		Nil	260 Paise/kWh		25
	0 - 50 kWh/Month			325 Paise/kWh		30
	51 - 100 kWh/Month			488 Paise/kWh		35
	101 - 150 kWh/Month			563 Paise/kWh	40	
	151 - 200 kWh/Month	638 Paise/kWh				
	201 - 250 kWh/Month	688 Paise/kWh		45		
	251 - 300 kWh/Month	738 Paise/kWh				
	301-400 kWh/Month	788 Paise/kWh	45			
	401-500 kWh/Month	838 Paise/kWh				
	Above 500 kWh/Month					
LT-II	NON-DOMESTIC / COMMERCIAL					
LT-II (A)	Non-Domestic / Commercial (upto 50 Units/Month)					
	0-50 kWh/Month	50 Rs./kW/Month	540 Paise/kWh	30	65 Rs./Month for single phase	
LT-II (B)	Non-Domestic / Commercial (above 50 Units/Month)					
	0-50 kWh/Month	50 Rs./kW/Month	663 Paise/kWh	30	65 Rs./Month for single phase	
	51 - 100 kWh/Month		738 Paise/kWh	35		
	101 - 300 kWh/Month		813 Paise/kWh	40	200 Rs./Month for three phase	
	301 - 500 kWh/Month		863 Paise/kWh			
	Above 500 kWh/Month		913 Paise/kWh			
LT-II (C)	ADVERTISING HOARDINGS - All Units	50 Rs./kW/Month	1103 Paise/kWh	45	300 Rs./Month	
LT-III	INDUSTRY (Contracted load of 100 HP / 75KW and below)					
	Industrial - Normal					
	(i) Industries (General)	50 Rs./kW/Month	608 Paise/(kVAh/kWh)	50	upto 20 HP	
	(ii) Pisciculture/ Prawn Culture	20 Rs./kW/Month	463 Paise/(kVAh/kWh)	200	21 - 50 HP	
	(iii) Sugarcane Crushing	20 Rs./kW/Month	463 Paise/(kVAh/kWh)	750	51 - 100 HP	
	(iv) Poultry farms	50 Rs./kW/Month	563 Paise/(kVAh/kWh)			
	(v) Mushroom & Rabbit Farms	50 Rs./kW/Month	563 Paise/(kVAh/kWh)			
	(vi) Floriculture in Green-House	50 Rs./kW/Month	563 Paise/(kVAh/kWh)			
	Rates for Seasonal Industries					
	Consumer under LT-III category for manufacture of sugar or ice or salt, decorticating, seed processing, fruit processing, ginning & pressing, cotton seed oil mills tobacco processing & re-drying and for such industries or processes as approved by the Commission from time to time during certain seasons or limited periods in the tariff year and his main plant is regularly closed during certain months of tariff year.					
	Seasonal Industries (off season) - All Units	50 on 30% of CD	675 Paise/(kVAh/kWh)			
	1% of total energy consumed be deducted from recorded energy for the purpose of billing, if the metering is on HT side.					
LT-IV (A)	Cottage Industries (upto 10 HP) - All units	20 Rs./kW/Month	375 Paise/kWh	30	30 Rs./Month	
LT-IV (B)	Agrobased Activities upto 10 HP) - All Units	20 Rs./kW/Month	375 Paise/kWh	30	30 Rs./Month	
LT-V (A)	Agricultural with Demand Side Management(DSM) measures					
	Dry land Farmers (connections <=3 Nos.)	0	0 Paise/kWh	30		
	Wet land Farmers (Holdings <=2.5 Acres)	0	0 Paise/kWh			
	Dry land Farmers (connections >3 Nos.)	525 Rs./HP/Year*	50 Paise/kWh			
	Wet land Farmers (Holdings >2.5 Acres)	525 Rs./HP/Year*	50 Paise/kWh			
	Corporate Farmers & IT Assesse	0	250 Paise/kWh			
	Equivalent flat rate tariff					

LT-V (B)	Agricultural without Demand Side Management(DSM) measures					
	Dry land Farmers (connections <=3 Nos.)	525 Rs./HP/Year*	50 Paise/kWh	30		
	Wet land Farmers (Holdings <=2.5 Acres)	525 Rs./HP/Year*	50 Paise/kWh			
	Dry land Farmers (connections >3 Nos.)	1050 Rs./HP/Year*	100 Paise/kWh			
	Wet land Farmers (Holdings >2.5 Acres)	1050 Rs./HP/Year*	100 Paise/kWh			
	Corporate Farmers & IT Assesses	0	350 Paise/kWh			
Equivalent flat rate tariff						
* LT-V (C)	Others					
	Salt farming units with connected load upto 15 HP	20 Rs/HP/Month	370 Paise/kWh	30		
	Rural Horticulture Nurseries with CD upto 15 HP	21 Rs/HP/Month	370 Paise/kWh			
	Units with connected load more than 15 HP shall be billed under LT-III category-Industrial General tariff.					
Street Lighting and PWS Schemes						
LT-VI (A)	Street Lighting					
	Panchayats	30 Rs./kW/Month	537 Paise/kWh	30		
	Municipalities	30 Rs./kW/Month	587 Paise/kWh			
	Municipal Corporations	30 Rs./kW/Month	637 Paise/kWh			
2 Rs./Point/Month 6 Rs./Point/Month						
LT-VI (B)	PWS Schemes					
	Panchayats	30 Rs./HP/Month	437 Paise/kWh	30		
	Municipalities	30 Rs./HP/Month	537 Paise/kWh			
	Municipal Corporations	30 Rs./HP/Month	587 Paise/kWh			
50 Rs./Month 100 Rs./Month 100 Rs./Month						
LT-VII (A)	General Purpose - Religious purpose Govt. Educational Institutions, old age homes Charitable trust, etc.		20 Rs./kW/Month	653 Paise/kWh	40	50 Rs./Month for single phase 150 Rs./Month for three phase
LT-VII (B)	Religious Places (for load upto 2 KW only)					
	All Units	20 Rs./kW/Month	470 Paise/kWh	30	Nil	
LT-VIII	Temporary Supply					
	All Units	20 Rs./kW/Month	943 Paise/kVAh/kWh	40	Rs. 125/kW of contracted load for the first 30 days and Rs. 75/kW of CD for every subsequent period of 15 days	
Additional Charges for delayed payment of Bills: Consumers are liable to pay delayed payment charges per month on the bill amount at the rates given blow.						
LT - I (A)				10 Rs/Month	30	
LT - I (B), LT - IV				25 Rs/Month		
LT - II (A) with CD upto 1 KW				25 Rs/Month		
HIGH TENSION						
HT-I (A)	Industry					
	Industry -General					
	11 kV	350 Rs./kVA/Month	573 Paise/kVAh*	1125		
	33 kV		530 Paise/kVAh*	1125		
	132 kV and above		490 Paise/kVAh*	2250		
	* Rs 1.00/kVAh Time of Day is leviable on energy consumption during the period from 06.00 PM to 10.00 PM, in addition to the normal energy charges a respective voltages.					
	Lights and Fans					
	11 kV		573 Paise/kVAh	1125		
	33 kV		530 Paise/kVAh	1125		
	132 kV and above		490 Paise/kVAh	2250		
(B)	Ferro Alloy Units					
	11 kV	Nil	541 Paise/kVAh	1125		
	33 kV		498 Paise/kVAh	1125		
	132 kV and above		458 Paise/kVAh	2250		
	Colony (11kV/33kV/132kV and above)					
	132 kV and above					
	Seasonal Industries coming under HT-1(A)					
	11 kV	350 Rs./kVA/Month of Billing Demand #	690 Paise/kVAh	1125		
33 kV	628 Paise/kVAh		1125			
132 kV and above	603 Paise/kVAh		2250			
#	Based on the Recorded Maximum Demand or 30% of the Contracted Demand whichever is higher.					

HT-II	Others (consumers other than those covered under HT I and III to VII)				
	11 KV	350 Rs./kVA/Month	690 Paise/kVAh*	1125	Recorded Maximum Demand during the month or 80% of CD whichever is higher and actual energy consumption or 25 kVAh/kVA of billing demand/Month, whichever is higher
	33 KV		628 Paise/kVAh*	1125	
	132 KV and above		603 Paise/kVAh*	2250	
HT-III	Airports, Railway Stations and Bus Stations				
	11 KV	350 Rs./kVA/Month	658 Paise/kVAh*	1125	Recorded Maximum Demand during the month or 80% of CD whichever is higher and actual energy consumption or 50 kVAh/kVA of billing demand/Month, whichever is higher
	33 KV		601 Paise/kVAh*	1125	
	132 KV and above		572 Paise/kVAh*	2250	
*	Rs 1.00/kVh Time of Day is leviable on energy consumption during the period from 06.00 PM to 10.00 PM, in addition to the normal energy charges a respective voltages.				
HT-IV	Irrigation and CPWS				
(A)	Govt. Lift Irrigation Schemes and Agriculture		537 Paise/kVAh	As applicable	300 Rs./kVA/Year
(B)	Composite Protected Water Supply (CPWS) Scheme		439 Paise/kVAh	As applicable	
HT-V	Railway Traction		636 Paise/kVAh	As applicable	actual energy consumption or 32 kVAh/kVA/month of CD whichever is higher
HT-VI	Townships & Residential Colonies(All Votab	50 Rs./kVA/Month	568 Paise/kVAh	As applicable	actual energy consumption or 25 kVAh/kVA of CD whichever is higher
HT-VII	Green Power		1078 Paise/kVAh		
HT-VIII	Temporary (11/33/132 KV and above)	1.5 times of the Tariff corresponding HT Consumer Category			
	Rural Electric Co-Op Societies (Siricilla)	Nil	86 Paise/kVh		
Additional Charges for Maximum Demand in excess of the Contracted Demand					
	RMD over CMD	Demand Charges on Excess Demand	Energy Charges on Full Energy		
	100% to 120%	2 times of normal charge	Normal		
	Above 120% and upto 200%	2 times of normal charge	1.15 times of normal charge		
	More than 200%	2 times of normal charge	1.20 times of normal charge		
Additional Charges for delayed payment of Bills					
5 paise/Rs 100/day of bill amount or Rs 550 whichever is higher					
ASSUMED POWER FACTOR 95%					
NOTE: FSA will be extra as applicable as notified by the Commission from time to time					
VOLTAGE SURCHARGE					
H.T. consumers who are now getting supply at voltage different from the declared voltages and who want to continue taking the supply at the same voltage will be charged as per the rates indicated below :					
Sr. No.	Contracted Demand with Licensee & Other sources (in KVA)	Voltage at which supply should be availed (in KV)	Voltage at which consumer is availing supply (in KV)	Rates % extra over the normal rates	
(A)	For HT consumers availing supply through common feeder				
1	1501 to 5000 KVA	33	11	Demand Charges	Energy charges
2	Above 5000 KVA	132 or 220	66 or below	12%	10%
(B)	For HT consumers availing supply through independent feeder				
1	2501 to 10000 KVA	33	11	12%	10%
2	Above 10000 KVA	132 or 220	66 or below	12%	10%
Reference :	Northern Power Distribution Company of AP Limited, Warangal Letter No. CGM/COMML,IPC&RAC/NPDCL/WGL/RAC/F.CEA/D.No.191/13 dated 13.08.2013				
	Eastern power Distribution Company of AP Limited, Visakhapatnam Letter No. CGM/C&R/EPDCL/VSP/GMR&P/DE/R&P/F:54/D.No. 4330/13 dated 31.08.2013				

ELECTRICITY TARIFF IN ARUNACHAL PRADESH w.e.f 01.04.2013

Category No.	Category of Service	Energy Charge (Paise/kWh)	Minimum Charge
1	DOMESTIC		
	LT (Low Tension)		
	(i) AC 50 Hz, 1-Phase, 230 Volt	400	32 Rs./KW/Month
	(ii) AC 50 Hz, 3-Phase, 400 Volt	400	53 Rs./KW/Month
	(iii) AC 50 Hz, 1-Phase, 230 Volt KJP & BPL Connection	265	53 Rs./Connection/Month
	HT (High Tension)		
	(i) AC 50 Hz, 3-Phase, 11 KV	340	168 Rs./KW/Month
(ii) AC 50 Hz, 3-Phase, 33 KV	325	134 Rs./KW/Month	
2	COMMERCIAL (Non-Industrial)		
	LT (Low Tension)		
	(i) AC 50 Hz, 1-Phase, 230 Volt	500	32 Rs./KW/Month
	(ii) AC 50 Hz, 3-Phase, 400 Volt	500	53 Rs./KW/Month
	HT (High Tension)		
	(i) AC 50 Hz, 3-Phase, 11 KV	420	168 Rs./KW/Month
(ii) AC 50 Hz, 3-Phase, 33 KV	400	134 Rs./KW/Month	
3	PUBLIC LIGHTING & WATER SUPPLY CONSUMERS		
	LT (Low Tension)		
	(i) AC 50 Hz, 1-Phase, 230 Volt	510	32 Rs./KW/Month
	(ii) AC 50 Hz, 3-Phase, 400 Volt	510	53 Rs./KW/Month
	HT (High Tension)		
	(i) AC 50 Hz, 3-Phase, 11 KV	420	168 Rs./KW/Month
(ii) AC 50 Hz, 3-Phase, 33 KV	400	134 Rs./KW/Month	
4	AGRICULTURE CONSUMERS		
	LT (Low Tension)		
	(i) AC 50 Hz, 1-Phase, 230 Volt	310	32 Rs./KW/Month
	(ii) AC 50 Hz, 3-Phase, 400 Volt	310	53 Rs./KW/Month
	HT (High Tension)		
	(i) AC 50 Hz, 3-Phase, 11 KV	275	168 Rs./KW/Month
(ii) AC 50 Hz, 3-Phase, 33 KV	265	134 Rs./KW/Month	
5	INDUSTRIAL CONSUMERS		
	LT (Low Tension)		
	(i) AC 50 Hz, 1-Phase, 230 Volt	420	32 Rs./KW/Month
	(ii) AC 50 Hz, 3-Phase, 400 Volt	420	32 Rs./KW/Month
	HT (High Tension)		
	(i) AC 50 Hz, 3-Phase, 11 KV	375	168 Rs./KW/Month
	(ii) AC 50 Hz, 3-Phase, 33 KV	340	134 Rs./KW/Month
(iii) AC 50 Hz, 3-Phase, 132 KV & above	325	101 Rs./KW/Month	
6	BULK MIXED CONSUMERS		
	HT (High Tension)		
	(i) AC 50 Hz, 3-Phase, 11 KV	375	168 Rs./KW/Month
	(ii) AC 50 Hz, 3-Phase, 33 KV	340	134 Rs./KW/Month
(iii) AC 50 Hz, 3-Phase, 132 KV & above	325	101 Rs./KW/Month	
7	TEMPORARY CONSUMERS		
	LT (Low Tension)		
	(i) AC 50 Hz, 1-Phase, 230 Volt	635	N.A.
(ii) AC 50 Hz, 3-Phase, 400 Volt	635	N.A.	

Reference : Govt. of Arunachal Pradesh, Department of Power, Public Notice No. PWRS/W-256/95-96/Vil-III dated 21.06.2013

ELECTRICITY TARIFF IN ASSAM w.e.f. 01.12.2013

CATEGORY	Category of Service	Fixed Charge	Energy Charge (P/kWh)
LT-I	JEEVAN DHARA UPTO 0.5 KW & 30 KWh/month Energy Charge with Government Subsidy	15 Rs/Month	353 243
LT-II	DOMESTIC A :FOR LOAD UPTO 5 KW	30 Rs/KW/Month	428
	First 120 kWh/Month Energy Charge with Government Subsidy		358
	Next 120 kWh/Month		545
	Balance kWh (above 240 kWh)		615
LT-III	DOMESTIC B:FOR LOAD > 5 KW & UPTO 20 KW	30 Rs/KW/Month	575
LT-IV	COMMERCIAL UPTO 20 KW	110 Rs/KW/Month	615
LT-V	GENERAL PURPOSE SUPPLY UPTO 20 KW	125 Rs/KW/Month	515
LT-VI	PUBLIC LIGHTING	120 Rs/KW/Month	530
LT-VII	AGRICULTURE UPTO 7.5 HP	30 Rs/KW/Month	375
LT-VIII	SMALL INDUSTRIES CONNECTED LOAD UPTO 25KVA (below 20 KW)		
	RURAL INDUSTRIES	30 Rs/KW/Month	400
	URBAN INDUSTRIES	40 Rs/KW/Month	425
LT-IX	TEMPORARY SUPPLY		
	Domestic	80 Rs/KW/Day or Rs 7.65/kWh whichever is higher	
	Agriculture	50 Rs/KW/Day or Rs 5.65/kWh whichever is higher	
	Non- Domestic & Non-Agriculture	125 Rs/KW/Day or Rs 9.75/kWh whichever is higher	
HT-I	DOMESTIC > 25 KVA	30 Rs/KVA/Month	570
HT-II	COMMERCIAL > 25 KVA	115 Rs/KVA/Month	600
HT-III	PUBLIC WATER WORKS	125 Rs/KVA/Month	520
HT-IV	BULK SUPPLY		
	(i) Government educational institutions	110 Rs/KVA/Month	535
	(ii) Others	145 Rs/KVA/Month	575
HT-V (A)	SMALL INDUSTRIES CONNECTED LOAD > 25KVA & UPTO 50 KVA	40 Rs/KVA/Month	450
HT-V (B)	HT-I INDUSTRIES CONNECTED LOAD > 50KVA & UPTO 150 KVA	100 Rs/KVA/Month	515
	TIME OF THE DAY (TOD) Tariff		
	Time 0600 - 1700 Hrs.(normal)		515
	Time 1700 - 2200 Hrs.(peak)		740
	Time 2200 - 0600 Hrs.(night)		450
HT-V (C)	HT-II INDUSTRIES CONNECTED LOAD > 150KVA		
	OPTION -1	140 Rs/KVA/Month	548
	OPTION -2	270 Rs/KVA/Month	478
	TIME OF THE DAY (TOD) Tariff		
	Time 0600 - 1700 Hrs.(normal)		410
	Time 1700 - 2200 Hrs.(peak)		555
	Time 2200 - 0600 Hrs.(night)		360

HT-VI	TEA, COFFEE AND RUBBER - Seasonal Tariff (Apr. to Nov.)	230 Rs/KVA/Month	565
	TIME OF THE DAY (TOD) Tariff		
	Time 0600 - 1700 Hrs.(normal)		565
	Time 1700 - 2200 Hrs.(peak)		745
	Time 2200 - 0600 Hrs.(night)		540
	Off-Season Tariff (Dec. to Mar.)	40 % of contracted demand during season	565
HT-VII	OIL AND COAL	270 Rs/KVA/Month	580
	TIME OF THE DAY (TOD) Tariff		
	Time 0600 - 1700 Hrs.(normal)		580
	Time 1700 - 2200 Hrs.(peak)		755
	Time 2200 - 0600 Hrs.(night)		565
HT-VIII	IRRIGATION > 7.5HP (11 KV & Above)	40 Rs/KVA/Month	500
Power Factor Penalty :			
1% on total consumption for every 1% fall in PF below 85% to 60% plus 2% for every 1% fall below 60% to 30%			
Power Factor Rebate :			
1% on total consumption for every 1% rise in PF above 85% and 2% for every 1% rise above 95%			
3% Rebate on energy consumption to all categories of HT consumers for availing supply at higher voltage than as applicable			
3% Additional energy charges from all categories of HT consumers for metering on L.T. side on account of transformer loss			
1.5% Surcharge per month or part thereof in simple interest shall be levied, if payment is not made in full on or before the due date from all categories of consumers.			
Assumed Power Factor		85%	
Reference : AERC website Tariff Order dated 21.11.2013			

ELECTRICITY TARIFF IN BIHAR w.e.f. 01.04.2013

Category No.	Category of Service	Demand Charge	Energy Charge Paise/kWh	Prompt Payment Rebate	Monthly Minimum
LOW TENSION SUPPLY					
Kutir Jyoti-BPL Consumers (Consumption upto 30 kWh/Month)					
Unmetered Supply					
	K.J. (Rural) load upto 60 watts	55 Rs/Month		2 Rs/Month	
Metered Supply					
	K.J. (Rural) load upto 60 watts		160	10 Paise/kWh	40 Rs./Month/Connection
	K.J. (Urban) load upto 100 watts		195		50 Rs./Month/Connection
DS - I	Domestic service for Rural areas connected load upto 2 KW				
	Unmetered Supply	160 Rs/Month		3 Rs/Month	
	Metered Supply				
	First 50 kWh/Month		200	10 Paise/kWh	40 kWh/Month for 1st KW 20 kWh/Month for 2nd KW
	51 to 100 kWh/Month		230		
	Above 100 kWh/Month		270		
DS - II	Domestic service for Urban areas covered by Notified Area Committee/ Municipality/ Municipal Corporation/ Development Authority/ all Disstt. and Sub-Divisional Towns /Block Headquarters/ Industrial Areas/ Contiguous Sub-urban areas etc.				
(Metered)	1 - 100 kWh/Month	55 Rs/Month for 1- Φ first KW	285	10 Paise/kWh	40 kWh/Month for 1st KW 20 kWh/Month for each additional KW
	101 - 200 kWh/Month	15 Rs/Month for Addl. KW (7 kW)	350		
	201 - 300 kWh/Month	250 Rs/Month for 3- Φ , 5 KW & above	420		
	Above 300 kWh/Month	15 Rs/Month for Addl. KW	530		
DS-II (D)	Demand Based Tariff (For Contract demand of 5 KW to 70 KW) 3-Φ only				
(Optional)	1 - 100 kWh/Month	60 Rs/KW/Month or part thereof (on recorded demand or contract demand whichever is higher)	285	10 Paise/kWh	50 kWh/KW/Month (on recorded demand or contract demand whichever is higher)
	101 - 200 kWh/Month		350		
	201 - 300 kWh/Month		420		
	Above 300 kWh/Month		530		
DS - III	Domestic service for Registered Societies for their residential colonies having not less than 15 houses/flats				
(Metered)		55 Rs/KW/Month	420	10 Paise/kWh	40 kWh/flat/Month for 1st KW 20 kWh/flat/Month for each additional KW
NDS - I	Non-domestic service for rural areas connected load upto 2 KW				
	Unmetered Supply	220 Rs/Month		3 Rs/Month	
	Metered Supply				
	First 100 kWh/Month		230	10 Paise/kWh	50 kWh/KW/Month
	101 to 200 kWh/Month		270		
	Above 200 kWh/Month		310		
NDS - II	Non-domestic service for urban areas for loads upto 70 KW covered by Notified Area Committees/ Municipalities/ Municipal Corporations/ Rural Development Authorities/ Disstt. and Sub-Divisional Towns /Block Headquarters/Industrial Areas/ Contiguous sub-urba				
(Metered)	First 100 kWh/Month	180 Rs/KW/Month upto 7 KW (1- Φ)	500	10 Paise/kWh	50 kWh/KW/Month
	101 to 200 kWh/Month	200 Rs/KW/Month 5KW & above (3- Φ)	530		
	Above 200 kWh/Month		570		
NDS-II (D)	Demand Based Tariff (For Contract demand of 5 KW to 70 KW) 3-Φ only				
(Optional)	First 100 kWh/Month	250 Rs/KW/Month or part thereof (on recorded demand or contract demand whichever is high)	500	10 Paise/kWh	70 kWh/KW/Month
	101 to 200 kWh/Month		530		
	Above 200 kWh/Month		570		

NDS - III (Metered) Non-domestic service for places of worship like temples, gurudwaras, churches and burial / crematorium grounds					
NDS - III (Metered)	First 100 kWh/Month	80 Rs/KW/Month with minimum of Rs.165 /month/connection for load upto 30 KW	300	10 Paise/kWh	50 kWh/KW/Month
	101 to 200 kWh/Month		380		
	Above 200 kWh/Month		470		
NDS-III (D) (Optional) Demand Based Tariff (For Contract demand of 5 KW to 30 KW)					
NDS-III (D) (Optional)	First 100 kWh/Month	80 Rs/KW/Month or part thereof (on recorded demand or contract demand whichever is high)	300	10 Paise/kWh	70 kWh/KW/Month
	101 to 200 kWh/Month		380		
	Above 200 kWh/Month		470		
IAS - I Irrigation & Agricultural service for private tubewells & agricultural purposes					
IAS - I	Unmetered Supply				
	Rural feeder	120 Rs/HP/Month		5 Rs/HP/month	
	Urban feeder	160 Rs/HP/Month			
	Metered Supply				
	Rural feeder		110	10 Paise/kWh	85 Rs/HP/Month
	Urban feeder		170		130 Rs/HP/Month
IAS - II Irrigation & agricultural service State tubewells/ State lift irrigation pumps/ State irrigation pumps upto 100 HP					
IAS - II	Unmetered Supply				
	Rural feeder	900 Rs/HP/Month		5 Rs/HP/month	
	Urban feeder	1000 Rs/HP/Month			
	Metered Supply				
	Rural feeder		600	10 Paise/kWh	225 kWh/HP/Month
	Urban feeder		700		
LTIS LT INDUSTRIAL SERVICE					
LTIS - I	For Connected load upto 25 HP - All Units	85 Rs./HP/Month	535	10 Paise/kWh	70 kWh/HP/Month
LTIS - I (D) (Optional) Demand Based Tariff (For Contract demand of 5 KW to 15 KW)					
LTIS - I (D) (Optional)	All Units	170 Rs/KW/Month	535	10 Paise/kWh	125 kWh/KW/Month
LTIS - II	For Connected load above 25 HP and upto 99 HP - All Units	110 Rs./HP/Month	570	10 Paise/kWh	100 kWh/HP/Month
LTIS - II (D) (Optional) Demand Based Tariff (For Contract demand above 15 KW and upto 70 KW)					
LTIS - II (D) (Optional)	All Units	195 Rs/KW/Month	570	10 Paise/kWh	180 kWh/KW/Month
PWS	PUBLIC WATER WORKS (For load upto 99 HP)-All Units	205 Rs/HP/Month	700	10 Paise/kWh	165 kWh/HP/Month
SS STREET LIGHT SERVICES					
S.S.-I	Metered street light for mast light & traffic light - All Units				
	i) Gram panchayats		700	10 Paise/kWh	160 kWh/KW/Month
	ii) Nagar Palika/ NAC/Municipality				220 kWh/KW/Month
	iii) Municipal Corporations				250 kWh/KW/Month
S.S.-II	Unmetered street light/ traffic light/ blinkers in villages & towns				
	i) Gram panchayats	270 Rs per 100 W/Month		3 Rs/Month	
	ii) Nagar Palika/ NAC/Municipality	360 Rs per 100 W/Month			
	iii) Municipal Corporations	440 Rs per 100 W/Month			
HT HIGH TENSION SUPPLY - ALL UNITS					
HTS - I	11KV or 6.6 kV (with C.D. 75 KVA upto 1500 KVA)	270 Rs./kVA/Month	570	1 Paise/kWh	
	NOTE : The billing demand shall be the maximum demand recorded during the month or 85% of the contract demand whichever is higher.				
	Surcharge @ 7.5% on demand and energy charges for power supplied at 6.6 KV				
HTS - II	33 KV (with minimum C.D. of 1000 kVA & maximum of 15000 kVA)	270 Rs./kVA/Month	550	1 Paise/kWh	
	NOTE : The billing demand shall be the maximum demand recorded during the month or 85% of the contract demand whichever is higher.				

HTS - III	132 KV (with minimum C.D. of 7.5 MVA)	270 Rs./kVA/Month	540	1 Paise/kWh	
NOTE : The billing demand shall be the maximum demand recorded during the month or 85% of the contract demand whichever is higher.					
HTSS	High Tension Specified Service (AT 33/11 KV)				
	For Induction Furnaces having demand of 300 kVA and more	700 Rs./kVA/Month	310	1 Paise/kWh	
Surcharge @ 5% on demand and energy charges for power supplied at 11 KV					
Time of Day tariff (TOD) for all HT consumers					
	Time of use	Demand Charge	Energy Charge		
(i)	Normal period (5:00 a.m. to 5:00 p.m.)	Normal rate of Demand Charge	Normal rate of energy charge		
(ii)	Evening peak load period (5:00 p.m. to 11:00 p.m.)		120% of normal rate of energy charge		
(iii)	Off-peak load period (11:00 p.m. to 5:00 a.m.)		85% of normal rate of energy charge		
RTS	RAILWAY TRACTION SERVICE - ALL UNITS				
	At 132 KV	240 Rs./kVA/Month	555	1 Paise/kWh	
15	Paise/kWh of rebate will be provided for availing supply at voltages higher than 132 KV				
15	Paise/kWh of surcharge is to be billed for availing supply at voltages lower than 132 KV				
Note: The billing demand shall be the maximum demand recorded during the month or 85% of the contract demand whichever is higher.					
POWER FACTOR SURCHARGE / REBATE					
1% surcharge on demand & energy charge for each 1% fall in Power Factor below 90% & upto 80%					
1.5% surcharge on demand & energy charge for each 1% fall in Power Factor below 80%					
0.5% rebate on demand & energy charge for each 1% increase in Power Factor above 90% & upto 95%					
1% rebate on demand & energy charge for each 1% increase in Power Factor above 95%					
Delayed Payment Surcharge					
1.5% per month or part thereof on the principal amount of bill will be levied for payment after due date.					
ASSUMED POWER FACTOR		90%			
Reference : BERC Website, Tariff Order dated 15/03/2013					

ELECTRICITY TARIFF IN CHANDIGARH w.e.f. 01.04.2013

Sl. No.	Category of Service	Demand/Fixed Charge	Energy Charge (Paise/kWh)	Monthly Minimum Charge
DS	DOMESTIC SUPPLY			
	0 - 150 kWh/Month	Nil	230	
	151 - 400 kWh/Month		420	
	Above 400 kWh/Month		440	
NRS	COMMERCIAL / NON RESIDENTIAL SUPPLY			
	0 - 150 kWh/Month	6 Rs/KW/Month	430	
	151 - 400 kWh/Month	70 Rs/KW/Month	450	
	Above 400 kWh/Month	70 Rs/KW/Month	470	
LS	LARGE INDUSTRIAL POWER SUPPLY (At 11 kV & load above 100 KW)	70 Rs/KW/Month	470	
20% surcharge is leviable for supply at 400 Volts 3% Rebate is allowed for supply at 33 KV and above 17.50% Surcharge is leviable for all the Arc furnace consumers getting supply at 11KV and other industrial consumers having contract demand exceeding 5000 KVA and running at 5% Additional surcharge is leviable in case of steel rolling mills getting supply at 400 Volts				
MS	MEDIUM INDUSTRIAL POWER SUPPLY (from 21 kW to 100 kW)	70 Rs/KW/Month	450	
SP	SMALL INDUSTRIAL POWER SUPPLY (Upto 20 KW or 26 BHP)	6 Rs/KW/Month	440	
AR	AGRICULTURE PUMPING SUPPLY (Upto 20 KW or 26 BHP)	Nil	230	
PL	PUBLIC LIGHTING			
	Public Lighting System (All units)	70 Rs/KW/Month	430	
	Advertisement/ Neon Sign Boards (All units)	70 Rs/KW/Month	600	
BS	BULK SUPPLY (GENERAL / MIXED LOADS EXCEEDING 10 KW)	70 Rs/KW/Month	450	
TS	TEMPORARY SUPPLY	Nil	670	
Power Factor Incentive:				
0.5% Incentive on demand and enegy charges fo each 1% increase in monthly averagepower factor above 95%				
Delayed Payment Surcharge:				
2% per month on delayed amount, if the payment is made after the due date				
Power Factor surcharge:				
1% of consumption charges for every 1% fall in pf below 90% and upto 85%				
1.5% of consumption charges for every 1% fall in pf below 85% and upto 80%				
2% of consumption charges for every 1% fall in pf below 80% and upto 75%				
3% of consumption charges for every 1% fall in pf below 75%				
Time of Day (TOD) tariff : Optional unless otherwise specifically stated to the contrary in the tariff order.				
Time of Use		Demand Charges		Energy Charges
Normal period (0600 Hrs - 1800 Hrs)		Normal Rate		Normal rate of energy charges
Evening peak load period (1800 Hrs - 2200 HRS)		Normal Rate		120% of Normal rate of energy charges
Off-peak load period (2200 Hrs - 0600 Hrs)		Normal Rate		90% of Normal rate of energy charges
Assumed Power Factor		90%		
Reference : JERC website, Tariff Order dated 15.04.2013				

ELECTRICITY TARIFF IN CHHATTISGARH w.e.f. 01.08.2013

Category	Category of Service	Demand / Fixed Charge	Energy Charge	Minimum Charge
LOW TENSION TARIFF				
LV-1	DOMESTIC (including BPL consumers)			
	0 - 100 Units/Month	140 Paise/kWh	70 Paise/kWh	30 Rs/Month for single phase supply 100 Rs/Month for three phase supply
	101 - 200 Units/Month	160 Paise/kWh	80 Paise/kWh	
	201 - 600 Units/Month	230 Paise/kWh	110 Paise/kWh	
601 Units/Month and above	385 Paise/kWh	200 Paise/kWh		
LV-2	NON - DOMESTIC			
LV 2.1	Non-Domestic (Normal Tariff)			
	0 - 100 Units/Month	250 Paise/kWh	150 Paise/kWh	50 Rs/Month for single phase supply 200 Rs/Month for three phase supply
	101 - 500 Units/Month	300 Paise/kWh	180 Paise/kWh	
501 Units/Month and above	375 Paise/kWh	210 Paise/kWh		
LV 2.2	Non-Domestic (Demand based Tariff)			
	For Contract Demand of 15 to 75 KW	150 Rs/KW/Month	450 Paise/kWh	
LV-3	LT AGRICULTURE			
	Metered supply	25 Rs/HP/Month	130 Paise/kWh	
LV-4	LT AGRICULTURE ALLIED SERVICES			
LV 4.1	Upto 100 HP or 75 kW	60 Rs/HP/Month or 80.43 Rs/KW/Month	335 Paise/kWh	
	Demand based Tariff for contract demand of 15 kW to 75 kW	150 Rs/KW/Month	315 Paise/kWh	
LV-5	LT INDUSTRY			
	5.1 Flour Mills, Hullers, Power Looms, Grinders upto 15 HP	25 Rs/HP/Month	240 Paise/kWh	
	5.2 Other Industries			
	5.2.1 Upto 25 HP	60 Rs/HP/Month	315 Paise/kWh	
	5.2.2 Above 25 HP upto 100 HP	100 Rs/HP/Month	375 Paise/kWh	
5.3 Demand based Tariff for contract demand of 15 kW to 75 kW	150 Rs/KW/Month	385 Paise/kWh		
LV-6	PUBLIC UTILITIES- STREET LIGHTS & WATER WORKS		55 Rs/HP/Month or 74 Rs/KW/Month	285 Paise/kWh
LT	TEMPORARY SUPPLY			
		Fixed & Energy charge @ 1.5 times the normal tariff as applicable to the corresponding consumer categories		
EXTRA HIGH TENSION (EHT) TARIFF				
EHV-1	RAILWAY TRACTION (AT 400/220/132 KV)		345 Rs/KVA/Month	335 Paise/kVAh
EHV-2	HEAVY INDUSTRIES WITH CONTRACT DEMAND ABOVE 20 MVA		Paise/kVAh	
	AT 400/220/132 KV		345 Rs/KVA/Month	370 Paise/kVAh
EHV-3	STEEL INDUSTRIES WITH CONTRACT DEMAND UPTO 20 MVA			
	AT 400/220/132 KV		345 Rs/KVA/Month	310 Paise/kVAh
EHV-4	OTHER EHV CONSUMERS WITH CONTRACT DEMAND UPTO 20 MVA			
	AT 400/220/132 KV		345 Rs/KVA/Month	350 Paise/kVAh
HIGH TENSION (HT) TARIFF (33 or 11 KV)				
HV-1	STEEL INDUSTRIES			
HV-1.1	AT 33 KV	360 Rs/KVA/Month	350 Paise/kWh	
HV-1.2	AT 11 KV	370 Rs/KVA/Month	360 Paise/kWh	

Optional Tariff for Mini Steel Plant (Mini steel plant exclusively and only having Electrical Arc Furnace or Induction Furnace for the manufacturing of steel)			
HV-1.3	AT 33 KV	250 Rs/KVA/Month	380 Paise/kWh
HV-1.4	AT 11 KV	260 Rs/KVA/Month	390 Paise/kWh
HV-2	MINES & CEMENT INDUSTRIES		
HV-2.1	AT 33 KV	360 Rs/KVA/Month	395 Paise/kWh
HV-2.2	AT 11 KV	370 Rs/KVA/Month	405 Paise/kWh
HV-3	OTHER HT INDUSTRIES (not covered under categories HV-1, HV-2 and HV-4)		
HV-3.1	AT 33 KV	360 Rs/KVA/Month	350 Paise/kWh
HV-3.2	AT 11 KV	370 Rs/KVA/Month	360 Paise/kWh
HV-4	LOW LOAD FACTOR INDUSTRIES		
HV-4.1	AT 33 KV	205 Rs/KVA/Month	375 Paise/kWh
HV-4.2	AT 11 KV	210 Rs/KVA/Month	385 Paise/kWh
HV-5	RESIDENTIAL PURPOSE		
HV-5.1	AT 33 KV	360 Rs/KVA/Month	320 Paise/kWh
HV-5.2	AT 11 KV	370 Rs/KVA/Month	330 Paise/kWh
HV-6	GENERAL PURPOSE NON-INDUSTRIAL		
HV-6.1	AT 33 KV	360 Rs/KVA/Month	410 Paise/kWh
HV-6.2	AT 11 KV	370 Rs/KVA/Month	420 Paise/kWh
HV-7	PUBLIC WATER WORKS & IRRIGATION		
HV-7.1	AT 33 KV	205 Rs/KVA/Month	290 Paise/kWh
HV-7.2	AT 11 KV	210 Rs/KVA/Month	300 Paise/kWh
HV-8	START-UP POWER TARIFF		
	AT 400 /220 /132 /33 /11 KV	185 Rs/KVA/Month	540 Paise/kVAh
HV-9	AGRICULTURE ALLIED ACTIVITIES		
HV-9.1	AT 33 KV	360 Rs/KVA/Month	320 Paise/kWh
HV-9.2	AT 11 KV	370 Rs/KVA/Month	330 Paise/kWh
HV-10	Industries related to manufacturing of equipments for power generation from renewable energy sources		
	AT 220/132/33/11 KV	345 Rs/KVA/Month	300 Paise/kVAh
EHV & HV	ALL TEMPORARY CONNECTION (other than HV-8) 1.5 times of the normal HT Tariff applicable for the corresponding category for demand & energy charge		
	TIME OF DAY TARIFF: (Applicable to EHV-2, EHV-3, EHV-4, HV-1, HV-2, HV-3 and HV-10 categories)		
	DEMAND CHARGES	Normal rate of Demand Charge PLUS	
	ENERGY CHARGE		
	PERIOD OF CONSUMPTION	RATE (Rs./KWh)	
	Normal period (0500 Hrs to 1800 Hrs)	Normal rate of Energy charge	
	Evening Peak load period (1800 Hrs to 2300 Hrs)	130% of Normal rate of Energy charge	
	Off-peak load period (2300 Hrs to 0500 Hrs of next day)	85% of Normal rate of Energy charge	
	Power Factor Incentive/Surcharge (For all HV category consumers exclusive of HV-8 and HV-10 category consumers)		
	1% incentive of total amount of the bill under the head energy charge for each 1% increase in p.f. above 95% upto unity power factor		
	1% surcharge on total amount of the bill under the head energy charge for each 1% decrease in p.f. below 90% upto 85%		
	2% surcharge on total amount of the bill under the head energy charge for each 1% decrease in p.f. below 85%		
	Delayed Payment Surcharge		
	1.5% per month as surcharge on outstanding amount of the bill (including arrears, if any, but excluding amount of surcharge) if the bill is not paid within the prescribed period.		
	ASSUMED POWER FACTOR	90%	
	Reference : CHHATTISGARH STATE POWER DISTRIBUTION CO. LTD letter No. 02-02/RAC/2031 dated 02.08.2013		

ELECTRICITY TARIFF IN DADRA & NAGAR HAVELI w.e.f. 01.04.2013

Sr. No.	Category of Service	Demand/Fixed Charge	Energy Charge (P/kWh)
I-A	Domestic		110
	0 - 50 kWh/Month		170
	51- 200 kWh/Month		220
	201 - 400 kWh/Month		250
	401 and above kWh/Month		
I-B	Low income group consumers with connected load 2X40 W bulbs only	5 Rs./Service connection/Month	
II	Non-Domestic		225
	First 100 kWh/Month		300
	Beyond 100 kWh/Month		
III	LT-INDUSTRIAL (including Water Works/ pumps sanctioned load upto 99 HP)		300
	Upto 20 HP	Nil	300
	Above 20 HP	20 Rs./HP/Month or part thereof	
IV	HT/EHT CATEGORY		
	(A) Industries/Motive power at 11 KV & 66 KV having	100 kVA contract demand and above	
	1 - 50000 kWh/Month	75 Rs./KVA/Month or part thereof for billing demand upto the contract demand	370
	50001 - 500000 kWh/Month	150 Rs./KVA/Month or part thereof for billing demand in excess of contract demand	380
	500001 kWh/Month and above		385
	(B) Ferro Metallurgical / Steel Melting / Steel Re-rolling Power Intensive Industries		
	First 300 kWh/kVA	500 Rs./KVA/Month for billing demand upto the contract demand	270
	301 to 500 kWh/kVA	1000 Rs./KVA/Month for billing demand in excess of contract demand	340
	Above 500 kWh/kVA		370
	Penalty Charges from all HT/EHT Category of consumers for units drawn beyond contract demand as twice the applicable Charges.		
Surcharge in addition to normal tariff @1% on billed demand and energy charges for each fall of 1% in power factor below 90% and upto 70%			
Power Factor incentive @ 0.5% on demand and energy charges for every 1% increase in power factor above 95%			
V	Agriculture and Poultry		65
	For connected load upto 10 HP		85
	Beyond 10 HP and upto 99 HP connected load		160
VI	Public Lighting		
VII	Temporary Supply	1.5 times of Fixed Charges plus Energy Charges under corresponding permanent supply category	
	Assumed Power Factor	90%	
Reference: JERC website, Tariff Order dated 25.03.2013			

ELECTRICITY TARIFF IN DAMAN & DIU w.e.f. 01.04.2013

Sr. No.	Category of Service	Demand/Fixed Charge	Energy Charge (P/kWh)
I-A	Domestic		
	0 to 50 kWh/Month		120
	51 to 200 kWh/Month		180
	201 to 400 kWh/Month		220
	Beyond 400 kWh/Month		255
I-B	Low income group consumers with connected load 2X40 W bulb only		
	10 Rs./Service connection/Month		
Penal Charges @ Rs. 20/- per month/point for unauthorised increase in load beyond 2x40 W			
II	Non-Domestic /Commercial		
	First 100 kWh/Month		265
	Beyond 100 kWh/Month		365
III	LT-Industrial including Public Water Works upto 99 HP		
	Upto 20 HP	Nil	370
	Above 20 HP	25 Rs./HP/Month or part thereof	380
IV	HT/EHT CATEGORY		
(A)	Industries/Motive power at 11 KV & 66 KV having		100 kVA contract demand and above
	1 - 50000 kWh/Month	100 Rs./KVA/Month or part thereof for billing demand upto the contract demand	
	50001 - 500000 kWh/Month		
	500001 kWh/Month and above		
(B)	Ferro Metallurgical / Steel Melting / Steel Re-rolling Power Intensive Industries		
	First 300 kWh/kVA	550 Rs./KVA/Month for billing demand upto the contract demand	
	301 to 500 kWh/kVA		
	Above 500 kWh/kVA		
Penalty Charges from all HT/EHT Category of consumers for units drawn beyond contract demand as twice the applicable Charges			
Surcharge in addition to normal tariff @1% on billed demand and energy charges for each fall of 1% in power factor below 90% and upto 70%			
Power Factor incentive @ 0.5% on demand and energy charges for every 1% increase in power factor above 95%			
V	Agriculture		
	For connected load upto 10 HP		70
	Beyond 10 HP and upto 99 HP connected load		100
VI	Public Lighting		
VII	Temporary Supply		
	1.5 times of Fixed Charges plus Energy Charges under corresponding permanent supply category		
TOD Tariff: HT consumers having sanctioned demand of 900 kVA and above			
	Time of Use	Demand Charges	Energy Charges
	Normal Period (0600 Hrs - 1800 Hrs)	Normal Rate	Normal rate of energy charges
	Evening peak load period (188 Hrs - 2200 Hrs)	Normal Rate	120% of normal rate of energy charges
	Off-peak load period (2200 Hrs - 0600 Hrs)	Normal Rate	90% of normal rate of energy charges
	Assumed Power Factor 90%		
Reference : U T Administration of Daman & Diu letter No. ED/EE/CEA/2013-14/3290 dated 22.11.2013			

ELECTRICITY TARIFF IN DELHI (BYPL, BRPL & NDPL-TPDDL) w.e.f. 01.08.2013

Category No.	Category of Service	Fixed/Demand Charges ¹	Energy Charges ²
1	DOMESTIC		
1.1	Domestic		
	0-200 kWh/Month	40 Rs/Month upto 2 KW	390 Paise/kWh
	201-400 kWh/Month	100 Rs/Month above 2 and upto 5 KW	580 Paise/kWh
	401-800 kWh/Month	20 Rs/KW/Month above 5 KW	680 Paise/kWh
	Above 800 kWh/Month		700 Paise/kWh
1.2	Single Delivery Point on 11 KV for CGHS		
	First 55% of consumption/Month	20 Rs/KW/Month	580 Paise/kWh
	Next 40% of consumption/Month		680 Paise/kWh
	Balance 5% of consumption/Month		700 Paise/kWh
	In case of cooperative group housing societies having independent connection for common facilities through separate meter, energy charges shall be billed at highest slab tariff for domestic category. Rebate of 10% is admissible on energy charges having supply at 11 KV and rebate is not admissible for supply at LT.		
2	NON-DOMESTIC		
2.1	Non-Domestic Low Tension (NDLT)		
	Upto 10 KW	100 Rs/KW/Month	790 Paise/kWh
	Between 10 KW (11 KVA) to 100 KW (108 KVA)	115 Rs/KVA/Month	760 Paise/kVAh
	Above 100 KW / 108 KVA (400 Volts) (No Supply on LT for load > 215 KVA)	150 Rs/KVA/Month	890 Paise/kVAh
2.2	Non-Domestic High Tension (NDHT)*		
	Supply at 11 KV and above (for load > 108 KVA)	125 Rs/KVA/Month	750 Paise/kVAh ³
	* The Single point Delivery Supplier shall charge the NDHT tariff to its LT consumers and in addition shall charge an extra 5% of the bill amount at NDHT tariff to cover losses and all expenses.		
3	INDUSTRIAL		
3.1	Small Industrial Power (SIP) < 200KW / 215 KVA		
	Upto 10 KW	80 Rs/KW/Month	760 Paise/kWh
	Between 10KW (11 KVA) to 100KW (108 KVA)	90 Rs/KVA/Month	700 Paise/kVAh
	Above 100 KW / 108 KVA (415 Volt) (No Supply on LT for load > 215 KVA)	150 Rs/KVA/Month	850 Paise/kVAh
3.2	Industrial Power on 11 KV Single Delivery Point for Group of SIP consumers	90 Rs/KVA/Month	630 Paise/kVAh ³
3.3	Large Industrial Power (LIP) (Supply at 11 KV and above)	125 Rs/KVA/Month	660 Paise/kVAh ³
4	AGRICULTURE	20 Rs/KW/Month	275 Paise/kWh
5	MUSHROOM CULTIVATION	40 Rs/KW/Month	550 Paise/kWh
6	PUBLIC LIGHTING		
6.1	METERED		
a	Street Lighting ⁴		700 Paise/kWh
b	Signals & Blinkers		700 Paise/kWh
6.2	UNMETERED		
a	Street Lighting ⁴		750 Paise/kWh
b	Signals & Blinkers		750 Paise/kWh
7	DELHI JAL BOARD		
7.1	Supply at LT		
a	Upto 10 KW	80 Rs/KW/Month	760 Paise/kWh
b	Between 10KW (11 KVA) to 100KW (108 KVA)	90 Rs/KVA/Month	700 Paise/kVAh
c	Above 100 KW / 108 KVA (400 Volts) (No Supply on LT for load > 215 KVA)	150 Rs/KVA/Month	840 Paise/kVAh
7.2	Supply at 11 KV and above	125 Rs/KVA/Month	660 Paise/kVAh ³

8	DELHI INTERNATIONAL AIRPORT LIMITED	150 Rs/KVA/Month	710 Paise/kVAh ³
9	RAILWAY TRACTION ⁵	150 Rs/KVA/Month	610 Paise/kVAh ³
10	DELHI METRO RAIL CORPORATION (DMRC) (Supply at 220 KV and 66 KV)	125 Rs/KVA/Month	550 Paise/kVAh
11	ADVERTISEMENTS AND HOARDINGS	500 Rs/Month/hoarding	1000 Paise/kVAh
12	TEMPORARY SUPPLY		
12.1	For a total period of		
A	Less than 16 days	50% of the relevant category	Higher by 30% (temporary surcharge) of the relevant category of tariff
B	More than or equal to 16 days	Same as that of relevant category	
12.2	For residential cooperative group housing connections and other domestic connections	Same as that of relevant category	Domestic tariff without any temporary surcharge
12.3	For religious functions of traditional and established characters and cultural activities	Same as 1.1	Same as 1.1 without temporary surcharge
12.4	For major construction projects	Same as that of relevant category	Same as that of relevant category with temporary surcharge of 30%
12.5	For threshers		
A	During the threshing season for 30 days	Electricity Tax of MCD: Rs 270/connection	Flat rate of Rs 5400
B	For extended period		On pro-rata basis for each week or part thereof
	NOTES ON SUPERSCRIPTS		
1	For all categories other than domestic, Fixed/demand charges are to be levied on billing demand on per kW/kVA are part thereof, basis. Where the MDI readind exceeds sanctioned load/contract demand a surcharge of 30% levied on fixed charges corresponding to excess load in kW/kVA for such billing cycle only. Whenever, sanctioned load/contact demand is in kW/HP, the kVA shall be calculated on the basis of actual power factor of the consumer, for the billing cycle.		
2	Time of Day (TOD) Tariff [#] : TOD tariff shall be applicable on all consumers other than domestic whose sanctioned load/ MDI (whichever is higher) is 100 kW/108 kVA and above as shown below:		
	Month	Peak hours	Surcharge on Energy charges
	April-September	1500-2400 Hrs	10%
	October-March	1700-2300 Hrs	5%
		Off-peak hours	Rebate on Energy Charges
		0000-0600 Hrs	15%
		2300-0600 Hrs	15%
#	For other than peak and off-peak hours normal energy charges will be applicable		
3	Tariff is for supply at 11 KV		
2.50%	Additional rebate on the energy charges on 11 KV rates for availing supply at 33/66KV		
4.00%	Additional rebate on the energy charges on 11 KV rates for availing supply at 220 KV		
4	Maintenance Charges on street lights would be additional to the specified tariff @ Rs 84/light point/month and material cost at the rate Rs 19/point/month as per the Commission's Order dated 22 September 2009 till further amended by the Commission. These charges will be payable to the DISCOM only if maintenance services are provided by the DISCOM.		
5	Tariffs for Northern Railway Traction are based on the supply being given through a single point delivery and metering point at single voltage. An additional capacity blockage charge is also applicable which is to be calculated as Rs 1260*(2.97A + 5) where A is contract/maximum demand, whichever is higher, in MVA subject to a minimum of Rs 25000.		
Note:	(i) The above tariff rates shall be subject to an additional surcharge of 8% on the fixed and energy charges (excluding LPSC, arrears, E-tax etc.) towards recovery of past accumulated deficit.		
	(ii) 8% surcharge not to be levied on PPAC and PPAC should not be levied on 8% surcharge.		
	(iii) 8% surcharge should not be levied on the load violation surcharge as the penalty of 30% is already inherent in the load violation surcharge.		
	(iv) Distribution licensee should leave PPAC after considering rebate on energy charges available to the customer.		
	(v) Incase of prepaid consumers, the rebate is applicable on the basic energy and fixed charges and all other charges should be calculated on the tariff applicable after rebate.		
	ASSUMED POWER FACTOR :		90%
Reference : IBSES Rajdhani Power Limited letter No. RA/2013-14/01/A/456 dated 31.10.2013			
TATA Power-DDL letter No. TPDDL/CEA/2013-14 dated 06.11.2013			

ELECTRICITY TARIFF IN DELHI (NDMC) w.e.f. 01.08.2013

Category No.	Category of Service	Fixed/Demand Charges ¹	Energy Charges ²
1	Domestic		
	0 - 200 units	20 Rs/KW/Month	325 Paise/kWh
	201 - 400 units		435 Paise/kWh
	401 - 800 units		540 Paise/kWh
	Above 800 units		570 Paise/kWh
Non Domestic			
2.1	Non Domestic (Low Tension) (NDLT) upto 100 KW / 108KVA		
	a) Up to 10 KW	50 Rs/KW/Month	685 Paise/kWh
	b) More than 10 KW and less than & upto 100KW / 108KVA	60 Rs/kVA/Month	735 Paise/kVAh
	c) More than 100KW / 108KVA		
	(i) where supply is given from NDMC sub station		
	150 Rs/KVA/Month	760 Paise/kVAh	
	(ii) where applicant provides built up space for sub station		
	135 Rs/KVA/Month	715 Paise/kVAh	
2.2	Non-Domestic High Tension (NDHT)* - Supply AT 11 KV		
	More than 100 KW / 108 KVA	125 Rs/KVA/Month	650 Paise/kVAh ³
* Single point delivery supplier charge NDHT tariff to its LT consumers and in addition charge an extra 5% of bill amount at NDHT tariff to cover losses & all expenses.			
3	Small Industrial Power⁴	50 Rs/KW/Month	630 Paise/kWh
4	Public Lighting		
4.1	Metered		
	a) Street Lighting ⁵		700 Paise/kWh
4.2	Unmetered		
4.2	a) Street Lighting ⁵		750 Paise/kWh
	b) Signals and Blinkers		750 Paise/kWh
5	Railway Traction⁶ (Supply at 33 / 66 / 220 KV)	150 Rs/KVA/Month ⁷	610 Paise/kVAh ⁴
6	DMRC (Supply at 220/ 66 /33 KV)	125 Rs/KVA/Month	550 Paise/kVAh
7	Advertisements and Hoardings	500 Rs/Connection/Month	1000 Paise/kVAh
8	Temporary Supply		
8.1	For a total period of		
8.1.1	less than 16 days	50% of the relevant category	Higher by 30%(Temp. Surcharge) of the relevant category
8.1.2	More than or equal to 16 days		
a	For religious functions of traditional and established characters and	Same as Domestic Category	Same as Domestic Category without Temporary Surcharge
b	For major construction projects	Same as that of relevant category	Higher by 30%(Temp. Surcharge) of the relevant category
Time of Day (TOD) Tariff⁸:			
	Month	Peak Hour	Surchage on Energy Charges
	April - September	1500 - 2400 Hrs	15%
	October - March	1700 - 2300 Hrs	10%
		Off-Peak Hour	Rebate on Energy Charges
		0000 - 0600 Hrs	15%
		2300 - 0600 Hrs	15%
# For other than peak and off-peak hours normal energy charges will be applicable			
Notes on superscripts:			
1 All categories other than Domestic, Fixed Charges are to be levied on billing demand on per kW/ kVA or part thereof, basis.			
2 TOD tariff applicable on all consumers (other than domestic) whose sanctioned load/ MDI (whichever is higher) is 100 kW/ 108 kVA and above.			
3 Rebate of 2.5% on energy charges on 11 kV rates for availing supply on 33/66 kV & 4% for supply at 220 KV.			
4 For industrial consumers having valid NDMC factory licence.			
5 Maintenance charges on street lights would be additional to the specified tariff @ Rs 84/ light point/ month and material cost @ Rs 19/point /month.			
6 Additional capacity blockage charges @ Rs.1260*(2.97A + 5), where A is contract/maximum demand, whichever is higher, in MVA subject to a minimum of Rs 25000.			
7 Simultaneous maximum demand, for all the metering points, shall be considered for levy of demand violation charges.			
Rebate for Non Domestic HT Consumers as follows:			
2.50% rebate on the energy charges on 11 KV rates for availing supply at 33/66KV			
4.00% rebate on the energy charges on 11 KV rates for availing supply at 220 KV			
ASSUMED POWER FACTOR 85%			
Reference : DERC Website, Tariff Order dated 31/07/2013			

ELECTRICITY TARIFF IN GOA w.e.f. 01.04.2013

Category	Category of Service	Demand/Fixed Charge	Energy Charge	Minimum Charges
(A)	LOW TENSION SUPPLY			
1(a)LTD	DOMESTIC and NON-COMMERCIAL			
	First 60 KWh/Month	5 Rs/Connection/Month	120 Paise/KWh	
	61-250 KWh/Month	10 Rs/Connection/Month	160 Paise/KWh	
	251-500 KWh/Month	20 Rs/Connection/Month	260 Paise/KWh	
	Above 500 KWh/Month	30 Rs/Connection/Month	300 Paise/KWh	
1(b)LTD	LOW INCOME GROUP (connected load 2X40 Watts)			
	Upto 2 Points	25 Rs/Connection/Month		
	For any unauthorised increase in load beyond 2X40 Watts, penal charges @ Rs. 25/month/Point shall be levied			
1(c)LTD	DOMESTIC MIXED			
	First 400 KWh/Month	20 Rs/Connection/Month	270 Paise/KWh	
	Above 400 KWh/Month	30 Rs/Connection/Month	370 Paise/KWh	
2 - LTC	COMMERCIAL			
	First 100 KWh/Month	20 Rs/Connection/Month	300 Paise/KWh	
	101-1000 KWh/Month	30 Rs/Connection/Month	380 Paise/KWh	
	Above 1000 KWh/Month	50 Rs/Connection/Month	410 Paise/KWh	
3(a) - LTP	MOTIVE POWER			
	All consumption with			
	a) Connected load upto 50 HP	20 Rs/HP/Month	250 Paise/KWh	
	b) Connected load above 50 HP	20 Rs/HP/Month	300 Paise/KWh	
3(b) - LTP	ICE MANUFACTURING			
	Connected load upto 100 HP	20 Rs./HP/Month	300 Paise/KWh	
3(c) - LTP	MIXED (HOTEL INDUSTRIES)			
		25 Rs/KW/Month	400 Paise/KWh	
4 - LTAG	AGRICULTURE			
		5 Rs/HP/Month	120 Paise/KWh	
5 - LTPL	PUBLIC LIGHTING			
		25 Rs/KW/Month	300 Paise/KWh	
6 - LTPWW	PUBLIC WATER WORKS (Connected load <= 120 HP)			
		20 Rs/HP/Month	250 Paise/KWh	
(B)	HIGH TENSION SUPPLY			
7 - HT	AT 11KV AND ABOVE FOR CONTRACT DEMAND 100 KVA AND ABOVE (Railway /Edu. Institutions, non-industrial establishment etc.)			
	MIXED	175 Rs/KVA/Month	315 Paise/KWh	
	AT 11KV AND ABOVE FOR CONTRACT DEMAND 100 KVA AND ABOVE (Industries, factories & other industrial purpose)			
8(a) - HTI	INDUSTRIAL	175 Rs/KVA/Month	330 Paise/KWh	
	CONTRACT DEMAND 100KVA & ABOVE (Hotels, Restaurants, Lodging & Boarding)			
8(b) - HTI	HOTEL INDUSTRIES	175 Rs/KVA/Month	330 Paise/KWh	
	AT 11KV AND ABOVE FOR CONTRACT DEMAND 100 KVA AND ABOVE			
8(c) - HTI	ICE MANUFACTURING (at 11 kv & above for a CD of 100 kVA)			
		175 Rs/KVA/Month	300 Paise/KWh	
9 - HT	INDUSTRIAL (FERRO METALLURGICAL/STEEL MELTING/POWER INTENSIVE)			
	First 300 KWh/Month /KVA	450 Rs/KVA/Month	250 Paise/KWh	
	Next 200 KWh/Month /KVA	450 Rs/KVA/Month	275 Paise/KWh	
	Above 500 KWh/Month/KVA	450 Rs/KVA/Month	300 Paise/KWh	
10 - HT - AG	AGRICULTURE (at 11 KV & above)			
		25 Rs/KVA/Month	125 Paise/KWh	

11 - EHT-I	INDUSTRIAL (at 110 KV & above)	175 Rs/KVA/Month	330 Paise/KWh	
12 - HT PW	PUBLIC WATER SUPPLY & SEWAGE(at 11 KV & above)	175 Rs/KVA/Month	300 Paise/KWh	
13 - HT MES	MES/DEFENCE ESTABLISHMENTS (at 11 KV & above)	125 Rs/KVA/Month	330 Paise/KWh	
14 - HT	INDUSTRIAL (STEEL ROLLING)(At 11/33 KV for contract demand above 100 KVA)			
	First 200 KWh/Month /KVA	400 Rs/KVA/Month.	180 Paise/KWh	
	Next 100 KWh/Month /KVA	400 Rs/KVA/Month.	225 Paise/KWh	
	Above 300 KWh/MonthKVA	400 Rs/KVA/Month.	300 Paise/KWh	
	AT 11/33 KV FOR CONTRACT DEMAND ABOVE 100 KVA			
15 - HT	INDUSTRIES (IT HIGH TECH)	175 Rs/KVA/Month.	260 Paise/KWh	
(C)	TEMPORARY SUPPLY			
16	FOR LIGHTS, FANS & SMALL APPLIANCES (for all purposes at low voltage for sanctioned load less than 100 kVA or 90 KW or 120 HP)			
	LT - TEMPORARY		750 Paise/KWh	50 Rs/KW/day or part thereof subject to a min. of Rs 300/-
17	FOR LIGHTS, FANS & SMALL APPLIANCES (for all purposes at high voltage for Contact Demand of 100 kVA and above)			
	HT - TEMPORARY		750 Paise/KWh	100 Rs/kVA/day or part thereof
Power Factor Incentive				
0.5% of the energy charges for every 1% increase in PF above 0.95 lagging for all high tension and extra-high tension installation.				
Power Factor Penalty				
1.0% Surcharge for every 0.01 fall of the PF below 0.90 lagging for each fall of 0.01 in PF upto 0.7 (lagging) shall be levied on the monthly energy charges. In case PF is less than 0.7 lagging, consecutively for 3 months the installation is liable to be disconnected.				
ASSUMED POWER FACTOR				
90%				
Reference : Electricity Department, GOA Letter No. 120/1/CEE/Tech/667 dated 27.08.2013 (taken from website, http://www.electricity.goa.gov.in)				

ELECTRICITY TARIFF IN GUJARAT w.e.f. 01.04.2013

Category	Category of Service	Demand/Fixed Charge	Energy Charge (Paise/KWh)	Reactive Energy Charge	Minimum Charge
BPL	BPL HOUSEHOLD CONSUMERS				
	First 30 KWh/Month	5 Rs./Month	150		
	For remaining units		As per RGP		
RGP	RESIDENTIAL PREMISES (Single Phase Supply-Aggregate load upto 6KW and Three Phae Supply-Aggregate Load above 6KW)				
	URBAN AREAS				
	First 50 KWh/Month	15 Rs./Month for supply upto and including 2 KW	315		
	Next 50 KWh/Month		360		
	Next 150 KWh/Month	25 Rs./Month for supply above 2 to 4 KW	425		
Above 250 KWh/Month	520				
RGP (RURAL)	RURAL AREAS				
	First 50 KWh/Month	45 Rs./Month for supply above 4 to 6 KW	275		
	Next 50 KWh/Month	65 Rs./Month for supply above 6 KW	320		
	Next 150 KWh/Month		385		
Above 250 KWh/Month	490				
GLP	EDUCATIONAL & OTHER INSTITUTIONS REGISTERED WITH	60 Rs./Month	380		
Non-RGP	AGGREGATE LOAD UP TO AND INCLUDING 40 KW				
	For entire consumption during the month upto 10kW	45 Rs./Month/kW for supply upto and including 10 KW	425		Installation for Seasonal Consumers 1750 Rs./annum/ KW 470 Paise/unit for consumption during the off-season period
	For entire consumption during the month above 10 kW	75 Rs./Month/kW for supply next 30 KW	455		
AGGREGATE LOAD ABOVE 40 KW AND UP TO 100 KW					
LTMD (A)	i) For first 40 KW of billing demand	85 Rs./KW /Month	460	10 Paise/ KVARH	Installation for seasonal consumers 2900 Rs./annum/ KW 470 Paise/unit for consumption during the off-season period
	ii) Next 20 KW of billing demand	120 Rs./KW /Month			
	iii) Above 60 KW of billing demand	185 Rs./KW /Month			
	(B) For billing demand in excess of the contract demand	255 Rs./KW /Month			
Non-RGP Night	For load up to 40 KW (Exclusive use in night hours from 10.00 PM to 06.00 AM next day) All Units	Charges specified in Non-RGP above	250	10 Paise/ KVARH	
LTMD - Night	For load above 40 KW (Exclusive use in night hours from 10.00 PM to 06.00 AM next day) All Units	Charges specified in LTMD above	250		
LTP	LOW TENSION LIFT IRRIGATION				
	For supply of electricity to Agricultural Consumers load up to 125 HP requiring continuous (twenty-four hour) power supply	40 Rs /HP	170		
WWSP	WATER WORKS & SEWERAGE PUMPING				
	i) Operated by other than local authority	20 Rs./HP/Month	420		
	ii) Operated by local authority such as Municipal Corporation, Gujarat	15 Rs./HP/Month	400		
iii) Operated by Municipalities / Nagar Palikas and Gram Panchayat or		310			

Time of Use Discount to all water works consumers for connected load of 50 HP and above for consumption during Off-peak Hours of the Day.				
	For Eneregy consumption during the Off-peak period viz.1100 Hrs to 1800 Hrs		30	
	For Eneregy consumption during the Night hours viz.22100 Hrs to 0600 Hrs next day		75	
AG	AGRICULTURAL (excluding installations covered under LTP-Lift Irrigation)			
	HP based Tariff	200 Rs./HP/Month		
	Metered Tariff	20 Rs./HP/Month	60	
	Tatkal Scheme	20 Rs./HP/Month	80	
SL	STREET LIGHTING			
	Street Lighting for Local Authorities and Industrial Estates		395	
	Optional KVAh		295	
	Street Lighting for consumers other than Local Authorities and	25 Rs./KW/Month	395	
TMP	TEMPORARY			
	For temporary period at low voltage	14 Rs./ KW/ Day	455	
HGH TENSION SUPPLY (3.3 KV & ABOVE, 3-PHASE), AND EXTRA HIGH TENSION				
HTP - I	Contracted load of 100 KVA and above for the purposes not specified in any other HT categories			Payment of Demand charges based on KVA of billing demand
	a) For billing demand upto the contract demand			
	i) First 500 KVA of billing demand	120 Rs./KVA/Month		
	ii) Next 500 KVA of billing demand	230 Rs./KVA/Month		
	iii) In excess of 1000 KVA of billing demand	350 Rs./KVA/Month		
	b) For billing demand in excess of contract demand	430 Rs./KVA/Month		
	PLUS			
	For entire consumption during the month			
	a) Upto 500 KVA of billing demand		425	
	b) Above 500 KVA and upto 2500 KVA of billing demand		445	
	c) Above 2500 KVA of billing demand		455	
	CONCESSION FOR USE OF ELECTRICITY DURING NIGHT HOURS: 10.00 PM to 06.00 AM next morning as is in excess of one third of the total energy consumed during the month, shall be eligible for cocession at the rate of 75 per unit.			
HTP - II	Contracted load of 100 KVA & above for Water Works and Sewerage pumping stations run by Loacl Authorities and GW&SB, GIDC Water Works			
	a) For billing demand upto the contract demand			Same as per HTP-I Tariff
	i) First 500 KVA of billing demand	105 Rs./KVA/Month		
	ii) Next 500 KVA of billing demand	215 Rs./KVA/Month		
	iii) In excess of 1000 KVA of billing demand	280 Rs./KVA/Month		
	b) For billing demand in excess of contract demand	350 Rs./KVA/Month		
	PLUS			
	For entire consumption during the month			
	a) Upto 500 KVA billing demand		425	
	b) Above 500 KVA and upto 2500 KVA of billing demand		445	
	c) Above 2500 KVA of billing demand		455	
HTP - III	Contracted load of 100 KVA and above for temporary period			
	a) For billing demand upto the contract demand	480 Rs./KVA/Month	650	Same as per HTP-I Tariff
	b) For billing demand in excess of the contract demand	550 Rs./KVA/Month		
HTP - IV	Contracted load of 100 KVA and above for regular power supply			
	For use of electricity exclusively during night hours from 10.00 PM to to 6.00 AM next day.	Same as specified in Rate HTP -I	230	Same as per HTP-I Tariff

HTP - V	Contracted load of 100 KVA and above for high tension agricultural consumers.			
	All units	40 Rs./KVA/Month	170	Same as per HTP-I Tariff
	RAILWAY TRACTION AT 132 KV / 66 KV			
	a) For billing demand upto the contract demand	160 Rs./KVA/Month	490	Same as per HTP-I Tariff
	b) For billing demand in excess of the contract demand	400 Rs./KVA/Month		
	Time of Use Charges for contract or actual demand of 500 KVA and above for the categories HTP - I, HTP - II & HTP - III only			
	For energy consumption during two peak period viz. 07:00 hrs. to 11:00 hrs. and 18:00 hrs. to 22:00 hrs.		75	For HTP - III
	(a) For billing demand up to 500 KVA		35	For HTP - I & II
	(b) For billing demand above 500 KVA		75	For HTP - I & II
	Rebate for supply at EHV is given to the categories HTP - I, HTP - II, HTP - III, HTP - IV, HTP - V and Railway Traction as below:			
	Rebate for supply at 33/66 KV	0.5%		
	Rebate for supply at 132 KV and above	1.0%		
	POWER FACTOR ADJUSTMENT CHARGES			
	1% on total amount on electricity bill (Demand plus energy Charges) as Power Factor adjustment charge for HT consumers for each 1% drop or part thereof in pf below 90% upto 85%			
	2% on total amount on electricity bill (Demand plus energy Charges) as additional Power Factor adjustment charge for HT consumers for each 1% drop or part thereof in pf below 85%			
	0.5% on total amount on electricity bill (Demand plus energy Charges) as Power Factor rebate for HT consumers for every 1% rise or part thereof in PF above 95%			
	Fuel cost adjustment charge is applicable to all categories of consumers			
	Assumed Power Factor	90%		
Reference:	Madhya Gujrat Vij Company Limited letter No. MGVC/L/RA&C/CEA/Tariff FC etc./657 dated 16.07.2013			
	Uttar Gujrat Vij Company Limited letter No. Accts/Rev/GEN/GOVT/1681 dated 08.07.2013			
	Dakshin Gujrat Vij Company Limited letter No. DGVCL/C&R/GHP/General/CEA-Gol/13063 dated 14.08.2013			
	Paschim Gujrat Vij Company Limited letter No. Accounts/Rev/10559 dated 15.11.2013			

ELECTRICITY TARIFF IN TORRENT POWER LTD., AHMEDABAD w.e.f. 01.04.2013

Category	Category of service	Demand/Fixed Charge	Energy Charge (Paise/kWh)	Minimum charges
LOW TENSION TARIFF				
BPL	BPL HOUSEHOLD CONSUMERS			
	First 30 KWh/Month	5 Rs./Month	150	
	For Remaining Units		As per RGP	
RGP	Other than BPL CONSUMERS			
	First 50 KWh/Month	15 Rs/Month/Installation for single phase supply	320	
	Next 150 KWh/Month	45 Rs/Month/Installation for three phase supply	375	
	For Remaining Units		455	
GLP	OTHER THAN RESIDENTIAL & USED FOR CHARITABLE PURPOSE			
	First 200 KWh/Month	15 Rs/Month/Installation for single phase supply	385	
	For Remaining Units	45 Rs/Month/Installation for three phase supply	455	
Non-RGP	ANY OTHER LT CATEGORY UPTO AND INCLUDING 15 KW OF CONNECTED LOAD			
	a) For installations having connected load upto and including 5 KW	45 Rs./KW/Month	405	
b) For installations having connected load more than 5 KW and upto 15 KW	60 Rs./KW/Month			
LTP (AG)	MOTIVE POWER INSTALLATIONS FOR AGRICULTURAL PURPOSES		330	10 Rs./BHP/Month
LTMD-1	INSTALLATIONS ABOVE 15 KW LOAD USED FOR COMMON SERVICES LIKE ELEVATORS, WATER PUMPING SYSTEMS & PUMPING STATIONS RUN BY LOCAL AUTHORITIES			
	a) For billing demand upto and including contract demand			
	First 50 KW of billing demand per month	100 Rs./KW/Month	410	
	Next 30 KW of billing demand per month	130 Rs./KW/Month	425	
	Rest of billing demand per month	170 Rs./KW/Month		
	b) For billing demand in excess of the contract demand	325 Rs./KW/Month		
LTMD-2	INSTALLATIONS ABOVE 15 KW LOAD NOT COVERED IN ANY OTHER LT CATEGORIES			
	a) For billing demand upto and including contract demand			
	First 50 KW of billing demand per month	125 Rs./KW/Month	425	
	Next 30 KW of billing demand per month	175 Rs./KW/Month	445	
	Rest of billing demand per month	225 Rs./KW/Month		
	b) For billing demand in excess of the contract demand	400 Rs./KW/Month		
SL	LIGHTING SYSTEMS FOR ILLUMINATION OF PUBLIC ROADS		385	
TMP	INSTALLATIONS FOR TEMPORARY CONNECTION	14 Rs./KW/Day	455	
HIGH TENSION TARIFF				
HTMD-1	HT CONSUMERS CONTRACTING FOR MAXIMUM DEMAND OF 100 KW AND ABOVE (for purposes other than pumping stations run by local authorities)			
	First 400 KWh/KW/Month	210 Rs./KW/Month for billing demand upto 1000 KW	400	
	Remaining KWh consumed per month	240 Rs./KW/Month for billing demand 1000 KW & above	390	
	For Billing Demand in excess of the Contract Demand	350 Rs./KW/Month		
	TIME OF USE (TOU) CHARGE			
	For consumption during specified hours as mentioned below:			
	i) For April to October period - 12.00 Hrs. to 17.00 Hrs. & 18.30 Hrs. to 21.30 Hrs.			
ii) For November to March period - 08.00 Hrs. to 12.00 Hrs. & 18.00 Hrs. to 22.00 Hrs.				
	a) For billing demand upto 300 KW		50	
	b) For billing demand above 300 KW		70	

HTMD-2	WATER & SEWAGE PUMPING STATIONS RUN BY LOCAL AUTHORITIES AND CONTRACTING FOR MAXIMUM DEMAND OF 100 KW AND ABOVE		
	a) For billing demand upto and including contract demand	180 Rs./KW/Month	355
	b) For billing demand in excess of the contract demand	275 Rs./KW/Month	
	TIME OF USE (TOU) CHARGE		
	For consumption during specified hours as mentioned below:		
i) For April to October period - 12.00 Hrs. to 17.00 Hrs. & 18.30 Hrs. to 21.30 Hrs.		50	
ii) For November to March period - 8.00 Hrs. to 12.00 Hrs. & 18.00 Hrs. to 22.00 Hrs.			
HTMD-3	SUPPLY AT HIGH VOLTAGE CONTRACTING FOR NOT LESS THAN 100 KW FOR TEMPORARY PERIOD (Not taking supply on regular basis)		
	a) For billing demand upto contract demand	480 Rs./KW/Month	650
	b) For billing demand in excess of the contract demand	550 Rs./KW/Month	
	TIME OF USE (TOU) CHARGE		
	For consumption during specified hours as mentioned below:		
i) For April to October period - 12.00 Hrs. to 17.00 Hrs. & 18.30 Hrs. to 21.30 Hrs.		50	
ii) For November to March period - 8.00 Hrs. to 12.00 Hrs. & 18.00 Hrs. to 22.00 Hrs.			
NTCT	NIGHT TIME CONCESSIONAL TARIFF		
	For electricity consumed exclusively during night hours between 22.00 Hrs. to 06.00 Hrs.	30% of demand charge under relevant Tariff Category	330
POWER FACTOR ADJUSTMENT CHARGE			
	Rebate for each 1% improvement in the Power Factor from 90% to 95%	0.15 Paise/KWh	
	Rebate for each 1% improvement in the Power Factor above 95%	0.27 Paise/KWh	
	Penalty for each 1% decrease in the Power Factor below 90%	3.00 Paise/KWh	
1% prompt payment discount for all categories on total bill excluding all types of levies, duties or taxes and meter rent but including fixed charges, energy charges and minimum charges			
ASSUMED POWER FACTOR			90%
Reference : Torrent Power Limited letter dated 16/07/2013			

ELECTRICITY TARIFF IN TORRENT POWER LTD., SURAT w.e.f. 01.04.2013

Category	Category of service	Demand/Fixed Charge	Energy Charge (Paise/kWh)	Minimum charges
LOW TENSION TARIFF				
BPL	BPL HOUSEHOLD CONSUMERS	5 Rs/Month/Installation	150	
	First 30 kWh/Month		As per Residential	
	For Remaining Units			
RGP	Other than BPL CONSUMERS	15 Rs/Month/Installation for single phase supply (Upto 6 kW load) 45 Rs/Month/Installation for three phase supply (Above 6 kW load)	320	
	(a) First 50 kWh/Month		350	
	(b) Next 50 kWh/Month		405	
	(c) Next 150 kWh/Month		470	
	(d) Above 250 kWh/Month		380	
GLP	Crematoriums, Charitable Institutions like hospital, dispensary , educational and Research Institute and Hostel, street lights, religious premises, specified Government institute, gardens and services provided by Municipal Corporations.	30 Rs/Month/Installation Single -phase load upto 6kW Three-phase load above 6kW		
Non-RGP	ANY OTHER LT CATEGORY UPTO AND INCLUDING 15 KW OF CONNECTED LOAD			
	(a) First 10 kW	45 Rs/KW/Month	400	
	(b) Next 5 kW	60 Rs/KW/Month	420	
LTMD	INSTALLATIONS ABOVE 15 KW LOAD NOT COVERED IN ANY OTHER LT CATEGORIES		440	
	(a) Up to 20 KVA of billing demand	65 Rs./KVA/Month		
	(b) Above 20 KVA & up to 60 KVA billing demand	100 Rs./KVA/Month		
	(c) Above 60 KVA of billing demand	150 Rs./KVA/Month		
	(d) In excess of contract demand	225 Rs./KVA/Month		
	Reactive energy charges for load of 40 kVA & above -for all units	10 Paise/kVArh		
TMP	INSTALLATIONS FOR TEMPORARY CONNECTION	14 Rs./KW/Day	455	
AGP	MOTIVE POWER FOR IRRIGATION PURPOSE	20 Rs/HP/Month	60	
HIGH TENSION TARIFF				
HTMD-1	HT CONSUMERS at 3.3 kV and above for contacting the demand of 100 KVA and above (Other than pumping stations run by local authorities)			
	First 400 Units/KVA/Month	120 Rs./KVA/Month for first 500 KVA of billing demand	435	
	Remaining units above 400	200 Rs./KVA/Month above 500 KVA of billing demand	425	
	In excess over contract demand	360 Rs./KVA/Month		
HTMD-2	WATER WORKS & PUMPING STATIONS RUN BY LOCAL AUTHORITIES-ENERGY AT 3.3 kV AND ABOVE AND CONTRACTING FOR DEMAND OF 100 KVA AND ABOVE			
	First 400 kWh/KVA/Month	80 Rs./KVA/Month for first 500 KVA of billing demand	430	
	Remaining kWh consumed per month	165 Rs./KVA/Month for above 500 KVA of billing demand	425	
	In excess over contract demand	335 Rs./KVA/Month		

HTMD-3	TEMPORARY SUPPLY CONTRACTING FOR NOT LESS THAN 100 KVA FOR TEMPORARY PERIOD (not taking supply on regular basis under proper agreement)		
	For billing demand up to Contract demand	480 Rs/KVA/Month	650
	For billing demand in excess of Contract demand	550 Rs/KVA/Month	
	TIME OF USE CHARGES: (For HTMD-1, HTMD-2 & HTMD-3 CATEGORY)		
	For Energy Consumption during two peak periods viz. 0700 Hrs to 1100 Hrs and 1800 Hrs to 2200 Hrs		
	(a) For billing Demand upto 500 kVA		35
	(b) For billing Demand above 500 kVA		70
	POWER FACTOR ADJUSTMENT CHARGES: (For HTMD-1, HTMD-2 & HTMD-3 CATEGORY)		
	Levied for each 1% drop in the Power Factor from 90% to 85%	1% on the total amount of electricity bills for the month under Energy Charges	
	Levied for each 1% drop in the Power Factor below 85%	2% on the total amount of electricity bills for the month under Energy Charges in addition to above clause	
	Rebate for each 1% increase in the Power Factor above 95%	1% on the total amount of electricity bills for the month under Energy Charges	
	NIGHT TIME CONCESSION (HTMD-1 and HTMD-2 CATEGORY)		
	Energy consumed during night hours between 22.00 Hrs to 06.00 Hrs next day in excess of one third of total energy consumed during the month		50
	REBATE FOR SUPPLY AT EHV		
	a) If supply is availed at 33/66 KV	0.5% on energy charges	
	b) If supply is availed at 132 KV & above	1.0% on energy charges	
NTCT	NIGHT TIME CONCESSIONAL TARIFF		
	Energy consumption during night hours between 22.00 to 06.00 hrs.	30% of the fixed/demand charge under the relevant tariff	330
15% per annum (computed on daily basis) on the outstanding bill from the date of billing till the date of payment as delay payment charges if the bill is paid after due date.			
ASSUMED POWER FACTOR		90%	
Reference :GERC Website, Tariff Order dated 16.04.2013			

ELECTRICITY TARIFF IN HARYANA w.e.f 01.04.2013

Sr. No.	Category of Service	Demand/Fixed Charge	Energy Charge Paise/kWh or kVAh	Monthly Minimum Charge
1	Domestic (LT)			
	Category I : Total consumption less than 100 units/month			
	0 - 40 kWh/Month	Nil	298	100 Rs for load upto 2 KW and 60 Rs above 2 KW
	41 - 100 kWh/Month	Nil	475	
	Category II : Total consumption more than 100 units/month and upto 800 units/month			
	0 - 250 kWh/Month	Nil	490	100 Rs for load upto 2 KW and 60 Rs above 2 KW
	251 - 500 kWh/Month	Nil	560	
	501 - 800 kWh/Month	Nil	598	
	Category III : Total consumption more than 800 units/month			
	801 kWh/Month and above (Single tariff and no slab benefit)	Nil	598	100 Rs for load upto 2 KW and 60 Rs above 2 KW
2	Non Domestic			
	Upto 5 KW (LT)	Nil	585	200 Rs for load upto 5 KW & 185 Rs Above 5 KW to 20 KW
	Above 5 KW and upto 20 KW (LT)	Nil	610	
	Above 20 KW and upto 50 KW (LT)	150 Rs/KW/Month	600	Nil
	Existing consumers above 50 KW upto 70 KW (LT)	160 Rs/KW/Month	625	Nil
	Consumers above 50 KW (HT)	160 Rs/KW/Month	585	Nil
3	HT Industry (above 50 KW)			
	Supply at 11 KV	150 Rs/KVA/Month	530	Nil
	Supply at 33 KV		520	Nil
	Supply at 66 KV or 132 KV		510	Nil
	Supply at 220 KV		500	Nil
	Supply at 400 KV		495	Nil
	Arc furnaces/ Steel Rolling Mills		530	Nil
plus 20 Paise/kVAh if supply is at 11 KV				
4	LT Industry (upto 50 KW)			
	Upto 10 KW	Nil	585	185 Rs/KW/Month
	Above 10 KW and upto 20 KW	Nil	610	Nil
	Above 20 KW and upto 50 KW	170 Rs/KW/Month	585	
Existing consumers above 50 KW upto 70 KW (LT)		550		
5	Agriculture Tube-well Supply (Metered)			
	(i) with motor upto 15 BHP	Nil	25	200 Rs/BHP/Annum
	(ii) with motor above 15 BHP	Nil	20	
	Agriculture Tube-well Supply (Un-Metered)			
	(i) with motor upto 15 BHP	35 Rs/BHP/Month	Nil	Nil
	(ii) with motor above 15 BHP	30 Rs/BHP/Month	Nil	Nil
6	Public Water Works			
		170 Rs/KW/Month	600	Nil
7	Lift Irrigation			
		170 Rs/BHP/Month	600	Nil
8	MITC			
		170 Rs/BHP/Month	600	Nil
9	Railway Traction			
	Supply at 11 KV	140 Rs/KVA/Month	525	Nil
	Supply at 33 KV		520	Nil
	Supply at 66 KV or 132 KV		510	Nil
	Supply at 220 KV		505	Nil

10	DMRC			
	Supply at 66 KV	140 Rs/KVA/Month	480	Nil
	Supply at 132 KV		480	Nil
11	Bulk Supply			
	Supply at LT	150 Rs/KW/Month	540	Nil
	Supply at 11 KV		525	
	Supply at 33 KV		515	
	Supply at 66 KV or 132 KV		505	
	Supply at 220 KV		500	
12	Bulk Domestic Supply (70 KW & above at 11 KV or above)			
	Upto 400 units/month/flat/dwelling unit	80 Rs/KW of recorded demand	420	Nil
	401 - 800 units/month/flat/dwelling unit		460	
	801 units/month or more/flat/dwelling unit		510	
13	Street Lighting	Nil	600	180 Rs/KW/Month
14	Independent Hoarding / Decorative Lighting	150 Rs/KW/Month	755	Nil
15	Temporary Metered Supply	1.5 times the tariff of relevant category for which temporary supply has been sought.		
NOTES:				
1	Energy Charges in case of Domestic consumers are telescopic in nature within the category in which they fall. In case of consumption more than 800 unts/month, no slab benefit is admissible and tariff applicable will be 598 paise/kWh for total consumption.			
2	Energy Charges for HT industrial, existing LT industrial consumer categories having load above 50 kW to 70 kW, Railway Traction and DMRC are in paise/kVAh.			
3	Fixed Charges for HT industrial supply category, are in Rs/ kVA of Contract Demand. For Railways and DMRC, the fixed charges are in Rs / kVA of the billable demand. For all other consumer categories (except Bulk Supply Domestic), the fixed charges are in Rs / kW of the connected load or part thereof per month.			
4	80% of the connected load shall be taken into account for levying fixed charges where leviable in case of LT industrial supply.			
5	Fixed Charges for unmetered AP consumers, MITC and lift irrigation category are in Rs / BHP / month.			
6	Fixed charges for Bulk Supply Domestic are in Rs / kW of the recorded demand.			
7	The above tariff does not include Electricity Duty, Municipal Tax and FSA.			
8	Rebate 4% in case of supply at 11 KV 5% in case of supply at higher voltage shall be admissible			
9	In addition to the tariff as above, the Discoms shall levy FSA as per HERC Regulations, 2012 Municipal Tax @ 5 Paise per unit is levied on all consumers in municipal limits.			
	Assumed Power Factor		85%	
Reference : Uttar Haryana Bijli Vitran Nigam Limited Memo No. Ch-10/TR-74-90/ED/Loose-1/CGM/C-I dated July, 2013 Dakshin Haryana Bijli Vitran Nigam Limited Memo No. Ch-59/SE/Comm./60/2007/Gen/F-65 dated 14.08.2013				

ELECTRICITY TARIFF IN HIMACHAL PRADESH w.e.f 01.04.2013

Category	Category of Service	Demand Charge	Energy Charge	Consumer Service Charge (Rs./Month)	
DS	DOMESTIC SUPPLY (energy charges after GoHP subsidy)				
	Lifeline Consumers (Upto 40 kWh/Month)			100 Paise/kWh	30
	Other Consumers (Other than Pre-Paid Metered)				40
	0-125 kWh/Month			130 Paise/kWh	
	126-250 kWh/Month			270 Paise/kWh	
	Above 250 kWh/Month			395 Paise/kWh	
	Other Consumers (Pre-Paid Metered)			130 Paise/kWh	
	Character of Service				
	Connected Load		Standard Supply Voltage (AC 50 Hz)		
	<=50KW		(1 Phase 0.23 KV or 3 Phase 0.415 KV) OR 2.2 KV		
51 KW upto 2000 KW		11 KV or 15KV or 22 KV			
2001 KW upto 10000 KW		33 or 66KV			
NDNCS	NON DOMESTIC NON COMMERCIAL SUPPLY				
	Single Part Tariff for connected load <=20 KW			500 Paise/kWh	70
	Two part Tariff for connected load >20 KW		120 Rs./kVA/Month	460 Paise/kVAh	140
	Character of Service				
	Connected Load		Standard Supply Voltage (AC 50 Hz)		
	<=50KW		(1 Phase 0.23 KV or 3 Phase 0.415 KV) OR 2.2 KV		
	51 KW upto 2000 KW		11 KV or 15KV or 22 KV		
	2001 KW upto 10000 KW		33 or 66 KV		
	>10000 KW		>=132 KV		
	CS	COMMERCIAL SUPPLY			
Single Part Tariff for connected load <=20 KW			525 Paise/kWh	70	
Two part Tariff for connected load >20 KW					
20-100 KW		90 Rs./kVA/Month	485 Paise/kVAh	140	
Above 100 KW		140 Rs./kVA/Month	475 Paise/kVAh	275	
Character of Service					
Connected Load		Standard Supply Voltage (AC 50 Hz)			
<=50KW		(1 Phase 0.23 KV or 3 Phase 0.415 KV) OR 2.2 KV			
51 KW upto 2000 KW		11 KV or 15KV or 22 KV			
2001 KW upto 10000 KW		33 or 66 KV			
>10000 KW		>=132 KV			
SMS	SMALL & MEDIUM INDUSTRIAL POWER SUPPLY (Load not exceeding 100 KW)				
	Single Part Tariff for connected load <=20 KW			470 Paise/kWh	90
	Two part Tariff for connected load >20 KW		80 Rs./kVA/Month	450 Paise/kVAh	175
	Peak Load Exemption Charge (PLEC) for load >20 KW		60 Rs./kVA/Month	660 Paise/kVAh	
	Peak Load Violation Charge (PLVC) for load >20 KW		20 Rs./kVA/day	990 Paise/kVAh	
	Character of Service				
	Connected Load		Standard Supply Voltage (AC 50 Hz)		
<=50KW		(1 Phase 0.23 KV or 3 Phase 0.415 KV) OR 2.2 KV			
51 KW upto 100 KW		11 KV or 15KV or 22 KV			

LIPS	LARGE INDUSTRIAL POWER SUPPLY (Load exceeding 100KW)			
	HT -1 (connected load upto & including 1 MW)			
	1. Upto 300 kVAh/kVA of contract demand/month	200 Rs./kVA/Month	450 Paise/kVAh	400
	2. Remaining energy during the month		475 Paise/kVAh	
	HT -2 (connected load above 1 MW)			
	1. Upto 300 kVAh/kVA of contract demand/month	350 Rs./kVA/Month	415 Paise/kVAh	400
	2. Remaining energy during the month		440 Paise/kVAh	
	EHT Supply			
	1. Upto 300 kVAh/kVA of contract demand/month	350 Rs./kVA/Month	405 Paise/kVAh	400
	2. Remaining energy during the month		430 Paise/kVAh	
	Peak Load Exemption Charge (PLEC)			
	HT - 1	60 Rs./kVA/Month	670 Paise/kVAh	
	HT - 2		620 Paise/kVAh	
	EHT		600 Paise/kVAh	
	Peak Load Violation Charge (PLVC)			
	HT - 1	20 Rs./kVA/day	1005 Paise/kVAh	
	HT - 2		930 Paise/kVAh	
EHT	900 Paise/kVAh			
Character of Service				
Connected Load		Standard Supply Voltage (AC 50 Hz)		
101 KW upto 2000 KW		11 KV or 15KV or 22 KV		
2001 KW upto 10000 KW		33 or 66 KV		
>10000 KW		>=132KV		
WIPS	WATER AND IRRIGATION PUMPING SUPPLY			
	Single Part Tariff for connected load <=20 KW (energy charges after GoHP subsidy)		100 Paise/kWh	50
	Two part Tariff for connected load >20 KW			
	LT Supply (energy charges after GoHP subsidy)	80 Rs./kVA/Month	100 Paise/kVAh	150
	HT Supply	300 Rs./kVA/Month	450 Paise/kVAh	225
	EHT Supply	300 Rs./kVA/Month	430 Paise/kVAh	300
	Peak Load Exemption charge (PLEC) LT/HT/EHT		60 Rs./kVA/Month	720 Paise/kVAh
	Peak Load Violation Charge (PLVC) LT/HT/EHT		20 Rs./kVA/day	1035 Paise/kVAh
	Character of Service			
	Connected Load		Standard Supply Voltage (AC 50 Hz)	
<=50 KW		(1 Phase 0.23 KV or 3 Phase 0.415 KV) OR 2.2 KV		
51 KW upto 2000 KW		11 KV or 15KV or 22 KV		
2001 KW upto 10000 KW		33 or 66 KV		
>10000 KW		>=132KV		
BS	BULK SUPPLY			
	Two Part Tariff			
	LT Supply	260 Rs./kVA/Month	485 Paise/kVAh	175
	HT Supply	300 Rs./kVA/Month	435 Paise/kVAh	
	EHT Supply		415 Paise/kVAh	
	Character of Service			
	Connected Load		Standard Supply Voltage (AC 50 Hz)	
	<=50 KW		(1 Phase 0.23 KV or 3 Phase 0.415 KV) OR 2.2 KV	
	51 KW upto 2000 KW		11 KV or 15KV or 22 KV	
	2001 KW upto 10000 KW		33 or 66 KV	
>10000 KW		>=132KV		

SLS	STREET LIGHTING SUPPLY (Single Part Tariff)		500 Paise/kWh	70
LINE MAINTENANCE AND LAMP RENEWAL CHARGES				
(i) Where the bulbs, tubes etc. are to be provided and replaced at the cost of the HPSEBL				
	Description	Charge (Rs./Point/Month)		
	a) Bulbs all Wattage	14		
	b) Mercury Vapour Lamps upto 125 Watt	40		
	c) Mercury Vapour Lamps 126 Watt to 400 Watt	95		
	d) Fluoescent 2 ft. 20 Watt single tube fixture	21		
	e) Fluoescent 2 ft. 20 Watt double tube fixture	35		
	f) Fluoescent 4 ft. single tube fixture	35		
	g) Fluoescent 4 ft. double tube fixture	48		
(ii) When the bulbs/Mercury vapour Lamps/tubes and other accessories are provided by the Public Lighting consumers and only replacement is to be done by the				
	Description	Charge (Rs./Point/Month)		
	Bulbs	7		
	Tubes and MVL etc.	12		
	Sodium/Neon Vapour lamps or any other fixtures not covered above	18		
Character of Service				
	Connected Load	Standard Supply Voltage (AC 50 Hz)		
	<=50 KW	(1 Phase 0.23 KV or 3 Phase 0.415 KV) OR 2.2 KV		
	>50	11 KV or 15KV or 22 KV		
TMS	TEMPORARY METERED SUPPLY			
	Single Part Tariff for connected load <=20 KW		750 Paise/kWh	140
	Two Part Tariff (Connected load > 20 KW)	350 Rs./kVA/Month	600 Paise/kVAh	200
Character of Service				
	Connected Load	Standard Supply Voltage (AC 50 Hz)		
	<=100 KW	LT (1 Phase 0.23 KV or 3 Phase 0.415 KV) OR 2.2 KV		
	101 KW upto 2000 KW	11 KV or 15KV or 22 KV		
	2001 KW upto 10000 KW	33 or 66 KV		
	>10000 KW	>=132KV		
	RAILWAY TRACTION (AT >=66 KV)	350 Rs./kVA/Month	500 Paise/kVAh	400
LOWER VOTAGE SUPPLY SURCHARGE (LVSS)- Availing supply at lower voltage than the Standard Supply Voltage. LVSS shall be levied in addition on only the amount of energy charges.				
	STANDARD SUPPLY VOLTAGE	ACTUALLY AVAILED SUPPLY VOLTAGE		LVSS
	11 KV or 15KV or 22 KV	(1 Phase 0.23 KV or 3 Phase 0.415 KV) OR 2.2 KV		5%
	33 or 66 KV	11 KV or 15KV or 22 KV		3%
	>=132KV	33 or 66 KV		2%
HIGHER VOTAGE SUPPLY REBATE (HVSR)- Availing supply at voltage higher than Standard Supply Voltage. HVSR shall be allowed in addition on only the amount of energy charges.				
	STANDARD SUPPLY VOLTAGE	ACTUALLY AVAILED SUPPLY VOLTAGE		HVSR
	LT (1 Phase 0.23 KV or 3 Phase 0.415 KV) OR 2.2 KV	11 KV or 15KV or 22 KV		5%
	11 KV or 15KV or 22 KV	33 or 66 KV		3%
	33 or 66 KV	>=132KV		2%
LOWER VOTAGE METERING SURCHARGE (LVMS) - Applicable to consumers @ 2% on the amount of only the energy charges billed in respect of consumers, for whom the metering for maximum demand or energy consumption or both, is done on the lower voltage side of the transformer, instead of higher voltage side at which the supply had been sanctioned by HPSEBL.				
LATE PAYMENT SURCHARGE (LPS)- 2% per month or part thereof , on the outstanding amount excluding electricity duty/ taxes for all the consumer catgories				

PEAK LOAD EXEMPTION CHARGE (PLEC) - Additional charge for SMS, LIPS & WIPS consumer categories who have been given exemption to run their units during the peak load hours at the rate specified in the relevant category of this schedule of tariff peak load hours of the day..
PEAK LOAD VIOLATION CHARGE (PLVC) - Charge for SMS, LIPS & WIPS consumer categories who have been found using load in excess of the exemption, in addition to PLEC at the rate specified in the relevant schedule of tariff for the energy and demand for the days of violation only.
NIGHT TIME CONCESSION (NTC) -Applicable to all categories of consumers except DS, SLS & Railway Traction on consumption of energy from 22.00 Hrs. to 06.00 Hrs. with connected load greater than 20 KW. However such consumers must be provided with suitable tri-vector meters capable of recording energy during different times of the day.
DISTURBING LOAD PENALTY (DLP) :-Applicable to categories DS,NDNCS,CS and WIPS, where there is unauthorised use of mobile welding sets @ 20 Rs./KVA of the load rating of welding set per day, in addition to the energy charges.
POWER FACTOR SURCHARGE (PFS) :- In case of categories SMS and WIPS if at any time the power factor of consumers having connected load upto and including 20 KW is found to be 10% on the amount of energy charges irrespective of the voltage of supply shall be charged from the consumer till such time the consumer has improved his power factor to at least 0.90 lagging by suitable means.
CONTRACT DEMAND VIOLATION CHARGE (CDVC) :-For categories NDNCS,CS,SMS,LIPS,WIPS,BS,TM & Railway Traction in the event the maximum demand (in KVA) recorded on the energy meter during any consecutive 30 minute block period of the month, exceeds the contract.
ASSUMED POWER FACTOR 90%
Reference : HPSEB letter No. HPSEBL/CE(Comm.)SERC-CEA/2013-14/7602 dated 22.07.2013

ELECTRICITY TARIFF IN JAMMU & KASHMIR w.e.f 01.04.2013

Category	Category of Service	Fixed Charge	Energy Charge (Paise/kWh)	Minimum charges	
Sch. 1	DOMESTIC SUPPLY				
	Below Poverty Line (upto 30 units/month)	5.00 Rs/kW/Month	119		
	METERED CONSUMERS				
	Upto 100 units/month	5.00 Rs/kW or part thereof Month	154	Nil Rs./month for connected load upto 1/4 KW	
	101 - 200 units/month		200	Nil Rs./month for connected load above 1/4 KW upto 1/2 KW	
	201 - 400 units/month		300	Nil Rs./month for connected load above 1/2 KW upto 1 KW	
	Above 400 units/month		320	Nil Rs./month for connected load above 1 KW for every 1/4 KW or part thereof	
	UN-METERED CONSUMERS (FLAT RATE)				
	Connected load upto 1/4 KW	89.00 Rs./Month			
	Connected load above 1/4 KW upto 1/2 KW	295.00 Rs./Month			
	Connected load above 1/2 KW upto 3/4 KW	445.00 Rs./Month			
	Connected load above 3/4 KW upto 1 KW	585.00 Rs./Month			
	Connected load above 1 KW upto 2 kW	1145.00 Rs./Month			
	Connected load above 2 kW	1145.00 Rs./Month plus Rs. 460 for every additional 1/2 KW or part thereof			
Sch. 2	NON-DOMESTIC / COMMERCIAL (METERED SUPPLY)				
	a) Single Phase (Load upto 5kW)				
	Upto 100 units/month	40.00 Rs./KW/Month	255		
	101 - 200 units/month		270		
	201 - 300 units/month		390		
	Above 300 units/Month		420		
	b) Three Phase (Load above 5 kW & upto 100 kW)				
	For all Units	95.00 Rs./KW/Month	455		
	Load (in kW) to be rounded off to the next 1/2 kW for the purpose of application of Fixed Charges.				
	UNMETERED (FLAT RATE SUPPLY)				
	Connected load upto 1/4 KW	280.00 Rs./Month			
	Connected load above 1/4 KW upto 1/2 KW	720.00 Rs./Month			
	Connected load above 1/2 KW upto 1 KW	1430.00 Rs./Month			
	Connected load above 1 KW	1925.00 Rs./Month for every KW and part thereof			
Sch. 3	STATE / CENTRAL GOVT. DEPARTMENTS				
	For all Units (Metered Consumers)	30.00 Rs./KW/Month	630		
	11 KV Supply		2.5% rebate on energy charges		
	33 KV & above Supply		5.0% rebate on energy charges		

Sch. 4	AGRICULTURAL/IRRIGATION (METERED)			
	0 to 10 HP	15.00 Rs/HP/Month	60	Nil Rs /HP/Annum
	11 - 20 HP	20.00 Rs/HP/Month	65	Nil Rs /HP/Annum
	Above 20 HP	40.00 Rs/HP/Month	475	Nil Rs /HP/Annum
	Note:	2.5% & 5% rebate on energy charges for at 11 kV and 33 kV and above respectively.		
		UNMETERED (FLAT RATE)		
	0 to 10 HP	185.00 Rs./HP/Month		
11 - 20 HP	200.00 Rs./HP/Month			
Above 20 HP	1275.00 Rs./HP/Month			
Sch. 5	PUBLIC STREET LIGHTING (METERED)			
	For all Units	40.00 Rs./KW/Month	500	
	UNMETERED	1350.00 Rs / kW/ month or any part thereof		
Sch. 6	LT PUBLIC WATER WORKS (METERED)			
	For all Units	45.00 Rs./KW/Month	555	
	UNMETERED	1465.00 Rs / kW/ month		
Sch. 7	HT PUBLIC WATER WORKS (METERED)			
	11 kV Supply *	220.00 Rs / kVA/ month ^	395 Paise/kVAh	
	33 kV & above Supply	210.00 Rs / kVA/ month ^	375 Paise/kVAh	
Sch. 8	LT INDUSTRIAL			
	LTIS I For all metered consumers except those covered under LTIS II ^	47.00 Rs / KW/ month ^^^	300	
	LTIS II For all metered consumers* having load upto 10 HP/ 7.46 kW ^^	20.00 Rs / KW/ month ^^^	300	
	# Atta Cakkis, Rice huskers, Oil expellers, Cotton grinning etc. in rural and unorganised sector load up to 10HP (7.46 kW).			
Sch. 9	HT INDUSTRIAL			
	11 kV Supply *	130.00 Rs / kVA/ month ^	268 Paise/kVAh	
	33 kV Supply **	130.00 Rs / kVA/ month ^	260 Paise/kVAh	
Sch. 10	HT INDUSTRIAL (Power Intensive Industries)			
	11 kV Supply	195.00 Rs / kVA/ month ^	321 Paise/kVAh	
	33 kV Supply **	190.00 Rs / kVA/ month ^	298 Paise/kVAh	
Sch. 11	GENERAL PURPOSE BULK SUPPLY			
	11 kV Supply *	193.00 Rs / kVA/ month ^	378 Paise/kVAh	
	33 kV Supply **	187.00 Rs / kVA/ month ^	362 Paise/kVAh	
Sch. 12	LT AND HT TEMPORARY CONNECTION			
	1.5 times the applicable rates (on fixed/ demand and energy charges) Temporary connection shall be granted for a period of upto 3 months at a time. If the period is extended beyond 3 months, tariff would be two times the applicable fixed/demand and energy charges.			
ASSUMED POWER FACTOR		85%		
* For Connections above 100 KW metered on LT, Additional 5% Surcharge on Demand and Energy Charges at 11 KV tariff shall be chargeable.				
^ Or part thereof on Billing Demand				
^^ For Connections with sanctioned load below 100 kW supplied and metered on HT, 5% rebate on Energy Charges shall be allowed.				
^^^ Load (in kW) to be rounded off to the next whole number for the purpose of application of Fixed Charges.				
** Rebate to connections at higher voltages: For 66 KV- 1.5% on energy charge for 33 KV supply.				
Reference : J&K State Electricity Regulatory Commission's Website, Tariff Order dated 25.04.2013.				

ELECTRICITY TARIFF IN JHARKHAND w.e.f. 01.08.2012

Category No.	Category of Service	Fixed Charge	Energy Charge Paise/kWh	Minimum Monthly Charge
DS	DOMESTIC SERVICE			
DS-I(a)	Kutir Jyoti for load upto 100 Watts for rural areas	15 Rs/Month	120	
	0-100 kWh/Month (metered)	40 Rs/Month	Nil	
DS-I(b)	Kutir Jyoti (Unmetered)			
	For other consumers in rural areas connected load upto 2 KW (metered)			
	0 - 200 kwh/month	25 Rs/Month	140	
	Above 200 kWh/Month	25 Rs/Month	150	
DS- II	For other consumers in rural areas connected load upto 2 KW (Unmetered)	100 Rs/Month	Nil	
	For urban areas covered by Notified Area Committee/ Municipality/ Municipal Corporation/ All Disstt. Towns/ All Sub-Divisional Towns /All Block Headquarters/ Industrial Areas/ Contiguous sub-urban areas all market places urban or rural and for connecting load upto 4KW			
	0-200 kWh/Month	40 Rs/Month	240	
	Above 200 kWh/Month	60 Rs/Month	290	
DS- III	For load exceeding 4 KW	100 Rs/Month	300	
DS-HT	Supply to housing complex/ multistoreyed buildings at 11 KV & load above 85.044 KW	75 Rs/KVA/Month	260	
NDS	NON-DOMESTIC SERVICE			
NDS-I	For rural areas connected load upto 2 KW (metered) - All Consumption	30 Rs/Month	175	
	For rural areas connected load upto 2 KW (Unmetered)	175 Rs/Month upto 1 kW & 60 Rs for every additional kW	Nil	
NDS - II	For urban areas for connected loads upto 85.044 KW covered by Notified Area Committee/ Municipality/ Municipal Corporation/ All Disstt. and Sub-Divisional Towns /All Block Headquarters/ Industrial Areas and Contiguous Sub-urban areas. Also applicable to commercial consumer of rural area connected load above 2 KW.			
	All consumption	175 Rs./kW/Month	525	
NDS - III	ADVERTISING & HOARDINGS			
	For Single Phase for load upto 2 KW & Three Phase for load exceeding 2 KW.	150 Rs./Month	600	
LTIS	LOW TENSION INDUSTRIAL & MEDIUM POWER SERVICE			
	Installation Based Tariff upto 114 HP	130 Rs/HP/Month	490	
	Demand Based Tariff upto 100 KVA	235 Rs/KVA/Month	490	
IAS	IRRIGATION & AGRICULTURE SERVICE			
IAS - I	For private tubewells & private lift irrigation schemes (metered)	Nil	60	
	For private tubewells & private lift irrigation schemes (Unmetered)	70 Rs/HP/Month	Nil	
IAS - II	For State tubewells & State lift irrigation schemes (metered)	Nil	100	
	For State tubewells & State lift irrigation schemes (Unmetered)	280 Rs/HP/Month	Nil	
HTS	HIGH TENSION VOLTAGE SUPPLY SERVICE			
	Consumers having contract demand above 100 KVA (AT 11/ 33/ 132 kV & above)	235 Rs/KVA/Month	540	
	TIME OF THE DAY (TOD) TARIFF FOR HTS CONSUMERS			
	PEAK HOURS (06.00 AM to 10.00 AM & 06.00 PM to 10.00 PM)	120% of normal rate of energy charge		
	OFF-PEAK HOURS (10.00 PM to 06.00 AM)			85% of normal rate of energy charge
HTSS	HT SPECIAL SERVICE FOR INDUCTION / ARC FURNACE			
	Consumers having contract demand of 300 KVA and more (AT 11/ 33/ 132 kV & above))	410 Rs/KVA/Month	325	
RTS	RAILWAY TRACTION SERVICE			
	AT 25 KV or 132 KV	220 Rs/KVA/Month	540	

SS	STRERET LIGHT SERVICE		
SS- I	Metered Street Light Service	35 Rs/Month	445
SS- II	Unmetered Street Light Service	140 Rs/Month/100 watt lamp & 30 Rs for every additional 50 w.	Nil
REC	RURAL ELECTRIC CO-OPERATIVE / Small Housing Group (AT 11/33 KV)		90
MES	BULK SUPPLY TO MILITARY ENGINEERING SERVICE		405
VOLTAGE REBATE TO THE HTS & HTSS CONSUMERS			
3.00% Rebate for power supplied at 33 KV			
5.00% Rebate for power supplied at 132 KV			
5.50% Rebate for power supplied at 220 KV			
6.00% Rebate for power supplied at 440 KV			
LOAD FACTOR REBATE TO THE HTS & HTSS CONSUMERS			
LOAD FACTOR		LOAD FACTOR REBATE	
40 -60 %		0.0%	
60 -70 %		7.5%	
70 -100 %		10%	
ASSUMED POWER FACTOR		85%	
Delayed payment surcharge @ 1.5% per month and part thereof. The due date for making payment of energy bills or other charges shall be 15 days from the date of			
POWER FACTOR PENALTY: For HTS, HTSS, IAS, RTS and LTIS with maximum demand meter, in case average power factor in a month for a consumer falls below			
POWER FACTOR REBATE: For HTS, HTSS, IAS, RTS and LTIS with maximum demand meter, in case average power factor as maintained by the consumer is more			
Reference : Jharkhand State Electricity Board Letter No. CE(C&R)/748/10-11/2080 dated 30.10.2012			

ELECTRICITY TARIFF IN KARNATAKA w.e.f. 01.05.2013

Sl. No.	Category of Service	Demand / Fixed Charge	Energy Charge (P/kWh)	Monthly Minimum Charge
LT-1	Bhagyajyothi and Kutirajyothi (BK/KJ) schemes (Upto 18 KWh/Month)		Nil	
LT-2(a)	Domestic (lighting/ combined lighting, heating and motive power installations of residential houses)			
LT-2(a)(i)	Applicable to areas coming under Bruhat Bangalore Mahanagara Palike (BBMP), Municipal Corporation and all Urban Local Bodies.			
	0 - 30 units (Lifeline consumption)	25 Rs./KW/Month for the first KW	250	
	31 - 100 units	35 Rs./KW/Month for every additional KW	370	
	101 - 200 units		485	
	Above 200 units		585	
LT-2(a)(ii)	Applicable to areas under Village Panchayats			
	0 - 30 units (Lifeline consumption)	15 Rs./KW/Month for the first KW	240	
	31 - 100 units	25 Rs./KW/Month for every additional KW	340	
	101 - 200 units		455	
	Above 200 units		535	
LT-2(b)	Private Professional and other Private Educational Institutions			
LT-2(b)(i)	Applicable to areas under Bruhat Bangalore Mahanagara Palike (BBMP) and Municipal Corporation and all areas coming under Urban Local Bodies.			
	0 - 200 units	35 Rs./KW/Month subject to a minimum of	570	
	Above 200 units	65 Rs./Month	670	
LT-2(b)(ii)	Applicable to areas under Village Panchayats			
	0 - 200 units	25 Rs./KW/Month subject to a minimum of	520	
	Above 200 units	50 Rs./Month	620	
LT-3	Applicable to Commercial Lighting, Heating and Motive Power			
LT-3(i)	Applicable to areas under Bruhat Bangalore Mahanagara Palike (BBMP), Municipal Corporation and all areas under Urban Local Bodies.			
	0 - 50 units	40 Rs./KW/Month	645	
	Above 50 units		745	
	Demand base Tariff (Optional) where sanctioned load is above 5 KW but below 50 KW	55 Rs./KW/Month	As above	
LT-3(ii)	Applicable to areas under Village Panchayats			
	0 - 50 units	30 Rs./KW/Month	595	
	Above 50 units		695	
	Demand base Tariff (Optional) where sanctioned load is above 5 KW but below 50 KW	45 Rs./KW/Month	As above	
LT-4(a)	I P Sets (Upto and inclusive of 10 HP)		Free	
LT-4(b)	I P Sets (above 10 HP)		175	
LT-4 (c)(i)	Private Horticulture Nurseries, Coffee, Tea and Rubber plantations of sanctioned load up to and inclusive of 10 HP.		175	
LT-4 (c)(ii)	Private Horticulture Nurseries, Coffee, Tea and Rubber plantations of sanctioned load above 10 HP.		175	

LT-5	Industrial (Heating & Motive power including lighting)			
LT-5(a)	Applicable to Bruhat Bangalore Mahanagara Palike (BBMP) and Municipal Corporation.			
	0 - 500 units	30 Rs./HP/Month for 5 HP & below	445	
	Above 500 units	30 Rs./HP/Month for above 5 HP and below 40 HP 40 Rs./HP/Month for 40 HP and above but below 67 HP 110 Rs./HP/Month for 67 HP and above	545	
	Demand base Tariff (Optional)	50 Rs./KW/Month of billing demand for above 5 HP and less than 40 HP 70 Rs./KW/Month of billing demand for 40 HP and above but less than 67 HP 160 Rs./KW/Month of billing demand for 67 HP and above	Same as above	
LT-5(b)	Applicable to all areas other than those covered under LT-5(a)			
	0 - 500 units	25 Rs./HP/Month for 5 HP & below	425	
	501 - 1000 units	30 Rs./HP/Month for above 5 HP and below 40 HP	495	
	Above 1000 units	35 Rs./HP/Month for 40 HP and above but below 67 HP 100 Rs./HP/Month for 67 HP and above	525	
	Demand base Tariff (Optional)	45 Rs./KW/Month of billing demand for above 5 HP and less than 40 HP 60 Rs./KW/Month of billing demand for 40 HP and above but below 67 HP 150 Rs./KW/Month of billing demand for 67 HP and above	Same as above	
	TOD Tariff applicable to LT 5(a) & (b) at the option of the consumer			
	TIME OF DAY	Increase (+) / reduction (-) in energy charges over the normal tariff applicable		
	22.00 Hrs to 06.00 Hrs	(-) 125 Paise per kWh		
	06.00 Hrs to 18.00 Hrs	0		
	18.00 Hrs to 22.00 Hrs	(+) 100 Paise per kWh		
LT-6(a)	Water Supply and sewerage pumping	35 Rs./HP/Month	320	
LT-6(b)	Public Lighting	50 Rs./KW/Month	445	
LT-7	Temporary Power Supply of all categories including Hoarding & Advertisement boards.			
	less than 67 HP	Nil	850	160 Rs./KW/Week of sanctioned load
HT-1	Public Water Works	180 Rs./Month/KVA of billing demand	380	
	TOD Tariff at the option of the consumer			
	TIME OF DAY	Increase (+) / reduction (-) in energy charges over the normal tariff applicable		
	22.00 Hrs to 06.00 Hrs	(-) 125 Paise per kWh		
	06.00 Hrs to 18.00 Hrs	0		
	18.00 Hrs to 22.00 Hrs	(+) 100 Paise per kWh		

HT-2(a)	Industrial			
HT-2(a) (i)	Applicable to areas coming under Bruhat Bangalore Mahanagara Palike (BBMP) and Municipal Corporation.			
	First 100000 units	180 Rs./Month/KVA of billing demand	535	
	For balance units		575	
	Railway Traction and Effluent Treatment Plants (all units)	180 Rs./Month/KVA of billing demand	500	
	Bangalore Metropolitan Railway Corp. Ltd. (BMRCL)	180 Rs./Month/KVA of billing demand	480	
HT-2(a) (ii)	Applicable to areas other than those covered under HT-2(a)(i)			
	First 100000 units	170 Rs./Month/KVA of billing demand	535	
	For balance units		565	
	Railway Traction and Effluent Treatment Plants (all units)	180 Rs./Month/KVA of billing demand	500	
HT-2(b)	Commercial			
HT-2(b) (i)	Applicable to areas coming under Bruhat Bangalore Mahanagara Palike (BBMP) and Municipal Corporation.			
	First 200000 units	200 Rs./Month/KVA of billing demand	695	
	For balance units		725	
HT-2(b) (ii)	Applicable to areas other than those covered under HT-2(b)(i)			
	First 200000 units	190 Rs./Month/KVA of billing demand	675	
	For balance units		705	
HT-2(c)(i)	Government Hospitals and Hospitals run by Charitable Institutions and ESI hospitals and Universities, Govt. Educational Institutions, local bodies, aided institutions & hostels.			
	First 100000 units	170 Rs./Month/KVA of billing demand	500	
	For balance units		550	
HT-2(c)(ii)	Other than those covered under HT-2(c)(i)			
	First 100000 units	170 Rs./Month/KVA of billing demand	600	
	For balance units		650	
	TOD Tariff applicable to HT 2 (a), HT 2(b) and HT 2(c) category			
	TIME OF DAY	Increase (+) / reduction (-) in energy charges over the normal tariff applicable		
	22.00 Hrs to 06.00 Hrs	(-) 125 Paise per kWh		
	06.00 Hrs to 18.00 Hrs	0		
	18.00 Hrs to 22.00 Hrs	(+)100 Paise per kWh		
HT-3(a) (i)	Applicable to Lift irrigation Schemes under Govt. Departments / Govt. owned Corporations	Nil	150	1000 Rs./HP/Annum
HT-3(a) (ii)	Applicable to Pvt. Lift Irrigation schemes and lift irrigation Societies connected to Urban / Express feeders	30 Rs./Month/HP of sanctioned load	110	
HT-3(a) (iii)	Applicable to Pvt. Lift Irrigation schemes and lift irrigation Societies other than those covered under HT-3(a)(ii)	10 Rs./Month/HP of sanctioned load	110	
HT-3(b)	Applicable to Irrigation & Agricultural Farms, Government	Nil	320	1000 Rs./HP/Annum
HT-4	Residential apartments and colonies (all areas) availing supply independently or by tapping the main HT line.			
	All consumption	100 Rs./KVA of billing Demand	490	
HT-5	Temporary Power Supply of all categories including Hoarding & Advertisement boards.			
	67 HP and above	210 Rs./Month/HP of sanctioned load	850	
	Assumed Power Factor	90%		
	Rebate for supply at high voltage to consumers (Other than Railway Traction): If the consumer is availing power at voltage higher than 13.2 KV, he will be entitled to a			
	A) At 33/66 KV	2 Paise/kWh of energy consumed		
	B) At 110 KV	3 Paise/kWh of energy consumed		
	C) At 220 KV	5 Paise/kWh of energy consumed		
Reference : Bangalore Electricity Supply Company limited letter No. BESCOM/BC-26/F-2411/2009-10/248 dated 08.07.2013				
Hubli Electricity Supply Company limited letter No. HESCOM/GM(T)/EE-4/AO/13-14/7886 dated 22.07.2013				

ELECTRICITY TARIFF IN KERALA w.e.f. 01.05.2013

Sr. No.	Category of Service	Demand/Fixed Charge	Energy Charge (P/kWh)	Monthly Minimum Charge
LT-I	DOMESTIC			
	0 - 40 KWh/Month		150	20 Rs/Consumer/Month for single phase connection 60 Rs/Consumer/Month for three phase connection
	Telescopic			
	0 - 80 KWh/Month	20 Rs/consumer/Month	220	
	81 -120 KWh/Month	for single phase	300	
		60 Rs/consumer/Month		
	121 - 150 KWh/Month	for three phase	380	
	151 - 200 KWh/Month		530	
	201 - 300 KWh/Month		650	
	Non-Telescopic			
	0 - 350 KWh/Month		500	
0 - 400 KWh/Month		550		
0 - 500 KWh/Month		600		
Above 500 KWh/Month		700		
LT- II	Colonies of HT & EHT consumers supplied at LT	2200 Rs./Month	650	
LT- III	TEMPORARY SERVICES INCLUDING TEMPORARY CONNECTIONS AND EXTENSION			
LT- III (A)	Temporary connections: Applicable for illumination, Exhibition, Festivals, Public meeting and Fairs (Single or three Phase)		1400	140 Rs/Day/KW daily minimum or part thereof of connected load, whichever is higher.
	40% concession shall be allowed in the rates for exhibitions conducted by the Local bodies/Govt. and recognised private educational institutions and festivals of public religious worship			
LT- III (B)	Temporary Extensions	65 Rs/KW/day		
LT- IV	INDUSTRY (LT)			
LT- IV (A)	Industrial (General Purpose)			
	(a) Connected load 8 kW or below	60 Rs/consumer/Month	470	
	(b) Connected load above 8 kW	60 Rs/consumer/Month		
LT- IV (B)	IT and IT Enabled services			
	(a) Connected load 8 kW or below	60 Rs/consumer/Month	510	
	(b) Connected load above 8 kW	60 Rs/consumer/Month		
LT-V	AGRICULTURE			
LT-V (A)	Applicable to agricultural purpose for pumping, dewatering & lift irrigation for cultivation of food crops	6 Rs/KW/Month	150	
LT-V (B)	Applicable to agricultural purposes such as poultry farms, silk worm breeding units, livestock farms, floriculture, prawn farms, rabbit farms Aquaculture etc.	6 Rs/KW/Month	200	
LT- VI (A)	NON-DOMESTIC			
	Upto 500 KWh/Month	50 Rs/KW/Month	510	
	Above 500 KWh/Month		590	
LT- VI (B)	OFFICES AND INSTITUTIONS UNDER STATE/CENTRAL GOVT, CORPORATIONS, BOARDS, UNIVERSITIES HOSTEL etc.			
	Upto 500 KWh/Month	70 Rs/KW/Month	585	
	Above 500 KWh/Month		700	
LT- VI (C)	OFFICES OR INSTITUTIONS UNDER KERALA WATER AUTHORITY, KSRTC, KERALA WATER TRANSPORT etc.			
	Upto 500 KWh/Month	180 Rs/KW/Month	700	
	Above 500 KWh/Month		850	
LT- VI (D)	ORPHANAGES, ANGANAWADIS, SCHOOLS & HOSTALS OF MENTALLY RETARDED STUDENTS, OLD AGE HOMES, POLIO HOMES etc.			
	All units	Nil	150	15 Rs/Consumer/Month for single phase connection 25 Rs/Consumer/Month for three phase connection

LT- VI (E)	Applicable to sports/ arts clubs, sailing/ swimming activities and gymnasiums, libraries and reading rooms, press clubs etc. (load not exceeding 2000 W)			
	Non-telescopic	20 Rs/month for single phase	330	
	Upto 120 KWh/Month		410	
	Upto 200 KWh/Month	60 Rs/month for three phase	600	
	Above 200 KWh/Month			
LT- VII (A)	COMMERCIAL CONSUMERS HAVING CONNECTED LOAD EXCEEDING 1000 WATTS			
	Upto 100 KWh/Month	60 Rs./KW/Month for single phase	580	
	Upto 200 KWh/Month		650	
	Upto 300 KWh/Month	120 Rs./KW/Month for three phase	720	
	Upto 500 KWh/Month		780	
	Above 500 KWh/Month		910	
LT- VII (B)	COMMERCIAL CONSUMERS HAVING CONNECTED LOAD NOT EXCEEDING 1000 WATTS			
	0 - 100 KWh/Month	40 Rs/KW/Month	420	
	0 - 200 KWh/Month		520	
	0 - 300 KWh/Month		620	
LT- VII (C)	CINEMA THEATRES, CIRCUS, SPORTS/ARTS CLUB ETC. FOR LOAD EXCEEDING 2000 W			
	Upto 1000 KWh/Month	90 Rs/KW/Month	540	
	Above 1000 KWh/Month		700	
LT- VIII	GENERAL : Applicable to private hospitals, private clinical laboratories, private X-ray units, private blood banks, private scanning centres etc.			
	Upto 100 KWh/Month	60 Rs./KW/Month for single phase	550	
	Upto 200 KWh/Month		600	
	Upto 300 KWh/Month	120 Rs./KW/Month for three phase	650	
	Upto 500 KWh/Month		750	
	Above 500 KWh/Month		850	
LT- IX	PUBLIC LIGHTING: Applicable to various categories of public lighting per lamp.			
A	COMPOSITE TARIFF			
	Type of Lamp	Burning hours per Day (In Rs/Lamp/Month)		
		4 Hours	6 Hours	12 Hours
	Ordinary 40 Watts	16	25	49
	Ordinary 60 Watts	25	37	75
	Ordinary 100 Watts	41	62	124
	Fluorescent Tube 40 Watts	16	25	49
	Fluorescent Tube 80 Watts	33	49	99
	Flood Light 1000Watts	414	621	1242
	Mercury Vapour Lamp 80 Watts	33	49	99
	Mercury Vapour Lamp 125 Watts	52	78	155
	Mercury Vapour Lamp 160 Watts	67	99	199
	Mercury Vapour Lamp 250 Watts	104	155	311
	Mercury Vapour Lamp 400 Watts	166	248	497
	Sodium Vapour Lamp 70 Watts	29	44	87
	Sodium Vapour Lamp 80 Watts	33	49	99
	Sodium Vapour Lamp 100 Watts	41	62	124
	Sodium Vapour Lamp 125 Watts	52	78	155
	Sodium Vapour Lamp 150 Watts	62	93	186
	Sodium Vapour Lamp 250 Watts	104	155	311
	CFL			
	11 Watts	2	3	7
	22 Watts	5	7	14
	44 Watts	9	14	28
	18 Watts	3	6	12
	36 Watts	7	12	22
	72 Watts	15	22	45
	15 Watts	3	5	9
	30 Watts	6	9	18
	36 Watts	7	12	22
	72 Watts	15	22	45
	144 Watts	30	45	90

	LED			
	18 Watts	3	6	12
	MV Lamp 1200 Watts (only for 12 hrs burning/day)			1490
	SV Lamp 250 Watts (only for 12 hrs burning/day)			311
B	METERED STREET LIGHTS	30 Rs/meter/mont		300
LT- X	Display Lighting and Hoardings	500 Rs/month		1250
	HGH TENSION			
HT - I (A)	INDUSTRIAL	300 Rs./KVA/Month		460
HT - I (B)	IT and IT Enabled Services	300 Rs./KVA/Month		500
HT - II	NON-INDUSTRIAL / NON-COMMERCIAL	350 Rs./KVA/Month		445
HT - III	AGRICULTURE			
HT - III (A)	Applicable to pumping, dewatering, lift irrigation etc.	165 Rs./KVA/Month		180
HT - III (B)	Applicable to poultry farms, dairy farms, aquaculture etc.	165 Rs./KVA/Month		230
HT - IV	COMMERCIAL			370
	Upto 30,000 units (All units)	400 Rs./KVA/Month		610
	Above 30,000 units (All units)			720
HT - V	GENERAL : Applicable to private hospitals, private clinical laboratories, private X-ray units, private blood banks, private scanning centres etc.			
	Upto 30,000 units (All units)	400 Rs./KVA/Month		600
	Above 30,000 units (All units)			700
HT - VI	SEASONAL CONSUMERS	Charged at the highest tariff applicable for various operations for the whole year if not registered as seasonal consumer		
		Charged at the tariff applicable for various purposes for the entire specified period of use if registered as seasonal consumer		
EHT	EHT SUPPLY (66/110/220 KV)			
	66 KV	300 Rs./KVA/Month		440
	110 KV	290 Rs./KVA/Month		430
	220 KV	275 Rs./KVA/Month		435
	EHT Non-Industrial (66/110/220 KV)			
	Upto 60,000 units (All units)	375 Rs./KVA/Month		600
	Above 60,000 units (All units)			700
	RAILWAY TRACTION (110 KV)	250 Rs./KVA/Month		435
	POWER FACTOR INCENTIVE			
	0.25% of energy charges for each 0.01 unit increase in PF from 90% to 100%			
	POWER FACTOR PENALTY			
	1% of energy charges for every 0.01 fall in PF from 90%			
	TOD Tariff for Domestic Consumers: Applicable to those consumers who consume more than 500 Units/month			
	Normal Period (6 hrs to 18 hrs)	100% Energy Charges		7.00 Rs/Unit
	Peak Period (18 hrs to 22 hrs)	120% Energy Charges		8.40 Rs/Unit
	Off-Peak Period (22hrs to 6 hrs)	90% Energy Charges		6.30 Rs/Unit
	TOD Tariff applicable for EHT, HT and LT industrial consumers (connected load of and above 20 KW)			
	Normal Period (6 hrs to 18 hrs)	100% Energy Charges		
	Peak Period (18 hrs to 22 hrs)	120% Energy Charges		
	Off-Peak Period (22hrs to 6 hrs)	90% Energy Charges		
	Assumed Power Factor	90%		
	Reference : KSEB letter No. KSEB/TRAC/CEA/2013-14/591 dated 16.07.2013			

ELECTRICITY TARIFF IN LAKSHADWEEP w.e.f. 01.04.2013

Category of Service	Energy Charge (Paise/KWh)	Fixed Charges
1. BPL / Kutir Jyoti (upto 30 units)		25 Rs./Month/connection
2. DOMESTIC		
0 to 50 units	100	10 Rs./Month for Single Phase connection
51 to 100 units	125	50 Rs./Month for Three Phase connection
101 to 200 units	250	
201 units and above	400	
3. COMMERCIAL		
0 to 100 units	425	25 Rs./Month for Single Phase connection
101 to 200 units	500	100 Rs./Month for Three Phase connection
201 units and above	600	
4. HT CONSUMERS (11kV) - All units	600	100 Rs./kVA/Month
5. INDUSTRIAL - All units	450	30 Rs./Month/kVA or part thereof
6. PUBLIC (STREET LIGHTING) All units	400	
7. TEMPORARY CONNECTION - All units	700	
i) Penalty Charges: The billing in case of HT shall be on the maximum demand recorded during the month or 75% of contracted demand, whichever is higher. If in any month, the recorded maximum demand of the consumer exceeds its contract demand, that portion of the demand in excess of the contracted demand shall be billed at double the normal rate. Similarly, energy consumption corresponding to excess demand shall also be billed at double the normal rate.		
ii) Power Factor Charges: The monthly average power factor of the consumer falls below 0.90, such consumer shall pay a surcharge in addition to his normal tariff @1% on billed demand and energy charges for each fall of 0.01 in power factor upto 0.7. In case where the monthly average power factor is maintained above 0.95 lagging shall be eligible for an incentive @ 0.5%% on demand and energy charges for every 0.01 improvement in power factor above 95% .		
Assumed Power Factor		90%
Reference : JERC website, Tariff Order dated 22.05.2013		

ELECTRICITY TARIFF IN MADHYA PRADESH w.e.1.04.2013

Category	Category of Service	Demand / Fixed Charge	Energy Charge (P/kWh)	Minimum charges
LOW TENSION TARIFF				
LV - 1	DOMESTIC LIGHTS, FANS & POWER FOR RESIDENTIAL USE			
LV - 1.1	Consumption upto 30 units/month & load upto 100 Watts	NIL	290	40 Rs/Month
LV - 1.2	IN URBAN AREA			
	Up to 50 kWh/Month	40 Rs/Month	340	60 Rs/Month
	51 to 100 kWh/month	65 Rs/Month	385	
	101 to 300 kWh/month	75 Rs/Month per 1/2 KW of authorised load	480	
	301 to 500 kWh/month	80 Rs/Month per 1/2 KW of authorised load	520	
	Above 500 kWh/month	85 Rs/Month per 1/2 KW of authorised load	555	
	Temporary Connection for construction of own house	300 Rs/Month per 1 KW of authorised load	675	500 Rs/Month
	Temp. Connection for social/marriage & religious purpose	40 Rs/Day per 1 KW of authorised load		
	Through DTR meter for clusters of jhuggi/jhopadi	NIL	300	NIL
	Un-metered connection (in urban areas for 100 units/month)	75 Rs/Month	420	NIL
	IN RURAL AREAS			
	Up to 50 kWh/Month	25 Rs/Month	340	60 Rs/Month
	51 to 100 kWh/month	40 Rs/Month	385	
	101 to 300 kWh/month	50 Rs/Month per 1/2 KW of authorised load	480	
	301 to 500 kWh/month	70 Rs/Month per 1/2 KW of authorised load	520	
	Above 500 kWh/month	70 Rs/Month per 1/2 KW of authorised load	555	
	Temporary Connection for construction of own house	200 Rs/Month per 1 KW of authorised load	675	500 Rs/Month
	Temp. Connection for social/marriage & religious purpose	20 Rs/Day per 1 KW of authorised load		
	Through DTR meter for clusters of jhuggi/jhopadi	NIL	300	NIL
	Un-metered connection (in rural areas for 55 units/month)	30 Rs/Month	340	NIL
LV-2	NON - DOMESTIC LIGHT, FAN & POWER TO EDUCATIONAL INSTITUTIONS, HOSTELS ETC.			
LV - 2.1	URBAN AREAS			
	Sanctioned load based tariff (load upto 20 kW)	90 Rs/KW/month	520	
	Optional (Demand based tariff above 10 kW and upto 20 kW)	180 Rs/Month per KW or	520	
	Mandatory (Demand based tariff above 20 kW)	144 Rs/Month per KVA of billing demand		
	RURAL AREAS			
	Sanctioned load based tariff	60 Rs/KW/month	520	
	Optional (Demand based tariff above 10 kW and upto 20 kW)	120 Rs/Month per KW or	520	
	Mandatory (Demand based tariff above 20 kW)	96 Rs/Month per KVA of billing demand		
LV - 2.2	URBAN AREAS (except those covered in LV-2.1)			
	0-50 units (All units)	50 Rs/KW/month	540	360 units/annum/KW or part thereof in urban areas or 180 units/annum/KW or part thereof in rural areas of sanctioned load
	Above 50 units (All units)	85 Rs/KW/month	600	
	Optional (Demand based tariff above 10 kW and upto 20 kW)	190 Rs/Month per KW or	525	
	Mandatory (Demand based tariff above 20 kW)	152 Rs/Month per KVA of billing demand		
	Temporary Connections at LT for Mela	130 Rs/month/KW or part thereof	715	
	Temporary Connections for marriage purposes	50 Rs per KW or part thereof /day	715	500 Rs. / month
	For X-Ray Plant	Additional Fixed Charges @ Rs. 450 & 650 per machine/month for single/ three phase respectively and Dental X-ray @ Rs 50 per machine/month.		

RURAL AREAS (except those covered in LV-2.1)				
	0-50 units (All units)	30 Rs/KW/month	540	180 units/annum/KW or part thereof in urban areas of sanctioned or contract demand
	Above 50 units (All units)	60 Rs/KW/month	600	
	Optional (Demand based tariff above 10 kW and upto 20 kW)	120 Rs/Month per KW or	525	
	Mandatory (Demand based tariff above 20 kW)	96 Rs/Month per KVA of billing demand		
	Temporary Connections at LT for Mela	85 Rs/month/KW or part thereof	715	500 Rs. / month
	Temporary Connections for marriage purposes	30 Rs per KW or part thereof /day	715	
	For X-Ray Plant	Additional Fixed Charges @ Rs. 450 & 650 per machine/month for single/ three phase respectively and Dental X-ray @ Rs 50 per machine/month.		
LV-3	PUBLIC WATER WORKS AND STREET LIGHTS			
3.1	PUBLIC WATER WORKS			
	Municipal Corporation/Cantonment Board	140 Rs/KW/month	365	
	Municipality/Nagar Panchayat	120 Rs/KW/month	365	
	Gram Panchayat	50 Rs/KW/month	365	
	Temporary	1.3 times of applicable tariff		
3.2	STREET LIGHT			
	Municipal Corporation/Cantonment Board	235 Rs/KW/month	380	
	Municipality/Nagar Panchayat	210 Rs/KW/month	375	
	Gram Panchayat	50 Rs/KW/month	375	
	An incentive @ 5% of energy charges for adopting Demand Side Management			
LV-4	LT INDUSTRIAL			
4.1	Non- Seasonal Consumers (Urban Areas)			
4.1 a	Upto 25 HP	90 Rs/HP/Month	400	30 units/HP/month
4.1 b	Demand Based Tariff (contract demand & connected load upto 100 HP)	176 Rs/KVA/Month or 220 Rs/KW/Month	520	
4.1 c	Demand Based Tariff (contract demand more than 100 HP and upto 150 HP)*	240 Rs/KVA/Month or 300 Rs/KW/Month	535	40 units/HP/month
4.1 d	Temporary connection	1.3 times of applicable tariff		
	* In addition, these consumers are also liable to pay transformation losses at 3% and transformer rent as per the order of MPERC			
4.1	Non- Seasonal Consumers (Rural Areas)			
4.1 a	Upto 25 HP	30 Rs/HP/Month	400	15 units/HP/month
4.1 b	Demand Based Tariff (contract demand & connected load upto 100 HP)	88 Rs/KVA/Month or 110 Rs/KW/Month	520	
4.1 c	Demand Based Tariff (contract demand more than 100 HP and upto 150 HP)*	168 Rs/KVA/Month or 210 Rs/KW/Month	535	20 units/HP/month
4.1 d	Temporary connection	1.3 times of applicable tariff		
	* In addition, these consumers are also liable to pay transformation losses at 3% and transformer rent as per the order of MPERC			
4.2	SEASONAL CONSUMERS (period of season shall not exceed 180 days continuously in a financial year)			
4.2 a	During Season	Normal Tariff as for non-seasonal consumers		
4.2 b	During Off Season (The consumer shall be required to restrict his consumption to 15% of the highest of average consumption during the preceding three seasons)	Normal Tariff as for non-seasonal consumers on 10% of contract demand or actual recorded demand, whichever is more	120% of normal tariff as for non-seasonal consumers	

LV-5		AGRICULTURE & ALLIED ACTIVITIES		
5.1 For agricultural use				
a) (i)	First 300 KWh/month	NIL	320	30 units/HP or part thereof /month for month from April to September
(ii)	Above 300 KWh/month to 750 KWh/month	NIL	380	
(iii)	Rest of the units in the month	NIL	405	
b)	Temporary Connections	NIL	405	90 units/HP or part thereof /month for month from October to March
c)	DTR metered group consumers	NIL	300	
5.2 For horticulture use				
a) (i)	First 300 KWh/month	NIL	320	30 units/HP or part thereof /month for month from April to September
(ii)	Above 300 KWh/month to 750 KWh/month	NIL	380	
(iii)	Rest of the units in the month	NIL	405	
b)	Temporary Connections	NIL	405	90 units/HP or part thereof /month for month from October to March
5.3 For aquaculture, sericulture poultry farms etc.				
a)	Up to 25 HP in urban areas	55 Rs/HP/Month	375	30 units/HP/month in urban areas 15 units/HP/month in rural areas
b)	Up to 25 HP in rural areas	20 Rs/HP/Month	375	
c)	Demand based tariff in urban areas (contract demand & connected load upto 100 HP)	136 Rs/KVA/Month or 170 Rs/KW/Month	455	
d)	Demand based tariff in rural areas (contract demand & connected load upto 100 HP)	64 Rs/KVA/Month or 80 Rs/KW/Month	455	
5.4 For permanent agricultural pump, chaff cutters, threshers, seeding machines & irrigation pumps of lift irrigation schemes etc.				
		Agriculture flat rate tariff exclusive of subsidy	Rate payable by the consumer (April to September)	Rate payable by the consumer (October to March)
a)	Three phase - urban		100 Rs/HP/month	100 Rs/HP/month
b)	Three phase - rural			
c)	Single phase - urban			
d)	Single phase - rural			
Note: 1. The tariff schedule LV - 5.1 doesn't include subsidy to be paid by the State Govt. 2. The tariff schedule LV - 5.4 shall be calculated at the rates specified under the tariff schedule LV -5.1				
INCENTIVE FOR MERTERED AGRICULTURAL CONSUMERS ON INSTALLATION OF ENERGY SAVING DEVICES:				
S.No.	Particulars	Rate of Rebate in Tariff		
1	For installation of ISI/BEE star labelled motors for pump sets	15	paise per unit	
2	For installation of ISI/BEE star labelled motors for pumps and use of frictionless PVC pipes and foot valve	30	paise per unit	
3	For installation of ISI/BEE star labelled motors for pumps and use of frictionless PVC pipes and foot valves along with installation of shunt capacitor of appropriate rating	45	paise per unit	
LOAD FACTOR INCENTIVE TO LT CONSUMERS				
	For LF above 25% and upto 30% LF on contract demand	12 Paise/Unit concession on the normal energy charges for all energy consumption over & above 25% LF during the billing month		
	For LF above 30% and upto 40% LF on contract demand	24 Paise/Unit concession on the normal energy charges for all energy consumption over & above 30% LF in addition to concession upto 30% LF		
	For LF above 40% LF on contract demand	36 Paise/Unit concession on the normal energy charges for all energy consumption over & above 40% LF in addition to concession upto 40% LF		
POWER FACTOR INCENTIVE				
	Above 85% up to 95%	0.5% incentive on the total amount of bill under the head Energy Charges for each 1% increase in P.F.		
	Above 95%	1% incentive on the total amount of bill under the head Energy Charges for each 1% increase in P.F. in addition to PF incentive upto 95%		
POWER FACTOR SURCHARGE				
	Below 80% up to 75%	1% surcharge of Energy Charges for each 1% fall in P.F. below 80% upto 75%		
	Below 75% up to 70%	5% plus 1.25% surcharge of Energy Charges for every 1% fall in P.F. below 75% upto 70%		
The maximum limit of surcharge will be 10% of the energy charges billed during the month.				

HV-1	RAILWAY TRACTION (At 132/220 KV)	265 Rs./Month/KVA of billing demand	500	1500 KWh/KVA of contract demand as guaranteed annual minimum consumption	
HV-2	COAL MINES				
	AT 11 KV (For consumption upto 50% LF)	505 Rs./Month/KVA of billing demand	545	1200 KWh/KVA of contract demand as guaranteed annual minimum consumption	
	AT 11 KV (For consumption in excess of 50% LF)		465		
	AT 33 KV (For consumption upto 50% LF)	515 Rs./Month/KVA of billing demand	525		
	AT 33 KV (For consumption in excess of 50% LF)		445		
	AT 132 KV (For consumption upto 50% LF)	525 Rs./Month/KVA of billing demand	515	1620 KWh/KVA of contract demand as guaranteed annual minimum consumption	
	AT 132 KV (For consumption in excess of 50% LF)		435		
	AT 220 KV (For consumption upto 50% LF)	535 Rs./Month/KVA of billing demand	505		
AT 220 KV (For consumption in excess of 50% LF)	425				
HV-3	INDUSTRIAL, NON-INDUSTRIAL & SHOPPING MALLS				
3.1	Industrial				
	AT 11 KV (For consumption upto 50% LF)	235 Rs./Month/KVA of billing demand	520	For supply at 220/132 KV Rolling Mills : 1200 KWh/KVA of contract demand as guaranteed annual minimum consumption Educational Institutions : 720 KWh/KVA of contract demand as guaranteed annual minimum consumption Others : 1800 KWh/KVA of contract demand as guaranteed annual minimum consumption For supply at 33/11 KV Educational Institutions : 600 KWh/KVA of contract demand as guaranteed annual minimum consumption Contract demand up to 100 KVA 600 KWh/KVA of contract demand as guaranteed annual minimum consumption Others : 1200 KWh/KVA of contract demand as guaranteed annual minimum consumption	
	AT 11 KV (For consumption in excess of 50% LF)		460		
	AT 33 KV (For consumption upto 50% LF)	380 Rs./Month/KVA of billing demand	510		
	AT 33 KV (For consumption in excess of 50% LF)		410		
	AT 132 KV (For consumption upto 50% LF)	480 Rs./Month/KVA of billing demand	475		
	AT 132 KV (For consumption in excess of 50% LF)		395		
	AT 220/400 KV (For consumption upto 50% LF)	510 Rs./Month/KVA of billing demand	455		
AT 220/400 KV (For consumption in excess of 50% LF)	385				
3.2	Non-Industrial				
	AT 11 KV (For consumption upto 50% LF)	200 Rs./Month/KVA of billing demand	550		
	AT 11 KV (For consumption in excess of 50% LF)		475		
	AT 33 KV (For consumption upto 50% LF)	310 Rs./Month/KVA of billing demand	525		
	AT 33 KV (For consumption in excess of 50% LF)		460		
	AT 132 KV (For consumption upto 50% LF)	435 Rs./Month/KVA of billing demand	490		
	AT 132 KV (For consumption in excess of 50% LF)		425		
	3.3	Shopping Malls			
AT 11 KV (For consumption upto 50% LF)		195 Rs./Month/KVA of billing demand	550		
AT 11 KV (For consumption in excess of 50% LF)			475		
AT 33 KV (For consumption upto 50% LF)		285 Rs./Month/KVA of billing demand	530		
AT 33 KV (For consumption in excess of 50% LF)			465		
AT 132 KV (For consumption upto 50% LF)		405 Rs./Month/KVA of billing demand	495		
AT 132 KV (For consumption in excess of 50% LF)			425		
3.4		Power Intensive Industries			
	AT 33 KV	435 Rs./Month/KVA of billing demand	405		
	AT 132 KV		385		
10% Rebate on fixed charges and 20% reduction in minimum consumption(kWh) for HT consumers of this category receiving supply through rural feeders.					
HV-4	SEASONAL CONSUMERS				
	During Season				
	AT 11 KV (For consumption upto 50% LF)	255 Rs./Month/KVA of billing demand	500	900 KWh/KVA of contract demand as guaranteed annual minimum consumption	
	AT 11 KV (For consumption in excess of 50% LF)		435		
	AT 33 KV (For consumption upto 50% LF)	285 Rs./Month/KVA of billing demand	490		
AT 33 KV (For consumption in excess of 50% LF)	420				

	During off-season			
	AT 11 KV	255 Rs./Month/KVA of billing demand *	600	900 KWh/KVA of contract demand as guaranteed annual minimum consumption
	AT 33 KV	285 Rs./Month/KVA of billing demand #	588	
	* Rs.255 on 10% of contract demand (or actual recorded demand, whichever is more) during the season			
	# Rs.285 on 10% of contract demand (or actual recorded demand, whichever is more) during the season			
HV-5	IRRIGATION, PUBLIC WATER WORKS & OTHER THAN AGRICULTURAL			
5.1	Public Water Works, Group Irrigation and Lift Irrigation Schemes			
	AT 11 KV	170 Rs./Month/KVA of billing demand	400	720 KWh/KVA of contract demand as guaranteed annual minimum consumption
	AT 33 KV	190 Rs./Month/KVA of billing demand	380	
	AT 132 KV	210 Rs./Month/KVA of billing demand	360	
5.2	Other than agriculture use			
	AT 11 KV	190 Rs./Month/KVA of billing demand	405	720 KWh/KVA of contract demand as guaranteed annual minimum consumption
	AT 33 KV	210 Rs./Month/KVA of billing demand	385	
	AT 132 KV	230 Rs./Month/KVA of billing demand	370	
An incentive equal to 5% energy charges for installation of energy saving devices for adopting demand side management				
HV-6	BULK RESIDENTIAL USERS			
6.1	For Bulk Residential Users			
	AT 11 KV (For consumption upto 50% LF)	215 Rs./Month/KVA of billing demand	465	780 KWh/KVA of contract demand as guaranteed annual minimum consumption
	AT 11 KV (For consumption in excess of 50% LF)		410	
	AT 33 KV ((For consumption upto 50% LF)	230 Rs./Month/KVA of billing demand	440	
	AT 33 KV (For consumption in excess of 50% LF)		390	
	AT 132 KV ((For consumption upto 50% LF)	245 Rs./Month/KVA of billing demand	425	
	AT 132 KV (For consumption in excess of 50% LF)		375	
6.2	For Registered Cooperative Group Housing Societies			
	AT 11 KV (For consumption upto 50% LF)	145 Rs./Month/KVA of billing demand	475	780 KWh/KVA of contract demand as guaranteed annual minimum consumption
	AT 11 KV (For consumption in excess of 50% LF)		420	
	AT 33 KV ((For consumption upto 50% LF)	150 Rs./Month/KVA of billing demand	465	
	AT 33 KV (For consumption in excess of 50% LF)		410	
	AT 132 KV ((For consumption upto 50% LF)	155 Rs./Month/KVA of billing demand	450	
	AT 132 KV (For consumption in excess of 50% LF)		395	
HV-7	SYNCHRONIZATION & START UP POWER FOR GENERATORS CONNECTED TO THE GRID			
	Generators for Start up power or synchronization with Grid		575	
TIME OF THE DAY (TOD) SURCHARGE/ REBATE (For categories HV-2, HV-3, HV-4 and HV-5)				
	Fixed Charges	Normal Rate of Fixed Charges		
PLUS Energy Charge as mentioned below :				
	Period of Energy Consumption	Rate (Paise/ KWh)		
	Evening peak load period (6.00 PM to 10 PM)	15% of Normal rate of energy charges as surcharge		
	Off peak load period (10.00 PM to 6.00 AM next day)	7.5% of Normal rate of energy charges as rebate		

LOAD FACTOR INCENTIVE AT ALL VOLTAGE LEVELS (For categories HV-2, HV-3, HV-4 and HV-6).	
LOAD FACTOR	INCENTIVE
Load Factor below 75%	No Incentive
Load Factor above 75%	0.10% for every 1% increase in LF above 75% on energy charges for incremental consumption above 75% LF
POWER FACTOR INCENTIVE / PENALTY	
Power Factor	Incentive / Penalty Payable
Above 95% to 98%	1% incentive on the total amount of bill under the head Energy Charges for each 1% increase in P.F. above 95%
Above 98% upto 99%	5% incentive on the total amount of bill under the head Energy Charges
Above 99%	7% incentive on the total amount of bill under the head Energy Charges
Below 90%	1% penalty on the total amount of bill under the head Energy Charge for each 1% fall in P.F. below 90%
Below 85%	5% plus 2% penalty on the total amount of bill under the head Energy Charge for each 1% fall in P.F. below 85%
Delayed Payment Surcharge: Surcharge @ 1.00% per month or part thereof on the amount outstanding (including arrears) will be payable if the bills are not paid up to due date. The part of the month will be rockoned as full month for the purpose of calculation of delayed payment surc	
ADDITIONAL CHARGE:	
5% Additional charge on the total amount of Fixed Charges & Energy Charges billed in the month shall be required to paid by the existing 11 KV consumers with contract demand exceeding 300 KVA, who want to continue to avail supply at 11 KV.	
3% Additional charge on the total amount of Fixed Charges & Energy Charges billed in the month shall be required to paid by the existing 33 KV consumers with contract demand exceeding 10000 KVA, who want to continue to avail supply at 33 KV.	
2% Additional charge on the total amount of Fixed Charges & Energy Charges billed in the month shall be required to paid by the existing 132 KV consumers with contract demand exceeding 50000 KVA, who want to continue to avail supply at 132 KV.	
ASSUMED POWER FACTOR	90%
Billing Demand: The billing demand for the month shall be the actual maximum demand of consumer or 90% of contract demand, whichever is higher.	

Reference: Madhya Pradesh Madhya Kshetra Vidyut Vitran Co. Ltd. Letter No. MD/CZ/Comml.-III/846 dated 20.07.2013
 MP Paschim Kshetra Vidyout Vitran Co Ltd Letter No. MD/WZ/05/15565 dated 18.07.2013
 MP Poorv Kshetra Vidyut Vitran Co. Ltd. Letter No. EZ/Comml/TRAC/CEA/1030 dated 10.07.2013

ELECTRICITY TARIFF IN MAHARASTRA w.e.f. 01.08.2012

Category No.	Category of Service	Fixed / Demand Charge	Energy Charge Paise/kWh
LT - I	LT- Residential		
	Below Poverty line (BPL) consumers		
	0 - 30 kWh/Month	10 Rs./Month/Connection	76
	Consumers other than BPL		
	0 - 100 kWh/Month	40 Rs./Month for single phase connection	336
	101 - 300 kWh/Month	130 Rs./Month for three phase connection	605
	301 - 500 kWh/Month	100 Rs./Month/10 KW or part thereof as additional charge for load	792
	501 - 1000 kWh/Month	above 10KW	878
	Above 1000 kWh/Month (balance units)		950
LT - II	LT- Non-Residential or Commercial		
	(A) 0-20 kW		
	Non-residential, non-industrial premises for commercial consumption etc.		
	0-200 kWh/Month	190 Rs./Month	585
	Above 200 kWh/Month (only balance units)		838
	(B) >20 kW and ≤50 kW	190 Rs./KVA/Month	844
	(C) >50 kW	190 Rs./KVA/Month	1091
LT - III	LT- Public Water Works and Sewage Treatment Plants		
	(A) 0- 20 KW	50 Rs./KVA/Month	235
	(B) > 20kW and ≤ 40 kW	60 Rs./KVA/Month	311
	(C) > 40KW and ≤ 50 kW	90 Rs./KVA/Month	420
LT - IV	LT- Agriculture		
	Unmetered Tariff		
	Category 1 Zones*		
	(a) 0-5 HP	295 Rs./HP/Month	0
	(b) Above 5 HP	325 Rs./HP/Month	
	Category 2 Zones#		
	(a) 0-5 HP	240 Rs./HP/Month	0
(b) Above 5 HP	265 Rs./HP/Month		
	Metered Tariff (including Poultry Farms)	20 Rs./HP/Month	210
LT - V	LT- Industry		
	(A) 0 - 20 KW (upto and including 27 HP)	190 Rs./Month/Connection	506
	(B) Above 20 KW (above 27 HP)	130 Rs./KVA/Month	701
LT - VI	LT- Street Lights		
	(A) Grampanchayat, A, B & C Class Municipal Council	40 Rs./ KW/ month	412
	(B) Municipal Corporation Areas		500
LT - VII	LT- Temporary Supply		
	(A) Temporay Supply Religious (TSR)	250 Rs./Month/Connection	327
	(B) Temporary Supply Others (TSO)	310 Rs./Month/Connection	1507
LT - VIII	LT- Advertisements & Hoardings	500 Rs./Month/Connection	2077
LT - IX	LT- Crematorium & Burial Grounds	250 Rs./Month/Connection	337
LT - X	LT- Public Services		
	(A) 0 - 20 kW		
	0-200 kWh/Month	190 Rs./Month	536
	Above 200 kWh/Month	190 Rs./Month	788
	(B) >20 kW and ≤50 kW	190 Rs./Month	779
	(C) >50 kW	190 Rs./Month	824

HT - I	HT- Industry			
	Continuous Industry (on express feeder)		190 Rs./ KVA/ month	701
	Non-Continuous Industry (not on express feeder)		190 Rs./ KVA/ month	633
	Seasonal Industry		190 Rs./ KVA/ month	779
HT - II	HT- Commercial			
	(A)	Express Feeders	190 Rs./ KVA/ month	1045
	(B)	Non-express Feeders	190 Rs./ KVA/ month	983
HT - III	HT- Railway Traction		Nil	781
HT - IV	HT- Public Water Works and Sewage Treatment Plants			
	Express feeders		190 Rs./ KVA/ month	505
	Non-Express feeders		190 Rs./ KVA/ month	473
HT - V	HT- Agriculture		30 Rs./ KVA/ month	288
HT - VI	HT- Bulk Supply			
	Group Housing Society		160 Rs./ KVA/ month	482
	Commercial Complex		160 Rs./ KVA/ month	821
HT - VII				
HT - VIII	HT- Temporary Supply			
	(A)	Temporay Supply Religious (TSR)	250 Rs./Month/Connection	327
	(B)	Temporary Supply Others (TSO)	250 Rs./Month/Connection	1282
HT - IX	HT - Public Services			
	(A)	Express Feeders	190 Rs./ KVA/ month	821
	(B)	Non-express Feeders	190 Rs./ KVA/ month	765
TOD Tariff (In addition to above base tariff in Paise/KWh) for LT-II(A) (optional), LT-II(B), LT-II(C), LT-III, LT-V, LT-X				
HT-I, HT-II, HT-IV & HT-IX category consumers				
0600 hrs - 0900 hrs				0
0900 hrs - 1200 hrs				80
1200 hrs - 1800 hrs				0
1800 hrs - 2200 hrs				110
2200 hrs - 0600 hrs				-100
Power Factor Incentive for PF is more than 0.95 for the Categories LT-II (B) & (C), LT-III, LT-V (B), LT X (B) & (C), HT-I, HT-II, HT-IV, HT-V, HT-VI and HT IX.				
1% of the monthly bill including Energy Charges, Reliability Charges, FAC, Fixed/Demand Charges but excluding Taxes & Duties for PF at 0.96				
2% of the monthly bill including Energy Charges, Reliability Charges, FAC, Fixed/Demand Charges but excluding Taxes & Duties for PF at 0.97				
3% of the monthly bill including Energy Charges, Reliability Charges, FAC, Fixed/Demand Charges but excluding Taxes & Duties for PF at 0.98				
5% of the monthly bill including Energy Charges, Reliability Charges, FAC, Fixed/Demand Charges but excluding Taxes & Duties for PF at 0.99				
7% of the monthly bill including Energy Charges, Reliability Charges, FAC, Fixed/Demand Charges but excluding Taxes & Duties for unity PF				
Power Factor Penalty for PF is less than 0.9 for the Categories LT-II (B) & (C), LT-III, LT-V (B), LT- X (B) & (C), HT-I, HT-II, HT-IV, HT-V, HT-VI and HT IX.				
2% of the monthly bill including Energy Charges, Reliability Charges, FAC, Fixed/Demand Charges but excluding Taxes & Duties for PF at 0.89				
3% of the monthly bill including Energy Charges, Reliability Charges, FAC, Fixed/Demand Charges but excluding Taxes & Duties for PF at 0.88.				
4% of the monthly bill including Energy Charges, Reliability Charges, FAC, Fixed/Demand Charges but excluding Taxes & Duties for PF at 0.87				
5% of the monthly bill including Energy Charges, Reliability Charges, FAC, Fixed/Demand Charges but excluding Taxes & Duties for PF at 0.86				
6% of the monthly bill including Energy Charges, Reliability Charges, FAC, Fixed/Demand Charges but excluding Taxes & Duties for PF at 0.85				
7% of the monthly bill including Energy Charges, Reliability Charges, FAC, Fixed/Demand Charges but excluding Taxes & Duties for PF at 0.84				
8% of the monthly bill including Energy Charges, Reliability Charges, FAC, Fixed/Demand Charges but excluding Taxes & Duties for PF at 0.83				
9% of the monthly bill including Energy Charges, Reliability Charges, FAC, Fixed/Demand Charges but excluding Taxes & Duties for PF at 0.82				
10% of the monthly bill including Energy Charges, Reliability Charges, FAC, Fixed/Demand Charges but excluding Taxes & Duties for PF at 0.81				
Load Factor Incentive for the categories HT-I & HT-II only				
0.75% on the energy charges for every 1% increase in LF from 75% to 85%				
1% on the energy charges for every 1% increase in LF from 85%				
Total rebate under this head will be subject to a ceiling of 15% of the energy charges.				
1% Prompt payment rebate on monthly bill (excluding Taxes and Duties) for all category consumers.				
2% Delayed payment surcharge on the total electricity bill (including Taxes and Duties) for payment after due date.				
Assumed Power Factor			90%	
Fuel cost adjustment charge shall be applicable for all categories of consumers				
* Category 1 Zones with consumption norm above 1318 hours/HP/year (1. Bhandup (U), 2. Pune and 3. Nashik)				
# Category 2 Zones with consumption norm below 1318 hours/HP/year (Amravati, Aurangabad, Konkan, Kalyan, Kolhapur, Latur, Nagpur(U) and Nagpur)				
Reference : Maharashtra State Electricity Distribution Co. Ltd.'s website				

ELECTRICITY TARIFF IN B.E.S.T. (MUMBAI) w.e.f. 01.09.2013

Category No.	Category of Service	Fixed / Demand Charge(kWh)	Variable Charges		
			Energy Charge (Paise/kWh)	TDLR Charge (Paise/kWh)	TOTAL (Paise/kWh)
LT-I	LT- Residential				
	Below Poverty line (Consumption upto 30 units/month)	3 Rs./month	55	12	67
	Other Residential				
	0 - 100 units/month	40 Rs/month	245	55	300
	101-300 units/month	75 Rs/month\$\$	450	103	553
	301-500 units/month		635	144	779
	Above 500 units/month	100 Rs/month\$\$	800	185	985
	Additional Fixed charge	150 Rs./ 10 KW or part thereof above 10 KW			
	\$\$ Fixed Charge of Rs. 150 per month will be levied on residential consumers availing 3 phase supply.				
LT-II	LT- Non-Residential or Commercial				
	(a) 0-20 kW				
	0 - 500 units/month	250 Rs/month	655	148	803
	Above 500 units/month		905	220	1125
	(b) >20 kW and ≤ 50 kW	200 Rs/KVA/month	845	215	1060
	(c) >50 kW		885	218	1103
LT-III	LT- Industry upto 20 kW Load				
	0 - 500 units/month	325 Rs/month	570	140	710
	Above 500 units/month	425 Rs/month	770	196	966
LT-IV	LT- Industrial above 20 kW Load				
	Above 20 kW and upto 100 kW	200 Rs/KVA/month	725	175	900
	Above 100 kW		740	172	912
LT-V	Advertisements and Hoardings				
	All Units	400 Rs/month	1350	316	1666
LT-VI	LT- Street Lights				
	All Units	200 Rs/KVA/month	675	152	827
LT-VII (A)	Temporary Supply Religious (TSR)				
	All Units	200 Rs/month	350	87	437
LT-VII (B)	Temporary Supply Others (TSO)				
	All Units	400 Rs/month	1050	253	1303
Note:	In case of LT-VII(B) the additional fixed charges of Rs 200/ 10kW load or part thereof above 10kW load shall be payable.				
LT-VIII	LT- Crematorium & Burial Grounds				
	All Units	200 Rs/month	375	83	458
LT-IX (A)	LT - Hospitals & Educational Institutions (0 to 20 KW)				
	All Units	250 Rs/month	730	183	913
LT-IX (B)	LT - Hospitals & Educational Institutions (Above 20 KW)				
	All Units	200 Rs/KVA/month	730	183	913
HT-I	HT- Industry				
	All Units	200 Rs/KVA/Month	690	159	849
HT-II	HT- Commercial				
	All Units	200 Rs/KVA/Month	750	171	921

HT-III	HT- Group Housing Society				
	All Units	200 Rs/KVA/Month	537	91	628
HT-IV	HT- Temporary Supply				
	All Units	250 Rs/month	1000	233	1233
HT-V	HT - Hospitals & Educational Institutions				
	All Units	200 Rs/KVA/Month	660	151	811
TDLR	Transport Division Loss Recovery				
	ToD tariff applicable for the categories LT-II(A) (optional), LT-II(B), LT-II(C), LT-III, LT-IV, LT-IX(B) & LT IX (A) (optional), HT-I, HT-II & HT-V				
	Time Slot	Tariff over & above base tariff			
	0600 hrs to 0900 hrs	0	Paise/kWh		
	0900 hrs to 1200 hrs	50	Paise/kWh		
	1200 hrs to 1800 hrs	0	Paise/kWh		
	1800 hrs to 2200 hrs	100	Paise/kWh		
	2200 hrs to 0600 hrs	-75	Paise/kWh		
	Power Factor Incentive for all HT categories, LT-II (B) & (C), LT-IV categories and LT-IX (B) categories				
	1% of the monthly bill (excluding Taxes and Duties) at PF level of 0.96 in the range of 0.955 to 0.964 PF				
	2% of the monthly bill (excluding Taxes and Duties) at PF level of 0.97 in the range of 0.965 to 0.974 PF				
	3% of the monthly bill (excluding Taxes and Duties) at PF level of 0.98 in the range of 0.975 to 0.984 PF				
	5% of the monthly bill (excluding Taxes and Duties) at PF level of 0.99 in the range of 0.985 to 0.994 PF				
	7% of the monthly bill (excluding Taxes and Duties) at PF level of 1.00 in the range of 0.995 to 1.000 PF				
	Power Factor Penalty for HT-I, HT-II & HT-V categories, LT-II (B) & (C), LT-IV and LT-IX (B) categories				
	2% of the monthly bill (excluding Taxes and Duties) at PF level of 0.89 in the range of 0.885 to 0.894 PF				
	3% of the monthly bill (excluding Taxes and Duties) at PF level of 0.88 in the range of 0.875 to 0.884 PF				
	4% of the monthly bill (excluding Taxes and Duties) at PF level of 0.87 in the range of 0.865 to 0.874 PF				
	5% of the monthly bill (excluding Taxes and Duties) at PF level of 0.86 in the range of 0.855 to 0.864 PF				
	6% of the monthly bill (excluding Taxes and Duties) at PF level of 0.85 in the range of 0.845 to 0.854 PF				
	7% of the monthly bill (excluding Taxes and Duties) at PF level of 0.84 in the range of 0.835 to 0.844 PF				
	8% of the monthly bill (excluding Taxes and Duties) at PF level of 0.83 in the range of 0.825 to 0.834 PF				
	9% of the monthly bill (excluding Taxes and Duties) at PF level of 0.82 in the range of 0.815 to 0.824 PF				
	10% of the monthly bill (excluding Taxes and Duties) at PF level of 0.81 in the range of 0.805 to 0.814 PF				
	Load Factor Incentive for the category HT-I, HT-II & HT-V only				
	0.75% on the energy charges for every 1% increase in LF from 75% to 85%				
	1% on the energy charges for every 1% increase in LF from 85%				
	Total rebate under this head will be subject to a ceiling of 15% of the energy charges.				
	1% Prompt payment rebate on monthly bill (excluding Taxes and Duties) for all category consumers.				
	2% Delayed payment charges on the total electricity bill (including Taxes and Duties) for payment after due date.				
	Assumed Power Factor	90%			
	Fuel cost adjustment charge shall be applicable for all categories of consumers and will be charged over and above the tariffs.				
Reference : BEST Ref No. DCER/C-4/940/2013 dated 13.12.2013					

ELECTRICITY TARIFF IN RELIANCE ENERGY (MUMBAI) w.e.f. 01.09.2013

Category No.	Category of Service	Fixed/ Demand Charge	Energy Charge** (Paise/kWh)	
LT-1	LT- RESIDENTIAL			
	Below poverty line (BPL)			
	For consumption upto 30 units/month		5 Rs/Month	152
	Other Residential			
	0-100 KWh/Month		40 Rs/Month ^{\$\$}	393
	101-300 KWh/Month		75 Rs/Month ^{\$\$}	684
	301-500 KWh/Month			912
Above 500 KWh/Month		100 Rs/Month ^{\$\$}	1197	
Additional Fixed charge @		100 Rs/ 10 KW or part thereof above 10 KW load		
^{\$\$} Fixed Charge of Rs. 100 per month will be levied on residential consumers availing 3 phase supply.				
LT-2	LT- NON-RESIDENTIAL OR COMMERCIAL			
	(a) 0-20 kW		250 Rs/Month	
	(b) >20 kW and ≤ 50 kW		200 Rs/kVA/Month	
	(c) >50 kW			857
LT-3	LT- INDUSTRIAL LOAD UPTO & INCLUDING 20 KW			
	0-20 kW		250 Rs/Month	912
LT-4	LT- INDUSTRIAL LOAD ABOVE 20 KW			
	Above 20 kW		200 Rs/KVA/Month	883
LT-5	LT- ADVERTISEMENTS & HOARDINGS - All Units		400 Rs/Month	1938
LT-6	LT- STREET LIGHTS - All Units		200 Rs/KVA/Month	969
LT-7 (A)	LT- TEMPORARY SUPPLY RELIGIOUS(TSR) - All Units		200 Rs/Connection/Month	684
LT-7 (B)	LT- TEMPORARY SUPPLY OTHERS(TSO) - All Units		200 Rs/Connection/Month	1938
Note: In case of LT-7(B), additional fixed charges of Rs 150/ 10 kW load or part thereof above 10 kW load shall be payable.				
LT-8	LT- CREMATORIUM & BURIAL GROUNDS - All Units		200 Rs/Connection/Month	523
LT-9	LT- AGRICULTURE - All Units		20 Rs/HP/Month	210
LT-10	LT - PUBLIC SERVICES - All Units		250 Rs/Month	890
HIGH TENSION (HT)				
HT-1	HT- INDUSTRY - All Units		200 Rs/KVA/Month	912
HT-2	HT- COMMERCIAL - All Units		200 Rs/KVA/Month	1032
HT-3	HT- GROUP HOUSING SOCIETY - All Units		200 Rs/KVA/Month	684
HT-4	HT- TEMPORARY SUPPLY - All Units		200 Rs/Connection/Month	1453
HT-5	HT - RAILWAYS(100/33/22/11/6.6 kV) - All Units		200 Rs/KVA/Month	969
HT-6	HT - PUBLIC SERVICES - All Units		200 Rs/KVA/Month	969
TIME OF THE DAY TARIFF (TOD) (in addition to the above base tariff)				
Applicable for the category LT-2(a) (optional), LT-2(b), LT-2(c), LT-3 (optional), LT-4, LT-10, HT-1, HT-2 & HT-6 only				
0600 Hrs to 0900 Hrs & 1200 Hrs to 1800 Hrs		0 Paise/kWh		
0900 Hrs to 1200 Hrs		50 Paise/kWh		
1800 Hrs to 2200 Hrs		100 Paise/kWh		
2200 Hrs to 0600 Hrs		-75 Paise/kWh		
## Wheeling Charge (Rs/kWh) and Regulatory Asset Charge (Rs/kWh) are included in the Energy Charge				
Power Factor Incentive for the Category LT-2 (b) & (c), LT-4 & all HT				
1% of the monthly energy bill including Reliability Charge, FAC, Demand Charge etc. but excluding Taxes & Duties for every 1% increase in PF above 0.95				
5% of the monthly energy bill including Reliability Charge, FAC, Demand Charge etc. but excluding Taxes & Duties for PF of 0.99				
7% of the monthly energy bill including Reliability Charge, FAC, Demand Charge etc. but excluding Taxes & Duties for unity PF				
Power Factor Penalty for the Category LT-2,(b) & (c), LT-4 & all HT				
2% of the monthly energy bill including Reliability Charge, FAC, Demand Charge etc. but excluding Taxes & Duties for the first 1% fall in PF below 0.90				
1% of the monthly energy bill including Reliability Charge, FAC, Demand Charge etc. but excluding Taxes & Duties for each 1% fall in PF below 0.89				
Load Factor Incentive for the category HT-1, HT-2 & HT-6 only				
0.75% on the energy bill (excluding Taxes & Duties) for every 1% increase in LF from 75% to 85%				
1% on the energy bill (excluding Taxes & Duties) for every 1% increase in LF from 85%				
Total rebate under this head will be subject to a ceiling of 15% of the energy charges.				
1% Prompt payment rebate on monthly bill (excluding Taxes and Duties) for all categories of consumers.				
Assumed Power Factor		90%		
Fuel cost adjustment charge shall be applicable for all categories of consumers				
Reference : Website of Reliance Infrastructure limited				

ELECTRICITY TARIFF IN TATA POWER CO. (MUMBAI) w.e.f. 01.07.2013

Category No.	Category of Service	Fixed Charge/Demand Charges	Energy Charge (Paise/kWh)
LT-I	LT- Residential		
	Below Poverty Line (BPL) - upto 30 units/month only	3 Rs./Month	197
	Other Residential		213
	0-100 units	40 Rs./Month	372
	101-300 units	75 Rs./Month	625
	301-500 units		778
	Above 500 units (balance units)	100 Rs./Month	
	Additional Fixed Charge	100 Rs./Month/10 KW or part thereof for load above 10 KW.	
	Fixed Charge of Rs. 100 per month will be levied on residential consumers availing 3 phase supply.		
LT-II	LT- Commercial		697
	(a) 0-20 kW	250 Rs./Month	718
	(b) >20 kW and upto 50 kW	200 Rs./KVA/Month	773
	(c) >50 kW	250 Rs./KVA/Month	
LT-III	LT- Industrial upto 20 KW Load	250 Rs./Month	652
	0-20 kW		
LT-IV	LT- Industrial above 20 KW Load		739
	Above 20 kW	200 Rs./KVA/Month	
LT-V	LT- Advertisement & Hoardings		1838
	All units	400 Rs./Month	
LT-VI	LT- Street Lights		642
	All units	200 Rs./KVA/Month	
LT-VII	LT- Temporary Supply		402
	(A) Temporary Supply Religious (TSR)	200 Rs./Connection/Month	1507
	(B) Temporary Supply Others (TSO)	400 Rs./Connection/Month	
LT-VIII	LT- Crematorium & Burial Grounds		402
	All units	200 Rs./Connection/Month	
	LT- Public Services		686
	All units	250 Rs./Month	
HT-I	HT- Industrial		709
	All units	200 Rs./KVA/Month	
HT-II	HT- Commercial		738
	All units	200 Rs./KVA/Month	
HT-III	HT- Group Housing Society		621
	All units	200 Rs./KVA/Month	
HT-IV	HT- Temporary Supply		1194
	All units	200 Rs./Connection/Month	
HT-V	HT- Railways		703
	Railways-33/22 kV (All units)	200 Rs./KVA/Month	685
	Railways-100 KV (All units)		
	HT- Public Services		731
	All units	200 Rs./KVA/Month	
	TIME OF THE DAY TARIFF (TOD) (in addition to the above base tariff)		
	Applicable for the category LT-II(b), LT-II(c), LT-IV & LT-IX and optional for LT-II(a) and LT-III and for HT-I, HT-II & HT-VI.		
	06.00 to 09.00 Hrs.	0 Paise/kWh	
	09.00 to 12.00 Hrs.	75 Paise/kWh	
	12.00 to 18.00 Hrs.	0 Paise/kWh	
	18.00 to 22.00 Hrs.	150 Paise/kWh	
	22.00 to 06.00 Hrs.	-150 Paise/kWh	
	Power Factor Incentive for the Category LT-II (b) & (c), LT-IV & all HT		
	1% of the monthly bill including Energy Charges, Reliability Charges, FAC, Fixed/Demand Charges but excluding Taxes & Duties for every 1% increase in PF above 0.95		
	5% of the monthly bill including Energy Charges, Reliability Charges, FAC, Fixed/Demand Charges but excluding Taxes & Duties for PF of 0.99		
	7% of the monthly bill including Energy Charges, Reliability Charges, FAC, Fixed/Demand Charges but excluding Taxes & Duties for unity PF		
	Power Factor Penalty for the Category LT-II (b) & (c), LT-IV & all HT		
	2% of the monthly bill including Energy Charges, Reliability Charges, FAC, Fixed/Demand Charges but excluding Taxes & Duties for the first 1% fall in PF below 0.90		
	1% of the monthly bill including Energy Charges, Reliability Charges, FAC, Fixed/Demand Charges but excluding Taxes & Duties for each 1% fall in PF below 0.89		
	Load Factor Incentive for HT-I, HT-II & HT-VI categories only		
	0.75% rebate on the energy charges for every 1% increase in LF from 75% to 85%		
	1% rebate on the energy charges for every 1% increase in LF from 85%		
	Total rebate under this head will be subject to a ceiling of 15% of the energy charges.		
	1% Prompt payment rebate on monthly bill (excluding Taxes and Duties) for all categories of consumers.		
	2% Delayed payment surcharge on the total electricity bill (including Taxes and Duties) for payment after due date.		
	Assumed Power Factor 90%		
	Fuel cost adjustment charges included in variable charges itself.		
	Reference : Tata Power Company Ltd. Ref No. CEA/TPC-D(E)/DCS/37/2013 dated 24.07.2013		

ELECTRICITY TARIFF IN MANIPUR w.e.f. 01.09.2012

Category No.	Category of Service	Fixed / Demand Charge	Energy Charge (Paise/kWh)
LT SUPPLY			
CATEGORY - 1	KUTIR JYOTI SCHEME CONNECTION		
	(Single light point connection for total consumption in three months not exceeding 45 kWh)		
	(A) METERED SUPPLY		
	0-15 kWh/Month for all units	20 Rs./Month/Connection	100
	0-Above 15 kWh/Month for all units		150
	(B) UNMETERED SUPPLY	20 Rs./Month/Connection	As per Appendix No. 4(j) of Tariff Order 2012-13
CATEGORY - 2	DOMESTIC LIGHT & POWER UPTO 20 KW OF CONNECTED LOAD		
	(A) METERED SUPPLY		
	0-100 kWh/Month for all units	60 Rs./kW/Month of contracted demand	240
	0-200 kWh/Month for all units		300
	0-Above 200 kWh/Month for all units		360
	(B) UNMETERED SUPPLY	60 Rs./kW/Month of contracted demand	As per Appendix No. 4(j) of Tariff Order 2012-13
CATEGORY - 3	COMMERCIAL PURPOSES UPTO 20 KW OF CONNECTED LOAD		
	(A) METERED SUPPLY		
	0-100 kWh/Month for all units	80 Rs./kW/Month of contracted demand	330
	0-200 kWh/Month for all units		390
	0-Above 200 kWh/Month for all units		440
	(B) UNMETERED SUPPLY	80 Rs./kW/Month of contracted demand	As per Appendix No. 4(j) of Tariff Order 2012-13
CATEGORY - 4	PUBLIC LIGHTING SUPPLY		
	(A) METERED SUPPLY	60 Rs./kW/Month of contracted demand	430
	(B) UNMETERED SUPPLY	60 Rs./kW/Month of contracted demand	As per Appendix No. 4(j) of Tariff Order 2012-13
CATEGORY - 5	PUBLIC WATER WORKS		
	(A) METERED SUPPLY	100 Rs./kW/Month of contracted demand	430
	(B) UNMETERED SUPPLY	60 Rs./kW/Month of contracted demand	As per Appendix No. 4(j) of Tariff Order 2012-13
CATEGORY - 6	AGRICULTURAL & IRRIGATIONAL PURPOSE UPTO 20 KW		
	(A) METERED SUPPLY	60 Rs./kW/Month of contracted demand	250
	(B) UNMETERED SUPPLY	60 Rs./kW/Month of contracted demand	As per Appendix No. 4(j) of Tariff Order 2012-13
CATEGORY - 7	SMALL INDUSTRIAL POWER SUPPLY (Upto 20KW)		
	(A) METERED SUPPLY	60 Rs./kW/Month of contracted demand	250
	(B) UNMETERED SUPPLY	60 Rs./kW/Month of contracted demand	As per Appendix No. 4(j) of Tariff Order 2012-13

CATEGORY - 8	TEMPORARY POWER SUPPLY UPTO 20 KW		
	(A)METERED SUPPLY	80 Rs./kW/Month of contracted demand	430
HT SUPPLY (connected load above 20 kW) 11 kV and above			
CATEGORY - 1	COMMERCIAL		
	(A)METERED SUPPLY - All Units	100 Rs./kVA/Month of contracted demand	400
	(B)UNMETERED SUPPLY	100 Rs./kVA/Month of contracted demand	As per Appendix No. 4(j) of Tariff Order 2012-13
CATEGORY - 2	PUBLIC WATER WORKS		
	(A)METERED SUPPLY - All Units	100 Rs./kVA/Month of billing demand	400
	(B)UNMETERED SUPPLY	100 Rs./kVA/Month of contracted demand	As per Appendix No. 4(j) of Tariff Order 2012-13
CATEGORY - 3	AGRICULTURE & IRRIGATION		
	(A)METERED SUPPLY - All Units	100 Rs./kVA/Month of billing demand	250
	(B)UNMETERED SUPPLY	100 Rs./kVA/Month of contracted demand	As per Appendix No. 4(j) of Tariff Order 2012-13
CATEGORY - 4	MEDIUM INDUSTRY		
	(A)METERED SUPPLY - All Units	100 Rs./kVA/Month of billing demand	330
	(B)UNMETERED SUPPLY	100 Rs./kVA/Month of contracted demand	As per Appendix No. 4(j) of Tariff Order 2012-13
CATEGORY - 5	LARGE INDUSTRY (connected load above .120 kVA/100 kW)		
	(A)METERED SUPPLY - All Units	100 Rs./kVA/Month of billing demand	380
	(B)UNMETERED SUPPLY	100 Rs./kVA/Month of contracted demand	As per Appendix No. 4(j) of Tariff Order 2012-13
CATEGORY - 6	BULK SUPPLY WITHIN THE STATE		
	(A)METERED SUPPLY - All Units	100 Rs./kVA/Month of billing demand	340
	(B)UNMETERED SUPPLY	100 Rs./kVA/Month of contracted demand	As per Appendix No. 4(j) of Tariff Order 2012-13
5 Paise/kWh rebate will be allowed for payment within due date			
2% surcharge at simple interest on outstanding principal amount for late payment for each 30 days successive period or part thereof.			
0.5% surcharge on energy charge and demand charge subject to maximum of 2.5% for every 1% fall in PF below 90%			
3% additional charge as transformation loss from consumers getting supply at HT and metered on LT side			
Assumed Power Factor		90%	
Reference : Manipur Electricity Department Letter No. 1/19/06/IPED/13666 dated 05.11.2012			

ELECTRICITY TARIFF IN MEGHALAYA w.e.f. 01.04.2013

Schedule	Category of Service	Voltage of supply	Demand/Fixed Charge	Energy Charge (P/kWh)	Monthly Minimum Charge	
KJ-M/BPLM	Kutir Jyoti / BPL					
	Metered (for consumption upto 30 units/month only)	LT		200		
KJ-U/BPLU	Un-metered		80 Rs/Month			
DLT	DOMESTIC					
	First 100 units	LT	35 Rs/ KW/ Month	260	35 Rs./Month/KW or part thereof	
	Next 100 units			300		
Above 200 units	375					
EMPL	EMPLOYEES	LT	Nil	340		
CLT	NON DOMESTIC (COMMERCIAL)					
	First 100 units	LT	70 Rs/ KW/ Month	450	70 Rs./Month/KW or part thereof	
Above 100 units	490					
AP	AGRICULTURE	LT	40 Rs/ KW/ Month	165	40 Rs./Month/KW or part thereof	
ILT	INDUSTRIAL					
	All Units	LT	70 Rs/ KW/ Month	420	70 Rs./Month/KW or part thereof	
GP	GENERAL PURPOSE					
	All Units	LT	70 Rs/ KW/ Month	475	70 Rs./Month/KW or part thereof	
WSLT	PUBLIC WATER SUPPLY / SEWAGE TREATMENT PLANT					
	All Units	LT	70 Rs/ KW/ Month	475	70 Rs./Month/KW or part thereof	
CRM	CREMATORIUM					
	All Units	LT	5200 Rs/ Month	300	5200 Rs./Month	
PL	PUBLIC LIGHTING (Metered Supply)					
	All Units	LT	70 Rs/ KW/ Month	475	70 Rs./Month/KW or part thereof	
(i)	PUBLIC LIGHTING (Unmetered Supply)					
	Incandescent Lamp		Rate in Rs/Lamp Point/Month			
	40 Watts		85.00			
	60 Watts		135.00			
	100 Watts		215.00			
	(ii)	Special Fixtures like mercury vapour lamps and fluorescent Lamps				
		For Fluorescent Lamp		Rate in Rs/Lamp Point/Month		
		Upto 40 Watts		135.00		
		For Mercury Vapour Lamps		Rate in Rs/Lamp Point/Month		
		80 Watts		185.00		
		125 Watts		280.00		
	(iii)	Special Fixtures like Sodium vapour lamps				
		For Sodium Vapour Lamps		Rate in Rs/Lamp Point/Month		
		Upto 150 Watts		425.00		
		250 Watts		660.00		
	(iv)	Special Fixtures like CFL Fitting, LED Fitting and Metal Halide				
		For CFL Fitting		Rate in Rs/Lamp Point/Month		
		Upto 45 Watts		135.00		
		Above 45 Watts and Upto 85 Watts		215.00		
		LED Fitting		415.00		
	Matal Halide		500.00			
	HIGH TENSION (HT)					
DHT	Domestic	HT	125 Rs/ KVA/ Month	440	125 Rs./KVA/Month	
CHT	Non Domestic	HT	125 Rs/ KVA/ Month	440	125 Rs./KVA/Month	
IHT	Industrial	IHT	125 Rs/ KVA/ Month	454	125 Rs./KVA/Month	
IEHT	Industrial	IEHT	125 Rs/ KVA/ Month	439	125 Rs./KVA/Month	
WSHT	Public Water Supply/ Sewage Treatment Plant	HT	125 Rs/ KVA/ Month	440	125 Rs./KVA/Month	
BS	General Purpose/ Bulk Supply	HT	125 Rs/ KVA/ Month	455	125 Rs./KVA/Month	
TM	Temporary Supply	LT & HT	Fixed and energy charges shall be double the standard applicable rate for all categories			
(a)	For marriage, puja & other Festivals					
	Per day for the first 6 days or part thereof				80 Rs./ KW of connected load	
	Per day beyond 6 days but not exceeding 30 days or part thereof				73 Rs./ KW of connected load	
(b)	For others				Rate per day shall be double the applicable minimum charge per month per KW of connected load.	
	2.50%	Delayed payment charges for payment made after due date is leviable on the gross amount of the bill.				
2.00	Rs per kVA per month as compensation charges shall be levied if the average monthly power factor falls below 0.90					
	Assumed Power Factor		90%			
Reference : Meghalaya Energy Corporation Ltd. Letter No. MeECLUSE(Comm)/T-23/PT-IV/2013-14/31 dated 03.07.2013						

ELECTRICITY TARIFF IN MIZORAM w.e.f. 01.08.2012

Category No.	Category of Service	Fixed / Demand Charge	Energy Charge (Paise/kWh)
LT SUPPLY			
CATEGORY - 1	KUTIR JYOTI SCHEME CONNECTION		
	(Single light point connection for total consumption in three months not exceeding 45 kWh)		
	(A)METERED SUPPLY		
	1-15 kWh/Month for all units	10 Rs./Month/Connection	100
	16-30 kWh/Month for all units		120
	Above 30 kWh/Month for all units		170
	(B)UNMETERED SUPPLY	10 Rs./Month/Connection	As per JERC Supply Code Regulations - 2010
CATEGORY - 2	DOMESTIC LIGHT & POWER UPTO 50 KW OF CONNECTED LOAD		
	(A)METERED SUPPLY		
	1-50 kWh/Month for all units	25 Rs./kW/Month of contracted demand	170
	51-100 kWh/Month for all units		210
	101-200 kWh/Month for all units		280
	Above 200 kWh/Month for all units		390
	(B)UNMETERED SUPPLY	30 Rs./kW/Month of contracted demand	As per JERC Supply Code Regulations - 2010
CATEGORY - 3	COMMERCIAL PURPOSES UPTO 50 KW OF CONNECTED LOAD		
	(A)METERED SUPPLY		
	1-100 kWh/Month for all units	50 Rs./kW/Month of contracted demand	260
	101-200 kWh/Month for all units		400
	Above 200 kWh/Month for all units		445
	(B)UNMETERED SUPPLY	60 Rs./kW/Month of contracted demand	As per JERC Supply Code Regulations - 2010
CATEGORY - 4	PUBLIC LIGHTING SUPPLY		
	(A)METERED SUPPLY (All Units)	50 Rs./kW/Month of contracted demand	475
	(B)UNMETERED SUPPLY	50 Rs./kW/Month of contracted demand	As per JERC Supply Code Regulations - 2010
CATEGORY - 5	PUBLIC WATER WORKS		
	(A)METERED SUPPLY (All Units)	50 Rs./kW/Month of contracted demand	440
	(B)UNMETERED SUPPLY	50 Rs./kVA/Month of contracted demand	As per JERC Supply Code Regulations - 2010
CATEGORY - 6	IRRIGATION & AGRICULTURE PURPOSE UPTO 50 KW		
	(A)METERED SUPPLY (All Units)	20 Rs./kW/Month of contracted demand	120
	(B)UNMETERED SUPPLY	20 Rs./kW/Month of contracted demand	As per JERC Supply Code Regulations - 2010

CATEGORY - 7	INDUSTRIAL POWER SUPPLY (Upto 50KW)		
	(A)METERED SUPPLY		
	1-400 kWh/Month for all units	50 Rs./kW/Month of contracted demand	300
	Above 400 kWh/Month for all units		350
	(B)UNMETERED SUPPLY	60 Rs./kW/Month of contracted demand	As per JERC Supply Code Regulations - 2010
CATEGORY - 8	TEMPORARY POWER SUPPLY		
	(A)METERED SUPPLY (All Units)	50 Rs./kW/Month of contracted demand	600
	(B)UNMETERED SUPPLY	50 Rs./kW/Month of contracted demand	As per JERC Supply Code Regulations - 2010
HT SUPPLY (60 kVA & above/ exeding 50 kW/ 67 HP)			
CATEGORY - 1	DOMESTIC		
	(A)METERED SUPPLY	30 Rs./kVA/Month of billing demand	330
	(B)UNMETERED SUPPLY	30 Rs./kVA/Month of contracted demand	As per JERC Supply Code Regulations - 2010
CATEGORY - 2	COMMERCIAL		
	(A)METERED SUPPLY	60 Rs./kVA/Month of billing demand	420
	(B)UNMETERED SUPPLY	60 Rs./kVA/Month of contracted demand	As per JERC Supply Code Regulations - 2010
CATEGORY - 3	PUBLIC WATER WORKS		
	(A)METERED SUPPLY	80 Rs./kVA/Month of billing demand	420
	(B)UNMETERED SUPPLY	80 Rs./kVA/Month of contracted demand	As per JERC Supply Code Regulations - 2010
CATEGORY - 4	IRRIGATION & AGRICULTURE		
	(A)METERED SUPPLY	30 Rs./kW/Month of billing demand	120
	(B)UNMETERED SUPPLY	30 Rs./kVA/Month of contracted demand	As per JERC Supply Code Regulations - 2010
CATEGORY - 5	INDUSTRIAL		
	(A)METERED SUPPLY	80 Rs./kVA/Month of billing demand	330
	(B)UNMETERED SUPPLY	80 Rs./kVA/Month of contracted demand	As per JERC Supply Code Regulations - 2010
CATEGORY - 6	BULK SUPPLY WITHIN THE STATE		
	(A)METERED SUPPLY	80 Rs./kVA/Month of billing demand	330
	(B)UNMETERED SUPPLY	80 Rs./kVA/Month of contracted demand	As per JERC Supply Code Regulations - 2010
5 Paise/kWh rebate will be allowed for payment within due date.			
2% surcharge on outstanding amount for late payment for each 30 days successive period or part thereof.			
0.5% surcharge on energy charge and demand charge subject to maximum of 2.5% for every 1% fall in PF below 85%			
3% additional charge as transformation loss from consumers getting supply at HT and metered on LT side			
Assumed Power Factor		85%	
Reference : Power & Electricity Department, Mizoram Letter No. T-18011/11/11-EC(P)/Com/54 dated 29.10.2012			

ELECTRICITY TARIFF IN NAGALAND w.e.f. 01.04.2013

Category	Category of Service	Energy Charge (Paise/kWh)	Minimum Charge
A	DOMESTIC		
	a) 0 to 30 kWh	310	100 Rs./Month/KW of contract Demand or part thereof
	b) 31 to 100 kWh	415	
	c) 101 to 250 kWh	475	
	d) > 250 kWh	550	
B	INDUSTRIAL		
	a) < 500 kWh	390	150 Rs./Month/KVA of contract Demand or part thereof
	b) 501 to 5000 kWh	460	
	c) > 5000 kWh	520	
C	BULK	490	150 Rs./Month/KVA of contract Demand or part thereof
D	COMMERCIAL		
	a) < 60 kWh	520	150 Rs./Month/KW of contract Demand or part thereof
	b) 61 to 240 kWh	620	
	c) > 240 kWh	720	
E	PUBLIC WATER WORKS	500	75 Rs./Month/KVA of contract Demand or part thereof
F	PUBLIC LIGHT	To be recovered from consumers *	
G	INTER-STATE	490	
H	AGRICULTURE	250	50 Rs./Month/HP of contract Demand or part thereof
I	TEMPORARY CONNECTION		
	DLF	750	
	Others	1000	
	KUTIR JYOTI (POINT)	Same as DLF	
	SINGLE POINT METERED RURAL	310	
	SINGLE POINT METERED URBAN	340	
* Charges for public lighting have to be recovered from the consumers of Domestic, Commercial, Industrial and Bulk categories at the rate shown below :			
	Domestic	10 Rs./Connection /Month	
	Commercial	15 Rs./Connection /Month	
	Industrial	20 Rs./Connection /Month	
	Bulk Supply	25 Rs./Connection /Month	
10 Paise/kWh as surcharge for delayed payment shall be levied to all category of consumers.			
Assumed Power Factor		85%	
Reference : Government of Nagaland, Deptt. of Power Letter No. CEL/RMC/R-16/2011-12/1098 dated 23.07.2013			

ELECTRICITY TARIFF IN ORISSA w.e.f. 01.04.2013

Sl. No.	Category of Consumers	Demand Charge (Rs./KW/Month) / (Rs./KVA/Month)	Energy Charge (P/kWh)	Customer Service Charge (Rs/Month)	Monthly Minimum Fixed charge for first KW or part (Rs)	Monthly Fixed charge for any additional KW or part (Rs)	Rebate (P/kWh) / DPS
LT CATEGORY							
1	DOMESTIC				65		
1.a	Kutir Jyoti <= 30 kWh/Month	FIXED MONYHLY CHARGE ---->					
1.b	OTHERS				20	20	10 P/kWh
	0 - 50 kWh/Month		230				
	51 - 200 kWh/Month		400				
	201 - 400 kWh/Month		500				
	Above 400 kWh/Month		540				
2	GENERAL PURPOSE < 110 KVA				30	30	10 P/kWh
	0 - 100 kWh/Month		510				
	101 - 300 kWh/Month		620				
	Above 300 kWh/Month		690				
3	Irrigation Pumping & Agriculture		110		20	10	10 P/kWh
4	Allied Agricultural Activities		120		20	10	10 P/kWh
5	Allied Agro-Industrial Activities		400		80	50	DPS/Rebate
6	PUBLIC LIGHTING		540		20	15	DPS/Rebate
7	L. T. INDUSTRIAL (S) SUPPLY <22 KVA		540		80	35	10 P/kWh
8	L. T. INDUSTRIAL (M) SUPPLY >=22 KVA <110 KVA		540		100	50	DPS/Rebate
9	SPECIFIED PUBLIC PURPOSE		540		50	50	DPS/Rebate
10	PUBLIC WATER WORKS & SWERAGE PUMPING <110KVA		540		50	50	10 P/kWh
11	PUBLIC WATER WORKS & SWERAGE PUMPING >=110KVA	200	540	30			10 P/kWh
12	GENERAL PURPOSE >= 110KVA	200	540	30			DPS/Rebate
13	LARGE INDUSTRY	200	540	30			DPS/Rebate
HT CATEGORY							
14	BULK SUPPLY - DOMESTIC	20	410	250			10 P/kWh
15	IRRIGATION PUMPING & AGRICULTURE	30	100	250			10 P/kWh
16	ALLIED AGRICULTURAL ACTIVITIES	30	110	250			10 P/kWh
17	ALLIED AGRO-INDUSTRIAL ACTIVITIES	50	390	250			DPS/Rebate
18	SPECIFIED PUBLIC PURPOSE	250		250			DPS/Rebate
19	GENERAL PURPOSE >70KVA & <110 KVA	250		250			10 P/kWh
20	H. T. INDUSTRIAL (M) SUPPLY	150		250			DPS/Rebate
21	GENERAL PURPOSE >=110KVA	250		250			DPS/Rebate
22	PUBLIC WATER WORKS & SWERAGE PUMPING	250		250			10 P/kWh
23	LARGE INDUSTRY	250		250			DPS/Rebate
24	POWER INTENSIVE INDUSTRY	250		250			DPS/Rebate
25	MINI STEEL PLANT	250		250			DPS/Rebate
26	RAILWAY TRACTION	250		250			DPS/Rebate
27	EMERGENCY SUPPLY TO CGP	0	700	250			DPS/Rebate
28	COLONY CONSUMPTION	0	450	0			DPS/Rebate

EHT CATEGORY							
29	GENERAL PURPOSE	250	As indicated in the note below	700			DPS/Rebate
30	LARGE INDUSTRY	250		700			DPS/Rebate
31	RAILWAY TRACTION	250		700			DPS/Rebate
32	HEAVY INDUSTRY	250		700			DPS/Rebate
33	POWER INTENSIVE INDUSTRY	250		700			DPS/Rebate
34	MINI STEEL PLANT	250		700			DPS/Rebate
35	EMERGENCY SUPPLY TO CGP	0	695	700			DPS/Rebate
36	COLONY CONSUMPTION	0	440	0			DPS/Rebate
Note:	Energy Charges for HT consumers						
	With Load Factor	<=60%		505			
	With Load Factor	>60%		400			
	Energy Charges for EHT consumers						
	With Load Factor	<=60%		500			
	With Load Factor	>60%		395			
	Power Factor penalty for HT & EHT consumers						
	0.5% on the monthly demand charges and energy charges for every 1% fall in pf from 92% upto and including 70% plus						
	1% on the monthly demand charges and energy charges for every 1% fall in pf below 70% upto and including 30% plus						
	2% on the monthly demand charges and energy charges for every 1% fall in pf below 30%						
	Assumed Power Factor		92%				
Reference: Central Electricity Supply Utility of Orissa Letter No. CESU/MIS/18204(2) dated 04.07.2013							
Western Electricity Supply Company of Odisha Limited's Letter No. WESCO/FIN/MD/250 dated 11.11.2013							

ELECTRICITY TARIFF IN PUDUCHERRY w.e.f. 01.04.2013

Consumer Category	Category of Service	Fixed / Demand Charge	Service Charge	Energy Charge (P/kWh)	Minimum Charge
A	LOW TENSION SUPPLY (Load shall not exceed 4 kW for 1 phase & 130 HP or 97 kW for 3 phase)				
1	Domestic Purposes (A2)				
	0 - 100 units/month	20 Rs/month		100	
	101 - 200 units/month	20 Rs/month		150	
	201 - 300 units/month	30 Rs/month		280	
	Above 300 units/month	30 Rs/month		350	
2	Hut Services (A3) -bonafide hut services with only two numbers of 40 W Florescent Tub	25 Rs/Month			
3	Commercial (A1)				
	0 - 100 units/month	60 Rs/month		350	
	101 - 250 units/month	60 Rs/month		450	
	Above 250 units/month	60 Rs/month		500	
4	Agricultural Services (D) - Connected load 3 HP & above (Agriculture / Cottage Industries etc.)				
4.1	Agriculture (D1)				
	i) Small Farmers (Total holding upto 2.5 acres of wet land or 5 acre of dry land)	8 Rs/HP/month			
	ii) Other Farmers	25 Rs/HP/month	225 Rs./Annum		
Note:	Load below 3 HP charged under Tariff category A1				
4.2	Cottage Industries / Horticulture/ Poultry Farms / Pisciculture (D2)	Tariff rates as applicable in case of Domestic Consumers			
5	Public Lighting	50 Rs/Pole/month		420	
6	Industrial				
6.1	LT Industrial (C1) - LT industrial consumers including lighting in the industrial services except those mentioned in Tariff 'C2' category.				
6.2	Upto 1000 units/month	60 Rs/month		430	
	Above 1000 units/month	60 Rs/month		450	
6.3	LT Industrial (C2) - Water Tanks (entire consumption)	60 Rs/month		460	
B	HIGH TENSION SUPPLY (supply @ 11kV or 22kV, 33kV for CD upto 5000 kVA & 110kV or 132kV for CD beyond 5000 kVA)				
7	High Tension (HT) - I				
	a) Industries with Contracted Maximum Demand upto 2000 KVA				
	(i) Upto 100000 units/Month	200 Rs/KVA/Month		435	
	(ii) Above 100000 units/Month			450	
	b) Industries with Contracted Maximum Demand above 2000 KVA & upto 5000	220 Rs/KVA/Month		470	
	c) Industries with Contracted Demand above 5000 KVA	220 Rs/KVA/Month		470	
8	High Tension (HT) - II (For State & Central Govt. Establishments)	220 Rs/KVA/Month		460	
9	High Tension (HT) - III (For industries at 110 KV or 132 KV)	200 Rs/KVA/Month		450	
C	Temporary Supply				
10	(a) Lights or combined installation of lights and fans, Motive Power, Heating and others			900	200 Rs./connection/Month
	(b) Special Illumination			900	500 Rs./connection/Month
	(c) Construction and testing purpose for load exceeding 130 HP or 97 KW			900	500 Rs./connection/Month
	Time of Day (TOD) tariff (Optional)				
	Time of use	Demand Charges	Energy Charges		
	Normal Period (0600 - 1800 Hrs)	Normal Rate	Normal Rate of energy charges		
	Evening peak load period (1800 - 2200 Hrs)	Normal Rate	120% of normal Rate of energy charges		
	Off-peak load period (2200 - 0600 hrs)	Normal Rate	90% Of normal Rate of energy charges		
	Power Factor Incentive				
	0.5% Rebate on billed energy charges for each 1% increase in power factor above 95%				
	Assumed Power factor 90%				
	Reference : Govt. of Puducherry letter No. 123/ED/SE-I/Tech-I/F.10/2013-14 dated 16.07.2013				

ELECTRICITY TARIFF IN PUNJAB w.e.f. 01.04.2013

Sl. No.	Category of Service	Demand/Fixed Charge	Energy Charge (P/kWh)	Monthly Minimum Charge
A	PERMANENT SUPPLY			
1	DOMESTIC SUPPLY			
	a) Upto 100 kWh/Month		456	51 Rs./KW for loads upto 100 KW 46 Rs./KVA for loads exceeding 100 KW
	b) 101 to 300 kWh/Month		602	
	c) Above 300 kWh/Month		644	
Domestic consumers belonging to SC category & Non-SC BPL category with connected load upto 1000 watts will be given 200 units free				
2	NON-RESIDENTIAL			
	a) Upto 100 kWh/Month		645	185 Rs./KW for loads upto 100 KW
b) Above 100 kWh/Month	658		166 Rs./KVA for loads exceeding 100 KW	
3	PUBLIC LIGHTING		658	As per 8 Hours/ Day
4	AGRICULTURAL PUMPSETS			
	i) Without GoP Subsidy (Metered)		425	or 331 Rs./BHP/Month
ii) With Govt. Subsidy	Nil			
5	AP High - Technology		425	
6	Compost Plants/ Solid Waste Management Plants for Municipalities/ Urban Local Bodies		425	
7	INDUSTRIAL SUPPLY			
	a) Small Power (SP)		574	153 Rs./KW
	b) Medium Supply (MS)		626	203 Rs./KW
	c) Large Supply (LS)			
	i) General Industry		633	182 Rs./KVA
	ii) PIU		633	478 Rs./KVA
	iii) Arc Furnace		633	478 Rs./KVA
8	BULK SUPPLY (including MES)			
	HT		629	299 Rs./KVA
LT		657		
9	RAILWAY TRACTION		658	306 Rs./KVA
B	Seasonal Industry: Cotton ginning, pressing and bailing plant, rice shellers/hullers mills, kinnow grading and waxing centres, rice bran stabilization units (without T.G. sets) (SP, MS, LS)			
	a) During season (1st Sept. to 31st May next year & for rice shellers/ huller mills shall be from 1st October to 30th next year)			
	SP		574	559 Rs./KW
	MS		626	559 Rs./KW
	LS		633	504 Rs./KVA

	b) Off season			
	SP		679 NA	
	MS		719 NA	
	LS		727 NA	
C	Ice Factory & Ice Candies and Cold storage			
	a) April to July			
	SP		574 683 Rs./KW	
	MS		626 683 Rs./KW	
	LS		633 615 Rs./KVA	
	b) August to March next year			
	SP		574 137 Rs./KW	
	MS		626 137 Rs./KW	
	LS		633 122 Rs./KVA	
D	GOLDEN TEMPLE,AMRITSAR AND DURGIANA TEMPLE,AMRITSAR			
	(a) First 2000 kWh/Month		Free NA	
	(b) Beyond 2000 kWh/Month		520 NA	
E	TEMPORARY SUPPLY			
	i) Domestic		1109 939 Rs. OR 187 Rs/KW whichever is higher	
	ii) NRS		1109 1880 Rs. OR 471 Rs/KW whichever is higher	
	iii) Industrial (SP,MS & LS)	Relevant Industrial Tariff as per A (7) above for permanent supply + 100%		753 Rs/KW of sanctioned load for SP & MS 676 Rs./KVA for LS
	iv) Wheat thresher	---do---		----do----
	v) Fairs, Exhibitions & Melas, congregations	Bulk supply tariff as at A (8) +50 %		7524 Rs.per service
	vi) Touring Cinemas			
	a) Lights & fans		1109	1880 Rs. OR
b) Motive load	Existing rate of Industrial permanent supply		471 Rs/KW of whichever is higher	
Assumed Power Factor		90%		
Reference : Punjab State Power Corporation Limited Memo No. 819 dated 19.11.2013				

ELECTRICITY TARIFF IN RAJASTHAN w.e.f. 07.06.2013

Category	Category of Service	Demand/Fixed Charge	Energy Charge	Minimum charge	
DS/LT - 1	DOMESTIC SERVICE				
	(i) BPL Consumers upto 50 units	80 Rs./Month	275 Paise/kWh		
	(ii) Small Domestic				
	Upto 50 kWh/Month	80 Rs./Month	300 Paise/kWh		
	(iii) General Domestic (above 50 kWh/Month)				
	0 - 50 kWh/Month	160 Rs./Month	300 Paise/kWh		
	51 - 150 kWh/Month		465 Paise/kWh		
	151 - 300 kWh/Month	175 Rs./Month	485 Paise/kWh		
	301 - 500 kWh/Month	210 Rs./Month	515 Paise/kWh		
	Above 500 kWh/Month	225 Rs./Month	545 Paise/kWh		
10.00%	Rebate in Energy Charge for Domestic Consumers in Rural Areas shall be allowed. But where more than block hours supply of electricity is provided, 10% rebate in energy charges shall not be available.				
NDS/LT - 2	NON-DOMESTIC SERVICE				
	(i) Sanctioned connected load upto 5 KW				
	0 - 100 kWh/Month	175 Rs./Month	560 Paise/kWh		
	101 - 200 kWh/Month		600 Paise/kWh		
	200 - 500 kWh/Month	210 Rs./Month	625 Paise/kWh		
	500 kWh/Month	250 Rs./Month	660 Paise/kWh		
	(ii) Sanctioned connected load above 5 KW but maximum demand upto 50 KVA				
	0 - 100 kWh/Month	70 Rs./Month/KW of sanctioned connected load	560 Paise/kWh		
	101 - 200 kWh/Month		600 Paise/kWh		
	200 - 500 kWh/Month		625 Paise/kWh		
500 kWh/Month	80 Rs./Month/KW of sanctioned connected load or 140 Rs./Month/KVA of billing demand (if scl is more than 18.65 KW)	660 Paise/kWh			
PSL/LT - 3	PUBLIC STREET LIGHTING				
	(i) In Panchayats/Municipal areas having population below 1-Lakh	65 Rs./Month (Maximum Rs. 650/Connection)			490 Paise/kWh
	(ii) In Municipal areas having population of 1-Lakh and above	80 Rs./Month (Maximum Rs. 1200/Connection)		530 Paise/kWh	
AG/LT - 4	AGRICULTURE				
AG/MS/LT-4	(A) Metered Supply				
	(i) General category (getting supply block hours)	15 Rs./HP /Month (Max. Rs 250/month /consumer)	393 Paise/kWh		
AG/FR/LT-4	(B) Flat Rate Supply				
	(i) General category (getting supply in block hours)	15 Rs./HP/Month (Max. Rs 250/month /consumer)	500 Rs /HP/month		
	(ii) All others not covered under (i) above and getting more than block	30 Rs./HP/Month (Max. Rs 500/month /consumer)	600 Rs /HP/month		
SP/LT - 5	SMALL INDUSTRIAL SERVICE				
	For Connected Laod upto 5 KW				
	Upto 500 units/month	50 Rs./HP/Month of sanctioned connected load	450 Paise/kWh		
	Above 500 units/month		485 Paise/kWh		
	For Connected Load above 5 KW but not exceeding 18.65 KW (25 HP)				
Upto 500 units/month	50 Rs./HP/Month of sanctioned connected load	450 Paise/kWh			
Above 500 units/month		485 Paise/kWh			

MP/LT - 6	MEDIUM INDUSTRIAL SERVICE Connected Load above 25 HP/18.65 KW but not exceeding 150	60 Rs./HP/Month of sanctioned connected load or Rs	525 Paise/kWh	
ML/LT- 7	BULK SUPPLY FOR MIXED LOAD For Connected Load upto 5 KW	60 Rs./HP/Month of sanctioned connected load or	525 Paise/kWh	
	For Connected Load above 5 KW but maximum demand upto 50 KVA	125 Rs./KVA of billing demand per month		
	HIGH TENSION			
DS/HT-1	DOMESTIC SERVICE	140 Rs./KVA/Month of billing demand.	495 Paise/kWh	
10%	Rebate in Energy Charge for Domestic Consumers in Rural Areas shall be allowed. But where more than blok hours supply of electricity is provided, 10% rebate in energy charges shall not be available.			
NDS/HT-2	NON-DOMESTIC SERVICE	140 Rs./KVA/Month of billing demand.	625 Paise/kWh	
MP/HT-3	MEDIUM INDUSTRIAL SERVICE (11 KV)	125 Rs./KVA/Month of billing demand.	525 Paise/kWh	
ML/HT-4	BULK SUPPLY FOR MIXED LOAD	125 Rs./KVA/Month of billing demand.	525 Paise/kWh	
LP/HT - 5	LARGE INDUSTRIAL SERVICE INCLUDING RAILWAY TRACTION			
	For sanctioned load above 150 HP or CD above 125 KVA	140 Rs./KVA/Month of billing demand.	550 Paise/kWh	
REBATE FOR SUPPLY AT HIGHER VOLTAGE (Base Voltage-11 KV) IN CASE OF HT TARIFF				
3.00% Rebate on the billed amount for the month if consumer takes supply at 33 KV				
4.00% Rebate on the billed amount for the month if consumer takes supply at 132 KV				
5.00% Rebate on the billed amount for the month if consumer takes supply at 220 KV				
2.00% Delayed payment surcharge on unpaid dues in case of all categories of consumers except Large Industrial Service (Schedule LP/HT-5) and Temporary supply				
0.1% per day till unpaid amount of the bill is paid in full as Late Payment Surcharge on unpaid dues in case of Large Industrial Service (Schedule LP/HT-5)				
3.00% shall be added to the recorded energy consumption and demand, to cover transformation losses for HT consumers if metering is done on low voltage side				
7.50% rebate on the billed amount for LT consumers if supply is provided at HT and metering is done on high voltage side				
For all HT consumers if demand is more than 105% of contract demand, an extra charge applicable equal to the same percentage of fixed and energy charges(excluding the Electricity Duty and other Charges, if any) by which percentage the excess demand has actually been caused.				
POWER FACTOR INCENTIVE / SURCHARGE				
1% incentive on energy charges shall be provided if average power factor is above 95% for each 1% improvement above 95%				
1% surcharge on energy charges shall be charged if average power factor falls below 90% for every 1% fall in average power factor below 90%				
STANDARD PRESCRIBED VOLTAGES FOR HT CONSUMERS				
Contract Demand		Voltage of Supply		
Upto 1500 KVA		11 KV		
Above 1500 KVA upto 5000 KVA		33 KV		
5000 KVA & above		132 KV or 220 KV		
ASSUMED POWER FACTOR		90%		
Reference : Jodhpur Vidyut Vitran Nigam Ltd. Letter No.: Jd.VVNL/MD/CE(HQ)/SE-RA-Comm/D 1304 dated 02.08.2013				
Ajmer Vidyut Vitran Nigam Limited letter No. AVVNL/CE@/XEN-/F./2013/D 2474 dated 18.07.2013				
Jaipur Vidyut Vitran Nigam Limited's letter No. JPD/SE@/XEN-(C-I)/F.41(124)/D 2153 dated 20.11.2013				

ELECTRICITY TARIFF IN SIKKIM w.e.f. 01.04.2013

Category No	Category of Service	Fixed/Demand Charge	Energy Charge	Minimum Charge
I (DS)	DOMESTIC SUPPLY			
	Upto 50 KWh/Month		110 Paise/KWh	40 Rs/Month for single phase supply
	51 to 100 KWh/Month		225 Paise/KWh	200 Rs/Month for three phase supply
	101 to 200 KWh/Month		345 Paise/KWh	
	201 to 400 KWh/Month		415 Paise/KWh	
	Consumption exceeding 400 KWh/Month		440 Paise/KWh	
II (CS)	COMMERCIAL SUPPLY			
	Upto 50 KWh/Month		315 Paise/KWh	200 Rs/Month for single phase supply
	51 to 200 KWh/Month		490 Paise/KWh	500 Rs/Month for three phase supply
	201 to 400 KWh/Month		515 Paise/KWh	
	Consumption exceeding 400 KWh/Month		540 Paise/KWh	
	Demand Charge: For those establishments whose sanctioned load is more than 25 KVA & does not have independent transformer but run their unit through shared transformers.	60 Rs./KVA/Month Plus energy charges as shown above for Rural Areas 100 Rs./KVA/Month Plus energy charges as shown above for Urban Areas		
III (LTIS)	LT INDUSTRIAL SUPPLY (LOAD NOT EXCEEDING 25 KVA)			
	a) Rural			
	Upto 500 KWh/Month		235 Paise/KWh	60 Rs./KVA/Month
	501 to 1000 KWh/Month		420 Paise/KWh	
	Consumption exceeding 1000 KWh/Month		545 Paise/KWh	
	b) Urban			
	Upto 500 KWh/Month		480 Paise/KWh	100 Rs./KVA/Month
501 to 1000 KWh/Month		550 Paise/KWh		
	Consumption exceeding 1000 KWh/Month		620 Paise/KWh	
	Demand Charge: For those establishments whose sanctioned load is more than 25 KVA & does not have independent transformer but run their unit through shared transformers.	60 Rs./KVA/Month Plus energy charges as shown above for Rural Areas 100 Rs./KVA/Month Plus energy charges as shown above for Urban Areas		
IV (HTS)	HIGH TENSION SUPPLY (above 3.3 KV, three-phase)			
	Upto 100 KVA	150 Rs./KVA/Month	300 Paise/KWh	Demand charges
	Above 100 KVA to 250 KVA	200 Rs./KVA/Month	348 Paise/KWh	
	Above 250 KVA to 500 KVA	230 Rs./KVA/Month	396 Paise/KWh	
	Above 500 KVA	450 Rs./KVA/Month	410 Paise/KWh	
V (BS)	BULK SUPPLY (NON COMMERCIAL SUPPLY)			
	i) LT (430/230 Volts) - all consumptions		540 Paise/KWh	150 Rs./Month/KVA of sanctioned load for LT supply
	ii) HT (11 KV or 66 KV) - all consumptions		560 Paise/KWh	140 Rs./Month/KVA of sanctioned load for HT supply
VI	SUPPLY TO ARMY PENSIONERS			
	i) Upto 100 KWh/Month		Domestic rate is applicable	As per Domestic Supply Category
	ii) 101 and above			
VII	SUPPLY TO BLIND			
	i) Upto 100 KWh/Month		Domestic rate is applicable	As per Domestic Supply Category
	ii) 101 and above			
VIII (SPW)	SUPPLY TO THE PLACES OF WORSHIP			
	i) Having 3 Light points			
	a) Upto 100 KWh/Month			Domestic rate is applicable As per Domestic Supply Category
	b) Above 101 KWh/Month			
	ii) Having 4 to 6 Light points			
	a) Upto 150 KWh/Month			
	b) Above 151 KWh/Month			
	iii) Having 7 to 12 Light points			
	a) Upto 300 KWh/Month			
	b) Above 301 KWh/Month			
	iv) Having 13 and more Light points			
	a) Upto 500 KWh/Month			
	b) Above 501 KWh/Month			

IX	PUBLIC LIGHTING		
	RURAL AREAS		250 Paise/KWh
	URBAN AREAS		460 Paise/KWh
X	TEMPORARY SUPPLY	Twice the Tariff under schedule DS/CSA, TIS/HT for corresponding permanent supply.	
	5% Rebate shall be allowed for timely payment of the bill in case of categories Domestic, Commercial, LTIS and		
	2% on categories HTS and Bulk Supply.		
	10% Annual surcharge shall be applicable on categories Domestic, Commercial, LT Industrial and		
	15% on categories HTS and Bulk supply		
	ASSUMED POWER FACTOR	85%	
	Reference : Sikkim State Electricity Regulatory Commission's Tariff Order dated 30/03/2013.		

ELECTRICITY TARIFF IN TAMIL NADU w.e.f. 21.06.2013

(Subsidized rate payable by the consumer)

Category No.	Category of Service	Demand / Fixed Charge	Energy Charge (Paise/kWh)	Minimum Charge
I HIGH TENSION SUPPLY				
I - A	Industries, Registered Factories, Textiles, Tea estates etc.	300 Rs./KVA/month	550	
I - B	Railway Traction	250 Rs./KVA/month	550	
II - A	Government Educational Institutions, Govt. Hospitals, Water Supply etc. Places of Work	300 Rs./KVA/month	450	
II - B	Private Educational Institutions & Hostels	300 Rs./KVA/month	550	
III	Commercial and other categories, Private Communication providers, Cinema Studios	300 Rs./KVA/month	700	
IV	Lift Irrigation Co-op Societies	Nil	0	
V	Temporary Supply for construction & other purposes	300 Rs./KVA/month	950	
II LOW TENSION SUPPLY				
I - A	Domestic, Handloom, Nutrition Centres etc.			
	Consumption range upto 50 units per month			
	0 to 50 Units	10 Rs/month	100	0
	Consumption range 51 to 100 units per month			
	0 to 100 Units	10 Rs/month	150	0
	Consumption range 101 to 250 units per month			
	0 to 100 Units	15 Rs/month	200	0
	101 to 250 Units	15 Rs/month	300	0
	Consumption range 251 & above units per month			
	0 - 100 units	20 Rs/month	300	0
101 to 250 units	20 Rs/month	400	0	
Above 251 Units	20 Rs/month	575	0	
	Hand Loom Weavers 0 - 100 units bi-monthly	0 Rs/month	0	
	Above 100 units bi-monthly, credit of Rs 100 for two months will be given from the original bill			
I - B	Huts in village panchayats, TAHDCO: Metered	0	0	0
	Till meters are fixed	0	0	0
I - C	LT Bulk supply, Railway Colonies, Defence colonies etc.	50 Rs/month	400	0
II - A	Public Lighting, Water Supply, Sewer	0	550	0
	Village / Town Panchayats	0	550	0
	Municipality / Corporations	0	550	0
II - B (1)	Government & Aided Educational Institutions, Govt. Hospitals etc.	50 Rs/KW/month	500	0
II - B (2)	Private Educational Institutions & Hostels	50 Rs/KW/month	650	0
II - C	Places of Public Worship, Mutts			
	0 - 60 units	50 Rs/KW/month	250	0
	Above 60 units	50 Rs/KW/month	500	0

III - A (1)	Cottage, Tiny Industries (Upto 10 HP)				
	Upto 250 Units	15 Rs/KW/month	350	0	
	Above 250 Units	15 Rs/KW/month	400	0	
III - A (2)	Power Looms (upto 10 HP) incl. Winding etc.				
	Upto 250 Units	0 Rs/KW/month	0	0	
	251 - 500 units	30 Rs/KW/month	200	0	
	501 - 750 units	30 Rs/KW/month	300	0	
	Above 750 Units	30 Rs/KW/month	400	0	
III - B	Industries (above 10 HP)		30 Rs/KW/month	550	0
IV	Agriculture & Govt. Seed Farms & SFS: Metered		0	0	0
	Till Meters are fixed		0	0	0
V	Commercial & others (including construction for residential buildings), cinema theatres, cinema studios, private communication providers				
	0 to 50 Units	60 Rs/KW/month	430	0	
	Above 50 units	60 Rs/KW/month	700	0	
VI	Temporary Supply				
	Temporary activities such as construction of commercial complexes/ residential building complexes of more than 2000 square feet		300 Rs/KW/month	1050	0
	Lavish Illuminations		0	1050	0
Any High Tension Supply involving a sanctioned demand 5000 KVA and above shall be given supply at 33 KV and above.					
In case of existing High Tension Consumers with sanctioned demand above 5000 KVA but availing supply at below 33 KV, extra levy over & above the normal tariff, for the entire energy consumed in Paise/kWh			10		
Power Factor compensation for High Tension Consumers					
Below 0.90 and upto 0.85		1.0% of the current consumption charge for every reduction of 0.01 in pf from 0.90			
Below 0.85 to 0.75		1.5% of the current consumption charge for every reduction of 0.01 in pf from 0.90			
Below 0.75		2.0% of the current consumption charge for every reduction of 0.01 in pf from 0.90			
Power Factor compensation for Low Tension Consumers (for categories III-B & V only)					
Below 0.85 and upto 0.75		1.0% of the current consumption charge for every reduction of 0.01 in pf from 0.85			
Below 0.75		1.5% of the current consumption charge for every reduction of 0.01 in pf from 0.85			
ASSUMED POWER FACTOR			90%		

Reference : Tamil Nadu Generation & Distribution Corp. Ltd. (Accounts Branch) Letter No. CFC/Reg.Cell/TANGEDCO/EE/Reg.Cell/F.CEA/D.No.800/13 dt 23.07.2013

ELECTRICITY TARIFF IN TRIPURA w.e.f. 01.04.2013

Category No.	Category of Service	Fixed Charge (Rs./Month)	Energy Charge (Paise/kWh) (After Govt. subsidy)
A	Kutir Jyoti connection (upto 16 kWh/month)	54 Rs/Month	
B	DOMESTIC		
	Domestic Rural (0 to 30 kWh/Month)	15 Rs/Month	310
	Domestic Urban		
	0 to 50 kWh/Month	23 Rs/Month	385
	51 to 150 kWh/Month	38 Rs/Month	510
	151 to 300 kWh/Month	45 Rs/Month	580
	Above 300 kWh/Month	45 Rs/Month	690
	Above 3 KW (Three phase) - All units	60 Rs/KW/Month	670
C	COMMERCIAL		
	Small Commercial/ Pan Shop (0 to 30 kWh/Month)	23 Rs/Month	490
	0 to 150 kWh/Month	30 Rs/Month	570
	Above 150 kWh/Month	60 Rs/Month	690
	Semi Commercial - All Units	60 Rs/Month	680
	Above 3 KW (Three phase) - All units	60 Rs/KW/Month	685
	Group Consumer (Three phase) - All Units	60 Rs/KW/Month	680
D	MOBILE TOWER		
	All Units	120 Rs/KW/Month	698
E	IRRIGATION		
	Load upto 5 HP - All Units	30 Rs/KW/Month	330
	Load above 5 HP - All Units	60 Rs/KW/Month	420
F	WATER WORKS - All units	38 Rs/KW/Month	485
G	INDUSTRIES		
	Upto 5 HP (E-R/5) - All Units	23 Rs/KW/Month	540
	Upto 5 HP (E-U/5) - All Units	30 Rs/KW/Month	580
	Above 5 - 20 HP - All Units	45 Rs/KW/Month	660
	Above 20 - 100 HP - All Units	60 Rs/KW/Month	680
	Above 100 HP - All Units	75 Rs/KW/Month	690
H	TEA, COFFEE & RUBBER GARDEN - All Units	75 Rs/KW/Month	665
I	BULK SUPPLY - All Units	75 Rs/KW/Month	698
J	PUBLIC LIGHTING		
	a) Public Lighting (Panchayat) - All Units	30 Rs/KW/Month	460
	b) Public Utility (Nagar Panchayat / Municipal Area) - All Units	60 Rs/KW/Month	560

K	SPECIAL PUBLIC UTILITY			
	a) Special Public Utility (Crematorium)- All Units	45 Rs/KW/Month	445	
	b) Special Public Utility (Emergency water pumping, Drainage etc.)-All Units	45 Rs/KW/Month	445	
2% Rebate on the total billing amount will be allowed to the consumer for prompt payment made on or before due date.				
2% Surcharge per month or part thereof shall be levied, if payment is made in after the due date.				
TOD Tariff				
	From	To	Period	Energy Charge
	5.00 A.M	5.00 P.M	Normal	Normal rate
	5.00 P.M	11.00 P.M	Peak	140% of the normal rate
	11.00 P.M	5.00 A.M	Off-peak	60% of the normal rate
ASSUMED POWER FACTOR			85%	
Reference: TERC Tariff Order dated 25/06/2013				

ELECTRICITY TARIFF IN UTTARAKHAND w.e.f. 01.05.2013

Schedule	Category of Service	Demand Charge	Energy Charge	Additional Surcharge #	Rebate #
RTS-1	DOMESTIC			6 Rs/connection/month	
	Unmetered Supply (Rural)				
	1) Hilly Areas*	140 Rs./Month			
	2) Other Areas	310 Rs./Month			
	* Hill areas for this purpose shall be district Pithoragarh, Almora, Bageshwar, Chamoli, Uttarkashi, Tehri, whole tract of Rudraprayag. Apart from above, Chakarata and Mussoorie tehsil of Dehradun district, Nainital tehsil of Nainital district, part of Ram Nagar tehsil after leaving remaining regularised region of Ram Nagar, part of Tanakpur municipality limit after leaving remaining part of Champawat district and part of Kotdwar municipal limit after leaving remaining part of Pauri district are also included.				
	Metered Supply				
	1) Domestic			2 Rs/connection/month	
	1.1) Life line consumers - Below Poverty Line and Kutir Jyoti having load upto 1 KW and consumption upto 30 kWh/Month	7 Rs./Month		150 Paise/kWh	
	1.2) Other Domestic Consumers				
	0-100 units/month	35 Rs./Month for load upto 4 kW	230 Paise/kWh	6 Rs/connection/month	
101-200 units/month	90 Rs./Month for load above 4 kW	270 Paise/kWh	12 Rs/connection/month		
201-400 units/month		335 Paise/kWh			
Above 400 units/month		350 Paise/kWh			
2) Single Point Bulk Supply	35 Rs./KW/Month	315 Paise/kWh	7 Rs/kWh/month		
RTS-1 A	Domestic and Non-Domestic consumers in snowbound areas (All other conditions same as those in RTS-1)			2 Rs/connection/month	
	1) Domestic	7 Rs./Month	150 Paise/kWh		
	2) Non-domestic upto 1 KW		215 Paise/kWh		
	3) Non-domestic more than 1 KW & upto 4 KW		325 Paise/kWh		
	4) Non-domestic more than 4 KW	14 Rs./Month			
RTS-2	NON-DOMESTIC				
	1. Government/Government aided Educational Institutions, Government/ Municipal/Hospitals and Charitable Institutions				
	(a) Upto 25 KW	35 Rs./KW/Month	385 Paise/kWh		
	(b) Above 25 KW	35 Rs./KVA/Month	345 Paise/kVAh		
	2. Other Non-Domestic Users				
	(a) Load upto 4 kW & consumption upto 50 units/month	35 Rs./KW/Month	400 Paise/kWh		
	(a) Upto 25 KW	35 Rs./KW/Month	455 Paise/kWh		
	(b) Above 25 KW	35 Rs./KVA/Month	455 Paise/kVAh		
	3. Single Point Bulk Supply**	35 Rs./KVA/Month	445 Paise/kVAh		
	** For loads above 75 kW for shopping complexes/multiplexe/malls				
RTS-3	PUBLIC LAMPS			20 Rs/kWh/month & 0.04 Rs/kWh	
	Unmetered Supply (Rural Areas)	175 Rs./100 Watt Lamp or part thereof/month as fixed charge PLUS 70 Rs./ Month for every additional 50 Watt or part thereof	NIL		
	Metered Supply	30 Rs./KW/Month	410 Paise/kWh		
RTS-4	PRIVATE TUBE WELLS / PUMPING SETS			6 Rs/BHP/month	
	Unmetered Supply	180 Rs./BHP/Month PLUS 20 Rs./Month for lighting load of not more than two lamps not exceeding 60 W each.	NIL		
	Metered Supply	NIL	110 Paise/kWh		
RTS-5	GOVERNMENT IRRIGATION SYSTEM			12 Rs/kWh/month & 10 Rs/kVA/month & 17 Rs/kVA/month &	
	Govt. Irrigation system upto 75 KW (100BHP)	30 Rs./KW/Month	410 Paise/kWh		
	Govt. Irrigation system above 75 KW (100BHP)	30 Rs./KVA/Month	395 Paise/kVAh		
RTS-6	PUBLIC WATER WORKS				
		30 Rs./KVA/Month	400 Paise/kVAh		

RTS-7	LT & HT INDUSTRY			
	1. LT Industry having contracted load upto 75 KW (100 BHP)			
	1.1 Contracted load upto 25 KW	100 Rs./KW/Month of contracted load		375 Paise/kWh
	1.2 Contracted load more than 25 KW	100 Rs./KVA/Month of contracted load		340 Paise/kVAh
	2. HT Industry having contracted load above 88 KVA / 75 KW (100 BHP)			
	2.1 Contracted load upto 1000 KVA			
	LF upto 33%	210 Rs./KVA/Month of billable demand		305 Paise/kVAh
	LF above 33% and upto 50%			330 Paise/kVAh
	LF above 50%			360 Paise/kVAh
	2.2 Contracted load more than 1000 KVA			
	LF upto 33%	270 Rs./KVA/Month of billable demand		305 Paise/kVAh
	LF above 33% and upto 50%			330 Paise/kVAh
	LF above 50%			360 Paise/kVAh
	Minimum Consumption Guarantee Charge (MCG) leviable in addition to fixed/demand charge if energy charge during a month is less than MCG at the following rates.			
	Contracted load upto 25 KW	60 kWh/kW of contracted load/month or 720 kWh/kW of contracted load/annum		
Contracted load more than 25 KW	60 kVAh/kW of contracted load/month or 720 kVAh/kVA of contracted load/annum			
Contracted load upto 1000 KVA	110 kVAh/kVA of contracted load/month or 1320 kVAh/kVA of contracted load/annum			
Contracted load more than 1000 KVA				
The rates of TOD rebate/surcharge (Paise/kVAh) for energy charges for LT Industry (with load above 25 KW) and HT Industry shall be as follows:-				
Season / Time of day	Morning peak hours	Normal hours	Evening peak hours	Off-peak hours
Winter 01.10 to 31.03	0600-930 hrs	0930-1730 hrs	1730-2200 hrs	2200-0600 hrs
Summer 01.04 to 30.09	--	0700-1800 hrs	1800-2300 hrs	2300-0700 hrs
For LT Industry	510	340	510	306
For HT Industry				
LF < 33%	540	305	540	275
LF > 33% & < 50%	540	330	540	297
LF > 50%	540	360	540	324
RTS-8	MIXED LOAD (Bulk Supply for more than 75 KW)		40 Rs./KW/Month	380 Paise/kWh
RTS-9	RAILWAY TRACTION		190 Rs./KVA/Month	325 Paise/kVAh
RTS-10	TEMPORARY SUPPLY			
	(A) Temporary supply for Illumination & Public Address Needs			
	(1) For Illumination/ public address/ceremonies for load upto 15 KW	1110 Rs/Day as Fixed charge		
	(2) Temporary shops set up during festivals/ melas for load upto 2 KW	70 Rs/Day as Fixed charge		
	(3) Other Temporary shops/ Jhuggi/ Jhopris for load upto 1 KW			
	3.1) Rural	100 Rs./Month/Connection as Fixed charge		
	3.2) Urban	200 Rs./Month/Connection as Fixed charge		
	(B) Other purposes (For load above 15 KW)	Corresponding rate in the appropriate schedule plus 25%		
	Assumed Power Factor			
	85%			
Note: For consumers having contracted load in kW, the contracted load for MCG purposes shall be calculated by considering a power factor of 0.85				
# Additional Surcharge/ Rebate shall be payable as per Hon'ble Appellate Tribunal for Electricity judgment dated 31/01/2011 and 27/02/2013				
Reference : Uttarakhand Power Corporation Limited letter No. UPCL/RM/1-4/1506 dated 02.07.2013				

LT Industry
1 Rs/kW/mo
1 Rs/kVA/mc

HT Industry
4 Rs/kVA/mc
of billable
demand

ELECTRICITY TARIFF IN UTTAR PRADESH w.e.f. 10.06.2013

Schedule	Category of Service	Demand/Fixed Charge	Energy Charge	Monthly Minimum Charge
LMV-1	DOMESTIC LIGHT, FAN & POWER			
	a) Consumers getting supply as per 'Rural Schedule'			
	i) Un-metered Supply	180 Rs./Connection/Month	Nil	
	ii) Metered Supply	50 Rs./KW/Month	220 Paise/KWh	
	b) Supply at Single Point for bulk loads			
	Registered Societies, multi-storied residential complexes etc. with loads 50 kW and above	70 Rs./KW/Month	450 Paise/kWh	
	c) Other Metered Domestic Consumers			
	1. Lifeline consumers: For contracted load of 1 kW and consumption upto 100 kWh/month	50 Rs./KW/Month	220 Paise/kWh	
	For contracted load of 1 kW and consumption above 100 kWh/month upto 150 kWh/month		260 Paise/kWh	
	2. Others: Upto 200 kWh/month	75 Rs./KW/Month	400 Paise/kWh	
201 - 500 kWh/month	450 Paise/kWh			
Above 500 kWh/month	500 Paise/kWh			
LMV-2	NON - DOMESTIC LIGHT, FAN & POWER (for load upto 75 KW)			
	a) Consumers getting supply as per 'Rural Schedule'			
	i) Un-metered Supply	300 Rs./Connection/Month	Nil	
	ii) Metered Supply	65 Rs./KW/Month	250 Paise/KWh	
	b) Private Advertising/ Sign Posts/ Sign Boards/ Glow Signs/ Flex - Metered		1400 Paise/kWh	1200 Rs./KW/Month
c) Other cases: Upto 300 kWh/month	200 Rs./KW/Month	600 Paise/KWh		
Above 300 kWh/month		650 Paise/kWh		
LMV-3	PUBLIC LAMPS			
	Unmetered Supply (To be billed on the basis of total connected load)			
	a) Gram Panchayat	1700 Rs./KW or part thereof per month		
	b) Nagar Palika & Nagar Panchayat	2000 Rs./KW or part thereof per month		
	c) Nagar Nigam	2500 Rs./KW or part thereof per month		
	Maintenance Charge to recover labour charges for maintenance of street lights	10 Rs./Month/Light point		
	Metered Supply			
	a) Gram Panchayat	120 Rs./KW/Month	525 Paise/kWh	
	b) Nagar Palika & Nagar Panchayat	150 Rs./KW/Month	560 Paise/kWh	
	c) Nagar Nigam	160 Rs./KW/Month	575 Paise/kWh	
TOD Rates applicable for the metered supply (% of Energy Charges)				
1800 Hrs - 0600 Hrs	0%			
0600 Hrs - 1800 Hrs	(+) 20%			
LMV-4	LIGHT, FAN & POWER FOR PUBLIC AND PRIVATE INSTITUTIONS			
	a) For Public Institutions	200 Rs./KW/Month	650 Paise/kWh	
b) For Private Institutions	200 Rs./KW/Month	675 Paise/kWh		
LMV-5	SMALL POWER FOR PRIVATE TUBE WELLS/ PUMPING SETS FOR IRRIGATION PURPOSES CONTRACTED LOAD UPTO 25 BHP			
	a) For consumers getting supply as per Rural Schedule			
	i) Un-metered supply (Consumer under this category will be allowed a maximum lighting load of 120 Watts)	100 Rs./BHP/Month	Nil	Nil
ii) Metered Supply (all units)	30 Rs./BHP/Month	100 Paise/kWh	75 Rs./BHP/Month	
b) For consumers getting supply as per Urban Schedule (Metered supply)	55 Rs./BHP/Month	400 Paise/kWh	140 Rs./BHP/Month	
LMV-6	SMALL & MEDIUM POWER FOR CONTRACTED LOAD UPTO 100 HP (75 KW) FOR INDUSTRIAL/ PROCESSING OR AGRO-INDUSTRIAL PURPOSES, POWER LOOM OF LOAD 5 KW AND ABOVE, FLORICULTURE/ MUSHROOM FARMING UPTO 100 BHP (75 KW), PUMPING SETS ABOVE 25 BHP			
	a) For consumers getting supply other than Rural Schedule	225 Rs./KW/Month	600 Paise/kWh	
	TOD Rates applicable (% of Energy Charges)			
	2200 Hrs - 0600 Hrs	(-) 7.5%		
	0600 Hrs - 1700 Hrs	0%		
	1700 Hrs - 2200 Hrs	(+) 15%		
b) Consumers getting supply as per rural schedule	15% Rebate on Fixed and Energy Charges as given for under urban schedule without TOD rates.			

LOAD FACTOR REBATE		REBATE ON ENERGY CHARGES	
	a) For consumption over 288 upto 432 kVAh/KVA/Month		7.50% on the consumption over 288 upto 432 kVAh/KVA/month
	b) For consumption over 432 upto 504 kVAh/KVA/Month	7.5% as in first slab plus	10.00% on the consumption over 432 upto 504 kVAh/KVA/month
	c) For consumption in excess of 504 kVAh/KVA/Month	7.5% in 1st-plus 10% in 11nd slab plus	20.00% on the consumption over 504 kVAh/KVA/month
LMV-7	PUBLIC WATER WORKS		
	a) Consumers getting supply other than 'Rural Schedule'	230 Rs./KW/Month	625 Paise/kWh
	b) Consumers getting supply as per 'Rural Schedule'	15% Rebate on Fixed and Energy Charges as given for under other than rural schedule.	
LMV-8	STATE TUBE WELLS / PANCHAYTI RAJ TUBE WELL & PUMPED CANALS FOR LOAD UPTO 100 BHP		
	a) Metered supply	200 Rs./BHP/Month	600 Paise/kWh
	b) Unmetered supply	1250 Rs./BHP/Month	Nil
LMV-9	TEMPORARY SUPPLY		
	a) Un-metered supply for illumination/ public address/ temporary shops in melas		
	i) Illumination/ Public address/ ceremonies for load upto 20 KW	2500 Rs./Day and 100 Rs./KW/Day for each additional KW	
	ii) Temporary shops set up during festivals/ melas having load upto 2 KW	170 Rs./Day per shop	
	b) For other purposes (Metered)		
	Individual Residential Construction		600 Paise/kWh
	Others		115 Rs./KW/Week
LMV-10	DEPARTMENTAL EMPLOYEES & PENSIONERS		
	a) Metered supply	50% Rebate on the rate of charge applicable to other metered consumers under LMV-1 category	
	b) Unmetered supply		
	Class IV employees/ Operating staff	90 Rs/Month	90 Rs/Month
	Class III employees	90 Rs/Month	120 Rs/Month
	Junior Engineers & equivalent posts	175 Rs/Month	250 Rs/Month
	Assistant Engineers	185 Rs/Month	370 Rs/Month
	Executive Engineers & equivalent posts	185 Rs/Month	400 Rs/Month
	Superintending Engineers/ Deputy General Managers & equivalent posts	425 Rs/Month	490 Rs/Month
	Chief Engineers (I & II)/ General Managers and above	425 Rs/Month	600 Rs/Month
	Additional charge for employees using Air-Conditioners (April to September)	500 Rs/Month/Airconditioner	
HV-1	NON INDUSTRIAL BULK LOADS (contracted load of 75 KW & above)		
	(a) Commercial Loads/ Private Institutions/ Non-Domestic Bulk power consumers		
	For supply at 11 KV	270 Rs./KVA/Month	610 Paise/kVAh
	For supply at 33 KV & above	250 Rs./KVA/Month	600 Paise/kVAh
	(b) Public Institutions with contracted load 75 KW & above		
	For supply at 11 KV	250 Rs./KVA/Month	600 Paise/kVAh
	For supply at 33 KV & above	240 Rs./KVA/Month	580 Paise/kVAh
HV-2	LARGE & HEAVY POWER		
	(a) Urban Schedule		
	Base Rate		
	For supply at 11 KV	250 Rs./KVA/Month	590 Paise/kVAh
	For supply above 11 KV and upto & including 66 KV	240 Rs./KVA/Month	560 Paise/kVAh
	For supply above 66 KV and upto & including 132 KV	220 Rs./KVA/Month	540 Paise/kVAh
	For supply above 132 KV	220 Rs./KVA/Month	520 Paise/kVAh
	(b) Consumers getting supply upto 11 KV as per 'Rural Schedule'	15% Rebate on demand & energy charges as given for 11 KV consumers under urban schedule without ToD rates	
	TIME OF THE DAY (TOD) RATES FOR URBAN SCHEDULE		
	2200 hrs to 0600 hrs		Normal energy charges MINUS 7.5%
	0600 hrs to 1700 hrs		Normal energy charges
	1700 hrs to 2200 hrs		Normal energy charges PLUS 15%
	(c) Consumers already existing under HV-2 category with metering arrangement at low voltage:		
	Existing consumer under HV-2 with metering at 0.4 KV shall be required to pay as per schedule applicable to 11 KV consumers under HV-2 category.		
	LOAD FACTOR REBATE		REBATE ON ENERGY CHARGES
	a) For consumption over 396 upto 432 kVAh/KVA/Month		7.50% on the consumption over 396 upto 432 kVAh/KVA/month
	b) For consumption over 432 upto 504 kVAh/KVA/Month	7.5% as in first slab plus	10.00% on the consumption over 432 upto 504 kVAh/KVA/month
	c) For consumption in excess of 504 kVAh/KVA/Month	7.5% in 1st plus 10% in 11nd slab plus	20.00% on the consumption over 504 kVAh/KVA/month

HV-3	(A) RAILWAY TRACTION		
	a) For supply at and above 132 KV	280	590 Paise/kVAh
	b) For supply below 132 KV	280 Rs./KVA/Month	590 Paise/kVAh
	LOAD FACTOR REBATE		REBATE ON ENERGY CHARGES
	a) For consumption over 396 upto 432 kVAh/KVA/Month		7.50% on the consumption over 396 upto 432 kVAh/kVA/month
	b) For consumption over 432 upto 504 kVAh/KVA/Month	7.5% as in first slab plus	10.00% on the consumption over 432 upto 504 kVAh/kVA/month
	c) For consumption in excess of 504 kVAh/KVA/Month	7.5% in 1st plus 10% in 11nd slab plus	15.00% on the consumption over 504 kVAh/kVA/month
	(B) Delhi Metro Rail Corporation (DMRC)	125 Rs./KVA/Month	500 Paise/kVAh
			550 Rs./KVA/Month
	HV-4	LIFT IRRIGATION WORKS FOR MEDIUM & LARGE PUMPED CANALS HAVING LOAD ABOVE 100 BHP (75 KW)	
a) For supply at 11 KV		250 Rs./KVA/Month	600 Paise/kVAh
b) For supply at 33 KV and 66 KV		240 Rs./KVA/Month	580 Paise/kVAh
c) For supply at 132 KV		230 Rs./KVA/Month	560 Paise/kVAh
Assumed Power Factor		85%	
Reference : U.P. Power Corporation Limited letter No. 129/HC/UPPCLV-1974-1204-C/2013 dated 10.06.2013			

ELECTRICITY TARIFF IN WEST BENGAL w.e.f. 01.04.2013

LOW & MEDIUM VOLTAGE CONSUMERS UNDER QUARTERLY BILLING CYCLE																		
Sl. No.	Type of Consumer	Applicable Tariff Scheme					Optional Tariff Scheme-I					Optional Tariff Scheme-II						
		Consumer Category	Name of the Tariff Scheme	Quarterly consumption in kWh	Energy Charge (Paise/KWh)	Fixed Charge /Demand Charge* (Rs./KVA/Month)	Consumer Category	Name of the Tariff Scheme	Quarterly consumption in kWh	Energy Charge (Paise/KWh)	Fixed Charge /Demand Charge* (Rs./KVA/Month)	Consumer Category	Name of the Tariff Scheme	Quarterly consumption in kWh	Energy Charge (Paise/KWh)	Fixed Charge /Demand Charge* (Rs./KVA/Month)		
1	Life Line (Domestic)	Rate A(CM-LL)	Normal	0 to 75	292	5	Not Applicable					Not Applicable						
2	Domestic (Rural)	Rate A(DM-R)	Normal	First 75 Next 105 Next 120 Next 300 Next 300 Above 900	441 493 584 633 643 810	10	Rate A(Dm-R)PP	Prepaid	All Units	565	10	Not Applicable						
3	Domestic (Urban)	Rate A(DM-U)	Normal	First 75 Next 75 Next 150 Next 150 Next 450 Above 900	446 503 588 640 660 810	10	Rate A(DM-U)PP	Prepaid	All Units	565	10	Not Applicable						
4	Commercial (Rural)	Rate A(CM-R)	Normal	First 180 Next 120 Next 150 Next 450 Above 900	546 664 729 788 812	12	Rate A(CM-R)T	Normal-TOD	0600-1700 hrs 1700-2300 hrs 2300-0600 hrs	All Units All Units All Units	701 841 598	12	Rate A(Cm-R)pp	Prepaid-TOD	0600-1700 hrs 1700-2300 hrs 2300-0600 hrs	All Units All Units All Units	687 824 584	12
5	Commercial (Urban)	Rate A(Cm-U)	Normal	First 180 Next 120 Next 150 Next 450 Above 900	551 668 729 768 812	12	Rate A(Cm-U)T	Normal-TOD	0600-1700 hrs 1700-2300 hrs 2300-0600 hrs	All Units All Units All Units	701 841 598	12	Rate A(Cm-U)pp	Prepaid-TOD	0600-1700 hrs 1700-2300 hrs 2300-0600 hrs	All Units All Units All Units	687 824 584	12
6	Public Utility/ Specified institution Public Bodies In Municipal Area	Rate A(CM-PU) (MUN)	Normal	On all Units	604	24	Rate A(CM-PU) (MUN) PP	Prepaid	On all Units	592	24	Rate A(Cm-PU) (Mun) ppt	Prepaid-TOD	0600-1700 hrs & 2000-2300 hrs 1700-2000 hrs 2300-0600 hrs	On all units On all units On all units	587 646 546	24	
7	Public Utility/ Specified Institution Public Bodies In Non-Municipal Area	Rate A(CM-PU) (NON-MUN)	Normal	On all Units	604	24	Rate A(CM-PU) (NON-MUN)PP	Prepaid	On all Units	592	24	Rate A(Cm-PU) (Non-Mun)ppt	Prepaid-TOD	0600-1700 hrs & 2000-2300 hrs 1700-2000 hrs 2300-0600 hrs	On all units On all units On all units	587 646 546	24	
8	Government School, Government aided School or Government sponsored School	Rate A(CM-I)	Normal	On all Units	412	10	Rate A(CM-I)	Normal-TOD	0600-1700 hrs & 2000-2300 hrs 1700-2000 hrs 2300-0600 hrs	All Units All Units All Units	405 446 393	10	Not Applicable					
9	Cottage Industry/ Artisan/ Weavers/ Small Production oriented establishment in Non- Municipal area & not run by electricity as motive power	Rate A(CM-II)	Normal	First 300 Next 300 Above 600	518 661 695	12	Rate A(CM-II)PPT	Prepaid-TOD	0600-1700 hrs 1700-2300 hrs 2300-0600 hrs	All Units All Units All Units	621 683 578	12	Not Applicable					
10	Poultry, Duckery, Horticulture, Tissue culture, Floriculture, Herbal Medicinal-Bio-Diesel Plant Farming, Food Processing Unit	Rate A(CM-III)	Normal	First 900 Above 900	620 725	12	Rate A(CM-III)PPT	Prepaid-TOD	0600-1700 hrs 1700-2300 hrs 2300-0600 hrs	All Units All Units All Units	608 669 565	12	Not Applicable					

LOW & MEDIUM VOLTAGE CONSUMERS UNDER MONTHLY BILLING CYCLE																
Sl. No.	Type of Consumer	Applicable Tariff Scheme					Optional Tariff Scheme-I					Optional Tariff Scheme-II				
		Consumer Category	Name of the Tariff Scheme	Monthly consumption in kWh	Energy Charge (Paise/KWh)	Fixed Charge /Demand Charge* (Rs./KVA/Month)	Consumer Category	Name of the Tariff Scheme	Monthly consumption in kWh	Energy Charge (Paise/KWh)	Fixed Charge /Demand Charge* (Rs./KVA/Month)	Consumer Category	Name of the Tariff Scheme	Monthly consumption in kWh	Energy Charge (Paise/KWh)	Fixed Charge /Demand Charge* (Rs./KVA/Month)
1	Labour Line (Domestic)	Rate A(DM-L)	Normal	All units	540	10	Not Applicable					Not Applicable				

2	Irrigation pumping for agriculture (Metered)	Rate C (T)	Normal TOD	0600 - 1700 hrs 1700 - 2300 hrs 2300 - 0600 hrs	All Units All Units All Units	354 729 212	20	Rate C (T)PPT	Prepaid TOD	0600 - 1700 hrs 1700 - 2300 hrs 2300 - 0600 hrs	All Units All Units All Units	344 708 279	20	Not Applicable
3	Irrigation pumping for agriculture (Metered supply from mixed HV feeder)	Rate C (A)	Normal	All Units 384			20	Not Applicable						Not Applicable
4	Irrigation pumping for agriculture (Un-Metered)	Rate C (B)	Normal	STW in NB			210 (but not less than Rs 1050/-per month)	Not Applicable						Not Applicable
				STW in Other District			270 (but not less than Rs 1350/-per month)							
				Submersible in NB			250 (but not less than Rs 1250/-per month)							
				Submersible in Other District			340 (but not less than Rs 1700/-per month)							
5	Commercial Plantation	Rate A(CM)-CP	Prepaid TOD	0600 - 1700 hrs 1700 - 2300 hrs 2300 - 0600 hrs	All Units All Units All Units	667 811 631	36	Not Applicable						Not Applicable
6	Short Term Irrigation Supply	Rate C(T)-STIS	Prepaid TOD	0600 - 1700 hrs 1700 - 2300 hrs 2300 - 0600 hrs	All Units All Units All Units	420 798 252	20	Not Applicable						Not Applicable
7	Short Term Supply for Commercial Plantation	Rate A(CM)-STPC	Prepaid TOD	0600 - 1700 hrs 1700 - 2300 hrs 2300 - 0600 hrs	All Units All Units All Units	667 859 629	36	Not Applicable						Not Applicable
8	Short Term Supply	Rate A(ST)	Prepaid TOD	0600 - 1700 hrs 1700 - 2300 hrs 2300 - 0600 hrs	All Units All Units All Units	677 734 637	56	Not Applicable						Not Applicable
9	Public Water Works & Sewerage System	Rate B(I)	Normal	On all Units 597			54	Rate B(I)pp	Prepaid-TOD	0600-1700 hrs & 2000-2300 hrs 1700-2000 hrs 2300-0600 hrs	All Units All Units All Units	585 878 404	54	Not Applicable
10	Industry (Rural)	Rate B(I-R)	Normal	First Next Above	500 1500 2000	562 677 698	25	Rate B(I-R)	Normal-TOD	0600-1700 hrs 1700-2300 hrs 2300-0600 hrs	All Units All Units All Units	611 855 403	25	Not Applicable
11	Industry (Urban)	Rate B(I-U)	Normal	First Next Above	500 1500 2000	574 692 718	25	Rate B(I-U)	Normal-TOD	0600-1700 hrs 1700-2300 hrs 2300-0600 hrs	All Units All Units All Units	621 869 410	25	Not Applicable
12	Street Lighting	Rate D(1)	Normal	On all Units 571			54	Not Applicable						Not Applicable
13	Street Lighting with LED	Rate D(2)	Normal	On all Units 396			54	Not Applicable						Not Applicable
14	Private Educational institutions and Hospitals	Rate D(4)	Normal	On all Units 619			54	Rate D(4)	Normal-TOD	0600-1700 hrs & 2000-2300 hrs 1700-2000 hrs 2300-0600 hrs	All Units All Units All Units	612 673 569	54	Not Applicable
15	Emergency Supply	Rate D(5)	Prepaid-TOD	0600 - 1700 hrs 1700 - 2300 hrs 2300 - 0600 hrs	On all Units On all Units On all Units	587 817 448	54	Not Applicable						Not Applicable
16	Construction Power Supply	Rate D(6)	Prepaid-TOD	0600 - 1700 hrs & 2000 - 2300 hrs 1700 - 2000 hrs 2300 - 0600 hrs	All Units All Units All Units	667 928 484	36	Not Applicable						Not Applicable

17	Bulk Supply at single point to Co-operative Group Housing Society for providing power to its members or person for providing power to its employees in a single premises	Rate D(7)	Normal	All units	605	54	Rate D(7)	Normal-TOD	0600-1700 hrs	On all Units	600	54	Not Applicable	
									1700-2300 hrs	On all Units	660			
									2300-0600 hrs	On all Units	548			
18	Common Services of Industrial Estates	Rate D(8)	Prepaid-TOD	0600 - 1700 hrs & 2000 - 2300 hrs	On all Units	637	54						Not Applicable	
				1700 - 2000 hrs	On all Units	847								
				2300 - 0600 hrs	On all Units	464								
19	Industrial consumers (50 KVA and above but upto 125 KVA)	Rate B-IDI	Normal	All units	648	317	Rate B-IDIT	Normal-TOD	0600-1700 hrs	On all Units	641	317	Not Applicable	
									1700-2300 hrs	On all Units	897			
									2300-0600 hrs	On all Units	423			
20	Commercial consumers (50 KVA and above but upto 125 KVA)	Rate B-IDC	Normal	All Units	653	317	Rate B-IDCT	Normal-TOD	0600-1700 hrs	On all Units	646	317	Not Applicable	
									1700-2300 hrs	On all Units	904			
									2300-0600 hrs	On all Units	426			
21	Other than Commercial and Industrial consumers (50 KVA and above but upto 125 KVA)	Rate C-ID	Normal	All Units	561	317	Rate C-IDT	Normal-TOD	0600-1700 hrs	On all Units	542	317	Not Applicable	
									1700-2300 hrs	On all Units	759			
									2300-0600 hrs	On all Units	358			

* Fixed Charge will be applicable for the Consumer having Contract Demand below 50 KVA and Demand Charge will be applicable for the consumer having Contract Demand of 50 KVA and above.

HIGH & EXTRA HIGH VOLTAGE CONSUMERS

Sl. No.	Type of Consumer	Applicable Tariff Scheme							Optional Tariff Scheme								
		Consumer Category	Name of the Tariff	Consumption per month in KWh		Energy Charge (Paise/KWh)			Demand Charge (Rs/KVA/month)	Consumer Category	Name of the Tariff Scheme	Consumption per month in KWh		Energy Charge (Paise/KWh)			Demand Charge (Rs/ KVA/month)
						Summer	Monsoon	Winter						Summer	Monsoon	Winter	
1	Public Utility (11 KV)	Rate E(A)	Normal	All Units		563	561	559	317	Rate E(AT)	Normal (TOD)	0600-1700 hrs & 2000-2300 hrs	All Units	544	542	540	317
												1700-2000 hrs	All Units	817	814	811	
												2300-0600 hrs	All Units	428	427	426	
2	Public Utility (33 KV)	Rate F(A)	Normal	All Units		559	558	553	317	Rate F(AT)	Normal (TOD)	0600-1700 hrs & 2000-2300 hrs	All Units	537	535	533	317
												1700-2000 hrs	All Units	806	803	800	
												2300-0600 hrs	All Units	422	420	419	
3	Industries (11 KV)	Rate E(B)	Normal	All Units		649	648	647	317	Rate E(BT)	Normal (TOD)	0600-1700 hrs	All Units	642	641	640	317
												1700-2300 hrs	All Units	899	898	897	
												2300-0600 hrs	All Units	424	423	422	
4	Industries (33 KV)	Rate F(B)	Normal	All Units		620	618	616	317	Rate F(BI)	Normal (TOD)	0600-1700 hrs	All Units	612	610	608	317
												1700-2300 hrs	All Units	857	854	851	
												2300-0600 hrs	All Units	404	403	401	
5	Industries (132 KV)	Rate H(B)	Normal	All Units		618	616	614	317	Rate H(BT)	Normal (TOD)	0600-1700 hrs	All Units	603	601	599	317
												1700-2300 hrs	All Units	844	841	838	
												2300-0600 hrs	All Units	398	396	395	
6	Industries (220 KV)	Rate I(BT)	Normal (TOD)	0600-1700 hrs	All Units	536	534	532	317								Not Applicable
				1700-2300 hrs	All Units	750	747	744									
				2300-0600 hrs	All Units	354	353	352									
7	Industries (400 KV)	Rate J(BT)	Normal (TOD)	0600-1700 hrs	All Units	516	514	512	317								Not Applicable
				1700-2300 hrs	All Units	722	719	716									
				2300-0600 hrs	All Units	341	340	339									
8	Community Irrigation/ Irrigation	Rate S(GT)	Normal-TOD	0600-1700 hrs	All Units	562	560	561	29								Not Applicable
				1700-2300 hrs	All Units	888	885	887									
				2300-0600 hrs	All Units	281	279	280									
9	Commercial Plantation	Rate S(CPT)	Normal-TOD	0600-1700 hrs	All Units	607	605	603	317								Not Applicable
				1700-2300 hrs	All Units	850	847	844									
				2300-0600 hrs	All Units	401	400	399									
10	Short Term Irrigation Supply	Rate S(GT-ST)	Normal-TOD	0600-1700 hrs	All Units	602	598	600	29								Not Applicable
				1700-2300 hrs	All Units	951	945	948									
				2300-0600 hrs	All Units	301	299	300									
11	Short Term Supply for Commercial Plantation	Rate S(CPT-ST)	Normal-TOD	0600-1700 hrs	All Units	617	615	613	317								Not Applicable
				1700-2300 hrs	All Units	864	861	858									
				2300-0600 hrs	All Units	407	406	405									
12	Commercial (11 KV)	Rate E(C)	Normal	All Units		674	672	670	317	Rate E(CT)	Normal (TOD)	0600-1700 hrs	All Units	659	657	655	317
												1700-2300 hrs	All Units	889	886	883	
												2300-0600 hrs	All Units	376	374	372	
13	Commercial (33 KV)	Rate F(C)	Normal	All Units		663	651	649	317	Rate F(CT)	Normal (TOD)	0600-1700 hrs	All Units	637	636	635	317
												1700-2300 hrs	All Units	956	955	953	
												2300-0600 hrs	All Units	363	362	361	
14	Commercial (132 KV)	Rate H(C)	Normal	All Units		636	634	632	317	Rate H(CT)	Normal (TOD)	0600-1700 hrs	All Units	621	619	617	317
												1700-2300 hrs	All Units	932	930	928	
												2300-0600 hrs	All Units	354	352	350	

15	Domestic	Rate S(D)	Normal	All Units	642	640	638	29	Rate S(DT)	Normal (TOD)	0600-1700 hrs	All Units	617	615	613	29	
											1700-2300 hrs	All Units	679	677	675		
											2300-0600 hrs	All Units	561	559	558		
16	Public Water Works & Sewerage (11 KV)	Rate E(PW)	Normal	All Units	562	560	558	317	Rate E(PWT)	Normal (TOD)	0600-1700 hrs & 2000-2300 hrs	All Units	542	540	538	317	
											1700-2000 hrs	All Units	813	810	807		
											2300-0600 hrs	All Units	426	425	424		
17	Public Water Works & Sewerage (33 KV)	Rate F(PW)	Normal	All Units	559	557	555	317	Rate F(PWT)	Normal (TOD)	0600-1700 hrs & 2000-2300 hrs	All Units	539	537	535	317	
											1700-2000 hrs	All Units	809	806	803		
											2300-0600 hrs	All Units	424	422	420		
18	Sports Complex & Auditorium run by Govt./ local bodies for cultural affairs	Rate S(C)	Normal	All Units	645	644	642	29	Not Applicable								
19	Cold storage or Dairies with Chilling Plant	Rate S(F)	Normal	All Units	531	530	529	317	Rate S(f)	Normal (TOD)	0600-1700 hrs	All Units	523	522	521	317	
											1700-2300 hrs	All Units	732	731	729		
											2300-0600 hrs	All Units	345	344	343		
20	Emergency Supply	Rate S(ES)	Normal-TOD	0600-1700 hrs	All Units	647	645	643	317	Not Applicable							
				1700-2300 hrs	All Units	806	803	800									
				2300-0600 hrs	All Units	427	425	423									
21	Construction Power Supply	Rate S(CON)	Normal-TOD	0600-1700 hrs & 2000-2300 hrs	All Units	667	665	663	317	Not Applicable							
				1700-2000 hrs	All Units	934	931	928									
				2300-0600 hrs	All Units	554	552	550									
22	Bulk Supply at single point to Co-operative Group Housing Society for providing power to its members or person for providing power to its employees in a single	Rate S(CO)	Normal	All Units	627	625	623	29	Rate S(cot)	Normal- TOD	0600-1700 hrs	All Units	597	595	593	29	
											1700-2300 hrs	All Units	657	655	653		
											2300-0600 hrs	All Units	543	541	539		
23	Common Services of Industrial Estate	Rate E(CT-CS)	Normal-TOD	0600-1700 hrs & 2000-2300 hrs	All Units	642	640	638	317	Not Applicable							
				1700-2000 hrs	All Units	899	896	893									
				2300-0600 hrs	All Units	533	532	531									
24	Traction (25 KV)	Rate T(A)	Normal	All Units	630	628	625	317	Not Applicable								
25	Traction (132 KV)	Rate T(B)	Normal	All Units	608	606	603	317	Not Applicable								
26	Short-term Supply	Rate S(ST)	Normal-TOD	0600-1700 hrs	All Units	637	635	633	317	Not Applicable							
				1700-2300 hrs	All Units	701	699	697									
				2300-0600 hrs	All Units	580	578	576									
27	Private Educational Institutions	Rate E(C-E)	Normal	All Units	659	657	655	317	Rate E(ct-ct)	Normal (TOD)	0600-1700 hrs	All Units	647	645	643	317	
											1700-2300 hrs	All Units	712	710	708		
											2300-0600 hrs	All Units	589	588	587		

Category of Consumers		Minimum Charge	
(i) LV & MV Domestic (Rural)		28 Rs/Month	
(ii) LV & MV Domestic (Urban)		28 Rs/Month	
(iii) Domestic HV		400 Rs/Month/KW of sanctioned load	

3% Rebate on energy charge for Cold Storage & dairy with chilling plant for prompt payment

1% Rebate on energy charge for high voltage industrial supplies at 33/66 KV

4% Rebate on energy charge for high voltage industrial supplies at 132 KV

15 Paise/unit additional rebate on energy charge for EHV industrial consumer with contract demand of 25 MVA or above & with LF 75% or more and maximum recorded demand not less than 80% of contract demand for prompt payment.

* 15 Paise/unit additional rebate on energy charge for street lighting and public water works for prompt payment.

Load Factor Rebate (Paise/Kwh) for EHV and HV Industrial consumers and L&MV Industrial consumers under rate (B-ID)

Range of Load Factor	Amount of Rebate			
	Below 33 kV	33 kV	Above 33	
Above 55%	Upto 60%	1 Paise/KWh	2	3 Paise/KWh
Above 60%	Upto 65%	7 Paise/KWh	8	9 Paise/KWh
Above 65%	Upto 70%	14 Paise/KWh	29	39 Paise/KWh
Above 70%	Upto 75%	20 Paise/KWh	35	45 Paise/KWh
Above 75%	Upto 80%	25 Paise/KWh	40	50 Paise/KWh
Above 80%	Upto 85%	30 Paise/KWh	45	55 Paise/KWh
Above 85%	Upto 90%	35 Paise/KWh	50	60 Paise/KWh
Above 90%	Upto 92%	40 Paise/KWh	55	65 Paise/KWh
Above 92%	Upto 95%	45 Paise/KWh	60	70 Paise/KWh
Above 95%		50 Paise/KWh	65	75 Paise/KWh

Delayed Payment Surcharge shall be applicable as per regulation 4.14 of the Tariff Regulations.

Assumed Power factor 90%

Reference : WBERC letter Nos. WBERC/TP-53/11-12/WBSEDCL/1567 and 1593 dated 26.12.2013 and 31.12.2013

ELECTRICITY TARIFF IN CESC LTD. (WEST BENGAL) w.e.f. 01.04.2013

LOW AND MEDIUM VOLTAGE CONSUMERS																	
Sl. No.	Type of Consumer	Applicable Tariff Scheme					Optional Tariff Scheme-I					Optional Tariff Scheme-II					
		Consumer Category	Name of the Tariff Scheme	Monthly consumption in kWh	Energy Charge (Paise/KWh)	Fixed/Demand Charge* in Rs./KVA/Month	Consumer Category	Name of the Tariff Scheme	Monthly consumption in kWh	Energy Charge (Paise/KWh)	Fixed/Demand Charge* in Rs./KVA/Month	Consumer Category	Name of the Tariff Scheme	Monthly consumption in kWh	Energy Charge (P/KWh)	Fixed/Demand Charge* in Rs./KVA/Month	
1	Life Line Consumer (Domestic)	Rate G (LL)	Normal	0 to 25	302	5.00	Not Applicable					Not Applicable					
2	Domestic (Urban)	Rate G	Normal	First Next Next Next Next Above	25 35 40 50 150 300	412 456 553 628 641 795	10	Rate G(p)	Prepaid	All Units	632	10	Not Applicable				
3	Commercial (Urban)	Rate M(i)	Normal	First Next Next Next Above	60 40 50 150 300	540 607 668 723 799	12	Rate M(i) (TOD)	Normal-TOD	06.00 hrs to 17.00hrs 17.00 hrs to 23.00hrs 23.00 hrs to 06.00hrs	662 728 616	12	Rate M(i) (pTOD)	Prepaid-TOD	06.00 hrs to 17.00hrs 17.00 hrs to 23.00hrs 23.00 hrs to 06.00hrs	637 701 592	12
4	Short-term Supply	Rate STLT	Prepaid TOD	06.00 hrs to 17.00hrs 17.00 hrs to 23.00hrs 23.00 hrs to 06.00hrs	641 704 597	24	Not Applicable					Not Applicable					
5	Specified Institution Municipal or Non-Municipal	Rate P	Normal	On all Units	546	24	Rate P (p)	Prepaid	On all Units	529	24	Rate P (pTOD)	Prepaid-TOD	06.00 hrs to 17.00 hrs & 20.00 hrs to 23.00 hrs 17.00 hrs to 20.00 hrs 23.00 hrs to 06.00 hrs	All Units All Units All Units	527 580 490	24
6	Government School, Government aided School or Government Sponsored School	P1	Normal	On all Units	412	10	P1 (TOD)	Normal (TOD)	06.00 hrs to 17.00 hrs & 20.00 hrs to 23.00 hrs 17.00 hrs to 20.00 hrs 23.00 hrs to 06.00 hrs	All Units All Units All Units	405 446 393	10	Not Applicable				
7	Public Bodies Municipal or Non-Municipal	Rate C1	Normal	On all Units	605	36	Rate C1 (p)	Prepaid	On all Units	570	36	Rate C1 (pTOD)	Prepaid-TOD	06.00 hrs to 17.00 hrs & 20.00 hrs to 23.00 hrs 17.00 hrs to 20.00 hrs 23.00 hrs to 06.00 hrs	All Units All Units All Units	566 623 527	36
8	Cottage Industry/ Artisan/ Weavers/ Small Production oriented establishment not run by electricity as motive power	Rate M(ii)	Normal	First Next Above	100 100 200	465 579 719	12	Rate M(ii) (pTOD)	Prepaid-TOD	06.00 hrs to 17.00 hrs 17.00 hrs to 23.00 hrs 23.00 hrs to 06.00 hrs	All Units All Units All Units	521 573 485	12	Not Applicable			
9	Poultry, Duckery, Horticulture, Tissue culture, Floriculture, Herbal-Medicinal-Bio-Diesel Plant Farming, Food Processing Unit	Rate M(iii)	Normal	First Next Next Above	300 300 400 1000	589 650 680 725	12	Rate M(iii) (pTOD)	Prepaid-TOD	06.00 hrs to 17.00 hrs 17.00 hrs to 23.00 hrs 23.00 hrs to 06.00 hrs	All Units All Units All Units	574 631 534	12	Not Applicable			
10	Public Water Works & Sewerage System	Rate J	Normal	On all Units	570	36	Rate J (TOD)	Prepaid-TOD	06.00 hrs to 17.00 hrs & 20.00 hrs to 23.00 hrs 17.00 hrs to 20.00 hrs 23.00 hrs to 06.00 hrs	All Units All Units All Units	550 825 380	36	Not Applicable				

11	Industries (Urban)	Rate K	Normal	First	500	560	25	Rate K (TOD)	Normal-TOD	06.00 hrs to 17.00 hrs	All Units	662	25	Not Applicable
				Next	1500	625				17.00 hrs to 23.00 hrs	All Units	993		
				Next	1500	665				23.00 hrs to 06.00 hrs	All Units	457		
				Above	3500	680								
12	Street Lighting	Rate C	Normal	On all Units	570	36	Not Applicable						Not Applicable	
13	Street Lighting with LED	Rate C2	Normal	On all Units	465	36	Not Applicable						Not Applicable	
14	Private Educational Institutions & Hospitals	Rate L	Normal	On all Units	615	36	Rate L (TOD)	Normal-TOD	06.00 hrs to 17.00 hrs & 20.00 hrs to 23.00 hrs	All Units	600	36	Not Applicable	
									17.00 hrs to 20.00 hrs	All Units	660			
									23.00 hrs to 06.00 hrs	All Units	558			
15	Emergency Supply	Rate E2	Prepaid-TOD	06.00 hrs to 17.00 hrs	All Units	691	48	Not Applicable					Not Applicable	
				17.00 hrs to 23.00 hrs	All Units	1037								
				23.00 hrs to 06.00 hrs	All Units	477								
16	Construction Power Supply	Rate LTCON	Prepaid-TOD	06.00 hrs to 17.00 hrs to 23.00	All Units	656	36	Not Applicable					Not Applicable	
				17.00 hrs to 20.00	All Units	984								
				23.00 hrs to 06.00	All Units	453								
17	Bulk Supply at single point to Co-operative Group Housing Society for providing power to its members or person for providing power to its employees in a single premises	Rate LTCOP	Normal	On all Units	590	36	Rate LTCOP (TOD)	Normal-TOD	06.00 hrs to 17.00hrs	572	36	Not Applicable		
									17.00 hrs to 23.00hrs	629				
									23.00 hrs to 06.00hrs	532				
18	Common Services of Industrial Estates	Rate S (TOD)	Prepaid-TOD	06.00 hrs to 17.00 hrs & 20.00 hrs to 23.00	All Units	632	36	Not Applicable					Not Applicable	
				17.00 hrs to 20.00	All Units	948								
				23.00 hrs to 06.00	All Units	436								

* Fixed Charge will be applicable for the consumers having Contract Demand below 50 KVA and Demand Charge will be applicable for the consumers having Contract Demand of 50 KVA and above.

HIGH AND EXTRA HIGH VOLTAGE CONSUMERS

Sl. No.	Type of Consumer	Applicable Tariff Scheme							Optional Tariff Scheme							
		Consumer Category	Name of the Tariff Scheme	Monthly consumption in kWh	Energy Charge (Paise/KWh)			Demand Charge (Rs/KVA/month)	Consumer Category	Name of the Tariff Scheme	Consumption per Month in kWh			Demand Charge (Rs/KVA/month)		
					Summer	Monsoon	Winter				Summer	Monsoon	Winter			
1	Public Utility	Rate I	Normal	All Units	583	580	577	317	Rate I (TOD)	Normal (TOD)	06.00 hrs to 17.00 hrs & 20.00 hrs to 23.00 hrs	All Units	563	553	543	317
											17.00 hrs to 20.00 hrs	All Units	845	830	815	
											23.00 hrs to 06.00 hrs	All Units	388	382	375	
2	Industries (below 33 KV)	Rate A	Normal	All Units	570	567	565	317	Rate A (TOD)	Normal (TOD)	06.00 hrs to 17.00 hrs	All Units	560	555	550	317
											17.00 hrs to 23.00 hrs	All Units	840	833	825	
											23.00 hrs to 06.00 hrs	All Units	386	383	380	
3	Industries (33 KV)	Rate A1	Normal	All Units	547	544	541	317	Rate A1 (TOD)	Normal (TOD)	06.00 hrs to 17.00 hrs	All Units	540	535	530	317
											17.00 hrs to 23.00 hrs	All Units	810	803	795	
											23.00 hrs to 06.00 hrs	All Units	373	369	366	
4	Commercial (below 33 KV)	Rate B	Normal	All Units	608	605	602	317	Rate B (TOD)	Normal (TOD)	06.00 hrs to 17.00 hrs	All Units	596	593	590	317
											17.00 hrs to 23.00 hrs	All Units	894	890	885	
											23.00 hrs to 06.00 hrs	All Units	411	409	407	
5	Commercial (33 KV)	Rate B1	Normal	All Units	575	572	569	317	Not Applicable							

6	Domestic	Rate R	Normal	All Units	626	623	620	22	Not Applicable							
7	Public Water Works & Sewerage, Pumping Station under local Authority	Rate U	Normal	All Units	530	525	520	317	Rate U (TOD)	Normal (TOD)	06.00 hrs to 17.00 hrs & 20.00 hrs to 23.00 hrs 17.00 hrs to 20.00 hrs 23.00 hrs to 06.00 hrs	All Units	520	510	500	317
												All Units	780	765	750	
												All Units	359	352	345	
8	Sports Complex & Auditorium run by Govt./ local bodies for cultural affairs	Rate O	Normal	All Units	645	635	625	29	Not Applicable							
9	Chilling Plant	Rate CP	Normal	All Units	564	559	554	317	Rate CP (TOD)	Normal (TOD)	06.00 hrs to 17.00 hrs 17.00 hrs to 23.00 hrs 23.00 hrs to 06.00 hrs	All Units	551	546	541	317
												All Units	827	819	812	
												All Units	380	377	373	
10	Emergency Supply	Rate E1	Normal-TOD	06.00 hrs to 17.00 hrs 17.00 hrs to 23.00 hrs 23.00 hrs to 06.00 hrs	All Units All Units All Units	653 980 451	643 965 444	633 950 437	317	Not Applicable						
11	Construction Power Supply	Rate HTCon	Normal-TOD	6.00 hrs to 17.00 hrs 20.00 hrs to 23.00 hrs 17.00 hrs to 20.00 hrs 23.00 hrs to 06.00 hrs	All Units All Units All Units All Units	581 872 401	576 864 397	571 857 394	317	Not Applicable						
12	Co-operative Group Housing Society for providing power to its members or person for providing power to its employees in a single Common services in industrial Estate	Rate HTCOP	Normal	All Units	595	590	585	29	Rate HTCOP (TOD)	Normal-TOD	06.00 hrs to 17.00 hrs 17.00 hrs to 23.00 hrs 23.00 hrs to 06.00 hrs	All Units	570	565	560	29
												All Units	627	622	616	
												All Units	530	525	521	
13		Rate E	Normal-TOD	6.00 hrs to 17.00 hrs 20.00 hrs to 23.00 hrs 17.00 hrs to 20.00 hrs 23.00 hrs to 06.00 hrs	All Units All Units All Units All Units	586 879 404	581 872 401	576 864 397	317	Not Applicable						
14	Traction/ Metro Rail/ Calcutta Tramways	Rate T	Normal	All Units	605	600	595	88	Not Applicable							
15	Short-term Supply	Rate ST	Normal-TOD	06.00 hrs to 17.00 hrs 17.00 hrs to 23.00 hrs 23.00 hrs to 06.00 hrs	All Units All Units All Units	554 609 515	549 604 511	544 598 506	317	Not Applicable						
16	Private Educational Institutions	Rate E(ei)	Normal	All Units	576	566	556	317	Rate E(ei)	Normal (TOD)	06.00 hrs to 17.00 hrs 17.00 hrs to 23.00 hrs 23.00 hrs to 06.00 hrs	All Units	566	556	546	317
												All Units	623	612	601	
												All Units	526	517	508	
1% Rebate on the amount of the bill excluding meter rent, taxes, duties, levies and arrears for if the payment is made within the due date for all consumers, excluding consumers having pre-paid meters.																
1% Rebate on the amount of the bill excluding meter rent, taxes, duties, levies and arrears to the consumers who would pay their bills through e-payment facility if the payment is made within the due date.																
10 paise/kWh on energy charge of each unit will be given if the entire illumination is done with LED in case of short term supply to Pandals for community religious ceremonies.																
Load Factor Rebate (Paise/ Kwh) for HT Industrial, HT Commercial & HT Domestic Consumers																
Range of Load Factor		Amount of Rebate														
		Below 33 kV	33 kV	Above 33												
Above 50%	Upto 55%	1 Paise/KWh	2 Paise/KWh	3 Paise/KWh												
Above 55%	Upto 60%	4 Paise/KWh	5 Paise/KWh	6 Paise/KWh												
Above 60%	Upto 65%	8 Paise/KWh	10 Paise/KWh	12 Paise/KWh												
Above 65%	Upto 70%	10 Paise/KWh	14 Paise/KWh	18 Paise/KWh												
Above 70%	Upto 75%	20 Paise/KWh	22 Paise/KWh	24 Paise/KWh												
Above 75%	Upto 80%	25 Paise/KWh	30 Paise/KWh	35 Paise/KWh												
Above 80%	Upto 85%	30 Paise/KWh	35 Paise/KWh	45 Paise/KWh												
Above 85%	Upto 90%	35 Paise/KWh	45 Paise/KWh	55 Paise/KWh												
Above 90%	Upto 92%	37 Paise/KWh	50 Paise/KWh	60 Paise/KWh												
Above 92%	Upto 95%	40 Paise/KWh	55 Paise/KWh	65 Paise/KWh												
Above 95%		45 Paise/KWh	60 Paise/KWh	70 Paise/KWh												
Delayed Payment Surcharge shall be applicable as per regulation 4.14 of the Tariff Regulations.																
Assumed Power factor 90%																
Reference : WBERC Letter Nos. WBERC/TP-48/11-12/CESC/1558 and 1584 dated 26.12.2013 and 30.12.2013																

ELECTRICITY TARIFF IN DAMODAR VALLEY CORPORATION w.e.f. 01.11.2012

(Based on provisional Tariff Order of JSERC, subject to the outcome of the Supreme Court Judgement)

S.No.	Category of Service	Fixed Charge (P/kwh)	Energy Charge (P/KWh)	
High Tension (HT) Industries				
1	3 Phase at 33 kV	181	228	
2	3 Phase at 132 kV	181	227	
3	3 Phase at 220 kV & above	181	226	
Railway Traction				
1	Single Phase at 132 kV	181	227	
<p>Note</p> <p>0.40% per week delayed payment surcharge will be charged for category of supply at 33 kV, 132 kV and 220 kV & above</p> <p>1.50% Per month and part thereof delayed payment surcharge will be charged for traction</p>				
Assumed Power factor		85%		
Reference : DVC Letter No. Com/CEA/Statistics/2013/1609 dated 16.08.2013				

ELECTRICITY TARIFF IN DURGAPUR PROJECTS LTD. (WEST BENGAL) w.e.f. 01.04.2013

LOW & MEDIUM VOLTAGE CONSUMERS

Sl. No.	Type of Consumer	Applicable Tariff Scheme				Optional Tariff Scheme												
		Consumer Category	Name of the Tariff Scheme	Monthly consumption in kWh	Energy Charge Paise/KWh	Fixed/Demand Charge* in Rs./KVA/Month	Consumer Category	Name of the Tariff Scheme	Monthly consumption in kWh		Energy Charge Paise/KWh	Fixed/Demand Charge* in Rs./KVA/Month	Consumer Category	Name of the Tariff Scheme	Monthly consumption in kWh	Energy Charge Paise/KWh	Fixed/Demand Charge* in Rs./KVA/Month	
1	Life Line Consumer (Domestic)		Normal	0 to 25	220	5	Not Applicable											
2	Domestic (Rural) or Domestic (Urban)	Rate C(3R) / C(3U)	Normal	First Next Next Next Next Above	25 25 50 100 100 300	321 395 409 443 462 477	10	Rate C(3R)pp / C(3U)pp	Prepaid	All Units		394	10	Not Applicable				
3	Commercial (Rural) or Commercial (Urban)	Rate C(4-R) / C(4-U)	Normal	First Next Next Above	96 40 200 300	407 447 467 474	12	Rate C(4-R)pp / C(4-U)pp	Normal-TOD	0600 hrs to 1700hrs 1700 hrs to 2300hrs 2300 hrs to 0600hrs	429 472 399	12	Rate C(4-R)ppt / C(4-U)ppt	Prepaid-TOD	06.00 hrs to 17.00hrs 17.00 hrs to 23.00hrs 23.00 hrs to 06.00hrs	424 466 394	12	
4	Irrigation pumping for agriculture	Rate C (5)	Normal TOD	06.00 hrs to 17.00hrs 17.00 hrs to 23.00hrs 23.00 hrs to 06.00hrs	All Units All Units All Units	303 606 167	20	Rate C (5t)	Prepaid TOD	0600 hrs - 1700hrs 1700 hrs - 2300hrs 2300 hrs - 0600hrs	All Units All Units All Units	295 590 162	20	Not Applicable				
5	Commercial Plantation	Rate C(4)-cp	Prepaid TOD	06.00 hrs to 17.00hrs 17.00 hrs to 23.00hrs 23.00 hrs to 06.00hrs	All Units All Units All Units	453 722 299	20	Not Applicable										
6	Short Term Irrigation Supply	Rate C(5)-stis	Prepaid TOD	06.00 hrs to 17.00hrs 17.00 hrs to 23.00hrs 23.00 hrs to 06.00hrs	All Units All Units All Units	408 953 269	20	Not Applicable										
7	Short Term Supply for Commercial Plantation	Rate C(4)-stcp	Prepaid TOD	06.00 hrs to 17.00hrs 17.00 hrs to 23.00hrs 23.00 hrs to 06.00hrs	All Units All Units All Units	458 733 302	20	Not Applicable										
8	Short Term Supply	Rate C(sts)	Prepaid TOD	06.00 hrs to 17.00hrs 17.00 hrs to 23.00hrs 23.00 hrs to 06.00hrs	All Units All Units All Units	508 559 472	40	Not Applicable										
9	Government School, Government aided School and Government Sponsored School	Rate C(GS)	Normal	On all Units	321	10	Rate C(GSt)	Normal-TOD	0600 hrs - 1700 hrs 2000 hrs - 2300 hrs 1700 hrs - 2000 hrs 2300 hrs - 0600 hrs	On all units On all units On all units	316 348 307	10	Not Applicable					
10	Public Utility/ Specified Institution Public Bodies In Municipal Area / Non-Municipal Area	Rate C(2-U)	Normal	On all Units	442	24	Rate C(2-U)pp	Prepaid	On all Units		431	24	Rate C(2-U)ppt	Prepaid-TOD	06.00 - 17.00 hrs & 20.00 - 23.00 hrs 17.00 - 20.00 hrs 23.00 - 06.00 hrs	On all units	426 469 396	24
11	Cottage Industry/ Artisan/ Weavers/ Small Production oriented establishment	Rate C(4-ii)	Normal	First Next Above	100 200 300	399 457 469	12	Rate C(4-ii)pp	Prepaid-TOD	0600 hrs - 1700 hrs 1700 hrs - 2300 hrs 2300 hrs - 0600 hrs	All Units All Units All Units	414 455 385	12	Not Applicable				
12	Poultry, Duckery, Horticulture, Tissue culture, Floriculture, Herbal-Medicinal-Bio-Diesel Plant Farming, Food Processing Unit	Rate C(4-ii)	Normal	First Next Above	100 200 300	408 423 470	12	Rate C(4-ii)pp	Prepaid-TOD	0600 hrs - 1700 hrs 1700 hrs - 2300 hrs 2300 hrs - 0600 hrs	All Units All Units All Units	424 469 384	12	Not Applicable				

13	Public Water Works & Sewerage System	Rate B(II)	Normal	On all Units		442	30	Rate B(II)ppt	Prepaid- TOD	0600 hrs - 1700 hrs & 2000 hrs - 23.00 hrs 1700 hrs - 2000 hrs 2300 hrs - 0600hrs	All Units	433	30	Not Applicable	
14	Industry (Rural) or Industry (Urban)	Rate C(1)	Normal	First	500	446	25	Rate C(1t)	Normal- TOD	0600 hrs - 1700 hrs 1700 hrs - 2300 hrs 2300 hrs - 0600 hrs	All Units	450	25	Not Applicable	
15	Street Lighting	Rate D(1)	Normal	On all Units		418	30	Not Applicable							Not Applicable
16	Street Lighting (LED)	Rate D(3)	Normal	On all Units		354	30	Not Applicable							Not Applicable
17	Private Educational Institutions and Hospitals	Rate D(5)	Normal	On all Units		477	30	Rate D(5)k	Normal- TOD	0600 hrs - 1700 hrs & 2000 hrs - 2300 hrs 1700 hrs - 2000 hrs 2300 hrs - 0600 hrs	On all units	467	30	Not Applicable	
18	Emergency Supply	Rate D(6)	Prepaid- TOD	0600 hrs to 1700 hrs 1700 hrs to 2300 hrs 2300 hrs to 0600 hrs	All Units	586 787 447	40	Not Applicable							Not Applicable
19	Construction Power Supply	Rate D(7)	Prepaid- TOD	0600 hrs to 1700 hrs & 2000 hrs to 2300 hrs 1700 hrs to 2000 hrs 2300 hrs to 0600hrs	All Units	474 626 356	24	Not Applicable							Not Applicable
20	Bulk Supply at single point to Co-operative Group Housing Society for providing power to its members or person for providing power to its employees in a single premises	Rate D(2)	Normal	On all Units		389	20	Rate D(2t)	Normal-TOD	0600 hrs - 1700 hrs 1700 hrs - 2300 hrs 2300 hrs - 0600 hrs	All Units	384 422 357	20	Not Applicable	
21	Common Services of Industrial Estates	Rate D(8)	Prepaid- TOD	0600 hrs to 1700 hrs & 2000 hrs to 2300 hrs 1700 hrs to 2000 hrs 2300 hrs to 0600 hrs	All Units	445 587 334	30	Not Applicable							Not Applicable

Note: Fixed Charge will be applicable for the consumer having Contract Demand below 50 KVA and Demand Charge will be applicable for the consumer having contract Demand of 50 KVA and above.

HIGH & EXTRA HIGH VOLTAGE CONSUMERS

Sl. No.	Type of Consumer	Applicable Tariff Scheme							Optional Tariff Scheme								
		Consumer Category	Name of the Tariff Scheme	Consumption per month in kWh		Energy Charge (Paise/KWh)			Demand Charge (Rs/KVA/month)	Consumer Category	Name of the Tariff	Consumption per month in kWh		Energy Charge (Paise/KWh)			Demand Charge (Rs/KVA/month)
						Summer	Monsoon	Winter						Summer	Monsoon	Winter	
1	Public Utility (11 KV)	Rate A(2)	Normal	All Units		365	363	361	317	Rate A(2t)	Normal TOD	0600 hrs to 1700 hrs & 2000 hrs to 2300 hrs	All Units	363	361	359	317
2	Public Utility (33 KV)	Rate F(2)	Normal	All Units		353	351	349	317	Rate F(2t)	Normal TOD	0600 hrs to 1700 hrs & 2000 hrs to 2300 hrs	All Units	351	349	347	317
3	Industries (11 KV)	Rate A(1a)	Normal	All Units		443	441	439	317	Rate A(1t)	TOD	0600 hrs to 1700 hrs 1700 hrs to 2300 hrs 2300 hrs to 0600 hrs	All Units	441	439	437	317
4	Industries (33 KV)	Rate F(1a)	Normal	0600 hrs to 1700 hrs	All Units	428	426	424	317	Not Applicable							
5	Industries (132 KV)	Rate G(1a)	Normal	0600 hrs to 1700 hrs 1700 hrs to 2300 hrs 2300 hrs to 0600 hrs	All Units	417 550 313	415 548 311	413 545 310	317	Not Applicable							
6	Community Irrigation/ Irrigation	Rate S(gt)	Normal	0600 hrs to 1700 hrs 1700 hrs to 2300 hrs 2300 hrs to 0600 hrs	All Units	424 763 280	422 760 279	420 756 277	22	Not Applicable							
7	Commercial Plantation	Rate S(ept)	Normal	0600 hrs to 1700 hrs 1700 hrs to 2300 hrs 2300 hrs to 0600 hrs	All Units	426 682 281	424 678 280	422 675 279	317	Not Applicable							
8	Short Term Irrigation Supply	Rate S(stis)	Normal	0600 hrs to 1700 hrs 1700 hrs to 2300 hrs 2300 hrs to 0600 hrs	All Units	446 714 294	444 710 293	442 707 292	22	Not Applicable							

9	Short Term Supply for Commercial Plantation	Rate S(stop)	Normal-	0600 hrs to 1700 hrs 1700 hrs to 2300 hrs 2300 hrs to 0600 hrs	All Units All Units All Units	431 650 284	428 666 283	427 683 282	317	Not Applicable							
10	Commercial (11 KV)	Rate A(3)	Normal	All Units		461	456	451	317	Rate A(3)	Normal TOD	0600 hrs to 1700 hrs 1700 hrs to 2300 hrs 2300 hrs to 0600 hrs	All Units All Units All Units	442 583 332	437 577 328	432 570 324	317
11	Commercial (33 KV)	Rate F(3)	Normal	All Units		446	444	442	317	Rate F(3)	Normal TOD	0600 hrs to 1700 hrs 1700 hrs to 2300 hrs 2300 hrs to 0600 hrs	All Units All Units All Units	433 572 325	428 565 321	423 558 317	317
12	Commercial (132 KV)	Rate G(3)	Normal	All Units		433	431	429	317	Rate G(3)	Normal TOD	0600 hrs to 1700 hrs 1700 hrs to 2300 hrs 2300 hrs to 0600 hrs	All Units All Units All Units	420 554 315	415 548 311	410 541 308	317
13	Domestic	Rate S(d)	Normal	All Units		445	443	441	22	Rate S(d)	Normal TOD	0600 hrs to 1700 hrs 1700 hrs to 2300 hrs 2300 hrs to 0600 hrs	All Units All Units All Units	439 483 408	437 481 406	435 479 405	22
14	Public Water Works & Sewerage (11 KV)	Rate E(pw)	Normal	All Units		419	417	415	317	Rate E(pw)	Normal TOD	0600 hrs to 1700 hrs & 2000 hrs to 2300 hrs 1700 hrs to 2000 hrs 2300 hrs to 0600 hrs	All Units All Units All Units All Units	408 408 539 306	403 403 532 302	398 398 525 299	317
15	Public Water Works & Sewerage (33 KV)	Rate F(pw)	Normal- TOD	0600 hrs to 1700 hrs & 2000 hrs to 2300 hrs 1700 hrs to 2000 hrs 2300 hrs to 0600 hrs	All Units All Units All Units All Units	406 536 305	399 527 299	402 531 302	317	Not Applicable							
16	Sports Complex & Auditorium run by Govt./local bodies for cultural affairs	Rate S(c)	Normal	All Units		450	448	446	29	Not Applicable							
17	Cold Storage or Dairy with Chilling Plant (11 KV)	Rate A(4-p)	Normal	All Units		451	448	446	317	Rate A(4-p)	Normal TOD	0600 hrs to 1700 hrs 1700 hrs to 2300 hrs 2300 hrs to 0600 hrs	All Units All Units All Units	441 582 331	438 578 329	435 574 326	317
18	Emergency Supply	Rate S(ES)	Normal-	0600 hrs to 1700 hrs 1700 hrs to 2300 hrs 2300 hrs to 0600 hrs	All Units All Units All Units	482 675 362	472 661 354	462 647 347	317	Not Applicable							
19	Construction Power Supply	Rate S(con)	Normal-	0600 hrs to 1700 hrs & 2000 hrs to 2300 hrs 1700 hrs to 2000 hrs 2300 hrs to 0600 hrs	All Units All Units All Units All Units	412 544 309	402 531 302	392 517 294	317	Not Applicable							
20	Bulk Supply at single point to Co-operative Group Housing Society for providing power to its members or person for provision power to the Common Services of Industrial Estate	Rate S(co)	Normal	All Units		424	421	418	22	Rate S(co)	Normal- TOD	0600 hrs to 1700 hrs 1700 hrs to 2300 hrs 2300 hrs to 0600 hrs	All Units All Units All Units	420 462 391	417 459 388	414 455 385	22
21	Common Services of Industrial Estate	Rate E(ict)	Normal- TOD	0600 hrs to 1700 hrs & 2000 hrs to 2300 hrs 1700 hrs to 2000 hrs 2300 hrs to 0600 hrs	All Units All Units All Units All Units	423 558 317	413 545 310	403 532 302	317	Not Applicable							
22	Traction (25 KV)	Rate T(a)	Normal	All Units		460	450	440	317	Not Applicable							
23	Traction (132 KV)	Rate T(b)	Normal	All Units		455	445	435	317	Not Applicable							
24	Short-term Supply	Rate S(st)	Normal-	0600 hrs to 1700 hrs 1700 hrs to 2300 hrs 2300 hrs to 0600 hrs	All Units All Units All Units	470 517 437	468 515 435	466 513 433	317	Not Applicable							
25	Private Educational institutions	Rate E(ei)	Normal	All Units		456	451	446	317	Rate E(ei)	Normal TOD	0600 hrs to 1700 hrs 1700 hrs to 2300 hrs 2300 hrs to 0600 hrs	All Units All Units All Units	442 486 411	437 481 406	432 475 402	317
26	Inter Plant Transfer	Rate IPT	Normal	All Units		477.43	477.43	477.43	0	Not Applicable							
Category of Consumers				Minimum Charge													
(i) LV & MV Domestic (Rural)				28 Rs/Month													
(ii) LV & MV Domestic (Urban)				28 Rs/Month													
18 Paise/unit special discount on energy charge for pre-paid tariff scheme with pre-paid meter for public water works.																	
10 Paise/unit rebate on energy charge for Street Lighting and Public Water Works in case of normal or normal TOD meters only for prompt payment.																	
Load Factor Rebate (Paise/Kwh) for HT consumers																	
Range of Load Factor (LF)		Supply Voltage															
		11 kV				33 kV				132 kV							
Above 55%	Upto 60%	1 Paise/KWh	2 Paise/KWh	3 Paise/KWh	4 Paise/KWh	5 Paise/KWh	6 Paise/KWh	7 Paise/KWh	8 Paise/KWh	9 Paise/KWh	10 Paise/KWh	11 Paise/KWh	12 Paise/KWh	13 Paise/KWh	14 Paise/KWh	15 Paise/KWh	16 Paise/KWh
Above 60%	Upto 65%	2 Paise/KWh	3 Paise/KWh	4 Paise/KWh	5 Paise/KWh	6 Paise/KWh	7 Paise/KWh	8 Paise/KWh	9 Paise/KWh	10 Paise/KWh	11 Paise/KWh	12 Paise/KWh	13 Paise/KWh	14 Paise/KWh	15 Paise/KWh	16 Paise/KWh	17 Paise/KWh
Above 65%	Upto 70%	3 Paise/KWh	4 Paise/KWh	5 Paise/KWh	6 Paise/KWh	7 Paise/KWh	8 Paise/KWh	9 Paise/KWh	10 Paise/KWh	11 Paise/KWh	12 Paise/KWh	13 Paise/KWh	14 Paise/KWh	15 Paise/KWh	16 Paise/KWh	17 Paise/KWh	18 Paise/KWh
Above 70%	Upto 75%	4 Paise/KWh	5 Paise/KWh	6 Paise/KWh	7 Paise/KWh	8 Paise/KWh	9 Paise/KWh	10 Paise/KWh	11 Paise/KWh	12 Paise/KWh	13 Paise/KWh	14 Paise/KWh	15 Paise/KWh	16 Paise/KWh	17 Paise/KWh	18 Paise/KWh	19 Paise/KWh
Above 75%	Upto 80%	5 Paise/KWh	6 Paise/KWh	7 Paise/KWh	8 Paise/KWh	9 Paise/KWh	10 Paise/KWh	11 Paise/KWh	12 Paise/KWh	13 Paise/KWh	14 Paise/KWh	15 Paise/KWh	16 Paise/KWh	17 Paise/KWh	18 Paise/KWh	19 Paise/KWh	20 Paise/KWh
Above 80%	Upto 85%	6 Paise/KWh	7 Paise/KWh	8 Paise/KWh	9 Paise/KWh	10 Paise/KWh	11 Paise/KWh	12 Paise/KWh	13 Paise/KWh	14 Paise/KWh	15 Paise/KWh	16 Paise/KWh	17 Paise/KWh	18 Paise/KWh	19 Paise/KWh	20 Paise/KWh	21 Paise/KWh
Above 85%	Upto 90%	7 Paise/KWh	8 Paise/KWh	9 Paise/KWh	10 Paise/KWh	11 Paise/KWh	12 Paise/KWh	13 Paise/KWh	14 Paise/KWh	15 Paise/KWh	16 Paise/KWh	17 Paise/KWh	18 Paise/KWh	19 Paise/KWh	20 Paise/KWh	21 Paise/KWh	22 Paise/KWh
Above 90%	Upto 92%	8 Paise/KWh	9 Paise/KWh	10 Paise/KWh	11 Paise/KWh	12 Paise/KWh	13 Paise/KWh	14 Paise/KWh	15 Paise/KWh	16 Paise/KWh	17 Paise/KWh	18 Paise/KWh	19 Paise/KWh	20 Paise/KWh	21 Paise/KWh	22 Paise/KWh	23 Paise/KWh
Above 92%	Upto 95%	9 Paise/KWh	10 Paise/KWh	11 Paise/KWh	12 Paise/KWh	13 Paise/KWh	14 Paise/KWh	15 Paise/KWh	16 Paise/KWh	17 Paise/KWh	18 Paise/KWh	19 Paise/KWh	20 Paise/KWh	21 Paise/KWh	22 Paise/KWh	23 Paise/KWh	24 Paise/KWh
Above 95%		10 Paise/KWh	11 Paise/KWh	12 Paise/KWh	13 Paise/KWh	14 Paise/KWh	15 Paise/KWh	16 Paise/KWh	17 Paise/KWh	18 Paise/KWh	19 Paise/KWh	20 Paise/KWh	21 Paise/KWh	22 Paise/KWh	23 Paise/KWh	24 Paise/KWh	25 Paise/KWh
Delayed Payment Surcharge shall be applicable as per regulation 4.14 of the Tariff Regulations.																	
Assumed Power factor 90%																	
Reference :WBRC Letter Nos. WBRC/TP-49/11-12/DPL/1564 & 1685 dated 25.12.2013 and 15.01.2014																	

ELECTRICITY TARIFF IN DPSC LTD. (WEST BENGAL) w.e.f. 01.04.2013

LOW & MEDIUM VOLTAGE CONSUMERS

Sl. No.	Type of Consumer	Applicable Tariff Scheme						Optional Tariff Scheme											
		Consumer Category	Name of the Tariff Scheme	Monthly consumption in kWh		Energy Charge Paise/KWh	Fixed/Demand Charge* in Rs./KVA/Month	Optional Tariff Scheme-I				Optional Tariff Scheme-II							
				Consumer Category	Name of the Tariff Scheme			Monthly consumption in kWh	Energy Charge Paise/KWh	Fixed/Demand Charge* in Rs./KVA/Month	Consumer Category	Name of the Tariff Scheme	Monthly consumption in kWh	Energy Charge Paise/KWh	Fixed/Demand Charge* in Rs./KVA/Month				
1	Life Line (Domestic)	D (LL)	Normal	All Units		295	5	Not Applicable											
2	Domestic (Rural) or Domestic (Urban)	D (L)	Normal	All Units		406	10	Not Applicable											
3	Commercial (Rural) or Commercial (Urban) below 30 KVA	C (L)(ia)	Normal	All Units		436	12	D (Lpp)	Prepaid	All Units				Not Applicable					
				C (L)(ia)	Normal-TOD					06.00 hrs to 17.00hrs	All Units	434	12	C (L)(ia)	Prepaid-TOD	06.00 hrs to 17.00hrs	All Units	418	12
										17.00 hrs to 23.00hrs	All Units	477				17.00 hrs to 23.00hrs	All Units	460	
										23.00 hrs to 06.00hrs	All Units	364				23.00 hrs to 06.00hrs	All Units	356	
4	Commercial (Rural) or Commercial (Urban) 30 KVA & above	C (L)(ib)	Normal	All Units		514	12	C (L)(ib)	Normal-TOD	06.00 hrs to 17.00hrs	All Units	512	12	C (L)(ib)	Prepaid-TOD	06.00 hrs to 17.00hrs	All Units	506	12
				17.00 hrs to 23.00hrs	All Units					563	17.00 hrs to 23.00hrs	All Units				556			
				23.00 hrs to 06.00hrs	All Units					430	23.00 hrs to 06.00hrs	All Units				425			
				Not Applicable						Not Applicable		Not Applicable							
5	Irrigation	Rate C (at)	Normal TOD	06.00 hrs to 17.00hrs	All Units	269	24	Rate C(atpp)	Prepaid TOD	06.00 hrs to 17.00hrs	All Units	260	24	Not Applicable					
				17.00 hrs to 23.00hrs	All Units	649				17.00 hrs to 23.00hrs	All Units	638							
				23.00 hrs to 06.00hrs	All Units	178				23.00 hrs to 06.00hrs	All Units	183							
				Not Applicable		Not Applicable				Not Applicable									
6	Commercial Plantation	Rate A (Cm-Ptpp)	Prepaid TOD	06.00 hrs to 17.00hrs	All Units	489	24	Not Applicable						Not Applicable					
				17.00 hrs to 23.00hrs	All Units	721		Not Applicable						Not Applicable					
				23.00 hrs to 06.00hrs	All Units	294		Not Applicable						Not Applicable					
				Not Applicable		Not Applicable		Not Applicable											
7	Short Term Irrigation Supply	Rate C(stppt)	Prepaid TOD	06.00 hrs to 17.00hrs	All Units	308	24	Not Applicable						Not Applicable					
				17.00 hrs to 23.00hrs	All Units	830		Not Applicable						Not Applicable					
				23.00 hrs to 06.00hrs	All Units	181		Not Applicable						Not Applicable					
				Not Applicable		Not Applicable		Not Applicable											
8	Short Term Supply for Commercial Plantation	Rate A (Cm-STPtp)	Prepaid TOD	06.00 hrs to 17.00hrs	All Units	513	24	Not Applicable						Not Applicable					
				17.00 hrs to 23.00hrs	All Units	770		Not Applicable						Not Applicable					
				23.00 hrs to 06.00hrs	All Units	308		Not Applicable						Not Applicable					
				Not Applicable		Not Applicable		Not Applicable											
9	Short Term Supply	Rate STLT	Prepaid TOD	06.00 hrs to 17.00hrs	All Units	523	20	Not Applicable						Not Applicable					
				17.00 hrs to 23.00hrs	All Units	575		Not Applicable						Not Applicable					
				23.00 hrs to 06.00hrs	All Units	486		Not Applicable						Not Applicable					
				Not Applicable		Not Applicable		Not Applicable											
10	Government School, Government aided School or Government Sponsored School	Rate GS(L)	Normal	On all units		400	10	Rate GS(LT)	Normal-TOD	0600 hrs - 1700 hrs & 2000 hrs - 2300 hrs	All Units	395	10	Not Applicable					
				1700 hrs - 2000 hrs	All Units					435									
				2300 hrs - 0600 hrs	All Units						383								
				Not Applicable						Not Applicable				Not Applicable					
11	Public Utility / Specified Institution / Public Bodies Municipal or Non-Municipal	Rate PU(LT)	Normal	On all Units		439	12	Rate PUon(LT)	Prepaid	On all Units		430	12	Rate PUon(LT)	Prepaid-TOD	06.00 hrs to 17.00 hrs & 20.00 hrs to 23.00 hrs	All Units	415	12
				17.00 hrs to 20.00 hrs	All Units					457									
				23.00 hrs to 06.00 hrs	All Units						386								
				Not Applicable						Not Applicable						Not Applicable			
12	Cottage Industry/ Artisan/ Weavers/ Small Production oriented establishment not run by electricity as motive power	C(L)(ii)	Normal	All Units		414	12	Rate Cppt(L)(ii)	Prepaid-TOD	06.00 hrs to 17.00hrs	All Units	406	12	Not Applicable					
				17.00 hrs to 23.00hrs	All Units					446									
				23.00 hrs to 06.00hrs	All Units					377									
				Not Applicable						Not Applicable		Not Applicable							
13	Poultry, Duckery, Horticulture, Tissue culture, Floriculture, Herbal-Medicinal-Bio-Diesel Plant Farming, Food Processing Unit	C(L)(iii)	Normal	All Units		516	12	Rate Cppt(L)(iii)	Prepaid-TOD	06.00 hrs to 17.00hrs	All Units	496	12	Not Applicable					
				17.00 hrs to 23.00hrs	All Units					546									
				23.00 hrs to 06.00hrs	All Units					461									
				Not Applicable						Not Applicable		Not Applicable							

14	Public Water Works & Sewerage	Rate B(II)	Normal	On all Units	442	22	Rate B(II)opt	Prepaid-TOD	0600 hrs - 2000 hrs - 2300 hrs 1700 hrs - 2000	All Units	427	22	Not Applicable
									2300 hrs - 0600	All Units	597		
										All Units	280		
15	Industry (Rural) or Industry (Urban)	Rate I(L)	Normal	All Units	478	22	Rate I(L)	Normal-TOD	06.00 hrs to 17.00hrs 17.00 hrs to 23.00hrs 23.00 hrs to 06.00hrs	All Units	478	22	Not Applicable
										All Units	669		
										All Units	315		
16	Street Lighting	Rate D(1)	Normal	On all Units	500	22							Not Applicable
17	Street Lighting with LED	Rate D(6)	Normal	On all Units	408	22							Not Applicable
18	Private Educational Institutions and Hospitals	Rate S(L)	Normal	On all Units	528	24	Rate S(L)	Normal-TOD	06.00 hrs to 17.00 hrs & 17.00 hrs to 23.00 hrs 23.00 hrs to 06.00hrs	All Units	514	24	Not Applicable
										All Units	565		
										All Units	478		
19	Emergency Supply	Rate D(2)	Prepaid-TOD	06.00 hrs to 17.00hrs 17.00 hrs to 23.00hrs 23.00 hrs to 06.00hrs	All Units 614 859 406	24							Not Applicable
20	Construction Power Supply	Rate D(3)	Prepaid-TOD	06.00 hrs to 17.00 hrs & 20.00 hrs to 23.00 hrs 17.00 hrs to 20.00 hrs 23.00 hrs to 06.00hrs	On all Units 554 775 366	24							Not Applicable
21	Co-operative Group Housing Society for providing power to its members or person for providing power to its employees in a single premises	Rate D(4)	Normal	All Units	409	24	Rate D(4)	Normal-TOD	06.00 hrs to 17.00hrs 17.00 hrs to 23.00hrs 23.00 hrs to 06.00hrs	All Units	404	24	Not Applicable
										All Units	444		
										All Units	376		
22	Common Services of Industrial Estate	Rate D(5)	Prepaid-TOD	06.00 hrs to 17.00 hrs & 20.00 hrs to 23.00 hrs 17.00 hrs to 20.00 hrs 23.00 hrs to 06.00hrs	On all Units 499 699 330	30							Not Applicable

* Fixed Charge will be applicable for the Consumer having Contract Demand below 50 KVA and Demand Charge will be applicable for the Consumer having Contract Demand of 50 KVA and above.

HIGH & EXTRA HIGH VOLTAGE CONSUMERS

Sl. No.	Type of Consumer	Applicable Tariff Scheme							Optional Tariff Scheme							
		Consumer Category	Name of the Tariff Scheme	Monthly consumption in kWh	Energy Charge (Paise/KWh)			Demand (Rs/KVA/month)	Consumer Category	Name of the Tariff Scheme	Consumption per month in kWh	Energy Charge (Paise/KWh)			Demand Charge (Rs/ KVA/month)	
					Summer	Monsoon	Winter					Summer	Monsoon	Winter		
1	Public Utility	Rate PU(H)	Normal	All Units	499	496	493	290	Rate PU(H)	Normal - TOD	06.00 hrs to 17.00hrs & 20.00 hrs to 23.00 hrs 17.00 hrs to 20.00 hrs 23.00 hrs to 06.00hrs	All Units 492	All Units 489	All Units 486	290	
2	Industries (50 KVA & above)	Rate I(H)	Normal	All Units	513	510	507	290	Rate I(H)	TOD	06.00 hrs to 17.00hrs 17.00 hrs to 23.00 hrs 23.00 hrs to 06.00hrs	All Units 340	All Units 735	All Units 336	290	
3	Industries (Below 50 KVA)	Rate I-2(H)	Normal	All Units	537	534	531	29	Rate I-2(H)	(TOD)	06.00 hrs to 17.00hrs 17.00 hrs to 23.00 hrs 23.00 hrs to 06.00hrs	All Units 530	All Units 742	All Units 734	29	
4	Industries (33 kv & above)	Rate I-3(H)	Normal-TOD	06.00 hrs to 17.00hrs 17.00 hrs to 23.00 hrs 23.00 hrs to 06.00hrs	All Units 495 692 326	All Units 491 688 324	All Units 487 683 321	290				Not Applicable				
5	Community irrigation/irrigation	Rate AI(H)	Normal	06.00 hrs to 17.00hrs 17.00 hrs to 23.00 hrs 23.00 hrs to 06.00hrs	All Units 365 729 219	All Units 361 721 217	All Units 357 713 215	20				Not Applicable				
6	Commercial Plantation	Rate S(opt)	Normal	06.00 hrs to 17.00hrs 17.00 hrs to 23.00 hrs 23.00 hrs to 06.00hrs	All Units 522 731 344	All Units 519 726 342	All Units 517 724 341	290				Not Applicable				
7	Short Term Irrigation Supply	Rate S(stis)	Normal	06.00 hrs to 17.00hrs 17.00 hrs to 23.00 hrs 23.00 hrs to 06.00hrs	All Units 462 966 277	All Units 457 956 274	All Units 452 946 271	36				Not Applicable				
8	Short Term Supply for Commercial Plantation	Rate S(stop)	Normal	06.00 hrs to 17.00hrs 17.00 hrs to 23.00 hrs 23.00 hrs to 06.00hrs	All Units 522 731 313	All Units 520 728 312	All Units 518 725 311	290				Not Applicable				

9	Commercial	Rate C(H)	Normal	All Units	518	515	512	290	Rate C(H)	Normal TOD	06.00 hrs to 17.00hrs 17.00 hrs to 23.00 hrs 23.00 hrs to 06.00hrs	All Units All Units All Units	512 717 338	507 710 335	502 703 331	290	
10	Domestic	Rate D(H)	Normal	All Units	582	579	576	22	Rate D(H)	Normal TOD	06.00 hrs to 17.00hrs 17.00 hrs to 23.00 hrs 23.00 hrs to 06.00hrs	All Units All Units All Units	575 833 535	569 626 529	563 619 524	22	
11	Public Water Works & Sewerage	Rate PWW(H)	Normal	All Units	497	493	489	290	Rate PWW (H)	Normal TOD	06.00 hrs to 17.00hrs & 17.00 hrs to 20.00 hrs 23.00 hrs to 06.00hrs	All Units All Units All Units	491 688 324	486 681 320	481 674 317	290	
12	Sports Complex & Auditorium run by	Rate S(c)	Normal	All Units	349	339	329	290	Not Applicable								
13	Cold Storage or Dairy with Chilling Plant	Rate S(pi)	Normal	All Units	449	444	439	290	Rate S(pi)	Normal TOD	06.00 hrs to 17.00hrs 17.00 hrs to 23.00 hrs 23.00 hrs to 06.00hrs	All Units All Units All Units	444 622 293	438 613 289	432 605 285	290	
14	Emergency Supply	Rate E(em)	Normal-TOD	06.00 hrs to 17.00hrs 17.00 hrs to 23.00 hrs 23.00 hrs to 06.00hrs	All Units All Units All Units	464 650 307	462 647 305	460 644 304	290	Not Applicable							
15	Construction Power Supply	Rate E(con)	Normal-TOD	06.00 hrs to 17.00hrs & 20.00 hrs to 23.00 hrs 17.00 hrs to 20.00 hrs 23.00 hrs to 06.00hrs	All Units All Units All Units	512 717 473	510 714 471	508 711 469	290	Not Applicable							
16	Co-operative Group Housing Society for providing power to its members or person for providing power to its	Rate S(co)	Normal	All Units	574	570	566	22	Rate S(co)	Normal-TOD	06.00 hrs to 17.00hrs 17.00 hrs to 23.00 hrs 23.00 hrs to 06.00hrs	All Units All Units All Units	568 625 581	563 619 576	558 614 571	22	
17	Common Services of Industrial Estate	Rate E(ict)	Normal-TOD	06.00 hrs to 17.00hrs & 20.00 hrs to 23.00 hrs 17.00 hrs to 20.00 hrs 23.00 hrs to 06.00hrs	All Units All Units All Units	504 706 333	501 701 331	498 697 329	290	Not Applicable							
18	Traction	Rate T	Normal	All Units	552	547	542	290	Not Applicable								
19	Short-term Supply	Rate S(ST)	Normal-TOD	06.00 hrs to 17.00hrs 17.00 hrs to 23.00 hrs 23.00 hrs to 06.00hrs	All Units All Units All Units	612 673 569	610 671 567	608 668 565	290	Not Applicable							
20	Private Educational Institutions	Rate E(ei)	Normal	All Units	437	434	431	290	Rate E(ei)	Normal - TOD	06.00 hrs to 17.00hrs 17.00 hrs to 23.00 hrs 23.00 hrs to 06.00hrs	All Units All Units All Units	432 475 442	426 468 436	420 462 430	290	
Load Factor Rebate (Paise/ Kwh) for HT consumers																	
Supply Voltage																	
Amount of Rebate																	
Below 33kV																	
33 kV																	
Above 33 kV																	
Above 55%		Upto 60%		2 Paise/KWh		3 Paise/KWh		4 Paise/KWh									
Above 60%		Upto 65%		3 Paise/KWh		4 Paise/KWh		5 Paise/KWh									
Above 65%		Upto 70%		4 Paise/KWh		5 Paise/KWh		6 Paise/KWh									
Above 70%		Upto 75%		5 Paise/KWh		6 Paise/KWh		7 Paise/KWh									
Above 75%		Upto 80%		7 Paise/KWh		8 Paise/KWh		9 Paise/KWh									
Above 80%		Upto 85%		9 Paise/KWh		10 Paise/KWh		11 Paise/KWh									
Above 85%		Upto 90%		11 Paise/KWh		12 Paise/KWh		13 Paise/KWh									
Above 90%		Upto 92%		13 Paise/KWh		14 Paise/KWh		15 Paise/KWh									
Above 92%		Upto 95%		15 Paise/KWh		16 Paise/KWh		17 Paise/KWh									
Above 95%				17 Paise/KWh		18 Paise/KWh		19 Paise/KWh									
Prompt Payment Rebate:-																	
1% rebate on the amount of bill excluding meter rent, taxes, duties and levies and arrears if the payment is made within the due date, for all consumers, excluding consumers having pre-paid meters.																	
Delayed payment surcharge shall be applicable as per regulation 4.14 of the Tariff Regulations.																	
Assumed Power factor 80%																	
Reference :WBERC/TP-51/11-12/1555 dated 28.12.2013																	

भाग - 3
विद्युत आपूर्ति तथा विद्युत शुल्क की
औसत दरें

PART-3

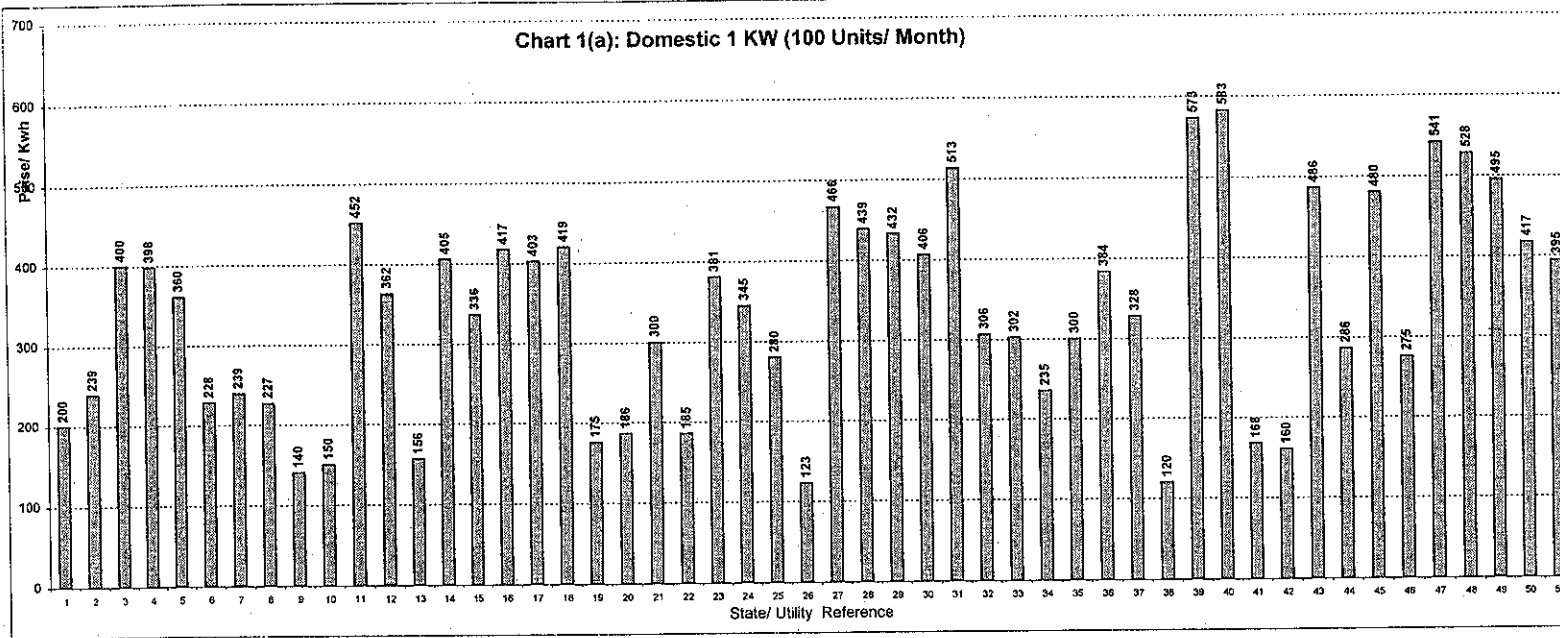
AVERAGE RATES OF ELECTRICITY
SUPPLY AND ELECTRICITY DUTY

सारणी सं० 1(क): घरेलू 1 कि०. वा०. (100 यूनिट/माह)
TABLE NO.1(a): DOMESTIC 1 KW (100 Units/Month)

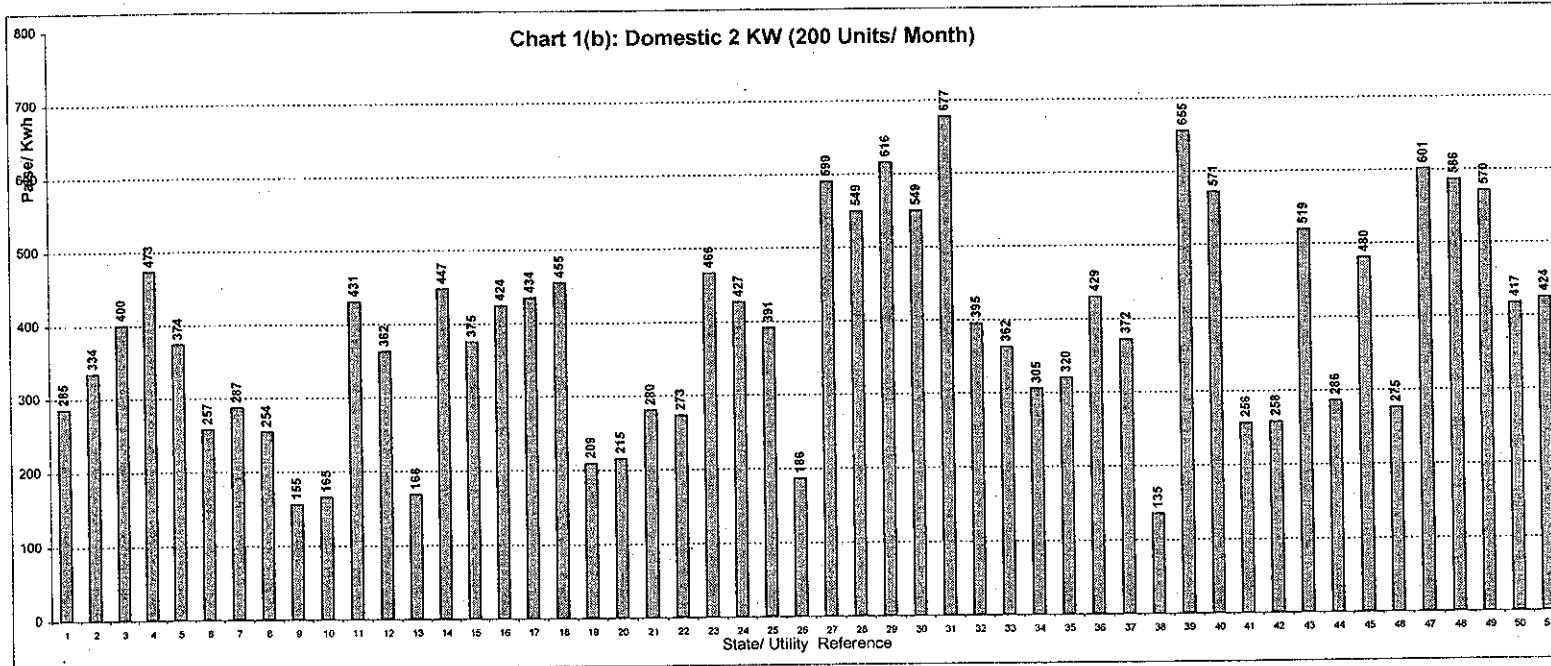
क्रमांक Sr. No.	युटिलिटी का नाम	Name of Utility	Tariff effective from	Av. Rate (P/KWh)	Duty/Tax (P/KWh)	Total (P/KWh)
1	अंडमान एण्ड निकोबार	Andaman & Nicobar Island	01.04.2013	200	0	200
2	आंध्र प्रदेश	Andhra Pradesh	01.04.2013	233	6	239
3	अरुणाचल प्रदेश	Arunachal Pradesh	01.04.2013	400	0	400
4	आसाम	Assam	01.12.2013	388	10	398
5	बिहार (शहरी क्षेत्र)	Bihar (Urban Areas)	01.04.2013	340	20	360
	(ग्रामीण क्षेत्र)	(Rural Areas)		215	13	228
6	चंडीगढ़	Chandigarh	01.04.2013	230	9	239
7	छत्तीस गढ़	Chhattishgarh	01.08.2013	210	17	227
8	दादरा एवं नागर हवेली	Dadra & Nagar Haveli	01.04.2013	140	0	140
9	दमन एवं दिव	Daman & Diu	01.04.2013	150	0	150
10	दिल्ली-(बी.वाइ.पी.एल./बी.आर.पी.एल./एन.डी.पी.ए)	Delhi-(BYPL/BRPL/NDPL-TPDDL)	01.08.2013	430	22	452
11	दिल्ली-(एन.डी.एम.सी.)	Delhi-(NDMC)	01.08.2013	345	17	362
12	गोवा	Goa	01.04.2013	136	20	156
13	गुजरात	Gujarat (Urban Areas)	01.04.2013	353	53	405
		(Rural Areas)		313	23	336
14	गुजरात-(टोरेन्ट पावर लि०, अहमदाबाद)	Gujarat-(Torrent Power Ltd., Ahmedabad)	01.04.2013	363	54	417
15	गुजरात-(टोरेन्ट पावर लि०, सुरत)	Gujarat-(Torrent Power Ltd., Surat)	01.04.2013	350	53	403
16	हरियाणा	Haryana	01.04.2013	404	15	419
17	हिमाचल प्रदेश	Himachal Pradesh	01.04.2013	170	5	175
18	जम्मू व कश्मीर	Jammu & Kashmir	01.04.2013	154	32	186
19	झारखंड	Jharkhand (Urban Areas)	01.08.2012	280	20	300
		(Rural Areas)		165	20	185
20	कर्नाटक	Karnataka	01.05.2013			
		Bruhat Bangalore Mahangara Palike, Municipal Corp. & all Urban Areas under Village Panchayats		359	22	381
				325	20	345
21	केरल	Kerala	01.05.2013	256	24	280
22	लक्षद्वीप	Lakshadweep	01.04.2013	123	0	123
23	मध्य प्रदेश	Madhya Pradesh (Urban Areas)	01.04.2013	428	39	466
		(Rural Areas)		403	36	439
24	महाराष्ट्र	Maharashtra	01.08.2012	376	56	432
25	महाराष्ट्र-मुम्बई-(बी.ई.एस.टी.)	Maharashtra - Mumbai-(B.E.S.T)	01.09.2013	340	66	406
26	महाराष्ट्र-मुम्बई-(रिलायंस एनर्जी)	Maharashtra - Mumbai-(Reliance Energy)	01.09.2013	433	80	513
27	महाराष्ट्र-मुम्बई-(टाटा)	Maharashtra - Mumbai-(TATA's)	01.07.2013	253	53	306
28	मणिपुर	Manipur	01.09.2012	300	2	302
29	मिजोरम	Mizoram	01.08.2012	235	0	235
30	मेघालय	Meghalaya	01.04.2013	295	5	300
31	नागालैंड	Nagaland	01.04.2013	384	0	384
32	उड़ीसा	Orissa	01.04.2013	315	13	328
33	पुदुचेरी	Puducherry	01.04.2013	120	0	120
34	पंजाब	Punjab	01.04.2013	507	66	573
35	राजस्थान	Rajasthan	07.06.2013	543	40	583
36	सिक्किम	Sikkim	01.04.2013	168	0	168
37	तमिल नाडु	Tamil Nadu	21.06.2013	160	0	160
38	त्रिपुरा	Tripura	01.04.2013	486	0	486
39	उत्तराखंड	Uttarakhand	01.05.2013	271	15	286
40	उत्तर प्रदेश	Uttar Pradesh (URBAN)	10.06.2013	475	5	480
		(RURAL)		270	5	275
41	पश्चिम बंगाल	West Bengal (URBAN)	01.04.2013	541	0	541
		(RURAL)		528	0	528
42	पश्चिम बंगाल-कोलकाता-(सी.ई.एस.सी.)	West Bengal - (CESC Ltd., Kolkata)	01.04.2013	495	0	495
43	पश्चिम बंगाल-(डी.पी.एस.सी.)	West Bengal - (DPSC Ltd.)	01.04.2013	417	0	417
44	पश्चिम बंगाल-दुर्गापुर परियोजना	West Bengal-Durgapur Projects Ltd.	01.04.2013	395	0	395

सारणी सं० 1(ख): घरेलू 2 कि०. वा०. (200 यूनिट/माह)
TABLE NO.1(b): DOMESTIC 2 KW (200 Units/Month)

क्रमांक Sr. No.	युटिलिटी का नाम	Name of Utility	Tariff effective from	Av. Rate (P/KWh)	Duty/Tax (P/KWh)	Total (P/KWh)
1	अंडमान एण्ड निकोबार	Andaman & Nicobar Island	01.04.2013	285	0	285
2	आंध्र प्रदेश	Andhra Pradesh	01.04.2013	328	6	334
3	अरुणाचल प्रदेश	Arunachal Pradesh	01.04.2013	400	0	400
4	आसाम	Assam	01.12.2013	463	10	473
5	बिहार (शहरी क्षेत्र)	Bihar (Urban Areas)	01.04.2013	353	21	374
	(ग्रामीण क्षेत्र)	(Rural Areas)		243	15	257
6	चंडीगढ़	Chandigarh	01.04.2013	278	9	287
7	छत्तीस गढ़	Chhattishgarh	01.08.2013	235	19	254
8	दादरा एवं नागर हवेली	Dadra & Nagar Haveli	01.04.2013	155	0	155
9	दमन एवं दीव	Daman & Diu	01.04.2013	165	0	165
10	दिल्ली-(बी.वाइ.पी.एल./बी.आर.पी.एल./एन.डी.पी.ए)	Delhi-(BYPL/BRPL/NDPL-TPDDL)	01.08.2013	410	21	431
11	दिल्ली-(एन.डी.एम.सी.)	Delhi-(NDMC)	01.08.2013	345	17	362
12	गोवा	Goa	01.04.2013	148	20	168
13	गुजरात	Gujarat (Urban Areas)	01.04.2013	389	58	447
		(Rural Areas)		349	26	375
14	गुजरात-(टोरेन्ट पावर लि०, अहमदाबाद)	Gujarat-(Torrent Power Ltd., Ahmedabad)	01.04.2013	369	55	424
15	गुजरात-(टोरेन्ट पावर लि०, सुरत)	Gujarat-(Torrent Power Ltd., Surat)	01.04.2013	378	57	434
16	हरियाणा	Haryana	01.04.2013	440	15	455
17	हिमाचल प्रदेश	Himachal Pradesh	01.04.2013	203	6	209
18	जम्मू व कश्मीर	Jammu & Kashmir	01.04.2013	177	38	215
19	झारखंड	Jharkhand (Urban Areas)	01.08.2012	260	20	280
		(Rural Areas)		253	20	273
20	कर्नाटक	Karnataka	01.05.2013			
		Bruhat Bangalore Mahangara Palike, Municipal Corp. & all Urban Areas under Village Panchayats		440	26	466
				403	24	427
21	केरल	Kerala	01.05.2013	358	34	391
22	लक्षद्वीप	Lakshadweep	01.04.2013	186	0	186
23	मध्य प्रदेश	Madhya Pradesh (Urban Areas)	01.04.2013	534	56	590
		(Rural Areas)		496	52	549
24	महाराष्ट्र	Maharashtra	01.08.2012	536	80	616
25	महाराष्ट्र-मुम्बई-(बी.ई.एस.टी.)	Maharashtra - Mumbai-(B.E.S.T)	01.09.2013	464	85	549
26	महाराष्ट्र-मुम्बई-(रिलायंस एनर्जी)	Maharashtra - Mumbai-(Reliance Energy)	01.09.2013	576	101	677
27	महाराष्ट्र-मुम्बई-(टाटा)	Maharashtra - Mumbai-(TATA's)	01.07.2013	330	65	395
28	मणीपुर	Manipur	01.09.2012	360	2	362
29	मिजोरम	Mizoram	01.08.2012	305	0	305
30	मेघालय	Meghalaya	01.04.2013	315	5	320
31	नागालैंड	Nagaland	01.04.2013	429	0	429
32	उड़ीसा	Orissa	01.04.2013	358	14	372
33	पुदुचेरी	Puducherry	01.04.2013	135	0	135
34	पंजाब	Punjab	01.04.2013	580	75	655
35	राजस्थान	Rajasthan	07.06.2013	516	55	571
36	सिक्किम	Sikkim	01.04.2013	256	0	256
37	तमिल नाडु	Tamil Nadu	21.06.2013	258	0	258
38	त्रिपुरा	Tripura	01.04.2013	519	0	519
39	उत्तराखंड	Uttarakhand	01.05.2013	271	15	286
40	उत्तर प्रदेश	Uttar Pradesh (URBAN)	10.06.2013	475	5	480
		(RURAL)		270	5	275
41	पश्चिम बंगाल	West Bengal (URBAN)	01.04.2013	601	0	601
		(RURAL)		586	0	586
42	पश्चिम बंगाल-कोलकता-(सी.ई.एस.सी.)	West Bengal - (CESC Ltd., Kolkata)	01.04.2013	570	0	570
43	पश्चिम बंगाल-(डी.पी.एस.सी.)	West Bengal - (DPSC Ltd.)	01.04.2013	417	0	417
44	पश्चिम बंगाल-दुर्गापुर परियोजना	West Bengal-Durgapur Projects Ltd.	01.04.2013	424	0	424



- #### Index of States
- 1 A&N Island
 - 2 Andhra Pradesh
 - 3 Arunachal Pradesh
 - 4 Assam
 - 5 Bihar (Urban)
 - 6 Bihar (Rural)
 - 7 Chandigarh
 - 8 Chhattishgarh
 - 9 Dadr&Ngr Haveli
 - 10 Daman & Diu
 - 11 Delhi (BSES/NDPL)
 - 12 Delhi (NDMC)
 - 13 Goa
 - 14 Gujarat (Urban)
 - 15 Gujarat (Rural)
 - 16 Gujarat (Ahmadabad)
 - 17 Gujarat (Surat)
 - 18 Haryana
 - 19 Himachal Pradesh
 - 20 Jammu & Kashmir
 - 21 Jharkhand (Urban)
 - 22 Jharkhand (Rural)
 - 23 Karnataka (Banglore & other Cities)
 - 24 Karnataka (Area under Village Panchayat)
 - 25 Kerala
 - 26 Lakshadweep
 - 27 MP (Urban)
 - 28 MP (Rural)
 - 29 Maharashtra
 - 30 Maharashtra - Mumbai-(B.E.S.T)
 - 31 Maharashtra - Mumbai-(Reliance Energy)
 - 32 Maharashtra - Mumbai-(TATA's)
 - 33 Manipur
 - 34 Mizoram
 - 35 Meghalaya
 - 36 Nagaland
 - 37 Orissa
 - 38 Puducherry
 - 39 Punjab
 - 40 Rajasthan
 - 41 Sikkim
 - 42 Tamil Nadu
 - 43 Tripura
 - 44 Uttaranchal
 - 45 U. P. (Urban)
 - 46 U. P. (Rural)
 - 47 West Bengal (Urban)
 - 48 West Bengal (Rural)
 - 49 W. B. (Kolkata CESC)
 - 50 West Bengal-DPSC
 - 51 West Bengal (DPL)

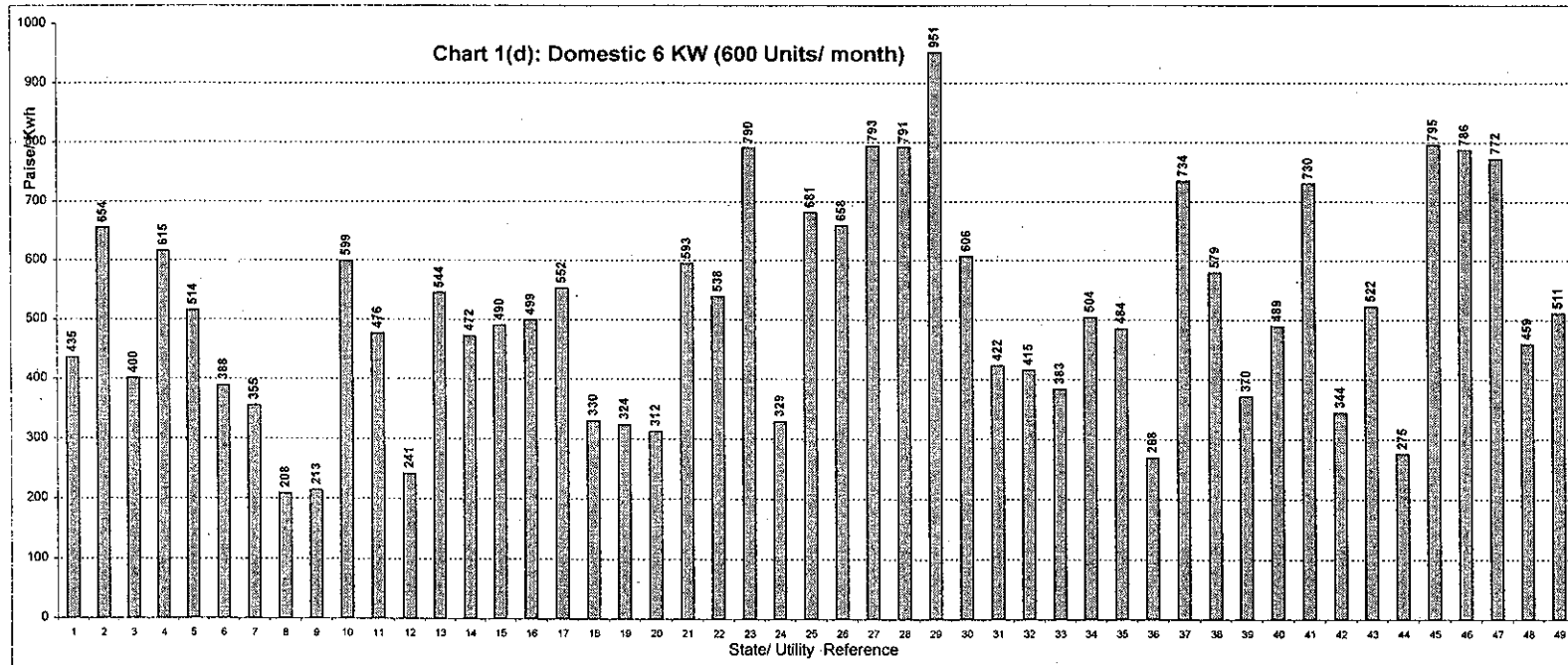
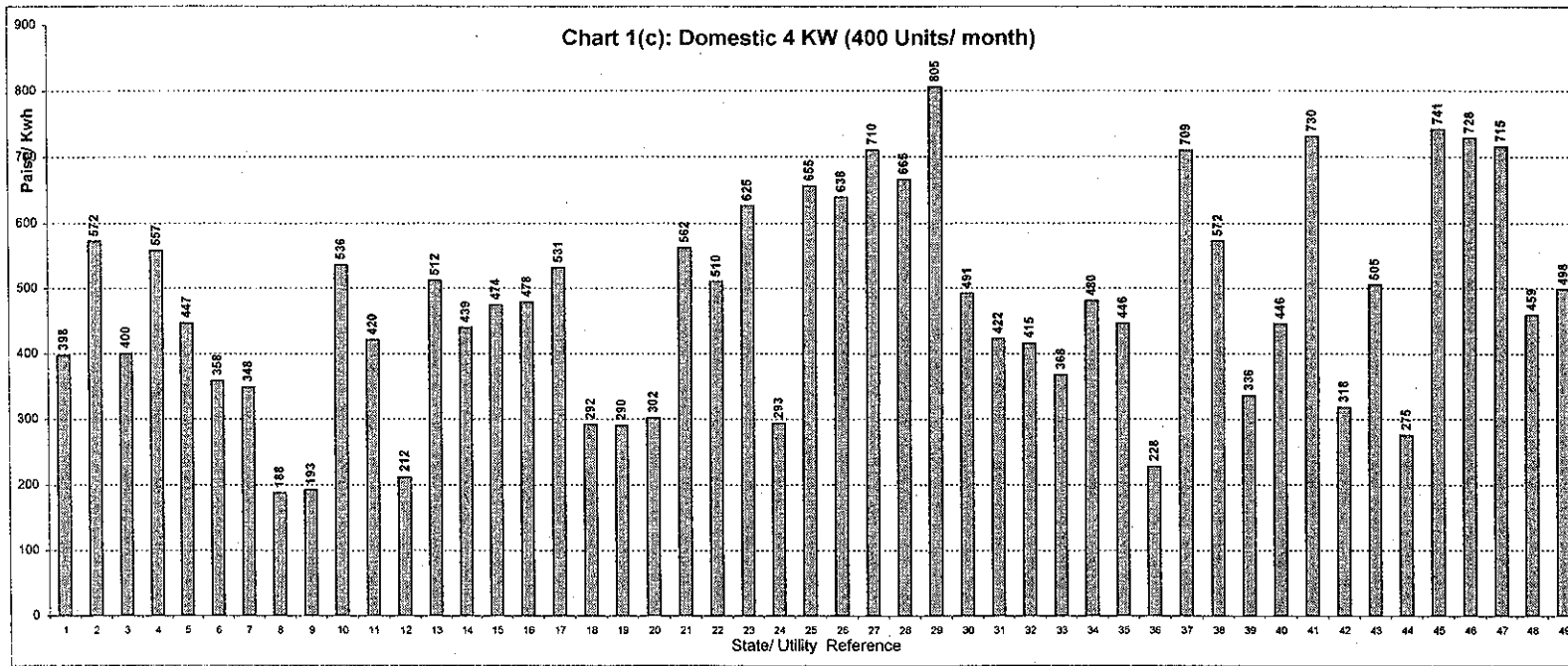


सारणी सं० 1(ग): घरेलू 4 कि०. वा०. (400 यूनिट/माह)
TABLE NO.1(c): DOMESTIC 4 KW (400 Units/Month)

क्रमांक Sr. No.	युटिलिटी का नाम	Name of Utility	Tariff effective from	Av. Rate (P/KWh)	Duty/Tax (P/KWh)	Total (P/KWh)
1	अंडमान एण्ड निकोबार	Andaman & Nicobar Island	01.04.2013	398	0	398
2	आंध्र प्रदेश	Andhra Pradesh	01.04.2013	566	6	572
3	अरुणाचल प्रदेश	Arunachal Pradesh	01.04.2013	400	0	400
4	आसाम	Assam	01.12.2013	547	10	557
5	बिहार	Bihar	01.04.2013	421	25	447
6	चंडीगढ़	Chandigarh	01.04.2013	349	9	358
7	छत्तीस गढ़	Chhattishgarh	01.08.2013	323	26	348
8	दादरा एवं नागर हवेली	Dadra & Nagar Haveli	01.04.2013	188	0	188
9	दमन एवं दिव	Daman & Diu	01.04.2013	193	0	193
10	दिल्ली-(बी.वह.पी.एल./बी.आर.पी.एल./एन.डी.पी.ए.)	Delhi-(BYPL/BRPL/NDPL-TPDDL)	01.08.2013	510	26	536
11	दिल्ली-(एन.डी.एम.सी.)	Delhi-(NDMC)	01.08.2013	400	20	420
12	गोवा	Goa	01.04.2013	192	20	212
13	गुजरात	Gujarat (Urban Areas)	01.04.2013	445	67	512
		(Rural Areas)		409	31	439
14	गुजरात-(टोरेन्ट पावर लि०, अहमदाबाद)	Gujarat-(Torrent Power Ltd., Ahmedabad)	01.04.2013	412	62	474
15	गुजरात-(टोरेन्ट पावर लि०, सुरत)	Gujarat-(Torrent Power Ltd., Surat)	01.04.2013	416	62	478
16	हरियाणा	Haryana	01.04.2013	516	15	531
17	हिमाचल प्रदेश	Himachal Pradesh	01.04.2013	283	8	292
18	जम्मू व कश्मीर	Jammu & Kashmir	01.04.2013	239	52	290
19	झारखंड	Jharkhand	01.08.2012	280	22	302
20	कर्नाटक	Karnataka	01.05.2013			
		Bruhat Bangalore Mahangara Palike, Municipal Corp. & all Urban		530	32	562
		Areas under Village Panchayats		481	29	510
21	केरल	Kerala	01.05.2013	570	55	625
22	लक्षद्वीप	Lakshadweep	01.04.2013	293	0	293
23	मध्य प्रदेश	Madhya Pradesh (Urban Areas)	01.04.2013	581	74	655
		(Rural Areas)		566	72	638
24	महाराष्ट्र	Maharashtra	01.08.2012	617	93	710
25	महाराष्ट्र-मुंबई-(बी.ई.एस.टी.)	Maharashtra - Mumbai-(B.E.S.T)	01.09.2013	565	100	665
26	महाराष्ट्र-मुंबई-(रिलायंस एनर्जी)	Maharashtra - Mumbai-(Reliance Energy)	01.09.2013	687	118	805
27	महाराष्ट्र-मुंबई-(टाटा)	Maharashtra - Mumbai-(TATA's)	01.07.2013	414	77	491
28	मणिपुर	Manipur	01.09.2012	420	2	422
29	मिजोरम	Mizoram	01.08.2012	415	0	415
30	मेघालय	Meghalaya	01.04.2013	363	5	368
31	नागालैंड	Nagaland	01.04.2013	480	0	480
32	उड़ीसा	Orissa	01.04.2013	429	17	446
33	पुदुचेरी	Puducherry	01.04.2013	228	0	228
34	पंजाब	Punjab	01.04.2013	627	82	709
35	राजस्थान	Rajasthan	07.06.2013	517	55	572
36	सिक्किम	Sikkim	01.04.2013	336	0	336
37	तमिल नाडु	Tamil Nadu	21.06.2013	446	0	446
38	त्रिपुरा	Tripura	01.04.2013	730	0	730
39	उत्तराखंड	Uttarakhand	01.05.2013	303	15	318
40	उत्तर प्रदेश	Uttar Pradesh (URBAN)	10.06.2013	500	5	505
		(RURAL)		270	5	275
41	पश्चिम बंगाल	West Bengal (URBAN)	01.04.2013	674	67	741
		(RURAL)		662	66	728
42	पश्चिम बंगाल-कोलकता-(सी.ई.एस.सी.)	West Bengal - (CESC Ltd., Kolkata)	01.04.2013	650	65	715
43	पश्चिम बंगाल-(डी.पी.एस.सी.)	West Bengal - (DPSC Ltd.)	01.04.2013	417	42	459
44	पश्चिम बंगाल-दुर्गापुर परियोजना	West Bengal-Durgapur Projects Ltd.	01.04.2013	452	45	498

सारणी सं० 1(घ): घरेलू 6 कि०. वा०. (600 यूनिट/माह)
TABLE NO.1(d): DOMESTIC 6 KW (600 Units/Month)

क्रमांक Sr. No.	युटिलिटी का नाम	Name of Utility	Tariff effective from	Av. Rate (P/KWh)	Duty/Tax (P/KWh)	Total (P/KWh)
1	अंडमान एण्ड निकोबार	Andaman & Nicobar Island	01.04.2013	435	0	435
2	आंध्र प्रदेश	Andhra Pradesh	01.04.2013	648	6	654
3	अरुणाचल प्रदेश	Arunachal Pradesh	01.04.2013	400	0	400
4	आसाम	Assam	01.12.2013	605	10	615
5	बिहार	Bihar	01.04.2013	485	29	514
6	चंडीगढ़	Chandigarh	01.04.2013	379	9	388
7	छत्तीस गढ़	Chhattishgarh	01.08.2013	328	26	355
8	दादरा एवं नागर हवेली	Dadra & Nagar Haveli	01.04.2013	208	0	208
9	दमन एवं दिव	Daman & Diu	01.04.2013	213	0	213
10	दिल्ली-(बी.वाइ.पी.एल./बी.आर.पी.एल./एन.डी.पी.ए.)	Delhi-(BYPL/BRPL/NDPL-TPDDL)	01.08.2013	570	29	599
11	दिल्ली-(एन.डी.एम.सी.)	Delhi-(NDMC)	01.08.2013	453	23	476
12	गोवा	Goa	01.04.2013	221	20	241
13	गुजरात	Gujarat (Urban Areas)	01.04.2013	473	71	544
		(Rural Areas)		439	33	472
14	गुजरात-(टोरेन्ट पावर लि०, अहमदाबाद)	Gujarat-(Torrent Power Ltd., Ahmedabad)	01.04.2013	426	64	490
15	गुजरात-(टोरेन्ट पावर लि०, सुरत)	Gujarat-(Torrent Power Ltd., Surat)	01.04.2013	434	65	499
16	हरियाणा	Haryana	01.04.2013	537	15	552
17	हिमाचल प्रदेश	Himachal Pradesh	01.04.2013	320	10	330
18	जम्मू व कश्मीर	Jammu & Kashmir	01.04.2013	266	58	324
19	झारखंड	Jharkhand	01.08.2012	290	22	312
20	कर्नाटक	Karnataka	01.05.2013			
		Bruhat Bangalore Mahangara Palike, Municipal Corp. & all Urban		560	34	593
		Areas under Village Panchayats		508	30	538
21	केरल	Kerala	01.05.2013	720	70	790
22	लक्षद्वीप	Lakshadweep	01.04.2013	329	0	329
23	मध्य प्रदेश	Madhya Pradesh (Urban Areas)	01.04.2013	600	81	681
		(Rural Areas)		580	78	658
24	महाराष्ट्र	Maharashtra	01.08.2012	690	103	793
25	महाराष्ट्र-मुम्बई-(बी.ई.एस.टी.)	Maharashtra - Mumbai-(B.E.S.T)	01.09.2013	675	116	791
26	महाराष्ट्र-मुम्बई-(रिलायंस एनर्जी)	Maharashtra - Mumbai-(Reliance Energy)	01.09.2013	814	137	951
27	महाराष्ट्र-मुम्बई-(टाटा)	Maharashtra - Mumbai-(TATA's)	01.07.2013	514	92	606
28	मणीपुर	Manipur	01.09.2012	420	2	422
29	मिजोरम	Mizoram	01.08.2012	415	0	415
30	मेघालय	Meghalaya	01.04.2013	378	5	383
31	नागालैंड	Nagaland	01.04.2013	504	0	504
32	उड़ीसा	Orissa	01.04.2013	466	19	484
33	पुदुचेरी	Puducherry	01.04.2013	268	0	268
34	पंजाब	Punjab	01.04.2013	650	84	734
35	राजस्थान	Rajasthan	07.06.2013	524	55	579
36	सिक्किम	Sikkim	01.04.2013	370	0	370
37	तमिल नाडु	Tamil Nadu	21.06.2013	489	0	489
38	त्रिपुरा	Tripura	01.04.2013	730	0	730
39	उत्तराखंड	Uttarakhand	01.05.2013	329	15	344
40	उत्तर प्रदेश	Uttar Pradesh (URBAN)	10.06.2013	517	5	522
		(RURAL)		270	5	275
41	पश्चिम बंगाल	West Bengal (URBAN)	01.04.2013	723	72	795
		(RURAL)		715	71	786
42	पश्चिम बंगाल-कोलकता-(सी.ई.एस.सी.)	West Bengal - (CESC Ltd., Kolkata)	01.04.2013	702	70	772
43	पश्चिम बंगाल-(डी.पी.एस.सी.)	West Bengal - (DPSC Ltd.)	01.04.2013	417	42	459
44	पश्चिम बंगाल-दुर्गापुर परियोजना	West Bengal-Durgapur Projects Ltd.	01.04.2013	464	46	511



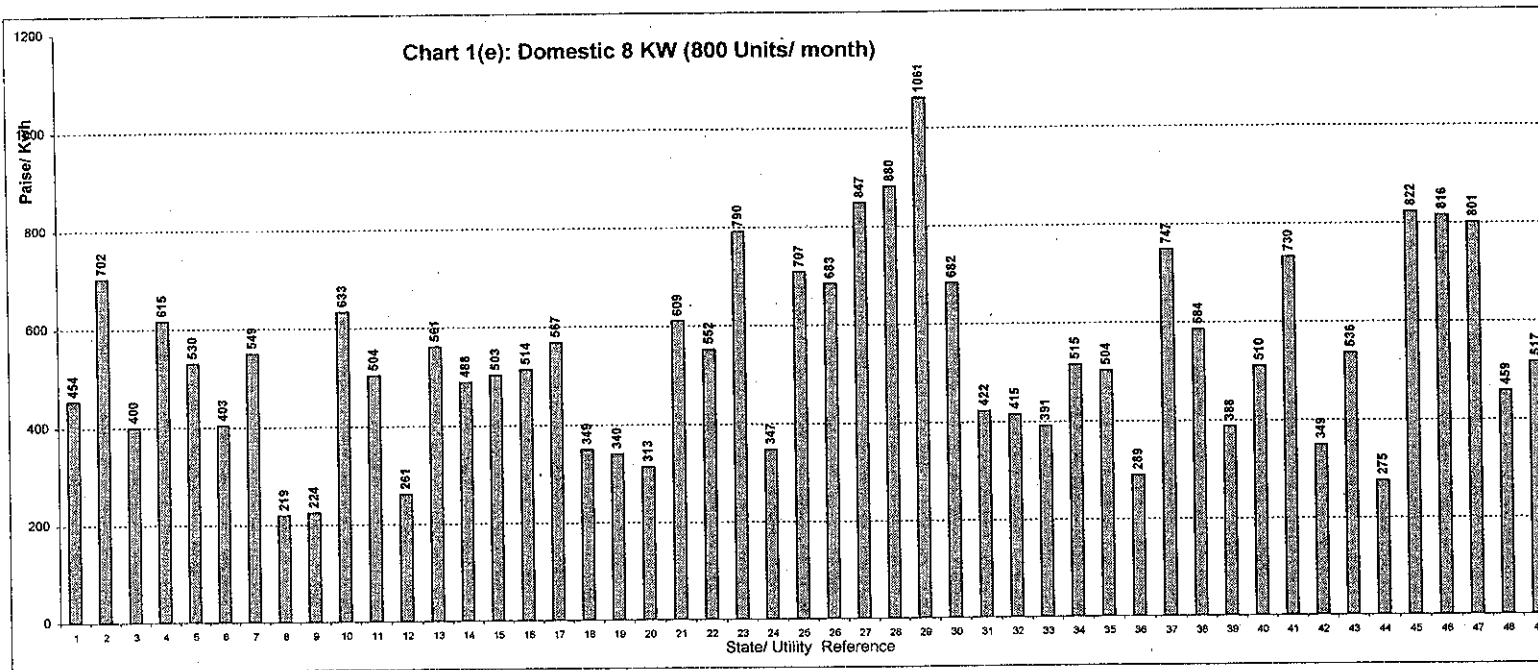
- Index of States
- 1 A&N Island
 - 2 Andhra Pradesh
 - 3 Arunachal Pradesh
 - 4 Assam
 - 5 Bihar
 - 6 Chandigarh
 - 7 Chhattishgarh
 - 8 Dadr&Ngr Haveli
 - 9 Daman & Diu
 - 10 Delhi (BSES/NDPL)
 - 11 Delhi (NDMC)
 - 12 Goa
 - 13 Gujarat (Urban)
 - 14 Gujarat (Rural)
 - 15 Gujarat (Ahmadabad)
 - 16 Gujarat (Surat)
 - 17 Haryana
 - 18 Himachal Pradesh
 - 19 Jammu & Kashmir
 - 20 Jharkhand
 - 21 Karnataka (Banglore & other Cities)
 - 22 Karnataka (Area under Village Panchayat)
 - 23 Kerala
 - 24 Lakshadweep
 - 25 MP (Urban)
 - 26 MP (Rural)
 - 27 Maharashtra
 - 28 Maharashtra - Mumbai- (B.E.S.T)
 - 29 Maharashtra - Mumbai- (Reliance Energy)
 - 30 Maharashtra - Mumbai- (TATA's)
 - 31 Manipur
 - 32 Mizoram
 - 33 Meghalaya
 - 34 Nagaland
 - 35 Orissa
 - 36 Puducherry
 - 37 Punjab
 - 38 Rajasthan
 - 39 Sikkim
 - 40 Tamil Nadu
 - 41 Tripura
 - 42 Uttaranchal
 - 43 U. P. (Urban)
 - 44 U. P. (Rural)
 - 45 West Bengal (Urban)
 - 46 West Bengal (Rural)
 - 47 W. B. (Kolkata CESC)
 - 48 West Bengal-DPSC
 - 49 West Bengal (DPL)

सारणी सं० 1(ड): घरेलू 8 कि०. वा०. (800 यूनिट/माह)
TABLE NO.1(e): DOMESTIC 8 KW (800 Units/Month)

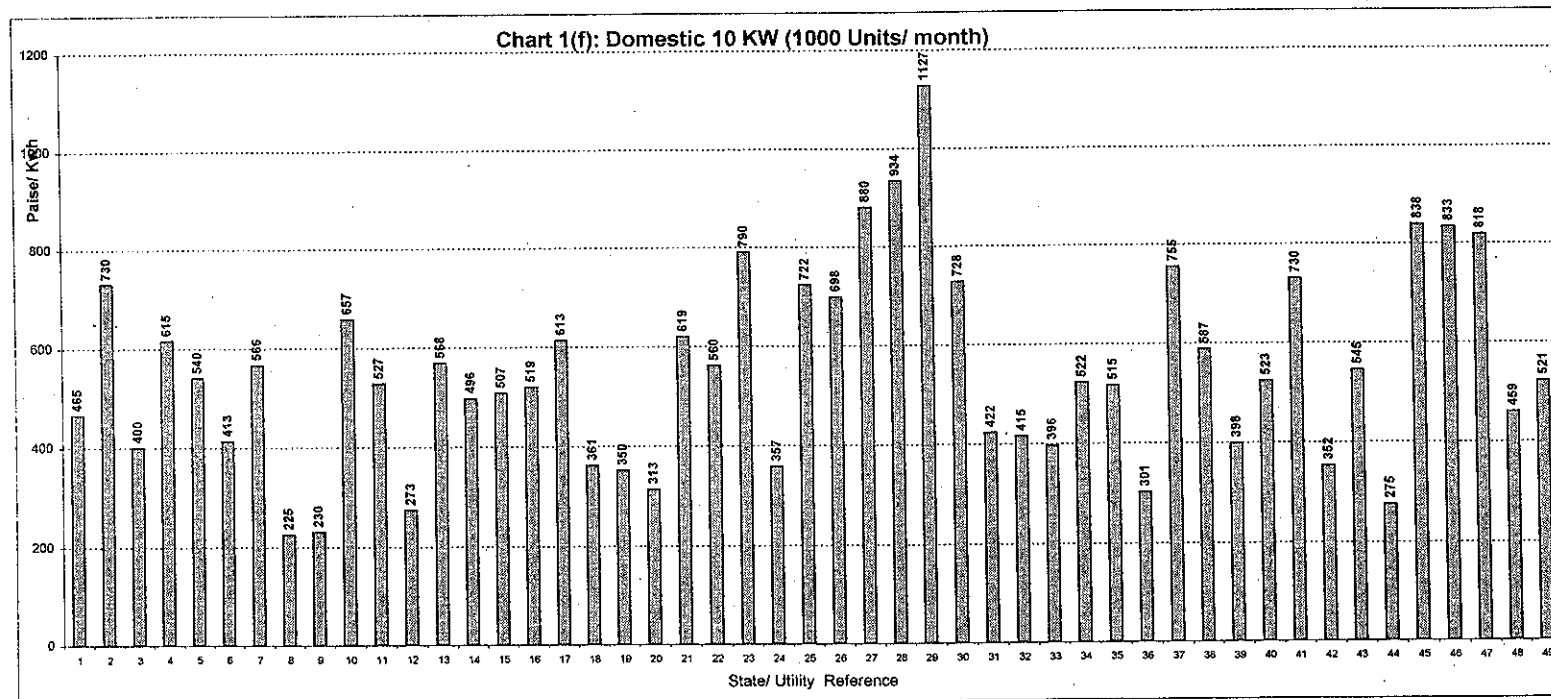
क्रमांक Sr. No.	युटिलिटी का नाम	Name of Utility	Tariff effective from	Av. Rate (P/KWh)	Duty/Tax (P/KWh)	Total (P/KWh)
1	अंडमान एण्ड निकोबार	Andaman & Nicobar Island	01.04.2013	454	0	454
2	आंध्र प्रदेश	Andhra Pradesh	01.04.2013	696	6	702
3	अरुणाचल प्रदेश	Arunachal Pradesh	01.04.2013	400	0	400
4	आसाम	Assam	01.12.2013	605	10	615
5	बिहार	Bihar	01.04.2013	500	30	530
6	चंडीगढ़	Chandigarh	01.04.2013	394	9	403
7	छत्तीस गढ़	Chhattishgarh	01.08.2013	509	41	549
8	दादरा एवं नागर हवेली	Dadra & Nagar Haveli	01.04.2013	219	0	219
9	दमन एवं दिव	Daman & Diu	01.04.2013	224	0	224
10	दिल्ली-(बी.वाइ.पी.एल./बी.आर.पी.एल./एन.डी.पी.ए.)	Delhi-(BYPL/BRPL/NDPL-TPDDL)	01.08.2013	603	30	633
11	दिल्ली-(एन.डी.एम.सी.)	Delhi-(NDMC)	01.08.2013	480	24	504
12	गोवा	Goa	01.04.2013	241	20	261
13	गुजरात	Gujarat (Urban Areas)	01.04.2013	488	73	561
		(Rural Areas)		454	34	488
14	गुजरात-(टोरेन्ट पावर लि०, अहमदाबाद)	Gujarat-(Torrent Power Ltd., Ahmedabad)	01.04.2013	437	66	503
15	गुजरात-(टोरेन्ट पावर लि०, सुरत)	Gujarat-(Torrent Power Ltd., Surat)	01.04.2013	447	67	514
16	हरियाणा	Haryana	01.04.2013	552	15	567
17	हिमाचल प्रदेश	Himachal Pradesh	01.04.2013	339	10	349
18	जम्मू व कश्मीर	Jammu & Kashmir	01.04.2013	279	61	340
19	झारखंड	Jharkhand	01.08.2012	290	23	313
20	कर्नाटक	Karnataka	01.05.2013			
		Bruhat Bangalore Mahangara Palike, Municipal Corp.& all Urban Areas under Village Panchayats		575	34	609
				521	31	552
21	केरल	Kerala	01.05.2013	720	70	790
22	लक्षद्वीप	Lakshadweep	01.04.2013	347	0	347
23	मध्य प्रदेश	Madhya Pradesh (Urban Areas)	01.04.2013	620	86	707
		(Rural Areas)		600	83	683
24	महाराष्ट्र	Maharashtra	01.08.2012	737	111	847
25	महाराष्ट्र-मुम्बई-(बी.ई.एस.टी.)	Maharashtra - Mumbai-(B.E.S.T)	01.09.2013	752	128	880
26	महाराष्ट्र-मुम्बई-(रिलायंस एनर्जी)	Maharashtra - Mumbai-(Reliance Energy)	01.09.2013	910	151	1061
27	महाराष्ट्र-मुम्बई-(टाटा)	Maharashtra - Mumbai-(TATA's)	01.07.2013	580	102	682
28	मणीपुर	Manipur	01.09.2012	420	2	422
29	मिजोरम	Mizoram	01.08.2012	415	0	415
30	मेघालय	Meghalaya	01.04.2013	386	5	391
31	नागालैंड	Nagaland	01.04.2013	515	0	515
32	उड़ीसा	Orissa	01.04.2013	484	19	504
33	पुदुचेरी	Puducherry	01.04.2013	289	0	289
34	पंजाब	Punjab	01.04.2013	661	86	747
35	राजस्थान	Rajasthan	07.06.2013	529	55	584
36	सिक्किम	Sikkim	01.04.2013	388	0	388
37	तमिल नाडु	Tamil Nadu	21.06.2013	510	0	510
38	त्रिपुरा	Tripura	01.04.2013	730	0	730
39	उत्तराखंड	Uttarakhand	01.05.2013	334	15	349
40	उत्तर प्रदेश	Uttar Pradesh (URBAN)	10.06.2013	531	5	536
		(RURAL)		270	5	275
41	पश्चिम बंगाल	West Bengal (URBAN)	01.04.2013	747	75	822
		(RURAL)		741	74	816
42	पश्चिम बंगाल-कोलकता-(सी.ई.एस.सी.)	West Bengal - (CESC Ltd., Kolkata)	01.04.2013	728	73	801
43	पश्चिम बंगाल-(डी.पी.एस.सी.)	West Bengal - (DPSC Ltd.)	01.04.2013	417	42	459
44	पश्चिम बंगाल-दुर्गापुर परियोजना	West Bengal-Durgapur Projects Ltd.	01.04.2013	470	47	517

सारणी सं० 1(च): घरेलू 10 कि०. वा०. (1000 यूनिट/माह)
TABLE NO.1(f): DOMESTIC 10 KW (1000 Units/Month)

क्रमांक Sr. No.	युटिलिटी का नाम	Name of Utility	Tariff effective from	Av. Rate (P/KWh)	Duty/Tax (P/KWh)	Total (P/KWh)
1	अंडमान एण्ड निकोबार	Andaman & Nicobar Island	01.04.2013	465	0	465
2	आंध्र प्रदेश	Andhra Pradesh	01.04.2013	724	6	730
3	अरुणाचल प्रदेश	Arunachal Pradesh	01.04.2013	400	0	400
4	आसाम	Assam	01.12.2013	605	10	615
5	बिहार	Bihar	01.04.2013	509	31	540
6	चंडीगढ़	Chandigarh	01.04.2013	404	9	413
7	छत्तीस गढ़	Chhattishgarh	01.08.2013	524	42	566
8	दादरा एवं नागर हवेली	Dadra & Nagar Haveli	01.04.2013	225	0	225
9	दमन एवं दिव	Daman & Diu	01.04.2013	230	0	230
10	दिल्ली-(बी.वाइ.पी.एल./बी.आर.पी.एल./एन.डी.पी.ए.)	Deihi-(BYPL/BRPL/NDPL-TPDDL)	01.08.2013	626	31	657
11	दिल्ली-(एन.डी.एम.सी.)	Delhi-(NDMC)	01.08.2013	502	25	527
12	गोवा	Goa	01.04.2013	253	20	273
13	गुजरात	Gujarat (Urban Areas)	01.04.2013	494	74	568
		(Rural Areas)		462	35	496
14	गुजरात-(टोरेन्ट पावर लि०, अहमदाबाद)	Gujarat-(Torrent Power Ltd., Ahmedabad)	01.04.2013	441	66	507
15	गुजरात-(टोरेन्ट पावर लि०, सुरत)	Gujarat-(Torrent Power Ltd., Surat)	01.04.2013	451	68	519
16	हरियाणा	Haryana	01.04.2013	598	15	613
17	हिमाचल प्रदेश	Himachal Pradesh	01.04.2013	350	11	361
18	जम्मू व कश्मीर	Jammu & Kashmir	01.04.2013	287	63	350
19	झारखंड	Jharkhand	01.08.2012	290	23	313
20	कर्नाटक	Karnataka	01.05.2013			
		Bruhat Bangalore Mahangara Palike, Municipal Corp. & all Urban		584	35	619
		Areas under Village Panchayats		529	32	560
21	केरल	Kerala	01.05.2013	720	70	790
22	लक्षद्वीप	Lakshadweep	01.04.2013	357	0	357
23	मध्य प्रदेश	Madhya Pradesh (Urban Areas)	01.04.2013	633	89	722
		(Rural Areas)		612	86	698
24	महाराष्ट्र	Maharashtra	01.08.2012	765	115	880
25	महाराष्ट्र-मुम्बई-(बी.ई.एस.टी.)	Maharashtra - Mumbai-(B.E.S.T)	01.09.2013	799	135	934
26	महाराष्ट्र-मुम्बई-(रिलायंस एनर्जी)	Maharashtra - Mumbai-(Reliance Energy)	01.09.2013	967	160	1127
27	महाराष्ट्र-मुम्बई-(टाटा)	Maharashtra - Mumbai-(TATA's)	01.07.2013	620	108	728
28	मणिपुर	Manipur	01.09.2012	420	2	422
29	मिजोरम	Mizoram	01.08.2012	415	0	415
30	मेघालय	Meghalaya	01.04.2013	391	5	396
31	नागालैंड	Nagaland	01.04.2013	522	0	522
32	उड़ीसा	Orissa	01.04.2013	496	20	515
33	पुदुचेरी	Puducherry	01.04.2013	301	0	301
34	पंजाब	Punjab	01.04.2013	668	87	755
35	राजस्थान	Rajasthan	07.06.2013	532	55	587
36	सिक्किम	Sikkim	01.04.2013	398	0	398
37	तमिल नाडु	Tamil Nadu	21.06.2013	523	0	523
38	त्रिपुरा	Tripura	01.04.2013	730	0	730
39	उत्तराखंड	Uttarakhand	01.05.2013	337	15	352
40	उत्तर प्रदेश	Uttar Pradesh (URBAN)	10.06.2013	540	5	545
		(RURAL)		270	5	275
41	पश्चिम बंगाल	West Bengal (URBAN)	01.04.2013	762	76	838
		(RURAL)		757	76	833
42	पश्चिम बंगाल-कोलकता-(सी.ई.एस.सी.)	West Bengal - (CESC Ltd., Kolkata)	01.04.2013	744	74	818
43	पश्चिम बंगाल-(डी.पी.एस.सी.)	West Bengal - (DPSC Ltd.)	01.04.2013	417	42	459
44	पश्चिम बंगाल-दुर्गापुर परियोजना	West Bengal-Durgapur Projects Ltd.	01.04.2013	474	47	521



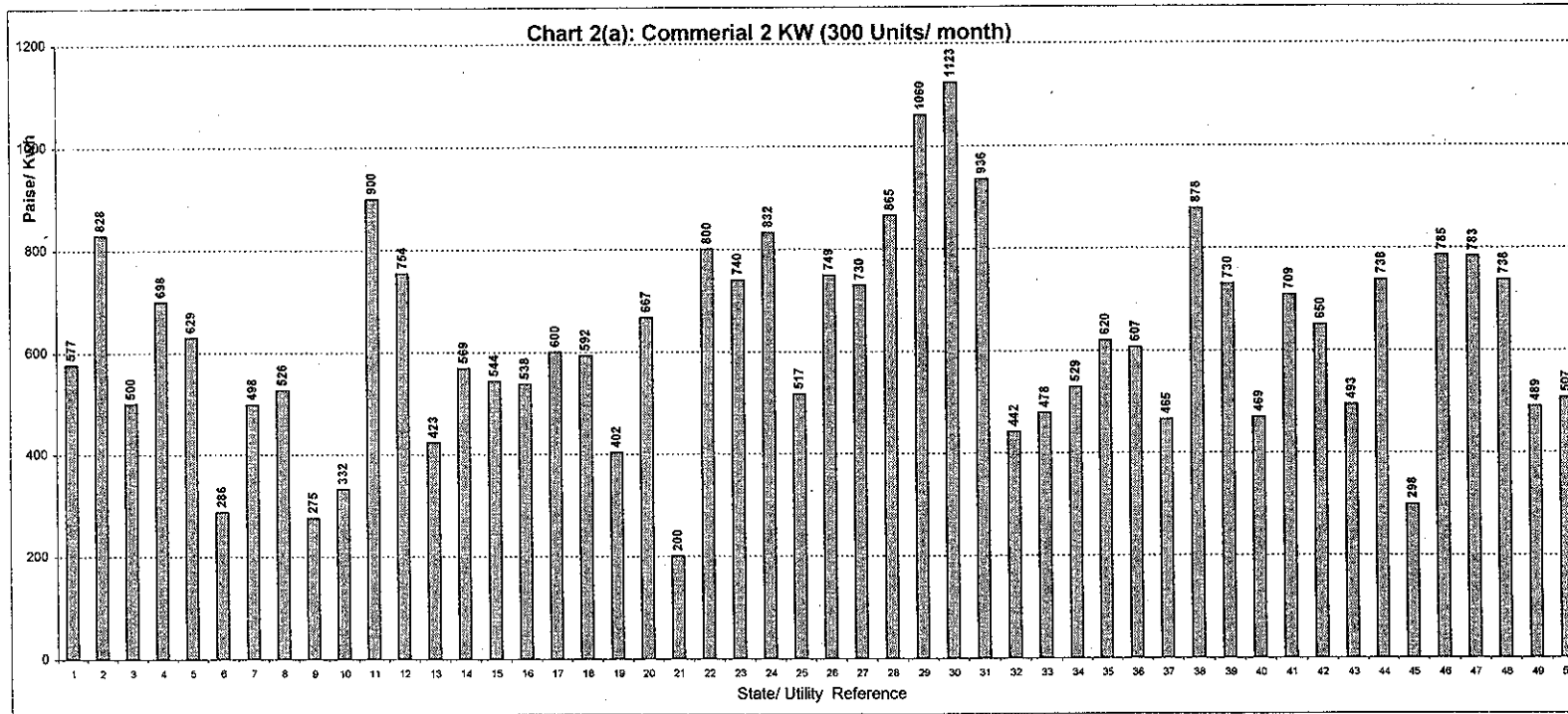
- Index of States
- 1 A&N Island
 - 2 Andhra Pradesh
 - 3 Arunachal Pradesh
 - 4 Assam
 - 5 Bihar
 - 6 Chandigarh
 - 7 Chhattishgarh
 - 8 Dadr&Ngr Haveli
 - 9 Daman & Diu
 - 10 Delhi (BSES/NDPL)
 - 11 Delhi (NDMC)
 - 12 Goa
 - 13 Gujarat (Urban)
 - 14 Gujarat (Rural)
 - 15 Gujarat (Ahmadabad)
 - 16 Gujarat (Surat)
 - 17 Haryana
 - 18 Himachal Pradesh
 - 19 Jammu & Kashmir
 - 20 Jharkhand
 - 21 Karnataka (Banglore & other Cities)
 - 22 Karnataka (Area under Village Panchayat)
 - 23 Kerala
 - 24 Lakshadweep
 - 25 MP (Urban)
 - 26 MP (Rural)
 - 27 Maharashtra
 - 28 Maharashtra - Mumbai-(B.E.S.T)
 - 29 Maharashtra - Mumbai-(Reliance Energy
 - 30 Maharashtra - Mumbai-(TATA's
 - 31 Manipur
 - 32 Mizoram
 - 33 Meghalaya
 - 34 Nagaland
 - 35 Orissa
 - 36 Puducherry
 - 37 Punjab
 - 38 Rajasthan
 - 39 Sikkim
 - 40 Tamil Nadu
 - 41 Tripura
 - 42 Uttaranchal
 - 43 U. P. (Urban)
 - 44 U. P. (Rural)
 - 45 West Bengal (Urban)
 - 46 West Bengal (Rural)
 - 47 W. B. (Kolkata CESC)
 - 48 West Bengal-DPSC
 - 49 West Bengal (DPL)



सारणी सं० 2 (क): वाणिज्यिक 2 कि०. वा०. (300 यूनिट/माह)

TABLE NO.2(a): COMMERCIAL 2 KW (300 Units/Month)

क्रमांक Sr. No.	युटिलिटी का नाम	Name of Utility	Tariff effective from	Av. Rate (P/KWh)	Duty/Tax (P/KWh)	Total (P/KWh)
1	अंडमान एण्ड निकोबार	Andaman & Nicobar Island	01.04.2013	577	0	577
2	आंध्र प्रदेश	Andhra Pradesh	01.04.2013	822	6	828
3	अरुणाचल प्रदेश	Arunachal Pradesh	01.04.2013	500	0	500
4	आसाम	Assam	01.12.2013	688	10	698
5	बिहार (शहरी क्षेत्र)	Bihar (Urban Areas)	01.04.2013	593	36	629
	(ग्रामीण क्षेत्र)	(Rural Areas)		270	16	286
6	चंडीगढ़	Chandigarh	01.04.2013	487	11	498
7	छत्तीस गढ़	Chhattishgarh	01.08.2013	470	56	526
8	दादरा एवं नागर हवेली	Dadra & Nagar Haveli	01.04.2013	275	0	275
9	दमन एवं दिव	Daman & Diu	01.04.2013	332	0	332
10	दिल्ली-(बी.वाइ.पी.एल./बी.आर.पी.एल./एन.डी.पी.ए)	Delhi-(BYPL/BRPL/NDPL-TPDDL)	01.08.2013	857	43	900
11	दिल्ली-(एन.डी.एम.सी.)	Delhi-(NDMC)	01.08.2013	718	36	754
12	गोवा	Goa	01.04.2013	353	70	423
13	गुजरात	Gujarat	01.04.2013	455	114	569
14	गुजरात-(टोरेन्ट पावर लि०, अहमदाबाद)	Gujarat-(Torrent Power Ltd., Ahmedabad)	01.04.2013	435	109	544
15	गुजरात-(टोरेन्ट पावर लि०, सुरत)	Gujarat-(Torrent Power Ltd., Surat)	01.04.2013	430	108	538
16	हरियाणा	Haryana	01.04.2013	585	15	600
17	हिमाचल प्रदेश	Himachal Pradesh	01.04.2013	548	44	592
18	जम्मू व कश्मीर	Jammu & Kashmir	01.04.2013	332	70	402
19	झारखंड	Jharkhand (Urban Areas)	01.08.2012	642	25	667
		(Rural Areas)		175	25	200
20	कर्नाटक	Karnataka	01.05.2013			
		Bruhat Bangalore Mahangara Palike, Municipal Corp. & all Urban		755	45	800
		Areas under Village Panchayats		698	42	740
21	केरल	Kerala	01.05.2013	760	72	832
22	लक्षद्वीप	Lakshadweep	01.04.2013	517	0	517
23	मध्य प्रदेश	Madhya Pradesh (Urban Areas)	01.04.2013	657	92	749
		(Rural Areas)		640	90	730
24	महाराष्ट्र	Maharashtra	01.08.2012	733	133	865
25	महाराष्ट्र-मुम्बई-(बी.ई.एस.टी.)	Maharashtra - Mumbai-(B.E.S.T)	01.09.2013	886	174	1060
26	महाराष्ट्र-मुम्बई-(रिलायंस एनर्जी)	Maharashtra - Mumbai-(Reliance Energy)	01.09.2013	940	183	1123
27	महाराष्ट्र-मुम्बई-(टाटा)	Maharashtra - Mumbai-(TATA's)	01.07.2013	780	156	936
28	मणिपुर	Manipur	01.09.2012	440	2	442
29	मिजोरम	Mizoram	01.08.2012	478	0	478
30	मेघालय	Meghalaya	01.04.2013	523	6	529
31	नागालैंड	Nagaland	01.04.2013	620	0	620
32	उड़ीसा	Orissa	01.04.2013	583	23	607
33	पुदुचेरी	Puducherry	01.04.2013	465	0	465
34	पंजाब	Punjab	01.04.2013	777	101	878
35	राजस्थान	Rajasthan	07.06.2013	665	65	730
36	सिक्किम	Sikkim	01.04.2013	469	0	469
37	तमिल नाडु	Tamil Nadu	21.06.2013	675	34	709
38	त्रिपुरा	Tripura	01.04.2013	650	0	650
39	उत्तराखंड	Uttarakhand	01.05.2013	478	15	493
40	उत्तर प्रदेश	Uttar Pradesh (URBAN)	10.06.2013	733	5	738
		(RURAL)		293	5	298
41	पश्चिम बंगाल	West Bengal (URBAN)	01.04.2013	714	71	785
		(RURAL)		712	71	783
42	पश्चिम बंगाल-कोलकता-(सी.ई.एस.सी.)	West Bengal - (CESC Ltd., Kolkata)	01.04.2013	671	67	738
43	पश्चिम बंगाल-(डी.पी.एस.सी.)	West Bengal - (DPSC Ltd.)	01.04.2013	445	44	489
44	पश्चिम बंगाल-दुर्गापुर परियोजना	West Bengal-Durgapur Projects Ltd.	01.04.2013	461	46	507



- Index of States
- 1 A&N Island
 - 2 Andhra Pradesh
 - 3 Arunachal Pradesh
 - 4 Assam
 - 5 Bihar (Urban)
 - 6 Bihar (Rural)
 - 7 Chandigarh
 - 8 Chhattishgarh
 - 9 Dadr&Ngr Haveli
 - 10 Daman & Diu
 - 11 Delhi (BSES/NDPL)
 - 12 Delhi (NDMC)
 - 13 Goa
 - 14 Gujarat
 - 15 Gujarat (Ahmadabad)
 - 16 Gujarat (Surat)
 - 17 Haryana
 - 18 Himachal Pradesh
 - 19 Jammu & Kashmir
 - 20 Jharkhand (Urban)
 - 21 Jharkhand (Rural)
 - 22 Kamataka (Banglore & other Cities)
 - 23 Karnataka (Area under Village Panchayat)
 - 24 Kerala
 - 25 Lakshadweep
 - 26 MP (Urban)
 - 27 MP (Rural)
 - 28 Maharashtra
 - 29 Maharashtra - Mumbai-(B.E.S.T)
 - 30 Maharashtra - Mumbai-(Reliance Energy
 - 31 Maharashtra - Mumbai-(TATA's)
 - 32 Manipur
 - 33 Mizoram
 - 34 Meghalaya
 - 35 Nagaland
 - 36 Orissa
 - 37 Puduchery
 - 38 Punjab
 - 39 Rajasthan
 - 40 Sikkim
 - 41 Tamil Nadu
 - 42 Tripura
 - 43 Uttaranchal
 - 44 U. P. (Urban)
 - 45 U. P. (Rural)
 - 46 West Bengal (Urban)
 - 47 West Bengal (Rural)
 - 48 W. B. (Kolkata CESC)
 - 49 West Bengal-DPSC
 - 50 West Bengal (DPL)

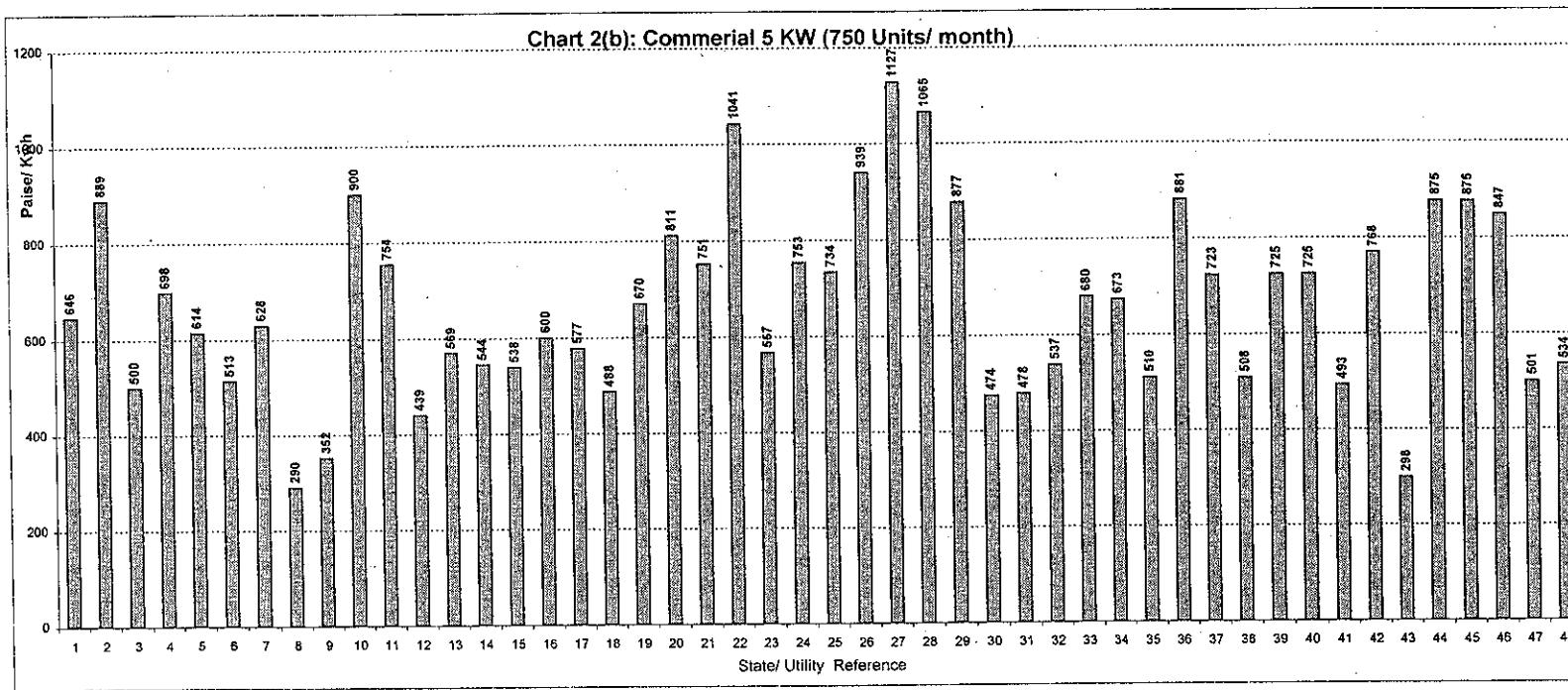
सारणी सं० 2 (ख): वाणिज्यिक 5 कि०. वा०. (750 यूनिट/माह)

TABLE NO.2(b): COMMERCIAL 5 KW (750 Units/Month)

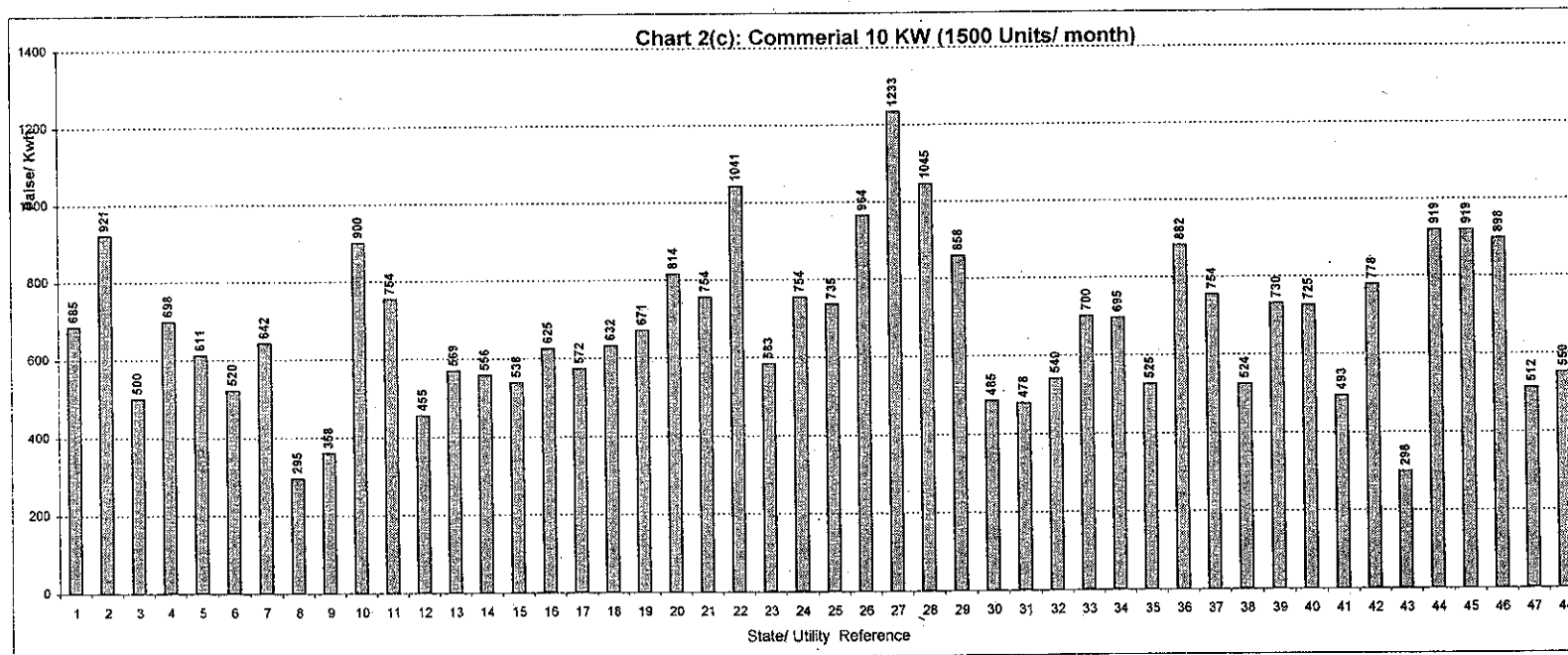
क्रमांक Sr. No.	युटिलिटी का नाम	Name of Utility	Tariff effective from	Av. Rate (P/KWh)	Duty/Tax (P/KWh)	Total (P/KWh)
1	अंडमान एण्ड निकोबार	Andaman & Nicobar Island	01.04.2013	646	0	646
2	आंध्र प्रदेश	Andhra Pradesh	01.04.2013	883	6	889
3	अरुणाचल प्रदेश	Arunachal Pradesh	01.04.2013	500	0	500
4	आसाम	Assam	01.12.2013	688	10	698
5	बिहार	Bihar	01.04.2013	579	35	614
6	चंडीगढ़	Chandigarh	01.04.2013	502	11	513
7	छत्तीस गढ़	Chhattishgarh	01.08.2013	561	67	628
8	दादरा एवं नागर हवेली	Dadra & Nagar Haveli	01.04.2013	290	0	290
9	दमन एवं दिव	Daman & Diu	01.04.2013	352	0	352
10	दिल्ली-(बी.वाइ.पी.एल./बी.आर.पी.एल./एन.डी.पी.ए)	Delhi-(BYPL/BRPL/NDPL-TPDDL)	01.08.2013	857	43	900
11	दिल्ली-(एन.डी.एम.सी.)	Delhi-(NDMC)	01.08.2013	718	36	754
12	गोवा	Goa	01.04.2013	369	70	439
13	गुजरात	Gujarat	01.04.2013	455	114	569
14	गुजरात-(टोरेंट पावर लि०, अहमदाबाद)	Gujarat-(Torrent Power Ltd., Ahmedabad)	01.04.2013	435	109	544
15	गुजरात-(टोरेंट पावर लि०, सुरत)	Gujarat-(Torrent Power Ltd., Surat)	01.04.2013	430	108	538
16	हरियाणा	Haryana	01.04.2013	585	15	600
17	हिमाचल प्रदेश	Himachal Pradesh	01.04.2013	534	43	577
18	जम्मू व कश्मीर	Jammu & Kashmir	01.04.2013	401	87	488
19	झारखंड	Jharkhand	01.08.2012	642	28	670
20	कर्नाटक	Karnataka	01.05.2013			
		Bruhat Bangalore Mahangara Palike, Municipal Corp.& all Urban Areas under Village Panchayats		765	46	811
				708	43	751
21	केरल	Kerala	01.05.2013	950	91	1041
22	लक्षद्वीप	Lakshadweep	01.04.2013	567	0	567
23	मध्य प्रदेश	Madhya Pradesh (Urban Areas)	01.04.2013	657	96	753
		(Rural Areas)		640	94	734
24	महाराष्ट्र	Maharashtra	01.08.2012	796	143	939
25	महाराष्ट्र-मुम्बई-(बी.ई.एस.टी.)	Maharashtra - Mumbai-(B.E.S.T)	01.09.2013	944	183	1127
26	महाराष्ट्र-मुम्बई-(रिलायंस एनर्जी)	Maharashtra - Mumbai-(Reliance Energy)	01.09.2013	890	174	1065
27	महाराष्ट्र-मुम्बई-(टाटा)	Maharashtra - Mumbai-(TATA's)	01.07.2013	730	147	877
28	मणीपुर	Manipur	01.09.2012	472	2	474
29	मिजोरम	Mizoram	01.08.2012	478	0	478
30	मेघालय	Meghalaya	01.04.2013	531	6	537
31	नागालैंड	Nagaland	01.04.2013	680	0	680
32	उड़ीसा	Orissa	01.04.2013	647	26	673
33	पुदुचेरी	Puducherry	01.04.2013	510	0	510
34	पंजाब	Punjab	01.04.2013	780	101	881
35	राजस्थान	Rajasthan	07.06.2013	658	65	723
36	सिक्किम	Sikkim	01.04.2013	508	0	508
37	तमिल नाडु	Tamil Nadu	21.06.2013	690	35	725
38	त्रिपुरा	Tripura	01.04.2013	725	0	725
39	उत्तराखंड	Uttarakhand	01.05.2013	478	15	493
40	उत्तर प्रदेश	Uttar Pradesh (URBAN)	10.06.2013	763	5	768
		(RURAL)		293	5	298
41	पश्चिम बंगाल	West Bengal	01.04.2013	778	97	875
		(RURAL)		777	97	875
42	पश्चिम बंगाल-कोलकता-(सी.ई.एस.सी.)	West Bengal - (CESC Ltd., Kolkata)	01.04.2013	753	94	847
43	पश्चिम बंगाल-(डी.पी.एस.सी.)	West Bengal - (DPSC Ltd.)	01.04.2013	445	56	501
44	पश्चिम बंगाल-दुर्गापुर परियोजना	West Bengal-Durgapur Projects Ltd.	01.04.2013	474	59	534

सारणी सं० 2 (ग): वाणिज्यिक 10 कि०. वा०. (1500 यूनिट/माह)
TABLE NO.2(c): COMMERCIAL 10 KW (1500 Units/Month)

क्रमांक Sr. No.	युटिलिटी का नाम	Name of Utility	Tariff effective from	Av. Rate (P/KWh)	Duty/Tax (P/KWh)	Total (P/KWh)
1	अंडेमान एण्ड निकोबार	Andaman & Nicobar Island	01.04.2013	685	0	685
2	आंध्र प्रदेश	Andhra Pradesh	01.04.2013	915	6	921
3	अरुणाचल प्रदेश	Arunachal Pradesh	01.04.2013	500	0	500
4	आसाम	Assam	01.12.2013	688	10	698
5	बिहार	Bihar	01.04.2013	576	35	611
6	चंडीगढ़	Chandigarh	01.04.2013	509	11	520
7	छत्तीस गढ़	Chhattishgarh	01.08.2013	573	69	642
8	दादरा एवं नागर हवेली	Dadra & Nagar Haveli	01.04.2013	295	0	295
9	दमन एवं दिव	Daman & Diu	01.04.2013	358	0	358
10	दिल्ली-(बी.वाइ.पी.एल./बी.आर.पी.एल./एन.डी.पी.ए.)	Delhi-(BYPL/BRPL/NDPL-TPDDL)	01.08.2013	857	43	900
11	दिल्ली-(एन.डी.एम.सी.)	Delhi-(NDMC)	01.08.2013	718	36	754
12	गोवा	Goa	01.04.2013	385	70	455
13	गुजरात	Gujarat	01.04.2013	455	114	569
14	गुजरात-(टोरेन्ट पावर लि०, अहमदाबाद)	Gujarat-(Torrent Power Ltd., Ahmedabad)	01.04.2013	445	111	556
15	गुजरात-(टोरेन्ट पावर लि०, सुरत)	Gujarat-(Torrent Power Ltd., Surat)	01.04.2013	430	108	538
16	हरियाणा	Haryana	01.04.2013	610	15	625
17	हिमाचल प्रदेश	Himachal Pradesh	01.04.2013	530	42	572
18	जम्मू व कश्मीर	Jammu & Kashmir	01.04.2013	518	113	632
19	झारखंड	Jharkhand	01.08.2012	642	29	671
20	कर्नाटक	Karnataka	01.05.2013			
		Bruhat Bangalore Mahangara Palike, Municipal Corp. & all Urban Areas		788	46	834
		Areas under Village Panchayats		712	43	755
21	केरल	Kerala	01.05.2013	950	91	1041
22	लक्षद्वीप	Lakshadweep	01.04.2013	583	0	583
23	मध्य प्रदेश	Madhya Pradesh (Urban Areas)	01.04.2013	657	97	754
		(Rural Areas)		640	95	735
24	महाराष्ट्र	Maharashtra	01.08.2012	817	147	964
25	महाराष्ट्र-मुम्बई-(बी.ई.एस.टी.)	Maharashtra - Mumbai-(B.E.S.T.)	01.09.2013	1034	199	1233
26	महाराष्ट्र-मुम्बई-(रिलायंस एनर्जी)	Maharashtra - Mumbai-(Reliance Energy)	01.09.2013	874	172	1046
27	महाराष्ट्र-मुम्बई-(टाटा)	Maharashtra - Mumbai-(TATA's)	01.07.2013	714	144	858
28	मणिपुर	Manipur	01.09.2012	483	2	485
29	मिजोरम	Mizoram	01.08.2012	478	0	478
30	मेघालय	Meghalaya	01.04.2013	534	6	540
31	नागालैंड	Nagaland	01.04.2013	700	0	700
32	उड़ीसा	Orissa	01.04.2013	669	27	696
33	पुदुचेरी	Puducherry	01.04.2013	525	0	525
34	पंजाब	Punjab	01.04.2013	780	101	881
35	राजस्थान	Rajasthan	07.06.2013	689	65	754
36	सिक्किम	Sikkim	01.04.2013	524	0	524
37	तमिल नाडु	Tamil Nadu	21.06.2013	695	35	730
38	त्रिपुरा	Tripura	01.04.2013	725	0	725
39	उत्तराखंड	Uttarakhand	01.05.2013	478	15	493
40	उत्तर प्रदेश	Uttar Pradesh (URBAN)	10.06.2013	773	5	778
		(RURAL)		293	5	298
41	पश्चिम बंगाल	West Bengal (URBAN)	01.04.2013	799	120	919
		(RURAL)		799	120	919
42	पश्चिम बंगाल-कोलकाता-(सी.ई.एस.सी.)	West Bengal - (CESC Ltd., Kolkata)	01.04.2013	780	117	897
43	पश्चिम बंगाल-(डी.पी.एस.सी.)	West Bengal - (DPSC Ltd.)	01.04.2013	445	67	512
44	पश्चिम बंगाल-दुर्गापुर परियोजना	West Bengal-Durgapur Projects Ltd.	01.04.2013	479	72	551

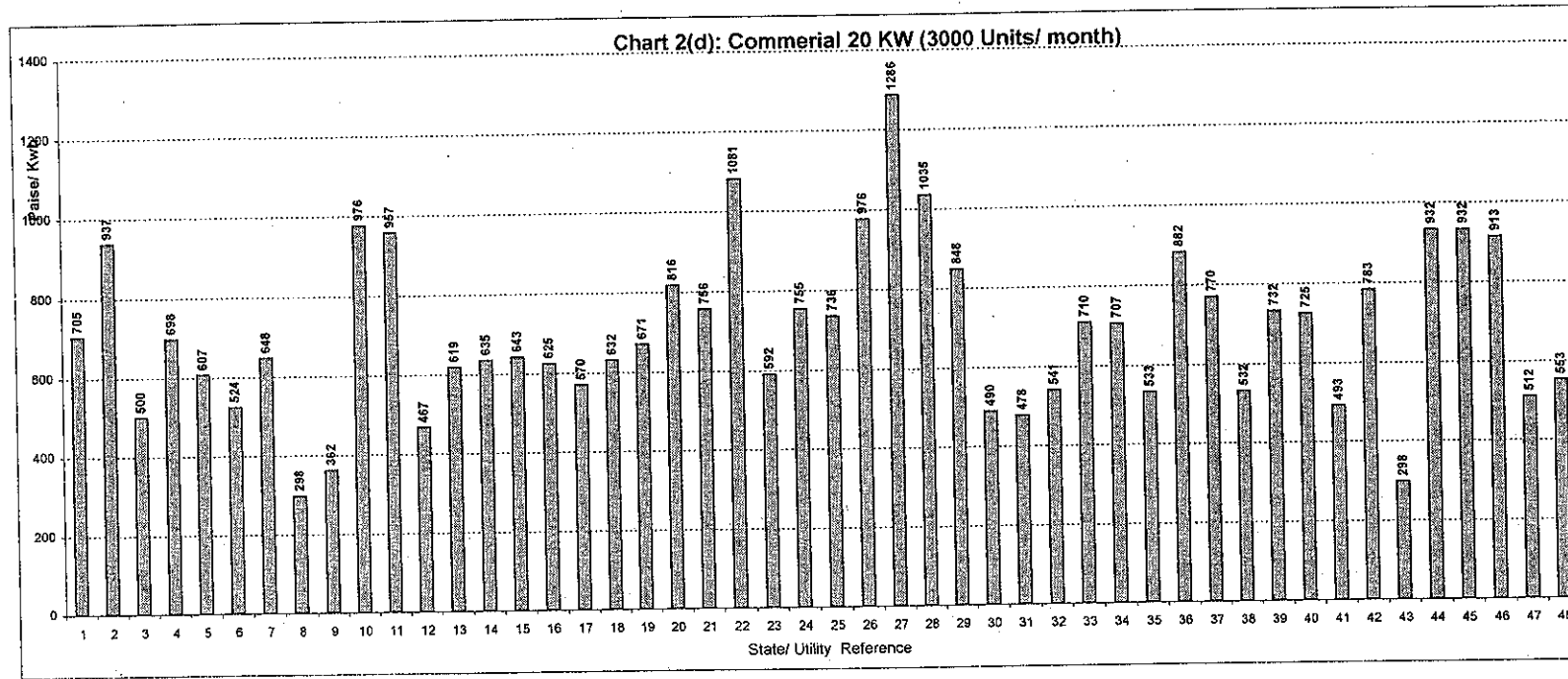


- Index of States
- 1 A&N Island
 - 2 Andhra Pradesh
 - 3 Arunachal Pradesh
 - 4 Assam
 - 5 Bihar
 - 6 Chandigarh
 - 7 Chhattishgarh
 - 8 Dadr&Ngr Havelli
 - 9 Daman & Diu
 - 10 Delhi (BSES/NDPL)
 - 11 Delhi (NDMC)
 - 12 Goa
 - 13 Gujarat
 - 14 Gujarat (Ahmadabad)
 - 15 Gujarat (Surat)
 - 16 Haryana
 - 17 Himachal Pradesh
 - 18 Jammu & Kashmir
 - 19 Jharkhand
 - 20 Karnataka (Banglore & other Cities)
 - 21 Kamataka (Area under Village Panchayat)
 - 22 Kerala
 - 23 Lakshadweep
 - 24 MP (Urban)
 - 25 MP (Rural)
 - 26 Maharashtra
 - 27 Maharashtra - Mumbai-(B.E.S.T)
 - 28 Maharashtra - Mumbai-(Reliance Energy
 - 29 Maharashtra - Mumbai-(TATA's)
 - 30 Manipur
 - 31 Mizoram
 - 32 Meghalaya
 - 33 Nagaland
 - 34 Orissa
 - 35 Puducherry
 - 36 Punjab
 - 37 Rajasthan
 - 38 Sikkim
 - 39 Tamil Nadu
 - 40 Tripura
 - 41 Uttaranchal
 - 42 U. P. (Urban)
 - 43 U. P. (Rural)
 - 44 West Bengal (Urban)
 - 45 West Bengal (Rural)
 - 46 W. B. (Kolkata CESC)
 - 47 West Bengal-DPSC
 - 48 West Bengal (DPL)



सारणी सं० 2 (घ): वाणिज्यिक 20 कि०. वा०. (3000 यूनिट/माह)
TABLE NO.2(d): COMMERCIAL 20 KW (3000 Units/Month)

क्रमांक Sr. No.	युटिलिटी का नाम	Name of Utility	Tariff effective from	Av. Rate (P/KWh)	Duty/Tax (P/KWh)	Total (P/KWh)
1	अंडमान एण्ड निकोबार	Andaman & Nicobar Island	01.04.2013	705	0	705
2	आंध्र प्रदेश	Andhra Pradesh	01.04.2013	931	6	937
3	अरुणाचल प्रदेश	Arunachal Pradesh	01.04.2013	500	0	500
4	आसाम	Assam	01.12.2013	688	10	698
5	बिहार	Bihar	01.04.2013	573	34	607
6	चंडीगढ़	Chandigarh	01.04.2013	513	11	524
7	छत्तीस गढ़	Chhattishgarh	01.08.2013	579	69	648
8	दादरा एवं नागर हवेली	Dadra & Nagar Haveli	01.04.2013	298	0	298
9	दमन एवं दिव	Daman & Diu	01.04.2013	362	0	362
10	दिल्ली-(बी.कड़.पी.एल./बी.आर.पी.एल./एन.डी.पी.ए)	Delhi-(BYPL/BRPL/NDPL-TPDDL)	01.08.2013	930	46	976
11	दिल्ली-(एन.डी.एम.सी.)	Delhi-(NDMC)	01.08.2013	912	46	957
12	गोवा	Goa	01.04.2013	397	70	467
13	गुजरात	Gujarat	01.04.2013	495	124	619
14	गुजरात-(टोरेन्ट पावर लि०, अहमदाबाद)	Gujarat-(Torrent Power Ltd., Ahmedabad)	01.04.2013	508	127	635
15	गुजरात-(टोरेन्ट पावर लि०, सुरत)	Gujarat-(Torrent Power Ltd., Surat)	01.04.2013	514	129	643
16	हरियाणा	Haryana	01.04.2013	610	15	625
17	हिमाचल प्रदेश	Himachal Pradesh	01.04.2013	527	42	570
18	जम्मू व कश्मीर	Jammu & Kashmir	01.04.2013	518	114	632
19	झारखंड	Jharkhand	01.08.2012	642	30	671
20	कर्नाटक	Karnataka	01.05.2013			
		Bruhat Bangalore Mahangara Palike, Municipal Corp. & all Urban Areas		770	46	816
		Areas under Village Panchayats		713	43	756
21	केरल	Kerala	01.05.2013	990	91	1081
22	लक्षद्वीप	Lakshadweep	01.04.2013	592	0	592
23	मध्य प्रदेश	Madhya Pradesh (Urban Areas)	01.04.2013	657	98	755
		(Rural Areas)		640	96	736
24	महाराष्ट्र	Maharashtra	01.08.2012	827	149	976
25	महाराष्ट्र-मुम्बई-(बी.ई.एस.टी.)	Maharashtra - Mumbai-(B.E.S.T)	01.09.2013	1080	207	1286
26	महाराष्ट्र-मुम्बई-(रिलायंस एनर्जी)	Maharashtra - Mumbai-(Reliance Energy)	01.09.2013	865	170	1035
27	महाराष्ट्र-मुम्बई-(टाटा)	Maharashtra - Mumbai-(TATA's)	01.07.2013	705	143	848
28	मणिपुर	Manipur	01.09.2012	488	2	490
29	मिजोरम	Mizoram	01.08.2012	478	0	478
30	मेघालय	Meghalaya	01.04.2013	535	6	541
31	नागालैंड	Nagaland	01.04.2013	710	0	710
32	उड़ीसा	Orissa	01.04.2013	679	27	707
33	पुदुचेरी	Puducherry	01.04.2013	533	0	533
34	पंजाब	Punjab	01.04.2013	781	102	882
35	राजस्थान	Rajasthan	07.06.2013	705	65	770
36	सिक्किम	Sikkim	01.04.2013	532	0	532
37	तमिल नाडु	Tamil Nadu	21.06.2013	698	35	732
38	त्रिपुरा	Tripura	01.04.2013	725	0	725
39	उत्तराखंड	Uttarakhand	01.05.2013	478	15	493
40	उत्तर प्रदेश	Uttar Pradesh (URBAN)	10.06.2013	778	5	783
		(RURAL)		293	5	298
41	पश्चिम बंगाल	West Bengal (URBAN)	01.04.2013	810	122	932
		(RURAL)		810	122	932
42	पश्चिम बंगाल-कोलकाता-(सी.ई.एस.सी.)	West Bengal - (CESC Ltd., Kolkata)	01.04.2013	794	119	913
43	पश्चिम बंगाल-(डी.पी.एस.सी.)	West Bengal - (DPSC Ltd.)	01.04.2013	445	67	512
44	पश्चिम बंगाल-दुर्गापुर परियोजना	West Bengal-Durgapur Projects Ltd.	01.04.2013	481	72	553



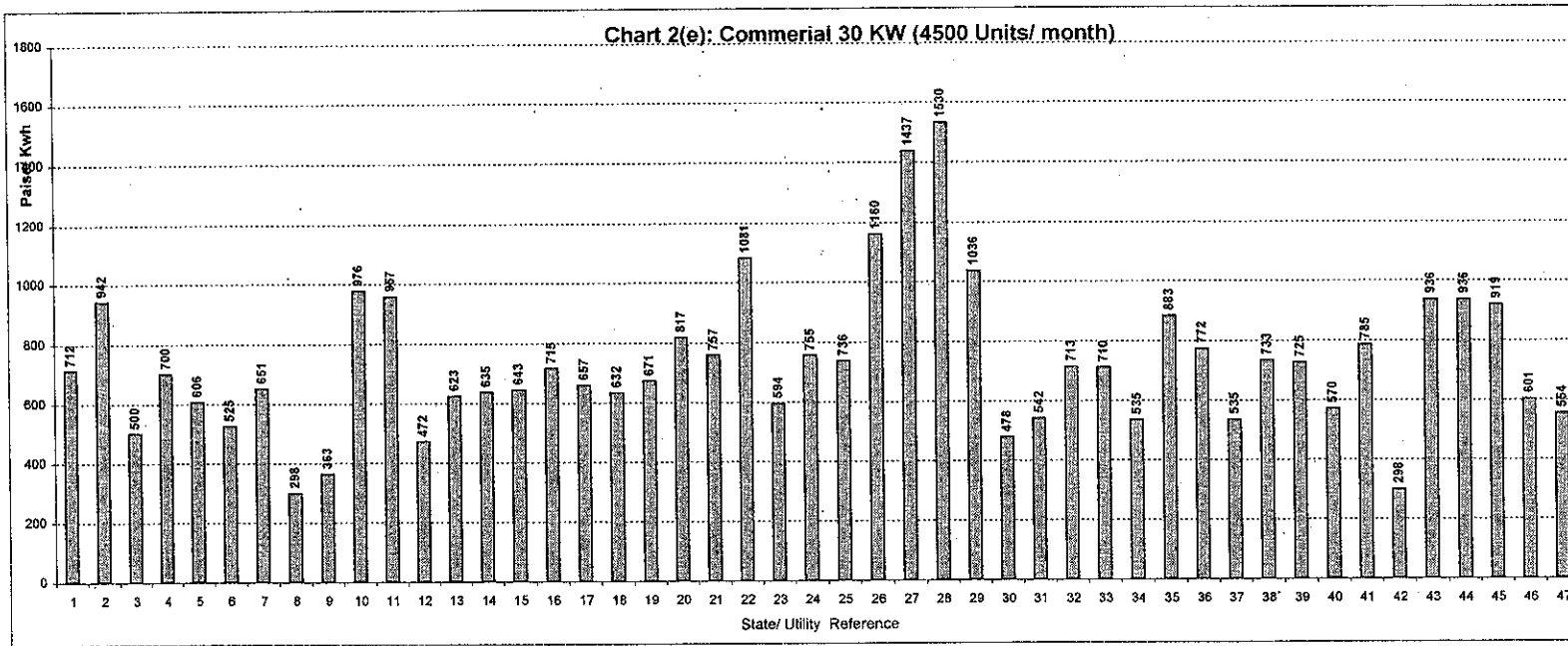
- INDEX OF STATES
- 1 A&N Island
 - 2 Andhra Pradesh
 - 3 Arunachal Pradesh
 - 4 Assam
 - 5 Bihar
 - 6 Chandigarh
 - 7 Chhattishgarh
 - 8 Dadr&Ngr Haveli
 - 9 Daman & Diu
 - 10 Delhi (BSES/NDPL)
 - 11 Delhi (NDMC)
 - 12 Goa
 - 13 Gujarat
 - 14 Gujarat (Ahmadabad)
 - 15 Gujarat (Surat)
 - 16 Haryana
 - 17 Himachal Pradesh
 - 18 Jammu & Kashmir
 - 19 Jharkhand
 - 20 Karnataka (Banglore & other Cities)
 - 21 Karnataka (Area under Village Panchayat)
 - 22 Kerala
 - 23 Lakshadweep
 - 24 MP (Urban)
 - 25 MP (Rural)
 - 26 Maharashtra
 - 27 Maharashtra - Mumbai-(B.E.S.T)
 - 28 Maharashtra - Mumbai-(Reliance Energy
 - 29 Maharashtra - Mumbai-(TATA's)
 - 30 Manipur
 - 31 Mizoram
 - 32 Meghalaya
 - 33 Nagaland
 - 34 Orissa
 - 35 Puducherry
 - 36 Punjab
 - 37 Rajasthan
 - 38 Sikkim
 - 39 Tamil Nadu
 - 40 Tripura
 - 41 Uttaranchal
 - 42 U. P. (Urban)
 - 43 U. P. (Rural)
 - 44 West Bengal (Urban)
 - 45 West Bengal (Rural)
 - 46 W. B. (Kolkata CESC)
 - 47 West Bengal-DPSC
 - 48 West Bengal (DPL)

सारणी सं० 2 (ड): वाणिज्यिक 30 कि०. वा०. (4500 यूनिट/माह)
TABLE NO.2(e): COMMERCIAL 30 KW (4500 Units/Month)

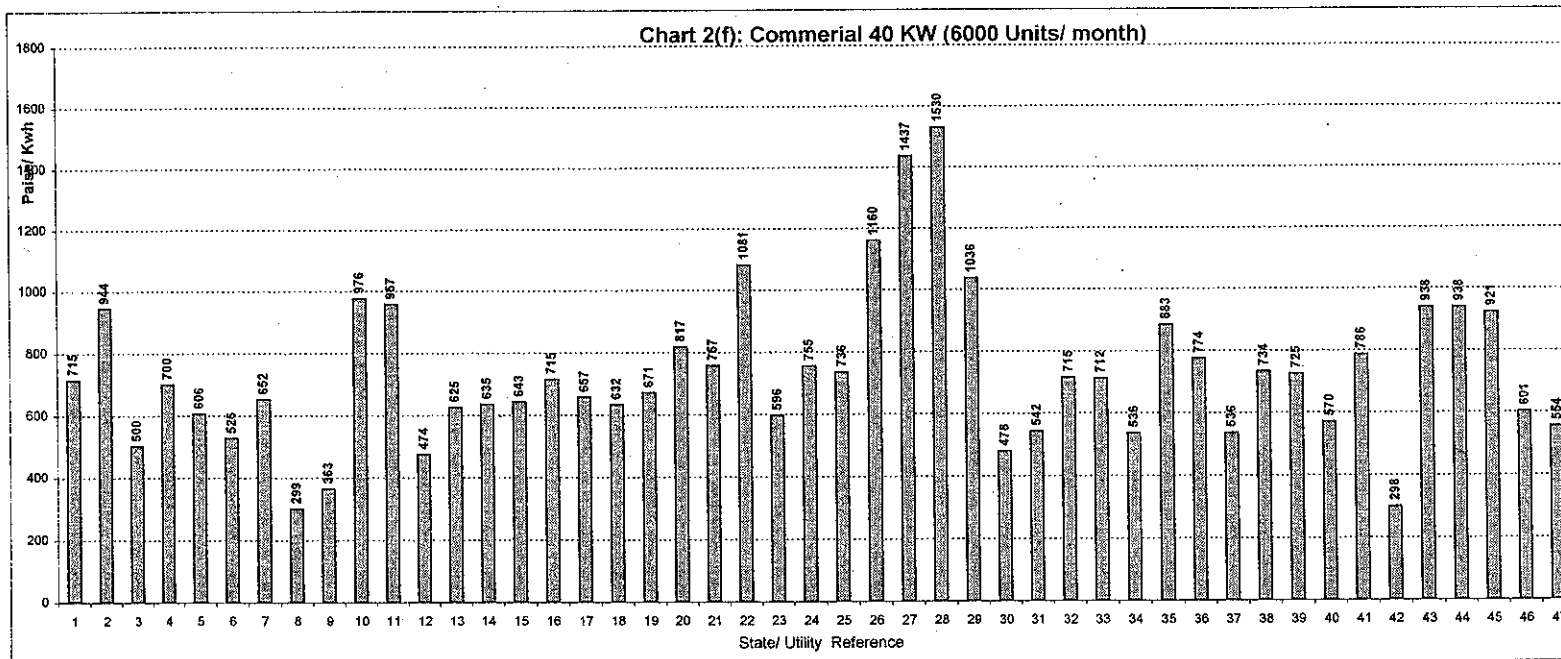
क्रमांक Sr. No.	युटिलिटी का नाम	Name of Utility	Tariff effective from	Av. Rate (P/KWh)	Duty/Tax (P/KWh)	Total (P/KWh)
1	अंडेमान एण्ड निकोबार	Andaman & Nicobar Island	01.04.2013	712	0	712
2	आंध्र प्रदेश	Andhra Pradesh	01.04.2013	936	6	942
3	अरुणाचल प्रदेश	Arunachal Pradesh	01.04.2013	500	0	500
4	आसाम	Assam	01.12.2013	690	10	700
5	बिहार	Bihar	01.04.2013	572	34	606
6	चंडीगढ़	Chandigarh	01.04.2013	514	11	525
7	छत्तीस गढ़	Chhattishgarh	01.08.2013	581	70	651
8	दादरा एवं नागर हवेली	Dadra & Nagar Haveli	01.04.2013	298	0	298
9	दमन एवं दिव	Daman & Diu	01.04.2013	363	0	363
10	दिल्ली-(बी.वाइ.पी.एल./बी.आर.पी.एल./एन.डी.पी.ए.)	Delhi-(BYPL/BRPL/NDPL-TPDDL)	01.08.2013	930	46	976
11	दिल्ली-(एन.डी.एम.सी.)	Delhi-(NDMC)	01.08.2013	912	46	957
12	गोवा	Goa	01.04.2013	402	70	472
13	गुजरात	Gujarat	01.04.2013	498	125	623
14	गुजरात-(टोरेन्ट पावर लि०, अहमदाबाद)	Gujarat-(Torrent Power Ltd., Ahmedabad)	01.04.2013	508	127	635
15	गुजरात-(टोरेन्ट पावर लि०, सूरत)	Gujarat-(Torrent Power Ltd., Surat)	01.04.2013	514	129	643
16	हरियाणा	Haryana	01.04.2013	700	15	715
17	हिमाचल प्रदेश	Himachal Pradesh	01.04.2013	609	49	657
18	जम्मू व कश्मीर	Jammu & Kashmir	01.04.2013	518	114	632
19	झारखंड	Jharkhand	01.08.2012	642	30	671
20	कर्नाटक	Karnataka	01.05.2013			
		Bruhat Bangalore Mahangara Palike, Municipal Corp.& all Urban Areas		771	46	817
		Areas under Village Panchayats		714	43	757
21	केरल	Kerala	01.05.2013	990	91	1081
22	लक्षद्वीप	Lakshadweep	01.04.2013	594	0	594
23	मध्य प्रदेश	Madhya Pradesh (Urban Areas)	01.04.2013	657	98	755
		(Rural Areas)		640	96	736
24	महाराष्ट्र	Maharashtra	01.08.2012	985	175	1160
25	महाराष्ट्र-मुम्बई-(बी.ई.एस.टी.)	Maharashtra - Mumbai-(B.E.S.T)	01.09.2013	1208	228	1437
26	महाराष्ट्र-मुम्बई-(रिलायंस एनर्जी)	Maharashtra - Mumbai-(Reliance Energy)	01.09.2013	1288	242	1530
27	महाराष्ट्र-मुम्बई-(टाटा)	Maharashtra - Mumbai-(TATA's)	01.07.2013	866	170	1036
28	मिजोरम	Mizoram	01.08.2012	478	0	478
29	मेघालय	Meghalaya	01.04.2013	536	6	542
30	नागालैंड	Nagaland	01.04.2013	713	0	713
31	उड़ीसा	Orissa	01.04.2013	683	27	710
32	पुदुचेरी	Puducherry	01.04.2013	535	0	535
33	पंजाब	Punjab	01.04.2013	781	102	883
34	राजस्थान	Rajasthan	07.06.2013	707	65	772
35	सिक्किम	Sikkim	01.04.2013	535	0	535
36	तमिल नाडु	Tamil Nadu	21.06.2013	698	35	733
37	त्रिपुरा	Tripura	01.04.2013	725	0	725
38	उत्तराखंड	Uttarakhand	01.05.2013	555	15	570
39	उत्तर प्रदेश	Uttar Pradesh (URBAN)	10.06.2013	780	5	785
		(RURAL)		293	5	298
40	पश्चिम बंगाल	West Bengal (URBAN)	01.04.2013	814	122	936
		(RURAL)		814	122	936
41	पश्चिम बंगाल-कोलकता-(सी.ई.एस.सी.)	West Bengal - (CESC Ltd., Kolkata)	01.04.2013	799	120	919
42	पश्चिम बंगाल-(डी.पी.एस.सी.)	West Bengal - (DPSC Ltd.)	01.04.2013	523	78	601
43	पश्चिम बंगाल-दुर्गापुर परियोजना	West Bengal-Durgapur Projects Ltd.	01.04.2013	481	72	554

सारणी सं० 2 (च): वाणिज्यिक 40 कि०. वा०. (6000 यूनिट/माह)
TABLE NO.2(f): COMMERCIAL 40 KW (6000 Units/Month)

क्रमांक Sr. No.	युटिलिटी का नाम	Name of Utility	Tariff effective from	Av. Rate (P/KWh)	Duty/Tax (P/KWh)	Total (P/KWh)
1	अंडमान एण्ड निकोबार	Andaman & Nicobar Island	01.04.2013	715	0	715
2	आंध्र प्रदेश	Andhra Pradesh	01.04.2013	938	6	944
3	अरुणाचल प्रदेश	Arunachal Pradesh	01.04.2013	500	0	500
4	आसाम	Assam	01.12.2013	690	10	700
5	बिहार	Bihar	01.04.2013	572	34	606
6	चंडीगढ़	Chandigarh	01.04.2013	515	11	526
7	छत्तीस गढ़	Chhattishgarh	01.08.2013	582	70	652
8	दादरा एवं नागर हवेली	Dadra & Nagar Haveli	01.04.2013	299	0	299
9	दमन एवं दियू	Daman & Diu	01.04.2013	363	0	363
10	दिल्ली-(बी.वाइ.पी.एल./बी.आर.पी.एल./एन.डी.पी.ए.)	Delhi-(BYPL/BRPL/NDPL-TPDDL)	01.08.2013	930	46	976
11	दिल्ली-(एन.डी.एम.सी.)	Delhi-(NDMC)	01.08.2013	912	46	957
12	गोवा	Goa	01.04.2013	404	70	474
13	गुजरात	Gujarat	01.04.2013	500	125	625
14	गुजरात-(टोरेन्ट पावर लि०, अहमदाबाद)	Gujarat-(Torrent Power Ltd., Ahmedabad)	01.04.2013	508	127	635
15	गुजरात-(टोरेन्ट पावर लि०, सूरत)	Gujarat-(Torrent Power Ltd., Surat)	01.04.2013	514	129	643
16	हरियाणा	Haryana	01.04.2013	700	15	715
17	हिमाचल प्रदेश	Himachal Pradesh	01.04.2013	608	49	657
18	जम्मू व कश्मीर	Jammu & Kashmir	01.04.2013	518	114	632
19	झारखंड	Jharkhand	01.08.2012	642	30	671
20	कर्नाटक	Karnataka	01.05.2013			
		Bruhat Bangalore Mahangara Palike, Municipal Corp.& all Urban		771	46	817
		Areas under Village Panchayats		714	43	757
21	केरल	Kerala	01.05.2013	990	91	1081
22	लक्षद्वीप	Lakshadweep	01.04.2013	596	0	596
23	मध्य प्रदेश	Madhya Pradesh (Urban Areas)	01.04.2013	657	98	755
		(Rural Areas)		640	96	736
24	महाराष्ट्र	Maharashtra	01.08.2012	985	175	1160
25	महाराष्ट्र-मुम्बई-(बी.ई.एस.टी.)	Maharashtra - Mumbai-(B.E.S.T)	01.09.2013	1208	228	1437
26	महाराष्ट्र-मुम्बई-(रिलायंस एनर्जी)	Maharashtra - Mumbai-(Reliance Energy)	01.09.2013	1288	242	1530
27	महाराष्ट्र-मुम्बई-(टाटा)	Maharashtra - Mumbai-(TATA's)	01.07.2013	866	170	1036
28	मिजोरम	Mizoram	01.08.2012	478	0	478
29	मेघालय	Meghalaya	01.04.2013	536	6	542
30	नागालैंड	Nagaland	01.04.2013	715	0	715
31	उड़ीसा	Orissa	01.04.2013	685	27	712
32	पुदुचेरी	Puducherry	01.04.2013	536	0	536
33	पंजाब	Punjab	01.04.2013	781	102	883
34	राजस्थान	Rajasthan	07.06.2013	709	65	774
35	सिक्किम	Sikkim	01.04.2013	536	0	536
36	तमिल नाडु	Tamil Nadu	21.06.2013	699	35	734
37	त्रिपुरा	Tripura	01.04.2013	725	0	725
38	उत्तराखंड	Uttarakhand	01.05.2013	555	15	570
39	उत्तर प्रदेश	Uttar Pradesh (URBAN)	10.06.2013	781	5	786
		(RURAL)		293	5	298
40	पश्चिम बंगाल	West Bengal (URBAN)	01.04.2013	816	122	938
		(RURAL)		815	122	938
41	पश्चिम बंगाल-कोलकाता-(सी.ई.एस.सी.)	West Bengal - (CESC Ltd., Kolkata)	01.04.2013	801	120	921
42	पश्चिम बंगाल-(डी.पी.एस.सी.)	West Bengal - (DPSC Ltd.)	01.04.2013	523	78	601
43	पश्चिम बंगाल-दुर्गापुर परियोजना	West Bengal-Durgapur Projects Ltd.	01.04.2013	482	72	554

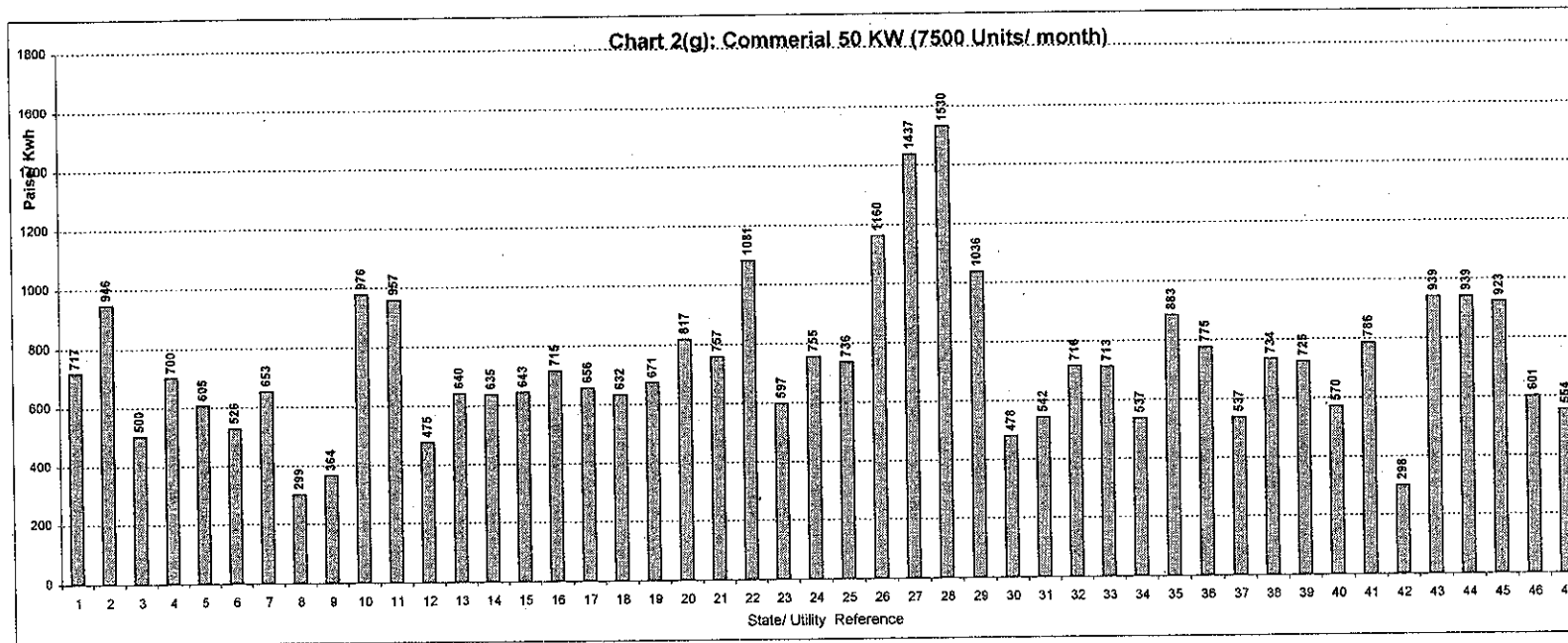


- Index of States
- 1 A&N Island
 - 2 Andhra Pradesh
 - 3 Arunachal Pradesh
 - 4 Assam
 - 5 Bihar
 - 6 Chandigarh
 - 7 Chhattishgarh
 - 8 Dadr&Ngr Haveli
 - 9 Daman & Diu
 - 10 Delhi (BSES/NDPL)
 - 11 Delhi (NDMC)
 - 12 Goa
 - 13 Gujarat
 - 14 Gujarat (Ahmadabad)
 - 15 Gujarat (Surat)
 - 16 Haryana
 - 17 Himachal Pradesh
 - 18 Jammu & Kashmir
 - 19 Jharkhand
 - 20 Karnataka (Banglore & other Cities)
 - 21 Karnataka (Area under Village Panchayat)
 - 22 Kerala
 - 23 Lakshadweep
 - 24 MP (Urban)
 - 25 MP (Rural)
 - 26 Maharashtra
 - 27 Maharashtra - Mumbai- (B.E.S.T)
 - 28 Maharashtra - Mumbai- (Reliance Energy)
 - 29 Maharashtra - Mumbai- (TATA's)
 - 30 Mizoram
 - 31 Meghalaya
 - 32 Nagaland
 - 33 Orissa
 - 34 Puducherry
 - 35 Punjab
 - 36 Rajasthan
 - 37 Sikkim
 - 38 Tamil Nadu
 - 39 Tripura
 - 40 Uttaranchal
 - 41 U. P. (Urban)
 - 42 U. P. (Rural)
 - 43 West Bengal (Urban)
 - 44 West Bengal (Rural)
 - 45 W. B. (Kolkata CESC)
 - 46 West Bengal-DPSC
 - 47 West Bengal (DPL)



सारणी सं० 2 (ख): वाणिज्यिक 50 कि०. वा०. (7500 यूनिट/माह)
TABLE NO.2(g): COMMERCIAL 50 KW (7500 Units/Month)

क्रमांक Sr. No.	युटिलिटी का नाम	Name of Utility	Tariff effective from	Av. Rate (P/KWh)	Duty/Tax (P/KWh)	Total (P/KWh)
1	अंडमान एण्ड निकोबार	Andaman & Nicobar Island	01.04.2013	717	0	717
2	आंध्र प्रदेश	Andhra Pradesh	01.04.2013	940	6	946
3	अरुणाचल प्रदेश	Arunachal Pradesh	01.04.2013	500	0	500
4	आसाम	Assam	01.12.2013	690	10	700
5	बिहार	Bihar	01.04.2013	571	34	605
6	चंडीगढ़	Chandigarh	01.04.2013	515	11	526
7	छत्तीस गढ़	Chhattishgarh	01.08.2013	583	70	653
8	दादरा एवं नागर हवेली	Dadra & Nagar Haveli	01.04.2013	299	0	299
9	दमन एवं दिव	Daman & Diu	01.04.2013	364	0	364
10	दिल्ली-(बी.वाइ.पी.एल./बी.आर.पी.एल./एन.डी.पी.ए.)	Delhi-(BYPL/BRPL/NDPL-TPDDL)	01.08.2013	930	46	976
11	दिल्ली-(एन.डी.एम.सी.)	Delhi-(NDMC)	01.08.2013	912	46	957
12	गोवा	Goa	01.04.2013	405	70	475
13	गुजरात	Gujarat	01.04.2013	512	128	640
14	गुजरात-(टोरेंट पावर लि०, अहमदाबाद)	Gujarat-(Torrent Power Ltd., Ahmedabad)	01.04.2013	508	127	635
15	गुजरात-(टोरेंट पावर लि०, सूरत)	Gujarat-(Torrent Power Ltd., Surat)	01.04.2013	514	129	643
16	हरियाणा	Haryana	01.04.2013	700	15	715
17	हिमाचल प्रदेश	Himachal Pradesh	01.04.2013	607	49	656
18	जम्मू व कश्मीर	Jammu & Kashmir	01.04.2013	518	114	632
19	झारखंड	Jharkhand	01.08.2012	642	30	671
20	कर्नाटक	Karnataka	01.05.2013			
		Bruhat Bangalore Mahangara Palike, Municipal Corp.& all Urban		771	46	817
		Areas under Village Panchayats		714	43	757
21	केरल	Kerala	01.05.2013	990	91	1081
22	लक्षद्वीप	Lakshadweep	01.04.2013	597	0	597
23	मध्य प्रदेश	Madhya Pradesh (Urban Areas)	01.04.2013	657	98	755
		(Rural Areas)		640	96	736
24	महाराष्ट्र	Maharashtra	01.08.2012	985	175	1160
25	महाराष्ट्र-मुम्बई-(बी.ई.एस.टी.)	Maharashtra - Mumbai-(B.E.S.T)	01.09.2013	1208	228	1437
26	महाराष्ट्र-मुम्बई-(रिलायंस एनर्जी)	Maharashtra - Mumbai-(Reliance Energy)	01.09.2013	1288	242	1530
27	महाराष्ट्र-मुम्बई-(टाटा)	Maharashtra - Mumbai-(TATA's)	01.07.2013	866	170	1036
28	मिजोरम	Mizoram	01.08.2012	478	0	478
29	मेघालय	Meghalaya	01.04.2013	536	6	542
30	नागालैंड	Nagaland	01.04.2013	716	0	716
31	उड़ीसा	Orissa	01.04.2013	686	27	713
32	पुदुचेरी	Puducherry	01.04.2013	537	0	537
33	पंजाब	Punjab	01.04.2013	781	102	883
34	राजस्थान	Rajasthan	07.06.2013	710	65	775
35	सिक्किम	Sikkim	01.04.2013	537	0	537
36	तमिल नाडु	Tamil Nadu	21.06.2013	699	35	734
37	त्रिपुरा	Tripura	01.04.2013	725	0	725
38	उत्तराखंड	Uttarakhand	01.05.2013	555	15	570
39	उत्तर प्रदेश	Uttar Pradesh (URBAN)	10.06.2013	781	5	786
		(RURAL)		293	5	298
40	पश्चिम बंगाल	West Bengal	01.04.2013	817	122	939
		(RURAL)		817	122	939
41	पश्चिम बंगाल-कोलकता-(सी.ई.एस.सी.)	West Bengal - (CESC Ltd., Kolkata)	01.04.2013	802	120	923
42	पश्चिम बंगाल-(डी.पी.एस.सी.)	West Bengal - (DPSC Ltd.)	01.04.2013	523	78	601
43	पश्चिम बंगाल-दुर्गापुर परियोजना	West Bengal-Durgapur Projects Ltd.	01.04.2013	482	72	554



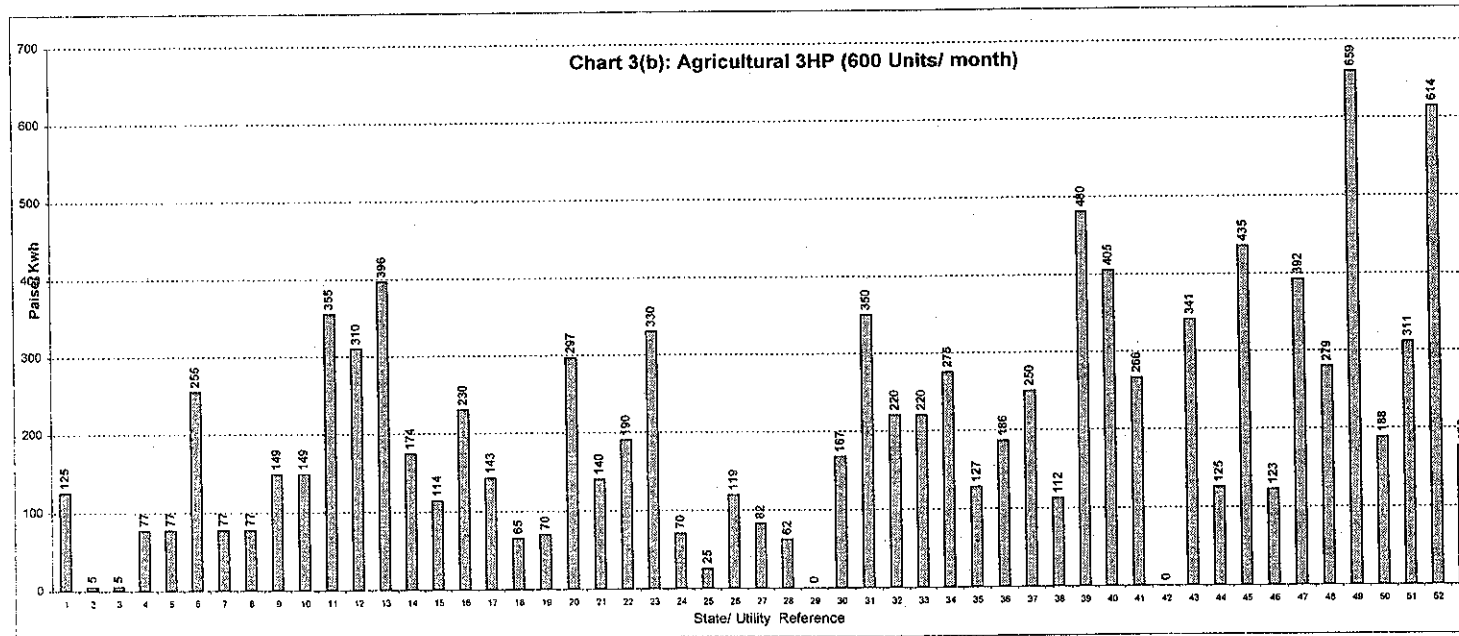
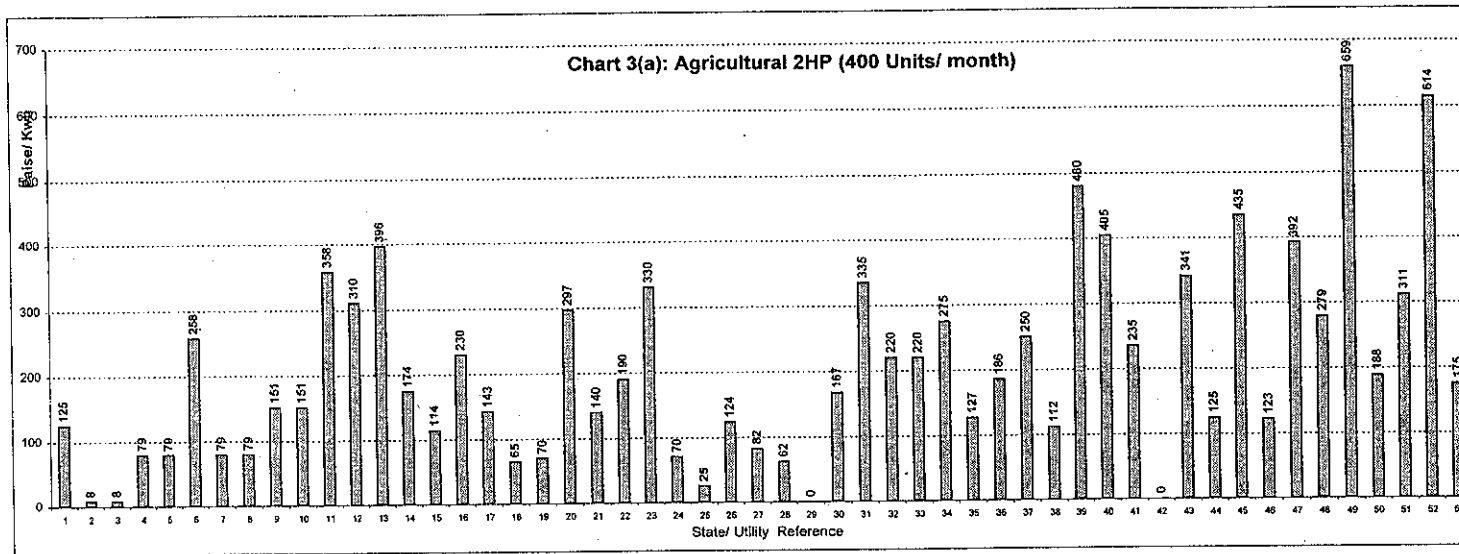
- Index of States
- 1 A&N Island
 - 2 Andhra Pradesh
 - 3 Arunachal Pradesh
 - 4 Assam
 - 5 Bihar
 - 6 Chandigarh
 - 7 Chhattishgarh
 - 8 Dadr&Ngr Haveli
 - 9 Daman & Diu
 - 10 Delhi (BSES/NDPL)
 - 11 Delhi (NDMC)
 - 12 Goa
 - 13 Gujarat
 - 14 Gujarat (Ahmadabad)
 - 15 Gujarat (Surat)
 - 16 Haryana
 - 17 Himachal Pradesh
 - 18 Jammu & Kashmir
 - 19 Jharkhand
 - 20 Karnataka (Banglore & other Cities)
 - 21 Karnataka (Area under Village Panchayat)
 - 22 Kerala
 - 23 Lakshadweep
 - 24 MP (Urban)
 - 25 MP (Rural)
 - 26 Maharashtra
 - 27 Maharashtra - Mumbai-(B.E.S.T)
 - 28 Maharashtra - Mumbai-(Reliance Energy
 - 29 Maharashtra - Mumbai-(TATA's)
 - 30 Mizoram
 - 31 Meghalaya
 - 32 Nagaland
 - 33 Orissa
 - 34 Puducherry
 - 35 Punjab
 - 36 Rajasthan
 - 37 Sikkim
 - 38 Tamil Nadu
 - 39 Tripura
 - 40 Uttaranchal
 - 41 U. P. (Urban)
 - 42 U. P. (Rural)
 - 43 West Bengal (Urban)
 - 44 West Bengal (Rural)
 - 45 W. B. (Kolkata CESC)
 - 46 West Bengal-DPSC
 - 47 West Bengal (DPL)

सारणी सं० 3 (क): कृषि 2 हार्स पावर (400 युनिट/माह)
TABLE NO.3(a): AGRICULTURE 2 HP (400 Units/Month)

क्रमांक Sr. No.	युटिलिटी का नाम	Name of Utility	Tariff effective from	Av. Rate (P/KWh)	Duty/Tax (P/KWh)	Total (P/KWh)
1	अंडेमान एण्ड निकोबार	Andaman & Nicobar Island	01.04.2013	125	0	125
2	आंध्र प्रदेश	Andhra Pradesh	01.04.2013			
	With Demand side Management measures (DSM)					
	Dry land Farmers (connection <=3 Nos.)			8	0	8
	Wet land Farmers (Holding <=2.5 Acres)			8	0	8
	Dry land Farmers (connection >3 Nos.)			79	0	79
	Wet land Farmers (Holding >2.5 Acres)			79	0	79
	Corporate Farmers & IT Assesse			258	0	258
	Without Demand side Management measures (DSM)					
	Dry land Farmers (connection <=3 Nos.)			79	0	79
	Wet land Farmers (Holding <=2.5 Acres)			79	0	79
	Dry land Farmers (connection >3 Nos.)			151	0	151
	Wet land Farmers (Holding >2.5 Acres)			151	0	151
	Corporate Farmers & IT Assesse			358	0	358
3	अरुणाचल प्रदेश	Arunachal Pradesh	01.04.2013	310	0	310
4	आसाम	Assam	01.12.2013	386	10	396
5	बिहार	Bihar (Urban Areas)	01.04.2013	170	4	174
		(Rural Areas)		110	4	114
6	चंडीगढ़	Chandigarh	01.04.2013	230	0	230
7	छत्तीस गढ़	Chhattishgarh	01.08.2013	143	0	143
8	दादरा एवं नागर हवेली	Dadra & Nagar Haveli	01.04.2013	65	0	65
9	दमन एवं दिव	Daman & Diu	01.04.2013	70	0	70
10	दिल्ली-(बी.वाइ.पी.एल./बी.आर.पी.एल./एन.डी.पी.ए)	Delhi-(BYPL/BRPL/NDPL-TPDDL)	01.08.2013	282	14	297
11	गोवा	Goa	01.04.2013	120	20	140
12	गुजरात	Gujarat	01.04.2013	190	0	190
13	गुजरात-(टोरेन्ट पावर लिमिटेड, अहमदाबाद)	Gujarat-(Torrent Power Ltd., Ahmedabad)	01.04.2013	330	0	330
14	गुजरात-(टोरेन्ट पावर लिमिटेड, सुरत)	Gujarat-(Torrent Power Ltd., Surat)	01.04.2013	70	0	70
15	हरियाणा	Haryana	01.04.2013	25	0	25
16	हिमाचल प्रदेश	Himachal Pradesh	01.04.2013	113	11	124
17	जम्मू व कश्मीर	Jammu & Kashmir	01.04.2013	68	15	82
18	झारखंड	Jharkhand	01.08.2012	60	2	62
19	कर्नाटक	Karnataka	01.05.2013	0	0	0
20	केरल	Kerala	01.05.2013	152	15	167
21	मध्य प्रदेश	Madhya Pradesh	01.04.2013	335	0	335
22	महाराष्ट्र	Maharashtra	01.08.2012	220	0	220
23	महाराष्ट्र-मुम्बई-(रिलायंस एनर्जी)	Maharashtra - Mumbai-(Reliance Energy)	01.09.2013	220	0	220
24	मणिपुर	Manipur	01.09.2012	272	2	275
25	मिजोरम	Mizoram	01.08.2012	127	0	127
26	मेघालय	Meghalaya	01.04.2013	180	6	186
27	नागालैंड	Nagaland	01.04.2013	250	0	250
28	उड़ीसा	Orissa	01.04.2013	110	2	112
29	पंजाब	Punjab	01.04.2013	425	55	480
30	राजस्थान	Rajasthan	07.06.2013	401	4	405
31	सिक्किम	Sikkim	01.04.2013	235	0	235
32	तमिल नाडु	Tamil Nadu	21.06.2013	0	0	0
33	त्रिपुरा	Tripura	01.04.2013	341	0	341
34	उत्तराखंड	Uttarakhand	01.05.2013	110	15	125
35	उत्तर प्रदेश	Uttar Pradesh (URBAN)	10.06.2013	428	8	435
		(RURAL)		115	8	123
36	पश्चिम बंगाल	West Bengal	01.04.2013	392	0	392
37	पश्चिम बंगाल-(डी.पी.एस.सी.)	West Bengal - (DPSC Ltd.)	01.04.2013			
		(06.00 hrs to 17.00 hrs)		279	0	279
		(17.00 hrs to 23.00 hrs)		659	0	659
		(23.00 hrs to 06.00 hrs)		188	0	188
38	पश्चिम बंगाल-दुर्गापुर परियोजना	West Bengal-Durgapur Projects Ltd.	01.04.2013			
		(06.00 hrs to 17.00 hrs)		311	0	311
		(17.00 hrs to 23.00 hrs)		614	0	614
		(23.00 hrs to 06.00 hrs)		175	0	175

सारणी सं० 3 (ख): कृषि 3 हास पावर (600 यूनिट/माह)
TABLE NO.3(b): AGRICULTURE 3 HP (600 Units/Month)

क्रमांक Sr. No.	युटिलिटी का नाम	Name of Utility	Tariff effective from	Av. Rate (P/KWh)	Duty/Tax (P/KWh)	Total (P/KWh)
1	अंडेमान एण्ड निकोबार	Andaman & Nicobar Island	01.04.2013	125	0	125
2	आंध्र प्रदेश	Andhra Pradesh	01.04.2013			
	With Demand side Management measures (DSM)					
	Dry land Farmers (connection <=3 Nos.)			5	0	5
	Wet land Farmers (Holding <=2.5 Acres)			5	0	5
	Dry land Farmers (connection >3 Nos.)			77	0	77
	Wet land Farmers (Holding >2.5 Acres)			77	0	77
	Corporate Farmers & IT Assesse			255	0	255
	Without Demand side Management measures (DSM)					
	Dry land Farmers (connection <=3 Nos.)			77	0	77
	Wet land Farmers (Holding <=2.5 Acres)			77	0	77
	Dry land Farmers (connection >3 Nos.)			149	0	149
	Wet land Farmers (Holding >2.5 Acres)			149	0	149
	Corporate Farmers & IT Assesse			355	0	355
3	अरुणाचल प्रदेश	Arunachal Pradesh	01.04.2013	310	0	310
4	आसाम	Assam	01.12.2013	386	10	396
5	बिहार	Bihar (Urban Areas)	01.04.2013	170	4	174
		(Rural Areas)		110	4	114
6	चंडीगढ़	Chandigarh	01.04.2013	230	0	230
7	छत्तीस गढ़	Chhattishgarh	01.08.2013	143	0	143
8	दादरा एवं नागर हवेली	Dadra & Nagar Haveli	01.04.2013	65	0	65
9	दमन एवं दिव	Daman & Diu	01.04.2013	70	0	70
10	दिल्ली-(बी.वाइ.पी.एल./बी.आर.पी.एल./एन.डी.पी.ए.)	Delhi-(BYPL/BRPL/NDPL-TPDDL)	01.08.2013	282	14	297
11	गोवा	Goa	01.04.2013	120	20	140
12	गुजरात	Gujarat	01.04.2013	190	0	190
13	गुजरात-(टोरेन्ट पावर लि०, अहमदाबाद)	Gujarat-(Torrent Power Ltd., Ahmedabad)	01.04.2013	330	0	330
14	गुजरात-(टोरेन्ट पावर लि०, सुरत)	Gujarat-(Torrent Power Ltd., Surat)	01.04.2013	70	0	70
15	हरियाणा	Haryana	01.04.2013	25	0	25
16	हिमाचल प्रदेश	Himachal Pradesh	01.04.2013	108	11	119
17	जम्मू व कश्मीर	Jammu & Kashmir	01.04.2013	68	15	82
18	झारखंड	Jharkhand	01.08.2012	60	2	62
19	कर्नाटक	Karnataka	01.05.2013	0	0	0
20	केरल	Kerala	01.05.2013	152	15	167
21	मध्य प्रदेश	Madhya Pradesh	01.04.2013	350	0	350
22	महाराष्ट्र	Maharashtra	01.08.2012	220	0	220
23	महाराष्ट्र-मुम्बई-(रिलायंस एनर्जी)	Maharashtra - Mumbai-(Reliance Energy)	01.09.2013	220	0	220
24	मणीपुर	Manipur	01.09.2012	272	2	275
25	मिजोरम	Mizoram	01.08.2012	127	0	127
26	मेघालय	Meghalaya	01.04.2013	180	6	186
27	नागालैंड	Nagaland	01.04.2013	250	0	250
28	उड़ीसा	Orissa	01.04.2013	110	2	112
29	पंजाब	Punjab	01.04.2013	425	55	480
30	राजस्थान	Rajasthan	07.06.2013	401	4	405
31	सिक्किम	Sikkim	01.04.2013	266	0	266
32	तमिल नाडु	Tamil Nadu	21.06.2013	0	0	0
33	त्रिपुरा	Tripura	01.04.2013	341	0	341
34	उत्तराखंड	Uttarakhand	01.05.2013	110	15	125
35	उत्तर प्रदेश	Uttar Pradesh (URBAN)	10.06.2013	428	8	435
		(RURAL)		115	8	123
36	पश्चिम बंगाल	West Bengal	01.04.2013	392	0	392
37	पश्चिम बंगाल-(डी.पी.एस.सी.)	West Bengal - (DPSC Ltd.)	01.04.2013			
		(06.00 hrs to 17.00 hrs)		279	0	279
		(17.00 hrs to 23.00 hrs)		659	0	659
		(23.00 hrs to 06.00 hrs)		188	0	188
38	पश्चिम बंगाल-दुर्गापुर परियोजना	West Bengal-Durgapur Projects Ltd.	01.04.2013			
		(06.00 hrs to 17.00 hrs)		311	0	311
		(17.00 hrs to 23.00 hrs)		614	0	614
		(23.00 hrs to 06.00 hrs)		175	0	175



- Index of States
- 1 A&N Island
 - 2 AP-With DSMM-Dry land Farmers (connection <=3 Nos.)
 - 3 AP-With DSMM-Wet land Farmers (Holding <=2.5 Acres)
 - 4 AP-With DSMM-Dry land Farmers (connection >3 Nos.)
 - 5 AP-With DSMM-Wet land Farmers (Holding >2.5 Acres)
 - 6 AP-With DSMM-Corporate Farmers & IT Assesse
 - 7 AP-w/o DSMM-Dry land Farmers (connection <=3 Nos.)
 - 8 AP-w/o DSMM-Wet land Farmers (Holding <=2.5 Acres)
 - 9 AP-w/o DSMM-Dry land Farmers (connection >3 Nos.)
 - 10 AP-w/o DSMM-Wet land Farmers (Holding >2.5 Acres)
 - 11 AP-w/o DSMM-Corporate Farmers & IT Assesse
 - 12 Arunachal Pradesh
 - 13 Assam
 - 14 Bihar (Urban Schedule)
 - 15 Bihar (Rural Schedule)
 - 16 Chandigarh
 - 17 Chhattisgarh
 - 18 Dadr&Ngr Haveli
 - 19 Daman & Diu
 - 20 Delhi (BSES/NDPL)
 - 21 Goa
 - 22 Gujarat
 - 23 Gujarat (Ahmadabad)
 - 24 Gujarat (Surat)
 - 25 Haryana
 - 26 Himachal Pradesh
 - 27 Jammu & Kashmir
 - 28 Jharkhand
 - 29 Karnataka
 - 30 Kerala
 - 31 Madhya Pradesh
 - 32 Maharashtra
 - 33 Maharashtra - Mumbai-(Reliance Energy)
 - 34 Manipur
 - 35 Mizoram
 - 36 Meghalaya
 - 37 Nagaland
 - 38 Orissa
 - 39 Punjab
 - 40 Rajasthan
 - 41 Sikkim
 - 42 Tamil Nadu
 - 43 Tripura
 - 44 Uttarakhand
 - 45 U. P. (Urban)
 - 46 U. P. (Rural)
 - 47 West Bengal
 - 48 West Bengal (DPSC) (06.00 hrs to 17.00 hrs)
 - 49 West Bengal (DPSC) (17.00 hrs to 23.00 hrs)
 - 50 West Bengal (DPSC) (23.00 hrs to 06.00 hrs)
 - 51 West Bengal (DPL) (06.00 hrs to 17.00 hrs)
 - 52 West Bengal (DPL) (17.00 hrs to 23.00 hrs)
 - 53 West Bengal (DPL) (23.00 hrs to 06.00 hrs)

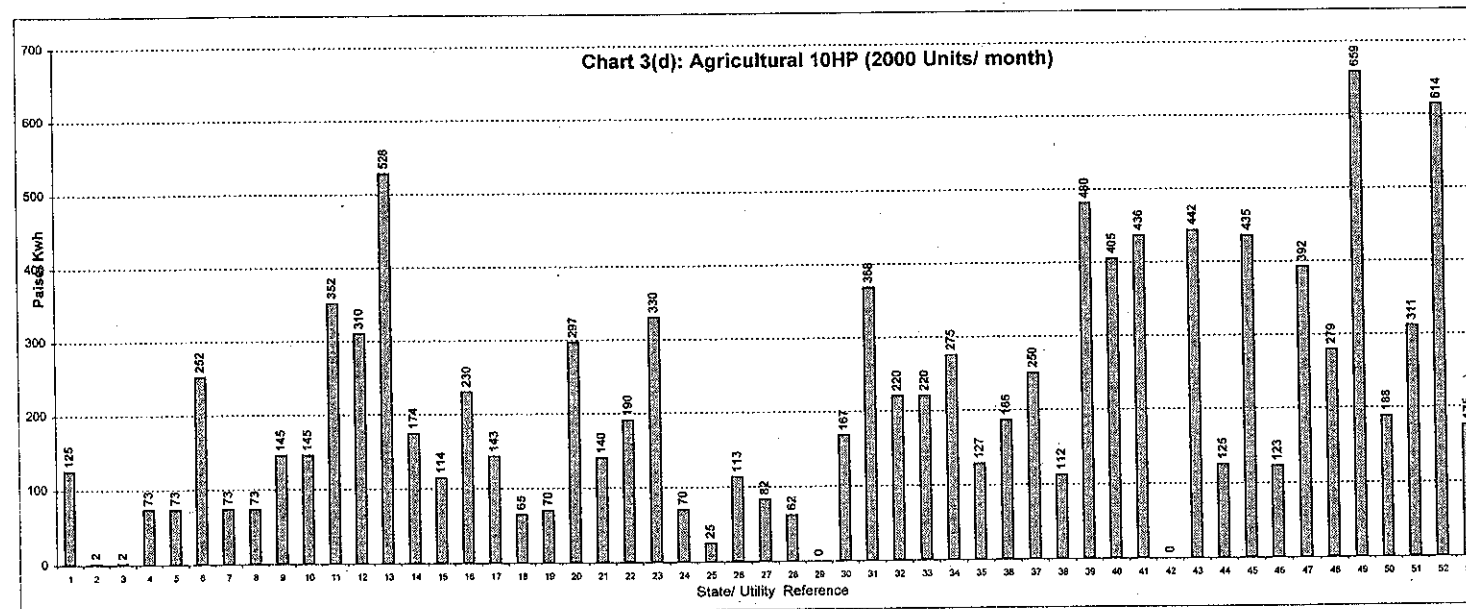
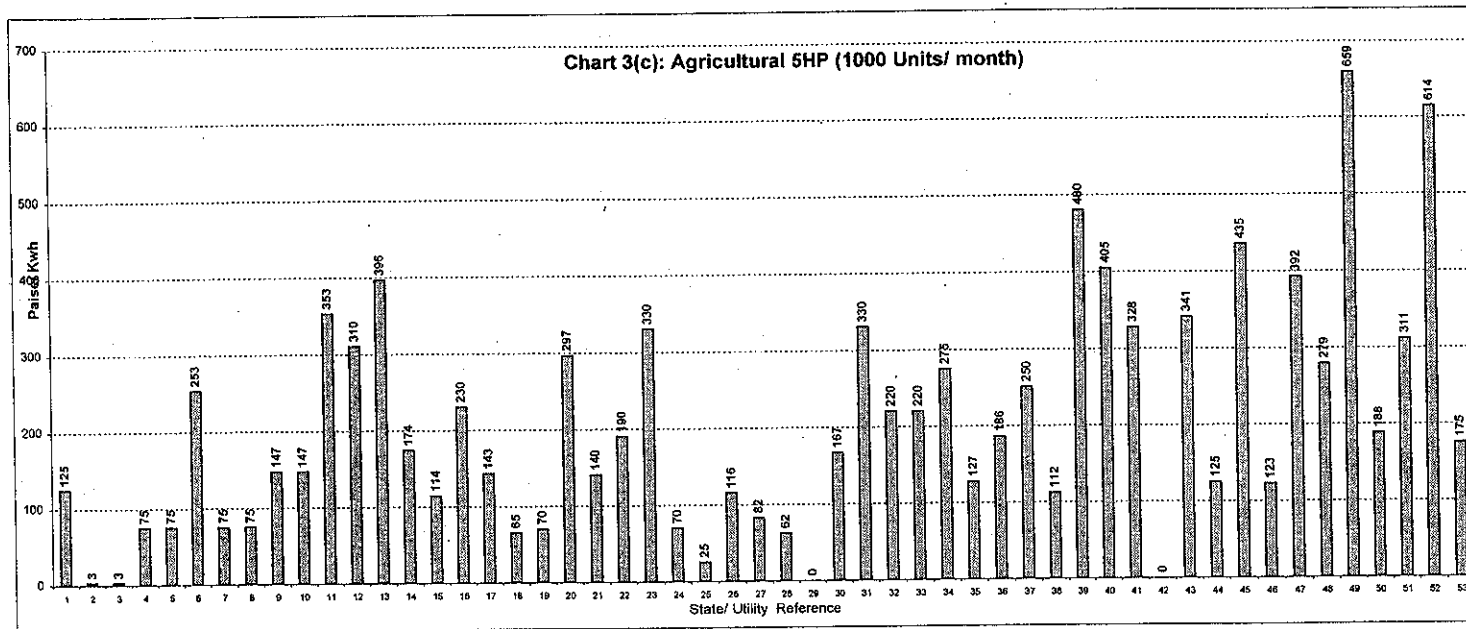
Note: NDMC, Lakshadweep, Mumbai BEST, Mumbai TEC,
 WB - CESC and DVC has no Agricultural consumer
 DSMM:- Demand side management measures

सारणी सं० 3 (ग): कृषि 5 हास पावर (1000 यूनिट/माह)
TABLE NO.3(c): AGRICULTURE 5 HP (1000 Units/Month)

क्रमांक Sr. No.	युटिलिटी का नाम	Name of Utility	Tariff effective from	Av. Rate (P/KWh)	Duty/Tax (P/KWh)	Total (P/KWh)
1	अंडमान एण्ड निकोबार	Andaman & Nicobar Island	01.04.2013	125	0	125
2	आंध्र प्रदेश	Andhra Pradesh	01.04.2013			
	With Demand side Management measures (DSM)					
	Dry land Farmers (connection <=3 Nos.)			3	0	3
	Wet land Farmers (Holding <=2.5 Acres)			3	0	3
	Dry land Farmers (connection >3 Nos.)			75	0	75
	Wet land Farmers (Holding >2.5 Acres)			75	0	75
	Corporate Farmers & IT Assesse			253	0	253
	Without Demand side Management measures (DSM)					
	Dry land Farmers (connection <=3 Nos.)			75	0	75
	Wet land Farmers (Holding <=2.5 Acres)			75	0	75
	Dry land Farmers (connection >3 Nos.)			147	0	147
	Wet land Farmers (Holding >2.5 Acres)			147	0	147
	Corporate Farmers & IT Assesse			353	0	353
3	अरुणाचल प्रदेश	Arunachal Pradesh	01.04.2013	310	0	310
4	आसाम	Assam	01.12.2013	386	10	396
5	बिहार	Bihar (Urban Areas)	01.04.2013	170	4	174
		(Rural Areas)		110	4	114
6	चंडीगढ़	Chandigarh	01.04.2013	230	0	230
7	छत्तीस गढ़	Chhattishgarh	01.08.2013	143	0	143
8	दादरा एवं नागर हवेली	Dadra & Nagar Haveli	01.04.2013	65	0	65
9	दमन एवं दिव	Daman & Diu	01.04.2013	70	0	70
10	दिल्ली-(बी.वाइ.पी.एल./बी.आर.पी.एल./एन.डी.पी.ए)	Delhi-(BYPL/BRPL/NDPL-TPDDL)	01.08.2013	282	14	297
11	गोवा	Goa	01.04.2013	120	20	140
12	गुजरात	Gujarat	01.04.2013	190	0	190
13	गुजरात-(टोरेन्ट पावर लि०, अहमदाबाद)	Gujarat-(Torrent Power Ltd., Ahmedabad)	01.04.2013	330	0	330
14	गुजरात-(टोरेन्ट पावर लि०, सुरत)	Gujarat-(Torrent Power Ltd., Surat)	01.04.2013	70	0	70
15	हरियाणा	Haryana	01.04.2013	25	0	25
16	हिमाचल प्रदेश	Himachal Pradesh	01.04.2013	105	11	116
17	जम्मू व कश्मीर	Jammu & Kashmir	01.04.2013	68	15	82
18	झारखंड	Jharkhand	01.08.2012	60	2	62
19	कर्नाटक	Karnataka	01.05.2013	0	0	0
20	केरल	Kerala	01.05.2013	152	15	167
21	मध्य प्रदेश	Madhya Pradesh	01.04.2013	330	0	330
22	महाराष्ट्र	Maharashtra	01.08.2012	220	0	220
23	महाराष्ट्र-मुम्बई-(रिलायंस एनर्जी)	Maharashtra - Mumbai-(Reliance Energy)	01.09.2013	220	0	220
24	मणिपुर	Manipur	01.09.2012	272	2	275
25	मिजोरम	Mizoram	01.08.2012	127	0	127
26	मेघालय	Meghalaya	01.04.2013	180	6	186
27	नागालैंड	Nagaland	01.04.2013	250	0	250
28	उड़ीसा	Orissa	01.04.2013	110	2	112
29	पंजाब	Punjab	01.04.2013	425	55	480
30	राजस्थान	Rajasthan	07.06.2013	401	4	405
31	सिक्किम	Sikkim	01.04.2013	328	0	328
32	तमिल नाडु	Tamil Nadu	21.06.2013	0	0	0
33	त्रिपुरा	Tripura	01.04.2013	341	0	341
34	उत्तराखंड	Uttarakhand	01.05.2013	110	15	125
35	उत्तर प्रदेश	Uttar Pradesh (URBAN)	10.06.2013	428	8	435
		(RURAL)		115	8	123
36	पश्चिम बंगाल	West Bengal	01.04.2013	392	0	392
37	पश्चिम बंगाल-(डी.पी.एस.सी.)	West Bengal - (DPSC Ltd.)	01.04.2013			
		(06.00 hrs to 17.00 hrs)		279	0	279
		(17.00 hrs to 23.00 hrs)		659	0	659
		(23.00 hrs to 06.00 hrs)		188	0	188
38	पश्चिम बंगाल-दुर्गापुर परियोजना	West Bengal-Durgapur Projects Ltd.	01.04.2013			
		(06.00 hrs to 17.00 hrs)		311	0	311
		(17.00 hrs to 23.00 hrs)		614	0	614
		(23.00 hrs to 06.00 hrs)		175	0	175

सारणी सं० 3 (घ): कृषि 10 हार्स पावर (2000 यूनिट/माह)
TABLE NO.3(d): AGRICULTURE 10 HP (2000 Units/Month)

क्रमांक Sr. No.	युटिलिटी का नाम	Name of Utility	Tariff effective from	Av. Rate (P/KWh)	Duty/Tax (P/KWh)	Total (P/KWh)
1	अंडेमान एण्ड निकोबार	Andaman & Nicobar Island	01.04.2013	125	0	125
2	आंध्र प्रदेश	Andhra Pradesh	01.04.2013			
	With Demand side Management measures (DSM)					
	Dry land Farmers (connection <=3 Nos.)			2	0	2
	Wet land Farmers (Holding <=2.5 Acres)			2	0	2
	Dry land Farmers (connection >3 Nos.)			73	0	73
	Wet land Farmers (Holding >2.5 Acres)			73	0	73
	Corporate Farmers & IT Assesse			252	0	252
	Without Demand side Management measures (DSM)					
	Dry land Farmers (connection <=3 Nos.)			73	0	73
	Wet land Farmers (Holding <=2.5 Acres)			73	0	73
	Dry land Farmers (connection >3 Nos.)			145	0	145
	Wet land Farmers (Holding >2.5 Acres)			145	0	145
	Corporate Farmers & IT Assesse			352	0	352
3	अरुणाचल प्रदेश	Arunachal Pradesh	01.04.2013	310	0	310
4	आसाम	Assam	01.12.2013	518	10	528
5	बिहार	Bihar (Urban Areas)	01.04.2013	170	4	174
		(Rural Areas)		110	4	114
6	चंडीगढ़	Chandigarh	01.04.2013	230	0	230
7	छत्तीस गढ़	Chhattishgarh	01.08.2013	143	0	143
8	दादरा एवं नागर हवेली	Dadra & Nagar Haveli	01.04.2013	65	0	65
9	दमन एवं दिव	Daman & Diu	01.04.2013	70	0	70
10	दिल्ली-(बी.वाइ.पी.एल./बी.आर.पी.एल./एन.डी.पी.ए.)	Delhi-(BYPL/BRPL/NDPL-TPDDL)	01.08.2013	282	14	297
11	गोवा	Goa	01.04.2013	120	20	140
12	गुजरात	Gujarat	01.04.2013	190	0	190
13	गुजरात-(टोरेन्ट पावर लि०, अहमदाबाद)	Gujarat-(Torrent Power Ltd., Ahmedabad)	01.04.2013	330	0	330
14	गुजरात-(टोरेन्ट पावर लि०, सुरत)	Gujarat-(Torrent Power Ltd., Surat)	01.04.2013	70	0	70
15	हरियाणा	Haryana	01.04.2013	25	0	25
16	हिमाचल प्रदेश	Himachal Pradesh	01.04.2013	103	10	113
17	जम्मू व कश्मीर	Jammu & Kashmir	01.04.2013	68	15	82
18	झारखंड	Jharkhand	01.08.2012	60	2	62
19	कर्नाटक	Karnataka	01.05.2013	0	0	0
20	केरल	Kerala	01.05.2013	152	15	167
21	मध्य प्रदेश	Madhya Pradesh	01.04.2013	368	0	368
22	महाराष्ट्र	Maharashtra	01.08.2012	220	0	220
23	महाराष्ट्र-मुम्बई-(रिलायंस एनर्जी)	Maharashtra - Mumbai-(Reliance Energy)	01.09.2013	220	0	220
24	मणिपुर	Manipur	01.09.2012	272	2	275
25	मिजोरम	Mizoram	01.08.2012	127	0	127
26	मेघालय	Meghalaya	01.04.2013	180	6	186
27	नागालैंड	Nagaland	01.04.2013	250	0	250
28	उड़ीसा	Orissa	01.04.2013	110	2	112
29	पंजाब	Punjab	01.04.2013	425	55	480
30	राजस्थान	Rajasthan	07.06.2013	401	4	405
31	सिक्किम	Sikkim	01.04.2013	436	0	436
32	तमिल नाडु	Tamil Nadu	21.06.2013	0	0	0
33	त्रिपुरा	Tripura	01.04.2013	442	0	442
34	उत्तराखंड	Uttarakhand	01.05.2013	110	15	125
35	उत्तर प्रदेश	Uttar Pradesh (URBAN)	10.06.2013	428	8	435
		(RURAL)		115	8	123
36	पश्चिम बंगाल	West Bengal	01.04.2013	392	0	392
37	पश्चिम बंगाल-(अ.पी.एस.सी.)	West Bengal - (DPSC Ltd.)	01.04.2013			
		(06.00 hrs to 17.00 hrs)		279	0	279
		(17.00 hrs to 23.00 hrs)		659	0	659
		(23.00 hrs to 06.00 hrs)		188	0	188
38	पश्चिम बंगाल-दुर्गापुर परियोजना	West Bengal-Durgapur Projects Ltd.	01.04.2013			
		(06.00 hrs to 17.00 hrs)		311	0	311
		(17.00 hrs to 23.00 hrs)		614	0	614
		(23.00 hrs to 06.00 hrs)		175	0	175



- Index of States
- 1 A&N Island
 - 2 AP-With DSMM-Dry land Farmers (connection <=3 Nos.)
 - 3 AP-With DSMM-Wet land Farmers (Holding <=2.5 Acres)
 - 4 AP-With DSMM-Dry land Farmers (connection >3 Nos.)
 - 5 AP-With DSMM-Wet land Farmers (Holding >2.5 Acres)
 - 6 AP-With DSMM-Corporate Farmers & IT Assesse
 - 7 AP-w/o DSMM-Dry land Farmers (connection <=3 Nos.)
 - 8 AP-w/o DSMM-Wet land Farmers (Holding <=2.5 Acres)
 - 9 AP-w/o DSMM-Dry land Farmers (connection >3 Nos.)
 - 10 AP-w/o DSMM-Wet land Farmers (Holding >2.5 Acres)
 - 11 AP-w/o DSMM-Corporate Farmers & IT Assesse
 - 12 Arunachal Pradesh
 - 13 Assam
 - 14 Bihar (Urban Schedule)
 - 15 Bihar (Rural Schedule)
 - 16 Chandigarh
 - 17 Chhattishgarh
 - 18 Dadr&Ngr Haveli
 - 19 Daman & Diu
 - 20 Delhi (BSES/NDPL)
 - 21 Goa
 - 22 Gujarat
 - 23 Gujarat (Ahmadabad)
 - 24 Gujarat (Surat)
 - 25 Haryana
 - 26 Himachal Pradesh
 - 27 Jammu & Kashmir
 - 28 Jharkhand
 - 29 Kamataka
 - 30 Kerala
 - 31 Madhya Pradesh
 - 32 Maharashtra
 - 33 Maharashtra - Mumbai- (Reliance Energy)
 - 34 Manipur
 - 35 Mizoram
 - 36 Meghalaya
 - 37 Nagaland
 - 38 Orissa
 - 39 Punjab
 - 40 Rajasthan
 - 41 Sikkim
 - 42 Tamil Nadu
 - 43 Tripura
 - 44 Uttarakhand
 - 45 U. P. (Urban)
 - 46 U. P. (Rural)
 - 47 West Bengal
 - 48 West Bengal (DPSC) (06.00 - 17.00 hrs)
 - 49 West Bengal (DPSC) (17.00 - 23.00 hrs)
 - 50 West Bengal (DPSC) (23.00 - 06.00 hrs)
 - 51 West Bengal (DPL) (06.00 - 17.00 hrs)
 - 52 West Bengal (DPL) (17.00 - 23.00 hrs)
 - 53 West Bengal (DPL) (23.00 - 06.00 hrs)

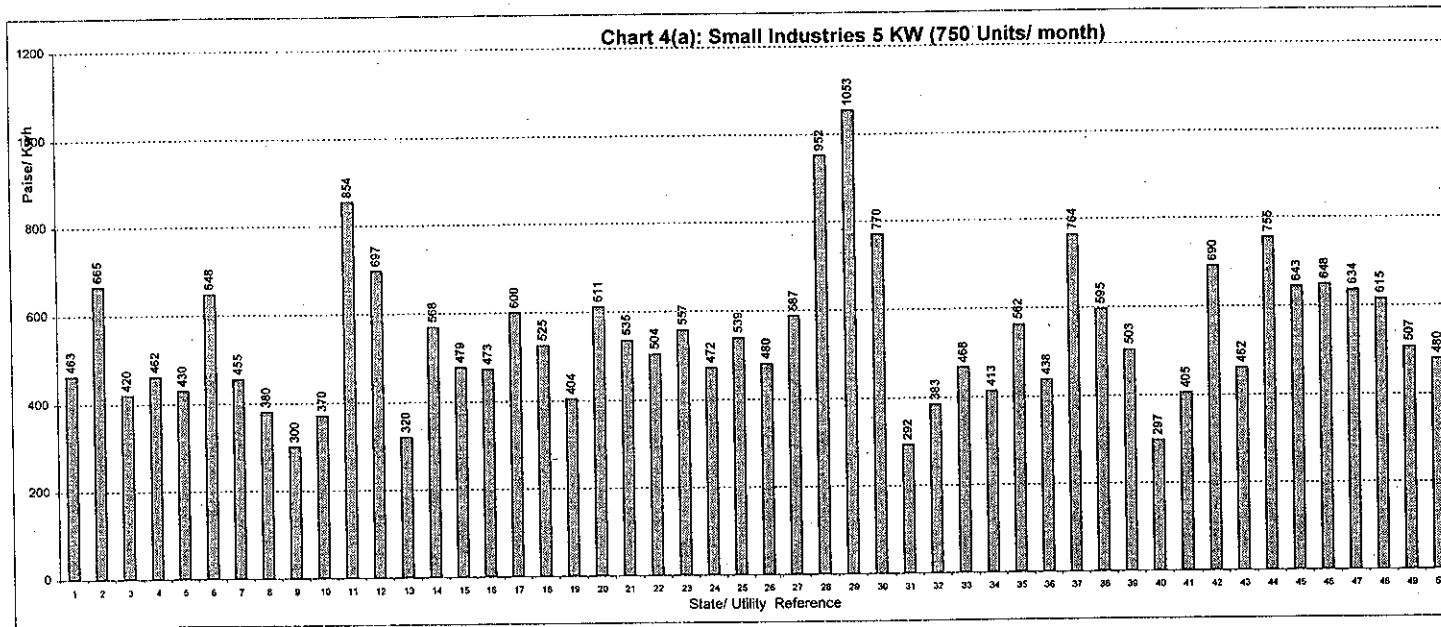
Note: NDMC, Lakshadweep, Mumbai BEST, Mumbai TEC,
 WB - CESC and DVC has no Agricultural consumer
 DSMM: Demand side management measures

सारणी सं 4 (क): लघु उद्योग 5 कि०. वा०. (750 यूनिट/माह)
TABLE NO.4(a): SMALL INDUSTRIES 5 KW (750 Units/Month)

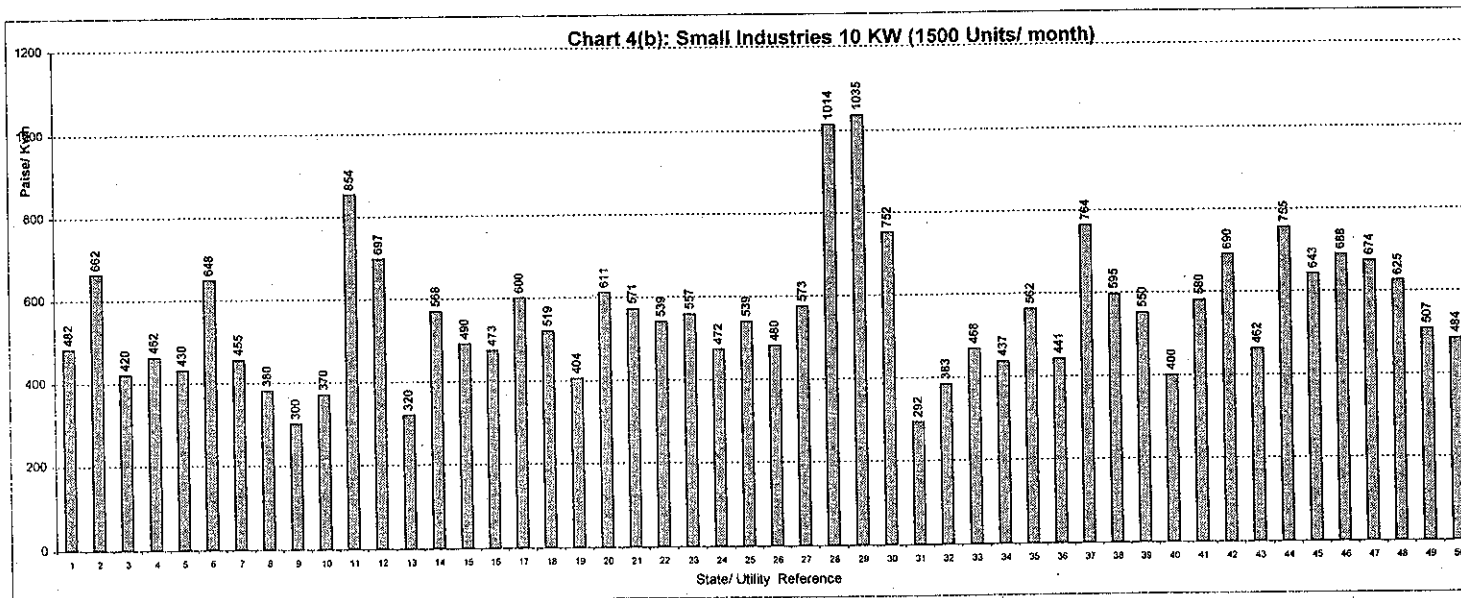
क्रमांक Sr. No.	युटिलिटी का नाम	Name of Utility	Tariff effective from	Av. Rate (P/KWh)	Duty/Tax (P/KWh)	Total (P/KWh)
1	अंडमान एण्ड निकोबार	Andaman & Nicobar Island	01.04.2013	463	0	463
2	आंध्र प्रदेश	Andhra Pradesh	01.04.2013	659	6	665
3	अरुणाचल प्रदेश	Arunachal Pradesh	01.04.2013	420	0	420
4	आसाम (शहरी क्षेत्र)	Assam (Urban Areas)	01.12.2013	452	10	462
	(ग्रामीण क्षेत्र)	(Rural Areas)		420	10	430
5	बिहार	Bihar	01.04.2013	611	37	648
6	चंडीगढ़	Chandigarh	01.04.2013	444	11	455
7	छत्तीस गढ़	Chhattishgarh	01.08.2013	369	11	380
8	दादरा एवं नागर हवेली	Dadra & Nagar Haveli	01.04.2013	300	0	300
9	दमन एवं दिव	Daman & Diu	01.04.2013	370	0	370
10	दिल्ली-(बी.वाइ.पी.एल./बी.आर.पी.एल./एन.डी.पी.ए)	Delhi-(BYPL/BRPL/NDPL-TPDDL)	01.08.2013	813	41	854
11	दिल्ली-(एन.डी.एम.सी.)	Delhi-(NDMC)	01.08.2013	663	33	697
12	गोवा	Goa	01.04.2013	250	70	320
13	गुजरात	Gujarat	01.04.2013	517	52	568
14	गुजरात-(टोरेन्ट पावर लि०, अहमदाबाद)	Gujarat-(Torrent Power Ltd., Ahmedabad)	01.04.2013	435	44	479
15	गुजरात-(टोरेन्ट पावर लि०, सुरत)	Gujarat-(Torrent Power Ltd., Surat)	01.04.2013	430	43	473
16	हरियाणा	Haryana	01.04.2013	585	15	600
17	हिमाचल प्रदेश	Himachal Pradesh	01.04.2013	482	43	525
18	जम्मू व कश्मीर	Jammu & Kashmir	01.04.2013	331	73	404
19	झारखंड	Jharkhand	01.08.2012	606	5	611
20	कर्नाटक	Karnataka	01.05.2013			
		Bruhat Bangalore Mahangara Palike, Municipal Corp. & all Urban		505	30	535
		Areas under Village Panchayats		475	29	504
21	केरल	Kerala	01.05.2013	510	47	557
22	लक्षद्वीप	Lakshadweep	01.04.2013	472	0	472
23	मध्य प्रदेश	Madhya Pradesh (Urban Areas)	01.04.2013	480	58	539
		(Rural Areas)		427	53	480
24	महाराष्ट्र	Maharashtra	01.08.2012	531	56	587
25	महाराष्ट्र-मुम्बई-(बी.ई.एस.टी.)	Maharashtra - Mumbai-(B.E.S.T)	01.09.2013	852	100	952
26	महाराष्ट्र-मुम्बई-(रिलायंस एनर्जी)	Maharashtra - Mumbai-(Reliance Energy)	01.09.2013	945	108	1053
27	महाराष्ट्र-मुम्बई-(टाटा)	Maharashtra - Mumbai-(TATA's)	01.07.2013	685	85	770
28	मणिपुर	Manipur	01.09.2012	290	2	292
29	मिजोरम	Mizoram	01.08.2012	383	0	383
30	मेघालय	Meghalaya	01.04.2013	467	1	468
31	नागालैंड	Nagaland	01.04.2013	413	0	413
32	उड़ीसा	Orissa	01.04.2013	540	22	562
33	पुदुचेरी	Puducherry	01.04.2013	438	0	438
34	पंजाब	Punjab	01.04.2013	676	88	764
35	राजस्थान	Rajasthan	07.06.2013	530	65	595
36	सिक्किम	Sikkim (URBAN)	01.04.2013	503	0	503
		(RURAL)		297	0	297
37	तमिल नाडु	Tamil Nadu	21.06.2013	385	19	405
38	त्रिपुरा	Tripura	01.04.2013	690	0	690
39	उत्तराखंड	Uttarakhand	01.05.2013	442	20	462
40	उत्तर प्रदेश	Uttar Pradesh (URBAN)	10.06.2013	750	5	755
		(RURAL)		638	5	643
41	पश्चिम बंगाल	West Bengal (URBAN)	01.04.2013	632	16	648
		(RURAL)		619	15	634
42	पश्चिम बंगाल-कोलकता-(सी.ई.एस.सी.)	West Bengal - (CESC Ltd., Kolkata)	01.04.2013	600	15	615
43	पश्चिम बंगाल-(डी.पी.एस.सी.)	West Bengal - (DPSC Ltd.)	01.04.2013	494	12	507
44	पश्चिम बंगाल-दुर्गापुर परियोजना	West Bengal-Durgapur Projects Ltd.	01.04.2013	468	12	480

सारणी सं० 4 (ख): ळु उद्योग 10 कि० वा०. (1500 यूनिट/माह)
TABLE NO.4(b): SMALL INDUSTRIES 10 KW (1500 Units/Month)

क्रमांक Sr. No.	युटिलिटी का नाम	Name of Utility	Tariff effective from	Av. Rate (P/KWh)	Duty/Tax (P/KWh)	Total (P/KWh)
1	अडेमान एण्ड निकोबार	Andaman & Nicobar Island	01.04.2013	482	0	482
2	आंध्र प्रदेश	Andhra Pradesh	01.04.2013	656	6	662
3	अरुणाचल प्रदेश	Arunachal Pradesh	01.04.2013	420	0	420
4	आसाम (शहरी श्रेत्र)	Assam (Urban Areas)	01.12.2013	452	10	462
	(ग्रामीण श्रेत्र)	(Rural Areas)		420	10	430
5	बिहार	Bihar	01.04.2013	611	37	648
6	चंडीगढ़	Chandigarh	01.04.2013	444	11	455
7	छत्तीस गढ़	Chhattishgarh	01.08.2013	369	11	380
8	दादरा एवं नागर हवेली	Dadra & Nagar Haveli	01.04.2013	300	0	300
9	दमन एवं दिव	Daman & Diu	01.04.2013	370	0	370
10	दिल्ली-(बी.वाइ.पी.एल./बी.आर.पी.एल./एन.डी.पी.ए)	Delhi-(BYPL/BRPL/NDPL-TPDDL)	01.08.2013	813	41	854
11	दिल्ली-(एन.डी.एम.सी.)	Delhi-(NDMC)	01.08.2013	663	33	697
12	गोवा	Goa	01.04.2013	250	70	320
13	गुजरात	Gujarat	01.04.2013	517	52	568
14	गुजरात-(टोरेन्ट पावर लि०, अहमदाबाद)	Gujarat-(Torrent Power Ltd., Ahmedabad)	01.04.2013	445	45	490
15	गुजरात-(टोरेन्ट पावर लि०, सुरत)	Gujarat-(Torrent Power Ltd., Surat)	01.04.2013	430	43	473
16	हरियाणा	Haryana	01.04.2013	585	15	600
17	हिमाचल प्रदेश	Himachal Pradesh	01.04.2013	476	43	519
18	जम्मू व कश्मीर	Jammu & Kashmir	01.04.2013	331	73	404
19	झारखंड	Jharkhand	01.08.2012	606	5	611
20	कर्नाटक	Karnataka	01.05.2013			
		Bruhat Bangalore Mahangara Palike, Municipal Corp.& all Urban		538	32	571
		Areas under Village Panchayats		508	31	539
21	केरल	Kerala	01.05.2013	510	47	557
22	ळक्षदीप	Lakshadweep	01.04.2013	472	0	472
23	मध्य प्रदेश	Madhya Pradesh (Urban Areas)	01.04.2013	480	58	539
		(Rural Areas)		427	53	480
24	महाराष्ट्र	Maharashtra	01.08.2012	519	55	573
25	महाराष्ट्र-मुम्बई-(बी.ई.एस.टी.)	Maharashtra - Mumbai- (B.E.S.T)	01.09.2013	909	105	1014
26	महाराष्ट्र-मुम्बई-(रिलायंस एनर्जी)	Maharashtra - Mumbai- (Reliance Energy)	01.09.2013	929	107	1035
27	महाराष्ट्र-मुम्बई-(टाटा)	Maharashtra - Mumbai- (TATA's)	01.07.2013	669	83	752
28	मणीपूर	Manipur	01.09.2012	290	2	292
29	मिजोरम	Mizoram	01.08.2012	383	0	383
30	मेघालय	Meghalaya	01.04.2013	467	1	468
31	नागालैंड	Nagaland	01.04.2013	437	0	437
32	उड़ीसा	Orissa	01.04.2013	540	22	562
33	पुदुचेरी	Puducherry	01.04.2013	441	0	441
34	पंजाब	Punjab	01.04.2013	676	88	764
35	राजस्थान	Rajasthan	07.06.2013	530	65	595
36	सिक्किम	Sikkim (URBAN)	01.04.2013	550	0	550
		(RURAL)		400	0	400
37	तमिल नाडु	Tamil Nadu	21.06.2013	552	28	580
38	त्रिपुरा	Tripura	01.04.2013	690	0	690
39	उत्तराखंड	Uttarakhand	01.05.2013	442	20	462
40	उत्तर प्रदेश	Uttar Pradesh (URBAN)	10.06.2013	750	5	755
		(RURAL)		638	5	643
41	पश्चिम बंगाल	West Bengal (URBAN)	01.04.2013	671	17	688
		(RURAL)		657	16	674
42	पश्चिम बंगाल-कोलकता-(सी.ई.एस.सी.)	West Bengal - (CESC Ltd., Kolkata)	01.04.2013	610	15	625
43	पश्चिम बंगाल-(डी.पी.एस.सी.)	West Bengal - (DPSC Ltd.)	01.04.2013	494	12	507
44	पश्चिम बंगाल-दुर्गापुर परियोजना	West Bengal-Durgapur Projects Ltd.	01.04.2013	472	12	484



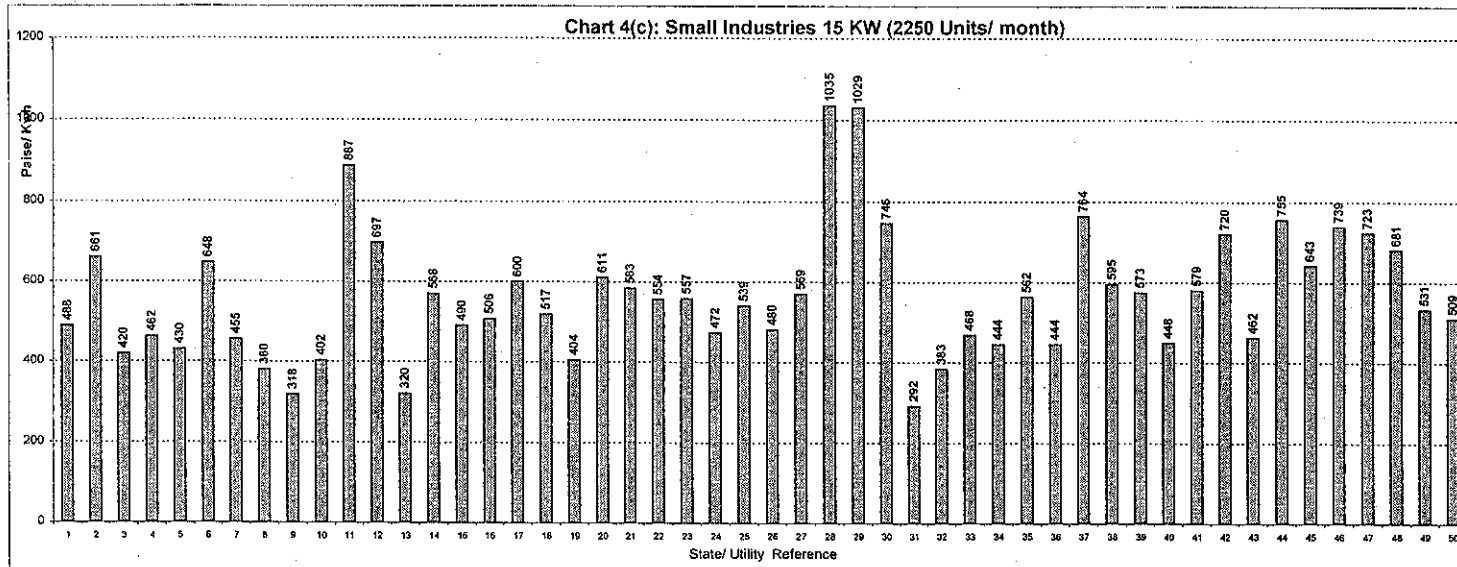
- Index of States
- 1 A&N Island
 - 2 Andhra Pradesh
 - 3 Arunachal Pradesh
 - 4 Assam (Urban)
 - 5 Assam (Rural)
 - 6 Bihar
 - 7 Chandigarh
 - 8 Chhattishgarh
 - 9 Dadr&Ngr Haveli
 - 10 Daman & Diu
 - 11 Delhi (BSES/NDPL)
 - 12 Delhi (NDMC)
 - 13 Goa
 - 14 Gujarat
 - 15 Gujarat (Ahmadabad)
 - 16 Gujarat (Surat)
 - 17 Haryana
 - 18 Himachal Pradesh
 - 19 Jammu & Kashmir
 - 20 Jharkhand
 - 21 Karnataka(Non-Rural)
 - 22 Karnataka(Rural)
 - 23 Kerala
 - 24 Lakshadweep
 - 25 MP (Urban)
 - 26 MP (Rural)
 - 27 Maharashtra
 - 28 Maharashtra - Mumbai-(B.E.S.T)
 - 29 Maharashtra - Mumbai-(Reliance Energy)
 - 30 Maharashtra - Mumbai-(TATA's)
 - 31 Manipur
 - 32 Mizoram
 - 33 Meghalaya
 - 34 Nagaland
 - 35 Orissa
 - 36 Pondicherry
 - 37 Punjab
 - 38 Rajasthan
 - 39 Sikkim (Urban)
 - 40 Sikkim (Rural)
 - 41 Tamil Nadu
 - 42 Tripura
 - 43 Uttaranchal
 - 44 U. P. (Urban)
 - 45 U. P. (Rural)
 - 46 West Bengal (Urban)
 - 47 West Bengal (Rural)
 - 48 W. B. (Kolkata CESC)
 - 49 West Bengal-DPSC
 - 50 West Bengal (DPL)



सारणी सं० 4 (ग): लघु उद्योग 15 कि०. वा०. (2250 यूनिट/माह)
TABLE NO.4(c): SMALL INDUSTRIES 15 KW (2250 Units/Month)

क्रमांक Sr. No.	युटिलिटी का नाम	Name of Utility	Tariff effective from	Av. Rate (P/KWh)	Duty/Tax (P/KWh)	Total (P/KWh)
1	अंडेमान एण्ड निकोबार	Andaman & Nicobar Island	01.04.2013	488	0	488
2	आंध्र प्रदेश	Andhra Pradesh	01.04.2013	655	6	661
3	अरुणाचल प्रदेश	Arunachal Pradesh	01.04.2013	420	0	420
4	आसाम (शहरी क्षेत्र)	Assam (Urban Areas)	01.12.2013	452	10	462
	(ग्रामीण क्षेत्र)	(Rural Areas)		420	10	430
5	बिहार	Bihar	01.04.2013	611	37	648
6	चंडीगढ़	Chandigarh	01.04.2013	444	11	455
7	छत्तीस गढ़	Chhattishgarh	01.08.2013	369	11	380
8	दादरा एवं नागर हवेली	Dadra & Nagar Haveli	01.04.2013	318	0	318
9	दमन एवं दिव	Daman & Diu	01.04.2013	402	0	402
10	दिल्ली-(बी.वाइ.पी.एल./बी.आर.पी.एल./एन.डी.पी.ए)	Delhi-(BYPL/BRPL/NDPL-TPDDL)	01.08.2013	844	42	887
11	दिल्ली-(एन.डी.एम.सी.)	Delhi-(NDMC)	01.08.2013	663	33	697
12	गोवा	Goa	01.04.2013	250	70	320
13	गुजरात	Gujarat	01.04.2013	517	52	568
14	गुजरात-(टोरेंट पावर लि०, अहमदाबाद)	Gujarat-(Torrent Power Ltd., Ahmedabad)	01.04.2013	445	45	490
15	गुजरात-(टोरेंट पावर लि०, सुरत)	Gujarat-(Torrent Power Ltd., Surat)	01.04.2013	460	46	506
16	हरियाणा	Haryana	01.04.2013	585	15	600
17	हिमाचल प्रदेश	Himachal Pradesh	01.04.2013	474	43	517
18	जम्मू व कश्मीर	Jammu & Kashmir	01.04.2013	331	73	404
19	झारखंड	Jharkhand	01.08.2012	606	5	611
20	कर्नाटक	Karnataka	01.05.2013			
		Bruhat Bangalore Mahangara Palike, Municipal Corp.& all Urban		550	33	583
		Areas under Village Panchayats		523	31	554
21	केरल	Kerala	01.05.2013	510	47	557
22	लक्षद्वीप	Lakshadweep	01.04.2013	472	0	472
23	मध्य प्रदेश	Madhya Pradesh (Urban Areas)	01.04.2013	480	58	539
		(Rural Areas)		427	53	480
24	महाराष्ट्र	Maharashtra	01.08.2012	514	54	569
25	महाराष्ट्र-मुंबई-(बी.ई.एस.टी.)	Maharashtra - Mumbai-(B.E.S.T)	01.09.2013	928	107	1035
26	महाराष्ट्र-मुंबई-(रिलायंस एनर्जी)	Maharashtra - Mumbai-(Reliance Energy)	01.09.2013	923	106	1029
27	महाराष्ट्र-मुंबई-(टाटा)	Maharashtra - Mumbai-(TATA's)	01.07.2013	663	83	746
28	मणिपुर	Manipur	01.09.2012	290	2	292
29	मिजोरम	Mizoram	01.08.2012	383	0	383
30	मेघालय	Meghalaya	01.04.2013	467	1	468
31	नागालैंड	Nagaland	01.04.2013	444	0	444
32	उड़ीसा	Orissa	01.04.2013	540	22	562
33	पुदुचेरी	Puducherry	01.04.2013	444	0	444
34	पंजाब	Punjab	01.04.2013	676	88	764
35	राजस्थान	Rajasthan	07.06.2013	530	65	595
36	सिक्किम	Sikkim (URBAN)	01.04.2013	573	0	573
		(RURAL)		448	0	448
37	तमिल नाडु	Tamil Nadu	21.06.2013	551	28	579
38	त्रिपुरा	Tripura	01.04.2013	720	0	720
39	उत्तराखंड	Uttarakhand	01.05.2013	442	20	462
40	उत्तर प्रदेश	Uttar Pradesh (URBAN)	10.06.2013	750	5	755
		(RURAL)		638	5	643
41	पश्चिम बंगाल	West Bengal (URBAN)	01.04.2013	687	52	739
		(RURAL)		672	50	723
42	पश्चिम बंगाल-कोलकाता-(सी.ई.एस.सी.)	West Bengal - (CESC Ltd., Kolkata)	01.04.2013	634	48	681
43	पश्चिम बंगाल-(डी.पी.एस.सी.)	West Bengal - (DPSC Ltd.)	01.04.2013	494	37	531
44	पश्चिम बंगाल-दुर्गापुर परियोजना	West Bengal-Durgapur Projects Ltd.	01.04.2013	473	35	509

- Index of States
- 1 A&N Island
 - 2 Andhra Pradesh
 - 3 Arunachal Pradesh
 - 4 Assam (Urban)
 - 5 Assam (Rural)
 - 6 Bihar
 - 7 Chandigarh
 - 8 Chhattishgarh
 - 9 Dadr&Ngr Haveli
 - 10 Daman & Diu
 - 11 Delhi (BSES/NDPL)
 - 12 Delhi (NDMC)
 - 13 Goa
 - 14 Gujarat
 - 15 Gujarat (Ahmadabad)
 - 16 Gujarat (Surat)
 - 17 Haryana
 - 18 Himachal Pradesh
 - 19 Jammu & Kashmir
 - 20 Jharkhand
 - 21 Karnataka (Non-Rural)
 - 22 Karnataka (Rural)
 - 23 Kerala
 - 24 Lakshadweep
 - 25 MP (Urban)
 - 26 MP (Rural)
 - 27 Maharashtra
 - 28 Maharashtra - Mumbai-(B.E.S.T)
 - 29 Maharashtra - Mumbai-(Reliance Energy)
 - 30 Maharashtra - Mumbai-(TATA's)
 - 31 Manipur
 - 32 Mizoram
 - 33 Meghalaya
 - 34 Nagaland
 - 35 Orissa
 - 36 Pondichery
 - 37 Punjab
 - 38 Rajasthan
 - 39 Sikkim (Urban)
 - 40 Sikkim (Rural)
 - 41 Tamil Nadu
 - 42 Tripura
 - 43 Uttaranchal
 - 44 U. P. (Urban)
 - 45 U. P. (Rural)
 - 46 West Bengal (Urban)
 - 47 West Bengal (Rural)
 - 48 W. B. (Kolkata CESC)
 - 49 West Bengal-DPSC
 - 50 West Bengal (DPL)

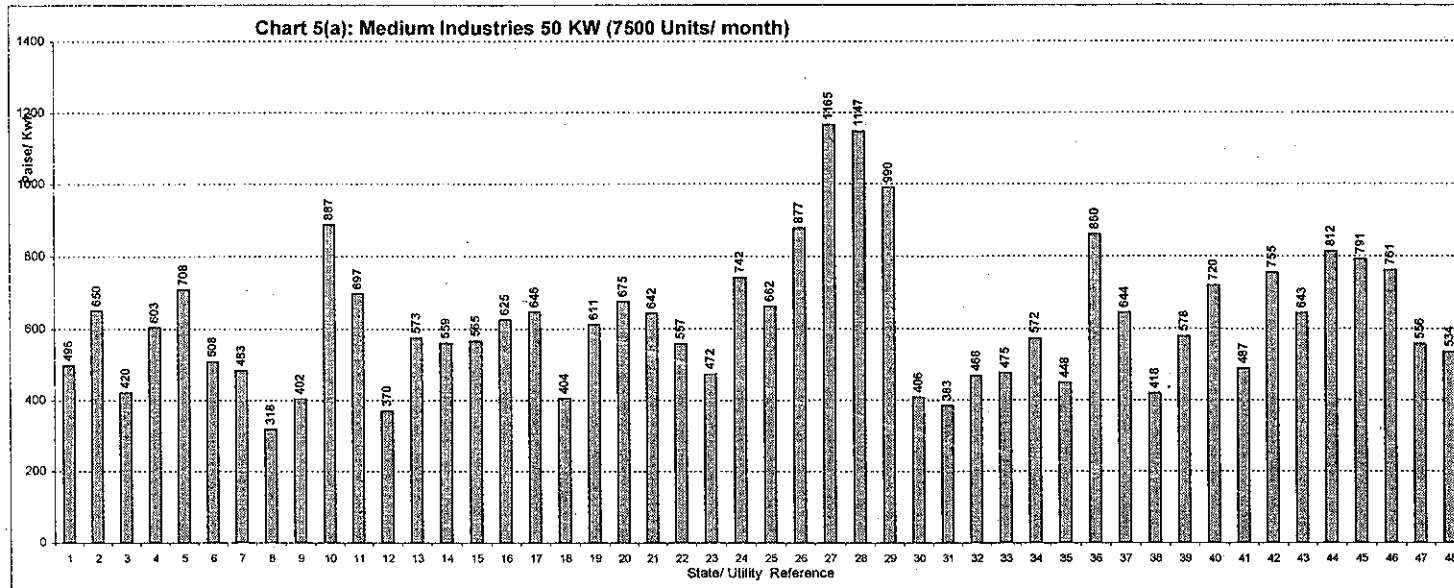


सारणी सं० 5 (क): मध्यम उद्योग 50 कि०. वा०. (7500 यूनिट/माह)
TABLE NO.5(a): MEDIUM INDUSTRIES 50 KW (7500 Units/Month)

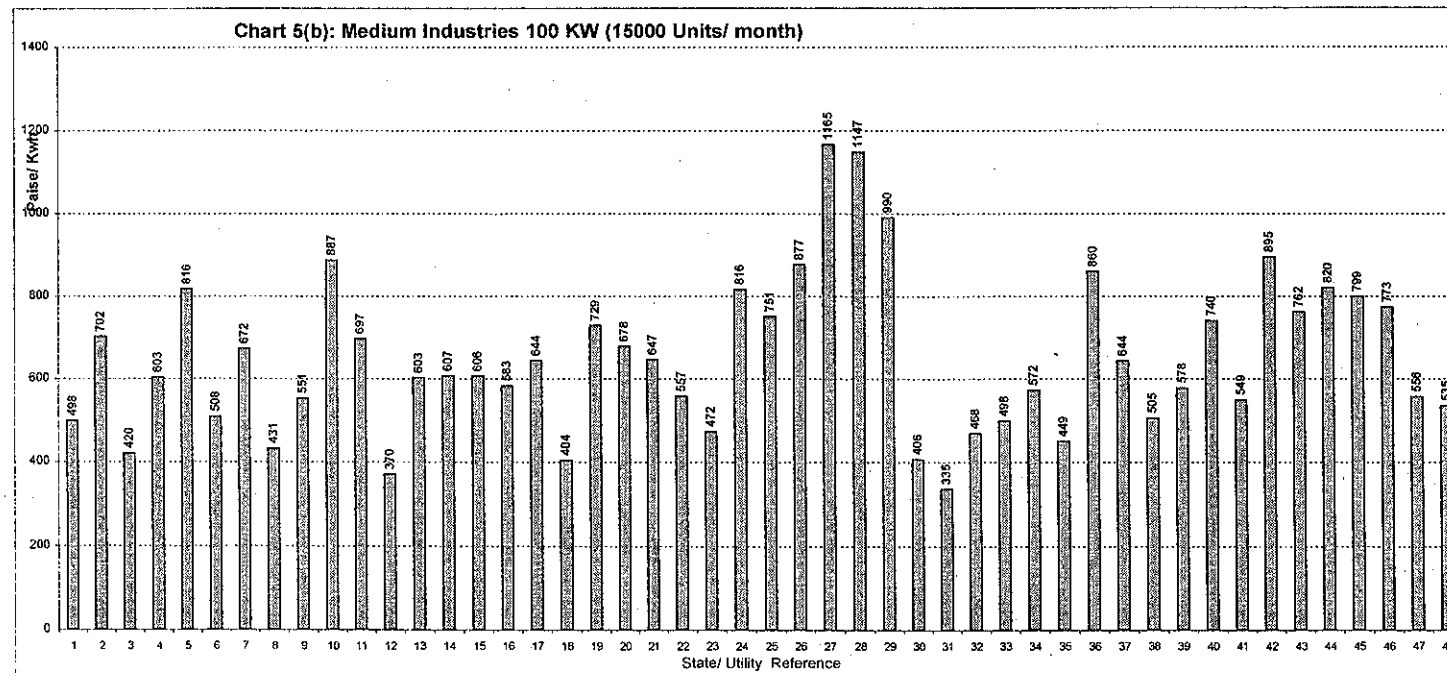
क्रमांक Sr. No.	युटिलिटी का नाम	Name of Utility	Tariff effective from	Av. Rate (P/KWh)	Duty/Tax (P/KWh)	Total (P/KWh)
1	अंडेमान एण्ड निकोबार	Andaman & Nicobar Island	01.04.2013	496	0	496
2	आंध्र प्रदेश	Andhra Pradesh	01.04.2013	644	6	650
3	अरुणाचल प्रदेश	Arunachal Pradesh	01.04.2013	420	0	420
4	आसाम	Assam	01.12.2013	593	10	603
5	बिहार	Bihar	01.04.2013	668	40	708
6	चंडीगढ़	Chandigarh	01.04.2013	497	11	508
7	छत्तीस गढ़	Chhattishgarh	01.08.2013	464	19	483
8	दादरा एवं नागर हवेली	Dadra & Nagar Haveli	01.04.2013	318	0	318
9	दमन एवं दिव	Daman & Diu	01.04.2013	402	0	402
10	दिल्ली-(बी.वाइ.पी.एल./बी.आर.पी.एल./एन.डी.पी.ए.)	Delhi-(BYPL/BRPL/NDPL-TPDDL)	01.08.2013	844	42	887
11	दिल्ली-(एन.डी.एम.सी.)	Delhi-(NDMC)	01.08.2013	663	33	697
12	गोवा	Goa	01.04.2013	300	70	370
13	गुजरात	Gujarat	01.04.2013	521	52	573
14	गुजरात-(टोरेन्ट पावर लि०, अहमदाबाद)	Gujarat-(Torrent Power Ltd., Ahmedabad)	01.04.2013	508	51	559
15	गुजरात-(टोरेन्ट पावर लि०, सुरत)	Gujarat-(Torrent Power Ltd., Surat)	01.04.2013	514	51	565
16	हरियाणा	Haryana	01.04.2013	610	15	625
17	हिमाचल प्रदेश	Himachal Pradesh	01.04.2013	562	84	646
18	जम्मू व कश्मीर	Jammu & Kashmir	01.04.2013	331	73	404
19	झारखंड	Jharkhand	01.08.2012	606	5	611
20	कर्नाटक	Karnataka	01.05.2013			
		Bruhat Bangalore Mahangara Palike, Municipal Corp.& all Urban		637	38	675
		Areas under Village Panchayats		606	36	642
21	केरल	Kerala	01.05.2013	510	47	557
22	लक्षद्वीप	Lakshadweep	01.04.2013	472	0	472
23	मध्य प्रदेश	Madhya Pradesh (Urban Areas)	01.04.2013	667	75	742
		(Rural Areas)		593	68	662
24	महाराष्ट्र	Maharashtra	01.08.2012	797	80	877
25	महाराष्ट्र-मुम्बई-(बी.ई.एस.टी.)	Maharashtra - Mumbai-(B.E.S.T)	01.09.2013	1048	117	1165
26	महाराष्ट्र-मुम्बई-(रिलायंस एनर्जी)	Maharashtra - Mumbai-(Reliance Energy)	01.09.2013	1031	116	1147
27	महाराष्ट्र-मुम्बई-(टाटा)	Maharashtra - Mumbai-(TATA's)	01.07.2013	887	103	990
28	मणिपुर	Manipur	01.09.2012	404	2	406
29	मिजोरम	Mizoram	01.08.2012	383	0	383
30	मेघालय	Meghalaya	01.04.2013	467	1	468
31	नागालैंड	Nagaland	01.04.2013	475	0	475
32	उड़ीसा	Orissa	01.04.2013	540	32	572
33	पुदुचेरी	Puducherry	01.04.2013	448	0	448
34	पंजाब	Punjab	01.04.2013	761	99	860
35	राजस्थान	Rajasthan	07.06.2013	579	65	644
36	सिक्किम	Sikkim (AT 11 KV)	01.04.2013	418	0	418
37	तमिल नाडु	Tamil Nadu	21.06.2013	550	28	578
38	त्रिपुरा	Tripura	01.04.2013	720	0	720
39	उत्तराखंड	Uttarakhand	01.05.2013	467	20	487
40	उत्तर प्रदेश	Uttar Pradesh (URBAN)	10.06.2013	750	5	755
		(RURAL)		638	5	643
41	पश्चिम बंगाल	West Bengal (URBAN)	01.04.2013	722	90	812
		(RURAL)		703	88	791
42	पश्चिम बंगाल-कोलकाता-(सी.ई.एस.सी.)	West Bengal - (CESC Ltd., Kolkata)	01.04.2013	677	85	761
43	पश्चिम बंगाल-(डि.पी.एस.सी.)	West Bengal - (DPSC Ltd.)	01.04.2013	494	62	556
44	पश्चिम बंगाल-दुर्गापुर परियोजना	West Bengal-Durgapur Projects Ltd.	01.04.2013	475	59	534

सारणी सं० 5 (ख): मध्यम उद्योग 100 कि० वा०. (15000 यूनिट/माह)
TABLE NO.5(b): MEDIUM INDUSTRIES 100 KW (15000 Units/Month)

क्रमांक Sr. No.	युटिलिटी का नाम	Name of Utility	Tariff effective from	Av. Rate (P/KWh)	Duty/Tax (P/KWh)	Total (P/KWh)
1	अंडमान एण्ड निकोबार	Andaman & Nicobar Island	01.04.2013	498	0	498
2	आंध्र प्रदेश	Andhra Pradesh	01.04.2013	696	6	702
3	अरुणाचल प्रदेश	Arunachal Pradesh	01.04.2013	420	0	420
4	आसाम	Assam	01.12.2013	593	10	603
5	बिहार	Bihar	01.04.2013	770	46	816
6	चंडीगढ़	Chandigarh	01.04.2013	497	11	508
7	छत्तीस गढ़	Chhattishgarh	01.08.2013	634	38	672
8	दादरा एवं नागर हवेली	Dadra & Nagar Haveli (AT 11 KV)	01.04.2013	431	0	431
9	दमन एवं दिव	Daman & Diu	01.04.2013	551	0	551
10	दिल्ली-(बी.वाइ.पी.एल./बी.आर.पी.एल./एन.डी.पी.ए.)	Delhi-(BYPL/BRPL/NDPL-TPDDL)	01.08.2013	844	42	887
11	दिल्ली-(एन.डी.एम.सी.)	Delhi-(NDMC)	01.08.2013	663	33	697
12	गोवा	Goa	01.04.2013	300	70	370
13	गुजरात	Gujarat	01.04.2013	548	55	603
14	गुजरात-(टोरेन्ट पावर लि०, अहमदाबाद)	Gujarat-(Torrent Power Ltd., Ahmedabad)	01.04.2013	552	55	607
15	गुजरात-(टोरेन्ट पावर लि०, सुरत)	Gujarat-(Torrent Power Ltd., Surat)	01.04.2013	551	55	606
16	हरियाणा	Haryana	01.04.2013	568	15	583
17	हिमाचल प्रदेश	Himachal Pradesh	01.04.2013	560	84	644
18	जम्मू व कश्मीर	Jammu & Kashmir	01.04.2013	331	73	404
19	झारखंड	Jharkhand	01.08.2012	724	5	729
20	कर्नाटक	Karnataka	01.05.2013			
		Bruhat Bangalore Mahangara Palike, Municipal Corp. & all Urban Areas		640	38	678
		Areas under Village Panchayats		610	37	647
21	केरल	Kerala	01.05.2013	510	47	557
22	लक्षद्वीप	Lakshadweep	01.04.2013	472	0	472
23	मध्य प्रदेश	Madhya Pradesh (Urban Areas)	01.04.2013	735	81	816
		(Rural Areas)		675	76	751
24	महाराष्ट्र	Maharashtra	01.08.2012	797	80	877
25	महाराष्ट्र-मुम्बई-(बी.ई.एस.टी.)	Maharashtra - Mumbai-(B.E.S.T)	01.09.2013	1048	117	1165
26	महाराष्ट्र-मुम्बई-(रिलायंस एनर्जी)	Maharashtra - Mumbai-(Reliance Energy)	01.09.2013	1031	116	1147
27	महाराष्ट्र-मुम्बई-(टाटा)	Maharashtra - Mumbai-(TATA's)	01.07.2013	887	103	990
28	मणिपुर	Manipur	01.09.2012	404	2	406
29	मिजोरम	Mizoram	01.08.2012	335	0	335
30	मेघालय	Meghalaya	01.04.2013	467	1	468
31	नागालैंड	Nagaland	01.04.2013	498	0	498
32	उड़ीसा	Orissa	01.04.2013	540	32	572
33	पुदुचेरी	Puducherry	01.04.2013	449	0	449
34	पंजाब	Punjab	01.04.2013	761	99	860
35	राजस्थान	Rajasthan	07.06.2013	579	65	644
36	सिक्किम	Sikkim (AT 11 KV)	01.04.2013	505	0	505
37	तमिल नाडु	Tamil Nadu	21.06.2013	550	28	578
38	त्रिपुरा	Tripura	01.04.2013	740	0	740
39	उत्तराखंड	Uttarakhand	01.05.2013	524	25	549
40	उत्तर प्रदेश	Uttar Pradesh (URBAN)	10.06.2013	890	5	895
		(RURAL)		757	5	762
41	पश्चिम बंगाल	West Bengal (URBAN)	01.04.2013	729	91	820
		(RURAL)		710	89	799
42	पश्चिम बंगाल-कोलकता-(सी.ई.एस.सी.)	West Bengal - (CESC Ltd., Kolkata)	01.04.2013	688	86	773
43	पश्चिम बंगाल-(डी.पी.एस.सी.)	West Bengal - (DPSC Ltd.)	01.04.2013	494	62	556
44	पश्चिम बंगाल-दुर्गापुर परियोजना	West Bengal-Durgapur Projects Ltd.	01.04.2013	475	59	535



- Index of States**
- 1 A&N Island
 - 2 Andhra Pradesh
 - 3 Arunachal Pradesh
 - 4 Assam
 - 5 Bihar
 - 6 Chandigarh
 - 7 Chhattishgarh
 - 8 Dadr&Ngr Havelli
 - 9 Daman & Diu
 - 10 Delhi (BSES/NDPL)
 - 11 Delhi (NDMC)
 - 12 Goa
 - 13 Gujarat
 - 14 Gujarat (Ahmadabad)
 - 15 Gujarat (Surat)
 - 16 Haryana
 - 17 Himachal Pradesh
 - 18 Jammu & Kashmir
 - 19 Jharkhand
 - 20 Karnataka(Bangalore Metro)
 - 21 Karnataka(Other Areas)
 - 22 Kerala
 - 23 Lakshadweep
 - 24 MP (Urban)
 - 25 MP (Rural)
 - 26 Maharashtra
 - 27 Maharashtra - Mumbai-(B.E.S.T)
 - 28 Maharashtra - Mumbai-(Reliance Energy)
 - 29 Maharashtra - Mumbai-(TATA's)
 - 30 Manipur
 - 31 Mizoram
 - 32 Meghalaya
 - 33 Nagaland
 - 34 Orissa
 - 35 Pondicherry
 - 36 Punjab
 - 37 Rajasthan
 - 38 Sikkim
 - 39 Tamil Nadu
 - 40 Tripura
 - 41 Uttaranchal
 - 42 U. P. (Urban)
 - 43 U. P. (Rural)
 - 44 West Bengal (Urban)
 - 45 West Bengal (Rural)
 - 46 W. B. (Kolkata CESC)
 - 47 West Bengal-DPSC
 - 48 West Bengal (DPL)



सारणी सं० 6 (क): बड़े उद्योग 250 कि०. वा०. 40% भार गुणाक (73000 यूनिट/माह) (11 कि०. वोल्ट पर)

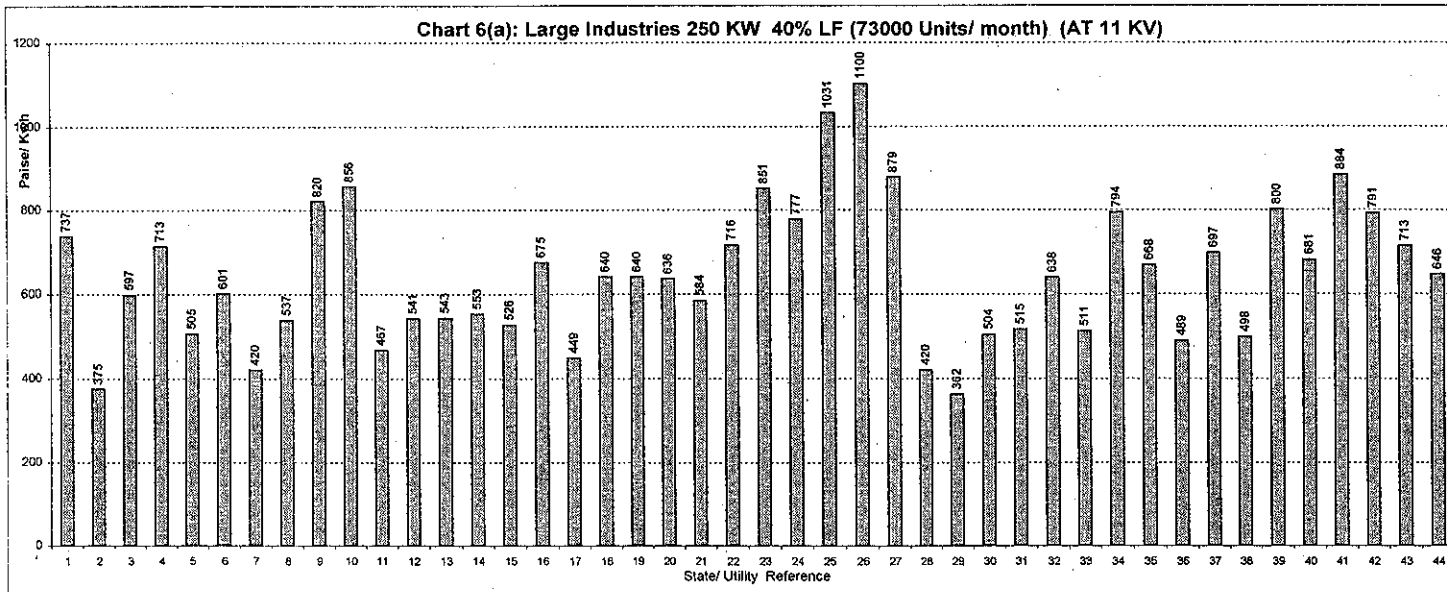
TABLE NO.6(a): LARGE INDUSTRIES 250 KW 40% LF (73000 Units/Month) (AT 11 KV)

क्रमांक Sr. No.	युटिलिटी का नाम	Name of Utility	Tariff effective from	Av. Rate (P/KWh)	Duty/Tax (P/KWh)	Total (P/KWh)
1	आंध्र प्रदेश	Andhra Pradesh	01.04.2013	731	6	737
2	अरुणाचल प्रदेश	Arunachal Pradesh	01.04.2013	375	0	375
3	आसाम	Assam	01.12.2013	587	10	597
4	बिहार	Bihar	01.04.2013	673	40	713
5	चंडीगढ़	Chandigarh	01.04.2013	494	11	505
6	छत्तीस गढ़	Chhattishgarh	01.08.2013	501	100	601
7	दादरा एवं नागर हवेली	Dadra & Nagar Haveli	01.04.2013	420	0	420
8	दमन एवं दिव	Daman & Diu	01.04.2013	537	0	537
9	दिल्ली-(बी.वाइ.पी.एल./बी.आर.पी.एल./एन.डी.पी.ए)	Delhi-(BYPL/BRPL/NDPL-TPDDL)	01.08.2013	781	39	820
10	दिल्ली-(एन.डी.एम.सी.)	Delhi-(NDMC)	01.08.2013	815	41	856
11	गोवा	Goa	01.04.2013	397	70	467
12	गुजरात	Gujarat	01.04.2013	471	71	541
13	गुजरात-(टोरेन्ट पावर लि०, अहमदाबाद)	Gujarat-(Torrent Power Ltd., Ahmedabad)	01.04.2013	472	71	543
14	गुजरात-(टोरेन्ट पावर लि०, सुरत)	Gujarat-(Torrent Power Ltd., Surat)	01.04.2013	481	72	553
15	हरियाणा	Haryana	01.04.2013	511	15	526
16	हिमाचल प्रदेश	Himachal Pradesh	01.04.2013	577	98	675
17	जम्मू व कश्मीर	Jammu & Kashmir	01.04.2013	368	81	449
18	झारखंड	Jharkhand	01.08.2012	635	5	640
19	कर्नाटक	Karnataka	01.05.2013			
		Bruhat Bangalore Mahangara Palike, Municipal Corp.& all Urban Areas under Village Panchayats		603	36	640
				600	36	636
20	केरल	Kerala	01.05.2013	574	10	584
21	लक्षद्वीप	Lakshadweep	01.04.2013	638	0	638
22	मध्य प्रदेश	Madhya Pradesh	01.04.2013	609	106	716
23	महाराष्ट्र	Maharashtra (Continious Industries)	01.08.2012	773	78	851
		(Non-continious Industries)		705	71	777
24	महाराष्ट्र-मुम्बई-(बी.ई.एस.टी.)	Maharashtra - Mumbai-(B.E.S.T)	01.09.2013	925	106	1031
25	महाराष्ट्र-मुम्बई-(रिलायंस एनर्जी)	Maharashtra - Mumbai-(Reliance Energy)	01.09.2013	988	112	1100
26	महाराष्ट्र-मुम्बई-(टाटा)	Maharashtra - Mumbai-(TATA's)	01.07.2013	785	94	879
27	मणिपुर	Manipur	01.09.2012	418	2	420
28	मिजोरम	Mizoram	01.08.2012	362	0	362
29	मेघालय	Meghalaya	01.04.2013	502	2	504
30	नागालैंड	Nagaland	01.04.2013	515	0	515
31	उड़ीसा	Orissa	01.04.2013	598	40	638
32	पुदुचेरी	Puducherry	01.04.2013	511	0	511
33	पंजाब	Punjab	01.04.2013	702	91	794
34	राजस्थान	Rajasthan	07.06.2013	603	65	668
35	सिक्किम	Sikkim	01.04.2013	489	0	489
36	तमिल नाडु	Tamil Nadu	21.06.2013	664	33	697
37	उत्तराखंड	Uttarakhand	01.05.2013	473	25	498
38	उत्तर प्रदेश	Uttar Pradesh (URBAN)	10.06.2013	795	5	800
		(RURAL)		676	5	681
39	पश्चिम बंगाल	West Bengal	01.04.2013	769	115	884
40	पश्चिम बंगाल-कोलकता-(सी.ई.एस.सी.)	West Bengal - (CESC Ltd., Kolkata)	01.04.2013	688	103	791
41	पश्चिम बंगाल-(डी.पी.एस.सी.)	West Bengal - (DPSC Ltd.)	01.04.2013	620	93	713
42	पश्चिम बंगाल-दुर्गापुर परियोजना	West Bengal-Durgapur Projects Ltd.	01.04.2013	562	84	646

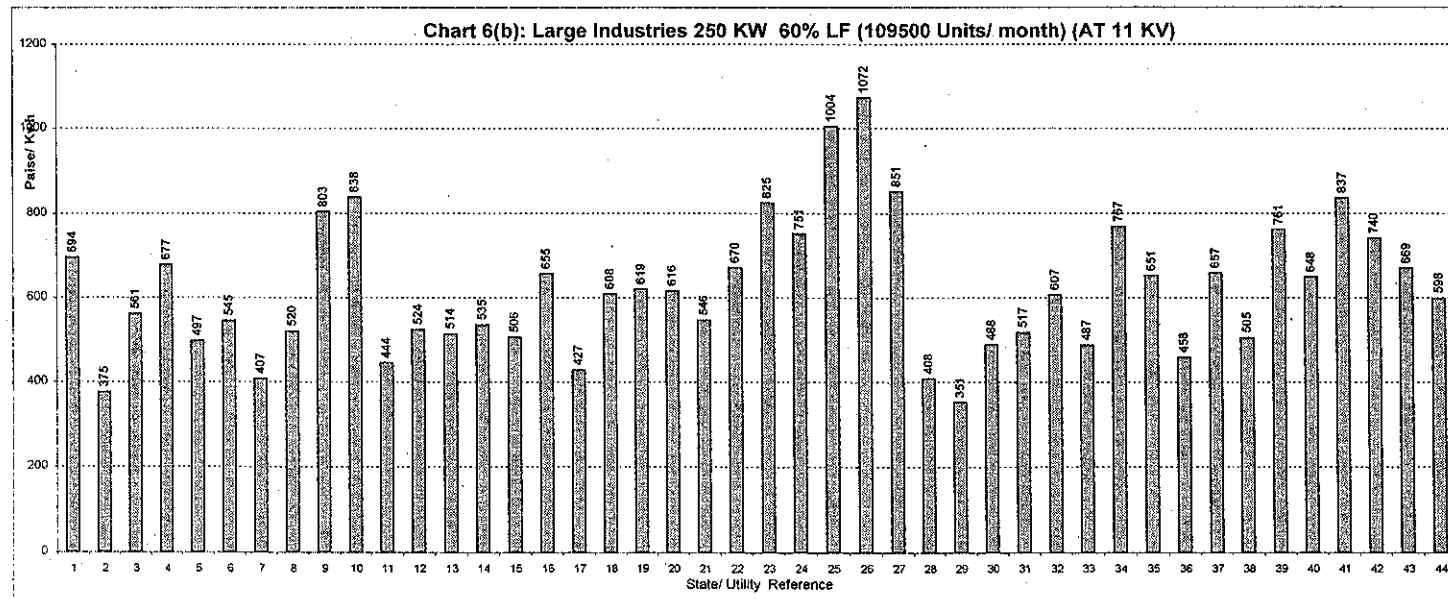
सारणी सं० 6 (ख): बड़े उद्योग 250 कि० वा०. 60% भार गुणाक (1095000 यूनिट/माह) (11 कि०. व००. पर)

TABLE NO.6(b): LARGE INDUSTRIES 250 KW 60% LF (109500 Units/Month) (AT 11 KV)

क्रमांक Sr. No.	युटिलिटी का नाम	Name of Utility	Tariff effective from	Av. Rate (P/KWh)	Duty/Tax (P/KWh)	Total (P/KWh)
1	आंध्र प्रदेश	Andhra Pradesh	01.04.2013	688	6	694
2	अरुणाचल प्रदेश	Arunachal Pradesh	01.04.2013	375	0	375
3	आसाम	Assam	01.12.2013	551	10	561
4	बिहार	Bihar	01.04.2013	638	38	677
5	चंडीगढ़	Chandigarh	01.04.2013	486	11	497
6	छत्तीस गढ़	Chhattishgarh	01.08.2013	454	91	545
7	दादरा एवं नागर हवेली	Dadra & Nagar Haveli	01.04.2013	407	0	407
8	दमन एवं दिव	Daman & Diu	01.04.2013	520	0	520
9	दिल्ली-(बी.वड.पी.एल./बी.आर.पी.एल./एन.डी.पी.ए.)	Delhi-(BYPL/BRPL/NDPL-TPDDL)	01.08.2013	765	38	803
10	दिल्ली-(एन.डी.एम.सी.)	Delhi-(NDMC)	01.08.2013	798	40	838
11	गोवा	Goa	01.04.2013	374	70	444
12	गुजरात	Gujarat	01.04.2013	455	68	524
13	गुजरात-(टोरेन्ट पावर लि०, अहमदाबाद)	Gujarat-(Torrent Power Ltd., Ahmedabad)	01.04.2013	447	67	514
14	गुजरात-(टोरेन्ट पावर लि०, सुरत)	Gujarat-(Torrent Power Ltd., Surat)	01.04.2013	465	70	535
15	हरियाणा	Haryana	01.04.2013	491	15	506
16	हिमाचल प्रदेश	Himachal Pradesh	01.04.2013	560	95	655
17	जम्मू व कश्मीर	Jammu & Kashmir	01.04.2013	350	77	427
18	झारखंड	Jharkhand	01.08.2012	603	5	608
19	कर्नाटक	Karnataka	01.05.2013			
		Bruhat Bangalore Mahangara Palike, Municipal Corp.& all Urban Areas under Village Panchayats		584	35	619
20	केरल	Kerala	01.05.2013	581	35	616
21	लक्षद्वीप	Lakshadweep	01.04.2013	536	10	546
22	मध्य प्रदेश	Madhya Pradesh	01.04.2013	625	0	625
23	महाराष्ट्र	Maharashtra (Continious Industries)	01.08.2012	570	100	670
		(Non-continious Industries)		749	75	825
24	महाराष्ट्र-मुम्बई-(बी.ई.एस.टी.)	Maharashtra - Mumbai- (B.E.S.T)	01.09.2013	681	69	751
25	महाराष्ट्र-मुम्बई-(रिलायंस एनर्जी)	Maharashtra - Mumbai- (Reliance Energy)	01.09.2013	900	104	1004
26	महाराष्ट्र-मुम्बई-(टाटा)	Maharashtra - Mumbai- (TATA's)	01.09.2013	963	110	1072
27	मणीपुर	Manipur	01.07.2013	760	91	851
28	मिजोरम	Mizoram	01.09.2012	405	2	408
29	मेघालय	Meghalaya	01.08.2012	351	0	351
30	नागालैंड	Nagaland	01.04.2013	486	2	488
31	उड़ीसा	Orissa	01.04.2013	517	0	517
32	पुदुचेरी	Puducherry	01.04.2013	567	40	607
33	पंजाब	Punjab	01.04.2013	487	0	487
34	राजस्थान	Rajasthan	01.04.2013	679	88	767
35	सिक्किम	Sikkim	07.06.2013	586	65	651
36	तमिल नाडु	Tamil Nadu	01.04.2013	458	0	458
37	उत्तराखंड	Uttarakhand	21.06.2013	626	31	657
38	उत्तर प्रदेश	Uttar Pradesh (URBAN)	01.05.2013	480	25	505
		(RURAL)	10.06.2013	756	5	761
39	पश्चिम बंगाल	West Bengal	01.04.2013	643	5	648
40	पश्चिम बंगाल-कोलकता-(सी.ई.एस.सी.)	West Bengal - (CESC Ltd., Kolkata)	01.04.2013	727	109	837
41	पश्चिम बंगाल-(डी.पी.एस.सी.)	West Bengal - (DPSC Ltd.)	01.04.2013	643	97	740
42	पश्चिम बंगाल-दुर्गापुर परियोजना	West Bengal-Durgapur Projects Ltd.	01.04.2013	582	87	669
			01.04.2013	520	78	598



- Index of States
- 1 Andhra Pradesh
 - 2 Arunachal Pradesh
 - 3 Assam
 - 4 Bihar
 - 5 Chandigarh
 - 6 Chhattishgarh
 - 7 Dadr&Ngr Haveli
 - 8 Daman & Diu
 - 9 Delhi (BSES/NDPL)
 - 10 Delhi (NDMC)
 - 11 Goa
 - 12 Gujarat
 - 13 Gujarat (Ahmadabad)
 - 14 Gujarat (Surat)
 - 15 Haryana
 - 16 Himachal Pradesh
 - 17 Jammu & Kashmir
 - 18 Jharkhand
 - 19 Karnataka(Bangalore Metro)
 - 20 Karnataka(Other Areas)
 - 21 Kerala
 - 22 M. P.
 - 23 Maharashtra (Continuous)
 - 24 Maharashtra (Non-Continuous)
 - 25 Maharashtra - Mumbai- (B.E.S.T.)
 - 26 Maharashtra - Mumbai- (Reliance Energy)
 - 27 Maharashtra - Mumbai- (TATA's)
 - 28 Manipur
 - 29 Mizoram
 - 30 Meghalaya
 - 31 Nagaland
 - 32 Orissa
 - 33 Pondicherry
 - 34 Punjab
 - 35 Rajasthan
 - 36 Sikkim
 - 37 Tamil Nadu
 - 38 Uttaranchal
 - 39 U. P. (Urban)
 - 40 U. P. (Rural)
 - 41 West Bengal
 - 42 W. B. (Kolkata CESC)
 - 43 West Bengal-DPSC
 - 44 West Bengal (DPL)



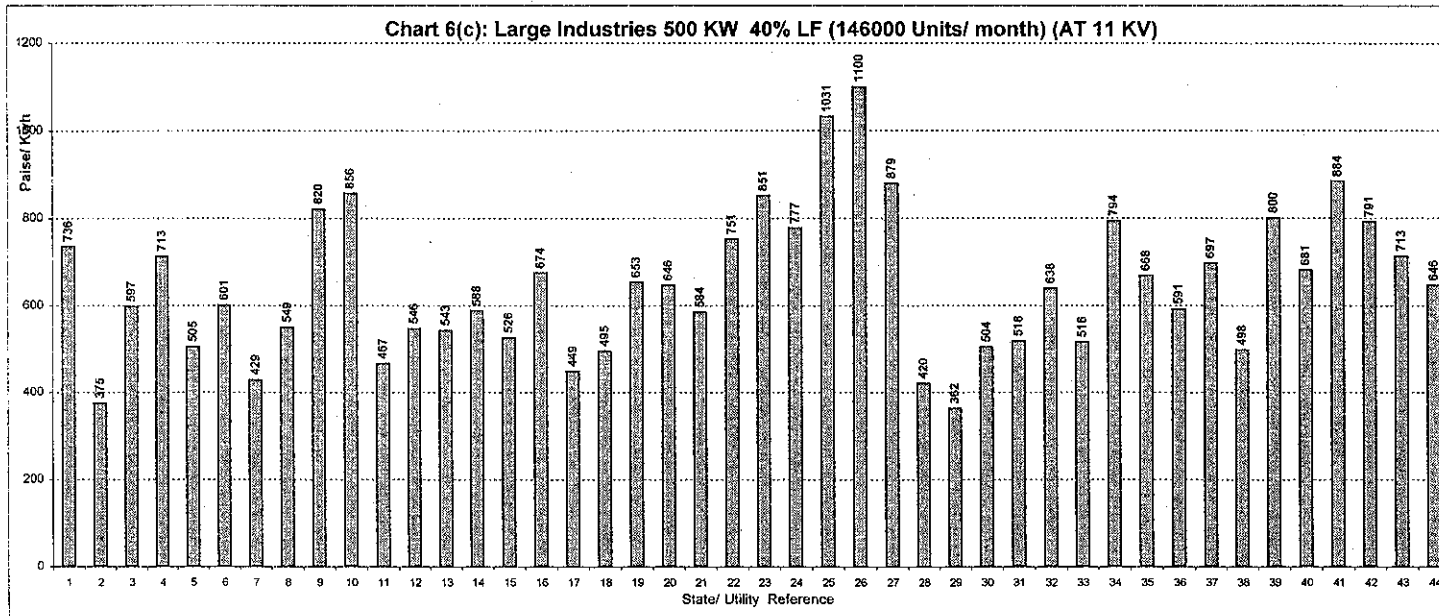
सारणी सं० 6 (ग): बड़े उद्योग 500 कि०. वा०. 40% भार गुणाक (146000 यूनिट/माह) (11 कि०. वो०. पर)

TABLE NO.6(c): LARGE INDUSTRIES 500 KW 40% LF (146000 Units/Month) (AT 11 KV)

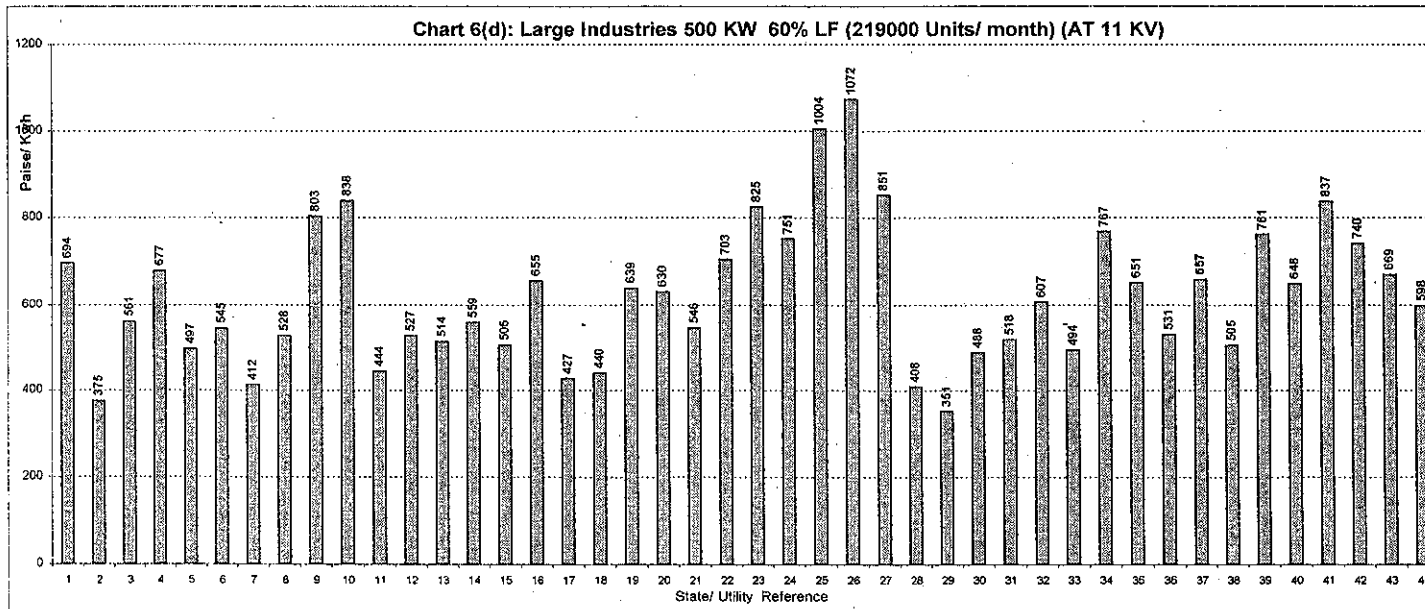
क्रमांक Sr. No.	युटिलिटी का नाम	Name of Utility	Tariff effective from	Av. Rate (P/KWh)	Duty/Tax (P/KWh)	Total (P/KWh)
1	आंध्र प्रदेश	Andhra Pradesh	01.04.2013	730	6	736
2	अरुणाचल प्रदेश	Arunachal Pradesh	01.04.2013	375	0	375
3	आसाम	Assam	01.12.2013	587	10	597
4	बिहार	Bihar	01.04.2013	673	40	713
5	चंडीगढ़	Chandigarh	01.04.2013	494	11	505
6	छत्तीस गढ़	Chhattishgarh	01.08.2013	501	100	601
7	दादरा एवं नागर हवेली	Dadra & Nagar Haveli	01.04.2013	429	0	429
8	दमन एवं दिव	Daman & Diu	01.04.2013	549	0	549
9	दिल्ली-(बी.वाइ.पी.एल./बी.आर.पी.एल./एन.डी.पी.ए.)	Delhi-(BYPL/BRPL/NDPL-TPDDL)	01.08.2013	781	39	820
10	दिल्ली-(एन.डी.एम.सी.)	Delhi-(NDMC)	01.08.2013	815	41	856
11	गोवा	Goa	01.04.2013	397	70	467
12	गुजरात	Gujarat	01.04.2013	475	71	546
13	गुजरात-(टोरेन्ट पावर लि०, अहमदाबाद)	Gujarat-(Torrent Power Ltd., Ahmedabad)	01.04.2013	472	71	543
14	गुजरात-(टोरेन्ट पावर लि०, सुरत)	Gujarat-(Torrent Power Ltd., Surat)	01.04.2013	511	77	588
15	हरियाणा	Haryana	01.04.2013	511	15	526
16	हिमाचल प्रदेश	Himachal Pradesh	01.04.2013	576	98	674
17	जम्मू व कश्मीर	Jammu & Kashmir	01.04.2013	368	81	449
18	झारखंड	Jharkhand	01.08.2012	490	5	495
19	कर्नाटक	Karnataka	01.05.2013			
		Bruhat Bangalore Mahangara Palike, Municipal Corp.& all Urban Areas under Village Panchayats		616	37	653
				609	37	646
20	केरल	Kerala	01.05.2013	574	10	584
21	लक्षद्वीप	Lakshadweep	01.04.2013	638	0	638
22	मध्य प्रदेश	Madhya Pradesh	01.04.2013	640	111	751
23	महाराष्ट्र	Maharashtra (Continious Industries)	01.08.2012	773	78	851
		(Non-continious Industries)		705	71	777
24	महाराष्ट्र-मुम्बई-(बी.ई.एस.टी.)	Maharastra - Mumbai-(B.E.S.T)	01.09.2013	925	106	1031
25	महाराष्ट्र-मुम्बई-(रिलायंस एनर्जी)	Maharastra - Mumbai-(Reliance Energy)	01.09.2013	988	112	1100
26	महाराष्ट्र-मुम्बई-(टाटा)	Maharastra - Mumbai-(TATA's)	01.07.2013	785	94	879
27	मणिपुर	Manipur	01.09.2012	418	2	420
28	मिजोरम	Mizoram	01.08.2012	362	0	362
29	मेघालय	Meghalaya	01.04.2013	502	3	504
30	नागालैंड	Nagaland	01.04.2013	518	0	518
31	उड़ीसा	Orissa	01.04.2013	598	40	638
32	पुदुचेरी	Puducherry	01.04.2013	516	0	516
33	पंजाब	Punjab	01.04.2013	702	91	794
34	राजस्थान	Rajasthan	07.06.2013	603	65	668
35	सिक्किम	Sikkim	01.04.2013	591	0	591
36	तमिल नाडु	Tamil Nadu	21.06.2013	664	33	697
37	उत्तराखंड	Uttarakhand	01.05.2013	473	25	498
38	उत्तर प्रदेश	Uttar Pradesh (URBAN)	10.06.2013	795	5	800
		(RURAL)		676	5	681
39	पश्चिम बंगाल	West Bengal	01.04.2013	769	115	884
40	पश्चिम बंगाल-कोलकता-(सी.ई.एस.सी.)	West Bengal - (CESC Ltd., Kolkata)	01.04.2013	688	103	791
41	पश्चिम बंगाल-(डि.पी.एस.सी.)	West Bengal - (DPSC Ltd.)	01.04.2013	620	93	713
42	पश्चिम बंगाल-दुर्गापुर परियोजना	West Bengal-Durgapur Projects Ltd.	01.04.2013	562	84	646

सारणी सं० 6 (घ): बड़े उद्योग 500 कि०. वा०. 60% भार गुणाक (219000 यूनिट/माह) (11 कि०. वो०. पर)
TABLE NO.6(d): LARGE INDUSTRIES 500 KW 60% LF (219000 Units/Month) (AT 11 KV)

क्रमांक Sr. No.	युटिलिटी का नाम	Name of Utility	Tariff effective from	Av. Rate (P/KWh)	Duty/Tax (P/KWh)	Total (P/KWh)
1	आंध्र प्रदेश	Andhra Pradesh	01.04.2013	688	6	694
2	अरुणाचल प्रदेश	Arunachal Pradesh	01.04.2013	375	0	375
3	आसाम	Assam	01.12.2013	551	10	561
4	बिहार	Bihar	01.04.2013	638	38	677
5	चंडीगढ़	Chandigarh	01.04.2013	486	11	497
6	छत्तीस गढ़	Chhattishgarh	01.08.2013	454	91	545
7	दादरा एवं नागर हवेली	Dadra & Nagar Haveli	01.04.2013	412	0	412
8	दमन एवं दिव	Daman & Diu	01.04.2013	528	0	528
9	दिल्ली-(बी.वाइ.पी.एल./बी.आर.पी.एल./एन.डी.पी.ए.)	Delhi-(BYPL/BRPL/NDPL-TPDDL)	01.08.2013	765	38	803
10	दिल्ली-(एन.डी.एम.सी.)	Delhi-(NDMC)	01.08.2013	798	40	838
11	गोवा	Goa	01.04.2013	374	70	444
12	गुजरात	Gujarat	01.04.2013	458	69	527
13	गुजरात-(टोरेन्ट पावर लि०, अहमदाबाद)	Gujarat-(Torrent Power Ltd., Ahmedabad)	01.04.2013	447	67	514
14	गुजरात-(टोरेन्ट पावर लि०, सुरत)	Gujarat-(Torrent Power Ltd., Surat)	01.04.2013	486	73	559
15	हरियाणा	Haryana	01.04.2013	491	15	506
16	हिमाचल प्रदेश	Himachal Pradesh	01.04.2013	560	95	655
17	जम्मू व कश्मीर	Jammu & Kashmir	01.04.2013	350	77	427
18	झारखंड	Jharkhand	01.08.2012	435	5	440
19	कर्नाटक	Karnataka	01.05.2013			
		Bruhat Bangalore Mahangara Palike, Municipal Corp. & all Urban		602	36	639
		Areas under Village Panchayats		594	36	630
20	केरल	Kerala	01.05.2013	536	10	546
21	लक्षद्वीप	Lakshadweep	01.04.2013	625	0	625
22	मध्य प्रदेश	Madhya Pradesh	01.04.2013	598	105	703
23	महाराष्ट्र	Maharashtra (Continious Industries)	01.08.2012	749	75	825
		(Non-continious Industries)		681	69	751
24	महाराष्ट्र-मुम्बई-(बी.ई.एस.टी.)	Maharastra - Mumbai-(B.E.S.T)	01.09.2013	900	104	1004
25	महाराष्ट्र-मुम्बई-(रिलायंस एनर्जी)	Maharastra - Mumbai-(Reliance Energy)	01.09.2013	963	110	1072
26	महाराष्ट्र-मुम्बई-(टाटा)	Maharastra - Mumbai-(TATA's)	01.07.2013	760	91	851
27	मणिपुर	Manipur	01.09.2012	405	2	408
28	मिजोरम	Mizoram	01.08.2012	351	0	351
29	मेघालय	Meghalaya	01.04.2013	486	3	488
30	नागालैंड	Nagaland	01.04.2013	518	0	518
31	उड़ीसा	Orissa	01.04.2013	567	40	607
32	पुदुचेरी	Puducherry	01.04.2013	494	0	494
33	पंजाब	Punjab	01.04.2013	679	88	767
34	राजस्थान	Rajasthan	07.06.2013	586	65	651
35	सिक्किम	Sikkim	01.04.2013	531	0	531
36	तमिल नाडु	Tamil Nadu	21.06.2013	626	31	657
37	उत्तराखंड	Uttarakhand	01.05.2013	480	25	505
38	उत्तर प्रदेश	Uttar Pradesh (URBAN)	10.06.2013	756	5	761
		(RURAL)		643	5	648
39	पश्चिम बंगाल	West Bengal	01.04.2013	727	109	837
40	पश्चिम बंगाल-कोलकता-(सी.ई.एस.सी.)	West Bengal - (CESC Ltd., Kolkata)	01.04.2013	643	97	740
41	पश्चिम बंगाल-(डी.पी.एस.सी.)	West Bengal - (DPSC Ltd.)	01.04.2013	582	87	669
42	पश्चिम बंगाल-दुर्गापुर परियोजना	West Bengal-Durgapur Projects Ltd.	01.04.2013	520	78	598



- Index of States
- 1 Andhra Pradesh
 - 2 Arunachal Pradesh
 - 3 Assam
 - 4 Bihar
 - 5 Chandigarh
 - 6 Chhattisgarh
 - 7 Dadr&Ngr Haveli
 - 8 Daman & Diu
 - 9 Delhi (BSES/NDPL)
 - 10 Delhi (NDMC)
 - 11 Goa
 - 12 Gujarat
 - 13 Gujarat (Ahmadabad)
 - 14 Gujarat (Surat)
 - 15 Haryana
 - 16 Himachal Pradesh
 - 17 Jammu & Kashmir
 - 18 Jharkhand
 - 19 Karnataka(Bangalore Metro)
 - 20 Karnataka(Other Areas)
 - 21 Kerala
 - 22 M. P.
 - 23 Maharashtra (Continuous)
 - 24 Maharashtra (Non-Continuous)
 - 25 Maharashtra - Mumbai-(B.E.S.T)
 - 26 Maharashtra - Mumbai-(Reliance Energy)
 - 27 Maharashtra - Mumbai-(TATA's)
 - 28 Manipur
 - 29 Mizoram
 - 30 Meghalaya
 - 31 Nagaland
 - 32 Orissa
 - 33 Pondicherry
 - 34 Punjab
 - 35 Rajasthan
 - 36 Sikkim
 - 37 Tamil Nadu
 - 38 Uttaranchal
 - 39 U. P. (Urban)
 - 40 U. P. (Rural)
 - 41 West Bengal
 - 42 W. B. (Kolkata CESC)
 - 43 West Bengal-DPSC
 - 44 West Bengal (DPL)

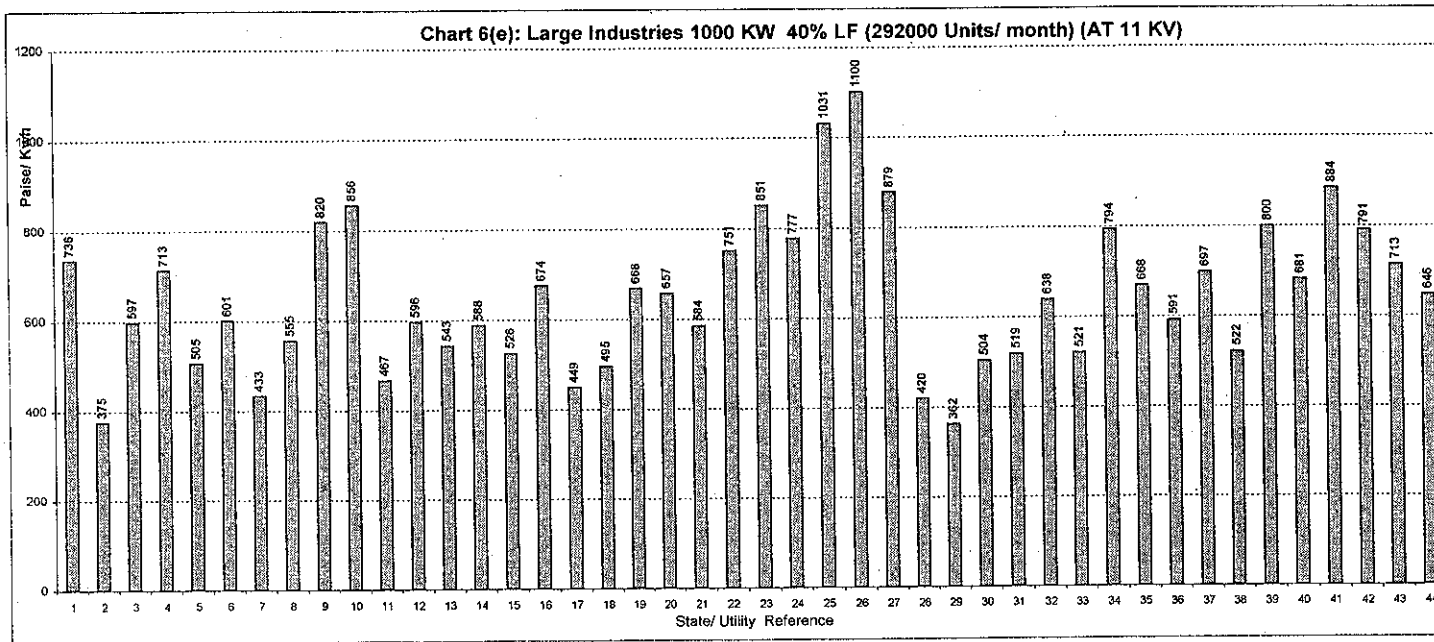


सारणी सं० 6 (इ): बड़े उद्योग 1000 कि० वा०. 40% भार गुणाक (292000 यूनिट/माह) (11 कि०. वो०. पर)
TABLE NO.6(e): LARGE INDUSTRIES 1000 KW 40% LF (292000 Units/Month) (AT 11 KV)

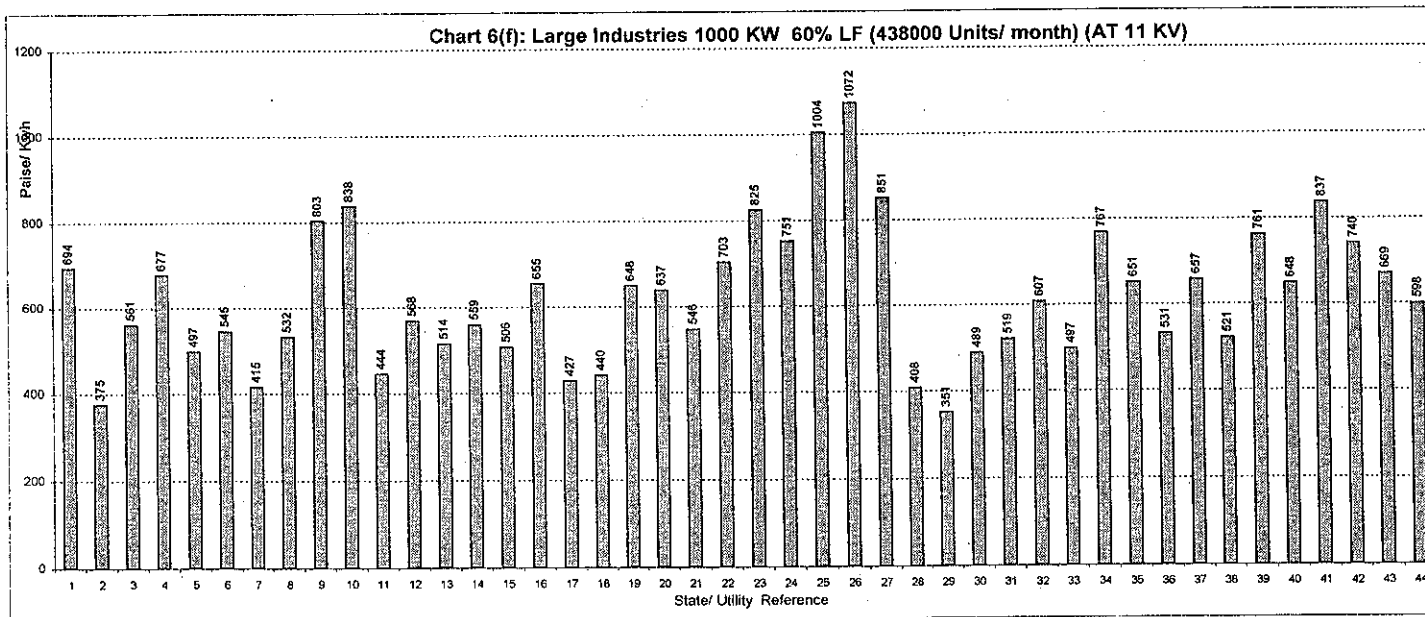
क्रमांक Sr. No.	युटिलिटी का नाम	Name of Utility	Tariff effective from	Av. Rate (P/KWh)	Duty/Tax (P/KWh)	Total (P/KWh)
1	आंध्र प्रदेश	Andhra Pradesh	01.04.2013	730	6	736
2	अरुणाचल प्रदेश	Arunachal Pradesh	01.04.2013	375	0	375
3	आसाम	Assam	01.12.2013	587	10	597
4	बिहार	Bihar	01.04.2013	673	40	713
5	चंडीगढ़	Chandigarh	01.04.2013	494	11	505
6	छत्तीस गढ़	Chhattishgarh	01.08.2013	501	100	601
7	दादरा एवं नागर हवेली	Dadra & Nagar Haveli	01.04.2013	433	0	433
8	दमन एवं दिव	Daman & Diu	01.04.2013	555	0	555
9	दिल्ली-(बी.व्हाइ.पी.एल./बी.आर.पी.एल./एन.डी.पी.ए.)	Delhi-(BYPL/BRPL/NDPL-TPDDL)	01.08.2013	781	39	820
10	दिल्ली-(एन.डी.एम.सी.)	Delhi-(NDMC)	01.08.2013	815	41	856
11	गोवा	Goa	01.04.2013	397	70	467
12	गुजरात	Gujarat	01.04.2013	518	78	596
13	गुजरात-(टोरेन्ट पावर लि०, अहमदाबाद)	Gujarat-(Torrent Power Ltd., Ahmedabad)	01.04.2013	472	71	543
14	गुजरात-(टोरेन्ट पावर लि०, सुरत)	Gujarat-(Torrent Power Ltd., Surat)	01.04.2013	511	77	588
15	हरियाणा	Haryana	01.04.2013	511	15	526
16	हिमाचल प्रदेश	Himachal Pradesh	01.04.2013	576	98	674
17	जम्मू व कश्मीर	Jammu & Kashmir	01.04.2013	368	81	449
18	झारखंड	Jharkhand	01.08.2012	490	5	495
19	कर्नाटक	Karnataka	01.05.2013			
		Bruhat Bangalore Mahangara Palike, Municipal Corp. & all Urban		630	38	668
		Areas under Village Panchayats		619	37	657
20	केरल	Kerala	01.05.2013	574	10	584
21	लक्षद्वीप	Lakshadweep	01.04.2013	638	0	638
22	मध्य प्रदेश	Madhya Pradesh	01.04.2013	640	111	751
23	महाराष्ट्र	Maharashtra (Continious Industries)	01.08.2012	773	78	851
		(Non-continious Industries)		705	71	777
24	महाराष्ट्र-मुम्बई-(बी.ई.एस.टी.)	Maharashtra - Mumbai-(B.E.S.T)	01.09.2013	925	106	1031
25	महाराष्ट्र-मुम्बई-(रिलायंस एनर्जी)	Maharashtra - Mumbai-(Reliance Energy)	01.09.2013	988	112	1100
26	महाराष्ट्र-मुम्बई-(टाटा)	Maharashtra - Mumbai-(TATA's)	01.07.2013	785	94	879
27	मणिपुर	Manipur	01.09.2012	418	2	420
28	मिजोरम	Mizoram	01.08.2012	362	0	362
29	मेघालय	Meghalaya	01.04.2013	502	3	504
30	नागालैंड	Nagaland	01.04.2013	519	0	519
31	उड़ीसा	Orissa	01.04.2013	598	40	638
32	पुदुचेरी	Puduchery	01.04.2013	521	0	521
33	पंजाब	Punjab	01.04.2013	702	91	794
34	राजस्थान	Rajasthan	07.06.2013	603	65	668
35	सिक्किम	Sikkim	01.04.2013	591	0	591
36	तमिल नाडु	Tamil Nadu	21.06.2013	664	33	697
37	उत्तराखंड	Uttarakhand	01.05.2013	497	25	522
38	उत्तर प्रदेश	Uttar Pradesh (URBAN)	10.06.2013	795	5	800
		(RURAL)		676	5	681
39	पश्चिम बंगाल	West Bengal	01.04.2013	769	115	884
40	पश्चिम बंगाल-कोलकता-(सी.ई.एस.सी.)	West Bengal - (CESC Ltd., Kolkata)	01.04.2013	688	103	791
41	पश्चिम बंगाल-(डी.पी.एस.सी.)	West Bengal - (DPSC Ltd.)	01.04.2013	620	93	713
42	पश्चिम बंगाल-दुर्गापुर परियोजना	West Bengal-Durgapur Projects Ltd.	01.04.2013	562	84	646

सारणी सं० 6 (च): बड़े उद्योग 1000 कि०. वा०. 60% भार गुणाक (438000 यूनिट/माह) (11 कि०. वो०. पर)
TABLE NO.6(f): LARGE INDUSTRIES 1000 KW 60% LF (438000 Units/Month) (AT 11 KV)

क्रमांक Sr. No.	युटिलिटी का नाम	Name of Utility	Tariff effective from	Av. Rate (P/KWh)	Duty/Tax (P/KWh)	Total (P/KWh)
1	आंध्र प्रदेश	Andhra Pradesh	01.04.2013	688	6	694
2	अरुणाचल प्रदेश	Arunachal Pradesh	01.04.2013	375	0	375
3	आसाम	Assam	01.12.2013	551	10	561
4	बिहार	Bihar	01.04.2013	638	38	677
5	चंडीगढ़	Chandigarh	01.04.2013	486	11	497
6	छत्तीस गढ़	Chhattishgarh	01.08.2013	454	91	545
7	दादरा एवं नागर हवेली	Dadra & Nagar Haveli	01.04.2013	415	0	415
8	दमन एवं दिव	Daman & Diu	01.04.2013	532	0	532
9	दिल्ली-(बी.वह.पी.एल./बी.आर.पी.एल./एन.डी.पी.ए.)	Delhi-(BYPL/BRPL/NDPL-TPDDL)	01.08.2013	765	38	803
10	दिल्ली-(एन.डी.एम.सी.)	Delhi-(NDMC)	01.08.2013	798	40	838
11	गोवा	Goa	01.04.2013	374	70	444
12	गुजरात	Gujarat	01.04.2013	494	74	568
13	गुजरात-(टोरेन्ट पावर लि०, अहमदाबाद)	Gujarat-(Torrent Power Ltd., Ahmedabad)	01.04.2013	447	67	514
14	गुजरात-(टोरेन्ट पावर लि०, सुरत)	Gujarat-(Torrent Power Ltd., Surat)	01.04.2013	486	73	559
15	हरियाणा	Haryana	01.04.2013	491	15	506
16	हिमाचल प्रदेश	Himachal Pradesh	01.04.2013	560	95	655
17	जम्मू व कश्मीर	Jammu & Kashmir	01.04.2013	350	77	427
18	झारखंड	Jharkhand	01.08.2012	435	5	440
19	कर्नाटक	Karnataka	01.05.2013			
		Bruhat Bangalore Mahangara Palike, Municipal Corp.& all Urban		612	37	648
		Areas under Village Panchayats		601	36	637
20	केरल	Kerala	01.05.2013	536	10	546
21	लक्षद्वीप	Lakshadweep	01.04.2013	625	0	625
22	मध्य प्रदेश	Madhya Pradesh	01.04.2013	598	105	703
23	महाराष्ट्र	Maharashtra (Continious Industries)	01.08.2012	749	75	825
		(Non-continious Industries)		681	69	751
24	महाराष्ट्र-मुम्बई-(बी.ई.एस.टी.)	Maharashtra - Mumbai-(B.E.S.T)	01.09.2013	900	104	1004
25	महाराष्ट्र-मुम्बई-(रिलायंस एनर्जी)	Maharashtra - Mumbai-(Reliance Energy)	01.09.2013	963	110	1072
26	महाराष्ट्र-मुम्बई-(टाटा)	Maharashtra - Mumbai-(TATA's)	01.07.2013	760	91	851
27	मणिपुर	Manipur	01.09.2012	405	2	408
28	मिजोरम	Mizoram	01.08.2012	351	0	351
29	मेघालय	Meghalaya	01.04.2013	486	3	489
30	नागालैंड	Nagaland	01.04.2013	519	0	519
31	उड़ीसा	Orissa	01.04.2013	567	40	607
32	पुदुचेरी	Puducherry	01.04.2013	497	0	497
33	पंजाब	Punjab	01.04.2013	679	88	767
34	राजस्थान	Rajasthan	07.06.2013	586	65	651
35	सिक्किम	Sikkim	01.04.2013	531	0	531
36	तमिल नाडु	Tamil Nadu	21.06.2013	626	31	657
37	उत्तराखंड	Uttarakhand	01.05.2013	496	25	521
38	उत्तर प्रदेश	Uttar Pradesh (URBAN)	10.06.2013	756	5	761
		(RURAL)		643	5	648
39	पश्चिम बंगाल	West Bengal	01.04.2013	727	109	837
40	पश्चिम बंगाल-कोलकता-(सी.ई.एस.सी.)	West Bengal - (CESC Ltd., Kolkata)	01.04.2013	643	97	740
41	पश्चिम बंगाल-(डी.पी.एस.सी.)	West Bengal - (DPSC Ltd.)	01.04.2013	582	87	669
42	पश्चिम बंगाल-दुर्गापुर परियोजना	West Bengal-Durgapur Projects Ltd.	01.04.2013	520	78	598



- Index of States
- 1 Andhra Pradesh
 - 2 Arunachal Pradesh
 - 3 Assam
 - 4 Bihar
 - 5 Chandigarh
 - 6 Chhattisgarh
 - 7 Dadr&Ngr Haveli
 - 8 Daman & Diu
 - 9 Delhi (BSES/NDPL)
 - 10 Delhi (NDMC)
 - 11 Goa
 - 12 Gujarat
 - 13 Gujarat (Ahmadabad)
 - 14 Gujarat (Surat)
 - 15 Haryana
 - 16 Himachal Pradesh
 - 17 Jammu & Kashmir
 - 18 Jharkhand
 - 19 Karnataka(Bangalore Metro)
 - 20 Karnataka(Other Areas)
 - 21 Kerala
 - 22 M. P.
 - 23 Maharashtra (Continuous)
 - 24 Maharashtra (Non-Continuous)
 - 25 Maharashtra - Mumbai-(B.E.S.T)
 - 26 Maharashtra - Mumbai-(Reliance Energy)
 - 27 Maharashtra - Mumbai-(TATA's)
 - 28 Manipur
 - 29 Mizoram
 - 30 Meghalaya
 - 31 Nagaland
 - 32 Orissa
 - 33 Pondicherry
 - 34 Punjab
 - 35 Rajasthan
 - 36 Sikkim
 - 37 Tamil Nadu
 - 38 Uttaranchal
 - 39 U. P. (Urban)
 - 40 U. P. (Rural)
 - 41 West Bengal
 - 42 W. B. (Kolkata CESC)
 - 43 West Bengal-DPSC
 - 44 West Bengal (DPL)



सारणी सं० 6 (ख): बड़े उद्योग 5000 कि०. वा०. 40% भार गुणाक (1460000 यूनिट/माह) (11 कि०. वो०. पर)

TABLE NO.6(g): LARGE INDUSTRIES 5000 KW 40% LF (1460000 Units/Month) (AT 11 KV)

क्रमांक Sr. No.	युटिलिटी का नाम	Name of Utility	Tariff effective from	Av. Rate (P/KWh)	Duty/Tax (P/KWh)	Total (P/KWh)
1	आंध्र प्रदेश	Andhra Pradesh	01.04.2013	729	6	735
2	अरुणाचल प्रदेश	Arunachal Pradesh	01.04.2013	375	0	375
3	आसाम	Assam	01.12.2013	587	10	597
4	चंडीगढ़	Chandigarh	01.04.2013	580	11	591
5	छत्तीस गढ़	Chhattishgarh	01.08.2013	501	100	601
6	दादरा एवं नागर हवेली	Dadra & Nagar Haveli	01.04.2013	440	0	440
7	दमन एवं दिव	Daman & Diu	01.04.2013	573	0	573
8	दिल्ली-(बी.व्हा.पी.एल./बी.आर.पी.एल./एन.डी.पी.ए)	Delhi-(BYPL/BRPL/NDPL-TPDDL)	01.08.2013	781	39	820
9	दिल्ली-(एन.डी.एम.सी.)	Delhi-(NDMC)	01.08.2013	815	41	856
10	गोवा	Goa	01.04.2013	397	70	467
11	गुजरात	Gujarat	01.04.2013	576	86	663
12	गुजरात-(टोरेन्ट पावर लि०, अहमदाबाद)	Gujarat-(Torrent Power Ltd., Ahmedabad)	01.04.2013	472	71	543
13	गुजरात-(टोरेन्ट पावर लि०, सुरत)	Gujarat-(Torrent Power Ltd., Surat)	01.04.2013	511	77	588
14	हरियाणा	Haryana	01.04.2013	511	15	526
15	हिमाचल प्रदेश	Himachal Pradesh	01.04.2013	648	110	758
16	जम्मू व कश्मीर	Jammu & Kashmir	01.04.2013	368	81	449
17	झारखंड	Jharkhand	01.08.2012	490	5	495
18	कर्नाटक	Karnataka	01.05.2013			
		Bruhat Bangalore Mahangara Palike, Municipal Corp.& all Urban Areas under Village Panchayats		641	38	679
				628	38	665
19	केरल	Kerala	01.05.2013	574	10	584
20	लक्षद्वीप	Lakshadweep	01.04.2013	638	0	638
21	मध्य प्रदेश	Madhya Pradesh	01.04.2013	640	111	751
22	महाराष्ट्र	Maharashtra (Continious Industries)	01.08.2012	773	78	851
		(Non-continious Industries)		705	71	777
23	महाराष्ट्र-मुम्बई-(बी.ई.एस.टी.)	Maharastra - Mumbai-(B.E.S.T)	01.09.2013	925	106	1031
24	महाराष्ट्र-मुम्बई-(रिलायंस एनर्जी)	Maharastra - Mumbai-(Reliance Energy)	01.09.2013	988	112	1100
25	महाराष्ट्र-मुम्बई-(टाटा)	Maharastra - Mumbai-(TATA's)	01.07.2013	785	94	879
26	मणिपुर	Manipur	01.09.2012	418	2	420
27	मिजोरम	Mizoram	01.08.2012	362	0	362
28	मेघालय	Meghalaya	01.04.2013	502	3	505
29	नागालैंड	Nagaland	01.04.2013	520	0	520
30	उड़ीसा	Orissa	01.04.2013	598	40	638
31	पंजाब	Punjab	01.04.2013	702	91	794
32	सिक्किम	Sikkim	01.04.2013	591	0	591
33	तमिल नाडु	Tamil Nadu	21.06.2013	674	34	708
34	उत्तराखंड	Uttarakhand	01.05.2013	497	25	522
35	उत्तर प्रदेश	Uttar Pradesh (URBAN)	10.06.2013	795	5	800
		(RURAL)		676	5	681
36	पश्चिम बंगाल	West Bengal	01.04.2013	769	115	884
37	पश्चिम बंगाल-कोलकता-(सी.ई.एस.सी.)	West Bengal - (CESC Ltd., Kolkata)	01.04.2013	688	103	791
38	पश्चिम बंगाल-(जे.पी.एस.सी.)	West Bengal - (DPSC Ltd.)	01.04.2013	620	93	713
39	पश्चिम बंगाल-दुर्गापुर परियोजना	West Bengal-Durgapur Projects Ltd.	01.04.2013	562	84	646

सारणी सं० 6 (ज): बड़े उद्योग 5000 कि० वा०. 60% भार गुणाक (2190000 यूनिट/माह) (11 कि० वो० पर)
TABLE NO.6(h): LARGE INDUSTRIES 5000 KW 60% LF (2190000 Unit/Month) (AT 11 KV)

क्रमांक Sr. No.	युटिलिटी का नाम	Name of Utility	Tariff effective from	Av. Rate (P/KWh)	Duty/Tax (P/KWh)	Total (P/KWh)
1	आंध्र प्रदेश	Andhra Pradesh	01.04.2013	687	6	693
2	अरुणाचल प्रदेश	Arunachal Pradesh	01.04.2013	375	0	375
3	आसाम	Assam	01.12.2013	551	10	561
4	चंडीगढ़	Chandigarh	01.04.2013	571	11	582
5	छत्तीस गढ़	Chhattishgarh	01.08.2013	454	91	545
6	दादरा एवं नागर हवेली	Dadra & Nagar Haveli	01.04.2013	421	0	421
7	दमन एवं दिव	Daman & Diu	01.04.2013	550	0	550
8	दिल्ली-(बी.वाइ.पी.एल./बी.आर.पी.एल./एन.डी.पी.ए)	Delhi-(BYPL/BRPL/NDPL-TPDDL)	01.08.2013	765	38	803
9	दिल्ली-(एन.डी.एम.सी.)	Delhi-(NDMC)	01.08.2013	798	40	838
10	गोवा	Goa	01.04.2013	374	70	444
11	गुजरात	Gujarat	01.04.2013	536	80	616
12	गुजरात-(टोरेन्ट पावर लि०, अहमदाबाद)	Gujarat-(Torrent Power Ltd., Ahmedabad)	01.04.2013	447	67	514
13	गुजरात-(टोरेन्ट पावर लि०, सुरत)	Gujarat-(Torrent Power Ltd., Surat)	01.04.2013	486	73	559
14	हरियाणा	Haryana	01.04.2013	491	15	506
15	हिमाचल प्रदेश	Himachal Pradesh	01.04.2013	613	104	717
16	जम्मू व कश्मीर	Jammu & Kashmir	01.04.2013	350	77	427
17	झारखंड	Jharkhand	01.08.2012	435	5	440
18	कर्नाटक	Karnataka	01.05.2013			
		Bruhat Bangalore Mahangara Palike, Municipal Corp.& all Urban		619	37	656
		Areas under Village Panchayats		607	36	643
19	केरल	Kerala	01.05.2013	536	10	546
20	लक्षद्वीप	Lakshadweep	01.04.2013	625	0	625
21	मध्य प्रदेश	Madhya Pradesh	01.04.2013	598	105	703
22	महाराष्ट्र	Maharashtra (Continious Industries)	01.08.2012	749	75	825
		(Non-continious Industries)		681	69	751
23	महाराष्ट्र-मुम्बई-(बी.ई.एस.टी.)	Maharastra - Mumbai-(B.E.S.T)	01.09.2013	900	104	1004
24	महाराष्ट्र-मुम्बई-(रिलायंस एनर्जी)	Maharastra - Mumbai-(Reliance Energy)	01.09.2013	963	110	1072
25	महाराष्ट्र-मुम्बई-(टाटा)	Maharastra - Mumbai-(TATA's)	01.07.2013	760	91	851
26	मणीपुर	Manipur	01.09.2012	405	2	408
27	मिजोरम	Mizoram	01.08.2012	351	0	351
28	मेघालय	Meghalaya	01.04.2013	486	3	489
29	नागालैंड	Nagaland	01.04.2013	520	0	520
30	उड़ीसा	Orissa	01.04.2013	567	40	607
31	पंजाब	Punjab	01.04.2013	679	88	767
32	सिक्किम	Sikkim	01.04.2013	531	0	531
33	तमिल नाडु	Tamil Nadu	21.06.2013	636	32	668
34	उत्तराखंड	Uttarakhand	01.05.2013	496	25	521
35	उत्तर प्रदेश	Uttar Pradesh (URBAN)	10.06.2013	756	5	761
		(RURAL)		643	5	648
36	पश्चिम बंगाल	West Bengal	01.04.2013	727	109	837
37	पश्चिम बंगाल-कोलकता-(सी.ई.एस.सी.)	West Bengal - (CESC Ltd., Kolkata)	01.04.2013	643	97	740
38	पश्चिम बंगाल-(डी.पी.एस.सी.)	West Bengal - (DPSC Ltd.)	01.04.2013	582	87	669
39	पश्चिम बंगाल-दुर्गापुर परियोजना	West Bengal-Durgapur Projects Ltd.	01.04.2013	520	78	598

Chart 6(g): Large Industries 5000 KW 40% LF (1,460,000 Units/ month) (AT 11 KV)

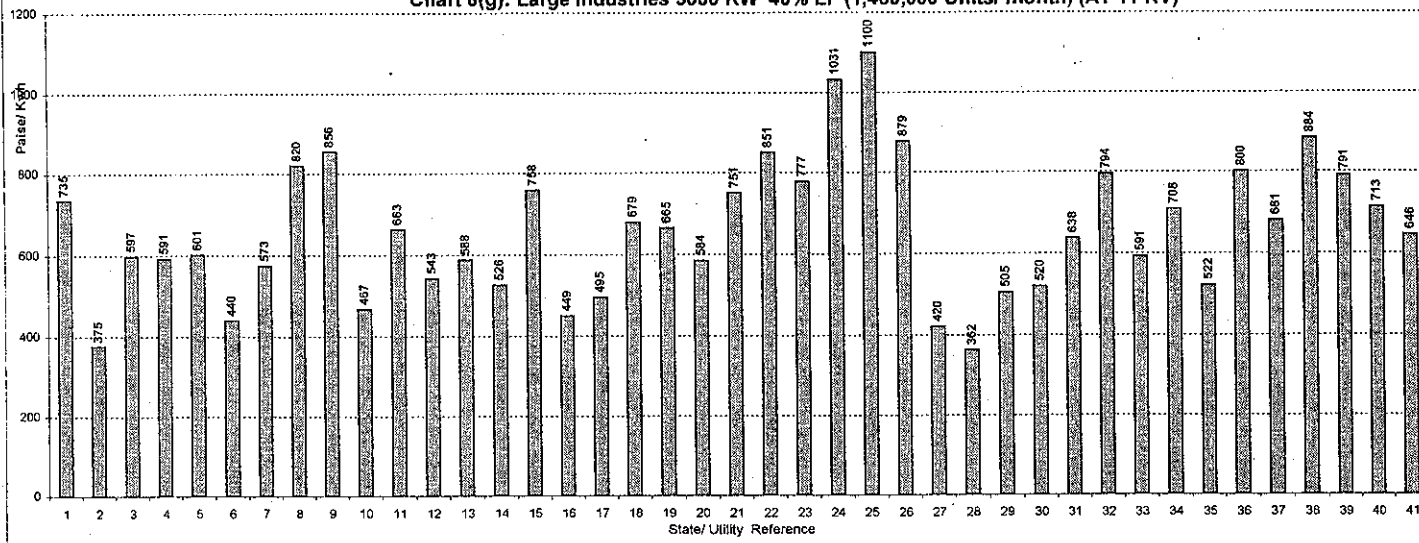
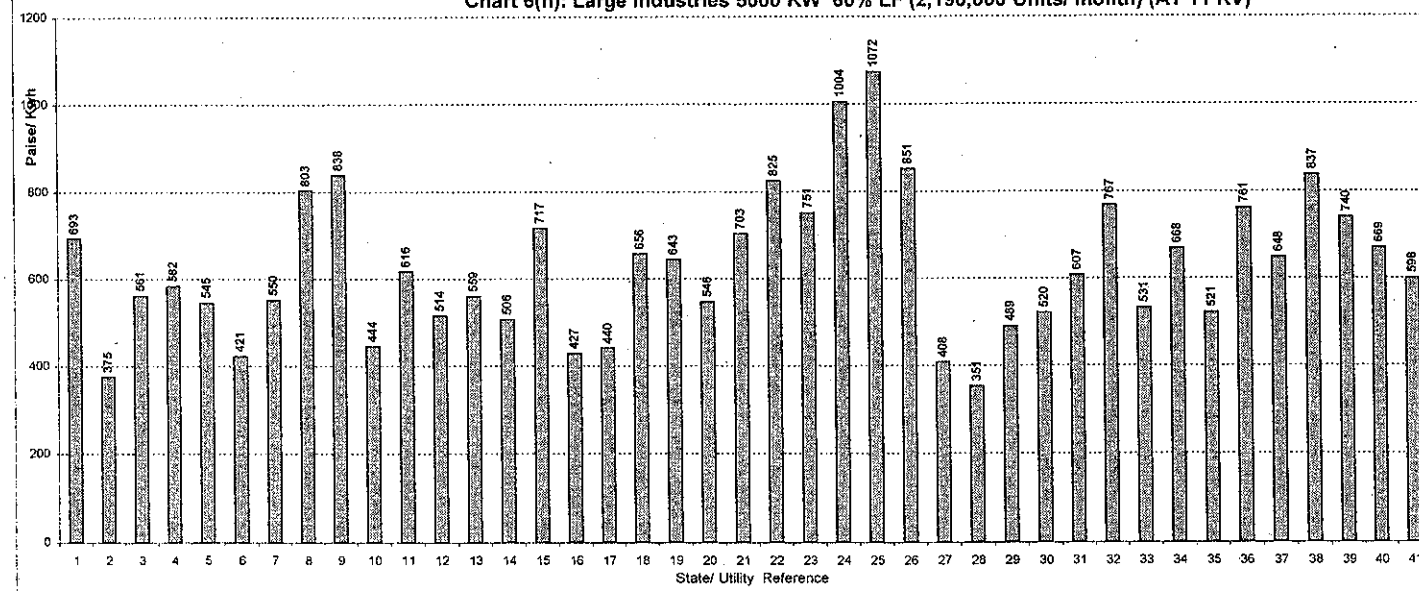


Chart 6(h): Large Industries 5000 KW 60% LF (2,190,000 Units/ month) (AT 11 KV)



Index of States

- 1 Andhra Pradesh
- 2 Arunachal Pradesh
- 3 Assam
- 4 Chandigarh
- 5 Chhattisgarh
- 6 Dadr&Ngr Haveli
- 7 Daman & Diu
- 8 Delhi (BSES/NDPL)
- 9 Delhi (NDMC)
- 10 Goa
- 11 Gujarat
- 12 Gujarat (Ahmadabad)
- 13 Gujarat (Surat)
- 14 Haryana
- 15 Himachal Pradesh
- 16 Jammu & Kashmir
- 17 Jharkhand
- 18 Karnataka(Bangalore Metro)
- 19 Karnataka(Other Areas)
- 20 Kerala
- 21 M. P.
- 22 Maharashtra (Continuous)
- 23 Maharashtra (Non-Continuous)
- 24 Maharashtra - Mumbai-(B.E.S.T)
- 25 Maharashtra - Mumbai-(Reliance Energy)
- 26 Maharashtra - Mumbai-(TATA's)
- 27 Manipur
- 28 Mizoram
- 29 Meghalaya
- 30 Nagaland
- 31 Orissa
- 32 Punjab
- 33 Sikkim
- 34 Tamil Nadu
- 35 Uttaranchal
- 36 U. P. (Urban)
- 37 U. P. (Rural)
- 38 West Bengal
- 39 W. B. (Kolkata CESC)
- 40 West Bengal-DPSC
- 41 West Bengal (DPL)

सारणी सं० 6 (झ): बड़े उद्योग 10000 कि०. वा०. 40% भार गुणाक (2920000 यूनिट/माह) (11 कि०. वो०. पर)

TABLE NO.6(I): LARGE INDUSTRIES 10000 KW 40% LF (2920000 Unit/Month) (AT 11 KV)

क्रमांक Sr. No.	युटिलिटी का नाम	Name of Utility	Tariff effective from	Av. Rate (P/KWh)	Duty/Tax (P/KWh)	Total (P/KWh)
1	आंध्र प्रदेश	Andhra Pradesh	01.04.2013	729	6	735
2	अरुणाचल प्रदेश	Arunachal Pradesh	01.04.2013	375	0	375
3	आसाम	Assam	01.12.2013	587	10	597
4	चंडीगढ़	Chandigarh	01.04.2013	580	11	591
5	छत्तीस गढ़	Chhattishgarh	01.08.2013	501	100	601
6	दादरा एवं नागर हवेली	Dadra & Nagar Haveli	01.04.2013	441	0	441
7	दमन एवं दिव	Daman & Diu	01.04.2013	577	0	577
8	दिल्ली-(बी.वाइ.पी.एल./बी.आर.पी.एल./एन.डी.पी.ए.)	Delhi-(BYPL/BRPL/NDPL-TPDDL)	01.08.2013	781	39	820
9	दिल्ली-(एन.डी.एम.सी.)	Delhi-(NDMC)	01.08.2013	815	41	856
10	गोवा	Goa	01.04.2013	397	70	467
11	गुजरात	Gujarat	01.04.2013	582	87	670
12	गुजरात-(टोरेन्ट पावर लि०, अहमदाबाद)	Gujarat-(Torrent Power Ltd., Ahmedabad)	01.04.2013	472	71	543
13	गुजरात-(टोरेन्ट पावर लि०, सुरत)	Gujarat-(Torrent Power Ltd., Surat)	01.04.2013	511	77	588
14	हरियाणा	Haryana	01.04.2013	511	15	526
15	हिमाचल प्रदेश	Himachal Pradesh	01.04.2013	648	110	758
16	जम्मू व कश्मीर	Jammu & Kashmir	01.04.2013	368	81	449
17	झारखंड	Jharkhand	01.08.2012	490	5	495
18	कर्नाटक	Karnataka	01.05.2013			
		Bruhat Bangalore Mahangara Palike, Municipal Corp.& all Urban		642	39	681
		Areas under Village Panchayats		629	38	666
19	केरल	Kerala	01.05.2013	574	10	584
20	लक्षद्वीप	Lakshadweep	01.04.2013	638	0	638
21	मध्य प्रदेश	Madhya Pradesh	01.04.2013	640	111	751
22	महाराष्ट्र	Maharashtra (Continious Industries)	01.08.2012	773	78	851
		(Non-continious Industries)		705	71	777
23	महाराष्ट्र-मुम्बई-(बी.ई.एस.टी.)	Maharashtra - Mumbai-(B.E.S.T)	01.09.2013	925	106	1031
24	महाराष्ट्र-मुम्बई-(रिलायंस एनर्जी)	Maharashtra - Mumbai-(Reliance Energy)	01.09.2013	988	112	1100
25	महाराष्ट्र-मुम्बई-(टाटा)	Maharashtra - Mumbai-(TATA's)	01.07.2013	785	94	879
26	मणिपुर	Manipur	01.09.2012	418	2	420
27	मिजोरम	Mizoram	01.08.2012	362	0	362
28	मेघालय	Meghalaya	01.04.2013	502	3	505
29	नागालैंड	Nagaland	01.04.2013	520	0	520
30	उड़ीसा	Orissa	01.04.2013	598	40	638
31	पंजाब	Punjab	01.04.2013	702	91	794
32	सिक्किम	Sikkim	01.04.2013	591	0	591
33	तमिल नाडु	Tamil Nadu	21.06.2013	674	34	708
34	उत्तराखंड	Uttarakhand	01.05.2013	497	25	522
35	उत्तर प्रदेश	Uttar Pradesh (URBAN)	10.06.2013	795	5	800
		(RURAL)		676	5	681
36	पश्चिम बंगाल	West Bengal	01.04.2013	769	115	884
37	पश्चिम बंगाल-कोलकता-(सी.ई.एस.सी.)	West Bengal - (CESC Ltd., Kolkata)	01.04.2013	688	103	791
38	पश्चिम बंगाल-(डी.पी.एस.सी.)	West Bengal - (DPSC Ltd.)	01.04.2013	620	93	713
39	पश्चिम बंगाल-दुर्गापुर परियोजना	West Bengal-Durgapur Projects Ltd.	01.04.2013	562	84	646

सारणी सं० 6 (ण): बड़े उद्योग 10000 कि०. वा०. 60% भार गुणाक (4380000 यूनिट/माह) (11 कि०. व०. पर)

TABLE NO.6(j): LARGE INDUSTRIES 10000 KW 60% LF (4380000 Unit/Month) (AT 11 KV)

क्रमांक Sr. No.	युटिलिटी का नाम	Name of Utility	Tariff effective from	Av. Rate (P/KWh)	Duty/Tax (P/KWh)	Total (P/KWh)
1	आंध्र प्रदेश	Andhra Pradesh	01.04.2013	687	6	693
2	अरुणाचल प्रदेश	Arunachal Pradesh	01.04.2013	375	0	375
3	आसाम	Assam	01.12.2013	551	10	561
4	चंडीगढ़	Chandigarh	01.04.2013	571	11	582
5	छत्तीस गढ़	Chhattishgarh	01.08.2013	454	91	545
6	दादरा एवं नागर हवेली	Dadra & Nagar Haveli	01.04.2013	422	0	422
7	दमन एवं दियू	Daman & Diu	01.04.2013	553	0	553
8	दिल्ली-(बी.वाइ.पी.एल./बी.आर.पी.एल./एन.डी.पी.ए.)	Delhi-(BYPL/BRPL/NDPL-TPDDL)	01.08.2013	765	38	803
9	दिल्ली-(एन.डी.एम.सी.)	Delhi-(NDMC)	01.08.2013	798	40	838
10	गोवा	Goa	01.04.2013	374	70	444
11	गुजरात	Gujarat	01.04.2013	540	81	621
12	गुजरात-(टोरेन्ट पावर लि०, अहमदाबाद)	Gujarat-(Torrent Power Ltd., Ahmedabad)	01.04.2013	447	67	514
13	गुजरात-(टोरेन्ट पावर लि०, सूरात)	Gujarat-(Torrent Power Ltd., Surat)	01.04.2013	486	73	559
14	हरियाणा	Haryana	01.04.2013	491	15	506
15	हिमाचल प्रदेश	Himachal Pradesh	01.04.2013	613	104	717
16	जम्मू व कश्मीर	Jammu & Kashmir	01.04.2013	350	77	427
17	झारखंड	Jharkhand	01.08.2012	435	5	440
18	कर्नाटक	Karnataka	01.05.2013			
		Bruhat Bangalore Mahangara Palike, Municipal Corp. & all Urban Areas under Village Panchayats		620	37	657
				607	36	644
19	केरल	Kerala	01.05.2013	536	10	546
20	लक्षद्वीप	Lakshadweep	01.04.2013	625	0	625
21	मध्य प्रदेश	Madhya Pradesh	01.04.2013	598	105	703
22	महाराष्ट्र	Maharashtra (Continious Industries)	01.08.2012	749	75	825
		(Non-continious Industries)		681	69	751
23	महाराष्ट्र-मुम्बई-(बी.ई.एस.टी.)	Maharashtra - Mumbai-(B.E.S.T)	01.09.2013	900	104	1004
24	महाराष्ट्र-मुम्बई-(रिलायंस एनर्जी)	Maharashtra - Mumbai-(Reliance Energy)	01.09.2013	963	110	1072
25	महाराष्ट्र-मुम्बई-(टाटा)	Maharashtra - Mumbai-(TATA's)	01.07.2013	760	91	851
26	मणीपुर	Manipur	01.09.2012	405	2	408
27	मिजोरम	Mizoram	01.08.2012	351	0	351
28	मेघालय	Meghalaya	01.04.2013	486	3	489
29	नागालैंड	Nagaland	01.04.2013	520	0	520
30	उड़ीसा	Orissa	01.04.2013	567	40	607
31	पंजाब	Punjab	01.04.2013	679	106	921
32	सिक्किम	Sikkim	01.04.2013	531	0	531
33	तमिल नाडु	Tamil Nadu	21.06.2013	636	32	668
34	उत्तराखंड	Uttarakhand	01.05.2013	496	25	521
35	उत्तर प्रदेश	Uttar Pradesh (URBAN)	10.06.2013	756	5	761
		(RURAL)		643	5	648
36	पश्चिम बंगाल	West Bengal	01.04.2013	727	109	837
37	पश्चिम बंगाल-कोलकता-(सी.ई.एस.सी.)	West Bengal - (CESC Ltd., Kolkata)	01.04.2013	643	97	740
38	पश्चिम बंगाल-(डी.पी.एस.सी.)	West Bengal - (DPSC Ltd.)	01.04.2013	582	87	669
39	पश्चिम बंगाल-दुर्गापुर परियोजना	West Bengal-Durgapur Projects Ltd.	01.04.2013	520	78	598

Chart 6(i): Large Industries 10000 KW 40% LF (2,920,000 Units/ month) (AT 11 KV)

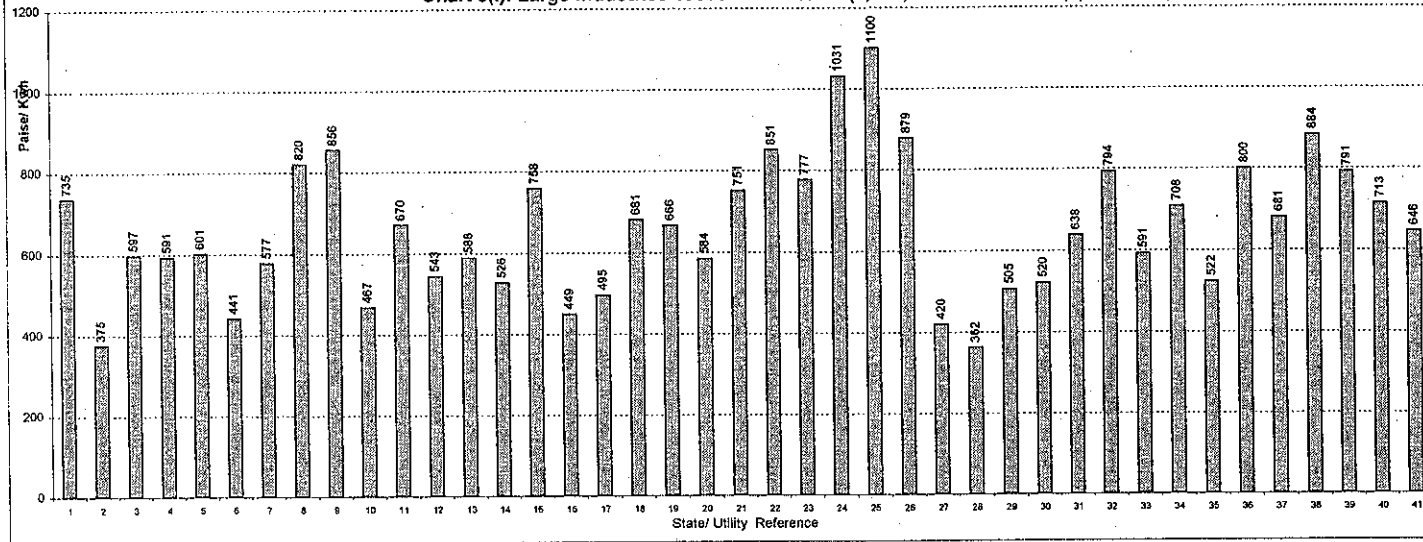
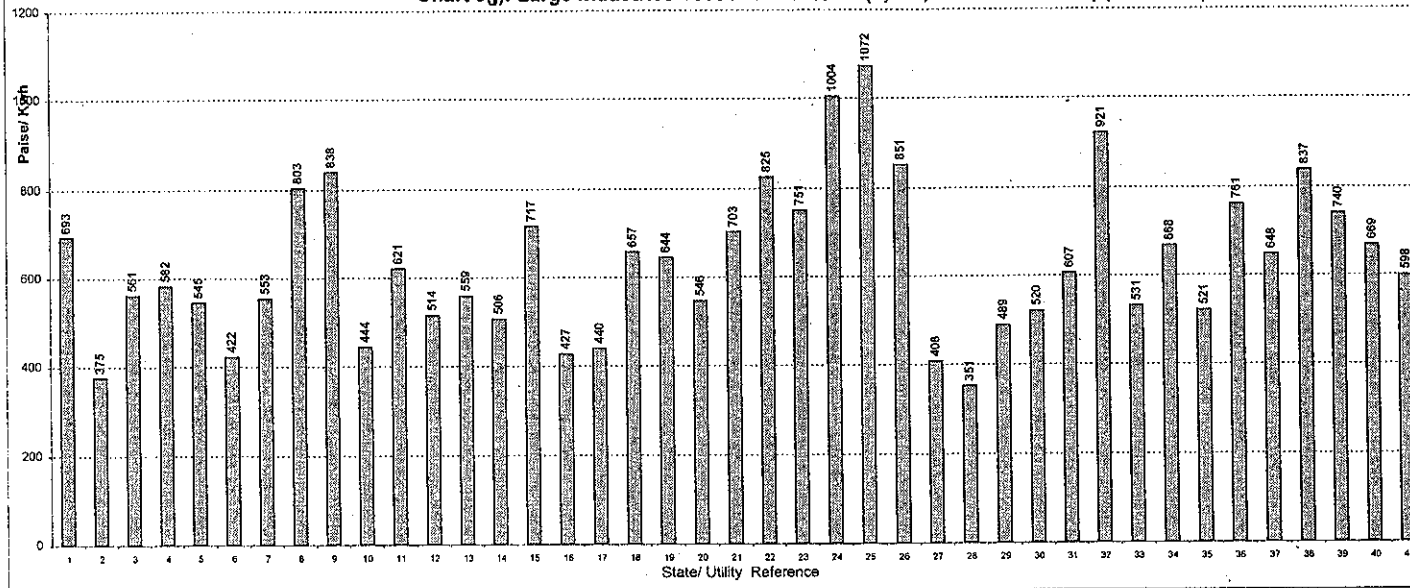


Chart 6(j): Large Industries 10000 KW 60% LF (4,380,000 Units/ month) (AT 11 KV)



- Index of States
- 1 Andhra Pradesh
 - 2 Arunachal Pradesh
 - 3 Assam
 - 4 Chandigarh
 - 5 Chhattisgarh
 - 6 Dadr&Ngr Haveli
 - 7 Daman & Diu
 - 8 Delhi (BSES/NDPL)
 - 9 Delhi (NDMC)
 - 10 Goa
 - 11 Gujarat
 - 12 Gujarat (Ahmadabad)
 - 13 Gujarat (Surat)
 - 14 Haryana
 - 15 Himachal Pradesh
 - 16 Jammu & Kashmir
 - 17 Jharkhand
 - 18 Karnataka(Bangalore Metro)
 - 19 Karnataka(Other Areas)
 - 20 Kerala
 - 21 M. P.
 - 22 Maharashtra (Continuous)
 - 23 Maharashtra (Non-Continuous)
 - 24 Maharashtra - Mumbai- (B.E.S.T)
 - 25 Maharashtra - Mumbai- (Reliance Energy)
 - 26 Maharashtra - Mumbai- (TATA's)
 - 27 Manipur
 - 28 Mizoram
 - 29 Meghalaya
 - 30 Nagaland
 - 31 Orissa
 - 32 Punjab
 - 33 Sikkim
 - 34 Tamil Nadu
 - 35 Uttaranchal
 - 36 U. P. (Urban)
 - 37 U. P. (Rural)
 - 38 West Bengal
 - 39 W. B. (Kolkata CESC)
 - 40 West Bengal-DPSC
 - 41 West Bengal (DPL)

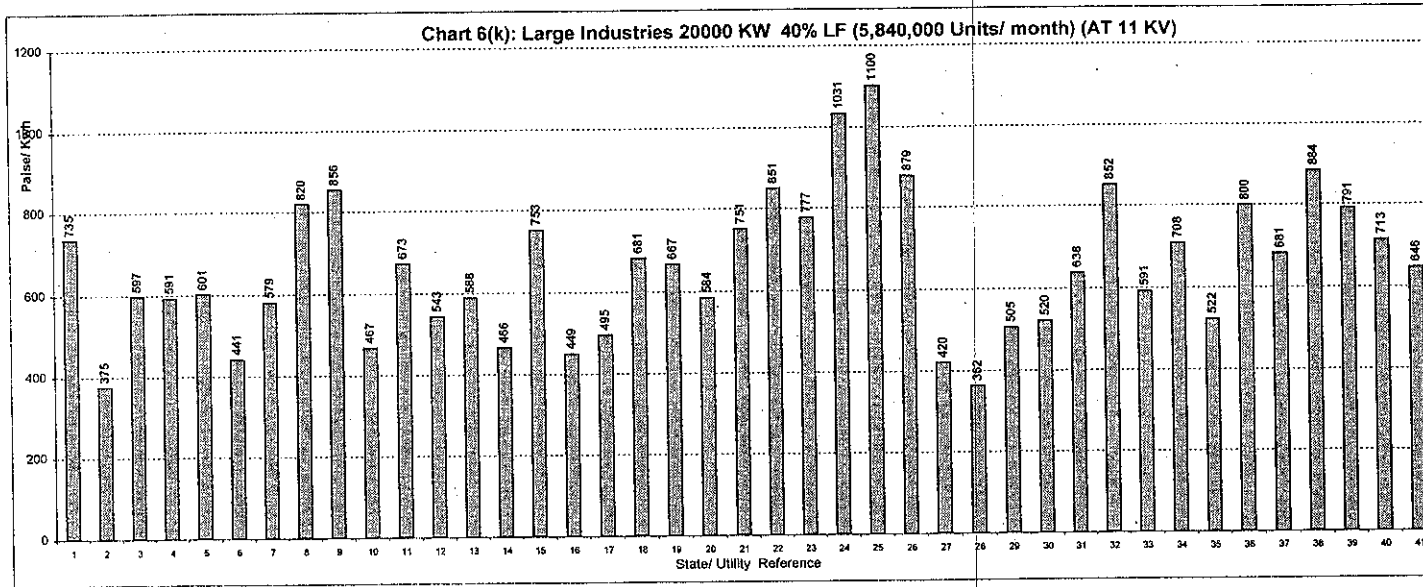
सारणी सं० 6 (त): बड़े उद्योग 20000 कि०. वा०. 40% भार गुणाक (5840000 यूनिट/माह) (11 कि०. वो०. पर)

TABLE NO.6(K): LARGE INDUSTRIES 20000 KW 40% LF (5840000 Unit/Month) (AT 11 KV)

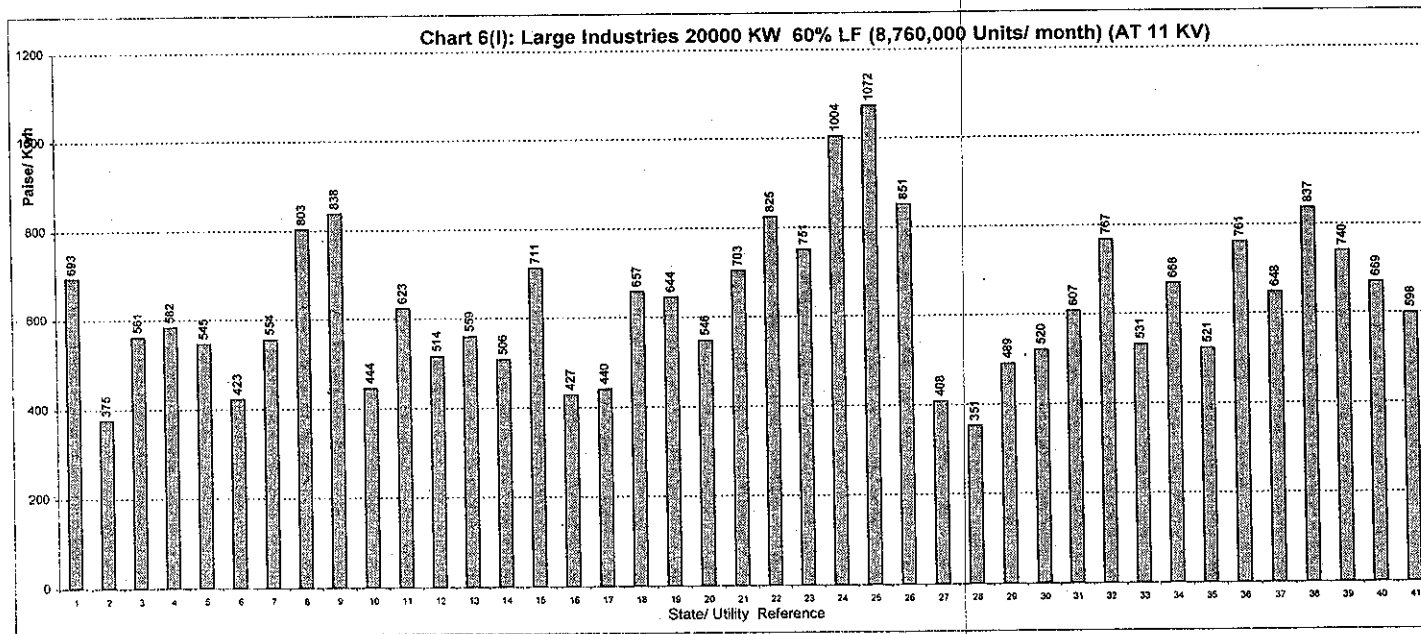
क्रमांक Sr. No.	युटिलिटी का नाम	Name of Utility	Tariff effective from	Av. Rate (P/KWh)	Duty/Tax (P/KWh)	Total (P/KWh)
1	आंध्र प्रदेश	Andhra Pradesh	01.04.2013	729	6	735
2	अरुणाचल प्रदेश	Arunachal Pradesh	01.04.2013	375	0	375
3	आसाम	Assam	01.12.2013	587	10	597
4	चंडीगढ़	Chandigarh	01.04.2013	580	11	591
5	छत्तीस गढ़	Chhattishgarh	01.08.2013	501	100	601
6	दादरा एवं नागर हवेली	Dadra & Nagar Haveli	01.04.2013	441	0	441
7	दमन एवं दिव	Daman & Diu	01.04.2013	579	0	579
8	दिल्ली-(बी.वाइ.पी.एल./बी.आर.पी.एल./एन.डी.पी.ए)	Delhi-(BYPL/BRPL/NDPL-TPDDL)	01.08.2013	781	39	820
9	दिल्ली-(एन.डी.एम.सी.)	Delhi-(NDMC)	01.08.2013	815	41	856
10	गोवा	Goa	01.04.2013	397	70	467
11	गुजरात	Gujarat	01.04.2013	585	88	673
12	गुजरात-(टोरेन्ट पावर लि०, अहमदाबाद)	Gujarat-(Torrent Power Ltd., Ahmedabad)	01.04.2013	472	71	543
13	गुजरात-(टोरेन्ट पावर लि०, सूरत)	Gujarat-(Torrent Power Ltd., Surat)	01.04.2013	511	77	588
14	हरियाणा	Haryana	01.04.2013	451	15	466
15	हिमाचल प्रदेश	Himachal Pradesh	01.04.2013	643	109	753
16	जम्मू व कश्मीर	Jammu & Kashmir	01.04.2013	368	81	449
17	झारखंड	Jharkhand	01.08.2012	490	5	495
18	कर्नाटक	Karnataka	01.05.2013			
		Bruhat Bangalore Mahangara Palike, Municipal Corp.& all Urba		643	39	681
		Areas under Village Panchayats		629	38	667
19	केरल	Kerala	01.05.2013	574	10	584
20	लक्षद्वीप	Lakshadweep	01.04.2013	638	0	638
21	मध्य प्रदेश	Madhya Pradesh	01.04.2013	640	111	751
22	महाराष्ट्र	Maharashtra (Continious Industries)	01.08.2012	773	78	851
		(Non-continious Industries)		705	71	777
23	महाराष्ट्र-मुम्बई-(बी.ई.एस.टी.)	Maharashtra - Mumbai-(B.E.S.T)	01.09.2013	925	106	1031
24	महाराष्ट्र-मुम्बई-(रिलायंस एनर्जी)	Maharashtra - Mumbai-(Reliance Energy)	01.09.2013	988	112	1100
25	महाराष्ट्र-मुम्बई-(टाटा)	Maharashtra - Mumbai-(TATA's)	01.07.2013	785	94	879
26	मणीपुर	Manipur	01.09.2012	418	2	420
27	मिजोरम	Mizoram	01.08.2012	362	0	362
28	मेघालय	Meghalaya	01.04.2013	502	3	505
29	नागालैंड	Nagaland	01.04.2013	520	0	520
30	उड़ीसा	Orissa	01.04.2013	598	40	638
31	पंजाब	Punjab	01.04.2013	702	98	800
32	सिक्किम	Sikkim	01.04.2013	591	0	591
33	तमिल नाडु	Tamil Nadu	21.06.2013	674	34	708
34	उत्तराखंड	Uttarakhand	01.05.2013	497	25	522
35	उत्तर प्रदेश	Uttar Pradesh (URBAN)	10.06.2013	795	5	800
		(RURAL)		676	5	681
36	पश्चिम बंगाल	West Bengal	01.04.2013	769	115	884
37	पश्चिम बंगाल-कोलकता-(सी.ई.एस.सी.)	West Bengal - (CESC Ltd., Kolkata)	01.04.2013	688	103	791
38	पश्चिम बंगाल-(डी.पी.एस.सी.)	West Bengal - (DPSC Ltd.)	01.04.2013	620	93	713
39	पश्चिम बंगाल-दुर्गापुर परियोजना	West Bengal-Durgapur Projects Ltd.	01.04.2013	562	84	646

सारणी सं० 6 (थ): बड़े उद्योग 20000 कि०. वा०. 60% भार गुणाक (8760000 यूनिट/माह) (11 कि०. वो०. पर)
TABLE NO.6(I): LARGE INDUSTRIES 20000 KW 60% LF (8760000 Unit/Month) (AT 11 KV)

क्रमांक Sr. No.	युटिलिटी का नाम	Name of Utility	Tariff effective from	Av. Rate (P/KWh)	Duty/Tax (P/KWh)	Total (P/KWh)
1	आंध्र प्रदेश	Andhra Pradesh	01.04.2013	687	6	693
2	अरुणाचल प्रदेश	Arunachal Pradesh	01.04.2013	375	0	375
3	आसाम	Assam	01.12.2013	551	10	561
4	चंडीगढ़	Chandigarh	01.04.2013	571	11	582
5	छत्तीस गढ़	Chhattishgarh	01.08.2013	454	91	545
6	दादरा एवं नागर हवेली	Dadra & Nagar Haveli	01.04.2013	423	0	423
7	दमन एवं दिव	Daman & Diu	01.04.2013	554	0	554
8	दिल्ली-(बी.वाइ.पी.एल./बी.आर.पी.एल./एन.डी.पी.ए)	Delhi-(BYPL/BRPL/NDPL-TPDDL)	01.08.2013	765	38	803
9	दिल्ली-(एन.डी.एम.सी.)	Delhi-(NDMC)	01.08.2013	798	40	838
10	गोवा	Goa	01.04.2013	374	70	444
11	गुजरात	Gujarat	01.04.2013	542	81	623
12	गुजरात-(टोरेन्ट पावर लि०, अहमदाबाद)	Gujarat-(Torrent Power Ltd., Ahmedabad)	01.04.2013	447	67	514
13	गुजरात-(टोरेन्ट पावर लि०, सुरत)	Gujarat-(Torrent Power Ltd., Surat)	01.04.2013	486	73	559
14	हरियाणा	Haryana	01.04.2013	491	15	506
15	हिमाचल प्रदेश	Himachal Pradesh	01.04.2013	608	103	711
16	जम्मू व कश्मीर	Jammu & Kashmir	01.04.2013	350	77	427
17	झारखंड	Jharkhand	01.08.2012	435	5	440
18	कर्नाटक	Karnataka	01.05.2013			
		Bruhat Bangalore Mahangara Palike, Municipal Corp.& all Urban		620	37	657
		Areas under Village Panchayats		608	36	644
		Kerala	01.05.2013	536	10	546
19	केरल	Kerala	01.05.2013	536	10	546
20	लक्षद्वीप	Lakshadweep	01.04.2013	625	0	625
21	मध्य प्रदेश	Madhya Pradesh	01.04.2013	598	105	703
22	महाराष्ट्र	Maharashtra (Continious Industries)	01.08.2012	749	75	825
		(Non-continious Industries)		681	69	751
23	महाराष्ट्र-मुम्बई-(बी.ई.एस.टी.)	Maharashtra - Mumbai- (B.E.S.T)	01.09.2013	900	104	1004
24	महाराष्ट्र-मुम्बई-(रिलायंस एनर्जी)	Maharashtra - Mumbai- (Reliance Energy)	01.09.2013	963	110	1072
25	महाराष्ट्र-मुम्बई-(टाटा)	Maharashtra - Mumbai- (TATA's)	01.07.2013	760	91	851
26	मणिपुर	Manipur	01.09.2012	405	2	408
27	मिजोरम	Mizoram	01.08.2012	351	0	351
28	मेघालय	Meghalaya	01.04.2013	486	3	489
29	नागालैंड	Nagaland	01.04.2013	520	0	520
30	उड़ीसा	Orissa	01.04.2013	567	40	607
31	पंजाब	Punjab	01.04.2013	679	88	767
32	सिक्किम	Sikkim	01.04.2013	531	0	531
33	तमिल नाडु	Tamil Nadu	21.06.2013	636	32	668
34	उत्तराखंड	Uttarakhand	01.05.2013	496	25	521
35	उत्तर प्रदेश	Uttar Pradesh (URBAN)	10.06.2013	756	5	761
		(RURAL)		643	5	648
36	पश्चिम बंगाल	West Bengal	01.04.2013	727	109	837
37	पश्चिम बंगाल-कोलकत्ता-(सी.ई.एस.सी.)	West Bengal - (CESC Ltd., Kolkata)	01.04.2013	643	97	740
38	पश्चिम बंगाल-(डी.पी.एस.सी.)	West Bengal - (DPSC Ltd.)	01.04.2013	582	87	669
39	पश्चिम बंगाल-दुर्गापुर परियोजना	West Bengal-Durgapur Projects Ltd.	01.04.2013	520	78	598



- Index of States**
- 1 Andhra Pradesh
 - 2 Arunachal Pradesh
 - 3 Assam
 - 4 Chandigarh
 - 5 Chhattisgarh
 - 6 Dadr&Ngr Haveli
 - 7 Daman & Diu
 - 8 Delhi (BSES/NDPL)
 - 9 Delhi (NDMC)
 - 10 Goa
 - 11 Gujarat
 - 12 Gujarat (Ahmadabad)
 - 13 Gujarat (Surat)
 - 14 Haryana
 - 15 Himachal Pradesh
 - 16 Jammu & Kashmir
 - 17 Jharkhand
 - 18 Karnataka(Bangalore Metro)
 - 19 Karnataka(Other Areas)
 - 20 Kerala
 - 21 M. P.
 - 22 Maharashtra (Continuous)
 - 23 Maharashtra (Non-Continuous)
 - 24 Maharashtra - Mumbai- (B.E.S.T)
 - 25 Maharashtra - Mumbai- (Reliance Energy)
 - 26 Maharashtra - Mumbai- (TATA's)
 - 27 Manipur
 - 28 Mizoram
 - 29 Meghalaya
 - 30 Nagaland
 - 31 Orissa
 - 32 Punjab
 - 33 Sikkim
 - 34 Tamil Nadu
 - 35 Uttaranchal
 - 36 U. P. (Urban)
 - 37 U. P. (Rural)
 - 38 West Bengal
 - 39 W. B. (Kolkata CESC)
 - 40 West Bengal-DPSC
 - 41 West Bengal (DPL)

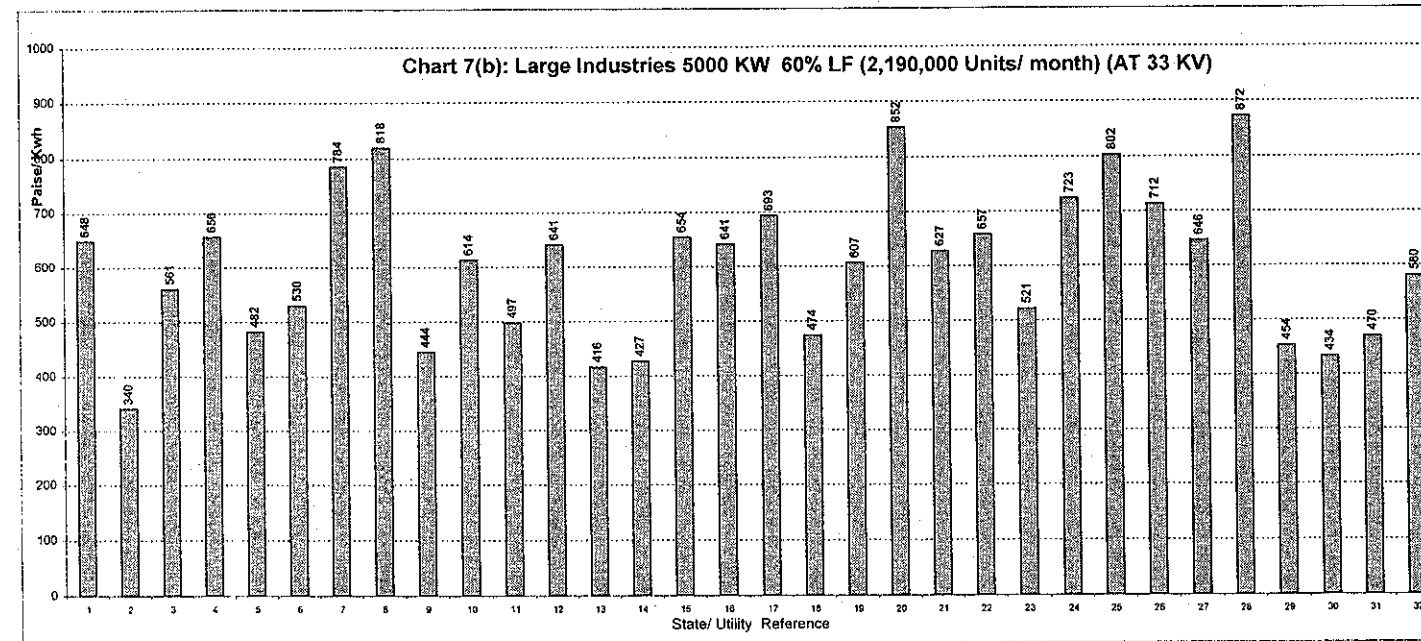
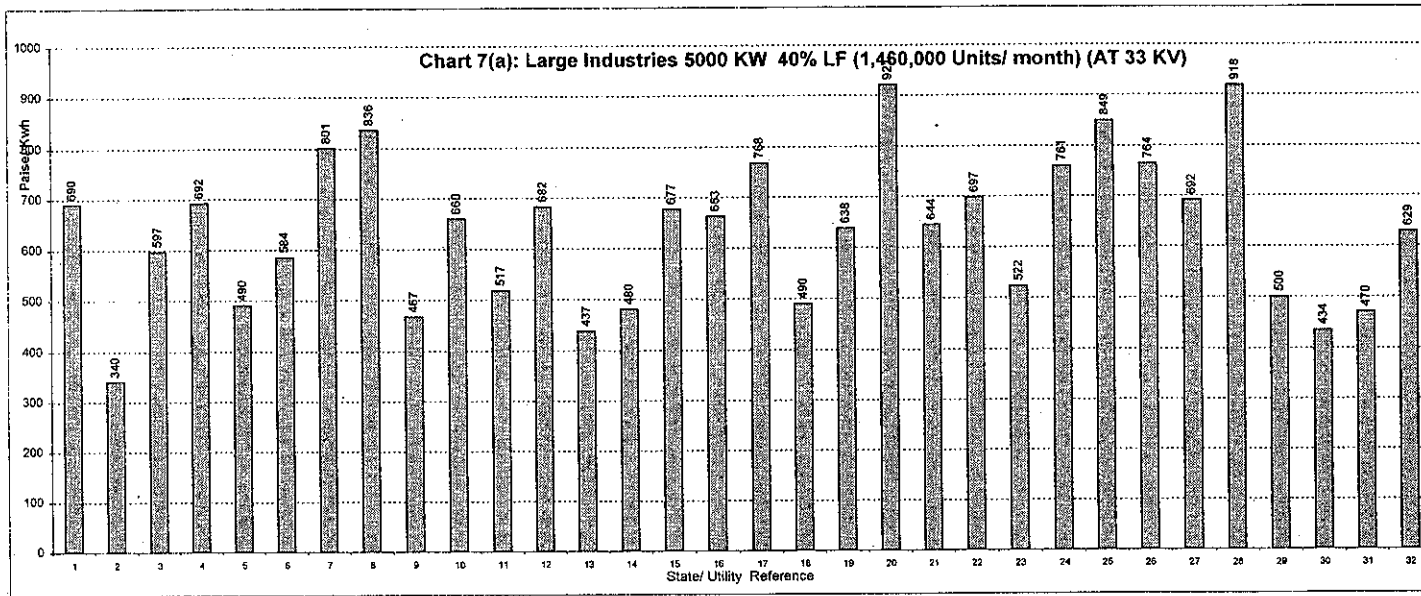


सारणी सं० 7 (क): बड़े उद्योग 5000 कि० वा०. 40% भार गुणाक (1460000 यूनिट/माह) (33 कि० वा० पर)
TABLE NO.7(a): LARGE INDUSTRIES 5000 KW 40% LF (1460000 Unit/Month) (AT 33 KV)

क्रमांक Sr. No.	युटिलिटी का नाम	Name of Utility	Tariff effective from	Av. Rate (P/KWh)	Duty/Tax (P/KWh)	Total (P/KWh)
1	आंध्र प्रदेश	Andhra Pradesh	01.04.2013	684	6	690
2	अरुणाचल प्रदेश	Arunachal Pradesh	01.04.2013	340	0	340
3	आसाम	Assam	01.12.2013	587	10	597
4	बिहार	Bihar	01.04.2013	653	39	692
5	चंडीगढ़	Chandigarh	01.04.2013	479	11	490
6	छत्तीस गढ़	Chhattishgarh	01.08.2013	487	97	584
7	दिल्ली-(बी.वाइ.पी.एल./बी.आर.पी.एल./एन.डी.पी.ए.)	Delhi-(BYPL/BRPL/NDPL-TPDDL)	01.08.2013	763	38	801
8	दिल्ली-(एन.डी.एम.सी.)	Delhi-(NDMC)	01.08.2013	796	40	836
9	गोवा	Goa	01.04.2013	397	70	467
10	गुजरात	Gujarat	01.04.2013	574	86	660
11	हरियाणा	Haryana	01.04.2013	502	15	517
12	हिमाचल प्रदेश	Himachal Pradesh	01.04.2013	583	99	682
13	जम्मू व कश्मीर	Jammu & Kashmir	01.04.2013	358	79	437
14	झारखंड	Jharkhand	01.08.2012	475	5	480
15	कर्नाटक	Karnataka	01.05.2013			
		Bruhat Bangalore Mahangara Palike, Municipal Corp. & all Urban Areas under Village Panchayats		639	38	677
				626	38	663
16	मध्य प्रदेश	Madhya Pradesh	01.04.2013	655	113	768
17	मेघालय	Meghalaya	01.04.2013	487	3	490
18	उड़ीसा	Orissa	01.04.2013	598	40	638
19	पुदुचेरी	Puducherry	01.04.2013	526	0	526
20	पंजाब	Punjab	01.04.2013	815	106	921
21	राजस्थान	Rajasthan	07.06.2013	579	65	644
22	तमिल नाडु	Tamil Nadu	21.06.2013	664	33	697
23	उत्तराखंड	Uttarakhand	01.05.2013	497	25	522
24	उत्तर प्रदेश	Uttar Pradesh	10.06.2013	756	5	761
25	पश्चिम बंगाल	West Bengal	01.04.2013	739	111	849
26	पश्चिम बंगाल-कोलकता-(सी.ई.एस.सी.)	West Bengal - (CESC Ltd., Kolkata)	01.04.2013	665	100	764
27	पश्चिम बंगाल-(जे.पी.एस.सी.)	West Bengal - (DPSC Ltd.)	01.04.2013			
		(06.00 hrs to 17.00 hrs)		601	90	692
		(17.00 hrs to 23.00 hrs)		798	120	918
		(23.00 hrs to 06.00 hrs)		434	65	500
28	पश्चिम बंगाल-डी.वी.सी.	West Bengal-D.V.C. (Bihar Area)	01.11.2012	409	25	434
		(West Bengal Area)		409	61	470
29	पश्चिम बंगाल-दुर्गापुर परियोजना	West Bengal-Durgapur Projects Ltd.	01.04.2013	547	82	629

सारणी सं० 7 (ख): बड़े उद्योग 5000 कि० वा०. 60% भार गुणाक (2190000 यूनिट/माह) (33 कि० वा० पर)
TABLE NO.7(b): LARGE INDUSTRIES 5000 KW 60% LF (2190000 Unit/Month) (AT 33 KV)

क्रमांक Sr. No.	युटिलिटी का नाम	Name of Utility	Tariff effective from	Av. Rate (P/KWh)	Duty/Tax (P/KWh)	Total (P/KWh)
1	आंध्र प्रदेश	Andhra Pradesh	01.04.2013	642	6	648
2	अरुणाचल प्रदेश	Arunachal Pradesh	01.04.2013	340	0	340
3	आसाम	Assam	01.12.2013	551	10	561
4	बिहार	Bihar	01.04.2013	618	37	656
5	चंडीगढ़	Chandigarh	01.04.2013	471	11	482
6	छत्तीस गढ़	Chhattishgarh	01.08.2013	441	88	530
7	दिल्ली-(बी.वाइ.पी.एल./बी.आर.पी.एल./एन.डी.पी.ए.)	Delhi-(BYPL/BRPL/NDPL-TPDDL)	01.08.2013	747	37	784
8	दिल्ली-(एन.डी.एम.सी.)	Delhi-(NDMC)	01.08.2013	779	39	818
9	गोवा	Goa	01.04.2013	374	70	444
10	गुजरात	Gujarat	01.04.2013	534	80	614
11	हरियाणा	Haryana	01.04.2013	482	15	497
12	हिमाचल प्रदेश	Himachal Pradesh	01.04.2013	548	93	641
13	जम्मू व कश्मीर	Jammu & Kashmir	01.04.2013	341	75	416
14	झारखंड	Jharkhand	01.08.2012	422	5	427
15	कर्नाटक	Karnataka	01.05.2013			
		Bruhat Bangalore Mahangara Palike, Municipal Corp. & all Urban Areas under Village Panchayats		617	37	654
				605	36	641
16	मध्य प्रदेश	Madhya Pradesh	01.04.2013	590	103	693
17	मेघालय	Meghalaya	01.04.2013	471	3	474
18	उड़ीसा	Orissa	01.04.2013	567	40	607
19	पुदुचेरी	Puducherry	01.04.2013	501	0	501
20	पंजाब	Punjab	01.04.2013	754	98	852
21	राजस्थान	Rajasthan	07.06.2013	562	65	627
22	तमिल नाडु	Tamil Nadu	21.06.2013	626	31	657
23	उत्तराखंड	Uttarakhand	01.05.2013	496	25	521
24	उत्तर प्रदेश	Uttar Pradesh	10.06.2013	718	5	723
25	पश्चिम बंगाल	West Bengal	01.04.2013	697	105	802
26	पश्चिम बंगाल-कोलकता-(सी.ई.एस.सी.)	West Bengal - (CESC Ltd., Kolkata)	01.04.2013	619	93	712
27	पश्चिम बंगाल-(जे.पी.एस.सी.)	West Bengal - (DPSC Ltd.)	01.04.2013			
		(06.00 hrs to 17.00 hrs)		562	84	646
		(17.00 hrs to 23.00 hrs)		759	114	872
		(23.00 hrs to 06.00 hrs)		395	59	454
28	पश्चिम बंगाल-डी.वी.सी.	West Bengal-D.V.C. (Bihar Area)	01.11.2012	409	25	434
		(West Bengal Area)		409	61	470
29	पश्चिम बंगाल-दुर्गापुर परियोजना	West Bengal-Durgapur Projects Ltd.	01.04.2013	504	76	580



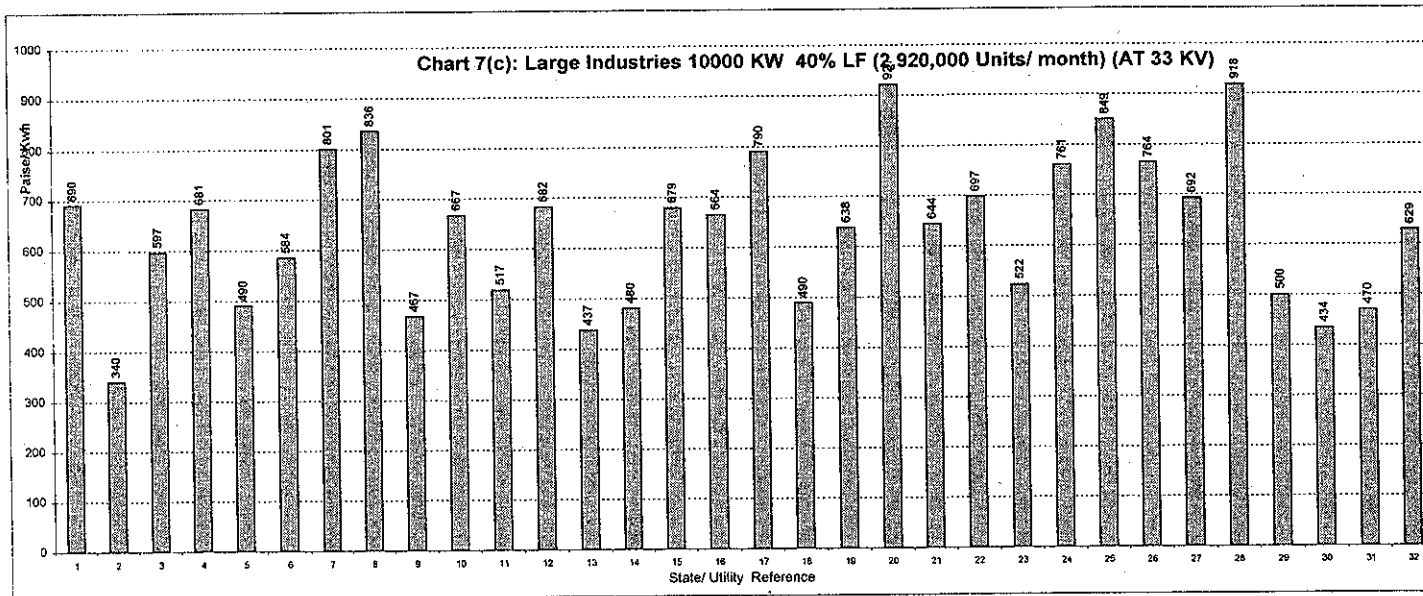
- Index of States**
- 1 Andhra Pradesh
 - 2 Arunachal Pradesh
 - 3 Assam
 - 4 Bihar
 - 5 Chandigarh
 - 6 Chhattisgarh
 - 7 Delhi (BSES/NDPL)
 - 8 Delhi (NDMC)
 - 9 Goa
 - 10 Gujarat
 - 11 Haryana
 - 12 Himachal Pradesh
 - 13 Jammu & Kashmir
 - 14 Jharkhand
 - 15 Karnataka(Bangalore Metro)
 - 16 Karnataka(Other Areas)
 - 17 M. P.
 - 18 Meghalaya
 - 19 Orissa
 - 20 Punjab
 - 21 Rajasthan
 - 22 Tamil Nadu
 - 23 Uttaranchal
 - 24 U. P.
 - 25 West Bengal
 - 26 W. B. (Kolkata CESC)
 - 27 West Bengal (DPSC) (06.00 - 17.00 hrs)
 - 28 West Bengal (DPSC) (17.00 - 23.00 hrs)
 - 29 West Bengal (DPSC) (23.00 - 06.00 hrs)
 - 30 West Bengal-D.V.C.(Bihar Area)
 - 31 West Bengal-D.V.C.(W.B. Area)
 - 32 West Bengal (DPL)

सारणी सं० 7 (ग): बड़े उद्योग 10000 कि० वा०. 40% भार गुणाक (2920000 यूनिट/माह) (33 कि० व०. पर)
TABLE NO.7(c): LARGE INDUSTRIES 10000 KW 40% LF (2920000 Unit/Month) (AT 33 KV)

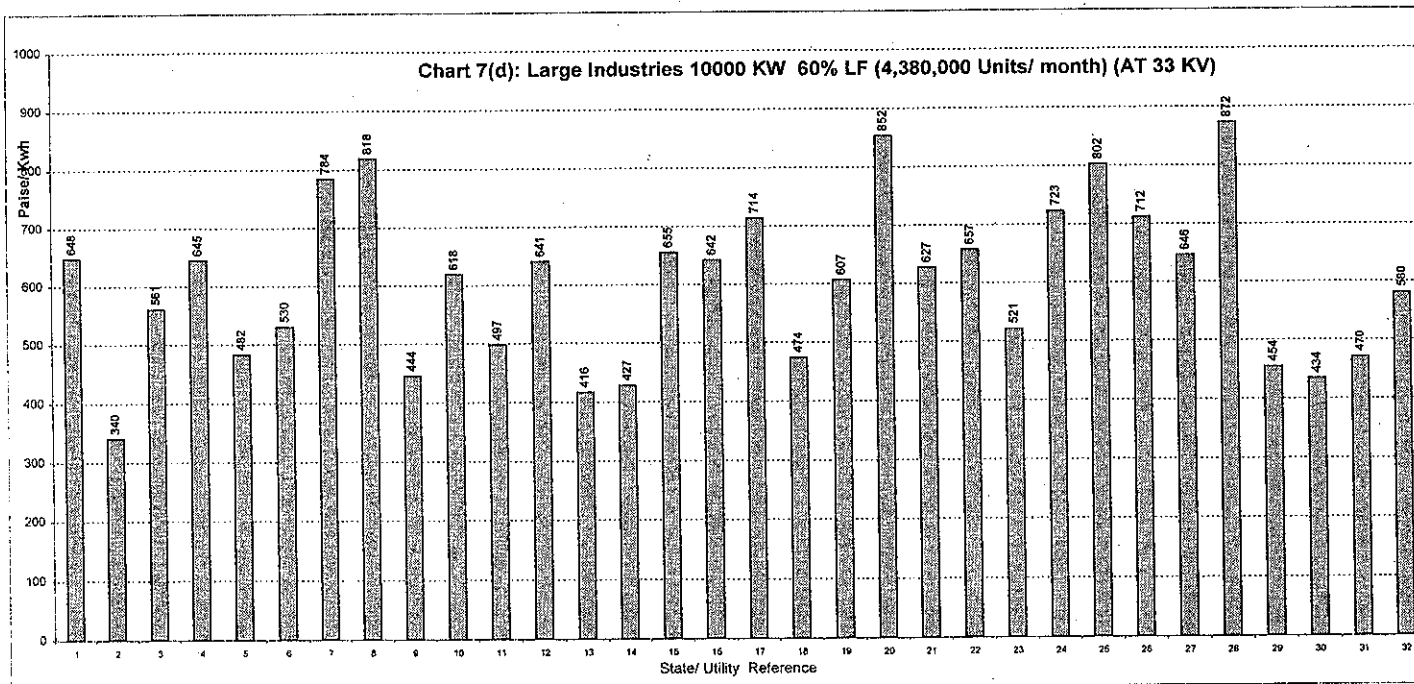
क्रमांक Sr. No.	युटिलिटी का नाम	Name of Utility	Tariff effective from	Av. Rate (P/KWh)	Duty/Tax (P/KWh)	Total (P/KWh)
1	आंध्र प्रदेश	Andhra Pradesh	01.04.2013	684	6	690
2	अरुणाचल प्रदेश	Arunachal Pradesh	01.04.2013	340	0	340
3	आसाम	Assam	01.12.2013	587	10	597
4	बिहार	Bihar (AT 132 KV)	01.04.2013	643	39	681
5	चंडीगढ़	Chandigarh	01.04.2013	479	11	490
6	छत्तीस गढ़	Chhattishgarh	01.08.2013	487	97	584
7	दिल्ली-(बी.वाइ.पी.एल./बी.आर.पी.एल./एन.डी.पी.ए.)	Delhi-(BYPL/BRPL/NDPL-TPDDL)	01.08.2013	763	38	801
8	दिल्ली-(एन.डी.एम.सी.)	Delhi-(NDMC)	01.08.2013	796	40	836
9	गोवा	Goa	01.04.2013	397	70	467
10	गुजरात	Gujarat	01.04.2013	580	87	667
11	हरियाणा	Haryana	01.04.2013	502	15	517
12	हिमाचल प्रदेश	Himachal Pradesh	01.04.2013	583	99	682
13	जम्मू व कश्मीर	Jammu & Kashmir	01.04.2013	358	79	437
14	झारखंड	Jharkhand	01.08.2012	475	5	480
15	कर्नाटक	Karnataka	01.05.2013			
		Bruhat Bangalore Mahanagara Palike, Municipal Corp. & all Urban Areas under Village Panchayats		640	38	679
				627	38	664
16	मध्य प्रदेश	Madhya Pradesh	01.04.2013	674	116	790
17	मेघालय	Meghalaya	01.04.2013	487	3	490
18	उड़ीसा	Orissa	01.04.2013	598	40	638
19	पुदुचेरी	Puducherry	01.04.2013	526	0	526
20	पंजाब	Punjab	01.04.2013	815	106	921
21	राजस्थान	Rajasthan	07.06.2013	579	65	644
22	तमिल नाडु	Tamil Nadu	21.06.2013	664	33	697
23	उत्तराखंड	Uttarakhand	01.05.2013	497	25	522
24	उत्तर प्रदेश	Uttar Pradesh	10.06.2013	756	5	761
25	पश्चिम बंगाल	West Bengal	01.04.2013	739	111	849
26	पश्चिम बंगाल-कोलकाता-(सी.ई.एस.सी.)	West Bengal - (CESC Ltd., Kolkata)	01.04.2013	665	100	764
27	पश्चिम बंगाल-(डी.पी.एस.सी.)	West Bengal - (DPSC Ltd.)	01.04.2013			
		(06.00 hrs to 17.00 hrs)		601	90	692
		(17.00 hrs to 23.00 hrs)		798	120	918
		(23.00 hrs to 06.00 hrs)		434	65	500
28	पश्चिम बंगाल-डी.वी.सी.	West Bengal-D.V.C. (Bihar Area)	01.11.2012	409	25	434
		(West Bengal Area)		409	61	470
29	पश्चिम बंगाल-दुर्गापुर परियोजना	West Bengal-Durgapur Projects Ltd.	01.04.2013	547	82	629

सारणी सं० 7 (घ): बड़े उद्योग 10000 कि० वा०. 60% भार गुणाक (4380000 यूनिट/माह) (33 कि० व०. पर)
TABLE NO.7(d): LARGE INDUSTRIES 10000 KW 60% LF (4380000 Unit/Month) (AT 33 KV)

क्रमांक Sr. No.	युटिलिटी का नाम	Name of Utility	Tariff effective from	Av. Rate (P/KWh)	Duty/Tax (P/KWh)	Total (P/KWh)
1	आंध्र प्रदेश	Andhra Pradesh	01.04.2013	642	6	648
2	अरुणाचल प्रदेश	Arunachal Pradesh	01.04.2013	340	0	340
3	आसाम	Assam	01.12.2013	551	10	561
4	बिहार	Bihar (AT 132 KV)	01.04.2013	608	37	645
5	चंडीगढ़	Chandigarh	01.04.2013	471	11	482
6	छत्तीस गढ़	Chhattishgarh	01.08.2013	441	88	530
7	दिल्ली-(बी.वाइ.पी.एल./बी.आर.पी.एल./एन.डी.पी.ए.)	Delhi-(BYPL/BRPL/NDPL-TPDDL)	01.08.2013	747	37	784
8	दिल्ली-(एन.डी.एम.सी.)	Delhi-(NDMC)	01.08.2013	779	39	818
9	गोवा	Goa	01.04.2013	374	70	444
10	गुजरात	Gujarat	01.04.2013	538	81	618
11	हरियाणा	Haryana	01.04.2013	482	15	497
12	हिमाचल प्रदेश	Himachal Pradesh	01.04.2013	548	93	641
13	जम्मू व कश्मीर	Jammu & Kashmir	01.04.2013	341	75	416
14	झारखंड	Jharkhand	01.08.2012	422	5	427
15	कर्नाटक	Karnataka	01.05.2013			
		Bruhat Bangalore Mahanagara Palike, Municipal Corp. & all Urban Areas under Village Panchayats		618	37	655
				605	36	642
16	मध्य प्रदेश	Madhya Pradesh	01.04.2013	607	106	714
17	मेघालय	Meghalaya	01.04.2013	471	3	474
18	उड़ीसा	Orissa	01.04.2013	567	40	607
19	पुदुचेरी	Puducherry	01.04.2013	501	0	501
20	पंजाब	Punjab	01.04.2013	754	98	852
21	राजस्थान	Rajasthan	07.06.2013	562	65	627
22	तमिल नाडु	Tamil Nadu	21.06.2013	626	31	657
23	उत्तराखंड	Uttarakhand	01.05.2013	496	25	521
24	उत्तर प्रदेश	Uttar Pradesh	10.06.2013	718	5	723
25	पश्चिम बंगाल	West Bengal	01.04.2013	697	105	802
26	पश्चिम बंगाल-कोलकाता-(सी.ई.एस.सी.)	West Bengal - (CESC Ltd., Kolkata)	01.04.2013	619	93	712
27	पश्चिम बंगाल-(डी.पी.एस.सी.)	West Bengal - (DPSC Ltd.)	01.04.2013			
		(06.00 hrs to 17.00 hrs)		562	84	646
		(17.00 hrs to 23.00 hrs)		759	114	872
		(23.00 hrs to 06.00 hrs)		395	59	454
28	पश्चिम बंगाल-डी.वी.सी.	West Bengal-D.V.C. (Bihar Area)	01.11.2012	409	25	434
		(West Bengal Area)		409	61	470
29	पश्चिम बंगाल-दुर्गापुर परियोजना	West Bengal-Durgapur Projects Ltd.	01.04.2013	504	76	580



- Index of States**
- 1 Andhra Pradesh
 - 2 Arunachal Pradesh
 - 3 Assam
 - 4 Bihar
 - 5 Chandigarh
 - 6 Chhattisgarh
 - 7 Delhi (BSES/NDPL)
 - 8 Delhi (NDMC)
 - 9 Goa
 - 10 Gujarat
 - 11 Haryana
 - 12 Himachal Pradesh
 - 13 Jammu & Kashmir
 - 14 Jharkhand
 - 15 Karnataka(Bangalore Metro)
 - 16 Karnataka(Other Areas)
 - 17 M. P.
 - 18 Meghalaya
 - 19 Orissa
 - 20 Punjab
 - 21 Rajasthan
 - 22 Tamil Nadu
 - 23 Uttaranchal
 - 24 U. P.
 - 25 West Bengal
 - 26 W. B. (Kolkata CESC)
 - 27 West Bengal (DPSC) (06.00 - 17.00 hrs)
 - 28 West Bengal (DPSC) (17.00 - 23.00 hrs)
 - 29 West Bengal (DPSC) (23.00 - 06.00 hrs)
 - 30 West Bengal-D.V.C.(Bihar Area)
 - 31 West Bengal-D.V.C.(W.B. Area)
 - 32 West Bengal (DPL)

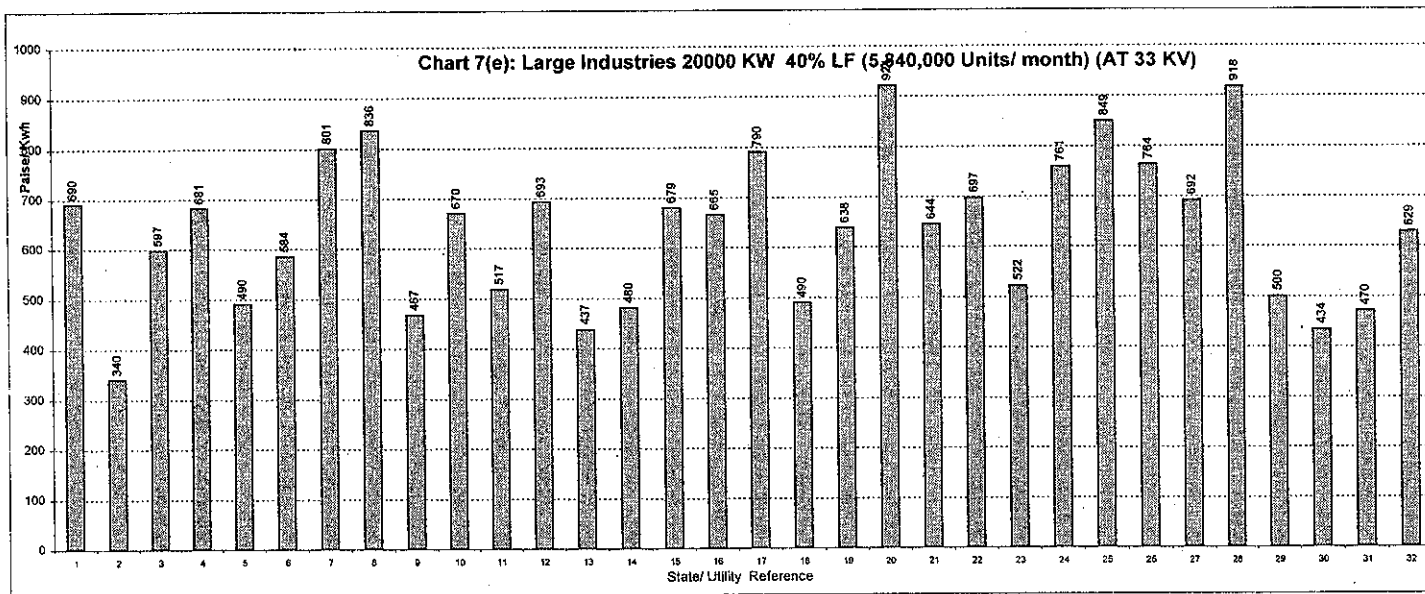


सारणी सं० 7 (इ): बड़े उद्योग 20000 कि०. वा०. 40% भार गुणाक (5840000 यूनिट/माह) (33 कि०. वोल्ट पर)
TABLE NO.7(e): LARGE INDUSTRIES 20000 KW 40% LF (5840000 Unit/Month) (AT 33 KV)

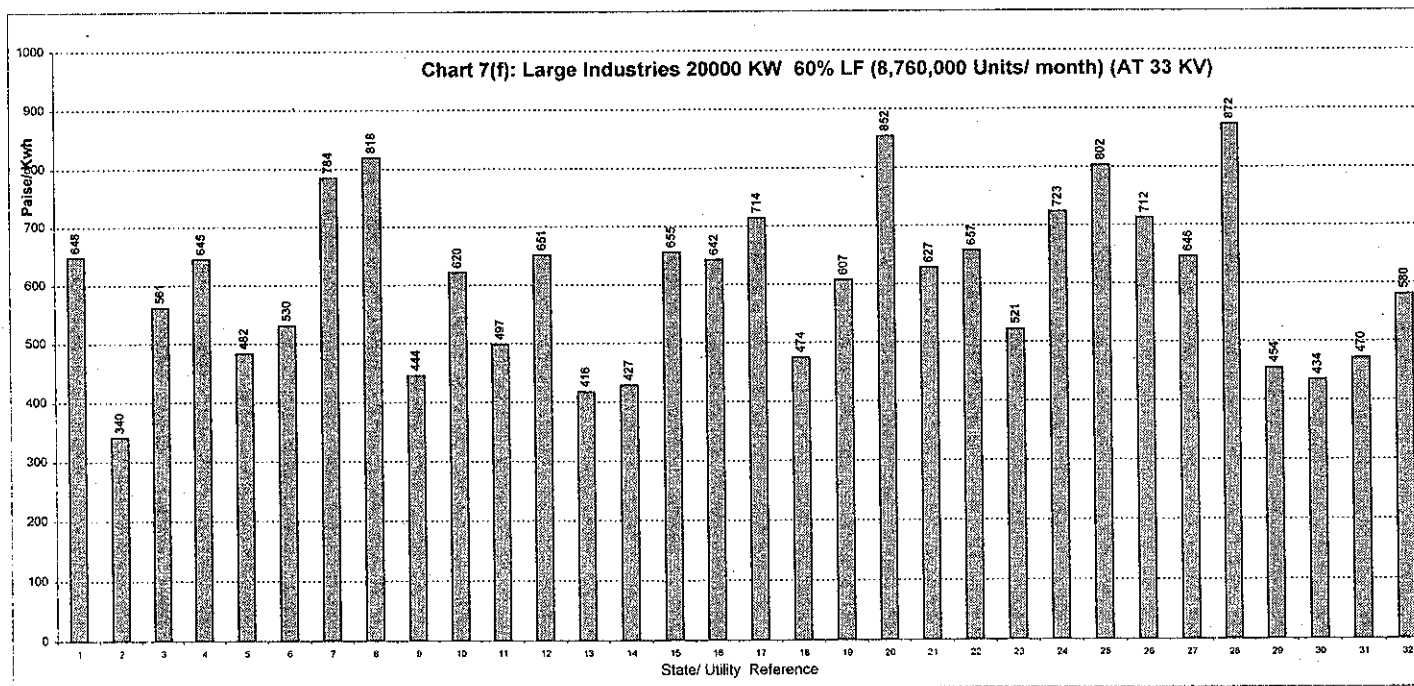
क्रमांक Sr. No.	युटिलिटी का नाम	Name of Utility	Tariff effective from	Av. Rate (P/KWh)	Duty/Tax (P/KWh)	Total (P/KWh)
1	आंध्र प्रदेश	Andhra Pradesh	01.04.2013	684	6	690
2	अरुणाचल प्रदेश	Arunachal Pradesh	01.04.2013	340	0	340
3	आसाम	Assam	01.12.2013	587	10	597
4	बिहार	Bihar (AT 132 KV)	01.04.2013	643	39	681
5	चंडीगढ़	Chandigarh	01.04.2013	479	11	490
6	छत्तीस गढ़	Chhattisgarh	01.08.2013	487	97	584
7	दिल्ली-(बी.वाइ.पी.एल./बी.आर.पी.एल./एन.डी.पी.ए.)	Delhi-(BYPL/BRPL/NDPL-TPDDL)	01.08.2013	763	38	801
8	दिल्ली-(एन.डी.एम.सी.)	Delhi-(NDMC)	01.08.2013	796	40	836
9	गोवा	Goa	01.04.2013	397	70	467
10	गुजरात	Gujarat	01.04.2013	583	87	670
11	हरियाणा	Haryana	01.04.2013	502	15	517
12	हिमाचल प्रदेश	Himachal Pradesh	01.04.2013	592	101	693
13	जम्मू व कश्मीर	Jammu & Kashmir	01.04.2013	358	79	437
14	झारखंड	Jharkhand	01.08.2012	475	5	480
15	कर्नाटक	Karnataka	01.05.2013			
		Bruhat Bangalore Mahangara Paliike, Municipal Corp. & all Urban Areas under Village Panchayats		641	38	679
				627	38	665
16	मध्य प्रदेश	Madhya Pradesh	01.04.2013	674	116	790
17	मेघालय	Meghalaya	01.04.2013	487	3	490
18	उड़ीसा	Orissa	01.04.2013	598	40	638
19	पुदुचेरी	Puducherry	01.04.2013	526	0	526
20	पंजाब	Punjab	01.04.2013	815	106	921
21	राजस्थान	Rajasthan	07.06.2013	579	65	644
22	तमिल नाडु	Tamil Nadu	21.06.2013	664	33	697
23	उत्तराखंड	Uttarakhand	01.05.2013	497	25	522
24	उत्तर प्रदेश	Uttar Pradesh	10.06.2013	756	5	761
25	पश्चिम बंगाल	West Bengal	01.04.2013	739	111	849
26	पश्चिम बंगाल-कोलकता-(सी.ई.एस.सी.)	West Bengal - (CESC Ltd., Kolkata)	01.04.2013	665	100	764
27	पश्चिम बंगाल-(डी.वी.एस.सी.)	West Bengal - (DPSC Ltd.)	01.04.2013			
		(06.00 hrs to 17.00 hrs)		601	90	692
		(17.00 hrs to 23.00 hrs)		798	120	918
		(23.00 hrs to 06.00 hrs)		434	65	500
28	पश्चिम बंगाल-डी.वी.सी.	West Bengal-D.V.C. (Bihar Area)	01.11.2012	409	25	434
		(West Bengal Area)		409	61	470
29	पश्चिम बंगाल-दुर्गापुर परियोजना	West Bengal-Durgapur Projects Ltd.	01.04.2013	547	82	629

सारणी सं० 7 (च): बड़े उद्योग 20000 कि०. वा०. 60% भार गुणाक (8760000 यूनिट/माह) (33 कि०. वोल्ट पर)
TABLE NO.7(f): LARGE INDUSTRIES 20000 KW 60% LF (8760000 Unit/Month) (AT 33 KV)

क्रमांक Sr. No.	युटिलिटी का नाम	Name of Utility	Tariff effective from	Av. Rate (P/KWh)	Duty/Tax (P/KWh)	Total (P/KWh)
1	आंध्र प्रदेश	Andhra Pradesh	01.04.2013	642	6	648
2	अरुणाचल प्रदेश	Arunachal Pradesh	01.04.2013	340	0	340
3	आसाम	Assam	01.12.2013	551	10	561
4	बिहार	Bihar (AT 132 KV)	01.04.2013	608	37	645
5	चंडीगढ़	Chandigarh	01.04.2013	471	11	482
6	छत्तीस गढ़	Chhattisgarh	01.08.2013	441	88	530
7	दिल्ली-(बी.वाइ.पी.एल./बी.आर.पी.एल./एन.डी.पी.ए.)	Delhi-(BYPL/BRPL/NDPL-TPDDL)	01.08.2013	747	37	784
8	दिल्ली-(एन.डी.एम.सी.)	Delhi-(NDMC)	01.08.2013	779	39	818
9	गोवा	Goa	01.04.2013	374	70	444
10	गुजरात	Gujarat	01.04.2013	540	81	620
11	हरियाणा	Haryana	01.04.2013	482	15	497
12	हिमाचल प्रदेश	Himachal Pradesh	01.04.2013	557	95	651
13	जम्मू व कश्मीर	Jammu & Kashmir	01.04.2013	341	75	416
14	झारखंड	Jharkhand	01.08.2012	422	5	427
15	कर्नाटक	Karnataka	01.05.2013			
		Bruhat Bangalore Mahangara Paliike, Municipal Corp. & all Urban Areas under Village Panchayats		618	37	655
				606	36	642
16	मध्य प्रदेश	Madhya Pradesh	01.04.2013	607	106	714
17	मेघालय	Meghalaya	01.04.2013	471	3	474
18	उड़ीसा	Orissa	01.04.2013	567	40	607
19	पुदुचेरी	Puducherry	01.04.2013	501	0	501
20	पंजाब	Punjab	01.04.2013	754	98	852
21	राजस्थान	Rajasthan	07.06.2013	562	65	627
22	तमिल नाडु	Tamil Nadu	21.06.2013	626	31	657
23	उत्तराखंड	Uttarakhand	01.05.2013	496	25	521
24	उत्तर प्रदेश	Uttar Pradesh	10.06.2013	718	5	723
25	पश्चिम बंगाल	West Bengal	01.04.2013	697	105	802
26	पश्चिम बंगाल-कोलकता-(सी.ई.एस.सी.)	West Bengal - (CESC Ltd., Kolkata)	01.04.2013	619	93	712
27	पश्चिम बंगाल-(डी.वी.एस.सी.)	West Bengal - (DPSC Ltd.)	01.04.2013			
		(06.00 hrs to 17.00 hrs)		562	84	646
		(17.00 hrs to 23.00 hrs)		759	114	872
		(23.00 hrs to 06.00 hrs)		395	59	454
28	पश्चिम बंगाल-डी.वी.सी.	West Bengal-D.V.C. (Bihar Area)	01.11.2012	409	25	434
		(West Bengal Area)		409	61	470
29	पश्चिम बंगाल-दुर्गापुर परियोजना	West Bengal-Durgapur Projects Ltd.	01.04.2013	504	76	580



- Index of States**
- 1 Andhra Pradesh
 - 2 Arunachal Pradesh
 - 3 Assam
 - 4 Bihar
 - 5 Chandigarh
 - 6 Chhattisgarh
 - 7 Delhi (BSES/NDPL)
 - 8 Delhi (NDMC)
 - 9 Goa
 - 10 Gujarat
 - 11 Haryana
 - 12 Himachal Pradesh
 - 13 Jammu & Kashmir
 - 14 Jharkhand
 - 15 Karnataka(Bangalore Metro)
 - 16 Karnataka(Other Areas)
 - 17 M. P.
 - 18 Meghalaya
 - 19 Orissa
 - 20 Punjab
 - 21 Rajasthan
 - 22 Tamil Nadu
 - 23 Uttaranchal
 - 24 U. P.
 - 25 West Bengal
 - 26 W. B. (Kolkata CESC)
 - 27 West Bengal (DPSC) (06.00 - 17.00 hrs)
 - 28 West Bengal (DPSC) (17.00 - 23.00 hrs)
 - 29 West Bengal (DPSC) (23.00 - 06.00 hrs)
 - 30 West Bengal-D.V.C.(Bihar Area)
 - 31 West Bengal-D.V.C.(W.B. Area)
 - 32 West Bengal (DPL)



सारणी सं० 7 (ख): बड़े उद्योग 50000 कि०. वा०. 40% भार गुणाक (14600000 यूनिट/माह) (33 कि०. व००. पर)
TABLE NO.7(g): LARGE INDUSTRIES 50000 KW 40% LF (14600000 Unit/Month) (AT 33 KV)

क्रमांक Sr. No.	युटिलिटी का नाम	Name of Utility	Tariff effective from	Av. Rate (P/KWh)	Duty/Tax (P/KWh)	Total (P/KWh)
1	आंध्र प्रदेश	Andhra Pradesh	01.04.2013	684	6	690
2	अरुणाचल प्रदेश	Arunachal Pradesh	01.04.2013	340	0	340
3	आसाम	Assam	01.12.2013	587	10	597
4	बिहार	Bihar (AT 132 KV)	01.04.2013	643	39	681
5	चंडीगढ़	Chandigarh	01.04.2013	479	11	490
6	छत्तीस गढ़	Chhattishgarh	01.08.2013	487	97	584
7	दिल्ली-(बी.वाइ.पी.एल./बी.आर.पी.एल./एन.डी.पी.ए.)	Delhi-(BYPL/BRPL/NDPL-TPDDL)	01.08.2013	763	38	801
8	दिल्ली-(एन.डी.एम.सी.)	Delhi-(NDMC)	01.08.2013	796	40	836
9	गोवा	Goa (AT 33 KV)	01.04.2013	397	70	467
		(AT 110 KV)		397	70	467
10	गुजरात	Gujarat (AT 33/66 KV)	01.04.2013	585	88	672
		(AT 132 KV)		582	87	670
11	हरियाणा	Haryana (AT 33 KV)	01.04.2013	502	15	517
		(AT 66/132 KV)		494	15	509
		(AT 220 KV)		485	15	500
12	हिमाचल प्रदेश	Himachal Pradesh	01.04.2013	592	101	693
13	जम्मू व कश्मीर	Jammu & Kashmir	01.04.2013	358	79	437
14	झारखंड	Jharkhand (AT 33 KV)	01.08.2012	475	5	480
		(AT 132 KV)		466	5	471
15	कर्नाटक	Karnataka	01.05.2013			
		Bangalore Metro Area (AT 33/66 KV)		641	38	680
		Other Areas (AT 33/66 KV)		627	38	665
		Bangalore Metropolitan Area (AT 110 KV)		640	38	679
		Other Areas (AT 110 KV)		626	38	664
		Bangalore Metropolitan Area (AT 220 KV)		638	38	677
		Other Areas (AT 220 KV)		624	37	662
16	केरल	Kerala (AT 66 KV)	01.05.2013	554	10	564
		(AT 110 KV)		540	10	550
		(AT 220 KV)		540	10	550
17	मध्य प्रदेश	Madhya Pradesh (AT 33 KV)	01.04.2013	674	116	790
		(AT 132 KV)		671	116	786
18	मेघालय	Meghalaya	01.04.2013	487	3	490
19	उड़ीसा	Orissa (AT 132 KV)	01.04.2013	598	40	638
20	पुदुचेरी	Puducherry (AT 110 KV)	01.04.2013	526	0	526
21	पंजाब	Punjab	01.04.2013	815	106	921
22	राजस्थान	Rajasthan	07.06.2013	579	65	644
23	तमिल नाडु	Tamil Nadu	21.06.2013	664	33	697
24	उत्तराखंड	Uttarakhand	01.05.2013	497	25	522
25	उत्तर प्रदेश	Uttar Pradesh	10.06.2013			
		For supply at 33 KV & 66 KV		756	5	761
		For supply at 132 KV & above		724	5	729
26	पश्चिम बंगाल	West Bengal (AT 33 KV)	01.04.2013	739	111	849
		(AT 132 KV)		737	110	847
27	पश्चिम बंगाल-कोलकाता-(सी.ई.एस.सी.)	West Bengal - (CESC Ltd., Kolkata)	01.04.2013	665	100	764
28	पश्चिम बंगाल-(अ.पी.एस.सी.)	West Bengal - (DPSC Ltd.)	01.04.2013			
		(AT 33 KV)				
		(06.00 hrs to 17.00 hrs)		601	90	692
		(17.00 hrs to 23.00 hrs)		798	120	918
		(23.00 hrs to 06.00 hrs)		434	65	500
		(AT 132 KV)				
		(06.00 hrs to 17.00 hrs)		601	90	692
		(17.00 hrs to 23.00 hrs)		798	120	918
		(23.00 hrs to 06.00 hrs)		434	65	500
29	पश्चिम बंगाल-डी.वी.सी.	West Bengal-D.V.C. (Bihar Area)	01.11.2012	409	25	434
		(West Bengal Area)		409	61	470
		AT 132 KV (Bihar Area)		408	24	432
		AT 132 KV (West Bengal Area)		408	61	469
30	पश्चिम बंगाल-दुर्गापुर परियोजना	West Bengal-Durgapur Projects Ltd.	01.04.2013			
		(AT 33 KV)		547	82	629
		(AT 132 KV)		536	80	616

सारणी सं० 7 (ज): बड़े उद्योग 50000 कि० वा०. 60% भार गुणाक (21900000 यूनिट/माह) (33 कि०. वी०. पर)
TABLE NO.7(h): LARGE INDUSTRIES 50000 KW 60% LF (21900000 Unit/Month) (AT 33 KV)

क्रमांक Sr. No.	युटिलिटी का नाम	Name of Utility	Tariff effective from	Av. Rate (P/KWh)	Duty/Tax (P/KWh)	Total (P/KWh)
1	आंध्र प्रदेश	Andhra Pradesh	01.04.2013	642	6	648
2	अरुणाचल प्रदेश	Arunachal Pradesh	01.04.2013	340	0	340
3	आसाम	Assam	01.12.2013	551	10	561
4	बिहार	Bihar (AT 132 KV)	01.04.2013	608	37	645
5	चंडीगढ़	Chandigarh	01.04.2013	471	11	482
6	छत्तीस गढ़	Chhattishgarh	01.08.2013	441	88	530
7	दिल्ली-(बी.वाइ.पी.एल./बी.आर.पी.एल./एन.डी.पी.ए)	Delhi-(BYPL/BRPL/NDPL-TPDDL)	01.08.2013	747	37	784
8	दिल्ली-(एन.डी.एम.सी.)	Delhi-(NDMC)	01.08.2013	779	39	818
9	गोवा	Goa (AT 33 KV)	01.04.2013	374	70	444
		(AT 110 KV)		374	70	444
10	गुजरात	Gujarat (AT 33/66 KV)	01.04.2013	541	81	622
		(AT 132 KV)		538	81	619
11	हरियाणा	Haryana (AT 33 KV)	01.04.2013	482	15	497
		(AT 66/132 KV)		474	15	489
		(AT 220 KV)		465	15	480
12	हिमाचल प्रदेश	Himachal Pradesh	01.04.2013	557	95	651
13	जम्मू व कश्मीर	Jammu & Kashmir	01.04.2013	341	75	416
14	झारखंड	Jharkhand (AT 33 KV)	01.08.2012	422	5	427
		(AT 132 KV)		413	5	418
15	कर्नाटक	Karnataka	01.05.2013			
		Bangalore Metro Area (AT 33/66 KV)		618	37	656
		Other Areas (AT 33/66 KV)		606	36	642
		Bangalore Metropolitan Area (AT 110 KV)		617	37	655
		Other Areas (AT 110 KV)		605	36	641
		Bangalore Metropolitan Area (AT 220 KV)		615	37	652
		Other Areas (AT 220 KV)		603	36	639
16	केरल	Kerala (AT 66 KV)	01.05.2013	516	10	526
		(AT 110 KV)		504	10	514
		(AT 220 KV)		505	10	515
17	मध्य प्रदेश	Madhya Pradesh (AT 33 KV)	01.04.2013	607	106	714
		(AT 132 KV)		595	104	699
18	मेघालय	Meghalaya	01.04.2013	471	3	474
19	उड़ीसा	Orissa (AT 132 KV)	01.04.2013	567	40	607
20	पुदुचेरी	Puducherry (AT 110 KV)	01.04.2013	501	0	501
21	पंजाब	Punjab	01.04.2013	754	98	852
22	राजस्थान	Rajasthan	07.06.2013	562	65	627
23	तमिल नाडु	Tamil Nadu	21.06.2013	626	31	657
24	उत्तराखंड	Uttarakhand	01.05.2013	496	25	521
25	उत्तर प्रदेश	Uttar Pradesh	10.06.2013			
		For supply at 33 KV & 66 KV		718	5	723
		For supply at 132 KV & above		690	5	695
26	पश्चिम बंगाल	West Bengal (AT 33 KV)	01.04.2013	697	105	802
		(AT 132 KV)		696	104	801
27	पश्चिम बंगाल-कोलकता-(सी.ई.एस.सी.)	West Bengal - (CESC Ltd., Kolkata)	01.04.2013	619	93	712
28	पश्चिम बंगाल-(अ.पी.एस.सी.)	West Bengal - (DPSC Ltd.)	01.04.2013			
		(AT 33 KV)				
		(06.00 hrs to 17.00 hrs)		562	84	646
		(17.00 hrs to 23.00 hrs)		759	114	872
		(23.00 hrs to 06.00 hrs)		395	59	454
		(AT 132 KV)				
		(06.00 hrs to 17.00 hrs)		561	84	645
		(17.00 hrs to 23.00 hrs)		758	114	871
		(23.00 hrs to 06.00 hrs)		394	59	453
29	पश्चिम बंगाल-डी.वी.सी.	West Bengal-D.V.C. (Bihar Area)	01.11.2012	409	25	434
		(West Bengal Area)		409	61	470
		AT 132 KV (Bihar Area)		408	24	432
		AT 132 KV (West Bengal Area)		408	61	469
30	पश्चिम बंगाल-दुर्गापुर परियोजना	West Bengal-Durgapur Projects Ltd.	01.04.2013			
		(AT 33 KV)		504	76	580
		(AT 132 KV)		492	74	566

Chart 7(g): Large Industries 50000 KW 40% LF (14,600,000 Units/ month) (AT 33 KV)

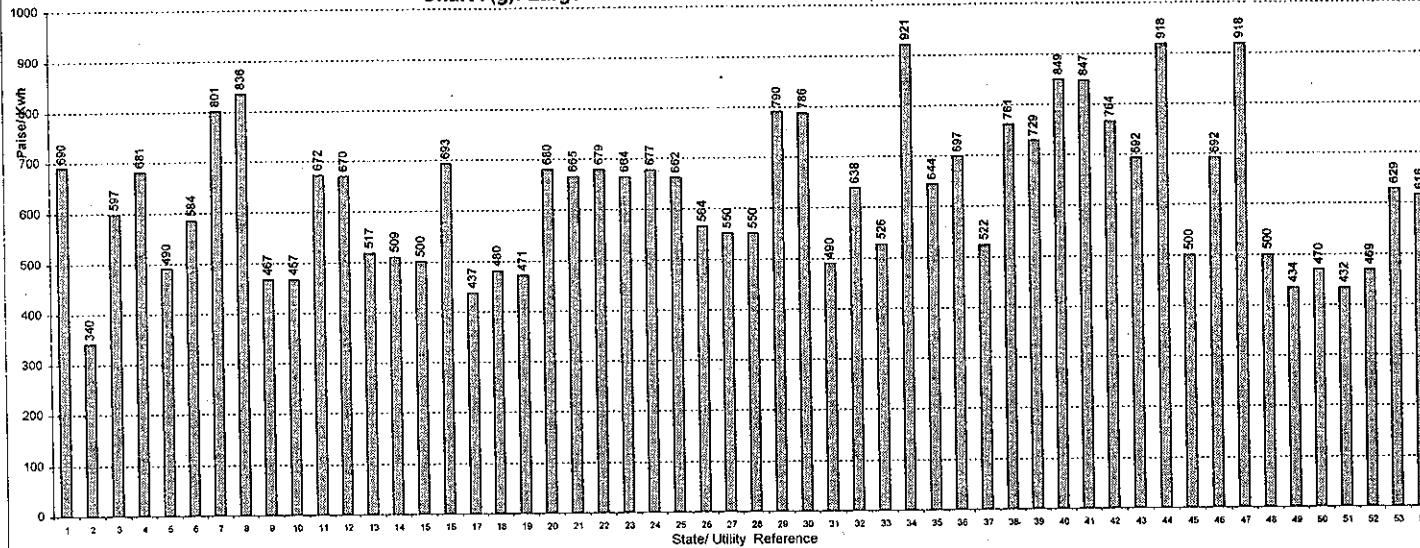
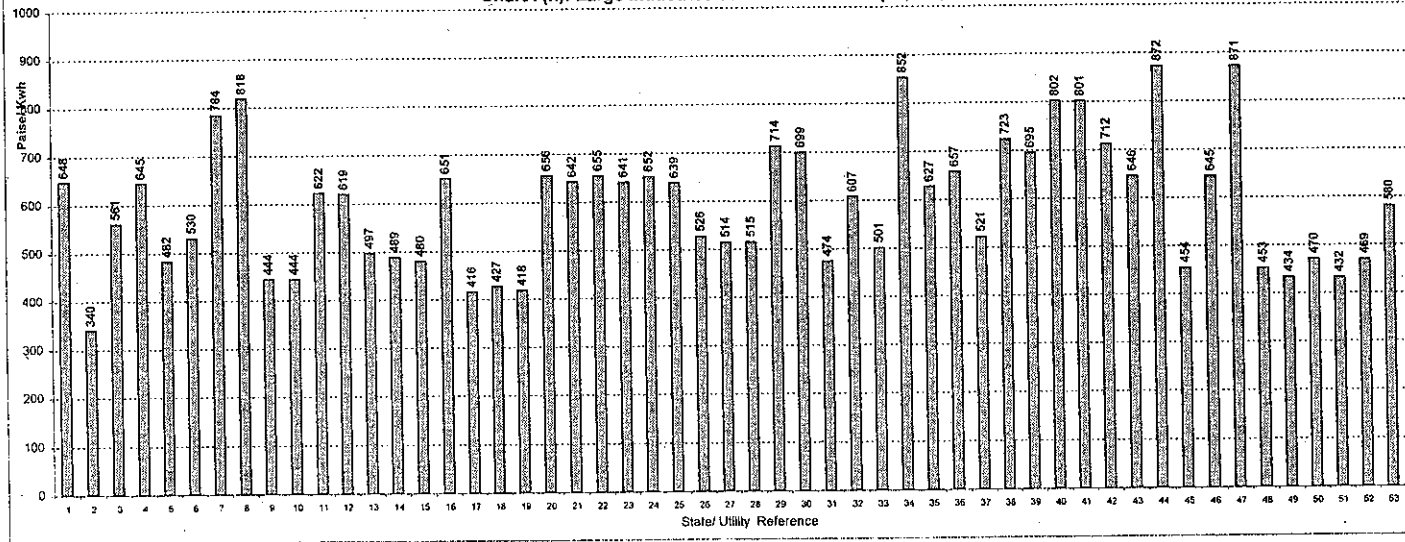


Chart 7(h): Large Industries 50000 KW 60% LF (21,900,000 Units/ month) (AT 33 KV)



Index of States

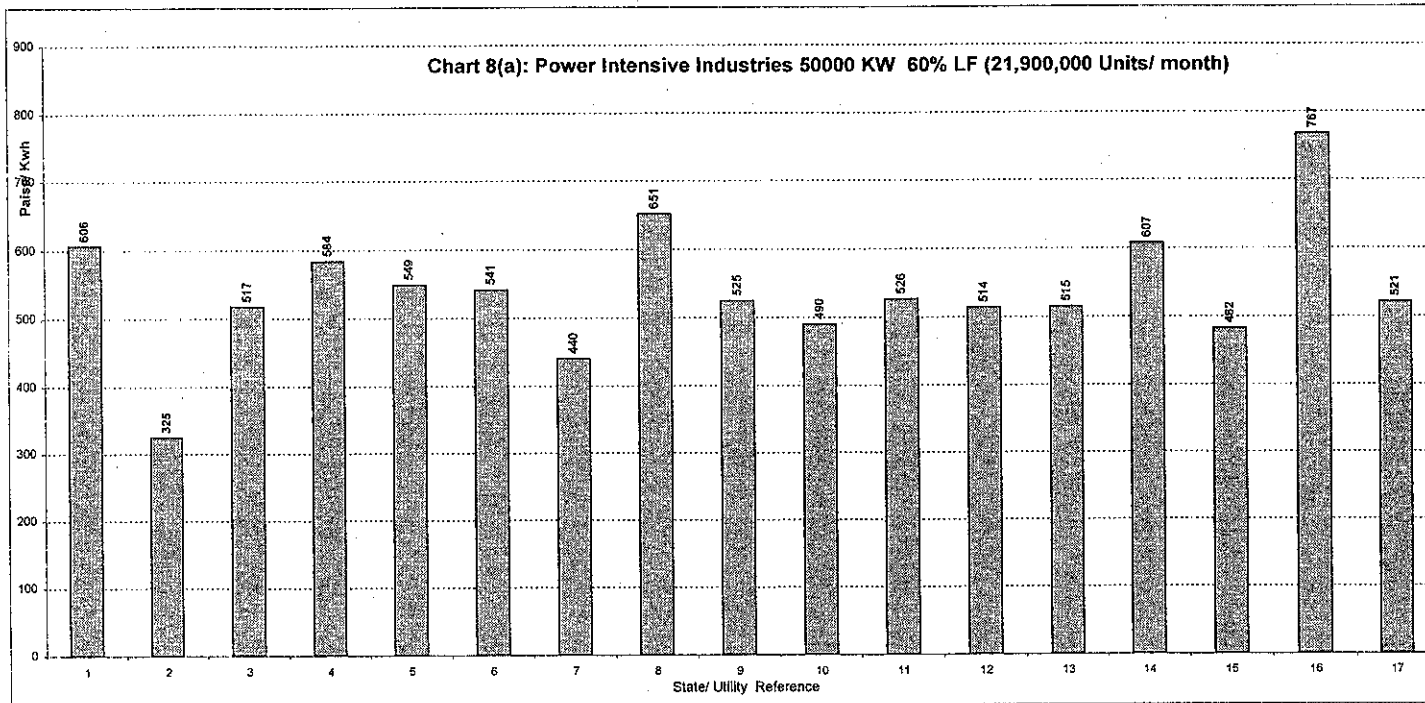
- 1 Andhra Pradesh
- 2 Arunachal Pradesh
- 3 Assam
- 4 Bihar (AT 132 KV)
- 5 Chandigarh
- 6 Chhattishgarh
- 7 Delhi (BSES/NDPL)
- 8 Delhi (NDMC)
- 9 Goa (AT 33 KV)
- 10 Goa (AT 110 KV)
- 11 Gujarat (AT 33/66 KV)
- 12 Gujarat (AT 132 KV)
- 13 Haryana (AT 33 KV)
- 14 Haryana (AT 66/132 KV)
- 15 Haryana (AT 220 KV)
- 16 Himachal Pradesh
- 17 Jammu & Kashmir
- 18 Jharkhand (AT 33 KV)
- 19 Jharkhand (AT 132 KV)
- 20 Karnataka (Bangalore Metro) (AT 33/66 KV)
- 21 Karnataka (Other Areas) (AT 33/66 KV)
- 22 Karnataka (Bangalore Metro) (AT 110 KV)
- 23 Karnataka (Other Areas) (AT 110 KV)
- 24 Karnataka (Bangalore Metro) (AT 220 KV)
- 25 Karnataka (Other Areas) (AT 220 KV)
- 26 Kerala (AT 66 KV)
- 27 Kerala (AT 110 KV)
- 28 Kerala (AT 220 KV)
- 29 MP (AT 33 KV)
- 30 MP (AT 132 KV)
- 31 Meghalaya
- 32 Orissa (AT 132 KV)
- 33 Pondicherry (AT 110 KV)
- 34 Punjab
- 35 Rajasthan
- 36 Tamil Nadu
- 37 Uttaranchal
- 38 U. P. (AT 33 KV & 66 KV)
- 39 U. P. (AT 132 KV & ABOVE)
- 40 West Bengal (AT 33 KV)
- 41 West Bengal (AT 132 KV)
- 42 W. B. (Kolkata CESC)
- 43 West Bengal-DPSC (AT 33 KV)(0600 - 1700 hrs)
- 44 West Bengal-DPSC (AT 33 KV)(1700 - 2300 hrs)
- 45 West Bengal-DPSC (AT 33 KV)(2300 - 0600 hrs)
- 46 West Bengal-DPSC (AT 132 KV)(0600 - 1700 hrs)
- 47 West Bengal-DPSC (AT 132 KV)(1700 - 2300 hrs)
- 48 West Bengal-DPSC (AT 132 KV)(2300 - 0600 hrs)
- 49 D.V.C.(Bihar Area) (AT 33 KV)
- 50 D.V.C.(W.B. Area) (AT 33 KV)
- 51 D.V.C.(Bihar Area) (AT 132 KV)
- 52 D.V.C.(W.B. Area) (AT 132 KV)
- 53 West Bengal (DPL) (AT 33 KV)
- 54 West Bengal (DPL) (AT 132 KV)

सारणी सं० 8 (क): पावर इन्टेंसिव उद्योग 50000 कि०. वा०. 60% भार गुणाक (21900000 यूनिट/माह)
TABLE NO.8(a): POWER INTENSIVE INDUSTRIES 50000 KW 60% LF (21900000 Unit/Month)

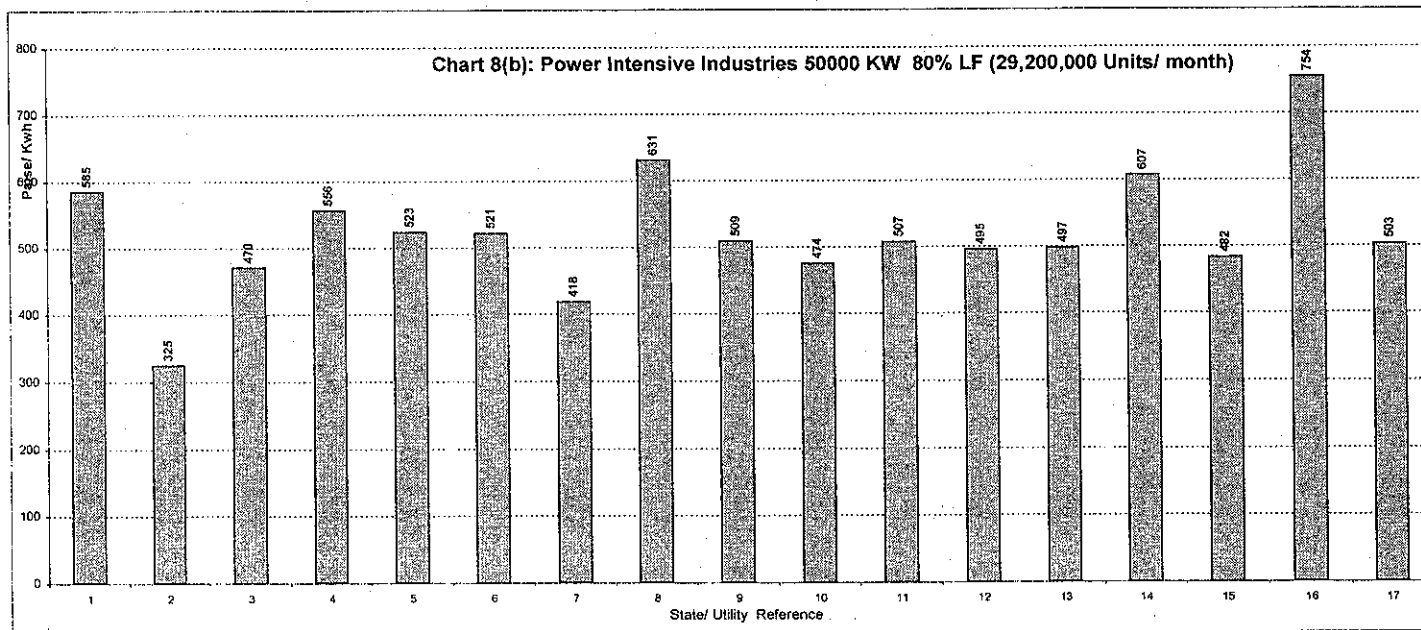
क्रमांक Sr. No.	युटिलिटी का नाम	Name of Utility	Tariff effective from	Av. Rate (P/KWh)	Duty/Tax (P/KWh)	Total (P/KWh)
1	आंध्र प्रदेश	Andhra Pradesh (AT 132 KV)	01.04.2013	600	6	606
2	अरुणाचल प्रदेश	Arunachal Pradesh	01.04.2013	325	0	325
3	बिहार	Bihar	01.04.2013	488	29	517
4	छत्तीस गढ़	Chhattishgarh (AT 33 KV)	01.08.2013	486	97	584
		(AT 132 KV)		458	92	549
5	दमन एवं दिव	Daman & Diu	01.04.2013	541	0	541
6	गोवा	Goa (AT 11/33 KV)	01.04.2013	370	70	440
7	हिमाचल प्रदेश	Himachal Pradesh	01.04.2013	557	95	651
8	जम्मू व कश्मीर	Jammu & Kashmir (AT 11 KV)	01.04.2013	430	95	525
		(AT 33 KV)		402	88	490
9	केरल	Kerala (AT 66 KV)	01.05.2013	516	10	526
		(AT 110 KV)		504	10	514
		(AT 220 KV)		505	10	515
10	उड़ीसा	Orissa (AT 11/33 KV)	01.04.2013	567	40	607
		(AT 132 KV)		447	36	482
11	पंजाब	Punjab	01.04.2013	679	88.	767
12	उत्तराखंड	Uttarakhand	01.05.2013	496	25	521

सारणी सं० 8(ख): पावर इन्टेंसिव उद्योग 50000 कि०. वा०. 80% भार गुणाक (29200000 यूनिट/माह)
TABLE NO.8(b): POWER INTENSIVE INDUSTRIES 50000 KW 80% LF (29200000 Unit/Month)

क्रमांक Sr. No.	युटिलिटी का नाम	Name of Utility	Tariff effective from	Av. Rate (P/KWh)	Duty/Tax (P/KWh)	Total (P/KWh)
1	आंध्र प्रदेश	Andhra Pradesh (AT 132 KV)	01.04.2013	579	6	585
2	अरुणाचल प्रदेश	Arunachal Pradesh	01.04.2013	325	0	325
3	बिहार	Bihar	01.04.2013	443	27	470
4	छत्तीस गढ़	Chhattishgarh (AT 33 KV)	01.08.2013	463	93	556
		(AT 132 KV)		436	87	523
5	दमन एवं दिव	Daman & Diu	01.04.2013	521	0	521
6	गोवा	Goa (AT 11/33 KV)	01.04.2013	348	70	418
7	हिमाचल प्रदेश	Himachal Pradesh	01.04.2013	539	92	631
8	जम्मू व कश्मीर	Jammu & Kashmir (AT 11 KV)	01.04.2013	417	92	509
		(AT 33 KV)		389	86	474
9	केरल	Kerala (AT 66 KV)	01.05.2013	497	10	507
		(AT 110 KV)		485	10	495
		(AT 220 KV)		487	10	497
10	उड़ीसा	Orissa (AT 11/33 KV)	01.04.2013	567	40	607
		(AT 132 KV)		447	36	482
11	पंजाब	Punjab	01.04.2013	668	87	754
12	उत्तराखंड	Uttarakhand	01.05.2013	478	25	503

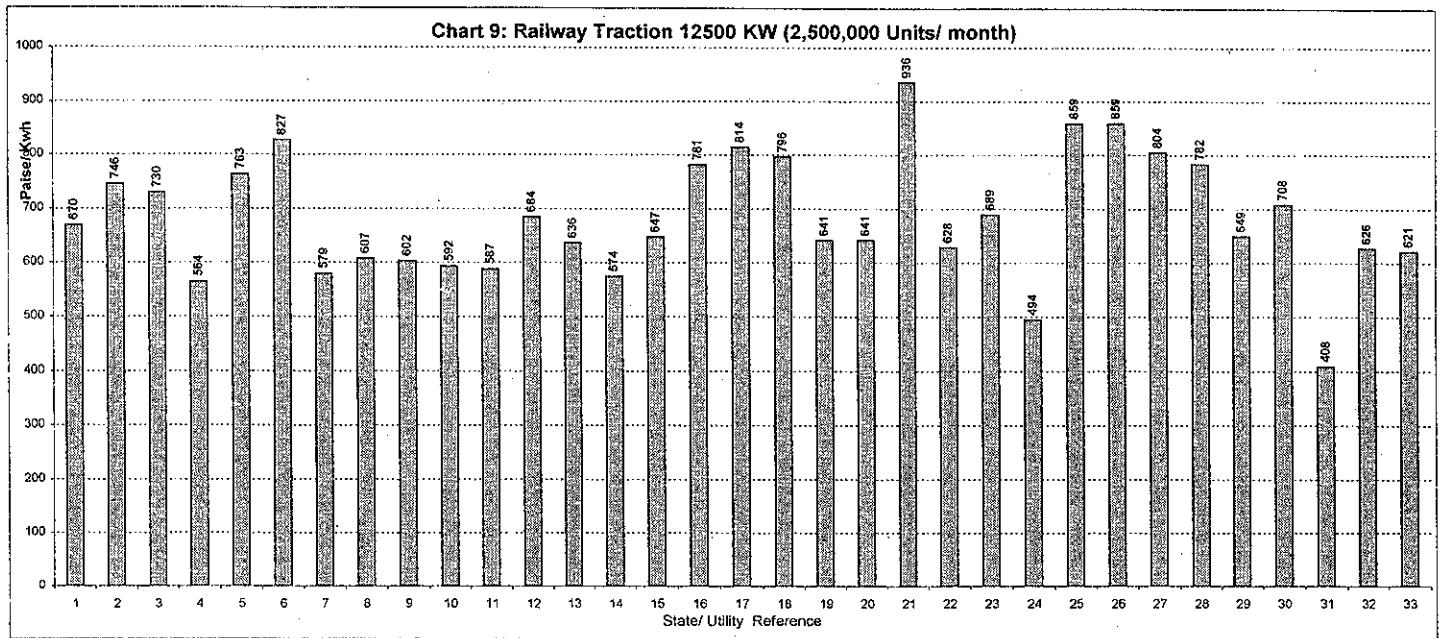


- Index of States**
- 1 Andhra Pradesh (AT 132 KV)
 - 2 Arunachal Pradesh
 - 3 Bihar
 - 4 Chhattishgarh (AT 33 KV)
 - 5 Chhattishgarh (AT 132 KV)
 - 6 Daman & Diu
 - 7 Goa (AT11/33 KV)
 - 8 Himachal Pradesh
 - 9 Jammu & Kashmir (AT 11 KV)
 - 10 Jammu & Kashmir (AT 33 KV)
 - 11 Kerala (AT 66 KV)
 - 12 Kerala (AT 110 KV)
 - 13 Kerala (AT 220 KV)
 - 14 Orissa (AT 11/33 KV)
 - 15 Orissa (AT 132 KV)
 - 16 Punjab
 - 17 Uttarakhand



सारणी सं० 9: रेलवे ट्रैक्शन 12500 कि० वा०.(2500000 यूनिट/माह)
TABLE NO.9: RAILWAY TRACTION 12500 KW (2500000 Unit/Month)

क्रमांक Sr. No.	युटिलिटी का नाम	Name of Utility	Tariff effective from	Av. Rate (P/KWh)	Duty/Tax (P/KWh)	Total (P/KWh)
1	आंध्र प्रदेश	Andhra Pradesh	01.04.2013	670	0	670
2	बिहार	Bihar (AT 25 KV)	01.04.2013	703	42	746
		(AT 132KV)		688	41	730
3	छत्तीस गढ़	Chhattishgarh (AT 132 KV)	01.08.2013	564	0	564
4	दिल्ली-(बी.वाइ.पी.एल./बी.आर.पी.एल./एन.डी.पी.ए.)	Delhi-(BYPL/BRPL/NDPL-TPDDL)	01.08.2013	763	0	763
5	दिल्ली-(एन.डी.एम.सी.)	Delhi-(NDMC) (AT 33 KV)	01.08.2013	788	39	827
6	गुजरात	Gujarat (AT 132 KV)	01.04.2013	579	0	579
7	हरियाणा	Haryana	01.04.2013			
		AT 11 KV		607	0	607
		AT 33 KV		602	0	602
		AT 66/132 KV		592	0	592
		AT 220 KV		587	0	587
8	झारखंड	Jharkhand (AT 25 KV)	01.08.2012	669	15	684
9	कर्नाटक	Karnataka	01.05.2013	600	36	636
10	केरल	Kerala (AT 110 KV)	01.05.2013	574	0	574
11	मध्य प्रदेश	Madhya Pradesh (AT 132/220 KV)	01.04.2013	647	0	647
12	महाराष्ट्र	Maharashtra	01.08.2012	781	0	781
13	महाराष्ट्र-मुंबई-(टाटा)	Maharashtra - Mumbai-(TATA's)	01.07.2013			
		(AT 22/33 KV)		814	0	814
		(AT 100 KV)		796	0	796
14	उड़ीसा	Orissa (AT 25/33KV)	01.04.2013	641	0	641
		(AT 132KV)		641	0	641
15	पंजाब	Punjab (AT 132KV)	01.04.2013	828	108	936
16	राजस्थान	Rajasthan	07.06.2013	628	0	628
17	तमिल नाडु	Tamil Nadu	21.06.2013	689	0	689
18	उत्तराखंड	Uttarakhand	01.05.2013	494	0	494
19	उत्तर प्रदेश	Uttar Pradesh (132 KV AND ABOVE)	10.06.2013	859	0	859
		(BELOW 132 KV)		859	0	859
20	पश्चिम बंगाल	West Bengal (AT 25 KV)	01.04.2013	804	0	804
		(AT 132 KV)		782	0	782
21	पश्चिम बंगाल-कोलकता-(सी.ई.एस.सी.)	West Bengal - (CESC Ltd., Kolkata)	01.04.2013	649	0	649
22	पश्चिम बंगाल-(डी.पी.एस.सी.)	West Bengal - (DPSC Ltd.)	01.04.2013	708	0	708
23	पश्चिम बंगाल-डी.वी.सी.	West Bengal-D.V.C. (AT 132 KV)	01.11.2012	408	0	408
24	पश्चिम बंगाल-दुर्गापुर परियोजना	West Bengal-Durgapur Projects Ltd.	01.04.2013			
		(AT 25 KV)		626	0	626
		(AT 132 KV)		621	0	621



- Index of States
- 1 Andhra Pradesh
 - 2 Bihar (AT 25 KV)
 - 3 Bihar (AT 132 KV)
 - 4 Chhattishgarh (AT 132 KV)
 - 5 Delhi (BSES/NDPL)
 - 6 Delhi-NDMC (AT 33 KV)
 - 7 Gujarat (AT 132 KV)
 - 8 Haryana (AT 11 KV)
 - 9 Haryana (AT 33 KV)
 - 10 Haryana (AT 66/132 KV)
 - 11 Haryana (AT 220 KV)
 - 12 Jharkhand (AT 25 KV)
 - 13 Karnataka
 - 14 Kerala (AT 110 KV)
 - 15 MP (AT 132/220 KV)
 - 16 Maharashtra
 - 17 Mumbai (TEC)(At 33/22/11/6.6 KV)
 - 18 Mumbai (TEC)(At 220 KV)
 - 19 Orissa (AT 25/33 KV)
 - 20 Orissa (AT 132 KV)
 - 21 Punjab
 - 22 Rajasthan
 - 23 Tamil Nadu
 - 24 Uttaranchal
 - 25 U. P. (132 KV and Above)
 - 26 U. P. (Below 132KV)
 - 27 West Bengal (AT 25 KV)
 - 28 West Bengal (AT 132 KV)
 - 29 W. B. (Kolkata CESC)
 - 30 West Bengal-DPSC
 - 31 D.V.C.(AT 132 KV)
 - 32 West Bengal (DPL) (AT 25 KV)
 - 33 West Bengal (DPL) (AT 132 KV)