

Lillehammer  
**2016**  
Youth Olympic Games



YOG  
DNA

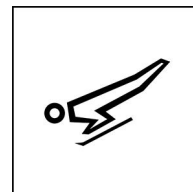


# Results Book



## Skeleton

	Skeleton	1
1	Table of Contents	2
2	Medallists by Event	3
3	Women's Individual	4
3.1	Medallists	5
3.2	Individual	6
3.2.1	Start List - Heat 1	6
3.2.2	Start List - Heat 2	7
3.2.3	Results - After Heat 1	8
3.2.4	Official Results	9
3.3	Official Training	11
3.3.1	Results - Session 1	11
3.3.2	Results - Session 2	12
3.3.3	Results - Session 3	13
4	Men's Individual	14
4.1	Medallists	15
4.2	Individual	16
4.2.1	Start List - Heat 1	16
4.2.2	Start List - Heat 2	17
4.2.3	Results - After Heat 1	18
4.2.4	Official Results	19
4.3	Official Training	21
4.3.1	Results - Session 1	21
4.3.2	Results - Session 2	22
4.3.3	Results - Session 3	23



## Medallists by Event

As of FRI 19 FEB 2016 at 12:24

Event	Date	Medal	Name	NOC Code
Women's Skeleton	FRI 19 FEB	GOLD	PITTAWAY Ashleigh Fay	GBR
		SILVER	NEISE Hannah	GER
		BRONZE	BESSARD Agathe	FRA
Men's Skeleton	FRI 19 FEB	GOLD	RUKOSUEV Evgenii	RUS
		SILVER	HESTENGEN Alexander	NOR
		BRONZE	SCHNEIDER Robin	GER

Lillehammer  
**2016**  
Youth Olympic Games



YOG  
DNA



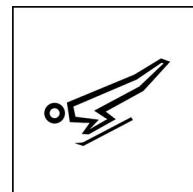
# Results Book



## Skeleton

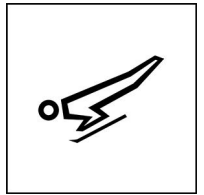
Women's Individual





## Medallists

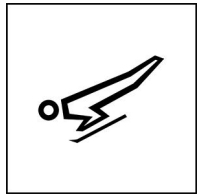
Medal	Name	NOC
GOLD	PITTAWAY Ashleigh Fay	GBR - Great Britain
SILVER	NEISE Hannah	GER - Germany
BRONZE	BESSARD Agathe	FRA - France



## Start List

Start Order	Sled No.	NOC Code	Name	Remarks
1	1	ROU	VICOL Alexandra Elena Cristina	
2	2	GBR	PITTAWAY Ashleigh Fay	
3	3	USA	McGUIRE Kalyn	
4	4	USA	HASS Rebecca	
5	5	ROU	MIROIU Daria Georgiana	
6	6	LAT	LACE Paula Kristiana	
7	7	ROU	PUSCASU Diana Cristina	
8	8	GER	NEISE Hannah	
9	9	RUS	SUROVTSEVA Mariia	
10	10	RUS	TARARYCHENKOVA Alina	
11	11	LAT	ZUNTE Darta Estere	
12	12	KOR	HEO Hyegyo	
13	13	FRA	BESSARD Agathe	
14	14	BRA	NASCIMENTO AMARO Laura	
15	15	JPN	IJICHI Mayu	
16	16	SWE	FALK Julia	
17	17	SWE	LAHOVARY OLSSON Joanna	
18	18	NED	VENNEMANN Noelle	
19	19	CAN	VARGAS Laura	
20	20	JPN	OI Madoka	

Legend:			
Int.	Intermediate time	No.	Number
		Rk	Rank

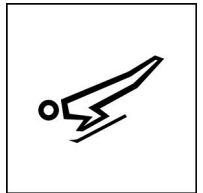


### Start List

Start Order	Sled No.	NOC Code	Name	Start Time	Time	Total	Rk	Remarks
1	14	BRA	NASCIMENTO AMARO Laura	5.59	58.61	58.61	20	
						+3.53		
2	19	CAN	VARGAS Laura	6.01	58.03	58.03	19	
						+2.95		
3	17	SWE	LAHOVARY OLSSON Joanna	5.60	57.95	57.95	18	
						+2.87		
4	20	JPN	OI Madoka	5.74	57.70	57.70	17	
						+2.62		
5	12	KOR	HEO Hyegyo	6.01	57.51	57.51	16	
						+2.43		
6	18	NED	VENNEMANN Noelle	5.41	57.47	57.47	15	
						+2.39		
7	9	RUS	SUROVTSEVA Mariia	5.63	57.29	57.29	14	
						+2.21		
8	15	JPN	IJICHI Mayu	5.56	57.20	57.20	13	
						+2.12		
9	3	USA	McGUIRE Kalyn	5.72	57.19	57.19	12	
						+2.11		
10	4	USA	HASS Rebecca	5.61	56.95	56.95	11	
						+1.87		
11	5	ROU	MIROIU Daria Georgiana	5.60	56.86	56.86	10	
						+1.78		
12	10	RUS	TARARYCHENKOVA Alina	5.49	56.77	56.77	9	
						+1.69		
13	7	ROU	PUSCASU Diana Cristina	5.68	56.73	56.73	8	
						+1.65		
14	1	ROU	VICOL Alexandra Elena Cristina	5.47	56.50	56.50	7	
						+1.42		
15	6	LAT	LACE Paula Kristiana	5.32	56.39	56.39	6	
						+1.31		
16	16	SWE	FALK Julia	5.87	56.30	56.30	5	
						+1.22		
17	13	FRA	BESSARD Agathe	5.74	56.24	56.24	4	
						+1.16		
18	11	LAT	ZUNTE Darta Estere	5.51	56.23	56.23	3	
						+1.15		
19	8	GER	NEISE Hannah	5.63	55.43	55.43	2	
						+0.35		
20	2	GBR	PITTAWAY Ashleigh Fay	5.55	55.08	55.08	1	
						0.00		

**Legend:**

**Int.** Intermediate time      **No.** Number      **Rk** Rank



### Results - After Heat 1

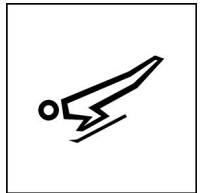
Rk	Sled No.	NOC Code	Name	Start Time	Rk	Int. 1	Rk	Int. 2	Rk	Int. 3	Rk	Int. 4	Rk	Finish Time	Rk	Time Behind	Speed km/h	Speed mph
1	2	GBR	PITTAWAY Ashleigh Fay	5.55	6	19.90	3	29.06	1	36.49	1	46.51	1	55.08	1	0.00	118.8	73.8
														<b>Total:</b>	<b>55.08</b>	<b>0.00</b>		
2	8	GER	NEISE Hannah	5.63=12		20.06 =9		29.35	4	36.84	3	46.86	2	55.43	2	+0.35	118.7	73.7
														<b>Total:</b>	<b>55.43</b>	<b>+0.35</b>		
3	11	LAT	ZUNTE Darta Estere	5.51	5	19.92 =4		29.28	3	36.90	4	47.23	4	56.23	3	+1.15	114.5	71.1
														<b>Total:</b>	<b>56.23</b>	<b>+1.15</b>		
4	13	FRA	BESSARD Agathe	5.74=16		20.22=13		29.56 =9		37.17	7	47.40	5	56.24	4	+1.16	115.8	71.9
														<b>Total:</b>	<b>56.24</b>	<b>+1.16</b>		
5	16	SWE	FALK Julia	5.87	18	20.41	18	29.72	13	37.31 =9		47.52	7	56.30	5	+1.22	116.5	72.4
														<b>Total:</b>	<b>56.30</b>	<b>+1.22</b>		
6	6	LAT	LACE Paula Kristiana	5.32	1	19.79	1	29.12	2	36.76	2	47.14	3	56.39	6	+1.31	112.0	69.6
														<b>Total:</b>	<b>56.39</b>	<b>+1.31</b>		
7	1	ROU	VICOL Alexandra Elena Cristina	5.47	3	19.92 =4		29.40	7	37.18	8	47.49	6	56.50	7	+1.42	115.7	71.8
														<b>Total:</b>	<b>56.50</b>	<b>+1.42</b>		
8	7	ROU	PUSCASU Diana Cristina	5.68	14	20.22=13		29.71	12	37.45=13		47.84=11		56.73	8	+1.65	114.9	71.4
														<b>Total:</b>	<b>56.73</b>	<b>+1.65</b>		
9	10	RUS	TARARYCHENKOVA Alina	5.49	4	19.95	6	29.39 =5		37.09	5	47.54	8	56.77	9	+1.69	112.8	70.1
														<b>Total:</b>	<b>56.77</b>	<b>+1.69</b>		
10	5	ROU	MIROIU Daria Georgiana	5.60 =9		20.04	8	29.39 =5		37.16	6	47.65	9	56.86	10	+1.78	112.0	69.6
														<b>Total:</b>	<b>56.86</b>	<b>+1.78</b>		
11	4	USA	HASS Rebecca	5.61	11	20.09	11	29.60	11	37.38	12	47.84=11		56.95	11	+1.87	113.5	70.5
														<b>Total:</b>	<b>56.95</b>	<b>+1.87</b>		
12	3	USA	McGUIRE Kalyn	5.72	15	20.32	15	29.76	14	37.45=13		47.88	13	57.19	12	+2.11	112.0	69.5
														<b>Total:</b>	<b>57.19</b>	<b>+2.11</b>		
13	15	JPN	IJICHI Mayu	5.56	7	20.02	7	29.56 =9		37.31 =9		47.75	10	57.20	13	+2.12	112.1	69.6
														<b>Total:</b>	<b>57.20</b>	<b>+2.12</b>		
14	9	RUS	SUROVTSEVA Mariia	5.63=12		20.34	16	29.96=16		37.77	16	48.25	15	57.29	14	+2.21	113.8	70.7
														<b>Total:</b>	<b>57.29</b>	<b>+2.21</b>		
15	18	NED	VENNEMANN Noelle	5.41	2	19.84	2	29.47	8	37.37	11	48.02	14	57.47	15	+2.39	110.4	68.6
														<b>Total:</b>	<b>57.47</b>	<b>+2.39</b>		
16	12	KOR	HEO Hyegyo	6.01=19		20.68=19		30.14	19	37.87	17	48.38	16	57.51	16	+2.43	112.3	69.8
														<b>Total:</b>	<b>57.51</b>	<b>+2.43</b>		
17	20	JPN	OI Madoka	5.74=16		20.38	17	30.08	18	37.98	19	48.51	17	57.70	17	+2.62	113.0	70.2
														<b>Total:</b>	<b>57.70</b>	<b>+2.62</b>		
18	17	SWE	LAHOVARY OLSSON Joanna	5.60 =9		20.06 =9		29.83	15	37.73	15	48.56	18	57.95	18	+2.87	109.4	68.0
														<b>Total:</b>	<b>57.95</b>	<b>+2.87</b>		
19	19	CAN	VARGAS Laura	6.01=19		20.68=19		30.35	20	38.24	20	48.76	20	58.03	19	+2.95	112.8	70.1
														<b>Total:</b>	<b>58.03</b>	<b>+2.95</b>		
20	14	BRA	NASCIMENTO AMARO Laura	5.59	8	20.21	12	29.96=16		37.90	18	48.65	19	58.61	20	+3.53	108.1	67.1
														<b>Total:</b>	<b>58.61</b>	<b>+3.53</b>		

**Legend:**

= Equal sign indicates that two or more competitors share the same rank

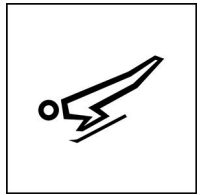
**Int.** Intermediate time      **No.** Number      **Rec** Record      **Rk** Rank





## Official Results

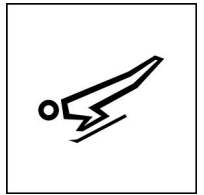
Rk	Sled No.	NOC Code	Name	Start Time	Rk	Int. 1	Rk	Int. 2	Rk	Int. 3	Rk	Int. 4	Rk	Finish Time	Rk	Time Behind	km/h	Speed mph
1	2	GBR	PITTAWAY Ashleigh Fay	5.55	6	19.90	3	29.06	1	36.49	1	46.51	1	55.08	1	0.00	118.8	73.8
				5.53	6	19.88	3	29.04	1	36.46	1	46.52	1	55.15	1	0.00	117.5	73.0
				<b>Total:</b>		<b>1:50.23</b>		<b>0.00</b>										
2	8	GER	NEISE Hannah	5.63=12		20.06	=9	29.35	4	36.84	3	46.86	2	55.43	2	+0.35	118.7	73.7
				5.64=13		20.06	=9	29.48	9	37.09	6	47.17	3	55.76	2	+0.61	118.4	73.6
				<b>Total:</b>		<b>1:51.19</b>		<b>+0.96</b>										
3	13	FRA	BESSARD Agathe	5.74=16		20.22=13		29.56	=9	37.17	7	47.40	5	56.24	4	+1.16	115.8	71.9
				5.76	17	20.26=14		29.56	12	37.16	=8	47.42	5	56.21	4	+1.06	116.7	72.5
				<b>Total:</b>		<b>1:52.45</b>		<b>+2.22</b>										
4	6	LAT	LACE Paula Kristiana	5.32	1	19.79	1	29.12	2	36.76	2	47.14	3	56.39	6	+1.31	112.0	69.6
				5.31	1	19.64	1	29.07	2	36.78	2	47.12	2	56.07	3	+0.92	114.5	71.1
				<b>Total:</b>		<b>1:52.46</b>		<b>+2.23</b>										
5	11	LAT	ZUNTE Darta Estere	5.51	5	19.92	=4	29.28	3	36.90	4	47.23	4	56.23	3	+1.15	114.5	71.1
				5.51	5	19.99	7	29.42	6	37.14	7	47.62	11	56.70	10	+1.55	113.2	70.3
				<b>Total:</b>		<b>1:52.93</b>		<b>+2.70</b>										
6	16	SWE	FALK Julia	5.87	18	20.41	18	29.72	13	37.31	=9	47.52	7	56.30	5	+1.22	116.5	72.4
				5.93	18	20.49	17	29.79	16	37.39	13	47.68	12	56.85	13	+1.70	114.5	71.1
				<b>Total:</b>		<b>1:53.15</b>		<b>+2.92</b>										
7	7	ROU	PUSCASU Diana Cristina	5.68	14	20.22=13		29.71	12	37.45=13		47.84=11		56.73	8	+1.65	114.9	71.4
				5.56	=7	20.03	8	29.45	=7	37.16	=8	47.52	7	56.45	7	+1.30	114.8	71.3
				<b>Total:</b>		<b>1:53.18</b>		<b>+2.95</b>										
8	10	RUS	TARARYCHENKOVA Alina	5.49	4	19.95	6	29.39	=5	37.09	5	47.54	8	56.77	9	+1.69	112.8	70.1
				5.47	4	19.89	4	29.34	4	37.07	5	47.44	6	56.42	6	+1.27	114.6	71.2
				<b>Total:</b>		<b>1:53.19</b>		<b>+2.96</b>										
9	4	USA	HASS Rebecca	5.61	11	20.09	11	29.60	11	37.38	12	47.84=11		56.95	11	+1.87	113.5	70.5
				5.59	10	20.06	=9	29.51	10	37.21	11	47.55	9	56.58	8	+1.43	114.4	71.0
				<b>Total:</b>		<b>1:53.53</b>		<b>+3.30</b>										
10	15	JPN	IJICHI Mayu	5.56	7	20.02	7	29.56	=9	37.31	=9	47.75	10	57.20	13	+2.12	112.1	69.6
				5.56	=7	19.98	6	29.45	=7	37.20	10	47.59	10	56.69	9	+1.54	113.9	70.7
				<b>Total:</b>		<b>1:53.89</b>		<b>+3.66</b>										
11	5	ROU	MIROIU Daria Georgiana	5.60	=9	20.04	8	29.39	=5	37.16	6	47.65	9	56.86	10	+1.78	112.0	69.6
				5.57	9	20.10	12	29.57	13	37.30	12	47.79	13	57.16	14	+2.01	112.4	69.8
				<b>Total:</b>		<b>1:54.02</b>		<b>+3.79</b>										
12	9	RUS	SUROVTSEVA Mariia	5.63=12		20.34	16	29.96=16		37.77	16	48.25	15	57.29	14	+2.21	113.8	70.7
				5.64=13		20.11	13	29.54	11	37.40	14	47.89	14	56.81=11		+1.66	114.6	71.2
				<b>Total:</b>		<b>1:54.10</b>		<b>+3.87</b>										
13	17	SWE	LAHOVARY OLSSON Joanna	5.60	=9	20.06	=9	29.83	15	37.73	15	48.56	18	57.95	18	+2.87	109.4	68.0
				5.63	12	20.09	11	29.40	5	37.02	4	47.35	4	56.29	5	+1.14	115.4	71.7
				<b>Total:</b>		<b>1:54.24</b>		<b>+4.01</b>										
14	18	NED	VENNEMANN Noelle	5.41	2	19.84	2	29.47	8	37.37	11	48.02	14	57.47	15	+2.39	110.4	68.6
				5.43	3	19.82	2	29.25	3	37.01	3	47.54	8	56.81=11		+1.66	112.4	69.8
				<b>Total:</b>		<b>1:54.28</b>		<b>+4.05</b>										
15	1	ROU	VICOL Alexandra Elena Cristina	5.47	3	19.92	=4	29.40	7	37.18	8	47.49	6	56.50	7	+1.42	115.7	71.8
				5.42	2	19.95	5	29.60	14	37.58	16	48.31	16	57.80	17	+2.65	110.4	68.6
				<b>Total:</b>		<b>1:54.30</b>		<b>+4.07</b>										



### Official Results

Rk	Sled No.	NOC Code	Name	Start Time	Rk	Int. 1	Rk	Int. 2	Rk	Int. 3	Rk	Int. 4	Rk	Finish Time	Rk	Time Behind	km/h	Speed mph	
16	3	USA	McGUIRE Kalyn	5.72	15	20.32	15	29.76	14	37.45=	13	47.88	13	57.19	12	+2.11	112.0	69.5	
				5.71	16	20.30	16	29.74	15	37.50	15	48.13	15	57.61	16	+2.46	110.4	68.6	
				<b>Total:</b>				<b>1:54.80</b>		<b>+4.57</b>									
17	12	KOR	HEO Hyegyo	6.01=	19	20.68=	19	30.14	19	37.87	17	48.38	16	57.51	16	+2.43	112.3	69.8	
				6.03	20	20.75	20	30.26	19	37.96	18	48.40	17	57.51	15	+2.36	112.7	70.0	
				<b>Total:</b>				<b>1:55.02</b>		<b>+4.79</b>									
18	19	CAN	VARGAS Laura	6.01=	19	20.68=	19	30.35	20	38.24	20	48.76	20	58.03	19	+2.95	112.8	70.1	
				6.00	19	20.64	19	30.24	18	38.11	19	48.68	19	57.85	18	+2.70	112.9	70.2	
				<b>Total:</b>				<b>1:55.88</b>		<b>+5.65</b>									
19	20	JPN	OI Madoka	5.74=	16	20.38	17	30.08	18	37.98	19	48.51	17	57.70	17	+2.62	113.0	70.2	
				5.68	15	20.50	18	30.37	20	38.37	20	49.32	20	58.82	20	+3.67	109.4	68.0	
				<b>Total:</b>				<b>1:56.52</b>		<b>+6.29</b>									
20	14	BRA	NASCIMENTO AMARO Laura	5.59	8	20.21	12	29.96=	16	37.90	18	48.65	19	58.61	20	+3.53	108.1	67.1	
				5.61	11	20.26=	14	29.97	17	37.91	17	48.58	18	58.05	19	+2.90	110.3	68.5	
				<b>Total:</b>				<b>1:56.66</b>		<b>+6.43</b>									

<b>Legend:</b>			
=	Equal sign indicates that two or more competitors share the same rank		
<b>Int.</b>	Intermediate time	<b>No.</b>	Number
<b>Rec</b>	Record	<b>Rk</b>	Rank



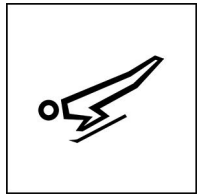
## Results

Start Order	Sled No.	NOC Code	Name	Start Time	Rk	Int. 1 Rk	Int. 2 Rk	Int. 3 Rk	Int. 4 Rk	Finish Time	Rk	Time Behind	Speed km/h	mph				
1	1	JPN	IJICHI Mayu	5.64	=9	20.09	9	29.54	=6	37.20	=5	47.45	5	56.27	4	+0.68	116.1	72.2
				5.65	=9	20.10	8	29.50	8	37.18	8	47.53	7	56.87	8	+0.96	112.8	70.1
2	2	JPN	OI Madoka	5.75	16	20.41	17	30.21	18	38.07	19	48.51	17	57.87	14	+2.28	113.4	70.4
				5.72	13	20.49	17	30.32	19	38.21	19	48.73	18	57.80	17	+1.89	114.0	70.8
3	3	KOR	HEO Hyegyo	6.03	19	20.74	19	30.29	19	38.12	20	48.75	20	58.19	18	+2.60	110.7	68.8
				6.28	20	21.14	20	30.82	20	38.69	20	49.31	20	58.62	19	+2.71	111.4	69.2
4	4	BRA	NASCIMENTO AMARO Lau	5.56	=5	20.05	6	29.55	8	37.41	9	48.10	11	57.60	12	+2.01	110.3	68.5
				5.62	7	20.27	=13	29.97	16	37.90	17	48.62	17	58.33	18	+2.42	110.5	68.6
5	5	CAN	VARGAS Laura	5.99	18	20.59	18	30.16	17	37.94	17	48.47	16	57.99	16	+2.40	110.9	68.9
				6.10	18	20.74	18	30.18	17	37.93	18	48.53	16	57.75	16	+1.84	112.7	70.0
6	6	NED	VENNEMANN Noelle	5.40	1	19.95	=2	29.57	9	37.48	11	48.45	15	58.35	20	+2.76	105.5	65.5
				5.45	1	19.98	4	29.60	=10	37.70	13	48.86	19	58.90	20	+2.99	106.2	66.0
7	7	FRA	BESSARD Agathe	5.74	15	20.10	10	29.38	4	36.90	3	47.01	3	55.96	3	+0.37	117.8	73.2
				5.79	16	20.21	11	29.44	6	36.95	3	47.14	2	56.03	4	+0.12	116.3	72.3
8	8	SWE	FALK Julia	6.18	20	20.93	20	30.33	20	37.98	18	48.21	12	57.07	9	+1.48	116.4	72.3
				6.18	19	20.86	19	30.24	18	37.88	16	48.20	12	57.35	12	+1.44	114.2	70.9
9	9	SWE	LAHOVARY OLSSON Joanr	5.81	17	20.35	16	29.68	10	37.35	=7	47.67	7	56.87	8	+1.28	114.2	71.0
				5.74	=14	20.25	12	29.81	13	37.71	14	48.25	14	57.48	13	+1.57	113.1	70.3
10	10	USA	HASS Rebecca	5.56	=5	20.06	7	29.82	13	37.82	15	48.58	18	58.21	19	+2.62	108.6	67.5
				5.65	=9	20.11	9	29.60	=10	37.41	10	48.00	11	57.26	11	+1.35	111.7	69.4
11	11	USA	McGUIRE Kalyn	5.72	=13	20.27	14	29.69	11	37.35	=7	47.76	8	57.14	10	+1.55	112.3	69.8
				5.81	17	20.46	16	29.85	14	37.60	12	48.21	13	57.60	14	+1.69	111.0	68.9
12	12	GER	NEISE Hannah	5.72	=13	20.07	8	29.22	2	36.68	2	46.77	1	55.59	1	0.00	117.6	73.1
				5.74	=14	20.18	10	29.46	7	37.03	5	47.17	3	55.91	1	0.00	117.7	73.1
13	13	ROU	MIROIU Daria Georgiana	5.64	=9	20.28	15	29.97	16	37.84	16	48.39	14	57.93	15	+2.34	111.4	69.2
				5.61	6	20.09	7	29.54	9	37.26	9	47.74	9	57.06	9	+1.15	110.8	68.8
14	14	ROU	PUSCASU Diana Cristina	5.60	8	20.23	=12	29.85	14	37.74	14	48.38	13	57.71	13	+2.12	111.0	69.0
				5.67	11	20.27	=13	29.88	15	37.79	15	48.41	15	57.61	15	+1.70	111.9	69.5
15	15	ROU	VICOL Alexandra Elena Cris	5.50	2	19.96	4	29.54	=6	37.44	10	48.02	10	57.36	11	+1.77	111.4	69.2
				5.49	=2	19.91	2	29.33	3	37.05	6	47.34	6	56.44	5	+0.53	115.6	71.8
16	16	LAT	LACE Paula Kristiana	5.51	3	19.92	1	29.29	3	36.92	4	47.38	4	56.54	5	+0.95	111.6	69.3
				5.49	=2	19.85	1	29.20	1	36.86	2	47.26	5	56.55	6	+0.64	113.5	70.5
17	17	LAT	ZUNTE Darta Estere	5.64	=9	20.21	11	29.87	15	37.72	13	48.59	19	58.13	17	+2.54	108.0	67.1
				5.70	12	20.29	15	29.76	12	37.48	11	47.95	10	57.17	10	+1.26	113.2	70.3
18	18	GBR	PITTAWAY Ashleigh Fay	5.56	=5	19.95	=2	29.17	1	36.67	1	46.85	2	55.65	2	+0.06	115.5	71.8
				5.59	5	20.00	5	29.28	2	36.84	1	47.10	1	55.95	2	+0.04	114.9	71.4
19	19	RUS	SUROVTSEVA Mariia	5.66	12	20.23	=12	29.74	12	37.50	12	47.90	9	56.81	7	+1.22	115.2	71.6
				5.63	8	20.02	6	29.34	4	36.97	4	47.19	4	55.98	3	+0.07	116.5	72.4
20	20	RUS	TARARYCHENKOVA Alina	5.52	4	19.99	5	29.46	5	37.20	=5	47.63	6	56.74	6	+1.15	113.4	70.5
				5.53	4	19.97	3	29.40	5	37.14	7	47.54	8	56.61	7	+0.70	113.9	70.8

**Legend:**

= Equal sign indicates that two or more competitors share the same rank

**Int.** Intermediate time      **No.** Number      **Rk** Rank



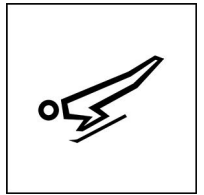
## Results

Start Order	Sled No.	NOC Code	Name	Start Time	Rk	Int. 1 Rk	Int. 2 Rk	Int. 3 Rk	Int. 4 Rk	Finish Time	Rk	Time Behind	Speed km/h	mph
1	19	RUS	SUROVTSEVA Mariia	5.54=10		19.98 10	29.50 10	37.48 12	48.17 13	57.43 12		+1.89	111.6	69.3
				5.63	9	20.16 9	29.63 9	37.46 10	47.86 6	56.98 4		+0.81	114.3	71.0
2	20	RUS	TARARYCHENKOVA Alina	5.36	3	19.65 2	29.02 2	36.74 3	47.17 3	56.48 4		+0.94	113.0	70.2
				5.47	3	20.09 8	29.59 8	37.40 =7	47.97 9	57.23 9		+1.06	110.8	68.8
3	18	GBR	PITTAWAY Ashleigh Fay	5.53	9	19.82 5	29.08 3	36.68 1	46.96 2	55.92 2		+0.38	114.9	71.4
										DNS				
4	16	LAT	LACE Paula Kristiana	5.29	1	19.47 1	29.00 1	36.90 5	47.71 8	57.15 10		+1.61	108.4	67.4
				5.48	4	20.04 6	29.57 7	37.39 6	47.99 10	57.25 10		+1.08	111.3	69.1
5	17	LAT	ZUNTE Darta Estere	5.51	7	20.06 13	29.51=11	37.29 10	47.76 10	56.84 8		+1.30	113.4	70.4
				5.69=12		20.29 13	29.74 11	37.53 11	48.13 11	57.69 12		+1.52	110.6	68.7
6	13	ROU	MIROIU Daria Georgiana	5.50	6	19.90 =6	29.27 7	36.99 7	47.45 7	56.78 7		+1.24	111.5	69.3
				5.55 =6		20.00 5	29.48 =4	37.25 5	47.74 =4	57.11 7		+0.94	112.1	69.6
7	14	ROU	PUSCASU Diana Cristina	5.54=10		20.00=11	29.51=11	37.36 11	47.90 11	57.09 9		+1.55	112.3	69.8
				5.55 =6		19.97 4	29.54 6	37.40 =7	47.93 7	57.03 6		+0.86	113.0	70.2
8	15	ROU	VICOL Alexandra Elena Cris	5.45	4	19.74 3	29.15 4	36.93 6	47.38 6	56.60 5		+1.06	112.9	70.2
				5.43	2	19.82 1	29.37 2	37.21 4	47.74 =4	57.02 5		+0.85	113.0	70.2
9	12	GER	NEISE Hannah	5.64	14	19.96 9	29.20 =5	36.71 2	46.80 1	55.54 1		0.00	117.1	72.7
				5.69=12		20.08 7	29.42 3	37.09 3	47.37 3	56.26 2		+0.09	115.6	71.8
10	10	USA	HASS Rebecca	5.47	5	19.90 =6	29.39 8	37.20 9	47.74 9	57.20 11		+1.66	112.2	69.7
										DNS				
11	11	USA	McGUIRE Kalyn							DNS				
										DNS				
12	8	SWE	FALK Julia	5.88	17	20.52 18	30.00 17	37.75 16	48.11 12	57.49 13		+1.95	113.9	70.8
				5.83	15	20.34 15	29.83 13	37.65 12	48.15 12	57.30 11		+1.13	113.2	70.3
13	9	SWE	LAHOVARY OLSSON Joanr	5.72	15	20.21 16	29.83 16	37.71 15	48.36 16	57.74 14		+2.20	110.5	68.6
				5.65	10	20.19=10	29.67 10	37.45 9	47.96 8	57.22 8		+1.05	112.3	69.7
14	7	FRA	BESSARD Agathe	5.75	16	20.17 15	29.45 9	37.01 8	47.19 4	56.18 3		+0.64	116.0	72.1
				5.75	14	20.19=10	29.48 =4	37.07 2	47.23 1	56.17 1		0.00	116.4	72.3
15	6	NED	VENNEMANN Noelle	5.35	2	19.94 8	29.73 14	37.83 17	48.82 18	58.61=18		+3.07	107.3	66.6
				5.35	1	19.90 3	29.78 12	37.96 14	48.94 15	58.77 15		+2.60	107.9	67.0
16	5	CAN	VARGAS Laura	5.91	18	20.44 17	30.06 18	37.96 18	48.57 17	58.03 17		+2.49	111.3	69.1
				5.99	16	20.53 16	30.07 15	37.92 13	48.61 13	58.01 13		+1.84	110.5	68.7
17	4	BRA	NASCIMENTO AMARO Lau	5.54=10		20.00=11	29.58 13	37.52 13	48.24 14	57.94 16		+2.40	109.9	68.3
				5.53	5	20.22 12	30.04 14	38.14 15	49.11 16	59.20 17		+3.03	105.9	65.8
18	3	KOR	HEO Hyegyo	6.10	19	20.89 19	30.47 19	38.37 19	49.12 19	58.61=18		+3.07	109.8	68.2
				6.05	17	20.78 17	30.44 17	38.41 17	49.24 17	58.79 16		+2.62	109.6	68.1
19	1	JPN	IJICHI Mayu	5.52	8	19.79 4	29.20 =5	36.88 4	47.25 5	56.76 6		+1.22	111.4	69.2
				5.56	8	19.87 2	29.23 1	36.90 1	47.30 2	56.41 3		+0.24	113.4	70.5
20	2	JPN	OI Madoka	5.63	13	20.14 14	29.75 15	37.67 14	48.27 15	57.75 15		+2.21	111.1	69.0
				5.66	11	20.31 14	30.16 16	38.19 16	48.90 14	58.43 14		+2.26	110.8	68.8

**Legend:**

= Equal sign indicates that two or more competitors share the same rank

**DNS** Did Not Start      **Int.** Intermediate time      **No.** Number      **Rk** Rank



## Results

Start Order	Sled No.	NOC Code	Name	Start Time	Rk	Int. 1 Rk	Int. 2 Rk	Int. 3 Rk	Int. 4 Rk	Finish Time	Rk	Time Behind	Speed km/h	mph				
1	15	ROU	VICOL Alexandra Elena Cris	5.46	4	19.79	3	29.18	4	36.90	5	47.16	6	56.31	10	+1.11	115.3	71.6
				5.48	3	19.86	2	29.27	4	36.99	=5	47.28	5	56.05	5	+0.58	116.5	72.4
2	18	GBR	PITTAWAY Ashleigh Fay	5.71	12	20.16	12	29.43	11	37.00	8	47.22	7	56.14	7	+0.94	115.5	71.7
				5.56	=5	19.89	3	29.13	2	36.72	3	47.01	3	55.90	3	+0.43	115.0	71.5
3	11	USA	McGUIRE Kalyn	5.74	=14	20.23	=13	29.58	12	37.17	12	47.37	10	56.20	9	+1.00	116.4	72.3
														DNS				
4	10	USA	HASS Rebecca											DNS				
														DNS				
5	13	ROU	MIROIU Daria Georgiana	5.69	11	20.12	11	29.39	9	36.92	=6	47.00	4	55.89	4	+0.69	117.0	72.7
				5.64	=7	20.04	9	29.35	6	36.91	4	47.32	7	56.45	9	+0.98	112.9	70.1
6	16	LAT	LACE Paula Kristiana	5.44	2	19.76	=1	29.15	3	36.85	4	47.39	11	57.10	13	+1.90	108.9	67.6
				5.38	1	19.67	1	28.98	1	36.55	1	46.80	2	55.83	2	+0.36	114.7	71.2
7	14	ROU	PUSCASU Diana Cristina	5.59	5	20.01	8	29.60	13	37.40	13	47.73	13	56.51	11	+1.31	116.1	72.1
				5.56	=5	19.93	4	29.34	5	37.02	=7	47.31	6	56.16	6	+0.69	115.6	71.8
8	12	GER	NEISE Hannah	5.63	=8	19.93	5	29.09	1	36.56	1	46.59	1	55.20	1	0.00	118.6	73.6
				5.64	=7	19.97	6	29.20	3	36.71	2	46.79	1	55.47	1	0.00	117.8	73.2
9	19	RUS	SUROVTSEVA Mariia	5.61	6	19.99	6	29.38	8	37.07	=10	47.30	9	56.10	6	+0.90	117.2	72.8
				5.64	=7	20.03	=7	29.38	7	36.99	=5	47.27	4	56.04	4	+0.57	116.4	72.3
10	20	RUS	TARARYCHENKOVA Alina	5.45	3	19.82	4	29.14	2	36.73	2	46.94	3	55.76	3	+0.56	116.2	72.2
														DNS				
11	17	LAT	ZUNTE Darta Estere	5.63	=8	20.07	9	29.36	7	36.92	=6	47.13	5	55.93	5	+0.73	116.5	72.3
				5.66	10	20.09	10	29.42	8	37.02	=7	47.35	8	56.29	7	+0.82	114.8	71.3
12	3	KOR	HEO Hyegyo	6.18	=18	20.95	19	30.49	19	38.30	19	48.88	19	58.20	19	+3.00	112.0	69.6
				6.15	17	20.91	17	30.51	16	38.37	16	48.98	16	58.25	17	+2.78	112.1	69.6
13	7	FRA	BESSARD Agathe	5.73	13	20.11	10	29.32	6	36.80	3	46.87	2	55.58	2	+0.38	118.2	73.4
				5.81	14	20.28	13	29.69	12	37.28	10	47.45	9	56.31	8	+0.84	117.1	72.8
14	4	BRA	NASCIMENTO AMARO Lau	5.65	10	20.23	=13	29.83	15	37.71	15	48.37	15	57.77	16	+2.57	111.2	69.1
				5.53	4	20.03	=7	29.57	11	37.45	=11	48.14	13	57.73	12	+2.26	109.3	67.9
15	1	JPN	IJICHI Mayu	5.62	7	20.00	7	29.42	10	37.06	9	47.28	8	56.18	8	+0.98	116.3	72.2
				5.68	11	20.13	11	29.54	9	37.19	9	47.58	10	58.07	13	+2.60	108.4	67.3
16	8	SWE	FALK Julia	6.03	17	20.72	17	30.30	18	38.11	18	48.66	18	57.99	=17	+2.79	112.0	69.6
				6.05	15	20.65	14	30.07	14	37.76	14	48.13	12	57.11	11	+1.64	114.8	71.3
17	9	SWE	LAHOVARY OLSSON Joanr	5.76	16	20.29	15	29.82	14	37.62	14	48.08	14	57.43	14	+2.23	114.3	71.0
				5.69	12	20.18	12	29.71	13	37.45	=11	47.89	11	57.01	10	+1.54	113.4	70.4
18	6	NED	VENNEMANN Noelle	5.39	1	19.76	=1	29.25	5	37.07	=10	47.71	12	57.04	12	+1.84	110.8	68.8
				5.46	2	19.96	5	29.56	10	37.45	=11	48.33	14	58.16	=14	+2.69	107.2	66.6
19	5	CAN	VARGAS Laura	6.18	=18	20.83	18	30.27	17	38.00	16	48.49	16	57.58	15	+2.38	113.3	70.4
				6.11	16	20.76	15	30.31	15	38.18	15	48.90	15	58.16	=14	+2.69	111.2	69.1
20	2	JPN	OI Madoka	5.74	=14	20.43	16	30.16	16	38.03	17	48.52	17	57.99	=17	+2.79	112.4	69.8
				5.73	13	20.87	16	30.69	17	38.63	17	49.17	17	58.21	16	+2.74	113.6	70.5

**Legend:**

= Equal sign indicates that two or more competitors share the same rank

**DNS** Did Not Start      **Int.** Intermediate time      **No.** Number      **Rk** Rank

Lillehammer  
**2016**  
Youth Olympic Games



YOG  
DNA

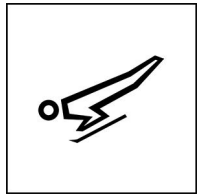


# Results Book



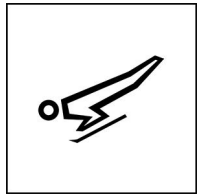
## Skeleton

Men's Individual



## Medallists

Medal	Name	NOC
GOLD	RUKOSUEV Evgenii	RUS - Russian Federation
SILVER	HESTENGEN Alexander	NOR - Norway
BRONZE	SCHNEIDER Robin	GER - Germany

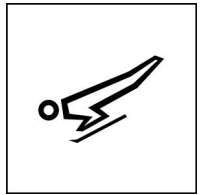


## Start List

Start Order	Sled No.	NOC Code	Name	Remarks
1	1	RUS	RUKOSUEV Evgenii	
2	2	ROU	TRASNEA Mihai Razvan	
3	3	KOR	JUNG Seunggi	
4	4	LAT	NETLAUS Kristis	
5	5	AUT	STAMPFER Martin	
6	6	ROU	ENACHE Mihail Sebastian	
7	7	USA	CARTER Kindrick	
8	8	AUT	MAIER Samuel	
9	9	NOR	HESTENGEN Alexander	
10	10	GER	SCHNEIDER Robin	
11	11	GER	HEINRICH Florian	
12	12	RUS	MAMEDOV Alisher	
13	13	USA	JONES Mitchell	
14	14	UKR	HERASKEVYCH Vladyslav	
15	15	BRA	BARBOSA NEVES Robert	
16	16	SUI	AKERET Kevin	
17	17	CAN	LIPINSKI Zachary	
18	18	JPN	GONAI Sho	
19	19	NED	ZEEGERS Bram	
20	20	TPE	PENG Lin-Wei	

<b>Legend:</b>			
<b>Int.</b>	Intermediate time	<b>No.</b>	Number
		<b>Rk</b>	Rank



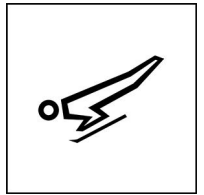


### Start List

Start Order	Sled No.	NOC Code	Name	Start Time	Time	Total	Rk	Remarks
1	20	TPE	PENG Lin-Wei	5.41	57.93	57.93	20	
						+4.01		
2	15	BRA	BARBOSA NEVES Robert	5.36	57.47	57.47	19	
						+3.55		
3	19	NED	ZEEGERS Bram	5.27	56.54	56.54	18	
						+2.62		
4	17	CAN	LIPINSKI Zachary	5.43	55.81	55.81	17	
						+1.89		
5	2	ROU	TRASNEA Mihai Razvan	5.12	55.73	55.73	16	
						+1.81		
6	18	JPN	GONAI Sho	5.23	55.63	55.63	15	
						+1.71		
7	6	ROU	ENACHE Mihail Sebastian	5.13	55.58	55.58	14	
						+1.66		
8	13	USA	JONES Mitchell	5.39	55.43	55.43	13	
						+1.51		
9	16	SUI	AKERET Kevin	5.33	55.35	55.35	12	
						+1.43		
10	7	USA	CARTER Kindrick	5.12	55.16	55.16	11	
						+1.24		
11	5	AUT	STAMPFER Martin	5.17	54.73	54.73	10	
						+0.81		
12	14	UKR	HERASKEVYCH Vladyslav	5.16	54.70	54.70	9	
						+0.78		
13	8	AUT	MAIER Samuel	5.15	54.60	54.60	8	
						+0.68		
14	12	RUS	MAMEDOV Alisher	4.99	54.57	54.57	7	
						+0.65		
15	3	KOR	JUNG Seunggi	4.95	54.51	54.51	6	
						+0.59		
16	11	GER	HEINRICH Florian	5.08	54.32	54.32	5	
						+0.40		
17	4	LAT	NETLAUS Kristis	5.02	54.09	54.09	4	
						+0.17		
18	10	GER	SCHNEIDER Robin	5.01	54.02	54.02	3	
						+0.10		
19	9	NOR	HESTENGEN Alexander	5.19	53.99	53.99	2	
						+0.07		
20	1	RUS	RUKOSUEV Evgenii	4.78	53.92	53.92	1	
						0.00		

**Legend:**

**Int.** Intermediate time                      **No.** Number                      **Rk** Rank



**Results - After Heat 1**

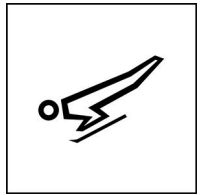
Rk	Sled No.	NOC Code	Name	Start Time	Rk	Int. 1	Rk	Int. 2	Rk	Int. 3	Rk	Int. 4	Rk	Finish Time	Rk	Time Behind	Speed km/h	Speed mph
1	1	RUS	RUKOSUEV Evgenii	4.78	1	18.65	1	27.74	1	35.20	1	45.30	1	53.92	1	0.00	118.1	73.4
														<b>Total:</b>	<b>53.92</b>	<b>0.00</b>		
2	9	NOR	HESTENGEN Alexander	5.19	13	19.30	11	28.37	7	35.74	7	45.62	4	53.99	2	+0.07	120.5	74.8
														<b>Total:</b>	<b>53.99</b>	<b>+0.07</b>		
3	10	GER	SCHNEIDER Robin	5.01	4	18.95	2	28.01	2	35.42	2	45.40	2	54.02	3	+0.10	119.0	73.9
														<b>Total:</b>	<b>54.02</b>	<b>+0.10</b>		
4	4	LAT	NETLAUS Kristis	5.02	5	19.02	4	28.11	3	35.51	3	45.54	3	54.09	4	+0.17	118.9	73.9
														<b>Total:</b>	<b>54.09</b>	<b>+0.17</b>		
5	11	GER	HEINRICH Florian	5.08	6	19.16	6	28.27	6	35.67	5	45.68	6	54.32	5	+0.40	118.2	73.4
														<b>Total:</b>	<b>54.32</b>	<b>+0.40</b>		
6	3	KOR	JUNG Seunggi	4.95	2	18.96	3	28.17	4	35.72	6	45.86	7	54.51	6	+0.59	117.8	73.2
														<b>Total:</b>	<b>54.51</b>	<b>+0.59</b>		
7	12	RUS	MAMEDOV Alisher	4.99	3	19.04	5	28.18	5	35.60	4	45.67	5	54.57	7	+0.65	116.5	72.4
														<b>Total:</b>	<b>54.57</b>	<b>+0.65</b>		
8	8	AUT	MAIER Samuel	5.15	10	19.27	=8	28.52	=9	35.97	8	46.01	8	54.60	8	+0.68	118.3	73.5
														<b>Total:</b>	<b>54.60</b>	<b>+0.68</b>		
9	14	UKR	HERASKEVYCH Vladyslav	5.16	11	19.28	10	28.52	=9	35.99	9	46.06	9	54.70	9	+0.78	117.8	73.2
														<b>Total:</b>	<b>54.70</b>	<b>+0.78</b>		
10	5	AUT	STAMPFER Martin	5.17	12	19.37	12	28.59	12	36.08	=11	46.16	10	54.73	10	+0.81	118.3	73.5
														<b>Total:</b>	<b>54.73</b>	<b>+0.81</b>		
11	7	USA	CARTER Kindrick	5.12	=7	19.27	=8	28.54	11	36.08	=11	46.34	11	55.16	11	+1.24	115.1	71.5
														<b>Total:</b>	<b>55.16</b>	<b>+1.24</b>		
12	16	SUI	AKERET Kevin	5.33	16	19.64	17	28.96	16	36.55	17	46.72	15	55.35	12	+1.43	117.1	72.7
														<b>Total:</b>	<b>55.35</b>	<b>+1.43</b>		
13	13	USA	JONES Mitchell	5.39	18	19.62	16	28.88	15	36.38	13	46.58	13	55.43	13	+1.51	114.8	71.3
														<b>Total:</b>	<b>55.43</b>	<b>+1.51</b>		
14	6	ROU	ENACHE Mihail Sebastian	5.13	9	19.26	7	28.49	8	36.03	10	46.48	12	55.58	14	+1.66	111.5	69.2
														<b>Total:</b>	<b>55.58</b>	<b>+1.66</b>		
15	18	JPN	GONAI Sho	5.23	14	19.50	14	28.83	14	36.44	15	46.69	14	55.63	15	+1.71	115.4	71.7
														<b>Total:</b>	<b>55.63</b>	<b>+1.71</b>		
16	2	ROU	TRASNEA Mihai Razvan	5.12	=7	19.38	13	28.75	13	36.39	14	46.74	16	55.73	16	+1.81	115.1	71.5
														<b>Total:</b>	<b>55.73</b>	<b>+1.81</b>		
17	17	CAN	LIPINSKI Zachary	5.43	20	19.73	18	28.99	17	36.51	16	46.75	17	55.81	17	+1.89	113.9	70.8
														<b>Total:</b>	<b>55.81</b>	<b>+1.89</b>		
18	19	NED	ZEEGERS Bram	5.27	15	19.59	15	29.03	18	36.73	18	47.20	18	56.54	18	+2.62	111.0	69.0
														<b>Total:</b>	<b>56.54</b>	<b>+2.62</b>		
19	15	BRA	BARBOSA NEVES Robert	5.36	17	19.84	19	29.54	19	37.47	19	48.14	19	57.47	19	+3.55	111.0	69.0
														<b>Total:</b>	<b>57.47</b>	<b>+3.55</b>		
20	20	TPE	PENG Lin-Wei	5.41	19	20.10	20	29.84	20	37.73	20	48.33	20	57.93	20	+4.01	112.1	69.6
														<b>Total:</b>	<b>57.93</b>	<b>+4.01</b>		

<b>Legend:</b>	
=	Equal sign indicates that two or more competitors share the same rank
<b>Int.</b>	Intermediate time
<b>No.</b>	Number
<b>Rec</b>	Record
<b>Rk</b>	Rank



## Official Results

Rk	Sled No.	NOC Code	Name	Start Time	Rk	Int. 1	Rk	Int. 2	Rk	Int. 3	Rk	Int. 4	Rk	Finish Time	Rk	Time Behind	km/h	Speed mph
1	1	RUS	RUKOSUEV Evgenii	4.78	1	18.65	1	27.74	1	35.20	1	45.30	1	53.92	1	0.00	118.1	73.4
				4.79	1	18.62	1	27.68	1	35.05	1	44.96	1	53.38	1	0.00	120.2	74.6
				<b>Total: 1:47.30 0.00</b>														
2	9	NOR	HESTENGEN Alexander	5.19	13	19.30	11	28.37	7	35.74	7	45.62	4	53.99	2	+0.07	120.5	74.8
				5.21	12	19.31	12	28.37	7	35.69	5	45.55	4	53.95	2	+0.57	120.6	74.9
				<b>Total: 1:47.94 +0.64</b>														
3	10	GER	SCHNEIDER Robin	5.01	4	18.95	2	28.01	2	35.42	2	45.40	2	54.02	3	+0.10	119.0	73.9
				5.04	=4	19.02	4	28.07	=2	35.45	2	45.45	2	54.08	3	+0.70	118.6	73.7
				<b>Total: 1:48.10 +0.80</b>														
4	4	LAT	NETLAUS Kristis	5.02	5	19.02	4	28.11	3	35.51	3	45.54	3	54.09	4	+0.17	118.9	73.9
				4.98	3	18.96	2	28.07	=2	35.48	3	45.48	3	54.09	4	+0.71	119.4	74.2
				<b>Total: 1:48.18 +0.88</b>														
5	11	GER	HEINRICH Florian	5.08	6	19.16	6	28.27	6	35.67	5	45.68	6	54.32	5	+0.40	118.2	73.4
				5.04	=4	19.07	5	28.22	4	35.63	4	45.62	5	54.28	5	+0.90	118.6	73.7
				<b>Total: 1:48.60 +1.30</b>														
6	8	AUT	MAIER Samuel	5.15	10	19.27	=8	28.52	=9	35.97	8	46.01	8	54.60	8	+0.68	118.3	73.5
				5.13	10	19.19	7	28.35	6	35.79	6	45.79	6	54.35	6	+0.97	118.7	73.7
				<b>Total: 1:48.95 +1.65</b>														
7	12	RUS	MAMEDOV Alisher	4.99	3	19.04	5	28.18	5	35.60	4	45.67	5	54.57	7	+0.65	116.5	72.4
				5.05	6	19.18	6	28.38	8	35.84	=7	45.91	7	54.54	7	+1.16	118.1	73.4
				<b>Total: 1:49.11 +1.81</b>														
8	3	KOR	JUNG Seunggi	4.95	2	18.96	3	28.17	4	35.72	6	45.86	7	54.51	6	+0.59	117.8	73.2
				4.94	2	18.97	3	28.27	5	35.84	=7	46.02	9	54.86	10	+1.48	117.1	72.8
				<b>Total: 1:49.37 +2.07</b>														
8	14	UKR	HERASKEVYCH Vladyslav	5.16	11	19.28	10	28.52	=9	35.99	9	46.06	9	54.70	9	+0.78	117.8	73.2
				5.10	8	19.20	8	28.44	9	35.92	9	45.98	8	54.67	8	+1.29	117.4	73.0
				<b>Total: 1:49.37 +2.07</b>														
10	5	AUT	STAMPFER Martin	5.17	12	19.37	12	28.59	12	36.08	=11	46.16	10	54.73	10	+0.81	118.3	73.5
				5.11	9	19.26	11	28.51	12	36.04	12	46.15	10	54.85	9	+1.47	118.0	73.3
				<b>Total: 1:49.58 +2.28</b>														
11	7	USA	CARTER Kindrick	5.12	=7	19.27	=8	28.54	11	36.08	=11	46.34	11	55.16	11	+1.24	115.1	71.5
				5.15	11	19.24	10	28.46	10	35.98	10	46.16	11	54.95	11	+1.57	116.8	72.5
				<b>Total: 1:50.11 +2.81</b>														
12	16	SUI	AKERET Kevin	5.33	16	19.64	17	28.96	16	36.55	17	46.72	15	55.35	12	+1.43	117.1	72.7
				5.29	18	19.53	=14	28.82	13	36.40	13	46.52	13	55.09	12	+1.71	118.1	73.4
				<b>Total: 1:50.44 +3.14</b>														
13	13	USA	JONES Mitchell	5.39	18	19.62	16	28.88	15	36.38	13	46.58	13	55.43	13	+1.51	114.8	71.3
				5.40	19	19.70	19	29.00	17	36.56	16	46.77	14	55.61	14	+2.23	115.4	71.7
				<b>Total: 1:51.04 +3.74</b>														
14	6	ROU	ENACHE Mihail Sebastian	5.13	9	19.26	7	28.49	8	36.03	10	46.48	12	55.58	14	+1.66	111.5	69.2
				5.09	7	19.21	9	28.48	11	36.02	11	46.42	12	55.59	13	+2.21	112.8	70.1
				<b>Total: 1:51.17 +3.87</b>														
15	18	JPN	GONAI Sho	5.23	14	19.50	14	28.83	14	36.44	15	46.69	14	55.63	15	+1.71	115.4	71.7
				5.23	14	19.49	13	28.89	14	36.55	15	46.85	15	55.71	15	+2.33	115.4	71.7
				<b>Total: 1:51.34 +4.04</b>														



### Official Results

Rk	Sled No.	NOC Code	Name	Start Time	Rk	Int. 1	Rk	Int. 2	Rk	Int. 3	Rk	Int. 4	Rk	Finish Time	Rk	Time Behind	Speed km/h	Speed mph
16	2	ROU	TRASNEA Mihai Razvan	5.12	=7	19.38	13	28.75	13	36.39	14	46.74	16	55.73	16	+1.81	115.1	71.5
				5.22	13	19.53	=14	28.90	15	36.52	14	46.96	16	56.21	17	+2.83	112.4	69.8
				<b>Total: 1:51.94 +4.64</b>														
17	17	CAN	LIPINSKI Zachary	5.43	20	19.73	18	28.99	17	36.51	16	46.75	17	55.81	17	+1.89	113.9	70.8
				5.51	20	19.94	20	29.36	19	36.99	18	47.25	18	56.26	18	+2.88	115.7	71.9
				<b>Total: 1:52.07 +4.77</b>														
18	19	NED	ZEEGERS Bram	5.27	15	19.59	15	29.03	18	36.73	18	47.20	18	56.54	18	+2.62	111.0	69.0
				5.28	=16	19.56	16	28.93	16	36.65	17	47.04	17	56.16	16	+2.78	112.9	70.1
				<b>Total: 1:52.70 +5.40</b>														
19	15	BRA	BARBOSA NEVES Robert	5.36	17	19.84	19	29.54	19	37.47	19	48.14	19	57.47	19	+3.55	111.0	69.0
				5.27	15	19.66	18	29.35	18	37.30	19	48.18	20	57.79	20	+4.41	108.4	67.3
				<b>Total: 1:55.26 +7.96</b>														
20	20	TPE	PENG Lin-Wei	5.41	19	20.10	20	29.84	20	37.73	20	48.33	20	57.93	20	+4.01	112.1	69.6
				5.28	=16	19.65	17	29.39	20	37.32	20	48.05	19	57.72	19	+4.34	109.1	67.7
				<b>Total: 1:55.65 +8.35</b>														

<b>Legend:</b>			
=	Equal sign indicates that two or more competitors share the same rank		
<b>Int.</b>	Intermediate time	<b>No.</b>	Number
<b>Rec</b>	Record	<b>Rk</b>	Rank



## Results

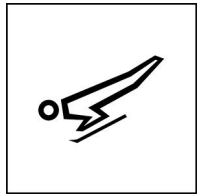
Start Order	Sled No.	NOC Code	Name	Start Time	Rk	Int. 1 Rk	Int. 2 Rk	Int. 3 Rk	Int. 4 Rk	Finish Time	Rk	Time Behind	Speed km/h	mph
1	1	AUT	MAIER Samuel	5.23	11	19.31 8	28.40 5	35.76 4	45.87 5	54.77	9	+0.94	115.2	71.5
				5.23	11	19.31 =8	28.43 5	35.84 3	45.82 4	54.54	4	+0.90	117.7	73.1
2	2	AUT	STAMPFER Martin	5.18	9	19.35 9	28.55=10	36.03 =9	46.04 9	54.56	6	+0.73	119.2	74.0
				5.17	5	19.31 =8	28.50 7	35.99 8	46.02 5	54.63	5	+0.99	118.7	73.7
3	3	SUI	AKERET Kevin	5.62	19	20.09 19	29.47 18	37.12 17	47.37 17	56.16	16	+2.33	116.5	72.3
				5.42	17	19.89 17	29.31 17	36.98 17	47.30 17	56.33	17	+2.69	114.1	70.9
4	4	NOR	HESTENGEN Alexander	5.30	14	19.50 14	28.59 12	35.95 8	45.77 4	54.13	3	+0.30	121.6	75.5
				5.32=13		19.47 11	28.55 8	35.89 4	45.73 3	54.07	2	+0.43	121.0	75.2
5	5	TPE	PENG Lin-Wei											
6	6	USA	CARTER Kindrick	5.12	=3	19.25 7	28.53 9	36.07 11	46.21 11	55.11	11	+1.28	117.0	72.7
				5.18	=6	19.28 6	28.56 9	36.15 10	46.55 10	55.82	13	+2.18	113.7	70.6
7	7	USA	JONES Mitchell	5.39	16	19.69 15	29.14 16	36.84 16	47.21 16	56.47	17	+2.64	114.1	70.9
				5.45	19	19.76=14	29.01 14	36.51 13	46.71 11	55.69	11	+2.05	116.2	72.2
8	8	KOR	JUNG Seunggi	5.01	2	19.09 2	28.33 =3	35.85 5	45.99 =7	54.80	10	+0.97	117.0	72.7
				5.05	2	19.10 3	28.42 4	35.98 7	46.12 8	54.95	9	+1.31	116.8	72.5
9	9	JPN	GONAI Sho	5.25	12	19.48 13	28.77 13	36.36 13	46.67 13	55.61	12	+1.78	114.6	71.2
				5.26	12	19.51=12	28.85 12	36.47 12	46.75 12	55.77	12	+2.13	115.5	71.7
10	10	BRA	BARBOSA NEVES Robert	5.42	18	19.90 18	29.55 19	37.50 19	48.43 19	58.27	19	+4.44	106.3	66.0
				5.37	15	19.78 16	29.49 18	37.52 19	48.36 19	58.43	19	+4.79	108.4	67.3
11	11	ROU	ENACHE Mihail Sebastian	5.12	=3	19.22 5	28.51 =7	36.13 12	46.58 12	55.76	13	+1.93	111.8	69.5
				5.13	4	19.29 7	28.68 11	36.44 11	47.00 14	56.17	15	+2.53	112.1	69.7
12	12	ROU	TRASNEA Mihai Razvan	5.20	10	19.45 12	28.85 14	36.56 14	47.00 14	56.07	14	+2.24	113.8	70.7
				5.18	=6	19.51=12	28.99 13	36.70 14	47.12 16	56.12	14	+2.48	114.1	70.9
13	13	NED	ZEEGERS Bram	5.31	15	19.77 17	29.36 17	37.24 18	47.85 18	57.29	18	+3.46	111.3	69.1
				5.38	16	19.90 18	29.55 19	37.51 18	48.32 18	57.87	18	+4.23	109.1	67.8
14	14	GER	HEINRICH Florian	5.13	=5	19.19 4	28.33 =3	35.72 3	45.73 3	54.50	5	+0.67	117.8	73.2
				5.18	=6	19.24 5	28.47 6	35.95 6	46.06 7	54.74	7	+1.10	117.6	73.0
15	15	GER	SCHNEIDER Robin	5.14	7	19.12 3	28.18 2	35.51 2	45.42 1	53.83	1	0.00	120.4	74.8
				5.11	3	19.06 =1	28.06 1	35.38 1	45.24 1	53.64	1	0.00	120.7	75.0
16	16	UKR	HERASKEVYCH Vladyslav	5.27	13	19.41 11	28.51 =7	35.88 6	45.89 6	54.37	4	+0.54	119.2	74.0
				5.18	=6	19.22 4	28.24 2	35.57 2	45.47 2	54.10	3	+0.46	119.8	74.4
17	17	LAT	NETLAUS Kristis	5.17	8	19.36 10	28.55=10	36.03 =9	46.07 10	54.70	7	+0.87	117.6	73.1
				5.32=13		20.03 19	29.30 16	36.78 16	46.80 13	55.43	10	+1.79	118.9	73.8
18	18	RUS	MAMEDOV Alisher	5.13	=5	19.23 6	28.43 6	35.91 7	45.99 =7	54.74	8	+0.91	116.9	72.6
				5.22	10	19.38 10	28.58 10	36.08 9	46.15 9	54.76	8	+1.12	118.2	73.4
19	19	RUS	RUKOSUEV Evgenii	4.94	1	18.91 1	28.04 1	35.47 1	45.45 2	54.05	2	+0.22	119.0	73.9
				4.98	1	19.06 =1	28.37 3	35.92 5	46.05 6	54.64	6	+1.00	117.6	73.1
20	20	CAN	LIPINSKI Zachary	5.40	17	19.71 16	29.11 15	36.76 15	47.13 15	56.08	15	+2.25	114.7	71.2
				5.44	18	19.76=14	29.13 15	36.75 15	47.08 15	56.20	16	+2.56	112.7	70.0

**Legend:**

= Equal sign indicates that two or more competitors share the same rank

**Int.** Intermediate time      **No.** Number      **Rk** Rank

**PENG Lin-Wei (TPE) trained both heats from Junior Start with times of 1:00.47 and 57.15**



## Results

Start Order	Sled No.	NOC Code	Name	Start Time	Rk	Int. 1 Rk	Int. 2 Rk	Int. 3 Rk	Int. 4 Rk	Finish Time	Rk	Time Behind	Speed km/h	mph				
1	20	CAN	LIPINSKI Zachary	5.35	17	19.56	15	28.90	12	36.54	12	46.91=12	56.12	15	+2.57	112.7	70.0	
				5.43	18	19.75	17	29.49	18	37.51	18	48.36	18	58.31	18	+4.12	106.6	66.2
2	18	RUS	MAMEDOV Alisher	5.08	=6	19.12	=7	28.27	6	35.72	6	45.77 =4	54.54	5	+0.99	117.5	73.0	
				5.07	=3	19.09	4	28.26	3	35.77	2	45.85	2	54.57	2	+0.38	118.0	73.3
3	19	RUS	RUKOSUEV Evgenii	4.88	1	18.74	1	27.77	1	35.14	1	45.06	1	53.55	1	0.00	119.6	74.3
				4.89	1	18.84	1	28.06	1	35.58	1	45.61	1	54.19	1	0.00	118.7	73.8
4	17	LAT	NETLAUS Kristis	5.09	8	19.10	=5	28.18	5	35.60	5	45.64	3	54.31	3	+0.76	117.6	73.0
				5.14	=6	19.25	=7	28.52	=7	36.10	8	46.32	=7	54.98	6	+0.79	117.0	72.7
5	16	UKR	HERASKEVYCH Vladyslav	5.18	11	19.26	10	28.51	11	36.03	9	46.32	10	55.14	9	+1.59	115.2	71.6
				5.14	=6	19.25	=7	28.52	=7	36.08	7	46.32	=7	55.13	8	+0.94	115.9	72.0
6	14	GER	HEINRICH Florian	5.01	3	18.98	3	28.12	4	35.58	4	45.85	6	54.65 =6	+1.10	116.3	72.2	
				5.16	=8	19.24	6	28.46	5	35.95	6	46.00	5	54.70	4	+0.51	118.1	73.4
7	15	GER	SCHNEIDER Robin	5.06	4	18.99	4	28.00	2	35.38	2	45.38	2	53.96	2	+0.41	119.1	74.0
				5.09	5	19.07	3	28.28	4	35.81	3	45.96	4	54.97	5	+0.78	115.7	71.9
8	13	NED	ZEEGERS Bram	5.29	16	19.58	16	29.09	17	36.91	17	47.55	17	57.02	17	+3.47	110.3	68.5
				5.27	15	19.51	13	29.07	13	37.00	14	47.71	16	57.19	16	+3.00	110.4	68.6
9	11	ROU	ENACHE Mihail Sebastian	5.08	=6	19.10	=5	28.47	9	36.17	11	46.61	11	55.81	11	+2.26	112.4	69.8
				5.07	=3	19.18	5	28.54	9	36.20	9	46.63	10	55.78	11	+1.59	111.6	69.3
10	12	ROU	TRASNEA Mihai Razvan	5.17	10	19.45=12	28.95	15	36.72	16	47.12	15	56.07	14	+2.52	114.8	71.3	
				5.22	11	19.39	12	28.80	12	36.55	12	47.07	12	56.23	13	+2.04	113.0	70.2
11	10	BRA	BARBOSA NEVES Robert	5.24=13	19.59	17	29.32	18	37.41	19	48.36	19	58.15	19	+4.60	107.2	66.6	
				5.24=12	19.58	15	29.23	16	37.23	17	48.07	17	57.70	17	+3.51	108.8	67.6	
12	9	JPN	GONAI Sho	5.26	15	19.52	14	28.91	13	36.61	13	46.95	14	55.93	13	+2.38	114.7	71.3
				5.24=12	19.57	14	29.20	15	37.09	16	47.58	14	56.79	15	+2.60	112.9	70.1	
13	8	KOR	JUNG Seunggi	4.92	2	18.84	2	28.03	3	35.57	3	45.77 =4	54.65 =6	+1.10	116.4	72.3		
				4.96	2	18.93	2	28.23	2	35.84	4	46.14	6	55.07	7	+0.88	115.2	71.6
14	6	USA	CARTER Kindrick									DNS						
															DNS			
15	7	USA	JONES Mitchell	5.39	18	19.66	18	29.07	16	36.69	14	46.91=12	55.92	12	+2.37	115.9	72.0	
				5.41	17	19.84	18	29.31	17	36.96	13	47.19	13	56.06	12	+1.87	115.7	71.9
16	5	TPE	PENG Lin-Wei	5.43	19	19.90	19	29.39	19	37.17	18	47.92	18	57.61	18	+4.06	107.7	66.9
				5.46	19	20.31	19	30.37	19	38.54	19	49.65	19	59.40	19	+5.21	106.4	66.1
17	4	NOR	HESTENGEN Alexander	5.24=13	19.34	11	28.48	10	35.91	7	45.87	7	54.39	4	+0.84	119.4	74.2	
				5.25	14	19.35	11	28.49	6	35.91	5	45.94	3	54.67	3	+0.48	116.7	72.5
18	3	SUI	AKERET Kevin	5.22	12	19.45=12	28.92	14	36.71	15	47.18	16	56.24	16	+2.69	113.6	70.6	
				5.30	16	19.60	16	29.15	14	37.05	15	47.63	15	56.76	14	+2.57	112.4	69.8
19	1	AUT	MAIER Samuel	5.12	9	19.20	9	28.46	8	36.01	8	46.27	8	55.36	10	+1.81	113.3	70.4
				5.16	=8	19.30	9	28.68	10	36.30	10	46.55	9	55.51	9	+1.32	115.0	71.5
20	2	AUT	STAMPFER Martin	5.07	5	19.12 =7	28.43	7	36.06	10	46.28	9	55.04	8	+1.49	116.9	72.6	
				5.16	=8	19.33	10	28.69	11	36.37	11	46.71	11	55.66	10	+1.47	115.5	71.7

**Legend:**

= Equal sign indicates that two or more competitors share the same rank

**DNS** Did Not Start      **Int.** Intermediate time      **No.** Number      **Rk** Rank



## Results

Start Order	Sled No.	NOC Code	Name	Start Time	Rk	Int. 1 Rk	Int. 2 Rk	Int. 3 Rk	Int. 4 Rk	Finish Time	Rk	Time Behind	Speed km/h	mph				
1	8	KOR	JUNG Seunggi	5.13	=6	19.25	=6	28.67	=10	36.34	14	46.67	14	55.61	15	+2.49	115.9	72.0
				5.05	1	19.06	1	28.21	2	35.71	2	45.88	4	54.63	5	+0.37	117.3	72.9
2	19	RUS	RUKOSUEV Evgenii	4.95	1	18.86	1	27.84	1	35.12	1	44.86	1	53.12	1	0.00	122.6	76.2
3	12	ROU	TRASNEA Mihai Razvan	5.16	9	19.32	9	28.61	=7	36.18	=9	46.36	11	54.94	10	+1.82	117.4	73.0
				5.23	9	19.37	8	28.60	8	36.13	9	46.28	9	54.89	8	+0.63	117.5	73.0
4	17	LAT	NETLAUS Kristis	5.12	5	19.16	5	28.21	=4	35.56	4	45.46	3	53.73	2	+0.61	121.1	75.3
				5.20	6	19.32	7	28.44	=4	35.84	4	45.83	3	54.30	2	+0.04	119.5	74.3
5	2	AUT	STAMPFER Martin	5.27	11	19.50	11	28.67	=10	36.10	8	45.99	8	54.31	8	+1.19	121.1	75.3
				5.26	10	19.48	11	28.69	=11	36.17	10	46.18	8	54.72	7	+0.46	119.4	74.2
6	11	ROU	ENACHE Mihail Sebastian	5.13	=6	19.28	8	28.61	=7	36.19	11	46.52	13	55.38	13	+2.26	114.4	71.1
				5.14	4	19.22	4	28.44	=4	35.96	6	46.29	10	55.20	10	+0.94	114.4	71.1
7	6	USA	CARTER Kindrick	5.15	8	19.35	10	28.63	9	36.23	12	46.48	12	55.20	12	+2.08	116.6	72.4
				5.22	=7	19.38	9	28.69	=11	36.32	12	46.59	13	55.39	12	+1.13	115.9	72.0
8	1	AUT	MAIER Samuel	5.37	15	19.57	12	28.75	13	36.18	=9	46.14	9	54.85	9	+1.73	118.9	73.9
				5.28	12	19.46	10	28.64	9	36.05	8	46.11	7	54.97	9	+0.71	116.6	72.4
9	4	NOR	HESTENGEN Alexander	5.43	18	19.65	15	28.74	12	36.08	7	45.88	7	54.15	6	+1.03	121.8	75.6
				5.35	14	19.50	12	28.59	7	36.03	7	45.99	6	54.53	4	+0.27	119.8	74.4
10	15	GER	SCHNEIDER Robin	5.08	4	19.07	3	28.14	3	35.52	3	45.43	2	53.94	3	+0.82	120.3	74.7
				5.13	3	19.10	2	28.14	1	35.53	1	45.57	1	54.26	1	0.00	117.5	73.0
11	14	GER	HEINRICH Florian	5.07	3	19.05	2	28.10	2	35.49	2	45.48	4	54.04	4	+0.92	118.9	73.9
				5.15	5	19.26	5	28.45	6	35.91	5	45.96	5	54.64	6	+0.38	118.3	73.5
12	18	RUS	MAMEDOV Alisher	5.04	2	19.08	4	28.21	=4	35.61	5	45.55	5	54.09	5	+0.97	120.2	74.7
				5.12	2	19.18	3	28.34	3	35.77	3	45.75	2	54.36	3	+0.10	119.2	74.0
13	7	USA	JONES Mitchell	5.42	17	19.68	=16	28.88	14	36.30	13	46.31	10	55.17	11	+2.05	117.7	73.1
				5.43	16	19.68	15	28.92	13	36.42	13	46.57	12	55.40	13	+1.14	114.9	71.4
14	16	UKR	HERASKEVYCH Vladyslav	5.18	10	19.25	=6	28.33	6	35.69	6	45.62	6	54.16	7	+1.04	119.6	74.3
				5.22	=7	19.29	6	28.65	10	36.23	11	46.43	11	55.33	11	+1.07	116.0	72.1
15	10	BRA	BARBOSA NEVES Robert	5.41	16	19.83	18	29.52	19	37.53	19	48.45	19	58.14	19	+5.02	107.1	66.6
				5.47	=17	19.95	19	29.62	19	37.67	19	48.65	19	58.40	19	+4.14	106.8	66.3
16	3	SUI	AKERET Kevin	5.33	=12	19.61	13	28.96	15	36.61	15	46.81	15	55.48	14	+2.36	117.5	73.0
				5.33	13	19.62	14	29.03	15	36.71	15	46.94	14	55.73	14	+1.47	116.3	72.3
17	20	CAN	LIPINSKI Zachary	5.50	19	19.88	19	29.27	17	36.92	17	47.19	17	56.17	16	+3.05	115.7	71.9
				5.47	=17	19.81	17	29.22	16	36.87	16	47.22	16	56.26	16	+2.00	114.3	71.0
18	9	JPN	GONAI Sho	5.33	=12	19.64	14	29.00	16	36.65	16	47.15	16	56.46	17	+3.34	111.0	69.0
				5.27	11	19.56	13	28.95	14	36.63	14	47.04	15	55.99	15	+1.73	113.8	70.7
19	13	NED	ZEEGERS Bram	5.34	14	19.68	=16	29.42	18	37.49	18	48.31	18	57.97	18	+4.85	108.3	67.3
				5.36	15	19.73	16	29.28	17	37.08	17	47.75	17	57.13	17	+2.87	110.6	68.7
20	5	TPE	PENG Lin-Wei	5.52	20	20.20	20	29.93	20	37.84	20	48.64	20	58.25	20	+5.13	108.7	67.5
				5.47	=17	19.89	18	29.50	18	37.43	18	48.15	18	58.31	18	+4.05	109.0	67.7

**Legend:**

= Equal sign indicates that two or more competitors share the same rank

**DNS** Did Not Start      **Int.** Intermediate time      **No.** Number      **Rk** Rank